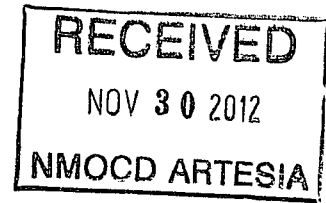




P. O. Box 691017, TULSA, OKLAHOMA 74169 PHONE: 918-355-4380 FAX: 918-855-4666

October 26, 2012

RKI Exploration
3817 NW Expressway, Suite 950
Oklahoma City, OK 73112



RE: RDX FED 15-15

30-015-39936

To whom it may concern:

The attached document shows Deviation Surveys for the above captioned well.

Thank you,


Jessica Green


Jessica Green
Operations Coordinator
Latshaw Drilling Company
(918) 355-4380 X 111

State of New Mexico
County: Eddy

The foregoing was acknowledged before me this 26th day of October, 2012

Debbie Holloway
Notary Public



| | | | |
|---|--|--------------------|----------------------|
|  | | INCLINATION REPORT | |
| | | 2. LEASE NAME | RDX FED 15-15 |
| 3. OPERATOR | | | |
| RKI Exploration | | | |
| 4. ADDRESS | | | |
| Oklahoma Tower 210 Park Avenue, Suite 800 Oklahoma City, OK 73102 | | | |
| 5. LOCATION (Section, Block, and Survey) | | 10. County | |
| | | Eddy | |

RECORD OF INCLINATION

| Date | Measured Depth | Inclination | | | |
|-----------|----------------|-------------|--|--|--|
| | (feet) | | | | |
| 6/14/2012 | 374 | 0.69 | | | |
| 6/14/2012 | 852 | 0.62 | | | |
| 6/17/2012 | 1,830 | 1.22 | | | |
| 6/18/2012 | 2,699 | 0.51 | | | |
| 6/19/2012 | 3,258 | 1.58 | | | |
| 6/22/2012 | 4,150 | 1.20 | | | |
| 6/23/2012 | 5,144 | 0.13 | | | |
| 6/23/2012 | 6,144 | 0.91 | | | |
| 6/24/2012 | 7,133 | 1.78 | | | |
| | | | | | |