

UNITED STATES
DEPARTMENT OF THE INTERIOR
BUREAU OF LAND MANAGEMENTFORM APPROVED
OMB No. 1004-0137
Expires: October 31, 2014**SUNDRY NOTICES AND REPORTS ON WELLS**
Do not use this form for proposals to drill or to re-enter an abandoned well. Use Form 3160-3 (APD) for such proposals.5. Lease Serial No.
NMLC-029338-A

6. If Indian, Allottee or Tribe Name

SUBMIT IN TRIPLICATE – Other instructions on page 2.

1. Type of Well

☒ Oil Well ☐ Gas Well ☐ Other2. Name of Operator
Burnett Oil Co., Inc.3a. Address
Burnett Plaza - Suite 1500
801 Cherry Street, Unit 9 Fort Worth, Texas 761023b. Phone No. (include area code)
817-583-8730

7. If Unit of CA/Agreement, Name and/or No.

8. Well Name and No.
Gissler A2 Battery 30015-33498

9. API Well No.

4. Location of Well (Footage, Sec., T., R., M., or Survey Description)
1650' FSL, 1650' FEL, T17S, R30E, Sec. 14, Unit J, NWSE10. Field and Pool or Exploratory Area
Eddy County, NM

12. CHECK THE APPROPRIATE BOX(ES) TO INDICATE NATURE OF NOTICE, REPORT OR OTHER DATA

TYPE OF SUBMISSION	TYPE OF ACTION			
<input checked="" type="checkbox"/> Notice of Intent	<input type="checkbox"/> Acidize	<input type="checkbox"/> Deepen	<input type="checkbox"/> Production (Start/Resume)	<input type="checkbox"/> Water Shut-Off
<input type="checkbox"/> Subsequent Report	<input type="checkbox"/> Alter Casing	<input type="checkbox"/> Fracture Treat	<input type="checkbox"/> Reclamation	<input type="checkbox"/> Well Integrity
<input type="checkbox"/> Final Abandonment Notice	<input type="checkbox"/> Casing Repair	<input type="checkbox"/> New Construction	<input type="checkbox"/> Recomplete	<input checked="" type="checkbox"/> Other <u>Production Facility Change</u>
	<input type="checkbox"/> Change Plans	<input type="checkbox"/> Plug and Abandon	<input type="checkbox"/> Temporarily Abandon	
	<input type="checkbox"/> Convert to Injection	<input type="checkbox"/> Plug Back	<input type="checkbox"/> Water Disposal	

13. Describe Proposed or Completed Operation: Clearly state all pertinent details, including estimated starting date of any proposed work and approximate duration thereof. If the proposal is to deepen directionally or recompleat horizontally, give subsurface locations and measured and true vertical depths of all pertinent markers and zones. Attach the Bond under which the work will be performed or provide the Bond No. on file with BLM/BIA. Required subsequent reports must be filed within 30 days following completion of the involved operations. If the operation results in a multiple completion or recompleat in a new interval, a Form 3160-4 must be filed once testing has been completed. Final Abandonment Notices must be filed only after all requirements, including reclamation, have been completed and the operator has determined that the site is ready for final inspection.)

Burnett is requesting permission to add an emergency flare to the Gissler A 2 Battery. Updated Battery diagram is attached. The flare will be located on the already existing GJSAU21/Gissler A 24 pad.

Flare will be a minimum 150' from the battery equipment. The flare will be 35' high and will follow the API standards. Flare will be metered to record flared gas.

NM OIL CONSERVATION

ARTESIA DISTRICT

FEB 2 2015

RECEIVED

Accepted for record
2/11/15
NMOC

14. I hereby certify that the foregoing is true and correct. Name (Printed/Typed)
Leslie Garvis

Title Regulatory Coordinator

Signature

Date

11/25/14

THIS SPACE FOR FEDERAL OR STATE OFFICE USE

Approved by

Steve Caffey

Title FIELD MANAGER

Date

JAN 21 2015

Conditions of approval, if any, are attached. Approval of this notice does not warrant or certify that the applicant holds legal or equitable title to those rights in the subject lease which would entitle the applicant to conduct operations thereon.

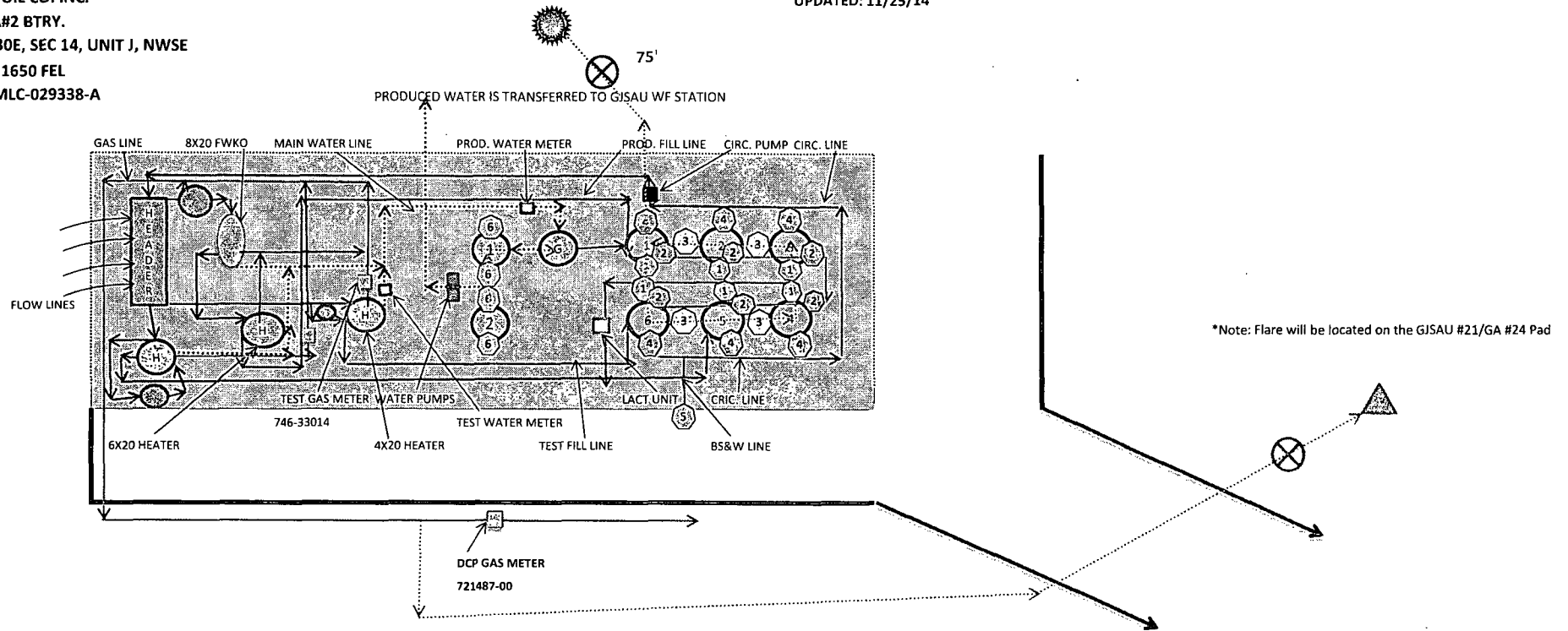
Office
CARLSBAD FIELD OFFICE

Title 18 U.S.C. Section 1001 and Title 43 U.S.C. Section 1212, make it a crime for any person knowingly and willfully to make to any department or agency of the United States any false, fictitious or fraudulent statements or representations as to any matter within its jurisdiction.

(Instructions on page 2)

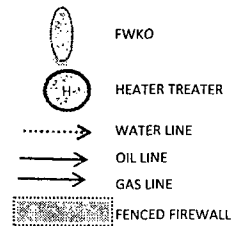
BURNETT OIL CO. INC.
 GISSLER A#2 BTRY.
 T 17S, R 30E, SEC 14, UNIT J, NWSE
 1650 FSL, 1650 FEL
 LEASE: NMLC-029338-A

UPDATED: 11/25/14



SITE LEGEND

- | | |
|--------------------------------------|-------------------------------|
| 300 BBL STEEL OIL SALES TANK # 35452 | 300 BBL FIBERGLASS WATER TANK |
| 300 BBL STEEL OIL SALES TANK # 35453 | 300 BBL FIBERGLASS WATER TANK |
| 300 BBL STEEL OIL SALES TANK # 35654 | 750 BBL FIBERGLASS GUN BARREL |
| 300 BBL STEEL OIL SALES TANK # 35653 | 2 PHASE SEPARATOR |
| 300 BBL STEEL OIL SALES TANK # 35647 | |
| 300 BBL STEEL OIL SALES TANK # 35648 | |



VALVE LEGEND

- | | |
|--|----------------------|
| LOAD LINE VALVE | CIRC LINE VALVE |
| FILL LINE VALVE | BS&W LOAD LINE VALVE |
| EQUALIZER LINE VALVE | WATER LINE VALVE |
| COMBUSTOR GAS METER
Meter # FMS 200F-451113 | COMBUSTOR |
| FLARE GAS METER | EMERGENCY FLARE |
-> COMBUSTOR LINE
> FLARE LINE

BURNETT OIL CO. INC.
GISSLER A#2 BTRY.
T 17S, R 30E, SEC 14, UNIT J, NWSE
1650 FSL, 1650 FEL
LEASE: NMLC-029338-A







GISSLER A2 TANK BATT
GISSLER A 4

ATTACHMENT TO SITE FACILITY DIAGRAM
General sealing of valves, sales by tank guage

Production Phase:
Load Line Valves sealed closed. Fill valve to tank that is in production will be open.
Equalizer valve to tank that is in production will be open. Circulation valves will be opened as necessary, then resealed.
BS&W Load Line valve will be sealed at all times, unless cleaning tanks, then resealed once tank maintenance is complete.

Sales Phase:
The tank from which sales are being made will be isolated by sealing closed the fill line valve, circulating valve, and the equalizer valve during sales and opening the sales valve. Upon completion of the sale, the sales valve will be resealed.
Sales by truck will be by tank gauge. Sales by LACT will be by LACT meter.

GISSLER A 7
GISSLER A 8
GISSLER A 9
GISSLER A 16
GISSLER A 17
GISSLER A 18
GISSLER A 19
GISSLER A 20
GISSLER A 21
GISSLER A 22
GISSLER A 23
GISSLER A 24
GISSLER A 25
GISSLER A 26
GISSLER A 27H
GISSLER A 28H
GISSLER A 31
GISSLER A 32
GISSLER A 33H
GISSLER A 37
GISSLER A 40 GRAYBURG
GISSLER A 41
GISSLER A 43
GISSLER A 45
GISSLER A 46
GISSLER A 47

VALVE		PRODUCTION PHASE	SALES PHASE	CIRCULATING	NOTE
	LOAD LINE VALVE	CLOSED	OPEN	CLOSED	
	PRODUCTION FILL LINE VALVE	OPEN OR CLOSED	CLOSED	CLOSED OR OPEN	
	EQUALIZER LINE VALVE	OPEN	CLOSED	CLOSED OR OPEN	
	CIRCULATING LINE VALVE	OPEN OR CLOSED	CLOSED	OPEN	RE-SEALED ONCE CIRCULATING IS COMPLETE
	BS&W LOAD LINE VALVE	CLOSED	CLOSED	CLOSED	OPEN FOR TANK MAINTENANCE; RESEALED ONCE MAINTENANCE IS COMPLETE
	WATER LINE VALVE	OPEN	NA	NA	WATER TANKS ARE ISOLATED FROM OIL PRODUCTION TANKS