

scd Artesia

Form 3160-5
(March 2012)

UNITED STATES
DEPARTMENT OF THE INTERIOR
BUREAU OF LAND MANAGEMENT

FORM APPROVED
OMB No. 1004-0137
Expires: October 31, 2014

SUNDRY NOTICES AND REPORTS ON WELLS
Do not use this form for proposals to drill or to re-enter an abandoned well. Use Form 3160-3 (APD) for such proposals.

5. Lease Serial No.
NMNM-2748

6. If Indian, Allottee or Tribe Name

SUBMIT IN TRIPLICATE - Other instructions on page 2.

1. Type of Well

☒ Oil Well ☐ Gas Well ☐ Other

2. Name of Operator
Burnett Oil Co., Inc.

3a. Address
Burnett Plaza - Suite 1500
801 Cherry Street, Unit 9 Fort Worth, Texas 76102

3b. Phone No. (include area code)
817-583-8730

7. If Unit of CA/Agreement, Name and/or No.

8. Well Name and No.
Gissler B 3-3 Battery 30-015-41274

9. API Well No.

4. Location of Well (Footage, Sec., T., R., M., or Survey Description)
approx: 441' FSL, 467' FWL, T17S, R30E, Sec. 11, Unit M, SWSW

10. Field and Pool or Exploratory Area

11. County or Parish, State
Eddy County, NM

12. CHECK THE APPROPRIATE BOX(ES) TO INDICATE NATURE OF NOTICE, REPORT OR OTHER DATA

TYPE OF SUBMISSION	TYPE OF ACTION			
<input checked="" type="checkbox"/> Notice of Intent	<input type="checkbox"/> Acidize	<input type="checkbox"/> Deepen	<input type="checkbox"/> Production (Start/Resume)	<input type="checkbox"/> Water Shut-Off
<input type="checkbox"/> Subsequent Report	<input type="checkbox"/> Alter Casing	<input type="checkbox"/> Fracture Treat	<input type="checkbox"/> Reclamation	<input type="checkbox"/> Well Integrity
<input type="checkbox"/> Final Abandonment Notice	<input type="checkbox"/> Casing Repair	<input type="checkbox"/> New Construction	<input type="checkbox"/> Recomplete	<input checked="" type="checkbox"/> Other Production Facility Change
	<input type="checkbox"/> Change Plans	<input type="checkbox"/> Plug and Abandon	<input type="checkbox"/> Temporarily Abandon	
	<input type="checkbox"/> Convert to Injection	<input type="checkbox"/> Plug Back	<input type="checkbox"/> Water Disposal	

13. Describe Proposed or Completed Operation: Clearly state all pertinent details, including estimated starting date of any proposed work and approximate duration thereof. If the proposal is to deepen directionally or recompleat horizontally, give subsurface locations and measured and true vertical depths of all pertinent markers and zones. Attach the Bond under which the work will be performed or provide the Bond No. on file with BLM/BIA. Required subsequent reports must be filed within 30 days following completion of the involved operations. If the operation results in a multiple completion or recompleat in a new interval, a Form 3160-4 must be filed once testing has been completed. Final Abandonment Notices must be filed only after all requirements, including reclamation, have been completed and the operator has determined that the site is ready for final inspection.)

Burnett is requesting permission to add an emergency flare to the Gissler B 3-3 Battery. Updated Battery diagram is attached. The flare will be located on the already existing Gissler B 97 pad.

Flare will be a minimum 150' from the battery equipment. The flare will be 35' high and will follow the API standards. Flare will be metered to record flared gas.

NM OIL CONSERVATION
ARTESIA DISTRICT

FEB 2 2015

RECEIVED

scd 2/11/15
Accepted for record
NMOC

14. I hereby certify that the foregoing is true and correct. Name (Printed/Typed)
Leslie Garvis

Title Regulatory Coordinator

Signature

Date

THIS SPACE FOR FEDERAL OR STATE OFFICE USE

Approved by

Steve Caffey

FIELD MANAGER

Title

Date

JAN 21 2015

Conditions of approval, if any, are attached. Approval of this notice does not warrant or certify that the applicant holds legal or equitable title to those rights in the subject lease which would entitle the applicant to conduct operations thereon.

Office CARLSBAD FIELD OFFICE

Title 18 U.S.C. Section 1001 and Title 43 U.S.C. Section 1212, make it a crime for any person knowingly and willfully to make to any department or agency of the United States any false, fictitious or fraudulent statements or representations as to any matter within its jurisdiction.

(Instructions on page 2)

BURNETT OIL CO., INC.
 EDDY COUNTY, NM
 GISSLER B 3-3 BATTERY
 T 17S, R 30E, SEC 11, UNIT M, SWSW
 Approx: 441' FSL, 467' FWL
 Federal Lease: NMNM-2748

UPDATED: 11/6/14

SOUTH

NORTH

*Note: Flare will be located on the Gissler B 97 Pad

DCP GAS METER 723317-00

4X20 TEST HEATER #2

WATER TEST METER#2

TEST GAS METER 746-33009

4X20 TEST HEATER #1

TEST GAS METER 746-33020

WATER TEST METER #1

LACT UNIT

BS&W LINE

WATER PUMPS

VALVE LEGEND

1 LOAD LINE VALVE

2 FILL LINE VALVE

3 EQUALIZER LINE VALVE

4 CIRC LINE VALVE

5 BS&W LOAD LINE VALVE

6 WATER LINE VALVE

COMBUSTOR GAS METER
 Meter # FMS 421113

FLARE GAS METER



COMBUSTOR



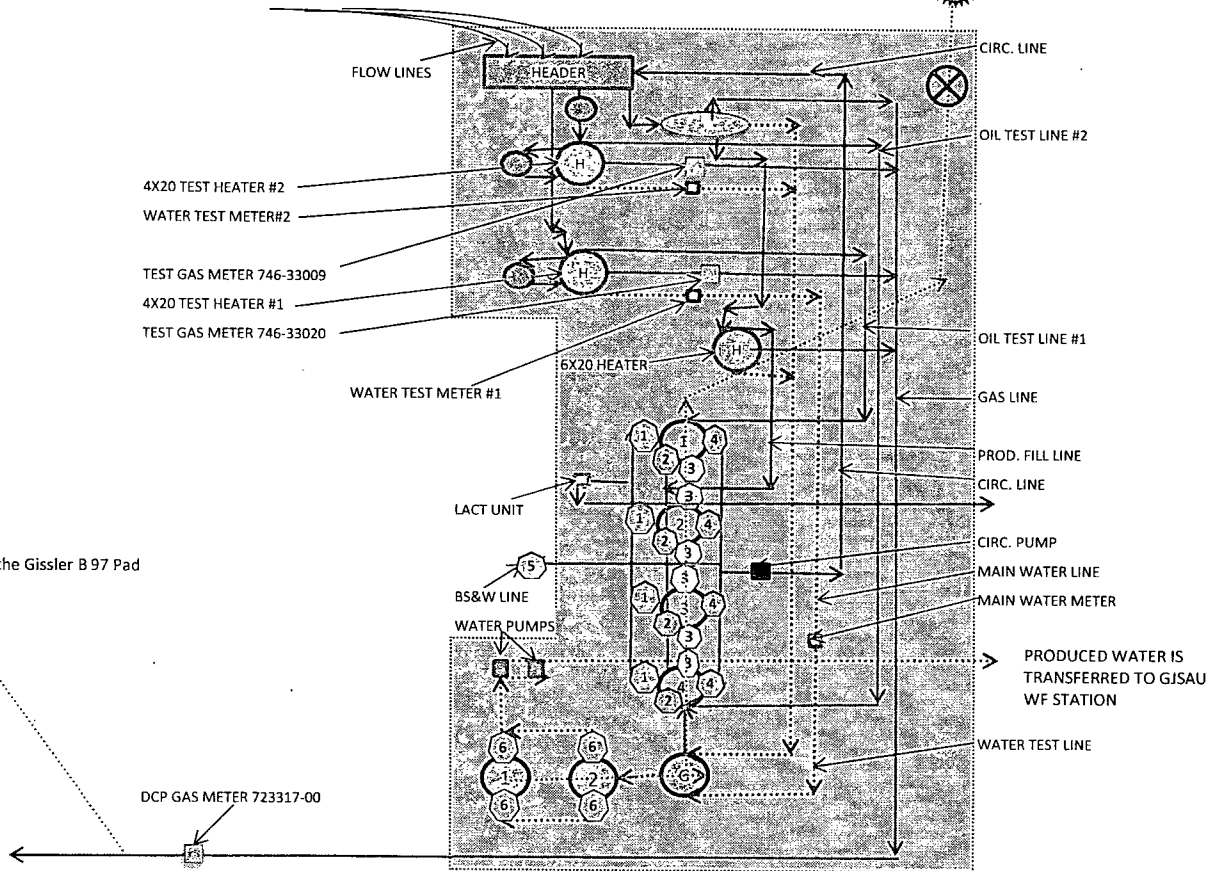
EMERGENCY FLARE

COMBUSTOR LINE

FLARE LINE

- 1 500 BBL STEEL OIL TEST TANK
- 2 500 BBL STEEL OIL SALES TANK # 35206
- 3 500 BBL STEEL OIL SALES TANK # 35207
- 4 500 BBL STEEL OIL SALES TANK # 35669

- 1 500 BBL FIBERGLASS WATER TANK
- 2 500 BBL FIBERGLASS WATER TANK
- 3 750 BBL FIBERGLASS GUN BARREL
- 4 2 PHASE SEP
- FWKO
- HEATER TREATER
- WATER LINE
- OIL LINE
- GAS LINE
- FENCED FIREWALL



BURNETT OIL CO., INC.
 EDDY COUNTY, NM
 GISSLER B 3-3 BATTERY
 T 17S, R 30E, SEC 11, UNIT M, SWSW
 Approx: 441' FSL, 467' FWL
 Federal Lease: NMNM-2748

ATTACHMENT TO SITE FACILITY DIAGRAM
 General sealing of valves, sales by tank guage

Production Phase:







Load Line Valves sealed closed. Fill valve to tank that is in production will be open.
 Equalizer valve to tank that is in production will be open. Circulation valves will be opened as necessary, then resealed.
 BS&W Load Line valve will be sealed at all times, unless cleaning tanks, then resealed once tank maintenance is complete.

Sales Phase:

The tank from which sales are being made will be isolated by sealing closed the fill line valve, circulating valve, and the equalizer valve during sales and opening the sales valve. Upon completion of the sale, the sales valve will be resealed.
 Sales by truck will be by tank gauge. Sales by LACT will be by LACT meter.

GISSLER B3-3 BATTERY

GISSLER B 15
 GISSLER B 20
 GISSLER B 24
 GISSLER B 25
 GISSLER B 26
 GISSLER B 31
 GISSLER B 32
 GISSLER B 33
 GISSLER B 34
 GISSLER B 35
 GISSLER B 36
 GISSLER B 37
 GISSLER B 38
 GISSLER B 43
 GISSLER B 50
 GISSLER B 61
 GISSLER B 66
 GISSLER B 68
 GISSLER B 69
 GISSLER B 70
 GISSLER B 74
 GISSLER B 77
 GISSLER B 82
 GISSLER B 84
 GISSLER B 89
 GISSLER B 91
 GISSLER B 97
 GISSLER B 102

<u>VALVE</u>	<u>SALES PHASE</u>	<u>CIRCULATING</u>	<u>NOTE</u>
 1 LOAD LINE VALVE	OPEN	CLOSED	
 2 PRODUCTION FILL LINE VALVE	CLOSED	CLOSED OR OPEN	
 3 EQUALIZER LINE VALVE	CLOSED	CLOSED OR OPEN	
 4 CIRCULATING LINE VALVE	CLOSED	OPEN	RE-SEALED ONCE CIRCULATING IS COMPLETE
 5 BS&W LOAD LINE VALVE	CLOSED	CLOSED	OPEN FOR TANK MAINTENANCE, RESEALED ONCE MAINTENANCE IS COMPLETE
 6 WATER LINE VALVE	NA	NA	WATER TANKS ARE ISOLATED FROM OIL PRODUCTION TANKS