

UNITED STATES
DEPARTMENT OF THE INTERIOR
BUREAU OF LAND MANAGEMENTFORM APPROVED
OMB NO. 1004-0137
Expires: January 31, 2018**SUNDRY NOTICES AND REPORTS ON WELLS**
*Do not use this form for proposals to drill or to re-enter an abandoned well. Use form 3160-3 (APD) for such proposals.*5. Lease Serial No.
NMNM0545035

6. If Indian, Allottee or Tribe Name

7. If Unit or CA/Agreement, Name and/or No.

8. Well Name and No.
Multiple--See Attached9. API Well No.
Multiple--See Attached10. Field and Pool or Exploratory Area
INGLE WELLS11. County or Parish, State
EDDY COUNTY, NM**SUBMIT IN TRIPLICATE - Other instructions on page 2**

1. Type of Well

☒ Oil Well ☐ Gas Well ☐ Other2. Name of Operator
OXY USA INCORPORATEDContact: SARAH E CHAPMAN
E-Mail: SARAH_CHAPMAN@OXY.COM3a. Address
5 GREENWAY PLAZA SUITE 110
HOUSTON, TX 77046-05213b. Phone No. (include area code)
Ph: 713-350-49974. Location of Well (Footage, Sec., T., R., M., or Survey Description)
Multiple--See Attached**12. CHECK THE APPROPRIATE BOX(ES) TO INDICATE NATURE OF NOTICE, REPORT, OR OTHER DATA**

TYPE OF SUBMISSION	TYPE OF ACTION			
<input checked="" type="checkbox"/> Notice of Intent	<input type="checkbox"/> Acidize	<input type="checkbox"/> Deepen	<input type="checkbox"/> Production (Start/Resume)	<input type="checkbox"/> Water Shut-Off
<input type="checkbox"/> Subsequent Report	<input type="checkbox"/> Alter Casing	<input type="checkbox"/> Hydraulic Fracturing	<input type="checkbox"/> Reclamation	<input type="checkbox"/> Well Integrity
<input type="checkbox"/> Final Abandonment Notice	<input type="checkbox"/> Casing Repair	<input type="checkbox"/> New Construction	<input type="checkbox"/> Recomplete	<input checked="" type="checkbox"/> Other
	<input type="checkbox"/> Change Plans	<input type="checkbox"/> Plug and Abandon	<input type="checkbox"/> Temporarily Abandon	Drilling Operations
	<input type="checkbox"/> Convert to Injection	<input type="checkbox"/> Plug Back	<input type="checkbox"/> Water Disposal	

13. Describe Proposed or Completed Operation: Clearly state all pertinent details, including estimated starting date of any proposed work and approximate duration thereof. If the proposal is to deepen directionally or recomple horizontally, give subsurface locations and measured and true vertical depths of all pertinent markers and zones. Attach the Bond under which the work will be performed or provide the Bond No. on file with BLM/BIA. Required subsequent reports must be filed within 30 days following completion of the involved operations. If the operation results in a multiple completion or recomple in a new interval, a Form 3160-4 must be filed once testing has been completed. Final Abandonment Notices must be filed only after all requirements, including reclamation, have been completed and the operator has determined that the site is ready for final inspection.

OXY USA Inc. respectfully requests the right to cement the intermediate casing strings (9.625" and 7.625") offline for the following wells:

30-015-45647 - Pure Gold MDP1 29-17 Federal Com 3H - NMNM0545035
30-015-45648 - Pure Gold MDP1 29-17 Federal Com 4H - NMNM0545035

Please find the updated documentation for more information.

Thank you.

GC 6/26/19
Accepted for record - NMOC

DISTRICT II-ARTESIA O.C.D.
Carlsbad Field Office
OCD Artesia

RECEIVED

JUN 25 2019

14. I hereby certify that the foregoing is true and correct.

Electronic Submission #461104 verified by the BLM Well Information System

For OXY USA INCORPORATED, sent to the Carlsbad

Committed to AFMSS for processing by PRISCILLA PEREZ on 04/15/2019 (19PP1658SE)

Name (Printed/Typed) SARAH E CHAPMAN

Title REGULATORY SPECIALIST

Signature (Electronic Submission)

Date 04/11/2019

THIS SPACE FOR FEDERAL OR STATE OFFICE USE

Approved By NDUNGU KAMAU

Title PETROLEUM ENGINEER

Date 05/22/2019

Conditions of approval, if any, are attached. Approval of this notice does not warrant or certify that the applicant holds legal or equitable title to those rights in the subject lease which would entitle the applicant to conduct operations thereon.

Office Carlsbad

Title 18 U.S.C. Section 1001 and Title 43 U.S.C. Section 1212, make it a crime for any person knowingly and willfully to make to any department or agency of the United States any false, fictitious or fraudulent statements or representations as to any matter within its jurisdiction.

(Instructions on page 2)

**** BLM REVISED ** BLM REVISED ** BLM REVISED ** BLM REVISED ** BLM REVISED ****

Additional data for EC transaction #461104 that would not fit on the form

Wells/Facilities, continued

Agreement	Lease	Well/Fac Name, Number	API Number	Location
NMNM0545035	NMNM0545035	PURE GOLD MDP1 29-17 FED CO	30-415-45647-00-X1	Sec 29 T23S R31E SESW 430FSL 2500FWL 32.269360 N Lat, 103.800270 W Lon
NMNM0545035	NMNM0545035	PURE GOLD MDP1 29-17 FED CO	30-415-45648-00-X1	Sec 29 T23S R31E SESW 430FSL 2605FWL 32.269360 N Lat, 103.799927 W Lon

Revisions to Operator-Submitted EC Data for Sundry Notice #461104

	Operator Submitted	BLM Revised (AFMSS)
Sundry Type:	DRG NOI	DRG NOI
Lease:	NMNM0545035	NMNM0545035
Agreement:		
Operator:	OXY USA INC. P.O. BOX 4294 HOUSTON, TX 77210 Ph: 713-350-4997	OXY USA INCORPORATED 5 GREENWAY PLAZA SUITE 110 HOUSTON, TX 77046-0521 Ph: 713.350.4816
Admin Contact:	SARAH E CHAPMAN REGULATORY SPECIALIST E-Mail: SARAH_CHAPMAN@OXY.COM Cell: 281-642-5503 Ph: 713-350-4997	SARAH E CHAPMAN REGULATORY SPECIALIST E-Mail: SARAH_CHAPMAN@OXY.COM Cell: 281-642-5503 Ph: 713-350-4997
Tech Contact:	SARAH E CHAPMAN REGULATORY SPECIALIST E-Mail: SARAH_CHAPMAN@OXY.COM Cell: 281-642-5503 Ph: 713-350-4997	SARAH E CHAPMAN REGULATORY SPECIALIST E-Mail: SARAH_CHAPMAN@OXY.COM Cell: 281-642-5503 Ph: 713-350-4997
Location:		
State:	NM	NM
County:	EDDY COUNTY	EDDY
Field/Pool:	INGLE WEELS	INGLE WELLS
Well/Facility:	PURE GOLD MDP1 29-17 FED COM 3H Sec 29 T23S R31E SESW 430FSL 2500FWL 32.269360 N Lat, 103.800270 W Lon	PURE GOLD MDP1 29-17 FED COM 3H Sec 29 T23S R31E SESW 430FSL 2500FWL 32.269360 N Lat, 103.800270 W Lon PURE GOLD MDP1 29-17 FED COM 4H Sec 29 T23S R31E SESW 430FSL 2605FWL 32.269360 N Lat, 103.799927 W Lon

**Oxy USA Inc. – Pure Gold MDP1 29-17 Fed Com 3H & 4H
Pad Sundry**

Oxy requests a variance to cement the intermediate casing strings (9.625" and 7.625") offline on the following wells: Pure Gold MDP1 29-17 Fed Com 3H and 4H.

API #	Well Name	Lease Serial #
30-015-45647	Pure Gold MDP1 29-17 Fed Com 3H	NMNM0545035
30-015-45648	Pure Gold MDP1 29-17 Fed Com 4H	NMNM0545035


1. Cement Program

No changes to the cement program will take place for offline cementing.

2. Offline Cementing Procedure

The operational sequence will be as follows:

1. Run casing as per normal operations. While running casing, conduct negative pressure test and confirm integrity of the float equipment (float collar and shoe)
2. Land casing with mandrel
3. Fill pipe with kill weight fluid, do not circulate through floats and confirm well is static
 - a. If well is not static notify BLM and kill well
 - b. Once well is static notify BLM with intent to proceed with nipple down and offline cementing
4. Set annular packoff shown below and pressure test to confirm integrity of the seal.
Pressure ratings of wellhead components and valves is 5,000 psi

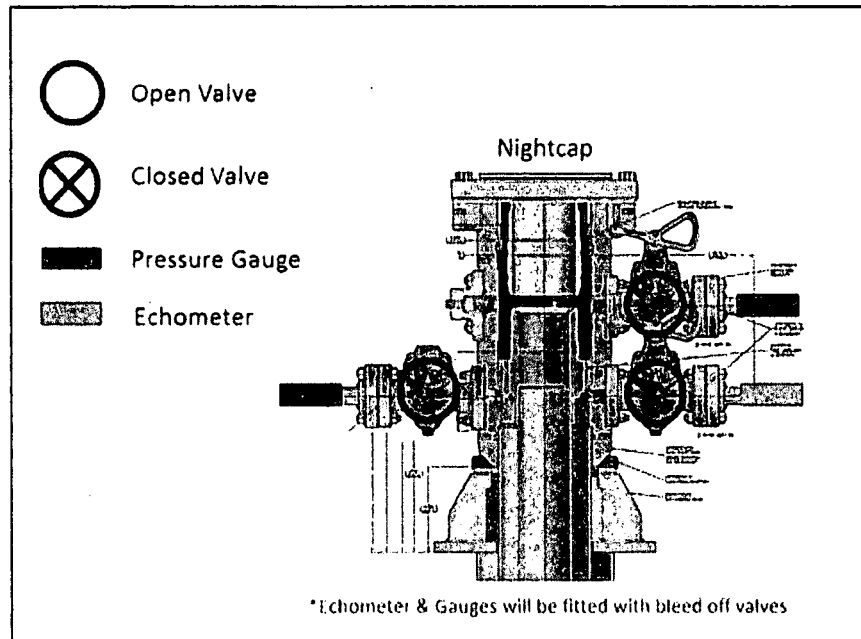


Annular packoff with both external and internal seals

5. After confirmation of both annular barriers and internal barriers, nipple down BOP and install cap flange.
 - a. If any barrier fails to test, the BOP stack will not be nipped down until after the cement job is completed with cement 500ft above the highest formation capable

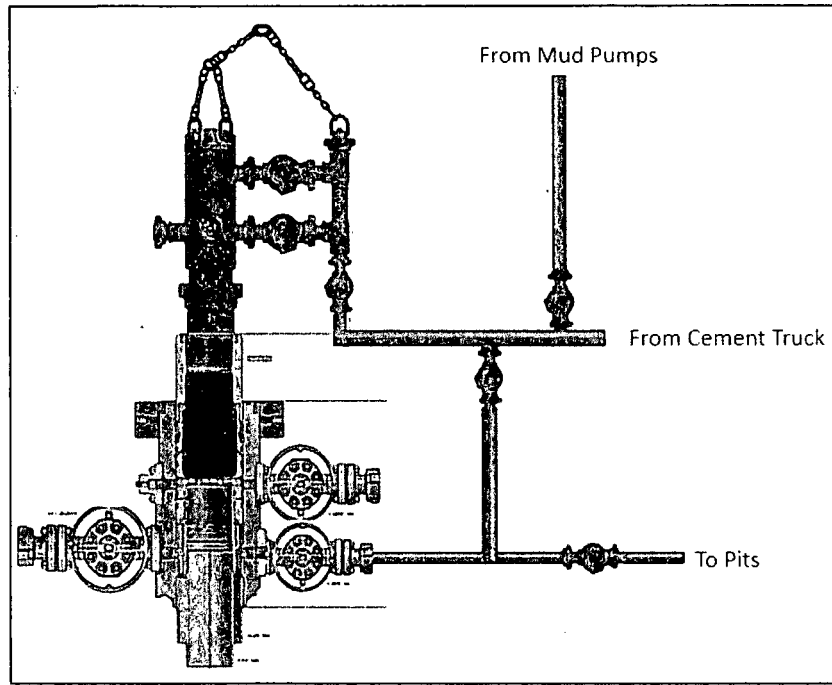
Oxy USA Inc. – Pure Gold MDP1 29-17 Fed Com 3H & 4H
Pad Sundry

of flow with kill weight mud above or after it has achieved 50-psi compressive strength if kill weight fluid cannot be verified



6. Skid rig to next well on pad.
7. Confirm well is static before removing cap flange. If well is not static, casing outlet valves will provide access to both the casing ID and annulus. Rig or third party pump truck will kill well prior to cementing or nipping up for further remediation. 5,000 psi return lines can be rigged up to choke manifold during well control events
 - a. Well Control Plan
 - i. Notify BLM that well is not static
 - ii. The Drillers Method will be the primary well control method to regain control of the wellbore prior to cementing, if wellbore conditions do not permit the drillers method other methods of well control may be used
 - iii. Rig pumps or a 3rd party pump will be tied into the upper casing valve to pump down the casing ID
 - iv. A high pressure return line will be rigged up to lower casing valve and run to choke manifold to control annular pressure
 - v. Once influx is circulated out of the hole, kill weight mud will be circulated
 - vi. Well will be confirmed static
 - vii. Once confirmed static, cap flange will be removed to allow for offline cementing operations to commence
8. Install offline cement tool
9. Rig up cement equipment
 - a. Notify BLM 4 hours prior to cement job

Oxy USA Inc. – Pure Gold MDP1 29-17 Fed Com 3H & 4H
Pad Sundry



Wellhead diagram during offline cementing operations

10. Circulate bottoms up with cement truck
 - a. If gas is present on bottoms up, well will be shut in and returns rerouted through gas buster to handle entrained gas
 - b. Max anticipated time before circulating with cement truck is 6 hrs
11. Perform cement job taking returns from the annulus wellhead valve
12. Confirm well is static and floats are holding after cement job
13. Remove cement equipment, offline cement tools and install night cap with pressure gauge for monitoring.