

UNITED STATES
DEPARTMENT OF THE INTERIOR
BUREAU OF LAND MANAGEMENT

Carlsbad Field Office

FORM APPROVED
OMB NO. 1004-0137
Expires: January 31, 2018**SUNDRY NOTICES AND REPORTS ON WELLS**
Do not use this form for proposals to drill or to re-enter an abandoned well. Use form 3160-3 (APD) for such proposals.

OCD Artesia

5. Lease Serial No.
NMNM118707

6. If Indian, Allottee or Tribe Name

7. If Unit or CA/Agreement, Name and/or No.

12 B2MD

8. Well Name and No.
DELAWARE RANCH 12/24 W4DM FEDC 2H9. API Well No.
30-015-43471-00-X110. Field and Pool or Exploratory Area
PURPLE SAGE-WOLFCAMP (GAS)11. County or Parish, State
EDDY COUNTY, NM**SUBMIT IN TRIPLICATE - Other instructions on page 2**

1. Type of Well

☒ Oil Well ☐ Gas Well ☐ Other2. Name of Operator
MEWBOURNE OIL COMPANYContact: JACKIE LATHAN
E-Mail: jlathan@mewbourne.com3a. Address
P O BOX 5270
HOBBS, NM 882413b. Phone No. (include area code)
Ph: 575-393-59054. Location of Well (Footage, Sec., T., R., M., or Survey Description)
230 180
Sec 13 T26S R28E NWNW 545FNL 120FWL**12. CHECK THE APPROPRIATE BOX(ES) TO INDICATE NATURE OF NOTICE, REPORT, OR OTHER DATA**

TYPE OF SUBMISSION	TYPE OF ACTION			
<input type="checkbox"/> Notice of Intent	<input type="checkbox"/> Acidize	<input type="checkbox"/> Deepen	<input type="checkbox"/> Production (Start/Resume)	<input type="checkbox"/> Water Shut-Off
<input checked="" type="checkbox"/> Subsequent Report	<input type="checkbox"/> Alter Casing	<input type="checkbox"/> Hydraulic Fracturing	<input type="checkbox"/> Reclamation	<input type="checkbox"/> Well Integrity
<input type="checkbox"/> Final Abandonment Notice	<input type="checkbox"/> Casing Repair	<input type="checkbox"/> New Construction	<input type="checkbox"/> Recomplete	<input checked="" type="checkbox"/> Other
	<input type="checkbox"/> Change Plans	<input type="checkbox"/> Plug and Abandon	<input type="checkbox"/> Temporarily Abandon	Well Spud
	<input type="checkbox"/> Convert to Injection	<input type="checkbox"/> Plug Back	<input type="checkbox"/> Water Disposal	

13. Describe Proposed or Completed Operation: Clearly state all pertinent details, including estimated starting date of any proposed work and approximate duration thereof. If the proposal is to deepen directionally or recomple horizontally, give subsurface locations and measured and true vertical depths of all pertinent markers and zones. Attach the Bond under which the work will be performed or provide the Bond No. on file with BLM/BIA. Required subsequent reports must be filed within 30 days following completion of the involved operations. If the operation results in a multiple completion or recompletion in a new interval, a Form 3160-4 must be filed once testing has been completed. Final Abandonment Notices must be filed only after all requirements, including reclamation, have been completed and the operator has determined that the site is ready for final inspection.

09/09/19

Spud 17 1/2" hole. TD hole @ 304'. Ran 290' of 13 3/8" 54.5# J55 ST&C Csg. Cemented with 425 sks Class C w/additives. Mixed @ 14.8#/g w/1.34 yd. Displaced w/38 bbls FW. Plug down @ 10:45 PM 09/09/19. Circ 210 sks of cmt to the pit. Test BOPE to 5000# & Annular to 3500#. At 1:00 A.M. 09/12/19, tested csg to 1500# for 30 mins, held OK. FIT test to 10.5 EMW. Drilled out with 12 1/4" bit.

Charts & Schematic attached.

Bond on file: NM1693 nationwide & NMB000919

NM OIL CONSERVATION
ARTESIA DISTRICT

SEP 23 2019

RECEIVED

14. I hereby certify that the foregoing is true and correct.

Electronic Submission #483571 verified by the BLM Well Information System
For MEWBOURNE OIL COMPANY, sent to the Carlsbad
Committed to AFMSS for processing by PRISCILLA PEREZ on 09/16/2019 (19PP3366SE)

Name (Printed/Typed) JACKIE LATHAN

Title AUTHORIZED REPRESENTATIVE

Signature (Electronic Submission)

Date 09/16/2019

THIS SPACE FOR FEDERAL OR STATE OFFICE USE

Approved By

Title

Accepted for Record

SEP 17 2019

Conditions of approval, if any, are attached. Approval of this notice does not warrant or certify that the applicant holds legal or equitable title to those rights in the subject lease which would entitle the applicant to conduct operations thereon.

Jonathon Sheparc
Carlsbad Field Office

Office

Title 18 U.S.C. Section 1001 and Title 43 U.S.C. Section 1212, make it a crime for any person knowingly and willfully to make to any department or agency of the United States any false, fictitious or fraudulent statements or representations as to any matter within its jurisdiction.

(Instructions on page 2)

**** BLM REVISED ** BLM REVISED ** BLM REVISED ** BLM REVISED ** BLM REVISED ****

MAN WELDING SERVICES, INC

Company Melbourne Date 9-11-19
Lease Dr 13/24 WIDM Fld Com 24 County Edley
Drilling Contractor Patterson Plug & Drill Pipe Size 4 1/2 IF / XT-39
Accumulator Pressure: 3000 Manifold Pressure: 1500 Annular Pressure: 1000

Accumulator Function Test - OO&GO#2

To Check - USABLE FLUID IN THE NITROGEN BOTTLES (III.A.2.c.i. or ii or iii)

- Make sure all rams and annular are open and if applicable HCR is closed.
 - Ensure accumulator is pumped up to working pressure! (Shut off all pumps)
1. Open HCR Valve. (If applicable)
 2. Close annular.
 3. Close all pipe rams.
 4. Open one set of the pipe rams to simulate closing the blind ram.
 5. For 3 ram stacks, open the annular to achieve the 50+ % safety factor. (5M and greater systems).
 6. Record remaining pressure 1300 psi. Test Fails if pressure is lower than required.
 - a. (950 psi for a 1500 psi system) b. (1200 psi for a 2000 & 3000 psi system)
 - 7. If annular is closed, open it at this time and close HCR.

To Check - PRECHARGE ON BOTTLES OR SPHERICAL (III.A.2.d.)

- Start with manifold pressure at, or above, maximum acceptable pre-charge pressure:
 - a. {800 psi for a 1500 psi system} b. {1100 psi for 2000 and 3000 psi system}
1. Open bleed line to the tank, slowly. (gauge needle will drop at the lowest bottle pressure)
 2. Close bleed line. Barely bump electric pump and see what pressure the needle jumps up to.
 3. Record pressure drop 950 psi. Test fails if pressure drops below minimum.
 - Minimum: a. {700 psi for a 1500 psi system} b. {900 psi for a 2000 & 3000 psi system}

To Check - THE CAPACITY OF THE ACCUMULATOR PUMPS (III.A.2.f.)

- Isolate the accumulator bottles or spherical from the pumps & manifold.
 - Open the bleed off valve to the tank. (manifold psi should go to 0 psi) close bleed valve.
1. Open the HCR valve, (if applicable)
 2. Close annular.
 3. With pumps only, time how long it takes to regain the required manifold pressure.
 4. Record elapsed time 1:19 Sec. Test fails if it takes over 2 minutes.
 - a. {950 psi for a 1500 psi system} b. {1200 psi for a 2000 & 3000 psi system}



Pg. _____ of _____

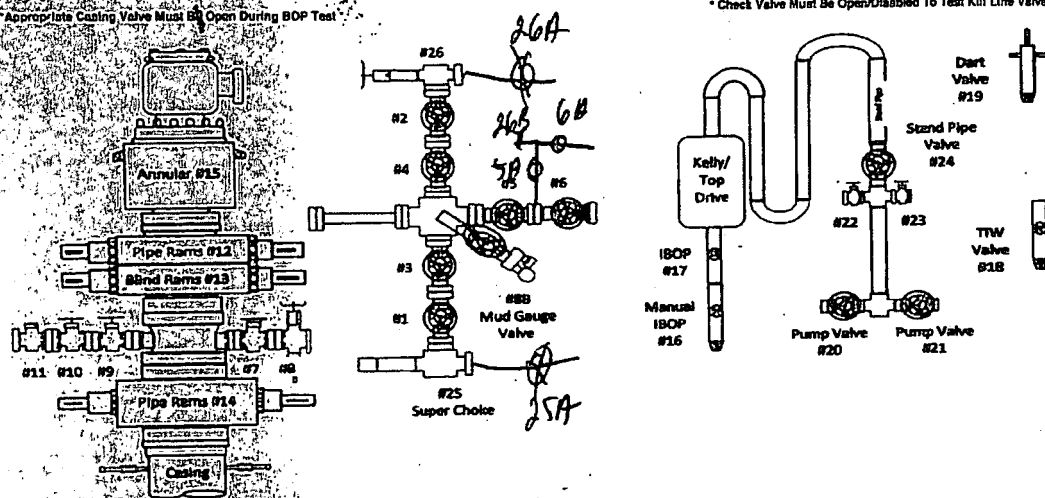
Company: Mechanics Date: 9-10-19 Invoice #: W093755
 Driller: DL 13/27 WLDN Fed com 2H Drilling Contractor: Pattinson Rig #: 250
 Plug Size & Type: 1 1/2" c-22 Drill Pipe Size: 4 1/2" IF - K39 Tester: Taylor L Todd Marten
 Required BOP: _____ Installed BOP: _____

Required BOP

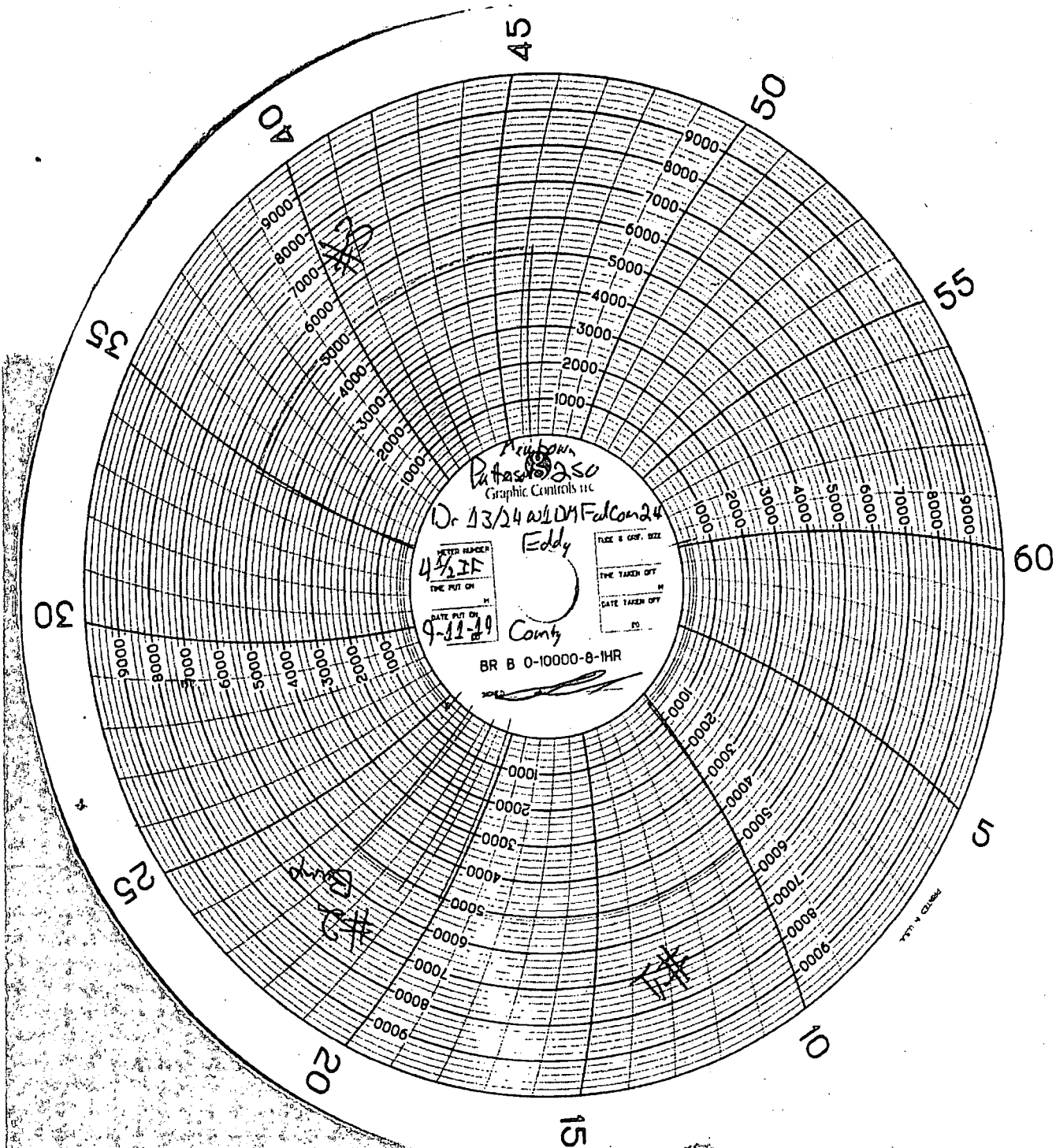
Installed BOP:

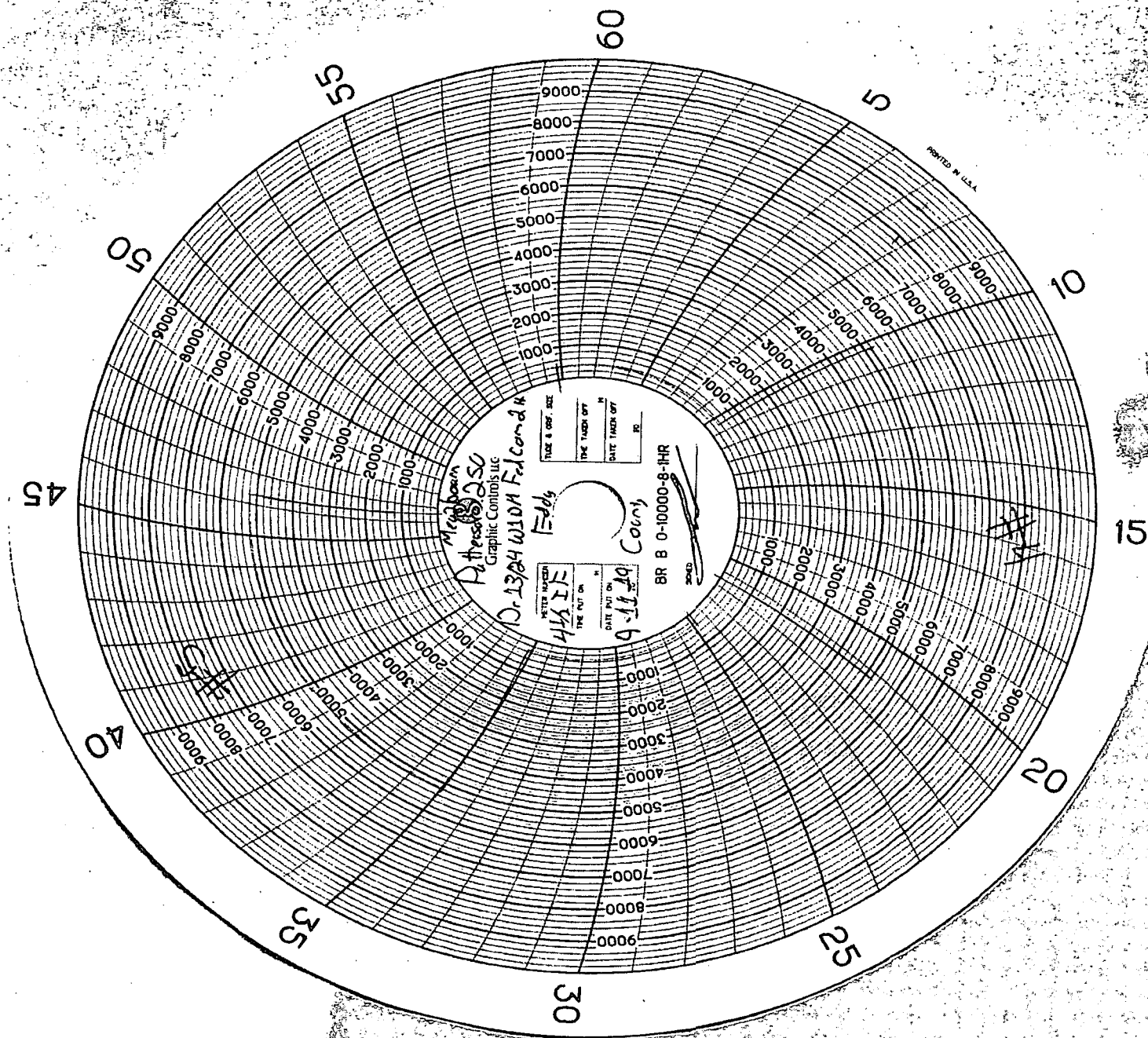
Appropriate Casing Valve Must Be Open During BOP Test

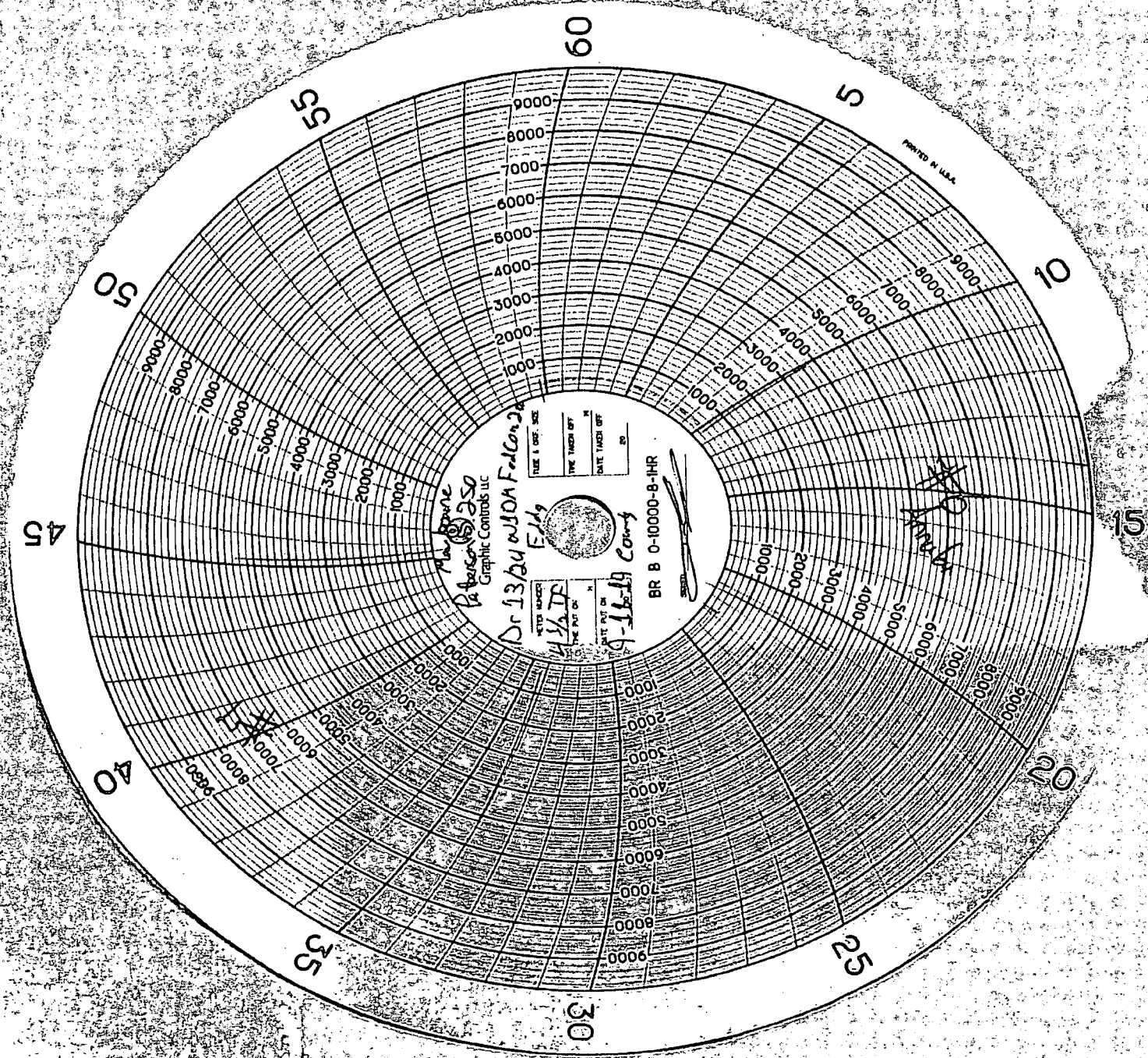
• Check Valve Must Be Open/Disabled To Test Kill Line Valves

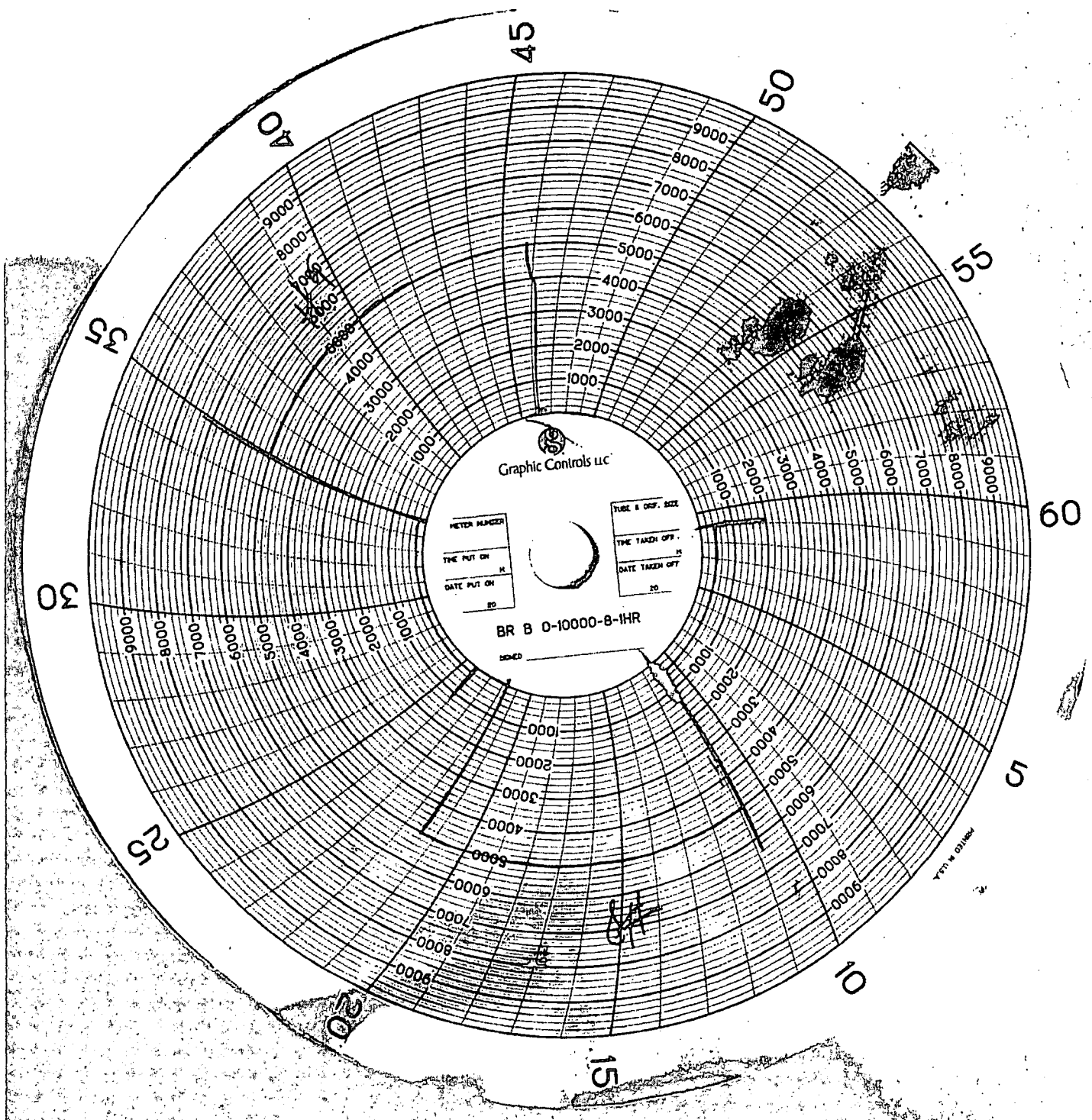
[illegible]

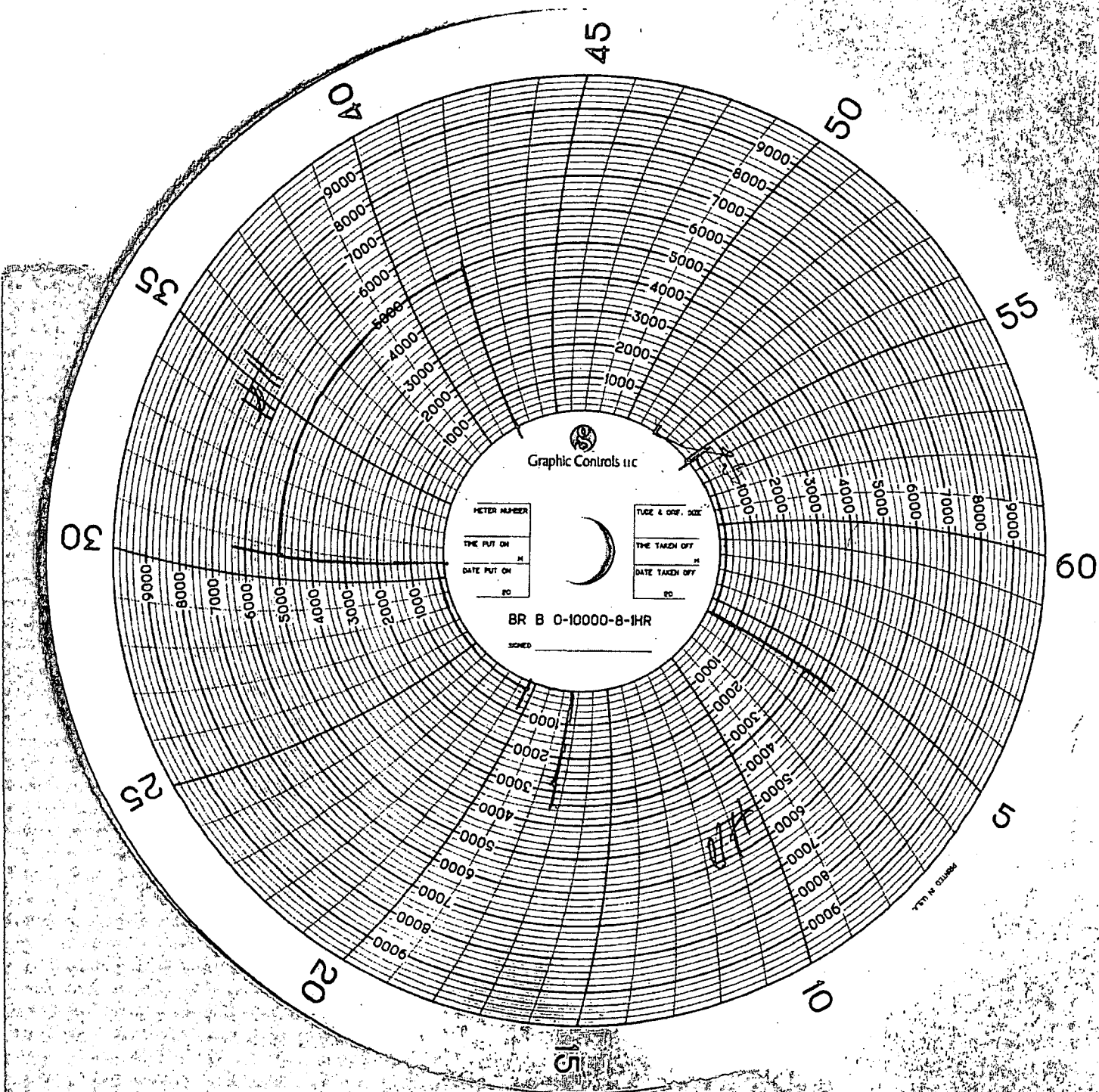
used single port pump in sub on both 4 1/2 IF & XT-39

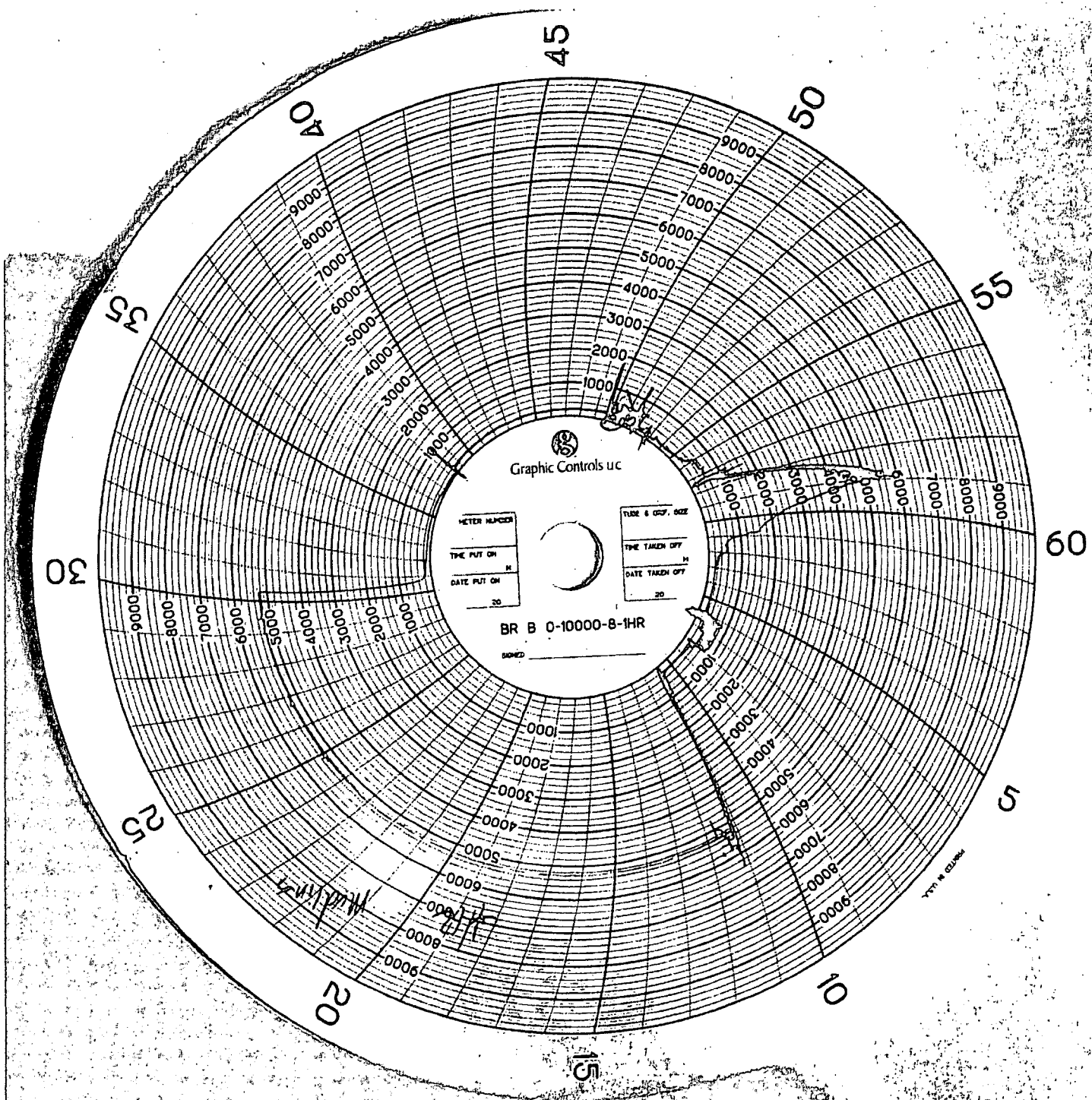


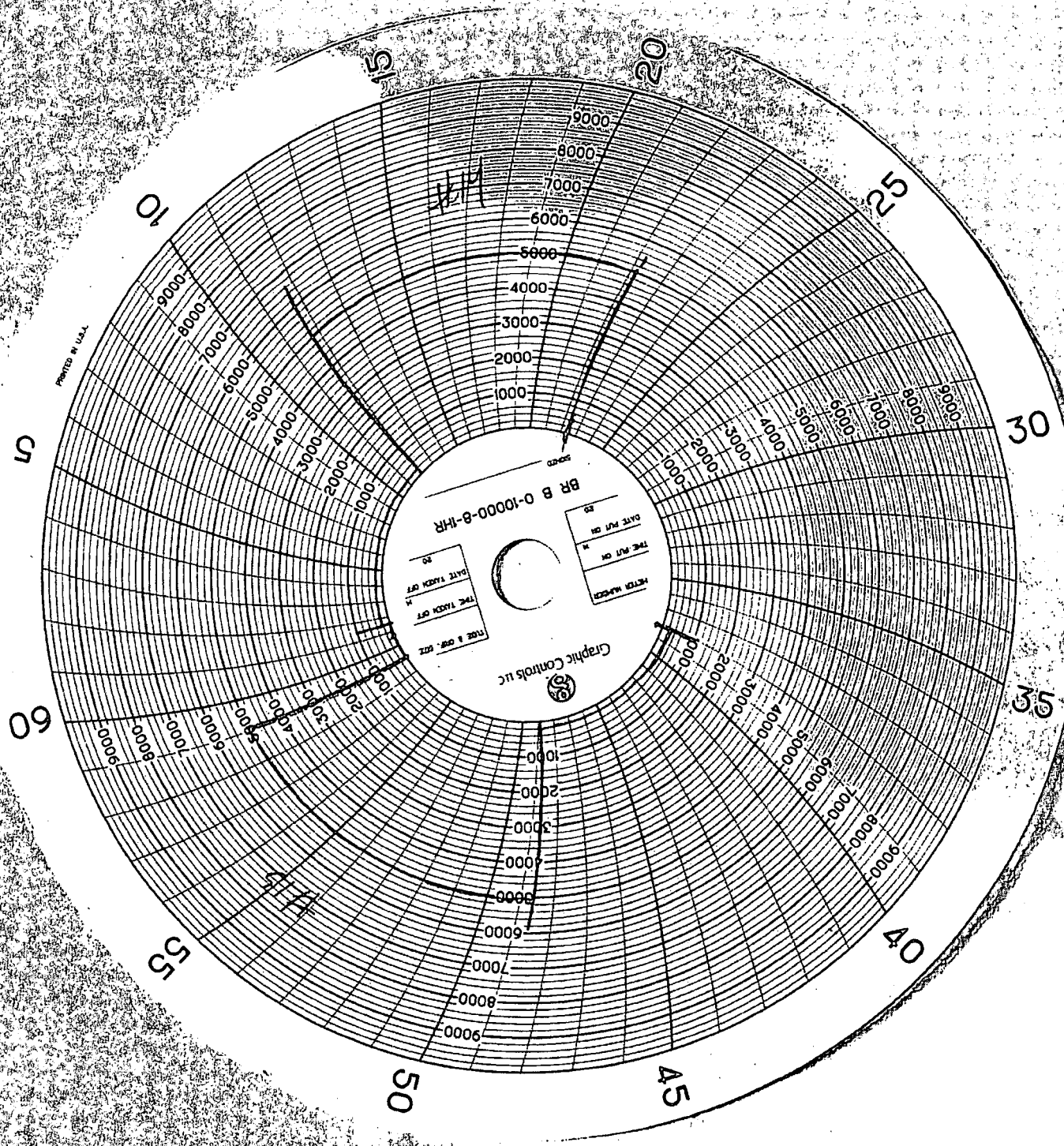












PRINTED IN U.S.A.

BR B 0-10000-8-1HR

Graphic Controls Inc.

DATE TAKEN OFF	NO.
TIME TAKEN OFF	NO.
DATE TAKEN OFF	NO.
TIME TAKEN OFF	NO.

DATE TAKEN OFF	NO.
TIME TAKEN OFF	NO.
DATE TAKEN OFF	NO.
TIME TAKEN OFF	NO.