

NO. OF COPIES RECEIVED	
DISTRIBUTION	
SANTA FE	
FILE	
U.S.G.S.	
LAND OFFICE	
TRANSPORTER	OIL
	GAS
OPERATOR	
PRORATION OFFICE	

NEW MEXICO OIL CONSERVATION COMMISSION
REQUEST FOR ALLOWABLE
AND
AUTHORIZATION TO TRANSPORT OIL AND NATURAL GAS

Form C-104
Supersedes Old C-104 and C-11
Effective 1-1-65

I. Operator
Tenneco Oil Company
Address
P.O. Box 3249 Englewood, CO 80155
Reason(s) for filing (Check proper box)
New Well ☐ Change in Transporter of:
Recompletion ☐ Oil ☐ Dry Gas ☐
Change in Ownership ☐ Casinghead Gas ☐ Condensate ☒
Other (Please explain)
If change of ownership give name and address of previous owner

II. DESCRIPTION OF WELL AND LEASE

Lease Name Jicarilla B	Well No. 5E	Pool Name, including Formation Blanco Mesaverde	Kind of Lease State, Federal or Fee Indian	Lease No. Jicarilla Cont 109
Location Unit Letter E : 870 Feet From The West Line and 1850 Feet From The North Line of Section 21 Township 26N Range 5W , NMPM, Rio Arriba County				

III. DESIGNATION OF TRANSPORTER OF OIL AND NATURAL GAS

Name of Authorized Transporter of Oil <input type="checkbox"/> or Condensate <input checked="" type="checkbox"/> Gary Energy Corporation	Address (Give address to which approved copy of this form is to be sent) 4 Inverness Ct. East Englewood, CO 80112-5591			
Name of Authorized Transporter of Casinghead Gas <input type="checkbox"/> or Dry Gas <input checked="" type="checkbox"/> Northwest Pipeline	Address (Give address to which approved copy of this form is to be sent) P. O. Box 90, Farmington, N. M. 87401			
If well produces oil or liquids, give location of tanks.	Unit E	Sec. 21	Twp. 26N	Rge. 5W
Is gas actually connected?		When		

If this production is commingled with that from any other lease or pool, give commingling order number:

IV. COMPLETION DATA

Designate Type of Completion - (X)	Oil Well	Gas Well	New Well	Workover	Deepen	Plug Back	Same Res'v.	Diff. Res'v.
Date Spudded	Date Compl. Ready to Prod.		Total Depth			P.B.T.D.		
Elevations (DF, RKB, RT, GR, etc.)	Name of Producing Formation		Top Oil/Gas Pay			Tubing Depth		
Perforations						Depth Casing Shoe		
TUBING, CASING, AND CEMENTING RECORD								
HOLE SIZE	CASING & TUBING SIZE		DEPTH SET			SACKS CEMENT		

V. TEST DATA AND REQUEST FOR ALLOWABLE OIL WELL

(Test must be after recovery of total volume of load oil and must be equal to or exceed top allowable for this depth or be for full 24 hours)


Date First New Oil Run To Tanks	Date of Test	Producing Method (Flow, pump, gas lifts, etc.)	
Length of Test	Tubing Pressure	Casing Pressure	Choke Size
Actual Prod. During Test	Oil - Bbls.	Water - Bbls.	Gas - MCF

GAS WELL



Actual Prod. Test - MCF/D	Length of Test	Bbls. Condensate/MMCF	Gravity of Condensate
Testing Method (pilot, back pr.)	Tubing Pressure (Shut-in)	Casing Pressure (Shut-in)	Choke Size

VI. CERTIFICATE OF COMPLIANCE

I hereby certify that the rules and regulations of the Oil Conservation Commission have been complied with and that the information given above is true and complete to the best of my knowledge and belief.


(Signature)
Administrative Supervisor
(Title)
10/10/84
(Date)

OIL CONSERVATION COMMISSION

APPROVED  , 1984
BY 
TITLE SUPERVISOR DISTRICT 3

This form is to be filed in compliance with RULE 1104.
If this is a request for allowable for a newly drilled or deepened well, this form must be accompanied by a tabulation of the deviation tests taken on the well in accordance with RULE 111.
All sections of this form must be filled out completely for allowable on new and recompleted wells.
Fill out only Sections I, II, III, and VI for changes of owner, well name or number, or transporter, or other such change of condition.
Separate Forms C-104 must be filed for each pool in multiply completed wells.