




SUBSCRIBED AND SWORN TO before me this 20<sup>th</sup> day of July 1998

*Loree A. Clay*

Notary Public



My Commission expires: July 2, 2000

**FOR OIL CONSERVATION DIVISION USE ONLY:**

**VIII. CERTIFICATION OF APPROVAL:**

This Application for Qualification of Well Workover Project is hereby approved and the above referenced Well is designated as a Well Workover Project pursuant to the "Natural Gas and Crude Oil Production Incentive Act" (Laws 1995, Chapter 15, Sections 1 through 8). The Oil Conservation Division hereby verifies the Production Projection for the Well Workover Project attached to this application. By copy of this Application and Certification of Approval, the Division notifies the Secretary of the Taxation and Revenue Department of this Approval and certifies that this Well Workover Project has been completed as of 7/29 1998

*[Signature]*

District Supervisor, District 3  
Oil Conservation Division

Date: 5/5/98


**IX. DATE OF NOTIFICATION TO THE SECRETARY OF THE TAXATION AND REVENUE DEPARTMENT.**

DATE: \_\_\_\_\_

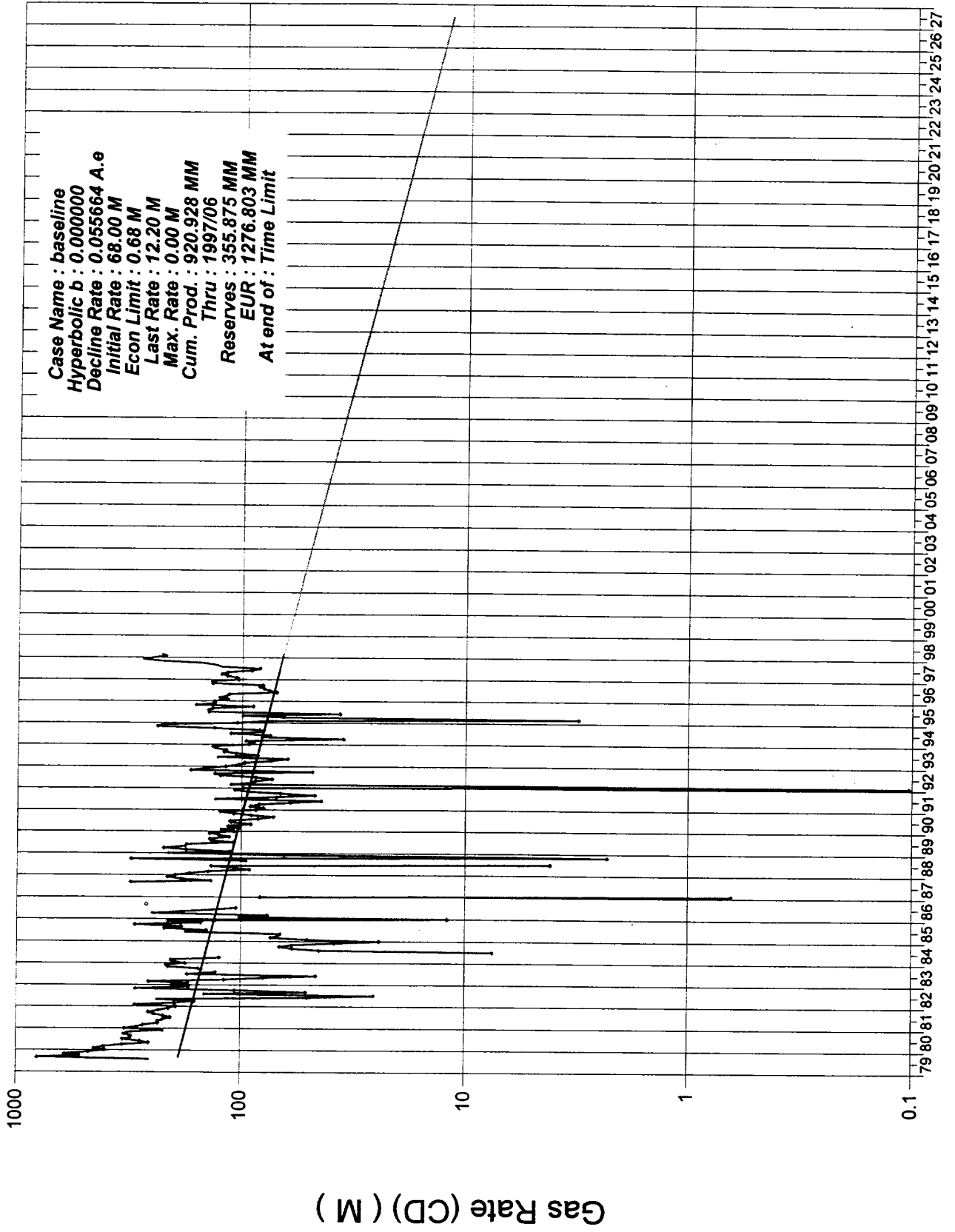
**Procedure  
for  
Plunger Lift Installation**

1. Recommend installation of 2 3/8" tubing. Ideally, tubing should be set low in the perforated interval.
2. Rig up wireline unit and tubing lubricator. RIH w/ wireline and set Standing Valve and Bumper Spring. RD wireline unit & lubricator.
3. Install Plunger Lift controller, Motor Valves, Catcher Lubricator, and Tranducer Connections.
4. Drop plunger and adjust controller for well specific operation.
5. Thank You.

Prepared by:

  
Randy B. Herring  
Production Engineer

# SAN JUAN 28-7 56A



End of DATE	Instant Rate Mscf/d	Average Rate Mscf/d	Monthly Volume MMscf	Cumulative Volume MMscf	Remaining Reserves MMscf
Schedule: # 1					
1997/ 7	67.68	67.76	2.10	923.0	353.8
1997/ 8	67.35	67.52	2.09	925.1	351.7
1997/ 9	67.03	67.27	2.02	927.1	349.7
1997/10	66.71	66.80	2.07	929.2	347.6
1997/11	66.40	66.63	2.00	931.2	345.6
1997/12	66.08	66.17	2.05	933.3	343.5
1998/ 1	65.77	65.92	2.04	935.3	341.5
1998/ 2	65.45	65.84	1.84	937.1	339.7
1998/ 3	65.14	65.07	2.02	939.2	337.6
1998/ 4	64.83	65.06	1.95	941.1	335.7
1998/ 5	64.52	64.61	2.00	943.1	333.7
1998/ 6	64.21	64.44	1.93	945.1	331.8
1998/ 7	63.91	63.99	1.98	947.0	329.8
1998/ 8	63.61	63.76	1.98	949.0	327.8
1998/ 9	63.30	63.52	1.91	950.9	325.9
1998/10	63.00	63.08	1.96	952.9	323.9
1998/11	62.70	62.92	1.89	954.8	322.0
1998/12	62.40	62.48	1.94	956.7	320.1
1999/ 1	62.11	62.25	1.93	958.6	318.2
1999/ 2	61.81	62.17	1.74	960.4	316.4
1999/ 3	61.52	61.45	1.90	962.3	314.5
1999/ 4	61.22	61.43	1.84	964.1	312.7
1999/ 5	60.93	61.01	1.89	966.0	310.8
1999/ 6	60.64	60.85	1.83	967.8	309.0
1999/ 7	60.35	60.43	1.87	969.7	307.1
1999/ 8	60.06	60.21	1.87	971.6	305.2
1999/ 9	59.78	59.99	1.80	973.4	303.4
1999/10	59.49	59.57	1.85	975.2	301.6
1999/11	59.21	59.42	1.78	977.0	299.8
1999/12	58.93	59.01	1.83	978.8	298.0
2000/ 1	58.65	58.79	1.82	980.7	296.1
2000/ 2	58.37	58.64	1.70	982.4	294.4
2000/ 3	58.09	58.10	1.80	984.2	292.6
2000/ 4	57.81	58.02	1.74	985.9	290.9
2000/ 5	57.54	57.61	1.79	987.7	289.1
2000/ 6	57.26	57.46	1.72	989.4	287.4
2000/ 7	56.99	57.07	1.77	991.2	285.6

28N07W13C00MV

End of DATE	Instant Rate Mscf/d	Average Rate Mscf/d	Monthly Volume MMscf	Cumulative Volume MMscf	Remaining Reserves MMscf
2000/ 8	56.72	56.86	1.76	992.9	283.9 # 1
2000/ 9	56.45	56.65	1.70	994.6	282.2 # 1
2000/10	56.18	56.26	1.74	996.4	280.4 # 1
2000/11	55.91	56.11	1.68	998.1	278.7 # 1
2000/12	55.65	55.72	1.73	999.8	277.0 # 1
2001/ 1	55.38	55.52	1.72	1001.5	275.3 # 1
2001/ 2	55.12	55.44	1.55	1003.1	273.7 # 1
2001/ 3	54.86	54.80	1.70	1004.8	272.0 # 1
2001/ 4	54.60	54.79	1.64	1006.4	270.4 # 1
2001/ 5	54.34	54.41	1.69	1008.1	268.7 # 1
2001/ 6	54.08	54.26	1.63	1009.7	267.1 # 1
2001/ 7	53.82	53.89	1.67	1011.4	265.4 # 1
2001/ 8	53.56	53.69	1.66	1013.1	263.7 # 1
2001/ 9	53.31	53.49	1.60	1014.7	262.1 # 1
2001/10	53.05	53.12	1.65	1016.3	260.5 # 1
2001/11	52.80	52.98	1.59	1017.9	258.9 # 1
2001/12	52.55	52.62	1.63	1019.5	257.3 # 1
2002/ 1	52.30	52.43	1.63	1021.2	255.6 # 1
2002/ 2	52.05	52.36	1.47	1022.6	254.2 # 1
2002/ 3	51.80	51.75	1.60	1024.2	252.6 # 1
2002/ 4	51.56	51.74	1.55	1025.8	251.0 # 1
2002/ 5	51.31	51.38	1.59	1027.4	249.4 # 1
2002/ 6	51.07	51.24	1.54	1028.9	247.9 # 1
2002/ 7	50.82	50.89	1.58	1030.5	246.3 # 1
2002/ 8	50.58	50.70	1.57	1032.1	244.7 # 1
2002/ 9	50.34	50.52	1.52	1033.6	243.2 # 1
2002/10	50.10	50.17	1.56	1035.1	241.7 # 1
2002/11	49.86	50.04	1.50	1036.6	240.2 # 1
2002/12	49.63	49.69	1.54	1038.2	238.6 # 1
2003/ 1	49.39	49.51	1.53	1039.7	237.1 # 1
2003/ 2	49.15	49.44	1.38	1041.1	235.7 # 1
2003/ 3	48.92	48.87	1.51	1042.6	234.2 # 1
2003/ 4	48.69	48.86	1.47	1044.1	232.7 # 1
2003/ 5	48.46	48.52	1.50	1045.6	231.2 # 1
2003/ 6	48.22	48.39	1.45	1047.0	229.8 # 1
2003/ 7	48.00	48.06	1.49	1048.5	228.3 # 1
2003/ 8	47.77	47.99	1.48	1050.0	226.8 # 1
2003/ 9	47.54	47.70	1.43	1051.4	225.4 # 1

28N07W13C00MV

End of DATE	Instant Rate Mscf/d	Average Rate Mscf/d	Monthly Volume MMscf	Cumulative Volume MMscf	Remaining Reserves MMscf
2003/10	47.31	47.38	1.47	1052.9	223.9
2003/11	47.09	47.25	1.42	1054.3	222.5
2003/12	46.86	46.93	1.45	1055.8	221.0
2004/ 1	46.64	46.75	1.45	1057.2	219.6
2004/ 2	46.42	46.63	1.35	1058.6	218.2
2004/ 3	46.20	46.20	1.43	1060.0	216.8
2004/ 4	45.98	46.14	1.38	1061.4	215.4
2004/ 5	45.76	45.82	1.42	1062.8	214.0
2004/ 6	45.54	45.70	1.37	1064.2	212.6
2004/ 7	45.32	45.38	1.41	1065.6	211.2
2004/ 8	45.11	45.22	1.40	1067.0	209.8
2004/ 9	44.89	45.05	1.35	1068.3	208.5
2004/10	44.68	44.74	1.39	1069.7	207.1
2004/11	44.47	44.62	1.34	1071.1	205.7
2004/12	44.25	44.31	1.37	1072.4	204.4
2005/ 1	44.04	44.15	1.37	1073.8	203.0
2005/ 2	43.83	44.09	1.23	1075.0	201.8
2005/ 3	43.63	43.58	1.35	1076.4	200.4
2005/ 4	43.42	43.57	1.31	1077.7	199.1
2005/ 5	43.21	43.27	1.34	1079.0	197.8
2005/ 6	43.01	43.15	1.29	1080.3	196.5
2005/ 7	42.80	42.86	1.33	1081.7	195.1
2005/ 8	42.60	42.70	1.32	1083.0	193.8
2005/ 9	42.39	42.54	1.28	1084.3	192.5
2005/10	42.19	42.25	1.31	1085.6	191.2
2005/11	41.99	42.14	1.26	1086.8	190.0
2005/12	41.79	41.85	1.30	1088.1	188.7
2006/ 1	41.59	41.69	1.29	1089.4	187.4
2006/ 2	41.39	41.64	1.17	1090.6	186.2
2006/ 3	41.20	41.15	1.28	1091.9	184.9
2006/ 4	41.00	41.14	1.23	1093.1	183.7
2006/ 5	40.81	40.86	1.27	1094.4	182.4
2006/ 6	40.61	40.75	1.22	1095.6	181.2
2006/ 7	40.42	40.47	1.25	1096.8	180.0
2006/ 8	40.23	40.32	1.25	1098.1	178.7
2006/ 9	40.03	40.17	1.21	1099.3	177.5
2006/10	39.84	39.90	1.24	1100.5	176.3
2006/11	39.65	39.79	1.19	1101.7	175.1

End of DATE	Instant Rate Mscf/d	Average Rate Mscf/d	Monthly Volume MMscf	Cumulative Volume MMscf	Remaining Reserves MMscf
2006/12	39.46	39.52	1.23	1103.0	173.8
2007/ 1	39.28	39.37	1.22	1104.2	172.6
2007/ 2	39.09	39.32	1.10	1105.3	171.5
2007/ 3	38.90	38.86	1.20	1106.5	170.3
2007/ 4	38.72	38.85	1.17	1107.6	169.2
2007/ 5	38.53	38.59	1.20	1108.8	168.0
2007/ 6	38.35	38.48	1.15	1110.0	166.8
2007/ 7	38.17	38.22	1.18	1111.2	165.6
2007/ 8	37.99	38.08	1.18	1112.4	164.4
2007/ 9	37.81	37.94	1.14	1113.5	163.3
2007/10	37.63	37.68	1.17	1114.7	162.1
2007/11	37.45	37.58	1.13	1115.8	161.0
2007/12	37.27	37.32	1.16	1117.0	159.8
2008/ 1	37.09	37.18	1.15	1118.1	158.7
2008/ 2	36.91	37.08	1.08	1119.2	157.6
2008/ 3	36.74	36.74	1.14	1120.3	156.5
2008/ 4	36.56	36.69	1.10	1121.4	155.4
2008/ 5	36.39	36.44	1.13	1122.6	154.2
2008/ 6	36.22	36.34	1.09	1123.6	153.2
2008/ 7	36.04	36.09	1.12	1124.8	152.0
2008/ 8	35.87	35.96	1.11	1125.9	150.9
2008/ 9	35.70	35.82	1.07	1127.0	149.9
2008/10	35.53	35.58	1.10	1128.1	148.7
2008/11	35.36	35.48	1.06	1129.1	147.7
2008/12	35.19	35.24	1.09	1130.2	146.6
2009/ 1	35.03	35.11	1.09	1131.3	145.5
2009/ 2	34.86	35.06	0.98	1132.3	144.5
2009/ 3	34.69	34.66	1.07	1133.4	143.4
2009/ 4	34.53	34.65	1.04	1134.4	142.4
2009/ 5	34.36	34.41	1.07	1135.5	141.3
2009/ 6	34.20	34.32	1.03	1136.5	140.3
2009/ 7	34.04	34.08	1.06	1137.5	139.3
2009/ 8	33.88	33.96	1.05	1138.6	138.2
2009/ 9	33.71	33.83	1.01	1139.6	137.2
2009/10	33.55	33.60	1.04	1140.7	136.1
2009/11	33.39	33.51	1.01	1141.7	135.1
2009/12	33.23	33.28	1.03	1142.7	134.1
2010/ 1	33.08	33.16	1.03	1143.7	133.1



28N07W13C00MV

End of DATE	Instant Rate Mscf/d	Average Rate Mscf/d	Monthly Volume MMscf	Cumulative Volume MMscf	Remaining Reserves MMscf
2010/ 2	32.92	33.11	0.93	1144.6	132.2
2010/ 3	32.76	32.73	1.01	1145.7	131.1
2010/ 4	32.61	32.72	0.98	1146.6	130.2
2010/ 5	32.45	32.49	1.01	1147.7	129.2
2010/ 6	32.30	32.41	0.97	1148.6	128.2
2010/ 7	32.14	32.18	1.00	1149.6	127.2
2010/ 8	31.99	32.07	0.99	1150.6	126.2
2010/ 9	31.84	31.95	0.96	1151.6	125.2
2010/10	31.69	31.73	0.98	1152.6	124.2
2010/11	31.53	31.64	0.95	1153.5	123.3
2010/12	31.38	31.43	0.97	1154.5	122.3
2011/ 1	31.24	31.31	0.97	1155.5	121.4
2011/ 2	31.09	31.27	0.88	1156.3	120.5
2011/ 3	30.94	30.91	0.96	1157.3	119.5
2011/ 4	30.79	30.90	0.93	1158.2	118.6
2011/ 5	30.64	30.68	0.95	1159.2	117.6
2011/ 6	30.50	30.60	0.92	1160.1	116.7
2011/ 7	30.35	30.39	0.94	1161.0	115.8
2011/ 8	30.21	30.28	0.94	1162.0	114.8
2011/ 9	30.06	30.17	0.91	1162.9	113.9
2011/10	29.92	29.96	0.93	1163.8	113.0
2011/11	29.78	29.88	0.90	1164.7	112.1
2011/12	29.64	29.68	0.92	1165.6	111.2
2012/ 1	29.50	29.57	0.92	1166.5	110.3
2012/ 2	29.36	29.49	0.86	1167.4	109.4
2012/ 3	29.22	29.22	0.91	1168.3	108.5
2012/ 4	29.08	29.18	0.88	1169.2	107.6
2012/ 5	28.94	28.98	0.90	1170.1	106.7
2012/ 6	28.80	28.90	0.87	1170.9	105.9
2012/ 7	28.66	28.70	0.89	1171.8	105.0
2012/ 8	28.53	28.60	0.89	1172.7	104.1
2012/ 9	28.39	28.49	0.85	1173.6	103.2
2012/10	28.26	28.29	0.88	1174.4	102.4
2012/11	28.12	28.22	0.85	1175.3	101.5
2012/12	27.99	28.02	0.87	1176.2	100.6
2013/ 1	27.85	27.92	0.87	1177.0	99.8
2013/ 2	27.72	27.88	0.78	1177.8	99.0
2013/ 3	27.59	27.56	0.85	1178.7	98.1

End of DATE	Instant Rate Mscf/d	Average Rate Mscf/d	Monthly Volume MMscf	Cumulative Volume MMscf	Remaining Reserves MMscf
2013/ 4	27.46	27.55	0.83	1179.5	97.3
2013/ 5	27.33	27.36	0.85	1180.3	96.5
2013/ 6	27.20	27.29	0.82	1181.1	95.7
2013/ 7	27.07	27.10	0.84	1182.0	94.8
2013/ 8	26.94	27.00	0.84	1182.8	94.0
2013/ 9	26.81	26.90	0.81	1183.6	93.2
2013/10	26.68	26.72	0.83	1184.5	92.3
2013/11	26.56	26.65	0.80	1185.3	91.5
2013/12	26.43	26.46	0.82	1186.1	90.7
2014/ 1	26.30	26.37	0.82	1186.9	89.9
2014/ 2	26.18	26.33	0.74	1187.6	89.2
2014/ 3	26.05	26.03	0.81	1188.4	88.4
2014/ 4	25.93	26.02	0.78	1189.2	87.6
2014/ 5	25.81	25.84	0.80	1190.0	86.8
2014/ 6	25.68	25.77	0.77	1190.8	86.0
2014/ 7	25.56	25.60	0.79	1191.6	85.2
2014/ 8	25.44	25.50	0.79	1192.4	84.4
2014/ 9	25.32	25.41	0.76	1193.1	83.7
2014/10	25.20	25.23	0.78	1193.9	82.9
2014/11	25.08	25.16	0.75	1194.7	82.1
2014/12	24.96	24.99	0.77	1195.5	81.3
2015/ 1	24.84	24.90	0.77	1196.2	80.6
2015/ 2	24.72	24.87	0.70	1196.9	79.9
2015/ 3	24.60	24.58	0.76	1197.7	79.1
2015/ 4	24.49	24.57	0.74	1198.4	78.4
2015/ 5	24.37	24.40	0.76	1199.2	77.6
2015/ 6	24.25	24.34	0.73	1199.9	76.9
2015/ 7	24.14	24.17	0.75	1200.7	76.1
2015/ 8	24.02	24.08	0.75	1201.4	75.4
2015/ 9	23.91	23.99	0.72	1202.1	74.7
2015/10	23.80	23.83	0.74	1202.9	73.9
2015/11	23.68	23.76	0.71	1203.6	73.2
2015/12	23.57	23.60	0.73	1204.3	72.5
2016/ 1	23.46	23.51	0.73	1205.0	71.8
2016/ 2	23.35	23.45	0.68	1205.7	71.1
2016/ 3	23.23	23.24	0.72	1206.4	70.4
2016/ 4	23.12	23.20	0.70	1207.1	69.7
2016/ 5	23.01	23.04	0.71	1207.8	69.0

28N0/W1J3CU0MV

End Of DATE	Instant Rate Mscf/d	Average Rate Mscf/d	Monthly Volume MMscf	Cumulative Volume MMscf	Remaining Reserves MMscf
2016/ 6	22.90	22.98	0.69	1208.5	68.3
2016/ 7	22.80	22.83	0.71	1209.2	67.6
2016/ 8	22.69	22.74	0.70	1210.0	66.9
2016/ 9	22.58	22.66	0.68	1210.6	66.2
2016/10	22.47	22.50	0.70	1211.3	65.5
2016/11	22.36	22.44	0.67	1212.0	64.8
2016/12	22.26	22.29	0.69	1212.7	64.1
2017/ 1	22.15	22.20	0.69	1213.4	63.4
2017/ 2	22.05	22.17	0.62	1214.0	62.8
2017/ 3	21.94	21.92	0.68	1214.7	62.1
2017/ 4	21.84	21.91	0.66	1215.3	61.5
2017/ 5	21.73	21.76	0.67	1216.0	60.8
2017/ 6	21.63	21.70	0.65	1216.7	60.1
2017/ 7	21.53	21.55	0.67	1217.3	59.5
2017/ 8	21.42	21.47	0.67	1218.0	58.8
2017/ 9	21.32	21.40	0.64	1218.6	58.2
2017/10	21.22	21.25	0.66	1219.3	57.5
2017/11	21.12	21.19	0.64	1219.9	56.9
2017/12	21.02	21.05	0.65	1220.6	56.2
2018/ 1	20.92	20.97	0.65	1221.2	55.6
2018/ 2	20.82	20.94	0.59	1221.8	55.0
2018/ 3	20.72	20.70	0.64	1222.5	54.3
2018/ 4	20.62	20.69	0.62	1223.1	53.7
2018/ 5	20.52	20.55	0.64	1223.7	53.1
2018/ 6	20.43	20.50	0.61	1224.3	52.5
2018/ 7	20.33	20.35	0.63	1225.0	51.8
2018/ 8	20.23	20.28	0.63	1225.6	51.2
2018/ 9	20.13	20.20	0.61	1226.2	50.6
2018/10	20.04	20.07	0.62	1226.8	50.0
2018/11	19.94	20.01	0.60	1227.4	49.4
2018/12	19.85	19.87	0.62	1228.0	48.8
2019/ 1	19.75	19.80	0.61	1228.7	48.1
2019/ 2	19.66	19.77	0.55	1229.2	47.6
2019/ 3	19.57	19.55	0.61	1229.8	47.0
2019/ 4	19.47	19.54	0.59	1230.4	46.4
2019/ 5	19.38	19.41	0.60	1231.0	45.8
2019/ 6	19.29	19.35	0.58	1231.6	45.2
2019/ 7	19.20	19.22	0.60	1232.2	44.6

28N07W13C00MV

End of DATE	Instant Rate Mscf/d	Average Rate Mscf/d	Monthly Volume MMscf	Cumulative Volume MMscf	Remaining Reserves MMscf
2019/ 8	19.10	19.15	0.59	1232.8	44.0
2019/ 9	19.01	19.08	0.57	1233.3	43.5
2019/10	18.92	18.95	0.59	1233.9	42.9
2019/11	18.83	18.90	0.57	1234.5	42.3
2019/12	18.74	18.77	0.58	1235.1	41.7
2020/ 1	18.65	18.70	0.58	1235.7	41.1
2020/ 2	18.57	18.65	0.54	1236.2	40.6
2020/ 3	18.48	18.48	0.57	1236.8	40.0
2020/ 4	18.39	18.45	0.55	1237.3	39.5
2020/ 5	18.30	18.33	0.57	1237.9	38.9
2020/ 6	18.21	18.28	0.55	1238.4	38.4
2020/ 7	18.13	18.15	0.56	1239.0	37.8
2020/ 8	18.04	18.08	0.56	1239.6	37.2
2020/ 9	17.96	18.02	0.54	1240.1	36.7
2020/10	17.87	17.89	0.55	1240.7	36.1
2020/11	17.78	17.85	0.54	1241.2	35.6
2020/12	17.70	17.72	0.55	1241.7	35.1
2021/ 1	17.62	17.66	0.55	1242.3	34.5
2021/ 2	17.53	17.63	0.49	1242.8	34.0
2021/ 3	17.45	17.43	0.54	1243.3	33.5
2021/ 4	17.37	17.43	0.52	1243.9	33.0
2021/ 5	17.28	17.31	0.54	1244.4	32.4
2021/ 6	17.20	17.26	0.52	1244.9	31.9
2021/ 7	17.12	17.14	0.53	1245.4	31.4
2021/ 8	17.04	17.08	0.53	1246.0	30.8
2021/ 9	16.96	17.01	0.51	1246.5	30.3
2021/10	16.88	16.90	0.52	1247.0	29.8
2021/11	16.79	16.85	0.51	1247.5	29.3
2021/12	16.72	16.74	0.52	1248.0	28.8
2022/ 1	16.64	16.68	0.52	1248.5	28.3
2022/ 2	16.56	16.65	0.47	1249.0	27.8
2022/ 3	16.48	16.46	0.51	1249.5	27.3
2022/ 4	16.40	16.46	0.49	1250.0	26.8
2022/ 5	16.32	16.34	0.51	1250.5	26.3
2022/ 6	16.24	16.30	0.49	1251.0	25.8
2022/ 7	16.17	16.19	0.50	1251.5	25.3
2022/ 8	16.09	16.13	0.50	1252.0	24.8
2022/ 9	16.01	16.07	0.48	1252.5	24.3

28N07W13C00MV

End of DATE	Instant Rate Mscf/d	Average Rate Mscf/d	Monthly Volume MMscf	Cumulative Volume MMscf	Remaining Reserves MMscf
2022/10	15.94	15.96	0.49	1253.0	23.8 # 1
2022/11	15.86	15.91	0.48	1253.5	23.3 # 1
2022/12	15.78	15.81	0.49	1254.0	22.8 # 1
2023/ 1	15.71	15.75	0.49	1254.4	22.4 # 1
2023/ 2	15.63	15.73	0.44	1254.9	21.9 # 1
2023/ 3	15.56	15.54	0.48	1255.4	21.4 # 1
2023/ 4	15.49	15.54	0.47	1255.8	21.0 # 1
2023/ 5	15.41	15.43	0.48	1256.3	20.5 # 1
2023/ 6	15.34	15.39	0.46	1256.8	20.0 # 1
2023/ 7	15.27	15.29	0.47	1257.2	19.6 # 1
2023/ 8	15.19	15.23	0.47	1257.7	19.1 # 1
2023/ 9	15.12	15.17	0.46	1258.2	18.6 # 1
2023/10	15.05	15.07	0.47	1258.6	18.2 # 1
2023/11	14.98	15.03	0.45	1259.1	17.7 # 1
2023/12	14.91	14.93	0.46	1259.6	17.2 # 1
2024/ 1	14.84	14.87	0.46	1260.0	16.8 # 1
2024/ 2	14.76	14.83	0.43	1260.4	16.4 # 1
2024/ 3	14.69	14.70	0.46	1260.9	15.9 # 1
2024/ 4	14.62	14.67	0.44	1261.3	15.5 # 1
2024/ 5	14.55	14.57	0.45	1261.8	15.0 # 1
2024/ 6	14.49	14.53	0.44	1262.2	14.6 # 1
2024/ 7	14.42	14.44	0.45	1262.7	14.1 # 1
2024/ 8	14.35	14.38	0.45	1263.1	13.7 # 1
2024/ 9	14.28	14.33	0.43	1263.6	13.3 # 1
2024/10	14.21	14.23	0.44	1264.0	12.8 # 1
2024/11	14.14	14.19	0.43	1264.4	12.4 # 1
2024/12	14.08	14.10	0.44	1264.9	11.9 # 1
2025/ 1	14.01	14.04	0.44	1265.3	11.5 # 1
2025/ 2	13.94	14.02	0.39	1265.7	11.1 # 1
2025/ 3	13.88	13.86	0.43	1266.1	10.7 # 1
2025/ 4	13.81	13.86	0.42	1266.5	10.3 # 1
2025/ 5	13.74	13.76	0.43	1267.0	9.8 # 1
2025/ 6	13.68	13.73	0.41	1267.4	9.4 # 1
2025/ 7	13.61	13.63	0.42	1267.8	9.0 # 1
2025/ 8	13.55	13.58	0.42	1268.2	8.6 # 1
2025/ 9	13.48	13.53	0.41	1268.6	8.2 # 1
2025/10	13.42	13.44	0.42	1269.0	7.8 # 1
2025/11	13.36	13.40	0.40	1269.4	7.4 # 1

28NU/WL3CUUMV

End of DATE	Instant Rate Mscf/d	Average Rate Mscf/d	Monthly Volume MMscf	Cumulative Volume MMscf	Remaining Reserves MMscf
2025/12	13.29	13.31	0.41	1269.8	7.0
2026/ 1	13.23	13.26	0.41	1270.3	6.5
2026/ 2	13.17	13.24	0.37	1270.6	6.2
2026/ 3	13.10	13.09	0.41	1271.0	5.8
2026/ 4	13.04	13.09	0.39	1271.4	5.4
2026/ 5	12.98	13.00	0.40	1271.8	5.0
2026/ 6	12.92	12.96	0.39	1272.2	4.6
2026/ 7	12.86	12.87	0.40	1272.6	4.2
2026/ 8	12.79	12.83	0.40	1273.0	3.8
2026/ 9	12.73	12.78	0.38	1273.4	3.4
2026/10	12.67	12.69	0.39	1273.8	3.0
2026/11	12.61	12.66	0.38	1274.2	2.6
2026/12	12.55	12.57	0.39	1274.6	2.2
2027/ 1	12.49	12.52	0.39	1275.0	1.9
2027/ 2	12.43	12.51	0.35	1275.3	1.5
2027/ 3	12.37	12.36	0.38	1275.7	1.1
2027/ 4	12.32	12.36	0.37	1276.1	0.7
2027/ 5	12.26	12.27	0.38	1276.4	0.4
2027/ 6	12.20	12.24	0.37	1276.8	-0.0