


10/16/82  
10/16/82  
10/16/82



# *Step Rate Injection Test Report*

for

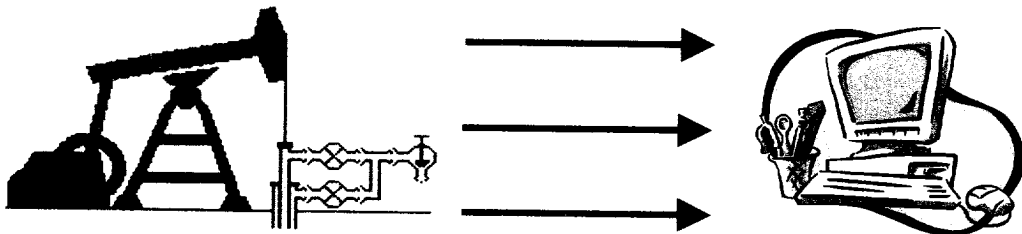
***Avra Oil Company***

Taylor #1 - ~~1~~

9-4-01

11-18s-38e

30-025-~~21276~~  
07329



# TABLE OF CONTENTS

SECTION I	CONTENTS
SECTION II	SEQUENCE OF EVENTS
SECTION III	DATA REPORT
SECTION IV	CHART




COMPANY : Avra Oil Company  
WELL: Taylor #1  
COMPANY REP: Saeed Aighahi  
PERFORATIONS: N/A

N/A

SERVICE DATES : 9-4-01  
TEST TYPE : Step Rate Injection  
PPS TECHNICIANS : D. Ginanni  
BHP GAUGE DEPTH: N/A

09/04/01	9:03	Start pumping @ 400 BPD
09/04/01	9:18	Increase to 650 BPD
09/04/01	9:33	Increase to 950 BPD
09/04/01	9:48	Increase to 1200 BPD
09/04/01	10:03	Increase to 1500 BPD
09/04/01	10:18	Increase to 1800 BPD
09/04/01	10:33	Increase to 2100 BPD
09/04/01	10:48	Increase to 2400 BPD
09/04/01	11:03	Increase to 2700 BPD
09/04/01	11:18	Increase to 3000 BPD
09/04/01	11:33	Increase to 3300 BPD
09/04/01	11:44	Cease pumping, start falloff
09/04/01	11:58	End of test





**COMPANY : Avra Oil Company**  
**WELL: Taylor #1**  
**COMPANY REP: Saeed Aighahi**  
**PERFORATIONS: N/A**

**SERVICE DATES : 9-4-01**  
**TEST TYPE : Step Rate Injection**  
**PPS TECHNICIANS : D. Ginanni**  
**BHP GAUGE DEPTH: N/A**

	9:03	189.1				
	9:08	295.7	1.6	465.9	13.59	
	9:13	370.3	3.2	457.2	13.34	
<b>1</b>	9:18	495.1	5.3	601.6	17.55	
	9:23	558.8	7.9	741.8	21.64	
	9:28	572.4	10.4	737.1	21.50	
<b>2</b>	9:33	685.0	13.5	878.1	25.61	
	9:38	795.8	17.0	1009.0	29.43	
	9:43	852.4	20.5	1008.4	29.41	
<b>3</b>	9:48	988.7	24.4	1123.8	32.78	
	9:53	1028.8	28.7	1248.3	36.41	
	9:58	1084.4	33.1	1253.0	36.55	
<b>4</b>	10:03	1209.5	37.9	1401.2	40.87	
	10:08	1235.6	43.3	1539.8	44.91	
	10:13	1300.8	48.6	1535.7	44.79	
<b>5</b>	10:18	1430.8	54.1	1574.9	45.94	
	10:23	1492.4	60.5	1849.4	53.94	
	10:28	1489.5	66.9	1843.4	53.76	
<b>6</b>	10:33	1657.5	73.8	1991.1	58.07	
	10:38	1634.9	81.1	2101.8	61.30	
	10:43	1662.9	88.4	2105.8	61.42	
<b>7</b>	10:48	1766.9	96.3	2257.2	65.84	
	10:53	1859.0	104.7	2419.1	70.56	
	10:58	1779.4	113.1	2423.7	70.69	
<b>8</b>	11:03	1870.4	122.0	2560.8	74.69	
	11:08	1882.9	131.3	2688.9	78.43	
	11:13	1897.2	140.5	2650.2	77.30	
<b>9</b>	11:18	1997.8	150.4	2860.5	83.43	
	11:23	2025.6	160.9	3003.7	87.61	
	11:28	2056.8	171.3	3010.8	87.81	
<b>10</b>	11:33	2099.7	182.4	3182.8	92.83	
	11:38	2177.4	193.9	3315.4	96.70	
	11:43	2194.2	205.3	3294.7	96.10	





COMPANY : Avra Oil Company  
WELL: Taylor #1  
COMPANY REP: Saeed Aighahi  
PERFORATIONS: N/A

SERVICE DATES : 9-4-01  
TEST TYPE : Step Rate Injection  
PPS TECHNICIANS : D. Ginanni  
BHP GAUGE DEPTH: N/A

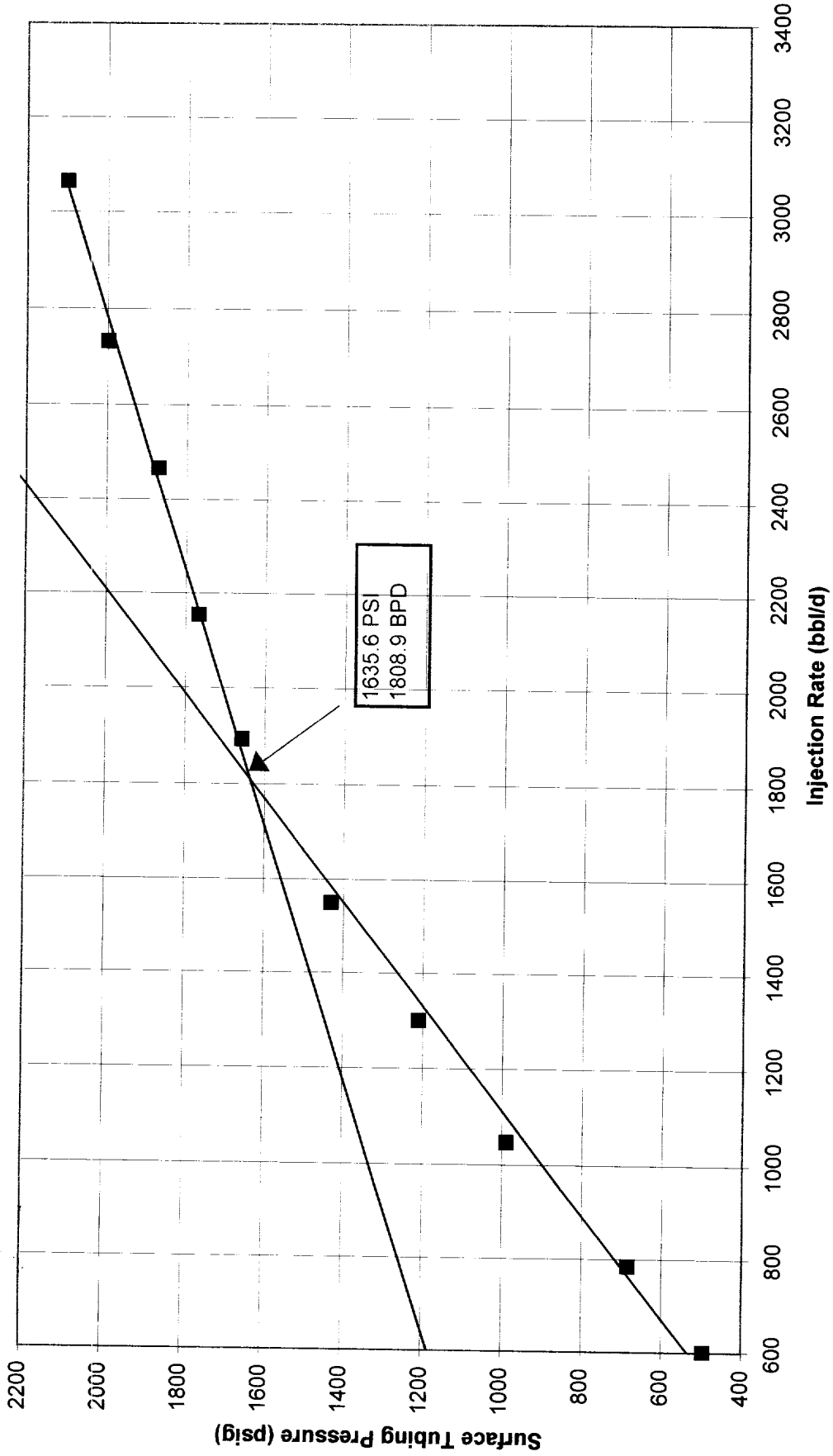
FALLOFF						
	11:44	1488.7				
	11:45	1678.8				
	11:46	1637.0				
	11:47	1601.9				
	11:48	1571.5				
	11:53	1453.3				
	11:58	1380.5				





# Pacific PROCESS SYSTEMS, INC.

## Step Rate Injection Test



Phone: (505) 392-8813  
Fax: (505) 392-6612

3406 Lovington Hwy.  
Hobbs, NM 88240

