FORMATION TESTING SERVICE REPORT

HALLIBURTON SERVICES

TICKET NO. 54700200
12-MAY-87
HOBBS

LEASE NAME	WELL NO.	TEST NO.	TESTED INTERVAL	LEASE OWNER/COMPANY NAME
MOBIL MESCALERO RIDGE	1	2	9739.0 - 9900.0	WESTERN OIL PRODUCERS INCORPORATED

LEGAL LOCATION SEC. - TWP. - RNG.	FIELD AREA	COUNTY	STATE
17-19S-35E	SOUTHEAST SCHARB	LEA	NEW MEXICO IC



GAUGE NO: 5619 DEPTH: 9721.0 BLANKED OFF: NO HOUR OF CLOCK: 24

ID	DESCRIPTION	PRESSURE REPORTED	PRESSURE CALCULATED	TIME REPORTED	TIME CALCULATED	TYPE
A	INITIAL HYDROSTATIC	4565	4529.1			
B	INITIAL FIRST FLOW	86	50.2	30.0	28.9	F
C	FINAL FIRST FLOW	432	396.8			
C	INITIAL FIRST CLOSED-IN	432	396.8	61.0	58.1	C
D	FINAL FIRST CLOSED-IN	2750	2747.9			
E	INITIAL SECOND FLOW	432	413.8	60.0	60.5	F
F	FINAL SECOND FLOW	777	757.3			
F	INITIAL SECOND CLOSED-IN	777	757.3	123.0	123.6	C
G	FINAL SECOND CLOSED-IN	2322	2304.1			
H	FINAL HYDROSTATIC	4565	4519.5			

GAUGE NO: 5618 DEPTH: 9897.0 BLANKED OFF: YES HOUR OF CLOCK: 24

ID	DESCRIPTION	PRESSURE REPORTED	PRESSURE CALCULATED	TIME REPORTED	TIME CALCULATED	TYPE
A	INITIAL HYDROSTATIC	4575	4567.2			
B	INITIAL FIRST FLOW	129	136.8	30.0	28.9	F
C	FINAL FIRST FLOW	497	493.4			
C	INITIAL FIRST CLOSED-IN	497	493.4	61.0	58.1	C
D	FINAL FIRST CLOSED-IN	2917	2862.2			
E	INITIAL SECOND FLOW	540	514.9	60.0	60.5	F
F	FINAL SECOND FLOW	885	866.9			
F	INITIAL SECOND CLOSED-IN	885	866.9	123.0	123.6	C
G	FINAL SECOND CLOSED-IN	2447	2424.0			
H	FINAL HYDROSTATIC	4575	4548.2			

EQUIPMENT & HOLE DATA

FORMATION TESTED: BONE SPRINGS
NET PAY (ft):
GROSS TESTED FOOTAGE: 161.0
ALL DEPTHS MEASURED FROM: KELLY BUSHING
CASING PERFS. (ft):
HOLE OR CASING SIZE (in): 7.875
ELEVATION (ft): 3835.0 KELLY BUSHING
TOTAL DEPTH (ft): 9900.0
PACKER DEPTH(S) (ft): 9734, 9739
FINAL SURFACE CHOKE (in):
BOTTOM HOLE CHOKE (in): 0.750
MUD WEIGHT (lb/gal): 8.90
MUD VISCOSITY (sec): 36
ESTIMATED HOLE TEMP. (°F):
ACTUAL HOLE TEMP. (°F): 140 @ 9896.0 ft

TICKET NUMBER: 54700200
DATE: 5-6-87 TEST NO: 2
TYPE DST: OPEN HOLE
HALLIBURTON CAMP: HOBBS
TESTER: STEVE LUSCOMBE
WITNESS: CARROLL BELLAH
DRILLING CONTRACTOR: W.E.K. RIG #2

FLUID PROPERTIES FOR RECOVERED MUD & WATER

SOURCE	RESISTIVITY	CHLORIDES
MUD PIT	0.740 @ 62 °F	5000 ppm
TOP OF FLUID	0.105 @ 70 °F	44100 ppm
MIDDLE OF RECOVERY	0.062 @ 76 °F	86100 ppm
END OF RECOVERY	0.075 @ 72 °F	73000 ppm
TOOL TOP	0.062 @ 76 °F	86000 ppm
SAMPLER	0.060 @ 76 °F	97800 ppm

SAMPLER DATA

Psig AT SURFACE: 210.0
cu.ft. OF GAS: 0.070
cc OF OIL:
cc OF WATER: 2100.0
cc OF MUD: 200.0
TOTAL LIQUID cc: 2300.0

HYDROCARBON PROPERTIES

OIL GRAVITY (°API): @ °F
GAS/OIL RATIO (cu.ft. per bbl):
GAS GRAVITY:

CUSHION DATA

TYPE	AMOUNT	WEIGHT

RECOVERED:

1540 FEET OF FLUID
APPROXIMATELY 250 FEET OF DRILLING FLUID
1290 FEET OF FORMATION WATER

MEASURED FROM TESTER VALVE

REMARKS:

NOTE: TESTED ACROSS PRODUCING INTERVAL OF ADJACENT WELL.

TYPE & SIZE MEASURING DEVICE: 5" POSITIVE CHOKE — TICKET NO: 54700200

TIME	CHOKE SIZE	SURFACE PRESSURE PSI	GAS RATE MCF	LIQUID RATE BPD	REMARKS
5-5-87					
2230					ON LOCATION
5-6-87					
0030					PICKED UP TOOL
0100					MADE UP TOOL
0145					RAN IN HOLE
0405					ON BOTTOM
0406	BH				OPENED TOOL WITH A WEAK BLOW -
					1" IN BUCKET
0411		2 OZ.			NOTE: ALL SURFACE PRESSURE WAS
					MEASURED ON OUNCE GAUGE!!!
0416		3.5			
0421		4.5			
0426		5.25			
0431		5.75			
0436		6.25			CLOSED TOOL
0535					STROKE TO OPEN TOOL
0537					OPENED TOOL WITH WEAK BLOW -
					1" IN BUCKET
0542	BH	1.5			
0547		2.25			
0552		2.75			
0557		3			
0602		3.25			
0607		3.5			
0612		3.5			
0617		3.5			
0622		3.5			
0627		3.5			
0632		3.25			
0637		3			STROKE TO CLOSE
0840					OPENED BYPASS
0850					PULLED OUT OF HOLE
1100					TOP OF FLUID - REVERSED OUT
1330					OUT OF HOLE
1400					LOADED OUT

TICKET NO: 54700200 CLOCK NO: 5991 HOUR: 24 — GAUGE NO: 5619 DEPTH: 9721.0

REF		MINUTES	PRESSURE	ΔP	t×Δt/(t+Δt)	log (t+Δt)/Δt
	FIRST FLOW					
B	1	0.0	50.2			
	2	2.0	101.2	51.0		
	3	4.0	143.1	41.9		
	4	6.0	178.8	35.6		
	5	8.0	213.4	34.6		
	6	10.0	241.7	28.3		
	7	12.0	264.8	23.1		
	8	14.0	281.6	16.9		
	9	16.0	300.2	18.6		
	10	18.0	317.5	17.3		
	11	20.0	334.6	17.1		
	12	22.0	350.1	15.6		
	13	24.0	363.1	13.0		
	14	26.0	378.0	14.9		
C	15	28.9	396.8	18.8		
	FIRST CLOSED-IN					
C	1	0.0	396.8			
	2	1.0	896.0	499.3	1.0	1.463
	3	2.0	1357.9	961.1	1.9	1.183
	4	3.0	1782.8	1386.0	2.7	1.023
	5	4.0	2173.0	1776.2	3.5	0.915
	6	5.0	2308.8	1912.0	4.3	0.831
	7	6.0	2377.1	1980.3	5.0	0.766
	8	7.0	2421.2	2024.4	5.6	0.710
	9	8.0	2457.7	2060.9	6.3	0.664
	10	9.0	2482.2	2085.4	6.9	0.625
	11	10.0	2502.7	2105.9	7.4	0.591
	12	12.0	2534.0	2137.3	8.5	0.532
	13	14.0	2556.6	2159.9	9.4	0.486
	14	16.0	2575.4	2178.6	10.3	0.448
	15	18.0	2591.4	2194.6	11.1	0.417
	16	20.0	2606.5	2209.8	11.8	0.388
	17	22.0	2621.5	2224.7	12.5	0.364
	18	24.0	2635.1	2238.3	13.1	0.344
	19	26.0	2645.8	2249.0	13.7	0.325
	20	28.0	2655.6	2258.8	14.2	0.308
	21	30.0	2665.6	2268.8	14.7	0.293
	22	35.0	2684.2	2287.4	15.8	0.262
	23	40.0	2701.2	2304.5	16.8	0.236
	24	45.0	2716.6	2319.8	17.6	0.216
	25	50.0	2730.0	2333.3	18.3	0.198
	26	55.0	2740.9	2344.1	18.9	0.184
D	27	58.1	2747.9	2351.2	19.3	0.175
	SECOND FLOW					
E	1	0.0	413.8			
	2	5.0	452.6	38.7		
	SECOND FLOW - CONTINUED					
	3	10.0	488.7	36.1		
	4	15.0	520.5	31.8		
	5	20.0	550.8	30.3		
	6	25.0	578.3	27.5		
	7	30.0	607.8	29.4		
	8	35.0	634.8	27.1		
	9	40.0	661.4	26.6		
	10	45.0	689.4	27.9		
	11	50.0	711.4	22.1		
	12	55.0	735.7	24.2		
F	13	60.5	757.3	21.6		
	SECOND CLOSED-IN					
F	1	0.0	757.3			
	2	1.0	1286.8	529.5	1.0	1.950
	3	2.0	1563.4	806.1	2.0	1.653
	4	3.0	1769.6	1012.3	2.9	1.495
	5	4.0	1897.5	1140.2	3.9	1.365
	6	5.0	1965.1	1207.8	4.7	1.277
	7	6.0	1998.8	1241.5	5.6	1.203
	8	7.0	2025.9	1268.6	6.5	1.141
	9	8.0	2048.8	1291.5	7.3	1.085
	10	9.0	2065.9	1308.6	8.2	1.037
	11	10.0	2080.0	1322.7	9.0	0.997
	12	12.0	2102.2	1344.9	10.6	0.926
	13	14.0	2118.0	1360.7	12.1	0.867
	14	16.0	2133.9	1376.5	13.6	0.819
	15	18.0	2146.7	1389.3	15.0	0.776
	16	20.0	2155.0	1397.7	16.3	0.738
	17	22.0	2165.3	1407.9	17.7	0.704
	18	24.0	2174.0	1416.7	18.9	0.675
	19	26.0	2179.8	1422.5	20.1	0.647
	20	28.0	2186.8	1429.5	21.3	0.623
	21	30.0	2194.5	1437.2	22.5	0.600
	22	35.0	2205.0	1447.7	25.2	0.550
	23	40.0	2215.7	1458.4	27.6	0.510
	24	45.0	2224.4	1467.1	29.9	0.475
	25	50.0	2232.4	1475.0	32.1	0.445
	26	55.0	2239.2	1481.9	34.0	0.419
	27	60.0	2246.0	1488.7	35.9	0.396
	28	70.0	2257.4	1500.0	39.3	0.357
	29	80.0	2268.7	1511.3	42.2	0.326
	30	90.0	2277.2	1519.9	44.9	0.300
	31	100.0	2286.6	1529.3	47.2	0.277
	32	110.0	2295.0	1537.6	49.3	0.258
	33	120.0	2303.7	1546.4	51.2	0.242
G	34	123.6	2304.1	1546.8	51.9	0.236

REMARKS:

TICKET NO: 54700200 CLOCK NO: 12871 HOUR: 24 — GAUGE NO: 5618 DEPTH: 9897.0

REF		MINUTES	PRESSURE	ΔP	t×Δt/(t+Δt)	log (t+Δt)/Δt
	FIRST FLOW					
B	1	0.0	136.8			
	2	2.1	180.2	43.4		
	3	4.0	222.4	42.1		
	4	6.0	262.1	39.8		
	5	8.0	299.1	37.0		
	6	10.0	333.5	34.4		
	7	12.0	356.8	23.3		
	8	14.0	374.5	17.7		
	9	16.0	391.8	17.3		
	10	18.0	408.9	17.1		
	11	20.0	427.0	18.2		
	12	22.0	441.3	14.3		
	13	24.0	458.5	17.3		
	14	26.0	475.5	16.9		
C	15	28.9	493.4	17.9		
	FIRST CLOSED-IN					
C	1	0.0	493.4			
	2	1.0	1856.9	1363.5	0.9	1.493
	3	2.0	2230.8	1737.4	1.9	1.187
	4	3.0	2382.0	1888.6	2.7	1.027
	5	4.0	2471.6	1978.2	3.5	0.916
	6	5.0	2522.0	2028.6	4.3	0.828
	7	6.0	2553.0	2059.6	5.0	0.765
	8	7.0	2577.8	2084.4	5.6	0.712
	9	8.0	2603.5	2110.1	6.3	0.662
	10	9.0	2621.9	2128.5	6.9	0.624
	11	10.0	2637.7	2144.3	7.4	0.589
	12	12.0	2661.2	2167.8	8.5	0.532
	13	14.0	2681.3	2187.9	9.4	0.487
	14	16.0	2699.7	2206.3	10.3	0.448
	15	18.0	2715.3	2221.9	11.1	0.416
	16	20.0	2729.9	2236.5	11.8	0.388
	17	22.0	2741.4	2248.0	12.5	0.365
	18	24.0	2752.9	2259.6	13.1	0.343
	19	26.0	2762.8	2269.4	13.7	0.325
	20	28.0	2772.0	2278.6	14.2	0.308
	21	30.0	2781.0	2287.6	14.7	0.293
	22	35.0	2799.3	2306.0	15.8	0.262
	23	40.0	2817.3	2323.9	16.8	0.236
	24	45.0	2831.0	2337.6	17.6	0.216
	25	50.0	2845.7	2352.3	18.3	0.198
	26	55.0	2856.6	2363.3	19.0	0.183
D	27	58.1	2862.2	2368.8	19.3	0.175
	SECOND FLOW					
E	1	0.0	514.9			
	2	5.0	545.3	30.3		
	SECOND FLOW - CONTINUED					
	3	10.0	583.4	38.1		
	4	15.0	617.3	34.0		
	5	20.0	647.4	30.1		
	6	25.0	678.6	31.2		
	7	30.0	707.4	28.8		
	8	35.0	735.3	27.9		
	9	40.0	763.2	27.9		
	10	45.0	789.4	26.2		
	11	50.0	815.4	26.0		
	12	55.0	841.0	25.5		
F	13	60.5	866.9	26.0		
	SECOND CLOSED-IN					
F	1	0.0	866.9			
	2	1.0	1545.3	678.3	1.0	1.973
	3	2.0	1837.2	970.2	1.9	1.664
	4	3.0	1986.2	1119.3	2.9	1.492
	5	4.0	2067.9	1200.9	3.8	1.369
	6	5.0	2108.1	1241.2	4.7	1.275
	7	6.0	2137.0	1270.1	5.7	1.199
	8	7.0	2157.6	1290.6	6.5	1.139
	9	8.0	2173.2	1306.3	7.3	1.088
	10	9.0	2190.5	1323.6	8.2	1.037
	11	10.0	2203.0	1336.1	9.0	0.996
	12	12.0	2223.8	1356.8	10.6	0.926
	13	14.0	2241.1	1374.2	12.1	0.869
	14	16.0	2255.0	1388.1	13.6	0.819
	15	18.0	2266.8	1399.9	15.0	0.776
	16	20.0	2276.5	1409.5	16.3	0.738
	17	22.0	2284.4	1417.4	17.6	0.705
	18	24.0	2292.1	1425.1	18.9	0.675
	19	26.0	2300.7	1433.7	20.1	0.647
	20	28.0	2307.3	1440.4	21.3	0.623
	21	30.0	2312.6	1445.7	22.5	0.600
	22	35.0	2324.9	1457.9	25.2	0.551
	23	40.0	2334.1	1467.1	27.6	0.510
	24	45.0	2342.2	1475.3	30.0	0.475
	25	50.0	2351.2	1484.3	32.1	0.445
	26	55.0	2358.0	1491.1	34.1	0.419
	27	60.0	2364.5	1497.5	35.9	0.396
	28	70.0	2376.0	1509.1	39.2	0.357
	29	80.0	2387.6	1520.7	42.2	0.326
	30	90.0	2397.2	1530.3	44.8	0.300
	31	100.0	2405.2	1538.2	47.2	0.277
	32	110.0	2413.5	1546.6	49.3	0.258
	33	120.0	2420.4	1553.4	51.2	0.242
G	34	123.6	2424.0	1557.1	51.9	0.236

REMARKS:

EQUIPMENT DATA

TICKET NO. 54700200
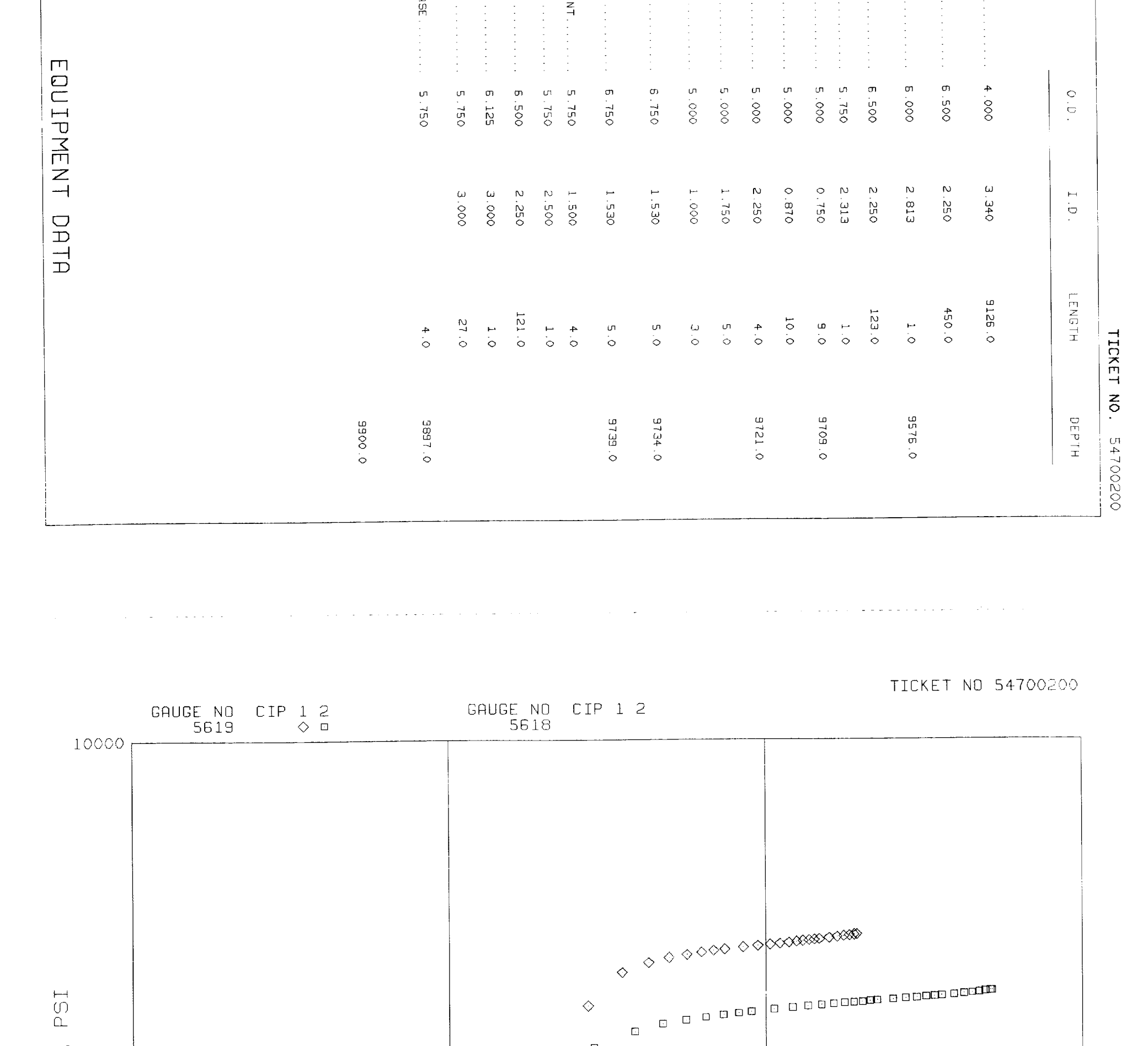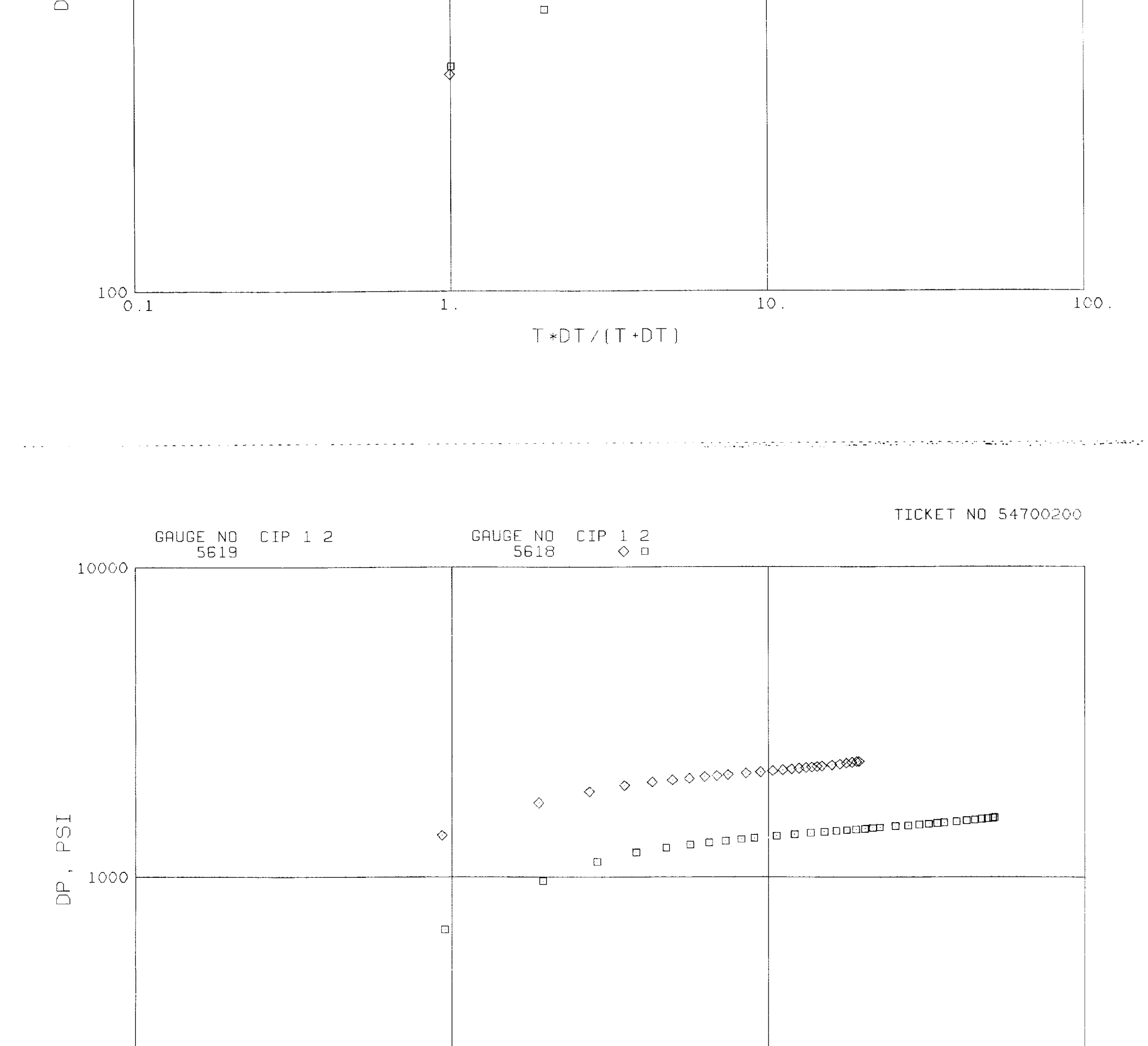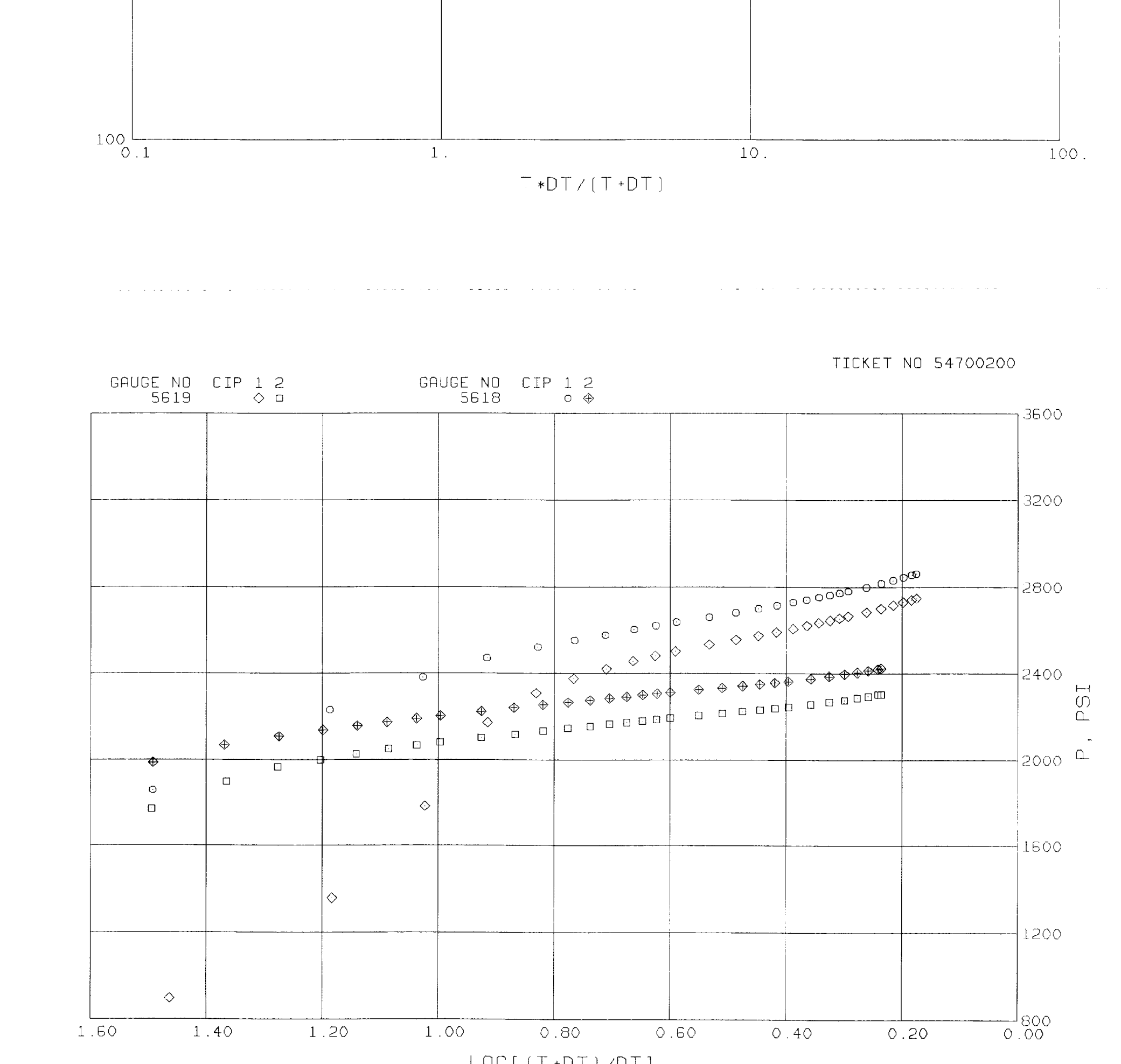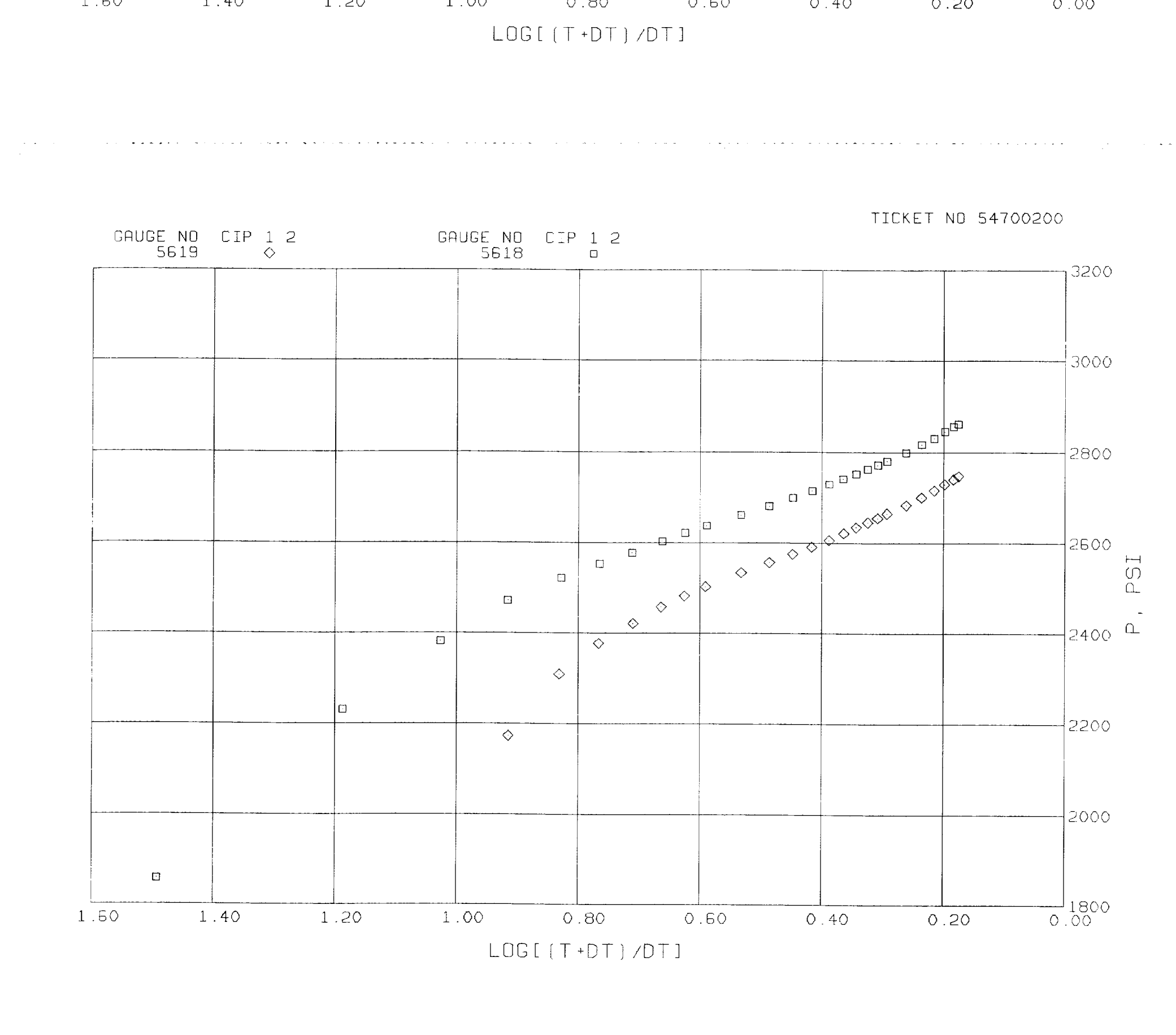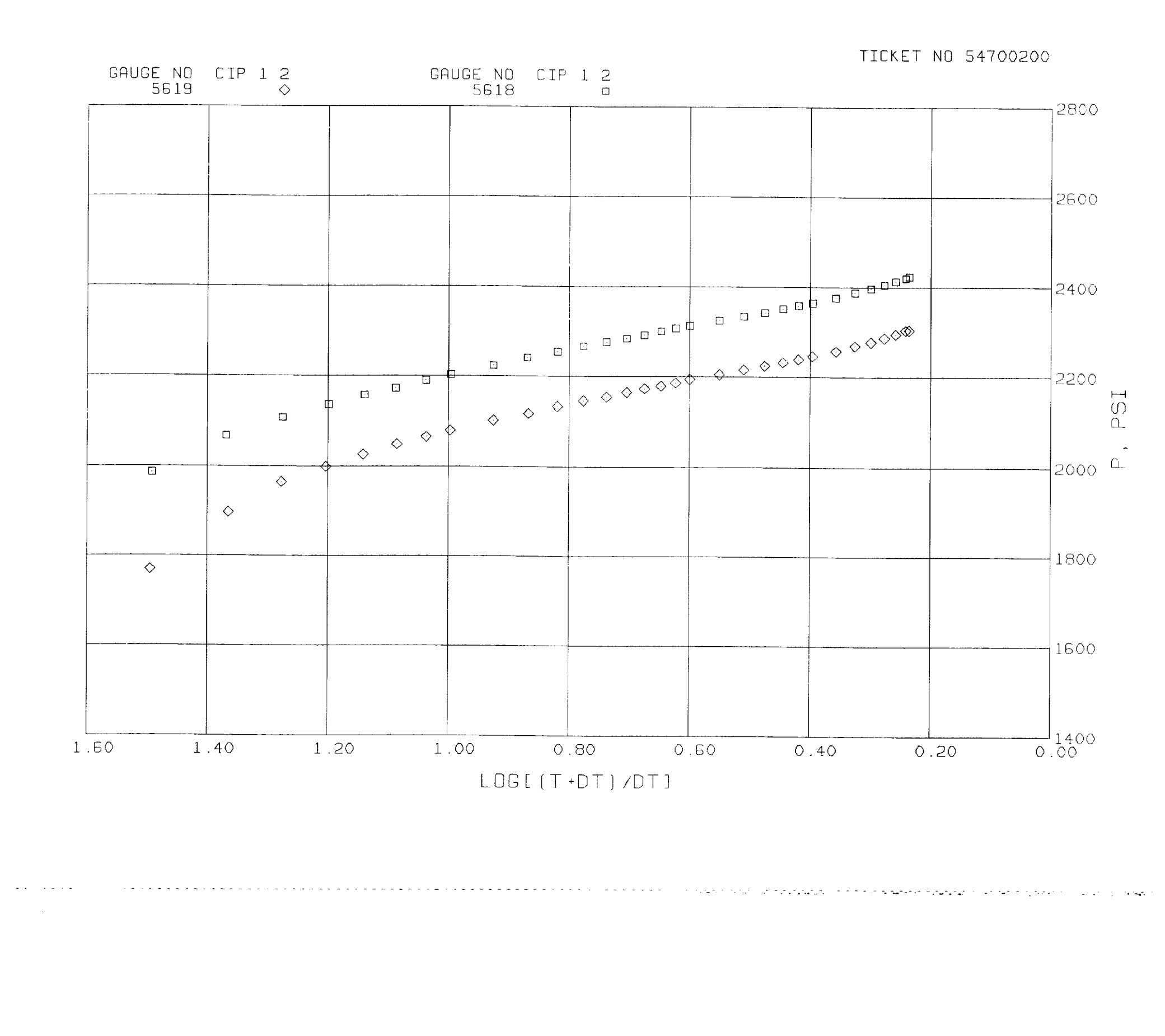
		O.D.	I.D.	LENGTH	DEPTH
1	DRILL PIPE	4.000	3.340	9126.0	
3	DRILL COLLARS	6.500	2.250	450.0	
50	IMPACT REVERSING SUB	6.000	2.813	1.0	9576.0
3	DRILL COLLARS	6.500	2.250	123.0	
5	CROSSOVER	5.750	2.313	1.0	
62	MULTIPLE CIP SAMPLER	5.000	0.750	9.0	9709.0
14	EXTENSION JOINT	5.000	0.870	10.0	
80	AP RUNNING CASE	5.000	2.250	4.0	9721.0
15	JAR	5.000	1.750	5.0	
16	VR SAFETY JOINT	5.000	1.000	3.0	
70	OPEN HOLE PACKER	6.750	1.530	5.0	9734.0
70	OPEN HOLE PACKER	6.750	1.530	5.0	9739.0
19	ANCHOR PIPE SAFETY JOINT	5.750	1.500	4.0	
5	CROSSOVER	5.750	2.500	1.0	
3	DRILL COLLARS	6.500	2.250	121.0	
5	CROSSOVER	6.125	3.000	1.0	
20	FLUSH JOINT ANCHOR	5.750	3.000	27.0	
81	BLANKED-OFF RUNNING CASE	5.750		4.0	9897.0
	TOTAL DEPTH				9900.0