

**STATE OF NEW MEXICO
DEPARTMENT OF ENERGY, MINERALS AND NATURAL RESOURCES
OIL CONSERVATION DIVISION**

**APPLICATION FOR AN ACCOUNTING FROM
MEWBOURNE OIL COMPANY UNDER ORDER
NOS. R- 21292 AND R-21293 AND TO DECLARE
CERTAIN ACCOUNTING PRACTICES IMPROPER**

Case No: 22378

APPLICANT SIANA OIL & GAS CO.'S EXHIBITS

Exhibit

- A. Application
- B. Written testimony of Tom M Ragsdale
- C. Written testimony of Danielle Caldwell
- D. Mewbourne 2020 JIB Details
- E. Mewbourne 2021 JIB Details
- F. Mewbourne 2022 JIB Details
- G. Mewbourne 2021 Revenue Statements
- H. Mewbourne 2022 Revenue Statements
- I. Mewbourne Operator Invoice & Statement
- J. Daily drilling report – Inland 26 23 B2PI St Com No. 1H
- K. Daily drilling report – Inland 26 23 B2OJ St Com No. 1H
- L. Daily drilling report -- Inland 26/23 B2PI State Com #1H & Inland 26/23 B2OJ State Com #1H @ the Inland 26/23 B2OJ State Com #1H Battery
- M. Order No. R-21292
- N. Order No. R-21293
- O. Affidavit of Notice
- P. Spreadsheet JIB SUMMARY RS 06212022C
- Q. Spreadsheet MEW Working file 06242022
- R. Spreadsheet Summary of JIB – Revenue 06212022

**STATE OF NEW MEXICO
ENERGY, MINERALS AND NATURAL RESOURCES DEPARTMENT
OIL CONSERVATION DIVISION**

**APPLICATION OF TOM M. RAGSDALE TO REVOKE
ORDER NOS. R-20924 & R-20924-A OR, IN THE ALTERNATIVE,
TO DECLARE UNREASONABLE CERTAIN COSTS
IMPOSED BY MEWBOURNE OIL COMPANY**

Case No. _____

APPLICATION

Tom M. Ragsdale (“Applicant”) files this application pursuant to 19.15.4.12(A) NMAC, seeking an order revoking Order Nos. R-20924 and R-20924-A or, in the alternative, declaring certain costs unreasonable as imposed by Mewbourne Oil Company (“Mewbourne”) under the foregoing orders. In support, Applicant states as follows:

1. On or about May 20, 2019, Mewbourne filed an application in Case No. 20580, seeking to pool the Bone Spring formation underlying the E2/E2 of Sections 10 and 15, Township 23 South, Range 34 East, NMPM, in Lea County, New Mexico, for the purpose of drilling the Ibex 10/15 B1AP Fed. Com. Well No. 2H, API# 30-025-46188 (“10/15 2H”) and the Ibex 10/15 B3AP Fed. Com. Well No. 1H, API# 30-025-46189 (“10/15 1H”) (collectively, “10/15 Wells”).
2. On June 6, 2019, Applicant received notice of the application in Case No. 20580.
3. On June 13, 2019, Case No. 20580 was presented by affidavit.
4. On June 27, 2019, after notice by publication was complete, Case No. 20580 was taken under advisement.
5. On July 3, 2019, Mewbourne’s applications for permits to drill (“APD”) the 10/15 Wells were approved.

Exhibit A
Siana Oil and Gas, LLC
NMOCD Case No. 22378
July 7, 2022

6. Sometime in July, Mewbourne spudded the 10/15 2H, had drilling issues and abandoned the operation.

7. On July 24, 2019, Mewbourne received approval from BLM to drill a substitute well, the Ibex 10/15 B1AP Fed Com No. 2Y ("10/15 2Y").

8. On July 29, 2019, Mewbourne plugged and abandoned the 10/15 2H, due to drilling issues.

9. Upon information and belief, Mewbourne subsequently attempted to drill the substitute well 10/15 2Y, again had drilling issues and plugged and abandoned the well.

10. On August 27, 2019, Mewbourne applied for permits to drill the Ibex 15/10 B1PA Fed. Com. Well No. 2H, API# 30-025-47060 ("15/10 2H"), and the Ibex 15/10 B3PA Fed. Com. Well No. 1H, API# 30-025-46948 ("15/10 1H") (collectively, "15/10 Wells").

11. On September 3, 2019, Mewbourne filed its application in Case No. 20809, again seeking to pool the Bone Spring formation underlying the E2/E2 of Sections 10 and 15, Township 23 South, Range 34 East, NMPM, in Lea County, New Mexico, but for the purpose of drilling the 15/10 Wells.

12. On September 17, 2019, Applicant received notice of the application in Case No. 20809. The application did not reference the 10/15 Wells or Case No. 20580. As a result, Applicant assumed that the application in Case No. 20809 was unrelated to Case No. 20580 and the 10/15 Wells.

13. At no time did Mewbourne inform Applicant that Mewbourne intended to incorporate the 10/15 Wells in Case No. 20809, along with the 15/10 Wells.

14. On October 3, 2019, Case No. 20809 was presented by affidavit (“15/10 Hearing”). As explained further below at paragraph 22, Point II, Mewbourne made numerous misrepresentations at the 15/10 Hearing.

15. On October 15, 2019, Order No. R-20924 was entered in Case No. 20580, pooling the proposed unit for the purpose of drilling the 10/15 Wells.

16. Applicant never received a copy of Order No. R-20924.

17. On February 18, 2020, Applicant received a well proposal for the 15/10 Wells for an interest, in addition to their force-pooled interests, which was subject to the joint operating agreement (“Subsequently Acquired Interest”). Applicant timely elected to participate in the 15/10 Wells with respect to the Subsequently Acquired Interest. The AFEs tendered to Applicant for the Subsequently Acquired Interest did not impose the costs of failed attempts to drill the 10/15 Wells.

18. On February 19, 2020, Order No. R-20924-A was entered in Case No. 20809, pooling the proposed unit for the purpose of drilling both the 10/15 Wells and the 15/10 Wells. Order No. R-20924-A expressly superseded Order No. R-20924.

19. On February 27, 2020, Mewbourne received approval of its APD for the 15/10 1H.

20. On March 11, 2020, Applicant received notice of Order No. R-20924-A and AFEs for only 2 of the 4 wells pooled under the Order, being the 15/10 Wells. The AFE for the 15/10 2H included an additional \$3,102,500 attributed to Mewbourne’s failed attempts to drill the 10/15 2H and the 10/15 2Y. The AFE for the 15/10 2H submitted by Mewbourne to the Division at the 15/10 Hearing did not include this additional cost and was not the same AFE Applicant received with the notice of the Order. Applicant received no notice of Mewbourne’s

intent to piggyback the costs of failed drilling attempts for any 10/15 Wells with the costs for the 15/10 Wells.

21. When Applicant brought this improper charge to Mewbourne's attention, Mewbourne relied on Order No. 20924-A in support of its position. Applicant elected to participate in the 15/10 Wells, paying Mewbourne his share of the Estimated Wells Costs for the 15/10 Wells but declining to pay his share of the improper charge for the failed attempts to drill the 10/15 2H and 10/15 2Y. Mewbourne subsequently deemed Applicant non-consent in the 15/10 2H as a result, but has acknowledged Applicant as a pooled working interest owner who has paid its share of the Estimated Well Costs under Order No. 20924-A for the 15/10 1H.

22. Mewbourne's efforts to shoehorn costs for its failed drilling attempts related to the 10/15 2H and 10/15 2Y into the costs for the 15/10 2H are improper for several reasons:

I. Mewbourne failed to provide notice of its intent to force pool all four wells under one order.

The application filed by Mewbourne in Case No. 20809 fails to alert the Division and, consequently, any interest owner in the spacing unit, of Mewbourne's intent to recover costs for the 10/15 2H and 10/15 2Y in Case No. 20809. The notice letter to Applicant similarly failed to adequately inform him as to the nature of the proceeding. *See* 19.15.4.8(A)(4) NMAC (requiring the application to include "the general nature of the order sought"). For this reason alone, Mewbourne's demand under the 15/10 2H AFE, for payment of costs for failed attempts to drill the 10/15 2H and 10/15 2Y, is contrary to New Mexico law, and the Division should reopen Case Nos. 20580 and 20809 to correct this failure of notice. *See, e.g.*, 19.15.4.12(E) NMAC; Order No. R-14877.

II. Mewbourne Misrepresented the Status of the 10/15 Wells in the 15/10 Hearing.

Mewbourne did not reference the 10/15 Wells in the application for the 15/10 Wells. It was not until Mewbourne filed its prehearing statement on September 25, 2019, that it first asked the Division to include the 10/15 Wells in the order for Case No. 20809. Mewbourne provided no explanation to the Division about the basis of this request, other than to state that “[t]his case is related to Case No. 20580, previously heard, in which no order has been issued.” Case No. 20809, Pre-hearing Statement (Sept. 25, 2019). Mewbourne failed to inform the Division at that time, however, that it had already twice attempted to drill the 10/15 2H, and both attempts had failed.

Subsequently, at the 15/10 Hearing, Mewbourne asked the Division to include “all four wells, the two 10/15 wells and the two 15/10 wells, because they may still drill the original two wells.” No. 20809, Hearing Transcript 4:1-4 (Oct. 3, 2018); *see* No. 20809, Verified Statement of Mitch Robb ¶ 2(c) (Oct. 2, 2019) (averring that the unit would be dedicated to both the 10/15 Wells and the 15/10 Wells). Mewbourne further represented to the Division that “[t]he AFEs for the wells – actually the south to north wells are cheaper than, slightly cheaper than the original wells.” *Id.* 4:16-18. Notably, neither AFE admitted into the record for the 15/10 Wells at the October 3 hearing included the costs for failed attempts that are now included in the AFE for the 15/10 2H. However, the AFE received by Applicant for the 15/10 2H was *not* the AFE that was entered into the record by the Division at Mewbourne’s request.

Mewbourne led the Division to believe that Mewbourne might drill all four wells and that each well had a separate AFE. *See id.* 5:16-24. At no time did Mewbourne inform the Division that Mewbourne would seek to recover costs incurred under one AFE, for failed attempts to drill the 10/15 2H and the 10/15 2Y, under another AFE for the 15/10 2H. *See generally id.* Indeed,

this would be directly contrary to the Division's understanding that a force-pooled party will have the opportunity to elect under each well. *See* NMSA 1978, § 70-2-17 (1977) (expressly referring to costs of drilling and completing *the* well," i.e. a singular well (emphasis added)); *see* 19.15.13.8 NMAC ("Well costs shall include the reasonable costs of drilling . . . *the* well," i.e. a singular well (emphasis added)); *see also* No. 20468, Hearing Transcript 8:2-16 (May 2, 2019).

III. Mewbourne's Imposition of Costs for Failed Attempts to Drill the 10/15 Wells Is Otherwise Contrary to Law

Mewbourne's efforts to recover costs for its attempts to drill the 10/15 2H and 10/15 2Y are improper for a number of other reasons. **First**, Applicant never had the opportunity to elect to participate in the 10/15 Wells prior to Mewbourne's attempts to drill. Mewbourne thus assumed the risk of drilling the 10/15 2H by drilling before a force-pooling order was entered. *See* Order No. R-11327 at 6, ¶ 28; *cf.* Order No. R-12343-E at 6, ¶ 32.

Second, even if Applicant had had the opportunity to elect, the costs of drilling an abandoned well are not considered to be "well costs." Rule 19.15.13.8(B)(1) NMAC addresses well costs "[i]f . . . a well . . . was previously abandoned without completion":

Well costs as to that well shall mean only the reasonable costs of reentering, reworking, diverting, deepening, plugging back or testing the well; completion in the pooled formation or formations and; if necessary, reequipping the well for production, unless the division determines that allowance of all or some portion of historical costs of drilling is just and reasonable due to particular circumstances.

Third, contrary to Mewbourne's position, it is not entitled to recover these costs on the basis that the 15/10 Wells are substitute wells for the 10/15 Wells. The 15/10 Wells do not satisfy the requirements for a substitute well under Rule 19.15.13.8(B)(4):

Well costs shall also include reasonable costs of drilling, testing, completing and equipping a substitute well *if*, in the drilling of a well pursuant to a compulsory pooling order, the operator loses the hole or encounters mechanical difficulties rendering it impracticable to drill to the objective depth and *the substitute well is*

located within 330 feet of the original well and the operator commences drilling within 10 days of the original well's abandonment.

(Emphasis added.) Mewbourne's 15/10 Wells satisfy neither of the requirements of Rule 19.15.13.8(B)(4) NMAC. Thus, costs of the failed attempts to drill the 10/15 2H and 10/15 2Y cannot be imposed under an AFE for the 15/10 2H.

Fourth, contrary to Mewbourne's position, Order No. R-20924-A does *not* incorporate 19.15.13.8(1)NMAC; nor does it provide that all of the wells proposed in two different force-pooling cases have the same election. Again, this would be directly contrary to the Division's understanding that each force-pooled party will have the opportunity to elect to participate in each separate well.

Fifth, contrary to Mewbourne's position, Paragraph 27 of Order No. R-20924-A does *not* provide that the only election available to a pooled working interest is to elect and render payment of the estimated well cost for all three attempts to drill the First Bone Spring well, along with the Third Bone Spring test. Paragraph 27 of the Order simply states the unremarkable proposition that an owner of a pooled working interest has the opportunity to elect to pay costs "for *the* well." (Emphasis added.) Thus, paragraph 27 of the Order specifically recognizes that a force-pooled party has the opportunity to elect whether it will participate in *each* well. The Order does not provide that an election for one well is an election for all or that somehow Mewbourne's novel request to include all four wells in one Order would allow it to impose costs for one well through an AFE for another well. *See* Hearing Transcript 6:15-16 ("And, by the way, that's the first time I've ever asked for that type of Order in 37 years.").

WHEREFORE, Applicant respectfully requests (1) that this matter be heard before the Division on the July 9, 2020, docket; (2) that the Division reopen Case Nos. 20580 and 20809, for Mewbourne's failure to provide notice, *see, e.g.*, 19.15.4.12(E) NMAC; Order No. R-14877;

(3) that, after notice and hearing, the Division enter an order revoking or substantially modifying Order Nos. 20934 and 20934-A or, in the alternative, declaring that Mewbourne cannot recover costs for failed attempts to drill the 10/15 Wells by including them in costs for the 15/10 Wells; and (4) that the Division require Mewbourne to allow Applicant to participate without being charged for the improper costs.

Respectfully submitted,

MONTGOMERY & ANDREWS, P.A.

By: /s/Sharon T. Shaheen

Sharon T. Shaheen

John F. McIntyre

P.O. Box 2307

Santa Fe, New Mexico 87504-2307

Telephone: (505) 982-2678

Email: sshaheen@montand.com

jmcintyre@montand.com

Attorneys for Applicant

CERTIFICATE OF SERVICE

I hereby certify that on June 1, 2020, a true and correct copy of the foregoing was served by electronic mail on the following counsel:

James Bruce, Esq.

PO Box 1056

Santa Fe, NM 87504-1056

Attorney for Mewbourne Oil Co.

/s/Sharon T. Shaheen

Sharon T. Shaheen

**STATE OF NEW MEXICO
DEPARTMENT OF ENERGY, MINERALS AND NATURAL RESOURCES
OIL CONSERVATION DIVISION**

**APPLICATION FOR AN ACCOUNTING FROM
MEWBOURNE OIL COMPANY UNDER ORDER
NOS. R- 21292 AND R-21293 AND TO DECLARE
CERTAIN ACCOUNTING PRACTICES IMPROPER**

Case No: 22378

DIRECT TESTIMONY OF TOM M. RAGSDALE

Q: Please state your full name for the record.

A: My name is Tom M. Ragsdale.

Q: What is your occupation?

A: I have a background in petroleum engineering. I have been managing oil and gas interests since 1992.

Q: Please describe your relationship with the applicant in this case, Siana Oil & Gas Co. ("Siana").

A: I am the President and 100% owner of Siana.

Q: As the President of Siana, are you familiar with the issues that have been raised by the application at issue?

A: Yes, I am.

Q: Do you seek to have your testimony in this matter admitted as an expert witness and as a fact witness?

A: Yes, I do.

Q: Please describe your education and work experience.

A: I received a degree in petroleum engineering from Texas A&M in 1985. My work experience since that time is as follows: I worked for a Louisiana drilling company, Grey Wolf Drilling Co., in 1985-86, and a Louisiana production company, Petroleum Engineers, Inc., in 1987. I then worked for IP Petroleum, a wholly owned subsidiary of International Paper, for approximately three years. Thereafter, I worked for Meridian Oil for approximately one year. I then worked for Costilla Petroleum Company for several years. Beginning in 1992, I worked as an independent consultant for two years. I started Siana Oil & Gas in 1994. In 1996, Siana began contract operating in NM. In 1998, I started acquiring and managing minerals in NM. I have managed minerals in New Mexico since that time.

Exhibit B
Siana Oil and Gas, LLC
NMOCD Case No. 22378
July 7, 2022

Q: What are you seeking in this case?

A: I am asking the Commission to require Mewbourne to provide an accounting for its drilling, completion, and operating costs incurred under compulsory pooling orders No. R-21292 and R-21293, which were issued on April 28, 2020.

Q: What are the case numbers associated with these two orders?

A: Order No. R-21292 was issued in Case No. 21156; Order No. R-21293 was issued in Case No. 21157.

Q: Can you please describe the lands and wells at issue in this application?

A: In Case No. 21156, Order No. R-21292 pooled a 240-acre horizontal spacing unit ("HSU") located in the W2 E2 of Section 26 and the W2 SE4 of Section 23, all in Township 21 South, Range 34 East, dedicated to the Inland 26/23 B2OJ State Com Well No. 1H, API# 30-025-46931("OJ Well").

In Case No. 21157, Order No. R-21293 pooled a 240-acre HSU in the E2 E2 of Section 26 and the E2 SE4 of Section 23, all in Township 21S, Range 34 East, dedicated to the Inland 26/23 B2PI State Com Well No. 1H, 30-025-45283 ("PI Well"). The OJ Well and PI Well will be referred to collectively as the "Wells."

Q: If I refer to the "Wells" in your testimony, is it understood that I am referring to both the OJ Well and the PI Well?

A: Yes.

Q: Does Siana own a mineral interest at issue in this proceeding?

A: Yes, it does.

Q: What is the nature of that interest?

A: Siana is the record title owner of 10% working interest in the spacing units and wells at issue in this proceeding.

Q: And Siana elected to participate in both wells, paid the estimated drilling and completion costs, and was deemed a participating working interest owner in the Wells, correct?

A: That is correct.

Q: What are the issues in this proceeding?

A: There are two overarching issues in this proceeding. First, Mewbourne is improperly accounting for its costs incurred to drill, complete, and operate the Wells and for the related revenues. Second, Mewbourne has violated several provisions in the Division's orders, which has adversely impacted Siana and its mineral interest.

Q: Let's talk about the accounting issue first. What types of accounting issues has Siana experienced?

A: There are a number of accounting issues, some of which relate to Mewbourne's violations of the orders. For example, Mewbourne has failed to submit to OCD or to Siana an itemized schedule of the actual well costs, as required by paragraph 24 of the orders.

Q: How has this failure affected Siana?

A: Among other things, it precluded Siana from challenging the reasonableness of the actual well costs, as provided by paragraph 24 of the orders. Moreover, Mewbourne failed to pay Siana its share of the estimated drilling and completion costs that exceeded the reasonable well costs ("Overage"), as required by paragraph 25 of the orders. Mewbourne circumvented the deadline for paying the Overage when it failed to submit the required schedule of actual well costs.

Q: How else has the failure to submit actual well costs affected Siana?

A: Siana's accounting folks were forced to closely examine the joint interest billings, revenue statements, and daily drilling reports in an effort to determine what costs had been charged for drilling and completion, as opposed to costs for operating the wells, and whether the costs were properly attributed to the correct category and to the correct wells. It was a difficult process and we cannot confirm that we had all of the information necessary to determine the extent of Mewbourne's improper accounting practices. Only Mewbourne has the capacity to accurately produce an accounting.

Q: Can you tell me how much time Siana's accounting department had to spend in order to identify the accounting problems at issue?

A: Three people worked a total of approximately 140-145 hours to identify the accounting problems and prepare the spreadsheets for this proceeding.

Q: And your accountant will be testifying shortly about the specifics of the improper accounting practices in this hearing later today, correct?

A: That is correct.

Q: Have you reviewed the daily drilling reports that Mewbourne provided Siana for the PI and OJ wells?

A: Yes, I have.

Q: Turning to Exhibit J, is this the daily drilling report for the PI well?

A: Yes it is.

Q: What did you learn from your review of the daily drilling report for the PI well?

A: Siana determined that the cumulative total well costs for drilling and completion were estimated, after completion and fracing were finished, to be approximately 56.1% of the estimated costs demanded by Mewbourne in its AFE. The AFE had been overestimated by approximately 43.9%, due to changes in the market.

Q: And you reviewed the daily drilling report for the OJ well, Exhibit K, did you not?

A: Yes, I did.

Q: Did you identify similar facts and reach similar conclusions?

A: Yes, I did. I determined that the cumulative total well costs for drilling and completion were estimated, after completion and fracing were finished, to be approximately 55.3% of the estimated costs demanded by Mewbourne in its AFE. The AFE had been overestimated by approximately 44.7%. Previously, I sent Mewbourne a letter requesting that they adjust the AFEs, which were obviously overestimated in light of the circumstances at the time they requested the cash call, but Mewbourne refused.

Q: You also reviewed the drilling report for the OJ battery, Exhibit L, did you not?

A: Yes, I did. However, I have not been able to determine the propriety of those costs without obtaining additional information from Mewbourne.

Q: And Mewbourne kept the overage that you paid in estimated costs, did it not?

A: Yes, it did. As explained further below, Mewbourne did not return the overage, but instead improperly deducted other costs from the overage paid for the drilling and completion costs.

Q: Let's take a look at the express language in the orders. Turning to page 3 of Exhibit M, what does paragraph 24 provide?

A: Paragraph 24 requires the operator, in this case Mewbourne, to "submit to OCD and each owner of a pooled working interest an itemized schedule of the Actual Well Costs."

Q: Did Siana ever receive an itemized schedule of actual well costs for the PI or OJ wells?

A: It did not.

Q: To your knowledge, did Mewbourne ever provide the OCD with an itemized schedule of actual well costs for the PI or OJ wells?

A: Not that I know of.

Q: How does Mewbourne's failure to comply with paragraph 24 affect Siana?

A: The time period for objecting to costs as reasonable is tied to Mewbourne's deadline for submitting the itemized schedule of Actual Well Costs. In addition, the time for Siana to reimburse non-operators for their share of estimated well costs that exceed actual well

costs is tied to Mewbourne's deadline for submitting Actual Well Costs. By failing to comply with paragraph 24, Mewbourne deprived Siana of its right to timely challenge the actual well costs as reasonable and its right to timely receive the overages paid for estimated well costs.

Q: Are there any other provisions of the orders that Mewbourne has failed to comply with?

A: Yes. Mewbourne has failed to provide an itemized schedule of the reasonable charges for operating and maintaining the wells, which is required by paragraph 27.

Q: What does paragraph 27 say?

A: Paragraph 27 requires the operator, again in this case Mewbourne, to submit to OCD and each non-operator an itemized schedule of the reasonable charges for operating and maintaining the wells, within 90 days after filing the form C-105. These charges are defined as the "Operating Charges," which "shall not include the Reasonable Well Costs or Supervision Charges."

Q: How does Mewbourne's failure to comply with paragraph 27 affect Siana?

A: The time period for objecting to operating charges as reasonable is tied to Mewbourne's deadline for submitting the itemized schedule of operating charges. By failing to comply with paragraph 27, Mewbourne deprived Siana of its right to timely challenge the operating charges.

Q: What other accounting issues were identified by Siana?

A: Mewbourne has been holding in suspense 100% of Siana's revenues while, at the same time, demanding that Siana pay 100% of its share of the costs.

Q: When did Mewbourne notify Siana that it was holding Siana's revenues in suspense?

A: Mewbourne never notified Siana that it was holding its revenues in suspense.

Q: Do you know why Siana's revenues are being held in suspense?

A: I believe it is due to certain parties claiming in interest in a portion of Siana's record title interest.

Q: And is Mewbourne holding in suspense only that portion of Siana's record title interest that has been challenged by these other parties?

A: No. They are withholding 100% of Siana's revenues, while demanding that Siana pay 100% of the costs.

Q: In your experience, has any operator ever withheld 100% of a working interest owner's revenues but required that owner to pay 100% of the costs?

A: Never.

- Q:** Has Siana identified any other accounting issues?
- A:** Yes. Mewbourne has netted operating costs for the OJ and PI Wells from the Overages on the estimated costs paid by Siana.
- Q:** Is it your understanding that netting operating costs from estimated costs overage is also a violation of the orders?
- A:** Yes. Mewbourne's practice in netting operating costs from the Overages violates paragraphs 22-25 of the orders.
- Q:** Does paragraph 28 expressly state the costs and charges that may be withheld from a participating non-operator's share of production?
- A:** Yes, it does. It expressly provides that an operator, in this case Mewbourne, may withhold from the non-operator's share of production only two costs: (a) the proportionate share of supervision charges for the particular well with production, and (b) the proportionate share of operating charges for the particular well with production.
- Q:** And, again, Siana's accounting witness will testify as to the specifics of Mewbourne's improper accounting practices later in this hearing, correct?
- A:** Yes, she will.
- Q:** Have you requested to take Siana's production in kind?
- A:** Yes, I have, numerous times in writing.
- Q:** And how did Mewbourne respond to that request?
- A:** Mewbourne repeatedly refuses to allow Siana to take its production in kind. Mewbourne takes the position that the compulsory pooling orders do not allow Siana to take its production in kind.
- Q:** Turning to Exhibits M and N, have you reviewed the orders for language that precludes a non-operator from taking in kind?
- A:** Yes, I have. In my opinion, no language in the orders preclude a non-operator from taking in kind. Rather, it is just the opposite—the language of the orders indicates that a non-operator is entitled to a "share of production"; the non-operator is not limited to a share of the revenues that the operator received for that production. See, for example, the first line in paragraphs 28 and 29 of the orders.
- Q:** What relief do you seek from the Division in this proceeding?
- A:** Siana asks the Division to require that Mewbourne provide an accounting for drilling and completion and for operating expenses for the Wells. Siana also asks the Division to order that Mewbourne cease the improper accounting practices Siana identified in its

analysis of the JIBs, revenue statements, and daily drilling reports. Siana also asks the Division to require that Mewbourne return the Overages, including interest as allowed under NMSA 1978, § 56-8-3 (1983) (allowing up to 15% interest “on money received to the use of another and retained without the owner’s consent”). Finally, Siana requests that the Division require Mewbourne to allow Siana to take its production in kind.

Q: Does this conclude your testimony at this time?

A: Yes, it does. However, I may provide additional direct testimony at hearing in this matter.

**STATE OF NEW MEXICO
DEPARTMENT OF ENERGY, MINERALS AND NATURAL RESOURCES
OIL CONSERVATION DIVISION**

**APPLICATION FOR AN ACCOUNTING FROM
MEWBOURNE OIL COMPANY UNDER ORDER
NOS. R- 21292 AND R-21293 AND TO DECLARE
CERTAIN ACCOUNTING PRACTICES IMPROPER**

Case No: 22378

DIRECT TESTIMONY OF DANIELLE CALDWELL

Q: Please state your full name for the record.

A: My name is Danielle Susan Caldwell.

Q: Where are you employed, for how long, and in what capacity?

A: I am employed by Siana Oil & Gas Co. in Houston, Texas ("Siana"). I have been an accountant at Siana since October 2021.

Q: Do you seek to have your testimony in this matter admitted as an expert witness and as a fact witness?

A: Yes, I do.

Q: Please describe your education and experience prior to your work at Siana.

A: I have a BBA in accounting from Sam Houston State University in 1996. I worked for Pennzoil Energy as a revenue accountant for approximately three years. I was at Burlington Resources for approximately 15 years, as a marketing, volume, and revenue accountant. I worked at EAG Services as an accounting consultant for a few years before working for Linn Energy as an accounting consultant for production and revenue for nine years. I then moved to Talisman/Repsol where I worked as a systems implementation coordinator for the accounting group for two years. I then returned to Linn Energy, which was purchased by Riviera Resources, to work a revenue consultant for almost two years. At that time, I began working for Siana.

Q: In your work for Siana, did you become familiar with Siana's interests relating to this matter and the circumstances relating to the same?

A: Yes, I did.

Q: What will be the focus of your testimony in this matter.?

A: My testimony will focus on my review of the accounting records identified as exhibits in this matter and the conclusions that I reached in light of that review.

Exhibit C
Siana Oil and Gas, LLC
NMOCD Case No. 22378
July 7, 2022

Q: Please tell the hearing examiners the documents that you reviewed in preparation for the hearing.

A: I reviewed the joint interest billing statements (“JIBs”), Exhibits D, E, F, and I, and the revenue statements received from Mewbourne in 2020, 2021, and 2022, Exhibits G and H.

Q: Did you also create spreadsheets with the data that is in these documents?

A: Yes, I did. The spreadsheets are identified as Exhibits P, Q, and R.

Q: And how did you import the data when you created the spreadsheets?

A: I electronically accessed from Energy Link all of the data that is in the JIBs and revenue statements. By downloading the same information from Energy Link, I was able to incorporate the data in the spreadsheets without input errors.

Q: How did you use all of this information?

A: I compared the information in each JIB to the information in each revenue statement in an effort to determine Mewbourne’s accounting for drilling and completion of the Inland wells and for lease operating expenses or LOE relating to the Inland wells.

Q: Let’s turn now to Exhibit P. Please explain the data in each tab of the spreadsheet.

A: In Tab 1, I summarized all of the data contained in the joint interest billings. Tab 2 is a detail of the type of costs within each JIB such as drilling, completion, and LOE. Tab 3 is summarizes all of the data contained in the revenue statements. Tab 4 is a breakdown of the JIB detail costs for the Inland OJ well. Tab 5 is a breakdown of the JIB detail costs for the Inland PI well. Tab 6 is a summary of Tabs 4 and 5.

Q: Let’s turn now to the second spreadsheet, Exhibit Q. Please explain the data in this spreadsheet.

A: The data in Exhibit Q supports the data in Exhibit P. The first two tabs, which are green, support the green tab in Exhibit P. Tabs 3-5 support the orange tabs in Exhibit P. Similarly, the yellow tabs in Exhibit Q support the yellow tabs in Exhibit P. Each of the tabs in Exhibits Q and R include increasingly more data supporting the previous tabs in each spreadsheet.

Q: Turning now to Exhibit R, please explain this spreadsheet.

A: Exhibit R is all of the raw data that was downloaded from Energy Link. It supports the first and second spreadsheets.

Q: What did you determine from your comparison of the data in the JIBs and in the revenue statements?

A: I determined that there was a significant overpayment made by Siana for the estimated costs drilling and completion costs in Mewbourne's AFEs for the Inland PI and OJ wells and that the overpayment had not been refunded to Siana.

Q: Were you able to determine how Mewbourne was treating the overpayment?

A: Yes. I determined that Mewbourne was deducting LOE for the PI and OJ wells from the overpayments made by Siana for drilling and completion costs.

Q: In your experience, is it proper to net LOE from estimated costs paid for drilling and completion?

A: No, it is not.

Q: Were you able to determine how much Siana is owed by Mewbourne for the overpayments for drilling and completion costs related to the PI and OJ wells?

A: Yes, Tabs 4 and 5 of Exhibit P and Tabs 3, 4, and 5 of Exhibit Q provide the information regarding overpayments and differentiate between the cash call amounts and the LOE. I was able to estimate that Mewbourne has wrongfully retained approximately \$406,136.31.

Q: Did your review of the JIB statements reveal any other improper netting practices?

A: Yes. It revealed that Mewbourne was netting LOE from the Inland wells from the overpayments for estimated drilling and completion costs.

Q: In your experience, is it proper to net LOE from estimated costs paid for drilling and completion?

A: No, it is not.

Q: Did you make any other determinations as a result of your review?

A: Yes. I determined that after Mewbourne exhausted the overpayments due Siana by netting LOE for the Inland wells, it began to deduct LOE from production related to other wells.

Q: In your experience, is it proper to net LOE for one well from production related to other wells?

A: No, it is not.

Q: Does this conclude your testimony?

A: Yes, it does. However, I may have additional testimony to offer after the testimony of Mewbourne's witnesses.

MEWBOURNE OIL COMPANY

MEWBOURNE OIL COMPANY
P O BOX 7698
TYLER, TX 75711-7698

TOM M RAGSDALE
400 N SAM HOUSTON PARKWAY EAST
SUITE 601
HOUSTON, TX 77060

INVOICE NO.: 202001-11482
INVOICE DATE: 1-31-2020
OWNER: 035904-1
BILLING FOR: January 2020

BALANCE FORWARD**231,590.76**

| CURRENT PERIOD ADJUSTMENT | | | | | | AMOUNT |
|---|------|---------------|------------|---------------------|--------------|---------------------------|
| RECEIPTS | | | | | | |
| PAYMENT #: | 1653 | PAYMENT DATE: | 12/13/2019 | | | -28,701.40 |
| PAYMENT #: | 1653 | PAYMENT DATE: | 12/13/2019 | | | -39,650.64 |
| PAYMENT #: | 1653 | PAYMENT DATE: | 12/13/2019 | | | -20,086.31 |
| PAYMENT #: | 1653 | PAYMENT DATE: | 12/13/2019 | | | -16,030.48 |
| PAYMENT #: | 1653 | PAYMENT DATE: | 12/13/2019 | | | -22,121.75 |
| PAYMENT #: | 1653 | PAYMENT DATE: | 12/13/2019 | | | -27,500.63 |
| PAYMENT #: | 1653 | PAYMENT DATE: | 12/13/2019 | | | -21,313.47 |
| PAYMENT #: | 1653 | PAYMENT DATE: | 12/13/2019 | | | -24,595.32 |
| TOTAL CURRENT PERIOD ADJUSTMENT | | | | | | -200,000.00 |
| CURRENT CHARGES | | | | | | GROSS INTEREST NET |
| 62390000 - PRONGHORN 15 B3BO FED COM 1H | | | TIER : 2 0 | 3,129.31 | 0.0683747500 | 213.97 |
| 62390000 - PRONGHORN 15 B3BO FED COM 1H | | | TIER : 3 0 | 31,709.06 | 0.0683747500 | 2,168.04 |
| 62391000 - PRONGHORN 15 B3CN FED COM 1H | | | TIER : 3 0 | 19,887.98 | 0.0683747500 | 1,359.81 |
| 62392000 - PRONGHORN 15 B3DM FED COM 1H | | | TIER : 1 0 | 752.98 | 0.0683747500 | 51.49 |
| 62392000 - PRONGHORN 15 B3DM FED COM 1H | | | TIER : 2 0 | -6,440.67 | 0.0683747500 | -440.35 |
| 62392000 - PRONGHORN 15 B3DM FED COM 1H | | | TIER : 3 0 | 37,360.25 | 0.0683747500 | 2,554.45 |
| 62774000 - IBEX 10 B3MD FED COM 1H | | | TIER : 3 0 | 39,828.74 | 0.0519088600 | 2,067.44 |
| 62775000 - IBEX 10 B3NC FED COM 1H | | | TIER : 3 0 | 37,812.23 | 0.0519088600 | 1,962.76 |
| 62776000 - IBEX 10 B3OB FED COM 1H | | | TIER : 3 0 | 35,781.36 | 0.0310932000 | 1,112.50 |
| 62906000 - GAZELLE 22 B2MD FED COM 2H | | | TIER : 3 0 | 31,333.59 | 0.1954981900 | 6,125.68 |
| 62915000 - CREEDENCE 21/16 W0ED ST COM 2H | | | TIER : 2 0 | 235,150.86 | 0.0063636200 | 1,496.37 |
| 62915000 - CREEDENCE 21/16 W0ED ST COM 2H | | | TIER : 3 0 | 159,903.08 | 0.0063636200 | 1,017.60 |
| 62916000 - CREEDENCE 21/16 W1ED ST COM 1H | | | TIER : 2 0 | 234,711.81 | 0.0063636200 | 1,493.60 |
| 62916000 - CREEDENCE 21/16 W1ED ST COM 1H | | | TIER : 3 0 | 162,545.90 | 0.0063636200 | 1,034.39 |
| 62958000 - GAZELLE 22 B3MD FED COM 1H | | | TIER : 3 0 | 33,045.97 | 0.1954981900 | 6,460.42 |
| 72185000 - CREEDENCE 21/16 W0FC ST COM 4H | | | TIER : 1 0 | 1,369,494.45 | 0.0063636200 | 8,714.97 |
| 72185000 - CREEDENCE 21/16 W0FC ST COM 4H | | | TIER : 2 0 | 52,620.13 | 0.0063636200 | 334.85 |
| 72186000 - CREEDENCE 21/16 W1FC ST COM 3H | | | TIER : 1 0 | 102,188.46 | 0.0063636200 | 650.29 |
| 72186000 - CREEDENCE 21/16 W1FC ST COM 3H | | | TIER : 2 0 | 1,562.50 | 0.0063636200 | 9.94 |
| TOTAL CURRENT CHARGES | | | | 2,582,377.99 | | 38,388.22 |
| APPLIED ADVANCES | | | | | | |
| 62774000 - IBEX 10 B3MD FED COM 1H | | | | | | -2,067.44 |
| 62915000 - CREEDENCE 21/16 W0ED ST COM 2H | | | | | | -2,513.97 |
| 62916000 - CREEDENCE 21/16 W1ED ST COM 1H | | | | | | -2,527.99 |
| 72185000 - CREEDENCE 21/16 W0FC ST COM 4H | | | | | | -9,049.82 |
| 72186000 - CREEDENCE 21/16 W1FC ST COM 3H | | | | | | -660.23 |

01-31-2020

001

MEWBOURNE OIL COMPANY

Page 2

TOM M RAGSDALE
400 N SAM HOUSTON PARKWAY EAST
SUITE 601
HOUSTON, TX 77060

INVOICE NO.: 202001-11482
INVOICE DATE: 1-31-2020
OWNER: 035904-1
BILLING FOR: January 2020

APPLIED ADVANCES TOTAL**-16,819.45****INVOICE TOTAL****21,568.77****OUTSTANDING BALANCE****53,159.53**

PLEASE INDICATE INVOICE# 202001-11482
AND ACCOUNT# 035904-1
ON REMITTANCE
PAYMENT DUE 15 DAYS AFTER RECEIPT OF INVOICE PAYABLE IN US DOLLARS

FOR INQUIRIES, PLEASE CONTACT (903) 561-2900

01-31-2020

002

MEWBOURNE OIL COMPANY

Page 3

TOM M RAGSDALE
400 N SAM HOUSTON PARKWAY EAST
SUITE 601
HOUSTON, TX 77060

INVOICE NO.: 202001-11482
INVOICE DATE: 1-31-2020
OWNER: 035904-1
BILLING FOR: January 2020

| REFERENCE/DESCRIPTION OF CHARGES | | GROSS CHARGES | WORKING INTEREST | NET CHARGE |
|--|----------------------------|-----------------|------------------|------------|
| PROPERTY: 62390000 62390000-20 PRONGHORN 15 B3BO FED COM 1H | | | | |
| <u>Intangible Well Cost</u> | | | | |
| OVERHEAD FIXED RATE | MEWBOURNE OIL COMPANY | 3,129.31 | 0.068374750 | 213.97 |
| Total Intangible Well Cost Cost | | 3,129.31 | | 213.97 |
| 62390000-20 SUBTOTAL | | 3,129.31 | 213.97 | |
| PROPERTY: 62390000 62390000-30 PRONGHORN 15 B3BO FED COM 1H | | | | |
| <u>Lease Operating Expense</u> | | | | |
| CHEMICALS-WATER TREATING | IMPERATIVE CHEMICAL PART | 83.27 | 0.068374750 | 5.69 |
| CHEMICALS-WATER TREATING | IMPERATIVE CHEMICAL PART | 238.20 | 0.068374750 | 16.28 |
| CHEMICALS-WATER TREATING | IMPERATIVE CHEMICAL PART | 226.01 | 0.068374750 | 15.45 |
| COMPRESSOR MAINTENANCE | G&A FABRICATION LLC | 164.79 | 0.068374750 | 11.27 |
| COMPRESSOR RENTAL/SERVICES | TOTAL OPERATIONS & PRODU | 4,980.04 | 0.068374750 | 340.51 |
| COMPRESSOR RENTAL/SERVICES | TOTAL OPERATIONS & PRODU | 4,980.04 | 0.068374750 | 340.51 |
| COMPRESSOR RENTAL/SERVICES | BASELINE ENERGY SERVICES | 39.65 | 0.068374750 | 2.71 |
| COMPRESSOR RENTAL/SERVICES | GRAVITY OILFIELD SERVICES | 27.34 | 0.068374750 | 1.87 |
| COMPRESSOR RENTAL/SERVICES | GRAVITY OILFIELD SERVICES | 293.88 | 0.068374750 | 20.09 |
| COMPRESSOR RENTAL/SERVICES | GRAVITY OILFIELD SERVICES | 303.68 | 0.068374750 | 20.76 |
| CONTRACT SUPERVISION | PACE OILFIELD SERVICES INC | 27.70 | 0.068374750 | 1.90 |
| CONTRACT SUPERVISION | PACE OILFIELD SERVICES INC | 291.53 | 0.068374750 | 19.93 |
| CONTRACT SUPERVISION | PACE OILFIELD SERVICES INC | 291.53 | 0.068374750 | 19.93 |
| CONTRACT SUPERVISION | PACE OILFIELD SERVICES INC | 291.53 | 0.068374750 | 19.93 |
| CONTRACT SUPERVISION | PACE OILFIELD SERVICES INC | 291.53 | 0.068374750 | 19.93 |
| CONTRACT SUPERVISION | PACE OILFIELD SERVICES INC | 291.53 | 0.068374750 | 19.93 |
| CONTRACT SUPERVISION | PACE OILFIELD SERVICES INC | 291.53 | 0.068374750 | 19.93 |
| CONTRACT SUPERVISION | PACE OILFIELD SERVICES INC | 291.53 | 0.068374750 | 19.93 |
| FUEL, POWER & ELECTRICAL | XCEL ENERGY | 3,644.10 | 0.068374750 | 249.17 |
| FUEL, POWER & ELECTRICAL | PILOT THOMAS LOGISTICS LL | 86.13 | 0.068374750 | 5.89 |
| FUEL, POWER & ELECTRICAL | PILOT THOMAS LOGISTICS LL | 102.73 | 0.068374750 | 7.02 |
| FUEL, POWER & ELECTRICAL | PILOT THOMAS LOGISTICS LL | 28.49 | 0.068374750 | 1.95 |
| FUEL, POWER & ELECTRICAL | PILOT THOMAS LOGISTICS LL | 11.79 | 0.068374750 | 0.81 |
| FUEL, POWER & ELECTRICAL | PILOT THOMAS LOGISTICS LL | 27.66 | 0.068374750 | 1.89 |
| FUEL, POWER & ELECTRICAL | PILOT THOMAS LOGISTICS LL | 8.76 | 0.068374750 | 0.60 |
| FUEL, POWER & ELECTRICAL | PILOT THOMAS LOGISTICS LL | 7.27 | 0.068374750 | 0.50 |
| FUEL, POWER & ELECTRICAL | PILOT THOMAS LOGISTICS LL | 9.67 | 0.068374750 | 0.66 |
| FUEL, POWER & ELECTRICAL | PILOT THOMAS LOGISTICS LL | 22.59 | 0.068374750 | 1.54 |
| FUEL, POWER & ELECTRICAL | PILOT THOMAS LOGISTICS LL | 56.65 | 0.068374750 | 3.87 |
| FUEL, POWER & ELECTRICAL | PILOT THOMAS LOGISTICS LL | 42.44 | 0.068374750 | 2.90 |
| FUEL, POWER & ELECTRICAL | PILOT THOMAS LOGISTICS LL | 30.55 | 0.068374750 | 2.09 |
| FUEL, POWER & ELECTRICAL | PILOT THOMAS LOGISTICS LL | 45.16 | 0.068374750 | 3.09 |
| FUEL, POWER & ELECTRICAL | PILOT THOMAS LOGISTICS LL | 35.86 | 0.068374750 | 2.45 |
| LEASE MAINTENANCE | T&J VALVE | 514.27 | 0.068374750 | 35.16 |

01-31-2020

003

MEWBOURNE OIL COMPANY

Page 4

TOM M RAGSDALE
400 N SAM HOUSTON PARKWAY EAST
SUITE 601
HOUSTON, TX 77060

INVOICE NO.: 202001-11482
INVOICE DATE: 1-31-2020
OWNER: 035904-1
BILLING FOR: January 2020

| REFERENCE/DESCRIPTION OF CHARGES | | GROSS CHARGES | WORKING INTEREST | NET CHARGE |
|------------------------------------|---------------------------|---------------|------------------|------------|
| LEASE MAINTENANCE | AMERICAN MILLENNIUM COR | 25.70 | 0.068374750 | 1.76 |
| LEASE MAINTENANCE | K&S OILFIELD SUPPLIES LLC | 1,903.93 | 0.068374750 | 130.18 |
| LEASE MAINTENANCE | K&S OILFIELD SUPPLIES LLC | 56.78 | 0.068374750 | 3.88 |
| LEASE MAINTENANCE | K&S OILFIELD SUPPLIES LLC | 44.67 | 0.068374750 | 3.05 |
| LEASE MAINTENANCE | GUNS UP SERVICES | 45.99 | 0.068374750 | 3.14 |
| LEASE MAINTENANCE | GUNS UP SERVICES | 214.63 | 0.068374750 | 14.67 |
| LEASE MAINTENANCE | TURNCO ENTERPRISES LLC | 51.80 | 0.068374750 | 3.54 |
| LEASE MAINTENANCE | TURNCO ENTERPRISES LLC | 190.00 | 0.068374750 | 12.99 |
| LEASE MAINTENANCE | TURNCO ENTERPRISES LLC | 95.00 | 0.068374750 | 6.49 |
| LEASE MAINTENANCE | B & B WELDING INC | 553.09 | 0.068374750 | 37.82 |
| LEASE MAINTENANCE | AY TRUCKING INC | 216.82 | 0.068374750 | 14.83 |
| LEASE MAINTENANCE | MEWBOURNE OIL COMPANY | 247.50 | 0.068374750 | 16.92 |
| MISCELLANEOUS EQUIPMENT RENTAL | MEWBOURNE OIL COMPANY | 260.40 | 0.068374750 | 17.80 |
| MISCELLANEOUS EQUIPMENT RENTAL | D&H TRUCKING | -3,462.82 | 0.068374750 | -236.77 |
| OVERHEAD-FIXED RATE | MEWBOURNE OIL COMPANY | 813.96 | 0.068374750 | 55.65 |
| PUMPING | MEWBOURNE OIL COMPANY | 850.00 | 0.068374750 | 58.12 |
| PUMPING | MEWBOURNE OIL COMPANY | 637.50 | 0.068374750 | 43.59 |
| SALT WATER DISPOSAL | OWL SWD OPERATING LLC | 2,611.50 | 0.068374750 | 178.56 |
| SALT WATER DISPOSAL | OWL SWD OPERATING LLC | 2,919.14 | 0.068374750 | 199.60 |
| SALT WATER DISPOSAL | NGL WATER SOLUTIONS PERM | 1,783.77 | 0.068374750 | 121.96 |
| SALT WATER DISPOSAL | NGL WATER SOLUTIONS PERM | 3,333.07 | 0.068374750 | 227.90 |
| SALT WATER DISPOSAL | LIMESTONE BASIN PROPERTIE | 192.14 | 0.068374750 | 13.14 |
| SITE RESTORATION & EXCAVATION | TRINITY OILFIELD SERVICES | 45.06 | 0.068374750 | 3.08 |
| Total Lease Operating Expense Cost | | 31,709.06 | | 2,168.04 |

62390000-30 SUBTOTAL**31,709.06****2,168.04****PROPERTY 62390000 TOTAL****34,838.37****2,382.01****PROPERTY: 62391000 62391000-30 PRONGHORN 15 B3CN FED COM 1H**Lease Operating Expense

| | | | | |
|----------------------------|----------------------------|----------|-------------|-------|
| CHEMICALS-WATER TREATING | IMPERATIVE CHEMICAL PART | 130.85 | 0.068374750 | 8.95 |
| COMPANY SUPERVISION | MEWBOURNE OIL COMPANY | 1,200.00 | 0.068374750 | 82.05 |
| COMPANY SUPERVISION | MEWBOURNE OIL COMPANY | 1,200.00 | 0.068374750 | 82.05 |
| COMPANY SUPERVISION | MEWBOURNE OIL COMPANY | 1,200.00 | 0.068374750 | 82.05 |
| COMPANY SUPERVISION | MEWBOURNE OIL COMPANY | 1,008.00 | 0.068374750 | 68.92 |
| COMPRESSOR MAINTENANCE | G&A FABRICATION LLC | 164.21 | 0.068374750 | 11.23 |
| COMPRESSOR RENTAL/SERVICES | BASELINE ENERGY SERVICES | 22.22 | 0.068374750 | 1.52 |
| COMPRESSOR RENTAL/SERVICES | GRAVITY OILFIELD SERVICES | 14.62 | 0.068374750 | 1.00 |
| COMPRESSOR RENTAL/SERVICES | GRAVITY OILFIELD SERVICES | 157.19 | 0.068374750 | 10.75 |
| COMPRESSOR RENTAL/SERVICES | GRAVITY OILFIELD SERVICES | 162.42 | 0.068374750 | 11.11 |
| CONTRACT SUPERVISION | PACE OILFIELD SERVICES INC | 27.70 | 0.068374750 | 1.90 |
| CONTRACT SUPERVISION | PACE OILFIELD SERVICES INC | 291.52 | 0.068374750 | 19.93 |
| CONTRACT SUPERVISION | PACE OILFIELD SERVICES INC | 291.52 | 0.068374750 | 19.93 |

01-31-2020

004

MEWBOURNE OIL COMPANY

Page 5

TOM M RAGSDALE
400 N SAM HOUSTON PARKWAY EAST
SUITE 601
HOUSTON, TX 77060

INVOICE NO.: 202001-11482
INVOICE DATE: 1-31-2020
OWNER: 035904-1
BILLING FOR: January 2020

| REFERENCE/DESCRIPTION OF CHARGES | | GROSS CHARGES | WORKING INTEREST | NET CHARGE |
|------------------------------------|-----------------------------|------------------|---------------------|---------------|
| CONTRACT SUPERVISION | PACE OILFIELD SERVICES INC | 291.52 | 0.068374750 | 19.93 |
| CONTRACT SUPERVISION | PACE OILFIELD SERVICES INC | 291.52 | 0.068374750 | 19.93 |
| CONTRACT SUPERVISION | PACE OILFIELD SERVICES INC | 291.52 | 0.068374750 | 19.93 |
| CONTRACT SUPERVISION | PACE OILFIELD SERVICES INC | 291.52 | 0.068374750 | 19.93 |
| CONTRACT SUPERVISION | PACE OILFIELD SERVICES INC | 291.52 | 0.068374750 | 19.93 |
| FUEL, POWER & ELECTRICAL | XCEL ENERGY | 163.26 | 0.068374750 | 11.16 |
| FUEL, POWER & ELECTRICAL | PILOT THOMAS LOGISTICS LLA | 55.28 | 0.068374750 | 3.78 |
| FUEL, POWER & ELECTRICAL | PILOT THOMAS LOGISTICS LLA | 65.93 | 0.068374750 | 4.51 |
| FUEL, POWER & ELECTRICAL | PILOT THOMAS LOGISTICS LLA | 21.37 | 0.068374750 | 1.46 |
| FUEL, POWER & ELECTRICAL | PILOT THOMAS LOGISTICS LLA | 8.84 | 0.068374750 | 0.60 |
| FUEL, POWER & ELECTRICAL | PILOT THOMAS LOGISTICS LLA | 20.75 | 0.068374750 | 1.42 |
| FUEL, POWER & ELECTRICAL | PILOT THOMAS LOGISTICS LLA | 6.57 | 0.068374750 | 0.45 |
| FUEL, POWER & ELECTRICAL | PILOT THOMAS LOGISTICS LLA | 5.46 | 0.068374750 | 0.37 |
| FUEL, POWER & ELECTRICAL | PILOT THOMAS LOGISTICS LLA | 7.25 | 0.068374750 | 0.50 |
| FUEL, POWER & ELECTRICAL | PILOT THOMAS LOGISTICS LLA | 12.08 | 0.068374750 | 0.82 |
| FUEL, POWER & ELECTRICAL | PILOT THOMAS LOGISTICS LLA | 30.30 | 0.068374750 | 2.07 |
| FUEL, POWER & ELECTRICAL | PILOT THOMAS LOGISTICS LLA | 22.70 | 0.068374750 | 1.55 |
| FUEL, POWER & ELECTRICAL | PILOT THOMAS LOGISTICS LLA | 16.34 | 0.068374750 | 1.12 |
| FUEL, POWER & ELECTRICAL | PILOT THOMAS LOGISTICS LLA | 24.16 | 0.068374750 | 1.65 |
| FUEL, POWER & ELECTRICAL | PILOT THOMAS LOGISTICS LLA | 19.19 | 0.068374750 | 1.31 |
| LEASE MAINTENANCE | SUNDANCE SERVICES INC | 142.19 | 0.068374750 | 9.72 |
| LEASE MAINTENANCE | K&S OILFIELD SUPPLIES LLC | 92.12 | 0.068374750 | 6.30 |
| LEASE MAINTENANCE | K&S OILFIELD SUPPLIES LLC | 30.35 | 0.068374750 | 2.07 |
| LEASE MAINTENANCE | GUNS UP SERVICES | 214.62 | 0.068374750 | 14.67 |
| LEASE MAINTENANCE | TURNCO ENTERPRISES LLC | 51.77 | 0.068374750 | 3.54 |
| LEASE MAINTENANCE | TURNCO ENTERPRISES LLC | 95.00 | 0.068374750 | 6.49 |
| LEASE MAINTENANCE | AY TRUCKING INC | 226.02 | 0.068374750 | 15.46 |
| LEASE MAINTENANCE | AY TRUCKING INC | 354.79 | 0.068374750 | 24.26 |
| LEASE MAINTENANCE | LIMESTONE BASIN PROPERTIE | 1,500.00 | 0.068374750 | 102.56 |
| MISCELLANEOUS EQUIPMENT RENTAL | MEWBOURNE OIL COMPANY | 260.40 | 0.068374750 | 17.80 |
| OVERHEAD-FIXED RATE | MEWBOURNE OIL COMPANY | 813.96 | 0.068374750 | 55.65 |
| PUMPING | MEWBOURNE OIL COMPANY | 850.00 | 0.068374750 | 58.12 |
| PUMPING | MEWBOURNE OIL COMPANY | 637.50 | 0.068374750 | 43.59 |
| SALT WATER DISPOSAL | OWL SWD OPERATING LLC | 1,946.10 | 0.068374750 | 133.07 |
| SALT WATER DISPOSAL | OWL SWD OPERATING LLC | 1,595.16 | 0.068374750 | 109.07 |
| SALT WATER DISPOSAL | NGL WATER SOLUTIONS PERM | 1,337.82 | 0.068374750 | 91.47 |
| SALT WATER DISPOSAL | NGL WATER SOLUTIONS PERM | 1,782.80 | 0.068374750 | 121.90 |
| SALT WATER DISPOSAL | LIMESTONE BASIN PROPERTIE | 105.02 | 0.068374750 | 7.18 |
| SITE RESTORATION & EXCAVATION | TRINITY OILFIELD SERVICES & | 45.03 | 0.068374750 | 3.08 |
| Total Lease Operating Expense Cost | | 19,887.98 | | 1,359.81 |
| 62391000-30 SUBTOTAL | | 19,887.98 | 1,359.81 | |

01-31-2020

005

MEWBOURNE OIL COMPANY

Page 6

TOM M RAGSDALE
400 N SAM HOUSTON PARKWAY EAST
SUITE 601
HOUSTON, TX 77060

INVOICE NO.: 202001-11482
INVOICE DATE: 1-31-2020
OWNER: 035904-1
BILLING FOR: January 2020

| REFERENCE/DESCRIPTION OF CHARGES | GROSS CHARGES | WORKING INTEREST | NET CHARGE |
|--|------------------|------------------|------------|
| PROPERTY 62391000 TOTAL | 19,887.98 | 1,359.81 | |
| PROPERTY: 62392000 62392000-10 PRONGHORN 15 B3DM FED COM 1H | | | |
| <u>Tangible Well Cost</u> | | | |
| CASING (8.1" - 10.0") MEWBOURNE OIL COMPANY | 752.98 | 0.068374750 | 51.49 |
| Total Tangible Well Cost Cost | 752.98 | | 51.49 |
| 62392000-10 SUBTOTAL | 752.98 | 51.49 | |
| PROPERTY: 62392000 62392000-20 PRONGHORN 15 B3DM FED COM 1H | | | |
| <u>Intangible Well Cost</u> | | | |
| COMPANY SUPERVISION MEWBOURNE OIL COMPANY | -675.00 | 0.068374750 | -46.15 |
| COMPANY SUPERVISION MEWBOURNE OIL COMPANY | -675.00 | 0.068374750 | -46.15 |
| COMPANY SUPERVISION MEWBOURNE OIL COMPANY | -700.00 | 0.068374750 | -47.86 |
| COMPANY SUPERVISION MEWBOURNE OIL COMPANY | -700.00 | 0.068374750 | -47.86 |
| COMPANY SUPERVISION MEWBOURNE OIL COMPANY | -700.00 | 0.068374750 | -47.86 |
| COMPANY SUPERVISION MEWBOURNE OIL COMPANY | -700.00 | 0.068374750 | -47.86 |
| COMPANY SUPERVISION MEWBOURNE OIL COMPANY | -600.00 | 0.068374750 | -41.02 |
| COMPANY SUPERVISION MEWBOURNE OIL COMPANY | -600.00 | 0.068374750 | -41.02 |
| Total Intangible Well Cost Cost | -5,350.00 | | -365.78 |
| <u>Tangible Well Cost</u> | | | |
| CASING (4.1" - 6.0") MEWBOURNE OIL COMPANY | -1,090.67 | 0.068374750 | -74.57 |
| Total Tangible Well Cost Cost | -1,090.67 | | -74.57 |
| 62392000-20 SUBTOTAL | -6,440.67 | -440.35 | |
| PROPERTY: 62392000 62392000-30 PRONGHORN 15 B3DM FED COM 1H | | | |
| <u>Lease Operating Expense</u> | | | |
| CHEMICALS-WATER TREATING IMPERATIVE CHEMICAL PART | 130.85 | 0.068374750 | 8.95 |
| COMPANY SUPERVISION MEWBOURNE OIL COMPANY | 1,200.00 | 0.068374750 | 82.05 |
| COMPANY SUPERVISION MEWBOURNE OIL COMPANY | -600.00 | 0.068374750 | -41.02 |
| COMPANY SUPERVISION MEWBOURNE OIL COMPANY | 1,200.00 | 0.068374750 | 82.05 |
| COMPANY SUPERVISION MEWBOURNE OIL COMPANY | 1,200.00 | 0.068374750 | 82.05 |
| COMPANY SUPERVISION MEWBOURNE OIL COMPANY | 600.00 | 0.068374750 | 41.02 |
| COMPANY SUPERVISION MEWBOURNE OIL COMPANY | 600.00 | 0.068374750 | 41.02 |
| COMPRESSOR MAINTENANCE G&A FABRICATION LLC | 164.27 | 0.068374750 | 11.23 |
| COMPRESSOR RENTAL/SERVICES TOTAL OPERATIONS & PRODU | 4,980.04 | 0.068374750 | 340.51 |
| COMPRESSOR RENTAL/SERVICES TOTAL OPERATIONS & PRODU | 4,980.04 | 0.068374750 | 340.51 |
| COMPRESSOR RENTAL/SERVICES BASELINE ENERGY SERVICES | 19.35 | 0.068374750 | 1.32 |
| COMPRESSOR RENTAL/SERVICES GRAVITY OILFIELD SERVICES | 19.71 | 0.068374750 | 1.35 |
| COMPRESSOR RENTAL/SERVICES GRAVITY OILFIELD SERVICES | 211.86 | 0.068374750 | 14.49 |
| COMPRESSOR RENTAL/SERVICES GRAVITY OILFIELD SERVICES | 218.93 | 0.068374750 | 14.97 |
| CONTRACT SUPERVISION PACE OILFIELD SERVICES INC | 27.70 | 0.068374750 | 1.89 |
| CONTRACT SUPERVISION PACE OILFIELD SERVICES INC | 291.53 | 0.068374750 | 19.93 |
| CONTRACT SUPERVISION PACE OILFIELD SERVICES INC | 291.53 | 0.068374750 | 19.93 |

01-31-2020

006

MEWBOURNE OIL COMPANY

Page 7

TOM M RAGSDALE
400 N SAM HOUSTON PARKWAY EAST
SUITE 601
HOUSTON, TX 77060

INVOICE NO.: 202001-11482
INVOICE DATE: 1-31-2020
OWNER: 035904-1
BILLING FOR: January 2020

| REFERENCE/DESCRIPTION OF CHARGES | | GROSS CHARGES | WORKING INTEREST | NET CHARGE |
|----------------------------------|----------------------------|---------------|------------------|------------|
| CONTRACT SUPERVISION | PACE OILFIELD SERVICES INC | 291.53 | 0.068374750 | 19.93 |
| CONTRACT SUPERVISION | PACE OILFIELD SERVICES INC | 291.53 | 0.068374750 | 19.93 |
| CONTRACT SUPERVISION | PACE OILFIELD SERVICES INC | 291.53 | 0.068374750 | 19.93 |
| CONTRACT SUPERVISION | PACE OILFIELD SERVICES INC | 291.53 | 0.068374750 | 19.93 |
| CONTRACT SUPERVISION | PACE OILFIELD SERVICES INC | 291.53 | 0.068374750 | 19.93 |
| FUEL, POWER & ELECTRICAL | XCEL ENERGY | 4,022.86 | 0.068374750 | 275.06 |
| FUEL, POWER & ELECTRICAL | PILOT THOMAS LOGISTICS LLA | 41.14 | 0.068374750 | 2.81 |
| FUEL, POWER & ELECTRICAL | PILOT THOMAS LOGISTICS LLA | 49.06 | 0.068374750 | 3.36 |
| FUEL, POWER & ELECTRICAL | PILOT THOMAS LOGISTICS LLA | 25.43 | 0.068374750 | 1.74 |
| FUEL, POWER & ELECTRICAL | PILOT THOMAS LOGISTICS LLA | 10.52 | 0.068374750 | 0.72 |
| FUEL, POWER & ELECTRICAL | PILOT THOMAS LOGISTICS LLA | 24.69 | 0.068374750 | 1.69 |
| FUEL, POWER & ELECTRICAL | PILOT THOMAS LOGISTICS LLA | 7.82 | 0.068374750 | 0.53 |
| FUEL, POWER & ELECTRICAL | PILOT THOMAS LOGISTICS LLA | 6.50 | 0.068374750 | 0.44 |
| FUEL, POWER & ELECTRICAL | PILOT THOMAS LOGISTICS LLA | 8.63 | 0.068374750 | 0.59 |
| FUEL, POWER & ELECTRICAL | PILOT THOMAS LOGISTICS LLA | 16.28 | 0.068374750 | 1.11 |
| FUEL, POWER & ELECTRICAL | PILOT THOMAS LOGISTICS LLA | 40.83 | 0.068374750 | 2.79 |
| FUEL, POWER & ELECTRICAL | PILOT THOMAS LOGISTICS LLA | 30.59 | 0.068374750 | 2.09 |
| FUEL, POWER & ELECTRICAL | PILOT THOMAS LOGISTICS LLA | 22.02 | 0.068374750 | 1.51 |
| FUEL, POWER & ELECTRICAL | PILOT THOMAS LOGISTICS LLA | 32.56 | 0.068374750 | 2.23 |
| FUEL, POWER & ELECTRICAL | PILOT THOMAS LOGISTICS LLA | 25.86 | 0.068374750 | 1.77 |
| LEASE MAINTENANCE | SUNDANCE SERVICES INC | 142.19 | 0.068374750 | 9.72 |
| LEASE MAINTENANCE | K&S OILFIELD SUPPLIES LLC | 937.07 | 0.068374750 | 64.07 |
| LEASE MAINTENANCE | K&S OILFIELD SUPPLIES LLC | 92.14 | 0.068374750 | 6.30 |
| LEASE MAINTENANCE | K&S OILFIELD SUPPLIES LLC | 26.97 | 0.068374750 | 1.85 |
| LEASE MAINTENANCE | GUNS UP SERVICES | 214.63 | 0.068374750 | 14.67 |
| LEASE MAINTENANCE | TURNCO ENTERPRISES LLC | 51.79 | 0.068374750 | 3.54 |
| LEASE MAINTENANCE | TURNCO ENTERPRISES LLC | 475.00 | 0.068374750 | 32.48 |
| LEASE MAINTENANCE | TURNCO ENTERPRISES LLC | 95.00 | 0.068374750 | 6.49 |
| LEASE MAINTENANCE | EP&S LLC | 565.64 | 0.068374750 | 38.67 |
| LEASE MAINTENANCE | AY TRUCKING INC | 226.02 | 0.068374750 | 15.45 |
| LEASE MAINTENANCE | AY TRUCKING INC | 354.80 | 0.068374750 | 24.26 |
| LEASE MAINTENANCE | LIMESTONE BASIN PROPERTIE | 1,500.00 | 0.068374750 | 102.56 |
| MISCELLANEOUS EQUIPMENT RENTAL | MEWBOURNE OIL COMPANY | 260.40 | 0.068374750 | 17.80 |
| OVERHEAD-FIXED RATE | MEWBOURNE OIL COMPANY | 813.99 | 0.068374750 | 55.66 |
| PUMPING | MEWBOURNE OIL COMPANY | 850.00 | 0.068374750 | 58.12 |
| PUMPING | MEWBOURNE OIL COMPANY | 637.50 | 0.068374750 | 43.59 |
| SALT WATER DISPOSAL | OWL SWD OPERATING LLC | 2,351.72 | 0.068374750 | 160.80 |
| SALT WATER DISPOSAL | OWL SWD OPERATING LLC | 2,136.75 | 0.068374750 | 146.10 |
| SALT WATER DISPOSAL | NGL WATER SOLUTIONS PERM | 1,592.65 | 0.068374750 | 108.90 |
| SALT WATER DISPOSAL | NGL WATER SOLUTIONS PERM | 2,402.91 | 0.068374750 | 164.30 |
| SALT WATER DISPOSAL | LIMESTONE BASIN PROPERTIE | 140.63 | 0.068374750 | 9.61 |
| SALT WATER DISPOSAL | RAZ OIL AND GAS | 89.15 | 0.068374750 | 6.09 |

01-31-2020

007

MEWBOURNE OIL COMPANY

Page 8

TOM M RAGSDALE
400 N SAM HOUSTON PARKWAY EAST
SUITE 601
HOUSTON, TX 77060

INVOICE NO.: 202001-11482
INVOICE DATE: 1-31-2020
OWNER: 035904-1
BILLING FOR: January 2020

| REFERENCE/DESCRIPTION OF CHARGES | | GROSS CHARGES | WORKING INTEREST | NET CHARGE |
|---|-----------------------------|------------------|------------------|------------|
| SITE RESTORATION & EXCAVATION | TRINITY OILFIELD SERVICES & | 45.05 | 0.068374750 | 3.08 |
| Total Lease Operating Expense Cost | | 37,360.25 | | 2,554.45 |
| 62392000-30 SUBTOTAL | | 37,360.25 | 2,554.45 | |
| PROPERTY 62392000 TOTAL | | 31,672.56 | 2,165.59 | |
| PROPERTY: 62774000 62774000-30 IBEX 10 B3MD FED COM 1H | | | | |
| <u>Lease Operating Expense</u> | | | | |
| COMPRESSOR MAINTENANCE | G&A FABRICATION LLC | 164.74 | 0.051908860 | 8.55 |
| COMPRESSOR RENTAL/SERVICES | BASELINE ENERGY SERVICES | 72.52 | 0.051908860 | 3.76 |
| COMPRESSOR RENTAL/SERVICES | GRAVITY OILFIELD SERVICES | 57.22 | 0.051908860 | 2.97 |
| COMPRESSOR RENTAL/SERVICES | GRAVITY OILFIELD SERVICES | 615.09 | 0.051908860 | 31.93 |
| COMPRESSOR RENTAL/SERVICES | GRAVITY OILFIELD SERVICES | 635.59 | 0.051908860 | 32.99 |
| COMPRESSOR RENTAL/SERVICES | AUTOMATED WELLHEAD COM | 4,642.00 | 0.051908860 | 240.96 |
| CONTRACT SUPERVISION | PACE OILFIELD SERVICES INC | 27.70 | 0.051908860 | 1.44 |
| CONTRACT SUPERVISION | PACE OILFIELD SERVICES INC | 291.50 | 0.051908860 | 15.13 |
| CONTRACT SUPERVISION | PACE OILFIELD SERVICES INC | 291.50 | 0.051908860 | 15.13 |
| CONTRACT SUPERVISION | PACE OILFIELD SERVICES INC | 291.50 | 0.051908860 | 15.13 |
| CONTRACT SUPERVISION | PACE OILFIELD SERVICES INC | 291.50 | 0.051908860 | 15.13 |
| CONTRACT SUPERVISION | PACE OILFIELD SERVICES INC | 291.50 | 0.051908860 | 15.13 |
| CONTRACT SUPERVISION | PACE OILFIELD SERVICES INC | 291.50 | 0.051908860 | 15.13 |
| CONTRACT SUPERVISION | PACE OILFIELD SERVICES INC | 291.50 | 0.051908860 | 15.13 |
| FUEL, POWER & ELECTRICAL | XCEL ENERGY | 409.71 | 0.051908860 | 21.27 |
| FUEL, POWER & ELECTRICAL | PILOT THOMAS LOGISTICS LL | 141.41 | 0.051908860 | 7.34 |
| FUEL, POWER & ELECTRICAL | PILOT THOMAS LOGISTICS LL | 168.65 | 0.051908860 | 8.75 |
| FUEL, POWER & ELECTRICAL | PILOT THOMAS LOGISTICS LL | 61.03 | 0.051908860 | 3.17 |
| FUEL, POWER & ELECTRICAL | PILOT THOMAS LOGISTICS LL | 25.26 | 0.051908860 | 1.31 |
| FUEL, POWER & ELECTRICAL | PILOT THOMAS LOGISTICS LL | 59.27 | 0.051908860 | 3.08 |
| FUEL, POWER & ELECTRICAL | PILOT THOMAS LOGISTICS LL | 18.77 | 0.051908860 | 0.97 |
| FUEL, POWER & ELECTRICAL | PILOT THOMAS LOGISTICS LL | 15.60 | 0.051908860 | 0.81 |
| FUEL, POWER & ELECTRICAL | PILOT THOMAS LOGISTICS LL | 20.73 | 0.051908860 | 1.08 |
| FUEL, POWER & ELECTRICAL | PILOT THOMAS LOGISTICS LL | 47.29 | 0.051908860 | 2.46 |
| FUEL, POWER & ELECTRICAL | PILOT THOMAS LOGISTICS LL | 118.55 | 0.051908860 | 6.16 |
| FUEL, POWER & ELECTRICAL | PILOT THOMAS LOGISTICS LL | 88.82 | 0.051908860 | 4.61 |
| FUEL, POWER & ELECTRICAL | PILOT THOMAS LOGISTICS LL | 63.93 | 0.051908860 | 3.32 |
| FUEL, POWER & ELECTRICAL | PILOT THOMAS LOGISTICS LL | 94.53 | 0.051908860 | 4.91 |
| FUEL, POWER & ELECTRICAL | PILOT THOMAS LOGISTICS LL | 75.05 | 0.051908860 | 3.90 |
| LEASE MAINTENANCE | T&J VALVE | 240.08 | 0.051908860 | 12.46 |
| LEASE MAINTENANCE | AMERICAN MILLENNIUM COR | 25.70 | 0.051908860 | 1.34 |
| LEASE MAINTENANCE | K&S OILFIELD SUPPLIES LLC | 1,553.67 | 0.051908860 | 80.65 |
| LEASE MAINTENANCE | K&S OILFIELD SUPPLIES LLC | 59.79 | 0.051908860 | 3.10 |
| LEASE MAINTENANCE | K&S OILFIELD SUPPLIES LLC | 378.44 | 0.051908860 | 19.64 |
| LEASE MAINTENANCE | K&S OILFIELD SUPPLIES LLC | 85.97 | 0.051908860 | 4.46 |

01-31-2020

008

MEWBOURNE OIL COMPANY

Page 9

TOM M RAGSDALE
400 N SAM HOUSTON PARKWAY EAST
SUITE 601
HOUSTON, TX 77060

INVOICE NO.: 202001-11482
INVOICE DATE: 1-31-2020
OWNER: 035904-1
BILLING FOR: January 2020

| REFERENCE/DESCRIPTION OF CHARGES | | GROSS CHARGES | WORKING INTEREST | NET CHARGE |
|------------------------------------|-----------------------------|---------------|------------------|------------|
| LEASE MAINTENANCE | TURNCO ENTERPRISES LLC | 51.77 | 0.051908860 | 2.68 |
| LEASE MAINTENANCE | LIMESTONE BASIN PROPERTIE | 1,500.00 | 0.051908860 | 77.86 |
| MISCELLANEOUS EQUIPMENT RENTAL | MEWBOURNE OIL COMPANY | 260.40 | 0.051908860 | 13.51 |
| OVERHEAD-FIXED RATE | MEWBOURNE OIL COMPANY | 837.60 | 0.051908860 | 43.48 |
| PUMPING | MEWBOURNE OIL COMPANY | 850.00 | 0.051908860 | 44.12 |
| PUMPING | MEWBOURNE OIL COMPANY | 637.50 | 0.051908860 | 33.09 |
| SALT WATER DISPOSAL | OWL SWD OPERATING LLC | 5,689.40 | 0.051908860 | 295.33 |
| SALT WATER DISPOSAL | OWL SWD OPERATING LLC | 6,155.80 | 0.051908860 | 319.54 |
| SALT WATER DISPOSAL | NGL WATER SOLUTIONS PERM | 3,822.36 | 0.051908860 | 198.41 |
| SALT WATER DISPOSAL | NGL WATER SOLUTIONS PERM | 6,976.20 | 0.051908860 | 362.13 |
| SALT WATER DISPOSAL | LIMESTONE BASIN PROPERTIE | 405.19 | 0.051908860 | 21.03 |
| SITE RESTORATION & EXCAVATION | TRINITY OILFIELD SERVICES & | 45.03 | 0.051908860 | 2.34 |
| TREATING,DEHYDRATION,METERING | PRO-KEM INC | 294.94 | 0.051908860 | 15.31 |
| TREATING,DEHYDRATION,METERING | PRO-KEM INC | 294.94 | 0.051908860 | 15.31 |
| Total Lease Operating Expense Cost | | 39,828.74 | | 2,067.44 |

62774000-30 SUBTOTAL

39,828.74

2,067.44

PROPERTY 62774000 TOTAL

39,828.74

2,067.44

62774000PREPAYMENTS

-2,067.44

PROPERTY: 62775000 62775000-30 IBEX 10 B3NC FED COM 1H

Lease Operating Expense

| | | | | |
|----------------------------|----------------------------|----------|-------------|--------|
| CHEMICALS-WATER TREATING | IMPERATIVE CHEMICAL PART | 500.18 | 0.051908860 | 25.96 |
| CHEMICALS-WATER TREATING | IMPERATIVE CHEMICAL PART | 166.53 | 0.051908860 | 8.64 |
| CHEMICALS-WATER TREATING | IMPERATIVE CHEMICAL PART | 595.34 | 0.051908860 | 30.90 |
| CHEMICALS-WATER TREATING | IMPERATIVE CHEMICAL PART | 705.37 | 0.051908860 | 36.61 |
| COMPRESSOR MAINTENANCE | G&A FABRICATION LLC | 164.79 | 0.051908860 | 8.55 |
| COMPRESSOR RENTAL/SERVICES | SERVICE COMPRESSION LLC | 4,871.35 | 0.051908860 | 252.87 |
| COMPRESSOR RENTAL/SERVICES | BASLINE ENERGY SERVICES | 32.87 | 0.051908860 | 1.70 |
| COMPRESSOR RENTAL/SERVICES | GRAVITY OILFIELD SERVICES | 36.24 | 0.051908860 | 1.88 |
| COMPRESSOR RENTAL/SERVICES | GRAVITY OILFIELD SERVICES | 389.56 | 0.051908860 | 20.22 |
| COMPRESSOR RENTAL/SERVICES | GRAVITY OILFIELD SERVICES | 402.54 | 0.051908860 | 20.90 |
| CONTRACT SUPERVISION | PACE OILFIELD SERVICES INC | 27.70 | 0.051908860 | 1.44 |
| CONTRACT SUPERVISION | PACE OILFIELD SERVICES INC | 291.50 | 0.051908860 | 15.13 |
| CONTRACT SUPERVISION | PACE OILFIELD SERVICES INC | 291.50 | 0.051908860 | 15.13 |
| CONTRACT SUPERVISION | PACE OILFIELD SERVICES INC | 291.50 | 0.051908860 | 15.13 |
| CONTRACT SUPERVISION | PACE OILFIELD SERVICES INC | 291.50 | 0.051908860 | 15.13 |
| CONTRACT SUPERVISION | PACE OILFIELD SERVICES INC | 291.50 | 0.051908860 | 15.13 |
| CONTRACT SUPERVISION | PACE OILFIELD SERVICES INC | 291.50 | 0.051908860 | 15.13 |
| FUEL, POWER & ELECTRICAL | XCEL ENERGY | 413.54 | 0.051908860 | 21.47 |
| FUEL, POWER & ELECTRICAL | PILOT THOMAS LOGISTICS LL | 97.70 | 0.051908860 | 5.07 |
| FUEL, POWER & ELECTRICAL | PILOT THOMAS LOGISTICS LL | 116.52 | 0.051908860 | 6.05 |

01-31-2020

009

MEWBOURNE OIL COMPANY

Page 10

TOM M RAGSDALE
400 N SAM HOUSTON PARKWAY EAST
SUITE 601
HOUSTON, TX 77060

INVOICE NO.: 202001-11482
INVOICE DATE: 1-31-2020
OWNER: 035904-1
BILLING FOR: January 2020

| REFERENCE/DESCRIPTION OF CHARGES | | GROSS CHARGES | WORKING INTEREST | NET CHARGE |
|------------------------------------|-----------------------------|---------------|------------------|------------|
| FUEL, POWER & ELECTRICAL | PILOT THOMAS LOGISTICS LLA | 57.99 | 0.051908860 | 3.01 |
| FUEL, POWER & ELECTRICAL | PILOT THOMAS LOGISTICS LLA | 24.00 | 0.051908860 | 1.25 |
| FUEL, POWER & ELECTRICAL | PILOT THOMAS LOGISTICS LLA | 56.31 | 0.051908860 | 2.92 |
| FUEL, POWER & ELECTRICAL | PILOT THOMAS LOGISTICS LLA | 17.84 | 0.051908860 | 0.93 |
| FUEL, POWER & ELECTRICAL | PILOT THOMAS LOGISTICS LLA | 14.82 | 0.051908860 | 0.77 |
| FUEL, POWER & ELECTRICAL | PILOT THOMAS LOGISTICS LLA | 19.70 | 0.051908860 | 1.02 |
| FUEL, POWER & ELECTRICAL | PILOT THOMAS LOGISTICS LLA | 29.95 | 0.051908860 | 1.56 |
| FUEL, POWER & ELECTRICAL | PILOT THOMAS LOGISTICS LLA | 75.09 | 0.051908860 | 3.90 |
| FUEL, POWER & ELECTRICAL | PILOT THOMAS LOGISTICS LLA | 56.25 | 0.051908860 | 2.92 |
| FUEL, POWER & ELECTRICAL | PILOT THOMAS LOGISTICS LLA | 40.48 | 0.051908860 | 2.10 |
| FUEL, POWER & ELECTRICAL | PILOT THOMAS LOGISTICS LLA | 59.87 | 0.051908860 | 3.11 |
| FUEL, POWER & ELECTRICAL | PILOT THOMAS LOGISTICS LLA | 47.54 | 0.051908860 | 2.47 |
| LEASE MAINTENANCE | CUSTOM WELDING OF HOBBS | 3,486.09 | 0.051908860 | 180.96 |
| LEASE MAINTENANCE | AMERICAN MILLENNIUM COR | 25.70 | 0.051908860 | 1.33 |
| LEASE MAINTENANCE | K&S OILFIELD SUPPLIES LLC | 59.82 | 0.051908860 | 3.11 |
| LEASE MAINTENANCE | K&S OILFIELD SUPPLIES LLC | 378.45 | 0.051908860 | 19.64 |
| LEASE MAINTENANCE | K&S OILFIELD SUPPLIES LLC | 52.26 | 0.051908860 | 2.71 |
| LEASE MAINTENANCE | TURNCO ENTERPRISES LLC | 51.77 | 0.051908860 | 2.68 |
| LEASE MAINTENANCE | TRINITY OILFIELD SERVICES & | 685.75 | 0.051908860 | 35.60 |
| LEASE MAINTENANCE | LIMESTONE BASIN PROPERTIE | 1,500.00 | 0.051908860 | 77.86 |
| MISCELLANEOUS EQUIPMENT RENTAL | MEWBOURNE OIL COMPANY | 260.40 | 0.051908860 | 13.52 |
| OVERHEAD-FIXED RATE | MEWBOURNE OIL COMPANY | 837.60 | 0.051908860 | 43.48 |
| PUMPING | MEWBOURNE OIL COMPANY | 850.00 | 0.051908860 | 44.12 |
| PUMPING | MEWBOURNE OIL COMPANY | 637.50 | 0.051908860 | 33.09 |
| SALT WATER DISPOSAL | OWL SWD OPERATING LLC | 5,378.73 | 0.051908860 | 279.20 |
| SALT WATER DISPOSAL | OWL SWD OPERATING LLC | 3,901.31 | 0.051908860 | 202.51 |
| SALT WATER DISPOSAL | NGL WATER SOLUTIONS PERM | 3,631.25 | 0.051908860 | 188.49 |
| SALT WATER DISPOSAL | NGL WATER SOLUTIONS PERM | 4,418.26 | 0.051908860 | 229.35 |
| SALT WATER DISPOSAL | LIMESTONE BASIN PROPERTIE | 256.80 | 0.051908860 | 13.33 |
| SITE RESTORATION & EXCAVATION | TRINITY OILFIELD SERVICES & | 45.03 | 0.051908860 | 2.34 |
| TREATING,DEHYDRATION,METERING | PRO-KEM INC | 294.94 | 0.051908860 | 15.31 |
| Total Lease Operating Expense Cost | | 37,812.23 | | 1,962.76 |

62775000-30 SUBTOTAL

37,812.23

1,962.76

PROPERTY 62775000 TOTAL

37,812.23

1,962.76

PROPERTY: 62776000 62776000-30 IBEX 10 B3OB FED COM 1H

Lease Operating Expense

| | | | | |
|----------------------------|--------------------------|----------|-------------|--------|
| CHEMICALS-WATER TREATING | IMPERATIVE CHEMICAL PART | 83.27 | 0.031093200 | 2.59 |
| CHEMICALS-WATER TREATING | IMPERATIVE CHEMICAL PART | 238.20 | 0.031093200 | 7.41 |
| CHEMICALS-WATER TREATING | IMPERATIVE CHEMICAL PART | 226.01 | 0.031093200 | 7.03 |
| COMPRESSOR MAINTENANCE | G&A FABRICATION LLC | 164.74 | 0.031093200 | 5.12 |
| COMPRESSOR RENTAL/SERVICES | NATURAL GAS SERVICES GRO | 4,199.74 | 0.031093200 | 130.58 |

01-31-2020

010

MEWBOURNE OIL COMPANY

Page 11

TOM M RAGSDALE
400 N SAM HOUSTON PARKWAY EAST
SUITE 601
HOUSTON, TX 77060

INVOICE NO.: 202001-11482
INVOICE DATE: 1-31-2020
OWNER: 035904-1
BILLING FOR: January 2020

| REFERENCE/DESCRIPTION OF CHARGES | | GROSS CHARGES | WORKING INTEREST | NET CHARGE |
|----------------------------------|----------------------------|---------------|------------------|------------|
| COMPRESSOR RENTAL/SERVICES | BASELINE ENERGY SERVICES | 43.50 | 0.031093200 | 1.35 |
| COMPRESSOR RENTAL/SERVICES | GRAVITY OILFIELD SERVICES | 43.23 | 0.031093200 | 1.34 |
| COMPRESSOR RENTAL/SERVICES | GRAVITY OILFIELD SERVICES | 464.73 | 0.031093200 | 14.45 |
| COMPRESSOR RENTAL/SERVICES | GRAVITY OILFIELD SERVICES | 480.22 | 0.031093200 | 14.93 |
| CONTRACT SUPERVISION | PACE OILFIELD SERVICES INC | 27.70 | 0.031093200 | 0.86 |
| CONTRACT SUPERVISION | PACE OILFIELD SERVICES INC | 291.53 | 0.031093200 | 9.06 |
| CONTRACT SUPERVISION | PACE OILFIELD SERVICES INC | 291.53 | 0.031093200 | 9.06 |
| CONTRACT SUPERVISION | PACE OILFIELD SERVICES INC | 291.53 | 0.031093200 | 9.06 |
| CONTRACT SUPERVISION | PACE OILFIELD SERVICES INC | 291.53 | 0.031093200 | 9.06 |
| CONTRACT SUPERVISION | PACE OILFIELD SERVICES INC | 291.53 | 0.031093200 | 9.06 |
| CONTRACT SUPERVISION | PACE OILFIELD SERVICES INC | 291.53 | 0.031093200 | 9.06 |
| CONTRACT SUPERVISION | PACE OILFIELD SERVICES INC | 291.53 | 0.031093200 | 9.06 |
| FUEL, POWER & ELECTRICAL | XCEL ENERGY | 328.53 | 0.031093200 | 10.21 |
| FUEL, POWER & ELECTRICAL | PILOT THOMAS LOGISTICS LLC | 78.41 | 0.031093200 | 2.44 |
| FUEL, POWER & ELECTRICAL | PILOT THOMAS LOGISTICS LLC | 93.53 | 0.031093200 | 2.91 |
| FUEL, POWER & ELECTRICAL | PILOT THOMAS LOGISTICS LLC | 50.86 | 0.031093200 | 1.58 |
| FUEL, POWER & ELECTRICAL | PILOT THOMAS LOGISTICS LLC | 21.05 | 0.031093200 | 0.66 |
| FUEL, POWER & ELECTRICAL | PILOT THOMAS LOGISTICS LLC | 49.39 | 0.031093200 | 1.53 |
| FUEL, POWER & ELECTRICAL | PILOT THOMAS LOGISTICS LLC | 15.64 | 0.031093200 | 0.49 |
| FUEL, POWER & ELECTRICAL | PILOT THOMAS LOGISTICS LLC | 12.99 | 0.031093200 | 0.40 |
| FUEL, POWER & ELECTRICAL | PILOT THOMAS LOGISTICS LLC | 17.28 | 0.031093200 | 0.54 |
| FUEL, POWER & ELECTRICAL | PILOT THOMAS LOGISTICS LLC | 35.72 | 0.031093200 | 1.11 |
| FUEL, POWER & ELECTRICAL | PILOT THOMAS LOGISTICS LLC | 89.58 | 0.031093200 | 2.78 |
| FUEL, POWER & ELECTRICAL | PILOT THOMAS LOGISTICS LLC | 67.11 | 0.031093200 | 2.09 |
| FUEL, POWER & ELECTRICAL | PILOT THOMAS LOGISTICS LLC | 48.30 | 0.031093200 | 1.50 |
| FUEL, POWER & ELECTRICAL | PILOT THOMAS LOGISTICS LLC | 71.42 | 0.031093200 | 2.22 |
| FUEL, POWER & ELECTRICAL | PILOT THOMAS LOGISTICS LLC | 56.71 | 0.031093200 | 1.76 |
| LEASE MAINTENANCE | T&J VALVE | 706.46 | 0.031093200 | 21.97 |
| LEASE MAINTENANCE | AMERICAN MILLENNIUM CORP | 25.70 | 0.031093200 | 0.80 |
| LEASE MAINTENANCE | K&S OILFIELD SUPPLIES LLC | 56.74 | 0.031093200 | 1.76 |
| LEASE MAINTENANCE | K&S OILFIELD SUPPLIES LLC | 31.19 | 0.031093200 | 0.97 |
| LEASE MAINTENANCE | GUNS UP SERVICES | 45.99 | 0.031093200 | 1.43 |
| LEASE MAINTENANCE | GUNS UP SERVICES | 214.62 | 0.031093200 | 6.67 |
| LEASE MAINTENANCE | TURNCO ENTERPRISES LLC | 51.80 | 0.031093200 | 1.61 |
| LEASE MAINTENANCE | TURNCO ENTERPRISES LLC | 190.00 | 0.031093200 | 5.91 |
| LEASE MAINTENANCE | TURNCO ENTERPRISES LLC | 95.00 | 0.031093200 | 2.95 |
| LEASE MAINTENANCE | B & B WELDING INC | 553.13 | 0.031093200 | 17.20 |
| LEASE MAINTENANCE | AY TRUCKING INC | 216.82 | 0.031093200 | 6.74 |
| LEASE MAINTENANCE | MEWBOURNE OIL COMPANY | 247.50 | 0.031093200 | 7.70 |
| MISCELLANEOUS EQUIPMENT RENTAL | MEWBOURNE OIL COMPANY | 260.40 | 0.031093200 | 8.10 |
| MISCELLANEOUS EQUIPMENT RENTAL | D&H TRUCKING | 3,462.82 | 0.031093200 | 107.67 |
| OVERHEAD-FIXED RATE | MEWBOURNE OIL COMPANY | 837.60 | 0.031093200 | 26.04 |

01-31-2020

011

MEWBOURNE OIL COMPANY

Page 12

TOM M RAGSDALE
400 N SAM HOUSTON PARKWAY EAST
SUITE 601
HOUSTON, TX 77060

INVOICE NO.: 202001-11482
INVOICE DATE: 1-31-2020
OWNER: 035904-1
BILLING FOR: January 2020

| REFERENCE/DESCRIPTION OF CHARGES | | GROSS CHARGES | WORKING INTEREST | NET CHARGE |
|--|-----------------------------|------------------|------------------|-----------------|
| PUMPING | MEWBOURNE OIL COMPANY | 850.00 | 0.031093200 | 26.43 |
| PUMPING | MEWBOURNE OIL COMPANY | 637.50 | 0.031093200 | 19.82 |
| SALT WATER DISPOSAL | OWL SWD OPERATING LLC | 4,677.62 | 0.031093200 | 145.44 |
| SALT WATER DISPOSAL | OWL SWD OPERATING LLC | 4,673.82 | 0.031093200 | 145.32 |
| SALT WATER DISPOSAL | NGL WATER SOLUTIONS PERM | 3,185.30 | 0.031093200 | 99.04 |
| SALT WATER DISPOSAL | NGL WATER SOLUTIONS PERM | 5,270.91 | 0.031093200 | 163.89 |
| SALT WATER DISPOSAL | LIMESTONE BASIN PROPERTIE | 307.66 | 0.031093200 | 9.57 |
| SALT WATER DISPOSAL | RAZ OIL AND GAS | 89.15 | 0.031093200 | 2.77 |
| SITE RESTORATION & EXCAVATION | TRINITY OILFIELD SERVICES & | 45.06 | 0.031093200 | 1.40 |
| Total Lease Operating Expense Cost | | 35,781.36 | | 1,112.50 |
| 62776000-30 SUBTOTAL | | 35,781.36 | | 1,112.50 |
| PROPERTY 62776000 TOTAL | | 35,781.36 | | 1,112.50 |
| PROPERTY: 62906000 62906000-30 GAZELLE 22 B2MD FED COM 2H | | | | |
| <u>Lease Operating Expense</u> | | | | |
| CHEMICALS-OIL TREATING | EP&S LLC | 44.50 | 0.195498190 | 8.70 |
| CHEMICALS-WATER TREATING | IMPERATIVE CHEMICAL PART | 476.10 | 0.195498190 | 93.08 |
| CHEMICALS-WATER TREATING | IMPERATIVE CHEMICAL PART | 404.73 | 0.195498190 | 79.12 |
| CHEMICALS-WATER TREATING | IMPERATIVE CHEMICAL PART | 213.23 | 0.195498190 | 41.68 |
| CHEMICALS-WATER TREATING | IMPERATIVE CHEMICAL PART | 61.81 | 0.195498190 | 12.09 |
| CHEMICALS-WATER TREATING | IMPERATIVE CHEMICAL PART | 247.27 | 0.195498190 | 48.34 |
| CHEMICALS-WATER TREATING | IMPERATIVE CHEMICAL PART | 200.73 | 0.195498190 | 39.24 |
| CHEMICALS-WATER TREATING | IMPERATIVE CHEMICAL PART | 120.14 | 0.195498190 | 23.49 |
| COMPANY SUPERVISION | MEWBOURNE OIL COMPANY | 300.00 | 0.195498190 | 58.65 |
| COMPANY SUPERVISION | MEWBOURNE OIL COMPANY | 600.00 | 0.195498190 | 117.30 |
| COMPRESSOR MAINTENANCE | G&A FABRICATION LLC | 136.76 | 0.195498190 | 26.74 |
| COMPRESSOR MAINTENANCE | G&A FABRICATION LLC | 69.45 | 0.195498190 | 13.58 |
| COMPRESSOR MAINTENANCE | G&A FABRICATION LLC | 75.94 | 0.195498190 | 14.84 |
| COMPRESSOR MAINTENANCE | G&A FABRICATION LLC | 130.54 | 0.195498190 | 25.52 |
| COMPRESSOR MAINTENANCE | G&A FABRICATION LLC | 110.99 | 0.195498190 | 21.70 |
| COMPRESSOR MAINTENANCE | G&A FABRICATION LLC | 81.80 | 0.195498190 | 15.99 |
| COMPRESSOR MAINTENANCE | G&A FABRICATION LLC | 155.24 | 0.195498190 | 30.36 |
| COMPRESSOR MAINTENANCE | G&A FABRICATION LLC | 70.50 | 0.195498190 | 13.78 |
| COMPRESSOR MAINTENANCE | G&A FABRICATION LLC | 76.99 | 0.195498190 | 15.05 |
| COMPRESSOR RENTAL/SERVICES | NATURAL GAS SERVICES GRO | 3,837.06 | 0.195498190 | 750.14 |
| COMPRESSOR RENTAL/SERVICES | GUNS UP SERVICES | 120.73 | 0.195498190 | 23.60 |
| COMPRESSOR RENTAL/SERVICES | GUNS UP SERVICES | 150.78 | 0.195498190 | 29.47 |
| COMPRESSOR RENTAL/SERVICES | BASELINE ENERGY SERVICES | 63.82 | 0.195498190 | 12.48 |
| COMPRESSOR RENTAL/SERVICES | GRAVITY OILFIELD SERVICES | 19.07 | 0.195498190 | 3.73 |
| COMPRESSOR RENTAL/SERVICES | GRAVITY OILFIELD SERVICES | 205.03 | 0.195498190 | 40.08 |
| COMPRESSOR RENTAL/SERVICES | GRAVITY OILFIELD SERVICES | 211.86 | 0.195498190 | 41.42 |
| CONTRACT SUPERVISION | PACE OILFIELD SERVICES INC | 27.71 | 0.195498190 | 5.42 |

01-31-2020

012

MEWBOURNE OIL COMPANY

Page 13

TOM M RAGSDALE
400 N SAM HOUSTON PARKWAY EAST
SUITE 601
HOUSTON, TX 77060

INVOICE NO.: 202001-11482
INVOICE DATE: 1-31-2020
OWNER: 035904-1
BILLING FOR: January 2020

| REFERENCE/DESCRIPTION OF CHARGES | | GROSS CHARGES | WORKING INTEREST | NET CHARGE |
|----------------------------------|-----------------------------|------------------|---------------------|---------------|
| CONTRACT SUPERVISION | PACE OILFIELD SERVICES INC | 291.53 | 0.195498190 | 56.99 |
| CONTRACT SUPERVISION | PACE OILFIELD SERVICES INC | 291.53 | 0.195498190 | 56.99 |
| CONTRACT SUPERVISION | PACE OILFIELD SERVICES INC | 291.53 | 0.195498190 | 56.99 |
| CONTRACT SUPERVISION | PACE OILFIELD SERVICES INC | 291.53 | 0.195498190 | 56.99 |
| CONTRACT SUPERVISION | PACE OILFIELD SERVICES INC | 291.53 | 0.195498190 | 56.99 |
| CONTRACT SUPERVISION | PACE OILFIELD SERVICES INC | 291.53 | 0.195498190 | 56.99 |
| CONTRACT SUPERVISION | PACE OILFIELD SERVICES INC | 291.53 | 0.195498190 | 56.99 |
| FUEL, POWER & ELECTRICAL | XCEL ENERGY | 273.98 | 0.195498190 | 53.56 |
| FUEL, POWER & ELECTRICAL | PILOT THOMAS LOGISTICS LLC | 75.85 | 0.195498190 | 14.83 |
| FUEL, POWER & ELECTRICAL | PILOT THOMAS LOGISTICS LLC | 90.45 | 0.195498190 | 17.68 |
| FUEL, POWER & ELECTRICAL | PILOT THOMAS LOGISTICS LLC | 55.96 | 0.195498190 | 10.94 |
| FUEL, POWER & ELECTRICAL | PILOT THOMAS LOGISTICS LLC | 23.16 | 0.195498190 | 4.53 |
| FUEL, POWER & ELECTRICAL | PILOT THOMAS LOGISTICS LLC | 54.33 | 0.195498190 | 10.61 |
| FUEL, POWER & ELECTRICAL | PILOT THOMAS LOGISTICS LLC | 17.21 | 0.195498190 | 3.36 |
| FUEL, POWER & ELECTRICAL | PILOT THOMAS LOGISTICS LLC | 14.30 | 0.195498190 | 2.80 |
| FUEL, POWER & ELECTRICAL | PILOT THOMAS LOGISTICS LLC | 19.01 | 0.195498190 | 3.72 |
| FUEL, POWER & ELECTRICAL | PILOT THOMAS LOGISTICS LLC | 15.77 | 0.195498190 | 3.09 |
| FUEL, POWER & ELECTRICAL | PILOT THOMAS LOGISTICS LLC | 39.52 | 0.195498190 | 7.72 |
| FUEL, POWER & ELECTRICAL | PILOT THOMAS LOGISTICS LLC | 29.61 | 0.195498190 | 5.79 |
| FUEL, POWER & ELECTRICAL | PILOT THOMAS LOGISTICS LLC | 21.31 | 0.195498190 | 4.17 |
| FUEL, POWER & ELECTRICAL | PILOT THOMAS LOGISTICS LLC | 31.52 | 0.195498190 | 6.17 |
| FUEL, POWER & ELECTRICAL | PILOT THOMAS LOGISTICS LLC | 25.02 | 0.195498190 | 4.89 |
| LEASE MAINTENANCE | T&J VALVE | 163.78 | 0.195498190 | 32.02 |
| LEASE MAINTENANCE | SUNDANCE SERVICES INC | 42.92 | 0.195498190 | 8.40 |
| LEASE MAINTENANCE | AMERICAN MILLENNIUM CORP | 18.32 | 0.195498190 | 3.58 |
| LEASE MAINTENANCE | K&S OILFIELD SUPPLIES LLC | 378.76 | 0.195498190 | 74.04 |
| LEASE MAINTENANCE | K&S OILFIELD SUPPLIES LLC | 39.93 | 0.195498190 | 7.81 |
| LEASE MAINTENANCE | K&S OILFIELD SUPPLIES LLC | 322.56 | 0.195498190 | 63.07 |
| LEASE MAINTENANCE | K&S OILFIELD SUPPLIES LLC | 67.43 | 0.195498190 | 13.18 |
| LEASE MAINTENANCE | K&S OILFIELD SUPPLIES LLC | 491.24 | 0.195498190 | 96.03 |
| LEASE MAINTENANCE | TURNCO ENTERPRISES LLC | 51.80 | 0.195498190 | 10.13 |
| LEASE MAINTENANCE | TURNCO ENTERPRISES LLC | 356.25 | 0.195498190 | 69.65 |
| LEASE MAINTENANCE | TURNCO ENTERPRISES LLC | 190.00 | 0.195498190 | 37.14 |
| LEASE MAINTENANCE | TURNCO ENTERPRISES LLC | 127.50 | 0.195498190 | 24.93 |
| LEASE MAINTENANCE | TURNCO ENTERPRISES LLC | 142.50 | 0.195498190 | 27.87 |
| LEASE MAINTENANCE | INGRAM PROFESSIONAL SERVICE | 224.26 | 0.195498190 | 43.85 |
| LEASE MAINTENANCE | EP&S LLC | 158.86 | 0.195498190 | 31.06 |
| LEASE MAINTENANCE | EP&S LLC | 352.66 | 0.195498190 | 68.95 |
| LEASE MAINTENANCE | EP&S LLC | 140.16 | 0.195498190 | 27.40 |
| LEASE MAINTENANCE | EP&S LLC | 265.39 | 0.195498190 | 51.88 |
| LEASE MAINTENANCE | AY TRUCKING INC | 147.83 | 0.195498190 | 28.90 |
| LEASE MAINTENANCE | AY TRUCKING INC | 118.26 | 0.195498190 | 23.11 |

01-31-2020

013

MEWBOURNE OIL COMPANY

Page 14

TOM M RAGSDALE
400 N SAM HOUSTON PARKWAY EAST
SUITE 601
HOUSTON, TX 77060

INVOICE NO.: 202001-11482
INVOICE DATE: 1-31-2020
OWNER: 035904-1
BILLING FOR: January 2020

| REFERENCE/DESCRIPTION OF CHARGES | | GROSS CHARGES | WORKING INTEREST | NET CHARGE |
|------------------------------------|-------------------------------|---------------|------------------|------------|
| MISCELLANEOUS EQUIPMENT RENTAL | MEWBOURNE OIL COMPANY | 260.40 | 0.195498190 | 50.91 |
| OVERHEAD-FIXED RATE | MEWBOURNE OIL COMPANY | 837.60 | 0.195498190 | 163.75 |
| PRIME MOVER MAINTENANCE | HR COMPRESSION & SERVICES | 324.79 | 0.195498190 | 63.50 |
| PUMPING | MEWBOURNE OIL COMPANY | 850.00 | 0.195498190 | 166.17 |
| PUMPING | MEWBOURNE OIL COMPANY | 637.50 | 0.195498190 | 124.63 |
| SALT WATER DISPOSAL | OWL SWD OPERATING LLC | 5,198.70 | 0.195498190 | 1,016.33 |
| SALT WATER DISPOSAL | OWL SWD OPERATING LLC | 2,047.88 | 0.195498190 | 400.36 |
| SALT WATER DISPOSAL | NGL WATER SOLUTIONS PERM | 3,503.83 | 0.195498190 | 685.00 |
| SALT WATER DISPOSAL | NGL WATER SOLUTIONS PERM | 2,325.40 | 0.195498190 | 454.61 |
| SALT WATER DISPOSAL | AY TRUCKING INC | 270.70 | 0.195498190 | 52.92 |
| SALT WATER DISPOSAL | DELAWARE ENERGY LLC | 56.04 | 0.195498190 | 10.96 |
| SALT WATER DISPOSAL | LIMESTONE BASIN PROPERTIES | 134.79 | 0.195498190 | 26.35 |
| SITE RESTORATION & EXCAVATION | TRINITY OILFIELD SERVICES LLC | 45.06 | 0.195498190 | 8.81 |
| Total Lease Operating Expense Cost | | 31,333.59 | | 6,125.68 |

62906000-30 SUBTOTAL**31,333.59****6,125.68****PROPERTY 62906000 TOTAL****31,333.59****6,125.68****PROPERTY: 62915000 62915000-20 CREEDENCE 21/16 W0ED ST COM 2H**Intangible Well Cost

| | | | | |
|------------------------------|---------------------------|-----------|-------------|--------|
| COMPANY SUPERVISION | MEWBOURNE OIL COMPANY | 600.00 | 0.006363620 | 3.82 |
| EQUIPMENT RENTAL | PRESTIGE EQUIPMENT RENTAL | 1,622.42 | 0.006363620 | 10.32 |
| EQUIPMENT RENTAL | PRESTIGE EQUIPMENT RENTAL | 1,676.37 | 0.006363620 | 10.67 |
| EQUIPMENT RENTAL | PRESTIGE EQUIPMENT RENTAL | 797.21 | 0.006363620 | 5.07 |
| EQUIPMENT RENTAL | G&A FABRICATION LLC | 189.22 | 0.006363620 | 1.20 |
| HORIZONTAL DRILLOUT SERVICES | THRU TUBING SOLUTIONS INC | 31,143.26 | 0.006363620 | 198.18 |
| HORIZONTAL DRILLOUT SERVICES | THRU TUBING SOLUTIONS INC | 21,729.93 | 0.006363620 | 138.28 |
| HORIZONTAL DRILLOUT SERVICES | TFH LTD CO | 2,723.73 | 0.006363620 | 17.33 |
| HORIZONTAL DRILLOUT SERVICES | GARNER PUMP & SUPPLY INC | 166.90 | 0.006363620 | 1.06 |
| HORIZONTAL DRILLOUT SERVICES | GARNER PUMP & SUPPLY INC | 33.38 | 0.006363620 | 0.21 |
| HORIZONTAL DRILLOUT SERVICES | PRESTIGE EQUIPMENT RENTAL | 1,154.35 | 0.006363620 | 7.35 |
| HORIZONTAL DRILLOUT SERVICES | GUNS UP SERVICES | 1,069.12 | 0.006363620 | 6.80 |
| HORIZONTAL DRILLOUT SERVICES | GUNS UP SERVICES | 2,162.38 | 0.006363620 | 13.76 |
| HORIZONTAL DRILLOUT SERVICES | GUNS UP SERVICES | 2,162.38 | 0.006363620 | 13.76 |
| HORIZONTAL DRILLOUT SERVICES | GUNS UP SERVICES | 1,069.12 | 0.006363620 | 6.80 |
| HORIZONTAL DRILLOUT SERVICES | GUNS UP SERVICES | 2,216.04 | 0.006363620 | 14.10 |
| HORIZONTAL DRILLOUT SERVICES | GUNS UP SERVICES | 1,095.10 | 0.006363620 | 6.97 |
| HORIZONTAL DRILLOUT SERVICES | WHITE TRASH TRAILERS LLC | 155.11 | 0.006363620 | 0.99 |
| HORIZONTAL DRILLOUT SERVICES | LESLIE CRAIG | 2,746.40 | 0.006363620 | 17.48 |
| HORIZONTAL DRILLOUT SERVICES | LESLIE CRAIG | 1,450.74 | 0.006363620 | 9.23 |
| HORIZONTAL DRILLOUT SERVICES | LESLIE CRAIG | 433.65 | 0.006363620 | 2.76 |
| HORIZONTAL DRILLOUT SERVICES | MORAN EQUIPMENT LLC | 4,388.85 | 0.006363620 | 27.93 |
| HORIZONTAL DRILLOUT SERVICES | MORAN EQUIPMENT LLC | 178.03 | 0.006363620 | 1.13 |

01-31-2020

014

MEWBOURNE OIL COMPANY

Page 15

TOM M RAGSDALE
400 N SAM HOUSTON PARKWAY EAST
SUITE 601
HOUSTON, TX 77060

INVOICE NO.: 202001-11482
INVOICE DATE: 1-31-2020
OWNER: 035904-1
BILLING FOR: January 2020

| REFERENCE/DESCRIPTION OF CHARGES | | GROSS CHARGES | WORKING INTEREST | NET CHARGE |
|--------------------------------------|-----------------------------|---------------|------------------|------------|
| HORIZONTAL DRILLOUT SERVICES | MORAN EQUIPMENT LLC | 1,342.52 | 0.006363620 | 8.54 |
| HORIZONTAL DRILLOUT SERVICES | MORAN EQUIPMENT LLC | 1,687.94 | 0.006363620 | 10.74 |
| HORIZONTAL DRILLOUT SERVICES | DIVINE WIRELINE SOLUTIONS | 4,842.88 | 0.006363620 | 30.82 |
| LOCATION RESTORATION | GUNS UP SERVICES | 957.77 | 0.006363620 | 6.09 |
| LOCATION RESTORATION | R360 ENVIRONMENTAL SOLU | 193.87 | 0.006363620 | 1.23 |
| MISC. AIR & PUMPING SERVICES | GUNS UP SERVICES | 2,341.94 | 0.006363620 | 14.90 |
| MISC. AIR & PUMPING SERVICES | GUNS UP SERVICES | 1,816.27 | 0.006363620 | 11.56 |
| MISC. AIR & PUMPING SERVICES | GUNS UP SERVICES | 2,341.94 | 0.006363620 | 14.90 |
| MISC. AIR & PUMPING SERVICES | GUNS UP SERVICES | 2,216.04 | 0.006363620 | 14.10 |
| MISC. AIR & PUMPING SERVICES | GUNS UP SERVICES | 163.66 | 0.006363620 | 1.04 |
| MISC. AIR & PUMPING SERVICES | SARGE TRUCKING SERVICES I | 2,314.39 | 0.006363620 | 14.73 |
| MISC. AIR & PUMPING SERVICES | SARGE TRUCKING SERVICES I | 635.11 | 0.006363620 | 4.04 |
| OVERHEAD FIXED RATE | MEWBOURNE OIL COMPANY | 6,816.81 | 0.006363620 | 43.38 |
| STIMULATION RENTALS & OTHER | PRESTIGE EQUIPMENT RENTA | 1,395.86 | 0.006363620 | 8.88 |
| STIMULATION RENTALS & OTHER | PRESTIGE EQUIPMENT RENTA | 1,194.95 | 0.006363620 | 7.60 |
| STIMULATION RENTALS & OTHER | PRESTIGE EQUIPMENT RENTA | 1,912.39 | 0.006363620 | 12.17 |
| STIMULATION RENTALS & OTHER | MORAN EQUIPMENT LLC | 877.78 | 0.006363620 | 5.59 |
| STIMULATION RENTALS & OTHER | PETROSTAR SERVICES LLC | 1,643.48 | 0.006363620 | 10.46 |
| TESTING | TFH LTD CO | 2,723.71 | 0.006363620 | 17.33 |
| TESTING | LESLIE CRAIG | 377.15 | 0.006363620 | 2.40 |
| TESTING | MORAN EQUIPMENT LLC | 5,705.50 | 0.006363620 | 36.31 |
| WELDING & CONSTRUCTION | G&A FABRICATION LLC | 1,467.81 | 0.006363620 | 9.34 |
| Total Intangible Well Cost Cost | | 125,933.46 | | 801.35 |
| <u>Tangible Well Cost</u> | | | | |
| TUBING HEAD & UPPER SECTION | DIVINE WIRELINE SOLUTIONS | 22,241.57 | 0.006363620 | 141.54 |
| Total Tangible Well Cost Cost | | 22,241.57 | | 141.54 |
| <u>Equipment Beyond Wellhead</u> | | | | |
| CATHODIC PROTECTION | TANKLOGIX LLC | 37,464.12 | 0.006363620 | 238.40 |
| CATHODIC PROTECTION | TANKLOGIX LLC | 29.61 | 0.006363620 | 0.19 |
| ELECTRICAL INSTALLATIONS | INGRAM PROFESSIONAL SERV | 8,966.88 | 0.006363620 | 57.06 |
| MISC. VALVES & FITTINGS | TRIPOINT OIL & GAS PRODUC | 433.18 | 0.006363620 | 2.76 |
| MISC. VALVES & FITTINGS | TRIPOINT OIL & GAS PRODUC | 476.77 | 0.006363620 | 3.03 |
| PRODUCTION EQUIP INSTALLATION | G&A FABRICATION LLC | 1,024.97 | 0.006363620 | 6.52 |
| PRODUCTION EQUIP INSTALLATION | 50-50 BACKHOE SERVICE LLC | 1,170.67 | 0.006363620 | 7.45 |
| PRODUCTION EQUIP INSTALLATION | TRINITY OILFIELD SERVICES & | 892.71 | 0.006363620 | 5.68 |
| PRODUCTION EQUIP INSTALLATION | TRINITY OILFIELD SERVICES & | 482.11 | 0.006363620 | 3.07 |
| PRODUCTION EQUIP INSTALLATION | TRINITY OILFIELD SERVICES & | 550.99 | 0.006363620 | 3.51 |
| PRODUCTION EQUIP INSTALLATION | TRINITY OILFIELD SERVICES & | 482.11 | 0.006363620 | 3.07 |
| SEPARATION EQUIPMENT | G&A FABRICATION LLC | 8,667.58 | 0.006363620 | 55.16 |
| SURFACE PUMPS & PRIME MOVERS | G&A FABRICATION LLC | 26,334.13 | 0.006363620 | 167.58 |
| Total Equipment Beyond Wellhead Cost | | 86,975.83 | | 553.48 |

01-31-2020

015

MEWBOURNE OIL COMPANY

Page 16

TOM M RAGSDALE
400 N SAM HOUSTON PARKWAY EAST
SUITE 601
HOUSTON, TX 77060

INVOICE NO.: 202001-11482
INVOICE DATE: 1-31-2020
OWNER: 035904-1
BILLING FOR: January 2020

| REFERENCE/DESCRIPTION OF CHARGES | | GROSS CHARGES | WORKING INTEREST | NET CHARGE |
|--|---------------------------|-------------------|---------------------|---------------|
| 62915000-20 SUBTOTAL | | 235,150.86 | 1,496.37 | |
| PROPERTY: 62915000 62915000-30 CREEDENCE 21/16 W0ED ST COM 2H | | | | |
| <u>Lease Operating Expense</u> | | | | |
| COMPANY SUPERVISION | MEWBOURNE OIL COMPANY | 600.00 | 0.006363620 | 3.82 |
| COMPANY SUPERVISION | MEWBOURNE OIL COMPANY | 900.00 | 0.006363620 | 5.73 |
| COMPANY SUPERVISION | MEWBOURNE OIL COMPANY | 600.00 | 0.006363620 | 3.82 |
| COMPRESSOR MAINTENANCE | KEYSTONE PUMP & SUPPLY LI | 665.89 | 0.006363620 | 4.24 |
| COMPRESSOR MAINTENANCE | G&A FABRICATION LLC | 683.04 | 0.006363620 | 4.35 |
| COMPRESSOR MAINTENANCE | G&A FABRICATION LLC | 482.46 | 0.006363620 | 3.07 |
| COMPRESSOR MAINTENANCE | G&A FABRICATION LLC | 229.59 | 0.006363620 | 1.46 |
| COMPRESSOR MAINTENANCE | G&A FABRICATION LLC | 48.03 | 0.006363620 | 0.31 |
| COMPRESSOR MAINTENANCE | G&A FABRICATION LLC | 104.97 | 0.006363620 | 0.67 |
| COMPRESSOR MAINTENANCE | G&A FABRICATION LLC | 187.85 | 0.006363620 | 1.20 |
| COMPRESSOR MAINTENANCE | G&A FABRICATION LLC | 138.25 | 0.006363620 | 0.88 |
| COMPRESSOR MAINTENANCE | G&A FABRICATION LLC | 293.79 | 0.006363620 | 1.87 |
| COMPRESSOR MAINTENANCE | HARVEY FUELS INC | 520.41 | 0.006363620 | 3.31 |
| COMPRESSOR MAINTENANCE | BRYAN SERVICE AND SUPPLY | 18.98 | 0.006363620 | 0.12 |
| COMPRESSOR MAINTENANCE | BRYAN SERVICE AND SUPPLY | 91.50 | 0.006363620 | 0.58 |
| COMPRESSOR MAINTENANCE | BRYAN SERVICE AND SUPPLY | 132.86 | 0.006363620 | 0.85 |
| COMPRESSOR MAINTENANCE | BRYAN SERVICE AND SUPPLY | 1,933.84 | 0.006363620 | 12.31 |
| COMPRESSOR MAINTENANCE | BRYAN SERVICE AND SUPPLY | 37.53 | 0.006363620 | 0.24 |
| COMPRESSOR MAINTENANCE | BRYAN SERVICE AND SUPPLY | 464.39 | 0.006363620 | 2.95 |
| COMPRESSOR RENTAL/SERVICES | MESA NATURAL GAS SOLUTIC | 1,560.87 | 0.006363620 | 9.93 |
| CONTRACT SUPERVISION | PROPETRO SERVICES INC | 1,126.15 | 0.006363620 | 7.17 |
| CONTRACT SUPERVISION | PROPETRO SERVICES INC | 1,126.15 | 0.006363620 | 7.17 |
| CONTRACT SUPERVISION | PROPETRO SERVICES INC | 1,126.15 | 0.006363620 | 7.17 |
| CONTRACT SUPERVISION | PROPETRO SERVICES INC | 1,126.15 | 0.006363620 | 7.17 |
| CONTRACT SUPERVISION | PROPETRO SERVICES INC | 948.33 | 0.006363620 | 6.03 |
| CONTRACT SUPERVISION | PROPETRO SERVICES INC | 948.33 | 0.006363620 | 6.03 |
| CONTRACT SUPERVISION | PROPETRO SERVICES INC | 948.33 | 0.006363620 | 6.03 |
| CONTRACT SUPERVISION | PROPETRO SERVICES INC | 948.33 | 0.006363620 | 6.03 |
| CONTRACT SUPERVISION | TURNCO ENTERPRISES LLC | 3,202.50 | 0.006363620 | 20.38 |
| CONTRACT SUPERVISION | TURNCO ENTERPRISES LLC | 4,003.13 | 0.006363620 | 25.47 |
| CONTRACT SUPERVISION | TURNCO ENTERPRISES LLC | 8,116.25 | 0.006363620 | 51.65 |
| CONTRACT SUPERVISION | TURNCO ENTERPRISES LLC | 1,029.38 | 0.006363620 | 6.55 |
| LEASE MAINTENANCE | GARNER PUMP & SUPPLY INC | 975.67 | 0.006363620 | 6.21 |
| LEASE MAINTENANCE | GARNER PUMP & SUPPLY INC | 143.44 | 0.006363620 | 0.91 |
| LEASE MAINTENANCE | AMERICAN MILLENNIUM COR | 12.85 | 0.006363620 | 0.08 |
| LEASE MAINTENANCE | AMERICAN MILLENNIUM COR | 16.95 | 0.006363620 | 0.11 |
| LEASE MAINTENANCE | KEYSTONE PUMP & SUPPLY LI | 330.15 | 0.006363620 | 2.10 |
| LEASE MAINTENANCE | K&S OILFIELD SUPPLIES LLC | 97.77 | 0.006363620 | 0.62 |
| LEASE MAINTENANCE | K&S OILFIELD SUPPLIES LLC | 137.64 | 0.006363620 | 0.88 |

01-31-2020

016

MEWBOURNE OIL COMPANY

Page 17

TOM M RAGSDALE
400 N SAM HOUSTON PARKWAY EAST
SUITE 601
HOUSTON, TX 77060

INVOICE NO.: 202001-11482
INVOICE DATE: 1-31-2020
OWNER: 035904-1
BILLING FOR: January 2020

| REFERENCE/DESCRIPTION OF CHARGES | | GROSS CHARGES | WORKING INTEREST | NET CHARGE |
|----------------------------------|---------------------------|------------------|---------------------|---------------|
| LEASE MAINTENANCE | STANDARD OIL FIELD SUPPLY | 31.35 | 0.006363620 | 0.20 |
| LEASE MAINTENANCE | STANDARD OIL FIELD SUPPLY | 67.82 | 0.006363620 | 0.43 |
| LEASE MAINTENANCE | STANDARD OIL FIELD SUPPLY | 152.95 | 0.006363620 | 0.97 |
| LEASE MAINTENANCE | STANDARD OIL FIELD SUPPLY | 152.95 | 0.006363620 | 0.97 |
| LEASE MAINTENANCE | STANDARD OIL FIELD SUPPLY | 1,666.46 | 0.006363620 | 10.60 |
| LEASE MAINTENANCE | STANDARD OIL FIELD SUPPLY | 107.48 | 0.006363620 | 0.68 |
| LEASE MAINTENANCE | STANDARD OIL FIELD SUPPLY | 93.60 | 0.006363620 | 0.60 |
| LEASE MAINTENANCE | STANDARD OIL FIELD SUPPLY | 216.97 | 0.006363620 | 1.38 |
| LEASE MAINTENANCE | STANDARD OIL FIELD SUPPLY | 629.52 | 0.006363620 | 4.01 |
| LEASE MAINTENANCE | STANDARD OIL FIELD SUPPLY | 84.44 | 0.006363620 | 0.54 |
| LEASE MAINTENANCE | STANDARD OIL FIELD SUPPLY | 727.01 | 0.006363620 | 4.63 |
| LEASE MAINTENANCE | TRIPLE T'S LINING LLC | 525.96 | 0.006363620 | 3.35 |
| LEASE MAINTENANCE | MPS ENTERPRISES INC | 1,147.44 | 0.006363620 | 7.30 |
| LEASE MAINTENANCE | MPS ENTERPRISES INC | 31.77 | 0.006363620 | 0.20 |
| LEASE MAINTENANCE | MPS ENTERPRISES INC | 2,599.83 | 0.006363620 | 16.54 |
| LEASE MAINTENANCE | PRESTIGE EQUIPMENT RENTA | 610.92 | 0.006363620 | 3.89 |
| LEASE MAINTENANCE | G&A FABRICATION LLC | 140.82 | 0.006363620 | 0.90 |
| LEASE MAINTENANCE | G&A FABRICATION LLC | 1,523.04 | 0.006363620 | 9.69 |
| LEASE MAINTENANCE | G&A FABRICATION LLC | 329.51 | 0.006363620 | 2.10 |
| LEASE MAINTENANCE | G&A FABRICATION LLC | 417.12 | 0.006363620 | 2.65 |
| LEASE MAINTENANCE | G&A FABRICATION LLC | 2,950.81 | 0.006363620 | 18.78 |
| LEASE MAINTENANCE | G&A FABRICATION LLC | 493.57 | 0.006363620 | 3.14 |
| LEASE MAINTENANCE | G&A FABRICATION LLC | 113.52 | 0.006363620 | 0.72 |
| LEASE MAINTENANCE | G&A FABRICATION LLC | 113.52 | 0.006363620 | 0.72 |
| LEASE MAINTENANCE | G&A FABRICATION LLC | 85.58 | 0.006363620 | 0.54 |
| LEASE MAINTENANCE | G&A FABRICATION LLC | 76.91 | 0.006363620 | 0.49 |
| LEASE MAINTENANCE | G&A FABRICATION LLC | 85.58 | 0.006363620 | 0.54 |
| LEASE MAINTENANCE | G&A FABRICATION LLC | 76.91 | 0.006363620 | 0.49 |
| LEASE MAINTENANCE | G&A FABRICATION LLC | 48.08 | 0.006363620 | 0.31 |
| LEASE MAINTENANCE | G&A FABRICATION LLC | 48.08 | 0.006363620 | 0.31 |
| LEASE MAINTENANCE | G&A FABRICATION LLC | 314.49 | 0.006363620 | 2.00 |
| LEASE MAINTENANCE | G&A FABRICATION LLC | 314.49 | 0.006363620 | 2.00 |
| LEASE MAINTENANCE | G&A FABRICATION LLC | 215.46 | 0.006363620 | 1.37 |
| LEASE MAINTENANCE | G&A FABRICATION LLC | 215.46 | 0.006363620 | 1.37 |
| LEASE MAINTENANCE | G&A FABRICATION LLC | 294.32 | 0.006363620 | 1.87 |
| LEASE MAINTENANCE | G&A FABRICATION LLC | 213.98 | 0.006363620 | 1.36 |
| LEASE MAINTENANCE | G&A FABRICATION LLC | 222.75 | 0.006363620 | 1.42 |
| LEASE MAINTENANCE | G&A FABRICATION LLC | 222.75 | 0.006363620 | 1.42 |
| LEASE MAINTENANCE | G&A FABRICATION LLC | 310.53 | 0.006363620 | 1.98 |
| LEASE MAINTENANCE | G&A FABRICATION LLC | 497.86 | 0.006363620 | 3.17 |
| LEASE MAINTENANCE | G&A FABRICATION LLC | 248.94 | 0.006363620 | 1.58 |
| LEASE MAINTENANCE | G&A FABRICATION LLC | 934.47 | 0.006363620 | 5.95 |

01-31-2020

017

MEWBOURNE OIL COMPANY

Page 18

TOM M RAGSDALE
400 N SAM HOUSTON PARKWAY EAST
SUITE 601
HOUSTON, TX 77060

INVOICE NO.: 202001-11482
INVOICE DATE: 1-31-2020
OWNER: 035904-1
BILLING FOR: January 2020

| REFERENCE/DESCRIPTION OF CHARGES | | GROSS CHARGES | WORKING INTEREST | NET CHARGE |
|----------------------------------|-----------------------------|---------------|------------------|------------|
| LEASE MAINTENANCE | G&A FABRICATION LLC | 62.88 | 0.006363620 | 0.40 |
| LEASE MAINTENANCE | G&A FABRICATION LLC | 62.88 | 0.006363620 | 0.40 |
| LEASE MAINTENANCE | G&A FABRICATION LLC | 130.57 | 0.006363620 | 0.83 |
| LEASE MAINTENANCE | G&A FABRICATION LLC | 673.44 | 0.006363620 | 4.29 |
| LEASE MAINTENANCE | G&A FABRICATION LLC | 329.95 | 0.006363620 | 2.10 |
| LEASE MAINTENANCE | JUSTIN WILSON | 116.56 | 0.006363620 | 0.74 |
| LEASE MAINTENANCE | JUSTIN WILSON | 116.56 | 0.006363620 | 0.74 |
| LEASE MAINTENANCE | JUSTIN WILSON | 235.22 | 0.006363620 | 1.50 |
| LEASE MAINTENANCE | JUSTIN WILSON | 235.22 | 0.006363620 | 1.50 |
| LEASE MAINTENANCE | VAPROX LLC | 172.81 | 0.006363620 | 1.10 |
| LEASE MAINTENANCE | VAPROX LLC | 172.81 | 0.006363620 | 1.10 |
| LEASE MAINTENANCE | VAPROX LLC | 284.58 | 0.006363620 | 1.81 |
| LEASE MAINTENANCE | TURNCO ENTERPRISES LLC | 118.75 | 0.006363620 | 0.76 |
| LEASE MAINTENANCE | TURNCO ENTERPRISES LLC | 315.00 | 0.006363620 | 2.00 |
| LEASE MAINTENANCE | TURNCO ENTERPRISES LLC | 367.50 | 0.006363620 | 2.34 |
| LEASE MAINTENANCE | TURNCO ENTERPRISES LLC | 315.00 | 0.006363620 | 2.00 |
| LEASE MAINTENANCE | TURNCO ENTERPRISES LLC | 315.00 | 0.006363620 | 2.00 |
| LEASE MAINTENANCE | TURNCO ENTERPRISES LLC | 315.00 | 0.006363620 | 2.00 |
| LEASE MAINTENANCE | TURNCO ENTERPRISES LLC | 157.50 | 0.006363620 | 1.00 |
| LEASE MAINTENANCE | TURNCO ENTERPRISES LLC | 157.50 | 0.006363620 | 1.00 |
| LEASE MAINTENANCE | TURNCO ENTERPRISES LLC | 157.50 | 0.006363620 | 1.00 |
| LEASE MAINTENANCE | TURNCO ENTERPRISES LLC | 420.00 | 0.006363620 | 2.67 |
| LEASE MAINTENANCE | INGRAM PROFESSIONAL SERV | 1,740.55 | 0.006363620 | 11.08 |
| LEASE MAINTENANCE | TRINITY OILFIELD SERVICES & | 482.11 | 0.006363620 | 3.07 |
| LEASE MAINTENANCE | TRINITY OILFIELD SERVICES & | 206.62 | 0.006363620 | 1.31 |
| LEASE MAINTENANCE | TRINITY OILFIELD SERVICES & | 206.62 | 0.006363620 | 1.31 |
| LEASE MAINTENANCE | TRINITY OILFIELD SERVICES & | 172.19 | 0.006363620 | 1.10 |
| LEASE MAINTENANCE | TRINITY OILFIELD SERVICES & | 447.68 | 0.006363620 | 2.85 |
| LEASE MAINTENANCE | TRINITY OILFIELD SERVICES & | 103.31 | 0.006363620 | 0.66 |
| LEASE MAINTENANCE | TRINITY OILFIELD SERVICES & | 413.24 | 0.006363620 | 2.63 |
| LEASE MAINTENANCE | TRINITY OILFIELD SERVICES & | 172.19 | 0.006363620 | 1.10 |
| LEASE MAINTENANCE | TRINITY OILFIELD SERVICES & | 137.75 | 0.006363620 | 0.88 |
| LEASE MAINTENANCE | TRINITY OILFIELD SERVICES & | 275.49 | 0.006363620 | 1.75 |
| LEASE MAINTENANCE | NGL WATER SOLUTIONS PERM | 42.39 | 0.006363620 | 0.27 |
| LEASE MAINTENANCE | TANKLOGIX LLC | 122.72 | 0.006363620 | 0.79 |
| LEASE MAINTENANCE | DELAWARE ENERGY LLC | 204.91 | 0.006363620 | 1.30 |
| LEASE MAINTENANCE | DELAWARE ENERGY LLC | 54.04 | 0.006363620 | 0.34 |
| LEASE MAINTENANCE | DELAWARE ENERGY LLC | 84.44 | 0.006363620 | 0.54 |
| LEASE MAINTENANCE | DELAWARE ENERGY LLC | 28.16 | 0.006363620 | 0.18 |
| LEASE MAINTENANCE | MEWBOURNE OIL COMPANY | 1,500.00 | 0.006363620 | 9.55 |
| LEASE MAINTENANCE | MEWBOURNE OIL COMPANY | 1,500.00 | 0.006363620 | 9.55 |
| LEASE MAINTENANCE | MEWBOURNE OIL COMPANY | 375.00 | 0.006363620 | 2.39 |

01-31-2020

018

MEWBOURNE OIL COMPANY

Page 19

TOM M RAGSDALE
400 N SAM HOUSTON PARKWAY EAST
SUITE 601
HOUSTON, TX 77060

INVOICE NO.: 202001-11482
INVOICE DATE: 1-31-2020
OWNER: 035904-1
BILLING FOR: January 2020

| REFERENCE/DESCRIPTION OF CHARGES | | GROSS CHARGES | WORKING INTEREST | NET CHARGE |
|------------------------------------|---------------------------|-------------------|------------------|------------------|
| LEASE MAINTENANCE | MEWBOURNE OIL COMPANY | 247.50 | 0.006363620 | 1.58 |
| MISCELLANEOUS EQUIPMENT RENTAL | MEWBOURNE OIL COMPANY | 6,200.00 | 0.006363620 | 39.45 |
| MISCELLANEOUS EQUIPMENT RENTAL | TFH LTD CO | 248.34 | 0.006363620 | 1.58 |
| MISCELLANEOUS EQUIPMENT RENTAL | D&H TRUCKING | 1,743.54 | 0.006363620 | 11.10 |
| MISCELLANEOUS EQUIPMENT RENTAL | D&H TRUCKING | 1,743.54 | 0.006363620 | 11.10 |
| MISCELLANEOUS EQUIPMENT RENTAL | D&H TRUCKING | 1,140.79 | 0.006363620 | 7.26 |
| MISCELLANEOUS EQUIPMENT RENTAL | D&H TRUCKING | 1,140.79 | 0.006363620 | 7.26 |
| MISCELLANEOUS EQUIPMENT RENTAL | D&H TRUCKING | 1,140.79 | 0.006363620 | 7.26 |
| OVERHEAD-FIXED RATE | MEWBOURNE OIL COMPANY | 837.60 | 0.006363620 | 5.33 |
| PUMPING | MEWBOURNE OIL COMPANY | 850.00 | 0.006363620 | 5.41 |
| PUMPING | MEWBOURNE OIL COMPANY | 637.50 | 0.006363620 | 4.06 |
| SALT WATER DISPOSAL | MEWBOURNE OIL COMPANY | 73,862.96 | 0.006363620 | 470.04 |
| SALT WATER DISPOSAL | GUNS UP SERVICES | 386.33 | 0.006363620 | 2.46 |
| SALT WATER DISPOSAL | SARGE TRUCKING SERVICES I | 274.50 | 0.006363620 | 1.75 |
| SALT WATER DISPOSAL | SARGE TRUCKING SERVICES I | 228.75 | 0.006363620 | 1.46 |
| SALT WATER DISPOSAL | NGL WATER SOLUTIONS PERM | 305.59 | 0.006363620 | 1.94 |
| Total Lease Operating Expense Cost | | 159,903.08 | | 1,017.60 |
| 62915000-30 SUBTOTAL | | 159,903.08 | | 1,017.60 |
| PROPERTY 62915000 TOTAL | | 395,053.94 | | 2,513.97 |
| 62915000PREPAYMENTS | | | | -2,513.97 |

PROPERTY: 62916000 62916000-20 CREEDENCE 21/16 W1ED ST COM 1HIntangible Well Cost

| | | | | |
|------------------------------|---------------------------|-----------|-------------|--------|
| COMPANY SUPERVISION | MEWBOURNE OIL COMPANY | 600.00 | 0.006363620 | 3.82 |
| EQUIPMENT RENTAL | PRESTIGE EQUIPMENT RENTA | 1,622.42 | 0.006363620 | 10.32 |
| EQUIPMENT RENTAL | PRESTIGE EQUIPMENT RENTA | 1,676.36 | 0.006363620 | 10.67 |
| EQUIPMENT RENTAL | PRESTIGE EQUIPMENT RENTA | 797.21 | 0.006363620 | 5.07 |
| EQUIPMENT RENTAL | G&A FABRICATION LLC | 189.23 | 0.006363620 | 1.20 |
| EQUIPMENT RENTAL | MORAN EQUIPMENT LLC | 1,907.25 | 0.006363620 | 12.14 |
| HORIZONTAL DRILLOUT SERVICES | MAN WELDING SERVICE | 4,388.80 | 0.006363620 | 27.93 |
| HORIZONTAL DRILLOUT SERVICES | THRU TUBING SOLUTIONS INC | 19,743.20 | 0.006363620 | 125.64 |
| HORIZONTAL DRILLOUT SERVICES | THRU TUBING SOLUTIONS INC | 26,396.33 | 0.006363620 | 167.98 |
| HORIZONTAL DRILLOUT SERVICES | TFH LTD CO | 2,723.73 | 0.006363620 | 17.33 |
| HORIZONTAL DRILLOUT SERVICES | GARNER PUMP & SUPPLY INC | 166.89 | 0.006363620 | 1.06 |
| HORIZONTAL DRILLOUT SERVICES | GARNER PUMP & SUPPLY INC | 33.38 | 0.006363620 | 0.21 |
| HORIZONTAL DRILLOUT SERVICES | PRESTIGE EQUIPMENT RENTA | 1,154.30 | 0.006363620 | 7.35 |
| HORIZONTAL DRILLOUT SERVICES | GUNS UP SERVICES | 1,069.08 | 0.006363620 | 6.80 |
| HORIZONTAL DRILLOUT SERVICES | GUNS UP SERVICES | 2,162.33 | 0.006363620 | 13.76 |
| HORIZONTAL DRILLOUT SERVICES | GUNS UP SERVICES | 2,162.33 | 0.006363620 | 13.76 |
| HORIZONTAL DRILLOUT SERVICES | GUNS UP SERVICES | 1,069.08 | 0.006363620 | 6.80 |
| HORIZONTAL DRILLOUT SERVICES | GUNS UP SERVICES | 2,215.98 | 0.006363620 | 14.10 |
| HORIZONTAL DRILLOUT SERVICES | GUNS UP SERVICES | 1,095.04 | 0.006363620 | 6.97 |

01-31-2020

019

MEWBOURNE OIL COMPANY

Page 20

TOM M RAGSDALE
400 N SAM HOUSTON PARKWAY EAST
SUITE 601
HOUSTON, TX 77060

INVOICE NO.: 202001-11482
INVOICE DATE: 1-31-2020
OWNER: 035904-1
BILLING FOR: January 2020

| REFERENCE/DESCRIPTION OF CHARGES | | GROSS CHARGES | WORKING INTEREST | NET CHARGE |
|----------------------------------|-----------------------------|---------------|------------------|------------|
| HORIZONTAL DRILLOUT SERVICES | WHITE TRASH TRAILERS LLC | 155.09 | 0.006363620 | 0.99 |
| HORIZONTAL DRILLOUT SERVICES | LESLIE CRAIG | 2,746.38 | 0.006363620 | 17.48 |
| HORIZONTAL DRILLOUT SERVICES | LESLIE CRAIG | 1,450.71 | 0.006363620 | 9.23 |
| HORIZONTAL DRILLOUT SERVICES | LESLIE CRAIG | 433.63 | 0.006363620 | 2.76 |
| HORIZONTAL DRILLOUT SERVICES | MORAN EQUIPMENT LLC | 4,388.85 | 0.006363620 | 27.93 |
| HORIZONTAL DRILLOUT SERVICES | MORAN EQUIPMENT LLC | 177.99 | 0.006363620 | 1.13 |
| HORIZONTAL DRILLOUT SERVICES | MORAN EQUIPMENT LLC | 1,342.47 | 0.006363620 | 8.54 |
| HORIZONTAL DRILLOUT SERVICES | MORAN EQUIPMENT LLC | 1,687.87 | 0.006363620 | 10.74 |
| HORIZONTAL DRILLOUT SERVICES | DIVINE WIRELINE SOLUTIONS | 4,842.88 | 0.006363620 | 30.82 |
| LOCATION RESTORATION | GUNS UP SERVICES | 957.75 | 0.006363620 | 6.09 |
| LOCATION RESTORATION | R360 ENVIRONMENTAL SOLU | 193.85 | 0.006363620 | 1.23 |
| MISC. AIR & PUMPING SERVICES | GUNS UP SERVICES | 2,341.85 | 0.006363620 | 14.90 |
| MISC. AIR & PUMPING SERVICES | GUNS UP SERVICES | 1,816.25 | 0.006363620 | 11.56 |
| MISC. AIR & PUMPING SERVICES | GUNS UP SERVICES | 2,341.85 | 0.006363620 | 14.90 |
| MISC. AIR & PUMPING SERVICES | GUNS UP SERVICES | 2,215.98 | 0.006363620 | 14.10 |
| MISC. AIR & PUMPING SERVICES | GUNS UP SERVICES | 163.64 | 0.006363620 | 1.04 |
| MISC. AIR & PUMPING SERVICES | SARGE TRUCKING SERVICES I | 2,314.38 | 0.006363620 | 14.73 |
| MISC. AIR & PUMPING SERVICES | SARGE TRUCKING SERVICES I | 635.11 | 0.006363620 | 4.04 |
| OVERHEAD FIXED RATE | MEWBOURNE OIL COMPANY | 6,816.77 | 0.006363620 | 43.38 |
| STIMULATION RENTALS & OTHER | PRESTIGE EQUIPMENT RENTA | 1,395.82 | 0.006363620 | 8.88 |
| STIMULATION RENTALS & OTHER | PRESTIGE EQUIPMENT RENTA | 1,194.89 | 0.006363620 | 7.60 |
| STIMULATION RENTALS & OTHER | PRESTIGE EQUIPMENT RENTA | 1,912.32 | 0.006363620 | 12.17 |
| STIMULATION RENTALS & OTHER | MORAN EQUIPMENT LLC | 877.76 | 0.006363620 | 5.59 |
| STIMULATION RENTALS & OTHER | PETROSTAR SERVICES LLC | 1,643.47 | 0.006363620 | 10.46 |
| TESTING | TFH LTD CO | 2,723.71 | 0.006363620 | 17.33 |
| TESTING | LESLIE CRAIG | 377.12 | 0.006363620 | 2.40 |
| TESTING | MORAN EQUIPMENT LLC | 5,705.48 | 0.006363620 | 36.31 |
| WELDING & CONSTRUCTION | G&A FABRICATION LLC | 1,467.82 | 0.006363620 | 9.34 |
| Total Intangible Well Cost Cost | | 125,494.63 | | 798.58 |
| <u>Tangible Well Cost</u> | | | | |
| TUBING HEAD & UPPER SECTION | DIVINE WIRELINE SOLUTIONS | 22,241.57 | 0.006363620 | 141.54 |
| Total Tangible Well Cost Cost | | 22,241.57 | | 141.54 |
| <u>Equipment Beyond Wellhead</u> | | | | |
| CATHODIC PROTECTION | TANKLOGIX LLC | 37,464.10 | 0.006363620 | 238.40 |
| CATHODIC PROTECTION | TANKLOGIX LLC | 29.60 | 0.006363620 | 0.19 |
| ELECTRICAL INSTALLATIONS | INGRAM PROFESSIONAL SERV | 8,966.78 | 0.006363620 | 57.06 |
| MISC. VALVES & FITTINGS | TRIPOINT OIL & GAS PRODUC | 433.18 | 0.006363620 | 2.76 |
| MISC. VALVES & FITTINGS | TRIPOINT OIL & GAS PRODUC | 476.75 | 0.006363620 | 3.03 |
| PRODUCTION EQUIP INSTALLATION | G&A FABRICATION LLC | 1,024.97 | 0.006363620 | 6.52 |
| PRODUCTION EQUIP INSTALLATION | 50-50 BACKHOE SERVICE LLC | 1,170.67 | 0.006363620 | 7.45 |
| PRODUCTION EQUIP INSTALLATION | TRINITY OILFIELD SERVICES & | 892.69 | 0.006363620 | 5.68 |
| PRODUCTION EQUIP INSTALLATION | TRINITY OILFIELD SERVICES & | 482.11 | 0.006363620 | 3.07 |

01-31-2020

020

MEWBOURNE OIL COMPANY

Page 21

TOM M RAGSDALE
400 N SAM HOUSTON PARKWAY EAST
SUITE 601
HOUSTON, TX 77060

INVOICE NO.: 202001-11482
INVOICE DATE: 1-31-2020
OWNER: 035904-1
BILLING FOR: January 2020

| REFERENCE/DESCRIPTION OF CHARGES | | GROSS CHARGES | WORKING INTEREST | NET CHARGE |
|--------------------------------------|-----------------------------|---------------|------------------|------------|
| PRODUCTION EQUIP INSTALLATION | TRINITY OILFIELD SERVICES & | 550.98 | 0.006363620 | 3.51 |
| PRODUCTION EQUIP INSTALLATION | TRINITY OILFIELD SERVICES & | 482.11 | 0.006363620 | 3.07 |
| SEPARATION EQUIPMENT | G&A FABRICATION LLC | 8,667.56 | 0.006363620 | 55.16 |
| SURFACE PUMPS & PRIME MOVERS | G&A FABRICATION LLC | 26,334.11 | 0.006363620 | 167.58 |
| Total Equipment Beyond Wellhead Cost | | 86,975.61 | | 553.48 |

62916000-20 SUBTOTAL**234,711.81****1,493.60****PROPERTY: 62916000 62916000-30 CREEDENCE 21/16 WIED ST COM 1H**Lease Operating Expense

| | | | | |
|----------------------------|---------------------------|----------|-------------|-------|
| COMPANY SUPERVISION | MEWBOURNE OIL COMPANY | 600.00 | 0.006363620 | 3.82 |
| COMPANY SUPERVISION | MEWBOURNE OIL COMPANY | 900.00 | 0.006363620 | 5.73 |
| COMPANY SUPERVISION | MEWBOURNE OIL COMPANY | 600.00 | 0.006363620 | 3.82 |
| COMPRESSOR MAINTENANCE | KEYSTONE PUMP & SUPPLY LI | 665.88 | 0.006363620 | 4.24 |
| COMPRESSOR MAINTENANCE | G&A FABRICATION LLC | 683.00 | 0.006363620 | 4.35 |
| COMPRESSOR MAINTENANCE | G&A FABRICATION LLC | 482.43 | 0.006363620 | 3.07 |
| COMPRESSOR MAINTENANCE | G&A FABRICATION LLC | 229.55 | 0.006363620 | 1.46 |
| COMPRESSOR MAINTENANCE | G&A FABRICATION LLC | 48.00 | 0.006363620 | 0.31 |
| COMPRESSOR MAINTENANCE | G&A FABRICATION LLC | 104.97 | 0.006363620 | 0.67 |
| COMPRESSOR MAINTENANCE | G&A FABRICATION LLC | 187.87 | 0.006363620 | 1.20 |
| COMPRESSOR MAINTENANCE | G&A FABRICATION LLC | 138.28 | 0.006363620 | 0.88 |
| COMPRESSOR MAINTENANCE | G&A FABRICATION LLC | 293.75 | 0.006363620 | 1.87 |
| COMPRESSOR MAINTENANCE | HARVEY FUELS INC | 520.39 | 0.006363620 | 3.31 |
| COMPRESSOR MAINTENANCE | BRYAN SERVICE AND SUPPLY | 18.95 | 0.006363620 | 0.12 |
| COMPRESSOR MAINTENANCE | BRYAN SERVICE AND SUPPLY | 91.50 | 0.006363620 | 0.58 |
| COMPRESSOR MAINTENANCE | BRYAN SERVICE AND SUPPLY | 132.84 | 0.006363620 | 0.85 |
| COMPRESSOR MAINTENANCE | BRYAN SERVICE AND SUPPLY | 1,933.79 | 0.006363620 | 12.31 |
| COMPRESSOR MAINTENANCE | BRYAN SERVICE AND SUPPLY | 37.51 | 0.006363620 | 0.24 |
| COMPRESSOR MAINTENANCE | BRYAN SERVICE AND SUPPLY | 464.33 | 0.006363620 | 2.95 |
| COMPRESSOR RENTAL/SERVICES | MESA NATURAL GAS SOLUTIC | 1,560.86 | 0.006363620 | 9.93 |
| CONTRACT SUPERVISION | PROPETRO SERVICES INC | 1,126.13 | 0.006363620 | 7.17 |
| CONTRACT SUPERVISION | PROPETRO SERVICES INC | 1,126.13 | 0.006363620 | 7.17 |
| CONTRACT SUPERVISION | PROPETRO SERVICES INC | 1,126.13 | 0.006363620 | 7.17 |
| CONTRACT SUPERVISION | PROPETRO SERVICES INC | 1,126.13 | 0.006363620 | 7.17 |
| CONTRACT SUPERVISION | PROPETRO SERVICES INC | 948.32 | 0.006363620 | 6.03 |
| CONTRACT SUPERVISION | PROPETRO SERVICES INC | 948.32 | 0.006363620 | 6.03 |
| CONTRACT SUPERVISION | PROPETRO SERVICES INC | 948.32 | 0.006363620 | 6.03 |
| CONTRACT SUPERVISION | PROPETRO SERVICES INC | 948.32 | 0.006363620 | 6.03 |
| CONTRACT SUPERVISION | TURNCO ENTERPRISES LLC | 3,202.50 | 0.006363620 | 20.38 |
| CONTRACT SUPERVISION | TURNCO ENTERPRISES LLC | 4,003.12 | 0.006363620 | 25.47 |
| CONTRACT SUPERVISION | TURNCO ENTERPRISES LLC | 8,116.25 | 0.006363620 | 51.65 |
| CONTRACT SUPERVISION | TURNCO ENTERPRISES LLC | 1,029.37 | 0.006363620 | 6.55 |
| LEASE MAINTENANCE | GARNER PUMP & SUPPLY INC | 975.65 | 0.006363620 | 6.21 |

01-31-2020

021

MEWBOURNE OIL COMPANY

Page 22

TOM M RAGSDALE
400 N SAM HOUSTON PARKWAY EAST
SUITE 601
HOUSTON, TX 77060

INVOICE NO.: 202001-11482
INVOICE DATE: 1-31-2020
OWNER: 035904-1
BILLING FOR: January 2020

| REFERENCE/DESCRIPTION OF CHARGES | | GROSS CHARGES | WORKING INTEREST | NET CHARGE |
|----------------------------------|---------------------------|------------------|---------------------|---------------|
| LEASE MAINTENANCE | GARNER PUMP & SUPPLY INC | 143.42 | 0.006363620 | 0.91 |
| LEASE MAINTENANCE | AMERICAN MILLENNIUM COR | 12.85 | 0.006363620 | 0.08 |
| LEASE MAINTENANCE | AMERICAN MILLENNIUM COR | 16.94 | 0.006363620 | 0.11 |
| LEASE MAINTENANCE | KEYSTONE PUMP & SUPPLY LI | 330.15 | 0.006363620 | 2.10 |
| LEASE MAINTENANCE | K&S OILFIELD SUPPLIES LLC | 97.76 | 0.006363620 | 0.62 |
| LEASE MAINTENANCE | K&S OILFIELD SUPPLIES LLC | 137.54 | 0.006363620 | 0.88 |
| LEASE MAINTENANCE | STANDARD OIL FIELD SUPPLY | 31.27 | 0.006363620 | 0.20 |
| LEASE MAINTENANCE | STANDARD OIL FIELD SUPPLY | 67.79 | 0.006363620 | 0.43 |
| LEASE MAINTENANCE | STANDARD OIL FIELD SUPPLY | 152.94 | 0.006363620 | 0.97 |
| LEASE MAINTENANCE | STANDARD OIL FIELD SUPPLY | 152.94 | 0.006363620 | 0.97 |
| LEASE MAINTENANCE | STANDARD OIL FIELD SUPPLY | 1,666.25 | 0.006363620 | 10.60 |
| LEASE MAINTENANCE | STANDARD OIL FIELD SUPPLY | 107.40 | 0.006363620 | 0.68 |
| LEASE MAINTENANCE | STANDARD OIL FIELD SUPPLY | 93.47 | 0.006363620 | 0.59 |
| LEASE MAINTENANCE | STANDARD OIL FIELD SUPPLY | 216.84 | 0.006363620 | 1.38 |
| LEASE MAINTENANCE | STANDARD OIL FIELD SUPPLY | 629.48 | 0.006363620 | 4.01 |
| LEASE MAINTENANCE | STANDARD OIL FIELD SUPPLY | 84.39 | 0.006363620 | 0.54 |
| LEASE MAINTENANCE | STANDARD OIL FIELD SUPPLY | 726.97 | 0.006363620 | 4.63 |
| LEASE MAINTENANCE | TRIPLE T'S LINING LLC | 525.92 | 0.006363620 | 3.35 |
| LEASE MAINTENANCE | MPS ENTERPRISES INC | 1,147.43 | 0.006363620 | 7.30 |
| LEASE MAINTENANCE | MPS ENTERPRISES INC | 31.75 | 0.006363620 | 0.20 |
| LEASE MAINTENANCE | MPS ENTERPRISES INC | 2,599.82 | 0.006363620 | 16.54 |
| LEASE MAINTENANCE | PRESTIGE EQUIPMENT RENTA | 610.89 | 0.006363620 | 3.89 |
| LEASE MAINTENANCE | G&A FABRICATION LLC | 140.78 | 0.006363620 | 0.90 |
| LEASE MAINTENANCE | G&A FABRICATION LLC | 1,522.98 | 0.006363620 | 9.69 |
| LEASE MAINTENANCE | G&A FABRICATION LLC | 329.47 | 0.006363620 | 2.10 |
| LEASE MAINTENANCE | G&A FABRICATION LLC | 417.07 | 0.006363620 | 2.65 |
| LEASE MAINTENANCE | G&A FABRICATION LLC | 2,950.70 | 0.006363620 | 18.78 |
| LEASE MAINTENANCE | G&A FABRICATION LLC | 493.48 | 0.006363620 | 3.14 |
| LEASE MAINTENANCE | G&A FABRICATION LLC | 113.49 | 0.006363620 | 0.72 |
| LEASE MAINTENANCE | G&A FABRICATION LLC | 113.49 | 0.006363620 | 0.72 |
| LEASE MAINTENANCE | G&A FABRICATION LLC | 85.51 | 0.006363620 | 0.54 |
| LEASE MAINTENANCE | G&A FABRICATION LLC | 76.84 | 0.006363620 | 0.49 |
| LEASE MAINTENANCE | G&A FABRICATION LLC | 85.51 | 0.006363620 | 0.54 |
| LEASE MAINTENANCE | G&A FABRICATION LLC | 76.84 | 0.006363620 | 0.49 |
| LEASE MAINTENANCE | G&A FABRICATION LLC | 48.03 | 0.006363620 | 0.31 |
| LEASE MAINTENANCE | G&A FABRICATION LLC | 48.03 | 0.006363620 | 0.31 |
| LEASE MAINTENANCE | G&A FABRICATION LLC | 314.43 | 0.006363620 | 2.00 |
| LEASE MAINTENANCE | G&A FABRICATION LLC | 314.43 | 0.006363620 | 2.00 |
| LEASE MAINTENANCE | G&A FABRICATION LLC | 215.41 | 0.006363620 | 1.37 |
| LEASE MAINTENANCE | G&A FABRICATION LLC | 215.41 | 0.006363620 | 1.37 |
| LEASE MAINTENANCE | G&A FABRICATION LLC | 294.30 | 0.006363620 | 1.87 |
| LEASE MAINTENANCE | G&A FABRICATION LLC | 213.96 | 0.006363620 | 1.36 |

01-31-2020

022

MEWBOURNE OIL COMPANY

Page 23

TOM M RAGSDALE
400 N SAM HOUSTON PARKWAY EAST
SUITE 601
HOUSTON, TX 77060

INVOICE NO.: 202001-11482
INVOICE DATE: 1-31-2020
OWNER: 035904-1
BILLING FOR: January 2020

| REFERENCE/DESCRIPTION OF CHARGES | | GROSS CHARGES | WORKING INTEREST | NET CHARGE |
|----------------------------------|-----------------------------|---------------|------------------|------------|
| LEASE MAINTENANCE | G&A FABRICATION LLC | 222.70 | 0.006363620 | 1.42 |
| LEASE MAINTENANCE | G&A FABRICATION LLC | 222.70 | 0.006363620 | 1.42 |
| LEASE MAINTENANCE | G&A FABRICATION LLC | 310.52 | 0.006363620 | 1.98 |
| LEASE MAINTENANCE | G&A FABRICATION LLC | 497.83 | 0.006363620 | 3.17 |
| LEASE MAINTENANCE | G&A FABRICATION LLC | 248.90 | 0.006363620 | 1.58 |
| LEASE MAINTENANCE | G&A FABRICATION LLC | 934.44 | 0.006363620 | 5.95 |
| LEASE MAINTENANCE | G&A FABRICATION LLC | 62.79 | 0.006363620 | 0.40 |
| LEASE MAINTENANCE | G&A FABRICATION LLC | 62.79 | 0.006363620 | 0.40 |
| LEASE MAINTENANCE | G&A FABRICATION LLC | 130.53 | 0.006363620 | 0.83 |
| LEASE MAINTENANCE | G&A FABRICATION LLC | 673.43 | 0.006363620 | 4.29 |
| LEASE MAINTENANCE | G&A FABRICATION LLC | 329.91 | 0.006363620 | 2.10 |
| LEASE MAINTENANCE | JUSTIN WILSON | 116.54 | 0.006363620 | 0.74 |
| LEASE MAINTENANCE | JUSTIN WILSON | 116.54 | 0.006363620 | 0.74 |
| LEASE MAINTENANCE | JUSTIN WILSON | 235.18 | 0.006363620 | 1.50 |
| LEASE MAINTENANCE | JUSTIN WILSON | 235.18 | 0.006363620 | 1.50 |
| LEASE MAINTENANCE | VAPROX LLC | 172.80 | 0.006363620 | 1.10 |
| LEASE MAINTENANCE | VAPROX LLC | 172.80 | 0.006363620 | 1.10 |
| LEASE MAINTENANCE | VAPROX LLC | 284.56 | 0.006363620 | 1.81 |
| LEASE MAINTENANCE | TURNCO ENTERPRISES LLC | 118.75 | 0.006363620 | 0.76 |
| LEASE MAINTENANCE | TURNCO ENTERPRISES LLC | 315.00 | 0.006363620 | 2.00 |
| LEASE MAINTENANCE | TURNCO ENTERPRISES LLC | 367.50 | 0.006363620 | 2.34 |
| LEASE MAINTENANCE | TURNCO ENTERPRISES LLC | 315.00 | 0.006363620 | 2.00 |
| LEASE MAINTENANCE | TURNCO ENTERPRISES LLC | 315.00 | 0.006363620 | 2.00 |
| LEASE MAINTENANCE | TURNCO ENTERPRISES LLC | 315.00 | 0.006363620 | 2.00 |
| LEASE MAINTENANCE | TURNCO ENTERPRISES LLC | 157.50 | 0.006363620 | 1.00 |
| LEASE MAINTENANCE | TURNCO ENTERPRISES LLC | 157.50 | 0.006363620 | 1.00 |
| LEASE MAINTENANCE | TURNCO ENTERPRISES LLC | 157.50 | 0.006363620 | 1.00 |
| LEASE MAINTENANCE | TURNCO ENTERPRISES LLC | 420.00 | 0.006363620 | 2.67 |
| LEASE MAINTENANCE | INGRAM PROFESSIONAL SERV | 1,740.39 | 0.006363620 | 11.08 |
| LEASE MAINTENANCE | TRINITY OILFIELD SERVICES & | 482.11 | 0.006363620 | 3.07 |
| LEASE MAINTENANCE | TRINITY OILFIELD SERVICES & | 206.61 | 0.006363620 | 1.31 |
| LEASE MAINTENANCE | TRINITY OILFIELD SERVICES & | 206.61 | 0.006363620 | 1.31 |
| LEASE MAINTENANCE | TRINITY OILFIELD SERVICES & | 172.18 | 0.006363620 | 1.10 |
| LEASE MAINTENANCE | TRINITY OILFIELD SERVICES & | 447.67 | 0.006363620 | 2.85 |
| LEASE MAINTENANCE | TRINITY OILFIELD SERVICES & | 103.31 | 0.006363620 | 0.66 |
| LEASE MAINTENANCE | TRINITY OILFIELD SERVICES & | 413.23 | 0.006363620 | 2.63 |
| LEASE MAINTENANCE | TRINITY OILFIELD SERVICES & | 172.18 | 0.006363620 | 1.10 |
| LEASE MAINTENANCE | TRINITY OILFIELD SERVICES & | 137.74 | 0.006363620 | 0.88 |
| LEASE MAINTENANCE | TRINITY OILFIELD SERVICES & | 275.49 | 0.006363620 | 1.75 |
| LEASE MAINTENANCE | NGL WATER SOLUTIONS PERM | 42.38 | 0.006363620 | 0.27 |
| LEASE MAINTENANCE | TANKLOGIX LLC | 122.71 | 0.006363620 | 0.79 |
| LEASE MAINTENANCE | DELAWARE ENERGY LLC | 204.89 | 0.006363620 | 1.30 |

01-31-2020

023

MEWBOURNE OIL COMPANY

Page 24

TOM M RAGSDALE
400 N SAM HOUSTON PARKWAY EAST
SUITE 601
HOUSTON, TX 77060

INVOICE NO.: 202001-11482
INVOICE DATE: 1-31-2020
OWNER: 035904-1
BILLING FOR: January 2020

| REFERENCE/DESCRIPTION OF CHARGES | | GROSS CHARGES | WORKING INTEREST | NET CHARGE |
|------------------------------------|---------------------------|---------------|------------------|------------|
| LEASE MAINTENANCE | DELAWARE ENERGY LLC | 54.03 | 0.006363620 | 0.34 |
| LEASE MAINTENANCE | DELAWARE ENERGY LLC | 84.42 | 0.006363620 | 0.54 |
| LEASE MAINTENANCE | DELAWARE ENERGY LLC | 28.14 | 0.006363620 | 0.18 |
| LEASE MAINTENANCE | MEWBOURNE OIL COMPANY | 375.00 | 0.006363620 | 2.39 |
| LEASE MAINTENANCE | MEWBOURNE OIL COMPANY | 255.00 | 0.006363620 | 1.62 |
| MISCELLANEOUS EQUIPMENT RENTAL | MEWBOURNE OIL COMPANY | 6,200.00 | 0.006363620 | 39.45 |
| MISCELLANEOUS EQUIPMENT RENTAL | TFH LTD CO | 248.34 | 0.006363620 | 1.58 |
| MISCELLANEOUS EQUIPMENT RENTAL | D&H TRUCKING | 1,743.52 | 0.006363620 | 11.09 |
| MISCELLANEOUS EQUIPMENT RENTAL | D&H TRUCKING | 1,743.52 | 0.006363620 | 11.09 |
| MISCELLANEOUS EQUIPMENT RENTAL | D&H TRUCKING | 1,140.77 | 0.006363620 | 7.26 |
| MISCELLANEOUS EQUIPMENT RENTAL | D&H TRUCKING | 1,140.77 | 0.006363620 | 7.26 |
| MISCELLANEOUS EQUIPMENT RENTAL | D&H TRUCKING | 1,140.77 | 0.006363620 | 7.26 |
| OVERHEAD-FIXED RATE | MEWBOURNE OIL COMPANY | 837.60 | 0.006363620 | 5.33 |
| PUMPING | MEWBOURNE OIL COMPANY | 850.00 | 0.006363620 | 5.41 |
| PUMPING | MEWBOURNE OIL COMPANY | 637.50 | 0.006363620 | 4.06 |
| SALT WATER DISPOSAL | MEWBOURNE OIL COMPANY | 79,502.04 | 0.006363620 | 505.92 |
| SALT WATER DISPOSAL | GUNS UP SERVICES | 386.32 | 0.006363620 | 2.46 |
| SALT WATER DISPOSAL | SARGE TRUCKING SERVICES I | 274.49 | 0.006363620 | 1.75 |
| SALT WATER DISPOSAL | SARGE TRUCKING SERVICES I | 228.74 | 0.006363620 | 1.46 |
| SALT WATER DISPOSAL | NGL WATER SOLUTIONS PERM | 305.58 | 0.006363620 | 1.94 |
| Total Lease Operating Expense Cost | | 162,545.90 | | 1,034.39 |

62916000-30 SUBTOTAL**162,545.90****1,034.39****PROPERTY 62916000 TOTAL****397,257.71****2,527.99****62916000PREPAYMENTS****-2,527.99****PROPERTY: 62958000 62958000-30 GAZELLE 22 B3MD FED COM 1H**Lease Operating Expense

| | | | | |
|--------------------------|--------------------------|--------|-------------|--------|
| CHEMICALS-OIL TREATING | EP&S LLC | 44.50 | 0.195498190 | 8.70 |
| CHEMICALS-WATER TREATING | IMPERATIVE CHEMICAL PART | 476.10 | 0.195498190 | 93.08 |
| CHEMICALS-WATER TREATING | IMPERATIVE CHEMICAL PART | 404.73 | 0.195498190 | 79.12 |
| CHEMICALS-WATER TREATING | IMPERATIVE CHEMICAL PART | 213.23 | 0.195498190 | 41.68 |
| CHEMICALS-WATER TREATING | IMPERATIVE CHEMICAL PART | 61.83 | 0.195498190 | 12.09 |
| CHEMICALS-WATER TREATING | IMPERATIVE CHEMICAL PART | 200.73 | 0.195498190 | 39.24 |
| CHEMICALS-WATER TREATING | IMPERATIVE CHEMICAL PART | 120.14 | 0.195498190 | 23.49 |
| COMPANY SUPERVISION | MEWBOURNE OIL COMPANY | 300.00 | 0.195498190 | 58.65 |
| COMPANY SUPERVISION | MEWBOURNE OIL COMPANY | 600.00 | 0.195498190 | 117.30 |
| COMPRESSOR MAINTENANCE | G&A FABRICATION LLC | 136.78 | 0.195498190 | 26.74 |
| COMPRESSOR MAINTENANCE | G&A FABRICATION LLC | 69.48 | 0.195498190 | 13.58 |
| COMPRESSOR MAINTENANCE | G&A FABRICATION LLC | 75.99 | 0.195498190 | 14.85 |
| COMPRESSOR MAINTENANCE | G&A FABRICATION LLC | 130.55 | 0.195498190 | 25.52 |
| COMPRESSOR MAINTENANCE | G&A FABRICATION LLC | 111.03 | 0.195498190 | 21.71 |
| COMPRESSOR MAINTENANCE | G&A FABRICATION LLC | 81.84 | 0.195498190 | 16.00 |

01-31-2020

024

MEWBOURNE OIL COMPANY

Page 25

TOM M RAGSDALE
400 N SAM HOUSTON PARKWAY EAST
SUITE 601
HOUSTON, TX 77060

INVOICE NO.: 202001-11482
INVOICE DATE: 1-31-2020
OWNER: 035904-1
BILLING FOR: January 2020

| REFERENCE/DESCRIPTION OF CHARGES | | GROSS CHARGES | WORKING INTEREST | NET CHARGE |
|----------------------------------|----------------------------|------------------|---------------------|---------------|
| COMPRESSOR MAINTENANCE | G&A FABRICATION LLC | 155.28 | 0.195498190 | 30.36 |
| COMPRESSOR MAINTENANCE | G&A FABRICATION LLC | 70.53 | 0.195498190 | 13.79 |
| COMPRESSOR MAINTENANCE | G&A FABRICATION LLC | 77.04 | 0.195498190 | 15.06 |
| COMPRESSOR RENTAL/SERVICES | GUNS UP SERVICES | 120.73 | 0.195498190 | 23.60 |
| COMPRESSOR RENTAL/SERVICES | GUNS UP SERVICES | 150.78 | 0.195498190 | 29.47 |
| COMPRESSOR RENTAL/SERVICES | BASELINE ENERGY SERVICES | 78.32 | 0.195498190 | 15.31 |
| COMPRESSOR RENTAL/SERVICES | GRAVITY OILFIELD SERVICES | 25.43 | 0.195498190 | 4.97 |
| COMPRESSOR RENTAL/SERVICES | GRAVITY OILFIELD SERVICES | 273.37 | 0.195498190 | 53.44 |
| COMPRESSOR RENTAL/SERVICES | GRAVITY OILFIELD SERVICES | 282.49 | 0.195498190 | 55.23 |
| CONTRACT SUPERVISION | PACE OILFIELD SERVICES INC | 27.69 | 0.195498190 | 5.41 |
| CONTRACT SUPERVISION | PACE OILFIELD SERVICES INC | 291.50 | 0.195498190 | 56.99 |
| CONTRACT SUPERVISION | PACE OILFIELD SERVICES INC | 291.50 | 0.195498190 | 56.99 |
| CONTRACT SUPERVISION | PACE OILFIELD SERVICES INC | 291.50 | 0.195498190 | 56.99 |
| CONTRACT SUPERVISION | PACE OILFIELD SERVICES INC | 291.50 | 0.195498190 | 56.99 |
| CONTRACT SUPERVISION | PACE OILFIELD SERVICES INC | 291.50 | 0.195498190 | 56.99 |
| CONTRACT SUPERVISION | PACE OILFIELD SERVICES INC | 291.50 | 0.195498190 | 56.99 |
| CONTRACT SUPERVISION | PACE OILFIELD SERVICES INC | 291.50 | 0.195498190 | 56.99 |
| FUEL, POWER & ELECTRICAL | XCEL ENERGY | 465.81 | 0.195498190 | 91.06 |
| FUEL, POWER & ELECTRICAL | PILOT THOMAS LOGISTICS LLC | 74.56 | 0.195498190 | 14.58 |
| FUEL, POWER & ELECTRICAL | PILOT THOMAS LOGISTICS LLC | 88.93 | 0.195498190 | 17.38 |
| FUEL, POWER & ELECTRICAL | PILOT THOMAS LOGISTICS LLC | 83.40 | 0.195498190 | 16.31 |
| FUEL, POWER & ELECTRICAL | PILOT THOMAS LOGISTICS LLC | 34.51 | 0.195498190 | 6.75 |
| FUEL, POWER & ELECTRICAL | PILOT THOMAS LOGISTICS LLC | 80.99 | 0.195498190 | 15.83 |
| FUEL, POWER & ELECTRICAL | PILOT THOMAS LOGISTICS LLC | 25.66 | 0.195498190 | 5.02 |
| FUEL, POWER & ELECTRICAL | PILOT THOMAS LOGISTICS LLC | 21.32 | 0.195498190 | 4.17 |
| FUEL, POWER & ELECTRICAL | PILOT THOMAS LOGISTICS LLC | 28.33 | 0.195498190 | 5.54 |
| FUEL, POWER & ELECTRICAL | PILOT THOMAS LOGISTICS LLC | 21.01 | 0.195498190 | 4.11 |
| FUEL, POWER & ELECTRICAL | PILOT THOMAS LOGISTICS LLC | 52.70 | 0.195498190 | 10.30 |
| FUEL, POWER & ELECTRICAL | PILOT THOMAS LOGISTICS LLC | 39.48 | 0.195498190 | 7.72 |
| FUEL, POWER & ELECTRICAL | PILOT THOMAS LOGISTICS LLC | 28.41 | 0.195498190 | 5.55 |
| FUEL, POWER & ELECTRICAL | PILOT THOMAS LOGISTICS LLC | 42.01 | 0.195498190 | 8.21 |
| FUEL, POWER & ELECTRICAL | PILOT THOMAS LOGISTICS LLC | 33.36 | 0.195498190 | 6.52 |
| LEASE MAINTENANCE | SUNDANCE SERVICES INC | 42.93 | 0.195498190 | 8.40 |
| LEASE MAINTENANCE | AMERICAN MILLENNIUM CORP | 18.32 | 0.195498190 | 3.58 |
| LEASE MAINTENANCE | K&S OILFIELD SUPPLIES LLC | 378.77 | 0.195498190 | 74.04 |
| LEASE MAINTENANCE | K&S OILFIELD SUPPLIES LLC | 40.00 | 0.195498190 | 7.82 |
| LEASE MAINTENANCE | K&S OILFIELD SUPPLIES LLC | 322.61 | 0.195498190 | 63.08 |
| LEASE MAINTENANCE | K&S OILFIELD SUPPLIES LLC | 40.46 | 0.195498190 | 7.91 |
| LEASE MAINTENANCE | K&S OILFIELD SUPPLIES LLC | 491.27 | 0.195498190 | 96.04 |
| LEASE MAINTENANCE | TURNCO ENTERPRISES LLC | 51.76 | 0.195498190 | 10.12 |
| LEASE MAINTENANCE | TURNCO ENTERPRISES LLC | 356.25 | 0.195498190 | 69.65 |
| LEASE MAINTENANCE | TURNCO ENTERPRISES LLC | 190.00 | 0.195498190 | 37.14 |

01-31-2020

025

MEWBOURNE OIL COMPANY

Page 26

TOM M RAGSDALE
400 N SAM HOUSTON PARKWAY EAST
SUITE 601
HOUSTON, TX 77060

INVOICE NO.: 202001-11482
INVOICE DATE: 1-31-2020
OWNER: 035904-1
BILLING FOR: January 2020

| REFERENCE/DESCRIPTION OF CHARGES | | GROSS CHARGES | WORKING INTEREST | NET CHARGE |
|--|---------------------------|------------------|------------------|-----------------|
| LEASE MAINTENANCE | TURNCO ENTERPRISES LLC | 127.50 | 0.195498190 | 24.93 |
| LEASE MAINTENANCE | TURNCO ENTERPRISES LLC | 142.50 | 0.195498190 | 27.87 |
| LEASE MAINTENANCE | INGRAM PROFESSIONAL SERV | 224.31 | 0.195498190 | 43.85 |
| LEASE MAINTENANCE | EP&S LLC | 158.87 | 0.195498190 | 31.06 |
| LEASE MAINTENANCE | EP&S LLC | 140.16 | 0.195498190 | 27.40 |
| LEASE MAINTENANCE | EP&S LLC | 265.41 | 0.195498190 | 51.89 |
| LEASE MAINTENANCE | AY TRUCKING INC | 147.84 | 0.195498190 | 28.90 |
| LEASE MAINTENANCE | AY TRUCKING INC | 118.27 | 0.195498190 | 23.11 |
| MISCELLANEOUS EQUIPMENT RENTAL | MEWBOURNE OIL COMPANY | 260.40 | 0.195498190 | 50.91 |
| OVERHEAD-FIXED RATE | MEWBOURNE OIL COMPANY | 837.60 | 0.195498190 | 163.75 |
| PRIME MOVER MAINTENANCE | HR COMPRESSION & SERVICE | 324.80 | 0.195498190 | 63.50 |
| PUMPING | MEWBOURNE OIL COMPANY | 850.00 | 0.195498190 | 166.17 |
| PUMPING | MEWBOURNE OIL COMPANY | 637.50 | 0.195498190 | 124.63 |
| SALT WATER DISPOSAL | OWL SWD OPERATING LLC | 7,711.46 | 0.195498190 | 1,507.58 |
| SALT WATER DISPOSAL | OWL SWD OPERATING LLC | 2,733.04 | 0.195498190 | 534.30 |
| SALT WATER DISPOSAL | NGL WATER SOLUTIONS PERM | 5,223.90 | 0.195498190 | 1,021.26 |
| SALT WATER DISPOSAL | NGL WATER SOLUTIONS PERM | 3,100.53 | 0.195498190 | 606.15 |
| SALT WATER DISPOSAL | AY TRUCKING INC | 378.98 | 0.195498190 | 74.08 |
| SALT WATER DISPOSAL | DELAWARE ENERGY LLC | 56.05 | 0.195498190 | 10.96 |
| SALT WATER DISPOSAL | LIMESTONE BASIN PROPERTIE | 179.89 | 0.195498190 | 35.17 |
| SITE RESTORATION & EXCAVATION | TRINITY OILFIELD SERVICES | 45.02 | 0.195498190 | 8.80 |
| Total Lease Operating Expense Cost | | 33,045.97 | | 6,460.42 |
| 62958000-30 SUBTOTAL | | 33,045.97 | | 6,460.42 |
| PROPERTY 62958000 TOTAL | | 33,045.97 | | 6,460.42 |
| PROPERTY: 72185000 72185000-10 CREEDENCE 21/16 W0FC ST COM 4H | | | | |
| <u>Intangible Well Cost</u> | | | | |
| COMPANY SUPERVISION | MEWBOURNE OIL COMPANY | 312.50 | 0.006363620 | 1.99 |
| PERMITS AND SURVEYS | RRC SURVEYING LLC | 1,839.69 | 0.006363620 | 11.71 |
| PERMITS AND SURVEYS | BUREAU OF LAND MANAGEM | 354.13 | 0.006363620 | 2.25 |
| Total Intangible Well Cost Cost | | 2,506.32 | | 15.95 |
| <u>Intangible Well Cost</u> | | | | |
| COMPANY SUPERVISION | MEWBOURNE OIL COMPANY | 625.00 | 0.006363620 | 3.98 |
| COMPANY SUPERVISION | MEWBOURNE OIL COMPANY | 3,750.00 | 0.006363620 | 23.86 |
| Total Intangible Well Cost Cost | | 4,375.00 | | 27.84 |
| <u>Intangible Well Cost</u> | | | | |
| COMPANY SUPERVISION | MEWBOURNE OIL COMPANY | 600.00 | 0.006363620 | 3.82 |
| COMPANY SUPERVISION | MEWBOURNE OIL COMPANY | 300.00 | 0.006363620 | 1.91 |
| LOCATION, ROADS, PITS & SITE | PECOS VALLEY ARTESIAN | 14,584.05 | 0.006363620 | 92.81 |
| LOCATION, ROADS, PITS & SITE | PECOS VALLEY ARTESIAN | 0.00 | 0.006363620 | 0.00 |

01-31-2020

026

MEWBOURNE OIL COMPANY

Page 27

TOM M RAGSDALE
400 N SAM HOUSTON PARKWAY EAST
SUITE 601
HOUSTON, TX 77060

INVOICE NO.: 202001-11482
INVOICE DATE: 1-31-2020
OWNER: 035904-1
BILLING FOR: January 2020

| REFERENCE/DESCRIPTION OF CHARGES | | GROSS CHARGES | WORKING INTEREST | NET CHARGE |
|----------------------------------|----------------------------|---------------|------------------|------------|
| Total Intangible Well Cost Cost | | 15,484.05 | | 98.54 |
| <u>Intangible Well Cost</u> | | | | |
| COMPANY SUPERVISION | MEWBOURNE OIL COMPANY | 287.50 | 0.006363620 | 1.83 |
| COMPANY SUPERVISION | MEWBOURNE OIL COMPANY | 862.50 | 0.006363620 | 5.49 |
| Total Intangible Well Cost Cost | | 1,150.00 | | 7.32 |
| <u>Intangible Well Cost</u> | | | | |
| LOCATION, ROADS, PITS & SITE | A-1 SIGN ENGRAVERS INC | 90.01 | 0.006363620 | 0.57 |
| Total Intangible Well Cost Cost | | 90.01 | | 0.57 |
| <u>Intangible Well Cost</u> | | | | |
| BITS | HALLIBURTON ENERGY SERV | 10,530.32 | 0.006363620 | 67.01 |
| BITS | ULTERRA DRILLING | 1,167.66 | 0.006363620 | 7.43 |
| BITS | ULTERRA DRILLING | 8,467.13 | 0.006363620 | 53.88 |
| CASING, TUBING, SNUBBING SERV | BUTCH'S RAT HOLE & ANCHOR | 4,126.28 | 0.006363620 | 26.26 |
| CASING, TUBING, SNUBBING SERV | BUTCH'S RAT HOLE & ANCHOR | 12,978.83 | 0.006363620 | 82.59 |
| CASING, TUBING, SNUBBING SERV | NORTH AMERICAN TUBULAR | 2,860.87 | 0.006363620 | 18.21 |
| CEMENTING | BOND COAT INC | 13,780.90 | 0.006363620 | 87.70 |
| CEMENTING | WEATHERFORD US LP | 1,667.27 | 0.006363620 | 10.61 |
| CEMENTING | WEATHERFORD US LP | 2,627.93 | 0.006363620 | 16.72 |
| CEMENTING | WEATHERFORD US LP | 1,378.87 | 0.006363620 | 8.77 |
| CEMENTING | PAR FIVE ENERGY SERVICES I | 15,075.76 | 0.006363620 | 95.94 |
| CEMENTING | PAR FIVE ENERGY SERVICES I | 35,156.02 | 0.006363620 | 223.72 |
| CEMENTING | PAR FIVE ENERGY SERVICES I | 34,556.13 | 0.006363620 | 219.90 |
| CEMENTING | PAR FIVE ENERGY SERVICES I | 17,652.66 | 0.006363620 | 112.33 |
| COMPANY SUPERVISION | MEWBOURNE OIL COMPANY | 600.00 | 0.006363620 | 3.82 |
| COMPANY SUPERVISION | MEWBOURNE OIL COMPANY | 600.00 | 0.006363620 | 3.82 |
| COMPANY SUPERVISION | MEWBOURNE OIL COMPANY | 1,200.00 | 0.006363620 | 7.64 |
| COMPANY SUPERVISION | MEWBOURNE OIL COMPANY | 600.00 | 0.006363620 | 3.82 |
| COMPANY SUPERVISION | MEWBOURNE OIL COMPANY | 800.00 | 0.006363620 | 5.09 |
| COMPANY SUPERVISION | MEWBOURNE OIL COMPANY | 900.00 | 0.006363620 | 5.73 |
| COMPANY SUPERVISION | MEWBOURNE OIL COMPANY | 800.00 | 0.006363620 | 5.09 |
| COMPANY SUPERVISION | MEWBOURNE OIL COMPANY | 2,400.00 | 0.006363620 | 15.27 |
| COMPANY SUPERVISION | MEWBOURNE OIL COMPANY | 1,596.00 | 0.006363620 | 10.16 |
| COMPANY SUPERVISION | MEWBOURNE OIL COMPANY | 2,184.00 | 0.006363620 | 13.90 |
| COMPANY SUPERVISION | MEWBOURNE OIL COMPANY | 9,000.00 | 0.006363620 | 57.27 |
| CONTRACT SUPERVISION | GSM OILFIELD SERVICES INC | 4,730.63 | 0.006363620 | 30.10 |
| CONTRACT SUPERVISION | GSM OILFIELD SERVICES INC | 11,038.13 | 0.006363620 | 70.24 |
| CONTRACT SUPERVISION | GSM OILFIELD SERVICES INC | 11,038.13 | 0.006363620 | 70.24 |
| DAY WORK, FOOTAGE, TURNKEY | PATTERSON-UTI DRILLING CO | 107,972.60 | 0.006363620 | 687.10 |
| DAY WORK, FOOTAGE, TURNKEY | PATTERSON-UTI DRILLING CO | 426,763.77 | 0.006363620 | 2,715.76 |

01-31-2020

027

MEWBOURNE OIL COMPANY

Page 28

TOM M RAGSDALE
400 N SAM HOUSTON PARKWAY EAST
SUITE 601
HOUSTON, TX 77060

INVOICE NO.: 202001-11482
INVOICE DATE: 1-31-2020
OWNER: 035904-1
BILLING FOR: January 2020

| REFERENCE/DESCRIPTION OF CHARGES | | GROSS CHARGES | WORKING INTEREST | NET CHARGE |
|----------------------------------|-----------------------------|---------------|------------------|------------|
| EQUIPMENT RENTAL | MAN WELDING SERVICE | 527.50 | 0.006363620 | 3.36 |
| EQUIPMENT RENTAL | PATTERSON-UTI DRILLING CO | 794.69 | 0.006363620 | 5.06 |
| EQUIPMENT RENTAL | PATTERSON-UTI DRILLING CO | 5,297.92 | 0.006363620 | 33.71 |
| EQUIPMENT RENTAL | PATTERSON-UTI DRILLING CO | 22,251.24 | 0.006363620 | 141.60 |
| EQUIPMENT RENTAL | BLAIR TOOL LLC | 10,446.26 | 0.006363620 | 66.48 |
| EQUIPMENT RENTAL | DUKE OILFIELD SERVICES LLC | 448.38 | 0.006363620 | 2.85 |
| EQUIPMENT RENTAL | DUKE OILFIELD SERVICES LLC | 627.73 | 0.006363620 | 3.99 |
| EQUIPMENT RENTAL | DUKE OILFIELD SERVICES LLC | 627.73 | 0.006363620 | 3.99 |
| EQUIPMENT RENTAL | POWERSAT COMMUNICATION | 1,399.24 | 0.006363620 | 8.90 |
| EQUIPMENT RENTAL | OIL PATCH GROUP INC | 741.71 | 0.006363620 | 4.72 |
| EQUIPMENT RENTAL | OIL PATCH GROUP INC | 8,756.40 | 0.006363620 | 55.72 |
| EQUIPMENT RENTAL | D WEBB INDUSTRIES LLC | 1,026.18 | 0.006363620 | 6.53 |
| FUEL | FRONK OIL COMPANY INC | 16,789.59 | 0.006363620 | 106.84 |
| FUEL | FRONK OIL COMPANY INC | 16,376.42 | 0.006363620 | 104.21 |
| FUEL | FRONK OIL COMPANY INC | 17,367.98 | 0.006363620 | 110.52 |
| FUEL | FRONK OIL COMPANY INC | 16,532.35 | 0.006363620 | 105.21 |
| FUEL | FRONK OIL COMPANY INC | 16,006.51 | 0.006363620 | 101.86 |
| INSPECTION & REPAIR SERVICES | HOBBS RENTAL CORPORATION | 3,227.48 | 0.006363620 | 20.54 |
| INSPECTION & REPAIR SERVICES | CHARLIE'S FIELD SERVICE INC | 1,788.05 | 0.006363620 | 11.38 |
| INTANGIBLE SUPPLIES | CONTINENTAL WIRE CLOTH L | 4,556.21 | 0.006363620 | 28.99 |
| LOCATION RESTORATION | DUKE OILFIELD SERVICES LLC | 2,510.90 | 0.006363620 | 15.98 |
| LOCATION RESTORATION | DUKE OILFIELD SERVICES LLC | 5,064.00 | 0.006363620 | 32.23 |
| LOCATION RESTORATION | DUKE OILFIELD SERVICES LLC | 4,772.82 | 0.006363620 | 30.37 |
| LOCATION RESTORATION | DUKE OILFIELD SERVICES LLC | 1,614.15 | 0.006363620 | 10.27 |
| LOCATION RESTORATION | DUKE OILFIELD SERVICES LLC | 1,899.00 | 0.006363620 | 12.08 |
| LOCATION RESTORATION | DUKE OILFIELD SERVICES LLC | 7,872.94 | 0.006363620 | 50.10 |
| LOCATION RESTORATION | DUKE OILFIELD SERVICES LLC | 11,837.10 | 0.006363620 | 75.33 |
| LOCATION RESTORATION | DUKE OILFIELD SERVICES LLC | 2,658.60 | 0.006363620 | 16.92 |
| LOCATION RESTORATION | DUKE OILFIELD SERVICES LLC | 4,905.75 | 0.006363620 | 31.22 |
| LOCATION RESTORATION | DUKE OILFIELD SERVICES LLC | 2,658.60 | 0.006363620 | 16.92 |
| LOCATION RESTORATION | DUKE OILFIELD SERVICES LLC | 1,028.63 | 0.006363620 | 6.55 |
| LOCATION RESTORATION | R360 ENVIRONMENTAL SOLU | 15,450.00 | 0.006363620 | 98.32 |
| LOCATION RESTORATION | R360 ENVIRONMENTAL SOLU | 27,320.00 | 0.006363620 | 173.85 |
| LOCATION RESTORATION | R360 ENVIRONMENTAL SOLU | 2,004.50 | 0.006363620 | 12.76 |
| LOCATION RESTORATION | R360 ENVIRONMENTAL SOLU | 24,960.00 | 0.006363620 | 158.84 |
| LOCATION RESTORATION | R360 ENVIRONMENTAL SOLU | 2,305.18 | 0.006363620 | 14.67 |
| LOCATION RESTORATION | OIL PATCH GROUP INC | 244.76 | 0.006363620 | 1.56 |
| LOCATION RESTORATION | OIL PATCH GROUP INC | 1,468.58 | 0.006363620 | 9.35 |
| LOCATION RESTORATION | OIL PATCH GROUP INC | 1,328.72 | 0.006363620 | 8.46 |
| LOCATION RESTORATION | QATAR LLC | 1,130.28 | 0.006363620 | 7.19 |
| LOCATION RESTORATION | QATAR LLC | 968.81 | 0.006363620 | 6.17 |
| LOCATION RESTORATION | QATAR LLC | 968.81 | 0.006363620 | 6.17 |

01-31-2020

028

MEWBOURNE OIL COMPANY

Page 29

TOM M RAGSDALE
400 N SAM HOUSTON PARKWAY EAST
SUITE 601
HOUSTON, TX 77060

INVOICE NO.: 202001-11482
INVOICE DATE: 1-31-2020
OWNER: 035904-1
BILLING FOR: January 2020

| REFERENCE/DESCRIPTION OF CHARGES | | GROSS CHARGES | WORKING INTEREST | NET CHARGE |
|----------------------------------|----------------------------|---------------|------------------|------------|
| LOCATION RESTORATION | QATAR LLC | 3,390.84 | 0.006363620 | 21.58 |
| LOCATION RESTORATION | QATAR LLC | 1,937.62 | 0.006363620 | 12.33 |
| LOCATION RESTORATION | BCNC OILFIELD SERVICES LLC | 2,413.13 | 0.006363620 | 15.36 |
| LOCATION RESTORATION | BCNC OILFIELD SERVICES LLC | 3,861.00 | 0.006363620 | 24.57 |
| LOCATION, ROADS, PITS & SITE | DIAMONDBACK DISPOSAL SEI | 28,262.59 | 0.006363620 | 179.85 |
| MUD | PATTERSON-UTI DRILLING CO | 11,432.90 | 0.006363620 | 72.75 |
| MUD | FRONK OIL COMPANY INC | 1,361.58 | 0.006363620 | 8.66 |
| MUD | FRONK OIL COMPANY INC | 17,265.31 | 0.006363620 | 109.87 |
| MUD | FRONK OIL COMPANY INC | 9,862.60 | 0.006363620 | 62.76 |
| MUD | QATAR LLC | 484.41 | 0.006363620 | 3.08 |
| MUD LOGGING | MORCO GEOLOGICAL SERVICE | 17,667.12 | 0.006363620 | 112.43 |
| OVERHEAD FIXED RATE | MEWBOURNE OIL COMPANY | 1,290.32 | 0.006363620 | 8.21 |
| RIG MOBILIZATION | PATTERSON-UTI DRILLING CO | 13,526.25 | 0.006363620 | 86.08 |
| RIG MOBILIZATION | ROAD RUNNER TRUCKING LLC | 28,000.00 | 0.006363620 | 178.18 |
| TESTING | MAN WELDING SERVICE | 2,215.50 | 0.006363620 | 14.10 |
| TESTING | MAN WELDING SERVICE | 4,620.91 | 0.006363620 | 29.41 |
| TRANSPORTATION | HUGHES OILFIELD TRANSPOR | 500.54 | 0.006363620 | 3.19 |
| TRANSPORTATION | HUGHES OILFIELD TRANSPOR | 549.25 | 0.006363620 | 3.50 |
| TRANSPORTATION | HUGHES OILFIELD TRANSPOR | 564.64 | 0.006363620 | 3.59 |
| TRANSPORTATION | HUGHES OILFIELD TRANSPOR | 589.25 | 0.006363620 | 3.75 |
| TRANSPORTATION | DIVINE ENERGY SERVICES LL | 841.15 | 0.006363620 | 5.35 |
| TRANSPORTATION | DIVINE ENERGY SERVICES LL | 1,081.48 | 0.006363620 | 6.88 |
| TRANSPORTATION | DIVINE ENERGY SERVICES LL | 1,562.13 | 0.006363620 | 9.94 |
| TRANSPORTATION | MCCULLAR AND SON'S WELDI | 794.87 | 0.006363620 | 5.06 |
| TRANSPORTATION | TEJAS HOT SHOT SERVICE & | 1,356.35 | 0.006363620 | 8.63 |
| TRANSPORTATION | TEJAS HOT SHOT SERVICE & | 1,805.93 | 0.006363620 | 11.49 |
| WATER AND OTHER | DUKE OILFIELD SERVICES LLC | 3,634.48 | 0.006363620 | 23.13 |
| WATER AND OTHER | DUKE OILFIELD SERVICES LLC | 5,451.71 | 0.006363620 | 34.69 |
| WATER AND OTHER | DUKE OILFIELD SERVICES LLC | 1,509.71 | 0.006363620 | 9.61 |
| WATER AND OTHER | DUKE OILFIELD SERVICES LLC | 1,090.34 | 0.006363620 | 6.94 |
| WATER AND OTHER | DUKE OILFIELD SERVICES LLC | 2,568.93 | 0.006363620 | 16.35 |
| WATER AND OTHER | DUKE OILFIELD SERVICES LLC | 2,386.41 | 0.006363620 | 15.19 |
| WATER AND OTHER | DUKE OILFIELD SERVICES LLC | 1,453.79 | 0.006363620 | 9.25 |
| WATER AND OTHER | OIL PATCH GROUP INC | 330.59 | 0.006363620 | 2.10 |
| WATER AND OTHER | OIL PATCH GROUP INC | 1,551.23 | 0.006363620 | 9.87 |
| WATER AND OTHER | QATAR LLC | 901.53 | 0.006363620 | 5.74 |
| WATER AND OTHER | QATAR LLC | 3,606.13 | 0.006363620 | 22.95 |
| WATER AND OTHER | QATAR LLC | 2,650.77 | 0.006363620 | 16.87 |
| WATER AND OTHER | QATAR LLC | 6,813.98 | 0.006363620 | 43.36 |
| WELDING & CONSTRUCTION | MCCULLAR AND SON'S WELDI | 2,230.42 | 0.006363620 | 14.19 |
| WELDING & CONSTRUCTION | MCCULLAR AND SON'S WELDI | 900.65 | 0.006363620 | 5.73 |
| WELDING & CONSTRUCTION | MCCULLAR AND SON'S WELDI | 450.32 | 0.006363620 | 2.87 |

01-31-2020

029

MEWBOURNE OIL COMPANY

Page 30

TOM M RAGSDALE
400 N SAM HOUSTON PARKWAY EAST
SUITE 601
HOUSTON, TX 77060

INVOICE NO.: 202001-11482
INVOICE DATE: 1-31-2020
OWNER: 035904-1
BILLING FOR: January 2020

| REFERENCE/DESCRIPTION OF CHARGES | | GROSS CHARGES | WORKING INTEREST | NET CHARGE |
|--|---------------------------|---------------------|------------------|------------------|
| Total Intangible Well Cost Cost | | 1,209,580.25 | | 7,697.33 |
| <u>Tangible Well Cost</u> | | | | |
| CASING (10.1" - 19.0") | SOONER PIPE LLC | 19,101.63 | 0.006363620 | 121.56 |
| CASING (8.1" - 10.0") | SOONER PIPE LLC | 73,044.88 | 0.006363620 | 464.83 |
| DRILLING HEAD | SOONER PIPE LLC | 1,717.85 | 0.006363620 | 10.93 |
| DRILLING HEAD | CAMERON INTERNATIONAL | 29,273.35 | 0.006363620 | 186.28 |
| DRILLING HEAD | CAMERON INTERNATIONAL | 2,554.54 | 0.006363620 | 16.26 |
| DRILLING HEAD | CAMERON INTERNATIONAL | 5,023.92 | 0.006363620 | 31.97 |
| DRILLING HEAD | CAMERON INTERNATIONAL | 5,592.65 | 0.006363620 | 35.59 |
| Total Tangible Well Cost Cost | | 136,308.82 | | 867.42 |
| 72185000-10 SUBTOTAL | | 1,369,494.45 | 8,714.97 | |
| PROPERTY: 72185000 72185000-20 CREEDENCE 21/16 W0FC ST COM 4H | | | | |
| <u>Intangible Well Cost</u> | | | | |
| COMPANY SUPERVISION | MEWBOURNE OIL COMPANY | 312.50 | 0.006363620 | 1.99 |
| Total Intangible Well Cost Cost | | 312.50 | | 1.99 |
| <u>Intangible Well Cost</u> | | | | |
| COMPANY SUPERVISION | MEWBOURNE OIL COMPANY | 1,250.00 | 0.006363620 | 7.95 |
| Total Intangible Well Cost Cost | | 1,250.00 | | 7.95 |
| <u>Intangible Well Cost</u> | | | | |
| DAY WORK, FOOTAGE, TURNKEY | PATTERSON-UTI DRILLING CO | 46,891.91 | 0.006363620 | 298.40 |
| Total Intangible Well Cost Cost | | 46,891.91 | | 298.40 |
| <u>Tangible Well Cost</u> | | | | |
| CASING (4.1" - 6.0") | SOONER PIPE LLC | 4,165.72 | 0.006363620 | 26.51 |
| Total Tangible Well Cost Cost | | 4,165.72 | | 26.51 |
| 72185000-20 SUBTOTAL | | 52,620.13 | 334.85 | |
| PROPERTY 72185000 TOTAL | | 1,422,114.58 | 9,049.82 | |
| 72185000PREPAYMENTS | | | | -9,049.82 |
| PROPERTY: 72186000 72186000-10 CREEDENCE 21/16 W1FC ST COM 3H | | | | |
| <u>Intangible Well Cost</u> | | | | |
| COMPANY SUPERVISION | MEWBOURNE OIL COMPANY | 312.50 | 0.006363620 | 1.99 |
| PERMITS AND SURVEYS | RRC SURVEYING LLC | 1,884.73 | 0.006363620 | 11.99 |
| PERMITS AND SURVEYS | BUREAU OF LAND MANAGEM | 354.13 | 0.006363620 | 2.25 |
| Total Intangible Well Cost Cost | | 2,551.36 | | 16.23 |
| <u>Intangible Well Cost</u> | | | | |
| COMPANY SUPERVISION | MEWBOURNE OIL COMPANY | 625.00 | 0.006363620 | 3.98 |
| COMPANY SUPERVISION | MEWBOURNE OIL COMPANY | 2,500.00 | 0.006363620 | 15.91 |
| Total Intangible Well Cost Cost | | 3,125.00 | | 19.89 |

01-31-2020

030

MEWBOURNE OIL COMPANY

Page 31

TOM M RAGSDALE
400 N SAM HOUSTON PARKWAY EAST
SUITE 601
HOUSTON, TX 77060

INVOICE NO.: 202001-11482
INVOICE DATE: 1-31-2020
OWNER: 035904-1
BILLING FOR: January 2020

| REFERENCE/DESCRIPTION OF CHARGES | | GROSS CHARGES | WORKING INTEREST | NET CHARGE |
|--|---------------------------|-------------------|------------------|------------|
| <u>Intangible Well Cost</u> | | | | |
| COMPANY SUPERVISION | MEWBOURNE OIL COMPANY | 600.00 | 0.006363620 | 3.82 |
| COMPANY SUPERVISION | MEWBOURNE OIL COMPANY | 300.00 | 0.006363620 | 1.91 |
| LOCATION, ROADS, PITS & SITE | PECOS VALLEY ARTESIAN | 0.00 | 0.006363620 | 0.00 |
| LOCATION, ROADS, PITS & SITE | PECOS VALLEY ARTESIAN | 14,584.05 | 0.006363620 | 92.81 |
| PERMITS AND SURVEYS | RRC SURVEYING LLC | 138.93 | 0.006363620 | 0.88 |
| PERMITS AND SURVEYS | RRC SURVEYING LLC | 138.93 | 0.006363620 | 0.88 |
| Total Intangible Well Cost Cost | | 15,761.91 | | 100.30 |
| <u>Intangible Well Cost</u> | | | | |
| COMPANY SUPERVISION | MEWBOURNE OIL COMPANY | 287.50 | 0.006363620 | 1.83 |
| COMPANY SUPERVISION | MEWBOURNE OIL COMPANY | 1,437.50 | 0.006363620 | 9.15 |
| Total Intangible Well Cost Cost | | 1,725.00 | | 10.98 |
| <u>Intangible Well Cost</u> | | | | |
| LOCATION, ROADS, PITS & SITE | A-1 SIGN ENGRAVERS INC | 89.97 | 0.006363620 | 0.57 |
| Total Intangible Well Cost Cost | | 89.97 | | 0.57 |
| <u>Intangible Well Cost</u> | | | | |
| COMPANY SUPERVISION | MEWBOURNE OIL COMPANY | 600.00 | 0.006363620 | 3.82 |
| COMPANY SUPERVISION | MEWBOURNE OIL COMPANY | 400.00 | 0.006363620 | 2.55 |
| EQUIPMENT RENTAL | MAN WELDING SERVICE | 527.50 | 0.006363620 | 3.36 |
| EQUIPMENT RENTAL | PATTERSON-UTI DRILLING CO | 794.68 | 0.006363620 | 5.06 |
| LOCATION, ROADS, PITS & SITE | DIAMONDBACK DISPOSAL SEI | 28,262.59 | 0.006363620 | 179.85 |
| MUD | QATAR LLC | 484.40 | 0.006363620 | 3.08 |
| RIG MOBILIZATION | PATTERSON-UTI DRILLING CO | 13,526.23 | 0.006363620 | 86.08 |
| RIG MOBILIZATION | ROAD RUNNER TRUCKING LLC | 28,000.00 | 0.006363620 | 178.18 |
| WELDING & CONSTRUCTION | MCCULLAR AND SON'S WELDI | 2,230.42 | 0.006363620 | 14.19 |
| Total Intangible Well Cost Cost | | 74,825.82 | | 476.17 |
| <u>Tangible Well Cost</u> | | | | |
| DRILLING HEAD | SOONER PIPE LLC | 1,717.81 | 0.006363620 | 10.93 |
| DRILLING HEAD | CAMERON INTERNATIONAL | 2,391.59 | 0.006363620 | 15.22 |
| Total Tangible Well Cost Cost | | 4,109.40 | | 26.15 |
| 72186000-10 SUBTOTAL | | 102,188.46 | 650.29 | |
| PROPERTY: 72186000 72186000-20 CREEDENCE 21/16 WIFC ST COM 3H | | | | |
| <u>Intangible Well Cost</u> | | | | |
| COMPANY SUPERVISION | MEWBOURNE OIL COMPANY | 312.50 | 0.006363620 | 1.99 |
| Total Intangible Well Cost Cost | | 312.50 | | 1.99 |
| <u>Intangible Well Cost</u> | | | | |

01-31-2020

031

MEWBOURNE OIL COMPANY

Page 32

| | |
|--|--|
| TOM M RAGSDALE 400 N SAM HOUSTON PARKWAY EAST SUITE 601 HOUSTON, TX 77060 | INVOICE NO.: 202001-11482 INVOICE DATE: 1-31-2020 OWNER: 035904-1 BILLING FOR: January 2020 |
|--|--|

| REFERENCE/DESCRIPTION OF CHARGES | | GROSS CHARGES | WORKING INTEREST | NET CHARGE |
|----------------------------------|-----------------------|------------------|---------------------|---------------|
| COMPANY SUPERVISION | MEWBOURNE OIL COMPANY | 1,250.00 | 0.006363620 | 7.95 |
| Total Intangible Well Cost Cost | | 1,250.00 | | 7.95 |
| 72186000-20 SUBTOTAL | | 1,562.50 | 9.94 | |
| PROPERTY 72186000 TOTAL | | 103,750.96 | 660.23 | |
| 72186000PREPAYMENTS | | | | -660.23 |

MEWBOURNE OIL COMPANY

MEWBOURNE OIL COMPANY
P O BOX 7698
TYLER, TX 75711-7698

TOM M RAGSDALE
400 N SAM HOUSTON PARKWAY EAST
SUITE 601
HOUSTON, TX 77060

INVOICE NO.: 202002-13480
INVOICE DATE: 2-29-2020
OWNER: 035904-1
BILLING FOR: February 2020

BALANCE FORWARD**53,159.53**

| CURRENT PERIOD ADJUSTMENT | AMOUNT |
|---------------------------|--------|
| | 0.00 |

| CURRENT CHARGES | GROSS | INTEREST | NET |
|---|---------------------|--------------|------------------|
| 62390000 - PRONGHORN 15 B3BO FED COM 1H TIER: 3 0 | 19,716.44 | 0.0683747500 | 1,348.10 |
| 62391000 - PRONGHORN 15 B3CN FED COM 1H TIER: 3 0 | 10,879.40 | 0.0683747500 | 743.86 |
| 62392000 - PRONGHORN 15 B3DM FED COM 1H TIER: 3 0 | 20,720.20 | 0.0683747500 | 1,416.75 |
| 62774000 - IBEX 10 B3MD FED COM 1H TIER: 3 0 | 31,809.78 | 0.0527536400 | 1,659.09 |
| 62775000 - IBEX 10 B3NC FED COM 1H TIER: 3 0 | 34,470.84 | 0.0527536400 | 1,799.38 |
| 62776000 - IBEX 10 B3OB FED COM 1H TIER: 3 0 | 19,580.37 | 0.0322507100 | 614.96 |
| 62906000 - GAZELLE 22 B2MD FED COM 2H TIER: 3 0 | 18,719.94 | 0.1954981900 | 3,659.71 |
| 62915000 - CREEDENCE 21/16 W0ED ST COM 2H TIER: 2 0 | 223,648.21 | 0.0063636200 | 1,423.22 |
| 62915000 - CREEDENCE 21/16 W0ED ST COM 2H TIER: 3 0 | 173,084.57 | 0.0063636200 | 1,101.45 |
| 62916000 - CREEDENCE 21/16 W1ED ST COM 1H TIER: 1 0 | 1,398.65 | 0.0063636200 | 8.90 |
| 62916000 - CREEDENCE 21/16 W1ED ST COM 1H TIER: 2 0 | 223,648.09 | 0.0063636200 | 1,423.22 |
| 62916000 - CREEDENCE 21/16 W1ED ST COM 1H TIER: 3 0 | 168,664.76 | 0.0063636200 | 1,073.34 |
| 62958000 - GAZELLE 22 B3MD FED COM 1H TIER: 3 0 | 19,512.26 | 0.1954981900 | 3,814.65 |
| 72185000 - CREEDENCE 21/16 W0FC ST COM 4H TIER: 1 0 | 1,145,591.45 | 0.0063636200 | 7,290.12 |
| 72185000 - CREEDENCE 21/16 W0FC ST COM 4H TIER: 2 0 | 126,476.60 | 0.0063636200 | 804.85 |
| 72186000 - CREEDENCE 21/16 W1FC ST COM 3H TIER: 1 0 | 1,580,946.85 | 0.0063636200 | 10,060.47 |
| 72186000 - CREEDENCE 21/16 W1FC ST COM 3H TIER: 2 0 | 191,979.21 | 0.0063636200 | 1,221.68 |
| TOTAL CURRENT CHARGES | 4,010,847.62 | | 39,463.75 |

APPLIED ADVANCES

| | |
|---|-------------------|
| 62774000 - IBEX 10 B3MD FED COM 1H | -1,659.09 |
| 62915000 - CREEDENCE 21/16 W0ED ST COM 2H | -2,524.67 |
| 62916000 - CREEDENCE 21/16 W1ED ST COM 1H | -2,505.46 |
| 72185000 - CREEDENCE 21/16 W0FC ST COM 4H | -8,094.97 |
| 72186000 - CREEDENCE 21/16 W1FC ST COM 3H | -11,282.15 |
| APPLIED ADVANCES TOTAL | -26,066.34 |

INVOICE TOTAL**13,397.41****OUTSTANDING BALANCE****66,556.94**

MEWBOURNE OIL COMPANY

Page 2

TOM M RAGSDALE
400 N SAM HOUSTON PARKWAY EAST
SUITE 601
HOUSTON, TX 77060

INVOICE NO.: 202002-13480
INVOICE DATE: 2-29-2020
OWNER: 035904-1
BILLING FOR: February 2020

PLEASE INDICATE INVOICE# 202002-13480
AND ACCOUNT# 035904-1
ON REMITTANCE
PAYMENT DUE 15 DAYS AFTER RECEIPT OF INVOICE PAYABLE IN US DOLLARS

FOR INQUIRIES, PLEASE CONTACT (903) 561-2900

02-28-2020

034

MEWBOURNE OIL COMPANY

Page 3

TOM M RAGSDALE
400 N SAM HOUSTON PARKWAY EAST
SUITE 601
HOUSTON, TX 77060

INVOICE NO.: 202002-13480
INVOICE DATE: 2-29-2020
OWNER: 035904-1
BILLING FOR: February 2020

| REFERENCE/DESCRIPTION OF CHARGES | | GROSS CHARGES | WORKING INTEREST | NET CHARGE |
|--|-------------------------------|------------------|---------------------|---------------|
| PROPERTY: 62390000 62390000-30 PRONGHORN 15 B3BO FED COM 1H | | | | |
| <u>Lease Operating Expense</u> | | | | |
| CHEMICALS-WATER TREATING | IMPERATIVE CHEMICAL PART | 280.43 | 0.068374750 | 19.18 |
| CHEMICALS-WATER TREATING | IMPERATIVE CHEMICAL PART | 154.64 | 0.068374750 | 10.57 |
| COMPANY SUPERVISION | MEWBOURNE OIL COMPANY | 312.50 | 0.068374750 | 21.37 |
| COMPRESSOR MAINTENANCE | G&A FABRICATION LLC | 147.87 | 0.068374750 | 10.11 |
| CONTRACT SUPERVISION | PACE OILFIELD SERVICES INC | 28.92 | 0.068374750 | 1.98 |
| CONTRACT SUPERVISION | PACE OILFIELD SERVICES INC | 291.53 | 0.068374750 | 19.93 |
| CONTRACT SUPERVISION | PACE OILFIELD SERVICES INC | 291.53 | 0.068374750 | 19.93 |
| CONTRACT SUPERVISION | PACE OILFIELD SERVICES INC | 291.53 | 0.068374750 | 19.93 |
| CONTRACT SUPERVISION | PACE OILFIELD SERVICES INC | 291.53 | 0.068374750 | 19.93 |
| FUEL, POWER & ELECTRICAL | XCEL ENERGY | 3,291.73 | 0.068374750 | 225.07 |
| FUEL, POWER & ELECTRICAL | PILOT THOMAS LOGISTICS LLC | 40.84 | 0.068374750 | 2.79 |
| FUEL, POWER & ELECTRICAL | PILOT THOMAS LOGISTICS LLC | 27.37 | 0.068374750 | 1.87 |
| LEASE MAINTENANCE | SUNDANCE SERVICES INC | 34.05 | 0.068374750 | 2.33 |
| LEASE MAINTENANCE | K&S OILFIELD SUPPLIES LLC | 447.89 | 0.068374750 | 30.62 |
| LEASE MAINTENANCE | K&S OILFIELD SUPPLIES LLC | 473.07 | 0.068374750 | 32.34 |
| LEASE MAINTENANCE | K&S OILFIELD SUPPLIES LLC | 599.47 | 0.068374750 | 40.99 |
| LEASE MAINTENANCE | K&S OILFIELD SUPPLIES LLC | 446.40 | 0.068374750 | 30.52 |
| LEASE MAINTENANCE | K&S OILFIELD SUPPLIES LLC | 556.57 | 0.068374750 | 38.06 |
| LEASE MAINTENANCE | TURNCO ENTERPRISES LLC | 95.00 | 0.068374750 | 6.49 |
| LEASE MAINTENANCE | TURNCO ENTERPRISES LLC | 10.96 | 0.068374750 | 0.75 |
| LEASE MAINTENANCE | TURNCO ENTERPRISES LLC | 285.00 | 0.068374750 | 19.49 |
| LEASE MAINTENANCE | TURNCO ENTERPRISES LLC | 475.00 | 0.068374750 | 32.48 |
| LEASE MAINTENANCE | TURNCO ENTERPRISES LLC | 190.00 | 0.068374750 | 12.99 |
| LEASE MAINTENANCE | B & B WELDING INC | 336.24 | 0.068374750 | 22.99 |
| LEASE MAINTENANCE | EP&S LLC | 24.31 | 0.068374750 | 1.66 |
| LEASE MAINTENANCE | TRIPOINT OIL & GAS PRODUCTION | 834.83 | 0.068374750 | 57.08 |
| LEASE MAINTENANCE | TANKLOGIX LLC | 166.23 | 0.068374750 | 11.37 |
| LEASE MAINTENANCE | TANKLOGIX LLC | 140.81 | 0.068374750 | 9.63 |
| LEASE MAINTENANCE | TANKLOGIX LLC | 1,319.20 | 0.068374750 | 90.20 |
| LEASE MAINTENANCE | AY TRUCKING INC | 12.13 | 0.068374750 | 0.83 |
| LEASE MAINTENANCE | AY TRUCKING INC | 15.16 | 0.068374750 | 1.04 |
| LEASE MAINTENANCE | AY TRUCKING INC | 157.69 | 0.068374750 | 10.78 |
| LEASE MAINTENANCE | MEWBOURNE OIL COMPANY | 643.25 | 0.068374750 | 43.98 |
| LEASE MAINTENANCE | MEWBOURNE OIL COMPANY | 775.00 | 0.068374750 | 52.99 |
| LEASE MAINTENANCE | MEWBOURNE OIL COMPANY | 193.75 | 0.068374750 | 13.25 |
| LEASE MAINTENANCE | MEWBOURNE OIL COMPANY | 387.50 | 0.068374750 | 26.49 |
| MISCELLANEOUS EQUIPMENT RENTAL | MEWBOURNE OIL COMPANY | 260.40 | 0.068374750 | 17.80 |
| MISCELLANEOUS EQUIPMENT RENTAL | TRINITY OILFIELD SERVICES INC | 527.51 | 0.068374750 | 36.07 |
| OVERHEAD-FIXED RATE | MEWBOURNE OIL COMPANY | 813.96 | 0.068374750 | 55.65 |
| PRIME MOVER MAINTENANCE | HR COMPRESSION & SERVICES | 281.61 | 0.068374750 | 19.26 |

02-28-2020

035

MEWBOURNE OIL COMPANY

Page 4

TOM M RAGSDALE
400 N SAM HOUSTON PARKWAY EAST
SUITE 601
HOUSTON, TX 77060

INVOICE NO.: 202002-13480
INVOICE DATE: 2-29-2020
OWNER: 035904-1
BILLING FOR: February 2020

| REFERENCE/DESCRIPTION OF CHARGES | | GROSS CHARGES | WORKING INTEREST | NET CHARGE |
|--|----------------------------|------------------|------------------|------------|
| PROFESSIONAL SERVICES | PRICE ENERGY CONSULTING I | 150.00 | 0.068374750 | 10.26 |
| PROFESSIONAL SERVICES | PRICE ENERGY CONSULTING I | 150.00 | 0.068374750 | 10.26 |
| PUMPING | MEWBOURNE OIL COMPANY | 875.00 | 0.068374750 | 59.83 |
| PUMPING | MEWBOURNE OIL COMPANY | 656.25 | 0.068374750 | 44.87 |
| SALT WATER DISPOSAL | NGL WATER SOLUTIONS PERM | 1,773.08 | 0.068374750 | 121.24 |
| SALT WATER DISPOSAL | LIMESTONE BASIN PROPERTIE | 151.40 | 0.068374750 | 10.35 |
| SITE RESTORATION & EXCAVATION | R360 ENVIRONMENTAL SOLU | 7.30 | 0.068374750 | 0.50 |
| Total Lease Operating Expense Cost | | 19,716.44 | | 1,348.10 |
| 62390000-30 SUBTOTAL | | 19,716.44 | 1,348.10 | |
| PROPERTY 62390000 TOTAL | | 19,716.44 | 1,348.10 | |
| PROPERTY: 62391000 62391000-30 PRONGHORN 15 B3CN FED COM 1H | | | | |
| <u>Lease Operating Expense</u> | | | | |
| CHEMICALS-WATER TREATING | IMPERATIVE CHEMICAL PART | 297.68 | 0.068374750 | 20.35 |
| COMPANY SUPERVISION | MEWBOURNE OIL COMPANY | 625.00 | 0.068374750 | 42.73 |
| COMPRESSOR MAINTENANCE | G&A FABRICATION LLC | 1,559.89 | 0.068374750 | 106.66 |
| CONTRACT SUPERVISION | PACE OILFIELD SERVICES INC | 28.91 | 0.068374750 | 1.98 |
| CONTRACT SUPERVISION | PACE OILFIELD SERVICES INC | 291.52 | 0.068374750 | 19.93 |
| CONTRACT SUPERVISION | PACE OILFIELD SERVICES INC | 291.52 | 0.068374750 | 19.93 |
| CONTRACT SUPERVISION | PACE OILFIELD SERVICES INC | 291.52 | 0.068374750 | 19.93 |
| CONTRACT SUPERVISION | PACE OILFIELD SERVICES INC | 291.52 | 0.068374750 | 19.93 |
| FUEL, POWER & ELECTRICAL | XCEL ENERGY | 257.50 | 0.068374750 | 17.60 |
| FUEL, POWER & ELECTRICAL | PILOT THOMAS LOGISTICS LL | 20.43 | 0.068374750 | 1.40 |
| FUEL, POWER & ELECTRICAL | PILOT THOMAS LOGISTICS LL | 13.68 | 0.068374750 | 0.94 |
| LEASE MAINTENANCE | SUNDANCE SERVICES INC | 34.05 | 0.068374750 | 2.33 |
| LEASE MAINTENANCE | K&S OILFIELD SUPPLIES LLC | 446.52 | 0.068374750 | 30.53 |
| LEASE MAINTENANCE | TURNCO ENTERPRISES LLC | 190.00 | 0.068374750 | 12.99 |
| LEASE MAINTENANCE | TURNCO ENTERPRISES LLC | 10.96 | 0.068374750 | 0.75 |
| LEASE MAINTENANCE | TURNCO ENTERPRISES LLC | 472.50 | 0.068374750 | 32.31 |
| LEASE MAINTENANCE | TURNCO ENTERPRISES LLC | 150.00 | 0.068374750 | 10.26 |
| LEASE MAINTENANCE | EP&S LLC | 24.31 | 0.068374750 | 1.66 |
| LEASE MAINTENANCE | EP&S LLC | 35.09 | 0.068374750 | 2.40 |
| LEASE MAINTENANCE | EP&S LLC | 393.67 | 0.068374750 | 26.92 |
| LEASE MAINTENANCE | TANKLOGIX LLC | 88.92 | 0.068374750 | 6.08 |
| LEASE MAINTENANCE | TANKLOGIX LLC | 140.81 | 0.068374750 | 9.63 |
| LEASE MAINTENANCE | AY TRUCKING INC | 12.13 | 0.068374750 | 0.83 |
| LEASE MAINTENANCE | AY TRUCKING INC | 15.16 | 0.068374750 | 1.04 |
| LEASE MAINTENANCE | MEWBOURNE OIL COMPANY | 437.50 | 0.068374750 | 29.91 |
| LEASE MAINTENANCE | MEWBOURNE OIL COMPANY | 581.25 | 0.068374750 | 39.74 |
| MISCELLANEOUS EQUIPMENT RENTAL | MEWBOURNE OIL COMPANY | 260.40 | 0.068374750 | 17.80 |
| OVERHEAD-FIXED RATE | MEWBOURNE OIL COMPANY | 813.96 | 0.068374750 | 55.65 |
| PRIME MOVER MAINTENANCE | HR COMPRESSION & SERVICE | 150.63 | 0.068374750 | 10.30 |

02-28-2020

036

MEWBOURNE OIL COMPANY

Page 5

TOM M RAGSDALE
400 N SAM HOUSTON PARKWAY EAST
SUITE 601
HOUSTON, TX 77060

INVOICE NO.: 202002-13480
INVOICE DATE: 2-29-2020
OWNER: 035904-1
BILLING FOR: February 2020

| REFERENCE/DESCRIPTION OF CHARGES | | GROSS CHARGES | WORKING INTEREST | NET CHARGE |
|--|----------------------------|------------------|------------------|------------|
| PROFESSIONAL SERVICES | PRICE ENERGY CONSULTING I | 150.00 | 0.068374750 | 10.26 |
| PUMPING | MEWBOURNE OIL COMPANY | 875.00 | 0.068374750 | 59.83 |
| PUMPING | MEWBOURNE OIL COMPANY | 656.25 | 0.068374750 | 44.87 |
| SALT WATER DISPOSAL | NGL WATER SOLUTIONS PERM | 886.54 | 0.068374750 | 60.61 |
| SALT WATER DISPOSAL | LIMESTONE BASIN PROPERTIE | 77.28 | 0.068374750 | 5.28 |
| SITE RESTORATION & EXCAVATION | R360 ENVIRONMENTAL SOLU | 7.30 | 0.068374750 | 0.50 |
| Total Lease Operating Expense Cost | | 10,879.40 | | 743.86 |
| 62391000-30 SUBTOTAL | | 10,879.40 | 743.86 | |
| PROPERTY 62391000 TOTAL | | 10,879.40 | 743.86 | |
| PROPERTY: 62392000 62392000-30 PRONGHORN 15 B3DM FED COM 1H | | | | |
| <u>Lease Operating Expense</u> | | | | |
| CHEMICALS-WATER TREATING | IMPERATIVE CHEMICAL PART | 297.68 | 0.068374750 | 20.35 |
| COMPANY SUPERVISION | MEWBOURNE OIL COMPANY | 625.00 | 0.068374750 | 42.73 |
| COMPANY SUPERVISION | MEWBOURNE OIL COMPANY | 312.50 | 0.068374750 | 21.37 |
| COMPRESSOR MAINTENANCE | G&A FABRICATION LLC | 1,559.98 | 0.068374750 | 106.66 |
| CONTRACT SUPERVISION | PACE OILFIELD SERVICES INC | 28.91 | 0.068374750 | 1.98 |
| CONTRACT SUPERVISION | PACE OILFIELD SERVICES INC | 291.53 | 0.068374750 | 19.93 |
| CONTRACT SUPERVISION | PACE OILFIELD SERVICES INC | 291.53 | 0.068374750 | 19.93 |
| CONTRACT SUPERVISION | PACE OILFIELD SERVICES INC | 291.53 | 0.068374750 | 19.93 |
| CONTRACT SUPERVISION | PACE OILFIELD SERVICES INC | 291.53 | 0.068374750 | 19.93 |
| FUEL, POWER & ELECTRICAL | XCEL ENERGY | 3,349.56 | 0.068374750 | 229.03 |
| FUEL, POWER & ELECTRICAL | PILOT THOMAS LOGISTICS LL | 34.04 | 0.068374750 | 2.33 |
| FUEL, POWER & ELECTRICAL | PILOT THOMAS LOGISTICS LL | 22.81 | 0.068374750 | 1.56 |
| LEASE MAINTENANCE | SUNDANCE SERVICES INC | 34.05 | 0.068374750 | 2.33 |
| LEASE MAINTENANCE | K&S OILFIELD SUPPLIES LLC | 446.60 | 0.068374750 | 30.54 |
| LEASE MAINTENANCE | TURNCO ENTERPRISES LLC | 190.00 | 0.068374750 | 12.99 |
| LEASE MAINTENANCE | TURNCO ENTERPRISES LLC | 10.96 | 0.068374750 | 0.75 |
| LEASE MAINTENANCE | TURNCO ENTERPRISES LLC | 472.50 | 0.068374750 | 32.31 |
| LEASE MAINTENANCE | TURNCO ENTERPRISES LLC | 150.00 | 0.068374750 | 10.26 |
| LEASE MAINTENANCE | EP&S LLC | 24.31 | 0.068374750 | 1.66 |
| LEASE MAINTENANCE | EP&S LLC | 35.09 | 0.068374750 | 2.40 |
| LEASE MAINTENANCE | EP&S LLC | 393.68 | 0.068374750 | 26.92 |
| LEASE MAINTENANCE | TANKLOGIX LLC | 119.83 | 0.068374750 | 8.19 |
| LEASE MAINTENANCE | TANKLOGIX LLC | 140.81 | 0.068374750 | 9.63 |
| LEASE MAINTENANCE | AY TRUCKING INC | 12.13 | 0.068374750 | 0.83 |
| LEASE MAINTENANCE | AY TRUCKING INC | 15.16 | 0.068374750 | 1.04 |
| LEASE MAINTENANCE | AUTOMATED WELLHEAD COM | 6,708.88 | 0.068374750 | 458.72 |
| MISCELLANEOUS EQUIPMENT RENTAL | MEWBOURNE OIL COMPANY | 260.40 | 0.068374750 | 17.80 |
| OVERHEAD-FIXED RATE | MEWBOURNE OIL COMPANY | 813.99 | 0.068374750 | 55.66 |
| PRIME MOVER MAINTENANCE | HR COMPRESSION & SERVICE | 203.03 | 0.068374750 | 13.88 |
| PROFESSIONAL SERVICES | PRICE ENERGY CONSULTING I | 150.00 | 0.068374750 | 10.26 |

02-28-2020

037

MEWBOURNE OIL COMPANY

Page 6

TOM M RAGSDALE
400 N SAM HOUSTON PARKWAY EAST
SUITE 601
HOUSTON, TX 77060

INVOICE NO.: 202002-13480
INVOICE DATE: 2-29-2020
OWNER: 035904-1
BILLING FOR: February 2020

| REFERENCE/DESCRIPTION OF CHARGES | | GROSS CHARGES | WORKING INTEREST | NET CHARGE |
|------------------------------------|---------------------------|---------------|------------------|------------|
| PUMPING | MEWBOURNE OIL COMPANY | 875.00 | 0.068374750 | 59.83 |
| PUMPING | MEWBOURNE OIL COMPANY | 656.25 | 0.068374750 | 44.87 |
| SALT WATER DISPOSAL | NGL WATER SOLUTIONS PERM | 1,477.57 | 0.068374750 | 101.03 |
| SALT WATER DISPOSAL | LIMESTONE BASIN PROPERTIE | 126.06 | 0.068374750 | 8.62 |
| SITE RESTORATION & EXCAVATION | R360 ENVIRONMENTAL SOLU | 7.30 | 0.068374750 | 0.50 |
| Total Lease Operating Expense Cost | | 20,720.20 | | 1,416.75 |

62392000-30 SUBTOTAL**20,720.20****1,416.75****PROPERTY 62392000 TOTAL****20,720.20****1,416.75****PROPERTY: 62774000 62774000-30 IBEX 10 B3MD FED COM 1H**Lease Operating Expense

| | | | | |
|--------------------------------|----------------------------|----------|-------------|--------|
| COMPANY SUPERVISION | MEWBOURNE OIL COMPANY | 312.50 | 0.051908860 | 16.22 |
| COMPRESSOR MAINTENANCE | G&A FABRICATION LLC | 467.75 | 0.051908860 | 24.28 |
| CONTRACT SUPERVISION | PACE OILFIELD SERVICES INC | 28.90 | 0.051908860 | 1.50 |
| CONTRACT SUPERVISION | PACE OILFIELD SERVICES INC | 291.50 | 0.051908860 | 15.13 |
| CONTRACT SUPERVISION | PACE OILFIELD SERVICES INC | 291.50 | 0.051908860 | 15.13 |
| FUEL, POWER & ELECTRICAL | XCEL ENERGY | 946.15 | 0.051908860 | 49.11 |
| LEASE MAINTENANCE | SUNDANCE SERVICES INC | 34.05 | 0.051908860 | 1.77 |
| LEASE MAINTENANCE | K&S OILFIELD SUPPLIES LLC | 888.97 | 0.051908860 | 46.15 |
| LEASE MAINTENANCE | K&S OILFIELD SUPPLIES LLC | 447.89 | 0.051908860 | 23.25 |
| LEASE MAINTENANCE | K&S OILFIELD SUPPLIES LLC | 1,566.90 | 0.051908860 | 81.34 |
| LEASE MAINTENANCE | K&S OILFIELD SUPPLIES LLC | 387.32 | 0.051908860 | 20.10 |
| LEASE MAINTENANCE | K&S OILFIELD SUPPLIES LLC | 5,524.03 | 0.051908860 | 286.74 |
| LEASE MAINTENANCE | TURNCO ENTERPRISES LLC | 142.50 | 0.051908860 | 7.40 |
| LEASE MAINTENANCE | TURNCO ENTERPRISES LLC | 10.96 | 0.051908860 | 0.57 |
| LEASE MAINTENANCE | TURNCO ENTERPRISES LLC | 190.00 | 0.051908860 | 9.86 |
| LEASE MAINTENANCE | EP&S LLC | 24.30 | 0.051908860 | 1.26 |
| LEASE MAINTENANCE | TRIPOINT OIL & GAS PRODUC | 915.56 | 0.051908860 | 47.52 |
| LEASE MAINTENANCE | TANKLOGIX LLC | 347.91 | 0.051908860 | 18.06 |
| LEASE MAINTENANCE | TANKLOGIX LLC | 209.91 | 0.051908860 | 10.89 |
| LEASE MAINTENANCE | TANKLOGIX LLC | 140.81 | 0.051908860 | 7.31 |
| LEASE MAINTENANCE | TANKLOGIX LLC | 1,319.20 | 0.051908860 | 68.48 |
| LEASE MAINTENANCE | AY TRUCKING INC | 12.13 | 0.051908860 | 0.63 |
| LEASE MAINTENANCE | AY TRUCKING INC | 15.16 | 0.051908860 | 0.78 |
| LEASE MAINTENANCE | MEWBOURNE OIL COMPANY | 193.75 | 0.051908860 | 10.06 |
| LEASE MAINTENANCE | ECOTEST ENERGY SERVICES I | 2,189.13 | 0.051908860 | 113.64 |
| MISCELLANEOUS EQUIPMENT RENTAL | MEWBOURNE OIL COMPANY | 260.40 | 0.051908860 | 13.51 |
| PRIME MOVER MAINTENANCE | HR COMPRESSION & SERVICE | 589.42 | 0.051908860 | 30.60 |
| PROFESSIONAL SERVICES | PRICE ENERGY CONSULTING I | 150.00 | 0.051908860 | 7.79 |
| SALT WATER DISPOSAL | NGL WATER SOLUTIONS PERM | 4,284.95 | 0.051908860 | 222.43 |
| SITE RESTORATION & EXCAVATION | R360 ENVIRONMENTAL SOLU | 7.30 | 0.051908860 | 0.38 |
| TREATING,DEHYDRATION,METERING | PRO-KEM INC | 294.94 | 0.051908860 | 15.31 |

02-28-2020

038

MEWBOURNE OIL COMPANY

Page 7

TOM M RAGSDALE
400 N SAM HOUSTON PARKWAY EAST
SUITE 601
HOUSTON, TX 77060

INVOICE NO.: 202002-13480
INVOICE DATE: 2-29-2020
OWNER: 035904-1
BILLING FOR: February 2020

| REFERENCE/DESCRIPTION OF CHARGES | | GROSS CHARGES | WORKING INTEREST | NET CHARGE |
|------------------------------------|----------------------------|---------------|------------------|------------|
| COMPRESSOR MAINTENANCE | G&A FABRICATION LLC | 566.02 | 0.052753640 | 29.86 |
| COMPRESSOR RENTAL/SERVICES | AUTOMATED WELLHEAD COM | 4,642.00 | 0.052753640 | 244.88 |
| CONTRACT SUPERVISION | PACE OILFIELD SERVICES INC | 291.50 | 0.052753640 | 15.38 |
| CONTRACT SUPERVISION | PACE OILFIELD SERVICES INC | 291.50 | 0.052753640 | 15.38 |
| FUEL, POWER & ELECTRICAL | PILOT THOMAS LOGISTICS LL | 98.71 | 0.052753640 | 5.21 |
| FUEL, POWER & ELECTRICAL | PILOT THOMAS LOGISTICS LL | 66.16 | 0.052753640 | 3.49 |
| LEASE MAINTENANCE | K&S OILFIELD SUPPLIES LLC | 446.30 | 0.052753640 | 23.55 |
| LEASE MAINTENANCE | TURNCO ENTERPRISES LLC | 190.00 | 0.052753640 | 10.02 |
| OVERHEAD-FIXED RATE | MEWBOURNE OIL COMPANY | 837.60 | 0.052753640 | 44.19 |
| PUMPING | MEWBOURNE OIL COMPANY | 875.00 | 0.052753640 | 46.16 |
| PUMPING | MEWBOURNE OIL COMPANY | 656.25 | 0.052753640 | 34.62 |
| SALT WATER DISPOSAL | LIMESTONE BASIN PROPERTIE | 362.95 | 0.052753640 | 19.15 |
| Total Lease Operating Expense Cost | | 31,809.78 | | 1,659.09 |

62774000-30 SUBTOTAL

31,809.78

1,659.09

PROPERTY 62774000 TOTAL

31,809.78

1,659.09

62774000PREPAYMENTS

-1,659.09

PROPERTY: 62775000 62775000-30 IBEX 10 B3NC FED COM 1H

Lease Operating Expense

| | | | | |
|--------------------------|----------------------------|----------|-------------|--------|
| CHEMICALS-WATER TREATING | IMPERATIVE CHEMICAL PART | 523.39 | 0.051908860 | 27.17 |
| COMPANY SUPERVISION | MEWBOURNE OIL COMPANY | 1,250.00 | 0.051908860 | 64.89 |
| COMPANY SUPERVISION | MEWBOURNE OIL COMPANY | 312.50 | 0.051908860 | 16.22 |
| COMPRESSOR MAINTENANCE | G&A FABRICATION LLC | 467.83 | 0.051908860 | 24.28 |
| CONTRACT SUPERVISION | PACE OILFIELD SERVICES INC | 28.90 | 0.051908860 | 1.50 |
| CONTRACT SUPERVISION | PACE OILFIELD SERVICES INC | 291.50 | 0.051908860 | 15.13 |
| CONTRACT SUPERVISION | PACE OILFIELD SERVICES INC | 291.50 | 0.051908860 | 15.13 |
| FUEL, POWER & ELECTRICAL | XCEL ENERGY | 541.47 | 0.051908860 | 28.11 |
| LEASE MAINTENANCE | T&J VALVE | 2,506.69 | 0.051908860 | 130.12 |
| LEASE MAINTENANCE | SUNDANCE SERVICES INC | 34.05 | 0.051908860 | 1.77 |
| LEASE MAINTENANCE | K&S OILFIELD SUPPLIES LLC | 889.02 | 0.051908860 | 46.15 |
| LEASE MAINTENANCE | K&S OILFIELD SUPPLIES LLC | 447.90 | 0.051908860 | 23.25 |
| LEASE MAINTENANCE | K&S OILFIELD SUPPLIES LLC | 1,566.90 | 0.051908860 | 81.34 |
| LEASE MAINTENANCE | K&S OILFIELD SUPPLIES LLC | 387.33 | 0.051908860 | 20.11 |
| LEASE MAINTENANCE | K&S OILFIELD SUPPLIES LLC | 5,524.04 | 0.051908860 | 286.74 |
| LEASE MAINTENANCE | TURNCO ENTERPRISES LLC | 142.50 | 0.051908860 | 7.40 |
| LEASE MAINTENANCE | TURNCO ENTERPRISES LLC | 10.96 | 0.051908860 | 0.57 |
| LEASE MAINTENANCE | TURNCO ENTERPRISES LLC | 190.00 | 0.051908860 | 9.86 |
| LEASE MAINTENANCE | EP&S LLC | 24.31 | 0.051908860 | 1.26 |
| LEASE MAINTENANCE | TRIPOINT OIL & GAS PRODUC | 915.57 | 0.051908860 | 47.52 |
| LEASE MAINTENANCE | TANKLOGIX LLC | 220.34 | 0.051908860 | 11.44 |
| LEASE MAINTENANCE | TANKLOGIX LLC | 209.91 | 0.051908860 | 10.89 |
| LEASE MAINTENANCE | TANKLOGIX LLC | 140.81 | 0.051908860 | 7.31 |

02-28-2020

039

MEWBOURNE OIL COMPANY

Page 8

TOM M RAGSDALE
400 N SAM HOUSTON PARKWAY EAST
SUITE 601
HOUSTON, TX 77060

INVOICE NO.: 202002-13480
INVOICE DATE: 2-29-2020
OWNER: 035904-1
BILLING FOR: February 2020

| REFERENCE/DESCRIPTION OF CHARGES | | GROSS CHARGES | WORKING INTEREST | NET CHARGE |
|------------------------------------|----------------------------|------------------|------------------|------------|
| LEASE MAINTENANCE | TANKLOGIX LLC | 1,319.20 | 0.051908860 | 68.48 |
| LEASE MAINTENANCE | AY TRUCKING INC | 12.13 | 0.051908860 | 0.63 |
| LEASE MAINTENANCE | AY TRUCKING INC | 15.16 | 0.051908860 | 0.79 |
| LEASE MAINTENANCE | MEWBOURNE OIL COMPANY | 263.50 | 0.051908860 | 13.68 |
| LEASE MAINTENANCE | MEWBOURNE OIL COMPANY | 193.75 | 0.051908860 | 10.06 |
| MISCELLANEOUS EQUIPMENT RENTAL | MEWBOURNE OIL COMPANY | 260.40 | 0.051908860 | 13.52 |
| PRIME MOVER MAINTENANCE | HR COMPRESSION & SERVICE | 373.30 | 0.051908860 | 19.38 |
| PROFESSIONAL SERVICES | PRICE ENERGY CONSULTING I | 150.00 | 0.051908860 | 7.79 |
| SALT WATER DISPOSAL | NGL WATER SOLUTIONS PERM | 2,807.38 | 0.051908860 | 145.73 |
| SITE RESTORATION & EXCAVATION | R360 ENVIRONMENTAL SOLU | 7.30 | 0.051908860 | 0.38 |
| TREATING,DEHYDRATION,METERING | PRO-KEM INC | 294.94 | 0.051908860 | 15.31 |
| CHEMICALS-WATER TREATING | IMPERATIVE CHEMICAL PART | 333.64 | 0.052753640 | 17.60 |
| COMPRESSOR MAINTENANCE | G&A FABRICATION LLC | 566.10 | 0.052753640 | 29.86 |
| CONTRACT SUPERVISION | PACE OILFIELD SERVICES INC | 291.50 | 0.052753640 | 15.38 |
| CONTRACT SUPERVISION | PACE OILFIELD SERVICES INC | 291.50 | 0.052753640 | 15.38 |
| FUEL, POWER & ELECTRICAL | PILOT THOMAS LOGISTICS LL | 64.67 | 0.052753640 | 3.41 |
| FUEL, POWER & ELECTRICAL | PILOT THOMAS LOGISTICS LL | 43.34 | 0.052753640 | 2.29 |
| LEASE MAINTENANCE | K&S OILFIELD SUPPLIES LLC | 446.62 | 0.052753640 | 23.56 |
| LEASE MAINTENANCE | TURNCO ENTERPRISES LLC | 190.00 | 0.052753640 | 10.02 |
| LEASE MAINTENANCE | AUTOMATED WELLHEAD COM | 7,019.73 | 0.052753640 | 370.32 |
| OVERHEAD-FIXED RATE | MEWBOURNE OIL COMPANY | 837.60 | 0.052753640 | 44.19 |
| PUMPING | MEWBOURNE OIL COMPANY | 875.00 | 0.052753640 | 46.16 |
| PUMPING | MEWBOURNE OIL COMPANY | 656.25 | 0.052753640 | 34.62 |
| SALT WATER DISPOSAL | LIMESTONE BASIN PROPERTIE | 240.41 | 0.052753640 | 12.68 |
| Total Lease Operating Expense Cost | | 34,470.84 | | 1,799.38 |
| 62775000-30 SUBTOTAL | | 34,470.84 | 1,799.38 | |
| PROPERTY 62775000 TOTAL | | 34,470.84 | 1,799.38 | |

PROPERTY: 62776000 62776000-30 IBEX 10 B3OB FED COM 1H

Lease Operating Expense

| | | | | |
|--------------------------|----------------------------|--------|-------------|-------|
| CHEMICALS-WATER TREATING | IMPERATIVE CHEMICAL PART | 280.43 | 0.031093200 | 8.72 |
| CHEMICALS-WATER TREATING | IMPERATIVE CHEMICAL PART | 154.64 | 0.031093200 | 4.81 |
| COMPANY SUPERVISION | MEWBOURNE OIL COMPANY | 312.50 | 0.031093200 | 9.72 |
| COMPANY SUPERVISION | MEWBOURNE OIL COMPANY | 312.50 | 0.031093200 | 9.72 |
| COMPRESSOR MAINTENANCE | G&A FABRICATION LLC | 147.83 | 0.031093200 | 4.60 |
| CONTRACT SUPERVISION | PACE OILFIELD SERVICES INC | 28.92 | 0.031093200 | 0.90 |
| CONTRACT SUPERVISION | PACE OILFIELD SERVICES INC | 291.53 | 0.031093200 | 9.06 |
| CONTRACT SUPERVISION | PACE OILFIELD SERVICES INC | 291.53 | 0.031093200 | 9.06 |
| FUEL, POWER & ELECTRICAL | XCEL ENERGY | 706.12 | 0.031093200 | 21.96 |
| LEASE MAINTENANCE | SUNDANCE SERVICES INC | 34.05 | 0.031093200 | 1.06 |
| LEASE MAINTENANCE | TURNCO ENTERPRISES LLC | 95.00 | 0.031093200 | 2.95 |
| LEASE MAINTENANCE | TURNCO ENTERPRISES LLC | 190.00 | 0.031093200 | 5.91 |

02-28-2020

040

MEWBOURNE OIL COMPANY

Page 9

TOM M RAGSDALE
400 N SAM HOUSTON PARKWAY EAST
SUITE 601
HOUSTON, TX 77060

INVOICE NO.: 202002-13480
INVOICE DATE: 2-29-2020
OWNER: 035904-1
BILLING FOR: February 2020

| REFERENCE/DESCRIPTION OF CHARGES | | GROSS CHARGES | WORKING INTEREST | NET CHARGE |
|------------------------------------|----------------------------|------------------|------------------|---------------|
| LEASE MAINTENANCE | TURNCO ENTERPRISES LLC | 10.96 | 0.031093200 | 0.34 |
| LEASE MAINTENANCE | TURNCO ENTERPRISES LLC | 285.00 | 0.031093200 | 8.86 |
| LEASE MAINTENANCE | TURNCO ENTERPRISES LLC | 285.00 | 0.031093200 | 8.86 |
| LEASE MAINTENANCE | TURNCO ENTERPRISES LLC | 190.00 | 0.031093200 | 5.91 |
| LEASE MAINTENANCE | B & B WELDING INC | 336.18 | 0.031093200 | 10.45 |
| LEASE MAINTENANCE | EP&S LLC | 24.31 | 0.031093200 | 0.76 |
| LEASE MAINTENANCE | TRIPOINT OIL & GAS PRODUC | 834.84 | 0.031093200 | 25.96 |
| LEASE MAINTENANCE | TANKLOGIX LLC | 262.86 | 0.031093200 | 8.17 |
| LEASE MAINTENANCE | TANKLOGIX LLC | 419.82 | 0.031093200 | 13.06 |
| LEASE MAINTENANCE | TANKLOGIX LLC | 140.81 | 0.031093200 | 4.38 |
| LEASE MAINTENANCE | TANKLOGIX LLC | 1,319.20 | 0.031093200 | 41.02 |
| LEASE MAINTENANCE | AY TRUCKING INC | 12.13 | 0.031093200 | 0.38 |
| LEASE MAINTENANCE | AY TRUCKING INC | 15.16 | 0.031093200 | 0.47 |
| LEASE MAINTENANCE | AY TRUCKING INC | 157.69 | 0.031093200 | 4.90 |
| LEASE MAINTENANCE | MEWBOURNE OIL COMPANY | 643.25 | 0.031093200 | 20.00 |
| LEASE MAINTENANCE | MEWBOURNE OIL COMPANY | 1,356.25 | 0.031093200 | 42.17 |
| LEASE MAINTENANCE | MEWBOURNE OIL COMPANY | 387.50 | 0.031093200 | 12.05 |
| LEASE MAINTENANCE | MEWBOURNE OIL COMPANY | 193.75 | 0.031093200 | 6.02 |
| LEASE MAINTENANCE | MEWBOURNE OIL COMPANY | 581.25 | 0.031093200 | 18.07 |
| MISCELLANEOUS EQUIPMENT RENTAL | MEWBOURNE OIL COMPANY | 260.40 | 0.031093200 | 8.10 |
| MISCELLANEOUS EQUIPMENT RENTAL | TRINITY OILFIELD SERVICES | 527.49 | 0.031093200 | 16.40 |
| PRIME MOVER MAINTENANCE | HR COMPRESSION & SERVICE | 445.34 | 0.031093200 | 13.85 |
| PROFESSIONAL SERVICES | PRICE ENERGY CONSULTING I | 150.00 | 0.031093200 | 4.66 |
| PROFESSIONAL SERVICES | PRICE ENERGY CONSULTING I | 150.00 | 0.031093200 | 4.66 |
| SALT WATER DISPOSAL | NGL WATER SOLUTIONS PERM | 2,413.35 | 0.031093200 | 75.04 |
| SITE RESTORATION & EXCAVATION | R360 ENVIRONMENTAL SOLUT | 7.30 | 0.031093200 | 0.23 |
| CONTRACT SUPERVISION | PACE OILFIELD SERVICES INC | 291.53 | 0.032250710 | 9.40 |
| CONTRACT SUPERVISION | PACE OILFIELD SERVICES INC | 291.53 | 0.032250710 | 9.40 |
| FUEL, POWER & ELECTRICAL | PILOT THOMAS LOGISTICS LL | 55.60 | 0.032250710 | 1.79 |
| FUEL, POWER & ELECTRICAL | PILOT THOMAS LOGISTICS LL | 37.26 | 0.032250710 | 1.20 |
| LEASE MAINTENANCE | K&S OILFIELD SUPPLIES LLC | 472.99 | 0.032250710 | 15.25 |
| LEASE MAINTENANCE | K&S OILFIELD SUPPLIES LLC | 599.37 | 0.032250710 | 19.33 |
| LEASE MAINTENANCE | K&S OILFIELD SUPPLIES LLC | 446.27 | 0.032250710 | 14.39 |
| LEASE MAINTENANCE | K&S OILFIELD SUPPLIES LLC | 556.44 | 0.032250710 | 17.94 |
| OVERHEAD-FIXED RATE | MEWBOURNE OIL COMPANY | 837.60 | 0.032250710 | 27.01 |
| PUMPING | MEWBOURNE OIL COMPANY | 875.00 | 0.032250710 | 28.22 |
| PUMPING | MEWBOURNE OIL COMPANY | 656.25 | 0.032250710 | 21.16 |
| SALT WATER DISPOSAL | LIMESTONE BASIN PROPERTIE | 205.64 | 0.032250710 | 6.63 |
| Total Lease Operating Expense Cost | | 19,580.37 | | 614.96 |
| 62776000-30 SUBTOTAL | | 19,580.37 | | 614.96 |
| PROPERTY 62776000 TOTAL | | 19,580.37 | | 614.96 |

02-28-2020

041

MEWBOURNE OIL COMPANY

Page 10

TOM M RAGSDALE
400 N SAM HOUSTON PARKWAY EAST
SUITE 601
HOUSTON, TX 77060

INVOICE NO.: 202002-13480
INVOICE DATE: 2-29-2020
OWNER: 035904-1
BILLING FOR: February 2020

| REFERENCE/DESCRIPTION OF CHARGES | | GROSS CHARGES | WORKING INTEREST | NET CHARGE |
|--|----------------------------|------------------|---------------------|---------------|
| PROPERTY: 62906000 62906000-30 GAZELLE 22 B2MD FED COM 2H | | | | |
| <u>Lease Operating Expense</u> | | | | |
| CHEMICALS-WATER TREATING | IMPERATIVE CHEMICAL PART | 89.21 | 0.195498190 | 17.44 |
| CHEMICALS-WATER TREATING | IMPERATIVE CHEMICAL PART | 202.36 | 0.195498190 | 39.57 |
| COMPANY SUPERVISION | MEWBOURNE OIL COMPANY | 1,250.00 | 0.195498190 | 244.38 |
| COMPANY SUPERVISION | MEWBOURNE OIL COMPANY | 312.50 | 0.195498190 | 61.09 |
| COMPANY SUPERVISION | MEWBOURNE OIL COMPANY | 625.00 | 0.195498190 | 122.19 |
| COMPRESSOR MAINTENANCE | G&A FABRICATION LLC | 202.11 | 0.195498190 | 39.51 |
| COMPRESSOR MAINTENANCE | G&A FABRICATION LLC | 615.54 | 0.195498190 | 120.34 |
| COMPRESSOR MAINTENANCE | G&A FABRICATION LLC | 176.57 | 0.195498190 | 34.52 |
| CONTRACT SUPERVISION | PACE OILFIELD SERVICES INC | 28.92 | 0.195498190 | 5.65 |
| CONTRACT SUPERVISION | PACE OILFIELD SERVICES INC | 291.53 | 0.195498190 | 56.99 |
| CONTRACT SUPERVISION | PACE OILFIELD SERVICES INC | 291.53 | 0.195498190 | 56.99 |
| CONTRACT SUPERVISION | PACE OILFIELD SERVICES INC | 291.53 | 0.195498190 | 56.99 |
| CONTRACT SUPERVISION | PACE OILFIELD SERVICES INC | 291.53 | 0.195498190 | 56.99 |
| DELAY RENTALS/SI ROYALTIES | STATE OF NEW MEXICO | 160.00 | 0.195498190 | 31.28 |
| FUEL, POWER & ELECTRICAL | XCEL ENERGY | 286.93 | 0.195498190 | 56.09 |
| FUEL, POWER & ELECTRICAL | PILOT THOMAS LOGISTICS LLC | 29.50 | 0.195498190 | 5.76 |
| FUEL, POWER & ELECTRICAL | PILOT THOMAS LOGISTICS LLC | 19.77 | 0.195498190 | 3.87 |
| LEASE MAINTENANCE | SUNDANCE SERVICES INC | 34.06 | 0.195498190 | 6.66 |
| LEASE MAINTENANCE | SUNDANCE SERVICES INC | 489.61 | 0.195498190 | 95.72 |
| LEASE MAINTENANCE | K&S OILFIELD SUPPLIES LLC | 308.67 | 0.195498190 | 60.34 |
| LEASE MAINTENANCE | MPS ENTERPRISES INC | 26.70 | 0.195498190 | 5.22 |
| LEASE MAINTENANCE | GUNS UP SERVICES | 112.68 | 0.195498190 | 22.03 |
| LEASE MAINTENANCE | TURNCO ENTERPRISES LLC | 190.00 | 0.195498190 | 37.14 |
| LEASE MAINTENANCE | TURNCO ENTERPRISES LLC | 10.96 | 0.195498190 | 2.14 |
| LEASE MAINTENANCE | TURNCO ENTERPRISES LLC | 142.50 | 0.195498190 | 27.87 |
| LEASE MAINTENANCE | TURNCO ENTERPRISES LLC | 213.75 | 0.195498190 | 41.78 |
| LEASE MAINTENANCE | TURNCO ENTERPRISES LLC | 213.75 | 0.195498190 | 41.78 |
| LEASE MAINTENANCE | TURNCO ENTERPRISES LLC | 237.50 | 0.195498190 | 46.43 |
| LEASE MAINTENANCE | TURNCO ENTERPRISES LLC | 217.83 | 0.195498190 | 42.58 |
| LEASE MAINTENANCE | TURNCO ENTERPRISES LLC | 118.75 | 0.195498190 | 23.21 |
| LEASE MAINTENANCE | TURNCO ENTERPRISES LLC | 106.25 | 0.195498190 | 20.77 |
| LEASE MAINTENANCE | CRAIN HOT OIL SERVICE LLC | 1,177.55 | 0.195498190 | 230.21 |
| LEASE MAINTENANCE | EP&S LLC | 106.72 | 0.195498190 | 20.87 |
| LEASE MAINTENANCE | EP&S LLC | 292.11 | 0.195498190 | 57.10 |
| LEASE MAINTENANCE | EP&S LLC | 24.31 | 0.195498190 | 4.76 |
| LEASE MAINTENANCE | EP&S LLC | 112.37 | 0.195498190 | 21.97 |
| LEASE MAINTENANCE | TANKLOGIX LLC | 115.97 | 0.195498190 | 22.67 |
| LEASE MAINTENANCE | TANKLOGIX LLC | 192.15 | 0.195498190 | 37.57 |
| LEASE MAINTENANCE | TANKLOGIX LLC | 140.81 | 0.195498190 | 27.53 |
| LEASE MAINTENANCE | TANKLOGIX LLC | 659.60 | 0.195498190 | 128.95 |

02-28-2020

042

MEWBOURNE OIL COMPANY

Page 11

TOM M RAGSDALE
400 N SAM HOUSTON PARKWAY EAST
SUITE 601
HOUSTON, TX 77060

INVOICE NO.: 202002-13480
INVOICE DATE: 2-29-2020
OWNER: 035904-1
BILLING FOR: February 2020

| REFERENCE/DESCRIPTION OF CHARGES | | GROSS CHARGES | WORKING INTEREST | NET CHARGE |
|------------------------------------|---------------------------|---------------|------------------|------------|
| LEASE MAINTENANCE | AY TRUCKING INC | 12.13 | 0.195498190 | 2.37 |
| LEASE MAINTENANCE | AY TRUCKING INC | 78.84 | 0.195498190 | 15.41 |
| LEASE MAINTENANCE | AY TRUCKING INC | 216.82 | 0.195498190 | 42.39 |
| LEASE MAINTENANCE | AY TRUCKING INC | 177.40 | 0.195498190 | 34.68 |
| LEASE MAINTENANCE | AY TRUCKING INC | 98.55 | 0.195498190 | 19.27 |
| LEASE MAINTENANCE | AY TRUCKING INC | 15.17 | 0.195498190 | 2.97 |
| LEASE MAINTENANCE | AY TRUCKING INC | 137.98 | 0.195498190 | 26.97 |
| LEASE MAINTENANCE | LEGACY SAFETY AND CONSUM | 701.57 | 0.195498190 | 137.15 |
| LEASE MAINTENANCE | LEGACY SAFETY AND CONSUM | 171.43 | 0.195498190 | 33.51 |
| LEASE MAINTENANCE | MEWBOURNE OIL COMPANY | 449.50 | 0.195498190 | 87.88 |
| LEASE MAINTENANCE | MEWBOURNE OIL COMPANY | 387.50 | 0.195498190 | 75.76 |
| LEASE MAINTENANCE | MEWBOURNE OIL COMPANY | 193.75 | 0.195498190 | 37.88 |
| MISCELLANEOUS EQUIPMENT RENTAL | MEWBOURNE OIL COMPANY | 260.40 | 0.195498190 | 50.91 |
| OVERHEAD-FIXED RATE | MEWBOURNE OIL COMPANY | 837.60 | 0.195498190 | 163.75 |
| PRIME MOVER MAINTENANCE | HR COMPRESSION & SERVICE | 196.47 | 0.195498190 | 38.41 |
| PROFESSIONAL SERVICES | PRICE ENERGY CONSULTING I | 75.00 | 0.195498190 | 14.66 |
| PUMPING | MEWBOURNE OIL COMPANY | 875.00 | 0.195498190 | 171.06 |
| PUMPING | MEWBOURNE OIL COMPANY | 656.25 | 0.195498190 | 128.30 |
| SALT WATER DISPOSAL | OWL SWD OPERATING LLC | 77.49 | 0.195498190 | 15.15 |
| SALT WATER DISPOSAL | OWL SWD OPERATING LLC | 51.43 | 0.195498190 | 10.06 |
| SALT WATER DISPOSAL | OWL SWD OPERATING LLC | 3.43 | 0.195498190 | 0.66 |
| SALT WATER DISPOSAL | OWL SWD OPERATING LLC | 5.49 | 0.195498190 | 1.07 |
| SALT WATER DISPOSAL | NGL WATER SOLUTIONS PERM | 1,280.56 | 0.195498190 | 250.35 |
| SALT WATER DISPOSAL | AY TRUCKING INC | 66.35 | 0.195498190 | 12.98 |
| SALT WATER DISPOSAL | AY TRUCKING INC | 873.77 | 0.195498190 | 170.82 |
| SALT WATER DISPOSAL | LIMESTONE BASIN PROPERTIE | 108.68 | 0.195498190 | 21.25 |
| SITE RESTORATION & EXCAVATION | R360 ENVIRONMENTAL SOLUT | 7.31 | 0.195498190 | 1.43 |
| TREATING,DEHYDRATION,METERING | PRO-KEM INC | 294.94 | 0.195498190 | 57.66 |
| Total Lease Operating Expense Cost | | 18,719.94 | | 3,659.71 |

62906000-30 SUBTOTAL

18,719.94

3,659.71

PROPERTY 62906000 TOTAL

18,719.94

3,659.71

PROPERTY: 62915000 62915000-20 CREEDENCE 21/16 W0ED ST COM 2H

Intangible Well Cost

| | | | | |
|---------------------------------|-------------------------|------------|-------------|----------|
| LOCATION RESTORATION | QATAR LLC | 898.18 | 0.006363620 | 5.72 |
| LOCATION, ROADS, PITS | SES HOLDINGS LLC | 2,463.53 | 0.006363620 | 15.68 |
| LOCATION, ROADS, PITS | SES HOLDINGS LLC | 1,827.78 | 0.006363620 | 11.63 |
| STIMULATION RENTALS & OTHER | TFH LTD CO | 536.73 | 0.006363620 | 3.42 |
| STIMULATION RENTALS & OTHER | TFH LTD CO | 4,172.37 | 0.006363620 | 26.55 |
| WATER AND OTHER | SOLARIS WATER MIDSTREAM | 205,209.92 | 0.006363620 | 1,305.88 |
| Total Intangible Well Cost Cost | | 215,108.51 | | 1,368.88 |

Equipment Beyond Wellhead

02-28-2020

043

MEWBOURNE OIL COMPANY

Page 12

TOM M RAGSDALE
400 N SAM HOUSTON PARKWAY EAST
SUITE 601
HOUSTON, TX 77060

INVOICE NO.: 202002-13480
INVOICE DATE: 2-29-2020
OWNER: 035904-1
BILLING FOR: February 2020

| REFERENCE/DESCRIPTION OF CHARGES | GROSS CHARGES | WORKING INTEREST | NET CHARGE |
|--|---------------|------------------|------------|
| CATHODIC PROTECTION TANKLOGIX LLC | 1,103.10 | 0.006363620 | 7.02 |
| PIPE LINE CONSTRUCTION TRINITY OILFIELD SERVICES L | 7,436.60 | 0.006363620 | 47.32 |
| Total Equipment Beyond Wellhead Cost | 8,539.70 | | 54.34 |

62915000-20 SUBTOTAL**223,648.21****1,423.22****PROPERTY: 62915000 62915000-30 CREEDENCE 21/16 WOED ST COM 2H**Lease Operating Expense

| | | | | |
|----------------------------|---------------------------|----------|-------------|-------|
| COMPANY SUPERVISION | MEWBOURNE OIL COMPANY | 937.50 | 0.006363620 | 5.97 |
| COMPRESSOR MAINTENANCE | G&A FABRICATION LLC | 1,376.72 | 0.006363620 | 8.76 |
| COMPRESSOR MAINTENANCE | G&A FABRICATION LLC | 972.06 | 0.006363620 | 6.19 |
| COMPRESSOR MAINTENANCE | G&A FABRICATION LLC | 428.82 | 0.006363620 | 2.73 |
| COMPRESSOR MAINTENANCE | G&A FABRICATION LLC | 9,381.07 | 0.006363620 | 59.70 |
| COMPRESSOR MAINTENANCE | G&A FABRICATION LLC | 857.02 | 0.006363620 | 5.45 |
| COMPRESSOR MAINTENANCE | G&A FABRICATION LLC | 8,833.32 | 0.006363620 | 56.21 |
| COMPRESSOR MAINTENANCE | G&A FABRICATION LLC | 203.12 | 0.006363620 | 1.29 |
| COMPRESSOR MAINTENANCE | G&A FABRICATION LLC | 158.51 | 0.006363620 | 1.01 |
| COMPRESSOR MAINTENANCE | G&A FABRICATION LLC | 356.72 | 0.006363620 | 2.27 |
| COMPRESSOR MAINTENANCE | G&A FABRICATION LLC | 591.41 | 0.006363620 | 3.76 |
| COMPRESSOR MAINTENANCE | G&A FABRICATION LLC | 934.12 | 0.006363620 | 5.94 |
| COMPRESSOR MAINTENANCE | G&A FABRICATION LLC | 177.36 | 0.006363620 | 1.13 |
| COMPRESSOR MAINTENANCE | G&A FABRICATION LLC | 2,059.03 | 0.006363620 | 13.10 |
| COMPRESSOR RENTAL/SERVICES | TFH LTD CO | 248.34 | 0.006363620 | 1.58 |
| CONTRACT SUPERVISION | PROPETRO SERVICES INC | 889.07 | 0.006363620 | 5.66 |
| CONTRACT SUPERVISION | PROPETRO SERVICES INC | 889.07 | 0.006363620 | 5.66 |
| CONTRACT SUPERVISION | PROPETRO SERVICES INC | 889.07 | 0.006363620 | 5.66 |
| CONTRACT SUPERVISION | PROPETRO SERVICES INC | 889.07 | 0.006363620 | 5.66 |
| CONTRACT SUPERVISION | PROPETRO SERVICES INC | 948.32 | 0.006363620 | 6.03 |
| CONTRACT SUPERVISION | PROPETRO SERVICES INC | 948.32 | 0.006363620 | 6.03 |
| CONTRACT SUPERVISION | PROPETRO SERVICES INC | 948.32 | 0.006363620 | 6.03 |
| CONTRACT SUPERVISION | TURNCO ENTERPRISES LLC | 6,545.00 | 0.006363620 | 41.65 |
| CONTRACT SUPERVISION | TURNCO ENTERPRISES LLC | 228.75 | 0.006363620 | 1.46 |
| CONTRACT SUPERVISION | TURNCO ENTERPRISES LLC | 6,388.75 | 0.006363620 | 40.66 |
| LEASE MAINTENANCE | KEYSTONE PUMP & SUPPLY LI | 103.09 | 0.006363620 | 0.66 |
| LEASE MAINTENANCE | STANDARD OIL FIELD SUPPLY | 1,397.45 | 0.006363620 | 8.89 |
| LEASE MAINTENANCE | STANDARD OIL FIELD SUPPLY | 143.71 | 0.006363620 | 0.91 |
| LEASE MAINTENANCE | STANDARD OIL FIELD SUPPLY | 51.03 | 0.006363620 | 0.32 |
| LEASE MAINTENANCE | STANDARD OIL FIELD SUPPLY | 608.82 | 0.006363620 | 3.87 |
| LEASE MAINTENANCE | STANDARD OIL FIELD SUPPLY | 55.11 | 0.006363620 | 0.35 |
| LEASE MAINTENANCE | STANDARD OIL FIELD SUPPLY | 943.83 | 0.006363620 | 6.01 |
| LEASE MAINTENANCE | MPS ENTERPRISES INC | 1,564.10 | 0.006363620 | 9.95 |
| LEASE MAINTENANCE | MPS ENTERPRISES INC | 341.80 | 0.006363620 | 2.18 |
| LEASE MAINTENANCE | TURNCO ENTERPRISES LLC | 262.50 | 0.006363620 | 1.67 |

02-28-2020

044

MEWBOURNE OIL COMPANY

Page 13

TOM M RAGSDALE
400 N SAM HOUSTON PARKWAY EAST
SUITE 601
HOUSTON, TX 77060

INVOICE NO.: 202002-13480
INVOICE DATE: 2-29-2020
OWNER: 035904-1
BILLING FOR: February 2020

| REFERENCE/DESCRIPTION OF CHARGES | | GROSS CHARGES | WORKING INTEREST | NET CHARGE |
|--|-----------------------------|-------------------|---------------------|------------------|
| LEASE MAINTENANCE | TURNCO ENTERPRISES LLC | 183.75 | 0.006363620 | 1.17 |
| LEASE MAINTENANCE | TURNCO ENTERPRISES LLC | 105.00 | 0.006363620 | 0.67 |
| LEASE MAINTENANCE | TRINITY OILFIELD SERVICES & | 940.39 | 0.006363620 | 5.98 |
| LEASE MAINTENANCE | TRINITY OILFIELD SERVICES & | 1,258.27 | 0.006363620 | 8.01 |
| LEASE MAINTENANCE | TRINITY OILFIELD SERVICES & | 1,920.50 | 0.006363620 | 12.22 |
| LEASE MAINTENANCE | TRINITY OILFIELD SERVICES & | 480.80 | 0.006363620 | 3.06 |
| LEASE MAINTENANCE | TRINITY OILFIELD SERVICES & | 413.24 | 0.006363620 | 2.63 |
| LEASE MAINTENANCE | FLATLAND HOLDINGS LLC | 515.08 | 0.006363620 | 3.28 |
| LEASE MAINTENANCE | QATAR LLC | 242.21 | 0.006363620 | 1.54 |
| LEASE MAINTENANCE | TANKLOGIX LLC | 659.60 | 0.006363620 | 4.20 |
| LEASE MAINTENANCE | TANKLOGIX LLC | 1,290.57 | 0.006363620 | 8.21 |
| LEASE MAINTENANCE | DELAWARE ENERGY LLC | 22.52 | 0.006363620 | 0.14 |
| LEASE MAINTENANCE | DELAWARE ENERGY LLC | 72.06 | 0.006363620 | 0.46 |
| LEASE MAINTENANCE | DELAWARE ENERGY LLC | 56.30 | 0.006363620 | 0.36 |
| LEASE MAINTENANCE | DELAWARE ENERGY LLC | 56.30 | 0.006363620 | 0.36 |
| LEASE MAINTENANCE | DELAWARE ENERGY LLC | 67.55 | 0.006363620 | 0.43 |
| LEASE MAINTENANCE | DELAWARE ENERGY LLC | 261.19 | 0.006363620 | 1.66 |
| LEASE MAINTENANCE | DELAWARE ENERGY LLC | 28.16 | 0.006363620 | 0.18 |
| LEASE MAINTENANCE | DELAWARE ENERGY LLC | 56.30 | 0.006363620 | 0.36 |
| LEASE MAINTENANCE | DELAWARE ENERGY LLC | 28.16 | 0.006363620 | 0.18 |
| LEASE MAINTENANCE | MEWBOURNE OIL COMPANY | 775.00 | 0.006363620 | 4.93 |
| LEASE MAINTENANCE | AUTOMATED WELLHEAD COM | 3,369.02 | 0.006363620 | 21.44 |
| MISCELLANEOUS EQUIPMENT RENTAL | MEWBOURNE OIL COMPANY | 6,200.00 | 0.006363620 | 39.45 |
| MISCELLANEOUS EQUIPMENT RENTAL | D&H TRUCKING | 1,140.79 | 0.006363620 | 7.26 |
| MISCELLANEOUS EQUIPMENT RENTAL | D&H TRUCKING | 1,801.66 | 0.006363620 | 11.47 |
| MISCELLANEOUS EQUIPMENT RENTAL | D&H TRUCKING | 1,801.66 | 0.006363620 | 11.47 |
| MISCELLANEOUS EQUIPMENT RENTAL | D&H TRUCKING | 1,178.81 | 0.006363620 | 7.50 |
| MISCELLANEOUS EQUIPMENT RENTAL | D&H TRUCKING | 1,178.81 | 0.006363620 | 7.50 |
| MISCELLANEOUS EQUIPMENT RENTAL | D&H TRUCKING | 1,178.81 | 0.006363620 | 7.50 |
| MISCELLANEOUS EQUIPMENT RENTAL | D&H TRUCKING | 1,161.02 | 0.006363620 | 7.39 |
| OVERHEAD-FIXED RATE | MEWBOURNE OIL COMPANY | 837.60 | 0.006363620 | 5.33 |
| PUMPING | MEWBOURNE OIL COMPANY | 875.00 | 0.006363620 | 5.57 |
| PUMPING | MEWBOURNE OIL COMPANY | 656.25 | 0.006363620 | 4.18 |
| SALT WATER DISPOSAL | MEWBOURNE OIL COMPANY | 88,818.81 | 0.006363620 | 565.21 |
| SALT WATER DISPOSAL | NGL WATER SOLUTIONS PERM | 863.56 | 0.006363620 | 5.50 |
| TREATING,DEHYDRATION,METERING | JET LABORATORIES INC | 39.52 | 0.006363620 | 0.25 |
| Total Lease Operating Expense Cost | | 173,084.57 | | 1,101.45 |
| 62915000-30 SUBTOTAL | | 173,084.57 | 1,101.45 | |
| PROPERTY 62915000 TOTAL | | 396,732.78 | 2,524.67 | |
| 62915000PREPAYMENTS | | | | -2,524.67 |
| PROPERTY: 62916000 62916000-10 CREEDENCE 21/16 WIED ST COM 1H | | | | |

02-28-2020

045

MEWBOURNE OIL COMPANY

Page 14

TOM M RAGSDALE
400 N SAM HOUSTON PARKWAY EAST
SUITE 601
HOUSTON, TX 77060

INVOICE NO.: 202002-13480
INVOICE DATE: 2-29-2020
OWNER: 035904-1
BILLING FOR: February 2020

| REFERENCE/DESCRIPTION OF CHARGES | | GROSS CHARGES | WORKING INTEREST | NET CHARGE |
|--|---------------------------|-------------------|------------------|------------|
| <u>Intangible Well Cost</u> | | | | |
| EQUIPMENT RENTAL | OIL PATCH GROUP INC | 1,398.65 | 0.006363620 | 8.90 |
| Total Intangible Well Cost Cost | | 1,398.65 | | 8.90 |
| 62916000-10 SUBTOTAL | | 1,398.65 | 8.90 | |
| PROPERTY: 62916000 62916000-20 CREEDENCE 21/16 W1ED ST COM 1H | | | | |
| <u>Intangible Well Cost</u> | | | | |
| LOCATION RESTORATION | QATAR LLC | 898.16 | 0.006363620 | 5.72 |
| LOCATION, ROADS, PITS | SES HOLDINGS LLC | 2,463.53 | 0.006363620 | 15.68 |
| LOCATION, ROADS, PITS | SES HOLDINGS LLC | 1,827.78 | 0.006363620 | 11.63 |
| STIMULATION RENTALS & OTHER | TFH LTD CO | 536.73 | 0.006363620 | 3.42 |
| STIMULATION RENTALS & OTHER | TFH LTD CO | 4,172.36 | 0.006363620 | 26.55 |
| WATER AND OTHER | SOLARIS WATER MIDSTREAM | 205,209.92 | 0.006363620 | 1,305.88 |
| Total Intangible Well Cost Cost | | 215,108.48 | | 1,368.88 |
| <u>Equipment Beyond Wellhead</u> | | | | |
| CATHODIC PROTECTION | TANKLOGIX LLC | 1,103.10 | 0.006363620 | 7.02 |
| PIPE LINE CONSTRUCTION | TRINITY OILFIELD SERVICES | 7,436.51 | 0.006363620 | 47.32 |
| Total Equipment Beyond Wellhead Cost | | 8,539.61 | | 54.34 |
| 62916000-20 SUBTOTAL | | 223,648.09 | 1,423.22 | |
| PROPERTY: 62916000 62916000-30 CREEDENCE 21/16 W1ED ST COM 1H | | | | |
| <u>Lease Operating Expense</u> | | | | |
| COMPANY SUPERVISION | MEWBOURNE OIL COMPANY | 937.50 | 0.006363620 | 5.97 |
| COMPRESSOR MAINTENANCE | G&A FABRICATION LLC | 1,376.67 | 0.006363620 | 8.76 |
| COMPRESSOR MAINTENANCE | G&A FABRICATION LLC | 972.01 | 0.006363620 | 6.19 |
| COMPRESSOR MAINTENANCE | G&A FABRICATION LLC | 428.79 | 0.006363620 | 2.73 |
| COMPRESSOR MAINTENANCE | G&A FABRICATION LLC | 9,380.70 | 0.006363620 | 59.70 |
| COMPRESSOR MAINTENANCE | G&A FABRICATION LLC | 856.97 | 0.006363620 | 5.45 |
| COMPRESSOR MAINTENANCE | G&A FABRICATION LLC | 8,833.26 | 0.006363620 | 56.21 |
| COMPRESSOR MAINTENANCE | G&A FABRICATION LLC | 203.07 | 0.006363620 | 1.29 |
| COMPRESSOR MAINTENANCE | G&A FABRICATION LLC | 158.48 | 0.006363620 | 1.01 |
| COMPRESSOR MAINTENANCE | G&A FABRICATION LLC | 356.65 | 0.006363620 | 2.27 |
| COMPRESSOR MAINTENANCE | G&A FABRICATION LLC | 591.38 | 0.006363620 | 3.76 |
| COMPRESSOR MAINTENANCE | G&A FABRICATION LLC | 934.02 | 0.006363620 | 5.94 |
| COMPRESSOR MAINTENANCE | G&A FABRICATION LLC | 177.34 | 0.006363620 | 1.13 |
| COMPRESSOR MAINTENANCE | G&A FABRICATION LLC | 2,058.95 | 0.006363620 | 13.10 |
| COMPRESSOR RENTAL/SERVICES | TFH LTD CO | 248.34 | 0.006363620 | 1.58 |
| CONTRACT SUPERVISION | PROPETRO SERVICES INC | 889.05 | 0.006363620 | 5.66 |
| CONTRACT SUPERVISION | PROPETRO SERVICES INC | 889.05 | 0.006363620 | 5.66 |
| CONTRACT SUPERVISION | PROPETRO SERVICES INC | 889.05 | 0.006363620 | 5.66 |
| CONTRACT SUPERVISION | PROPETRO SERVICES INC | 889.05 | 0.006363620 | 5.66 |
| CONTRACT SUPERVISION | PROPETRO SERVICES INC | 948.33 | 0.006363620 | 6.03 |

02-28-2020

046

MEWBOURNE OIL COMPANY

Page 15

TOM M RAGSDALE
400 N SAM HOUSTON PARKWAY EAST
SUITE 601
HOUSTON, TX 77060

INVOICE NO.: 202002-13480
INVOICE DATE: 2-29-2020
OWNER: 035904-1
BILLING FOR: February 2020

| REFERENCE/DESCRIPTION OF CHARGES | | GROSS CHARGES | WORKING INTEREST | NET CHARGE |
|----------------------------------|-----------------------------|------------------|---------------------|---------------|
| CONTRACT SUPERVISION | PROPETRO SERVICES INC | 948.33 | 0.006363620 | 6.03 |
| CONTRACT SUPERVISION | PROPETRO SERVICES INC | 948.33 | 0.006363620 | 6.03 |
| CONTRACT SUPERVISION | TURNCO ENTERPRISES LLC | 6,545.00 | 0.006363620 | 41.65 |
| CONTRACT SUPERVISION | TURNCO ENTERPRISES LLC | 228.75 | 0.006363620 | 1.46 |
| CONTRACT SUPERVISION | TURNCO ENTERPRISES LLC | 6,388.75 | 0.006363620 | 40.66 |
| LEASE MAINTENANCE | KEYSTONE PUMP & SUPPLY LI | 103.10 | 0.006363620 | 0.66 |
| LEASE MAINTENANCE | STANDARD OIL FIELD SUPPLY | 1,397.35 | 0.006363620 | 8.89 |
| LEASE MAINTENANCE | STANDARD OIL FIELD SUPPLY | 143.71 | 0.006363620 | 0.91 |
| LEASE MAINTENANCE | STANDARD OIL FIELD SUPPLY | 50.98 | 0.006363620 | 0.32 |
| LEASE MAINTENANCE | STANDARD OIL FIELD SUPPLY | 608.85 | 0.006363620 | 3.87 |
| LEASE MAINTENANCE | STANDARD OIL FIELD SUPPLY | 55.14 | 0.006363620 | 0.35 |
| LEASE MAINTENANCE | STANDARD OIL FIELD SUPPLY | 943.67 | 0.006363620 | 6.01 |
| LEASE MAINTENANCE | MPS ENTERPRISES INC | 1,564.09 | 0.006363620 | 9.95 |
| LEASE MAINTENANCE | MPS ENTERPRISES INC | 341.80 | 0.006363620 | 2.18 |
| LEASE MAINTENANCE | TURNCO ENTERPRISES LLC | 262.50 | 0.006363620 | 1.67 |
| LEASE MAINTENANCE | TURNCO ENTERPRISES LLC | 183.75 | 0.006363620 | 1.17 |
| LEASE MAINTENANCE | TURNCO ENTERPRISES LLC | 105.00 | 0.006363620 | 0.67 |
| LEASE MAINTENANCE | TRINITY OILFIELD SERVICES & | 940.37 | 0.006363620 | 5.98 |
| LEASE MAINTENANCE | TRINITY OILFIELD SERVICES & | 1,258.25 | 0.006363620 | 8.01 |
| LEASE MAINTENANCE | TRINITY OILFIELD SERVICES & | 1,920.48 | 0.006363620 | 12.22 |
| LEASE MAINTENANCE | TRINITY OILFIELD SERVICES & | 480.78 | 0.006363620 | 3.06 |
| LEASE MAINTENANCE | TRINITY OILFIELD SERVICES & | 413.23 | 0.006363620 | 2.63 |
| LEASE MAINTENANCE | FLATLAND HOLDINGS LLC | 515.06 | 0.006363620 | 3.28 |
| LEASE MAINTENANCE | QATAR LLC | 242.20 | 0.006363620 | 1.54 |
| LEASE MAINTENANCE | TANKLOGIX LLC | 659.60 | 0.006363620 | 4.20 |
| LEASE MAINTENANCE | TANKLOGIX LLC | 1,290.56 | 0.006363620 | 8.21 |
| LEASE MAINTENANCE | DELAWARE ENERGY LLC | 22.51 | 0.006363620 | 0.14 |
| LEASE MAINTENANCE | DELAWARE ENERGY LLC | 72.05 | 0.006363620 | 0.46 |
| LEASE MAINTENANCE | DELAWARE ENERGY LLC | 56.28 | 0.006363620 | 0.36 |
| LEASE MAINTENANCE | DELAWARE ENERGY LLC | 56.28 | 0.006363620 | 0.36 |
| LEASE MAINTENANCE | DELAWARE ENERGY LLC | 67.54 | 0.006363620 | 0.43 |
| LEASE MAINTENANCE | DELAWARE ENERGY LLC | 261.18 | 0.006363620 | 1.66 |
| LEASE MAINTENANCE | DELAWARE ENERGY LLC | 28.14 | 0.006363620 | 0.18 |
| LEASE MAINTENANCE | DELAWARE ENERGY LLC | 56.28 | 0.006363620 | 0.36 |
| LEASE MAINTENANCE | DELAWARE ENERGY LLC | 28.14 | 0.006363620 | 0.18 |
| LEASE MAINTENANCE | MEWBOURNE OIL COMPANY | 387.50 | 0.006363620 | 2.47 |
| LEASE MAINTENANCE | AUTOMATED WELLHEAD CON | 3,369.00 | 0.006363620 | 21.44 |
| MISCELLANEOUS EQUIPMENT RENTAL | MEWBOURNE OIL COMPANY | 6,200.00 | 0.006363620 | 39.45 |
| MISCELLANEOUS EQUIPMENT RENTAL | D&H TRUCKING | 1,140.77 | 0.006363620 | 7.26 |
| MISCELLANEOUS EQUIPMENT RENTAL | D&H TRUCKING | 1,801.64 | 0.006363620 | 11.47 |
| MISCELLANEOUS EQUIPMENT RENTAL | D&H TRUCKING | 1,801.64 | 0.006363620 | 11.47 |
| MISCELLANEOUS EQUIPMENT RENTAL | D&H TRUCKING | 1,178.80 | 0.006363620 | 7.50 |

02-28-2020

047

MEWBOURNE OIL COMPANY

Page 16

TOM M RAGSDALE
400 N SAM HOUSTON PARKWAY EAST
SUITE 601
HOUSTON, TX 77060

INVOICE NO.: 202002-13480
INVOICE DATE: 2-29-2020
OWNER: 035904-1
BILLING FOR: February 2020

| REFERENCE/DESCRIPTION OF CHARGES | | GROSS CHARGES | WORKING INTEREST | NET CHARGE |
|------------------------------------|--------------------------|---------------|------------------|------------|
| MISCELLANEOUS EQUIPMENT RENTAL | D&H TRUCKING | 1,178.80 | 0.006363620 | 7.50 |
| MISCELLANEOUS EQUIPMENT RENTAL | D&H TRUCKING | 1,178.80 | 0.006363620 | 7.50 |
| MISCELLANEOUS EQUIPMENT RENTAL | D&H TRUCKING | 1,161.00 | 0.006363620 | 7.39 |
| OVERHEAD-FIXED RATE | MEWBOURNE OIL COMPANY | 837.60 | 0.006363620 | 5.33 |
| PUMPING | MEWBOURNE OIL COMPANY | 875.00 | 0.006363620 | 5.57 |
| PUMPING | MEWBOURNE OIL COMPANY | 656.25 | 0.006363620 | 4.18 |
| SALT WATER DISPOSAL | MEWBOURNE OIL COMPANY | 84,788.19 | 0.006363620 | 539.56 |
| SALT WATER DISPOSAL | NGL WATER SOLUTIONS PERM | 863.56 | 0.006363620 | 5.50 |
| TREATING,DEHYDRATION,METERING | JET LABORATORIES INC | 39.52 | 0.006363620 | 0.25 |
| Total Lease Operating Expense Cost | | 168,664.76 | | 1,073.34 |

62916000-30 SUBTOTAL**168,664.76****1,073.34****PROPERTY 62916000 TOTAL****393,711.50****2,505.46****62916000PREPAYMENTS****-2,505.46****PROPERTY: 62958000 62958000-30 GAZELLE 22 B3MD FED COM 1H**Lease Operating Expense

| | | | | |
|--------------------------|----------------------------|----------|-------------|--------|
| CHEMICALS-WATER TREATING | IMPERATIVE CHEMICAL PART | 89.21 | 0.195498190 | 17.44 |
| CHEMICALS-WATER TREATING | IMPERATIVE CHEMICAL PART | 202.36 | 0.195498190 | 39.57 |
| COMPANY SUPERVISION | MEWBOURNE OIL COMPANY | 1,250.00 | 0.195498190 | 244.38 |
| COMPANY SUPERVISION | MEWBOURNE OIL COMPANY | 312.50 | 0.195498190 | 61.09 |
| COMPANY SUPERVISION | MEWBOURNE OIL COMPANY | 1,037.50 | 0.195498190 | 202.83 |
| COMPRESSOR MAINTENANCE | G&A FABRICATION LLC | 202.12 | 0.195498190 | 39.52 |
| COMPRESSOR MAINTENANCE | G&A FABRICATION LLC | 615.55 | 0.195498190 | 120.34 |
| COMPRESSOR MAINTENANCE | G&A FABRICATION LLC | 176.57 | 0.195498190 | 34.52 |
| CONTRACT SUPERVISION | PACE OILFIELD SERVICES INC | 28.89 | 0.195498190 | 5.64 |
| CONTRACT SUPERVISION | PACE OILFIELD SERVICES INC | 291.50 | 0.195498190 | 56.99 |
| CONTRACT SUPERVISION | PACE OILFIELD SERVICES INC | 291.50 | 0.195498190 | 56.99 |
| CONTRACT SUPERVISION | PACE OILFIELD SERVICES INC | 291.50 | 0.195498190 | 56.99 |
| CONTRACT SUPERVISION | PACE OILFIELD SERVICES INC | 291.50 | 0.195498190 | 56.99 |
| FUEL, POWER & ELECTRICAL | XCEL ENERGY | 414.42 | 0.195498190 | 81.03 |
| FUEL, POWER & ELECTRICAL | PILOT THOMAS LOGISTICS LL | 40.84 | 0.195498190 | 7.99 |
| FUEL, POWER & ELECTRICAL | PILOT THOMAS LOGISTICS LL | 27.38 | 0.195498190 | 5.35 |
| LEASE MAINTENANCE | SUNDANCE SERVICES INC | 34.05 | 0.195498190 | 6.66 |
| LEASE MAINTENANCE | SUNDANCE SERVICES INC | 489.61 | 0.195498190 | 95.72 |
| LEASE MAINTENANCE | K&S OILFIELD SUPPLIES LLC | 308.68 | 0.195498190 | 60.34 |
| LEASE MAINTENANCE | MPS ENTERPRISES INC | 26.70 | 0.195498190 | 5.22 |
| LEASE MAINTENANCE | GUNS UP SERVICES | 112.68 | 0.195498190 | 22.03 |
| LEASE MAINTENANCE | TURNCO ENTERPRISES LLC | 190.00 | 0.195498190 | 37.14 |
| LEASE MAINTENANCE | TURNCO ENTERPRISES LLC | 10.96 | 0.195498190 | 2.14 |
| LEASE MAINTENANCE | TURNCO ENTERPRISES LLC | 142.50 | 0.195498190 | 27.87 |
| LEASE MAINTENANCE | TURNCO ENTERPRISES LLC | 213.75 | 0.195498190 | 41.78 |
| LEASE MAINTENANCE | TURNCO ENTERPRISES LLC | 213.75 | 0.195498190 | 41.78 |

02-28-2020

048

MEWBOURNE OIL COMPANY

Page 17

TOM M RAGSDALE
400 N SAM HOUSTON PARKWAY EAST
SUITE 601
HOUSTON, TX 77060

INVOICE NO.: 202002-13480
INVOICE DATE: 2-29-2020
OWNER: 035904-1
BILLING FOR: February 2020

| REFERENCE/DESCRIPTION OF CHARGES | | GROSS CHARGES | WORKING INTEREST | NET CHARGE |
|------------------------------------|---------------------------|------------------|---------------------|-----------------|
| LEASE MAINTENANCE | TURNCO ENTERPRISES LLC | 237.50 | 0.195498190 | 46.43 |
| LEASE MAINTENANCE | TURNCO ENTERPRISES LLC | 217.83 | 0.195498190 | 42.58 |
| LEASE MAINTENANCE | TURNCO ENTERPRISES LLC | 118.75 | 0.195498190 | 23.21 |
| LEASE MAINTENANCE | TURNCO ENTERPRISES LLC | 106.25 | 0.195498190 | 20.77 |
| LEASE MAINTENANCE | CRAIN HOT OIL SERVICE LLC | 1,177.57 | 0.195498190 | 230.21 |
| LEASE MAINTENANCE | EP&S LLC | 106.72 | 0.195498190 | 20.87 |
| LEASE MAINTENANCE | EP&S LLC | 292.12 | 0.195498190 | 57.11 |
| LEASE MAINTENANCE | EP&S LLC | 24.30 | 0.195498190 | 4.76 |
| LEASE MAINTENANCE | EP&S LLC | 112.38 | 0.195498190 | 21.97 |
| LEASE MAINTENANCE | TANKLOGIX LLC | 154.62 | 0.195498190 | 30.22 |
| LEASE MAINTENANCE | TANKLOGIX LLC | 192.15 | 0.195498190 | 37.57 |
| LEASE MAINTENANCE | TANKLOGIX LLC | 140.81 | 0.195498190 | 27.53 |
| LEASE MAINTENANCE | TANKLOGIX LLC | 659.60 | 0.195498190 | 128.95 |
| LEASE MAINTENANCE | AY TRUCKING INC | 12.13 | 0.195498190 | 2.37 |
| LEASE MAINTENANCE | AY TRUCKING INC | 78.85 | 0.195498190 | 15.41 |
| LEASE MAINTENANCE | AY TRUCKING INC | 216.82 | 0.195498190 | 42.39 |
| LEASE MAINTENANCE | AY TRUCKING INC | 177.40 | 0.195498190 | 34.68 |
| LEASE MAINTENANCE | AY TRUCKING INC | 98.56 | 0.195498190 | 19.27 |
| LEASE MAINTENANCE | AY TRUCKING INC | 15.16 | 0.195498190 | 2.97 |
| LEASE MAINTENANCE | AY TRUCKING INC | 137.98 | 0.195498190 | 26.97 |
| LEASE MAINTENANCE | LEGACY SAFETY AND CONSUM | 701.58 | 0.195498190 | 137.16 |
| LEASE MAINTENANCE | LEGACY SAFETY AND CONSUM | 171.44 | 0.195498190 | 33.51 |
| LEASE MAINTENANCE | MEWBOURNE OIL COMPANY | 457.25 | 0.195498190 | 89.39 |
| LEASE MAINTENANCE | MEWBOURNE OIL COMPANY | 193.75 | 0.195498190 | 37.88 |
| MISCELLANEOUS EQUIPMENT RENTAL | MEWBOURNE OIL COMPANY | 260.40 | 0.195498190 | 50.91 |
| OVERHEAD-FIXED RATE | MEWBOURNE OIL COMPANY | 837.60 | 0.195498190 | 163.75 |
| PRIME MOVER MAINTENANCE | HR COMPRESSION & SERVICE | 261.96 | 0.195498190 | 51.21 |
| PROFESSIONAL SERVICES | PRICE ENERGY CONSULTING I | 75.00 | 0.195498190 | 14.66 |
| PUMPING | MEWBOURNE OIL COMPANY | 875.00 | 0.195498190 | 171.06 |
| PUMPING | MEWBOURNE OIL COMPANY | 656.25 | 0.195498190 | 128.30 |
| SALT WATER DISPOSAL | OWL SWD OPERATING LLC | 108.49 | 0.195498190 | 21.21 |
| SALT WATER DISPOSAL | OWL SWD OPERATING LLC | 72.00 | 0.195498190 | 14.08 |
| SALT WATER DISPOSAL | OWL SWD OPERATING LLC | 4.80 | 0.195498190 | 0.94 |
| SALT WATER DISPOSAL | OWL SWD OPERATING LLC | 7.68 | 0.195498190 | 1.50 |
| SALT WATER DISPOSAL | NGL WATER SOLUTIONS PERM | 1,773.08 | 0.195498190 | 346.64 |
| SALT WATER DISPOSAL | AY TRUCKING INC | 92.91 | 0.195498190 | 18.16 |
| SALT WATER DISPOSAL | AY TRUCKING INC | 1,223.29 | 0.195498190 | 239.15 |
| SALT WATER DISPOSAL | LIMESTONE BASIN PROPERTIE | 148.96 | 0.195498190 | 29.13 |
| SITE RESTORATION & EXCAVATION | R360 ENVIRONMENTAL SOLU | 7.30 | 0.195498190 | 1.43 |
| Total Lease Operating Expense Cost | | 19,512.26 | | 3,814.65 |
| 62958000-30 SUBTOTAL | | 19,512.26 | | 3,814.65 |

02-28-2020

049

MEWBOURNE OIL COMPANY

Page 18

TOM M RAGSDALE
400 N SAM HOUSTON PARKWAY EAST
SUITE 601
HOUSTON, TX 77060

INVOICE NO.: 202002-13480
INVOICE DATE: 2-29-2020
OWNER: 035904-1
BILLING FOR: February 2020

| REFERENCE/DESCRIPTION OF CHARGES | | GROSS CHARGES | WORKING INTEREST | NET CHARGE |
|--|----------------------------|------------------|------------------|------------|
| PROPERTY 62958000 TOTAL | | 19,512.26 | 3,814.65 | |
| PROPERTY: 72185000 72185000-10 CREEDENCE 21/16 W0FC ST COM 4H | | | | |
| <u>Intangible Well Cost</u> | | | | |
| BITS | HALLIBURTON ENERGY SERV | 9,270.63 | 0.006363620 | 58.99 |
| BITS | NATIONAL OILWELL DHT LP | 9,392.11 | 0.006363620 | 59.77 |
| CASING, TUBING, SNUBBING SERV | BUTCH'S RAT HOLE & ANCHOI | 8,582.62 | 0.006363620 | 54.62 |
| CEMENTING | BOND COAT INC | 13,635.50 | 0.006363620 | 86.77 |
| CEMENTING | PAR FIVE ENERGY SERVICES I | 44,578.00 | 0.006363620 | 283.68 |
| COMPANY SUPERVISION | MEWBOURNE OIL COMPANY | 637.50 | 0.006363620 | 4.06 |
| COMPANY SUPERVISION | MEWBOURNE OIL COMPANY | 2,062.50 | 0.006363620 | 13.12 |
| COMPANY SUPERVISION | MEWBOURNE OIL COMPANY | 937.50 | 0.006363620 | 5.97 |
| COMPANY SUPERVISION | MEWBOURNE OIL COMPANY | 1,250.00 | 0.006363620 | 7.95 |
| COMPANY SUPERVISION | MEWBOURNE OIL COMPANY | 618.75 | 0.006363620 | 3.94 |
| COMPANY SUPERVISION | MEWBOURNE OIL COMPANY | 5,000.00 | 0.006363620 | 31.82 |
| COMPANY SUPERVISION | MEWBOURNE OIL COMPANY | 1,237.50 | 0.006363620 | 7.87 |
| COMPANY SUPERVISION | MEWBOURNE OIL COMPANY | 7,675.00 | 0.006363620 | 48.84 |
| COMPANY SUPERVISION | MEWBOURNE OIL COMPANY | 825.00 | 0.006363620 | 5.25 |
| COMPANY SUPERVISION | MEWBOURNE OIL COMPANY | 1,662.50 | 0.006363620 | 10.58 |
| COMPANY SUPERVISION | MEWBOURNE OIL COMPANY | 7,500.00 | 0.006363620 | 47.73 |
| COMPANY SUPERVISION | MEWBOURNE OIL COMPANY | 2,500.00 | 0.006363620 | 15.91 |
| COMPANY SUPERVISION | MEWBOURNE OIL COMPANY | 15,000.00 | 0.006363620 | 95.45 |
| COMPANY SUPERVISION | MEWBOURNE OIL COMPANY | 24,375.00 | 0.006363620 | 155.11 |
| COMPANY SUPERVISION | MEWBOURNE OIL COMPANY | 6,250.00 | 0.006363620 | 39.77 |
| CONTRACT SUPERVISION | GSM OILFIELD SERVICES INC | 11,038.13 | 0.006363620 | 70.24 |
| CONTRACT SUPERVISION | GSM OILFIELD SERVICES INC | 6,313.81 | 0.006363620 | 40.18 |
| DIRECTIONAL SERVICES | ALTITUDE ENERGY PARTNER | 257,082.15 | 0.006363620 | 1,635.97 |
| EQUIPMENT RENTAL | MAN WELDING SERVICE | 1,582.50 | 0.006363620 | 10.07 |
| EQUIPMENT RENTAL | MAN WELDING SERVICE | 2,954.00 | 0.006363620 | 18.80 |
| EQUIPMENT RENTAL | HALLIBURTON ENERGY SERV | 5,244.98 | 0.006363620 | 33.38 |
| EQUIPMENT RENTAL | PASON SYSTEMS USA CORPOF | 21,201.19 | 0.006363620 | 134.92 |
| EQUIPMENT RENTAL | AMERICAN SAFETY SERVICES | 1,812.65 | 0.006363620 | 11.53 |
| EQUIPMENT RENTAL | NATIONAL OILWELL DHT LP | 34,817.81 | 0.006363620 | 221.57 |
| EQUIPMENT RENTAL | DUKE OILFIELD SERVICES LLC | 627.73 | 0.006363620 | 3.99 |
| EQUIPMENT RENTAL | DUKE OILFIELD SERVICES LLC | 269.03 | 0.006363620 | 1.71 |
| EQUIPMENT RENTAL | MCCULLAR AND SON'S WELDI | 555.86 | 0.006363620 | 3.54 |
| EQUIPMENT RENTAL | CAMPBELL OILFIELD SERVICE | 56,026.37 | 0.006363620 | 356.53 |
| EQUIPMENT RENTAL | POWERSAT COMMUNICATION | 2,819.85 | 0.006363620 | 17.94 |
| EQUIPMENT RENTAL | OIL PATCH GROUP INC | 10,366.49 | 0.006363620 | 65.97 |
| EQUIPMENT RENTAL | DRILLING TOOLS INTERNATIC | 13,010.62 | 0.006363620 | 82.79 |
| EQUIPMENT RENTAL | D WEBB INDUSTRIES LLC | 5,304.60 | 0.006363620 | 33.76 |
| EQUIPMENT RENTAL | INVICTUS TOOLS LLC | 1,502.00 | 0.006363620 | 9.56 |
| FUEL | FRONK OIL COMPANY INC | 15,761.52 | 0.006363620 | 100.30 |

02-28-2020

050

MEWBOURNE OIL COMPANY

Page 19

TOM M RAGSDALE
400 N SAM HOUSTON PARKWAY EAST
SUITE 601
HOUSTON, TX 77060

INVOICE NO.: 202002-13480
INVOICE DATE: 2-29-2020
OWNER: 035904-1
BILLING FOR: February 2020

| REFERENCE/DESCRIPTION OF CHARGES | | GROSS CHARGES | WORKING INTEREST | NET CHARGE |
|----------------------------------|----------------------------|---------------|------------------|------------|
| INSPECTION & REPAIR SERVICES | WEATHERFORD US LP | 3,974.49 | 0.006363620 | 25.29 |
| INTANGIBLE SUPPLIES | CONTINENTAL WIRE CLOTH L | 4,386.68 | 0.006363620 | 27.91 |
| LOCATION RESTORATION | DUKE OILFIELD SERVICES LLC | 949.50 | 0.006363620 | 6.04 |
| LOCATION RESTORATION | DUKE OILFIELD SERVICES LLC | 4,304.40 | 0.006363620 | 27.39 |
| LOCATION RESTORATION | DUKE OILFIELD SERVICES LLC | 2,658.60 | 0.006363620 | 16.92 |
| LOCATION RESTORATION | DUKE OILFIELD SERVICES LLC | 1,076.10 | 0.006363620 | 6.85 |
| LOCATION RESTORATION | DUKE OILFIELD SERVICES LLC | 1,139.40 | 0.006363620 | 7.25 |
| LOCATION RESTORATION | R360 ENVIRONMENTAL SOLUT | 11,740.00 | 0.006363620 | 74.71 |
| LOCATION RESTORATION | R360 ENVIRONMENTAL SOLUT | 15,840.00 | 0.006363620 | 100.80 |
| LOCATION RESTORATION | R360 ENVIRONMENTAL SOLUT | 1,460.00 | 0.006363620 | 9.29 |
| LOCATION RESTORATION | QATAR LLC | 1,291.75 | 0.006363620 | 8.22 |
| LOCATION RESTORATION | QATAR LLC | 484.41 | 0.006363620 | 3.08 |
| LOCATION RESTORATION | QATAR LLC | 322.94 | 0.006363620 | 2.06 |
| LOCATION RESTORATION | QATAR LLC | 565.14 | 0.006363620 | 3.60 |
| LOCATION RESTORATION | QATAR LLC | 5,059.35 | 0.006363620 | 32.20 |
| LOCATION RESTORATION | QATAR LLC | 3,552.31 | 0.006363620 | 22.61 |
| LOCATION RESTORATION | QATAR LLC | 3,794.51 | 0.006363620 | 24.15 |
| LOCATION RESTORATION | QATAR LLC | 5,167.00 | 0.006363620 | 32.88 |
| LOCATION RESTORATION | QATAR LLC | 4,077.08 | 0.006363620 | 25.95 |
| LOCATION RESTORATION | QATAR LLC | 484.41 | 0.006363620 | 3.08 |
| LOCATION RESTORATION | QATAR LLC | 242.20 | 0.006363620 | 1.54 |
| LOCATION RESTORATION | QATAR LLC | 847.71 | 0.006363620 | 5.39 |
| LOCATION RESTORATION | QATAR LLC | 1,049.55 | 0.006363620 | 6.68 |
| LOCATION RESTORATION | QATAR LLC | 2,422.03 | 0.006363620 | 15.41 |
| LOCATION RESTORATION | QATAR LLC | 565.14 | 0.006363620 | 3.60 |
| LOCATION RESTORATION | QATAR LLC | 2,744.97 | 0.006363620 | 17.47 |
| LOCATION RESTORATION | QATAR LLC | 2,462.40 | 0.006363620 | 15.67 |
| LOCATION RESTORATION | DELAWARE ENERGY LLC | 270.19 | 0.006363620 | 1.72 |
| LOCATION, ROADS, PITS & SITE | GRIGRY READY DRILL LLC | 29,645.00 | 0.006363620 | 188.65 |
| MUD | ANCHOR DRILLING FLUIDS US | 121,265.62 | 0.006363620 | 771.69 |
| MUD | FRONK OIL COMPANY INC | 16,405.25 | 0.006363620 | 104.40 |
| MUD | FRONK OIL COMPANY INC | 16,183.15 | 0.006363620 | 102.98 |
| MUD | QATAR LLC | 645.87 | 0.006363620 | 4.11 |
| MUD | QATAR LLC | 322.94 | 0.006363620 | 2.06 |
| MUD | QATAR LLC | 928.45 | 0.006363620 | 5.91 |
| OVERHEAD FIXED RATE | MEWBOURNE OIL COMPANY | 5,677.42 | 0.006363620 | 36.13 |
| TRANSPORTATION | WEATHERFORD US LP | 267.03 | 0.006363620 | 1.70 |
| TRANSPORTATION | HUGHES OILFIELD TRANSPOR | 1,885.30 | 0.006363620 | 12.00 |
| TRANSPORTATION | HUGHES OILFIELD TRANSPOR | 549.25 | 0.006363620 | 3.50 |
| TRANSPORTATION | HUGHES OILFIELD TRANSPOR | 1,069.45 | 0.006363620 | 6.81 |
| TRANSPORTATION | HUGHES OILFIELD TRANSPOR | 2,224.39 | 0.006363620 | 14.15 |
| TRANSPORTATION | STONE OILFIELD SERVICE INC | 1,603.39 | 0.006363620 | 10.20 |

02-28-2020

051

MEWBOURNE OIL COMPANY

Page 20

TOM M RAGSDALE
400 N SAM HOUSTON PARKWAY EAST
SUITE 601
HOUSTON, TX 77060

INVOICE NO.: 202002-13480
INVOICE DATE: 2-29-2020
OWNER: 035904-1
BILLING FOR: February 2020

| REFERENCE/DESCRIPTION OF CHARGES | | GROSS CHARGES | WORKING INTEREST | NET CHARGE |
|--|----------------------------|---------------------|------------------|------------------|
| TRANSPORTATION | MCCULLAR AND SON'S WELDING | 1,282.75 | 0.006363620 | 8.16 |
| WATER AND OTHER | OIL PATCH GROUP INC | 381.45 | 0.006363620 | 2.43 |
| WATER AND OTHER | QATAR LLC | 1,937.62 | 0.006363620 | 12.33 |
| WATER AND OTHER | QATAR LLC | 3,606.13 | 0.006363620 | 22.95 |
| WATER AND OTHER | QATAR LLC | 450.77 | 0.006363620 | 2.87 |
| WATER AND OTHER | QATAR LLC | 4,370.42 | 0.006363620 | 27.81 |
| WATER AND OTHER | QATAR LLC | 726.61 | 0.006363620 | 4.62 |
| WATER AND OTHER | QATAR LLC | 450.77 | 0.006363620 | 2.87 |
| WATER AND OTHER | QATAR LLC | 3,404.30 | 0.006363620 | 21.66 |
| Total Intangible Well Cost Cost | | 909,496.99 | | 5,787.70 |
| <u>Tangible Well Cost</u> | | | | |
| CASING (6.1" - 8.0") | SOONER PIPE LLC | 236,094.46 | 0.006363620 | 1,502.42 |
| Total Tangible Well Cost Cost | | 236,094.46 | | 1,502.42 |
| 72185000-10 SUBTOTAL | | 1,145,591.45 | 7,290.12 | |
| PROPERTY: 72185000 72185000-20 CREEDENCE 21/16 W0FC ST COM 4H | | | | |
| <u>Intangible Well Cost</u> | | | | |
| CASING, TUBING, SNUBING SERV | BUTCH'S RAT HOLE & ANCHOR | 6,651.53 | 0.006363620 | 42.33 |
| CASING, TUBING, SNUBING SERV | T&T ENERGY SERVICES LLC | 1,854.27 | 0.006363620 | 11.80 |
| CONTRACT SUPERVISION | GSM OILFIELD SERVICES INC | 4,724.32 | 0.006363620 | 30.06 |
| TESTING | MAN WELDING SERVICE | 2,980.38 | 0.006363620 | 18.97 |
| Total Intangible Well Cost Cost | | 16,210.50 | | 103.16 |
| <u>Tangible Well Cost</u> | | | | |
| CASING (4.1" - 6.0") | SOONER PIPE LLC | 108,306.57 | 0.006363620 | 689.22 |
| TUBING HEAD & UPPER SECTION | CAMERON INTERNATIONAL | 1,959.53 | 0.006363620 | 12.47 |
| Total Tangible Well Cost Cost | | 110,266.10 | | 701.69 |
| 72185000-20 SUBTOTAL | | 126,476.60 | 804.85 | |
| PROPERTY 72185000 TOTAL | | 1,272,068.05 | 8,094.97 | |
| 72185000PREPAYMENTS | | | | -8,094.97 |
| PROPERTY: 72186000 72186000-10 CREEDENCE 21/16 W1FC ST COM 3H | | | | |
| <u>Intangible Well Cost</u> | | | | |
| BITS | HALLIBURTON ENERGY SERV | 10,530.32 | 0.006363620 | 67.01 |
| BITS | HALLIBURTON ENERGY SERV | 9,259.36 | 0.006363620 | 58.92 |
| BITS | ULTERRA DRILLING | 1,167.66 | 0.006363620 | 7.43 |
| BITS | ULTERRA DRILLING | 8,467.13 | 0.006363620 | 53.88 |
| BITS | ULTERRA DRILLING | 8,557.19 | 0.006363620 | 54.45 |
| CASING, TUBING, SNUBING SERV | BUTCH'S RAT HOLE & ANCHOR | 3,370.00 | 0.006363620 | 21.45 |
| CASING, TUBING, SNUBING SERV | BUTCH'S RAT HOLE & ANCHOR | 5,242.55 | 0.006363620 | 33.36 |
| CEMENTING | WEATHERFORD US LP | 1,378.87 | 0.006363620 | 8.77 |
| CEMENTING | WEATHERFORD US LP | 1,667.27 | 0.006363620 | 10.61 |
| CEMENTING | WEATHERFORD US LP | 2,237.83 | 0.006363620 | 14.24 |

02-28-2020

052

MEWBOURNE OIL COMPANY

Page 21

TOM M RAGSDALE
400 N SAM HOUSTON PARKWAY EAST
SUITE 601
HOUSTON, TX 77060

INVOICE NO.: 202002-13480
INVOICE DATE: 2-29-2020
OWNER: 035904-1
BILLING FOR: February 2020

| REFERENCE/DESCRIPTION OF CHARGES | | GROSS CHARGES | WORKING INTEREST | NET CHARGE |
|----------------------------------|----------------------------|---------------|------------------|------------|
| CEMENTING | WEATHERFORD US LP | 3,685.03 | 0.006363620 | 23.45 |
| CEMENTING | PAR FIVE ENERGY SERVICES I | 13,234.52 | 0.006363620 | 84.22 |
| CEMENTING | PAR FIVE ENERGY SERVICES I | 20,740.43 | 0.006363620 | 131.98 |
| CEMENTING | PAR FIVE ENERGY SERVICES I | 35,829.38 | 0.006363620 | 228.00 |
| COMPANY SUPERVISION | MEWBOURNE OIL COMPANY | 3,125.00 | 0.006363620 | 19.89 |
| COMPANY SUPERVISION | MEWBOURNE OIL COMPANY | 1,250.00 | 0.006363620 | 7.95 |
| COMPANY SUPERVISION | MEWBOURNE OIL COMPANY | 1,875.00 | 0.006363620 | 11.93 |
| COMPANY SUPERVISION | MEWBOURNE OIL COMPANY | 825.00 | 0.006363620 | 5.25 |
| COMPANY SUPERVISION | MEWBOURNE OIL COMPANY | 2,912.50 | 0.006363620 | 18.53 |
| COMPANY SUPERVISION | MEWBOURNE OIL COMPANY | 1,687.50 | 0.006363620 | 10.74 |
| COMPANY SUPERVISION | MEWBOURNE OIL COMPANY | 3,750.00 | 0.006363620 | 23.86 |
| COMPANY SUPERVISION | MEWBOURNE OIL COMPANY | 1,250.00 | 0.006363620 | 7.95 |
| COMPANY SUPERVISION | MEWBOURNE OIL COMPANY | 13,125.00 | 0.006363620 | 83.52 |
| COMPANY SUPERVISION | MEWBOURNE OIL COMPANY | 5,625.00 | 0.006363620 | 35.80 |
| COMPANY SUPERVISION | MEWBOURNE OIL COMPANY | 5,000.00 | 0.006363620 | 31.82 |
| CONTINGENCIES | PATTERSON-UTI DRILLING CO | 29,159.72 | 0.006363620 | 185.56 |
| CONTINGENCIES | WEATHERFORD US LP | 19,853.50 | 0.006363620 | 126.34 |
| CONTRACT SUPERVISION | GSM OILFIELD SERVICES INC | 11,125.62 | 0.006363620 | 70.80 |
| CONTRACT SUPERVISION | GSM OILFIELD SERVICES INC | 11,125.62 | 0.006363620 | 70.80 |
| CONTRACT SUPERVISION | GSM OILFIELD SERVICES INC | 11,125.62 | 0.006363620 | 70.80 |
| DAY WORK, FOOTAGE, TURNKEY | PATTERSON-UTI DRILLING CO | 202,359.65 | 0.006363620 | 1,287.74 |
| DAY WORK, FOOTAGE, TURNKEY | PATTERSON-UTI DRILLING CO | 295,242.21 | 0.006363620 | 1,878.81 |
| EQUIPMENT RENTAL | HALLIBURTON ENERGY SERV | 1,695.33 | 0.006363620 | 10.79 |
| EQUIPMENT RENTAL | PATTERSON-UTI DRILLING CO | 10,595.83 | 0.006363620 | 67.43 |
| EQUIPMENT RENTAL | PATTERSON-UTI DRILLING CO | 16,953.33 | 0.006363620 | 107.88 |
| EQUIPMENT RENTAL | WEATHERFORD US LP | 3,831.90 | 0.006363620 | 24.38 |
| EQUIPMENT RENTAL | BLAIR TOOL LLC | 9,954.93 | 0.006363620 | 63.35 |
| EQUIPMENT RENTAL | DUKE OILFIELD SERVICES LLC | 627.73 | 0.006363620 | 3.99 |
| EQUIPMENT RENTAL | DUKE OILFIELD SERVICES LLC | 1,519.20 | 0.006363620 | 9.67 |
| EQUIPMENT RENTAL | DUKE OILFIELD SERVICES LLC | 358.70 | 0.006363620 | 2.28 |
| EQUIPMENT RENTAL | OIL PATCH GROUP INC | 3,622.35 | 0.006363620 | 23.05 |
| EQUIPMENT RENTAL | OIL PATCH GROUP INC | 559.46 | 0.006363620 | 3.56 |
| EQUIPMENT RENTAL | OIL PATCH GROUP INC | 244.76 | 0.006363620 | 1.56 |
| EQUIPMENT RENTAL | D WEBB INDUSTRIES LLC | 1,847.13 | 0.006363620 | 11.75 |
| EQUIPMENT RENTAL | INVICTUS TOOLS LLC | 1,496.00 | 0.006363620 | 9.52 |
| FUEL | FRONK OIL COMPANY INC | 15,800.96 | 0.006363620 | 100.55 |
| FUEL | FRONK OIL COMPANY INC | 14,665.00 | 0.006363620 | 93.32 |
| FUEL | FRONK OIL COMPANY INC | 14,125.94 | 0.006363620 | 89.89 |
| FUEL | FRONK OIL COMPANY INC | 13,660.48 | 0.006363620 | 86.93 |
| FUEL | FRONK OIL COMPANY INC | 7,964.52 | 0.006363620 | 50.68 |
| FUEL | FRONK OIL COMPANY INC | 6,334.05 | 0.006363620 | 40.31 |
| INSPECTION & REPAIR SERVICES | HOBBS RENTAL CORPORATION | 3,262.44 | 0.006363620 | 20.76 |

02-28-2020

053

MEWBOURNE OIL COMPANY

Page 22

TOM M RAGSDALE
400 N SAM HOUSTON PARKWAY EAST
SUITE 601
HOUSTON, TX 77060

INVOICE NO.: 202002-13480
INVOICE DATE: 2-29-2020
OWNER: 035904-1
BILLING FOR: February 2020

| REFERENCE/DESCRIPTION OF CHARGES | | GROSS CHARGES | WORKING INTEREST | NET CHARGE |
|----------------------------------|-----------------------------|---------------|------------------|------------|
| INSPECTION & REPAIR SERVICES | CHARLIE'S FIELD SERVICE INC | 1,112.56 | 0.006363620 | 7.08 |
| INSPECTION & REPAIR SERVICES | CHARLIE'S FIELD SERVICE INC | 1,133.22 | 0.006363620 | 7.21 |
| INSPECTION & REPAIR SERVICES | KNIGHT ENERGY HOLDINGS L | 3,484.58 | 0.006363620 | 22.17 |
| INTANGIBLE SUPPLIES | CONTINENTAL WIRE CLOTH L | 7,512.44 | 0.006363620 | 47.81 |
| INTANGIBLE SUPPLIES | CONTINENTAL WIRE CLOTH L | 5,658.18 | 0.006363620 | 36.01 |
| INTANGIBLE SUPPLIES | D WEBB INDUSTRIES LLC | 894.62 | 0.006363620 | 5.69 |
| LOCATION RESTORATION | DUKE OILFIELD SERVICES LLC | 6,567.38 | 0.006363620 | 41.79 |
| LOCATION RESTORATION | DUKE OILFIELD SERVICES LLC | 8,070.75 | 0.006363620 | 51.36 |
| LOCATION RESTORATION | DUKE OILFIELD SERVICES LLC | 10,721.44 | 0.006363620 | 68.23 |
| LOCATION RESTORATION | DUKE OILFIELD SERVICES LLC | 11,299.05 | 0.006363620 | 71.90 |
| LOCATION RESTORATION | DUKE OILFIELD SERVICES LLC | 2,658.60 | 0.006363620 | 16.92 |
| LOCATION RESTORATION | DUKE OILFIELD SERVICES LLC | 474.75 | 0.006363620 | 3.02 |
| LOCATION RESTORATION | R360 ENVIRONMENTAL SOLUT | 19,350.00 | 0.006363620 | 123.14 |
| LOCATION RESTORATION | R360 ENVIRONMENTAL SOLUT | 7,722.60 | 0.006363620 | 49.14 |
| LOCATION RESTORATION | R360 ENVIRONMENTAL SOLUT | 27,495.00 | 0.006363620 | 174.97 |
| LOCATION RESTORATION | R360 ENVIRONMENTAL SOLUT | 23,704.00 | 0.006363620 | 150.84 |
| LOCATION RESTORATION | R360 ENVIRONMENTAL SOLUT | 10,220.00 | 0.006363620 | 65.04 |
| LOCATION RESTORATION | OIL PATCH GROUP INC | 419.59 | 0.006363620 | 2.67 |
| LOCATION RESTORATION | QATAR LLC | 363.30 | 0.006363620 | 2.31 |
| LOCATION RESTORATION | QATAR LLC | 2,664.23 | 0.006363620 | 16.95 |
| LOCATION RESTORATION | QATAR LLC | 2,422.03 | 0.006363620 | 15.41 |
| LOCATION RESTORATION | QATAR LLC | 5,974.34 | 0.006363620 | 38.02 |
| LOCATION RESTORATION | QATAR LLC | 6,620.22 | 0.006363620 | 42.13 |
| LOCATION, ROADS, PITS & SITE | GRIGRY READY DRILL LLC | 29,645.00 | 0.006363620 | 188.65 |
| MUD | PATTERSON-UTI DRILLING CO | 11,432.90 | 0.006363620 | 72.75 |
| MUD | FRONK OIL COMPANY INC | 13,769.16 | 0.006363620 | 87.62 |
| MUD | FRONK OIL COMPANY INC | 14,817.48 | 0.006363620 | 94.29 |
| MUD | QATAR LLC | 322.94 | 0.006363620 | 2.06 |
| MUD LOGGING | MORCO GEOLOGICAL SERVICE | 19,148.41 | 0.006363620 | 121.85 |
| OVERHEAD FIXED RATE | MEWBOURNE OIL COMPANY | 2,322.58 | 0.006363620 | 14.78 |
| RIG MOBILIZATION | PATTERSON-UTI DRILLING CO | 16,195.90 | 0.006363620 | 103.06 |
| TESTING | MAN WELDING SERVICE | 4,668.38 | 0.006363620 | 29.71 |
| TESTING | MAN WELDING SERVICE | 1,424.25 | 0.006363620 | 9.06 |
| TRANSPORTATION | HUGHES OILFIELD TRANSPORT | 1,881.49 | 0.006363620 | 11.97 |
| TRANSPORTATION | HUGHES OILFIELD TRANSPORT | 3,007.30 | 0.006363620 | 19.14 |
| TRANSPORTATION | HUGHES OILFIELD TRANSPORT | 305.20 | 0.006363620 | 1.94 |
| TRANSPORTATION | HUGHES OILFIELD TRANSPORT | 524.64 | 0.006363620 | 3.34 |
| TRANSPORTATION | HUGHES OILFIELD TRANSPORT | 842.73 | 0.006363620 | 5.36 |
| TRANSPORTATION | HUGHES OILFIELD TRANSPORT | 2,796.39 | 0.006363620 | 17.80 |
| TRANSPORTATION | HUGHES OILFIELD TRANSPORT | 842.73 | 0.006363620 | 5.36 |
| TRANSPORTATION | HUGHES OILFIELD TRANSPORT | 709.34 | 0.006363620 | 4.51 |
| TRANSPORTATION | HUGHES OILFIELD TRANSPORT | 524.64 | 0.006363620 | 3.34 |

02-28-2020

054

MEWBOURNE OIL COMPANY

Page 23

TOM M RAGSDALE
400 N SAM HOUSTON PARKWAY EAST
SUITE 601
HOUSTON, TX 77060

INVOICE NO.: 202002-13480
INVOICE DATE: 2-29-2020
OWNER: 035904-1
BILLING FOR: February 2020

| REFERENCE/DESCRIPTION OF CHARGES | | GROSS CHARGES | WORKING INTEREST | NET CHARGE |
|--|----------------------------|---------------------|------------------|------------|
| TRANSPORTATION | HUGHES OILFIELD TRANSPOR | 855.21 | 0.006363620 | 5.44 |
| TRANSPORTATION | MCCULLAR AND SON'S WELDI | 801.72 | 0.006363620 | 5.10 |
| TRANSPORTATION | MCCULLAR AND SON'S WELDI | 855.17 | 0.006363620 | 5.44 |
| WATER AND OTHER | DUKE OILFIELD SERVICES LLC | 2,180.69 | 0.006363620 | 13.88 |
| WATER AND OTHER | DUKE OILFIELD SERVICES LLC | 5,369.42 | 0.006363620 | 34.17 |
| WATER AND OTHER | DUKE OILFIELD SERVICES LLC | 754.85 | 0.006363620 | 4.80 |
| WATER AND OTHER | DUKE OILFIELD SERVICES LLC | 3,997.92 | 0.006363620 | 25.44 |
| WATER AND OTHER | DUKE OILFIELD SERVICES LLC | 8,352.44 | 0.006363620 | 53.15 |
| WATER AND OTHER | DUKE OILFIELD SERVICES LLC | 363.45 | 0.006363620 | 2.31 |
| WATER AND OTHER | OIL PATCH GROUP INC | 305.16 | 0.006363620 | 1.94 |
| WATER AND OTHER | OIL PATCH GROUP INC | 489.53 | 0.006363620 | 3.12 |
| WATER AND OTHER | QATAR LLC | 1,352.30 | 0.006363620 | 8.61 |
| WATER AND OTHER | QATAR LLC | 1,231.20 | 0.006363620 | 7.83 |
| WATER AND OTHER | QATAR LLC | 1,937.62 | 0.006363620 | 12.33 |
| WATER AND OTHER | QATAR LLC | 2,253.83 | 0.006363620 | 14.34 |
| WATER AND OTHER | QATAR LLC | 2,422.03 | 0.006363620 | 15.41 |
| WATER AND OTHER | QATAR LLC | 1,453.22 | 0.006363620 | 9.25 |
| WATER AND OTHER | QATAR LLC | 2,938.73 | 0.006363620 | 18.70 |
| WATER AND OTHER | QATAR LLC | 3,606.13 | 0.006363620 | 22.95 |
| WELDING & CONSTRUCTION | MCCULLAR AND SON'S WELDI | 499.74 | 0.006363620 | 3.18 |
| Total Intangible Well Cost Cost | | 1,208,649.22 | | 7,691.30 |
| <u>Tangible Well Cost</u> | | | | |
| CASING (6.1" - 8.0") | SOONER PIPE LLC | 236,864.79 | 0.006363620 | 1,507.32 |
| CASING (8.1" - 10.0") | SOONER PIPE LLC | 99,084.57 | 0.006363620 | 630.54 |
| DRILLING HEAD | CAMERON INTERNATIONAL | 29,273.35 | 0.006363620 | 186.28 |
| DRILLING HEAD | CAMERON INTERNATIONAL | 3,621.56 | 0.006363620 | 23.05 |
| DRILLING HEAD | CAMERON INTERNATIONAL | 3,453.36 | 0.006363620 | 21.98 |
| Total Tangible Well Cost Cost | | 372,297.63 | | 2,369.17 |
| 72186000-10 SUBTOTAL | | 1,580,946.85 | 10,060.47 | |
| PROPERTY: 72186000 72186000-20 CREEDENCE 21/16 W1FC ST COM 3H | | | | |
| <u>Intangible Well Cost</u> | | | | |
| CEMENTING | PAR FIVE ENERGY SERVICES I | 41,013.61 | 0.006363620 | 260.99 |
| DAY WORK, FOOTAGE, TURNKEY | PATTERSON-UTI DRILLING CO | 40,094.62 | 0.006363620 | 255.15 |
| TRANSPORTATION | ACME TRUCK LINE INC | 1,951.33 | 0.006363620 | 12.42 |
| Total Intangible Well Cost Cost | | 83,059.56 | | 528.56 |
| <u>Tangible Well Cost</u> | | | | |
| CASING (4.1" - 6.0") | SOONER PIPE LLC | 108,919.65 | 0.006363620 | 693.12 |
| Total Tangible Well Cost Cost | | 108,919.65 | | 693.12 |
| 72186000-20 SUBTOTAL | | 191,979.21 | 1,221.68 | |
| PROPERTY 72186000 TOTAL | | 1,772,926.06 | 11,282.15 | |

02-28-2020

055

MEWBOURNE OIL COMPANY

Page 24

| | |
|--|---|
| TOM M RAGSDALE 400 N SAM HOUSTON PARKWAY EAST SUITE 601 HOUSTON, TX 77060 | INVOICE NO.: 202002-13480 INVOICE DATE: 2-29-2020 OWNER: 035904-1 BILLING FOR: February 2020 |
|--|---|

| REFERENCE/DESCRIPTION OF CHARGES | GROSS CHARGES | WORKING INTEREST | NET CHARGE |
|----------------------------------|------------------|---------------------|---------------|
| 72186000PREPAYMENTS | | | -11,282.15 |

MEWBOURNE OIL COMPANY

MEWBOURNE OIL COMPANY
P O BOX 7698
TYLER, TX 75711-7698

TOM M RAGSDALE
400 N SAM HOUSTON PARKWAY EAST
SUITE 601
HOUSTON, TX 77060

INVOICE NO.: 202003-15084
INVOICE DATE: 3-31-2020
OWNER: 035904-1
BILLING FOR: March 2020

BALANCE FORWARD

66,556.94

| CURRENT PERIOD ADJUSTMENT | | | | | AMOUNT | | |
|---|------------|---------------|--------------|-------------|---------------------|----------|------------------|
| | | | | | 0.00 | | |
| CURRENT CHARGES | | | | | GROSS | INTEREST | NET |
| 62390000 - PRONGHORN 15 B3BO FED COM 1H | TIER: 20 | 818.48 | 0.0683747500 | 55.96 | | | |
| 62390000 - PRONGHORN 15 B3BO FED COM 1H | TIER: 30 | 36,004.61 | 0.0683747500 | 2,461.82 | | | |
| 62391000 - PRONGHORN 15 B3CN FED COM 1H | TIER: 20 | 409.22 | 0.0683747500 | 27.98 | | | |
| 62391000 - PRONGHORN 15 B3CN FED COM 1H | TIER: 30 | 17,450.71 | 0.0683747500 | 1,193.20 | | | |
| 62392000 - PRONGHORN 15 B3DM FED COM 1H | TIER: 20 | 682.05 | 0.0683747500 | 46.63 | | | |
| 62392000 - PRONGHORN 15 B3DM FED COM 1H | TIER: 30 | 36,251.70 | 0.0683747500 | 2,478.70 | | | |
| 62774000 - IBEX 10 B3MD FED COM 1H | TIER: 20 | 1,977.99 | 0.0527536400 | 104.35 | | | |
| 62774000 - IBEX 10 B3MD FED COM 1H | TIER: 30 | 33,480.95 | 0.0527536400 | 1,766.28 | | | |
| 62775000 - IBEX 10 B3NC FED COM 1H | TIER: 20 | -2,456.94 | 0.0527536400 | -129.61 | | | |
| 62775000 - IBEX 10 B3NC FED COM 1H | TIER: 30 | 42,936.85 | 0.0527536400 | 2,265.13 | | | |
| 62776000 - IBEX 10 B3OB FED COM 1H | TIER: 10 | -1,345.46 | 0.0322507100 | -43.39 | | | |
| 62776000 - IBEX 10 B3OB FED COM 1H | TIER: 10 | -72,181.43 | 0.0310932000 | -2,139.52 | | | |
| 62776000 - IBEX 10 B3OB FED COM 1H | TIER: 20 | -111,966.74 | 0.0322507100 | -3,610.99 | | | |
| 62776000 - IBEX 10 B3OB FED COM 1H | TIER: 20 | -150,766.56 | 0.0310932000 | -4,311.58 | | | |
| 62776000 - IBEX 10 B3OB FED COM 1H | TIER: 30 | 170,051.10 | 0.0323000000 | 5,484.19 | | | |
| 62776000 - IBEX 10 B3OB FED COM 1H | TIER: 30 | -654,772.80 | 0.0311000000 | -19,619.56 | | | |
| 62776000 - IBEX 10 B3OB FED COM 1H | TIER: 9110 | -2,979,354.39 | 0.0296674500 | -88,389.83 | | | |
| 62776000 - IBEX 10 B3OB FED COM 1H | TIER: 9120 | -3,745,864.21 | 0.0296674500 | -111,130.16 | | | |
| 62776000 - IBEX 10 B3OB FED COM 1H | TIER: 9130 | -75,872.13 | 0.0296674500 | -2,250.95 | | | |
| 62776000 - IBEX 10 B3OB FED COM 1H | TIER: 9210 | 2,979,354.39 | 0.0310932000 | 92,637.55 | | | |
| 62776000 - IBEX 10 B3OB FED COM 1H | TIER: 9211 | 73,526.89 | 0.0310932000 | 2,286.19 | | | |
| 62776000 - IBEX 10 B3OB FED COM 1H | TIER: 9220 | 3,745,864.21 | 0.0310932000 | 116,470.82 | | | |
| 62776000 - IBEX 10 B3OB FED COM 1H | TIER: 9221 | 263,847.37 | 0.0310932000 | 8,203.85 | | | |
| 62776000 - IBEX 10 B3OB FED COM 1H | TIER: 9230 | 75,872.13 | 0.0310932000 | 2,359.12 | | | |
| 62776000 - IBEX 10 B3OB FED COM 1H | TIER: 9231 | 511,154.82 | 0.0310932000 | 15,893.41 | | | |
| 62906000 - GAZELLE 22 B2MD FED COM 2H | TIER: 20 | 591.13 | 0.1954981900 | 115.56 | | | |
| 62906000 - GAZELLE 22 B2MD FED COM 2H | TIER: 30 | 27,388.05 | 0.1954981900 | 5,354.28 | | | |
| 62907000 - GAZELLE 22 B2NC FED COM 2H | TIER: 20 | 2,500.92 | 0.0015248400 | 3.81 | | | |
| 62907000 - GAZELLE 22 B2NC FED COM 2H | TIER: 30 | 54,668.11 | 0.0015248400 | 83.33 | | | |
| 62915000 - CREEDENCE 21/16 W0ED ST COM 2H | TIER: 20 | 4,879.13 | 0.0063636200 | 31.05 | | | |
| 62915000 - CREEDENCE 21/16 W0ED ST COM 2H | TIER: 30 | 131,376.34 | 0.0063636200 | 836.11 | | | |
| 62916000 - CREEDENCE 21/16 W1ED ST COM 1H | TIER: 20 | 4,879.12 | 0.0063636200 | 31.05 | | | |
| 62916000 - CREEDENCE 21/16 W1ED ST COM 1H | TIER: 30 | 136,882.48 | 0.0063636200 | 871.13 | | | |
| 62958000 - GAZELLE 22 B3MD FED COM 1H | TIER: 20 | 818.46 | 0.1954981900 | 160.00 | | | |
| 62958000 - GAZELLE 22 B3MD FED COM 1H | TIER: 30 | 23,650.26 | 0.1954981900 | 4,623.60 | | | |
| 62959000 - GAZELLE 22 B3NC FED COM 1H | TIER: 20 | 2,675.54 | 0.0015248400 | 4.08 | | | |
| 62959000 - GAZELLE 22 B3NC FED COM 1H | TIER: 30 | 45,303.62 | 0.0015248400 | 69.04 | | | |
| 72185000 - CREEDENCE 21/16 W0FC ST COM 4H | TIER: 10 | 15,233.02 | 0.0063636200 | 96.94 | | | |
| 72185000 - CREEDENCE 21/16 W0FC ST COM 4H | TIER: 20 | 191,208.91 | 0.0063636200 | 1,216.77 | | | |
| 72186000 - CREEDENCE 21/16 W1FC ST COM 3H | TIER: 10 | 804,624.88 | 0.0063636200 | 5,120.29 | | | |
| 72186000 - CREEDENCE 21/16 W1FC ST COM 3H | TIER: 20 | 190,983.25 | 0.0063636200 | 1,215.33 | | | |
| TOTAL CURRENT CHARGES | | | | | 1,832,766.03 | | 41,941.96 |

MEWBOURNE OIL COMPANY

Page 2

TOM M RAGSDALE
400 N SAM HOUSTON PARKWAY EAST
SUITE 601
HOUSTON, TX 77060

INVOICE NO.: 202003-15084
INVOICE DATE: 3-31-2020
OWNER: 035904-1
BILLING FOR: March 2020

APPLIED ADVANCES

| | |
|---|-------------------|
| 62774000 - IBEX 10 B3MD FED COM 1H | -1,223.79 |
| 62915000 - CREEDENCE 21/16 W0ED ST COM 2H | -867.16 |
| 62916000 - CREEDENCE 21/16 W1ED ST COM 1H | -902.18 |
| 72185000 - CREEDENCE 21/16 W0FC ST COM 4H | -1,313.71 |
| 72186000 - CREEDENCE 21/16 W1FC ST COM 3H | -6,335.62 |
| APPLIED ADVANCES TOTAL | -10,642.46 |

| | |
|----------------------|------------------|
| INVOICE TOTAL | 31,299.50 |
|----------------------|------------------|

| | |
|----------------------------|------------------|
| OUTSTANDING BALANCE | 97,856.44 |
|----------------------------|------------------|

PLEASE INDICATE INVOICE# 202003-15084
AND ACCOUNT# 035904-1
ON REMITTANCE
PAYMENT DUE 15 DAYS AFTER RECEIPT OF INVOICE PAYABLE IN US DOLLARS

FOR INQUIRIES, PLEASE CONTACT (903) 561-2900

04-01-2020

058

MEWBOURNE OIL COMPANY

Page 3

TOM M RAGSDALE
400 N SAM HOUSTON PARKWAY EAST
SUITE 601
HOUSTON, TX 77060

INVOICE NO.: 202003-15084

INVOICE DATE: 3-31-2020

OWNER: 035904-1

BILLING FOR: March 2020

| REFERENCE/DESCRIPTION OF CHARGES | | GROSS CHARGES | WORKING INTEREST | NET CHARGE |
|--|----------------------------|------------------|---------------------|---------------|
| PROPERTY: 62390000 62390000-20 PRONGHORN 15 B3BO FED COM 1H | | | | |
| <u>Equipment Beyond Wellhead</u> | | | | |
| ELECTRICAL INSTALLATIONS | INGRAM PROFESSIONAL SERV | 19.35 | 0.068374750 | 1.32 |
| ELECTRICAL INSTALLATIONS | INGRAM PROFESSIONAL SERV | 799.13 | 0.068374750 | 54.64 |
| Total Equipment Beyond Wellhead Cost | | 818.48 | | 55.96 |
| 62390000-20 SUBTOTAL | | 818.48 | 55.96 | |
| PROPERTY: 62390000 62390000-30 PRONGHORN 15 B3BO FED COM 1H | | | | |
| <u>Lease Operating Expense</u> | | | | |
| CHEMICALS-WATER TREATING | IMPERATIVE CHEMICAL PART | 464.50 | 0.068374750 | 31.76 |
| COMPANY SUPERVISION | MEWBOURNE OIL COMPANY | 1,250.00 | 0.068374750 | 85.47 |
| COMPRESSOR RENTAL/SERVICES | R360 ENVIRONMENTAL SOLU | 273.46 | 0.068374750 | 18.70 |
| COMPRESSOR RENTAL/SERVICES | BASELINE ENERGY SERVICES | 59.92 | 0.068374750 | 4.10 |
| COMPRESSOR RENTAL/SERVICES | TOTAL OPERATIONS & PRODU | 4,980.04 | 0.068374750 | 340.51 |
| COMPRESSOR RENTAL/SERVICES | TOTAL OPERATIONS & PRODU | 4,980.04 | 0.068374750 | 340.51 |
| CONTRACT SUPERVISION | PACE OILFIELD SERVICES INC | 291.53 | 0.068374750 | 19.93 |
| CONTRACT SUPERVISION | PACE OILFIELD SERVICES INC | 291.53 | 0.068374750 | 19.93 |
| CONTRACT SUPERVISION | PACE OILFIELD SERVICES INC | 291.53 | 0.068374750 | 19.93 |
| CONTRACT SUPERVISION | PACE OILFIELD SERVICES INC | 187.35 | 0.068374750 | 12.81 |
| CONTRACT SUPERVISION | PACE OILFIELD SERVICES INC | 160.56 | 0.068374750 | 10.98 |
| CONTRACT SUPERVISION | PACE OILFIELD SERVICES INC | 291.53 | 0.068374750 | 19.93 |
| CONTRACT SUPERVISION | PACE OILFIELD SERVICES INC | 269.81 | 0.068374750 | 18.45 |
| CONTRACT SUPERVISION | PACE OILFIELD SERVICES INC | 235.48 | 0.068374750 | 16.10 |
| CONTRACT SUPERVISION | PACE OILFIELD SERVICES INC | 43.43 | 0.068374750 | 2.97 |
| CONTRACT SUPERVISION | PACE OILFIELD SERVICES INC | 38.47 | 0.068374750 | 2.63 |
| CONTRACT SUPERVISION | PACE OILFIELD SERVICES INC | 36.79 | 0.068374750 | 2.52 |
| CONTRACT SUPERVISION | PACE OILFIELD SERVICES INC | 348.59 | 0.068374750 | 23.84 |
| FUEL, POWER & ELECTRICAL | XCEL ENERGY | 3,397.21 | 0.068374750 | 232.28 |
| FUEL, POWER & ELECTRICAL | XCEL ENERGY | 3,637.56 | 0.068374750 | 248.72 |
| FUEL, POWER & ELECTRICAL | PILOT THOMAS LOGISTICS LL | 29.65 | 0.068374750 | 2.03 |
| FUEL, POWER & ELECTRICAL | PILOT THOMAS LOGISTICS LL | 27.48 | 0.068374750 | 1.88 |
| FUEL, POWER & ELECTRICAL | PILOT THOMAS LOGISTICS LL | 125.78 | 0.068374750 | 8.60 |
| FUEL, POWER & ELECTRICAL | PILOT THOMAS LOGISTICS LL | 38.01 | 0.068374750 | 2.60 |
| LEASE MAINTENANCE | BAKER HUGHES OILFIELD | 596.25 | 0.068374750 | 40.77 |
| LEASE MAINTENANCE | GARNER PUMP & SUPPLY INC | 414.87 | 0.068374750 | 28.37 |
| LEASE MAINTENANCE | AMERICAN MILLENNIUM COR | 25.70 | 0.068374750 | 1.76 |
| LEASE MAINTENANCE | 7B ROUSTABOUT LLC | 1,105.00 | 0.068374750 | 75.55 |
| LEASE MAINTENANCE | 7B ROUSTABOUT LLC | 195.00 | 0.068374750 | 13.33 |
| LEASE MAINTENANCE | K&S OILFIELD SUPPLIES LLC | 64.81 | 0.068374750 | 4.43 |
| LEASE MAINTENANCE | TURNCO ENTERPRISES LLC | 142.50 | 0.068374750 | 9.74 |
| LEASE MAINTENANCE | TURNCO ENTERPRISES LLC | 66.50 | 0.068374750 | 4.55 |
| LEASE MAINTENANCE | INGRAM PROFESSIONAL SERV | 413.16 | 0.068374750 | 28.25 |

04-01-2020

059

MEWBOURNE OIL COMPANY

Page 4

TOM M RAGSDALE
400 N SAM HOUSTON PARKWAY EAST
SUITE 601
HOUSTON, TX 77060

INVOICE NO.: 202003-15084
INVOICE DATE: 3-31-2020
OWNER: 035904-1
BILLING FOR: March 2020

| REFERENCE/DESCRIPTION OF CHARGES | | GROSS CHARGES | WORKING INTEREST | NET CHARGE |
|--|-----------------------------|------------------|------------------|-----------------|
| LEASE MAINTENANCE | TRINITY OILFIELD SERVICES & | 237.37 | 0.068374750 | 16.23 |
| LEASE MAINTENANCE | EP&S LLC | 6.10 | 0.068374750 | 0.42 |
| LEASE MAINTENANCE | EP&S LLC | 37.27 | 0.068374750 | 2.55 |
| LEASE MAINTENANCE | MEWBOURNE OIL COMPANY | 255.75 | 0.068374750 | 17.49 |
| LEASE MAINTENANCE | MEWBOURNE OIL COMPANY | 193.75 | 0.068374750 | 13.25 |
| MISCELLANEOUS EQUIPMENT RENTAL | MEWBOURNE OIL COMPANY | 243.60 | 0.068374750 | 16.65 |
| MISCELLANEOUS EQUIPMENT RENTAL | TRINITY OILFIELD SERVICES & | 253.31 | 0.068374750 | 17.32 |
| MISCELLANEOUS EQUIPMENT RENTAL | TRINITY OILFIELD SERVICES & | 64.93 | 0.068374750 | 4.44 |
| OVERHEAD-FIXED RATE | MEWBOURNE OIL COMPANY | 813.96 | 0.068374750 | 55.65 |
| PUMPING | MEWBOURNE OIL COMPANY | 875.00 | 0.068374750 | 59.83 |
| PUMPING | MEWBOURNE OIL COMPANY | 656.25 | 0.068374750 | 44.87 |
| SALT WATER DISPOSAL | OWL SWD OPERATING LLC | 2,300.07 | 0.068374750 | 157.27 |
| SALT WATER DISPOSAL | OWL SWD OPERATING LLC | 2,491.49 | 0.068374750 | 170.35 |
| SALT WATER DISPOSAL | NGL WATER SOLUTIONS PERM | 1,591.75 | 0.068374750 | 108.84 |
| SALT WATER DISPOSAL | LIMESTONE BASIN PROPERTIE | 163.99 | 0.068374750 | 11.21 |
| SITE RESTORATION & EXCAVATION | R360 ENVIRONMENTAL SOLUT | 40.11 | 0.068374750 | 2.74 |
| SITE RESTORATION & EXCAVATION | HALL ENVIRONMENTAL ANAI | 14.56 | 0.068374750 | 1.00 |
| TREATING,DEHYDRATION,METERING | MEWBOURNE OIL COMPANY-I | 750.00 | 0.068374750 | 51.28 |
| TREATING,DEHYDRATION,METERING | PRO-KEM INC | 241.31 | 0.068374750 | 16.50 |
| Total Lease Operating Expense Cost | | 36,004.61 | | 2,461.82 |
| 62390000-30 SUBTOTAL | | 36,004.61 | | 2,461.82 |
| PROPERTY 62390000 TOTAL | | 36,823.09 | | 2,517.78 |
| PROPERTY: 62391000 62391000-20 PRONGHORN 15 B3CN FED COM 1H | | | | |
| <u>Equipment Beyond Wellhead</u> | | | | |
| ELECTRICAL INSTALLATIONS | INGRAM PROFESSIONAL SERV | 9.68 | 0.068374750 | 0.66 |
| ELECTRICAL INSTALLATIONS | INGRAM PROFESSIONAL SERV | 399.54 | 0.068374750 | 27.32 |
| Total Equipment Beyond Wellhead Cost | | 409.22 | | 27.98 |
| 62391000-20 SUBTOTAL | | 409.22 | | 27.98 |
| PROPERTY: 62391000 62391000-30 PRONGHORN 15 B3CN FED COM 1H | | | | |
| <u>Lease Operating Expense</u> | | | | |
| CHEMICALS-WATER TREATING | IMPERATIVE CHEMICAL PART | 166.83 | 0.068374750 | 11.41 |
| CHEMICALS-WATER TREATING | IMPERATIVE CHEMICAL PART | 261.69 | 0.068374750 | 17.89 |
| COMPANY SUPERVISION | MEWBOURNE OIL COMPANY | 1,250.00 | 0.068374750 | 85.47 |
| COMPRESSOR MAINTENANCE | G&A FABRICATION LLC | 64.99 | 0.068374750 | 4.45 |
| COMPRESSOR RENTAL/SERVICES | R360 ENVIRONMENTAL SOLUT | 136.73 | 0.068374750 | 9.35 |
| COMPRESSOR RENTAL/SERVICES | BASELINE ENERGY SERVICES | 20.80 | 0.068374750 | 1.42 |
| CONTRACT SUPERVISION | PACE OILFIELD SERVICES INC | 291.52 | 0.068374750 | 19.93 |
| CONTRACT SUPERVISION | PACE OILFIELD SERVICES INC | 291.52 | 0.068374750 | 19.93 |
| CONTRACT SUPERVISION | PACE OILFIELD SERVICES INC | 291.52 | 0.068374750 | 19.93 |
| CONTRACT SUPERVISION | PACE OILFIELD SERVICES INC | 291.52 | 0.068374750 | 19.93 |

04-01-2020

060

MEWBOURNE OIL COMPANY

Page 5

TOM M RAGSDALE
400 N SAM HOUSTON PARKWAY EAST
SUITE 601
HOUSTON, TX 77060

INVOICE NO.: 202003-15084

INVOICE DATE: 3-31-2020

OWNER: 035904-1

BILLING FOR: March 2020

| REFERENCE/DESCRIPTION OF CHARGES | | GROSS CHARGES | WORKING INTEREST | NET CHARGE |
|---|-----------------------------|------------------|---------------------|---------------|
| CONTRACT SUPERVISION | PACE OILFIELD SERVICES INC | 43.42 | 0.068374750 | 2.97 |
| FUEL, POWER & ELECTRICAL | XCEL ENERGY | 221.82 | 0.068374750 | 15.17 |
| FUEL, POWER & ELECTRICAL | XCEL ENERGY | 150.91 | 0.068374750 | 10.32 |
| FUEL, POWER & ELECTRICAL | PILOT THOMAS LOGISTICS LL | 14.82 | 0.068374750 | 1.01 |
| FUEL, POWER & ELECTRICAL | PILOT THOMAS LOGISTICS LL | 13.74 | 0.068374750 | 0.94 |
| FUEL, POWER & ELECTRICAL | PILOT THOMAS LOGISTICS LL | 43.64 | 0.068374750 | 2.99 |
| FUEL, POWER & ELECTRICAL | PILOT THOMAS LOGISTICS LL | 13.18 | 0.068374750 | 0.90 |
| LEASE MAINTENANCE | BAKER HUGHES OILFIELD | 206.86 | 0.068374750 | 14.15 |
| LEASE MAINTENANCE | 7B ROUSTABOUT LLC | 255.00 | 0.068374750 | 17.43 |
| LEASE MAINTENANCE | 7B ROUSTABOUT LLC | 130.00 | 0.068374750 | 8.89 |
| LEASE MAINTENANCE | 7B ROUSTABOUT LLC | 130.00 | 0.068374750 | 8.89 |
| LEASE MAINTENANCE | 7B ROUSTABOUT LLC | 195.00 | 0.068374750 | 13.34 |
| LEASE MAINTENANCE | K&S OILFIELD SUPPLIES LLC | 64.92 | 0.068374750 | 4.44 |
| LEASE MAINTENANCE | TURNCO ENTERPRISES LLC | 190.00 | 0.068374750 | 12.99 |
| LEASE MAINTENANCE | TURNCO ENTERPRISES LLC | 66.50 | 0.068374750 | 4.54 |
| LEASE MAINTENANCE | INGRAM PROFESSIONAL SERV | 331.07 | 0.068374750 | 22.64 |
| LEASE MAINTENANCE | INGRAM PROFESSIONAL SERV | 619.72 | 0.068374750 | 42.37 |
| LEASE MAINTENANCE | TRINITY OILFIELD SERVICES & | 237.38 | 0.068374750 | 16.23 |
| LEASE MAINTENANCE | EP&S LLC | 68.03 | 0.068374750 | 4.65 |
| LEASE MAINTENANCE | EP&S LLC | 6.09 | 0.068374750 | 0.42 |
| LEASE MAINTENANCE | EP&S LLC | 37.27 | 0.068374750 | 2.55 |
| LEASE MAINTENANCE | MEWBOURNE OIL COMPANY | 387.50 | 0.068374750 | 26.49 |
| LEASE MAINTENANCE | MEWBOURNE OIL COMPANY | 255.75 | 0.068374750 | 17.49 |
| LEASE MAINTENANCE | AUTOMATED WELLHEAD COM | 3,509.86 | 0.068374750 | 239.99 |
| MISCELLANEOUS EQUIPMENT RENTAL | MEWBOURNE OIL COMPANY | 243.60 | 0.068374750 | 16.66 |
| MISCELLANEOUS EQUIPMENT RENTAL | TRINITY OILFIELD SERVICES & | 87.88 | 0.068374750 | 6.01 |
| MISCELLANEOUS EQUIPMENT RENTAL | TRINITY OILFIELD SERVICES & | 64.92 | 0.068374750 | 4.44 |
| OVERHEAD-FIXED RATE | MEWBOURNE OIL COMPANY | 813.96 | 0.068374750 | 55.65 |
| PROFESSIONAL SERVICES | PRICE ENERGY CONSULTING I | 1,750.00 | 0.068374750 | 119.66 |
| PUMPING | MEWBOURNE OIL COMPANY | 875.00 | 0.068374750 | 59.83 |
| PUMPING | MEWBOURNE OIL COMPANY | 656.25 | 0.068374750 | 44.87 |
| SALT WATER DISPOSAL | OWL SWD OPERATING LLC | 1,174.34 | 0.068374750 | 80.29 |
| SALT WATER DISPOSAL | OWL SWD OPERATING LLC | 887.21 | 0.068374750 | 60.66 |
| SALT WATER DISPOSAL | NGL WATER SOLUTIONS PERM | 552.24 | 0.068374750 | 37.76 |
| SALT WATER DISPOSAL | LIMESTONE BASIN PROPERTIE | 58.38 | 0.068374750 | 3.99 |
| SITE RESTORATION & EXCAVATION | R360 ENVIRONMENTAL SOLUT | 20.05 | 0.068374750 | 1.37 |
| SITE RESTORATION & EXCAVATION | HALL ENVIRONMENTAL ANAI | 7.28 | 0.068374750 | 0.50 |
| Total Lease Operating Expense Cost | | 17,450.71 | | 1,193.20 |
| 62391000-30 SUBTOTAL | | 17,450.71 | | 1,193.20 |
| PROPERTY 62391000 TOTAL | | 17,859.93 | | 1,221.18 |
| PROPERTY: 62392000 62392000-20 PRONGHORN 15 B3DM FED COM 1H | | | | |

04-01-2020

061

MEWBOURNE OIL COMPANY

Page 6

TOM M RAGSDALE
400 N SAM HOUSTON PARKWAY EAST
SUITE 601
HOUSTON, TX 77060

INVOICE NO.: 202003-15084
INVOICE DATE: 3-31-2020
OWNER: 035904-1
BILLING FOR: March 2020

| REFERENCE/DESCRIPTION OF CHARGES | | GROSS CHARGES | WORKING INTEREST | NET CHARGE |
|--|----------------------------|------------------|---------------------|---------------|
| <u>Equipment Beyond Wellhead</u> | | | | |
| ELECTRICAL INSTALLATIONS | INGRAM PROFESSIONAL SERV | 16.13 | 0.068374750 | 1.10 |
| ELECTRICAL INSTALLATIONS | INGRAM PROFESSIONAL SERV | 665.92 | 0.068374750 | 45.53 |
| Total Equipment Beyond Wellhead Cost | | 682.05 | | 46.63 |
| 62392000-20 SUBTOTAL | | 682.05 | 46.63 | |
| PROPERTY: 62392000 62392000-30 PRONGHORN 15 B3DM FED COM 1H | | | | |
| <u>Lease Operating Expense</u> | | | | |
| CHEMICALS-WATER TREATING | IMPERATIVE CHEMICAL PART | 166.83 | 0.068374750 | 11.41 |
| CHEMICALS-WATER TREATING | IMPERATIVE CHEMICAL PART | 261.69 | 0.068374750 | 17.89 |
| COMPANY SUPERVISION | MEWBOURNE OIL COMPANY | 1,250.00 | 0.068374750 | 85.47 |
| COMPANY SUPERVISION | MEWBOURNE OIL COMPANY | 625.00 | 0.068374750 | 42.73 |
| COMPRESSOR MAINTENANCE | G&A FABRICATION LLC | 65.04 | 0.068374750 | 4.45 |
| COMPRESSOR RENTAL/SERVICES | R360 ENVIRONMENTAL SOLUT | 227.88 | 0.068374750 | 15.58 |
| COMPRESSOR RENTAL/SERVICES | BASELINE ENERGY SERVICES | 26.91 | 0.068374750 | 1.84 |
| COMPRESSOR RENTAL/SERVICES | TOTAL OPERATIONS & PRODU | 4,980.04 | 0.068374750 | 340.51 |
| COMPRESSOR RENTAL/SERVICES | TOTAL OPERATIONS & PRODU | 4,980.04 | 0.068374750 | 340.51 |
| CONTRACT SUPERVISION | PACE OILFIELD SERVICES INC | 291.53 | 0.068374750 | 19.93 |
| CONTRACT SUPERVISION | PACE OILFIELD SERVICES INC | 291.53 | 0.068374750 | 19.93 |
| CONTRACT SUPERVISION | PACE OILFIELD SERVICES INC | 291.53 | 0.068374750 | 19.93 |
| CONTRACT SUPERVISION | PACE OILFIELD SERVICES INC | 291.53 | 0.068374750 | 19.93 |
| CONTRACT SUPERVISION | PACE OILFIELD SERVICES INC | 43.43 | 0.068374750 | 2.97 |
| FUEL, POWER & ELECTRICAL | XCEL ENERGY | 3,469.92 | 0.068374750 | 237.25 |
| FUEL, POWER & ELECTRICAL | XCEL ENERGY | 3,676.94 | 0.068374750 | 251.41 |
| FUEL, POWER & ELECTRICAL | PILOT THOMAS LOGISTICS LL | 24.70 | 0.068374750 | 1.69 |
| FUEL, POWER & ELECTRICAL | PILOT THOMAS LOGISTICS LL | 22.90 | 0.068374750 | 1.57 |
| FUEL, POWER & ELECTRICAL | PILOT THOMAS LOGISTICS LL | 56.47 | 0.068374750 | 3.86 |
| FUEL, POWER & ELECTRICAL | PILOT THOMAS LOGISTICS LL | 17.07 | 0.068374750 | 1.17 |
| LEASE MAINTENANCE | BAKER HUGHES OILFIELD | 267.70 | 0.068374750 | 18.30 |
| LEASE MAINTENANCE | 7B ROUSTABOUT LLC | 255.00 | 0.068374750 | 17.44 |
| LEASE MAINTENANCE | 7B ROUSTABOUT LLC | 130.00 | 0.068374750 | 8.89 |
| LEASE MAINTENANCE | 7B ROUSTABOUT LLC | 130.00 | 0.068374750 | 8.89 |
| LEASE MAINTENANCE | 7B ROUSTABOUT LLC | 195.00 | 0.068374750 | 13.33 |
| LEASE MAINTENANCE | K&S OILFIELD SUPPLIES LLC | 64.85 | 0.068374750 | 4.44 |
| LEASE MAINTENANCE | TURNCO ENTERPRISES LLC | 190.00 | 0.068374750 | 12.99 |
| LEASE MAINTENANCE | TURNCO ENTERPRISES LLC | 66.50 | 0.068374750 | 4.55 |
| LEASE MAINTENANCE | INGRAM PROFESSIONAL SERV | 331.12 | 0.068374750 | 22.64 |
| LEASE MAINTENANCE | INGRAM PROFESSIONAL SERV | 619.74 | 0.068374750 | 42.38 |
| LEASE MAINTENANCE | EP&S LLC | 68.05 | 0.068374750 | 4.65 |
| LEASE MAINTENANCE | EP&S LLC | 6.10 | 0.068374750 | 0.41 |
| LEASE MAINTENANCE | EP&S LLC | 37.27 | 0.068374750 | 2.55 |
| LEASE MAINTENANCE | MEWBOURNE OIL COMPANY | 387.50 | 0.068374750 | 26.49 |

04-01-2020

062

MEWBOURNE OIL COMPANY

Page 7

TOM M RAGSDALE
400 N SAM HOUSTON PARKWAY EAST
SUITE 601
HOUSTON, TX 77060

INVOICE NO.: 202003-15084

INVOICE DATE: 3-31-2020

OWNER: 035904-1

BILLING FOR: March 2020

| REFERENCE/DESCRIPTION OF CHARGES | | GROSS CHARGES | WORKING INTEREST | NET CHARGE |
|---|-----------------------------|------------------|---------------------|-----------------|
| LEASE MAINTENANCE | MEWBOURNE OIL COMPANY | 519.25 | 0.068374750 | 35.50 |
| LEASE MAINTENANCE | AUTOMATED WELLHEAD COM | 3,509.87 | 0.068374750 | 239.99 |
| MISCELLANEOUS EQUIPMENT RENTAL | MEWBOURNE OIL COMPANY | 243.60 | 0.068374750 | 16.66 |
| MISCELLANEOUS EQUIPMENT RENTAL | TRINITY OILFIELD SERVICES & | 113.73 | 0.068374750 | 7.78 |
| MISCELLANEOUS EQUIPMENT RENTAL | TRINITY OILFIELD SERVICES & | 64.93 | 0.068374750 | 4.44 |
| OVERHEAD-FIXED RATE | MEWBOURNE OIL COMPANY | 813.99 | 0.068374750 | 55.66 |
| PROFESSIONAL SERVICES | PRICE ENERGY CONSULTING I | 1,750.00 | 0.068374750 | 119.66 |
| PUMPING | MEWBOURNE OIL COMPANY | 875.00 | 0.068374750 | 59.83 |
| PUMPING | MEWBOURNE OIL COMPANY | 656.25 | 0.068374750 | 44.87 |
| SALT WATER DISPOSAL | OWL SWD OPERATING LLC | 1,914.95 | 0.068374750 | 130.93 |
| SALT WATER DISPOSAL | OWL SWD OPERATING LLC | 1,144.72 | 0.068374750 | 78.27 |
| SALT WATER DISPOSAL | NGL WATER SOLUTIONS PERM | 714.67 | 0.068374750 | 48.86 |
| SALT WATER DISPOSAL | LIMESTONE BASIN PROPERTIE | 75.37 | 0.068374750 | 5.16 |
| SITE RESTORATION & EXCAVATION | R360 ENVIRONMENTAL SOLUT | 33.42 | 0.068374750 | 2.28 |
| SITE RESTORATION & EXCAVATION | HALL ENVIRONMENTAL ANAI | 12.14 | 0.068374750 | 0.83 |
| Total Lease Operating Expense Cost | | 36,251.70 | | 2,478.70 |
| 62392000-30 SUBTOTAL | | 36,251.70 | | 2,478.70 |
| PROPERTY 62392000 TOTAL | | 36,933.75 | | 2,525.33 |
| PROPERTY: 62774000 62774000-20 IBEX 10 B3MD FED COM 1H | | | | |
| <u>Equipment Beyond Wellhead</u> | | | | |
| ELECTRICAL INSTALLATIONS | INGRAM PROFESSIONAL SERV | 46.79 | 0.052753640 | 2.47 |
| ELECTRICAL INSTALLATIONS | INGRAM PROFESSIONAL SERV | 1,931.20 | 0.052753640 | 101.88 |
| Total Equipment Beyond Wellhead Cost | | 1,977.99 | | 104.35 |
| 62774000-20 SUBTOTAL | | 1,977.99 | | 104.35 |
| PROPERTY: 62774000 62774000-30 IBEX 10 B3MD FED COM 1H | | | | |
| <u>Lease Operating Expense</u> | | | | |
| COMPANY SUPERVISION | MEWBOURNE OIL COMPANY | 2,500.00 | 0.052753640 | 131.88 |
| COMPANY SUPERVISION | MEWBOURNE OIL COMPANY | 425.00 | 0.052753640 | 22.42 |
| COMPRESSOR MAINTENANCE | G&A FABRICATION LLC | 64.99 | 0.052753640 | 3.43 |
| COMPRESSOR RENTAL/SERVICES | R360 ENVIRONMENTAL SOLUT | 660.85 | 0.052753640 | 34.87 |
| COMPRESSOR RENTAL/SERVICES | BASELINE ENERGY SERVICES | 90.48 | 0.052753640 | 4.77 |
| COMPRESSOR RENTAL/SERVICES | AUTOMATED WELLHEAD COM | 3,640.28 | 0.052753640 | 192.04 |
| CONTRACT SUPERVISION | PACE OILFIELD SERVICES INC | 291.50 | 0.052753640 | 15.38 |
| CONTRACT SUPERVISION | PACE OILFIELD SERVICES INC | 291.50 | 0.052753640 | 15.38 |
| CONTRACT SUPERVISION | PACE OILFIELD SERVICES INC | 291.50 | 0.052753640 | 15.38 |
| CONTRACT SUPERVISION | PACE OILFIELD SERVICES INC | 291.50 | 0.052753640 | 15.38 |
| CONTRACT SUPERVISION | PACE OILFIELD SERVICES INC | 43.42 | 0.052753640 | 2.29 |
| FUEL, POWER & ELECTRICAL | XCEL ENERGY | 924.16 | 0.052753640 | 48.75 |
| FUEL, POWER & ELECTRICAL | XCEL ENERGY | 487.79 | 0.052753640 | 25.73 |
| FUEL, POWER & ELECTRICAL | PILOT THOMAS LOGISTICS LL | 71.63 | 0.052753640 | 3.78 |

04-01-2020

063

MEWBOURNE OIL COMPANY

Page 8

TOM M RAGSDALE
400 N SAM HOUSTON PARKWAY EAST
SUITE 601
HOUSTON, TX 77060

INVOICE NO.: 202003-15084

INVOICE DATE: 3-31-2020

OWNER: 035904-1

BILLING FOR: March 2020

| REFERENCE/DESCRIPTION OF CHARGES | | GROSS CHARGES | WORKING INTEREST | NET CHARGE |
|------------------------------------|-----------------------------|------------------|---------------------|---------------|
| FUEL, POWER & ELECTRICAL | PILOT THOMAS LOGISTICS LL | 66.42 | 0.052753640 | 3.50 |
| FUEL, POWER & ELECTRICAL | PILOT THOMAS LOGISTICS LL | 189.96 | 0.052753640 | 10.02 |
| FUEL, POWER & ELECTRICAL | PILOT THOMAS LOGISTICS LL | 57.41 | 0.052753640 | 3.03 |
| LEASE MAINTENANCE | BAKER HUGHES OILFIELD | 900.46 | 0.052753640 | 47.50 |
| LEASE MAINTENANCE | AMERICAN MILLENNIUM COR | 29.75 | 0.052753640 | 1.57 |
| LEASE MAINTENANCE | KEYSTONE PUMP & SUPPLY LI | 147.82 | 0.052753640 | 7.80 |
| LEASE MAINTENANCE | 7B ROUSTABOUT LLC | 510.00 | 0.052753640 | 26.91 |
| LEASE MAINTENANCE | 7B ROUSTABOUT LLC | 765.00 | 0.052753640 | 40.36 |
| LEASE MAINTENANCE | 7B ROUSTABOUT LLC | 130.00 | 0.052753640 | 6.86 |
| LEASE MAINTENANCE | 7B ROUSTABOUT LLC | 130.00 | 0.052753640 | 6.86 |
| LEASE MAINTENANCE | K&S OILFIELD SUPPLIES LLC | 64.81 | 0.052753640 | 3.42 |
| LEASE MAINTENANCE | TURNCO ENTERPRISES LLC | 142.50 | 0.052753640 | 7.52 |
| LEASE MAINTENANCE | TURNCO ENTERPRISES LLC | 142.50 | 0.052753640 | 7.52 |
| LEASE MAINTENANCE | TURNCO ENTERPRISES LLC | 95.00 | 0.052753640 | 5.01 |
| LEASE MAINTENANCE | TURNCO ENTERPRISES LLC | 95.00 | 0.052753640 | 5.01 |
| LEASE MAINTENANCE | TURNCO ENTERPRISES LLC | 66.50 | 0.052753640 | 3.51 |
| LEASE MAINTENANCE | TRINITY OILFIELD SERVICES & | 237.38 | 0.052753640 | 12.52 |
| LEASE MAINTENANCE | TRINITY OILFIELD SERVICES & | 1,302.49 | 0.052753640 | 68.71 |
| LEASE MAINTENANCE | EP&S LLC | 6.09 | 0.052753640 | 0.32 |
| LEASE MAINTENANCE | EP&S LLC | 37.27 | 0.052753640 | 1.97 |
| LEASE MAINTENANCE | EP&S LLC | 9.25 | 0.052753640 | 0.49 |
| LEASE MAINTENANCE | TRIPOINT OIL & GAS PRODUCT | 398.29 | 0.052753640 | 21.01 |
| LEASE MAINTENANCE | AY TRUCKING INC | 73.91 | 0.052753640 | 3.90 |
| LEASE MAINTENANCE | MEWBOURNE OIL COMPANY | 775.00 | 0.052753640 | 40.88 |
| LEASE MAINTENANCE | MEWBOURNE OIL COMPANY | 193.75 | 0.052753640 | 10.22 |
| LEASE MAINTENANCE | MEWBOURNE OIL COMPANY | 263.50 | 0.052753640 | 13.90 |
| LEASE MAINTENANCE | ECOTEST ENERGY SERVICES I | 949.50 | 0.052753640 | 50.09 |
| MISCELLANEOUS EQUIPMENT RENTAL | MEWBOURNE OIL COMPANY | 243.60 | 0.052753640 | 12.85 |
| MISCELLANEOUS EQUIPMENT RENTAL | TRINITY OILFIELD SERVICES & | 382.54 | 0.052753640 | 20.18 |
| MISCELLANEOUS EQUIPMENT RENTAL | TRINITY OILFIELD SERVICES & | 64.92 | 0.052753640 | 3.43 |
| OVERHEAD-FIXED RATE | MEWBOURNE OIL COMPANY | 837.60 | 0.052753640 | 44.19 |
| PUMPING | MEWBOURNE OIL COMPANY | 875.00 | 0.052753640 | 46.16 |
| PUMPING | MEWBOURNE OIL COMPANY | 656.25 | 0.052753640 | 34.62 |
| SALT WATER DISPOSAL | OWL SWD OPERATING LLC | 5,513.94 | 0.052753640 | 290.88 |
| SALT WATER DISPOSAL | OWL SWD OPERATING LLC | 3,760.02 | 0.052753640 | 198.36 |
| SALT WATER DISPOSAL | NGL WATER SOLUTIONS PERM | 2,403.87 | 0.052753640 | 126.81 |
| SALT WATER DISPOSAL | LIMESTONE BASIN PROPERTIE | 247.50 | 0.052753640 | 13.06 |
| SITE RESTORATION & EXCAVATION | R360 ENVIRONMENTAL SOLUT | 96.92 | 0.052753640 | 5.11 |
| SITE RESTORATION & EXCAVATION | HALL ENVIRONMENTAL ANAI | 35.19 | 0.052753640 | 1.86 |
| TREATING,DEHYDRATION,METERING | PRO-KEM INC | 294.94 | 0.052753640 | 15.56 |
| TREATING,DEHYDRATION,METERING | PRO-KEM INC | 214.50 | 0.052753640 | 11.32 |
| Total Lease Operating Expense Cost | | 33,480.95 | | 1,766.28 |

04-01-2020

064

MEWBOURNE OIL COMPANY

Page 9

TOM M RAGSDALE
400 N SAM HOUSTON PARKWAY EAST
SUITE 601
HOUSTON, TX 77060

INVOICE NO.: 202003-15084
INVOICE DATE: 3-31-2020
OWNER: 035904-1
BILLING FOR: March 2020

| REFERENCE/DESCRIPTION OF CHARGES | GROSS CHARGES | WORKING INTEREST | NET CHARGE |
|---|------------------|------------------|------------------|
| 62774000-30 SUBTOTAL | 33,480.95 | 1,766.28 | |
| PROPERTY 62774000 TOTAL | 35,458.94 | 1,870.63 | |
| 62774000PREPAYMENTS | | | -1,223.79 |
| PROPERTY: 62775000 62775000-20 IBEX 10 B3NC FED COM 1H | | | |
| <u>Tangible Well Cost</u> | | | |
| TUBING (2" - 4") MEWBOURNE OIL COMPANY | -1,933.46 | 0.052753640 | -102.00 |
| TUBING (2" - 4") MEWBOURNE OIL COMPANY | -1,819.41 | 0.052753640 | -95.98 |
| Total Tangible Well Cost Cost | -3,752.87 | | -197.98 |
| <u>Equipment Beyond Wellhead</u> | | | |
| ELECTRICAL INSTALLATIONS INGRAM PROFESSIONAL SERV | 30.66 | 0.052753640 | 1.62 |
| ELECTRICAL INSTALLATIONS INGRAM PROFESSIONAL SERV | 1,265.27 | 0.052753640 | 66.75 |
| Total Equipment Beyond Wellhead Cost | 1,295.93 | | 68.37 |
| 62775000-20 SUBTOTAL | -2,456.94 | -129.61 | |
| PROPERTY: 62775000 62775000-30 IBEX 10 B3NC FED COM 1H | | | |
| <u>Lease Operating Expense</u> | | | |
| CHEMICALS-WATER TREATING IMPERATIVE CHEMICAL PART | 606.63 | 0.052753640 | 32.00 |
| CHEMICALS-WATER TREATING IMPERATIVE CHEMICAL PART | 523.39 | 0.052753640 | 27.61 |
| COMPANY SUPERVISION MEWBOURNE OIL COMPANY | 1,250.00 | 0.052753640 | 65.94 |
| COMPANY SUPERVISION MEWBOURNE OIL COMPANY | 412.50 | 0.052753640 | 21.76 |
| COMPRESSOR MAINTENANCE G&A FABRICATION LLC | 65.04 | 0.052753640 | 3.43 |
| COMPRESSOR RENTAL/SERVICES SERVICE COMPRESSION LLC | 4,871.35 | 0.052753640 | 256.98 |
| COMPRESSOR RENTAL/SERVICES SERVICE COMPRESSION LLC | 4,871.35 | 0.052753640 | 256.98 |
| COMPRESSOR RENTAL/SERVICES SERVICE COMPRESSION LLC | 4,343.84 | 0.052753640 | 229.15 |
| COMPRESSOR RENTAL/SERVICES R360 ENVIRONMENTAL SOLUT | 432.97 | 0.052753640 | 22.84 |
| COMPRESSOR RENTAL/SERVICES BASELINE ENERGY SERVICES | 85.59 | 0.052753640 | 4.52 |
| CONTRACT SUPERVISION PACE OILFIELD SERVICES INC | 291.50 | 0.052753640 | 15.38 |
| CONTRACT SUPERVISION PACE OILFIELD SERVICES INC | 291.50 | 0.052753640 | 15.38 |
| CONTRACT SUPERVISION PACE OILFIELD SERVICES INC | 291.50 | 0.052753640 | 15.38 |
| CONTRACT SUPERVISION PACE OILFIELD SERVICES INC | 291.50 | 0.052753640 | 15.38 |
| CONTRACT SUPERVISION PACE OILFIELD SERVICES INC | 43.42 | 0.052753640 | 2.29 |
| FUEL, POWER & ELECTRICAL XCEL ENERGY | 619.50 | 0.052753640 | 32.68 |
| FUEL, POWER & ELECTRICAL XCEL ENERGY | 500.97 | 0.052753640 | 26.43 |
| FUEL, POWER & ELECTRICAL PILOT THOMAS LOGISTICS LL | 46.94 | 0.052753640 | 2.48 |
| FUEL, POWER & ELECTRICAL PILOT THOMAS LOGISTICS LL | 43.51 | 0.052753640 | 2.30 |
| FUEL, POWER & ELECTRICAL PILOT THOMAS LOGISTICS LL | 179.69 | 0.052753640 | 9.48 |
| FUEL, POWER & ELECTRICAL PILOT THOMAS LOGISTICS LL | 54.31 | 0.052753640 | 2.87 |
| LEASE MAINTENANCE BAKER HUGHES OILFIELD | 851.79 | 0.052753640 | 44.94 |
| LEASE MAINTENANCE AMERICAN MILLENNIUM COR | 29.75 | 0.052753640 | 1.57 |
| LEASE MAINTENANCE KEYSTONE PUMP & SUPPLY LI | 147.82 | 0.052753640 | 7.80 |
| LEASE MAINTENANCE 7B ROUSTABOUT LLC | 510.00 | 0.052753640 | 26.91 |

04-01-2020

065

MEWBOURNE OIL COMPANY

Page 10

TOM M RAGSDALE
400 N SAM HOUSTON PARKWAY EAST
SUITE 601
HOUSTON, TX 77060

INVOICE NO.: 202003-15084
INVOICE DATE: 3-31-2020
OWNER: 035904-1
BILLING FOR: March 2020

| REFERENCE/DESCRIPTION OF CHARGES | | GROSS CHARGES | WORKING INTEREST | NET CHARGE |
|--|-----------------------------|------------------|---------------------|---------------|
| LEASE MAINTENANCE | 7B ROUSTABOUT LLC | 765.00 | 0.052753640 | 40.36 |
| LEASE MAINTENANCE | 7B ROUSTABOUT LLC | 130.00 | 0.052753640 | 6.86 |
| LEASE MAINTENANCE | 7B ROUSTABOUT LLC | 130.00 | 0.052753640 | 6.86 |
| LEASE MAINTENANCE | K&S OILFIELD SUPPLIES LLC | 64.92 | 0.052753640 | 3.43 |
| LEASE MAINTENANCE | TURNCO ENTERPRISES LLC | 142.50 | 0.052753640 | 7.52 |
| LEASE MAINTENANCE | TURNCO ENTERPRISES LLC | 142.50 | 0.052753640 | 7.52 |
| LEASE MAINTENANCE | TURNCO ENTERPRISES LLC | 95.00 | 0.052753640 | 5.01 |
| LEASE MAINTENANCE | TURNCO ENTERPRISES LLC | 95.00 | 0.052753640 | 5.01 |
| LEASE MAINTENANCE | TURNCO ENTERPRISES LLC | 66.50 | 0.052753640 | 3.51 |
| LEASE MAINTENANCE | INGRAM PROFESSIONAL SERV | 413.17 | 0.052753640 | 21.80 |
| LEASE MAINTENANCE | TRINITY OILFIELD SERVICES & | 237.37 | 0.052753640 | 12.52 |
| LEASE MAINTENANCE | EP&S LLC | 6.09 | 0.052753640 | 0.32 |
| LEASE MAINTENANCE | EP&S LLC | 37.27 | 0.052753640 | 1.97 |
| LEASE MAINTENANCE | EP&S LLC | 9.26 | 0.052753640 | 0.49 |
| LEASE MAINTENANCE | TRIPOINT OIL & GAS PRODUC | 398.29 | 0.052753640 | 21.01 |
| LEASE MAINTENANCE | AY TRUCKING INC | 73.93 | 0.052753640 | 3.90 |
| LEASE MAINTENANCE | MEWBOURNE OIL COMPANY | 775.00 | 0.052753640 | 40.88 |
| LEASE MAINTENANCE | MEWBOURNE OIL COMPANY | 193.75 | 0.052753640 | 10.22 |
| LEASE MAINTENANCE | MEWBOURNE OIL COMPANY | 255.75 | 0.052753640 | 13.49 |
| MISCELLANEOUS EQUIPMENT RENTAL | MEWBOURNE OIL COMPANY | 243.60 | 0.052753640 | 12.85 |
| MISCELLANEOUS EQUIPMENT RENTAL | TRINITY OILFIELD SERVICES & | 361.86 | 0.052753640 | 19.09 |
| MISCELLANEOUS EQUIPMENT RENTAL | TRINITY OILFIELD SERVICES & | 64.92 | 0.052753640 | 3.43 |
| OVERHEAD-FIXED RATE | MEWBOURNE OIL COMPANY | 837.60 | 0.052753640 | 44.19 |
| PUMPING | MEWBOURNE OIL COMPANY | 875.00 | 0.052753640 | 46.16 |
| PUMPING | MEWBOURNE OIL COMPANY | 656.25 | 0.052753640 | 34.62 |
| SALT WATER DISPOSAL | OWL SWD OPERATING LLC | 3,652.16 | 0.052753640 | 192.66 |
| SALT WATER DISPOSAL | OWL SWD OPERATING LLC | 3,558.73 | 0.052753640 | 187.74 |
| SALT WATER DISPOSAL | NGL WATER SOLUTIONS PERM | 2,273.94 | 0.052753640 | 119.96 |
| SALT WATER DISPOSAL | LIMESTONE BASIN PROPERTIE | 234.24 | 0.052753640 | 12.36 |
| SITE RESTORATION & EXCAVATION | R360 ENVIRONMENTAL SOLUT | 63.50 | 0.052753640 | 3.35 |
| SITE RESTORATION & EXCAVATION | HALL ENVIRONMENTAL ANAI | 23.05 | 0.052753640 | 1.21 |
| TREATING,DEHYDRATION,METERING | MEWBOURNE OIL COMPANY-I | 450.00 | 0.052753640 | 23.74 |
| TREATING,DEHYDRATION,METERING | PRO-KEM INC | 294.94 | 0.052753640 | 15.56 |
| TREATING,DEHYDRATION,METERING | ATCHAFALAYA MEASUREMEI | 3,659.40 | 0.052753640 | 193.05 |
| Total Lease Operating Expense Cost | | 42,936.85 | | 2,265.13 |
| 62775000-30 SUBTOTAL | | 42,936.85 | | 2,265.13 |
| PROPERTY 62775000 TOTAL | | 40,479.91 | | 2,135.52 |
| PROPERTY: 62776000 62776000-10 IBEX 10 B3OB FED COM 1H | | | | |
| Intangible Well Cost | | | | |
| EQUIPMENT RENTAL | CHARLIE'S TRUCKING LLC | -3,740.03 | 0.029667450 | -110.96 |
| EQUIPMENT RENTAL | CHARLIE'S TRUCKING LLC | -6,233.39 | 0.029667450 | -184.93 |

04-01-2020

066

MEWBOURNE OIL COMPANY

Page 11

TOM M RAGSDALE
400 N SAM HOUSTON PARKWAY EAST
SUITE 601
HOUSTON, TX 77060

INVOICE NO.: 202003-15084
INVOICE DATE: 3-31-2020
OWNER: 035904-1
BILLING FOR: March 2020

| REFERENCE/DESCRIPTION OF CHARGES | | GROSS CHARGES | WORKING INTEREST | NET CHARGE |
|---|---------------------------|-------------------|------------------|------------|
| INSPECTION & REPAIR SERVICES | PATTERSON-UTI DRILLING CO | -12,497.26 | 0.029667450 | -370.76 |
| INSPECTION & REPAIR SERVICES | PATTERSON-UTI DRILLING CO | 12,497.26 | 0.029667450 | 370.76 |
| INSPECTION & REPAIR SERVICES | PATTERSON-UTI DRILLING CO | -12,497.26 | 0.029667450 | -370.76 |
| MUD | CHARLIE'S TRUCKING LLC | -3,278.62 | 0.029667450 | -97.27 |
| RIG MOBILIZATION | CHARLIE'S TRUCKING LLC | -8,354.39 | 0.029667450 | -247.85 |
| RIG MOBILIZATION | CHARLIE'S TRUCKING LLC | -1,554.30 | 0.029667450 | -46.11 |
| WATER AND OTHER | CHARLIE'S TRUCKING LLC | -194.29 | 0.029667450 | -5.77 |
| WATER AND OTHER | CHARLIE'S TRUCKING LLC | -5,809.25 | 0.029667450 | -172.35 |
| WATER AND OTHER | CHARLIE'S TRUCKING LLC | -2,817.20 | 0.029667450 | -83.58 |
| WATER AND OTHER | CHARLIE'S TRUCKING LLC | -582.87 | 0.029667450 | -17.29 |
| Total Intangible Well Cost Cost | | -45,061.60 | | -1,336.87 |
| <u>Intangible Well Cost</u> | | | | |
| CEMENTING | GRIGRY READY DRILL LLC | -1,576.88 | 0.029667450 | -46.78 |
| EQUIPMENT RENTAL | OIL PATCH GROUP INC | -351.16 | 0.029667450 | -10.42 |
| LOCATION RESTORATION | CHARLIE'S TRUCKING LLC | -3,108.60 | 0.029667450 | -92.22 |
| LOCATION RESTORATION | CHARLIE'S TRUCKING LLC | -777.15 | 0.029667450 | -23.06 |
| LOCATION RESTORATION | CHARLIE'S TRUCKING LLC | -1,165.73 | 0.029667450 | -34.58 |
| MUD | CHARLIE'S TRUCKING LLC | -485.72 | 0.029667450 | -14.41 |
| TRANSPORTATION | CHARLIE'S TRUCKING LLC | -3,508.01 | 0.029667450 | -104.07 |
| WATER AND OTHER | CHARLIE'S TRUCKING LLC | -8,232.32 | 0.029667450 | -244.23 |
| WATER AND OTHER | CHARLIE'S TRUCKING LLC | -6,229.02 | 0.029667450 | -184.80 |
| Total Intangible Well Cost Cost | | -25,434.59 | | -754.57 |
| <u>Intangible Well Cost</u> | | | | |
| WELL / LEASE INSURANCE | LOCKTON COMPANIES LLC | -3,030.70 | 0.029667450 | -89.91 |
| Total Intangible Well Cost Cost | | -3,030.70 | | -89.91 |
| <u>Intangible Well Cost</u> | | | | |
| INSPECTION & REPAIR SERVICES | WEATHERFORD US LP | -9,234.16 | 0.031093200 | -287.12 |
| INSPECTION & REPAIR SERVICES | KNIGHT ENERGY HOLDINGS L | 10,579.62 | 0.031093200 | 328.95 |
| INSPECTION & REPAIR SERVICES | WEATHERFORD US LP | 9,234.16 | 0.032250710 | 297.81 |
| INSPECTION & REPAIR SERVICES | KNIGHT ENERGY HOLDINGS L | -10,579.62 | 0.032250710 | -341.20 |
| Total Intangible Well Cost Cost | | 0.00 | | -1.56 |
| 62776000-10 SUBTOTAL | | -73,526.89 | -2,182.91 | |
| PROPERTY: 62776000 62776000-20 IBEX 10 B3OB FED COM 1H | | | | |
| <u>Intangible Well Cost</u> | | | | |
| CEMENTING | WEATHERFORD US LP | -5,850.22 | 0.029667450 | -173.56 |
| COMPANY SUPERVISION | MEWBOURNE OIL COMPANY | -293.75 | 0.029667450 | -8.71 |
| COMPANY SUPERVISION | MEWBOURNE OIL COMPANY | -587.50 | 0.029667450 | -17.43 |
| CONTRACT SUPERVISION | SDS PETROLEUM CONSULTAN | -791.25 | 0.029667450 | -23.47 |

04-01-2020

067

MEWBOURNE OIL COMPANY

Page 12

TOM M RAGSDALE
400 N SAM HOUSTON PARKWAY EAST
SUITE 601
HOUSTON, TX 77060

INVOICE NO.: 202003-15084

INVOICE DATE: 3-31-2020

OWNER: 035904-1

BILLING FOR: March 2020

| REFERENCE/DESCRIPTION OF CHARGES | | GROSS CHARGES | WORKING INTEREST | NET CHARGE |
|--------------------------------------|-----------------------------|---------------|------------------|------------|
| HORIZONTAL DRILLOUT SERVICES | GUNS UP SERVICES | -4,399.80 | 0.029667450 | -130.53 |
| HORIZONTAL DRILLOUT SERVICES | MORAN EQUIPMENT LLC | -11,934.63 | 0.029667450 | -354.07 |
| LOCATION RESTORATION | SUNDANCE SERVICES INC | -442.66 | 0.029667450 | -13.13 |
| LOCATION RESTORATION | R360 ENVIRONMENTAL SOLUT | -691.61 | 0.029667450 | -20.52 |
| LOCATION, ROADS, PITS | TRINITY OILFIELD SERVICES & | -2,526.71 | 0.029667450 | -74.96 |
| MISC. AIR & PUMPING SERVICES | STONE OILFIELD SERVICE INC | -265.42 | 0.029667450 | -7.87 |
| MISC. AIR & PUMPING SERVICES | STONE OILFIELD SERVICE INC | -458.49 | 0.029667450 | -13.60 |
| OVERHEAD FIXED RATE | MEWBOURNE OIL COMPANY | -4,951.52 | 0.029667450 | -146.90 |
| STIMULATION RENTALS & OTHER | TFH LTD CO | -1,490.03 | 0.029667450 | -44.21 |
| STIMULATION RENTALS & OTHER | GUNS UP SERVICES | -32.18 | 0.029667450 | -0.95 |
| STIMULATION RENTALS & OTHER | DCC SERVICES LLC | -1,181.60 | 0.029667450 | -35.05 |
| STIMULATION RENTALS & OTHER | DCC SERVICES LLC | -865.10 | 0.029667450 | -25.67 |
| STIMULATION RENTALS & OTHER | TRINITY OILFIELD SERVICES & | -1,430.43 | 0.029667450 | -42.44 |
| STIMULATION RENTALS & OTHER | TRINITY OILFIELD SERVICES & | -3,966.80 | 0.029667450 | -117.69 |
| STIMULATION RENTALS & OTHER | MORAN EQUIPMENT LLC | -11,934.62 | 0.029667450 | -354.07 |
| TESTING | MORAN EQUIPMENT LLC | -11,934.80 | 0.029667450 | -354.07 |
| WELDING & CONSTRUCTION | G&A FABRICATION LLC | -2,206.16 | 0.029667450 | -65.45 |
| WELDING & CONSTRUCTION | MEWBOURNE OIL COMPANY | -485.75 | 0.029667450 | -14.41 |
| Total Intangible Well Cost Cost | | -68,721.03 | | -2,038.76 |
| <u>Equipment Beyond Wellhead</u> | | | | |
| ELECTRICAL INSTALLATIONS | INGRAM PROFESSIONAL SERV | -26,913.02 | 0.029667450 | -798.44 |
| ELECTRICAL INSTALLATIONS | TANKLOGIX LLC | -22,282.97 | 0.029667450 | -661.07 |
| ELECTRICAL INSTALLATIONS | TANKLOGIX LLC | -39,845.01 | 0.029667450 | -1,182.10 |
| MISC. VALVES & FITTINGS | T&J VALVE | -583.48 | 0.029667450 | -17.31 |
| MISC. VALVES & FITTINGS | T&J VALVE | -683.05 | 0.029667450 | -20.26 |
| MISC. VALVES & FITTINGS | EP&S LLC | -595.92 | 0.029667450 | -17.68 |
| MISC. VALVES & FITTINGS | TRIPOINT OIL & GAS PRODUC | -205.38 | 0.029667450 | -6.09 |
| MISC. VALVES & FITTINGS | TRIPOINT OIL & GAS PRODUC | -82.05 | 0.029667450 | -2.43 |
| MISC. VALVES & FITTINGS | TRIPOINT OIL & GAS PRODUC | -79,106.59 | 0.029667450 | -2,346.89 |
| PIPE LINE CONSTRUCTION | 7B ROUSTABOUT LLC | -161.96 | 0.029667450 | -4.81 |
| PIPE LINE CONSTRUCTION | 7B ROUSTABOUT LLC | -107.14 | 0.029667450 | -3.18 |
| PIPE LINE CONSTRUCTION | 7B ROUSTABOUT LLC | -120.71 | 0.029667450 | -3.58 |
| PIPE LINE CONSTRUCTION | 7B ROUSTABOUT LLC | -107.14 | 0.029667450 | -3.18 |
| PRODUCTION EQUIP INSTALLATION | 50-50 BACKHOE SERVICE LLC | -466.11 | 0.029667450 | -13.83 |
| PRODUCTION EQUIP INSTALLATION | 50-50 BACKHOE SERVICE LLC | -174.79 | 0.029667450 | -5.18 |
| Total Equipment Beyond Wellhead Cost | | -171,435.32 | | -5,086.03 |
| <u>Intangible Well Cost</u> | | | | |
| STIMULATION RENTALS & OTHER | TFH LTD CO | -1,579.46 | 0.029667450 | -46.86 |
| TRANSPORTATION | HUDSON PACKER COMPANY I | -223.24 | 0.029667450 | -6.62 |
| WELDING & CONSTRUCTION | MEWBOURNE OIL COMPANY | -362.50 | 0.029667450 | -10.75 |
| Total Intangible Well Cost Cost | | -2,165.20 | | -64.23 |

04-01-2020

068

MEWBOURNE OIL COMPANY

Page 13

TOM M RAGSDALE
400 N SAM HOUSTON PARKWAY EAST
SUITE 601
HOUSTON, TX 77060

INVOICE NO.: 202003-15084
INVOICE DATE: 3-31-2020
OWNER: 035904-1
BILLING FOR: March 2020

| REFERENCE/DESCRIPTION OF CHARGES | | GROSS CHARGES | WORKING INTEREST | NET CHARGE |
|--------------------------------------|---------------------------|---------------|------------------|------------|
| <u>Tangible Well Cost</u> | | | | |
| ARTIFICIAL LIFT SYSTEMS | FLOWCO PRODUCTION SOLUT | -11,436.20 | 0.029667450 | -339.28 |
| Total Tangible Well Cost Cost | | -11,436.20 | | -339.28 |
| <u>Equipment Beyond Wellhead</u> | | | | |
| ELECTRICAL INSTALLATIONS | INGRAM PROFESSIONAL SERV | -8,968.92 | 0.029667450 | -266.08 |
| SURFACE PUMPS & PRIME MOVERS | PCS FERGUSON INC | -1,970.82 | 0.029667450 | -58.47 |
| Total Equipment Beyond Wellhead Cost | | -10,939.74 | | -324.55 |
| <u>Tangible Well Cost</u> | | | | |
| TUBING (2" - 4") | PREMIER PIPE LLC | -64,044.83 | 0.029667450 | -1,900.05 |
| TUBING HEAD & UPPER SECTION | DIVINE WIRELINE SOLUTIONS | -446.48 | 0.029667450 | -13.25 |
| Total Tangible Well Cost Cost | | -64,491.31 | | -1,913.30 |
| <u>Intangible Well Cost</u> | | | | |
| OVERHEAD FIXED RATE | MEWBOURNE OIL COMPANY | -5,471.25 | 0.029667450 | -162.32 |
| TRANSPORTATION | ACME TRUCK LINE INC | -1,856.03 | 0.029667450 | -55.06 |
| Total Intangible Well Cost Cost | | -7,327.28 | | -217.38 |
| <u>Equipment Beyond Wellhead</u> | | | | |
| PRODUCTION EQUIP INSTALLATION | 50-50 BACKHOE SERVICE LLC | -2,137.96 | 0.029667450 | -63.43 |
| Total Equipment Beyond Wellhead Cost | | -2,137.96 | | -63.43 |
| <u>Intangible Well Cost</u> | | | | |
| STIMULATION RENTALS & OTHER | DCC SERVICES LLC | -4,284.32 | 0.029667450 | -127.10 |
| STIMULATION RENTALS & OTHER | DCC SERVICES LLC | -3,365.81 | 0.029667450 | -99.85 |
| WELDING & CONSTRUCTION | MEWBOURNE OIL COMPANY | -775.00 | 0.029667450 | -22.99 |
| Total Intangible Well Cost Cost | | -8,425.13 | | -249.94 |
| <u>Equipment Beyond Wellhead</u> | | | | |
| SURFACE PUMPS & PRIME MOVERS | HR COMPRESSION & SERVICE | -440.34 | 0.029667450 | -13.06 |
| Total Equipment Beyond Wellhead Cost | | -440.34 | | -13.06 |
| <u>Equipment Beyond Wellhead</u> | | | | |
| LINE PIPE-GAS GATHERING | MEWBOURNE OIL COMPANY | -4,532.38 | 0.029667450 | -134.46 |
| Total Equipment Beyond Wellhead Cost | | -4,532.38 | | -134.46 |
| <u>Tangible Well Cost</u> | | | | |
| CASING (4.1" - 6.0") | BASIN SUPPLY LP | 88,204.52 | 0.029667450 | 2,616.80 |
| Total Tangible Well Cost Cost | | 88,204.52 | | 2,616.80 |
| <u>Equipment Beyond Wellhead</u> | | | | |
| LINE PIPE-GAS GATHERING | FERGUSON CONSTRUCTION C | -33,549.31 | 0.031093200 | -1,043.16 |
| LINE PIPE-GAS GATHERING | FERGUSON CONSTRUCTION C | 33,549.31 | 0.032250710 | 1,082.00 |
| Total Equipment Beyond Wellhead Cost | | 0.00 | | 38.84 |

04-01-2020

069

MEWBOURNE OIL COMPANY

Page 14

TOM M RAGSDALE
400 N SAM HOUSTON PARKWAY EAST
SUITE 601
HOUSTON, TX 77060

INVOICE NO.: 202003-15084
INVOICE DATE: 3-31-2020
OWNER: 035904-1
BILLING FOR: March 2020

| REFERENCE/DESCRIPTION OF CHARGES | | GROSS CHARGES | WORKING INTEREST | NET CHARGE |
|---|----------------------------|--------------------|---------------------|------------------|
| <u>Intangible Well Cost</u> | | | | |
| WATER AND OTHER | AR ENTERPRISES LLC | 137,661.20 | 0.031093200 | 4,280.33 |
| WATER AND OTHER | AR ENTERPRISES LLC | -137,661.20 | 0.032250710 | -4,439.67 |
| Total Intangible Well Cost Cost | | 0.00 | | -159.34 |
| <u>Equipment Beyond Wellhead</u> | | | | |
| ELECTRICAL INSTALLATIONS | INGRAM PROFESSIONAL SERV | 8,968.92 | 0.031093200 | 278.87 |
| ELECTRICAL INSTALLATIONS | INGRAM PROFESSIONAL SERV | -8,968.92 | 0.032250710 | -289.25 |
| Total Equipment Beyond Wellhead Cost | | 0.00 | | -10.38 |
| <u>Equipment Beyond Wellhead</u> | | | | |
| ELECTRICAL INSTALLATIONS | INGRAM PROFESSIONAL SERV | 26.35 | 0.032250710 | 0.85 |
| ELECTRICAL INSTALLATIONS | INGRAM PROFESSIONAL SERV | 1,087.72 | 0.032250710 | 35.08 |
| Total Equipment Beyond Wellhead Cost | | 1,114.07 | | 35.93 |
| 62776000-20 SUBTOTAL | | -262,733.30 | | -7,922.57 |
| PROPERTY: 62776000 62776000-30 IBEX 10 B3OB FED COM 1H | | | | |
| <u>Lease Operating Expense</u> | | | | |
| COMPANY SUPERVISION | MEWBOURNE OIL COMPANY | -1,175.00 | 0.029667450 | -34.86 |
| COMPRESSOR RENTAL/SERVICES | LESLIE CRAIG | -596.33 | 0.029667450 | -17.69 |
| COMPRESSOR RENTAL/SERVICES | LESLIE CRAIG | -201.95 | 0.029667450 | -5.99 |
| COMPRESSOR RENTAL/SERVICES | GRAVITY OILFIELD SERVICES | -1,257.19 | 0.029667450 | -37.30 |
| COMPRESSOR RENTAL/SERVICES | GRAVITY OILFIELD SERVICES | -1,299.10 | 0.029667450 | -38.54 |
| CONTRACT SUPERVISION | PACE OILFIELD SERVICES INC | -7,579.52 | 0.029667450 | -224.86 |
| CONTRACT SUPERVISION | PACE OILFIELD SERVICES INC | -7,579.52 | 0.029667450 | -224.86 |
| CONTRACT SUPERVISION | PACE OILFIELD SERVICES INC | -3,532.20 | 0.029667450 | -104.79 |
| CONTRACT SUPERVISION | PACE OILFIELD SERVICES INC | -3,532.20 | 0.029667450 | -104.79 |
| CONTRACT SUPERVISION | PACE OILFIELD SERVICES INC | -3,532.20 | 0.029667450 | -104.79 |
| CONTRACT SUPERVISION | PACE OILFIELD SERVICES INC | -3,532.20 | 0.029667450 | -104.79 |
| CONTRACT SUPERVISION | PACE OILFIELD SERVICES INC | -3,532.20 | 0.029667450 | -104.79 |
| CONTRACT SUPERVISION | PACE OILFIELD SERVICES INC | -3,532.20 | 0.029667450 | -104.79 |
| CONTRACT SUPERVISION | PACE OILFIELD SERVICES INC | -289.10 | 0.029667450 | -8.58 |
| CONTRACT SUPERVISION | PACE OILFIELD SERVICES INC | -252.30 | 0.029667450 | -7.49 |
| FUEL, POWER & ELECTRICAL | XCEL ENERGY | -203.75 | 0.029667450 | -6.04 |
| LEASE MAINTENANCE | AMERICAN MILLENNIUM COR | -51.40 | 0.029667450 | -1.53 |
| LEASE MAINTENANCE | 7B ROUSTABOUT LLC | -141.96 | 0.029667450 | -4.21 |
| LEASE MAINTENANCE | 7B ROUSTABOUT LLC | -124.10 | 0.029667450 | -3.68 |
| LEASE MAINTENANCE | 7B ROUSTABOUT LLC | -161.96 | 0.029667450 | -4.80 |
| LEASE MAINTENANCE | 7B ROUSTABOUT LLC | -52.50 | 0.029667450 | -1.56 |
| LEASE MAINTENANCE | 7B ROUSTABOUT LLC | -87.49 | 0.029667450 | -2.60 |
| LEASE MAINTENANCE | 7B ROUSTABOUT LLC | -21.43 | 0.029667450 | -0.64 |
| LEASE MAINTENANCE | 7B ROUSTABOUT LLC | -91.78 | 0.029667450 | -2.72 |
| LEASE MAINTENANCE | 7B ROUSTABOUT LLC | -151.42 | 0.029667450 | -4.49 |

04-01-2020

070

MEWBOURNE OIL COMPANY

Page 15

TOM M RAGSDALE
400 N SAM HOUSTON PARKWAY EAST
SUITE 601
HOUSTON, TX 77060

INVOICE NO.: 202003-15084

INVOICE DATE: 3-31-2020

OWNER: 035904-1

BILLING FOR: March 2020

| REFERENCE/DESCRIPTION OF CHARGES | | GROSS CHARGES | WORKING INTEREST | NET CHARGE |
|----------------------------------|-----------------------------|------------------|---------------------|---------------|
| LEASE MAINTENANCE | 7B ROUSTABOUT LLC | -158.03 | 0.029667450 | -4.69 |
| LEASE MAINTENANCE | 7B ROUSTABOUT LLC | -151.42 | 0.029667450 | -4.49 |
| LEASE MAINTENANCE | 7B ROUSTABOUT LLC | -150.89 | 0.029667450 | -4.48 |
| LEASE MAINTENANCE | 7B ROUSTABOUT LLC | -141.96 | 0.029667450 | -4.21 |
| LEASE MAINTENANCE | 7B ROUSTABOUT LLC | -160.35 | 0.029667450 | -4.76 |
| LEASE MAINTENANCE | 7B ROUSTABOUT LLC | -100.00 | 0.029667450 | -2.96 |
| LEASE MAINTENANCE | 7B ROUSTABOUT LLC | -150.89 | 0.029667450 | -4.48 |
| LEASE MAINTENANCE | 7B ROUSTABOUT LLC | -150.71 | 0.029667450 | -4.47 |
| LEASE MAINTENANCE | 7B ROUSTABOUT LLC | -168.74 | 0.029667450 | -5.00 |
| LEASE MAINTENANCE | G&A FABRICATION LLC | -153.28 | 0.029667450 | -4.55 |
| LEASE MAINTENANCE | G&A FABRICATION LLC | -149.95 | 0.029667450 | -4.45 |
| LEASE MAINTENANCE | G&A FABRICATION LLC | -156.15 | 0.029667450 | -4.63 |
| LEASE MAINTENANCE | SARGE TRUCKING SERVICES I | -215.29 | 0.029667450 | -6.38 |
| LEASE MAINTENANCE | TRINITY OILFIELD SERVICES & | -352.90 | 0.029667450 | -10.47 |
| LEASE MAINTENANCE | TRINITY OILFIELD SERVICES & | -259.53 | 0.029667450 | -7.70 |
| LEASE MAINTENANCE | EP&S LLC | -989.19 | 0.029667450 | -29.35 |
| LEASE MAINTENANCE | EP&S LLC | -1,057.40 | 0.029667450 | -31.37 |
| LEASE MAINTENANCE | EP&S LLC | -574.41 | 0.029667450 | -17.04 |
| LEASE MAINTENANCE | EP&S LLC | -207.11 | 0.029667450 | -6.14 |
| LEASE MAINTENANCE | EP&S LLC | -343.64 | 0.029667450 | -10.19 |
| LEASE MAINTENANCE | TANKLOGIX LLC | -139.94 | 0.029667450 | -4.15 |
| LEASE MAINTENANCE | MEWBOURNE OIL COMPANY | -725.00 | 0.029667450 | -21.51 |
| LEASE MAINTENANCE | MEWBOURNE OIL COMPANY | -246.50 | 0.029667450 | -7.31 |
| MISCELLANEOUS EQUIPMENT RENTAL | D&H TRUCKING | -4,501.67 | 0.029667450 | -133.55 |
| PUMPING | MEWBOURNE OIL COMPANY | -875.00 | 0.029667450 | -25.96 |
| PUMPING | MEWBOURNE OIL COMPANY | -656.25 | 0.029667450 | -19.47 |
| SALT WATER DISPOSAL | STONE OILFIELD SERVICE INC | -2,113.85 | 0.029667450 | -62.71 |
| SALT WATER DISPOSAL | STONE OILFIELD SERVICE INC | -5,813.31 | 0.029667450 | -172.47 |
| SALT WATER DISPOSAL | GUNS UP SERVICES | -244.13 | 0.029667450 | -7.24 |
| SALT WATER DISPOSAL | SARGE TRUCKING SERVICES I | -32,139.01 | 0.029667450 | -953.48 |
| SALT WATER DISPOSAL | SARGE TRUCKING SERVICES I | -28,707.80 | 0.029667450 | -851.67 |
| SALT WATER DISPOSAL | SARGE TRUCKING SERVICES I | -14,330.35 | 0.029667450 | -425.15 |
| SALT WATER DISPOSAL | SARGE TRUCKING SERVICES I | -3,585.29 | 0.029667450 | -106.37 |
| SALT WATER DISPOSAL | SARGE TRUCKING SERVICES I | -1,905.33 | 0.029667450 | -56.53 |
| SALT WATER DISPOSAL | OWL SWD OPERATING LLC | -12,736.91 | 0.029667450 | -377.87 |
| SALT WATER DISPOSAL | OWL SWD OPERATING LLC | -28,231.60 | 0.029667450 | -837.56 |
| SALT WATER DISPOSAL | NGL WATER SOLUTIONS PERM | -253.20 | 0.029667450 | -7.51 |
| SALT WATER DISPOSAL | LIMESTONE BASIN PROPERTIE | -1,911.42 | 0.029667450 | -56.71 |
| SALT WATER DISPOSAL | GOODNIGHT WATER Solutio | -644.52 | 0.029667450 | -19.12 |
| SALT WATER DISPOSAL | GOODNIGHT WATER Solutio | -439.13 | 0.029667450 | -13.03 |
| SALT WATER DISPOSAL | GOODNIGHT WATER Solutio | -10,955.05 | 0.029667450 | -325.01 |
| SALT WATER DISPOSAL | GOODNIGHT WATER Solutio | -3,806.91 | 0.029667450 | -112.94 |

04-01-2020

071

MEWBOURNE OIL COMPANY

Page 16

TOM M RAGSDALE
400 N SAM HOUSTON PARKWAY EAST
SUITE 601
HOUSTON, TX 77060

INVOICE NO.: 202003-15084

INVOICE DATE: 3-31-2020

OWNER: 035904-1

BILLING FOR: March 2020

| REFERENCE/DESCRIPTION OF CHARGES | | GROSS CHARGES | WORKING INTEREST | NET CHARGE |
|------------------------------------|-----------------------|------------------|---------------------|---------------|
| TREATING,DEHYDRATION,METERING | PRO-KEM INC | -294.94 | 0.029667450 | -8.75 |
| OVERHEAD-FIXED RATE | MEWBOURNE OIL COMPANY | -800.00 | 0.029700000 | -23.73 |
| OVERHEAD-FIXED RATE | MEWBOURNE OIL COMPANY | 800.00 | 0.032300000 | 25.80 |
| Total Lease Operating Expense Cost | | -200,027.75 | | -5,932.20 |

Lease Operating Expense

| | | | | |
|----------------------------|---------------------------|-----------|-------------|--------|
| COMPRESSOR RENTAL/SERVICES | GRAVITY OILFIELD SERVICES | -1,299.10 | 0.029667450 | -38.54 |
| LEASE MAINTENANCE | AMERICAN MILLENNIUM COR | -74.48 | 0.029667450 | -2.21 |
| LEASE MAINTENANCE | 7B ROUSTABOUT LLC | -30.36 | 0.029667450 | -0.90 |
| LEASE MAINTENANCE | 7B ROUSTABOUT LLC | -125.18 | 0.029667450 | -3.71 |
| LEASE MAINTENANCE | 7B ROUSTABOUT LLC | -106.24 | 0.029667450 | -3.15 |
| LEASE MAINTENANCE | 7B ROUSTABOUT LLC | -115.72 | 0.029667450 | -3.43 |
| LEASE MAINTENANCE | 7B ROUSTABOUT LLC | -121.79 | 0.029667450 | -3.61 |
| LEASE MAINTENANCE | 7B ROUSTABOUT LLC | -60.71 | 0.029667450 | -1.80 |
| LEASE MAINTENANCE | 7B ROUSTABOUT LLC | -60.71 | 0.029667450 | -1.80 |
| LEASE MAINTENANCE | 7B ROUSTABOUT LLC | -72.86 | 0.029667450 | -2.16 |
| LEASE MAINTENANCE | 7B ROUSTABOUT LLC | -183.21 | 0.029667450 | -5.44 |
| LEASE MAINTENANCE | 7B ROUSTABOUT LLC | -84.46 | 0.029667450 | -2.51 |
| LEASE MAINTENANCE | 7B ROUSTABOUT LLC | -48.57 | 0.029667450 | -1.44 |
| LEASE MAINTENANCE | 7B ROUSTABOUT LLC | -111.42 | 0.029667450 | -3.31 |
| LEASE MAINTENANCE | 7B ROUSTABOUT LLC | -133.93 | 0.029667450 | -3.97 |
| LEASE MAINTENANCE | 7B ROUSTABOUT LLC | -30.36 | 0.029667450 | -0.90 |
| LEASE MAINTENANCE | 7B ROUSTABOUT LLC | -67.50 | 0.029667450 | -2.00 |
| LEASE MAINTENANCE | 7B ROUSTABOUT LLC | -159.64 | 0.029667450 | -4.74 |
| LEASE MAINTENANCE | 7B ROUSTABOUT LLC | -108.22 | 0.029667450 | -3.21 |
| LEASE MAINTENANCE | 7B ROUSTABOUT LLC | -117.86 | 0.029667450 | -3.50 |
| LEASE MAINTENANCE | 7B ROUSTABOUT LLC | -149.46 | 0.029667450 | -4.43 |
| LEASE MAINTENANCE | 7B ROUSTABOUT LLC | -109.29 | 0.029667450 | -3.24 |
| LEASE MAINTENANCE | 7B ROUSTABOUT LLC | -86.43 | 0.029667450 | -2.57 |
| LEASE MAINTENANCE | 7B ROUSTABOUT LLC | -18.21 | 0.029667450 | -0.54 |
| LEASE MAINTENANCE | 7B ROUSTABOUT LLC | -70.89 | 0.029667450 | -2.10 |
| LEASE MAINTENANCE | K&S OILFIELD SUPPLIES LLC | -357.92 | 0.029667450 | -10.62 |
| LEASE MAINTENANCE | K&S OILFIELD SUPPLIES LLC | -51.69 | 0.029667450 | -1.53 |
| LEASE MAINTENANCE | K&S OILFIELD SUPPLIES LLC | -333.90 | 0.029667450 | -9.91 |
| LEASE MAINTENANCE | K&S OILFIELD SUPPLIES LLC | -122.62 | 0.029667450 | -3.64 |
| LEASE MAINTENANCE | K&S OILFIELD SUPPLIES LLC | -126.54 | 0.029667450 | -3.75 |
| LEASE MAINTENANCE | MPS ENTERPRISES INC | -217.98 | 0.029667450 | -6.47 |
| LEASE MAINTENANCE | DIVINE ENERGY SERVICES LL | -55.79 | 0.029667450 | -1.66 |
| LEASE MAINTENANCE | DIVINE ENERGY SERVICES LL | -64.37 | 0.029667450 | -1.91 |
| LEASE MAINTENANCE | DIVINE ENERGY SERVICES LL | -38.62 | 0.029667450 | -1.15 |
| LEASE MAINTENANCE | DIVINE ENERGY SERVICES LL | -64.37 | 0.029667450 | -1.91 |
| LEASE MAINTENANCE | DIVINE ENERGY SERVICES LL | -60.08 | 0.029667450 | -1.78 |

04-01-2020

072

MEWBOURNE OIL COMPANY

Page 17

TOM M RAGSDALE
400 N SAM HOUSTON PARKWAY EAST
SUITE 601
HOUSTON, TX 77060

INVOICE NO.: 202003-15084

INVOICE DATE: 3-31-2020

OWNER: 035904-1

BILLING FOR: March 2020

| REFERENCE/DESCRIPTION OF CHARGES | | GROSS CHARGES | WORKING INTEREST | NET CHARGE |
|------------------------------------|-----------------------------|------------------|---------------------|---------------|
| LEASE MAINTENANCE | DIVINE ENERGY SERVICES LL | -34.33 | 0.029667450 | -1.02 |
| LEASE MAINTENANCE | G&A FABRICATION LLC | -94.08 | 0.029667450 | -2.79 |
| LEASE MAINTENANCE | G&A FABRICATION LLC | -144.90 | 0.029667450 | -4.30 |
| LEASE MAINTENANCE | TRINITY OILFIELD SERVICES & | -227.95 | 0.029667450 | -6.76 |
| LEASE MAINTENANCE | TRINITY OILFIELD SERVICES & | -224.18 | 0.029667450 | -6.65 |
| LEASE MAINTENANCE | GAJESKE INC. | -51.58 | 0.029667450 | -1.53 |
| LEASE MAINTENANCE | EP&S LLC | -565.57 | 0.029667450 | -16.78 |
| LEASE MAINTENANCE | EP&S LLC | -176.93 | 0.029667450 | -5.25 |
| LEASE MAINTENANCE | TANKLOGIX LLC | -1,272.91 | 0.029667450 | -37.76 |
| LEASE MAINTENANCE | LEGACY SAFETY AND CONSUM | -178.57 | 0.029667450 | -5.30 |
| LEASE MAINTENANCE | LEGACY SAFETY AND CONSUM | -188.39 | 0.029667450 | -5.59 |
| LEASE MAINTENANCE | LEGACY SAFETY AND CONSUM | -188.39 | 0.029667450 | -5.59 |
| LEASE MAINTENANCE | LEGACY SAFETY AND CONSUM | -188.39 | 0.029667450 | -5.59 |
| LEASE MAINTENANCE | MEWBOURNE OIL COMPANY | -362.50 | 0.029667450 | -10.75 |
| LEASE MAINTENANCE | MEWBOURNE OIL COMPANY | -362.50 | 0.029667450 | -10.75 |
| LEASE MAINTENANCE | MEWBOURNE OIL COMPANY | -181.25 | 0.029667450 | -5.38 |
| LEASE MAINTENANCE | MEWBOURNE OIL COMPANY | -725.00 | 0.029667450 | -21.51 |
| MISCELLANEOUS EQUIPMENT RENTAL | D&H TRUCKING | -447.27 | 0.029667450 | -13.27 |
| MISCELLANEOUS EQUIPMENT RENTAL | D&H TRUCKING | -447.27 | 0.029667450 | -13.27 |
| MISCELLANEOUS EQUIPMENT RENTAL | D&H TRUCKING | -4,039.95 | 0.029667450 | -119.85 |
| PUMPING | MEWBOURNE OIL COMPANY | -850.00 | 0.029667450 | -25.22 |
| PUMPING | MEWBOURNE OIL COMPANY | -637.50 | 0.029667450 | -18.91 |
| SALT WATER DISPOSAL | SARGE TRUCKING SERVICES I | -238.16 | 0.029667450 | -7.07 |
| SALT WATER DISPOSAL | OWL SWD OPERATING LLC | -740.44 | 0.029667450 | -21.97 |
| SALT WATER DISPOSAL | OWL SWD OPERATING LLC | -19,892.71 | 0.029667450 | -590.17 |
| SALT WATER DISPOSAL | AY TRUCKING INC | 856.77 | 0.029667450 | 25.42 |
| SALT WATER DISPOSAL | AY TRUCKING INC | -856.77 | 0.029667450 | -25.42 |
| SALT WATER DISPOSAL | AY TRUCKING INC | -856.77 | 0.029667450 | -25.42 |
| SALT WATER DISPOSAL | AY TRUCKING INC | -1,835.10 | 0.029667450 | -54.44 |
| SALT WATER DISPOSAL | AY TRUCKING INC | -1,697.77 | 0.029667450 | -50.37 |
| SALT WATER DISPOSAL | AY TRUCKING INC | -1,176.75 | 0.029667450 | -34.91 |
| SALT WATER DISPOSAL | AY TRUCKING INC | -214.19 | 0.029667450 | -6.35 |
| SALT WATER DISPOSAL | AY TRUCKING INC | -448.10 | 0.029667450 | -13.29 |
| SALT WATER DISPOSAL | AY TRUCKING INC | -4,498.70 | 0.029667450 | -133.46 |
| SALT WATER DISPOSAL | AY TRUCKING INC | -392.26 | 0.029667450 | -11.64 |
| SALT WATER DISPOSAL | AY TRUCKING INC | -1,571.00 | 0.029667450 | -46.61 |
| SALT WATER DISPOSAL | LIMESTONE BASIN PROPERTIE | -1,309.42 | 0.029667450 | -38.85 |
| SALT WATER DISPOSAL | GOODNIGHT WATER Solutio | -132.80 | 0.029667450 | -3.94 |
| TREATING,DEHYDRATION,METERING | JET LABORATORIES INC | -39.55 | 0.029667450 | -1.17 |
| OVERHEAD-FIXED RATE | MEWBOURNE OIL COMPANY | -800.00 | 0.029700000 | -23.73 |
| OVERHEAD-FIXED RATE | MEWBOURNE OIL COMPANY | 800.00 | 0.032300000 | 25.80 |
| Total Lease Operating Expense Cost | | -51,673.61 | | -1,530.95 |

04-01-2020

073

MEWBOURNE OIL COMPANY

Page 18

TOM M RAGSDALE
400 N SAM HOUSTON PARKWAY EAST
SUITE 601
HOUSTON, TX 77060

INVOICE NO.: 202003-15084

INVOICE DATE: 3-31-2020

OWNER: 035904-1

BILLING FOR: March 2020

| REFERENCE/DESCRIPTION OF CHARGES | | GROSS CHARGES | WORKING INTEREST | NET CHARGE |
|------------------------------------|----------------------------|------------------|---------------------|---------------|
| <u>Lease Operating Expense</u> | | | | |
| COMPRESSOR RENTAL/SERVICES | D&H TRUCKING | -216.42 | 0.029667450 | -6.42 |
| COMPRESSOR RENTAL/SERVICES | GRAVITY OILFIELD SERVICES | -1,661.43 | 0.029667450 | -49.29 |
| COMPRESSOR RENTAL/SERVICES | GRAVITY OILFIELD SERVICES | -393.94 | 0.029667450 | -11.69 |
| CONTRACT SUPERVISION | PACE OILFIELD SERVICES INC | -1,156.38 | 0.029667450 | -34.31 |
| FUEL, POWER & ELECTRICAL | XCEL ENERGY | -645.34 | 0.029667450 | -19.15 |
| FUEL, POWER & ELECTRICAL | XCEL ENERGY | -254.38 | 0.029667450 | -7.55 |
| LEASE MAINTENANCE | AMERICAN MILLENNIUM COR | -51.40 | 0.029667450 | -1.53 |
| LEASE MAINTENANCE | HR COMPRESSION & SERVICE | -1,702.21 | 0.029667450 | -50.50 |
| LEASE MAINTENANCE | DESERT HILLS ELECTRIC SUP | -90.27 | 0.029667450 | -2.68 |
| LEASE MAINTENANCE | G&A FABRICATION LLC | -165.09 | 0.029667450 | -4.90 |
| LEASE MAINTENANCE | TURNCO ENTERPRISES LLC | -50.94 | 0.029667450 | -1.51 |
| LEASE MAINTENANCE | TURNCO ENTERPRISES LLC | -50.94 | 0.029667450 | -1.51 |
| LEASE MAINTENANCE | TURNCO ENTERPRISES LLC | -203.78 | 0.029667450 | -6.05 |
| LEASE MAINTENANCE | REAL TIME AUTOMATION LLC | -20.75 | 0.029667450 | -0.62 |
| LEASE MAINTENANCE | EP&S LLC | -244.67 | 0.029667450 | -7.26 |
| LEASE MAINTENANCE | EP&S LLC | -333.21 | 0.029667450 | -9.89 |
| LEASE MAINTENANCE | LEGACY SAFETY AND CONSUM | -37.67 | 0.029667450 | -1.12 |
| LEASE MAINTENANCE | LEGACY SAFETY AND CONSUM | -37.67 | 0.029667450 | -1.12 |
| LEASE MAINTENANCE | MEWBOURNE OIL COMPANY | -239.25 | 0.029667450 | -7.10 |
| LEASE MAINTENANCE | MEWBOURNE OIL COMPANY | -362.50 | 0.029667450 | -10.75 |
| LEASE MAINTENANCE | MEWBOURNE OIL COMPANY | -181.25 | 0.029667450 | -5.38 |
| LEASE MAINTENANCE | MEWBOURNE OIL COMPANY | -362.50 | 0.029667450 | -10.75 |
| PRIME MOVER MAINTENANCE | HR COMPRESSION & SERVICE | -154.40 | 0.029667450 | -4.58 |
| PUMPING | MEWBOURNE OIL COMPANY | -825.00 | 0.029667450 | -24.48 |
| PUMPING | MEWBOURNE OIL COMPANY | -618.75 | 0.029667450 | -18.36 |
| SALT WATER DISPOSAL | OWL SWD OPERATING LLC | -7,217.04 | 0.029667450 | -214.11 |
| SALT WATER DISPOSAL | NGL WATER SOLUTIONS PERM | -131.88 | 0.029667450 | -3.91 |
| SALT WATER DISPOSAL | NGL WATER SOLUTIONS PERM | -8,409.60 | 0.029667450 | -249.49 |
| SALT WATER DISPOSAL | LIMESTONE BASIN PROPERTIE | -475.05 | 0.029667450 | -14.09 |
| WELL SERVICE & REPAIR | D & L METERS AND INSTRUMI | -900.90 | 0.029667450 | -26.73 |
| WELL SERVICE & REPAIR | L & R WELL SERVICE INC | -768.20 | 0.029667450 | -22.79 |
| WELL SERVICE & REPAIR | L & R WELL SERVICE INC | -661.61 | 0.029667450 | -19.63 |
| WELL SERVICE & REPAIR | L & R WELL SERVICE INC | -286.09 | 0.029667450 | -8.49 |
| WELL SERVICE & REPAIR | L & R WELL SERVICE INC | -8,609.54 | 0.029667450 | -255.42 |
| WIRELINE & SPECIAL SURVEYS | PRICE ENERGY CONSULTING I | -1,000.00 | 0.029667450 | -29.67 |
| OVERHEAD-FIXED RATE | MEWBOURNE OIL COMPANY | -800.00 | 0.029700000 | -23.73 |
| OVERHEAD-FIXED RATE | MEWBOURNE OIL COMPANY | 800.00 | 0.032300000 | 25.80 |
| Total Lease Operating Expense Cost | | -38,520.05 | | -1,140.76 |

Lease Operating Expense

04-01-2020

074

MEWBOURNE OIL COMPANY

Page 19

TOM M RAGSDALE
400 N SAM HOUSTON PARKWAY EAST
SUITE 601
HOUSTON, TX 77060

INVOICE NO.: 202003-15084

INVOICE DATE: 3-31-2020

OWNER: 035904-1

BILLING FOR: March 2020

| REFERENCE/DESCRIPTION OF CHARGES | | GROSS CHARGES | WORKING INTEREST | NET CHARGE |
|----------------------------------|----------------------------|------------------|---------------------|---------------|
| COMPANY SUPERVISION | MEWBOURNE OIL COMPANY | -625.00 | 0.029667450 | -18.54 |
| COMPANY SUPERVISION | MEWBOURNE OIL COMPANY | -1,250.00 | 0.029667450 | -37.08 |
| COMPANY SUPERVISION | MEWBOURNE OIL COMPANY | -1,250.00 | 0.029667450 | -37.08 |
| COMPANY SUPERVISION | MEWBOURNE OIL COMPANY | -2,500.00 | 0.029667450 | -74.17 |
| COMPANY SUPERVISION | MEWBOURNE OIL COMPANY | -1,037.50 | 0.029667450 | -30.78 |
| COMPRESSOR RENTAL/SERVICES | GRAVITY OILFIELD SERVICES | -2,732.29 | 0.029667450 | -81.06 |
| COMPRESSOR RENTAL/SERVICES | GRAVITY OILFIELD SERVICES | -1,494.53 | 0.029667450 | -44.34 |
| CONTRACT SUPERVISION | PACE OILFIELD SERVICES INC | -2,354.80 | 0.029667450 | -69.86 |
| CONTRACT SUPERVISION | PACE OILFIELD SERVICES INC | -147.17 | 0.029667450 | -4.37 |
| CONTRACT SUPERVISION | PACE OILFIELD SERVICES INC | -1,156.38 | 0.029667450 | -34.31 |
| CONTRACT SUPERVISION | PACE OILFIELD SERVICES INC | -2,354.80 | 0.029667450 | -69.86 |
| CONTRACT SUPERVISION | PACE OILFIELD SERVICES INC | -2,354.80 | 0.029667450 | -69.86 |
| CONTRACT SUPERVISION | PACE OILFIELD SERVICES INC | -147.17 | 0.029667450 | -4.37 |
| CONTRACT SUPERVISION | PACE OILFIELD SERVICES INC | -2,354.80 | 0.029667450 | -69.86 |
| CONTRACT SUPERVISION | PACE OILFIELD SERVICES INC | -588.70 | 0.029667450 | -17.47 |
| FUEL, POWER & ELECTRICAL | XCEL ENERGY | -596.93 | 0.029667450 | -17.71 |
| LEASE MAINTENANCE | T&J VALVE | -3.92 | 0.029667450 | -0.12 |
| LEASE MAINTENANCE | TFH LTD CO | -249.78 | 0.029667450 | -7.41 |
| LEASE MAINTENANCE | GARNER PUMP & SUPPLY INC | -27.91 | 0.029667450 | -0.83 |
| LEASE MAINTENANCE | AMERICAN MILLENNIUM COR | -51.40 | 0.029667450 | -1.53 |
| LEASE MAINTENANCE | K&S OILFIELD SUPPLIES LLC | -30.34 | 0.029667450 | -0.90 |
| LEASE MAINTENANCE | K&S OILFIELD SUPPLIES LLC | -115.51 | 0.029667450 | -3.43 |
| LEASE MAINTENANCE | K&S OILFIELD SUPPLIES LLC | -18.88 | 0.029667450 | -0.56 |
| LEASE MAINTENANCE | HR COMPRESSION & SERVICE | -1,401.86 | 0.029667450 | -41.59 |
| LEASE MAINTENANCE | TURNCO ENTERPRISES LLC | -407.55 | 0.029667450 | -12.09 |
| LEASE MAINTENANCE | TURNCO ENTERPRISES LLC | -47.03 | 0.029667450 | -1.40 |
| LEASE MAINTENANCE | TURNCO ENTERPRISES LLC | -39.19 | 0.029667450 | -1.16 |
| LEASE MAINTENANCE | TURNCO ENTERPRISES LLC | -43.11 | 0.029667450 | -1.28 |
| LEASE MAINTENANCE | TURNCO ENTERPRISES LLC | -39.19 | 0.029667450 | -1.16 |
| LEASE MAINTENANCE | INGRAM PROFESSIONAL SERV | -255.88 | 0.029667450 | -7.59 |
| LEASE MAINTENANCE | CRAIN HOT OIL SERVICE LLC | -848.10 | 0.029667450 | -25.16 |
| LEASE MAINTENANCE | CRAIN HOT OIL SERVICE LLC | -471.86 | 0.029667450 | -14.00 |
| LEASE MAINTENANCE | HARMAC ENERGY SERVICES I | -4,572.28 | 0.029667450 | -135.65 |
| LEASE MAINTENANCE | TANKLOGIX LLC | -2,287.47 | 0.029667450 | -67.86 |
| LEASE MAINTENANCE | AY TRUCKING INC | -315.38 | 0.029667450 | -9.36 |
| LEASE MAINTENANCE | AY TRUCKING INC | -210.25 | 0.029667450 | -6.24 |
| LEASE MAINTENANCE | AY TRUCKING INC | -379.16 | 0.029667450 | -11.25 |
| LEASE MAINTENANCE | AY TRUCKING INC | -97.21 | 0.029667450 | -2.88 |
| LEASE MAINTENANCE | MEWBOURNE OIL COMPANY | -362.50 | 0.029667450 | -10.75 |
| LEASE MAINTENANCE | MEWBOURNE OIL COMPANY | -362.50 | 0.029667450 | -10.75 |
| LEASE MAINTENANCE | MEWBOURNE OIL COMPANY | -246.50 | 0.029667450 | -7.31 |
| MISCELLANEOUS EQUIPMENT RENTAL | MEWBOURNE OIL COMPANY | -45.00 | 0.029667450 | -1.33 |

04-01-2020

075

MEWBOURNE OIL COMPANY

Page 20

TOM M RAGSDALE
400 N SAM HOUSTON PARKWAY EAST
SUITE 601
HOUSTON, TX 77060

INVOICE NO.: 202003-15084

INVOICE DATE: 3-31-2020

OWNER: 035904-1

BILLING FOR: March 2020

| REFERENCE/DESCRIPTION OF CHARGES | | GROSS CHARGES | WORKING INTEREST | NET CHARGE |
|------------------------------------|---------------------------|---------------|------------------|------------|
| PUMPING | MEWBOURNE OIL COMPANY | -800.00 | 0.029667450 | -23.73 |
| PUMPING | MEWBOURNE OIL COMPANY | -600.00 | 0.029667450 | -17.80 |
| SALT WATER DISPOSAL | LIONS TRANSPORT CORP | -393.44 | 0.029667450 | -11.67 |
| SALT WATER DISPOSAL | OWL SWD OPERATING LLC | -5,538.41 | 0.029667450 | -164.31 |
| SALT WATER DISPOSAL | AY TRUCKING INC | -5,637.05 | 0.029667450 | -167.24 |
| SALT WATER DISPOSAL | AY TRUCKING INC | -5,989.97 | 0.029667450 | -177.71 |
| SALT WATER DISPOSAL | LIMESTONE BASIN PROPERTIE | -479.95 | 0.029667450 | -14.24 |
| TREATING,DEHYDRATION,METERING | MEWBOURNE OIL COMPANY-I | -150.00 | 0.029667450 | -4.45 |
| WELL SERVICE & REPAIR | GARNER PUMP & SUPPLY INC | -431.71 | 0.029667450 | -12.81 |
| WELL SERVICE & REPAIR | L & E SERVICES LLC | -2,097.97 | 0.029667450 | -62.24 |
| WELL SERVICE & REPAIR | GUNS UP SERVICES | -2,207.95 | 0.029667450 | -65.51 |
| WELL SERVICE & REPAIR | EXCALIBUR OILFIELD SERVIC | -1,345.67 | 0.029667450 | -39.92 |
| OVERHEAD-FIXED RATE | MEWBOURNE OIL COMPANY | -837.60 | 0.029700000 | -24.85 |
| OVERHEAD-FIXED RATE | MEWBOURNE OIL COMPANY | 837.60 | 0.032200000 | 27.01 |
| Total Lease Operating Expense Cost | | -61,546.75 | | -1,823.78 |

Lease Operating Expense

| | | | | |
|----------------------------|-----------------------------|-----------|-------------|--------|
| CHEMICALS-WATER TREATING | IMPERATIVE CHEMICAL PART | -167.55 | 0.029667450 | -4.97 |
| COMPANY SUPERVISION | PACE OILFIELD SERVICES INC | -1,177.40 | 0.029667450 | -34.93 |
| COMPRESSOR RENTAL/SERVICES | LESLIE CRAIG | -75.55 | 0.029667450 | -2.24 |
| COMPRESSOR RENTAL/SERVICES | LESLIE CRAIG | -61.11 | 0.029667450 | -1.81 |
| CONTRACT SUPERVISION | PACE OILFIELD SERVICES INC | -1,177.40 | 0.029667450 | -34.93 |
| CONTRACT SUPERVISION | PACE OILFIELD SERVICES INC | -147.17 | 0.029667450 | -4.37 |
| CONTRACT SUPERVISION | PACE OILFIELD SERVICES INC | -147.17 | 0.029667450 | -4.37 |
| CONTRACT SUPERVISION | PACE OILFIELD SERVICES INC | -1,177.40 | 0.029667450 | -34.93 |
| CONTRACT SUPERVISION | PACE OILFIELD SERVICES INC | -1,177.40 | 0.029667450 | -34.93 |
| CONTRACT SUPERVISION | PACE OILFIELD SERVICES INC | -578.19 | 0.029667450 | -17.15 |
| CONTRACT SUPERVISION | PACE OILFIELD SERVICES INC | -504.60 | 0.029667450 | -14.97 |
| FUEL, POWER & ELECTRICAL | XCEL ENERGY | -404.51 | 0.029667450 | -12.00 |
| FUEL, POWER & ELECTRICAL | PILOT THOMAS LOGISTICS LL | -301.08 | 0.029667450 | -8.93 |
| FUEL, POWER & ELECTRICAL | PILOT THOMAS LOGISTICS LL | -233.14 | 0.029667450 | -6.92 |
| FUEL, POWER & ELECTRICAL | PILOT THOMAS LOGISTICS LL | -111.44 | 0.029667450 | -3.31 |
| LEASE MAINTENANCE | T&J VALVE | -805.73 | 0.029667450 | -23.91 |
| LEASE MAINTENANCE | INDIAN FIRE & SAFETY, A DXF | -360.74 | 0.029667450 | -10.70 |
| LEASE MAINTENANCE | TFH LTD CO | -384.02 | 0.029667450 | -11.39 |
| LEASE MAINTENANCE | GARNER PUMP & SUPPLY INC | -219.96 | 0.029667450 | -6.53 |
| LEASE MAINTENANCE | GARNER PUMP & SUPPLY INC | -53.87 | 0.029667450 | -1.60 |
| LEASE MAINTENANCE | GARNER PUMP & SUPPLY INC | -1,711.20 | 0.029667450 | -50.77 |
| LEASE MAINTENANCE | AMERICAN MILLENNIUM COR | -25.70 | 0.029667450 | -0.76 |
| LEASE MAINTENANCE | 7B ROUSTABOUT LLC | -835.00 | 0.029667450 | -24.77 |
| LEASE MAINTENANCE | 7B ROUSTABOUT LLC | -195.00 | 0.029667450 | -5.78 |
| LEASE MAINTENANCE | 7B ROUSTABOUT LLC | -325.00 | 0.029667450 | -9.64 |

04-01-2020

076

MEWBOURNE OIL COMPANY

Page 21

TOM M RAGSDALE
400 N SAM HOUSTON PARKWAY EAST
SUITE 601
HOUSTON, TX 77060

INVOICE NO.: 202003-15084

INVOICE DATE: 3-31-2020

OWNER: 035904-1

BILLING FOR: March 2020

| REFERENCE/DESCRIPTION OF CHARGES | | GROSS CHARGES | WORKING INTEREST | NET CHARGE |
|----------------------------------|---------------------------|------------------|---------------------|---------------|
| LEASE MAINTENANCE | K&S OILFIELD SUPPLIES LLC | -267.14 | 0.029667450 | -7.93 |
| LEASE MAINTENANCE | K&S OILFIELD SUPPLIES LLC | -98.92 | 0.029667450 | -2.94 |
| LEASE MAINTENANCE | K&S OILFIELD SUPPLIES LLC | -431.14 | 0.029667450 | -12.79 |
| LEASE MAINTENANCE | K&S OILFIELD SUPPLIES LLC | -27.94 | 0.029667450 | -0.83 |
| LEASE MAINTENANCE | K&S OILFIELD SUPPLIES LLC | -19.37 | 0.029667450 | -0.57 |
| LEASE MAINTENANCE | MPS ENTERPRISES INC | -52.43 | 0.029667450 | -1.56 |
| LEASE MAINTENANCE | DIVINE ENERGY SERVICES LL | -34.38 | 0.029667450 | -1.02 |
| LEASE MAINTENANCE | TURNCO ENTERPRISES LLC | -19.60 | 0.029667450 | -0.58 |
| LEASE MAINTENANCE | TURNCO ENTERPRISES LLC | -203.78 | 0.029667450 | -6.05 |
| LEASE MAINTENANCE | TURNCO ENTERPRISES LLC | -407.55 | 0.029667450 | -12.09 |
| LEASE MAINTENANCE | TURNCO ENTERPRISES LLC | -15.68 | 0.029667450 | -0.47 |
| LEASE MAINTENANCE | TURNCO ENTERPRISES LLC | -611.33 | 0.029667450 | -18.14 |
| LEASE MAINTENANCE | INGRAM PROFESSIONAL SERV | -159.33 | 0.029667450 | -4.73 |
| LEASE MAINTENANCE | FLATLAND HOLDINGS LLC | -44.85 | 0.029667450 | -1.33 |
| LEASE MAINTENANCE | FLATLAND HOLDINGS LLC | -48.29 | 0.029667450 | -1.43 |
| LEASE MAINTENANCE | FLATLAND HOLDINGS LLC | -48.29 | 0.029667450 | -1.43 |
| LEASE MAINTENANCE | FLATLAND HOLDINGS LLC | -44.85 | 0.029667450 | -1.33 |
| LEASE MAINTENANCE | FLATLAND HOLDINGS LLC | -44.85 | 0.029667450 | -1.33 |
| LEASE MAINTENANCE | FLATLAND HOLDINGS LLC | -44.85 | 0.029667450 | -1.33 |
| LEASE MAINTENANCE | FLATLAND HOLDINGS LLC | -17.26 | 0.029667450 | -0.51 |
| LEASE MAINTENANCE | FLATLAND HOLDINGS LLC | -17.26 | 0.029667450 | -0.51 |
| LEASE MAINTENANCE | FLATLAND HOLDINGS LLC | -17.26 | 0.029667450 | -0.51 |
| LEASE MAINTENANCE | FLATLAND HOLDINGS LLC | -17.26 | 0.029667450 | -0.51 |
| LEASE MAINTENANCE | FLATLAND HOLDINGS LLC | -16.85 | 0.029667450 | -0.50 |
| LEASE MAINTENANCE | FLATLAND HOLDINGS LLC | -16.85 | 0.029667450 | -0.50 |
| LEASE MAINTENANCE | OWL SWD OPERATING LLC | -52.46 | 0.029667450 | -1.56 |
| LEASE MAINTENANCE | EP&S LLC | -106.83 | 0.029667450 | -3.17 |
| LEASE MAINTENANCE | EP&S LLC | -71.50 | 0.029667450 | -2.12 |
| LEASE MAINTENANCE | EP&S LLC | -79.16 | 0.029667450 | -2.35 |
| LEASE MAINTENANCE | EP&S LLC | -77.34 | 0.029667450 | -2.30 |
| LEASE MAINTENANCE | EP&S LLC | -68.41 | 0.029667450 | -2.03 |
| LEASE MAINTENANCE | EP&S LLC | -75.08 | 0.029667450 | -2.23 |
| LEASE MAINTENANCE | WILDCAT PUMP & ENGINE REI | -375.39 | 0.029667450 | -11.14 |
| LEASE MAINTENANCE | AY TRUCKING INC | -252.30 | 0.029667450 | -7.48 |
| LEASE MAINTENANCE | LEGACY SAFETY AND CONSUM | -10.58 | 0.029667450 | -0.31 |
| LEASE MAINTENANCE | LEGACY SAFETY AND CONSUM | -81.16 | 0.029667450 | -2.41 |
| LEASE MAINTENANCE | ACCELERATED WATER RESOL | -569.70 | 0.029667450 | -16.90 |
| LEASE MAINTENANCE | MEWBOURNE OIL COMPANY | -387.50 | 0.029667450 | -11.50 |
| LEASE MAINTENANCE | MEWBOURNE OIL COMPANY | -899.00 | 0.029667450 | -26.67 |
| MISCELLANEOUS EQUIPMENT RENTAL | MEWBOURNE OIL COMPANY | -271.00 | 0.029667450 | -8.04 |
| PUMPING | MEWBOURNE OIL COMPANY | -800.00 | 0.029667450 | -23.73 |
| PUMPING | MEWBOURNE OIL COMPANY | -600.00 | 0.029667450 | -17.80 |

04-01-2020

077

MEWBOURNE OIL COMPANY

Page 22

TOM M RAGSDALE
400 N SAM HOUSTON PARKWAY EAST
SUITE 601
HOUSTON, TX 77060

INVOICE NO.: 202003-15084

INVOICE DATE: 3-31-2020

OWNER: 035904-1

BILLING FOR: March 2020

| REFERENCE/DESCRIPTION OF CHARGES | | GROSS CHARGES | WORKING INTEREST | NET CHARGE |
|------------------------------------|---------------------------|------------------|---------------------|---------------|
| SALT WATER DISPOSAL | OWL SWD OPERATING LLC | -453.90 | 0.029667450 | -13.47 |
| SALT WATER DISPOSAL | OWL SWD OPERATING LLC | -7,682.59 | 0.029667450 | -227.92 |
| SALT WATER DISPOSAL | NGL WATER SOLUTIONS PERM | -153.24 | 0.029667450 | -4.55 |
| SALT WATER DISPOSAL | NGL WATER SOLUTIONS PERM | -73.55 | 0.029667450 | -2.18 |
| SALT WATER DISPOSAL | NGL WATER SOLUTIONS PERM | -5,179.45 | 0.029667450 | -153.66 |
| SALT WATER DISPOSAL | LIMESTONE BASIN PROPERTIE | -505.70 | 0.029667450 | -15.00 |
| SITE RESTORATION & EXCAVATION | WILDCAT PUMP & ENGINE REI | -3,871.78 | 0.029667450 | -114.87 |
| TREATING,DEHYDRATION,METERING | MEWBOURNE OIL COMPANY-I | -150.00 | 0.029667450 | -4.45 |
| OVERHEAD-FIXED RATE | MEWBOURNE OIL COMPANY | -837.60 | 0.029700000 | -24.85 |
| OVERHEAD-FIXED RATE | MEWBOURNE OIL COMPANY | 837.60 | 0.032200000 | 27.01 |
| Total Lease Operating Expense Cost | | -37,932.26 | | -1,123.21 |

Lease Operating Expense

| | | | | |
|----------------------------|-----------------------------|-----------|-------------|---------|
| CHEMICALS-WATER TREATING | IMPERATIVE CHEMICAL PART | -166.83 | 0.029667450 | -4.95 |
| CHEMICALS-WATER TREATING | IMPERATIVE CHEMICAL PART | -130.85 | 0.029667450 | -3.88 |
| CHEMICALS-WATER TREATING | IMPERATIVE CHEMICAL PART | -130.85 | 0.029667450 | -3.88 |
| COMPRESSOR RENTAL/SERVICES | LESLIE CRAIG | -30.33 | 0.029667450 | -0.90 |
| COMPRESSOR RENTAL/SERVICES | LESLIE CRAIG | -31.34 | 0.029667450 | -0.93 |
| COMPRESSOR RENTAL/SERVICES | GRAVITY OILFIELD SERVICES | -172.45 | 0.029667450 | -5.12 |
| COMPRESSOR RENTAL/SERVICES | GRAVITY OILFIELD SERVICES | -1,027.95 | 0.029667450 | -30.50 |
| COMPRESSOR RENTAL/SERVICES | GRAVITY OILFIELD SERVICES | -12.54 | 0.029667450 | -0.37 |
| COMPRESSOR RENTAL/SERVICES | GRAVITY OILFIELD SERVICES | -522.59 | 0.029667450 | -15.50 |
| CONTRACT SUPERVISION | PACE OILFIELD SERVICES INC | -378.45 | 0.029667450 | -11.23 |
| CONTRACT SUPERVISION | PACE OILFIELD SERVICES INC | -336.40 | 0.029667450 | -9.98 |
| FUEL, POWER & ELECTRICAL | XCEL ENERGY | -89.40 | 0.029667450 | -2.65 |
| LEASE MAINTENANCE | GARNER PUMP & SUPPLY INC | -1,014.63 | 0.029667450 | -30.10 |
| LEASE MAINTENANCE | GARNER PUMP & SUPPLY INC | -374.15 | 0.029667450 | -11.10 |
| LEASE MAINTENANCE | 7B ROUSTABOUT LLC | -260.00 | 0.029667450 | -7.71 |
| LEASE MAINTENANCE | 7B ROUSTABOUT LLC | -260.00 | 0.029667450 | -7.71 |
| LEASE MAINTENANCE | 7B ROUSTABOUT LLC | -130.00 | 0.029667450 | -3.86 |
| LEASE MAINTENANCE | 7B ROUSTABOUT LLC | -130.00 | 0.029667450 | -3.86 |
| LEASE MAINTENANCE | 7B ROUSTABOUT LLC | -130.00 | 0.029667450 | -3.86 |
| LEASE MAINTENANCE | K&S OILFIELD SUPPLIES LLC | -471.47 | 0.029667450 | -13.99 |
| LEASE MAINTENANCE | K&S OILFIELD SUPPLIES LLC | -636.32 | 0.029667450 | -18.88 |
| LEASE MAINTENANCE | G&A FABRICATION LLC | -321.12 | 0.029667450 | -9.53 |
| LEASE MAINTENANCE | TURNCO ENTERPRISES LLC | -203.78 | 0.029667450 | -6.05 |
| LEASE MAINTENANCE | TURNCO ENTERPRISES LLC | -305.66 | 0.029667450 | -9.07 |
| LEASE MAINTENANCE | INGRAM PROFESSIONAL SERV | -161.15 | 0.029667450 | -4.78 |
| LEASE MAINTENANCE | INGRAM PROFESSIONAL SERV | -138.01 | 0.029667450 | -4.09 |
| LEASE MAINTENANCE | B & B WELDING INC | -5,826.34 | 0.029667450 | -172.85 |
| LEASE MAINTENANCE | TRINITY OILFIELD SERVICES & | -151.92 | 0.029667450 | -4.51 |
| LEASE MAINTENANCE | TRINITY OILFIELD SERVICES & | -142.44 | 0.029667450 | -4.23 |

04-01-2020

078

MEWBOURNE OIL COMPANY

Page 23

TOM M RAGSDALE
400 N SAM HOUSTON PARKWAY EAST
SUITE 601
HOUSTON, TX 77060

INVOICE NO.: 202003-15084

INVOICE DATE: 3-31-2020

OWNER: 035904-1

BILLING FOR: March 2020

| REFERENCE/DESCRIPTION OF CHARGES | | GROSS CHARGES | WORKING INTEREST | NET CHARGE |
|------------------------------------|---------------------------|------------------|---------------------|---------------|
| LEASE MAINTENANCE | IMPERATIVE CHEMICAL PART | -672.04 | 0.029667450 | -19.94 |
| LEASE MAINTENANCE | EP&S LLC | -81.58 | 0.029667450 | -2.42 |
| LEASE MAINTENANCE | TANKLOGIX LLC | -139.94 | 0.029667450 | -4.15 |
| LEASE MAINTENANCE | MEWBOURNE OIL COMPANY | -775.00 | 0.029667450 | -22.99 |
| LEASE MAINTENANCE | MEWBOURNE OIL COMPANY | -581.25 | 0.029667450 | -17.25 |
| MISCELLANEOUS EQUIPMENT RENTAL | MEWBOURNE OIL COMPANY | -280.00 | 0.029667450 | -8.31 |
| PRIME MOVER MAINTENANCE | HR COMPRESSION & SERVICE | -70.92 | 0.029667450 | -2.10 |
| PUMPING | MEWBOURNE OIL COMPANY | -800.00 | 0.029667450 | -23.73 |
| PUMPING | MEWBOURNE OIL COMPANY | -600.00 | 0.029667450 | -17.80 |
| SALT WATER DISPOSAL | OWL SWD OPERATING LLC | -3,364.27 | 0.029667450 | -99.81 |
| SALT WATER DISPOSAL | NGL WATER SOLUTIONS PERM | -5,518.90 | 0.029667450 | -163.73 |
| SALT WATER DISPOSAL | LIMESTONE BASIN PROPERTIE | -221.45 | 0.029667450 | -6.57 |
| SITE RESTORATION & EXCAVATION | R360 ENVIRONMENTAL SOLUT | -854.55 | 0.029667450 | -25.35 |
| SITE RESTORATION & EXCAVATION | WILDCAT PUMP & ENGINE REI | -4,547.46 | 0.029667450 | -134.91 |
| OVERHEAD-FIXED RATE | MEWBOURNE OIL COMPANY | -837.60 | 0.029700000 | -24.85 |
| OVERHEAD-FIXED RATE | MEWBOURNE OIL COMPANY | 837.60 | 0.032200000 | 27.01 |
| Total Lease Operating Expense Cost | | -32,194.33 | | -952.97 |

Lease Operating Expense

| | | | | |
|----------------------------|----------------------------|-----------|-------------|--------|
| CHEMICALS-WATER TREATING | IMPERATIVE CHEMICAL PART | -135.31 | 0.029667450 | -4.01 |
| CHEMICALS-WATER TREATING | IMPERATIVE CHEMICAL PART | -237.90 | 0.029667450 | -7.06 |
| CHEMICALS-WATER TREATING | IMPERATIVE CHEMICAL PART | -47.58 | 0.029667450 | -1.41 |
| COMPANY SUPERVISION | MEWBOURNE OIL COMPANY | -312.50 | 0.029667450 | -9.27 |
| COMPANY SUPERVISION | MEWBOURNE OIL COMPANY | -412.50 | 0.029667450 | -12.24 |
| COMPRESSOR RENTAL/SERVICES | BASELINE ENERGY SERVICES | -98.72 | 0.029667450 | -2.93 |
| COMPRESSOR RENTAL/SERVICES | GRAVITY OILFIELD SERVICES | -48.61 | 0.029667450 | -1.44 |
| CONTRACT SUPERVISION | PACE OILFIELD SERVICES INC | -291.53 | 0.029667450 | -8.65 |
| CONTRACT SUPERVISION | PACE OILFIELD SERVICES INC | -291.53 | 0.029667450 | -8.65 |
| CONTRACT SUPERVISION | PACE OILFIELD SERVICES INC | -291.53 | 0.029667450 | -8.65 |
| CONTRACT SUPERVISION | PACE OILFIELD SERVICES INC | -291.53 | 0.029667450 | -8.65 |
| CONTRACT SUPERVISION | PACE OILFIELD SERVICES INC | -291.53 | 0.029667450 | -8.65 |
| CONTRACT SUPERVISION | PACE OILFIELD SERVICES INC | -291.53 | 0.029667450 | -8.65 |
| FUEL, POWER & ELECTRICAL | XCEL ENERGY | -485.43 | 0.029667450 | -14.40 |
| FUEL, POWER & ELECTRICAL | XCEL ENERGY | -346.14 | 0.029667450 | -10.27 |
| LEASE MAINTENANCE | T&J VALVE | -169.54 | 0.029667450 | -5.03 |
| LEASE MAINTENANCE | AMERICAN MILLENNIUM COR | -26.10 | 0.029667450 | -0.77 |
| LEASE MAINTENANCE | AMERICAN MILLENNIUM COR | -51.40 | 0.029667450 | -1.53 |
| LEASE MAINTENANCE | KEYSTONE PUMP & SUPPLY LI | -513.88 | 0.029667450 | -15.25 |
| LEASE MAINTENANCE | KEYSTONE PUMP & SUPPLY LI | -334.68 | 0.029667450 | -9.93 |
| LEASE MAINTENANCE | 7B ROUSTABOUT LLC | -195.00 | 0.029667450 | -5.78 |
| LEASE MAINTENANCE | 7B ROUSTABOUT LLC | -225.00 | 0.029667450 | -6.68 |
| LEASE MAINTENANCE | 7B ROUSTABOUT LLC | -1,080.00 | 0.029667450 | -32.04 |

04-01-2020

079

MEWBOURNE OIL COMPANY

Page 24

TOM M RAGSDALE
400 N SAM HOUSTON PARKWAY EAST
SUITE 601
HOUSTON, TX 77060

INVOICE NO.: 202003-15084

INVOICE DATE: 3-31-2020

OWNER: 035904-1

BILLING FOR: March 2020

| REFERENCE/DESCRIPTION OF CHARGES | | GROSS CHARGES | WORKING INTEREST | NET CHARGE |
|------------------------------------|-----------------------------|---------------|------------------|------------|
| LEASE MAINTENANCE | K&S OILFIELD SUPPLIES LLC | -147.35 | 0.029667450 | -4.37 |
| LEASE MAINTENANCE | K&S OILFIELD SUPPLIES LLC | -943.68 | 0.029667450 | -28.00 |
| LEASE MAINTENANCE | K&S OILFIELD SUPPLIES LLC | -78.48 | 0.029667450 | -2.33 |
| LEASE MAINTENANCE | K&S OILFIELD SUPPLIES LLC | -2,413.67 | 0.029667450 | -71.61 |
| LEASE MAINTENANCE | G&A FABRICATION LLC | -110.74 | 0.029667450 | -3.29 |
| LEASE MAINTENANCE | TURNCO ENTERPRISES LLC | -305.66 | 0.029667450 | -9.07 |
| LEASE MAINTENANCE | INGRAM PROFESSIONAL SERV | -1,468.12 | 0.029667450 | -43.56 |
| LEASE MAINTENANCE | INGRAM PROFESSIONAL SERV | -402.89 | 0.029667450 | -11.95 |
| LEASE MAINTENANCE | TRINITY OILFIELD SERVICES & | -296.12 | 0.029667450 | -8.78 |
| LEASE MAINTENANCE | IMPERATIVE CHEMICAL PART | -84.77 | 0.029667450 | -2.52 |
| LEASE MAINTENANCE | TANKLOGIX LLC | -1,020.96 | 0.029667450 | -30.29 |
| LEASE MAINTENANCE | TANKLOGIX LLC | -103.38 | 0.029667450 | -3.07 |
| LEASE MAINTENANCE | TANKLOGIX LLC | -66.04 | 0.029667450 | -1.96 |
| LEASE MAINTENANCE | TANKLOGIX LLC | -118.41 | 0.029667450 | -3.51 |
| LEASE MAINTENANCE | MEWBOURNE OIL COMPANY | -263.50 | 0.029667450 | -7.82 |
| MISCELLANEOUS EQUIPMENT RENTAL | MEWBOURNE OIL COMPANY | -271.00 | 0.029667450 | -8.04 |
| PRIME MOVER MAINTENANCE | HR COMPRESSION & SERVICE | -450.04 | 0.029667450 | -13.35 |
| PRIME MOVER MAINTENANCE | G&A FABRICATION LLC | -154.57 | 0.029667450 | -4.59 |
| PUMPING | MEWBOURNE OIL COMPANY | -825.00 | 0.029667450 | -24.48 |
| PUMPING | MEWBOURNE OIL COMPANY | -618.75 | 0.029667450 | -18.36 |
| SALT WATER DISPOSAL | OWL SWD OPERATING LLC | -4,600.90 | 0.029667450 | -136.50 |
| SALT WATER DISPOSAL | NGL WATER SOLUTIONS PERM | -10,150.11 | 0.029667450 | -301.13 |
| SALT WATER DISPOSAL | LIMESTONE BASIN PROPERTIE | -302.87 | 0.029667450 | -8.98 |
| OVERHEAD-FIXED RATE | MEWBOURNE OIL COMPANY | -837.60 | 0.029700000 | -24.85 |
| OVERHEAD-FIXED RATE | MEWBOURNE OIL COMPANY | 837.60 | 0.032200000 | 27.01 |
| Total Lease Operating Expense Cost | | -31,666.48 | | -937.34 |

Lease Operating Expense

| | | | | |
|----------------------------|----------------------------|-----------|-------------|--------|
| CHEMICALS-WATER TREATING | IMPERATIVE CHEMICAL PART | -297.68 | 0.029667450 | -8.83 |
| COMPANY SUPERVISION | MEWBOURNE OIL COMPANY | -2,500.00 | 0.029667450 | -74.17 |
| COMPRESSOR RENTAL/SERVICES | GRAVITY OILFIELD SERVICES | -410.06 | 0.029667450 | -12.16 |
| COMPRESSOR RENTAL/SERVICES | GRAVITY OILFIELD SERVICES | -38.15 | 0.029667450 | -1.13 |
| COMPRESSOR RENTAL/SERVICES | GRAVITY OILFIELD SERVICES | -423.73 | 0.029667450 | -12.57 |
| CONTRACT SUPERVISION | PACE OILFIELD SERVICES INC | -54.99 | 0.029667450 | -1.63 |
| CONTRACT SUPERVISION | PACE OILFIELD SERVICES INC | -291.53 | 0.029667450 | -8.65 |
| CONTRACT SUPERVISION | PACE OILFIELD SERVICES INC | -291.53 | 0.029667450 | -8.65 |
| FUEL, POWER & ELECTRICAL | XCEL ENERGY | -291.58 | 0.029667450 | -8.65 |
| LEASE MAINTENANCE | GARNER PUMP & SUPPLY INC | -1,162.02 | 0.029667450 | -34.48 |
| LEASE MAINTENANCE | GARNER PUMP & SUPPLY INC | -951.54 | 0.029667450 | -28.23 |
| LEASE MAINTENANCE | AMERICAN MILLENNIUM COR | -39.72 | 0.029667450 | -1.18 |
| LEASE MAINTENANCE | THE GASCO MANUFACTURING | -104.16 | 0.029667450 | -3.09 |
| LEASE MAINTENANCE | K&S OILFIELD SUPPLIES LLC | -6.41 | 0.029667450 | -0.19 |

04-01-2020

080

MEWBOURNE OIL COMPANY

Page 25

TOM M RAGSDALE
400 N SAM HOUSTON PARKWAY EAST
SUITE 601
HOUSTON, TX 77060

INVOICE NO.: 202003-15084

INVOICE DATE: 3-31-2020

OWNER: 035904-1

BILLING FOR: March 2020

| REFERENCE/DESCRIPTION OF CHARGES | | GROSS CHARGES | WORKING INTEREST | NET CHARGE |
|------------------------------------|-----------------------------|------------------|---------------------|---------------|
| LEASE MAINTENANCE | PACE OILFIELD SERVICES INC | -291.53 | 0.029667450 | -8.65 |
| LEASE MAINTENANCE | TURNCO ENTERPRISES LLC | -203.78 | 0.029667450 | -6.05 |
| LEASE MAINTENANCE | B & B WELDING INC | -543.88 | 0.029667450 | -16.14 |
| LEASE MAINTENANCE | TRINITY OILFIELD SERVICES & | -21.10 | 0.029667450 | -0.63 |
| LEASE MAINTENANCE | TRINITY OILFIELD SERVICES & | -60.06 | 0.029667450 | -1.78 |
| LEASE MAINTENANCE | TRINITY OILFIELD SERVICES & | -67.57 | 0.029667450 | -2.00 |
| LEASE MAINTENANCE | TRINITY OILFIELD SERVICES & | -36.53 | 0.029667450 | -1.08 |
| LEASE MAINTENANCE | TRINITY OILFIELD SERVICES & | -42.20 | 0.029667450 | -1.25 |
| LEASE MAINTENANCE | TANKLOGIX LLC | -87.40 | 0.029667450 | -2.60 |
| LEASE MAINTENANCE | TANKLOGIX LLC | -45.84 | 0.029667450 | -1.36 |
| LEASE MAINTENANCE | MEWBOURNE OIL COMPANY | -519.25 | 0.029667450 | -15.40 |
| MISCELLANEOUS EQUIPMENT RENTAL | MEWBOURNE OIL COMPANY | -280.00 | 0.029667450 | -8.31 |
| PUMPING | MEWBOURNE OIL COMPANY | -850.00 | 0.029667450 | -25.22 |
| PUMPING | MEWBOURNE OIL COMPANY | -637.50 | 0.029667450 | -18.91 |
| SALT WATER DISPOSAL | OWL SWD OPERATING LLC | -3,798.76 | 0.029667450 | -112.70 |
| SALT WATER DISPOSAL | NGL WATER SOLUTIONS PERM | -5,180.53 | 0.029667450 | -153.69 |
| SALT WATER DISPOSAL | NGL WATER SOLUTIONS PERM | -1,581.17 | 0.029667450 | -46.91 |
| SALT WATER DISPOSAL | NGL WATER SOLUTIONS PERM | -5,293.20 | 0.029667450 | -157.04 |
| SALT WATER DISPOSAL | LIMESTONE BASIN PROPERTIE | -250.05 | 0.029667450 | -7.42 |
| SITE RESTORATION & EXCAVATION | SUNDANCE SERVICES INC | -41.61 | 0.029667450 | -1.23 |
| OVERHEAD-FIXED RATE | MEWBOURNE OIL COMPANY | -837.60 | 0.029700000 | -24.85 |
| OVERHEAD-FIXED RATE | MEWBOURNE OIL COMPANY | 837.60 | 0.032200000 | 27.01 |
| Total Lease Operating Expense Cost | | -26,695.06 | | -789.82 |
| <u>Lease Operating Expense</u> | | | | |
| CHEMICALS-WATER TREATING | IMPERATIVE CHEMICAL PART | -59.48 | 0.029667450 | -1.76 |
| CHEMICALS-WATER TREATING | IMPERATIVE CHEMICAL PART | -130.85 | 0.029667450 | -3.88 |
| CHEMICALS-WATER TREATING | IMPERATIVE CHEMICAL PART | -279.24 | 0.029667450 | -8.28 |
| COMPANY SUPERVISION | MEWBOURNE OIL COMPANY | -1,200.00 | 0.029667450 | -35.60 |
| COMPANY SUPERVISION | MEWBOURNE OIL COMPANY | -1,200.00 | 0.029667450 | -35.60 |
| COMPRESSOR MAINTENANCE | G&A FABRICATION LLC | -19.09 | 0.029667450 | -0.57 |
| COMPRESSOR MAINTENANCE | G&A FABRICATION LLC | -147.70 | 0.029667450 | -4.38 |
| COMPRESSOR RENTAL/SERVICES | NATURAL GAS SERVICES GRO | -541.90 | 0.029667450 | -16.08 |
| COMPRESSOR RENTAL/SERVICES | NATURAL GAS SERVICES GRO | -4,199.74 | 0.029667450 | -124.60 |
| COMPRESSOR RENTAL/SERVICES | GRAVITY OILFIELD SERVICES | -39.42 | 0.029667450 | -1.17 |
| CONTRACT SUPERVISION | PACE OILFIELD SERVICES INC | -291.53 | 0.029667450 | -8.65 |
| CONTRACT SUPERVISION | PACE OILFIELD SERVICES INC | -291.53 | 0.029667450 | -8.65 |
| CONTRACT SUPERVISION | PACE OILFIELD SERVICES INC | -27.90 | 0.029667450 | -0.83 |
| CONTRACT SUPERVISION | PACE OILFIELD SERVICES INC | -291.53 | 0.029667450 | -8.65 |
| CONTRACT SUPERVISION | PACE OILFIELD SERVICES INC | -291.53 | 0.029667450 | -8.65 |
| FUEL, POWER & ELECTRICAL | XCEL ENERGY | -205.30 | 0.029667450 | -6.09 |
| FUEL, POWER & ELECTRICAL | PILOT THOMAS LOGISTICS LL | -77.58 | 0.029667450 | -2.30 |

04-01-2020

081

MEWBOURNE OIL COMPANY

Page 26

TOM M RAGSDALE
400 N SAM HOUSTON PARKWAY EAST
SUITE 601
HOUSTON, TX 77060

INVOICE NO.: 202003-15084

INVOICE DATE: 3-31-2020

OWNER: 035904-1

BILLING FOR: March 2020

| REFERENCE/DESCRIPTION OF CHARGES | | GROSS CHARGES | WORKING INTEREST | NET CHARGE |
|------------------------------------|-----------------------------|---------------|------------------|------------|
| FUEL, POWER & ELECTRICAL | PILOT THOMAS LOGISTICS LL | -44.13 | 0.029667450 | -1.31 |
| FUEL, POWER & ELECTRICAL | PILOT THOMAS LOGISTICS LL | -10.07 | 0.029667450 | -0.30 |
| LEASE MAINTENANCE | AMERICAN MILLENNIUM COR | -27.43 | 0.029667450 | -0.81 |
| LEASE MAINTENANCE | JW OILFIELD HAULING INC | -2,339.20 | 0.029667450 | -69.40 |
| LEASE MAINTENANCE | K&S OILFIELD SUPPLIES LLC | -33.66 | 0.029667450 | -1.00 |
| LEASE MAINTENANCE | MPS ENTERPRISES INC | -98.06 | 0.029667450 | -2.91 |
| LEASE MAINTENANCE | TURNCO ENTERPRISES LLC | -15.68 | 0.029667450 | -0.47 |
| LEASE MAINTENANCE | TURNCO ENTERPRISES LLC | -19.60 | 0.029667450 | -0.58 |
| LEASE MAINTENANCE | TURNCO ENTERPRISES LLC | -43.11 | 0.029667450 | -1.28 |
| LEASE MAINTENANCE | TURNCO ENTERPRISES LLC | -23.51 | 0.029667450 | -0.70 |
| LEASE MAINTENANCE | TURNCO ENTERPRISES LLC | -47.03 | 0.029667450 | -1.40 |
| LEASE MAINTENANCE | TURNCO ENTERPRISES LLC | -47.03 | 0.029667450 | -1.40 |
| LEASE MAINTENANCE | TRINITY OILFIELD SERVICES & | -124.68 | 0.029667450 | -3.70 |
| LEASE MAINTENANCE | TRINITY OILFIELD SERVICES & | -234.19 | 0.029667450 | -6.95 |
| LEASE MAINTENANCE | TRINITY OILFIELD SERVICES & | -2,051.98 | 0.029667450 | -60.88 |
| LEASE MAINTENANCE | TRINITY OILFIELD SERVICES & | -548.60 | 0.029667450 | -16.28 |
| LEASE MAINTENANCE | TRINITY OILFIELD SERVICES & | -1,920.10 | 0.029667450 | -56.96 |
| LEASE MAINTENANCE | MEWBOURNE OIL COMPANY | -775.00 | 0.029667450 | -22.99 |
| LEASE MAINTENANCE | MEWBOURNE OIL COMPANY | -450.00 | 0.029667450 | -13.35 |
| LEASE MAINTENANCE | MEWBOURNE OIL COMPANY | -775.00 | 0.029667450 | -22.99 |
| MISCELLANEOUS EQUIPMENT RENTAL | MEWBOURNE OIL COMPANY | -280.00 | 0.029667450 | -8.31 |
| PRIME MOVER MAINTENANCE | HR COMPRESSION & SERVICE | -48.44 | 0.029667450 | -1.44 |
| PRIME MOVER MAINTENANCE | HR COMPRESSION & SERVICE | -182.32 | 0.029667450 | -5.41 |
| PUMPING | MEWBOURNE OIL COMPANY | -850.00 | 0.029667450 | -25.22 |
| PUMPING | MEWBOURNE OIL COMPANY | -637.50 | 0.029667450 | -18.91 |
| SALT WATER DISPOSAL | OWL SWD OPERATING LLC | -2,149.67 | 0.029667450 | -63.78 |
| SALT WATER DISPOSAL | AY TRUCKING INC | -146.25 | 0.029667450 | -4.34 |
| SALT WATER DISPOSAL | LIMESTONE BASIN PROPERTIE | -141.52 | 0.029667450 | -4.20 |
| WELL EQUIPMENT-SURFACE | DIVINE WIRELINE SOLUTIONS | -7,540.45 | 0.029667450 | -223.71 |
| OVERHEAD-FIXED RATE | MEWBOURNE OIL COMPANY | -837.60 | 0.029700000 | -24.85 |
| OVERHEAD-FIXED RATE | MEWBOURNE OIL COMPANY | 837.60 | 0.032200000 | 27.01 |
| Total Lease Operating Expense Cost | | -30,898.53 | | -914.56 |

Lease Operating Expense

| | | | | |
|----------------------------|----------------------------|---------|-------------|--------|
| COMPANY SUPERVISION | MEWBOURNE OIL COMPANY | -575.00 | 0.031093200 | -17.88 |
| COMPRESSOR MAINTENANCE | G&A FABRICATION LLC | -137.72 | 0.031093200 | -4.28 |
| COMPRESSOR RENTAL/SERVICES | TFH LTD CO | -41.20 | 0.031093200 | -1.28 |
| COMPRESSOR RENTAL/SERVICES | TFH LTD CO | -165.36 | 0.031093200 | -5.14 |
| COMPRESSOR RENTAL/SERVICES | TFH LTD CO | -214.38 | 0.031093200 | -6.67 |
| COMPRESSOR RENTAL/SERVICES | GRAVITY OILFIELD SERVICES | -252.21 | 0.031093200 | -7.84 |
| COMPRESSOR RENTAL/SERVICES | GRAVITY OILFIELD SERVICES | -259.61 | 0.031093200 | -8.07 |
| CONTRACT SUPERVISION | PACE OILFIELD SERVICES INC | -291.53 | 0.031093200 | -9.06 |

04-01-2020

082

MEWBOURNE OIL COMPANY

Page 27

TOM M RAGSDALE
400 N SAM HOUSTON PARKWAY EAST
SUITE 601
HOUSTON, TX 77060

INVOICE NO.: 202003-15084

INVOICE DATE: 3-31-2020

OWNER: 035904-1

BILLING FOR: March 2020

| REFERENCE/DESCRIPTION OF CHARGES | | GROSS CHARGES | WORKING INTEREST | NET CHARGE |
|----------------------------------|-----------------------------|------------------|---------------------|---------------|
| CONTRACT SUPERVISION | PACE OILFIELD SERVICES INC | -291.53 | 0.031093200 | -9.06 |
| CONTRACT SUPERVISION | PACE OILFIELD SERVICES INC | -291.53 | 0.031093200 | -9.06 |
| CONTRACT SUPERVISION | PACE OILFIELD SERVICES INC | -291.53 | 0.031093200 | -9.06 |
| CONTRACT SUPERVISION | PACE OILFIELD SERVICES INC | -291.53 | 0.031093200 | -9.06 |
| FUEL, POWER & ELECTRICAL | XCEL ENERGY | -151.09 | 0.031093200 | -4.70 |
| FUEL, POWER & ELECTRICAL | PILOT THOMAS LOGISTICS LL | -199.20 | 0.031093200 | -6.19 |
| FUEL, POWER & ELECTRICAL | PILOT THOMAS LOGISTICS LL | -119.15 | 0.031093200 | -3.71 |
| FUEL, POWER & ELECTRICAL | PILOT THOMAS LOGISTICS LL | -160.47 | 0.031093200 | -4.99 |
| FUEL, POWER & ELECTRICAL | PILOT THOMAS LOGISTICS LL | -177.44 | 0.031093200 | -5.52 |
| FUEL, POWER & ELECTRICAL | PILOT THOMAS LOGISTICS LL | -176.50 | 0.031093200 | -5.49 |
| FUEL, POWER & ELECTRICAL | PILOT THOMAS LOGISTICS LL | -120.00 | 0.031093200 | -3.73 |
| FUEL, POWER & ELECTRICAL | PILOT THOMAS LOGISTICS LL | -136.61 | 0.031093200 | -4.25 |
| FUEL, POWER & ELECTRICAL | PILOT THOMAS LOGISTICS LL | -123.99 | 0.031093200 | -3.86 |
| FUEL, POWER & ELECTRICAL | PILOT THOMAS LOGISTICS LL | -93.26 | 0.031093200 | -2.90 |
| FUEL, POWER & ELECTRICAL | PILOT THOMAS LOGISTICS LL | -48.15 | 0.031093200 | -1.50 |
| FUEL, POWER & ELECTRICAL | PILOT THOMAS LOGISTICS LL | -10.96 | 0.031093200 | -0.34 |
| FUEL, POWER & ELECTRICAL | PILOT THOMAS LOGISTICS LL | -32.40 | 0.031093200 | -1.01 |
| FUEL, POWER & ELECTRICAL | PILOT THOMAS LOGISTICS LL | -83.27 | 0.031093200 | -2.59 |
| FUEL, POWER & ELECTRICAL | PILOT THOMAS LOGISTICS LL | -265.27 | 0.031093200 | -8.25 |
| LEASE MAINTENANCE | T&J VALVE | -25.27 | 0.031093200 | -0.79 |
| LEASE MAINTENANCE | CUSTOM WELDING OF HOBBS | -27.46 | 0.031093200 | -0.85 |
| LEASE MAINTENANCE | 7B ROUSTABOUT LLC | -151.55 | 0.031093200 | -4.71 |
| LEASE MAINTENANCE | K&S OILFIELD SUPPLIES LLC | -31.24 | 0.031093200 | -0.97 |
| LEASE MAINTENANCE | K&S OILFIELD SUPPLIES LLC | -33.51 | 0.031093200 | -1.04 |
| LEASE MAINTENANCE | K&S OILFIELD SUPPLIES LLC | -210.42 | 0.031093200 | -6.54 |
| LEASE MAINTENANCE | TURNCO ENTERPRISES LLC | -23.51 | 0.031093200 | -0.73 |
| LEASE MAINTENANCE | TURNCO ENTERPRISES LLC | -19.60 | 0.031093200 | -0.61 |
| LEASE MAINTENANCE | TURNCO ENTERPRISES LLC | -50.95 | 0.031093200 | -1.58 |
| LEASE MAINTENANCE | TURNCO ENTERPRISES LLC | -50.95 | 0.031093200 | -1.58 |
| LEASE MAINTENANCE | TURNCO ENTERPRISES LLC | -23.51 | 0.031093200 | -0.73 |
| LEASE MAINTENANCE | TURNCO ENTERPRISES LLC | -11.76 | 0.031093200 | -0.37 |
| LEASE MAINTENANCE | TURNCO ENTERPRISES LLC | -35.28 | 0.031093200 | -1.10 |
| LEASE MAINTENANCE | TURNCO ENTERPRISES LLC | -101.89 | 0.031093200 | -3.17 |
| LEASE MAINTENANCE | TURNCO ENTERPRISES LLC | -15.68 | 0.031093200 | -0.49 |
| LEASE MAINTENANCE | TURNCO ENTERPRISES LLC | -31.35 | 0.031093200 | -0.97 |
| LEASE MAINTENANCE | TURNCO ENTERPRISES LLC | -7.84 | 0.031093200 | -0.24 |
| LEASE MAINTENANCE | TURNCO ENTERPRISES LLC | -58.79 | 0.031093200 | -1.83 |
| LEASE MAINTENANCE | INGRAM PROFESSIONAL SERV | -37.04 | 0.031093200 | -1.15 |
| LEASE MAINTENANCE | INGRAM PROFESSIONAL SERV | -78.62 | 0.031093200 | -2.44 |
| LEASE MAINTENANCE | TRINITY OILFIELD SERVICES & | -57.18 | 0.031093200 | -1.78 |
| LEASE MAINTENANCE | TRINITY OILFIELD SERVICES & | -369.25 | 0.031093200 | -11.48 |
| LEASE MAINTENANCE | FLATLAND HOLDINGS LLC | -20.35 | 0.031093200 | -0.63 |

04-01-2020

083

MEWBOURNE OIL COMPANY

Page 28

TOM M RAGSDALE
400 N SAM HOUSTON PARKWAY EAST
SUITE 601
HOUSTON, TX 77060

INVOICE NO.: 202003-15084

INVOICE DATE: 3-31-2020

OWNER: 035904-1

BILLING FOR: March 2020

| REFERENCE/DESCRIPTION OF CHARGES | | GROSS CHARGES | WORKING INTEREST | NET CHARGE |
|----------------------------------|----------------------------|------------------|---------------------|---------------|
| LEASE MAINTENANCE | NOVA TRUCKING LLC | -103.15 | 0.031093200 | -3.21 |
| LEASE MAINTENANCE | IMPERATIVE ACID SERVICES I | -772.13 | 0.031093200 | -24.01 |
| LEASE MAINTENANCE | TANKLOGIX LLC | -48.34 | 0.031093200 | -1.51 |
| LEASE MAINTENANCE | LEGACY SAFETY AND CONSUM | -49.19 | 0.031093200 | -1.53 |
| LEASE MAINTENANCE | LEGACY SAFETY AND CONSUM | -56.28 | 0.031093200 | -1.75 |
| LEASE MAINTENANCE | MEWBOURNE OIL COMPANY | -643.25 | 0.031093200 | -20.00 |
| LEASE MAINTENANCE | TNT SPECIALTIES DBA TNT OI | -853.59 | 0.031093200 | -26.54 |
| MISCELLANEOUS EQUIPMENT RENTAL | MEWBOURNE OIL COMPANY | -271.38 | 0.031093200 | -8.44 |
| PRIME MOVER MAINTENANCE | HR COMPRESSION & SERVICE | -1,261.09 | 0.031093200 | -39.21 |
| PRIME MOVER MAINTENANCE | HR COMPRESSION & SERVICE | -267.52 | 0.031093200 | -8.32 |
| PRIME MOVER MAINTENANCE | HR COMPRESSION & SERVICE | -30.73 | 0.031093200 | -0.95 |
| PRIME MOVER MAINTENANCE | HR COMPRESSION & SERVICE | -25.30 | 0.031093200 | -0.79 |
| PUMPING | MEWBOURNE OIL COMPANY | -825.00 | 0.031093200 | -25.65 |
| PUMPING | MEWBOURNE OIL COMPANY | -618.75 | 0.031093200 | -19.24 |
| SALT WATER DISPOSAL | OWL SWD OPERATING LLC | -4,524.94 | 0.031093200 | -140.69 |
| SALT WATER DISPOSAL | NGL WATER SOLUTIONS PERM | -2,836.91 | 0.031093200 | -88.21 |
| SALT WATER DISPOSAL | AY TRUCKING INC | -180.75 | 0.031093200 | -5.62 |
| SALT WATER DISPOSAL | LIMESTONE BASIN PROPERTIE | -297.84 | 0.031093200 | -9.26 |
| TREATING,DEHYDRATION,METERING | MEWBOURNE OIL COMPANY-I | -1,050.00 | 0.031093200 | -32.65 |
| OVERHEAD-FIXED RATE | MEWBOURNE OIL COMPANY | -837.60 | 0.031100000 | -26.04 |
| OVERHEAD-FIXED RATE | MEWBOURNE OIL COMPANY | 837.60 | 0.032200000 | 27.01 |
| COMPANY SUPERVISION | MEWBOURNE OIL COMPANY | 575.00 | 0.032250710 | 18.55 |
| COMPRESSOR MAINTENANCE | G&A FABRICATION LLC | 137.72 | 0.032250710 | 4.44 |
| COMPRESSOR RENTAL/SERVICES | TFH LTD CO | 41.20 | 0.032250710 | 1.33 |
| COMPRESSOR RENTAL/SERVICES | TFH LTD CO | 165.36 | 0.032250710 | 5.33 |
| COMPRESSOR RENTAL/SERVICES | TFH LTD CO | 214.38 | 0.032250710 | 6.92 |
| COMPRESSOR RENTAL/SERVICES | GRAVITY OILFIELD SERVICES | 252.21 | 0.032250710 | 8.13 |
| COMPRESSOR RENTAL/SERVICES | GRAVITY OILFIELD SERVICES | 259.61 | 0.032250710 | 8.37 |
| CONTRACT SUPERVISION | PACE OILFIELD SERVICES INC | 291.53 | 0.032250710 | 9.40 |
| CONTRACT SUPERVISION | PACE OILFIELD SERVICES INC | 291.53 | 0.032250710 | 9.40 |
| CONTRACT SUPERVISION | PACE OILFIELD SERVICES INC | 291.53 | 0.032250710 | 9.40 |
| CONTRACT SUPERVISION | PACE OILFIELD SERVICES INC | 291.53 | 0.032250710 | 9.40 |
| CONTRACT SUPERVISION | PACE OILFIELD SERVICES INC | 291.53 | 0.032250710 | 9.40 |
| FUEL, POWER & ELECTRICAL | XCEL ENERGY | 151.09 | 0.032250710 | 4.87 |
| FUEL, POWER & ELECTRICAL | PILOT THOMAS LOGISTICS LL | 199.20 | 0.032250710 | 6.42 |
| FUEL, POWER & ELECTRICAL | PILOT THOMAS LOGISTICS LL | 119.15 | 0.032250710 | 3.85 |
| FUEL, POWER & ELECTRICAL | PILOT THOMAS LOGISTICS LL | 160.47 | 0.032250710 | 5.18 |
| FUEL, POWER & ELECTRICAL | PILOT THOMAS LOGISTICS LL | 177.44 | 0.032250710 | 5.73 |
| FUEL, POWER & ELECTRICAL | PILOT THOMAS LOGISTICS LL | 176.50 | 0.032250710 | 5.69 |
| FUEL, POWER & ELECTRICAL | PILOT THOMAS LOGISTICS LL | 120.00 | 0.032250710 | 3.87 |
| FUEL, POWER & ELECTRICAL | PILOT THOMAS LOGISTICS LL | 136.61 | 0.032250710 | 4.41 |
| FUEL, POWER & ELECTRICAL | PILOT THOMAS LOGISTICS LL | 123.99 | 0.032250710 | 4.00 |

04-01-2020

084

MEWBOURNE OIL COMPANY

Page 29

TOM M RAGSDALE
400 N SAM HOUSTON PARKWAY EAST
SUITE 601
HOUSTON, TX 77060

INVOICE NO.: 202003-15084

INVOICE DATE: 3-31-2020

OWNER: 035904-1

BILLING FOR: March 2020

| REFERENCE/DESCRIPTION OF CHARGES | | GROSS CHARGES | WORKING INTEREST | NET CHARGE |
|----------------------------------|-----------------------------|------------------|---------------------|---------------|
| FUEL, POWER & ELECTRICAL | PILOT THOMAS LOGISTICS LL | 93.26 | 0.032250710 | 3.01 |
| FUEL, POWER & ELECTRICAL | PILOT THOMAS LOGISTICS LL | 48.15 | 0.032250710 | 1.56 |
| FUEL, POWER & ELECTRICAL | PILOT THOMAS LOGISTICS LL | 10.96 | 0.032250710 | 0.35 |
| FUEL, POWER & ELECTRICAL | PILOT THOMAS LOGISTICS LL | 32.40 | 0.032250710 | 1.05 |
| FUEL, POWER & ELECTRICAL | PILOT THOMAS LOGISTICS LL | 83.27 | 0.032250710 | 2.69 |
| FUEL, POWER & ELECTRICAL | PILOT THOMAS LOGISTICS LL | 265.27 | 0.032250710 | 8.56 |
| LEASE MAINTENANCE | T&J VALVE | 25.27 | 0.032250710 | 0.82 |
| LEASE MAINTENANCE | CUSTOM WELDING OF HOBBS | 27.46 | 0.032250710 | 0.88 |
| LEASE MAINTENANCE | 7B ROUSTABOUT LLC | 151.55 | 0.032250710 | 4.89 |
| LEASE MAINTENANCE | K&S OILFIELD SUPPLIES LLC | 31.24 | 0.032250710 | 1.01 |
| LEASE MAINTENANCE | K&S OILFIELD SUPPLIES LLC | 33.51 | 0.032250710 | 1.08 |
| LEASE MAINTENANCE | K&S OILFIELD SUPPLIES LLC | 210.42 | 0.032250710 | 6.78 |
| LEASE MAINTENANCE | TURNCO ENTERPRISES LLC | 23.51 | 0.032250710 | 0.76 |
| LEASE MAINTENANCE | TURNCO ENTERPRISES LLC | 19.60 | 0.032250710 | 0.63 |
| LEASE MAINTENANCE | TURNCO ENTERPRISES LLC | 50.95 | 0.032250710 | 1.64 |
| LEASE MAINTENANCE | TURNCO ENTERPRISES LLC | 50.95 | 0.032250710 | 1.64 |
| LEASE MAINTENANCE | TURNCO ENTERPRISES LLC | 23.51 | 0.032250710 | 0.76 |
| LEASE MAINTENANCE | TURNCO ENTERPRISES LLC | 11.76 | 0.032250710 | 0.38 |
| LEASE MAINTENANCE | TURNCO ENTERPRISES LLC | 35.28 | 0.032250710 | 1.14 |
| LEASE MAINTENANCE | TURNCO ENTERPRISES LLC | 101.89 | 0.032250710 | 3.29 |
| LEASE MAINTENANCE | TURNCO ENTERPRISES LLC | 15.68 | 0.032250710 | 0.51 |
| LEASE MAINTENANCE | TURNCO ENTERPRISES LLC | 31.35 | 0.032250710 | 1.01 |
| LEASE MAINTENANCE | TURNCO ENTERPRISES LLC | 7.84 | 0.032250710 | 0.25 |
| LEASE MAINTENANCE | TURNCO ENTERPRISES LLC | 58.79 | 0.032250710 | 1.90 |
| LEASE MAINTENANCE | INGRAM PROFESSIONAL SERV | 37.04 | 0.032250710 | 1.19 |
| LEASE MAINTENANCE | INGRAM PROFESSIONAL SERV | 78.62 | 0.032250710 | 2.53 |
| LEASE MAINTENANCE | TRINITY OILFIELD SERVICES & | 57.18 | 0.032250710 | 1.85 |
| LEASE MAINTENANCE | TRINITY OILFIELD SERVICES & | 369.25 | 0.032250710 | 11.91 |
| LEASE MAINTENANCE | FLATLAND HOLDINGS LLC | 20.35 | 0.032250710 | 0.65 |
| LEASE MAINTENANCE | NOVA TRUCKING LLC | 103.15 | 0.032250710 | 3.33 |
| LEASE MAINTENANCE | IMPERATIVE ACID SERVICES I | 772.13 | 0.032250710 | 24.90 |
| LEASE MAINTENANCE | TANKLOGIX LLC | 48.34 | 0.032250710 | 1.56 |
| LEASE MAINTENANCE | LEGACY SAFETY AND CONSU | 49.19 | 0.032250710 | 1.59 |
| LEASE MAINTENANCE | LEGACY SAFETY AND CONSU | 56.28 | 0.032250710 | 1.82 |
| LEASE MAINTENANCE | MEWBOURNE OIL COMPANY | 643.25 | 0.032250710 | 20.74 |
| LEASE MAINTENANCE | TNT SPECIALTIES DBA TNT OI | 853.59 | 0.032250710 | 27.53 |
| MISCELLANEOUS EQUIPMENT RENTAL | MEWBOURNE OIL COMPANY | 271.38 | 0.032250710 | 8.75 |
| PRIME MOVER MAINTENANCE | HR COMPRESSION & SERVICE | 1,261.09 | 0.032250710 | 40.67 |
| PRIME MOVER MAINTENANCE | HR COMPRESSION & SERVICE | 267.52 | 0.032250710 | 8.63 |
| PRIME MOVER MAINTENANCE | HR COMPRESSION & SERVICE | 30.73 | 0.032250710 | 0.99 |
| PRIME MOVER MAINTENANCE | HR COMPRESSION & SERVICE | 25.30 | 0.032250710 | 0.82 |
| PUMPING | MEWBOURNE OIL COMPANY | 825.00 | 0.032250710 | 26.60 |

04-01-2020

085

MEWBOURNE OIL COMPANY

Page 30

TOM M RAGSDALE
400 N SAM HOUSTON PARKWAY EAST
SUITE 601
HOUSTON, TX 77060

INVOICE NO.: 202003-15084

INVOICE DATE: 3-31-2020

OWNER: 035904-1

BILLING FOR: March 2020

| REFERENCE/DESCRIPTION OF CHARGES | | GROSS CHARGES | WORKING INTEREST | NET CHARGE |
|------------------------------------|---------------------------|---------------|------------------|------------|
| PUMPING | MEWBOURNE OIL COMPANY | 618.75 | 0.032250710 | 19.96 |
| SALT WATER DISPOSAL | OWL SWD OPERATING LLC | 4,524.94 | 0.032250710 | 145.93 |
| SALT WATER DISPOSAL | NGL WATER SOLUTIONS PERM | 2,836.91 | 0.032250710 | 91.49 |
| SALT WATER DISPOSAL | AY TRUCKING INC | 180.75 | 0.032250710 | 5.83 |
| SALT WATER DISPOSAL | LIMESTONE BASIN PROPERTIE | 297.84 | 0.032250710 | 9.60 |
| TREATING,DEHYDRATION,METERING | MEWBOURNE OIL COMPANY-I | 1,050.00 | 0.032250710 | 33.87 |
| Total Lease Operating Expense Cost | | 0.00 | | 25.54 |

Lease Operating Expense

| | | | | |
|----------------------------|----------------------------|-----------|-------------|---------|
| ADVALOREM TAXES | TAXATION & REVENUE DEPAI | -9,068.31 | 0.031093200 | -281.96 |
| CHEMICALS-WATER TREATING | IMPERATIVE CHEMICAL PART | -130.85 | 0.031093200 | -4.07 |
| CHEMICALS-WATER TREATING | IMPERATIVE CHEMICAL PART | -227.49 | 0.031093200 | -7.07 |
| CHEMICALS-WATER TREATING | IMPERATIVE CHEMICAL PART | -386.58 | 0.031093200 | -12.02 |
| CHEMICALS-WATER TREATING | IMPERATIVE CHEMICAL PART | -261.69 | 0.031093200 | -8.14 |
| COMPANY SUPERVISION | MEWBOURNE OIL COMPANY | -1,175.00 | 0.031093200 | -36.53 |
| COMPRESSOR MAINTENANCE | G&A FABRICATION LLC | -185.11 | 0.031093200 | -5.76 |
| COMPRESSOR RENTAL/SERVICES | NATURAL GAS SERVICES GRO | -4,199.74 | 0.031093200 | -130.58 |
| COMPRESSOR RENTAL/SERVICES | NATURAL GAS SERVICES GRO | -4,199.74 | 0.031093200 | -130.58 |
| COMPRESSOR RENTAL/SERVICES | GRAVITY OILFIELD SERVICES | -23.46 | 0.031093200 | -0.73 |
| COMPRESSOR RENTAL/SERVICES | GRAVITY OILFIELD SERVICES | -22.71 | 0.031093200 | -0.71 |
| COMPRESSOR RENTAL/SERVICES | GRAVITY OILFIELD SERVICES | -29.56 | 0.031093200 | -0.92 |
| COMPRESSOR RENTAL/SERVICES | GRAVITY OILFIELD SERVICES | -317.79 | 0.031093200 | -9.88 |
| CONTRACT SUPERVISION | PACE OILFIELD SERVICES INC | -27.50 | 0.031093200 | -0.85 |
| CONTRACT SUPERVISION | PACE OILFIELD SERVICES INC | -291.53 | 0.031093200 | -9.06 |
| CONTRACT SUPERVISION | PACE OILFIELD SERVICES INC | -291.53 | 0.031093200 | -9.06 |
| CONTRACT SUPERVISION | PACE OILFIELD SERVICES INC | -28.71 | 0.031093200 | -0.89 |
| CONTRACT SUPERVISION | PACE OILFIELD SERVICES INC | -291.53 | 0.031093200 | -9.06 |
| CONTRACT SUPERVISION | PACE OILFIELD SERVICES INC | -291.53 | 0.031093200 | -9.06 |
| FUEL, POWER & ELECTRICAL | XCEL ENERGY | -257.59 | 0.031093200 | -8.01 |
| FUEL, POWER & ELECTRICAL | PILOT THOMAS LOGISTICS LL | -57.49 | 0.031093200 | -1.79 |
| FUEL, POWER & ELECTRICAL | PILOT THOMAS LOGISTICS LL | -59.61 | 0.031093200 | -1.85 |
| FUEL, POWER & ELECTRICAL | PILOT THOMAS LOGISTICS LL | -67.44 | 0.031093200 | -2.10 |
| FUEL, POWER & ELECTRICAL | PILOT THOMAS LOGISTICS LL | -51.72 | 0.031093200 | -1.61 |
| FUEL, POWER & ELECTRICAL | PILOT THOMAS LOGISTICS LL | -132.13 | 0.031093200 | -4.11 |
| FUEL, POWER & ELECTRICAL | PILOT THOMAS LOGISTICS LL | -114.67 | 0.031093200 | -3.57 |
| FUEL, POWER & ELECTRICAL | PILOT THOMAS LOGISTICS LL | -99.75 | 0.031093200 | -3.10 |
| FUEL, POWER & ELECTRICAL | PILOT THOMAS LOGISTICS LL | -50.84 | 0.031093200 | -1.58 |
| FUEL, POWER & ELECTRICAL | PILOT THOMAS LOGISTICS LL | -22.01 | 0.031093200 | -0.68 |
| FUEL, POWER & ELECTRICAL | PILOT THOMAS LOGISTICS LL | -44.40 | 0.031093200 | -1.38 |
| LEASE MAINTENANCE | AMERICAN MILLENNIUM COR | -28.06 | 0.031093200 | -0.87 |
| LEASE MAINTENANCE | AMERICAN MILLENNIUM COR | -49.42 | 0.031093200 | -1.54 |
| LEASE MAINTENANCE | KEystone PUMP & SUPPLY LI | -5,467.83 | 0.031093200 | -170.01 |

04-01-2020

086

MEWBOURNE OIL COMPANY

Page 31

TOM M RAGSDALE
400 N SAM HOUSTON PARKWAY EAST
SUITE 601
HOUSTON, TX 77060

INVOICE NO.: 202003-15084

INVOICE DATE: 3-31-2020

OWNER: 035904-1

BILLING FOR: March 2020

| REFERENCE/DESCRIPTION OF CHARGES | | GROSS CHARGES | WORKING INTEREST | NET CHARGE |
|----------------------------------|---------------------------|------------------|---------------------|---------------|
| LEASE MAINTENANCE | K&S OILFIELD SUPPLIES LLC | -3,849.70 | 0.031093200 | -119.70 |
| LEASE MAINTENANCE | K&S OILFIELD SUPPLIES LLC | -1,633.83 | 0.031093200 | -50.80 |
| LEASE MAINTENANCE | TURNCO ENTERPRISES LLC | -458.49 | 0.031093200 | -14.25 |
| LEASE MAINTENANCE | TURNCO ENTERPRISES LLC | -11.76 | 0.031093200 | -0.37 |
| LEASE MAINTENANCE | TURNCO ENTERPRISES LLC | -142.50 | 0.031093200 | -4.43 |
| LEASE MAINTENANCE | TURNCO ENTERPRISES LLC | -380.00 | 0.031093200 | -11.82 |
| LEASE MAINTENANCE | TURNCO ENTERPRISES LLC | -855.00 | 0.031093200 | -26.59 |
| LEASE MAINTENANCE | TURNCO ENTERPRISES LLC | -380.00 | 0.031093200 | -11.82 |
| LEASE MAINTENANCE | INGRAM PROFESSIONAL SERV | -17.16 | 0.031093200 | -0.53 |
| LEASE MAINTENANCE | INGRAM PROFESSIONAL SERV | -18.49 | 0.031093200 | -0.57 |
| LEASE MAINTENANCE | B & B WELDING INC | -336.43 | 0.031093200 | -10.46 |
| LEASE MAINTENANCE | EP&S LLC | -165.92 | 0.031093200 | -5.16 |
| LEASE MAINTENANCE | TANKLOGIX LLC | -43.91 | 0.031093200 | -1.37 |
| LEASE MAINTENANCE | AY TRUCKING INC | -13.65 | 0.031093200 | -0.42 |
| LEASE MAINTENANCE | AY TRUCKING INC | -13.41 | 0.031093200 | -0.42 |
| LEASE MAINTENANCE | AY TRUCKING INC | -17.39 | 0.031093200 | -0.54 |
| LEASE MAINTENANCE | AY TRUCKING INC | -15.16 | 0.031093200 | -0.47 |
| LEASE MAINTENANCE | AY TRUCKING INC | -15.16 | 0.031093200 | -0.47 |
| LEASE MAINTENANCE | AY TRUCKING INC | -16.89 | 0.031093200 | -0.52 |
| LEASE MAINTENANCE | LEGACY SAFETY AND CONSU | -26.36 | 0.031093200 | -0.82 |
| LEASE MAINTENANCE | MEWBOURNE OIL COMPANY | -449.50 | 0.031093200 | -13.98 |
| LEASE MAINTENANCE | MEWBOURNE OIL COMPANY | -581.25 | 0.031093200 | -18.07 |
| MISCELLANEOUS EQUIPMENT RENTAL | MEWBOURNE OIL COMPANY | -280.43 | 0.031093200 | -8.72 |
| PRIME MOVER MAINTENANCE | HR COMPRESSION & SERVICE | -45.65 | 0.031093200 | -1.42 |
| PROFESSIONAL SERVICES | PRICE ENERGY CONSULTING I | -1,750.00 | 0.031093200 | -54.41 |
| PUMPING | MEWBOURNE OIL COMPANY | -825.00 | 0.031093200 | -25.65 |
| PUMPING | MEWBOURNE OIL COMPANY | -618.75 | 0.031093200 | -19.24 |
| SALT WATER DISPOSAL | OWL SWD OPERATING LLC | -46.21 | 0.031093200 | -1.44 |
| SALT WATER DISPOSAL | OWL SWD OPERATING LLC | -14.79 | 0.031093200 | -0.46 |
| SALT WATER DISPOSAL | OWL SWD OPERATING LLC | -28.98 | 0.031093200 | -0.90 |
| SALT WATER DISPOSAL | OWL SWD OPERATING LLC | -4,577.35 | 0.031093200 | -142.32 |
| SALT WATER DISPOSAL | NGL WATER SOLUTIONS PERM | -3,244.18 | 0.031093200 | -100.87 |
| SALT WATER DISPOSAL | NGL WATER SOLUTIONS PERM | -4,292.14 | 0.031093200 | -133.46 |
| SALT WATER DISPOSAL | LIMESTONE BASIN PROPERTIE | -301.30 | 0.031093200 | -9.37 |
| TREATING,DEHYDRATION,METERING | MEWBOURNE OIL COMPANY-I | -900.00 | 0.031093200 | -27.98 |
| TREATING,DEHYDRATION,METERING | PRO-KEM INC | -294.94 | 0.031093200 | -9.17 |
| OVERHEAD-FIXED RATE | MEWBOURNE OIL COMPANY | -837.60 | 0.031100000 | -26.04 |
| OVERHEAD-FIXED RATE | MEWBOURNE OIL COMPANY | 837.60 | 0.032200000 | 27.01 |
| ADVALOREM TAXES | TAXATION & REVENUE DEPAF | 9,068.31 | 0.032250710 | 292.46 |
| CHEMICALS-WATER TREATING | IMPERATIVE CHEMICAL PART | 130.85 | 0.032250710 | 4.22 |
| CHEMICALS-WATER TREATING | IMPERATIVE CHEMICAL PART | 227.49 | 0.032250710 | 7.33 |
| CHEMICALS-WATER TREATING | IMPERATIVE CHEMICAL PART | 386.58 | 0.032250710 | 12.47 |

04-01-2020

087

MEWBOURNE OIL COMPANY

Page 32

TOM M RAGSDALE
400 N SAM HOUSTON PARKWAY EAST
SUITE 601
HOUSTON, TX 77060

INVOICE NO.: 202003-15084

INVOICE DATE: 3-31-2020

OWNER: 035904-1

BILLING FOR: March 2020

| REFERENCE/DESCRIPTION OF CHARGES | | GROSS CHARGES | WORKING INTEREST | NET CHARGE |
|----------------------------------|----------------------------|------------------|---------------------|---------------|
| CHEMICALS-WATER TREATING | IMPERATIVE CHEMICAL PART | 261.69 | 0.032250710 | 8.44 |
| COMPANY SUPERVISION | MEWBOURNE OIL COMPANY | 1,175.00 | 0.032250710 | 37.89 |
| COMPRESSOR MAINTENANCE | G&A FABRICATION LLC | 185.11 | 0.032250710 | 5.97 |
| COMPRESSOR RENTAL/SERVICES | NATURAL GAS SERVICES GRO | 4,199.74 | 0.032250710 | 135.44 |
| COMPRESSOR RENTAL/SERVICES | NATURAL GAS SERVICES GRO | 4,199.74 | 0.032250710 | 135.44 |
| COMPRESSOR RENTAL/SERVICES | GRAVITY OILFIELD SERVICES | 23.46 | 0.032250710 | 0.76 |
| COMPRESSOR RENTAL/SERVICES | GRAVITY OILFIELD SERVICES | 22.71 | 0.032250710 | 0.74 |
| COMPRESSOR RENTAL/SERVICES | GRAVITY OILFIELD SERVICES | 29.56 | 0.032250710 | 0.95 |
| COMPRESSOR RENTAL/SERVICES | GRAVITY OILFIELD SERVICES | 317.79 | 0.032250710 | 10.25 |
| CONTRACT SUPERVISION | PACE OILFIELD SERVICES INC | 27.50 | 0.032250710 | 0.88 |
| CONTRACT SUPERVISION | PACE OILFIELD SERVICES INC | 291.53 | 0.032250710 | 9.40 |
| CONTRACT SUPERVISION | PACE OILFIELD SERVICES INC | 291.53 | 0.032250710 | 9.40 |
| CONTRACT SUPERVISION | PACE OILFIELD SERVICES INC | 28.71 | 0.032250710 | 0.92 |
| CONTRACT SUPERVISION | PACE OILFIELD SERVICES INC | 291.53 | 0.032250710 | 9.40 |
| CONTRACT SUPERVISION | PACE OILFIELD SERVICES INC | 291.53 | 0.032250710 | 9.40 |
| FUEL, POWER & ELECTRICAL | XCEL ENERGY | 257.59 | 0.032250710 | 8.31 |
| FUEL, POWER & ELECTRICAL | PILOT THOMAS LOGISTICS LL | 57.49 | 0.032250710 | 1.86 |
| FUEL, POWER & ELECTRICAL | PILOT THOMAS LOGISTICS LL | 59.61 | 0.032250710 | 1.92 |
| FUEL, POWER & ELECTRICAL | PILOT THOMAS LOGISTICS LL | 67.44 | 0.032250710 | 2.18 |
| FUEL, POWER & ELECTRICAL | PILOT THOMAS LOGISTICS LL | 51.72 | 0.032250710 | 1.67 |
| FUEL, POWER & ELECTRICAL | PILOT THOMAS LOGISTICS LL | 132.13 | 0.032250710 | 4.26 |
| FUEL, POWER & ELECTRICAL | PILOT THOMAS LOGISTICS LL | 114.67 | 0.032250710 | 3.70 |
| FUEL, POWER & ELECTRICAL | PILOT THOMAS LOGISTICS LL | 99.75 | 0.032250710 | 3.22 |
| FUEL, POWER & ELECTRICAL | PILOT THOMAS LOGISTICS LL | 50.84 | 0.032250710 | 1.64 |
| FUEL, POWER & ELECTRICAL | PILOT THOMAS LOGISTICS LL | 22.01 | 0.032250710 | 0.71 |
| FUEL, POWER & ELECTRICAL | PILOT THOMAS LOGISTICS LL | 44.40 | 0.032250710 | 1.43 |
| LEASE MAINTENANCE | AMERICAN MILLENNIUM COR | 28.06 | 0.032250710 | 0.90 |
| LEASE MAINTENANCE | AMERICAN MILLENNIUM COR | 49.42 | 0.032250710 | 1.60 |
| LEASE MAINTENANCE | KEYSTONE PUMP & SUPPLY LI | 5,467.83 | 0.032250710 | 176.34 |
| LEASE MAINTENANCE | K&S OILFIELD SUPPLIES LLC | 3,849.70 | 0.032250710 | 124.16 |
| LEASE MAINTENANCE | K&S OILFIELD SUPPLIES LLC | 1,633.83 | 0.032250710 | 52.69 |
| LEASE MAINTENANCE | TURNCO ENTERPRISES LLC | 458.49 | 0.032250710 | 14.78 |
| LEASE MAINTENANCE | TURNCO ENTERPRISES LLC | 11.76 | 0.032250710 | 0.38 |
| LEASE MAINTENANCE | TURNCO ENTERPRISES LLC | 142.50 | 0.032250710 | 4.59 |
| LEASE MAINTENANCE | TURNCO ENTERPRISES LLC | 380.00 | 0.032250710 | 12.26 |
| LEASE MAINTENANCE | TURNCO ENTERPRISES LLC | 855.00 | 0.032250710 | 27.58 |
| LEASE MAINTENANCE | TURNCO ENTERPRISES LLC | 380.00 | 0.032250710 | 12.26 |
| LEASE MAINTENANCE | INGRAM PROFESSIONAL SERV | 17.16 | 0.032250710 | 0.55 |
| LEASE MAINTENANCE | INGRAM PROFESSIONAL SERV | 18.49 | 0.032250710 | 0.59 |
| LEASE MAINTENANCE | B & B WELDING INC | 336.43 | 0.032250710 | 10.85 |
| LEASE MAINTENANCE | EP&S LLC | 165.92 | 0.032250710 | 5.35 |
| LEASE MAINTENANCE | TANKLOGIX LLC | 43.91 | 0.032250710 | 1.42 |

04-01-2020

088

MEWBOURNE OIL COMPANY

Page 33

TOM M RAGSDALE
400 N SAM HOUSTON PARKWAY EAST
SUITE 601
HOUSTON, TX 77060

INVOICE NO.: 202003-15084

INVOICE DATE: 3-31-2020

OWNER: 035904-1

BILLING FOR: March 2020

| REFERENCE/DESCRIPTION OF CHARGES | | GROSS CHARGES | WORKING INTEREST | NET CHARGE |
|------------------------------------|----------------------------|------------------|---------------------|---------------|
| LEASE MAINTENANCE | AY TRUCKING INC | 13.65 | 0.032250710 | 0.44 |
| LEASE MAINTENANCE | AY TRUCKING INC | 13.41 | 0.032250710 | 0.44 |
| LEASE MAINTENANCE | AY TRUCKING INC | 17.39 | 0.032250710 | 0.56 |
| LEASE MAINTENANCE | AY TRUCKING INC | 15.16 | 0.032250710 | 0.49 |
| LEASE MAINTENANCE | AY TRUCKING INC | 15.16 | 0.032250710 | 0.49 |
| LEASE MAINTENANCE | AY TRUCKING INC | 16.89 | 0.032250710 | 0.54 |
| LEASE MAINTENANCE | LEGACY SAFETY AND CONSUM | 26.36 | 0.032250710 | 0.85 |
| LEASE MAINTENANCE | MEWBOURNE OIL COMPANY | 449.50 | 0.032250710 | 14.50 |
| LEASE MAINTENANCE | MEWBOURNE OIL COMPANY | 581.25 | 0.032250710 | 18.74 |
| MISCELLANEOUS EQUIPMENT RENTAL | MEWBOURNE OIL COMPANY | 280.43 | 0.032250710 | 9.04 |
| PRIME MOVER MAINTENANCE | HR COMPRESSION & SERVICE | 45.65 | 0.032250710 | 1.47 |
| PROFESSIONAL SERVICES | PRICE ENERGY CONSULTING I | 1,750.00 | 0.032250710 | 56.44 |
| PUMPING | MEWBOURNE OIL COMPANY | 825.00 | 0.032250710 | 26.60 |
| PUMPING | MEWBOURNE OIL COMPANY | 618.75 | 0.032250710 | 19.96 |
| SALT WATER DISPOSAL | OWL SWD OPERATING LLC | 46.21 | 0.032250710 | 1.49 |
| SALT WATER DISPOSAL | OWL SWD OPERATING LLC | 14.79 | 0.032250710 | 0.48 |
| SALT WATER DISPOSAL | OWL SWD OPERATING LLC | 28.98 | 0.032250710 | 0.93 |
| SALT WATER DISPOSAL | OWL SWD OPERATING LLC | 4,577.35 | 0.032250710 | 147.62 |
| SALT WATER DISPOSAL | NGL WATER SOLUTIONS PERM | 3,244.18 | 0.032250710 | 104.63 |
| SALT WATER DISPOSAL | NGL WATER SOLUTIONS PERM | 4,292.14 | 0.032250710 | 138.43 |
| SALT WATER DISPOSAL | LIMESTONE BASIN PROPERTIE | 301.30 | 0.032250710 | 9.72 |
| TREATING,DEHYDRATION,METERING | MEWBOURNE OIL COMPANY-I | 900.00 | 0.032250710 | 29.02 |
| TREATING,DEHYDRATION,METERING | PRO-KEM INC | 294.94 | 0.032250710 | 9.51 |
| Total Lease Operating Expense Cost | | 0.00 | | 64.20 |
| <u>Lease Operating Expense</u> | | | | |
| CHEMICALS-WATER TREATING | IMPERATIVE CHEMICAL PART | -130.85 | 0.031093200 | -4.07 |
| COMPRESSOR MAINTENANCE | G&A FABRICATION LLC | -184.67 | 0.031093200 | -5.74 |
| COMPRESSOR RENTAL/SERVICES | NATURAL GAS SERVICES GRO | -4,199.74 | 0.031093200 | -130.58 |
| COMPRESSOR RENTAL/SERVICES | BASELINE ENERGY SERVICES | -78.87 | 0.031093200 | -2.45 |
| COMPRESSOR RENTAL/SERVICES | BASELINE ENERGY SERVICES | -46.16 | 0.031093200 | -1.44 |
| COMPRESSOR RENTAL/SERVICES | BASELINE ENERGY SERVICES | -89.21 | 0.031093200 | -2.77 |
| CONTRACT SUPERVISION | PACE OILFIELD SERVICES INC | -291.53 | 0.031093200 | -9.06 |
| CONTRACT SUPERVISION | PACE OILFIELD SERVICES INC | -291.53 | 0.031093200 | -9.06 |
| FUEL, POWER & ELECTRICAL | XCEL ENERGY | -252.48 | 0.031093200 | -7.85 |
| FUEL, POWER & ELECTRICAL | PILOT THOMAS LOGISTICS LL | -49.44 | 0.031093200 | -1.54 |
| FUEL, POWER & ELECTRICAL | PILOT THOMAS LOGISTICS LL | -23.43 | 0.031093200 | -0.73 |
| LEASE MAINTENANCE | T&J VALVE | -2,104.30 | 0.031093200 | -65.43 |
| LEASE MAINTENANCE | T&J VALVE | -2,064.17 | 0.031093200 | -64.18 |
| LEASE MAINTENANCE | SUNDANCE SERVICES INC | -7.46 | 0.031093200 | -0.23 |
| LEASE MAINTENANCE | SUNDANCE SERVICES INC | -18.17 | 0.031093200 | -0.56 |
| LEASE MAINTENANCE | AMERICAN MILLENNIUM COR | -25.70 | 0.031093200 | -0.80 |

04-01-2020

089

MEWBOURNE OIL COMPANY

Page 34

TOM M RAGSDALE
400 N SAM HOUSTON PARKWAY EAST
SUITE 601
HOUSTON, TX 77060

INVOICE NO.: 202003-15084

INVOICE DATE: 3-31-2020

OWNER: 035904-1

BILLING FOR: March 2020

| REFERENCE/DESCRIPTION OF CHARGES | | GROSS CHARGES | WORKING INTEREST | NET CHARGE |
|----------------------------------|----------------------------|------------------|---------------------|---------------|
| LEASE MAINTENANCE | K&S OILFIELD SUPPLIES LLC | -16.24 | 0.031093200 | -0.50 |
| LEASE MAINTENANCE | INGRAM PROFESSIONAL SERV | -188.26 | 0.031093200 | -5.85 |
| LEASE MAINTENANCE | IMPERATIVE CHEMICAL PART | -54.29 | 0.031093200 | -1.69 |
| LEASE MAINTENANCE | TANKLOGIX LLC | -1,563.19 | 0.031093200 | -48.60 |
| LEASE MAINTENANCE | TANKLOGIX LLC | -159.15 | 0.031093200 | -4.95 |
| LEASE MAINTENANCE | MEWBOURNE OIL COMPANY | -187.50 | 0.031093200 | -5.83 |
| MISCELLANEOUS EQUIPMENT RENTAL | MEWBOURNE OIL COMPANY | -271.38 | 0.031093200 | -8.44 |
| PUMPING | MEWBOURNE OIL COMPANY | -800.00 | 0.031093200 | -24.87 |
| PUMPING | MEWBOURNE OIL COMPANY | -600.00 | 0.031093200 | -18.66 |
| SALT WATER DISPOSAL | NGL WATER SOLUTIONS PERM | -7,492.62 | 0.031093200 | -232.97 |
| SALT WATER DISPOSAL | LIMESTONE BASIN PROPERTIE | -307.91 | 0.031093200 | -9.57 |
| TREATING,DEHYDRATION,METERING | MEWBOURNE OIL COMPANY-I | -300.00 | 0.031093200 | -9.33 |
| TREATING,DEHYDRATION,METERING | PRO-KEM INC | -294.94 | 0.031093200 | -9.17 |
| OVERHEAD-FIXED RATE | MEWBOURNE OIL COMPANY | -837.60 | 0.031100000 | -26.04 |
| OVERHEAD-FIXED RATE | MEWBOURNE OIL COMPANY | 837.60 | 0.032200000 | 27.01 |
| CHEMICALS-WATER TREATING | IMPERATIVE CHEMICAL PART | 130.85 | 0.032250710 | 4.22 |
| COMPRESSOR MAINTENANCE | G&A FABRICATION LLC | 184.67 | 0.032250710 | 5.95 |
| COMPRESSOR RENTAL/SERVICES | NATURAL GAS SERVICES GRO | 4,199.74 | 0.032250710 | 135.44 |
| COMPRESSOR RENTAL/SERVICES | BASELINE ENERGY SERVICES | 78.87 | 0.032250710 | 2.54 |
| COMPRESSOR RENTAL/SERVICES | BASELINE ENERGY SERVICES | 46.16 | 0.032250710 | 1.49 |
| COMPRESSOR RENTAL/SERVICES | BASELINE ENERGY SERVICES | 89.21 | 0.032250710 | 2.87 |
| CONTRACT SUPERVISION | PACE OILFIELD SERVICES INC | 291.53 | 0.032250710 | 9.40 |
| CONTRACT SUPERVISION | PACE OILFIELD SERVICES INC | 291.53 | 0.032250710 | 9.40 |
| FUEL, POWER & ELECTRICAL | XCEL ENERGY | 252.48 | 0.032250710 | 8.14 |
| FUEL, POWER & ELECTRICAL | PILOT THOMAS LOGISTICS LL | 49.44 | 0.032250710 | 1.60 |
| FUEL, POWER & ELECTRICAL | PILOT THOMAS LOGISTICS LL | 23.43 | 0.032250710 | 0.76 |
| LEASE MAINTENANCE | T&J VALVE | 2,104.30 | 0.032250710 | 67.87 |
| LEASE MAINTENANCE | T&J VALVE | 2,064.17 | 0.032250710 | 66.57 |
| LEASE MAINTENANCE | SUNDANCE SERVICES INC | 7.46 | 0.032250710 | 0.24 |
| LEASE MAINTENANCE | SUNDANCE SERVICES INC | 18.17 | 0.032250710 | 0.58 |
| LEASE MAINTENANCE | AMERICAN MILLENNIUM COR | 25.70 | 0.032250710 | 0.83 |
| LEASE MAINTENANCE | K&S OILFIELD SUPPLIES LLC | 16.24 | 0.032250710 | 0.52 |
| LEASE MAINTENANCE | INGRAM PROFESSIONAL SERV | 188.26 | 0.032250710 | 6.07 |
| LEASE MAINTENANCE | IMPERATIVE CHEMICAL PART | 54.29 | 0.032250710 | 1.75 |
| LEASE MAINTENANCE | TANKLOGIX LLC | 1,563.19 | 0.032250710 | 50.41 |
| LEASE MAINTENANCE | TANKLOGIX LLC | 159.15 | 0.032250710 | 5.13 |
| LEASE MAINTENANCE | MEWBOURNE OIL COMPANY | 187.50 | 0.032250710 | 6.05 |
| MISCELLANEOUS EQUIPMENT RENTAL | MEWBOURNE OIL COMPANY | 271.38 | 0.032250710 | 8.75 |
| PUMPING | MEWBOURNE OIL COMPANY | 800.00 | 0.032250710 | 25.80 |
| PUMPING | MEWBOURNE OIL COMPANY | 600.00 | 0.032250710 | 19.35 |
| SALT WATER DISPOSAL | NGL WATER SOLUTIONS PERM | 7,492.62 | 0.032250710 | 241.64 |
| SALT WATER DISPOSAL | LIMESTONE BASIN PROPERTIE | 307.91 | 0.032250710 | 9.93 |

04-01-2020

090

MEWBOURNE OIL COMPANY

Page 35

TOM M RAGSDALE
400 N SAM HOUSTON PARKWAY EAST
SUITE 601
HOUSTON, TX 77060

INVOICE NO.: 202003-15084

INVOICE DATE: 3-31-2020

OWNER: 035904-1

BILLING FOR: March 2020

| REFERENCE/DESCRIPTION OF CHARGES | | GROSS CHARGES | WORKING INTEREST | NET CHARGE |
|------------------------------------|----------------------------|------------------|---------------------|---------------|
| TREATING,DEHYDRATION,METERING | MEWBOURNE OIL COMPANY-I | 300.00 | 0.032250710 | 9.68 |
| TREATING,DEHYDRATION,METERING | PRO-KEM INC | 294.94 | 0.032250710 | 9.51 |
| Total Lease Operating Expense Cost | | 0.00 | | 26.54 |
| <u>Lease Operating Expense</u> | | | | |
| CHEMICALS-WATER TREATING | IMPERATIVE CHEMICAL PART | -83.27 | 0.031093200 | -2.59 |
| CHEMICALS-WATER TREATING | IMPERATIVE CHEMICAL PART | -238.20 | 0.031093200 | -7.41 |
| CHEMICALS-WATER TREATING | IMPERATIVE CHEMICAL PART | -226.01 | 0.031093200 | -7.03 |
| COMPRESSOR MAINTENANCE | G&A FABRICATION LLC | -164.74 | 0.031093200 | -5.12 |
| COMPRESSOR RENTAL/SERVICES | NATURAL GAS SERVICES GRO | -4,199.74 | 0.031093200 | -130.58 |
| COMPRESSOR RENTAL/SERVICES | BASELINE ENERGY SERVICES | -43.50 | 0.031093200 | -1.35 |
| COMPRESSOR RENTAL/SERVICES | GRAVITY OILFIELD SERVICES | -43.23 | 0.031093200 | -1.34 |
| COMPRESSOR RENTAL/SERVICES | GRAVITY OILFIELD SERVICES | -464.73 | 0.031093200 | -14.45 |
| COMPRESSOR RENTAL/SERVICES | GRAVITY OILFIELD SERVICES | -480.22 | 0.031093200 | -14.93 |
| CONTRACT SUPERVISION | PACE OILFIELD SERVICES INC | -27.70 | 0.031093200 | -0.86 |
| CONTRACT SUPERVISION | PACE OILFIELD SERVICES INC | -291.53 | 0.031093200 | -9.06 |
| CONTRACT SUPERVISION | PACE OILFIELD SERVICES INC | -291.53 | 0.031093200 | -9.06 |
| CONTRACT SUPERVISION | PACE OILFIELD SERVICES INC | -291.53 | 0.031093200 | -9.06 |
| CONTRACT SUPERVISION | PACE OILFIELD SERVICES INC | -291.53 | 0.031093200 | -9.06 |
| CONTRACT SUPERVISION | PACE OILFIELD SERVICES INC | -291.53 | 0.031093200 | -9.06 |
| CONTRACT SUPERVISION | PACE OILFIELD SERVICES INC | -291.53 | 0.031093200 | -9.06 |
| FUEL, POWER & ELECTRICAL | XCEL ENERGY | -328.53 | 0.031093200 | -10.21 |
| FUEL, POWER & ELECTRICAL | PILOT THOMAS LOGISTICS LL | -78.41 | 0.031093200 | -2.44 |
| FUEL, POWER & ELECTRICAL | PILOT THOMAS LOGISTICS LL | -93.53 | 0.031093200 | -2.91 |
| FUEL, POWER & ELECTRICAL | PILOT THOMAS LOGISTICS LL | -50.86 | 0.031093200 | -1.58 |
| FUEL, POWER & ELECTRICAL | PILOT THOMAS LOGISTICS LL | -21.05 | 0.031093200 | -0.66 |
| FUEL, POWER & ELECTRICAL | PILOT THOMAS LOGISTICS LL | -49.39 | 0.031093200 | -1.53 |
| FUEL, POWER & ELECTRICAL | PILOT THOMAS LOGISTICS LL | -15.64 | 0.031093200 | -0.49 |
| FUEL, POWER & ELECTRICAL | PILOT THOMAS LOGISTICS LL | -12.99 | 0.031093200 | -0.40 |
| FUEL, POWER & ELECTRICAL | PILOT THOMAS LOGISTICS LL | -17.28 | 0.031093200 | -0.54 |
| FUEL, POWER & ELECTRICAL | PILOT THOMAS LOGISTICS LL | -35.72 | 0.031093200 | -1.11 |
| FUEL, POWER & ELECTRICAL | PILOT THOMAS LOGISTICS LL | -89.58 | 0.031093200 | -2.78 |
| FUEL, POWER & ELECTRICAL | PILOT THOMAS LOGISTICS LL | -67.11 | 0.031093200 | -2.09 |
| FUEL, POWER & ELECTRICAL | PILOT THOMAS LOGISTICS LL | -48.30 | 0.031093200 | -1.50 |
| FUEL, POWER & ELECTRICAL | PILOT THOMAS LOGISTICS LL | -71.42 | 0.031093200 | -2.22 |
| FUEL, POWER & ELECTRICAL | PILOT THOMAS LOGISTICS LL | -56.71 | 0.031093200 | -1.76 |
| LEASE MAINTENANCE | T&J VALVE | -706.46 | 0.031093200 | -21.97 |
| LEASE MAINTENANCE | AMERICAN MILLENNIUM COR | -25.70 | 0.031093200 | -0.80 |
| LEASE MAINTENANCE | K&S OILFIELD SUPPLIES LLC | -56.74 | 0.031093200 | -1.76 |
| LEASE MAINTENANCE | K&S OILFIELD SUPPLIES LLC | -31.19 | 0.031093200 | -0.97 |
| LEASE MAINTENANCE | GUNS UP SERVICES | -45.99 | 0.031093200 | -1.43 |

04-01-2020

091

MEWBOURNE OIL COMPANY

Page 36

TOM M RAGSDALE
400 N SAM HOUSTON PARKWAY EAST
SUITE 601
HOUSTON, TX 77060

INVOICE NO.: 202003-15084

INVOICE DATE: 3-31-2020

OWNER: 035904-1

BILLING FOR: March 2020

| REFERENCE/DESCRIPTION OF CHARGES | | GROSS CHARGES | WORKING INTEREST | NET CHARGE |
|----------------------------------|-----------------------------|------------------|---------------------|---------------|
| LEASE MAINTENANCE | GUNS UP SERVICES | -214.62 | 0.031093200 | -6.67 |
| LEASE MAINTENANCE | TURNCO ENTERPRISES LLC | -51.80 | 0.031093200 | -1.61 |
| LEASE MAINTENANCE | TURNCO ENTERPRISES LLC | -190.00 | 0.031093200 | -5.91 |
| LEASE MAINTENANCE | TURNCO ENTERPRISES LLC | -95.00 | 0.031093200 | -2.95 |
| LEASE MAINTENANCE | B & B WELDING INC | -553.13 | 0.031093200 | -17.20 |
| LEASE MAINTENANCE | AY TRUCKING INC | -216.82 | 0.031093200 | -6.74 |
| LEASE MAINTENANCE | MEWBOURNE OIL COMPANY | -247.50 | 0.031093200 | -7.70 |
| MISCELLANEOUS EQUIPMENT RENTAL | MEWBOURNE OIL COMPANY | -260.40 | 0.031093200 | -8.10 |
| MISCELLANEOUS EQUIPMENT RENTAL | D&H TRUCKING | -3,462.82 | 0.031093200 | -107.67 |
| PUMPING | MEWBOURNE OIL COMPANY | -850.00 | 0.031093200 | -26.43 |
| PUMPING | MEWBOURNE OIL COMPANY | -637.50 | 0.031093200 | -19.82 |
| SALT WATER DISPOSAL | OWL SWD OPERATING LLC | -4,677.62 | 0.031093200 | -145.44 |
| SALT WATER DISPOSAL | OWL SWD OPERATING LLC | -4,673.82 | 0.031093200 | -145.32 |
| SALT WATER DISPOSAL | NGL WATER SOLUTIONS PERM | -3,185.30 | 0.031093200 | -99.04 |
| SALT WATER DISPOSAL | NGL WATER SOLUTIONS PERM | -5,270.91 | 0.031093200 | -163.89 |
| SALT WATER DISPOSAL | LIMESTONE BASIN PROPERTIE | -307.66 | 0.031093200 | -9.57 |
| SALT WATER DISPOSAL | RAZ OIL AND GAS | -89.15 | 0.031093200 | -2.77 |
| SITE RESTORATION & EXCAVATION | TRINITY OILFIELD SERVICES & | -45.06 | 0.031093200 | -1.40 |
| OVERHEAD-FIXED RATE | MEWBOURNE OIL COMPANY | -837.60 | 0.031100000 | -26.04 |
| OVERHEAD-FIXED RATE | MEWBOURNE OIL COMPANY | 837.60 | 0.032200000 | 27.01 |
| CHEMICALS-WATER TREATING | IMPERATIVE CHEMICAL PART | 83.27 | 0.032250710 | 2.69 |
| CHEMICALS-WATER TREATING | IMPERATIVE CHEMICAL PART | 238.20 | 0.032250710 | 7.69 |
| CHEMICALS-WATER TREATING | IMPERATIVE CHEMICAL PART | 226.01 | 0.032250710 | 7.29 |
| COMPRESSOR MAINTENANCE | G&A FABRICATION LLC | 164.74 | 0.032250710 | 5.31 |
| COMPRESSOR RENTAL/SERVICES | NATURAL GAS SERVICES GRO | 4,199.74 | 0.032250710 | 135.44 |
| COMPRESSOR RENTAL/SERVICES | BASELINE ENERGY SERVICES | 43.50 | 0.032250710 | 1.40 |
| COMPRESSOR RENTAL/SERVICES | GRAVITY OILFIELD SERVICES | 43.23 | 0.032250710 | 1.39 |
| COMPRESSOR RENTAL/SERVICES | GRAVITY OILFIELD SERVICES | 464.73 | 0.032250710 | 14.99 |
| COMPRESSOR RENTAL/SERVICES | GRAVITY OILFIELD SERVICES | 480.22 | 0.032250710 | 15.49 |
| CONTRACT SUPERVISION | PACE OILFIELD SERVICES INC | 27.70 | 0.032250710 | 0.89 |
| CONTRACT SUPERVISION | PACE OILFIELD SERVICES INC | 291.53 | 0.032250710 | 9.40 |
| CONTRACT SUPERVISION | PACE OILFIELD SERVICES INC | 291.53 | 0.032250710 | 9.40 |
| CONTRACT SUPERVISION | PACE OILFIELD SERVICES INC | 291.53 | 0.032250710 | 9.40 |
| CONTRACT SUPERVISION | PACE OILFIELD SERVICES INC | 291.53 | 0.032250710 | 9.40 |
| CONTRACT SUPERVISION | PACE OILFIELD SERVICES INC | 291.53 | 0.032250710 | 9.40 |
| CONTRACT SUPERVISION | PACE OILFIELD SERVICES INC | 291.53 | 0.032250710 | 9.40 |
| CONTRACT SUPERVISION | PACE OILFIELD SERVICES INC | 291.53 | 0.032250710 | 9.40 |
| FUEL, POWER & ELECTRICAL | XCEL ENERGY | 328.53 | 0.032250710 | 10.59 |
| FUEL, POWER & ELECTRICAL | PILOT THOMAS LOGISTICS LL | 78.41 | 0.032250710 | 2.53 |
| FUEL, POWER & ELECTRICAL | PILOT THOMAS LOGISTICS LL | 93.53 | 0.032250710 | 3.02 |
| FUEL, POWER & ELECTRICAL | PILOT THOMAS LOGISTICS LL | 50.86 | 0.032250710 | 1.64 |
| FUEL, POWER & ELECTRICAL | PILOT THOMAS LOGISTICS LL | 21.05 | 0.032250710 | 0.68 |

04-01-2020

092

MEWBOURNE OIL COMPANY

Page 37

TOM M RAGSDALE
400 N SAM HOUSTON PARKWAY EAST
SUITE 601
HOUSTON, TX 77060

INVOICE NO.: 202003-15084

INVOICE DATE: 3-31-2020

OWNER: 035904-1

BILLING FOR: March 2020

| REFERENCE/DESCRIPTION OF CHARGES | | GROSS CHARGES | WORKING INTEREST | NET CHARGE |
|------------------------------------|-----------------------------|------------------|---------------------|---------------|
| FUEL, POWER & ELECTRICAL | PILOT THOMAS LOGISTICS LL | 49.39 | 0.032250710 | 1.59 |
| FUEL, POWER & ELECTRICAL | PILOT THOMAS LOGISTICS LL | 15.64 | 0.032250710 | 0.51 |
| FUEL, POWER & ELECTRICAL | PILOT THOMAS LOGISTICS LL | 12.99 | 0.032250710 | 0.42 |
| FUEL, POWER & ELECTRICAL | PILOT THOMAS LOGISTICS LL | 17.28 | 0.032250710 | 0.56 |
| FUEL, POWER & ELECTRICAL | PILOT THOMAS LOGISTICS LL | 35.72 | 0.032250710 | 1.15 |
| FUEL, POWER & ELECTRICAL | PILOT THOMAS LOGISTICS LL | 89.58 | 0.032250710 | 2.88 |
| FUEL, POWER & ELECTRICAL | PILOT THOMAS LOGISTICS LL | 67.11 | 0.032250710 | 2.17 |
| FUEL, POWER & ELECTRICAL | PILOT THOMAS LOGISTICS LL | 48.30 | 0.032250710 | 1.56 |
| FUEL, POWER & ELECTRICAL | PILOT THOMAS LOGISTICS LL | 71.42 | 0.032250710 | 2.30 |
| FUEL, POWER & ELECTRICAL | PILOT THOMAS LOGISTICS LL | 56.71 | 0.032250710 | 1.83 |
| LEASE MAINTENANCE | T&J VALVE | 706.46 | 0.032250710 | 22.79 |
| LEASE MAINTENANCE | AMERICAN MILLENNIUM COR | 25.70 | 0.032250710 | 0.83 |
| LEASE MAINTENANCE | K&S OILFIELD SUPPLIES LLC | 56.74 | 0.032250710 | 1.83 |
| LEASE MAINTENANCE | K&S OILFIELD SUPPLIES LLC | 31.19 | 0.032250710 | 1.01 |
| LEASE MAINTENANCE | GUNS UP SERVICES | 45.99 | 0.032250710 | 1.48 |
| LEASE MAINTENANCE | GUNS UP SERVICES | 214.62 | 0.032250710 | 6.92 |
| LEASE MAINTENANCE | TURNCO ENTERPRISES LLC | 51.80 | 0.032250710 | 1.67 |
| LEASE MAINTENANCE | TURNCO ENTERPRISES LLC | 190.00 | 0.032250710 | 6.13 |
| LEASE MAINTENANCE | TURNCO ENTERPRISES LLC | 95.00 | 0.032250710 | 3.06 |
| LEASE MAINTENANCE | B & B WELDING INC | 553.13 | 0.032250710 | 17.84 |
| LEASE MAINTENANCE | AY TRUCKING INC | 216.82 | 0.032250710 | 6.99 |
| LEASE MAINTENANCE | MEWBOURNE OIL COMPANY | 247.50 | 0.032250710 | 7.99 |
| MISCELLANEOUS EQUIPMENT RENTAL | MEWBOURNE OIL COMPANY | 260.40 | 0.032250710 | 8.40 |
| MISCELLANEOUS EQUIPMENT RENTAL | D&H TRUCKING | 3,462.82 | 0.032250710 | 111.68 |
| PUMPING | MEWBOURNE OIL COMPANY | 850.00 | 0.032250710 | 27.41 |
| PUMPING | MEWBOURNE OIL COMPANY | 637.50 | 0.032250710 | 20.56 |
| SALT WATER DISPOSAL | OWL SWD OPERATING LLC | 4,677.62 | 0.032250710 | 150.85 |
| SALT WATER DISPOSAL | OWL SWD OPERATING LLC | 4,673.82 | 0.032250710 | 150.73 |
| SALT WATER DISPOSAL | NGL WATER SOLUTIONS PERM | 3,185.30 | 0.032250710 | 102.73 |
| SALT WATER DISPOSAL | NGL WATER SOLUTIONS PERM | 5,270.91 | 0.032250710 | 169.99 |
| SALT WATER DISPOSAL | LIMESTONE BASIN PROPERTIE | 307.66 | 0.032250710 | 9.93 |
| SALT WATER DISPOSAL | RAZ OIL AND GAS | 89.15 | 0.032250710 | 2.87 |
| SITE RESTORATION & EXCAVATION | TRINITY OILFIELD SERVICES & | 45.06 | 0.032250710 | 1.45 |
| Total Lease Operating Expense Cost | | 0.00 | | 41.46 |
| <u>Lease Operating Expense</u> | | | | |
| CHEMICALS-PARAFFIN CONTROL | IMPERATIVE CHEMICAL PART | 464.50 | 0.032250710 | 14.98 |
| COMPANY SUPERVISION | MEWBOURNE OIL COMPANY | 1,250.00 | 0.032250710 | 40.31 |
| COMPANY SUPERVISION | MEWBOURNE OIL COMPANY | 1,250.00 | 0.032250710 | 40.31 |
| COMPANY SUPERVISION | MEWBOURNE OIL COMPANY | 312.50 | 0.032250710 | 10.08 |
| COMPANY SUPERVISION | MEWBOURNE OIL COMPANY | 412.50 | 0.032250710 | 13.30 |
| COMPRESSOR RENTAL/SERVICES | NATURAL GAS SERVICES GRO | 4,199.74 | 0.032250710 | 135.44 |

04-01-2020

093

MEWBOURNE OIL COMPANY

Page 38

TOM M RAGSDALE
400 N SAM HOUSTON PARKWAY EAST
SUITE 601
HOUSTON, TX 77060

INVOICE NO.: 202003-15084

INVOICE DATE: 3-31-2020

OWNER: 035904-1

BILLING FOR: March 2020

| REFERENCE/DESCRIPTION OF CHARGES | | GROSS CHARGES | WORKING INTEREST | NET CHARGE |
|----------------------------------|-----------------------------|------------------|---------------------|---------------|
| COMPRESSOR RENTAL/SERVICES | R360 ENVIRONMENTAL SOLUT | 372.20 | 0.032250710 | 12.00 |
| COMPRESSOR RENTAL/SERVICES | BASELINE ENERGY SERVICES | 57.47 | 0.032250710 | 1.85 |
| CONTRACT SUPERVISION | PACE OILFIELD SERVICES INC | 291.53 | 0.032250710 | 9.40 |
| CONTRACT SUPERVISION | PACE OILFIELD SERVICES INC | 291.53 | 0.032250710 | 9.40 |
| CONTRACT SUPERVISION | PACE OILFIELD SERVICES INC | 291.53 | 0.032250710 | 9.40 |
| CONTRACT SUPERVISION | PACE OILFIELD SERVICES INC | 187.29 | 0.032250710 | 6.04 |
| CONTRACT SUPERVISION | PACE OILFIELD SERVICES INC | 160.54 | 0.032250710 | 5.18 |
| CONTRACT SUPERVISION | PACE OILFIELD SERVICES INC | 291.53 | 0.032250710 | 9.40 |
| CONTRACT SUPERVISION | PACE OILFIELD SERVICES INC | 269.84 | 0.032250710 | 8.70 |
| CONTRACT SUPERVISION | PACE OILFIELD SERVICES INC | 235.48 | 0.032250710 | 7.59 |
| CONTRACT SUPERVISION | PACE OILFIELD SERVICES INC | 43.43 | 0.032250710 | 1.40 |
| CONTRACT SUPERVISION | PACE OILFIELD SERVICES INC | 38.49 | 0.032250710 | 1.24 |
| CONTRACT SUPERVISION | PACE OILFIELD SERVICES INC | 36.80 | 0.032250710 | 1.19 |
| CONTRACT SUPERVISION | PACE OILFIELD SERVICES INC | 348.61 | 0.032250710 | 11.24 |
| FUEL, POWER & ELECTRICAL | XCEL ENERGY | 528.88 | 0.032250710 | 17.06 |
| FUEL, POWER & ELECTRICAL | XCEL ENERGY | 402.78 | 0.032250710 | 12.99 |
| FUEL, POWER & ELECTRICAL | PILOT THOMAS LOGISTICS LL | 40.35 | 0.032250710 | 1.30 |
| FUEL, POWER & ELECTRICAL | PILOT THOMAS LOGISTICS LL | 37.40 | 0.032250710 | 1.21 |
| FUEL, POWER & ELECTRICAL | PILOT THOMAS LOGISTICS LL | 120.64 | 0.032250710 | 3.89 |
| FUEL, POWER & ELECTRICAL | PILOT THOMAS LOGISTICS LL | 36.46 | 0.032250710 | 1.18 |
| LEASE MAINTENANCE | BAKER HUGHES OILFIELD | 571.91 | 0.032250710 | 18.45 |
| LEASE MAINTENANCE | GARNER PUMP & SUPPLY INC | 414.86 | 0.032250710 | 13.38 |
| LEASE MAINTENANCE | AMERICAN MILLENNIUM COR | 25.70 | 0.032250710 | 0.83 |
| LEASE MAINTENANCE | 7B ROUSTABOUT LLC | 1,105.00 | 0.032250710 | 35.64 |
| LEASE MAINTENANCE | 7B ROUSTABOUT LLC | 195.00 | 0.032250710 | 6.29 |
| LEASE MAINTENANCE | K&S OILFIELD SUPPLIES LLC | 64.81 | 0.032250710 | 2.09 |
| LEASE MAINTENANCE | TURNCO ENTERPRISES LLC | 142.50 | 0.032250710 | 4.60 |
| LEASE MAINTENANCE | TURNCO ENTERPRISES LLC | 66.50 | 0.032250710 | 2.14 |
| LEASE MAINTENANCE | INGRAM PROFESSIONAL SERV | 413.24 | 0.032250710 | 13.33 |
| LEASE MAINTENANCE | TRINITY OILFIELD SERVICES & | 237.38 | 0.032250710 | 7.66 |
| LEASE MAINTENANCE | EP&S LLC | 6.10 | 0.032250710 | 0.20 |
| LEASE MAINTENANCE | EP&S LLC | 37.27 | 0.032250710 | 1.20 |
| LEASE MAINTENANCE | MEWBOURNE OIL COMPANY | 255.75 | 0.032250710 | 8.25 |
| LEASE MAINTENANCE | MEWBOURNE OIL COMPANY | 255.75 | 0.032250710 | 8.25 |
| LEASE MAINTENANCE | MEWBOURNE OIL COMPANY | 193.75 | 0.032250710 | 6.25 |
| MISCELLANEOUS EQUIPMENT RENTAL | MEWBOURNE OIL COMPANY | 243.60 | 0.032250710 | 7.86 |
| MISCELLANEOUS EQUIPMENT RENTAL | TRINITY OILFIELD SERVICES & | 242.96 | 0.032250710 | 7.84 |
| MISCELLANEOUS EQUIPMENT RENTAL | TRINITY OILFIELD SERVICES & | 64.93 | 0.032250710 | 2.09 |
| OVERHEAD-FIXED RATE | MEWBOURNE OIL COMPANY | 837.60 | 0.032250710 | 27.01 |
| PUMPING | MEWBOURNE OIL COMPANY | 875.00 | 0.032250710 | 28.22 |
| PUMPING | MEWBOURNE OIL COMPANY | 656.25 | 0.032250710 | 21.16 |
| SALT WATER DISPOSAL | OWL SWD OPERATING LLC | 3,124.23 | 0.032250710 | 100.76 |

04-01-2020

094

MEWBOURNE OIL COMPANY

Page 39

TOM M RAGSDALE
400 N SAM HOUSTON PARKWAY EAST
SUITE 601
HOUSTON, TX 77060

INVOICE NO.: 202003-15084

INVOICE DATE: 3-31-2020

OWNER: 035904-1

BILLING FOR: March 2020

| REFERENCE/DESCRIPTION OF CHARGES | | GROSS CHARGES | WORKING INTEREST | NET CHARGE |
|--|---------------------------|--------------------|---------------------|---------------|
| SALT WATER DISPOSAL | OWL SWD OPERATING LLC | 2,378.31 | 0.032250710 | 76.70 |
| SALT WATER DISPOSAL | NGL WATER SOLUTIONS PERM | 1,526.78 | 0.032250710 | 49.24 |
| SALT WATER DISPOSAL | LIMESTONE BASIN PROPERTIE | 156.55 | 0.032250710 | 5.05 |
| SITE RESTORATION & EXCAVATION | R360 ENVIRONMENTAL SOLUT | 54.60 | 0.032250710 | 1.76 |
| SITE RESTORATION & EXCAVATION | HALL ENVIRONMENTAL ANAI | 19.83 | 0.032250710 | 0.64 |
| TREATING,DEHYDRATION,METERING | PRO-KEM INC | 294.94 | 0.032250710 | 9.51 |
| Total Lease Operating Expense Cost | | 26,433.12 | | 852.48 |
| 62776000-30 SUBTOTAL | | -484,721.70 | -14,135.37 | |
| PROPERTY: 62776000 62776000-9,110 IBEX 10 B3OB FED COM 1H | | | | |
| <u>Intangible Well Cost</u> | | | | |
| BITS | BAKER HUGHES OILFIELD | -10,306.72 | 0.029667450 | -305.77 |
| BITS | BAKER HUGHES OILFIELD | -10,275.96 | 0.029667450 | -304.86 |
| BITS | NATIONAL OILWELL DHT LP | -12,038.41 | 0.029667450 | -357.15 |
| BITS | SMITH INTERNATIONAL INC | -16,174.16 | 0.029667450 | -479.85 |
| BITS | ULTERRA DRILLING | -9,349.41 | 0.029667450 | -277.37 |
| BITS | ULTERRA DRILLING | -8,520.18 | 0.029667450 | -252.77 |
| CASING, TUBING, SNUBBING SERV | BUTCH'S RAT HOLE & ANCHOI | -3,850.76 | 0.029667450 | -114.24 |
| CASING, TUBING, SNUBBING SERV | BUTCH'S RAT HOLE & ANCHOI | -4,916.31 | 0.029667450 | -145.85 |
| CASING, TUBING, SNUBBING SERV | BUTCH'S RAT HOLE & ANCHOI | -12,423.39 | 0.029667450 | -368.57 |
| CEMENTING | WEATHERFORD US LP | -5,671.41 | 0.029667450 | -168.26 |
| CEMENTING | WEATHERFORD US LP | 516.60 | 0.029667450 | 15.32 |
| CEMENTING | BJ SERVICES LLC | -29,276.34 | 0.029667450 | -868.55 |
| CEMENTING | BJ SERVICES LLC | -24,839.95 | 0.029667450 | -736.94 |
| CEMENTING | BJ SERVICES LLC | -25,422.86 | 0.029667450 | -754.23 |
| COMPANY SUPERVISION | GSM OILFIELD SERVICES INC | -11,038.13 | 0.029667450 | -327.47 |
| COMPANY SUPERVISION | GSM OILFIELD SERVICES INC | -12,960.00 | 0.029667450 | -384.49 |
| COMPANY SUPERVISION | MEWBOURNE OIL COMPANY | -600.00 | 0.029667450 | -17.80 |
| COMPANY SUPERVISION | MEWBOURNE OIL COMPANY | -2,625.00 | 0.029667450 | -77.88 |
| COMPANY SUPERVISION | MEWBOURNE OIL COMPANY | -881.25 | 0.029667450 | -26.14 |
| COMPANY SUPERVISION | MEWBOURNE OIL COMPANY | -2,937.50 | 0.029667450 | -87.15 |
| COMPANY SUPERVISION | MEWBOURNE OIL COMPANY | -575.00 | 0.029667450 | -17.06 |
| COMPANY SUPERVISION | MEWBOURNE OIL COMPANY | -1,175.00 | 0.029667450 | -34.86 |
| COMPANY SUPERVISION | MEWBOURNE OIL COMPANY | -799.00 | 0.029667450 | -23.70 |
| COMPANY SUPERVISION | MEWBOURNE OIL COMPANY | -881.25 | 0.029667450 | -26.14 |
| COMPANY SUPERVISION | MEWBOURNE OIL COMPANY | -2,325.00 | 0.029667450 | -68.98 |
| COMPANY SUPERVISION | MEWBOURNE OIL COMPANY | -368.75 | 0.029667450 | -10.94 |
| COMPANY SUPERVISION | MEWBOURNE OIL COMPANY | -399.50 | 0.029667450 | -11.85 |
| COMPANY SUPERVISION | MEWBOURNE OIL COMPANY | -1,175.00 | 0.029667450 | -34.86 |
| COMPANY SUPERVISION | MEWBOURNE OIL COMPANY | -15,451.25 | 0.029667450 | -458.40 |
| COMPANY SUPERVISION | MEWBOURNE OIL COMPANY | -1,100.00 | 0.029667450 | -32.63 |
| COMPANY SUPERVISION | MEWBOURNE OIL COMPANY | -1,100.00 | 0.029667450 | -32.63 |

04-01-2020

095

MEWBOURNE OIL COMPANY

Page 40

TOM M RAGSDALE
400 N SAM HOUSTON PARKWAY EAST
SUITE 601
HOUSTON, TX 77060

INVOICE NO.: 202003-15084

INVOICE DATE: 3-31-2020

OWNER: 035904-1

BILLING FOR: March 2020

| REFERENCE/DESCRIPTION OF CHARGES | | GROSS CHARGES | WORKING INTEREST | NET CHARGE |
|----------------------------------|---------------------------|------------------|---------------------|---------------|
| COMPANY SUPERVISION | MEWBOURNE OIL COMPANY | -550.00 | 0.029667450 | -16.32 |
| COMPANY SUPERVISION | MEWBOURNE OIL COMPANY | -562.50 | 0.029667450 | -16.69 |
| COMPANY SUPERVISION | MEWBOURNE OIL COMPANY | -287.50 | 0.029667450 | -8.53 |
| COMPANY SUPERVISION | MEWBOURNE OIL COMPANY | -825.00 | 0.029667450 | -24.48 |
| COMPANY SUPERVISION | MEWBOURNE OIL COMPANY | -9,400.00 | 0.029667450 | -278.87 |
| COMPANY SUPERVISION | MEWBOURNE OIL COMPANY | -24,675.00 | 0.029667450 | -732.04 |
| COMPANY SUPERVISION | MEWBOURNE OIL COMPANY | -2,200.00 | 0.029667450 | -65.27 |
| COMPANY SUPERVISION | MEWBOURNE OIL COMPANY | -550.00 | 0.029667450 | -16.32 |
| COMPANY SUPERVISION | MEWBOURNE OIL COMPANY | -712.50 | 0.029667450 | -21.14 |
| COMPANY SUPERVISION | MEWBOURNE OIL COMPANY | -1,162.50 | 0.029667450 | -34.49 |
| COMPANY SUPERVISION | MEWBOURNE OIL COMPANY | -4,125.00 | 0.029667450 | -122.38 |
| COMPANY SUPERVISION | MEWBOURNE OIL COMPANY | -181.25 | 0.029667450 | -5.38 |
| COMPANY SUPERVISION | MEWBOURNE OIL COMPANY | -1,586.25 | 0.029667450 | -47.06 |
| COMPANY SUPERVISION | MEWBOURNE OIL COMPANY | -2,855.25 | 0.029667450 | -84.71 |
| COMPANY SUPERVISION | MEWBOURNE OIL COMPANY | -10,575.00 | 0.029667450 | -313.73 |
| COMPANY SUPERVISION | MEWBOURNE OIL COMPANY | -21,150.00 | 0.029667450 | -627.47 |
| CONTINGENCIES | DIVINE ENERGY SERVICES LL | -2,456.69 | 0.029667450 | -72.88 |
| CONTINGENCIES | RWLS LLC DBA RENEGADE SE | -32,895.05 | 0.029667450 | -975.91 |
| CONTINGENCIES | YELLOWJACKET OILFIELD SEI | -61,582.85 | 0.029667450 | -1,827.01 |
| CONTRACT SUPERVISION | GSM OILFIELD SERVICES INC | -9,720.00 | 0.029667450 | -288.37 |
| CONTRACT SUPERVISION | GSM OILFIELD SERVICES INC | -11,038.13 | 0.029667450 | -327.47 |
| CONTRACT SUPERVISION | GSM OILFIELD SERVICES INC | -3,677.40 | 0.029667450 | -109.10 |
| DAMAGES | LIMESTONE LIVESTOCK LLC | -10,035.95 | 0.029667450 | -297.74 |
| DAY WORK, FOOTAGE, TURNKEY | PATTERSON-UTI DRILLING CO | -63,300.00 | 0.029667450 | -1,877.95 |
| DAY WORK, FOOTAGE, TURNKEY | PATTERSON-UTI DRILLING CO | -61,102.09 | 0.029667450 | -1,812.74 |
| DAY WORK, FOOTAGE, TURNKEY | PATTERSON-UTI DRILLING CO | -510,959.27 | 0.029667450 | -15,158.86 |
| DIRECTIONAL SERVICES | BAKER HUGHES OILFIELD | -11,600.55 | 0.029667450 | -344.16 |
| DIRECTIONAL SERVICES | STRYKER ENERGY DIRECTION | -179,553.50 | 0.029667450 | -5,326.89 |
| DIRECTIONAL SERVICES | PHOENIX TECHNOLOGY SERV | -18,214.58 | 0.029667450 | -540.38 |
| EQUIPMENT RENTAL | MAN WELDING SERVICE | -5,802.50 | 0.029667450 | -172.15 |
| EQUIPMENT RENTAL | PATTERSON-UTI DRILLING CO | -4,220.00 | 0.029667450 | -125.20 |
| EQUIPMENT RENTAL | PATTERSON-UTI DRILLING CO | -3,165.00 | 0.029667450 | -93.90 |
| EQUIPMENT RENTAL | PATTERSON-UTI DRILLING CO | -27,430.00 | 0.029667450 | -813.78 |
| EQUIPMENT RENTAL | PASON SYSTEMS USA CORPOF | -22,706.76 | 0.029667450 | -673.65 |
| EQUIPMENT RENTAL | WEATHERFORD US LP | -1,615.54 | 0.029667450 | -47.93 |
| EQUIPMENT RENTAL | WEATHERFORD US LP | -2,493.01 | 0.029667450 | -73.96 |
| EQUIPMENT RENTAL | WEATHERFORD US LP | -28,145.16 | 0.029667450 | -835.00 |
| EQUIPMENT RENTAL | BAKER HUGHES OILFIELD | -22,654.44 | 0.029667450 | -672.10 |
| EQUIPMENT RENTAL | AMERICAN SAFETY SERVICES | -3,001.66 | 0.029667450 | -89.05 |
| EQUIPMENT RENTAL | NATIONAL OILWELL DHT LP | -25,482.60 | 0.029667450 | -756.00 |
| EQUIPMENT RENTAL | BLAIR TOOL LLC | -7,637.09 | 0.029667450 | -226.57 |
| EQUIPMENT RENTAL | CAMPBELL OILFIELD SERVICE | -53,613.75 | 0.029667450 | -1,590.58 |

04-01-2020

096

MEWBOURNE OIL COMPANY

Page 41

TOM M RAGSDALE
400 N SAM HOUSTON PARKWAY EAST
SUITE 601
HOUSTON, TX 77060

INVOICE NO.: 202003-15084

INVOICE DATE: 3-31-2020

OWNER: 035904-1

BILLING FOR: March 2020

| REFERENCE/DESCRIPTION OF CHARGES | | GROSS CHARGES | WORKING INTEREST | NET CHARGE |
|----------------------------------|-----------------------------|------------------|---------------------|---------------|
| EQUIPMENT RENTAL | LA ENTERPRISE SERVICES INC | -893.57 | 0.029667450 | -26.51 |
| EQUIPMENT RENTAL | LA ENTERPRISE SERVICES INC | -525.63 | 0.029667450 | -15.59 |
| EQUIPMENT RENTAL | LA ENTERPRISE SERVICES INC | -735.88 | 0.029667450 | -21.83 |
| EQUIPMENT RENTAL | LA ENTERPRISE SERVICES INC | -262.81 | 0.029667450 | -7.80 |
| EQUIPMENT RENTAL | LA ENTERPRISE SERVICES INC | -262.81 | 0.029667450 | -7.80 |
| EQUIPMENT RENTAL | LA ENTERPRISE SERVICES INC | -735.88 | 0.029667450 | -21.83 |
| EQUIPMENT RENTAL | LA ENTERPRISE SERVICES INC | -630.75 | 0.029667450 | -18.71 |
| EQUIPMENT RENTAL | LA ENTERPRISE SERVICES INC | -525.63 | 0.029667450 | -15.59 |
| EQUIPMENT RENTAL | LA ENTERPRISE SERVICES INC | -262.81 | 0.029667450 | -7.80 |
| EQUIPMENT RENTAL | LA ENTERPRISE SERVICES INC | -1,261.50 | 0.029667450 | -37.43 |
| EQUIPMENT RENTAL | OIL PATCH GROUP INC | -11,432.77 | 0.029667450 | -339.18 |
| EQUIPMENT RENTAL | OIL PATCH GROUP INC | -13,560.04 | 0.029667450 | -402.29 |
| EQUIPMENT RENTAL | AES LOGISTICS LLC | -1,000.00 | 0.029667450 | -29.67 |
| EQUIPMENT RENTAL | DRILLING TOOLS INTERNATIC | -8,297.05 | 0.029667450 | -246.15 |
| EQUIPMENT RENTAL | DRILLING TOOLS INTERNATIC | -1,067.50 | 0.029667450 | -31.67 |
| EQUIPMENT RENTAL | D WEBB INDUSTRIES LLC | -2,948.76 | 0.029667450 | -87.48 |
| EQUIPMENT RENTAL | GRAVITY OILFIELD SERVICES | -1,017.20 | 0.029667450 | -30.18 |
| EQUIPMENT RENTAL | GRAVITY OILFIELD SERVICES | -4,577.39 | 0.029667450 | -135.80 |
| FUEL | FRONK OIL COMPANY INC | -19,831.02 | 0.029667450 | -588.33 |
| FUEL | FRONK OIL COMPANY INC | -14,598.89 | 0.029667450 | -433.11 |
| FUEL | FRONK OIL COMPANY INC | -19,910.85 | 0.029667450 | -590.70 |
| FUEL | FRONK OIL COMPANY INC | -19,827.16 | 0.029667450 | -588.22 |
| FUEL | FRONK OIL COMPANY INC | -19,671.76 | 0.029667450 | -583.61 |
| FUEL | FRONK OIL COMPANY INC | -20,196.86 | 0.029667450 | -599.19 |
| INSPECTION & REPAIR SERVICES | CONNECTION INSPECTION SEI | -807.51 | 0.029667450 | -23.96 |
| INSPECTION & REPAIR SERVICES | CONNECTION INSPECTION SEI | -3,033.91 | 0.029667450 | -90.01 |
| INSPECTION & REPAIR SERVICES | CHARLIE'S FIELD SERVICE INC | -1,390.70 | 0.029667450 | -41.26 |
| INSPECTION & REPAIR SERVICES | CHARLIE'S FIELD SERVICE INC | -1,635.20 | 0.029667450 | -48.51 |
| INSPECTION & REPAIR SERVICES | CHARLIE'S FIELD SERVICE INC | -3,132.66 | 0.029667450 | -92.94 |
| INSPECTION & REPAIR SERVICES | CHARLIE'S FIELD SERVICE INC | -1,584.20 | 0.029667450 | -47.00 |
| INSPECTION & REPAIR SERVICES | BLAIR TOOL LLC | -929.27 | 0.029667450 | -27.57 |
| INSPECTION & REPAIR SERVICES | SMITH INTERNATIONAL INC | -18,518.18 | 0.029667450 | -549.39 |
| INSPECTION & REPAIR SERVICES | KNIGHT ENERGY HOLDINGS L | -10,579.63 | 0.029667450 | -313.87 |
| INSPECTION & REPAIR SERVICES | KNIGHT ENERGY HOLDINGS L | -18,288.98 | 0.029667450 | -542.59 |
| INTANGIBLE SUPPLIES | NOV TUBOSCOPE | -5,314.15 | 0.029667450 | -157.66 |
| INTANGIBLE SUPPLIES | NATIONAL OILWELL VARCO I | -3,931.68 | 0.029667450 | -116.64 |
| INTANGIBLE SUPPLIES | CONTINENTAL WIRE CLOTH L | -6,730.91 | 0.029667450 | -199.69 |
| INTANGIBLE SUPPLIES | CONTINENTAL WIRE CLOTH L | -1,856.80 | 0.029667450 | -55.09 |
| INTANGIBLE SUPPLIES | CONTINENTAL WIRE CLOTH L | -5,570.40 | 0.029667450 | -165.26 |
| LOCATION RESTORATION | SUNDANCE SERVICES INC | -64,961.62 | 0.029667450 | -1,927.24 |
| LOCATION RESTORATION | SUNDANCE SERVICES INC | -19,638.19 | 0.029667450 | -582.62 |
| LOCATION RESTORATION | STONE OILFIELD SERVICE INC | -2,949.38 | 0.029667450 | -87.50 |

04-01-2020

097

MEWBOURNE OIL COMPANY

Page 42

TOM M RAGSDALE
400 N SAM HOUSTON PARKWAY EAST
SUITE 601
HOUSTON, TX 77060

INVOICE NO.: 202003-15084

INVOICE DATE: 3-31-2020

OWNER: 035904-1

BILLING FOR: March 2020

| REFERENCE/DESCRIPTION OF CHARGES | | GROSS CHARGES | WORKING INTEREST | NET CHARGE |
|----------------------------------|----------------------------|------------------|---------------------|---------------|
| LOCATION RESTORATION | DUKE OILFIELD SERVICES LLC | -2,806.30 | 0.029667450 | -83.26 |
| LOCATION RESTORATION | DUKE OILFIELD SERVICES LLC | -2,785.20 | 0.029667450 | -82.63 |
| LOCATION RESTORATION | DUKE OILFIELD SERVICES LLC | -18,631.30 | 0.029667450 | -552.75 |
| LOCATION RESTORATION | DUKE OILFIELD SERVICES LLC | -12,027.00 | 0.029667450 | -356.81 |
| LOCATION RESTORATION | DUKE OILFIELD SERVICES LLC | -3,249.40 | 0.029667450 | -96.40 |
| LOCATION RESTORATION | DUKE OILFIELD SERVICES LLC | -1,804.05 | 0.029667450 | -53.52 |
| LOCATION RESTORATION | DUKE OILFIELD SERVICES LLC | -3,249.40 | 0.029667450 | -96.40 |
| LOCATION RESTORATION | DUKE OILFIELD SERVICES LLC | -3,006.75 | 0.029667450 | -89.20 |
| LOCATION RESTORATION | DUKE OILFIELD SERVICES LLC | -3,249.40 | 0.029667450 | -96.40 |
| LOCATION RESTORATION | ZH SERVICES INC | -3,304.73 | 0.029667450 | -98.04 |
| LOCATION RESTORATION | LA ENTERPRISE SERVICES INC | -735.88 | 0.029667450 | -21.83 |
| LOCATION RESTORATION | LA ENTERPRISE SERVICES INC | -262.81 | 0.029667450 | -7.80 |
| LOCATION RESTORATION | R360 ENVIRONMENTAL SOLUT | -15,759.65 | 0.029667450 | -467.55 |
| LOCATION RESTORATION | R360 ENVIRONMENTAL SOLUT | -3,522.68 | 0.029667450 | -104.51 |
| LOCATION RESTORATION | R360 ENVIRONMENTAL SOLUT | -1,008.31 | 0.029667450 | -29.91 |
| LOCATION RESTORATION | CHARLIE'S TRUCKING LLC | -4,468.62 | 0.029667450 | -132.58 |
| LOCATION RESTORATION | CHARLIE'S TRUCKING LLC | -18,117.34 | 0.029667450 | -537.50 |
| LOCATION RESTORATION | CHARLIE'S TRUCKING LLC | -21,323.06 | 0.029667450 | -632.59 |
| LOCATION RESTORATION | CHARLIE'S TRUCKING LLC | -874.30 | 0.029667450 | -25.94 |
| LOCATION RESTORATION | CHARLIE'S TRUCKING LLC | -777.15 | 0.029667450 | -23.06 |
| LOCATION RESTORATION | CHARLIE'S TRUCKING LLC | -1,165.73 | 0.029667450 | -34.59 |
| LOCATION RESTORATION | CHARLIE'S TRUCKING LLC | -1,360.01 | 0.029667450 | -40.35 |
| LOCATION RESTORATION | CHARLIE'S TRUCKING LLC | -9,422.94 | 0.029667450 | -279.55 |
| LOCATION RESTORATION | CHARLIE'S TRUCKING LLC | -971.44 | 0.029667450 | -28.82 |
| LOCATION RESTORATION | CHARLIE'S TRUCKING LLC | -1,165.73 | 0.029667450 | -34.59 |
| LOCATION RESTORATION | CHARLIE'S TRUCKING LLC | -8,062.91 | 0.029667450 | -239.21 |
| LOCATION RESTORATION | CHARLIE'S TRUCKING LLC | -1,845.73 | 0.029667450 | -54.76 |
| LOCATION, ROADS, PITS & SITE | A-1 SIGN ENGRAVERS INC | -68.60 | 0.029667450 | -2.04 |
| LOCATION, ROADS, PITS & SITE | DIAMONDBACK DISPOSAL SEI | -39,445.86 | 0.029667450 | -1,170.26 |
| LOCATION, ROADS, PITS & SITE | DIAMONDBACK DISPOSAL SEI | -18,740.26 | 0.029667450 | -555.98 |
| LOCATION, ROADS, PITS & SITE | MCCULLAR AND SON'S WELD | -1,324.48 | 0.029667450 | -39.29 |
| LOCATION, ROADS, PITS & SITE | GRIGRY READY DRILL LLC | -21,550.63 | 0.029667450 | -639.35 |
| LOCATION, ROADS, PITS & SITE | AR ENTERPRISES LLC | -18,036.00 | 0.029667450 | -535.08 |
| LOGGING, WIRELINE & CORING SER | PHOENIX TECHNOLOGY SERV | -2,387.51 | 0.029667450 | -70.83 |
| LOGGING, WIRELINE & CORING SER | PHOENIX TECHNOLOGY SERV | -250.00 | 0.029667450 | -7.42 |
| MUD | ANCHOR DRILLING FLUIDS US | -71,934.07 | 0.029667450 | -2,134.10 |
| MUD LOGGING | MORCO GEOLOGICAL SERVIC | -16,399.50 | 0.029667450 | -486.53 |
| OVERHEAD FIXED RATE | MEWBOURNE OIL COMPANY | -756.78 | 0.029667450 | -22.45 |
| OVERHEAD FIXED RATE | MEWBOURNE OIL COMPANY | -6,813.55 | 0.029667450 | -202.14 |
| PERMITS AND SURVEYS | RRC SURVEYING LLC | -4,699.76 | 0.029667450 | -139.42 |
| PERMITS AND SURVEYS | BOONE ARCHAEOLOGICAL RE | -318.39 | 0.029667450 | -9.45 |
| PERMITS AND SURVEYS | BUREAU OF LAND MANAGEM | -9,790.00 | 0.029667450 | -290.45 |

04-01-2020

098

MEWBOURNE OIL COMPANY

Page 43

TOM M RAGSDALE
400 N SAM HOUSTON PARKWAY EAST
SUITE 601
HOUSTON, TX 77060

INVOICE NO.: 202003-15084

INVOICE DATE: 3-31-2020

OWNER: 035904-1

BILLING FOR: March 2020

| REFERENCE/DESCRIPTION OF CHARGES | | GROSS CHARGES | WORKING INTEREST | NET CHARGE |
|----------------------------------|----------------------------|------------------|---------------------|---------------|
| RIG MOBILIZATION | WILBANKS TRUCKING SERVIC | -76,487.50 | 0.029667450 | -2,269.19 |
| TESTING | MAN WELDING SERVICE | -6,382.75 | 0.029667450 | -189.36 |
| TESTING | MAN WELDING SERVICE | -7,748.98 | 0.029667450 | -229.89 |
| TESTING | MAN WELDING SERVICE | -4,747.50 | 0.029667450 | -140.85 |
| TRANSPORTATION | ACME TRUCK LINE INC | -2,708.44 | 0.029667450 | -80.35 |
| TRANSPORTATION | ACME TRUCK LINE INC | -790.87 | 0.029667450 | -23.46 |
| TRANSPORTATION | HUGHES OILFIELD TRANSPOR | -424.63 | 0.029667450 | -12.60 |
| TRANSPORTATION | HUGHES OILFIELD TRANSPOR | -400.28 | 0.029667450 | -11.88 |
| TRANSPORTATION | HUGHES OILFIELD TRANSPOR | -424.63 | 0.029667450 | -12.60 |
| TRANSPORTATION | DIVINE ENERGY SERVICES LL | -1,528.48 | 0.029667450 | -45.35 |
| TRANSPORTATION | DIVINE ENERGY SERVICES LL | -1,649.87 | 0.029667450 | -48.95 |
| TRANSPORTATION | MCCULLAR AND SON'S WELDI | -1,006.60 | 0.029667450 | -29.86 |
| TRANSPORTATION | MCCULLAR AND SON'S WELDI | -863.56 | 0.029667450 | -25.62 |
| TRANSPORTATION | MCCULLAR AND SON'S WELDI | -863.56 | 0.029667450 | -25.62 |
| TRANSPORTATION | MCCULLAR AND SON'S WELDI | -821.18 | 0.029667450 | -24.36 |
| TRANSPORTATION | MCCULLAR AND SON'S WELDI | -821.18 | 0.029667450 | -24.36 |
| TRANSPORTATION | TEJAS HOT SHOT SERVICE & | -714.19 | 0.029667450 | -21.19 |
| TRANSPORTATION | TEJAS HOT SHOT SERVICE & | -971.55 | 0.029667450 | -28.82 |
| TRANSPORTATION | TEJAS HOT SHOT SERVICE & | -488.11 | 0.029667450 | -14.48 |
| TRANSPORTATION | WILBANKS TRUCKING SERVIC | -791.25 | 0.029667450 | -23.47 |
| TRANSPORTATION | WILBANKS TRUCKING SERVIC | -1,396.89 | 0.029667450 | -41.44 |
| TRANSPORTATION | AES LOGISTICS LLC | -510.00 | 0.029667450 | -15.13 |
| TRANSPORTATION | AES LOGISTICS LLC | -2,145.00 | 0.029667450 | -63.64 |
| TRANSPORTATION | AES LOGISTICS LLC | -1,020.00 | 0.029667450 | -30.26 |
| TRANSPORTATION | AES LOGISTICS LLC | -1,020.00 | 0.029667450 | -30.26 |
| TRANSPORTATION | AES LOGISTICS LLC | -1,125.00 | 0.029667450 | -33.38 |
| TRANSPORTATION | AES LOGISTICS LLC | -1,425.00 | 0.029667450 | -42.28 |
| TRANSPORTATION | AES LOGISTICS LLC | -1,000.00 | 0.029667450 | -29.67 |
| WATER AND OTHER | DUKE OILFIELD SERVICES LLC | -1,474.37 | 0.029667450 | -43.74 |
| WATER AND OTHER | DUKE OILFIELD SERVICES LLC | -1,090.34 | 0.029667450 | -32.35 |
| WATER AND OTHER | ZH SERVICES INC | -2,502.76 | 0.029667450 | -74.25 |
| WATER AND OTHER | LA ENTERPRISE SERVICES INC | -262.81 | 0.029667450 | -7.80 |
| WATER AND OTHER | LA ENTERPRISE SERVICES INC | -525.63 | 0.029667450 | -15.59 |
| WATER AND OTHER | LA ENTERPRISE SERVICES INC | -735.88 | 0.029667450 | -21.83 |
| WATER AND OTHER | LA ENTERPRISE SERVICES INC | -525.63 | 0.029667450 | -15.59 |
| WATER AND OTHER | LA ENTERPRISE SERVICES INC | -735.88 | 0.029667450 | -21.83 |
| WATER AND OTHER | LA ENTERPRISE SERVICES INC | -525.63 | 0.029667450 | -15.59 |
| WATER AND OTHER | LA ENTERPRISE SERVICES INC | -525.63 | 0.029667450 | -15.59 |
| WATER AND OTHER | CHARLIE'S TRUCKING LLC | -406.92 | 0.029667450 | -12.07 |
| WATER AND OTHER | CHARLIE'S TRUCKING LLC | -9,870.82 | 0.029667450 | -292.85 |
| WATER AND OTHER | CHARLIE'S TRUCKING LLC | -3,269.40 | 0.029667450 | -97.00 |
| WATER AND OTHER | CHARLIE'S TRUCKING LLC | -1,165.74 | 0.029667450 | -34.58 |

04-01-2020

099

MEWBOURNE OIL COMPANY

Page 44

TOM M RAGSDALE
400 N SAM HOUSTON PARKWAY EAST
SUITE 601
HOUSTON, TX 77060

INVOICE NO.: 202003-15084

INVOICE DATE: 3-31-2020

OWNER: 035904-1

BILLING FOR: March 2020

| REFERENCE/DESCRIPTION OF CHARGES | | GROSS CHARGES | WORKING INTEREST | NET CHARGE |
|--|---------------------------|----------------------|-------------------|------------|
| WATER AND OTHER | CHARLIE'S TRUCKING LLC | -1,126.86 | 0.029667450 | -33.43 |
| WATER AND OTHER | CHARLIE'S TRUCKING LLC | -1,220.76 | 0.029667450 | -36.21 |
| WATER AND OTHER | CHARLIE'S TRUCKING LLC | -194.29 | 0.029667450 | -5.76 |
| WATER AND OTHER | CHARLIE'S TRUCKING LLC | -626.04 | 0.029667450 | -18.57 |
| WATER AND OTHER | CHARLIE'S TRUCKING LLC | -2,441.52 | 0.029667450 | -72.43 |
| WATER AND OTHER | CHARLIE'S TRUCKING LLC | -2,034.60 | 0.029667450 | -60.36 |
| WELDING & CONSTRUCTION | MCCULLAR AND SON'S WELDI | -720.52 | 0.029667450 | -21.38 |
| WELDING & CONSTRUCTION | MCCULLAR AND SON'S WELDI | -540.39 | 0.029667450 | -16.03 |
| WELDING & CONSTRUCTION | MCCULLAR AND SON'S WELDI | -450.33 | 0.029667450 | -13.36 |
| WELDING & CONSTRUCTION | MEWBOURNE OIL COMPANY | -900.00 | 0.029667450 | -26.70 |
| WELDING & CONSTRUCTION | MEWBOURNE OIL COMPANY | -900.00 | 0.029667450 | -26.70 |
| WELDING & CONSTRUCTION | MEWBOURNE OIL COMPANY | -900.00 | 0.029667450 | -26.70 |
| WELDING & CONSTRUCTION | MEWBOURNE OIL COMPANY | -450.00 | 0.029667450 | -13.35 |
| WELL / LEASE LEGAL | KELLY HART & HALLMAN LLI | -21,508.78 | 0.029667450 | -638.11 |
| Total Intangible Well Cost Cost | | -2,364,711.84 | | -70,154.96 |
| <u>Tangible Well Cost</u> | | | | |
| CASING (10.1" - 19.0") | BASIN SUPPLY LP | -67,691.75 | 0.029667450 | -2,008.24 |
| CASING (10.1" - 19.0") | BASIN SUPPLY LP | 1,486.95 | 0.029667450 | 44.11 |
| CASING (6.1" - 8.0") | BASIN SUPPLY LP | -359,359.22 | 0.029667450 | -10,661.27 |
| CASING (6.1" - 8.0") | BASIN SUPPLY LP | 8,172.65 | 0.029667450 | 242.46 |
| CASING (8.1" - 10.0") | BASIN SUPPLY LP | -87,766.97 | 0.029667450 | -2,603.82 |
| CASING (8.1" - 10.0") | BASIN SUPPLY LP | -33,733.74 | 0.029667450 | -1,000.79 |
| CASING (8.1" - 10.0") | BASIN SUPPLY LP | -100,143.14 | 0.029667450 | -2,970.99 |
| CASING (8.1" - 10.0") | BASIN SUPPLY LP | 67,886.78 | 0.029667450 | 2,014.03 |
| DRILLING HEAD | CAMERON INTERNATIONAL | -34,316.70 | 0.029667450 | -1,018.09 |
| DRILLING HEAD | CAMERON INTERNATIONAL | -3,180.03 | 0.029667450 | -94.34 |
| DRILLING HEAD | CAMERON INTERNATIONAL | -3,248.36 | 0.029667450 | -96.37 |
| DRILLING HEAD | CAMERON INTERNATIONAL | -2,749.02 | 0.029667450 | -81.56 |
| Total Tangible Well Cost Cost | | -614,642.55 | | -18,234.87 |
| 62776000-9,110 SUBTOTAL | | -2,979,354.39 | -88,389.83 | |
| PROPERTY: 62776000 62776000-9,120 IBEX 10 B3OB FED COM 1H | | | | |
| <u>Intangible Well Cost</u> | | | | |
| CASING, TUBING, SNUBING SERV | BUTCH'S RAT HOLE & ANCHOI | -7,253.13 | 0.029667450 | -215.19 |
| CASING, TUBING, SNUBING SERV | RED BONE SERVICES LLC | -788.44 | 0.029667450 | -23.39 |
| CASING, TUBING, SNUBING SERV | TAUREX DRILL BITS LLC | -3,178.75 | 0.029667450 | -94.31 |
| CEMENTING | BJ SERVICES LLC | -17,441.56 | 0.029667450 | -517.45 |
| COMPANY SUPERVISION | MEWBOURNE OIL COMPANY | -562.50 | 0.029667450 | -16.69 |
| COMPANY SUPERVISION | MEWBOURNE OIL COMPANY | -881.25 | 0.029667450 | -26.14 |
| COMPANY SUPERVISION | MEWBOURNE OIL COMPANY | -562.50 | 0.029667450 | -16.69 |
| COMPANY SUPERVISION | MEWBOURNE OIL COMPANY | -562.50 | 0.029667450 | -16.69 |
| COMPANY SUPERVISION | MEWBOURNE OIL COMPANY | -281.25 | 0.029667450 | -8.34 |

04-01-2020

100

MEWBOURNE OIL COMPANY

Page 45

TOM M RAGSDALE
400 N SAM HOUSTON PARKWAY EAST
SUITE 601
HOUSTON, TX 77060

INVOICE NO.: 202003-15084

INVOICE DATE: 3-31-2020

OWNER: 035904-1

BILLING FOR: March 2020

| REFERENCE/DESCRIPTION OF CHARGES | | GROSS CHARGES | WORKING INTEREST | NET CHARGE |
|----------------------------------|-----------------------------|------------------|---------------------|---------------|
| COMPANY SUPERVISION | MEWBOURNE OIL COMPANY | -293.75 | 0.029667450 | -8.71 |
| COMPANY SUPERVISION | MEWBOURNE OIL COMPANY | -1,125.00 | 0.029667450 | -33.38 |
| COMPANY SUPERVISION | MEWBOURNE OIL COMPANY | -2,250.00 | 0.029667450 | -66.75 |
| COMPANY SUPERVISION | MEWBOURNE OIL COMPANY | -2,250.00 | 0.029667450 | -66.75 |
| COMPANY SUPERVISION | MEWBOURNE OIL COMPANY | -1,125.00 | 0.029667450 | -33.38 |
| COMPANY SUPERVISION | MEWBOURNE OIL COMPANY | -2,250.00 | 0.029667450 | -66.75 |
| COMPANY SUPERVISION | MEWBOURNE OIL COMPANY | -5,625.00 | 0.029667450 | -166.88 |
| COMPANY SUPERVISION | MEWBOURNE OIL COMPANY | -1,125.00 | 0.029667450 | -33.38 |
| COMPANY SUPERVISION | MEWBOURNE OIL COMPANY | -1,200.00 | 0.029667450 | -35.60 |
| COMPANY SUPERVISION | MEWBOURNE OIL COMPANY | -562.50 | 0.029667450 | -16.69 |
| COMPANY SUPERVISION | MEWBOURNE OIL COMPANY | -2,812.50 | 0.029667450 | -83.44 |
| COMPANY SUPERVISION | MEWBOURNE OIL COMPANY | -1,125.00 | 0.029667450 | -33.38 |
| COMPANY SUPERVISION | MEWBOURNE OIL COMPANY | -1,687.50 | 0.029667450 | -50.06 |
| COMPANY SUPERVISION | MEWBOURNE OIL COMPANY | -562.50 | 0.029667450 | -16.69 |
| COMPANY SUPERVISION | MEWBOURNE OIL COMPANY | -562.50 | 0.029667450 | -16.69 |
| COMPANY SUPERVISION | MEWBOURNE OIL COMPANY | -2,250.00 | 0.029667450 | -66.75 |
| COMPANY SUPERVISION | MEWBOURNE OIL COMPANY | -281.25 | 0.029667450 | -8.34 |
| COMPANY SUPERVISION | MEWBOURNE OIL COMPANY | -1,687.50 | 0.029667450 | -50.06 |
| COMPANY SUPERVISION | MEWBOURNE OIL COMPANY | -1,687.50 | 0.029667450 | -50.06 |
| COMPANY SUPERVISION | MEWBOURNE OIL COMPANY | -562.50 | 0.029667450 | -16.69 |
| COMPANY SUPERVISION | MEWBOURNE OIL COMPANY | -1,125.00 | 0.029667450 | -33.38 |
| COMPANY SUPERVISION | MEWBOURNE OIL COMPANY | -2,250.00 | 0.029667450 | -66.75 |
| COMPANY SUPERVISION | MEWBOURNE OIL COMPANY | -1,687.50 | 0.029667450 | -50.06 |
| COMPANY SUPERVISION | MEWBOURNE OIL COMPANY | -600.00 | 0.029667450 | -17.80 |
| COMPANY SUPERVISION | MEWBOURNE OIL COMPANY | -1,200.00 | 0.029667450 | -35.60 |
| COMPANY SUPERVISION | MEWBOURNE OIL COMPANY | -600.00 | 0.029667450 | -17.80 |
| COMPANY SUPERVISION | MEWBOURNE OIL COMPANY | -2,812.50 | 0.029667450 | -83.44 |
| COMPANY SUPERVISION | MEWBOURNE OIL COMPANY | -1,687.50 | 0.029667450 | -50.06 |
| CONTRACT SUPERVISION | GSM OILFIELD SERVICES INC | -4,422.60 | 0.029667450 | -131.21 |
| CONTRACT SUPERVISION | SDS PETROLEUM CONSULTAN | -2,373.75 | 0.029667450 | -70.42 |
| CONTRACT SUPERVISION | SDS PETROLEUM CONSULTAN | -6,330.00 | 0.029667450 | -187.79 |
| CONTRACT SUPERVISION | SDS PETROLEUM CONSULTAN | -3,165.00 | 0.029667450 | -93.90 |
| CONTRACT SUPERVISION | SDS PETROLEUM CONSULTAN | -1,793.50 | 0.029667450 | -53.21 |
| CONTRACT SUPERVISION | SDS PETROLEUM CONSULTAN | -1,793.50 | 0.029667450 | -53.21 |
| DAY WORK, FOOTAGE, TURNKEY | PATTERSON-UTI DRILLING CO | -39,542.54 | 0.029667450 | -1,173.13 |
| EQUIPMENT RENTAL | GUNS UP SERVICES | -1,078.47 | 0.029667450 | -32.00 |
| EQUIPMENT RENTAL | WHITE TRASH TRAILERS LLC | -534.08 | 0.029667450 | -15.84 |
| EQUIPMENT RENTAL | LESLIE CRAIG | -614.97 | 0.029667450 | -18.24 |
| EQUIPMENT RENTAL | TRINITY OILFIELD SERVICES & | -1,318.75 | 0.029667450 | -39.12 |
| EQUIPMENT RENTAL | MORAN EQUIPMENT LLC | -949.50 | 0.029667450 | -28.17 |
| FUEL | PILOT THOMAS LOGISTICS LL | -197,585.64 | 0.029667450 | -5,861.86 |
| HORIZONTAL DRILLOUT SERVICES | THRU TUBING SOLUTIONS INC | -20,697.50 | 0.029667450 | -614.04 |

04-01-2020

101

MEWBOURNE OIL COMPANY

Page 46

TOM M RAGSDALE
400 N SAM HOUSTON PARKWAY EAST
SUITE 601
HOUSTON, TX 77060

INVOICE NO.: 202003-15084

INVOICE DATE: 3-31-2020

OWNER: 035904-1

BILLING FOR: March 2020

| REFERENCE/DESCRIPTION OF CHARGES | | GROSS CHARGES | WORKING INTEREST | NET CHARGE |
|----------------------------------|-----------------------------|---------------|------------------|------------|
| HORIZONTAL DRILLOUT SERVICES | THRU TUBING SOLUTIONS INC | -46,425.26 | 0.029667450 | -1,377.31 |
| HORIZONTAL DRILLOUT SERVICES | CC FORBES LLC | -116,520.03 | 0.029667450 | -3,456.85 |
| HORIZONTAL DRILLOUT SERVICES | PRESTIGE EQUIPMENT RENTA | -1,064.80 | 0.029667450 | -31.59 |
| HORIZONTAL DRILLOUT SERVICES | PRESTIGE EQUIPMENT RENTA | -1,897.96 | 0.029667450 | -56.31 |
| HORIZONTAL DRILLOUT SERVICES | GUNS UP SERVICES | -2,396.02 | 0.029667450 | -71.08 |
| HORIZONTAL DRILLOUT SERVICES | GUNS UP SERVICES | -482.90 | 0.029667450 | -14.33 |
| HORIZONTAL DRILLOUT SERVICES | GUNS UP SERVICES | -241.45 | 0.029667450 | -7.16 |
| HORIZONTAL DRILLOUT SERVICES | GUNS UP SERVICES | -547.28 | 0.029667450 | -16.24 |
| HORIZONTAL DRILLOUT SERVICES | GUNS UP SERVICES | -6,202.50 | 0.029667450 | -184.01 |
| HORIZONTAL DRILLOUT SERVICES | GUNS UP SERVICES | -2,064.69 | 0.029667450 | -61.26 |
| HORIZONTAL DRILLOUT SERVICES | GUNS UP SERVICES | -408.05 | 0.029667450 | -12.11 |
| HORIZONTAL DRILLOUT SERVICES | GUNS UP SERVICES | -482.90 | 0.029667450 | -14.33 |
| HORIZONTAL DRILLOUT SERVICES | GUNS UP SERVICES | -16,740.74 | 0.029667450 | -496.66 |
| HORIZONTAL DRILLOUT SERVICES | GUNS UP SERVICES | -128.77 | 0.029667450 | -3.82 |
| HORIZONTAL DRILLOUT SERVICES | WHITE TRASH TRAILERS LLC | -606.91 | 0.029667450 | -18.01 |
| HORIZONTAL DRILLOUT SERVICES | TURNCO ENTERPRISES LLC | -767.91 | 0.029667450 | -22.78 |
| HORIZONTAL DRILLOUT SERVICES | UNITED WELL SERVICE LLC | -2,639.94 | 0.029667450 | -78.32 |
| HORIZONTAL DRILLOUT SERVICES | LESLIE CRAIG | -2,982.90 | 0.029667450 | -88.50 |
| HORIZONTAL DRILLOUT SERVICES | LESLIE CRAIG | -2,496.72 | 0.029667450 | -74.07 |
| HORIZONTAL DRILLOUT SERVICES | TRINITY OILFIELD SERVICES & | -1,008.73 | 0.029667450 | -29.93 |
| HORIZONTAL DRILLOUT SERVICES | TAUREX DRILL BITS LLC | -3,481.51 | 0.029667450 | -103.29 |
| HORIZONTAL DRILLOUT SERVICES | DIVINE WIRELINE SOLUTIONS | -6,837.07 | 0.029667450 | -202.84 |
| INSPECTION & REPAIR SERVICES | CHARLIE'S FIELD SERVICE INC | -468.87 | 0.029667450 | -13.91 |
| LOCATION RESTORATION | HOBBS ANCHOR INC | -1,292.38 | 0.029667450 | -38.34 |
| LOCATION RESTORATION | SUNDANCE SERVICES INC | -517.78 | 0.029667450 | -15.36 |
| LOCATION RESTORATION | STONE OILFIELD SERVICE INC | -2,003.69 | 0.029667450 | -59.44 |
| LOCATION RESTORATION | DUKE OILFIELD SERVICES LLC | -290.12 | 0.029667450 | -8.61 |
| LOCATION RESTORATION | GUNS UP SERVICES | -1,021.88 | 0.029667450 | -30.31 |
| LOCATION RESTORATION | GUNS UP SERVICES | -753.33 | 0.029667450 | -22.35 |
| LOCATION RESTORATION | 50-50 BACKHOE SERVICE LLC | -701.17 | 0.029667450 | -20.80 |
| LOCATION RESTORATION | 50-50 BACKHOE SERVICE LLC | -2,760.41 | 0.029667450 | -81.89 |
| LOCATION RESTORATION | 50-50 BACKHOE SERVICE LLC | -23,035.75 | 0.029667450 | -683.41 |
| LOCATION RESTORATION | 50-50 BACKHOE SERVICE LLC | -5,394.79 | 0.029667450 | -160.05 |
| LOCATION RESTORATION | 50-50 BACKHOE SERVICE LLC | -493.61 | 0.029667450 | -14.64 |
| LOCATION RESTORATION | 50-50 BACKHOE SERVICE LLC | -755.27 | 0.029667450 | -22.41 |
| LOCATION RESTORATION | 50-50 BACKHOE SERVICE LLC | -755.26 | 0.029667450 | -22.40 |
| LOCATION RESTORATION | R360 ENVIRONMENTAL SOLUT | -660.11 | 0.029667450 | -19.58 |
| LOCATION RESTORATION | R360 ENVIRONMENTAL SOLUT | -133.51 | 0.029667450 | -3.96 |
| LOCATION RESTORATION | R360 ENVIRONMENTAL SOLUT | -397.88 | 0.029667450 | -11.80 |
| LOGGING, WIRELINE & CORING | HALLIBURTON ENERGY SERV | -29,735.18 | 0.029667450 | -882.17 |
| LOGGING, WIRELINE & CORING | REPEAT PRECISION LLC | -10,000.00 | 0.029667450 | -296.67 |
| LOGGING, WIRELINE & CORING | XTREME CRANE & RIGGING LI | -8,260.00 | 0.029667450 | -245.05 |

04-01-2020

102

MEWBOURNE OIL COMPANY

Page 47

TOM M RAGSDALE
400 N SAM HOUSTON PARKWAY EAST
SUITE 601
HOUSTON, TX 77060

INVOICE NO.: 202003-15084

INVOICE DATE: 3-31-2020

OWNER: 035904-1

BILLING FOR: March 2020

| REFERENCE/DESCRIPTION OF CHARGES | | GROSS CHARGES | WORKING INTEREST | NET CHARGE |
|----------------------------------|-----------------------------|------------------|---------------------|---------------|
| LOGGING, WIRELINE & CORING | XTREME CRANE & RIGGING LI | -19,000.00 | 0.029667450 | -563.68 |
| LOGGING, WIRELINE & CORING | ALTITUDE ENERGY PARTNER: | -77,964.51 | 0.029667450 | -2,313.01 |
| LOGGING, WIRELINE & CORING | ALTITUDE ENERGY PARTNER: | -72,162.00 | 0.029667450 | -2,140.86 |
| MISC. AIR & PUMPING SERVICES | L & E SERVICES LLC | -374.34 | 0.029667450 | -11.10 |
| MISC. AIR & PUMPING SERVICES | GUNS UP SERVICES | -1,321.82 | 0.029667450 | -39.21 |
| MISC. AIR & PUMPING SERVICES | GUNS UP SERVICES | -2,081.03 | 0.029667450 | -61.74 |
| MISC. AIR & PUMPING SERVICES | UNITED WELL SERVICE LLC | -71.52 | 0.029667450 | -2.12 |
| MISC. AIR & PUMPING SERVICES | UNITED WELL SERVICE LLC | -2,097.97 | 0.029667450 | -62.24 |
| MISC. AIR & PUMPING SERVICES | AY TRUCKING INC | -504.60 | 0.029667450 | -14.97 |
| OVERHEAD FIXED RATE | MEWBOURNE OIL COMPANY | -13,322.88 | 0.029667450 | -395.25 |
| OVERHEAD FIXED RATE | MEWBOURNE OIL COMPANY | -1,261.52 | 0.029667450 | -37.43 |
| OVERHEAD FIXED RATE | MEWBOURNE OIL COMPANY | -3,129.01 | 0.029667450 | -92.83 |
| ROW & EASEMENTS | STATE OF NEW MEXICO | -275.00 | 0.029667450 | -8.16 |
| STIMULATION | HALLIBURTON ENERGY SERV | -1,254,934.79 | 0.029667450 | -37,230.71 |
| STIMULATION | WELL FOAM INC | -56,997.82 | 0.029667450 | -1,690.98 |
| STIMULATION RENTALS & OTHER | TFH LTD CO | -3,436.69 | 0.029667450 | -101.96 |
| STIMULATION RENTALS & OTHER | TFH LTD CO | -1,441.97 | 0.029667450 | -42.78 |
| STIMULATION RENTALS & OTHER | GREENE'S ENERGY GROUP LL | -49,542.80 | 0.029667450 | -1,469.81 |
| STIMULATION RENTALS & OTHER | GUNS UP SERVICES | -241.45 | 0.029667450 | -7.16 |
| STIMULATION RENTALS & OTHER | GUNS UP SERVICES | -482.90 | 0.029667450 | -14.33 |
| STIMULATION RENTALS & OTHER | GUNS UP SERVICES | -1,416.52 | 0.029667450 | -42.02 |
| STIMULATION RENTALS & OTHER | GUNS UP SERVICES | -901.42 | 0.029667450 | -26.74 |
| STIMULATION RENTALS & OTHER | GUNS UP SERVICES | -482.90 | 0.029667450 | -14.33 |
| STIMULATION RENTALS & OTHER | GUNS UP SERVICES | -482.90 | 0.029667450 | -14.33 |
| STIMULATION RENTALS & OTHER | GUNS UP SERVICES | -241.45 | 0.029667450 | -7.16 |
| STIMULATION RENTALS & OTHER | GUNS UP SERVICES | -724.35 | 0.029667450 | -21.49 |
| STIMULATION RENTALS & OTHER | WHITE TRASH TRAILERS LLC | -1,834.23 | 0.029667450 | -54.42 |
| STIMULATION RENTALS & OTHER | DCC SERVICES LLC | -3,323.25 | 0.029667450 | -98.59 |
| STIMULATION RENTALS & OTHER | DCC SERVICES LLC | -2,421.29 | 0.029667450 | -71.83 |
| STIMULATION RENTALS & OTHER | LESLIE CRAIG | -1,248.36 | 0.029667450 | -37.03 |
| STIMULATION RENTALS & OTHER | LESLIE CRAIG | -4,073.60 | 0.029667450 | -120.85 |
| STIMULATION RENTALS & OTHER | TRINITY OILFIELD SERVICES & | -1,008.73 | 0.029667450 | -29.93 |
| STIMULATION RENTALS & OTHER | TRINITY OILFIELD SERVICES & | -3,307.43 | 0.029667450 | -98.12 |
| STIMULATION RENTALS & OTHER | NEW WAVE ENERGY SERVICE | -45,156.50 | 0.029667450 | -1,339.68 |
| TESTING | GUNS UP SERVICES | -482.90 | 0.029667450 | -14.33 |
| TRANSPORTATION | ENERTECH INDUSTRIES INC | -2,920.37 | 0.029667450 | -86.64 |
| TRANSPORTATION | HUGHES OILFIELD TRANSPOR | -212.32 | 0.029667450 | -6.30 |
| TRANSPORTATION | HUGHES OILFIELD TRANSPOR | -413.42 | 0.029667450 | -12.26 |
| TRANSPORTATION | DUKE OILFIELD SERVICES LLC | -400.90 | 0.029667450 | -11.89 |
| TRANSPORTATION | GUNS UP SERVICES | -429.25 | 0.029667450 | -12.73 |
| TRANSPORTATION | GUNS UP SERVICES | -482.90 | 0.029667450 | -14.33 |
| TRANSPORTATION | GUNS UP SERVICES | -241.45 | 0.029667450 | -7.16 |

04-01-2020

103

MEWBOURNE OIL COMPANY

Page 48

TOM M RAGSDALE
400 N SAM HOUSTON PARKWAY EAST
SUITE 601
HOUSTON, TX 77060

INVOICE NO.: 202003-15084

INVOICE DATE: 3-31-2020

OWNER: 035904-1

BILLING FOR: March 2020

| REFERENCE/DESCRIPTION OF CHARGES | | GROSS CHARGES | WORKING INTEREST | NET CHARGE |
|----------------------------------|-----------------------------|---------------|------------------|------------|
| TRANSPORTATION | GUNS UP SERVICES | -370.22 | 0.029667450 | -10.98 |
| TRANSPORTATION | GUNS UP SERVICES | -692.15 | 0.029667450 | -20.53 |
| TRANSPORTATION | LONG INDUSTRIES INC | -24,680.90 | 0.029667450 | -732.22 |
| TRANSPORTATION | VIKING INC | -2,919.32 | 0.029667450 | -86.61 |
| WATER AND OTHER | PACE OILFIELD SERVICES INC | -1,566.35 | 0.029667450 | -46.47 |
| WATER AND OTHER | PACE OILFIELD SERVICES INC | -2,349.53 | 0.029667450 | -69.70 |
| WATER AND OTHER | PACE OILFIELD SERVICES INC | -404.73 | 0.029667450 | -12.01 |
| WATER AND OTHER | SARGE TRUCKING SERVICES I | -14,316.89 | 0.029667450 | -424.74 |
| WATER AND OTHER | SARGE TRUCKING SERVICES I | -2,023.74 | 0.029667450 | -60.04 |
| WATER AND OTHER | SARGE TRUCKING SERVICES I | -48,873.88 | 0.029667450 | -1,449.96 |
| WATER AND OTHER | NOVA TRUCKING LLC | -551.41 | 0.029667450 | -16.36 |
| WATER AND OTHER | AR ENTERPRISES LLC | -137,661.23 | 0.029667450 | -4,084.06 |
| WATER AND OTHER | AR ENTERPRISES LLC | -9,397.43 | 0.029667450 | -278.80 |
| WATER AND OTHER | ACCELERATED WATER RESOU | -169,859.06 | 0.029667450 | -5,039.29 |
| WATER AND OTHER | ACCELERATED WATER RESOU | -111,798.14 | 0.029667450 | -3,316.77 |
| WATER AND OTHER | ACCELERATED WATER RESOU | -69,350.69 | 0.029667450 | -2,057.46 |
| WELDING & CONSTRUCTION | MEWBOURNE OIL COMPANY | -1,087.50 | 0.029667450 | -32.26 |
| WELDING & CONSTRUCTION | MEWBOURNE OIL COMPANY | -181.25 | 0.029667450 | -5.38 |
| WELDING & CONSTRUCTION | MEWBOURNE OIL COMPANY | -1,450.00 | 0.029667450 | -43.02 |
| WELDING & CONSTRUCTION | MEWBOURNE OIL COMPANY | -1,631.25 | 0.029667450 | -48.40 |
| WELDING & CONSTRUCTION | MEWBOURNE OIL COMPANY | -1,087.50 | 0.029667450 | -32.26 |
| WELDING & CONSTRUCTION | MEWBOURNE OIL COMPANY | -1,334.00 | 0.029667450 | -39.58 |
| WELDING & CONSTRUCTION | MEWBOURNE OIL COMPANY | -362.50 | 0.029667450 | -10.75 |
| WELDING & CONSTRUCTION | MEWBOURNE OIL COMPANY | -181.25 | 0.029667450 | -5.38 |
| WELDING & CONSTRUCTION | MEWBOURNE OIL COMPANY | -1,268.75 | 0.029667450 | -37.64 |
| WELDING & CONSTRUCTION | MEWBOURNE OIL COMPANY | -601.75 | 0.029667450 | -17.85 |
| Total Intangible Well Cost Cost | | -2,901,407.69 | | -86,077.31 |
| <u>Tangible Well Cost</u> | | | | |
| CASING (4.1" - 6.0") | CHARLIE'S FIELD SERVICE INC | -1,475.73 | 0.029667450 | -43.78 |
| CASING (4.1" - 6.0") | BASIN SUPPLY LP | -88,204.52 | 0.029667450 | -2,616.80 |
| CASING (4.1" - 6.0") | BASIN SUPPLY LP | -98,204.73 | 0.029667450 | -2,913.48 |
| CASING (4.1" - 6.0") | BASIN SUPPLY LP | 5,327.07 | 0.029667450 | 158.04 |
| DOWN HOLE DIRECTIONAL EQUIP | BAKER HUGHES OILFIELD | -67,219.56 | 0.029667450 | -1,994.23 |
| TUBING HEAD & UPPER SECTION | CAMERON INTERNATIONAL | -16,355.59 | 0.029667450 | -485.23 |
| TUBING HEAD & UPPER SECTION | CAMERON INTERNATIONAL | -1,250.99 | 0.029667450 | -37.11 |
| TUBING HEAD & UPPER SECTION | CAMERON INTERNATIONAL | -13,929.62 | 0.029667450 | -413.26 |
| TUBING HEAD & UPPER SECTION | AWC FRAC VALVES INC | -19,780.00 | 0.029667450 | -586.82 |
| TUBING HEAD & UPPER SECTION | DIVINE WIRELINE SOLUTIONS | -882.81 | 0.029667450 | -26.19 |
| Total Tangible Well Cost Cost | | -301,976.48 | | -8,958.86 |
| <u>Equipment Beyond Wellhead</u> | | | | |
| ELECTRICAL INSTALLATIONS | INGRAM PROFESSIONAL SERV | -11,522.68 | 0.029667450 | -341.85 |
| ELECTRICAL INSTALLATIONS | INGRAM PROFESSIONAL SERV | -14,136.30 | 0.029667450 | -419.39 |

04-01-2020

104

MEWBOURNE OIL COMPANY

Page 49

TOM M RAGSDALE
400 N SAM HOUSTON PARKWAY EAST
SUITE 601
HOUSTON, TX 77060

INVOICE NO.: 202003-15084

INVOICE DATE: 3-31-2020

OWNER: 035904-1

BILLING FOR: March 2020

| REFERENCE/DESCRIPTION OF CHARGES | | GROSS CHARGES | WORKING INTEREST | NET CHARGE |
|----------------------------------|----------------------------|------------------|---------------------|---------------|
| ELECTRICAL INSTALLATIONS | INGRAM PROFESSIONAL SERV | -3,059.85 | 0.029667450 | -90.78 |
| HEATER TREATERS, LINE HEATERS | ENERTECH INDUSTRIES INC | -24,704.38 | 0.029667450 | -732.92 |
| LINE PIPE-GAS GATHERING | FERGUSON CONSTRUCTION C | -33,549.27 | 0.029667450 | -995.32 |
| LINE PIPE-GAS GATHERING | SMITH BROTHERS PIPE INC | -20,416.84 | 0.029667450 | -605.72 |
| MISC. VALVES & FITTINGS | T&J VALVE | -824.33 | 0.029667450 | -24.46 |
| MISC. VALVES & FITTINGS | T&J VALVE | -58.26 | 0.029667450 | -1.73 |
| MISC. VALVES & FITTINGS | T&J VALVE | -297.58 | 0.029667450 | -8.83 |
| MISC. VALVES & FITTINGS | CUSTOM WELDING OF HOBBS | -1,662.01 | 0.029667450 | -49.31 |
| MISC. VALVES & FITTINGS | K&S OILFIELD SUPPLIES LLC | -259.92 | 0.029667450 | -7.71 |
| MISC. VALVES & FITTINGS | K&S OILFIELD SUPPLIES LLC | -4,541.57 | 0.029667450 | -134.74 |
| MISC. VALVES & FITTINGS | K&S OILFIELD SUPPLIES LLC | -111.41 | 0.029667450 | -3.30 |
| MISC. VALVES & FITTINGS | MPS ENTERPRISES INC | -2,085.66 | 0.029667450 | -61.88 |
| MISC. VALVES & FITTINGS | MPS ENTERPRISES INC | -234.30 | 0.029667450 | -6.95 |
| MISC. VALVES & FITTINGS | BUFFALO OILFIELD SUPPLY LI | -58.87 | 0.029667450 | -1.75 |
| MISC. VALVES & FITTINGS | BUFFALO OILFIELD SUPPLY LI | -30,056.37 | 0.029667450 | -891.69 |
| MISC. VALVES & FITTINGS | EP&S LLC | -1,595.13 | 0.029667450 | -47.32 |
| MISC. VALVES & FITTINGS | TANKLOGIX LLC | -1,675.62 | 0.029667450 | -49.71 |
| PRODUCTION EQUIP INSTALLATION | G&A FABRICATION LLC | -2,497.76 | 0.029667450 | -74.10 |
| PRODUCTION EQUIP INSTALLATION | G&A FABRICATION LLC | -357.43 | 0.029667450 | -10.60 |
| PRODUCTION EQUIP INSTALLATION | G&A FABRICATION LLC | -340.61 | 0.029667450 | -10.11 |
| PRODUCTION EQUIP INSTALLATION | G&A FABRICATION LLC | -1,135.34 | 0.029667450 | -33.68 |
| PRODUCTION EQUIP INSTALLATION | G&A FABRICATION LLC | -1,653.09 | 0.029667450 | -49.04 |
| PRODUCTION EQUIP INSTALLATION | G&A FABRICATION LLC | -2,100.42 | 0.029667450 | -62.31 |
| PRODUCTION EQUIP INSTALLATION | G&A FABRICATION LLC | -357.42 | 0.029667450 | -10.60 |
| PRODUCTION EQUIP INSTALLATION | 50-50 BACKHOE SERVICE LLC | -3,762.86 | 0.029667450 | -111.63 |
| PRODUCTION EQUIP INSTALLATION | 50-50 BACKHOE SERVICE LLC | -269.74 | 0.029667450 | -8.00 |
| PRODUCTION EQUIP INSTALLATION | 50-50 BACKHOE SERVICE LLC | -1,747.92 | 0.029667450 | -51.86 |
| PRODUCTION EQUIP INSTALLATION | 50-50 BACKHOE SERVICE LLC | -3,903.67 | 0.029667450 | -115.81 |
| PRODUCTION EQUIP INSTALLATION | 50-50 BACKHOE SERVICE LLC | -699.17 | 0.029667450 | -20.74 |
| PRODUCTION EQUIP INSTALLATION | 50-50 BACKHOE SERVICE LLC | -4,835.89 | 0.029667450 | -143.47 |
| PRODUCTION EQUIP INSTALLATION | 50-50 BACKHOE SERVICE LLC | -539.48 | 0.029667450 | -16.00 |
| PRODUCTION EQUIP INSTALLATION | 50-50 BACKHOE SERVICE LLC | -3,321.01 | 0.029667450 | -98.53 |
| PRODUCTION EQUIP INSTALLATION | 50-50 BACKHOE SERVICE LLC | -349.58 | 0.029667450 | -10.37 |
| PRODUCTION EQUIP INSTALLATION | TURNCO ENTERPRISES LLC | -305.66 | 0.029667450 | -9.07 |
| PRODUCTION EQUIP INSTALLATION | TURNCO ENTERPRISES LLC | -713.21 | 0.029667450 | -21.16 |
| PRODUCTION EQUIP INSTALLATION | TURNCO ENTERPRISES LLC | -305.66 | 0.029667450 | -9.07 |
| PRODUCTION EQUIP INSTALLATION | TURNCO ENTERPRISES LLC | -407.55 | 0.029667450 | -12.09 |
| PRODUCTION EQUIP INSTALLATION | INGRAM PROFESSIONAL SERV | -2,105.91 | 0.029667450 | -62.48 |
| PRODUCTION EQUIP INSTALLATION | INGRAM PROFESSIONAL SERV | -842.36 | 0.029667450 | -24.99 |
| PRODUCTION EQUIP INSTALLATION | INGRAM PROFESSIONAL SERV | -1,509.90 | 0.029667450 | -44.79 |
| SEPARATION EQUIPMENT | LONG INDUSTRIES INC | -12,669.05 | 0.029667450 | -375.86 |
| SEPARATION EQUIPMENT | VIKING INC | -41,419.25 | 0.029667450 | -1,228.80 |

04-01-2020

105

MEWBOURNE OIL COMPANY

Page 50

TOM M RAGSDALE
400 N SAM HOUSTON PARKWAY EAST
SUITE 601
HOUSTON, TX 77060

INVOICE NO.: 202003-15084

INVOICE DATE: 3-31-2020

OWNER: 035904-1

BILLING FOR: March 2020

| REFERENCE/DESCRIPTION OF CHARGES | | GROSS CHARGES | WORKING INTEREST | NET CHARGE |
|--|----------------------------|----------------------|--------------------|------------|
| SURFACE PUMPS & PRIME MOVERS | HR COMPRESSION & SERVICE: | -5,345.02 | 0.029667450 | -158.57 |
| SURFACE PUMPS & PRIME MOVERS | G&A FABRICATION LLC | -11,150.03 | 0.029667450 | -330.79 |
| TANKS-OTHER | LONG INDUSTRIES INC | -146,351.88 | 0.029667450 | -4,341.89 |
| TANKS-STEEL | LONG INDUSTRIES INC | -140,632.82 | 0.029667450 | -4,172.22 |
| Total Equipment Beyond Wellhead Cost | | -542,480.04 | | -16,093.99 |
| 62776000-9,120 SUBTOTAL | | -3,745,864.21 | -111,130.16 | |
| PROPERTY: 62776000 62776000-9,130 IBEX 10 B3OB FED COM 1H | | | | |
| <u>Lease Operating Expense</u> | | | | |
| COMPANY SUPERVISION | MEWBOURNE OIL COMPANY | -562.50 | 0.029667450 | -16.69 |
| COMPANY SUPERVISION | MEWBOURNE OIL COMPANY | -1,125.00 | 0.029667450 | -33.38 |
| CONTRACT SUPERVISION | PACE OILFIELD SERVICES INC | -10,680.71 | 0.029667450 | -316.87 |
| CONTRACT SUPERVISION | PACE OILFIELD SERVICES INC | -7,737.21 | 0.029667450 | -229.54 |
| LEASE MAINTENANCE | AMERICAN MILLENNIUM COR | -120.96 | 0.029667450 | -3.59 |
| LEASE MAINTENANCE | KEYSTONE PUMP & SUPPLY LI | -683.77 | 0.029667450 | -20.29 |
| LEASE MAINTENANCE | K&S OILFIELD SUPPLIES LLC | -410.44 | 0.029667450 | -12.18 |
| LEASE MAINTENANCE | BLADE SERVICES LLC | -464.20 | 0.029667450 | -13.77 |
| LEASE MAINTENANCE | G&A FABRICATION LLC | -330.73 | 0.029667450 | -9.81 |
| LEASE MAINTENANCE | TURNCO ENTERPRISES LLC | -1,273.61 | 0.029667450 | -37.79 |
| LEASE MAINTENANCE | TURNCO ENTERPRISES LLC | -2,659.24 | 0.029667450 | -78.89 |
| LEASE MAINTENANCE | TURNCO ENTERPRISES LLC | -407.55 | 0.029667450 | -12.09 |
| LEASE MAINTENANCE | MEWBOURNE OIL COMPANY | -725.00 | 0.029667450 | -21.51 |
| LEASE MAINTENANCE | MEWBOURNE OIL COMPANY | -725.00 | 0.029667450 | -21.51 |
| LEASE MAINTENANCE | MEWBOURNE OIL COMPANY | -1,631.25 | 0.029667450 | -48.39 |
| LEASE MAINTENANCE | MEWBOURNE OIL COMPANY | -601.75 | 0.029667450 | -17.85 |
| OVERHEAD-FIXED RATE | MEWBOURNE OIL COMPANY | -800.40 | 0.029667450 | -23.75 |
| OVERHEAD-FIXED RATE | MEWBOURNE OIL COMPANY | -800.40 | 0.029667450 | -23.75 |
| PRIME MOVER MAINTENANCE | T&J VALVE | -472.57 | 0.029667450 | -14.02 |
| PUMPING | MEWBOURNE OIL COMPANY | -850.00 | 0.029667450 | -25.22 |
| PUMPING | MEWBOURNE OIL COMPANY | -637.50 | 0.029667450 | -18.91 |
| PUMPING | MEWBOURNE OIL COMPANY | -875.00 | 0.029667450 | -25.96 |
| PUMPING | MEWBOURNE OIL COMPANY | -656.25 | 0.029667450 | -19.47 |
| SALT WATER DISPOSAL | GUNS UP SERVICES | -973.96 | 0.029667450 | -28.90 |
| SALT WATER DISPOSAL | GUNS UP SERVICES | -2,612.26 | 0.029667450 | -77.50 |
| SALT WATER DISPOSAL | R360 ENVIRONMENTAL SOLUT | -351.42 | 0.029667450 | -10.43 |
| SALT WATER DISPOSAL | UNITED WELL SERVICE LLC | -6,751.65 | 0.029667450 | -200.31 |
| SALT WATER DISPOSAL | UNITED WELL SERVICE LLC | -2,141.66 | 0.029667450 | -63.54 |
| SALT WATER DISPOSAL | UNITED WELL SERVICE LLC | -20,790.26 | 0.029667450 | -616.80 |
| SALT WATER DISPOSAL | OWL SWD OPERATING LLC | -181.36 | 0.029667450 | -5.38 |
| SALT WATER DISPOSAL | NOVA TRUCKING LLC | -240.33 | 0.029667450 | -7.13 |
| SALT WATER DISPOSAL | NOVA TRUCKING LLC | -96.13 | 0.029667450 | -2.85 |
| SALT WATER DISPOSAL | NOVA TRUCKING LLC | -2,588.86 | 0.029667450 | -76.80 |

04-01-2020

106

MEWBOURNE OIL COMPANY

Page 51

TOM M RAGSDALE
400 N SAM HOUSTON PARKWAY EAST
SUITE 601
HOUSTON, TX 77060

INVOICE NO.: 202003-15084

INVOICE DATE: 3-31-2020

OWNER: 035904-1

BILLING FOR: March 2020

| REFERENCE/DESCRIPTION OF CHARGES | | GROSS CHARGES | WORKING INTEREST | NET CHARGE |
|------------------------------------|---------------------------|---------------|------------------|------------|
| SALT WATER DISPOSAL | NOVA TRUCKING LLC | -360.49 | 0.029667450 | -10.69 |
| SALT WATER DISPOSAL | JES ENERGY LLC | -234.74 | 0.029667450 | -6.96 |
| SALT WATER DISPOSAL | AY TRUCKING INC | -521.46 | 0.029667450 | -15.47 |
| SALT WATER DISPOSAL | AY TRUCKING INC | -1,344.28 | 0.029667450 | -39.88 |
| SALT WATER DISPOSAL | LIMESTONE BASIN PROPERTIE | -862.35 | 0.029667450 | -25.58 |
| TREATING,DEHYDRATION,METERING | PRO-KEM INC | -589.88 | 0.029667450 | -17.50 |
| Total Lease Operating Expense Cost | | -75,872.13 | | -2,250.95 |

62776000-9,130 SUBTOTAL

-75,872.13

-2,250.95

PROPERTY: 62776000 62776000-9,210 IBEX 10 B3OB FED COM 1H

Intangible Well Cost

| | | | | |
|-------------------------------|---------------------------|-----------|-------------|--------|
| BITS | BAKER HUGHES OILFIELD | 10,306.72 | 0.031093200 | 320.47 |
| BITS | BAKER HUGHES OILFIELD | 10,275.96 | 0.031093200 | 319.51 |
| BITS | NATIONAL OILWELL DHT LP | 12,038.41 | 0.031093200 | 374.31 |
| BITS | SMITH INTERNATIONAL INC | 16,174.16 | 0.031093200 | 502.91 |
| BITS | ULTERRA DRILLING | 9,349.41 | 0.031093200 | 290.70 |
| BITS | ULTERRA DRILLING | 8,520.18 | 0.031093200 | 264.92 |
| CASING, TUBING, SNUBBING SERV | BUTCH'S RAT HOLE & ANCHOI | 3,850.76 | 0.031093200 | 119.73 |
| CASING, TUBING, SNUBBING SERV | BUTCH'S RAT HOLE & ANCHOI | 4,916.31 | 0.031093200 | 152.86 |
| CASING, TUBING, SNUBBING SERV | BUTCH'S RAT HOLE & ANCHOI | 12,423.39 | 0.031093200 | 386.28 |
| CEMENTING | WEATHERFORD US LP | 5,671.41 | 0.031093200 | 176.34 |
| CEMENTING | WEATHERFORD US LP | -516.60 | 0.031093200 | -16.06 |
| CEMENTING | BJ SERVICES LLC | 29,276.34 | 0.031093200 | 910.30 |
| CEMENTING | BJ SERVICES LLC | 24,839.95 | 0.031093200 | 772.35 |
| CEMENTING | BJ SERVICES LLC | 25,422.86 | 0.031093200 | 790.48 |
| COMPANY SUPERVISION | GSM OILFIELD SERVICES INC | 11,038.13 | 0.031093200 | 343.21 |
| COMPANY SUPERVISION | GSM OILFIELD SERVICES INC | 12,960.00 | 0.031093200 | 402.97 |
| COMPANY SUPERVISION | MEWBOURNE OIL COMPANY | 600.00 | 0.031093200 | 18.66 |
| COMPANY SUPERVISION | MEWBOURNE OIL COMPANY | 2,625.00 | 0.031093200 | 81.62 |
| COMPANY SUPERVISION | MEWBOURNE OIL COMPANY | 881.25 | 0.031093200 | 27.40 |
| COMPANY SUPERVISION | MEWBOURNE OIL COMPANY | 2,937.50 | 0.031093200 | 91.34 |
| COMPANY SUPERVISION | MEWBOURNE OIL COMPANY | 575.00 | 0.031093200 | 17.88 |
| COMPANY SUPERVISION | MEWBOURNE OIL COMPANY | 1,175.00 | 0.031093200 | 36.53 |
| COMPANY SUPERVISION | MEWBOURNE OIL COMPANY | 799.00 | 0.031093200 | 24.84 |
| COMPANY SUPERVISION | MEWBOURNE OIL COMPANY | 881.25 | 0.031093200 | 27.40 |
| COMPANY SUPERVISION | MEWBOURNE OIL COMPANY | 2,325.00 | 0.031093200 | 72.29 |
| COMPANY SUPERVISION | MEWBOURNE OIL COMPANY | 368.75 | 0.031093200 | 11.47 |
| COMPANY SUPERVISION | MEWBOURNE OIL COMPANY | 399.50 | 0.031093200 | 12.42 |
| COMPANY SUPERVISION | MEWBOURNE OIL COMPANY | 1,175.00 | 0.031093200 | 36.53 |
| COMPANY SUPERVISION | MEWBOURNE OIL COMPANY | 15,451.25 | 0.031093200 | 480.43 |
| COMPANY SUPERVISION | MEWBOURNE OIL COMPANY | 1,100.00 | 0.031093200 | 34.20 |
| COMPANY SUPERVISION | MEWBOURNE OIL COMPANY | 1,100.00 | 0.031093200 | 34.20 |

04-01-2020

107

MEWBOURNE OIL COMPANY

Page 52

TOM M RAGSDALE
400 N SAM HOUSTON PARKWAY EAST
SUITE 601
HOUSTON, TX 77060

INVOICE NO.: 202003-15084

INVOICE DATE: 3-31-2020

OWNER: 035904-1

BILLING FOR: March 2020

| REFERENCE/DESCRIPTION OF CHARGES | | GROSS CHARGES | WORKING INTEREST | NET CHARGE |
|----------------------------------|---------------------------|------------------|---------------------|---------------|
| COMPANY SUPERVISION | MEWBOURNE OIL COMPANY | 550.00 | 0.031093200 | 17.10 |
| COMPANY SUPERVISION | MEWBOURNE OIL COMPANY | 562.50 | 0.031093200 | 17.49 |
| COMPANY SUPERVISION | MEWBOURNE OIL COMPANY | 287.50 | 0.031093200 | 8.94 |
| COMPANY SUPERVISION | MEWBOURNE OIL COMPANY | 825.00 | 0.031093200 | 25.65 |
| COMPANY SUPERVISION | MEWBOURNE OIL COMPANY | 9,400.00 | 0.031093200 | 292.27 |
| COMPANY SUPERVISION | MEWBOURNE OIL COMPANY | 24,675.00 | 0.031093200 | 767.23 |
| COMPANY SUPERVISION | MEWBOURNE OIL COMPANY | 2,200.00 | 0.031093200 | 68.41 |
| COMPANY SUPERVISION | MEWBOURNE OIL COMPANY | 550.00 | 0.031093200 | 17.10 |
| COMPANY SUPERVISION | MEWBOURNE OIL COMPANY | 712.50 | 0.031093200 | 22.15 |
| COMPANY SUPERVISION | MEWBOURNE OIL COMPANY | 1,162.50 | 0.031093200 | 36.15 |
| COMPANY SUPERVISION | MEWBOURNE OIL COMPANY | 4,125.00 | 0.031093200 | 128.26 |
| COMPANY SUPERVISION | MEWBOURNE OIL COMPANY | 181.25 | 0.031093200 | 5.64 |
| COMPANY SUPERVISION | MEWBOURNE OIL COMPANY | 1,586.25 | 0.031093200 | 49.32 |
| COMPANY SUPERVISION | MEWBOURNE OIL COMPANY | 2,855.25 | 0.031093200 | 88.78 |
| COMPANY SUPERVISION | MEWBOURNE OIL COMPANY | 10,575.00 | 0.031093200 | 328.81 |
| COMPANY SUPERVISION | MEWBOURNE OIL COMPANY | 21,150.00 | 0.031093200 | 657.62 |
| CONTINGENCIES | DIVINE ENERGY SERVICES LL | 2,456.69 | 0.031093200 | 76.39 |
| CONTINGENCIES | RWLS LLC DBA RENEGADE SE | 32,895.05 | 0.031093200 | 1,022.81 |
| CONTINGENCIES | YELLOWJACKET OILFIELD SEI | 61,582.85 | 0.031093200 | 1,914.81 |
| CONTRACT SUPERVISION | GSM OILFIELD SERVICES INC | 9,720.00 | 0.031093200 | 302.23 |
| CONTRACT SUPERVISION | GSM OILFIELD SERVICES INC | 11,038.13 | 0.031093200 | 343.21 |
| CONTRACT SUPERVISION | GSM OILFIELD SERVICES INC | 3,677.40 | 0.031093200 | 114.34 |
| DAMAGES | LIMESTONE LIVESTOCK LLC | 10,035.95 | 0.031093200 | 312.05 |
| DAY WORK, FOOTAGE, TURNKEY | PATTERSON-UTI DRILLING CO | 63,300.00 | 0.031093200 | 1,968.20 |
| DAY WORK, FOOTAGE, TURNKEY | PATTERSON-UTI DRILLING CO | 61,102.09 | 0.031093200 | 1,899.86 |
| DAY WORK, FOOTAGE, TURNKEY | PATTERSON-UTI DRILLING CO | 510,959.27 | 0.031093200 | 15,887.36 |
| DIRECTIONAL SERVICES | BAKER HUGHES OILFIELD | 11,600.55 | 0.031093200 | 360.70 |
| DIRECTIONAL SERVICES | STRYKER ENERGY DIRECTION | 179,553.50 | 0.031093200 | 5,582.89 |
| DIRECTIONAL SERVICES | PHOENIX TECHNOLOGY SERV | 18,214.58 | 0.031093200 | 566.35 |
| EQUIPMENT RENTAL | MAN WELDING SERVICE | 5,802.50 | 0.031093200 | 180.41 |
| EQUIPMENT RENTAL | PATTERSON-UTI DRILLING CO | 4,220.00 | 0.031093200 | 131.21 |
| EQUIPMENT RENTAL | PATTERSON-UTI DRILLING CO | 3,165.00 | 0.031093200 | 98.41 |
| EQUIPMENT RENTAL | PATTERSON-UTI DRILLING CO | 27,430.00 | 0.031093200 | 852.89 |
| EQUIPMENT RENTAL | PASON SYSTEMS USA CORPOF | 22,706.76 | 0.031093200 | 706.03 |
| EQUIPMENT RENTAL | WEATHERFORD US LP | 1,615.54 | 0.031093200 | 50.23 |
| EQUIPMENT RENTAL | WEATHERFORD US LP | 2,493.01 | 0.031093200 | 77.52 |
| EQUIPMENT RENTAL | WEATHERFORD US LP | 28,145.16 | 0.031093200 | 875.12 |
| EQUIPMENT RENTAL | BAKER HUGHES OILFIELD | 22,654.44 | 0.031093200 | 704.40 |
| EQUIPMENT RENTAL | AMERICAN SAFETY SERVICES | 3,001.66 | 0.031093200 | 93.33 |
| EQUIPMENT RENTAL | NATIONAL OILWELL DHT LP | 25,482.60 | 0.031093200 | 792.34 |
| EQUIPMENT RENTAL | BLAIR TOOL LLC | 7,637.09 | 0.031093200 | 237.46 |
| EQUIPMENT RENTAL | CAMPBELL OILFIELD SERVICE | 53,613.75 | 0.031093200 | 1,667.02 |

04-01-2020

108

MEWBOURNE OIL COMPANY

Page 53

TOM M RAGSDALE
400 N SAM HOUSTON PARKWAY EAST
SUITE 601
HOUSTON, TX 77060

INVOICE NO.: 202003-15084

INVOICE DATE: 3-31-2020

OWNER: 035904-1

BILLING FOR: March 2020

| REFERENCE/DESCRIPTION OF CHARGES | | GROSS CHARGES | WORKING INTEREST | NET CHARGE |
|----------------------------------|-----------------------------|------------------|---------------------|---------------|
| EQUIPMENT RENTAL | LA ENTERPRISE SERVICES INC | 893.57 | 0.031093200 | 27.78 |
| EQUIPMENT RENTAL | LA ENTERPRISE SERVICES INC | 525.63 | 0.031093200 | 16.34 |
| EQUIPMENT RENTAL | LA ENTERPRISE SERVICES INC | 735.88 | 0.031093200 | 22.88 |
| EQUIPMENT RENTAL | LA ENTERPRISE SERVICES INC | 262.81 | 0.031093200 | 8.17 |
| EQUIPMENT RENTAL | LA ENTERPRISE SERVICES INC | 262.81 | 0.031093200 | 8.17 |
| EQUIPMENT RENTAL | LA ENTERPRISE SERVICES INC | 735.88 | 0.031093200 | 22.88 |
| EQUIPMENT RENTAL | LA ENTERPRISE SERVICES INC | 630.75 | 0.031093200 | 19.61 |
| EQUIPMENT RENTAL | LA ENTERPRISE SERVICES INC | 525.63 | 0.031093200 | 16.34 |
| EQUIPMENT RENTAL | LA ENTERPRISE SERVICES INC | 262.81 | 0.031093200 | 8.17 |
| EQUIPMENT RENTAL | LA ENTERPRISE SERVICES INC | 1,261.50 | 0.031093200 | 39.22 |
| EQUIPMENT RENTAL | OIL PATCH GROUP INC | 11,432.77 | 0.031093200 | 355.48 |
| EQUIPMENT RENTAL | OIL PATCH GROUP INC | 13,560.04 | 0.031093200 | 421.62 |
| EQUIPMENT RENTAL | AES LOGISTICS LLC | 1,000.00 | 0.031093200 | 31.09 |
| EQUIPMENT RENTAL | DRILLING TOOLS INTERNATIC | 8,297.05 | 0.031093200 | 257.98 |
| EQUIPMENT RENTAL | DRILLING TOOLS INTERNATIC | 1,067.50 | 0.031093200 | 33.19 |
| EQUIPMENT RENTAL | D WEBB INDUSTRIES LLC | 2,948.76 | 0.031093200 | 91.69 |
| EQUIPMENT RENTAL | GRAVITY OILFIELD SERVICES | 1,017.20 | 0.031093200 | 31.63 |
| EQUIPMENT RENTAL | GRAVITY OILFIELD SERVICES | 4,577.39 | 0.031093200 | 142.33 |
| FUEL | FRONK OIL COMPANY INC | 19,831.02 | 0.031093200 | 616.61 |
| FUEL | FRONK OIL COMPANY INC | 14,598.89 | 0.031093200 | 453.93 |
| FUEL | FRONK OIL COMPANY INC | 19,910.85 | 0.031093200 | 619.09 |
| FUEL | FRONK OIL COMPANY INC | 19,827.16 | 0.031093200 | 616.49 |
| FUEL | FRONK OIL COMPANY INC | 19,671.76 | 0.031093200 | 611.66 |
| FUEL | FRONK OIL COMPANY INC | 20,196.86 | 0.031093200 | 627.98 |
| INSPECTION & REPAIR SERVICES | CONNECTION INSPECTION SEI | 807.51 | 0.031093200 | 25.11 |
| INSPECTION & REPAIR SERVICES | CONNECTION INSPECTION SEI | 3,033.91 | 0.031093200 | 94.33 |
| INSPECTION & REPAIR SERVICES | CHARLIE'S FIELD SERVICE INC | 1,390.70 | 0.031093200 | 43.24 |
| INSPECTION & REPAIR SERVICES | CHARLIE'S FIELD SERVICE INC | 1,635.20 | 0.031093200 | 50.84 |
| INSPECTION & REPAIR SERVICES | CHARLIE'S FIELD SERVICE INC | 3,132.66 | 0.031093200 | 97.40 |
| INSPECTION & REPAIR SERVICES | CHARLIE'S FIELD SERVICE INC | 1,584.20 | 0.031093200 | 49.26 |
| INSPECTION & REPAIR SERVICES | BLAIR TOOL LLC | 929.27 | 0.031093200 | 28.89 |
| INSPECTION & REPAIR SERVICES | SMITH INTERNATIONAL INC | 18,518.18 | 0.031093200 | 575.79 |
| INSPECTION & REPAIR SERVICES | KNIGHT ENERGY HOLDINGS L | 10,579.63 | 0.031093200 | 328.95 |
| INSPECTION & REPAIR SERVICES | KNIGHT ENERGY HOLDINGS L | 18,288.98 | 0.031093200 | 568.66 |
| INTANGIBLE SUPPLIES | NOV TUBOSCOPE | 5,314.15 | 0.031093200 | 165.23 |
| INTANGIBLE SUPPLIES | NATIONAL OIL WELL VARCO I | 3,931.68 | 0.031093200 | 122.25 |
| INTANGIBLE SUPPLIES | CONTINENTAL WIRE CLOTH L | 6,730.91 | 0.031093200 | 209.29 |
| INTANGIBLE SUPPLIES | CONTINENTAL WIRE CLOTH L | 1,856.80 | 0.031093200 | 57.73 |
| INTANGIBLE SUPPLIES | CONTINENTAL WIRE CLOTH L | 5,570.40 | 0.031093200 | 173.20 |
| LOCATION RESTORATION | SUNDANCE SERVICES INC | 64,961.62 | 0.031093200 | 2,019.86 |
| LOCATION RESTORATION | SUNDANCE SERVICES INC | 19,638.19 | 0.031093200 | 610.61 |
| LOCATION RESTORATION | STONE OILFIELD SERVICE INC | 2,949.38 | 0.031093200 | 91.70 |

04-01-2020

109

MEWBOURNE OIL COMPANY

Page 54

TOM M RAGSDALE
400 N SAM HOUSTON PARKWAY EAST
SUITE 601
HOUSTON, TX 77060

INVOICE NO.: 202003-15084

INVOICE DATE: 3-31-2020

OWNER: 035904-1

BILLING FOR: March 2020

| REFERENCE/DESCRIPTION OF CHARGES | | GROSS CHARGES | WORKING INTEREST | NET CHARGE |
|----------------------------------|----------------------------|------------------|---------------------|---------------|
| LOCATION RESTORATION | DUKE OILFIELD SERVICES LLC | 2,806.30 | 0.031093200 | 87.26 |
| LOCATION RESTORATION | DUKE OILFIELD SERVICES LLC | 2,785.20 | 0.031093200 | 86.60 |
| LOCATION RESTORATION | DUKE OILFIELD SERVICES LLC | 18,631.30 | 0.031093200 | 579.31 |
| LOCATION RESTORATION | DUKE OILFIELD SERVICES LLC | 12,027.00 | 0.031093200 | 373.96 |
| LOCATION RESTORATION | DUKE OILFIELD SERVICES LLC | 3,249.40 | 0.031093200 | 101.03 |
| LOCATION RESTORATION | DUKE OILFIELD SERVICES LLC | 1,804.05 | 0.031093200 | 56.09 |
| LOCATION RESTORATION | DUKE OILFIELD SERVICES LLC | 3,249.40 | 0.031093200 | 101.03 |
| LOCATION RESTORATION | DUKE OILFIELD SERVICES LLC | 3,006.75 | 0.031093200 | 93.49 |
| LOCATION RESTORATION | DUKE OILFIELD SERVICES LLC | 3,249.40 | 0.031093200 | 101.03 |
| LOCATION RESTORATION | ZH SERVICES INC | 3,304.73 | 0.031093200 | 102.76 |
| LOCATION RESTORATION | LA ENTERPRISE SERVICES INC | 735.88 | 0.031093200 | 22.88 |
| LOCATION RESTORATION | LA ENTERPRISE SERVICES INC | 262.81 | 0.031093200 | 8.17 |
| LOCATION RESTORATION | R360 ENVIRONMENTAL SOLUT | 15,759.65 | 0.031093200 | 490.02 |
| LOCATION RESTORATION | R360 ENVIRONMENTAL SOLUT | 3,522.68 | 0.031093200 | 109.53 |
| LOCATION RESTORATION | R360 ENVIRONMENTAL SOLUT | 1,008.31 | 0.031093200 | 31.35 |
| LOCATION RESTORATION | CHARLIE'S TRUCKING LLC | 4,468.62 | 0.031093200 | 138.94 |
| LOCATION RESTORATION | CHARLIE'S TRUCKING LLC | 18,117.34 | 0.031093200 | 563.32 |
| LOCATION RESTORATION | CHARLIE'S TRUCKING LLC | 21,323.06 | 0.031093200 | 663.01 |
| LOCATION RESTORATION | CHARLIE'S TRUCKING LLC | 874.30 | 0.031093200 | 27.18 |
| LOCATION RESTORATION | CHARLIE'S TRUCKING LLC | 777.15 | 0.031093200 | 24.16 |
| LOCATION RESTORATION | CHARLIE'S TRUCKING LLC | 1,165.73 | 0.031093200 | 36.24 |
| LOCATION RESTORATION | CHARLIE'S TRUCKING LLC | 1,360.01 | 0.031093200 | 42.29 |
| LOCATION RESTORATION | CHARLIE'S TRUCKING LLC | 9,422.94 | 0.031093200 | 293.00 |
| LOCATION RESTORATION | CHARLIE'S TRUCKING LLC | 971.44 | 0.031093200 | 30.20 |
| LOCATION RESTORATION | CHARLIE'S TRUCKING LLC | 1,165.73 | 0.031093200 | 36.24 |
| LOCATION RESTORATION | CHARLIE'S TRUCKING LLC | 8,062.91 | 0.031093200 | 250.70 |
| LOCATION RESTORATION | CHARLIE'S TRUCKING LLC | 1,845.73 | 0.031093200 | 57.39 |
| LOCATION, ROADS, PITS & SITE | A-1 SIGN ENGRAVERS INC | 68.60 | 0.031093200 | 2.13 |
| LOCATION, ROADS, PITS & SITE | DIAMONDBACK DISPOSAL SEI | 39,445.86 | 0.031093200 | 1,226.50 |
| LOCATION, ROADS, PITS & SITE | DIAMONDBACK DISPOSAL SEI | 18,740.26 | 0.031093200 | 582.69 |
| LOCATION, ROADS, PITS & SITE | MCCULLAR AND SON'S WELD | 1,324.48 | 0.031093200 | 41.18 |
| LOCATION, ROADS, PITS & SITE | GRIGRY READY DRILL LLC | 21,550.63 | 0.031093200 | 670.08 |
| LOCATION, ROADS, PITS & SITE | AR ENTERPRISES LLC | 18,036.00 | 0.031093200 | 560.80 |
| LOGGING, WIRELINE & CORING SER | PHOENIX TECHNOLOGY SERV | 2,387.51 | 0.031093200 | 74.23 |
| LOGGING, WIRELINE & CORING SER | PHOENIX TECHNOLOGY SERV | 250.00 | 0.031093200 | 7.77 |
| MUD | ANCHOR DRILLING FLUIDS US | 71,934.07 | 0.031093200 | 2,236.66 |
| MUD LOGGING | MORCO GEOLOGICAL SERVIC | 16,399.50 | 0.031093200 | 509.91 |
| OVERHEAD FIXED RATE | MEWBOURNE OIL COMPANY | 756.78 | 0.031093200 | 23.53 |
| OVERHEAD FIXED RATE | MEWBOURNE OIL COMPANY | 6,813.55 | 0.031093200 | 211.85 |
| PERMITS AND SURVEYS | RRC SURVEYING LLC | 4,699.76 | 0.031093200 | 146.14 |
| PERMITS AND SURVEYS | BOONE ARCHAEOLOGICAL RE | 318.39 | 0.031093200 | 9.90 |
| PERMITS AND SURVEYS | BUREAU OF LAND MANAGEM | 9,790.00 | 0.031093200 | 304.40 |

04-01-2020

110

MEWBOURNE OIL COMPANY

Page 55

TOM M RAGSDALE
400 N SAM HOUSTON PARKWAY EAST
SUITE 601
HOUSTON, TX 77060

INVOICE NO.: 202003-15084

INVOICE DATE: 3-31-2020

OWNER: 035904-1

BILLING FOR: March 2020

| REFERENCE/DESCRIPTION OF CHARGES | | GROSS CHARGES | WORKING INTEREST | NET CHARGE |
|----------------------------------|----------------------------|------------------|---------------------|---------------|
| RIG MOBILIZATION | WILBANKS TRUCKING SERVIC | 76,487.50 | 0.031093200 | 2,378.24 |
| TESTING | MAN WELDING SERVICE | 6,382.75 | 0.031093200 | 198.46 |
| TESTING | MAN WELDING SERVICE | 7,748.98 | 0.031093200 | 240.94 |
| TESTING | MAN WELDING SERVICE | 4,747.50 | 0.031093200 | 147.61 |
| TRANSPORTATION | ACME TRUCK LINE INC | 2,708.44 | 0.031093200 | 84.21 |
| TRANSPORTATION | ACME TRUCK LINE INC | 790.87 | 0.031093200 | 24.59 |
| TRANSPORTATION | HUGHES OILFIELD TRANSPOR | 424.63 | 0.031093200 | 13.20 |
| TRANSPORTATION | HUGHES OILFIELD TRANSPOR | 400.28 | 0.031093200 | 12.45 |
| TRANSPORTATION | HUGHES OILFIELD TRANSPOR | 424.63 | 0.031093200 | 13.20 |
| TRANSPORTATION | DIVINE ENERGY SERVICES LL | 1,528.48 | 0.031093200 | 47.53 |
| TRANSPORTATION | DIVINE ENERGY SERVICES LL | 1,649.87 | 0.031093200 | 51.30 |
| TRANSPORTATION | MCCULLAR AND SON'S WELDI | 1,006.60 | 0.031093200 | 31.30 |
| TRANSPORTATION | MCCULLAR AND SON'S WELDI | 863.56 | 0.031093200 | 26.85 |
| TRANSPORTATION | MCCULLAR AND SON'S WELDI | 863.56 | 0.031093200 | 26.85 |
| TRANSPORTATION | MCCULLAR AND SON'S WELDI | 821.18 | 0.031093200 | 25.53 |
| TRANSPORTATION | MCCULLAR AND SON'S WELDI | 821.18 | 0.031093200 | 25.53 |
| TRANSPORTATION | TEJAS HOT SHOT SERVICE & | 714.19 | 0.031093200 | 22.21 |
| TRANSPORTATION | TEJAS HOT SHOT SERVICE & | 971.55 | 0.031093200 | 30.21 |
| TRANSPORTATION | TEJAS HOT SHOT SERVICE & | 488.11 | 0.031093200 | 15.18 |
| TRANSPORTATION | WILBANKS TRUCKING SERVIC | 791.25 | 0.031093200 | 24.60 |
| TRANSPORTATION | WILBANKS TRUCKING SERVIC | 1,396.89 | 0.031093200 | 43.43 |
| TRANSPORTATION | AES LOGISTICS LLC | 510.00 | 0.031093200 | 15.86 |
| TRANSPORTATION | AES LOGISTICS LLC | 2,145.00 | 0.031093200 | 66.70 |
| TRANSPORTATION | AES LOGISTICS LLC | 1,020.00 | 0.031093200 | 31.72 |
| TRANSPORTATION | AES LOGISTICS LLC | 1,020.00 | 0.031093200 | 31.72 |
| TRANSPORTATION | AES LOGISTICS LLC | 1,125.00 | 0.031093200 | 34.98 |
| TRANSPORTATION | AES LOGISTICS LLC | 1,425.00 | 0.031093200 | 44.31 |
| TRANSPORTATION | AES LOGISTICS LLC | 1,000.00 | 0.031093200 | 31.09 |
| WATER AND OTHER | DUKE OILFIELD SERVICES LLC | 1,474.37 | 0.031093200 | 45.84 |
| WATER AND OTHER | DUKE OILFIELD SERVICES LLC | 1,090.34 | 0.031093200 | 33.90 |
| WATER AND OTHER | ZH SERVICES INC | 2,502.76 | 0.031093200 | 77.82 |
| WATER AND OTHER | LA ENTERPRISE SERVICES INC | 262.81 | 0.031093200 | 8.17 |
| WATER AND OTHER | LA ENTERPRISE SERVICES INC | 525.63 | 0.031093200 | 16.34 |
| WATER AND OTHER | LA ENTERPRISE SERVICES INC | 735.88 | 0.031093200 | 22.88 |
| WATER AND OTHER | LA ENTERPRISE SERVICES INC | 525.63 | 0.031093200 | 16.34 |
| WATER AND OTHER | LA ENTERPRISE SERVICES INC | 735.88 | 0.031093200 | 22.88 |
| WATER AND OTHER | LA ENTERPRISE SERVICES INC | 525.63 | 0.031093200 | 16.34 |
| WATER AND OTHER | LA ENTERPRISE SERVICES INC | 525.63 | 0.031093200 | 16.34 |
| WATER AND OTHER | CHARLIE'S TRUCKING LLC | 406.92 | 0.031093200 | 12.65 |
| WATER AND OTHER | CHARLIE'S TRUCKING LLC | 9,870.82 | 0.031093200 | 306.92 |
| WATER AND OTHER | CHARLIE'S TRUCKING LLC | 3,269.40 | 0.031093200 | 101.66 |
| WATER AND OTHER | CHARLIE'S TRUCKING LLC | 1,165.74 | 0.031093200 | 36.25 |

04-01-2020

111

MEWBOURNE OIL COMPANY

Page 56

TOM M RAGSDALE
400 N SAM HOUSTON PARKWAY EAST
SUITE 601
HOUSTON, TX 77060

INVOICE NO.: 202003-15084

INVOICE DATE: 3-31-2020

OWNER: 035904-1

BILLING FOR: March 2020

| REFERENCE/DESCRIPTION OF CHARGES | | GROSS CHARGES | WORKING INTEREST | NET CHARGE |
|--|---------------------------|---------------------|---------------------|------------------|
| WATER AND OTHER | CHARLIE'S TRUCKING LLC | 1,126.86 | 0.031093200 | 35.04 |
| WATER AND OTHER | CHARLIE'S TRUCKING LLC | 1,220.76 | 0.031093200 | 37.96 |
| WATER AND OTHER | CHARLIE'S TRUCKING LLC | 194.29 | 0.031093200 | 6.04 |
| WATER AND OTHER | CHARLIE'S TRUCKING LLC | 626.04 | 0.031093200 | 19.47 |
| WATER AND OTHER | CHARLIE'S TRUCKING LLC | 2,441.52 | 0.031093200 | 75.92 |
| WATER AND OTHER | CHARLIE'S TRUCKING LLC | 2,034.60 | 0.031093200 | 63.26 |
| WELDING & CONSTRUCTION | MCCULLAR AND SON'S WELDI | 720.52 | 0.031093200 | 22.40 |
| WELDING & CONSTRUCTION | MCCULLAR AND SON'S WELDI | 540.39 | 0.031093200 | 16.80 |
| WELDING & CONSTRUCTION | MCCULLAR AND SON'S WELDI | 450.33 | 0.031093200 | 14.00 |
| WELDING & CONSTRUCTION | MEWBOURNE OIL COMPANY | 900.00 | 0.031093200 | 27.98 |
| WELDING & CONSTRUCTION | MEWBOURNE OIL COMPANY | 900.00 | 0.031093200 | 27.98 |
| WELDING & CONSTRUCTION | MEWBOURNE OIL COMPANY | 900.00 | 0.031093200 | 27.98 |
| WELDING & CONSTRUCTION | MEWBOURNE OIL COMPANY | 450.00 | 0.031093200 | 13.99 |
| WELL / LEASE LEGAL | KELLY HART & HALLMAN LLI | 21,508.78 | 0.031093200 | 668.78 |
| Total Intangible Well Cost Cost | | 2,364,711.84 | | 73,526.33 |
| <u>Tangible Well Cost</u> | | | | |
| CASING (10.1" - 19.0") | BASIN SUPPLY LP | 67,691.75 | 0.031093200 | 2,104.75 |
| CASING (10.1" - 19.0") | BASIN SUPPLY LP | -1,486.95 | 0.031093200 | -46.23 |
| CASING (6.1" - 8.0") | BASIN SUPPLY LP | 359,359.22 | 0.031093200 | 11,173.63 |
| CASING (6.1" - 8.0") | BASIN SUPPLY LP | -8,172.65 | 0.031093200 | -254.11 |
| CASING (8.1" - 10.0") | BASIN SUPPLY LP | 87,766.97 | 0.031093200 | 2,728.96 |
| CASING (8.1" - 10.0") | BASIN SUPPLY LP | 33,733.74 | 0.031093200 | 1,048.89 |
| CASING (8.1" - 10.0") | BASIN SUPPLY LP | 100,143.14 | 0.031093200 | 3,113.77 |
| CASING (8.1" - 10.0") | BASIN SUPPLY LP | -67,886.78 | 0.031093200 | -2,110.82 |
| DRILLING HEAD | CAMERON INTERNATIONAL | 34,316.70 | 0.031093200 | 1,067.02 |
| DRILLING HEAD | CAMERON INTERNATIONAL | 3,180.03 | 0.031093200 | 98.88 |
| DRILLING HEAD | CAMERON INTERNATIONAL | 3,248.36 | 0.031093200 | 101.00 |
| DRILLING HEAD | CAMERON INTERNATIONAL | 2,749.02 | 0.031093200 | 85.48 |
| Total Tangible Well Cost Cost | | 614,642.55 | | 19,111.22 |
| 62776000-9,210 SUBTOTAL | | 2,979,354.39 | | 92,637.55 |
| PROPERTY: 62776000 62776000-9,211 IBEX 10 B3OB FED COM 1H | | | | |
| <u>Intangible Well Cost</u> | | | | |
| EQUIPMENT RENTAL | CHARLIE'S TRUCKING LLC | 3,740.03 | 0.031093200 | 116.29 |
| EQUIPMENT RENTAL | CHARLIE'S TRUCKING LLC | 6,233.39 | 0.031093200 | 193.82 |
| INSPECTION & REPAIR SERVICES | PATTERSON-UTI DRILLING CO | 12,497.26 | 0.031093200 | 388.58 |
| INSPECTION & REPAIR SERVICES | PATTERSON-UTI DRILLING CO | -12,497.26 | 0.031093200 | -388.58 |
| INSPECTION & REPAIR SERVICES | PATTERSON-UTI DRILLING CO | 12,497.26 | 0.031093200 | 388.58 |
| MUD | CHARLIE'S TRUCKING LLC | 3,278.62 | 0.031093200 | 101.94 |
| RIG MOBILIZATION | CHARLIE'S TRUCKING LLC | 8,354.39 | 0.031093200 | 259.76 |
| RIG MOBILIZATION | CHARLIE'S TRUCKING LLC | 1,554.30 | 0.031093200 | 48.33 |
| WATER AND OTHER | CHARLIE'S TRUCKING LLC | 194.29 | 0.031093200 | 6.04 |

04-01-2020

112

MEWBOURNE OIL COMPANY

Page 57

TOM M RAGSDALE
400 N SAM HOUSTON PARKWAY EAST
SUITE 601
HOUSTON, TX 77060

INVOICE NO.: 202003-15084

INVOICE DATE: 3-31-2020

OWNER: 035904-1

BILLING FOR: March 2020

| REFERENCE/DESCRIPTION OF CHARGES | | GROSS CHARGES | WORKING INTEREST | NET CHARGE |
|--|---------------------------|------------------|---------------------|-----------------|
| WATER AND OTHER | CHARLIE'S TRUCKING LLC | 5,809.25 | 0.031093200 | 180.63 |
| WATER AND OTHER | CHARLIE'S TRUCKING LLC | 2,817.20 | 0.031093200 | 87.60 |
| WATER AND OTHER | CHARLIE'S TRUCKING LLC | 582.87 | 0.031093200 | 18.12 |
| Total Intangible Well Cost Cost | | 45,061.60 | | 1,401.11 |
| <u>Intangible Well Cost</u> | | | | |
| CEMENTING | GRIGRY READY DRILL LLC | 1,576.88 | 0.031093200 | 49.03 |
| EQUIPMENT RENTAL | OIL PATCH GROUP INC | 351.16 | 0.031093200 | 10.92 |
| LOCATION RESTORATION | CHARLIE'S TRUCKING LLC | 3,108.60 | 0.031093200 | 96.66 |
| LOCATION RESTORATION | CHARLIE'S TRUCKING LLC | 777.15 | 0.031093200 | 24.16 |
| LOCATION RESTORATION | CHARLIE'S TRUCKING LLC | 1,165.73 | 0.031093200 | 36.25 |
| MUD | CHARLIE'S TRUCKING LLC | 485.72 | 0.031093200 | 15.10 |
| TRANSPORTATION | CHARLIE'S TRUCKING LLC | 3,508.01 | 0.031093200 | 109.08 |
| WATER AND OTHER | CHARLIE'S TRUCKING LLC | 8,232.32 | 0.031093200 | 255.97 |
| WATER AND OTHER | CHARLIE'S TRUCKING LLC | 6,229.02 | 0.031093200 | 193.68 |
| Total Intangible Well Cost Cost | | 25,434.59 | | 790.85 |
| <u>Intangible Well Cost</u> | | | | |
| WELL / LEASE INSURANCE | LOCKTON COMPANIES LLC | 3,030.70 | 0.031093200 | 94.23 |
| Total Intangible Well Cost Cost | | 3,030.70 | | 94.23 |
| 62776000-9,211 SUBTOTAL | | 73,526.89 | | 2,286.19 |
| PROPERTY: 62776000 62776000-9,220 IBEX 10 B3OB FED COM 1H | | | | |
| <u>Intangible Well Cost</u> | | | | |
| CASING, TUBING, SNUBING SERV | BUTCH'S RAT HOLE & ANCHOI | 7,253.13 | 0.031093200 | 225.53 |
| CASING, TUBING, SNUBING SERV | RED BONE SERVICES LLC | 788.44 | 0.031093200 | 24.52 |
| CASING, TUBING, SNUBING SERV | TAUREX DRILL BITS LLC | 3,178.75 | 0.031093200 | 98.84 |
| CEMENTING | BJ SERVICES LLC | 17,441.56 | 0.031093200 | 542.31 |
| COMPANY SUPERVISION | MEWBOURNE OIL COMPANY | 562.50 | 0.031093200 | 17.49 |
| COMPANY SUPERVISION | MEWBOURNE OIL COMPANY | 881.25 | 0.031093200 | 27.40 |
| COMPANY SUPERVISION | MEWBOURNE OIL COMPANY | 562.50 | 0.031093200 | 17.49 |
| COMPANY SUPERVISION | MEWBOURNE OIL COMPANY | 562.50 | 0.031093200 | 17.49 |
| COMPANY SUPERVISION | MEWBOURNE OIL COMPANY | 281.25 | 0.031093200 | 8.74 |
| COMPANY SUPERVISION | MEWBOURNE OIL COMPANY | 293.75 | 0.031093200 | 9.13 |
| COMPANY SUPERVISION | MEWBOURNE OIL COMPANY | 1,125.00 | 0.031093200 | 34.98 |
| COMPANY SUPERVISION | MEWBOURNE OIL COMPANY | 2,250.00 | 0.031093200 | 69.96 |
| COMPANY SUPERVISION | MEWBOURNE OIL COMPANY | 2,250.00 | 0.031093200 | 69.96 |
| COMPANY SUPERVISION | MEWBOURNE OIL COMPANY | 1,125.00 | 0.031093200 | 34.98 |
| COMPANY SUPERVISION | MEWBOURNE OIL COMPANY | 2,250.00 | 0.031093200 | 69.96 |
| COMPANY SUPERVISION | MEWBOURNE OIL COMPANY | 5,625.00 | 0.031093200 | 174.90 |
| COMPANY SUPERVISION | MEWBOURNE OIL COMPANY | 1,125.00 | 0.031093200 | 34.98 |
| COMPANY SUPERVISION | MEWBOURNE OIL COMPANY | 1,200.00 | 0.031093200 | 37.31 |

04-01-2020

113

MEWBOURNE OIL COMPANY

Page 58

TOM M RAGSDALE
400 N SAM HOUSTON PARKWAY EAST
SUITE 601
HOUSTON, TX 77060

INVOICE NO.: 202003-15084

INVOICE DATE: 3-31-2020

OWNER: 035904-1

BILLING FOR: March 2020

| REFERENCE/DESCRIPTION OF CHARGES | | GROSS CHARGES | WORKING INTEREST | NET CHARGE |
|----------------------------------|-----------------------------|------------------|---------------------|---------------|
| COMPANY SUPERVISION | MEWBOURNE OIL COMPANY | 562.50 | 0.031093200 | 17.49 |
| COMPANY SUPERVISION | MEWBOURNE OIL COMPANY | 2,812.50 | 0.031093200 | 87.45 |
| COMPANY SUPERVISION | MEWBOURNE OIL COMPANY | 1,125.00 | 0.031093200 | 34.98 |
| COMPANY SUPERVISION | MEWBOURNE OIL COMPANY | 1,687.50 | 0.031093200 | 52.47 |
| COMPANY SUPERVISION | MEWBOURNE OIL COMPANY | 562.50 | 0.031093200 | 17.49 |
| COMPANY SUPERVISION | MEWBOURNE OIL COMPANY | 562.50 | 0.031093200 | 17.49 |
| COMPANY SUPERVISION | MEWBOURNE OIL COMPANY | 2,250.00 | 0.031093200 | 69.96 |
| COMPANY SUPERVISION | MEWBOURNE OIL COMPANY | 281.25 | 0.031093200 | 8.74 |
| COMPANY SUPERVISION | MEWBOURNE OIL COMPANY | 1,687.50 | 0.031093200 | 52.47 |
| COMPANY SUPERVISION | MEWBOURNE OIL COMPANY | 1,687.50 | 0.031093200 | 52.47 |
| COMPANY SUPERVISION | MEWBOURNE OIL COMPANY | 562.50 | 0.031093200 | 17.49 |
| COMPANY SUPERVISION | MEWBOURNE OIL COMPANY | 1,125.00 | 0.031093200 | 34.98 |
| COMPANY SUPERVISION | MEWBOURNE OIL COMPANY | 2,250.00 | 0.031093200 | 69.96 |
| COMPANY SUPERVISION | MEWBOURNE OIL COMPANY | 1,687.50 | 0.031093200 | 52.47 |
| COMPANY SUPERVISION | MEWBOURNE OIL COMPANY | 600.00 | 0.031093200 | 18.66 |
| COMPANY SUPERVISION | MEWBOURNE OIL COMPANY | 1,200.00 | 0.031093200 | 37.31 |
| COMPANY SUPERVISION | MEWBOURNE OIL COMPANY | 600.00 | 0.031093200 | 18.66 |
| COMPANY SUPERVISION | MEWBOURNE OIL COMPANY | 2,812.50 | 0.031093200 | 87.45 |
| COMPANY SUPERVISION | MEWBOURNE OIL COMPANY | 1,687.50 | 0.031093200 | 52.47 |
| CONTRACT SUPERVISION | GSM OILFIELD SERVICES INC | 4,422.60 | 0.031093200 | 137.51 |
| CONTRACT SUPERVISION | SDS PETROLEUM CONSULTAN | 2,373.75 | 0.031093200 | 73.81 |
| CONTRACT SUPERVISION | SDS PETROLEUM CONSULTAN | 6,330.00 | 0.031093200 | 196.82 |
| CONTRACT SUPERVISION | SDS PETROLEUM CONSULTAN | 3,165.00 | 0.031093200 | 98.41 |
| CONTRACT SUPERVISION | SDS PETROLEUM CONSULTAN | 1,793.50 | 0.031093200 | 55.77 |
| CONTRACT SUPERVISION | SDS PETROLEUM CONSULTAN | 1,793.50 | 0.031093200 | 55.77 |
| DAY WORK, FOOTAGE, TURNKEY | PATTERSON-UTI DRILLING CO | 39,542.54 | 0.031093200 | 1,229.50 |
| EQUIPMENT RENTAL | GUNS UP SERVICES | 1,078.47 | 0.031093200 | 33.53 |
| EQUIPMENT RENTAL | WHITE TRASH TRAILERS LLC | 534.08 | 0.031093200 | 16.61 |
| EQUIPMENT RENTAL | LESLIE CRAIG | 614.97 | 0.031093200 | 19.12 |
| EQUIPMENT RENTAL | TRINITY OILFIELD SERVICES & | 1,318.75 | 0.031093200 | 41.00 |
| EQUIPMENT RENTAL | MORAN EQUIPMENT LLC | 949.50 | 0.031093200 | 29.52 |
| FUEL | PILOT THOMAS LOGISTICS LL | 197,585.64 | 0.031093200 | 6,143.57 |
| HORIZONTAL DRILLOUT SERVICES | THRU TUBING SOLUTIONS INC | 20,697.50 | 0.031093200 | 643.55 |
| HORIZONTAL DRILLOUT SERVICES | THRU TUBING SOLUTIONS INC | 46,425.26 | 0.031093200 | 1,443.50 |
| HORIZONTAL DRILLOUT SERVICES | CC FORBES LLC | 116,520.03 | 0.031093200 | 3,622.98 |
| HORIZONTAL DRILLOUT SERVICES | PRESTIGE EQUIPMENT RENTA | 1,064.80 | 0.031093200 | 33.11 |
| HORIZONTAL DRILLOUT SERVICES | PRESTIGE EQUIPMENT RENTA | 1,897.96 | 0.031093200 | 59.01 |
| HORIZONTAL DRILLOUT SERVICES | GUNS UP SERVICES | 2,396.02 | 0.031093200 | 74.50 |
| HORIZONTAL DRILLOUT SERVICES | GUNS UP SERVICES | 482.90 | 0.031093200 | 15.01 |
| HORIZONTAL DRILLOUT SERVICES | GUNS UP SERVICES | 241.45 | 0.031093200 | 7.51 |
| HORIZONTAL DRILLOUT SERVICES | GUNS UP SERVICES | 547.28 | 0.031093200 | 17.02 |
| HORIZONTAL DRILLOUT SERVICES | GUNS UP SERVICES | 6,202.50 | 0.031093200 | 192.86 |

04-01-2020

114

MEWBOURNE OIL COMPANY

Page 59

TOM M RAGSDALE
400 N SAM HOUSTON PARKWAY EAST
SUITE 601
HOUSTON, TX 77060

INVOICE NO.: 202003-15084

INVOICE DATE: 3-31-2020

OWNER: 035904-1

BILLING FOR: March 2020

| REFERENCE/DESCRIPTION OF CHARGES | | GROSS CHARGES | WORKING INTEREST | NET CHARGE |
|----------------------------------|-----------------------------|------------------|---------------------|---------------|
| HORIZONTAL DRILLOUT SERVICES | GUNS UP SERVICES | 2,064.69 | 0.031093200 | 64.20 |
| HORIZONTAL DRILLOUT SERVICES | GUNS UP SERVICES | 408.05 | 0.031093200 | 12.69 |
| HORIZONTAL DRILLOUT SERVICES | GUNS UP SERVICES | 482.90 | 0.031093200 | 15.01 |
| HORIZONTAL DRILLOUT SERVICES | GUNS UP SERVICES | 16,740.74 | 0.031093200 | 520.52 |
| HORIZONTAL DRILLOUT SERVICES | GUNS UP SERVICES | 128.77 | 0.031093200 | 4.00 |
| HORIZONTAL DRILLOUT SERVICES | WHITE TRASH TRAILERS LLC | 606.91 | 0.031093200 | 18.87 |
| HORIZONTAL DRILLOUT SERVICES | TURNCO ENTERPRISES LLC | 767.91 | 0.031093200 | 23.87 |
| HORIZONTAL DRILLOUT SERVICES | UNITED WELL SERVICE LLC | 2,639.94 | 0.031093200 | 82.08 |
| HORIZONTAL DRILLOUT SERVICES | LESLIE CRAIG | 2,982.90 | 0.031093200 | 92.75 |
| HORIZONTAL DRILLOUT SERVICES | LESLIE CRAIG | 2,496.72 | 0.031093200 | 77.63 |
| HORIZONTAL DRILLOUT SERVICES | TRINITY OILFIELD SERVICES & | 1,008.73 | 0.031093200 | 31.36 |
| HORIZONTAL DRILLOUT SERVICES | TAUREX DRILL BITS LLC | 3,481.51 | 0.031093200 | 108.25 |
| HORIZONTAL DRILLOUT SERVICES | DIVINE WIRELINE SOLUTIONS | 6,837.07 | 0.031093200 | 212.59 |
| INSPECTION & REPAIR SERVICES | CHARLIE'S FIELD SERVICE INC | 468.87 | 0.031093200 | 14.58 |
| LOCATION RESTORATION | HOBBS ANCHOR INC | 1,292.38 | 0.031093200 | 40.18 |
| LOCATION RESTORATION | SUNDANCE SERVICES INC | 517.78 | 0.031093200 | 16.10 |
| LOCATION RESTORATION | STONE OILFIELD SERVICE INC | 2,003.69 | 0.031093200 | 62.30 |
| LOCATION RESTORATION | DUKE OILFIELD SERVICES LLC | 290.12 | 0.031093200 | 9.02 |
| LOCATION RESTORATION | GUNS UP SERVICES | 1,021.88 | 0.031093200 | 31.77 |
| LOCATION RESTORATION | GUNS UP SERVICES | 753.33 | 0.031093200 | 23.43 |
| LOCATION RESTORATION | 50-50 BACKHOE SERVICE LLC | 701.17 | 0.031093200 | 21.80 |
| LOCATION RESTORATION | 50-50 BACKHOE SERVICE LLC | 2,760.41 | 0.031093200 | 85.83 |
| LOCATION RESTORATION | 50-50 BACKHOE SERVICE LLC | 23,035.75 | 0.031093200 | 716.26 |
| LOCATION RESTORATION | 50-50 BACKHOE SERVICE LLC | 5,394.79 | 0.031093200 | 167.74 |
| LOCATION RESTORATION | 50-50 BACKHOE SERVICE LLC | 493.61 | 0.031093200 | 15.35 |
| LOCATION RESTORATION | 50-50 BACKHOE SERVICE LLC | 755.27 | 0.031093200 | 23.48 |
| LOCATION RESTORATION | 50-50 BACKHOE SERVICE LLC | 755.26 | 0.031093200 | 23.48 |
| LOCATION RESTORATION | R360 ENVIRONMENTAL SOLUT | 660.11 | 0.031093200 | 20.53 |
| LOCATION RESTORATION | R360 ENVIRONMENTAL SOLUT | 133.51 | 0.031093200 | 4.15 |
| LOCATION RESTORATION | R360 ENVIRONMENTAL SOLUT | 397.88 | 0.031093200 | 12.37 |
| LOGGING, WIRELINE & CORING | HALLIBURTON ENERGY SERV | 29,735.18 | 0.031093200 | 924.56 |
| LOGGING, WIRELINE & CORING | REPEAT PRECISION LLC | 10,000.00 | 0.031093200 | 310.93 |
| LOGGING, WIRELINE & CORING | XTREME CRANE & RIGGING LI | 8,260.00 | 0.031093200 | 256.83 |
| LOGGING, WIRELINE & CORING | XTREME CRANE & RIGGING LI | 19,000.00 | 0.031093200 | 590.77 |
| LOGGING, WIRELINE & CORING | ALTITUDE ENERGY PARTNER: | 77,964.51 | 0.031093200 | 2,424.17 |
| LOGGING, WIRELINE & CORING | ALTITUDE ENERGY PARTNER: | 72,162.00 | 0.031093200 | 2,243.75 |
| MISC. AIR & PUMPING SERVICES | L & E SERVICES LLC | 374.34 | 0.031093200 | 11.64 |
| MISC. AIR & PUMPING SERVICES | GUNS UP SERVICES | 1,321.82 | 0.031093200 | 41.10 |
| MISC. AIR & PUMPING SERVICES | GUNS UP SERVICES | 2,081.03 | 0.031093200 | 64.70 |
| MISC. AIR & PUMPING SERVICES | UNITED WELL SERVICE LLC | 71.52 | 0.031093200 | 2.22 |
| MISC. AIR & PUMPING SERVICES | UNITED WELL SERVICE LLC | 2,097.97 | 0.031093200 | 65.23 |
| MISC. AIR & PUMPING SERVICES | AY TRUCKING INC | 504.60 | 0.031093200 | 15.69 |

04-01-2020

115

MEWBOURNE OIL COMPANY

Page 60

TOM M RAGSDALE
400 N SAM HOUSTON PARKWAY EAST
SUITE 601
HOUSTON, TX 77060

INVOICE NO.: 202003-15084

INVOICE DATE: 3-31-2020

OWNER: 035904-1

BILLING FOR: March 2020

| REFERENCE/DESCRIPTION OF CHARGES | | GROSS CHARGES | WORKING INTEREST | NET CHARGE |
|----------------------------------|-----------------------------|---------------|------------------|------------|
| OVERHEAD FIXED RATE | MEWBOURNE OIL COMPANY | 13,322.88 | 0.031093200 | 414.25 |
| OVERHEAD FIXED RATE | MEWBOURNE OIL COMPANY | 1,261.52 | 0.031093200 | 39.23 |
| OVERHEAD FIXED RATE | MEWBOURNE OIL COMPANY | 3,129.01 | 0.031093200 | 97.29 |
| ROW & EASEMENTS | STATE OF NEW MEXICO | 275.00 | 0.031093200 | 8.55 |
| STIMULATION | HALLIBURTON ENERGY SERV | 1,254,934.79 | 0.031093200 | 39,019.94 |
| STIMULATION | WELL FOAM INC | 56,997.82 | 0.031093200 | 1,772.24 |
| STIMULATION RENTALS & OTHER | TFH LTD CO | 3,436.69 | 0.031093200 | 106.86 |
| STIMULATION RENTALS & OTHER | TFH LTD CO | 1,441.97 | 0.031093200 | 44.83 |
| STIMULATION RENTALS & OTHER | GREENE'S ENERGY GROUP LLC | 49,542.80 | 0.031093200 | 1,540.44 |
| STIMULATION RENTALS & OTHER | GUNS UP SERVICES | 241.45 | 0.031093200 | 7.51 |
| STIMULATION RENTALS & OTHER | GUNS UP SERVICES | 482.90 | 0.031093200 | 15.01 |
| STIMULATION RENTALS & OTHER | GUNS UP SERVICES | 1,416.52 | 0.031093200 | 44.04 |
| STIMULATION RENTALS & OTHER | GUNS UP SERVICES | 901.42 | 0.031093200 | 28.03 |
| STIMULATION RENTALS & OTHER | GUNS UP SERVICES | 482.90 | 0.031093200 | 15.01 |
| STIMULATION RENTALS & OTHER | GUNS UP SERVICES | 482.90 | 0.031093200 | 15.01 |
| STIMULATION RENTALS & OTHER | GUNS UP SERVICES | 241.45 | 0.031093200 | 7.51 |
| STIMULATION RENTALS & OTHER | GUNS UP SERVICES | 724.35 | 0.031093200 | 22.52 |
| STIMULATION RENTALS & OTHER | WHITE TRASH TRAILERS LLC | 1,834.23 | 0.031093200 | 57.03 |
| STIMULATION RENTALS & OTHER | DCC SERVICES LLC | 3,323.25 | 0.031093200 | 103.34 |
| STIMULATION RENTALS & OTHER | DCC SERVICES LLC | 2,421.29 | 0.031093200 | 75.29 |
| STIMULATION RENTALS & OTHER | LESLIE CRAIG | 1,248.36 | 0.031093200 | 38.82 |
| STIMULATION RENTALS & OTHER | LESLIE CRAIG | 4,073.60 | 0.031093200 | 126.66 |
| STIMULATION RENTALS & OTHER | TRINITY OILFIELD SERVICES & | 1,008.73 | 0.031093200 | 31.36 |
| STIMULATION RENTALS & OTHER | TRINITY OILFIELD SERVICES & | 3,307.43 | 0.031093200 | 102.84 |
| STIMULATION RENTALS & OTHER | NEW WAVE ENERGY SERVICE | 45,156.50 | 0.031093200 | 1,404.06 |
| TESTING | GUNS UP SERVICES | 482.90 | 0.031093200 | 15.01 |
| TRANSPORTATION | ENERTECH INDUSTRIES INC | 2,920.37 | 0.031093200 | 90.80 |
| TRANSPORTATION | HUGHES OILFIELD TRANSPOR | 212.32 | 0.031093200 | 6.60 |
| TRANSPORTATION | HUGHES OILFIELD TRANSPOR | 413.42 | 0.031093200 | 12.85 |
| TRANSPORTATION | DUKE OILFIELD SERVICES LLC | 400.90 | 0.031093200 | 12.47 |
| TRANSPORTATION | GUNS UP SERVICES | 429.25 | 0.031093200 | 13.35 |
| TRANSPORTATION | GUNS UP SERVICES | 482.90 | 0.031093200 | 15.01 |
| TRANSPORTATION | GUNS UP SERVICES | 241.45 | 0.031093200 | 7.51 |
| TRANSPORTATION | GUNS UP SERVICES | 370.22 | 0.031093200 | 11.51 |
| TRANSPORTATION | GUNS UP SERVICES | 692.15 | 0.031093200 | 21.52 |
| TRANSPORTATION | LONG INDUSTRIES INC | 24,680.90 | 0.031093200 | 767.41 |
| TRANSPORTATION | VIKING INC | 2,919.32 | 0.031093200 | 90.77 |
| WATER AND OTHER | PACE OILFIELD SERVICES INC | 1,566.35 | 0.031093200 | 48.70 |
| WATER AND OTHER | PACE OILFIELD SERVICES INC | 2,349.53 | 0.031093200 | 73.05 |
| WATER AND OTHER | PACE OILFIELD SERVICES INC | 404.73 | 0.031093200 | 12.58 |
| WATER AND OTHER | SARGE TRUCKING SERVICES I | 14,316.89 | 0.031093200 | 445.16 |
| WATER AND OTHER | SARGE TRUCKING SERVICES I | 2,023.74 | 0.031093200 | 62.92 |

04-01-2020

116

MEWBOURNE OIL COMPANY

Page 61

TOM M RAGSDALE
400 N SAM HOUSTON PARKWAY EAST
SUITE 601
HOUSTON, TX 77060

INVOICE NO.: 202003-15084
INVOICE DATE: 3-31-2020
OWNER: 035904-1
BILLING FOR: March 2020

| REFERENCE/DESCRIPTION OF CHARGES | | GROSS CHARGES | WORKING INTEREST | NET CHARGE |
|----------------------------------|-----------------------------|---------------|------------------|------------|
| WATER AND OTHER | SARGE TRUCKING SERVICES I | 48,873.88 | 0.031093200 | 1,519.64 |
| WATER AND OTHER | NOVA TRUCKING LLC | 551.41 | 0.031093200 | 17.15 |
| WATER AND OTHER | AR ENTERPRISES LLC | 137,661.23 | 0.031093200 | 4,280.33 |
| WATER AND OTHER | AR ENTERPRISES LLC | 9,397.43 | 0.031093200 | 292.20 |
| WATER AND OTHER | ACCELERATED WATER RESOL | 169,859.06 | 0.031093200 | 5,281.46 |
| WATER AND OTHER | ACCELERATED WATER RESOL | 111,798.14 | 0.031093200 | 3,476.16 |
| WATER AND OTHER | ACCELERATED WATER RESOL | 69,350.69 | 0.031093200 | 2,156.34 |
| WELDING & CONSTRUCTION | MEWBOURNE OIL COMPANY | 1,087.50 | 0.031093200 | 33.81 |
| WELDING & CONSTRUCTION | MEWBOURNE OIL COMPANY | 181.25 | 0.031093200 | 5.64 |
| WELDING & CONSTRUCTION | MEWBOURNE OIL COMPANY | 1,450.00 | 0.031093200 | 45.09 |
| WELDING & CONSTRUCTION | MEWBOURNE OIL COMPANY | 1,631.25 | 0.031093200 | 50.72 |
| WELDING & CONSTRUCTION | MEWBOURNE OIL COMPANY | 1,087.50 | 0.031093200 | 33.81 |
| WELDING & CONSTRUCTION | MEWBOURNE OIL COMPANY | 1,334.00 | 0.031093200 | 41.48 |
| WELDING & CONSTRUCTION | MEWBOURNE OIL COMPANY | 362.50 | 0.031093200 | 11.27 |
| WELDING & CONSTRUCTION | MEWBOURNE OIL COMPANY | 181.25 | 0.031093200 | 5.64 |
| WELDING & CONSTRUCTION | MEWBOURNE OIL COMPANY | 1,268.75 | 0.031093200 | 39.45 |
| WELDING & CONSTRUCTION | MEWBOURNE OIL COMPANY | 601.75 | 0.031093200 | 18.71 |
| Total Intangible Well Cost Cost | | 2,901,407.69 | | 90,213.99 |
| <u>Tangible Well Cost</u> | | | | |
| CASING (4.1" - 6.0") | CHARLIE'S FIELD SERVICE INC | 1,475.73 | 0.031093200 | 45.88 |
| CASING (4.1" - 6.0") | BASIN SUPPLY LP | 88,204.52 | 0.031093200 | 2,742.56 |
| CASING (4.1" - 6.0") | BASIN SUPPLY LP | 98,204.73 | 0.031093200 | 3,053.50 |
| CASING (4.1" - 6.0") | BASIN SUPPLY LP | -5,327.07 | 0.031093200 | -165.63 |
| DOWN HOLE DIRECTIONAL EQUIP | BAKER HUGHES OILFIELD | 67,219.56 | 0.031093200 | 2,090.07 |
| TUBING HEAD & UPPER SECTION | CAMERON INTERNATIONAL | 16,355.59 | 0.031093200 | 508.55 |
| TUBING HEAD & UPPER SECTION | CAMERON INTERNATIONAL | 1,250.99 | 0.031093200 | 38.90 |
| TUBING HEAD & UPPER SECTION | CAMERON INTERNATIONAL | 13,929.62 | 0.031093200 | 433.12 |
| TUBING HEAD & UPPER SECTION | AWC FRAC VALVES INC | 19,780.00 | 0.031093200 | 615.02 |
| TUBING HEAD & UPPER SECTION | DIVINE WIRELINE SOLUTIONS | 882.81 | 0.031093200 | 27.45 |
| Total Tangible Well Cost Cost | | 301,976.48 | | 9,389.42 |
| <u>Equipment Beyond Wellhead</u> | | | | |
| ELECTRICAL INSTALLATIONS | INGRAM PROFESSIONAL SERV | 11,522.68 | 0.031093200 | 358.28 |
| ELECTRICAL INSTALLATIONS | INGRAM PROFESSIONAL SERV | 14,136.30 | 0.031093200 | 439.54 |
| ELECTRICAL INSTALLATIONS | INGRAM PROFESSIONAL SERV | 3,059.85 | 0.031093200 | 95.14 |
| HEATER TREATERS, LINE HEATERS | ENERTECH INDUSTRIES INC | 24,704.38 | 0.031093200 | 768.14 |
| LINE PIPE-GAS GATHERING | FERGUSON CONSTRUCTION C | 33,549.27 | 0.031093200 | 1,043.15 |
| LINE PIPE-GAS GATHERING | SMITH BROTHERS PIPE INC | 20,416.84 | 0.031093200 | 634.82 |
| MISC. VALVES & FITTINGS | T&J VALVE | 824.33 | 0.031093200 | 25.63 |
| MISC. VALVES & FITTINGS | T&J VALVE | 58.26 | 0.031093200 | 1.81 |
| MISC. VALVES & FITTINGS | T&J VALVE | 297.58 | 0.031093200 | 9.25 |
| MISC. VALVES & FITTINGS | CUSTOM WELDING OF HOBBS | 1,662.01 | 0.031093200 | 51.68 |
| MISC. VALVES & FITTINGS | K&S OILFIELD SUPPLIES LLC | 259.92 | 0.031093200 | 8.08 |

04-01-2020

117

MEWBOURNE OIL COMPANY

Page 62

TOM M RAGSDALE
400 N SAM HOUSTON PARKWAY EAST
SUITE 601
HOUSTON, TX 77060

INVOICE NO.: 202003-15084

INVOICE DATE: 3-31-2020

OWNER: 035904-1

BILLING FOR: March 2020

| REFERENCE/DESCRIPTION OF CHARGES | | GROSS CHARGES | WORKING INTEREST | NET CHARGE |
|--------------------------------------|----------------------------|------------------|---------------------|---------------|
| MISC. VALVES & FITTINGS | K&S OILFIELD SUPPLIES LLC | 4,541.57 | 0.031093200 | 141.21 |
| MISC. VALVES & FITTINGS | K&S OILFIELD SUPPLIES LLC | 111.41 | 0.031093200 | 3.46 |
| MISC. VALVES & FITTINGS | MPS ENTERPRISES INC | 2,085.66 | 0.031093200 | 64.85 |
| MISC. VALVES & FITTINGS | MPS ENTERPRISES INC | 234.30 | 0.031093200 | 7.28 |
| MISC. VALVES & FITTINGS | BUFFALO OILFIELD SUPPLY LI | 58.87 | 0.031093200 | 1.83 |
| MISC. VALVES & FITTINGS | BUFFALO OILFIELD SUPPLY LI | 30,056.37 | 0.031093200 | 934.55 |
| MISC. VALVES & FITTINGS | EP&S LLC | 1,595.13 | 0.031093200 | 49.60 |
| MISC. VALVES & FITTINGS | TANKLOGIX LLC | 1,675.62 | 0.031093200 | 52.10 |
| PRODUCTION EQUIP INSTALLATION | G&A FABRICATION LLC | 2,497.76 | 0.031093200 | 77.66 |
| PRODUCTION EQUIP INSTALLATION | G&A FABRICATION LLC | 357.43 | 0.031093200 | 11.11 |
| PRODUCTION EQUIP INSTALLATION | G&A FABRICATION LLC | 340.61 | 0.031093200 | 10.59 |
| PRODUCTION EQUIP INSTALLATION | G&A FABRICATION LLC | 1,135.34 | 0.031093200 | 35.30 |
| PRODUCTION EQUIP INSTALLATION | G&A FABRICATION LLC | 1,653.09 | 0.031093200 | 51.40 |
| PRODUCTION EQUIP INSTALLATION | G&A FABRICATION LLC | 2,100.42 | 0.031093200 | 65.31 |
| PRODUCTION EQUIP INSTALLATION | G&A FABRICATION LLC | 357.42 | 0.031093200 | 11.11 |
| PRODUCTION EQUIP INSTALLATION | 50-50 BACKHOE SERVICE LLC | 3,762.86 | 0.031093200 | 117.00 |
| PRODUCTION EQUIP INSTALLATION | 50-50 BACKHOE SERVICE LLC | 269.74 | 0.031093200 | 8.39 |
| PRODUCTION EQUIP INSTALLATION | 50-50 BACKHOE SERVICE LLC | 1,747.92 | 0.031093200 | 54.35 |
| PRODUCTION EQUIP INSTALLATION | 50-50 BACKHOE SERVICE LLC | 3,903.67 | 0.031093200 | 121.38 |
| PRODUCTION EQUIP INSTALLATION | 50-50 BACKHOE SERVICE LLC | 699.17 | 0.031093200 | 21.74 |
| PRODUCTION EQUIP INSTALLATION | 50-50 BACKHOE SERVICE LLC | 4,835.89 | 0.031093200 | 150.36 |
| PRODUCTION EQUIP INSTALLATION | 50-50 BACKHOE SERVICE LLC | 539.48 | 0.031093200 | 16.78 |
| PRODUCTION EQUIP INSTALLATION | 50-50 BACKHOE SERVICE LLC | 3,321.01 | 0.031093200 | 103.26 |
| PRODUCTION EQUIP INSTALLATION | 50-50 BACKHOE SERVICE LLC | 349.58 | 0.031093200 | 10.87 |
| PRODUCTION EQUIP INSTALLATION | TURNCO ENTERPRISES LLC | 305.66 | 0.031093200 | 9.50 |
| PRODUCTION EQUIP INSTALLATION | TURNCO ENTERPRISES LLC | 713.21 | 0.031093200 | 22.17 |
| PRODUCTION EQUIP INSTALLATION | TURNCO ENTERPRISES LLC | 305.66 | 0.031093200 | 9.50 |
| PRODUCTION EQUIP INSTALLATION | TURNCO ENTERPRISES LLC | 407.55 | 0.031093200 | 12.67 |
| PRODUCTION EQUIP INSTALLATION | INGRAM PROFESSIONAL SERV | 2,105.91 | 0.031093200 | 65.48 |
| PRODUCTION EQUIP INSTALLATION | INGRAM PROFESSIONAL SERV | 842.36 | 0.031093200 | 26.19 |
| PRODUCTION EQUIP INSTALLATION | INGRAM PROFESSIONAL SERV | 1,509.90 | 0.031093200 | 46.95 |
| SEPARATION EQUIPMENT | LONG INDUSTRIES INC | 12,669.05 | 0.031093200 | 393.92 |
| SEPARATION EQUIPMENT | VIKING INC | 41,419.25 | 0.031093200 | 1,287.86 |
| SURFACE PUMPS & PRIME MOVERS | HR COMPRESSION & SERVICE | 5,345.02 | 0.031093200 | 166.19 |
| SURFACE PUMPS & PRIME MOVERS | G&A FABRICATION LLC | 11,150.03 | 0.031093200 | 346.69 |
| TANKS-OTHER | LONG INDUSTRIES INC | 146,351.88 | 0.031093200 | 4,550.55 |
| TANKS-STEEL | LONG INDUSTRIES INC | 140,632.82 | 0.031093200 | 4,372.73 |
| Total Equipment Beyond Wellhead Cost | | 542,480.04 | | 16,867.41 |

62776000-9,220 SUBTOTAL

3,745,864.21

116,470.82

PROPERTY: 62776000 62776000-9,221 IBEX 10 B3OB FED COM 1H

Intangible Well Cost

04-01-2020

118

MEWBOURNE OIL COMPANY

Page 63

TOM M RAGSDALE
400 N SAM HOUSTON PARKWAY EAST
SUITE 601
HOUSTON, TX 77060

INVOICE NO.: 202003-15084

INVOICE DATE: 3-31-2020

OWNER: 035904-1

BILLING FOR: March 2020

| REFERENCE/DESCRIPTION OF CHARGES | | GROSS CHARGES | WORKING INTEREST | NET CHARGE |
|--------------------------------------|-----------------------------|------------------|---------------------|---------------|
| CEMENTING | WEATHERFORD US LP | 5,850.22 | 0.031093200 | 181.90 |
| COMPANY SUPERVISION | MEWBOURNE OIL COMPANY | 293.75 | 0.031093200 | 9.13 |
| COMPANY SUPERVISION | MEWBOURNE OIL COMPANY | 587.50 | 0.031093200 | 18.27 |
| CONTRACT SUPERVISION | SDS PETROLEUM CONSULTAN | 791.25 | 0.031093200 | 24.60 |
| HORIZONTAL DRILLOUT SERVICES | GUNS UP SERVICES | 4,399.80 | 0.031093200 | 136.80 |
| HORIZONTAL DRILLOUT SERVICES | MORAN EQUIPMENT LLC | 11,934.63 | 0.031093200 | 371.09 |
| LOCATION RESTORATION | SUNDANCE SERVICES INC | 442.66 | 0.031093200 | 13.76 |
| LOCATION RESTORATION | R360 ENVIRONMENTAL SOLUT | 691.61 | 0.031093200 | 21.50 |
| LOCATION, ROADS, PITS | TRINITY OILFIELD SERVICES & | 2,526.71 | 0.031093200 | 78.56 |
| MISC. AIR & PUMPING SERVICES | STONE OILFIELD SERVICE INC | 265.42 | 0.031093200 | 8.25 |
| MISC. AIR & PUMPING SERVICES | STONE OILFIELD SERVICE INC | 458.49 | 0.031093200 | 14.26 |
| OVERHEAD FIXED RATE | MEWBOURNE OIL COMPANY | 4,951.52 | 0.031093200 | 153.96 |
| STIMULATION RENTALS & OTHER | TFH LTD CO | 1,490.03 | 0.031093200 | 46.33 |
| STIMULATION RENTALS & OTHER | GUNS UP SERVICES | 32.18 | 0.031093200 | 1.00 |
| STIMULATION RENTALS & OTHER | DCC SERVICES LLC | 1,181.60 | 0.031093200 | 36.74 |
| STIMULATION RENTALS & OTHER | DCC SERVICES LLC | 865.10 | 0.031093200 | 26.90 |
| STIMULATION RENTALS & OTHER | TRINITY OILFIELD SERVICES & | 1,430.43 | 0.031093200 | 44.48 |
| STIMULATION RENTALS & OTHER | TRINITY OILFIELD SERVICES & | 3,966.80 | 0.031093200 | 123.34 |
| STIMULATION RENTALS & OTHER | MORAN EQUIPMENT LLC | 11,934.62 | 0.031093200 | 371.09 |
| TESTING | MORAN EQUIPMENT LLC | 11,934.80 | 0.031093200 | 371.09 |
| WELDING & CONSTRUCTION | G&A FABRICATION LLC | 2,206.16 | 0.031093200 | 68.60 |
| WELDING & CONSTRUCTION | MEWBOURNE OIL COMPANY | 485.75 | 0.031093200 | 15.10 |
| Total Intangible Well Cost Cost | | 68,721.03 | | 2,136.75 |
| <u>Equipment Beyond Wellhead</u> | | | | |
| ELECTRICAL INSTALLATIONS | INGRAM PROFESSIONAL SERV | 26,913.02 | 0.031093200 | 836.81 |
| ELECTRICAL INSTALLATIONS | TANKLOGIX LLC | 22,282.97 | 0.031093200 | 692.85 |
| ELECTRICAL INSTALLATIONS | TANKLOGIX LLC | 39,845.01 | 0.031093200 | 1,238.91 |
| MISC. VALVES & FITTINGS | T&J VALVE | 583.48 | 0.031093200 | 18.14 |
| MISC. VALVES & FITTINGS | T&J VALVE | 683.05 | 0.031093200 | 21.24 |
| MISC. VALVES & FITTINGS | EP&S LLC | 595.92 | 0.031093200 | 18.53 |
| MISC. VALVES & FITTINGS | TRIPOINT OIL & GAS PRODUCT | 205.38 | 0.031093200 | 6.39 |
| MISC. VALVES & FITTINGS | TRIPOINT OIL & GAS PRODUCT | 82.05 | 0.031093200 | 2.55 |
| MISC. VALVES & FITTINGS | TRIPOINT OIL & GAS PRODUCT | 79,106.59 | 0.031093200 | 2,459.68 |
| PIPE LINE CONSTRUCTION | 7B ROUSTABOUT LLC | 161.96 | 0.031093200 | 5.04 |
| PIPE LINE CONSTRUCTION | 7B ROUSTABOUT LLC | 107.14 | 0.031093200 | 3.33 |
| PIPE LINE CONSTRUCTION | 7B ROUSTABOUT LLC | 120.71 | 0.031093200 | 3.75 |
| PIPE LINE CONSTRUCTION | 7B ROUSTABOUT LLC | 107.14 | 0.031093200 | 3.33 |
| PRODUCTION EQUIP INSTALLATION | 50-50 BACKHOE SERVICE LLC | 466.11 | 0.031093200 | 14.49 |
| PRODUCTION EQUIP INSTALLATION | 50-50 BACKHOE SERVICE LLC | 174.79 | 0.031093200 | 5.43 |
| Total Equipment Beyond Wellhead Cost | | 171,435.32 | | 5,330.47 |

Intangible Well Cost

04-01-2020

119

MEWBOURNE OIL COMPANY

Page 64

TOM M RAGSDALE
400 N SAM HOUSTON PARKWAY EAST
SUITE 601
HOUSTON, TX 77060

INVOICE NO.: 202003-15084
INVOICE DATE: 3-31-2020
OWNER: 035904-1
BILLING FOR: March 2020

| REFERENCE/DESCRIPTION OF CHARGES | | GROSS CHARGES | WORKING INTEREST | NET CHARGE |
|--------------------------------------|---------------------------|---------------|------------------|------------|
| STIMULATION RENTALS & OTHER | TFH LTD CO | 1,579.46 | 0.031093200 | 49.11 |
| TRANSPORTATION | HUDSON PACKER COMPANY I | 223.24 | 0.031093200 | 6.94 |
| WELDING & CONSTRUCTION | MEWBOURNE OIL COMPANY | 362.50 | 0.031093200 | 11.27 |
| Total Intangible Well Cost Cost | | 2,165.20 | | 67.32 |
| <u>Tangible Well Cost</u> | | | | |
| ARTIFICIAL LIFT SYSTEMS | FLOWCO PRODUCTION SOLUT | 11,436.20 | 0.031093200 | 355.59 |
| Total Tangible Well Cost Cost | | 11,436.20 | | 355.59 |
| <u>Equipment Beyond Wellhead</u> | | | | |
| ELECTRICAL INSTALLATIONS | INGRAM PROFESSIONAL SERV | 8,968.92 | 0.031093200 | 278.87 |
| SURFACE PUMPS & PRIME MOVERS | PCS FERGUSON INC | 1,970.82 | 0.031093200 | 61.28 |
| Total Equipment Beyond Wellhead Cost | | 10,939.74 | | 340.15 |
| <u>Tangible Well Cost</u> | | | | |
| TUBING (2" - 4") | PREMIER PIPE LLC | 64,044.83 | 0.031093200 | 1,991.36 |
| TUBING HEAD & UPPER SECTION | DIVINE WIRELINE SOLUTIONS | 446.48 | 0.031093200 | 13.88 |
| Total Tangible Well Cost Cost | | 64,491.31 | | 2,005.24 |
| <u>Intangible Well Cost</u> | | | | |
| OVERHEAD FIXED RATE | MEWBOURNE OIL COMPANY | 5,471.25 | 0.031093200 | 170.12 |
| TRANSPORTATION | ACME TRUCK LINE INC | 1,856.03 | 0.031093200 | 57.71 |
| Total Intangible Well Cost Cost | | 7,327.28 | | 227.83 |
| <u>Equipment Beyond Wellhead</u> | | | | |
| PRODUCTION EQUIP INSTALLATION | 50-50 BACKHOE SERVICE LLC | 2,137.96 | 0.031093200 | 66.48 |
| Total Equipment Beyond Wellhead Cost | | 2,137.96 | | 66.48 |
| <u>Intangible Well Cost</u> | | | | |
| STIMULATION RENTALS & OTHER | DCC SERVICES LLC | 4,284.32 | 0.031093200 | 133.21 |
| STIMULATION RENTALS & OTHER | DCC SERVICES LLC | 3,365.81 | 0.031093200 | 104.65 |
| WELDING & CONSTRUCTION | MEWBOURNE OIL COMPANY | 775.00 | 0.031093200 | 24.10 |
| Total Intangible Well Cost Cost | | 8,425.13 | | 261.96 |
| <u>Equipment Beyond Wellhead</u> | | | | |
| SURFACE PUMPS & PRIME MOVERS | HR COMPRESSION & SERVICE | 440.34 | 0.031093200 | 13.69 |
| Total Equipment Beyond Wellhead Cost | | 440.34 | | 13.69 |
| <u>Equipment Beyond Wellhead</u> | | | | |
| LINE PIPE-GAS GATHERING | MEWBOURNE OIL COMPANY | 4,532.38 | 0.031093200 | 140.93 |
| Total Equipment Beyond Wellhead Cost | | 4,532.38 | | 140.93 |
| <u>Tangible Well Cost</u> | | | | |
| CASING (4.1" - 6.0") | BASIN SUPPLY LP | -88,204.52 | 0.031093200 | -2,742.56 |
| Total Tangible Well Cost Cost | | -88,204.52 | | -2,742.56 |

04-01-2020

120

MEWBOURNE OIL COMPANY

Page 65

TOM M RAGSDALE
400 N SAM HOUSTON PARKWAY EAST
SUITE 601
HOUSTON, TX 77060

INVOICE NO.: 202003-15084

INVOICE DATE: 3-31-2020

OWNER: 035904-1

BILLING FOR: March 2020

| REFERENCE/DESCRIPTION OF CHARGES | | GROSS CHARGES | WORKING INTEREST | NET CHARGE |
|--|----------------------------|-------------------|---------------------|---------------|
| 62776000-9,221 SUBTOTAL | | 263,847.37 | 8,203.85 | |
| PROPERTY: 62776000 62776000-9,230 IBEX 10 B3OB FED COM 1H | | | | |
| <u>Lease Operating Expense</u> | | | | |
| COMPANY SUPERVISION | MEWBOURNE OIL COMPANY | 562.50 | 0.031093200 | 17.49 |
| COMPANY SUPERVISION | MEWBOURNE OIL COMPANY | 1,125.00 | 0.031093200 | 34.98 |
| CONTRACT SUPERVISION | PACE OILFIELD SERVICES INC | 10,680.71 | 0.031093200 | 332.10 |
| CONTRACT SUPERVISION | PACE OILFIELD SERVICES INC | 7,737.21 | 0.031093200 | 240.57 |
| LEASE MAINTENANCE | AMERICAN MILLENNIUM COR | 120.96 | 0.031093200 | 3.76 |
| LEASE MAINTENANCE | KEYSTONE PUMP & SUPPLY LI | 683.77 | 0.031093200 | 21.26 |
| LEASE MAINTENANCE | K&S OILFIELD SUPPLIES LLC | 410.44 | 0.031093200 | 12.76 |
| LEASE MAINTENANCE | BLADE SERVICES LLC | 464.20 | 0.031093200 | 14.43 |
| LEASE MAINTENANCE | G&A FABRICATION LLC | 330.73 | 0.031093200 | 10.28 |
| LEASE MAINTENANCE | TURNCO ENTERPRISES LLC | 1,273.61 | 0.031093200 | 39.61 |
| LEASE MAINTENANCE | TURNCO ENTERPRISES LLC | 2,659.24 | 0.031093200 | 82.69 |
| LEASE MAINTENANCE | TURNCO ENTERPRISES LLC | 407.55 | 0.031093200 | 12.67 |
| LEASE MAINTENANCE | MEWBOURNE OIL COMPANY | 725.00 | 0.031093200 | 22.54 |
| LEASE MAINTENANCE | MEWBOURNE OIL COMPANY | 725.00 | 0.031093200 | 22.54 |
| LEASE MAINTENANCE | MEWBOURNE OIL COMPANY | 1,631.25 | 0.031093200 | 50.72 |
| LEASE MAINTENANCE | MEWBOURNE OIL COMPANY | 601.75 | 0.031093200 | 18.71 |
| OVERHEAD-FIXED RATE | MEWBOURNE OIL COMPANY | 800.40 | 0.031093200 | 24.89 |
| OVERHEAD-FIXED RATE | MEWBOURNE OIL COMPANY | 800.40 | 0.031093200 | 24.89 |
| PRIME MOVER MAINTENANCE | T&J VALVE | 472.57 | 0.031093200 | 14.69 |
| PUMPING | MEWBOURNE OIL COMPANY | 850.00 | 0.031093200 | 26.43 |
| PUMPING | MEWBOURNE OIL COMPANY | 637.50 | 0.031093200 | 19.82 |
| PUMPING | MEWBOURNE OIL COMPANY | 875.00 | 0.031093200 | 27.21 |
| PUMPING | MEWBOURNE OIL COMPANY | 656.25 | 0.031093200 | 20.40 |
| SALT WATER DISPOSAL | GUNS UP SERVICES | 973.96 | 0.031093200 | 30.29 |
| SALT WATER DISPOSAL | GUNS UP SERVICES | 2,612.26 | 0.031093200 | 81.23 |
| SALT WATER DISPOSAL | R360 ENVIRONMENTAL SOLUT | 351.42 | 0.031093200 | 10.93 |
| SALT WATER DISPOSAL | UNITED WELL SERVICE LLC | 6,751.65 | 0.031093200 | 209.93 |
| SALT WATER DISPOSAL | UNITED WELL SERVICE LLC | 2,141.66 | 0.031093200 | 66.59 |
| SALT WATER DISPOSAL | UNITED WELL SERVICE LLC | 20,790.26 | 0.031093200 | 646.44 |
| SALT WATER DISPOSAL | OWL SWD OPERATING LLC | 181.36 | 0.031093200 | 5.64 |
| SALT WATER DISPOSAL | NOVA TRUCKING LLC | 240.33 | 0.031093200 | 7.47 |
| SALT WATER DISPOSAL | NOVA TRUCKING LLC | 96.13 | 0.031093200 | 2.99 |
| SALT WATER DISPOSAL | NOVA TRUCKING LLC | 2,588.86 | 0.031093200 | 80.50 |
| SALT WATER DISPOSAL | NOVA TRUCKING LLC | 360.49 | 0.031093200 | 11.21 |
| SALT WATER DISPOSAL | JES ENERGY LLC | 234.74 | 0.031093200 | 7.30 |
| SALT WATER DISPOSAL | AY TRUCKING INC | 521.46 | 0.031093200 | 16.21 |
| SALT WATER DISPOSAL | AY TRUCKING INC | 1,344.28 | 0.031093200 | 41.80 |
| SALT WATER DISPOSAL | LIMESTONE BASIN PROPERTIE | 862.35 | 0.031093200 | 26.81 |
| TREATING,DEHYDRATION,METERING | PRO-KEM INC | 589.88 | 0.031093200 | 18.34 |

04-01-2020

121

MEWBOURNE OIL COMPANY

Page 66

TOM M RAGSDALE
400 N SAM HOUSTON PARKWAY EAST
SUITE 601
HOUSTON, TX 77060

INVOICE NO.: 202003-15084

INVOICE DATE: 3-31-2020

OWNER: 035904-1

BILLING FOR: March 2020

| REFERENCE/DESCRIPTION OF CHARGES | | GROSS CHARGES | WORKING INTEREST | NET CHARGE |
|--|----------------------------|------------------|---------------------|---------------|
| Total Lease Operating Expense Cost | | 75,872.13 | | 2,359.12 |
| 62776000-9,230 SUBTOTAL | | 75,872.13 | 2,359.12 | |
| PROPERTY: 62776000 62776000-9,231 IBEX 10 B3OB FED COM 1H | | | | |
| <u>Lease Operating Expense</u> | | | | |
| COMPANY SUPERVISION | MEWBOURNE OIL COMPANY | 1,175.00 | 0.031093200 | 36.53 |
| COMPRESSOR RENTAL/SERVICES | LESLIE CRAIG | 596.33 | 0.031093200 | 18.54 |
| COMPRESSOR RENTAL/SERVICES | LESLIE CRAIG | 201.95 | 0.031093200 | 6.28 |
| COMPRESSOR RENTAL/SERVICES | GRAVITY OILFIELD SERVICES | 1,257.19 | 0.031093200 | 39.09 |
| COMPRESSOR RENTAL/SERVICES | GRAVITY OILFIELD SERVICES | 1,299.10 | 0.031093200 | 40.39 |
| CONTRACT SUPERVISION | PACE OILFIELD SERVICES INC | 7,579.52 | 0.031093200 | 235.67 |
| CONTRACT SUPERVISION | PACE OILFIELD SERVICES INC | 7,579.52 | 0.031093200 | 235.67 |
| CONTRACT SUPERVISION | PACE OILFIELD SERVICES INC | 3,532.20 | 0.031093200 | 109.83 |
| CONTRACT SUPERVISION | PACE OILFIELD SERVICES INC | 3,532.20 | 0.031093200 | 109.83 |
| CONTRACT SUPERVISION | PACE OILFIELD SERVICES INC | 3,532.20 | 0.031093200 | 109.83 |
| CONTRACT SUPERVISION | PACE OILFIELD SERVICES INC | 3,532.20 | 0.031093200 | 109.83 |
| CONTRACT SUPERVISION | PACE OILFIELD SERVICES INC | 3,532.20 | 0.031093200 | 109.83 |
| CONTRACT SUPERVISION | PACE OILFIELD SERVICES INC | 289.10 | 0.031093200 | 8.99 |
| CONTRACT SUPERVISION | PACE OILFIELD SERVICES INC | 252.30 | 0.031093200 | 7.84 |
| FUEL, POWER & ELECTRICAL | XCEL ENERGY | 203.75 | 0.031093200 | 6.34 |
| LEASE MAINTENANCE | AMERICAN MILLENNIUM COR | 51.40 | 0.031093200 | 1.60 |
| LEASE MAINTENANCE | 7B ROUSTABOUT LLC | 141.96 | 0.031093200 | 4.41 |
| LEASE MAINTENANCE | 7B ROUSTABOUT LLC | 124.10 | 0.031093200 | 3.86 |
| LEASE MAINTENANCE | 7B ROUSTABOUT LLC | 161.96 | 0.031093200 | 5.04 |
| LEASE MAINTENANCE | 7B ROUSTABOUT LLC | 52.50 | 0.031093200 | 1.63 |
| LEASE MAINTENANCE | 7B ROUSTABOUT LLC | 87.49 | 0.031093200 | 2.72 |
| LEASE MAINTENANCE | 7B ROUSTABOUT LLC | 21.43 | 0.031093200 | 0.67 |
| LEASE MAINTENANCE | 7B ROUSTABOUT LLC | 91.78 | 0.031093200 | 2.85 |
| LEASE MAINTENANCE | 7B ROUSTABOUT LLC | 151.42 | 0.031093200 | 4.71 |
| LEASE MAINTENANCE | 7B ROUSTABOUT LLC | 158.03 | 0.031093200 | 4.91 |
| LEASE MAINTENANCE | 7B ROUSTABOUT LLC | 151.42 | 0.031093200 | 4.71 |
| LEASE MAINTENANCE | 7B ROUSTABOUT LLC | 150.89 | 0.031093200 | 4.69 |
| LEASE MAINTENANCE | 7B ROUSTABOUT LLC | 141.96 | 0.031093200 | 4.41 |
| LEASE MAINTENANCE | 7B ROUSTABOUT LLC | 160.35 | 0.031093200 | 4.99 |
| LEASE MAINTENANCE | 7B ROUSTABOUT LLC | 100.00 | 0.031093200 | 3.11 |
| LEASE MAINTENANCE | 7B ROUSTABOUT LLC | 150.89 | 0.031093200 | 4.69 |
| LEASE MAINTENANCE | 7B ROUSTABOUT LLC | 150.71 | 0.031093200 | 4.69 |
| LEASE MAINTENANCE | 7B ROUSTABOUT LLC | 168.74 | 0.031093200 | 5.25 |
| LEASE MAINTENANCE | G&A FABRICATION LLC | 153.28 | 0.031093200 | 4.77 |
| LEASE MAINTENANCE | G&A FABRICATION LLC | 149.95 | 0.031093200 | 4.66 |
| LEASE MAINTENANCE | G&A FABRICATION LLC | 156.15 | 0.031093200 | 4.85 |
| LEASE MAINTENANCE | SARGE TRUCKING SERVICES I | 215.29 | 0.031093200 | 6.69 |

04-01-2020

122

MEWBOURNE OIL COMPANY

Page 67

TOM M RAGSDALE
400 N SAM HOUSTON PARKWAY EAST
SUITE 601
HOUSTON, TX 77060

INVOICE NO.: 202003-15084

INVOICE DATE: 3-31-2020

OWNER: 035904-1

BILLING FOR: March 2020

| REFERENCE/DESCRIPTION OF CHARGES | | GROSS CHARGES | WORKING INTEREST | NET CHARGE |
|------------------------------------|-----------------------------|------------------|---------------------|---------------|
| LEASE MAINTENANCE | TRINITY OILFIELD SERVICES & | 352.90 | 0.031093200 | 10.97 |
| LEASE MAINTENANCE | TRINITY OILFIELD SERVICES & | 259.53 | 0.031093200 | 8.07 |
| LEASE MAINTENANCE | EP&S LLC | 989.19 | 0.031093200 | 30.76 |
| LEASE MAINTENANCE | EP&S LLC | 1,057.40 | 0.031093200 | 32.88 |
| LEASE MAINTENANCE | EP&S LLC | 574.41 | 0.031093200 | 17.86 |
| LEASE MAINTENANCE | EP&S LLC | 207.11 | 0.031093200 | 6.44 |
| LEASE MAINTENANCE | EP&S LLC | 343.64 | 0.031093200 | 10.69 |
| LEASE MAINTENANCE | TANKLOGIX LLC | 139.94 | 0.031093200 | 4.35 |
| LEASE MAINTENANCE | MEWBOURNE OIL COMPANY | 725.00 | 0.031093200 | 22.54 |
| LEASE MAINTENANCE | MEWBOURNE OIL COMPANY | 246.50 | 0.031093200 | 7.67 |
| MISCELLANEOUS EQUIPMENT RENTAL | D&H TRUCKING | 4,501.67 | 0.031093200 | 139.97 |
| PUMPING | MEWBOURNE OIL COMPANY | 875.00 | 0.031093200 | 27.21 |
| PUMPING | MEWBOURNE OIL COMPANY | 656.25 | 0.031093200 | 20.40 |
| SALT WATER DISPOSAL | STONE OILFIELD SERVICE INC | 2,113.85 | 0.031093200 | 65.73 |
| SALT WATER DISPOSAL | STONE OILFIELD SERVICE INC | 5,813.31 | 0.031093200 | 180.76 |
| SALT WATER DISPOSAL | GUNS UP SERVICES | 244.13 | 0.031093200 | 7.59 |
| SALT WATER DISPOSAL | SARGE TRUCKING SERVICES I | 32,139.01 | 0.031093200 | 999.30 |
| SALT WATER DISPOSAL | SARGE TRUCKING SERVICES I | 28,707.80 | 0.031093200 | 892.62 |
| SALT WATER DISPOSAL | SARGE TRUCKING SERVICES I | 14,330.35 | 0.031093200 | 445.58 |
| SALT WATER DISPOSAL | SARGE TRUCKING SERVICES I | 3,585.29 | 0.031093200 | 111.48 |
| SALT WATER DISPOSAL | SARGE TRUCKING SERVICES I | 1,905.33 | 0.031093200 | 59.24 |
| SALT WATER DISPOSAL | OWL SWD OPERATING LLC | 12,736.91 | 0.031093200 | 396.03 |
| SALT WATER DISPOSAL | OWL SWD OPERATING LLC | 28,231.60 | 0.031093200 | 877.81 |
| SALT WATER DISPOSAL | NGL WATER SOLUTIONS PERM | 253.20 | 0.031093200 | 7.87 |
| SALT WATER DISPOSAL | LIMESTONE BASIN PROPERTIE | 1,911.42 | 0.031093200 | 59.43 |
| SALT WATER DISPOSAL | GOODNIGHT WATER Solutio | 644.52 | 0.031093200 | 20.04 |
| SALT WATER DISPOSAL | GOODNIGHT WATER Solutio | 439.13 | 0.031093200 | 13.65 |
| SALT WATER DISPOSAL | GOODNIGHT WATER Solutio | 10,955.05 | 0.031093200 | 340.63 |
| SALT WATER DISPOSAL | GOODNIGHT WATER Solutio | 3,806.91 | 0.031093200 | 118.37 |
| TREATING,DEHYDRATION,METERING | PRO-KEM INC | 294.94 | 0.031093200 | 9.17 |
| Total Lease Operating Expense Cost | | 200,027.75 | | 6,219.51 |

Lease Operating Expense

| | | | | |
|----------------------------|---------------------------|----------|-------------|-------|
| COMPRESSOR RENTAL/SERVICES | GRAVITY OILFIELD SERVICES | 1,299.10 | 0.031093200 | 40.39 |
| LEASE MAINTENANCE | AMERICAN MILLENNIUM COR | 74.48 | 0.031093200 | 2.32 |
| LEASE MAINTENANCE | 7B ROUSTABOUT LLC | 30.36 | 0.031093200 | 0.94 |
| LEASE MAINTENANCE | 7B ROUSTABOUT LLC | 125.18 | 0.031093200 | 3.89 |
| LEASE MAINTENANCE | 7B ROUSTABOUT LLC | 106.24 | 0.031093200 | 3.30 |
| LEASE MAINTENANCE | 7B ROUSTABOUT LLC | 115.72 | 0.031093200 | 3.60 |
| LEASE MAINTENANCE | 7B ROUSTABOUT LLC | 121.79 | 0.031093200 | 3.79 |
| LEASE MAINTENANCE | 7B ROUSTABOUT LLC | 60.71 | 0.031093200 | 1.89 |
| LEASE MAINTENANCE | 7B ROUSTABOUT LLC | 60.71 | 0.031093200 | 1.89 |

04-01-2020

123

MEWBOURNE OIL COMPANY

Page 68

TOM M RAGSDALE
400 N SAM HOUSTON PARKWAY EAST
SUITE 601
HOUSTON, TX 77060

INVOICE NO.: 202003-15084

INVOICE DATE: 3-31-2020

OWNER: 035904-1

BILLING FOR: March 2020

| REFERENCE/DESCRIPTION OF CHARGES | | GROSS CHARGES | WORKING INTEREST | NET CHARGE |
|----------------------------------|-----------------------------|------------------|---------------------|---------------|
| LEASE MAINTENANCE | 7B ROUSTABOUT LLC | 72.86 | 0.031093200 | 2.27 |
| LEASE MAINTENANCE | 7B ROUSTABOUT LLC | 183.21 | 0.031093200 | 5.70 |
| LEASE MAINTENANCE | 7B ROUSTABOUT LLC | 84.46 | 0.031093200 | 2.63 |
| LEASE MAINTENANCE | 7B ROUSTABOUT LLC | 48.57 | 0.031093200 | 1.51 |
| LEASE MAINTENANCE | 7B ROUSTABOUT LLC | 111.42 | 0.031093200 | 3.46 |
| LEASE MAINTENANCE | 7B ROUSTABOUT LLC | 133.93 | 0.031093200 | 4.16 |
| LEASE MAINTENANCE | 7B ROUSTABOUT LLC | 30.36 | 0.031093200 | 0.94 |
| LEASE MAINTENANCE | 7B ROUSTABOUT LLC | 67.50 | 0.031093200 | 2.10 |
| LEASE MAINTENANCE | 7B ROUSTABOUT LLC | 159.64 | 0.031093200 | 4.96 |
| LEASE MAINTENANCE | 7B ROUSTABOUT LLC | 108.22 | 0.031093200 | 3.36 |
| LEASE MAINTENANCE | 7B ROUSTABOUT LLC | 117.86 | 0.031093200 | 3.67 |
| LEASE MAINTENANCE | 7B ROUSTABOUT LLC | 149.46 | 0.031093200 | 4.65 |
| LEASE MAINTENANCE | 7B ROUSTABOUT LLC | 109.29 | 0.031093200 | 3.40 |
| LEASE MAINTENANCE | 7B ROUSTABOUT LLC | 86.43 | 0.031093200 | 2.69 |
| LEASE MAINTENANCE | 7B ROUSTABOUT LLC | 18.21 | 0.031093200 | 0.57 |
| LEASE MAINTENANCE | 7B ROUSTABOUT LLC | 70.89 | 0.031093200 | 2.20 |
| LEASE MAINTENANCE | K&S OILFIELD SUPPLIES LLC | 357.92 | 0.031093200 | 11.13 |
| LEASE MAINTENANCE | K&S OILFIELD SUPPLIES LLC | 51.69 | 0.031093200 | 1.61 |
| LEASE MAINTENANCE | K&S OILFIELD SUPPLIES LLC | 333.90 | 0.031093200 | 10.38 |
| LEASE MAINTENANCE | K&S OILFIELD SUPPLIES LLC | 122.62 | 0.031093200 | 3.81 |
| LEASE MAINTENANCE | K&S OILFIELD SUPPLIES LLC | 126.54 | 0.031093200 | 3.93 |
| LEASE MAINTENANCE | MPS ENTERPRISES INC | 217.98 | 0.031093200 | 6.78 |
| LEASE MAINTENANCE | DIVINE ENERGY SERVICES LL | 55.79 | 0.031093200 | 1.73 |
| LEASE MAINTENANCE | DIVINE ENERGY SERVICES LL | 64.37 | 0.031093200 | 2.00 |
| LEASE MAINTENANCE | DIVINE ENERGY SERVICES LL | 38.62 | 0.031093200 | 1.20 |
| LEASE MAINTENANCE | DIVINE ENERGY SERVICES LL | 64.37 | 0.031093200 | 2.00 |
| LEASE MAINTENANCE | DIVINE ENERGY SERVICES LL | 60.08 | 0.031093200 | 1.87 |
| LEASE MAINTENANCE | DIVINE ENERGY SERVICES LL | 34.33 | 0.031093200 | 1.07 |
| LEASE MAINTENANCE | G&A FABRICATION LLC | 94.08 | 0.031093200 | 2.93 |
| LEASE MAINTENANCE | G&A FABRICATION LLC | 144.90 | 0.031093200 | 4.50 |
| LEASE MAINTENANCE | TRINITY OILFIELD SERVICES & | 227.95 | 0.031093200 | 7.09 |
| LEASE MAINTENANCE | TRINITY OILFIELD SERVICES & | 224.18 | 0.031093200 | 6.97 |
| LEASE MAINTENANCE | GAJESKE INC. | 51.58 | 0.031093200 | 1.60 |
| LEASE MAINTENANCE | EP&S LLC | 565.57 | 0.031093200 | 17.59 |
| LEASE MAINTENANCE | EP&S LLC | 176.93 | 0.031093200 | 5.50 |
| LEASE MAINTENANCE | TANKLOGIX LLC | 1,272.91 | 0.031093200 | 39.58 |
| LEASE MAINTENANCE | LEGACY SAFETY AND CONSUM | 178.57 | 0.031093200 | 5.55 |
| LEASE MAINTENANCE | LEGACY SAFETY AND CONSUM | 188.39 | 0.031093200 | 5.86 |
| LEASE MAINTENANCE | LEGACY SAFETY AND CONSUM | 188.39 | 0.031093200 | 5.86 |
| LEASE MAINTENANCE | LEGACY SAFETY AND CONSUM | 188.39 | 0.031093200 | 5.86 |
| LEASE MAINTENANCE | MEWBOURNE OIL COMPANY | 362.50 | 0.031093200 | 11.27 |
| LEASE MAINTENANCE | MEWBOURNE OIL COMPANY | 362.50 | 0.031093200 | 11.27 |

04-01-2020

124

MEWBOURNE OIL COMPANY

Page 69

TOM M RAGSDALE
400 N SAM HOUSTON PARKWAY EAST
SUITE 601
HOUSTON, TX 77060

INVOICE NO.: 202003-15084

INVOICE DATE: 3-31-2020

OWNER: 035904-1

BILLING FOR: March 2020

| REFERENCE/DESCRIPTION OF CHARGES | | GROSS CHARGES | WORKING INTEREST | NET CHARGE |
|------------------------------------|---------------------------|------------------|---------------------|---------------|
| LEASE MAINTENANCE | MEWBOURNE OIL COMPANY | 181.25 | 0.031093200 | 5.64 |
| LEASE MAINTENANCE | MEWBOURNE OIL COMPANY | 725.00 | 0.031093200 | 22.54 |
| MISCELLANEOUS EQUIPMENT RENTAL | D&H TRUCKING | 447.27 | 0.031093200 | 13.91 |
| MISCELLANEOUS EQUIPMENT RENTAL | D&H TRUCKING | 447.27 | 0.031093200 | 13.91 |
| MISCELLANEOUS EQUIPMENT RENTAL | D&H TRUCKING | 4,039.95 | 0.031093200 | 125.61 |
| PUMPING | MEWBOURNE OIL COMPANY | 850.00 | 0.031093200 | 26.43 |
| PUMPING | MEWBOURNE OIL COMPANY | 637.50 | 0.031093200 | 19.82 |
| SALT WATER DISPOSAL | SARGE TRUCKING SERVICES I | 238.16 | 0.031093200 | 7.40 |
| SALT WATER DISPOSAL | OWL SWD OPERATING LLC | 740.44 | 0.031093200 | 23.02 |
| SALT WATER DISPOSAL | OWL SWD OPERATING LLC | 19,892.71 | 0.031093200 | 618.53 |
| SALT WATER DISPOSAL | AY TRUCKING INC | -856.77 | 0.031093200 | -26.64 |
| SALT WATER DISPOSAL | AY TRUCKING INC | 856.77 | 0.031093200 | 26.64 |
| SALT WATER DISPOSAL | AY TRUCKING INC | 856.77 | 0.031093200 | 26.64 |
| SALT WATER DISPOSAL | AY TRUCKING INC | 1,835.10 | 0.031093200 | 57.06 |
| SALT WATER DISPOSAL | AY TRUCKING INC | 1,697.77 | 0.031093200 | 52.79 |
| SALT WATER DISPOSAL | AY TRUCKING INC | 1,176.75 | 0.031093200 | 36.59 |
| SALT WATER DISPOSAL | AY TRUCKING INC | 214.19 | 0.031093200 | 6.66 |
| SALT WATER DISPOSAL | AY TRUCKING INC | 448.10 | 0.031093200 | 13.93 |
| SALT WATER DISPOSAL | AY TRUCKING INC | 4,498.70 | 0.031093200 | 139.88 |
| SALT WATER DISPOSAL | AY TRUCKING INC | 392.26 | 0.031093200 | 12.20 |
| SALT WATER DISPOSAL | AY TRUCKING INC | 1,571.00 | 0.031093200 | 48.85 |
| SALT WATER DISPOSAL | LIMESTONE BASIN PROPERTIE | 1,309.42 | 0.031093200 | 40.71 |
| SALT WATER DISPOSAL | GOODNIGHT WATER SOLUTIO | 132.80 | 0.031093200 | 4.13 |
| TREATING,DEHYDRATION,METERING | JET LABORATORIES INC | 39.55 | 0.031093200 | 1.23 |
| Total Lease Operating Expense Cost | | 51,673.61 | | 1,606.70 |

Lease Operating Expense

| | | | | |
|----------------------------|----------------------------|----------|-------------|-------|
| COMPRESSOR RENTAL/SERVICES | D&H TRUCKING | 216.42 | 0.031093200 | 6.73 |
| COMPRESSOR RENTAL/SERVICES | GRAVITY OILFIELD SERVICES | 1,661.43 | 0.031093200 | 51.66 |
| COMPRESSOR RENTAL/SERVICES | GRAVITY OILFIELD SERVICES | 393.94 | 0.031093200 | 12.25 |
| CONTRACT SUPERVISION | PACE OILFIELD SERVICES INC | 1,156.38 | 0.031093200 | 35.96 |
| FUEL, POWER & ELECTRICAL | XCEL ENERGY | 645.34 | 0.031093200 | 20.07 |
| FUEL, POWER & ELECTRICAL | XCEL ENERGY | 254.38 | 0.031093200 | 7.91 |
| LEASE MAINTENANCE | AMERICAN MILLENNIUM COR | 51.40 | 0.031093200 | 1.60 |
| LEASE MAINTENANCE | HR COMPRESSION & SERVICE | 1,702.21 | 0.031093200 | 52.93 |
| LEASE MAINTENANCE | DESERT HILLS ELECTRIC SUPI | 90.27 | 0.031093200 | 2.81 |
| LEASE MAINTENANCE | G&A FABRICATION LLC | 165.09 | 0.031093200 | 5.13 |
| LEASE MAINTENANCE | TURNCO ENTERPRISES LLC | 50.94 | 0.031093200 | 1.58 |
| LEASE MAINTENANCE | TURNCO ENTERPRISES LLC | 50.94 | 0.031093200 | 1.58 |
| LEASE MAINTENANCE | TURNCO ENTERPRISES LLC | 203.78 | 0.031093200 | 6.34 |
| LEASE MAINTENANCE | REAL TIME AUTOMATION LLC | 20.75 | 0.031093200 | 0.65 |
| LEASE MAINTENANCE | EP&S LLC | 244.67 | 0.031093200 | 7.61 |

04-01-2020

125

MEWBOURNE OIL COMPANY

Page 70

TOM M RAGSDALE
400 N SAM HOUSTON PARKWAY EAST
SUITE 601
HOUSTON, TX 77060

INVOICE NO.: 202003-15084

INVOICE DATE: 3-31-2020

OWNER: 035904-1

BILLING FOR: March 2020

| REFERENCE/DESCRIPTION OF CHARGES | | GROSS CHARGES | WORKING INTEREST | NET CHARGE |
|------------------------------------|----------------------------|------------------|---------------------|---------------|
| LEASE MAINTENANCE | EP&S LLC | 333.21 | 0.031093200 | 10.36 |
| LEASE MAINTENANCE | LEGACY SAFETY AND CONSUM | 37.67 | 0.031093200 | 1.17 |
| LEASE MAINTENANCE | LEGACY SAFETY AND CONSUM | 37.67 | 0.031093200 | 1.17 |
| LEASE MAINTENANCE | MEWBOURNE OIL COMPANY | 239.25 | 0.031093200 | 7.44 |
| LEASE MAINTENANCE | MEWBOURNE OIL COMPANY | 362.50 | 0.031093200 | 11.27 |
| LEASE MAINTENANCE | MEWBOURNE OIL COMPANY | 181.25 | 0.031093200 | 5.64 |
| LEASE MAINTENANCE | MEWBOURNE OIL COMPANY | 362.50 | 0.031093200 | 11.27 |
| PRIME MOVER MAINTENANCE | HR COMPRESSION & SERVICE | 154.40 | 0.031093200 | 4.80 |
| PUMPING | MEWBOURNE OIL COMPANY | 825.00 | 0.031093200 | 25.65 |
| PUMPING | MEWBOURNE OIL COMPANY | 618.75 | 0.031093200 | 19.24 |
| SALT WATER DISPOSAL | OWL SWD OPERATING LLC | 7,217.04 | 0.031093200 | 224.40 |
| SALT WATER DISPOSAL | NGL WATER SOLUTIONS PERM | 131.88 | 0.031093200 | 4.10 |
| SALT WATER DISPOSAL | NGL WATER SOLUTIONS PERM | 8,409.60 | 0.031093200 | 261.48 |
| SALT WATER DISPOSAL | LIMESTONE BASIN PROPERTIE | 475.05 | 0.031093200 | 14.77 |
| WELL SERVICE & REPAIR | D & L METERS AND INSTRUMI | 900.90 | 0.031093200 | 28.01 |
| WELL SERVICE & REPAIR | L & R WELL SERVICE INC | 768.20 | 0.031093200 | 23.88 |
| WELL SERVICE & REPAIR | L & R WELL SERVICE INC | 661.61 | 0.031093200 | 20.57 |
| WELL SERVICE & REPAIR | L & R WELL SERVICE INC | 286.09 | 0.031093200 | 8.90 |
| WELL SERVICE & REPAIR | L & R WELL SERVICE INC | 8,609.54 | 0.031093200 | 267.70 |
| WIRELINE & SPECIAL SURVEYS | PRICE ENERGY CONSULTING I | 1,000.00 | 0.031093200 | 31.09 |
| Total Lease Operating Expense Cost | | 38,520.05 | | 1,197.72 |
| <u>Lease Operating Expense</u> | | | | |
| COMPANY SUPERVISION | MEWBOURNE OIL COMPANY | 625.00 | 0.031093200 | 19.43 |
| COMPANY SUPERVISION | MEWBOURNE OIL COMPANY | 1,250.00 | 0.031093200 | 38.87 |
| COMPANY SUPERVISION | MEWBOURNE OIL COMPANY | 1,250.00 | 0.031093200 | 38.87 |
| COMPANY SUPERVISION | MEWBOURNE OIL COMPANY | 2,500.00 | 0.031093200 | 77.73 |
| COMPANY SUPERVISION | MEWBOURNE OIL COMPANY | 1,037.50 | 0.031093200 | 32.26 |
| COMPRESSOR RENTAL/SERVICES | GRAVITY OILFIELD SERVICES | 2,732.29 | 0.031093200 | 84.96 |
| COMPRESSOR RENTAL/SERVICES | GRAVITY OILFIELD SERVICES | 1,494.53 | 0.031093200 | 46.47 |
| CONTRACT SUPERVISION | PACE OILFIELD SERVICES INC | 2,354.80 | 0.031093200 | 73.22 |
| CONTRACT SUPERVISION | PACE OILFIELD SERVICES INC | 147.17 | 0.031093200 | 4.58 |
| CONTRACT SUPERVISION | PACE OILFIELD SERVICES INC | 1,156.38 | 0.031093200 | 35.96 |
| CONTRACT SUPERVISION | PACE OILFIELD SERVICES INC | 2,354.80 | 0.031093200 | 73.22 |
| CONTRACT SUPERVISION | PACE OILFIELD SERVICES INC | 2,354.80 | 0.031093200 | 73.22 |
| CONTRACT SUPERVISION | PACE OILFIELD SERVICES INC | 147.17 | 0.031093200 | 4.58 |
| CONTRACT SUPERVISION | PACE OILFIELD SERVICES INC | 2,354.80 | 0.031093200 | 73.22 |
| CONTRACT SUPERVISION | PACE OILFIELD SERVICES INC | 588.70 | 0.031093200 | 18.31 |
| FUEL, POWER & ELECTRICAL | XCEL ENERGY | 596.93 | 0.031093200 | 18.56 |
| LEASE MAINTENANCE | T&J VALVE | 3.92 | 0.031093200 | 0.12 |
| LEASE MAINTENANCE | TFH LTD CO | 249.78 | 0.031093200 | 7.77 |
| LEASE MAINTENANCE | GARNER PUMP & SUPPLY INC | 27.91 | 0.031093200 | 0.87 |

04-01-2020

126

MEWBOURNE OIL COMPANY

Page 71

TOM M RAGSDALE
400 N SAM HOUSTON PARKWAY EAST
SUITE 601
HOUSTON, TX 77060

INVOICE NO.: 202003-15084

INVOICE DATE: 3-31-2020

OWNER: 035904-1

BILLING FOR: March 2020

| REFERENCE/DESCRIPTION OF CHARGES | | GROSS CHARGES | WORKING INTEREST | NET CHARGE |
|------------------------------------|----------------------------|------------------|---------------------|---------------|
| LEASE MAINTENANCE | AMERICAN MILLENNIUM COR | 51.40 | 0.031093200 | 1.60 |
| LEASE MAINTENANCE | K&S OILFIELD SUPPLIES LLC | 30.34 | 0.031093200 | 0.94 |
| LEASE MAINTENANCE | K&S OILFIELD SUPPLIES LLC | 115.51 | 0.031093200 | 3.59 |
| LEASE MAINTENANCE | K&S OILFIELD SUPPLIES LLC | 18.88 | 0.031093200 | 0.59 |
| LEASE MAINTENANCE | HR COMPRESSION & SERVICE | 1,401.86 | 0.031093200 | 43.59 |
| LEASE MAINTENANCE | TURNCO ENTERPRISES LLC | 407.55 | 0.031093200 | 12.67 |
| LEASE MAINTENANCE | TURNCO ENTERPRISES LLC | 47.03 | 0.031093200 | 1.46 |
| LEASE MAINTENANCE | TURNCO ENTERPRISES LLC | 39.19 | 0.031093200 | 1.22 |
| LEASE MAINTENANCE | TURNCO ENTERPRISES LLC | 43.11 | 0.031093200 | 1.34 |
| LEASE MAINTENANCE | TURNCO ENTERPRISES LLC | 39.19 | 0.031093200 | 1.22 |
| LEASE MAINTENANCE | INGRAM PROFESSIONAL SERV | 255.88 | 0.031093200 | 7.96 |
| LEASE MAINTENANCE | CRAIN HOT OIL SERVICE LLC | 848.10 | 0.031093200 | 26.37 |
| LEASE MAINTENANCE | CRAIN HOT OIL SERVICE LLC | 471.86 | 0.031093200 | 14.67 |
| LEASE MAINTENANCE | HARMAC ENERGY SERVICES I | 4,572.28 | 0.031093200 | 142.17 |
| LEASE MAINTENANCE | TANKLOGIX LLC | 2,287.47 | 0.031093200 | 71.12 |
| LEASE MAINTENANCE | AY TRUCKING INC | 315.38 | 0.031093200 | 9.81 |
| LEASE MAINTENANCE | AY TRUCKING INC | 210.25 | 0.031093200 | 6.54 |
| LEASE MAINTENANCE | AY TRUCKING INC | 379.16 | 0.031093200 | 11.79 |
| LEASE MAINTENANCE | AY TRUCKING INC | 97.21 | 0.031093200 | 3.02 |
| LEASE MAINTENANCE | MEWBOURNE OIL COMPANY | 362.50 | 0.031093200 | 11.27 |
| LEASE MAINTENANCE | MEWBOURNE OIL COMPANY | 362.50 | 0.031093200 | 11.27 |
| LEASE MAINTENANCE | MEWBOURNE OIL COMPANY | 246.50 | 0.031093200 | 7.67 |
| MISCELLANEOUS EQUIPMENT RENTAL | MEWBOURNE OIL COMPANY | 45.00 | 0.031093200 | 1.40 |
| PUMPING | MEWBOURNE OIL COMPANY | 800.00 | 0.031093200 | 24.87 |
| PUMPING | MEWBOURNE OIL COMPANY | 600.00 | 0.031093200 | 18.66 |
| SALT WATER DISPOSAL | LIONS TRANSPORT CORP | 393.44 | 0.031093200 | 12.23 |
| SALT WATER DISPOSAL | OWL SWD OPERATING LLC | 5,538.41 | 0.031093200 | 172.21 |
| SALT WATER DISPOSAL | AY TRUCKING INC | 5,637.05 | 0.031093200 | 175.27 |
| SALT WATER DISPOSAL | AY TRUCKING INC | 5,989.97 | 0.031093200 | 186.25 |
| SALT WATER DISPOSAL | LIMESTONE BASIN PROPERTIE | 479.95 | 0.031093200 | 14.92 |
| TREATING,DEHYDRATION,METERING | MEWBOURNE OIL COMPANY-I | 150.00 | 0.031093200 | 4.66 |
| WELL SERVICE & REPAIR | GARNER PUMP & SUPPLY INC | 431.71 | 0.031093200 | 13.43 |
| WELL SERVICE & REPAIR | L & E SERVICES LLC | 2,097.97 | 0.031093200 | 65.23 |
| WELL SERVICE & REPAIR | GUNS UP SERVICES | 2,207.95 | 0.031093200 | 68.65 |
| WELL SERVICE & REPAIR | EXCALIBUR OILFIELD SERVIC | 1,345.67 | 0.031093200 | 41.84 |
| Total Lease Operating Expense Cost | | 61,546.75 | | 1,913.72 |
| <u>Lease Operating Expense</u> | | | | |
| CHEMICALS-WATER TREATING | IMPERATIVE CHEMICAL PART | 167.55 | 0.031093200 | 5.21 |
| COMPANY SUPERVISION | PACE OILFIELD SERVICES INC | 1,177.40 | 0.031093200 | 36.61 |
| COMPRESSOR RENTAL/SERVICES | LESLIE CRAIG | 75.55 | 0.031093200 | 2.35 |
| COMPRESSOR RENTAL/SERVICES | LESLIE CRAIG | 61.11 | 0.031093200 | 1.90 |

04-01-2020

127

MEWBOURNE OIL COMPANY

Page 72

TOM M RAGSDALE
400 N SAM HOUSTON PARKWAY EAST
SUITE 601
HOUSTON, TX 77060

INVOICE NO.: 202003-15084

INVOICE DATE: 3-31-2020

OWNER: 035904-1

BILLING FOR: March 2020

| REFERENCE/DESCRIPTION OF CHARGES | | GROSS CHARGES | WORKING INTEREST | NET CHARGE |
|----------------------------------|-----------------------------|------------------|---------------------|---------------|
| CONTRACT SUPERVISION | PACE OILFIELD SERVICES INC | 1,177.40 | 0.031093200 | 36.61 |
| CONTRACT SUPERVISION | PACE OILFIELD SERVICES INC | 147.17 | 0.031093200 | 4.58 |
| CONTRACT SUPERVISION | PACE OILFIELD SERVICES INC | 147.17 | 0.031093200 | 4.58 |
| CONTRACT SUPERVISION | PACE OILFIELD SERVICES INC | 1,177.40 | 0.031093200 | 36.61 |
| CONTRACT SUPERVISION | PACE OILFIELD SERVICES INC | 1,177.40 | 0.031093200 | 36.61 |
| CONTRACT SUPERVISION | PACE OILFIELD SERVICES INC | 578.19 | 0.031093200 | 17.98 |
| CONTRACT SUPERVISION | PACE OILFIELD SERVICES INC | 504.60 | 0.031093200 | 15.69 |
| FUEL, POWER & ELECTRICAL | XCEL ENERGY | 404.51 | 0.031093200 | 12.58 |
| FUEL, POWER & ELECTRICAL | PILOT THOMAS LOGISTICS LL | 301.08 | 0.031093200 | 9.36 |
| FUEL, POWER & ELECTRICAL | PILOT THOMAS LOGISTICS LL | 233.14 | 0.031093200 | 7.25 |
| FUEL, POWER & ELECTRICAL | PILOT THOMAS LOGISTICS LL | 111.44 | 0.031093200 | 3.46 |
| LEASE MAINTENANCE | T&J VALVE | 805.73 | 0.031093200 | 25.05 |
| LEASE MAINTENANCE | INDIAN FIRE & SAFETY, A DXF | 360.74 | 0.031093200 | 11.22 |
| LEASE MAINTENANCE | TFH LTD CO | 384.02 | 0.031093200 | 11.94 |
| LEASE MAINTENANCE | GARNER PUMP & SUPPLY INC | 219.96 | 0.031093200 | 6.84 |
| LEASE MAINTENANCE | GARNER PUMP & SUPPLY INC | 53.87 | 0.031093200 | 1.68 |
| LEASE MAINTENANCE | GARNER PUMP & SUPPLY INC | 1,711.20 | 0.031093200 | 53.20 |
| LEASE MAINTENANCE | AMERICAN MILLENNIUM COR | 25.70 | 0.031093200 | 0.80 |
| LEASE MAINTENANCE | 7B ROUSTABOUT LLC | 835.00 | 0.031093200 | 25.96 |
| LEASE MAINTENANCE | 7B ROUSTABOUT LLC | 195.00 | 0.031093200 | 6.06 |
| LEASE MAINTENANCE | 7B ROUSTABOUT LLC | 325.00 | 0.031093200 | 10.10 |
| LEASE MAINTENANCE | K&S OILFIELD SUPPLIES LLC | 267.14 | 0.031093200 | 8.31 |
| LEASE MAINTENANCE | K&S OILFIELD SUPPLIES LLC | 98.92 | 0.031093200 | 3.08 |
| LEASE MAINTENANCE | K&S OILFIELD SUPPLIES LLC | 431.14 | 0.031093200 | 13.41 |
| LEASE MAINTENANCE | K&S OILFIELD SUPPLIES LLC | 27.94 | 0.031093200 | 0.87 |
| LEASE MAINTENANCE | K&S OILFIELD SUPPLIES LLC | 19.37 | 0.031093200 | 0.60 |
| LEASE MAINTENANCE | MPS ENTERPRISES INC | 52.43 | 0.031093200 | 1.63 |
| LEASE MAINTENANCE | DIVINE ENERGY SERVICES LL | 34.38 | 0.031093200 | 1.07 |
| LEASE MAINTENANCE | TURNCO ENTERPRISES LLC | 19.60 | 0.031093200 | 0.61 |
| LEASE MAINTENANCE | TURNCO ENTERPRISES LLC | 203.78 | 0.031093200 | 6.34 |
| LEASE MAINTENANCE | TURNCO ENTERPRISES LLC | 407.55 | 0.031093200 | 12.67 |
| LEASE MAINTENANCE | TURNCO ENTERPRISES LLC | 15.68 | 0.031093200 | 0.49 |
| LEASE MAINTENANCE | TURNCO ENTERPRISES LLC | 611.33 | 0.031093200 | 19.01 |
| LEASE MAINTENANCE | INGRAM PROFESSIONAL SERV | 159.33 | 0.031093200 | 4.95 |
| LEASE MAINTENANCE | FLATLAND HOLDINGS LLC | 44.85 | 0.031093200 | 1.39 |
| LEASE MAINTENANCE | FLATLAND HOLDINGS LLC | 48.29 | 0.031093200 | 1.50 |
| LEASE MAINTENANCE | FLATLAND HOLDINGS LLC | 48.29 | 0.031093200 | 1.50 |
| LEASE MAINTENANCE | FLATLAND HOLDINGS LLC | 44.85 | 0.031093200 | 1.39 |
| LEASE MAINTENANCE | FLATLAND HOLDINGS LLC | 44.85 | 0.031093200 | 1.39 |
| LEASE MAINTENANCE | FLATLAND HOLDINGS LLC | 44.85 | 0.031093200 | 1.39 |
| LEASE MAINTENANCE | FLATLAND HOLDINGS LLC | 17.26 | 0.031093200 | 0.54 |
| LEASE MAINTENANCE | FLATLAND HOLDINGS LLC | 17.26 | 0.031093200 | 0.54 |

04-01-2020

128

MEWBOURNE OIL COMPANY

Page 73

TOM M RAGSDALE
400 N SAM HOUSTON PARKWAY EAST
SUITE 601
HOUSTON, TX 77060

INVOICE NO.: 202003-15084

INVOICE DATE: 3-31-2020

OWNER: 035904-1

BILLING FOR: March 2020

| REFERENCE/DESCRIPTION OF CHARGES | | GROSS CHARGES | WORKING INTEREST | NET CHARGE |
|------------------------------------|---------------------------|------------------|---------------------|---------------|
| LEASE MAINTENANCE | FLATLAND HOLDINGS LLC | 17.26 | 0.031093200 | 0.54 |
| LEASE MAINTENANCE | FLATLAND HOLDINGS LLC | 17.26 | 0.031093200 | 0.54 |
| LEASE MAINTENANCE | FLATLAND HOLDINGS LLC | 16.85 | 0.031093200 | 0.52 |
| LEASE MAINTENANCE | FLATLAND HOLDINGS LLC | 16.85 | 0.031093200 | 0.52 |
| LEASE MAINTENANCE | OWL SWD OPERATING LLC | 52.46 | 0.031093200 | 1.63 |
| LEASE MAINTENANCE | EP&S LLC | 106.83 | 0.031093200 | 3.32 |
| LEASE MAINTENANCE | EP&S LLC | 71.50 | 0.031093200 | 2.22 |
| LEASE MAINTENANCE | EP&S LLC | 79.16 | 0.031093200 | 2.46 |
| LEASE MAINTENANCE | EP&S LLC | 77.34 | 0.031093200 | 2.41 |
| LEASE MAINTENANCE | EP&S LLC | 68.41 | 0.031093200 | 2.13 |
| LEASE MAINTENANCE | EP&S LLC | 75.08 | 0.031093200 | 2.33 |
| LEASE MAINTENANCE | WILDCAT PUMP & ENGINE REI | 375.39 | 0.031093200 | 11.67 |
| LEASE MAINTENANCE | AY TRUCKING INC | 252.30 | 0.031093200 | 7.84 |
| LEASE MAINTENANCE | LEGACY SAFETY AND CONSUM | 10.58 | 0.031093200 | 0.33 |
| LEASE MAINTENANCE | LEGACY SAFETY AND CONSUM | 81.16 | 0.031093200 | 2.52 |
| LEASE MAINTENANCE | ACCELERATED WATER RESOU | 569.70 | 0.031093200 | 17.71 |
| LEASE MAINTENANCE | MEWBOURNE OIL COMPANY | 387.50 | 0.031093200 | 12.05 |
| LEASE MAINTENANCE | MEWBOURNE OIL COMPANY | 899.00 | 0.031093200 | 27.95 |
| MISCELLANEOUS EQUIPMENT RENTAL | MEWBOURNE OIL COMPANY | 271.00 | 0.031093200 | 8.43 |
| PUMPING | MEWBOURNE OIL COMPANY | 800.00 | 0.031093200 | 24.87 |
| PUMPING | MEWBOURNE OIL COMPANY | 600.00 | 0.031093200 | 18.66 |
| SALT WATER DISPOSAL | OWL SWD OPERATING LLC | 453.90 | 0.031093200 | 14.11 |
| SALT WATER DISPOSAL | OWL SWD OPERATING LLC | 7,682.59 | 0.031093200 | 238.88 |
| SALT WATER DISPOSAL | NGL WATER SOLUTIONS PERM | 153.24 | 0.031093200 | 4.76 |
| SALT WATER DISPOSAL | NGL WATER SOLUTIONS PERM | 73.55 | 0.031093200 | 2.29 |
| SALT WATER DISPOSAL | NGL WATER SOLUTIONS PERM | 5,179.45 | 0.031093200 | 161.04 |
| SALT WATER DISPOSAL | LIMESTONE BASIN PROPERTIE | 505.70 | 0.031093200 | 15.72 |
| SITE RESTORATION & EXCAVATION | WILDCAT PUMP & ENGINE REI | 3,871.78 | 0.031093200 | 120.39 |
| TREATING,DEHYDRATION,METERING | MEWBOURNE OIL COMPANY-I | 150.00 | 0.031093200 | 4.66 |
| Total Lease Operating Expense Cost | | 37,932.26 | | 1,179.41 |

Lease Operating Expense

| | | | | |
|----------------------------|----------------------------|----------|-------------|-------|
| CHEMICALS-WATER TREATING | IMPERATIVE CHEMICAL PART | 166.83 | 0.031093200 | 5.19 |
| CHEMICALS-WATER TREATING | IMPERATIVE CHEMICAL PART | 130.85 | 0.031093200 | 4.07 |
| CHEMICALS-WATER TREATING | IMPERATIVE CHEMICAL PART | 130.85 | 0.031093200 | 4.07 |
| COMPRESSOR RENTAL/SERVICES | LESLIE CRAIG | 30.33 | 0.031093200 | 0.94 |
| COMPRESSOR RENTAL/SERVICES | LESLIE CRAIG | 31.34 | 0.031093200 | 0.98 |
| COMPRESSOR RENTAL/SERVICES | GRAVITY OILFIELD SERVICES | 172.45 | 0.031093200 | 5.36 |
| COMPRESSOR RENTAL/SERVICES | GRAVITY OILFIELD SERVICES | 1,027.95 | 0.031093200 | 31.96 |
| COMPRESSOR RENTAL/SERVICES | GRAVITY OILFIELD SERVICES | 12.54 | 0.031093200 | 0.39 |
| COMPRESSOR RENTAL/SERVICES | GRAVITY OILFIELD SERVICES | 522.59 | 0.031093200 | 16.25 |
| CONTRACT SUPERVISION | PACE OILFIELD SERVICES INC | 378.45 | 0.031093200 | 11.77 |

04-01-2020

129

MEWBOURNE OIL COMPANY

Page 74

TOM M RAGSDALE
400 N SAM HOUSTON PARKWAY EAST
SUITE 601
HOUSTON, TX 77060

INVOICE NO.: 202003-15084

INVOICE DATE: 3-31-2020

OWNER: 035904-1

BILLING FOR: March 2020

| REFERENCE/DESCRIPTION OF CHARGES | | GROSS CHARGES | WORKING INTEREST | NET CHARGE |
|------------------------------------|-----------------------------|------------------|---------------------|---------------|
| CONTRACT SUPERVISION | PACE OILFIELD SERVICES INC | 336.40 | 0.031093200 | 10.46 |
| FUEL, POWER & ELECTRICAL | XCEL ENERGY | 89.40 | 0.031093200 | 2.78 |
| LEASE MAINTENANCE | GARNER PUMP & SUPPLY INC | 1,014.63 | 0.031093200 | 31.55 |
| LEASE MAINTENANCE | GARNER PUMP & SUPPLY INC | 374.15 | 0.031093200 | 11.63 |
| LEASE MAINTENANCE | 7B ROUSTABOUT LLC | 260.00 | 0.031093200 | 8.08 |
| LEASE MAINTENANCE | 7B ROUSTABOUT LLC | 260.00 | 0.031093200 | 8.08 |
| LEASE MAINTENANCE | 7B ROUSTABOUT LLC | 130.00 | 0.031093200 | 4.04 |
| LEASE MAINTENANCE | 7B ROUSTABOUT LLC | 130.00 | 0.031093200 | 4.04 |
| LEASE MAINTENANCE | 7B ROUSTABOUT LLC | 130.00 | 0.031093200 | 4.04 |
| LEASE MAINTENANCE | K&S OILFIELD SUPPLIES LLC | 471.47 | 0.031093200 | 14.66 |
| LEASE MAINTENANCE | K&S OILFIELD SUPPLIES LLC | 636.32 | 0.031093200 | 19.78 |
| LEASE MAINTENANCE | G&A FABRICATION LLC | 321.12 | 0.031093200 | 9.98 |
| LEASE MAINTENANCE | TURNCO ENTERPRISES LLC | 203.78 | 0.031093200 | 6.34 |
| LEASE MAINTENANCE | TURNCO ENTERPRISES LLC | 305.66 | 0.031093200 | 9.50 |
| LEASE MAINTENANCE | INGRAM PROFESSIONAL SERV | 161.15 | 0.031093200 | 5.01 |
| LEASE MAINTENANCE | INGRAM PROFESSIONAL SERV | 138.01 | 0.031093200 | 4.29 |
| LEASE MAINTENANCE | B & B WELDING INC | 5,826.34 | 0.031093200 | 181.16 |
| LEASE MAINTENANCE | TRINITY OILFIELD SERVICES & | 151.92 | 0.031093200 | 4.72 |
| LEASE MAINTENANCE | TRINITY OILFIELD SERVICES & | 142.44 | 0.031093200 | 4.43 |
| LEASE MAINTENANCE | IMPERATIVE CHEMICAL PART | 672.04 | 0.031093200 | 20.90 |
| LEASE MAINTENANCE | EP&S LLC | 81.58 | 0.031093200 | 2.54 |
| LEASE MAINTENANCE | TANKLOGIX LLC | 139.94 | 0.031093200 | 4.35 |
| LEASE MAINTENANCE | MEWBOURNE OIL COMPANY | 775.00 | 0.031093200 | 24.10 |
| LEASE MAINTENANCE | MEWBOURNE OIL COMPANY | 581.25 | 0.031093200 | 18.07 |
| MISCELLANEOUS EQUIPMENT RENTAL | MEWBOURNE OIL COMPANY | 280.00 | 0.031093200 | 8.71 |
| PRIME MOVER MAINTENANCE | HR COMPRESSION & SERVICE | 70.92 | 0.031093200 | 2.21 |
| PUMPING | MEWBOURNE OIL COMPANY | 800.00 | 0.031093200 | 24.87 |
| PUMPING | MEWBOURNE OIL COMPANY | 600.00 | 0.031093200 | 18.66 |
| SALT WATER DISPOSAL | OWL SWD OPERATING LLC | 3,364.27 | 0.031093200 | 104.61 |
| SALT WATER DISPOSAL | NGL WATER SOLUTIONS PERM | 5,518.90 | 0.031093200 | 171.60 |
| SALT WATER DISPOSAL | LIMESTONE BASIN PROPERTIE | 221.45 | 0.031093200 | 6.88 |
| SITE RESTORATION & EXCAVATION | R360 ENVIRONMENTAL SOLUT | 854.55 | 0.031093200 | 26.57 |
| SITE RESTORATION & EXCAVATION | WILDCAT PUMP & ENGINE REI | 4,547.46 | 0.031093200 | 141.39 |
| Total Lease Operating Expense Cost | | 32,194.33 | | 1,001.01 |
| <u>Lease Operating Expense</u> | | | | |
| CHEMICALS-WATER TREATING | IMPERATIVE CHEMICAL PART | 135.31 | 0.031093200 | 4.21 |
| CHEMICALS-WATER TREATING | IMPERATIVE CHEMICAL PART | 237.90 | 0.031093200 | 7.40 |
| CHEMICALS-WATER TREATING | IMPERATIVE CHEMICAL PART | 47.58 | 0.031093200 | 1.48 |
| COMPANY SUPERVISION | MEWBOURNE OIL COMPANY | 312.50 | 0.031093200 | 9.72 |
| COMPANY SUPERVISION | MEWBOURNE OIL COMPANY | 412.50 | 0.031093200 | 12.83 |
| COMPRESSOR RENTAL/SERVICES | BASELINE ENERGY SERVICES | 98.72 | 0.031093200 | 3.07 |

04-01-2020

130

MEWBOURNE OIL COMPANY

Page 75

TOM M RAGSDALE
400 N SAM HOUSTON PARKWAY EAST
SUITE 601
HOUSTON, TX 77060

INVOICE NO.: 202003-15084

INVOICE DATE: 3-31-2020

OWNER: 035904-1

BILLING FOR: March 2020

| REFERENCE/DESCRIPTION OF CHARGES | | GROSS CHARGES | WORKING INTEREST | NET CHARGE |
|------------------------------------|-----------------------------|------------------|---------------------|---------------|
| COMPRESSOR RENTAL/SERVICES | GRAVITY OILFIELD SERVICES | 48.61 | 0.031093200 | 1.51 |
| CONTRACT SUPERVISION | PACE OILFIELD SERVICES INC | 291.53 | 0.031093200 | 9.06 |
| CONTRACT SUPERVISION | PACE OILFIELD SERVICES INC | 291.53 | 0.031093200 | 9.06 |
| CONTRACT SUPERVISION | PACE OILFIELD SERVICES INC | 291.53 | 0.031093200 | 9.06 |
| CONTRACT SUPERVISION | PACE OILFIELD SERVICES INC | 291.53 | 0.031093200 | 9.06 |
| CONTRACT SUPERVISION | PACE OILFIELD SERVICES INC | 291.53 | 0.031093200 | 9.06 |
| CONTRACT SUPERVISION | PACE OILFIELD SERVICES INC | 291.53 | 0.031093200 | 9.06 |
| FUEL, POWER & ELECTRICAL | XCEL ENERGY | 485.43 | 0.031093200 | 15.09 |
| FUEL, POWER & ELECTRICAL | XCEL ENERGY | 346.14 | 0.031093200 | 10.76 |
| LEASE MAINTENANCE | T&J VALVE | 169.54 | 0.031093200 | 5.27 |
| LEASE MAINTENANCE | AMERICAN MILLENNIUM COR | 26.10 | 0.031093200 | 0.81 |
| LEASE MAINTENANCE | AMERICAN MILLENNIUM COR | 51.40 | 0.031093200 | 1.60 |
| LEASE MAINTENANCE | KEYSTONE PUMP & SUPPLY LI | 513.88 | 0.031093200 | 15.98 |
| LEASE MAINTENANCE | KEYSTONE PUMP & SUPPLY LI | 334.68 | 0.031093200 | 10.41 |
| LEASE MAINTENANCE | 7B ROUSTABOUT LLC | 195.00 | 0.031093200 | 6.06 |
| LEASE MAINTENANCE | 7B ROUSTABOUT LLC | 225.00 | 0.031093200 | 7.00 |
| LEASE MAINTENANCE | 7B ROUSTABOUT LLC | 1,080.00 | 0.031093200 | 33.58 |
| LEASE MAINTENANCE | K&S OILFIELD SUPPLIES LLC | 147.35 | 0.031093200 | 4.58 |
| LEASE MAINTENANCE | K&S OILFIELD SUPPLIES LLC | 943.68 | 0.031093200 | 29.34 |
| LEASE MAINTENANCE | K&S OILFIELD SUPPLIES LLC | 78.48 | 0.031093200 | 2.44 |
| LEASE MAINTENANCE | K&S OILFIELD SUPPLIES LLC | 2,413.67 | 0.031093200 | 75.05 |
| LEASE MAINTENANCE | G&A FABRICATION LLC | 110.74 | 0.031093200 | 3.44 |
| LEASE MAINTENANCE | TURNCO ENTERPRISES LLC | 305.66 | 0.031093200 | 9.50 |
| LEASE MAINTENANCE | INGRAM PROFESSIONAL SERV | 1,468.12 | 0.031093200 | 45.65 |
| LEASE MAINTENANCE | INGRAM PROFESSIONAL SERV | 402.89 | 0.031093200 | 12.53 |
| LEASE MAINTENANCE | TRINITY OILFIELD SERVICES & | 296.12 | 0.031093200 | 9.21 |
| LEASE MAINTENANCE | IMPERATIVE CHEMICAL PART | 84.77 | 0.031093200 | 2.63 |
| LEASE MAINTENANCE | TANKLOGIX LLC | 1,020.96 | 0.031093200 | 31.75 |
| LEASE MAINTENANCE | TANKLOGIX LLC | 103.38 | 0.031093200 | 3.21 |
| LEASE MAINTENANCE | TANKLOGIX LLC | 66.04 | 0.031093200 | 2.06 |
| LEASE MAINTENANCE | TANKLOGIX LLC | 118.41 | 0.031093200 | 3.68 |
| LEASE MAINTENANCE | MEWBOURNE OIL COMPANY | 263.50 | 0.031093200 | 8.19 |
| MISCELLANEOUS EQUIPMENT RENTAL | MEWBOURNE OIL COMPANY | 271.00 | 0.031093200 | 8.43 |
| PRIME MOVER MAINTENANCE | HR COMPRESSION & SERVICE | 450.04 | 0.031093200 | 13.99 |
| PRIME MOVER MAINTENANCE | G&A FABRICATION LLC | 154.57 | 0.031093200 | 4.81 |
| PUMPING | MEWBOURNE OIL COMPANY | 825.00 | 0.031093200 | 25.65 |
| PUMPING | MEWBOURNE OIL COMPANY | 618.75 | 0.031093200 | 19.24 |
| SALT WATER DISPOSAL | OWL SWD OPERATING LLC | 4,600.90 | 0.031093200 | 143.06 |
| SALT WATER DISPOSAL | NGL WATER SOLUTIONS PERM | 10,150.11 | 0.031093200 | 315.60 |
| SALT WATER DISPOSAL | LIMESTONE BASIN PROPERTIE | 302.87 | 0.031093200 | 9.42 |
| Total Lease Operating Expense Cost | | 31,666.48 | | 984.60 |

04-01-2020

131

MEWBOURNE OIL COMPANY

Page 76

TOM M RAGSDALE
400 N SAM HOUSTON PARKWAY EAST
SUITE 601
HOUSTON, TX 77060

INVOICE NO.: 202003-15084

INVOICE DATE: 3-31-2020

OWNER: 035904-1

BILLING FOR: March 2020

| REFERENCE/DESCRIPTION OF CHARGES | | GROSS CHARGES | WORKING INTEREST | NET CHARGE |
|------------------------------------|-----------------------------|------------------|---------------------|---------------|
| <u>Lease Operating Expense</u> | | | | |
| CHEMICALS-WATER TREATING | IMPERATIVE CHEMICAL PART | 297.68 | 0.031093200 | 9.26 |
| COMPANY SUPERVISION | MEWBOURNE OIL COMPANY | 2,500.00 | 0.031093200 | 77.73 |
| COMPRESSOR RENTAL/SERVICES | GRAVITY OILFIELD SERVICES | 410.06 | 0.031093200 | 12.75 |
| COMPRESSOR RENTAL/SERVICES | GRAVITY OILFIELD SERVICES | 38.15 | 0.031093200 | 1.19 |
| COMPRESSOR RENTAL/SERVICES | GRAVITY OILFIELD SERVICES | 423.73 | 0.031093200 | 13.17 |
| CONTRACT SUPERVISION | PACE OILFIELD SERVICES INC | 54.99 | 0.031093200 | 1.71 |
| CONTRACT SUPERVISION | PACE OILFIELD SERVICES INC | 291.53 | 0.031093200 | 9.06 |
| CONTRACT SUPERVISION | PACE OILFIELD SERVICES INC | 291.53 | 0.031093200 | 9.06 |
| FUEL, POWER & ELECTRICAL | XCEL ENERGY | 291.58 | 0.031093200 | 9.07 |
| LEASE MAINTENANCE | GARNER PUMP & SUPPLY INC | 1,162.02 | 0.031093200 | 36.14 |
| LEASE MAINTENANCE | GARNER PUMP & SUPPLY INC | 951.54 | 0.031093200 | 29.59 |
| LEASE MAINTENANCE | AMERICAN MILLENNIUM COR | 39.72 | 0.031093200 | 1.23 |
| LEASE MAINTENANCE | THE GASCO MANUFACTURING | 104.16 | 0.031093200 | 3.24 |
| LEASE MAINTENANCE | K&S OILFIELD SUPPLIES LLC | 6.41 | 0.031093200 | 0.20 |
| LEASE MAINTENANCE | PACE OILFIELD SERVICES INC | 291.53 | 0.031093200 | 9.06 |
| LEASE MAINTENANCE | TURNCO ENTERPRISES LLC | 203.78 | 0.031093200 | 6.34 |
| LEASE MAINTENANCE | B & B WELDING INC | 543.88 | 0.031093200 | 16.91 |
| LEASE MAINTENANCE | TRINITY OILFIELD SERVICES & | 21.10 | 0.031093200 | 0.66 |
| LEASE MAINTENANCE | TRINITY OILFIELD SERVICES & | 60.06 | 0.031093200 | 1.87 |
| LEASE MAINTENANCE | TRINITY OILFIELD SERVICES & | 67.57 | 0.031093200 | 2.10 |
| LEASE MAINTENANCE | TRINITY OILFIELD SERVICES & | 36.53 | 0.031093200 | 1.14 |
| LEASE MAINTENANCE | TRINITY OILFIELD SERVICES & | 42.20 | 0.031093200 | 1.31 |
| LEASE MAINTENANCE | TANKLOGIX LLC | 87.40 | 0.031093200 | 2.72 |
| LEASE MAINTENANCE | TANKLOGIX LLC | 45.84 | 0.031093200 | 1.42 |
| LEASE MAINTENANCE | MEWBOURNE OIL COMPANY | 519.25 | 0.031093200 | 16.15 |
| MISCELLANEOUS EQUIPMENT RENTAL | MEWBOURNE OIL COMPANY | 280.00 | 0.031093200 | 8.71 |
| PUMPING | MEWBOURNE OIL COMPANY | 850.00 | 0.031093200 | 26.43 |
| PUMPING | MEWBOURNE OIL COMPANY | 637.50 | 0.031093200 | 19.82 |
| SALT WATER DISPOSAL | OWL SWD OPERATING LLC | 3,798.76 | 0.031093200 | 118.11 |
| SALT WATER DISPOSAL | NGL WATER SOLUTIONS PERM | 5,180.53 | 0.031093200 | 161.08 |
| SALT WATER DISPOSAL | NGL WATER SOLUTIONS PERM | 1,581.17 | 0.031093200 | 49.16 |
| SALT WATER DISPOSAL | NGL WATER SOLUTIONS PERM | 5,293.20 | 0.031093200 | 164.58 |
| SALT WATER DISPOSAL | LIMESTONE BASIN PROPERTIE | 250.05 | 0.031093200 | 7.77 |
| SITE RESTORATION & EXCAVATION | SUNDANCE SERVICES INC | 41.61 | 0.031093200 | 1.29 |
| Total Lease Operating Expense Cost | | 26,695.06 | | 830.03 |
| <u>Lease Operating Expense</u> | | | | |
| CHEMICALS-WATER TREATING | IMPERATIVE CHEMICAL PART | 59.48 | 0.031093200 | 1.85 |
| CHEMICALS-WATER TREATING | IMPERATIVE CHEMICAL PART | 130.85 | 0.031093200 | 4.07 |
| CHEMICALS-WATER TREATING | IMPERATIVE CHEMICAL PART | 279.24 | 0.031093200 | 8.68 |
| COMPANY SUPERVISION | MEWBOURNE OIL COMPANY | 1,200.00 | 0.031093200 | 37.31 |

04-01-2020

132

MEWBOURNE OIL COMPANY

Page 77

TOM M RAGSDALE
400 N SAM HOUSTON PARKWAY EAST
SUITE 601
HOUSTON, TX 77060

INVOICE NO.: 202003-15084

INVOICE DATE: 3-31-2020

OWNER: 035904-1

BILLING FOR: March 2020

| REFERENCE/DESCRIPTION OF CHARGES | | GROSS CHARGES | WORKING INTEREST | NET CHARGE |
|----------------------------------|-----------------------------|------------------|---------------------|---------------|
| COMPANY SUPERVISION | MEWBOURNE OIL COMPANY | 1,200.00 | 0.031093200 | 37.31 |
| COMPRESSOR MAINTENANCE | G&A FABRICATION LLC | 19.09 | 0.031093200 | 0.59 |
| COMPRESSOR MAINTENANCE | G&A FABRICATION LLC | 147.70 | 0.031093200 | 4.59 |
| COMPRESSOR RENTAL/SERVICES | NATURAL GAS SERVICES GRO | 541.90 | 0.031093200 | 16.85 |
| COMPRESSOR RENTAL/SERVICES | NATURAL GAS SERVICES GRO | 4,199.74 | 0.031093200 | 130.58 |
| COMPRESSOR RENTAL/SERVICES | GRAVITY OILFIELD SERVICES | 39.42 | 0.031093200 | 1.23 |
| CONTRACT SUPERVISION | PACE OILFIELD SERVICES INC | 291.53 | 0.031093200 | 9.06 |
| CONTRACT SUPERVISION | PACE OILFIELD SERVICES INC | 291.53 | 0.031093200 | 9.06 |
| CONTRACT SUPERVISION | PACE OILFIELD SERVICES INC | 27.90 | 0.031093200 | 0.87 |
| CONTRACT SUPERVISION | PACE OILFIELD SERVICES INC | 291.53 | 0.031093200 | 9.06 |
| CONTRACT SUPERVISION | PACE OILFIELD SERVICES INC | 291.53 | 0.031093200 | 9.06 |
| FUEL, POWER & ELECTRICAL | XCEL ENERGY | 205.30 | 0.031093200 | 6.38 |
| FUEL, POWER & ELECTRICAL | PILOT THOMAS LOGISTICS LLA | 77.58 | 0.031093200 | 2.41 |
| FUEL, POWER & ELECTRICAL | PILOT THOMAS LOGISTICS LLA | 44.13 | 0.031093200 | 1.37 |
| FUEL, POWER & ELECTRICAL | PILOT THOMAS LOGISTICS LLA | 10.07 | 0.031093200 | 0.31 |
| LEASE MAINTENANCE | AMERICAN MILLENNIUM COR | 27.43 | 0.031093200 | 0.85 |
| LEASE MAINTENANCE | JW OILFIELD HAULING INC | 2,339.20 | 0.031093200 | 72.73 |
| LEASE MAINTENANCE | K&S OILFIELD SUPPLIES LLC | 33.66 | 0.031093200 | 1.05 |
| LEASE MAINTENANCE | MPS ENTERPRISES INC | 98.06 | 0.031093200 | 3.05 |
| LEASE MAINTENANCE | TURNCO ENTERPRISES LLC | 15.68 | 0.031093200 | 0.49 |
| LEASE MAINTENANCE | TURNCO ENTERPRISES LLC | 19.60 | 0.031093200 | 0.61 |
| LEASE MAINTENANCE | TURNCO ENTERPRISES LLC | 43.11 | 0.031093200 | 1.34 |
| LEASE MAINTENANCE | TURNCO ENTERPRISES LLC | 23.51 | 0.031093200 | 0.73 |
| LEASE MAINTENANCE | TURNCO ENTERPRISES LLC | 47.03 | 0.031093200 | 1.46 |
| LEASE MAINTENANCE | TURNCO ENTERPRISES LLC | 47.03 | 0.031093200 | 1.46 |
| LEASE MAINTENANCE | TRINITY OILFIELD SERVICES & | 124.68 | 0.031093200 | 3.88 |
| LEASE MAINTENANCE | TRINITY OILFIELD SERVICES & | 234.19 | 0.031093200 | 7.28 |
| LEASE MAINTENANCE | TRINITY OILFIELD SERVICES & | 2,051.98 | 0.031093200 | 63.80 |
| LEASE MAINTENANCE | TRINITY OILFIELD SERVICES & | 548.60 | 0.031093200 | 17.06 |
| LEASE MAINTENANCE | TRINITY OILFIELD SERVICES & | 1,920.10 | 0.031093200 | 59.70 |
| LEASE MAINTENANCE | MEWBOURNE OIL COMPANY | 775.00 | 0.031093200 | 24.10 |
| LEASE MAINTENANCE | MEWBOURNE OIL COMPANY | 450.00 | 0.031093200 | 13.99 |
| LEASE MAINTENANCE | MEWBOURNE OIL COMPANY | 775.00 | 0.031093200 | 24.10 |
| MISCELLANEOUS EQUIPMENT RENTAL | MEWBOURNE OIL COMPANY | 280.00 | 0.031093200 | 8.71 |
| PRIME MOVER MAINTENANCE | HR COMPRESSION & SERVICE | 48.44 | 0.031093200 | 1.51 |
| PRIME MOVER MAINTENANCE | HR COMPRESSION & SERVICE | 182.32 | 0.031093200 | 5.67 |
| PUMPING | MEWBOURNE OIL COMPANY | 850.00 | 0.031093200 | 26.43 |
| PUMPING | MEWBOURNE OIL COMPANY | 637.50 | 0.031093200 | 19.82 |
| SALT WATER DISPOSAL | OWL SWD OPERATING LLC | 2,149.67 | 0.031093200 | 66.84 |
| SALT WATER DISPOSAL | AY TRUCKING INC | 146.25 | 0.031093200 | 4.55 |
| SALT WATER DISPOSAL | LIMESTONE BASIN PROPERTIE | 141.52 | 0.031093200 | 4.40 |
| WELL EQUIPMENT-SURFACE | DIVINE WIRELINE SOLUTIONS | 7,540.45 | 0.031093200 | 234.46 |

04-01-2020

133

MEWBOURNE OIL COMPANY

Page 78

TOM M RAGSDALE
400 N SAM HOUSTON PARKWAY EAST
SUITE 601
HOUSTON, TX 77060

INVOICE NO.: 202003-15084

INVOICE DATE: 3-31-2020

OWNER: 035904-1

BILLING FOR: March 2020

| REFERENCE/DESCRIPTION OF CHARGES | GROSS CHARGES | WORKING INTEREST | NET CHARGE |
|--|-------------------|------------------|------------|
| Total Lease Operating Expense Cost | 30,898.53 | | 960.71 |
| 62776000-9,231 SUBTOTAL | 511,154.82 | 15,893.41 | |
| PROPERTY 62776000 TOTAL | 27,547.19 | 11,839.15 | |
| PROPERTY: 62906000 62906000-20 GAZELLE 22 B2MD FED COM 2H | | | |
| <u>Equipment Beyond Wellhead</u> | | | |
| ELECTRICAL INSTALLATIONS INGRAM PROFESSIONAL SERV | 13.98 | 0.195498190 | 2.73 |
| ELECTRICAL INSTALLATIONS INGRAM PROFESSIONAL SERV | 577.15 | 0.195498190 | 112.83 |
| Total Equipment Beyond Wellhead Cost | 591.13 | | 115.56 |
| 62906000-20 SUBTOTAL | 591.13 | 115.56 | |
| PROPERTY: 62906000 62906000-30 GAZELLE 22 B2MD FED COM 2H | | | |
| <u>Lease Operating Expense</u> | | | |
| CHEMICALS-WATER TREATING IMPERATIVE CHEMICAL PART | 118.95 | 0.195498190 | 23.25 |
| CHEMICALS-WATER TREATING IMPERATIVE CHEMICAL PART | 232.25 | 0.195498190 | 45.40 |
| CHEMICALS-WATER TREATING IMPERATIVE CHEMICAL PART | 118.95 | 0.195498190 | 23.25 |
| COMPANY SUPERVISION MEWBOURNE OIL COMPANY | 1,250.00 | 0.195498190 | 244.38 |
| COMPRESSOR MAINTENANCE G&A FABRICATION LLC | 144.89 | 0.195498190 | 28.32 |
| COMPRESSOR MAINTENANCE G&A FABRICATION LLC | 92.93 | 0.195498190 | 18.16 |
| COMPRESSOR MAINTENANCE G&A FABRICATION LLC | 230.75 | 0.195498190 | 45.11 |
| COMPRESSOR MAINTENANCE G&A FABRICATION LLC | 114.66 | 0.195498190 | 22.42 |
| COMPRESSOR MAINTENANCE G&A FABRICATION LLC | 163.95 | 0.195498190 | 32.05 |
| COMPRESSOR RENTAL/SERVICES NATURAL GAS SERVICES GRO | 3,837.06 | 0.195498190 | 750.14 |
| COMPRESSOR RENTAL/SERVICES R360 ENVIRONMENTAL SOLUT | 197.50 | 0.195498190 | 38.61 |
| COMPRESSOR RENTAL/SERVICES BASELINE ENERGY SERVICES | 37.89 | 0.195498190 | 7.40 |
| CONTRACT SUPERVISION PACE OILFIELD SERVICES INC | 291.53 | 0.195498190 | 56.99 |
| CONTRACT SUPERVISION PACE OILFIELD SERVICES INC | 291.53 | 0.195498190 | 56.99 |
| CONTRACT SUPERVISION PACE OILFIELD SERVICES INC | 291.53 | 0.195498190 | 56.99 |
| CONTRACT SUPERVISION PACE OILFIELD SERVICES INC | 291.53 | 0.195498190 | 56.99 |
| CONTRACT SUPERVISION PACE OILFIELD SERVICES INC | 43.44 | 0.195498190 | 8.49 |
| FUEL, POWER & ELECTRICAL XCEL ENERGY | 306.77 | 0.195498190 | 59.97 |
| FUEL, POWER & ELECTRICAL XCEL ENERGY | 239.27 | 0.195498190 | 46.77 |
| FUEL, POWER & ELECTRICAL PILOT THOMAS LOGISTICS LL | 21.40 | 0.195498190 | 4.19 |
| FUEL, POWER & ELECTRICAL PILOT THOMAS LOGISTICS LL | 19.85 | 0.195498190 | 3.88 |
| FUEL, POWER & ELECTRICAL PILOT THOMAS LOGISTICS LL | 79.58 | 0.195498190 | 15.55 |
| FUEL, POWER & ELECTRICAL PILOT THOMAS LOGISTICS LL | 24.05 | 0.195498190 | 4.70 |
| LEASE MAINTENANCE CUSTOM WELDING OF HOBBS | 909.58 | 0.195498190 | 177.83 |
| LEASE MAINTENANCE BAKER HUGHES OILFIELD | 377.22 | 0.195498190 | 73.75 |
| LEASE MAINTENANCE AMERICAN MILLENNIUM COR | 14.92 | 0.195498190 | 2.92 |
| LEASE MAINTENANCE 7B ROUSTABOUT LLC | 65.00 | 0.195498190 | 12.71 |
| LEASE MAINTENANCE 7B ROUSTABOUT LLC | 357.50 | 0.195498190 | 69.89 |
| LEASE MAINTENANCE 7B ROUSTABOUT LLC | 162.50 | 0.195498190 | 31.77 |

04-01-2020

134

MEWBOURNE OIL COMPANY

Page 79

TOM M RAGSDALE
400 N SAM HOUSTON PARKWAY EAST
SUITE 601
HOUSTON, TX 77060

INVOICE NO.: 202003-15084

INVOICE DATE: 3-31-2020

OWNER: 035904-1

BILLING FOR: March 2020

| REFERENCE/DESCRIPTION OF CHARGES | | GROSS CHARGES | WORKING INTEREST | NET CHARGE |
|----------------------------------|-----------------------------|---------------|------------------|------------|
| LEASE MAINTENANCE | 7B ROUSTABOUT LLC | 162.50 | 0.195498190 | 31.77 |
| LEASE MAINTENANCE | K&S OILFIELD SUPPLIES LLC | 64.81 | 0.195498190 | 12.67 |
| LEASE MAINTENANCE | K&S OILFIELD SUPPLIES LLC | 511.99 | 0.195498190 | 100.09 |
| LEASE MAINTENANCE | K&S OILFIELD SUPPLIES LLC | 601.80 | 0.195498190 | 117.65 |
| LEASE MAINTENANCE | K&S OILFIELD SUPPLIES LLC | 992.56 | 0.195498190 | 194.05 |
| LEASE MAINTENANCE | G&A FABRICATION LLC | 1,476.09 | 0.195498190 | 288.57 |
| LEASE MAINTENANCE | TURNCO ENTERPRISES LLC | 71.25 | 0.195498190 | 13.93 |
| LEASE MAINTENANCE | TURNCO ENTERPRISES LLC | 71.25 | 0.195498190 | 13.93 |
| LEASE MAINTENANCE | TURNCO ENTERPRISES LLC | 45.00 | 0.195498190 | 8.80 |
| LEASE MAINTENANCE | TURNCO ENTERPRISES LLC | 95.00 | 0.195498190 | 18.57 |
| LEASE MAINTENANCE | TURNCO ENTERPRISES LLC | 95.00 | 0.195498190 | 18.57 |
| LEASE MAINTENANCE | TURNCO ENTERPRISES LLC | 190.00 | 0.195498190 | 37.14 |
| LEASE MAINTENANCE | INGRAM PROFESSIONAL SERV | 80.56 | 0.195498190 | 15.75 |
| LEASE MAINTENANCE | TRINITY OILFIELD SERVICES & | 237.38 | 0.195498190 | 46.41 |
| LEASE MAINTENANCE | EP&S LLC | 6.10 | 0.195498190 | 1.19 |
| LEASE MAINTENANCE | EP&S LLC | 120.64 | 0.195498190 | 23.59 |
| LEASE MAINTENANCE | EP&S LLC | 37.27 | 0.195498190 | 7.29 |
| LEASE MAINTENANCE | EP&S LLC | 119.83 | 0.195498190 | 23.42 |
| LEASE MAINTENANCE | WILDCAT PUMP & ENGINE REI | 481.55 | 0.195498190 | 94.14 |
| LEASE MAINTENANCE | WILDCAT PUMP & ENGINE REI | 240.77 | 0.195498190 | 47.07 |
| LEASE MAINTENANCE | WILDCAT PUMP & ENGINE REI | 329.34 | 0.195498190 | 64.39 |
| LEASE MAINTENANCE | WILDCAT PUMP & ENGINE REI | 322.27 | 0.195498190 | 63.01 |
| LEASE MAINTENANCE | WILDCAT PUMP & ENGINE REI | 145.31 | 0.195498190 | 28.40 |
| LEASE MAINTENANCE | WILDCAT PUMP & ENGINE REI | 145.31 | 0.195498190 | 28.40 |
| LEASE MAINTENANCE | AY TRUCKING INC | 113.01 | 0.195498190 | 22.09 |
| LEASE MAINTENANCE | AY TRUCKING INC | 177.40 | 0.195498190 | 34.68 |
| LEASE MAINTENANCE | MEWBOURNE OIL COMPANY | 775.00 | 0.195498190 | 151.51 |
| LEASE MAINTENANCE | MEWBOURNE OIL COMPANY | 193.75 | 0.195498190 | 37.88 |
| LEASE MAINTENANCE | MEWBOURNE OIL COMPANY | 387.50 | 0.195498190 | 75.76 |
| MISCELLANEOUS EQUIPMENT RENTAL | MEWBOURNE OIL COMPANY | 243.60 | 0.195498190 | 47.62 |
| MISCELLANEOUS EQUIPMENT RENTAL | TRINITY OILFIELD SERVICES & | 160.25 | 0.195498190 | 31.33 |
| MISCELLANEOUS EQUIPMENT RENTAL | TRINITY OILFIELD SERVICES & | 64.93 | 0.195498190 | 12.70 |
| OVERHEAD-FIXED RATE | MEWBOURNE OIL COMPANY | 837.60 | 0.195498190 | 163.75 |
| PUMPING | MEWBOURNE OIL COMPANY | 875.00 | 0.195498190 | 171.06 |
| PUMPING | MEWBOURNE OIL COMPANY | 656.25 | 0.195498190 | 128.30 |
| SALT WATER DISPOSAL | OWL SWD OPERATING LLC | 1,651.37 | 0.195498190 | 322.83 |
| SALT WATER DISPOSAL | OWL SWD OPERATING LLC | 1,586.80 | 0.195498190 | 310.22 |
| SALT WATER DISPOSAL | NGL WATER SOLUTIONS PERM | 32.97 | 0.195498190 | 6.45 |
| SALT WATER DISPOSAL | NGL WATER SOLUTIONS PERM | 840.71 | 0.195498190 | 164.36 |
| SALT WATER DISPOSAL | NGL WATER SOLUTIONS PERM | 1,007.03 | 0.195498190 | 196.87 |
| SALT WATER DISPOSAL | LIMESTONE BASIN PROPERTIE | 104.47 | 0.195498190 | 20.43 |
| SITE RESTORATION & EXCAVATION | R360 ENVIRONMENTAL SOLUT | 28.97 | 0.195498190 | 5.66 |

04-01-2020

135

MEWBOURNE OIL COMPANY

Page 80

TOM M RAGSDALE
400 N SAM HOUSTON PARKWAY EAST
SUITE 601
HOUSTON, TX 77060

INVOICE NO.: 202003-15084

INVOICE DATE: 3-31-2020

OWNER: 035904-1

BILLING FOR: March 2020

| REFERENCE/DESCRIPTION OF CHARGES | | GROSS CHARGES | WORKING INTEREST | NET CHARGE |
|--|---------------------------|------------------|---------------------|---------------|
| SITE RESTORATION & EXCAVATION | HALL ENVIRONMENTAL ANAI | 10.52 | 0.195498190 | 2.06 |
| SITE RESTORATION & EXCAVATION | SUNDANCE SERVICES WEST IN | 80.48 | 0.195498190 | 15.73 |
| TREATING,DEHYDRATION,METERING | PRO-KEM INC | 589.88 | 0.195498190 | 115.32 |
| Total Lease Operating Expense Cost | | 27,388.05 | | 5,354.28 |
| 62906000-30 SUBTOTAL | | 27,388.05 | 5,354.28 | |
| PROPERTY 62906000 TOTAL | | 27,979.18 | 5,469.84 | |
| PROPERTY: 62907000 62907000-20 GAZELLE 22 B2NC FED COM 2H | | | | |
| <u>Equipment Beyond Wellhead</u> | | | | |
| ELECTRICAL INSTALLATIONS | INGRAM PROFESSIONAL SERV | 59.17 | 0.001524840 | 0.09 |
| ELECTRICAL INSTALLATIONS | INGRAM PROFESSIONAL SERV | 2,441.75 | 0.001524840 | 3.72 |
| Total Equipment Beyond Wellhead Cost | | 2,500.92 | | 3.81 |
| 62907000-20 SUBTOTAL | | 2,500.92 | 3.81 | |
| PROPERTY: 62907000 62907000-30 GAZELLE 22 B2NC FED COM 2H | | | | |
| <u>Lease Operating Expense</u> | | | | |
| CHEMICALS-WATER TREATING | IMPERATIVE CHEMICAL PART | 118.95 | 0.001524840 | 0.18 |
| CHEMICALS-WATER TREATING | IMPERATIVE CHEMICAL PART | 232.25 | 0.001524840 | 0.35 |
| CHEMICALS-WATER TREATING | IMPERATIVE CHEMICAL PART | 118.95 | 0.001524840 | 0.18 |
| COMPANY SUPERVISION | MEWBOURNE OIL COMPANY | 1,250.00 | 0.001524840 | 1.91 |
| COMPANY SUPERVISION | MEWBOURNE OIL COMPANY | 625.00 | 0.001524840 | 0.95 |
| COMPRESSOR MAINTENANCE | G&A FABRICATION LLC | 144.83 | 0.001524840 | 0.22 |
| COMPRESSOR MAINTENANCE | G&A FABRICATION LLC | 92.90 | 0.001524840 | 0.14 |
| COMPRESSOR MAINTENANCE | G&A FABRICATION LLC | 230.72 | 0.001524840 | 0.35 |
| COMPRESSOR MAINTENANCE | G&A FABRICATION LLC | 114.63 | 0.001524840 | 0.17 |
| COMPRESSOR MAINTENANCE | G&A FABRICATION LLC | 163.92 | 0.001524840 | 0.25 |
| COMPRESSOR RENTAL/SERVICES | R360 ENVIRONMENTAL SOLUT | 835.56 | 0.001524840 | 1.27 |
| COMPRESSOR RENTAL/SERVICES | BASELINE ENERGY SERVICES | 133.25 | 0.001524840 | 0.20 |
| FUEL, POWER & ELECTRICAL | PILOT THOMAS LOGISTICS LL | 90.57 | 0.001524840 | 0.14 |
| FUEL, POWER & ELECTRICAL | PILOT THOMAS LOGISTICS LL | 83.98 | 0.001524840 | 0.13 |
| FUEL, POWER & ELECTRICAL | PILOT THOMAS LOGISTICS LL | 279.80 | 0.001524840 | 0.43 |
| FUEL, POWER & ELECTRICAL | PILOT THOMAS LOGISTICS LL | 84.56 | 0.001524840 | 0.13 |
| LEASE MAINTENANCE | CUSTOM WELDING OF HOBBS | 909.58 | 0.001524840 | 1.39 |
| LEASE MAINTENANCE | BAKER HUGHES OILFIELD | 1,326.37 | 0.001524840 | 2.02 |
| LEASE MAINTENANCE | AMERICAN MILLENNIUM COR | 14.92 | 0.001524840 | 0.02 |
| LEASE MAINTENANCE | 7B ROUSTABOUT LLC | 65.00 | 0.001524840 | 0.10 |
| LEASE MAINTENANCE | 7B ROUSTABOUT LLC | 357.50 | 0.001524840 | 0.55 |
| LEASE MAINTENANCE | 7B ROUSTABOUT LLC | 162.50 | 0.001524840 | 0.25 |
| LEASE MAINTENANCE | 7B ROUSTABOUT LLC | 162.50 | 0.001524840 | 0.25 |
| LEASE MAINTENANCE | K&S OILFIELD SUPPLIES LLC | 64.92 | 0.001524840 | 0.10 |
| LEASE MAINTENANCE | K&S OILFIELD SUPPLIES LLC | 511.99 | 0.001524840 | 0.78 |
| LEASE MAINTENANCE | K&S OILFIELD SUPPLIES LLC | 601.67 | 0.001524840 | 0.92 |

04-01-2020

136

MEWBOURNE OIL COMPANY

Page 81

TOM M RAGSDALE
400 N SAM HOUSTON PARKWAY EAST
SUITE 601
HOUSTON, TX 77060

INVOICE NO.: 202003-15084

INVOICE DATE: 3-31-2020

OWNER: 035904-1

BILLING FOR: March 2020

| REFERENCE/DESCRIPTION OF CHARGES | | GROSS CHARGES | WORKING INTEREST | NET CHARGE |
|------------------------------------|-----------------------------|------------------|---------------------|---------------|
| LEASE MAINTENANCE | K&S OILFIELD SUPPLIES LLC | 473.61 | 0.001524840 | 0.72 |
| LEASE MAINTENANCE | K&S OILFIELD SUPPLIES LLC | 992.70 | 0.001524840 | 1.51 |
| LEASE MAINTENANCE | G&A FABRICATION LLC | 1,476.08 | 0.001524840 | 2.25 |
| LEASE MAINTENANCE | TURNCO ENTERPRISES LLC | 71.25 | 0.001524840 | 0.11 |
| LEASE MAINTENANCE | TURNCO ENTERPRISES LLC | 71.25 | 0.001524840 | 0.11 |
| LEASE MAINTENANCE | TURNCO ENTERPRISES LLC | 45.00 | 0.001524840 | 0.07 |
| LEASE MAINTENANCE | TURNCO ENTERPRISES LLC | 95.00 | 0.001524840 | 0.14 |
| LEASE MAINTENANCE | TURNCO ENTERPRISES LLC | 95.00 | 0.001524840 | 0.14 |
| LEASE MAINTENANCE | TURNCO ENTERPRISES LLC | 190.00 | 0.001524840 | 0.29 |
| LEASE MAINTENANCE | INGRAM PROFESSIONAL SERV | 80.60 | 0.001524840 | 0.12 |
| LEASE MAINTENANCE | TRINITY OILFIELD SERVICES & | 237.37 | 0.001524840 | 0.36 |
| LEASE MAINTENANCE | EP&S LLC | 120.65 | 0.001524840 | 0.18 |
| LEASE MAINTENANCE | EP&S LLC | 119.85 | 0.001524840 | 0.18 |
| LEASE MAINTENANCE | WILDCAT PUMP & ENGINE REI | 481.57 | 0.001524840 | 0.73 |
| LEASE MAINTENANCE | WILDCAT PUMP & ENGINE REI | 240.80 | 0.001524840 | 0.37 |
| LEASE MAINTENANCE | WILDCAT PUMP & ENGINE REI | 329.40 | 0.001524840 | 0.50 |
| LEASE MAINTENANCE | WILDCAT PUMP & ENGINE REI | 322.29 | 0.001524840 | 0.49 |
| LEASE MAINTENANCE | WILDCAT PUMP & ENGINE REI | 145.32 | 0.001524840 | 0.22 |
| LEASE MAINTENANCE | WILDCAT PUMP & ENGINE REI | 145.32 | 0.001524840 | 0.22 |
| LEASE MAINTENANCE | AY TRUCKING INC | 113.01 | 0.001524840 | 0.17 |
| LEASE MAINTENANCE | AY TRUCKING INC | 177.40 | 0.001524840 | 0.27 |
| LEASE MAINTENANCE | MEWBOURNE OIL COMPANY | 193.75 | 0.001524840 | 0.30 |
| LEASE MAINTENANCE | MEWBOURNE OIL COMPANY | 387.50 | 0.001524840 | 0.59 |
| MISCELLANEOUS EQUIPMENT RENTAL | MEWBOURNE OIL COMPANY | 243.60 | 0.001524840 | 0.37 |
| MISCELLANEOUS EQUIPMENT RENTAL | SUNDOWN ENVIRO LLC | 10,761.50 | 0.001524840 | 16.41 |
| MISCELLANEOUS EQUIPMENT RENTAL | TRINITY OILFIELD SERVICES & | 563.48 | 0.001524840 | 0.86 |
| OVERHEAD-FIXED RATE | MEWBOURNE OIL COMPANY | 837.60 | 0.001524840 | 1.28 |
| PUMPING | MEWBOURNE OIL COMPANY | 875.00 | 0.001524840 | 1.33 |
| PUMPING | MEWBOURNE OIL COMPANY | 656.25 | 0.001524840 | 1.00 |
| SALT WATER DISPOSAL | OWL SWD OPERATING LLC | 6,993.64 | 0.001524840 | 10.66 |
| SALT WATER DISPOSAL | OWL SWD OPERATING LLC | 5,552.68 | 0.001524840 | 8.47 |
| SALT WATER DISPOSAL | NGL WATER SOLUTIONS PERM | 32.97 | 0.001524840 | 0.05 |
| SALT WATER DISPOSAL | NGL WATER SOLUTIONS PERM | 261.11 | 0.001524840 | 0.40 |
| SALT WATER DISPOSAL | NGL WATER SOLUTIONS PERM | 3,540.84 | 0.001524840 | 5.40 |
| SALT WATER DISPOSAL | QATAR LLC | 686.24 | 0.001524840 | 1.05 |
| SALT WATER DISPOSAL | LIMESTONE BASIN PROPERTIE | 365.50 | 0.001524840 | 0.56 |
| SITE RESTORATION & EXCAVATION | R360 ENVIRONMENTAL SOLUT | 122.55 | 0.001524840 | 0.19 |
| SITE RESTORATION & EXCAVATION | HALL ENVIRONMENTAL ANAI | 44.50 | 0.001524840 | 0.07 |
| SITE RESTORATION & EXCAVATION | SUNDANCE SERVICES WEST IN | 80.49 | 0.001524840 | 0.12 |
| WELL EQUIPMENT-SURFACE | DIVINE WIRELINE SOLUTIONS | 7,668.62 | 0.001524840 | 11.69 |
| Total Lease Operating Expense Cost | | 54,668.11 | | 83.33 |

04-01-2020

137

MEWBOURNE OIL COMPANY

Page 82

TOM M RAGSDALE
400 N SAM HOUSTON PARKWAY EAST
SUITE 601
HOUSTON, TX 77060

INVOICE NO.: 202003-15084
INVOICE DATE: 3-31-2020
OWNER: 035904-1
BILLING FOR: March 2020

| REFERENCE/DESCRIPTION OF CHARGES | | GROSS CHARGES | WORKING INTEREST | NET CHARGE |
|--|----------------------------|------------------|---------------------|---------------|
| 62907000-30 SUBTOTAL | | 54,668.11 | 83.33 | |
| PROPERTY 62907000 TOTAL | | 57,169.03 | 87.14 | |
| PROPERTY: 62915000 62915000-20 CREEDENCE 21/16 W0ED ST COM 2H | | | | |
| <u>Intangible Well Cost</u> | | | | |
| LOCATION RESTORATION | A-1 SIGN ENGRAVERS INC | 42.01 | 0.006363620 | 0.27 |
| LOCATION, ROADS, PITS | SES HOLDINGS LLC | 4,582.70 | 0.006363620 | 29.16 |
| Total Intangible Well Cost Cost | | 4,624.71 | | 29.43 |
| <u>Equipment Beyond Wellhead</u> | | | | |
| MISC. VALVES & FITTINGS | TRIPOINT OIL & GAS PRODUCT | 254.42 | 0.006363620 | 1.62 |
| Total Equipment Beyond Wellhead Cost | | 254.42 | | 1.62 |
| 62915000-20 SUBTOTAL | | 4,879.13 | 31.05 | |
| PROPERTY: 62915000 62915000-30 CREEDENCE 21/16 W0ED ST COM 2H | | | | |
| <u>Lease Operating Expense</u> | | | | |
| COMPANY SUPERVISION | MEWBOURNE OIL COMPANY | 625.00 | 0.006363620 | 3.98 |
| COMPANY SUPERVISION | MEWBOURNE OIL COMPANY | 625.00 | 0.006363620 | 3.98 |
| COMPRESSOR MAINTENANCE | G&A FABRICATION LLC | 329.85 | 0.006363620 | 2.10 |
| COMPRESSOR MAINTENANCE | G&A FABRICATION LLC | 145.11 | 0.006363620 | 0.92 |
| COMPRESSOR MAINTENANCE | G&A FABRICATION LLC | 178.40 | 0.006363620 | 1.14 |
| COMPRESSOR MAINTENANCE | G&A FABRICATION LLC | 476.15 | 0.006363620 | 3.03 |
| COMPRESSOR MAINTENANCE | G&A FABRICATION LLC | 239.42 | 0.006363620 | 1.52 |
| COMPRESSOR MAINTENANCE | G&A FABRICATION LLC | 414.87 | 0.006363620 | 2.64 |
| COMPRESSOR MAINTENANCE | G&A FABRICATION LLC | 391.56 | 0.006363620 | 2.49 |
| COMPRESSOR MAINTENANCE | G&A FABRICATION LLC | 214.12 | 0.006363620 | 1.36 |
| COMPRESSOR MAINTENANCE | G&A FABRICATION LLC | 176.01 | 0.006363620 | 1.12 |
| COMPRESSOR MAINTENANCE | BRYAN SERVICE AND SUPPLY | 187.59 | 0.006363620 | 1.19 |
| COMPRESSOR MAINTENANCE | BRYAN SERVICE AND SUPPLY | 327.03 | 0.006363620 | 2.08 |
| COMPRESSOR MAINTENANCE | BRYAN SERVICE AND SUPPLY | 398.61 | 0.006363620 | 2.54 |
| COMPRESSOR RENTAL/SERVICES | TFH LTD CO | 232.32 | 0.006363620 | 1.48 |
| COMPRESSOR RENTAL/SERVICES | D&H TRUCKING | 1,801.64 | 0.006363620 | 11.47 |
| COMPRESSOR RENTAL/SERVICES | D&H TRUCKING | 1,801.64 | 0.006363620 | 11.47 |
| COMPRESSOR RENTAL/SERVICES | D&H TRUCKING | 1,178.80 | 0.006363620 | 7.50 |
| COMPRESSOR RENTAL/SERVICES | D&H TRUCKING | 1,178.80 | 0.006363620 | 7.50 |
| COMPRESSOR RENTAL/SERVICES | MESA NATURAL GAS SOLUTIC | 1,560.87 | 0.006363620 | 9.93 |
| CONTRACT SUPERVISION | PROPETRO SERVICES INC | 948.32 | 0.006363620 | 6.03 |
| CONTRACT SUPERVISION | PROPETRO SERVICES INC | 889.05 | 0.006363620 | 5.66 |
| CONTRACT SUPERVISION | PROPETRO SERVICES INC | 889.05 | 0.006363620 | 5.66 |
| CONTRACT SUPERVISION | PROPETRO SERVICES INC | 889.05 | 0.006363620 | 5.66 |
| CONTRACT SUPERVISION | PROPETRO SERVICES INC | 889.05 | 0.006363620 | 5.66 |
| CONTRACT SUPERVISION | PROPETRO SERVICES INC | 59.26 | 0.006363620 | 0.38 |
| CONTRACT SUPERVISION | PROPETRO SERVICES INC | 59.26 | 0.006363620 | 0.38 |
| CONTRACT SUPERVISION | PROPETRO SERVICES INC | 59.26 | 0.006363620 | 0.38 |

04-01-2020

138

MEWBOURNE OIL COMPANY

Page 83

TOM M RAGSDALE
400 N SAM HOUSTON PARKWAY EAST
SUITE 601
HOUSTON, TX 77060

INVOICE NO.: 202003-15084

INVOICE DATE: 3-31-2020

OWNER: 035904-1

BILLING FOR: March 2020

| REFERENCE/DESCRIPTION OF CHARGES | | GROSS CHARGES | WORKING INTEREST | NET CHARGE |
|----------------------------------|-----------------------------|------------------|---------------------|---------------|
| CONTRACT SUPERVISION | PROPETRO SERVICES INC | 59.26 | 0.006363620 | 0.38 |
| CONTRACT SUPERVISION | TURNCO ENTERPRISES LLC | 6,300.00 | 0.006363620 | 40.09 |
| CONTRACT SUPERVISION | TURNCO ENTERPRISES LLC | 3,412.49 | 0.006363620 | 21.72 |
| CONTRACT SUPERVISION | TURNCO ENTERPRISES LLC | 3,432.50 | 0.006363620 | 21.84 |
| FUEL, POWER & ELECTRICAL | SHV ENERGY USA LLC | 119.19 | 0.006363620 | 0.76 |
| FUEL, POWER & ELECTRICAL | SHV ENERGY USA LLC | 79.46 | 0.006363620 | 0.51 |
| FUEL, POWER & ELECTRICAL | SHV ENERGY USA LLC | 166.90 | 0.006363620 | 1.06 |
| FUEL, POWER & ELECTRICAL | SHV ENERGY USA LLC | 180.17 | 0.006363620 | 1.15 |
| FUEL, POWER & ELECTRICAL | SHV ENERGY USA LLC | 127.72 | 0.006363620 | 0.81 |
| FUEL, POWER & ELECTRICAL | SHV ENERGY USA LLC | 221.70 | 0.006363620 | 1.41 |
| LEASE MAINTENANCE | AMERICAN MILLENNIUM COR | 22.68 | 0.006363620 | 0.14 |
| LEASE MAINTENANCE | KEYSTONE PUMP & SUPPLY LI | 225.96 | 0.006363620 | 1.44 |
| LEASE MAINTENANCE | KEYSTONE PUMP & SUPPLY LI | 68.57 | 0.006363620 | 0.44 |
| LEASE MAINTENANCE | KEYSTONE PUMP & SUPPLY LI | 1,142.55 | 0.006363620 | 7.27 |
| LEASE MAINTENANCE | K&S OILFIELD SUPPLIES LLC | 439.39 | 0.006363620 | 2.80 |
| LEASE MAINTENANCE | STANDARD OIL FIELD SUPPLY | 55.77 | 0.006363620 | 0.35 |
| LEASE MAINTENANCE | STANDARD OIL FIELD SUPPLY | 129.83 | 0.006363620 | 0.83 |
| LEASE MAINTENANCE | STANDARD OIL FIELD SUPPLY | 4.91 | 0.006363620 | 0.03 |
| LEASE MAINTENANCE | SHV ENERGY USA LLC | 150.32 | 0.006363620 | 0.96 |
| LEASE MAINTENANCE | PRESTIGE EQUIPMENT RENTA | 412.25 | 0.006363620 | 2.62 |
| LEASE MAINTENANCE | VAPROX LLC | 356.26 | 0.006363620 | 2.27 |
| LEASE MAINTENANCE | TURNCO ENTERPRISES LLC | 105.00 | 0.006363620 | 0.67 |
| LEASE MAINTENANCE | D&H TRUCKING | 232.48 | 0.006363620 | 1.48 |
| LEASE MAINTENANCE | D&H TRUCKING | 1,178.81 | 0.006363620 | 7.50 |
| LEASE MAINTENANCE | TRINITY OILFIELD SERVICES & | 103.31 | 0.006363620 | 0.66 |
| LEASE MAINTENANCE | TRINITY OILFIELD SERVICES & | 516.55 | 0.006363620 | 3.29 |
| LEASE MAINTENANCE | TRINITY OILFIELD SERVICES & | 93.75 | 0.006363620 | 0.60 |
| LEASE MAINTENANCE | TRINITY OILFIELD SERVICES & | 100.37 | 0.006363620 | 0.64 |
| LEASE MAINTENANCE | TRINITY OILFIELD SERVICES & | 275.49 | 0.006363620 | 1.75 |
| LEASE MAINTENANCE | TRINITY OILFIELD SERVICES & | 206.61 | 0.006363620 | 1.31 |
| LEASE MAINTENANCE | TRINITY OILFIELD SERVICES & | 326.49 | 0.006363620 | 2.08 |
| LEASE MAINTENANCE | TRINITY OILFIELD SERVICES & | 206.61 | 0.006363620 | 1.31 |
| LEASE MAINTENANCE | TRINITY OILFIELD SERVICES & | 188.75 | 0.006363620 | 1.20 |
| LEASE MAINTENANCE | TRINITY OILFIELD SERVICES & | 516.55 | 0.006363620 | 3.29 |
| LEASE MAINTENANCE | TRINITY OILFIELD SERVICES & | 68.87 | 0.006363620 | 0.44 |
| LEASE MAINTENANCE | TRINITY OILFIELD SERVICES & | 103.31 | 0.006363620 | 0.66 |
| LEASE MAINTENANCE | TRINITY OILFIELD SERVICES & | 1,854.27 | 0.006363620 | 11.80 |
| LEASE MAINTENANCE | QATAR LLC | 141.29 | 0.006363620 | 0.90 |
| LEASE MAINTENANCE | QATAR LLC | 60.55 | 0.006363620 | 0.39 |
| LEASE MAINTENANCE | QATAR LLC | 60.55 | 0.006363620 | 0.39 |
| LEASE MAINTENANCE | QATAR LLC | 171.57 | 0.006363620 | 1.09 |
| LEASE MAINTENANCE | QATAR LLC | 141.29 | 0.006363620 | 0.90 |

04-01-2020

139

MEWBOURNE OIL COMPANY

Page 84

TOM M RAGSDALE
400 N SAM HOUSTON PARKWAY EAST
SUITE 601
HOUSTON, TX 77060

INVOICE NO.: 202003-15084

INVOICE DATE: 3-31-2020

OWNER: 035904-1

BILLING FOR: March 2020

| REFERENCE/DESCRIPTION OF CHARGES | | GROSS CHARGES | WORKING INTEREST | NET CHARGE |
|------------------------------------|----------------------------|---------------|------------------|------------|
| LEASE MAINTENANCE | QATAR LLC | 161.47 | 0.006363620 | 1.03 |
| LEASE MAINTENANCE | QATAR LLC | 60.55 | 0.006363620 | 0.39 |
| LEASE MAINTENANCE | QATAR LLC | 70.65 | 0.006363620 | 0.45 |
| LEASE MAINTENANCE | TANKLOGIX LLC | 149.95 | 0.006363620 | 0.96 |
| LEASE MAINTENANCE | MEWBOURNE OIL COMPANY | 775.00 | 0.006363620 | 4.93 |
| LEASE MAINTENANCE | MEWBOURNE OIL COMPANY | 387.50 | 0.006363620 | 2.47 |
| LEASE MAINTENANCE | MEWBOURNE OIL COMPANY | 387.50 | 0.006363620 | 2.47 |
| LEASE MAINTENANCE | SARGE TRUCKING SERVICES, I | 125.94 | 0.006363620 | 0.80 |
| MISCELLANEOUS EQUIPMENT RENTAL | MEWBOURNE OIL COMPANY | 5,800.00 | 0.006363620 | 36.91 |
| OVERHEAD-FIXED RATE | MEWBOURNE OIL COMPANY | 837.60 | 0.006363620 | 5.33 |
| PROFESSIONAL SERVICES | JET LABORATORIES INC | 300.93 | 0.006363620 | 1.92 |
| PUMPING | MEWBOURNE OIL COMPANY | 875.00 | 0.006363620 | 5.57 |
| PUMPING | MEWBOURNE OIL COMPANY | 656.25 | 0.006363620 | 4.18 |
| SALT WATER DISPOSAL | MEWBOURNE OIL COMPANY | 79,862.56 | 0.006363620 | 508.22 |
| Total Lease Operating Expense Cost | | 131,376.34 | | 836.11 |

62915000-30 SUBTOTAL

131,376.34

836.11

PROPERTY 62915000 TOTAL

136,255.47

867.16

62915000PREPAYMENTS

-867.16

PROPERTY: 62916000 62916000-20 CREEDENCE 21/16 W1ED ST COM 1H

Intangible Well Cost

| | | | | |
|---------------------------------|------------------------|----------|-------------|-------|
| LOCATION RESTORATION | A-1 SIGN ENGRAVERS INC | 42.00 | 0.006363620 | 0.27 |
| LOCATION, ROADS, PITS | SES HOLDINGS LLC | 4,582.69 | 0.006363620 | 29.16 |
| Total Intangible Well Cost Cost | | 4,624.69 | | 29.43 |

Equipment Beyond Wellhead

| | | | | |
|--------------------------------------|---------------------------|--------|-------------|------|
| MISC. VALVES & FITTINGS | TRIPOINT OIL & GAS PRODUC | 254.43 | 0.006363620 | 1.62 |
| Total Equipment Beyond Wellhead Cost | | 254.43 | | 1.62 |

62916000-20 SUBTOTAL

4,879.12

31.05

PROPERTY: 62916000 62916000-30 CREEDENCE 21/16 W1ED ST COM 1H

Lease Operating Expense

| | | | | |
|------------------------|-----------------------|--------|-------------|------|
| COMPANY SUPERVISION | MEWBOURNE OIL COMPANY | 625.00 | 0.006363620 | 3.98 |
| COMPANY SUPERVISION | MEWBOURNE OIL COMPANY | 625.00 | 0.006363620 | 3.98 |
| COMPRESSOR MAINTENANCE | G&A FABRICATION LLC | 329.79 | 0.006363620 | 2.10 |
| COMPRESSOR MAINTENANCE | G&A FABRICATION LLC | 145.09 | 0.006363620 | 0.92 |
| COMPRESSOR MAINTENANCE | G&A FABRICATION LLC | 178.40 | 0.006363620 | 1.14 |
| COMPRESSOR MAINTENANCE | G&A FABRICATION LLC | 476.11 | 0.006363620 | 3.03 |
| COMPRESSOR MAINTENANCE | G&A FABRICATION LLC | 239.40 | 0.006363620 | 1.52 |
| COMPRESSOR MAINTENANCE | G&A FABRICATION LLC | 414.85 | 0.006363620 | 2.64 |
| COMPRESSOR MAINTENANCE | G&A FABRICATION LLC | 391.56 | 0.006363620 | 2.49 |
| COMPRESSOR MAINTENANCE | G&A FABRICATION LLC | 214.08 | 0.006363620 | 1.36 |
| COMPRESSOR MAINTENANCE | G&A FABRICATION LLC | 175.97 | 0.006363620 | 1.12 |

04-01-2020

140

MEWBOURNE OIL COMPANY

Page 85

TOM M RAGSDALE
400 N SAM HOUSTON PARKWAY EAST
SUITE 601
HOUSTON, TX 77060

INVOICE NO.: 202003-15084

INVOICE DATE: 3-31-2020

OWNER: 035904-1

BILLING FOR: March 2020

| REFERENCE/DESCRIPTION OF CHARGES | | GROSS CHARGES | WORKING INTEREST | NET CHARGE |
|----------------------------------|-----------------------------|------------------|---------------------|---------------|
| COMPRESSOR MAINTENANCE | BRYAN SERVICE AND SUPPLY | 187.57 | 0.006363620 | 1.19 |
| COMPRESSOR MAINTENANCE | BRYAN SERVICE AND SUPPLY | 327.03 | 0.006363620 | 2.08 |
| COMPRESSOR MAINTENANCE | BRYAN SERVICE AND SUPPLY | 398.61 | 0.006363620 | 2.54 |
| COMPRESSOR RENTAL/SERVICES | TFH LTD CO | 232.31 | 0.006363620 | 1.48 |
| COMPRESSOR RENTAL/SERVICES | D&H TRUCKING | 1,801.66 | 0.006363620 | 11.47 |
| COMPRESSOR RENTAL/SERVICES | D&H TRUCKING | 1,801.66 | 0.006363620 | 11.47 |
| COMPRESSOR RENTAL/SERVICES | D&H TRUCKING | 1,178.81 | 0.006363620 | 7.50 |
| COMPRESSOR RENTAL/SERVICES | D&H TRUCKING | 1,178.81 | 0.006363620 | 7.50 |
| COMPRESSOR RENTAL/SERVICES | MESA NATURAL GAS SOLUTIC | 1,560.86 | 0.006363620 | 9.93 |
| CONTRACT SUPERVISION | PROPETRO SERVICES INC | 948.33 | 0.006363620 | 6.03 |
| CONTRACT SUPERVISION | PROPETRO SERVICES INC | 889.07 | 0.006363620 | 5.66 |
| CONTRACT SUPERVISION | PROPETRO SERVICES INC | 889.07 | 0.006363620 | 5.66 |
| CONTRACT SUPERVISION | PROPETRO SERVICES INC | 889.07 | 0.006363620 | 5.66 |
| CONTRACT SUPERVISION | PROPETRO SERVICES INC | 889.07 | 0.006363620 | 5.66 |
| CONTRACT SUPERVISION | PROPETRO SERVICES INC | 59.28 | 0.006363620 | 0.38 |
| CONTRACT SUPERVISION | PROPETRO SERVICES INC | 59.28 | 0.006363620 | 0.38 |
| CONTRACT SUPERVISION | PROPETRO SERVICES INC | 59.28 | 0.006363620 | 0.38 |
| CONTRACT SUPERVISION | PROPETRO SERVICES INC | 59.28 | 0.006363620 | 0.38 |
| CONTRACT SUPERVISION | TURNCO ENTERPRISES LLC | 6,300.00 | 0.006363620 | 40.09 |
| CONTRACT SUPERVISION | TURNCO ENTERPRISES LLC | 3,412.51 | 0.006363620 | 21.72 |
| CONTRACT SUPERVISION | TURNCO ENTERPRISES LLC | 3,432.50 | 0.006363620 | 21.84 |
| FUEL, POWER & ELECTRICAL | SHV ENERGY USA LLC | 119.21 | 0.006363620 | 0.76 |
| FUEL, POWER & ELECTRICAL | SHV ENERGY USA LLC | 79.47 | 0.006363620 | 0.51 |
| FUEL, POWER & ELECTRICAL | SHV ENERGY USA LLC | 166.93 | 0.006363620 | 1.06 |
| FUEL, POWER & ELECTRICAL | SHV ENERGY USA LLC | 180.21 | 0.006363620 | 1.15 |
| FUEL, POWER & ELECTRICAL | SHV ENERGY USA LLC | 127.76 | 0.006363620 | 0.81 |
| FUEL, POWER & ELECTRICAL | SHV ENERGY USA LLC | 221.72 | 0.006363620 | 1.41 |
| LEASE MAINTENANCE | AMERICAN MILLENNIUM COR | 22.69 | 0.006363620 | 0.14 |
| LEASE MAINTENANCE | KEYSTONE PUMP & SUPPLY LI | 225.96 | 0.006363620 | 1.44 |
| LEASE MAINTENANCE | KEYSTONE PUMP & SUPPLY LI | 68.58 | 0.006363620 | 0.44 |
| LEASE MAINTENANCE | KEYSTONE PUMP & SUPPLY LI | 1,142.57 | 0.006363620 | 7.27 |
| LEASE MAINTENANCE | K&S OILFIELD SUPPLIES LLC | 439.24 | 0.006363620 | 2.79 |
| LEASE MAINTENANCE | STANDARD OIL FIELD SUPPLY | 55.90 | 0.006363620 | 0.36 |
| LEASE MAINTENANCE | STANDARD OIL FIELD SUPPLY | 129.71 | 0.006363620 | 0.83 |
| LEASE MAINTENANCE | STANDARD OIL FIELD SUPPLY | 4.92 | 0.006363620 | 0.03 |
| LEASE MAINTENANCE | SHV ENERGY USA LLC | 150.35 | 0.006363620 | 0.96 |
| LEASE MAINTENANCE | PRESTIGE EQUIPMENT RENTA | 412.25 | 0.006363620 | 2.62 |
| LEASE MAINTENANCE | VAPROX LLC | 356.25 | 0.006363620 | 2.27 |
| LEASE MAINTENANCE | TURNCO ENTERPRISES LLC | 105.00 | 0.006363620 | 0.67 |
| LEASE MAINTENANCE | D&H TRUCKING | 232.46 | 0.006363620 | 1.48 |
| LEASE MAINTENANCE | D&H TRUCKING | 1,178.80 | 0.006363620 | 7.50 |
| LEASE MAINTENANCE | TRINITY OILFIELD SERVICES & | 103.31 | 0.006363620 | 0.66 |

04-01-2020

141

MEWBOURNE OIL COMPANY

Page 86

TOM M RAGSDALE
400 N SAM HOUSTON PARKWAY EAST
SUITE 601
HOUSTON, TX 77060

INVOICE NO.: 202003-15084

INVOICE DATE: 3-31-2020

OWNER: 035904-1

BILLING FOR: March 2020

| REFERENCE/DESCRIPTION OF CHARGES | | GROSS CHARGES | WORKING INTEREST | NET CHARGE |
|------------------------------------|-----------------------------|---------------|------------------|------------|
| LEASE MAINTENANCE | TRINITY OILFIELD SERVICES & | 516.54 | 0.006363620 | 3.29 |
| LEASE MAINTENANCE | TRINITY OILFIELD SERVICES & | 93.71 | 0.006363620 | 0.60 |
| LEASE MAINTENANCE | TRINITY OILFIELD SERVICES & | 100.33 | 0.006363620 | 0.64 |
| LEASE MAINTENANCE | TRINITY OILFIELD SERVICES & | 275.50 | 0.006363620 | 1.75 |
| LEASE MAINTENANCE | TRINITY OILFIELD SERVICES & | 206.62 | 0.006363620 | 1.31 |
| LEASE MAINTENANCE | TRINITY OILFIELD SERVICES & | 326.48 | 0.006363620 | 2.08 |
| LEASE MAINTENANCE | TRINITY OILFIELD SERVICES & | 206.62 | 0.006363620 | 1.31 |
| LEASE MAINTENANCE | TRINITY OILFIELD SERVICES & | 188.73 | 0.006363620 | 1.20 |
| LEASE MAINTENANCE | TRINITY OILFIELD SERVICES & | 516.54 | 0.006363620 | 3.29 |
| LEASE MAINTENANCE | TRINITY OILFIELD SERVICES & | 68.88 | 0.006363620 | 0.44 |
| LEASE MAINTENANCE | TRINITY OILFIELD SERVICES & | 103.31 | 0.006363620 | 0.66 |
| LEASE MAINTENANCE | TRINITY OILFIELD SERVICES & | 1,854.27 | 0.006363620 | 11.80 |
| LEASE MAINTENANCE | QATAR LLC | 141.28 | 0.006363620 | 0.90 |
| LEASE MAINTENANCE | QATAR LLC | 60.55 | 0.006363620 | 0.39 |
| LEASE MAINTENANCE | QATAR LLC | 60.55 | 0.006363620 | 0.39 |
| LEASE MAINTENANCE | QATAR LLC | 171.55 | 0.006363620 | 1.09 |
| LEASE MAINTENANCE | QATAR LLC | 141.28 | 0.006363620 | 0.90 |
| LEASE MAINTENANCE | QATAR LLC | 161.46 | 0.006363620 | 1.03 |
| LEASE MAINTENANCE | QATAR LLC | 60.55 | 0.006363620 | 0.39 |
| LEASE MAINTENANCE | QATAR LLC | 70.63 | 0.006363620 | 0.45 |
| LEASE MAINTENANCE | TANKLOGIX LLC | 149.95 | 0.006363620 | 0.96 |
| LEASE MAINTENANCE | MEWBOURNE OIL COMPANY | 1,550.00 | 0.006363620 | 9.86 |
| LEASE MAINTENANCE | SARGE TRUCKING SERVICES, I | 125.95 | 0.006363620 | 0.80 |
| MISCELLANEOUS EQUIPMENT RENTAL | MEWBOURNE OIL COMPANY | 5,800.00 | 0.006363620 | 36.91 |
| OVERHEAD-FIXED RATE | MEWBOURNE OIL COMPANY | 837.60 | 0.006363620 | 5.33 |
| PROFESSIONAL SERVICES | JET LABORATORIES INC | 401.31 | 0.006363620 | 2.55 |
| PUMPING | MEWBOURNE OIL COMPANY | 875.00 | 0.006363620 | 5.57 |
| PUMPING | MEWBOURNE OIL COMPANY | 656.25 | 0.006363620 | 4.18 |
| SALT WATER DISPOSAL | MEWBOURNE OIL COMPANY | 85,268.44 | 0.006363620 | 542.62 |
| Total Lease Operating Expense Cost | | 136,882.48 | | 871.13 |

62916000-30 SUBTOTAL

136,882.48

871.13

PROPERTY 62916000 TOTAL

141,761.60

902.18

62916000PREPAYMENTS

-902.18

PROPERTY: 62958000 62958000-20 GAZELLE 22 B3MD FED COM 1H

Equipment Beyond Wellhead

| | | | | |
|--------------------------------------|--------------------------|--------|-------------|--------|
| ELECTRICAL INSTALLATIONS | INGRAM PROFESSIONAL SERV | 19.35 | 0.195498190 | 3.78 |
| ELECTRICAL INSTALLATIONS | INGRAM PROFESSIONAL SERV | 799.11 | 0.195498190 | 156.22 |
| Total Equipment Beyond Wellhead Cost | | 818.46 | | 160.00 |

62958000-20 SUBTOTAL

818.46

160.00

PROPERTY: 62958000 62958000-30 GAZELLE 22 B3MD FED COM 1H

04-01-2020

142

MEWBOURNE OIL COMPANY

Page 87

TOM M RAGSDALE
400 N SAM HOUSTON PARKWAY EAST
SUITE 601
HOUSTON, TX 77060

INVOICE NO.: 202003-15084

INVOICE DATE: 3-31-2020

OWNER: 035904-1

BILLING FOR: March 2020

| REFERENCE/DESCRIPTION OF CHARGES | | GROSS CHARGES | WORKING INTEREST | NET CHARGE |
|----------------------------------|----------------------------|------------------|---------------------|---------------|
| <u>Lease Operating Expense</u> | | | | |
| CHEMICALS-WATER TREATING | IMPERATIVE CHEMICAL PART | 118.95 | 0.195498190 | 23.25 |
| CHEMICALS-WATER TREATING | IMPERATIVE CHEMICAL PART | 232.25 | 0.195498190 | 45.40 |
| CHEMICALS-WATER TREATING | IMPERATIVE CHEMICAL PART | 118.95 | 0.195498190 | 23.25 |
| COMPANY SUPERVISION | MEWBOURNE OIL COMPANY | 1,250.00 | 0.195498190 | 244.38 |
| COMPRESSOR MAINTENANCE | G&A FABRICATION LLC | 144.93 | 0.195498190 | 28.33 |
| COMPRESSOR MAINTENANCE | G&A FABRICATION LLC | 92.94 | 0.195498190 | 18.16 |
| COMPRESSOR MAINTENANCE | G&A FABRICATION LLC | 230.76 | 0.195498190 | 45.11 |
| COMPRESSOR MAINTENANCE | G&A FABRICATION LLC | 114.68 | 0.195498190 | 22.42 |
| COMPRESSOR MAINTENANCE | G&A FABRICATION LLC | 163.95 | 0.195498190 | 32.05 |
| COMPRESSOR RENTAL/SERVICES | R360 ENVIRONMENTAL SOLUT | 273.46 | 0.195498190 | 53.46 |
| COMPRESSOR RENTAL/SERVICES | BASELINE ENERGY SERVICES | 51.36 | 0.195498190 | 10.04 |
| CONTRACT SUPERVISION | PACE OILFIELD SERVICES INC | 291.50 | 0.195498190 | 56.99 |
| CONTRACT SUPERVISION | PACE OILFIELD SERVICES INC | 291.50 | 0.195498190 | 56.99 |
| CONTRACT SUPERVISION | PACE OILFIELD SERVICES INC | 291.50 | 0.195498190 | 56.99 |
| CONTRACT SUPERVISION | PACE OILFIELD SERVICES INC | 291.50 | 0.195498190 | 56.99 |
| CONTRACT SUPERVISION | PACE OILFIELD SERVICES INC | 43.41 | 0.195498190 | 8.49 |
| FUEL, POWER & ELECTRICAL | XCEL ENERGY | 440.41 | 0.195498190 | 86.10 |
| FUEL, POWER & ELECTRICAL | XCEL ENERGY | 291.89 | 0.195498190 | 57.06 |
| FUEL, POWER & ELECTRICAL | PILOT THOMAS LOGISTICS LL | 29.64 | 0.195498190 | 5.79 |
| FUEL, POWER & ELECTRICAL | PILOT THOMAS LOGISTICS LL | 27.49 | 0.195498190 | 5.38 |
| FUEL, POWER & ELECTRICAL | PILOT THOMAS LOGISTICS LL | 107.82 | 0.195498190 | 21.08 |
| FUEL, POWER & ELECTRICAL | PILOT THOMAS LOGISTICS LL | 32.59 | 0.195498190 | 6.37 |
| LEASE MAINTENANCE | CUSTOM WELDING OF HOBBS | 909.58 | 0.195498190 | 177.83 |
| LEASE MAINTENANCE | BAKER HUGHES OILFIELD | 511.07 | 0.195498190 | 99.92 |
| LEASE MAINTENANCE | AMERICAN MILLENNIUM COR | 14.92 | 0.195498190 | 2.92 |
| LEASE MAINTENANCE | 7B ROUSTABOUT LLC | 65.00 | 0.195498190 | 12.71 |
| LEASE MAINTENANCE | 7B ROUSTABOUT LLC | 357.50 | 0.195498190 | 69.89 |
| LEASE MAINTENANCE | 7B ROUSTABOUT LLC | 162.50 | 0.195498190 | 31.77 |
| LEASE MAINTENANCE | 7B ROUSTABOUT LLC | 162.50 | 0.195498190 | 31.77 |
| LEASE MAINTENANCE | K&S OILFIELD SUPPLIES LLC | 64.81 | 0.195498190 | 12.67 |
| LEASE MAINTENANCE | K&S OILFIELD SUPPLIES LLC | 512.01 | 0.195498190 | 100.10 |
| LEASE MAINTENANCE | K&S OILFIELD SUPPLIES LLC | 601.90 | 0.195498190 | 117.67 |
| LEASE MAINTENANCE | K&S OILFIELD SUPPLIES LLC | 992.64 | 0.195498190 | 194.06 |
| LEASE MAINTENANCE | G&A FABRICATION LLC | 1,476.10 | 0.195498190 | 288.57 |
| LEASE MAINTENANCE | TURNCO ENTERPRISES LLC | 71.25 | 0.195498190 | 13.93 |
| LEASE MAINTENANCE | TURNCO ENTERPRISES LLC | 71.25 | 0.195498190 | 13.93 |
| LEASE MAINTENANCE | TURNCO ENTERPRISES LLC | 45.00 | 0.195498190 | 8.80 |
| LEASE MAINTENANCE | TURNCO ENTERPRISES LLC | 95.00 | 0.195498190 | 18.57 |
| LEASE MAINTENANCE | TURNCO ENTERPRISES LLC | 95.00 | 0.195498190 | 18.57 |
| LEASE MAINTENANCE | TURNCO ENTERPRISES LLC | 190.00 | 0.195498190 | 37.14 |
| LEASE MAINTENANCE | INGRAM PROFESSIONAL SERV | 80.59 | 0.195498190 | 15.76 |

04-01-2020

143

MEWBOURNE OIL COMPANY

Page 88

TOM M RAGSDALE
400 N SAM HOUSTON PARKWAY EAST
SUITE 601
HOUSTON, TX 77060

INVOICE NO.: 202003-15084

INVOICE DATE: 3-31-2020

OWNER: 035904-1

BILLING FOR: March 2020

| REFERENCE/DESCRIPTION OF CHARGES | | GROSS CHARGES | WORKING INTEREST | NET CHARGE |
|--|-----------------------------|------------------|------------------|-----------------|
| LEASE MAINTENANCE | TRINITY OILFIELD SERVICES & | 237.38 | 0.195498190 | 46.41 |
| LEASE MAINTENANCE | EP&S LLC | 6.09 | 0.195498190 | 1.19 |
| LEASE MAINTENANCE | EP&S LLC | 120.65 | 0.195498190 | 23.59 |
| LEASE MAINTENANCE | EP&S LLC | 37.27 | 0.195498190 | 7.29 |
| LEASE MAINTENANCE | EP&S LLC | 119.85 | 0.195498190 | 23.42 |
| LEASE MAINTENANCE | WILDCAT PUMP & ENGINE REI | 481.55 | 0.195498190 | 94.14 |
| LEASE MAINTENANCE | WILDCAT PUMP & ENGINE REI | 240.80 | 0.195498190 | 47.08 |
| LEASE MAINTENANCE | WILDCAT PUMP & ENGINE REI | 329.37 | 0.195498190 | 64.40 |
| LEASE MAINTENANCE | WILDCAT PUMP & ENGINE REI | 322.28 | 0.195498190 | 63.01 |
| LEASE MAINTENANCE | WILDCAT PUMP & ENGINE REI | 145.32 | 0.195498190 | 28.41 |
| LEASE MAINTENANCE | WILDCAT PUMP & ENGINE REI | 145.32 | 0.195498190 | 28.41 |
| LEASE MAINTENANCE | AY TRUCKING INC | 113.01 | 0.195498190 | 22.09 |
| LEASE MAINTENANCE | AY TRUCKING INC | 177.40 | 0.195498190 | 34.68 |
| LEASE MAINTENANCE | MEWBOURNE OIL COMPANY | 193.75 | 0.195498190 | 37.88 |
| MISCELLANEOUS EQUIPMENT RENTAL | MEWBOURNE OIL COMPANY | 243.60 | 0.195498190 | 47.62 |
| MISCELLANEOUS EQUIPMENT RENTAL | TRINITY OILFIELD SERVICES & | 217.12 | 0.195498190 | 42.45 |
| MISCELLANEOUS EQUIPMENT RENTAL | TRINITY OILFIELD SERVICES & | 64.91 | 0.195498190 | 12.69 |
| OVERHEAD-FIXED RATE | MEWBOURNE OIL COMPANY | 837.60 | 0.195498190 | 163.75 |
| PROFESSIONAL SERVICES | JET LABORATORIES INC | 391.96 | 0.195498190 | 76.63 |
| PUMPING | MEWBOURNE OIL COMPANY | 875.00 | 0.195498190 | 171.06 |
| PUMPING | MEWBOURNE OIL COMPANY | 656.25 | 0.195498190 | 128.30 |
| SALT WATER DISPOSAL | OWL SWD OPERATING LLC | 2,262.85 | 0.195498190 | 442.38 |
| SALT WATER DISPOSAL | OWL SWD OPERATING LLC | 2,156.50 | 0.195498190 | 421.59 |
| SALT WATER DISPOSAL | NGL WATER SOLUTIONS PERM | 32.97 | 0.195498190 | 6.45 |
| SALT WATER DISPOSAL | NGL WATER SOLUTIONS PERM | 189.90 | 0.195498190 | 37.12 |
| SALT WATER DISPOSAL | NGL WATER SOLUTIONS PERM | 1,364.36 | 0.195498190 | 266.73 |
| SALT WATER DISPOSAL | LIMESTONE BASIN PROPERTIE | 141.95 | 0.195498190 | 27.75 |
| SITE RESTORATION & EXCAVATION | R360 ENVIRONMENTAL SOLUT | 40.10 | 0.195498190 | 7.84 |
| SITE RESTORATION & EXCAVATION | HALL ENVIRONMENTAL ANAI | 14.56 | 0.195498190 | 2.85 |
| SITE RESTORATION & EXCAVATION | SUNDANCE SERVICES WEST IN | 80.49 | 0.195498190 | 15.73 |
| Total Lease Operating Expense Cost | | 23,650.26 | | 4,623.60 |
| 62958000-30 SUBTOTAL | | 23,650.26 | | 4,623.60 |
| PROPERTY 62958000 TOTAL | | 24,468.72 | | 4,783.60 |
| PROPERTY: 62959000 62959000-20 GAZELLE 22 B3NC FED COM 1H | | | | |
| <u>Intangible Well Cost</u> | | | | |
| TRANSPORTATION | DIVINE WIRELINE SOLUTIONS | 470.19 | 0.001524840 | 0.72 |
| Total Intangible Well Cost Cost | | 470.19 | | 0.72 |
| <u>Equipment Beyond Wellhead</u> | | | | |
| ELECTRICAL INSTALLATIONS | INGRAM PROFESSIONAL SERV | 52.15 | 0.001524840 | 0.08 |
| ELECTRICAL INSTALLATIONS | INGRAM PROFESSIONAL SERV | 2,153.20 | 0.001524840 | 3.28 |
| Total Equipment Beyond Wellhead Cost | | 2,205.35 | | 3.36 |

04-01-2020

144

MEWBOURNE OIL COMPANY

Page 89

TOM M RAGSDALE
400 N SAM HOUSTON PARKWAY EAST
SUITE 601
HOUSTON, TX 77060

INVOICE NO.: 202003-15084

INVOICE DATE: 3-31-2020

OWNER: 035904-1

BILLING FOR: March 2020

| REFERENCE/DESCRIPTION OF CHARGES | | GROSS CHARGES | WORKING INTEREST | NET CHARGE |
|--|-----------------------------|------------------|---------------------|---------------|
| 62959000-20 SUBTOTAL | | 2,675.54 | 4.08 | |
| PROPERTY: 62959000 62959000-30 GAZELLE 22 B3NC FED COM 1H | | | | |
| <u>Lease Operating Expense</u> | | | | |
| CHEMICALS-WATER TREATING | IMPERATIVE CHEMICAL PART | 118.95 | 0.001524840 | 0.18 |
| CHEMICALS-WATER TREATING | IMPERATIVE CHEMICAL PART | 232.25 | 0.001524840 | 0.35 |
| CHEMICALS-WATER TREATING | IMPERATIVE CHEMICAL PART | 118.95 | 0.001524840 | 0.18 |
| COMPANY SUPERVISION | MEWBOURNE OIL COMPANY | 1,250.00 | 0.001524840 | 1.91 |
| COMPANY SUPERVISION | MEWBOURNE OIL COMPANY | 625.00 | 0.001524840 | 0.95 |
| COMPRESSOR MAINTENANCE | G&A FABRICATION LLC | 144.93 | 0.001524840 | 0.22 |
| COMPRESSOR MAINTENANCE | G&A FABRICATION LLC | 92.88 | 0.001524840 | 0.14 |
| COMPRESSOR MAINTENANCE | G&A FABRICATION LLC | 230.68 | 0.001524840 | 0.35 |
| COMPRESSOR MAINTENANCE | G&A FABRICATION LLC | 114.60 | 0.001524840 | 0.17 |
| COMPRESSOR MAINTENANCE | G&A FABRICATION LLC | 163.88 | 0.001524840 | 0.25 |
| COMPRESSOR RENTAL/SERVICES | R360 ENVIRONMENTAL SOLUT | 736.82 | 0.001524840 | 1.12 |
| COMPRESSOR RENTAL/SERVICES | BASELINE ENERGY SERVICES | 130.82 | 0.001524840 | 0.20 |
| FUEL, POWER & ELECTRICAL | PILOT THOMAS LOGISTICS LL | 79.85 | 0.001524840 | 0.12 |
| FUEL, POWER & ELECTRICAL | PILOT THOMAS LOGISTICS LL | 74.04 | 0.001524840 | 0.11 |
| FUEL, POWER & ELECTRICAL | PILOT THOMAS LOGISTICS LL | 274.66 | 0.001524840 | 0.42 |
| FUEL, POWER & ELECTRICAL | PILOT THOMAS LOGISTICS LL | 83.02 | 0.001524840 | 0.13 |
| LEASE MAINTENANCE | CUSTOM WELDING OF HOBBS | 909.53 | 0.001524840 | 1.39 |
| LEASE MAINTENANCE | BAKER HUGHES OILFIELD | 1,302.03 | 0.001524840 | 1.99 |
| LEASE MAINTENANCE | AMERICAN MILLENNIUM COR | 14.92 | 0.001524840 | 0.02 |
| LEASE MAINTENANCE | 7B ROUSTABOUT LLC | 65.00 | 0.001524840 | 0.10 |
| LEASE MAINTENANCE | 7B ROUSTABOUT LLC | 357.50 | 0.001524840 | 0.55 |
| LEASE MAINTENANCE | 7B ROUSTABOUT LLC | 162.50 | 0.001524840 | 0.25 |
| LEASE MAINTENANCE | 7B ROUSTABOUT LLC | 162.50 | 0.001524840 | 0.25 |
| LEASE MAINTENANCE | K&S OILFIELD SUPPLIES LLC | 64.92 | 0.001524840 | 0.10 |
| LEASE MAINTENANCE | K&S OILFIELD SUPPLIES LLC | 511.98 | 0.001524840 | 0.78 |
| LEASE MAINTENANCE | K&S OILFIELD SUPPLIES LLC | 601.59 | 0.001524840 | 0.92 |
| LEASE MAINTENANCE | K&S OILFIELD SUPPLIES LLC | 992.52 | 0.001524840 | 1.51 |
| LEASE MAINTENANCE | G&A FABRICATION LLC | 1,476.08 | 0.001524840 | 2.25 |
| LEASE MAINTENANCE | TURNCO ENTERPRISES LLC | 71.25 | 0.001524840 | 0.11 |
| LEASE MAINTENANCE | TURNCO ENTERPRISES LLC | 71.25 | 0.001524840 | 0.11 |
| LEASE MAINTENANCE | TURNCO ENTERPRISES LLC | 45.00 | 0.001524840 | 0.07 |
| LEASE MAINTENANCE | TURNCO ENTERPRISES LLC | 95.00 | 0.001524840 | 0.14 |
| LEASE MAINTENANCE | TURNCO ENTERPRISES LLC | 95.00 | 0.001524840 | 0.14 |
| LEASE MAINTENANCE | TURNCO ENTERPRISES LLC | 190.00 | 0.001524840 | 0.29 |
| LEASE MAINTENANCE | INGRAM PROFESSIONAL SERV | 80.56 | 0.001524840 | 0.12 |
| LEASE MAINTENANCE | TRINITY OILFIELD SERVICES & | 237.37 | 0.001524840 | 0.36 |
| LEASE MAINTENANCE | EP&S LLC | 120.64 | 0.001524840 | 0.18 |
| LEASE MAINTENANCE | EP&S LLC | 119.83 | 0.001524840 | 0.18 |

04-01-2020

145

MEWBOURNE OIL COMPANY

Page 90

TOM M RAGSDALE
400 N SAM HOUSTON PARKWAY EAST
SUITE 601
HOUSTON, TX 77060

INVOICE NO.: 202003-15084

INVOICE DATE: 3-31-2020

OWNER: 035904-1

BILLING FOR: March 2020

| REFERENCE/DESCRIPTION OF CHARGES | | GROSS CHARGES | WORKING INTEREST | NET CHARGE |
|------------------------------------|-----------------------------|------------------|---------------------|---------------|
| LEASE MAINTENANCE | WILDCAT PUMP & ENGINE REI | 481.55 | 0.001524840 | 0.73 |
| LEASE MAINTENANCE | WILDCAT PUMP & ENGINE REI | 240.75 | 0.001524840 | 0.37 |
| LEASE MAINTENANCE | WILDCAT PUMP & ENGINE REI | 329.34 | 0.001524840 | 0.50 |
| LEASE MAINTENANCE | WILDCAT PUMP & ENGINE REI | 322.26 | 0.001524840 | 0.49 |
| LEASE MAINTENANCE | WILDCAT PUMP & ENGINE REI | 145.30 | 0.001524840 | 0.22 |
| LEASE MAINTENANCE | WILDCAT PUMP & ENGINE REI | 145.30 | 0.001524840 | 0.22 |
| LEASE MAINTENANCE | AY TRUCKING INC | 113.01 | 0.001524840 | 0.17 |
| LEASE MAINTENANCE | AY TRUCKING INC | 177.39 | 0.001524840 | 0.27 |
| LEASE MAINTENANCE | MEWBOURNE OIL COMPANY | 193.75 | 0.001524840 | 0.30 |
| LEASE MAINTENANCE | MEWBOURNE OIL COMPANY | 387.50 | 0.001524840 | 0.59 |
| MISCELLANEOUS EQUIPMENT RENTAL | MEWBOURNE OIL COMPANY | 243.60 | 0.001524840 | 0.37 |
| MISCELLANEOUS EQUIPMENT RENTAL | SUNDOWN ENVIRO LLC | 10,761.50 | 0.001524840 | 16.41 |
| MISCELLANEOUS EQUIPMENT RENTAL | TRINITY OILFIELD SERVICES & | 553.15 | 0.001524840 | 0.84 |
| OVERHEAD-FIXED RATE | MEWBOURNE OIL COMPANY | 837.60 | 0.001524840 | 1.28 |
| PUMPING | MEWBOURNE OIL COMPANY | 875.00 | 0.001524840 | 1.33 |
| PUMPING | MEWBOURNE OIL COMPANY | 656.25 | 0.001524840 | 1.00 |
| SALT WATER DISPOSAL | OWL SWD OPERATING LLC | 6,071.48 | 0.001524840 | 9.26 |
| SALT WATER DISPOSAL | OWL SWD OPERATING LLC | 5,105.27 | 0.001524840 | 7.78 |
| SALT WATER DISPOSAL | NGL WATER SOLUTIONS PERM | 32.97 | 0.001524840 | 0.05 |
| SALT WATER DISPOSAL | NGL WATER SOLUTIONS PERM | 686.41 | 0.001524840 | 1.05 |
| SALT WATER DISPOSAL | NGL WATER SOLUTIONS PERM | 3,475.87 | 0.001524840 | 5.30 |
| SALT WATER DISPOSAL | QATAR LLC | 686.24 | 0.001524840 | 1.05 |
| SALT WATER DISPOSAL | LIMESTONE BASIN PROPERTIE | 336.04 | 0.001524840 | 0.51 |
| SITE RESTORATION & EXCAVATION | R360 ENVIRONMENTAL SOLUT | 108.07 | 0.001524840 | 0.16 |
| SITE RESTORATION & EXCAVATION | HALL ENVIRONMENTAL ANAI | 39.24 | 0.001524840 | 0.06 |
| SITE RESTORATION & EXCAVATION | SUNDANCE SERVICES WEST IN | 80.48 | 0.001524840 | 0.12 |
| Total Lease Operating Expense Cost | | 45,303.62 | | 69.04 |

62959000-30 SUBTOTAL

45,303.62

69.04

PROPERTY 62959000 TOTAL

47,979.16

73.12

PROPERTY: 72185000 72185000-10 CREEDENCE 21/16 W0FC ST COM 4H

Intangible Well Cost

| | | | | |
|------------------------------|-------------------------|-----------|-------------|--------|
| COMPANY SUPERVISION | MEWBOURNE OIL COMPANY | 1,250.00 | 0.006363620 | 7.95 |
| CONTINGENCIES | DNOW LP | 2,484.28 | 0.006363620 | 15.81 |
| EQUIPMENT RENTAL | MEWBOURNE OIL COMPANY | 18,200.00 | 0.006363620 | 115.82 |
| EQUIPMENT RENTAL | OIL PATCH GROUP INC | 3,433.05 | 0.006363620 | 21.85 |
| INSPECTION & REPAIR SERVICES | WEATHERFORD US LP | 269.17 | 0.006363620 | 1.71 |
| INTANGIBLE SUPPLIES | SMITH INTERNATIONAL INC | 1,948.50 | 0.006363620 | 12.40 |
| INTANGIBLE SUPPLIES | D WEBB INDUSTRIES LLC | 192.08 | 0.006363620 | 1.22 |
| LOCATION RESTORATION | QATAR LLC | 3,955.98 | 0.006363620 | 25.17 |
| MUD | QATAR LLC | 3,342.40 | 0.006363620 | 21.27 |
| MUD | QATAR LLC | 3,014.08 | 0.006363620 | 19.18 |

04-01-2020

146

MEWBOURNE OIL COMPANY

Page 91

TOM M RAGSDALE
400 N SAM HOUSTON PARKWAY EAST
SUITE 601
HOUSTON, TX 77060

INVOICE NO.: 202003-15084

INVOICE DATE: 3-31-2020

OWNER: 035904-1

BILLING FOR: March 2020

| REFERENCE/DESCRIPTION OF CHARGES | | GROSS CHARGES | WORKING INTEREST | NET CHARGE |
|--|--------------------------|-------------------|------------------|------------------|
| MUD | QATAR LLC | 1,211.02 | 0.006363620 | 7.71 |
| MUD | QATAR LLC | 3,444.67 | 0.006363620 | 21.92 |
| RIG MOBILIZATION | QATAR LLC | 3,390.84 | 0.006363620 | 21.58 |
| RIG MOBILIZATION | QATAR LLC | 2,034.51 | 0.006363620 | 12.95 |
| TRANSPORTATION | WILBANKS TRUCKING SERVIC | 254.37 | 0.006363620 | 1.62 |
| Total Intangible Well Cost Cost | | 48,424.95 | | 308.16 |
| <u>Tangible Well Cost</u> | | | | |
| CASING (10.1" - 19.0") | SOONER PIPE LLC | -5,818.40 | 0.006363620 | -37.03 |
| CASING (6.1" - 8.0") | SOONER PIPE LLC | -25,059.88 | 0.006363620 | -159.47 |
| CASING (8.1" - 10.0") | SOONER PIPE LLC | -2,313.65 | 0.006363620 | -14.72 |
| Total Tangible Well Cost Cost | | -33,191.93 | | -211.22 |
| 72185000-10 SUBTOTAL | | 15,233.02 | 96.94 | |
| PROPERTY: 72185000 72185000-20 CREEDENCE 21/16 W0FC ST COM 4H | | | | |
| <u>Intangible Well Cost</u> | | | | |
| INSPECTION & REPAIR SERVICES | HOBBS RENTAL CORPORATIO | 2,166.84 | 0.006363620 | 13.79 |
| TRANSPORTATION | ENERTECH INDUSTRIES INC | 1,460.18 | 0.006363620 | 9.29 |
| TRANSPORTATION | VIKING INC | 1,095.14 | 0.006363620 | 6.97 |
| TRANSPORTATION | VIKING INC | 1,095.14 | 0.006363620 | 6.97 |
| TRANSPORTATION | VIKING INC | 365.04 | 0.006363620 | 2.32 |
| TRANSPORTATION | VIKING INC | 365.04 | 0.006363620 | 2.32 |
| TRANSPORTATION | CD CONSULTING & OPERATIN | 2,750.00 | 0.006363620 | 17.50 |
| WELDING & CONSTRUCTION | MEWBOURNE OIL COMPANY | 193.75 | 0.006363620 | 1.23 |
| Total Intangible Well Cost Cost | | 9,491.13 | | 60.39 |
| <u>Tangible Well Cost</u> | | | | |
| DOWN HOLE DIRECTIONAL EQUIP | HALLIBURTON ENERGY SERV | 110,508.37 | 0.006363620 | 703.23 |
| DOWN HOLE DIRECTIONAL EQUIP | HALLIBURTON ENERGY SERV | -10,695.00 | 0.006363620 | -68.06 |
| Total Tangible Well Cost Cost | | 99,813.37 | | 635.17 |
| <u>Equipment Beyond Wellhead</u> | | | | |
| HEATER TREATERS, LINE HEATERS | ENERTECH INDUSTRIES INC | 13,298.31 | 0.006363620 | 84.63 |
| SEPARATION EQUIPMENT | VIKING INC | 20,040.49 | 0.006363620 | 127.53 |
| SEPARATION EQUIPMENT | VIKING INC | 20,040.49 | 0.006363620 | 127.53 |
| SEPARATION EQUIPMENT | VIKING INC | 14,262.56 | 0.006363620 | 90.76 |
| SEPARATION EQUIPMENT | VIKING INC | 14,262.56 | 0.006363620 | 90.76 |
| Total Equipment Beyond Wellhead Cost | | 81,904.41 | | 521.21 |
| 72185000-20 SUBTOTAL | | 191,208.91 | 1,216.77 | |
| PROPERTY 72185000 TOTAL | | 206,441.93 | 1,313.71 | |
| 72185000PREPAYMENTS | | | | -1,313.71 |

PROPERTY: 72186000 72186000-10 CREEDENCE 21/16 W1FC ST COM 3H

Intangible Well Cost

04-01-2020

147

MEWBOURNE OIL COMPANY

Page 92

TOM M RAGSDALE
400 N SAM HOUSTON PARKWAY EAST
SUITE 601
HOUSTON, TX 77060

INVOICE NO.: 202003-15084

INVOICE DATE: 3-31-2020

OWNER: 035904-1

BILLING FOR: March 2020

| REFERENCE/DESCRIPTION OF CHARGES | | GROSS CHARGES | WORKING INTEREST | NET CHARGE |
|----------------------------------|--------------------------------|------------------|---------------------|---------------|
| BITS | ULTERRA DRILLING | 9,390.03 | 0.006363620 | 59.75 |
| BITS | ULTERRA DRILLING | 8,557.19 | 0.006363620 | 54.45 |
| BITS | ULTERRA DRILLING | 8,557.19 | 0.006363620 | 54.45 |
| CASING, TUBING, SNUBBING SERV | BUTCH'S RAT HOLE & ANCHOR | 8,368.06 | 0.006363620 | 53.25 |
| CASING, TUBING, SNUBBING SERV | T&T ENERGY SERVICES LLC | 2,781.41 | 0.006363620 | 17.70 |
| COMPANY SUPERVISION | MEWBOURNE OIL COMPANY | 2,062.50 | 0.006363620 | 13.12 |
| COMPANY SUPERVISION | MEWBOURNE OIL COMPANY | 1,562.50 | 0.006363620 | 9.94 |
| COMPANY SUPERVISION | MEWBOURNE OIL COMPANY | 3,437.50 | 0.006363620 | 21.88 |
| COMPANY SUPERVISION | MEWBOURNE OIL COMPANY | 1,237.50 | 0.006363620 | 7.87 |
| COMPANY SUPERVISION | MEWBOURNE OIL COMPANY | 4,812.50 | 0.006363620 | 30.62 |
| COMPANY SUPERVISION | MEWBOURNE OIL COMPANY | 1,250.00 | 0.006363620 | 7.95 |
| COMPANY SUPERVISION | MEWBOURNE OIL COMPANY | 1,675.00 | 0.006363620 | 10.66 |
| COMPANY SUPERVISION | MEWBOURNE OIL COMPANY | 2,975.00 | 0.006363620 | 18.93 |
| COMPANY SUPERVISION | MEWBOURNE OIL COMPANY | 3,750.00 | 0.006363620 | 23.86 |
| COMPANY SUPERVISION | MEWBOURNE OIL COMPANY | 13,125.00 | 0.006363620 | 83.52 |
| COMPANY SUPERVISION | MEWBOURNE OIL COMPANY | 16,875.00 | 0.006363620 | 107.39 |
| COMPANY SUPERVISION | MEWBOURNE OIL COMPANY | 2,500.00 | 0.006363620 | 15.91 |
| CONTINGENCIES | DNOW LP | 2,484.30 | 0.006363620 | 15.81 |
| CONTRACT SUPERVISION | GSM OILFIELD SERVICES INC | 3,544.30 | 0.006363620 | 22.55 |
| DIRECTIONAL SERVICES | ALTITUDE ENERGY PARTNERS | 406,517.40 | 0.006363620 | 2,586.92 |
| DIRECTIONAL SERVICES | ALTITUDE ENERGY PARTNERS | -38,144.99 | 0.006363620 | -242.74 |
| EQUIPMENT RENTAL | MAN WELDING SERVICE | 2,743.00 | 0.006363620 | 17.46 |
| EQUIPMENT RENTAL | MAN WELDING SERVICE | 1,582.50 | 0.006363620 | 10.07 |
| EQUIPMENT RENTAL | MEWBOURNE OIL COMPANY | 15,600.00 | 0.006363620 | 99.27 |
| EQUIPMENT RENTAL | PASON SYSTEMS USA CORP OF | 20,054.76 | 0.006363620 | 127.62 |
| EQUIPMENT RENTAL | AMERICAN SAFETY SERVICES | 1,715.54 | 0.006363620 | 10.92 |
| EQUIPMENT RENTAL | NATIONAL OILWELL DHT LP | 3,814.49 | 0.006363620 | 24.27 |
| EQUIPMENT RENTAL | DUKE OILFIELD SERVICES LLC | 627.73 | 0.006363620 | 3.99 |
| EQUIPMENT RENTAL | MCCULLAR AND SON'S WELDING | 555.86 | 0.006363620 | 3.54 |
| EQUIPMENT RENTAL | CAMPBELL OILFIELD SERVICE | 49,540.16 | 0.006363620 | 315.25 |
| EQUIPMENT RENTAL | POWERSAT COMMUNICATION | 3,332.55 | 0.006363620 | 21.21 |
| EQUIPMENT RENTAL | OIL PATCH GROUP INC | 8,298.65 | 0.006363620 | 52.81 |
| EQUIPMENT RENTAL | DRILLING TOOLS INTERNATIONAL | 12,238.18 | 0.006363620 | 77.88 |
| EQUIPMENT RENTAL | D WEBB INDUSTRIES LLC | 4,441.54 | 0.006363620 | 28.26 |
| FUEL | FRONK OIL COMPANY INC | 14,706.76 | 0.006363620 | 93.59 |
| INSPECTION & REPAIR SERVICES | CONNECTION INSPECTION SERVICES | 1,978.38 | 0.006363620 | 12.59 |
| INTANGIBLE SUPPLIES | D WEBB INDUSTRIES LLC | 192.07 | 0.006363620 | 1.22 |
| LOCATION RESTORATION | DUKE OILFIELD SERVICES LLC | 3,766.35 | 0.006363620 | 23.97 |
| LOCATION RESTORATION | DUKE OILFIELD SERVICES LLC | 2,658.60 | 0.006363620 | 16.92 |
| LOCATION RESTORATION | R360 ENVIRONMENTAL SOLUTIONS | 1,777.68 | 0.006363620 | 11.31 |
| LOCATION RESTORATION | R360 ENVIRONMENTAL SOLUTIONS | 9,090.00 | 0.006363620 | 57.85 |
| LOCATION RESTORATION | QATAR LLC | 2,798.79 | 0.006363620 | 17.81 |

04-01-2020

148

MEWBOURNE OIL COMPANY

Page 93

TOM M RAGSDALE
400 N SAM HOUSTON PARKWAY EAST
SUITE 601
HOUSTON, TX 77060

INVOICE NO.: 202003-15084

INVOICE DATE: 3-31-2020

OWNER: 035904-1

BILLING FOR: March 2020

| REFERENCE/DESCRIPTION OF CHARGES | | GROSS CHARGES | WORKING INTEREST | NET CHARGE |
|--|---------------------------|-------------------|---------------------|---------------|
| LOCATION RESTORATION | QATAR LLC | 322.94 | 0.006363620 | 2.06 |
| LOCATION RESTORATION | QATAR LLC | 1,130.28 | 0.006363620 | 7.19 |
| LOCATION RESTORATION | QATAR LLC | 4,359.65 | 0.006363620 | 27.74 |
| LOCATION RESTORATION | QATAR LLC | 2,785.34 | 0.006363620 | 17.72 |
| LOCATION RESTORATION | QATAR LLC | 3,229.37 | 0.006363620 | 20.55 |
| LOCATION RESTORATION | DELAWARE ENERGY LLC | 90.06 | 0.006363620 | 0.57 |
| LOCATION RESTORATION | MILESTONE ENVIRONMENTAL | 775.00 | 0.006363620 | 4.93 |
| MUD | ANCHOR DRILLING FLUIDS US | 126,737.33 | 0.006363620 | 806.51 |
| MUD | QATAR LLC | 3,014.08 | 0.006363620 | 19.18 |
| MUD | QATAR LLC | 4,844.06 | 0.006363620 | 30.83 |
| OVERHEAD FIXED RATE | MEWBOURNE OIL COMPANY | 4,689.66 | 0.006363620 | 29.84 |
| RIG MOBILIZATION | QATAR LLC | 3,390.84 | 0.006363620 | 21.58 |
| RIG MOBILIZATION | QATAR LLC | 2,034.50 | 0.006363620 | 12.95 |
| TRANSPORTATION | HUGHES OILFIELD TRANSPOR | 682.75 | 0.006363620 | 4.34 |
| TRANSPORTATION | HUGHES OILFIELD TRANSPOR | 1,967.84 | 0.006363620 | 12.52 |
| TRANSPORTATION | TEJAS HOT SHOT SERVICE & | 620.00 | 0.006363620 | 3.95 |
| TRANSPORTATION | WILBANKS TRUCKING SERVIC | 254.36 | 0.006363620 | 1.62 |
| TRANSPORTATION | NOVA TRUCKING LLC | 1,107.75 | 0.006363620 | 7.05 |
| WATER AND OTHER | OIL PATCH GROUP INC | 356.02 | 0.006363620 | 2.27 |
| WATER AND OTHER | OIL PATCH GROUP INC | 559.46 | 0.006363620 | 3.56 |
| WATER AND OTHER | QATAR LLC | 450.77 | 0.006363620 | 2.87 |
| WATER AND OTHER | QATAR LLC | 3,565.77 | 0.006363620 | 22.69 |
| WATER AND OTHER | QATAR LLC | 410.40 | 0.006363620 | 2.61 |
| Total Intangible Well Cost Cost | | 796,209.21 | | 5,066.73 |
| <u>Tangible Well Cost</u> | | | | |
| CASING (10.1" - 19.0") | SOONER PIPE LLC | 22,986.20 | 0.006363620 | 146.28 |
| CASING (10.1" - 19.0") | SOONER PIPE LLC | -1,436.85 | 0.006363620 | -9.14 |
| CASING (10.1" - 19.0") | SOONER PIPE LLC | -6,223.94 | 0.006363620 | -39.61 |
| CASING (8.1" - 10.0") | SOONER PIPE LLC | -6,909.74 | 0.006363620 | -43.97 |
| Total Tangible Well Cost Cost | | 8,415.67 | | 53.56 |
| 72186000-10 SUBTOTAL | | 804,624.88 | 5,120.29 | |
| PROPERTY: 72186000 72186000-20 CREEDENCE 21/16 W1FC ST COM 3H | | | | |
| <u>Intangible Well Cost</u> | | | | |
| CASING, TUBING, SNUBING SERV | BUTCH'S RAT HOLE & ANCHOI | 6,537.63 | 0.006363620 | 41.60 |
| CASING, TUBING, SNUBING SERV | T&T ENERGY SERVICES LLC | 1,986.72 | 0.006363620 | 12.64 |
| CONTRACT SUPERVISION | GSM OILFIELD SERVICES INC | 4,402.57 | 0.006363620 | 28.02 |
| INSPECTION & REPAIR SERVICES | HOBBS RENTAL CORPORATIO | 2,511.20 | 0.006363620 | 15.98 |
| TRANSPORTATION | ENERTECH INDUSTRIES INC | 1,460.19 | 0.006363620 | 9.29 |
| TRANSPORTATION | TEJAS HOT SHOT SERVICE & | 600.88 | 0.006363620 | 3.82 |
| TRANSPORTATION | VIKING INC | 1,095.14 | 0.006363620 | 6.97 |
| TRANSPORTATION | VIKING INC | 1,095.14 | 0.006363620 | 6.97 |

04-01-2020

149

MEWBOURNE OIL COMPANY

Page 94

TOM M RAGSDALE
400 N SAM HOUSTON PARKWAY EAST
SUITE 601
HOUSTON, TX 77060

INVOICE NO.: 202003-15084
INVOICE DATE: 3-31-2020
OWNER: 035904-1
BILLING FOR: March 2020

| REFERENCE/DESCRIPTION OF CHARGES | | GROSS CHARGES | WORKING INTEREST | NET CHARGE |
|--------------------------------------|-------------------------|-------------------|---------------------|------------------|
| TRANSPORTATION | VIKING INC | 365.05 | 0.006363620 | 2.32 |
| TRANSPORTATION | VIKING INC | 365.05 | 0.006363620 | 2.32 |
| WELDING & CONSTRUCTION | MEWBOURNE OIL COMPANY | 193.75 | 0.006363620 | 1.23 |
| Total Intangible Well Cost Cost | | 20,613.32 | | 131.16 |
| <u>Tangible Well Cost</u> | | | | |
| CASING (4.1" - 6.0") | SOONER PIPE LLC | 2,709.29 | 0.006363620 | 17.24 |
| DOWN HOLE DIRECTIONAL EQUIP | BAKER HUGHES OILFIELD | 81,310.28 | 0.006363620 | 517.43 |
| TUBING HEAD & UPPER SECTION | MAN WELDING SERVICE | 2,690.25 | 0.006363620 | 17.12 |
| TUBING HEAD & UPPER SECTION | CAMERON INTERNATIONAL | 1,755.59 | 0.006363620 | 11.17 |
| Total Tangible Well Cost Cost | | 88,465.41 | | 562.96 |
| <u>Equipment Beyond Wellhead</u> | | | | |
| HEATER TREATERS, LINE HEATERS | ENERTECH INDUSTRIES INC | 13,298.32 | 0.006363620 | 84.63 |
| SEPARATION EQUIPMENT | VIKING INC | 20,040.52 | 0.006363620 | 127.53 |
| SEPARATION EQUIPMENT | VIKING INC | 20,040.52 | 0.006363620 | 127.53 |
| SEPARATION EQUIPMENT | VIKING INC | 14,262.58 | 0.006363620 | 90.76 |
| SEPARATION EQUIPMENT | VIKING INC | 14,262.58 | 0.006363620 | 90.76 |
| Total Equipment Beyond Wellhead Cost | | 81,904.52 | | 521.21 |
| 72186000-20 SUBTOTAL | | 190,983.25 | 1,215.33 | |
| PROPERTY 72186000 TOTAL | | 995,608.13 | 6,335.62 | |
| 72186000PREPAYMENTS | | | | -6,335.62 |

04-01-2020

150

MEWBOURNE OIL COMPANY

MEWBOURNE OIL COMPANY
P O BOX 7698
TYLER, TX 75711-7698

TOM M RAGSDALE
400 N SAM HOUSTON PARKWAY EAST
SUITE 601
HOUSTON, TX 77060

INVOICE NO.: 202004-17708
INVOICE DATE: 4-30-2020
OWNER: 035904-1
BILLING FOR: April 2020

BALANCE FORWARD**97,856.44**

| CURRENT PERIOD ADJUSTMENT | | | | AMOUNT |
|---|----------|---------------------|--------------|------------------|
| | | | | 0.00 |
| CURRENT CHARGES | | | | GROSS |
| | | | | INTEREST |
| | | | | NET |
| 62390000 - PRONGHORN 15 B3BO FED COM 1H | TIER: 30 | 30,927.66 | 0.0683747500 | 2,114.66 |
| 62391000 - PRONGHORN 15 B3CN FED COM 1H | TIER: 30 | 33,331.69 | 0.0683747500 | 2,279.06 |
| 62392000 - PRONGHORN 15 B3DM FED COM 1H | TIER: 30 | 13,675.96 | 0.0683747500 | 935.10 |
| 62774000 - IBEX 10 B3MD FED COM 1H | TIER: 20 | 1,977.99 | 0.0519088600 | 102.68 |
| 62774000 - IBEX 10 B3MD FED COM 1H | TIER: 20 | -4,073.47 | 0.0527536400 | -213.12 |
| 62774000 - IBEX 10 B3MD FED COM 1H | TIER: 30 | 90,720.77 | 0.0519088600 | 4,709.25 |
| 62774000 - IBEX 10 B3MD FED COM 1H | TIER: 30 | -63,676.17 | 0.0528000000 | -3,341.56 |
| 62775000 - IBEX 10 B3NC FED COM 1H | TIER: 20 | -2,456.94 | 0.0519088600 | -127.54 |
| 62775000 - IBEX 10 B3NC FED COM 1H | TIER: 20 | 2,456.94 | 0.0527536400 | 129.61 |
| 62775000 - IBEX 10 B3NC FED COM 1H | TIER: 30 | 98,484.30 | 0.0519088600 | 5,112.26 |
| 62775000 - IBEX 10 B3NC FED COM 1H | TIER: 30 | -74,759.25 | 0.0528000000 | -3,927.02 |
| 62776000 - IBEX 10 B3OB FED COM 1H | TIER: 10 | -1,345.46 | 0.0310932000 | -41.83 |
| 62776000 - IBEX 10 B3OB FED COM 1H | TIER: 10 | 1,345.46 | 0.0322507100 | 43.39 |
| 62776000 - IBEX 10 B3OB FED COM 1H | TIER: 20 | -111,966.74 | 0.0310932000 | -3,481.40 |
| 62776000 - IBEX 10 B3OB FED COM 1H | TIER: 20 | 111,966.74 | 0.0322507100 | 3,610.99 |
| 62776000 - IBEX 10 B3OB FED COM 1H | TIER: 30 | 209,054.97 | 0.0311000000 | 6,500.00 |
| 62776000 - IBEX 10 B3OB FED COM 1H | TIER: 30 | -179,457.44 | 0.0322507100 | -5,774.22 |
| 62906000 - GAZELLE 22 B2MD FED COM 2H | TIER: 30 | 20,162.41 | 0.1954981900 | 3,941.66 |
| 62907000 - GAZELLE 22 B2NC FED COM 2H | TIER: 10 | 93,257.37 | 0.0015248400 | 142.21 |
| 62907000 - GAZELLE 22 B2NC FED COM 2H | TIER: 20 | 2,246,110.86 | 0.0015248400 | 3,424.97 |
| 62907000 - GAZELLE 22 B2NC FED COM 2H | TIER: 30 | 280,992.10 | 0.0015248400 | 428.55 |
| 62915000 - CREEDENCE 21/16 W0ED ST COM 2H | TIER: 10 | 6,855.90 | 0.0063636200 | 43.63 |
| 62915000 - CREEDENCE 21/16 W0ED ST COM 2H | TIER: 20 | 3,523.10 | 0.0063636200 | 22.42 |
| 62915000 - CREEDENCE 21/16 W0ED ST COM 2H | TIER: 30 | 94,449.17 | 0.0063636200 | 601.08 |
| 62916000 - CREEDENCE 21/16 W1ED ST COM 1H | TIER: 10 | 3,804.25 | 0.0063636200 | 24.21 |
| 62916000 - CREEDENCE 21/16 W1ED ST COM 1H | TIER: 20 | 3,523.09 | 0.0063636200 | 22.42 |
| 62916000 - CREEDENCE 21/16 W1ED ST COM 1H | TIER: 30 | 97,124.14 | 0.0063636200 | 618.11 |
| 62958000 - GAZELLE 22 B3MD FED COM 1H | TIER: 20 | 8,772.10 | 0.1954981900 | 1,714.94 |
| 62958000 - GAZELLE 22 B3MD FED COM 1H | TIER: 30 | 20,920.43 | 0.1954981900 | 4,089.87 |
| 62959000 - GAZELLE 22 B3NC FED COM 1H | TIER: 10 | 577,552.57 | 0.0015248400 | 880.66 |
| 62959000 - GAZELLE 22 B3NC FED COM 1H | TIER: 20 | 2,410,254.61 | 0.0015248400 | 3,675.28 |
| 62959000 - GAZELLE 22 B3NC FED COM 1H | TIER: 30 | 311,051.19 | 0.0015248400 | 474.41 |
| 72185000 - CREEDENCE 21/16 W0FC ST COM 4H | TIER: 10 | 70,854.74 | 0.0063636200 | 450.91 |
| 72185000 - CREEDENCE 21/16 W0FC ST COM 4H | TIER: 10 | -1,290.32 | 0.0063636200 | -8.21 |
| 72185000 - CREEDENCE 21/16 W0FC ST COM 4H | TIER: 20 | 116,268.43 | 0.0063636200 | 739.87 |
| 72185000 - CREEDENCE 21/16 W0FC ST COM 4H | TIER: 30 | 111.26 | 0.0063636200 | 0.71 |
| 72186000 - CREEDENCE 21/16 W1FC ST COM 3H | TIER: 10 | 70,748.39 | 0.0063636200 | 450.23 |
| 72186000 - CREEDENCE 21/16 W1FC ST COM 3H | TIER: 20 | 113,504.55 | 0.0063636200 | 722.29 |
| 72186000 - CREEDENCE 21/16 W1FC ST COM 3H | TIER: 30 | 111.25 | 0.0063636200 | 0.71 |
| TOTAL CURRENT CHARGES | | 6,704,868.60 | | 31,091.24 |

MEWBOURNE OIL COMPANY

Page 2

TOM M RAGSDALE
400 N SAM HOUSTON PARKWAY EAST
SUITE 601
HOUSTON, TX 77060

INVOICE NO.: 202004-17708
INVOICE DATE: 4-30-2020
OWNER: 035904-1
BILLING FOR: April 2020

APPLIED ADVANCES

| | |
|---|------------------|
| 62915000 - CREEDENCE 21/16 W0ED ST COM 2H | -667.13 |
| 62916000 - CREEDENCE 21/16 W1ED ST COM 1H | -664.74 |
| 72185000 - CREEDENCE 21/16 W0FC ST COM 4H | -1,183.28 |
| 72186000 - CREEDENCE 21/16 W1FC ST COM 3H | -1,173.23 |
| APPLIED ADVANCES TOTAL | -3,688.38 |

| | |
|----------------------|------------------|
| INVOICE TOTAL | 27,402.86 |
|----------------------|------------------|

| | |
|----------------------------|-------------------|
| OUTSTANDING BALANCE | 125,259.30 |
|----------------------------|-------------------|

PLEASE INDICATE INVOICE# 202004-17708
AND ACCOUNT# 035904-1
ON REMITTANCE
PAYMENT DUE 15 DAYS AFTER RECEIPT OF INVOICE PAYABLE IN US DOLLARS

FOR INQUIRIES, PLEASE CONTACT (903) 561-2900

MEWBOURNE OIL COMPANY

Page 3

TOM M RAGSDALE
400 N SAM HOUSTON PARKWAY EAST
SUITE 601
HOUSTON, TX 77060

INVOICE NO.: 202004-17708

INVOICE DATE: 4-30-2020

OWNER: 035904-1

BILLING FOR: April 2020

| REFERENCE/DESCRIPTION OF CHARGES | | GROSS CHARGES | WORKING INTEREST | NET CHARGE |
|--|-----------------------------|------------------|---------------------|---------------|
| PROPERTY: 62390000 62390000-30 PRONGHORN 15 B3BO FED COM 1H | | | | |
| <u>Lease Operating Expense</u> | | | | |
| CHEMICALS-WATER TREATING | IMPERATIVE CHEMICAL PART | 261.69 | 0.068374750 | 17.89 |
| COMPANY SUPERVISION | MEWBOURNE OIL COMPANY | 312.50 | 0.068374750 | 21.37 |
| COMPANY SUPERVISION | MEWBOURNE OIL COMPANY | 625.00 | 0.068374750 | 42.73 |
| COMPRESSOR RENTAL/SERVICES | GRAVITY OILFIELD SERVICES | 28.25 | 0.068374750 | 1.93 |
| COMPRESSOR RENTAL/SERVICES | GRAVITY OILFIELD SERVICES | 28.25 | 0.068374750 | 1.93 |
| COMPRESSOR RENTAL/SERVICES | GRAVITY OILFIELD SERVICES | 303.68 | 0.068374750 | 20.76 |
| COMPRESSOR RENTAL/SERVICES | GRAVITY OILFIELD SERVICES | 284.08 | 0.068374750 | 19.42 |
| COMPRESSOR RENTAL/SERVICES | GRAVITY OILFIELD SERVICES | 26.43 | 0.068374750 | 1.81 |
| COMPRESSOR RENTAL/SERVICES | GRAVITY OILFIELD SERVICES | 121.54 | 0.068374750 | 8.31 |
| COMPRESSOR RENTAL/SERVICES | GRAVITY OILFIELD SERVICES | 28.25 | 0.068374750 | 1.93 |
| CONTRACT SUPERVISION | PACE OILFIELD SERVICES INC | 116.53 | 0.068374750 | 7.97 |
| CONTRACT SUPERVISION | PACE OILFIELD SERVICES INC | 423.86 | 0.068374750 | 28.98 |
| CONTRACT SUPERVISION | PACE OILFIELD SERVICES INC | 423.86 | 0.068374750 | 28.98 |
| CONTRACT SUPERVISION | PACE OILFIELD SERVICES INC | 41.21 | 0.068374750 | 2.82 |
| CONTRACT SUPERVISION | PACE OILFIELD SERVICES INC | 423.86 | 0.068374750 | 28.98 |
| CONTRACT SUPERVISION | PACE OILFIELD SERVICES INC | 423.86 | 0.068374750 | 28.98 |
| CONTRACT SUPERVISION | SUNDOWN ENVIRO LLC | 1,012.00 | 0.068374750 | 69.20 |
| CONTRACT SUPERVISION | SUNDOWN ENVIRO LLC | 47.33 | 0.068374750 | 3.24 |
| LEASE MAINTENANCE | BAKER HUGHES OILFIELD | 25.76 | 0.068374750 | 1.76 |
| LEASE MAINTENANCE | BAKER HUGHES OILFIELD | 40.80 | 0.068374750 | 2.79 |
| LEASE MAINTENANCE | AMERICAN MILLENNIUM COR | 26.01 | 0.068374750 | 1.78 |
| LEASE MAINTENANCE | 7B ROUSTABOUT LLC | 660.00 | 0.068374750 | 45.13 |
| LEASE MAINTENANCE | 7B ROUSTABOUT LLC | 660.00 | 0.068374750 | 45.13 |
| LEASE MAINTENANCE | 7B ROUSTABOUT LLC | 825.00 | 0.068374750 | 56.41 |
| LEASE MAINTENANCE | K&S OILFIELD SUPPLIES LLC | 130.88 | 0.068374750 | 8.95 |
| LEASE MAINTENANCE | K&S OILFIELD SUPPLIES LLC | 2,688.73 | 0.068374750 | 183.84 |
| LEASE MAINTENANCE | K&S OILFIELD SUPPLIES LLC | 39.52 | 0.068374750 | 2.70 |
| LEASE MAINTENANCE | G&A FABRICATION LLC | 3,432.56 | 0.068374750 | 234.70 |
| LEASE MAINTENANCE | TURNCO ENTERPRISES LLC | 18.27 | 0.068374750 | 1.25 |
| LEASE MAINTENANCE | TURNCO ENTERPRISES LLC | 25.58 | 0.068374750 | 1.75 |
| LEASE MAINTENANCE | TURNCO ENTERPRISES LLC | 39.62 | 0.068374750 | 2.71 |
| LEASE MAINTENANCE | TURNCO ENTERPRISES LLC | 21.92 | 0.068374750 | 1.50 |
| LEASE MAINTENANCE | INGRAM PROFESSIONAL SERV | 4,184.93 | 0.068374750 | 286.14 |
| LEASE MAINTENANCE | TRINITY OILFIELD SERVICES & | 1,192.15 | 0.068374750 | 81.51 |
| LEASE MAINTENANCE | EP&S LLC | 35.37 | 0.068374750 | 2.42 |
| LEASE MAINTENANCE | EP&S LLC | 141.63 | 0.068374750 | 9.68 |
| LEASE MAINTENANCE | EP&S LLC | 21.88 | 0.068374750 | 1.50 |
| LEASE MAINTENANCE | EP&S LLC | 8.39 | 0.068374750 | 0.57 |
| LEASE MAINTENANCE | TRIPOINT OIL & GAS PRODUC | -83.48 | 0.068374750 | -5.71 |
| LEASE MAINTENANCE | MEWBOURNE OIL COMPANY | 775.00 | 0.068374750 | 52.99 |

05-01-2020

153

MEWBOURNE OIL COMPANY

Page 4

TOM M RAGSDALE
400 N SAM HOUSTON PARKWAY EAST
SUITE 601
HOUSTON, TX 77060

INVOICE NO.: 202004-17708

INVOICE DATE: 4-30-2020

OWNER: 035904-1

BILLING FOR: April 2020

| REFERENCE/DESCRIPTION OF CHARGES | | GROSS CHARGES | WORKING INTEREST | NET CHARGE |
|------------------------------------|-----------------------------|---------------|------------------|------------|
| LEASE MAINTENANCE | MEWBOURNE OIL COMPANY | 713.00 | 0.068374750 | 48.75 |
| MISCELLANEOUS EQUIPMENT RENTAL | MEWBOURNE OIL COMPANY | 260.40 | 0.068374750 | 17.80 |
| MISCELLANEOUS EQUIPMENT RENTAL | D&H TRUCKING | 161.78 | 0.068374750 | 11.06 |
| OVERHEAD-FIXED RATE | MEWBOURNE OIL COMPANY | 856.29 | 0.068374750 | 58.55 |
| PROFESSIONAL SERVICES | PRICE ENERGY CONSULTING I | 300.00 | 0.068374750 | 20.51 |
| PUMPING | MEWBOURNE OIL COMPANY | 875.00 | 0.068374750 | 59.83 |
| PUMPING | MEWBOURNE OIL COMPANY | 656.25 | 0.068374750 | 44.87 |
| SALT WATER DISPOSAL | OWL SWD OPERATING LLC | 4,745.22 | 0.068374750 | 324.45 |
| SALT WATER DISPOSAL | LIMESTONE BASIN PROPERTIE | 312.33 | 0.068374750 | 21.36 |
| SITE RESTORATION & EXCAVATION | TRINITY OILFIELD SERVICES & | 1,531.19 | 0.068374750 | 104.70 |
| WELL/LEASE INSURANCE | LOCKTON COMPANIES LLC | 673.50 | 0.068374750 | 46.05 |
| Total Lease Operating Expense Cost | | 30,927.66 | | 2,114.66 |

62390000-30 SUBTOTAL

30,927.66

2,114.66

PROPERTY 62390000 TOTAL

30,927.66

2,114.66

PROPERTY: 62391000 62391000-30 PRONGHORN 15 B3CN FED COM 1H

Lease Operating Expense

| | | | | |
|----------------------------|---------------------------|----------|-------------|--------|
| CHEMICALS-WATER TREATING | IMPERATIVE CHEMICAL PART | 166.83 | 0.068374750 | 11.41 |
| COMPANY SUPERVISION | MEWBOURNE OIL COMPANY | 2,500.00 | 0.068374750 | 170.94 |
| COMPRESSOR MAINTENANCE | G&A FABRICATION LLC | 219.58 | 0.068374750 | 15.01 |
| COMPRESSOR MAINTENANCE | G&A FABRICATION LLC | 68.37 | 0.068374750 | 4.67 |
| COMPRESSOR RENTAL/SERVICES | KODIAK GAS SERVICES LLC | 1,336.10 | 0.068374750 | 91.36 |
| COMPRESSOR RENTAL/SERVICES | KODIAK GAS SERVICES LLC | 5,802.51 | 0.068374750 | 396.75 |
| COMPRESSOR RENTAL/SERVICES | GRAVITY OILFIELD SERVICES | 17.08 | 0.068374750 | 1.17 |
| COMPRESSOR RENTAL/SERVICES | GRAVITY OILFIELD SERVICES | 17.08 | 0.068374750 | 1.17 |
| COMPRESSOR RENTAL/SERVICES | GRAVITY OILFIELD SERVICES | 183.62 | 0.068374750 | 12.56 |
| COMPRESSOR RENTAL/SERVICES | GRAVITY OILFIELD SERVICES | 171.77 | 0.068374750 | 11.74 |
| COMPRESSOR RENTAL/SERVICES | GRAVITY OILFIELD SERVICES | 15.98 | 0.068374750 | 1.09 |
| COMPRESSOR RENTAL/SERVICES | GRAVITY OILFIELD SERVICES | 73.49 | 0.068374750 | 5.02 |
| COMPRESSOR RENTAL/SERVICES | GRAVITY OILFIELD SERVICES | 17.08 | 0.068374750 | 1.17 |
| LEASE MAINTENANCE | BAKER HUGHES OILFIELD | 8.94 | 0.068374750 | 0.61 |
| LEASE MAINTENANCE | BAKER HUGHES OILFIELD | 14.15 | 0.068374750 | 0.97 |
| LEASE MAINTENANCE | JW OILFIELD HAULING INC | 2,018.76 | 0.068374750 | 138.03 |
| LEASE MAINTENANCE | KEYSTONE PUMP & SUPPLY LI | 3,153.20 | 0.068374750 | 215.60 |
| LEASE MAINTENANCE | K&S OILFIELD SUPPLIES LLC | 130.76 | 0.068374750 | 8.94 |
| LEASE MAINTENANCE | JUSTIN WILSON | 1,995.01 | 0.068374750 | 136.41 |
| LEASE MAINTENANCE | TURNCO ENTERPRISES LLC | 190.00 | 0.068374750 | 12.99 |
| LEASE MAINTENANCE | TURNCO ENTERPRISES LLC | 18.27 | 0.068374750 | 1.25 |
| LEASE MAINTENANCE | TURNCO ENTERPRISES LLC | 25.58 | 0.068374750 | 1.75 |
| LEASE MAINTENANCE | TURNCO ENTERPRISES LLC | 39.61 | 0.068374750 | 2.71 |
| LEASE MAINTENANCE | TURNCO ENTERPRISES LLC | 21.92 | 0.068374750 | 1.50 |
| LEASE MAINTENANCE | INGRAM PROFESSIONAL SERV | 1,598.99 | 0.068374750 | 109.33 |

05-01-2020

154

MEWBOURNE OIL COMPANY

Page 5

TOM M RAGSDALE
400 N SAM HOUSTON PARKWAY EAST
SUITE 601
HOUSTON, TX 77060

INVOICE NO.: 202004-17708

INVOICE DATE: 4-30-2020

OWNER: 035904-1

BILLING FOR: April 2020

| REFERENCE/DESCRIPTION OF CHARGES | | GROSS CHARGES | WORKING INTEREST | NET CHARGE |
|------------------------------------|-----------------------------|------------------|------------------|-----------------|
| LEASE MAINTENANCE | TRINITY OILFIELD SERVICES & | 1,645.80 | 0.068374750 | 112.53 |
| LEASE MAINTENANCE | TRINITY OILFIELD SERVICES & | 880.93 | 0.068374750 | 60.23 |
| LEASE MAINTENANCE | EP&S LLC | 35.36 | 0.068374750 | 2.42 |
| LEASE MAINTENANCE | EP&S LLC | 141.63 | 0.068374750 | 9.68 |
| LEASE MAINTENANCE | EP&S LLC | 21.87 | 0.068374750 | 1.50 |
| LEASE MAINTENANCE | EP&S LLC | 8.39 | 0.068374750 | 0.57 |
| LEASE MAINTENANCE | WILDCAT PUMP & ENGINE REI | 714.21 | 0.068374750 | 48.83 |
| LEASE MAINTENANCE | WILDCAT PUMP & ENGINE REI | 901.43 | 0.068374750 | 61.63 |
| LEASE MAINTENANCE | WILDCAT PUMP & ENGINE REI | 183.48 | 0.068374750 | 12.55 |
| LEASE MAINTENANCE | AY TRUCKING INC | 197.11 | 0.068374750 | 13.48 |
| LEASE MAINTENANCE | MEWBOURNE OIL COMPANY | 775.00 | 0.068374750 | 52.99 |
| LEASE MAINTENANCE | MEWBOURNE OIL COMPANY | 782.75 | 0.068374750 | 53.52 |
| MISCELLANEOUS EQUIPMENT RENTAL | MEWBOURNE OIL COMPANY | 260.40 | 0.068374750 | 17.80 |
| OVERHEAD-FIXED RATE | MEWBOURNE OIL COMPANY | 856.29 | 0.068374750 | 58.55 |
| PROFESSIONAL SERVICES | PRICE ENERGY CONSULTING I | 150.00 | 0.068374750 | 10.26 |
| PUMPING | MEWBOURNE OIL COMPANY | 875.00 | 0.068374750 | 59.83 |
| PUMPING | MEWBOURNE OIL COMPANY | 656.25 | 0.068374750 | 44.87 |
| SALT WATER DISPOSAL | OWL SWD OPERATING LLC | 2,816.60 | 0.068374750 | 192.59 |
| SALT WATER DISPOSAL | LIMESTONE BASIN PROPERTIE | 185.40 | 0.068374750 | 12.68 |
| SITE RESTORATION & EXCAVATION | TRINITY OILFIELD SERVICES & | 765.61 | 0.068374750 | 52.35 |
| WELL/LEASE INSURANCE | LOCKTON COMPANIES LLC | 673.50 | 0.068374750 | 46.05 |
| Total Lease Operating Expense Cost | | 33,331.69 | | 2,279.06 |
| 62391000-30 SUBTOTAL | | 33,331.69 | | 2,279.06 |
| PROPERTY 62391000 TOTAL | | 33,331.69 | | 2,279.06 |

PROPERTY: 62392000 62392000-30 PRONGHORN 15 B3DM FED COM 1HLease Operating Expense

| | | | | |
|----------------------------|---------------------------|--------|-------------|-------|
| CHEMICALS-WATER TREATING | IMPERATIVE CHEMICAL PART | 166.83 | 0.068374750 | 11.41 |
| COMPRESSOR MAINTENANCE | G&A FABRICATION LLC | 219.64 | 0.068374750 | 15.02 |
| COMPRESSOR MAINTENANCE | G&A FABRICATION LLC | 68.41 | 0.068374750 | 4.68 |
| COMPRESSOR RENTAL/SERVICES | GRAVITY OILFIELD SERVICES | 19.05 | 0.068374750 | 1.30 |
| COMPRESSOR RENTAL/SERVICES | GRAVITY OILFIELD SERVICES | 19.05 | 0.068374750 | 1.30 |
| COMPRESSOR RENTAL/SERVICES | GRAVITY OILFIELD SERVICES | 204.80 | 0.068374750 | 14.01 |
| COMPRESSOR RENTAL/SERVICES | GRAVITY OILFIELD SERVICES | 191.58 | 0.068374750 | 13.10 |
| COMPRESSOR RENTAL/SERVICES | GRAVITY OILFIELD SERVICES | 17.82 | 0.068374750 | 1.22 |
| COMPRESSOR RENTAL/SERVICES | GRAVITY OILFIELD SERVICES | 81.97 | 0.068374750 | 5.60 |
| COMPRESSOR RENTAL/SERVICES | GRAVITY OILFIELD SERVICES | 19.05 | 0.068374750 | 1.30 |
| LEASE MAINTENANCE | BAKER HUGHES OILFIELD | 11.56 | 0.068374750 | 0.79 |
| LEASE MAINTENANCE | BAKER HUGHES OILFIELD | 18.31 | 0.068374750 | 1.25 |
| LEASE MAINTENANCE | K&S OILFIELD SUPPLIES LLC | 130.84 | 0.068374750 | 8.95 |
| LEASE MAINTENANCE | TURNCO ENTERPRISES LLC | 190.00 | 0.068374750 | 12.99 |
| LEASE MAINTENANCE | TURNCO ENTERPRISES LLC | 18.27 | 0.068374750 | 1.25 |

05-01-2020

155

MEWBOURNE OIL COMPANY

Page 6

TOM M RAGSDALE
400 N SAM HOUSTON PARKWAY EAST
SUITE 601
HOUSTON, TX 77060

INVOICE NO.: 202004-17708

INVOICE DATE: 4-30-2020

OWNER: 035904-1

BILLING FOR: April 2020

| REFERENCE/DESCRIPTION OF CHARGES | | GROSS CHARGES | WORKING INTEREST | NET CHARGE |
|------------------------------------|-----------------------------|---------------|------------------|------------|
| LEASE MAINTENANCE | TURNCO ENTERPRISES LLC | 25.58 | 0.068374750 | 1.75 |
| LEASE MAINTENANCE | TURNCO ENTERPRISES LLC | 39.62 | 0.068374750 | 2.71 |
| LEASE MAINTENANCE | TURNCO ENTERPRISES LLC | 21.92 | 0.068374750 | 1.50 |
| LEASE MAINTENANCE | INGRAM PROFESSIONAL SERV | 1,599.02 | 0.068374750 | 109.33 |
| LEASE MAINTENANCE | EP&S LLC | 35.37 | 0.068374750 | 2.42 |
| LEASE MAINTENANCE | EP&S LLC | 141.63 | 0.068374750 | 9.68 |
| LEASE MAINTENANCE | EP&S LLC | 21.88 | 0.068374750 | 1.50 |
| LEASE MAINTENANCE | EP&S LLC | 8.39 | 0.068374750 | 0.57 |
| LEASE MAINTENANCE | WILDCAT PUMP & ENGINE REI | 714.22 | 0.068374750 | 48.84 |
| LEASE MAINTENANCE | WILDCAT PUMP & ENGINE REI | 901.45 | 0.068374750 | 61.63 |
| LEASE MAINTENANCE | WILDCAT PUMP & ENGINE REI | 183.49 | 0.068374750 | 12.55 |
| LEASE MAINTENANCE | AY TRUCKING INC | 197.11 | 0.068374750 | 13.48 |
| LEASE MAINTENANCE | MEWBOURNE OIL COMPANY | 255.75 | 0.068374750 | 17.49 |
| MISCELLANEOUS EQUIPMENT RENTAL | MEWBOURNE OIL COMPANY | 260.40 | 0.068374750 | 17.80 |
| OVERHEAD-FIXED RATE | MEWBOURNE OIL COMPANY | 856.32 | 0.068374750 | 58.55 |
| PROFESSIONAL SERVICES | PRICE ENERGY CONSULTING I | 150.00 | 0.068374750 | 10.26 |
| PUMPING | MEWBOURNE OIL COMPANY | 875.00 | 0.068374750 | 59.83 |
| PUMPING | MEWBOURNE OIL COMPANY | 656.25 | 0.068374750 | 44.87 |
| SALT WATER DISPOSAL | OWL SWD OPERATING LLC | 3,195.64 | 0.068374750 | 218.50 |
| SALT WATER DISPOSAL | LIMESTONE BASIN PROPERTIE | 210.36 | 0.068374750 | 14.38 |
| SITE RESTORATION & EXCAVATION | TRINITY OILFIELD SERVICES & | 1,275.88 | 0.068374750 | 87.24 |
| WELL/LEASE INSURANCE | LOCKTON COMPANIES LLC | 673.50 | 0.068374750 | 46.05 |
| Total Lease Operating Expense Cost | | 13,675.96 | | 935.10 |

62392000-30 SUBTOTAL

13,675.96

935.10

PROPERTY 62392000 TOTAL

13,675.96

935.10

PROPERTY: 62774000 62774000-20 IBEX 10 B3MD FED COM 1H

Intangible Well Cost

| | | | | |
|---------------------------------|-----------------------|-----------|-------------|---------|
| OVERHEAD FIXED RATE | MEWBOURNE OIL COMPANY | -2,095.48 | 0.051908860 | -108.77 |
| Total Intangible Well Cost Cost | | -2,095.48 | | -108.77 |

Equipment Beyond Wellhead

| | | | | |
|--------------------------------------|--------------------------|-----------|-------------|---------|
| ELECTRICAL INSTALLATIONS | INGRAM PROFESSIONAL SERV | -46.79 | 0.052753640 | -2.47 |
| ELECTRICAL INSTALLATIONS | INGRAM PROFESSIONAL SERV | -1,931.20 | 0.052753640 | -101.88 |
| ELECTRICAL INSTALLATIONS | INGRAM PROFESSIONAL SERV | 46.79 | 0.051908860 | 2.43 |
| ELECTRICAL INSTALLATIONS | INGRAM PROFESSIONAL SERV | 1,931.20 | 0.051908860 | 100.25 |
| Total Equipment Beyond Wellhead Cost | | 0.00 | | -1.67 |

62774000-20 SUBTOTAL

-2,095.48

-110.44

PROPERTY: 62774000 62774000-30 IBEX 10 B3MD FED COM 1H

Lease Operating Expense

05-01-2020

156

MEWBOURNE OIL COMPANY

Page 7

TOM M RAGSDALE
400 N SAM HOUSTON PARKWAY EAST
SUITE 601
HOUSTON, TX 77060

INVOICE NO.: 202004-17708

INVOICE DATE: 4-30-2020

OWNER: 035904-1

BILLING FOR: April 2020

| REFERENCE/DESCRIPTION OF CHARGES | | GROSS CHARGES | WORKING INTEREST | NET CHARGE |
|----------------------------------|----------------------------|------------------|---------------------|---------------|
| COMPRESSOR MAINTENANCE | G&A FABRICATION LLC | -467.75 | 0.051908860 | -24.28 |
| CONTRACT SUPERVISION | PACE OILFIELD SERVICES INC | -28.90 | 0.051908860 | -1.50 |
| CONTRACT SUPERVISION | PACE OILFIELD SERVICES INC | -291.50 | 0.051908860 | -15.13 |
| CONTRACT SUPERVISION | PACE OILFIELD SERVICES INC | -291.50 | 0.051908860 | -15.13 |
| FUEL, POWER & ELECTRICAL | XCEL ENERGY | -946.15 | 0.051908860 | -49.11 |
| LEASE MAINTENANCE | SUNDANCE SERVICES INC | -34.05 | 0.051908860 | -1.77 |
| LEASE MAINTENANCE | K&S OILFIELD SUPPLIES LLC | -888.97 | 0.051908860 | -46.15 |
| LEASE MAINTENANCE | K&S OILFIELD SUPPLIES LLC | -447.89 | 0.051908860 | -23.25 |
| LEASE MAINTENANCE | K&S OILFIELD SUPPLIES LLC | -1,566.90 | 0.051908860 | -81.34 |
| LEASE MAINTENANCE | K&S OILFIELD SUPPLIES LLC | -387.32 | 0.051908860 | -20.10 |
| LEASE MAINTENANCE | K&S OILFIELD SUPPLIES LLC | -5,524.03 | 0.051908860 | -286.74 |
| LEASE MAINTENANCE | TURNCO ENTERPRISES LLC | -142.50 | 0.051908860 | -7.40 |
| LEASE MAINTENANCE | TURNCO ENTERPRISES LLC | -10.96 | 0.051908860 | -0.57 |
| LEASE MAINTENANCE | TURNCO ENTERPRISES LLC | -190.00 | 0.051908860 | -9.86 |
| LEASE MAINTENANCE | EP&S LLC | -24.30 | 0.051908860 | -1.26 |
| LEASE MAINTENANCE | TRIPOINT OIL & GAS PRODUCT | -915.56 | 0.051908860 | -47.52 |
| LEASE MAINTENANCE | TANKLOGIX LLC | -347.91 | 0.051908860 | -18.06 |
| LEASE MAINTENANCE | TANKLOGIX LLC | -209.91 | 0.051908860 | -10.89 |
| LEASE MAINTENANCE | TANKLOGIX LLC | -140.81 | 0.051908860 | -7.31 |
| LEASE MAINTENANCE | TANKLOGIX LLC | -1,319.20 | 0.051908860 | -68.48 |
| LEASE MAINTENANCE | AY TRUCKING INC | -12.13 | 0.051908860 | -0.63 |
| LEASE MAINTENANCE | AY TRUCKING INC | -15.16 | 0.051908860 | -0.78 |
| LEASE MAINTENANCE | MEWBOURNE OIL COMPANY | -193.75 | 0.051908860 | -10.06 |
| LEASE MAINTENANCE | ECOTEST ENERGY SERVICES I | -2,189.13 | 0.051908860 | -113.64 |
| SALT WATER DISPOSAL | NGL WATER SOLUTIONS PERM | -4,284.95 | 0.051908860 | -222.43 |
| COMPRESSOR MAINTENANCE | G&A FABRICATION LLC | -566.02 | 0.052753640 | -29.86 |
| COMPRESSOR RENTAL/SERVICES | AUTOMATED WELLHEAD COM | -4,642.00 | 0.052753640 | -244.88 |
| CONTRACT SUPERVISION | PACE OILFIELD SERVICES INC | -291.50 | 0.052753640 | -15.38 |
| CONTRACT SUPERVISION | PACE OILFIELD SERVICES INC | -291.50 | 0.052753640 | -15.38 |
| FUEL, POWER & ELECTRICAL | PILOT THOMAS LOGISTICS LL | -98.71 | 0.052753640 | -5.21 |
| FUEL, POWER & ELECTRICAL | PILOT THOMAS LOGISTICS LL | -66.16 | 0.052753640 | -3.49 |
| LEASE MAINTENANCE | K&S OILFIELD SUPPLIES LLC | -446.30 | 0.052753640 | -23.55 |
| LEASE MAINTENANCE | TURNCO ENTERPRISES LLC | -190.00 | 0.052753640 | -10.02 |
| PUMPING | MEWBOURNE OIL COMPANY | -875.00 | 0.052753640 | -46.16 |
| PUMPING | MEWBOURNE OIL COMPANY | -656.25 | 0.052753640 | -34.62 |
| SALT WATER DISPOSAL | LIMESTONE BASIN PROPERTIE | -362.95 | 0.052753640 | -19.15 |
| OVERHEAD-FIXED RATE | MEWBOURNE OIL COMPANY | -837.60 | 0.052800000 | -44.19 |
| OVERHEAD-FIXED RATE | MEWBOURNE OIL COMPANY | 837.60 | 0.051900000 | 43.48 |
| COMPRESSOR MAINTENANCE | G&A FABRICATION LLC | 467.75 | 0.051908860 | 24.28 |
| COMPRESSOR MAINTENANCE | G&A FABRICATION LLC | 566.02 | 0.051908860 | 29.38 |
| COMPRESSOR RENTAL/SERVICES | AUTOMATED WELLHEAD COM | 4,642.00 | 0.051908860 | 240.96 |
| CONTRACT SUPERVISION | PACE OILFIELD SERVICES INC | 28.90 | 0.051908860 | 1.50 |

05-01-2020

157

MEWBOURNE OIL COMPANY

Page 8

TOM M RAGSDALE
400 N SAM HOUSTON PARKWAY EAST
SUITE 601
HOUSTON, TX 77060

INVOICE NO.: 202004-17708

INVOICE DATE: 4-30-2020

OWNER: 035904-1

BILLING FOR: April 2020

| REFERENCE/DESCRIPTION OF CHARGES | | GROSS CHARGES | WORKING INTEREST | NET CHARGE |
|------------------------------------|----------------------------|------------------|---------------------|---------------|
| CONTRACT SUPERVISION | PACE OILFIELD SERVICES INC | 291.50 | 0.051908860 | 15.13 |
| CONTRACT SUPERVISION | PACE OILFIELD SERVICES INC | 291.50 | 0.051908860 | 15.13 |
| CONTRACT SUPERVISION | PACE OILFIELD SERVICES INC | 291.50 | 0.051908860 | 15.13 |
| CONTRACT SUPERVISION | PACE OILFIELD SERVICES INC | 291.50 | 0.051908860 | 15.13 |
| FUEL, POWER & ELECTRICAL | XCEL ENERGY | 946.15 | 0.051908860 | 49.11 |
| FUEL, POWER & ELECTRICAL | PILOT THOMAS LOGISTICS LL | 98.71 | 0.051908860 | 5.13 |
| FUEL, POWER & ELECTRICAL | PILOT THOMAS LOGISTICS LL | 66.16 | 0.051908860 | 3.43 |
| LEASE MAINTENANCE | SUNDANCE SERVICES INC | 34.05 | 0.051908860 | 1.77 |
| LEASE MAINTENANCE | K&S OILFIELD SUPPLIES LLC | 888.97 | 0.051908860 | 46.15 |
| LEASE MAINTENANCE | K&S OILFIELD SUPPLIES LLC | 447.89 | 0.051908860 | 23.25 |
| LEASE MAINTENANCE | K&S OILFIELD SUPPLIES LLC | 1,566.90 | 0.051908860 | 81.34 |
| LEASE MAINTENANCE | K&S OILFIELD SUPPLIES LLC | 387.32 | 0.051908860 | 20.10 |
| LEASE MAINTENANCE | K&S OILFIELD SUPPLIES LLC | 5,524.03 | 0.051908860 | 286.74 |
| LEASE MAINTENANCE | K&S OILFIELD SUPPLIES LLC | 446.30 | 0.051908860 | 23.17 |
| LEASE MAINTENANCE | TURNCO ENTERPRISES LLC | 142.50 | 0.051908860 | 7.40 |
| LEASE MAINTENANCE | TURNCO ENTERPRISES LLC | 10.96 | 0.051908860 | 0.57 |
| LEASE MAINTENANCE | TURNCO ENTERPRISES LLC | 190.00 | 0.051908860 | 9.86 |
| LEASE MAINTENANCE | TURNCO ENTERPRISES LLC | 190.00 | 0.051908860 | 9.86 |
| LEASE MAINTENANCE | EP&S LLC | 24.30 | 0.051908860 | 1.26 |
| LEASE MAINTENANCE | TRIPOINT OIL & GAS PRODUCT | 915.56 | 0.051908860 | 47.52 |
| LEASE MAINTENANCE | TANKLOGIX LLC | 347.91 | 0.051908860 | 18.06 |
| LEASE MAINTENANCE | TANKLOGIX LLC | 209.91 | 0.051908860 | 10.89 |
| LEASE MAINTENANCE | TANKLOGIX LLC | 140.81 | 0.051908860 | 7.31 |
| LEASE MAINTENANCE | TANKLOGIX LLC | 1,319.20 | 0.051908860 | 68.48 |
| LEASE MAINTENANCE | AY TRUCKING INC | 12.13 | 0.051908860 | 0.63 |
| LEASE MAINTENANCE | AY TRUCKING INC | 15.16 | 0.051908860 | 0.78 |
| LEASE MAINTENANCE | MEWBOURNE OIL COMPANY | 193.75 | 0.051908860 | 10.06 |
| LEASE MAINTENANCE | ECOTEST ENERGY SERVICES I | 2,189.13 | 0.051908860 | 113.64 |
| PUMPING | MEWBOURNE OIL COMPANY | 875.00 | 0.051908860 | 45.42 |
| PUMPING | MEWBOURNE OIL COMPANY | 656.25 | 0.051908860 | 34.07 |
| SALT WATER DISPOSAL | NGL WATER SOLUTIONS PERM | 4,284.95 | 0.051908860 | 222.43 |
| SALT WATER DISPOSAL | LIMESTONE BASIN PROPERTIE | 362.95 | 0.051908860 | 18.84 |
| Total Lease Operating Expense Cost | | 0.00 | | -7.89 |

Lease Operating Expense

| | | | | |
|----------------------------|----------------------------|-----------|-------------|---------|
| COMPANY SUPERVISION | MEWBOURNE OIL COMPANY | -2,500.00 | 0.052753640 | -131.88 |
| COMPANY SUPERVISION | MEWBOURNE OIL COMPANY | -425.00 | 0.052753640 | -22.42 |
| COMPRESSOR MAINTENANCE | G&A FABRICATION LLC | -64.99 | 0.052753640 | -3.43 |
| COMPRESSOR RENTAL/SERVICES | R360 ENVIRONMENTAL SOLUT | -660.85 | 0.052753640 | -34.87 |
| COMPRESSOR RENTAL/SERVICES | BASELINE ENERGY SERVICES | -90.48 | 0.052753640 | -4.77 |
| COMPRESSOR RENTAL/SERVICES | AUTOMATED WELLHEAD COM | -3,640.28 | 0.052753640 | -192.04 |
| CONTRACT SUPERVISION | PACE OILFIELD SERVICES INC | -291.50 | 0.052753640 | -15.38 |

05-01-2020

158

MEWBOURNE OIL COMPANY

Page 9

TOM M RAGSDALE
400 N SAM HOUSTON PARKWAY EAST
SUITE 601
HOUSTON, TX 77060

INVOICE NO.: 202004-17708

INVOICE DATE: 4-30-2020

OWNER: 035904-1

BILLING FOR: April 2020

| REFERENCE/DESCRIPTION OF CHARGES | | GROSS CHARGES | WORKING INTEREST | NET CHARGE |
|----------------------------------|-----------------------------|------------------|---------------------|---------------|
| CONTRACT SUPERVISION | PACE OILFIELD SERVICES INC | -291.50 | 0.052753640 | -15.38 |
| CONTRACT SUPERVISION | PACE OILFIELD SERVICES INC | -291.50 | 0.052753640 | -15.38 |
| CONTRACT SUPERVISION | PACE OILFIELD SERVICES INC | -291.50 | 0.052753640 | -15.38 |
| CONTRACT SUPERVISION | PACE OILFIELD SERVICES INC | -43.42 | 0.052753640 | -2.29 |
| FUEL, POWER & ELECTRICAL | XCEL ENERGY | -924.16 | 0.052753640 | -48.75 |
| FUEL, POWER & ELECTRICAL | XCEL ENERGY | -487.79 | 0.052753640 | -25.73 |
| FUEL, POWER & ELECTRICAL | PILOT THOMAS LOGISTICS LL | -71.63 | 0.052753640 | -3.78 |
| FUEL, POWER & ELECTRICAL | PILOT THOMAS LOGISTICS LL | -66.42 | 0.052753640 | -3.50 |
| FUEL, POWER & ELECTRICAL | PILOT THOMAS LOGISTICS LL | -189.96 | 0.052753640 | -10.02 |
| FUEL, POWER & ELECTRICAL | PILOT THOMAS LOGISTICS LL | -57.41 | 0.052753640 | -3.03 |
| LEASE MAINTENANCE | BAKER HUGHES OILFIELD | -900.46 | 0.052753640 | -47.50 |
| LEASE MAINTENANCE | AMERICAN MILLENNIUM COR | -29.75 | 0.052753640 | -1.57 |
| LEASE MAINTENANCE | KEYSTONE PUMP & SUPPLY LI | -147.82 | 0.052753640 | -7.80 |
| LEASE MAINTENANCE | 7B ROUSTABOUT LLC | -510.00 | 0.052753640 | -26.91 |
| LEASE MAINTENANCE | 7B ROUSTABOUT LLC | -765.00 | 0.052753640 | -40.36 |
| LEASE MAINTENANCE | 7B ROUSTABOUT LLC | -130.00 | 0.052753640 | -6.86 |
| LEASE MAINTENANCE | 7B ROUSTABOUT LLC | -130.00 | 0.052753640 | -6.86 |
| LEASE MAINTENANCE | K&S OILFIELD SUPPLIES LLC | -64.81 | 0.052753640 | -3.42 |
| LEASE MAINTENANCE | TURNCO ENTERPRISES LLC | -142.50 | 0.052753640 | -7.52 |
| LEASE MAINTENANCE | TURNCO ENTERPRISES LLC | -142.50 | 0.052753640 | -7.52 |
| LEASE MAINTENANCE | TURNCO ENTERPRISES LLC | -95.00 | 0.052753640 | -5.01 |
| LEASE MAINTENANCE | TURNCO ENTERPRISES LLC | -95.00 | 0.052753640 | -5.01 |
| LEASE MAINTENANCE | TURNCO ENTERPRISES LLC | -66.50 | 0.052753640 | -3.51 |
| LEASE MAINTENANCE | TRINITY OILFIELD SERVICES & | -237.38 | 0.052753640 | -12.52 |
| LEASE MAINTENANCE | TRINITY OILFIELD SERVICES & | -1,302.49 | 0.052753640 | -68.71 |
| LEASE MAINTENANCE | EP&S LLC | -6.09 | 0.052753640 | -0.32 |
| LEASE MAINTENANCE | EP&S LLC | -37.27 | 0.052753640 | -1.97 |
| LEASE MAINTENANCE | EP&S LLC | -9.25 | 0.052753640 | -0.49 |
| LEASE MAINTENANCE | TRIPOINT OIL & GAS PRODUC | -398.29 | 0.052753640 | -21.01 |
| LEASE MAINTENANCE | AY TRUCKING INC | -73.91 | 0.052753640 | -3.90 |
| LEASE MAINTENANCE | MEWBOURNE OIL COMPANY | -775.00 | 0.052753640 | -40.88 |
| LEASE MAINTENANCE | MEWBOURNE OIL COMPANY | -193.75 | 0.052753640 | -10.22 |
| LEASE MAINTENANCE | MEWBOURNE OIL COMPANY | -263.50 | 0.052753640 | -13.90 |
| LEASE MAINTENANCE | ECOTEST ENERGY SERVICES I | -949.50 | 0.052753640 | -50.09 |
| MISCELLANEOUS EQUIPMENT RENTAL | MEWBOURNE OIL COMPANY | -243.60 | 0.052753640 | -12.85 |
| MISCELLANEOUS EQUIPMENT RENTAL | TRINITY OILFIELD SERVICES & | -382.54 | 0.052753640 | -20.18 |
| MISCELLANEOUS EQUIPMENT RENTAL | TRINITY OILFIELD SERVICES & | -64.92 | 0.052753640 | -3.43 |
| PUMPING | MEWBOURNE OIL COMPANY | -875.00 | 0.052753640 | -46.16 |
| PUMPING | MEWBOURNE OIL COMPANY | -656.25 | 0.052753640 | -34.62 |
| SALT WATER DISPOSAL | OWL SWD OPERATING LLC | -5,513.94 | 0.052753640 | -290.88 |
| SALT WATER DISPOSAL | OWL SWD OPERATING LLC | -3,760.02 | 0.052753640 | -198.36 |
| SALT WATER DISPOSAL | NGL WATER SOLUTIONS PERM | -2,403.87 | 0.052753640 | -126.81 |

05-01-2020

159

MEWBOURNE OIL COMPANY

Page 10

TOM M RAGSDALE
400 N SAM HOUSTON PARKWAY EAST
SUITE 601
HOUSTON, TX 77060

INVOICE NO.: 202004-17708

INVOICE DATE: 4-30-2020

OWNER: 035904-1

BILLING FOR: April 2020

| REFERENCE/DESCRIPTION OF CHARGES | | GROSS CHARGES | WORKING INTEREST | NET CHARGE |
|----------------------------------|-------------------------------|------------------|---------------------|---------------|
| SALT WATER DISPOSAL | LIMESTONE BASIN PROPERTIES | -247.50 | 0.052753640 | -13.06 |
| SITE RESTORATION & EXCAVATION | R360 ENVIRONMENTAL SOLUTIONS | -96.92 | 0.052753640 | -5.11 |
| SITE RESTORATION & EXCAVATION | HALL ENVIRONMENTAL ANALYSIS | -35.19 | 0.052753640 | -1.86 |
| TREATING,DEHYDRATION,METERING | PRO-KEM INC | -294.94 | 0.052753640 | -15.56 |
| TREATING,DEHYDRATION,METERING | PRO-KEM INC | -214.50 | 0.052753640 | -11.32 |
| OVERHEAD-FIXED RATE | MEWBOURNE OIL COMPANY | -837.60 | 0.052800000 | -44.19 |
| OVERHEAD-FIXED RATE | MEWBOURNE OIL COMPANY | 837.60 | 0.051900000 | 43.48 |
| COMPANY SUPERVISION | MEWBOURNE OIL COMPANY | 2,500.00 | 0.051908860 | 129.77 |
| COMPANY SUPERVISION | MEWBOURNE OIL COMPANY | 425.00 | 0.051908860 | 22.06 |
| COMPRESSOR MAINTENANCE | G&A FABRICATION LLC | 64.99 | 0.051908860 | 3.38 |
| COMPRESSOR RENTAL/SERVICES | R360 ENVIRONMENTAL SOLUTIONS | 660.85 | 0.051908860 | 34.31 |
| COMPRESSOR RENTAL/SERVICES | BASELINE ENERGY SERVICES | 90.48 | 0.051908860 | 4.69 |
| COMPRESSOR RENTAL/SERVICES | AUTOMATED WELLHEAD COMPANY | 3,640.28 | 0.051908860 | 188.96 |
| CONTRACT SUPERVISION | PACE OILFIELD SERVICES INC | 291.50 | 0.051908860 | 15.13 |
| CONTRACT SUPERVISION | PACE OILFIELD SERVICES INC | 291.50 | 0.051908860 | 15.13 |
| CONTRACT SUPERVISION | PACE OILFIELD SERVICES INC | 291.50 | 0.051908860 | 15.13 |
| CONTRACT SUPERVISION | PACE OILFIELD SERVICES INC | 291.50 | 0.051908860 | 15.13 |
| CONTRACT SUPERVISION | PACE OILFIELD SERVICES INC | 43.42 | 0.051908860 | 2.25 |
| FUEL, POWER & ELECTRICAL | XCEL ENERGY | 924.16 | 0.051908860 | 47.97 |
| FUEL, POWER & ELECTRICAL | XCEL ENERGY | 487.79 | 0.051908860 | 25.32 |
| FUEL, POWER & ELECTRICAL | PILOT THOMAS LOGISTICS LLC | 71.63 | 0.051908860 | 3.72 |
| FUEL, POWER & ELECTRICAL | PILOT THOMAS LOGISTICS LLC | 66.42 | 0.051908860 | 3.44 |
| FUEL, POWER & ELECTRICAL | PILOT THOMAS LOGISTICS LLC | 189.96 | 0.051908860 | 9.86 |
| FUEL, POWER & ELECTRICAL | PILOT THOMAS LOGISTICS LLC | 57.41 | 0.051908860 | 2.98 |
| LEASE MAINTENANCE | BAKER HUGHES OILFIELD | 900.46 | 0.051908860 | 46.74 |
| LEASE MAINTENANCE | AMERICAN MILLENNIUM CORP | 29.75 | 0.051908860 | 1.54 |
| LEASE MAINTENANCE | KEYSTONE PUMP & SUPPLY LLC | 147.82 | 0.051908860 | 7.68 |
| LEASE MAINTENANCE | 7B ROUSTABOUT LLC | 510.00 | 0.051908860 | 26.48 |
| LEASE MAINTENANCE | 7B ROUSTABOUT LLC | 765.00 | 0.051908860 | 39.71 |
| LEASE MAINTENANCE | 7B ROUSTABOUT LLC | 130.00 | 0.051908860 | 6.75 |
| LEASE MAINTENANCE | 7B ROUSTABOUT LLC | 130.00 | 0.051908860 | 6.75 |
| LEASE MAINTENANCE | K&S OILFIELD SUPPLIES LLC | 64.81 | 0.051908860 | 3.37 |
| LEASE MAINTENANCE | TURNCO ENTERPRISES LLC | 142.50 | 0.051908860 | 7.40 |
| LEASE MAINTENANCE | TURNCO ENTERPRISES LLC | 142.50 | 0.051908860 | 7.40 |
| LEASE MAINTENANCE | TURNCO ENTERPRISES LLC | 95.00 | 0.051908860 | 4.93 |
| LEASE MAINTENANCE | TURNCO ENTERPRISES LLC | 95.00 | 0.051908860 | 4.93 |
| LEASE MAINTENANCE | TURNCO ENTERPRISES LLC | 66.50 | 0.051908860 | 3.45 |
| LEASE MAINTENANCE | TRINITY OILFIELD SERVICES LLC | 237.38 | 0.051908860 | 12.32 |
| LEASE MAINTENANCE | TRINITY OILFIELD SERVICES LLC | 1,302.49 | 0.051908860 | 67.61 |
| LEASE MAINTENANCE | EP&S LLC | 6.09 | 0.051908860 | 0.31 |
| LEASE MAINTENANCE | EP&S LLC | 37.27 | 0.051908860 | 1.94 |
| LEASE MAINTENANCE | EP&S LLC | 9.25 | 0.051908860 | 0.48 |

05-01-2020

160

MEWBOURNE OIL COMPANY

Page 11

TOM M RAGSDALE
400 N SAM HOUSTON PARKWAY EAST
SUITE 601
HOUSTON, TX 77060

INVOICE NO.: 202004-17708

INVOICE DATE: 4-30-2020

OWNER: 035904-1

BILLING FOR: April 2020

| REFERENCE/DESCRIPTION OF CHARGES | | GROSS CHARGES | WORKING INTEREST | NET CHARGE |
|------------------------------------|-----------------------------|------------------|---------------------|---------------|
| LEASE MAINTENANCE | TRIPOINT OIL & GAS PRODUCE | 398.29 | 0.051908860 | 20.67 |
| LEASE MAINTENANCE | AY TRUCKING INC | 73.91 | 0.051908860 | 3.84 |
| LEASE MAINTENANCE | MEWBOURNE OIL COMPANY | 775.00 | 0.051908860 | 40.23 |
| LEASE MAINTENANCE | MEWBOURNE OIL COMPANY | 193.75 | 0.051908860 | 10.06 |
| LEASE MAINTENANCE | MEWBOURNE OIL COMPANY | 263.50 | 0.051908860 | 13.68 |
| LEASE MAINTENANCE | ECOTEST ENERGY SERVICES I | 949.50 | 0.051908860 | 49.29 |
| MISCELLANEOUS EQUIPMENT RENTAL | MEWBOURNE OIL COMPANY | 243.60 | 0.051908860 | 12.64 |
| MISCELLANEOUS EQUIPMENT RENTAL | TRINITY OILFIELD SERVICES & | 382.54 | 0.051908860 | 19.86 |
| MISCELLANEOUS EQUIPMENT RENTAL | TRINITY OILFIELD SERVICES & | 64.92 | 0.051908860 | 3.38 |
| PUMPING | MEWBOURNE OIL COMPANY | 875.00 | 0.051908860 | 45.42 |
| PUMPING | MEWBOURNE OIL COMPANY | 656.25 | 0.051908860 | 34.07 |
| SALT WATER DISPOSAL | OWL SWD OPERATING LLC | 5,513.94 | 0.051908860 | 286.22 |
| SALT WATER DISPOSAL | OWL SWD OPERATING LLC | 3,760.02 | 0.051908860 | 195.18 |
| SALT WATER DISPOSAL | NGL WATER SOLUTIONS PERM | 2,403.87 | 0.051908860 | 124.78 |
| SALT WATER DISPOSAL | LIMESTONE BASIN PROPERTIE | 247.50 | 0.051908860 | 12.85 |
| SITE RESTORATION & EXCAVATION | R360 ENVIRONMENTAL SOLUT | 96.92 | 0.051908860 | 5.03 |
| SITE RESTORATION & EXCAVATION | HALL ENVIRONMENTAL ANAI | 35.19 | 0.051908860 | 1.83 |
| TREATING,DEHYDRATION,METERING | PRO-KEM INC | 294.94 | 0.051908860 | 15.31 |
| TREATING,DEHYDRATION,METERING | PRO-KEM INC | 214.50 | 0.051908860 | 11.14 |
| Total Lease Operating Expense Cost | | 0.00 | | -28.30 |

Lease Operating Expense

| | | | | |
|----------------------------|---------------------------|----------|-------------|--------|
| COMPRESSOR MAINTENANCE | G&A FABRICATION LLC | 68.89 | 0.051908860 | 3.58 |
| COMPRESSOR MAINTENANCE | G&A FABRICATION LLC | 117.72 | 0.051908860 | 6.11 |
| COMPRESSOR RENTAL/SERVICES | GRAVITY OILFIELD SERVICES | 45.33 | 0.051908860 | 2.35 |
| COMPRESSOR RENTAL/SERVICES | GRAVITY OILFIELD SERVICES | 45.33 | 0.051908860 | 2.35 |
| COMPRESSOR RENTAL/SERVICES | GRAVITY OILFIELD SERVICES | 487.29 | 0.051908860 | 25.29 |
| COMPRESSOR RENTAL/SERVICES | GRAVITY OILFIELD SERVICES | 455.85 | 0.051908860 | 23.66 |
| COMPRESSOR RENTAL/SERVICES | GRAVITY OILFIELD SERVICES | 42.40 | 0.051908860 | 2.20 |
| COMPRESSOR RENTAL/SERVICES | GRAVITY OILFIELD SERVICES | 195.03 | 0.051908860 | 10.12 |
| COMPRESSOR RENTAL/SERVICES | GRAVITY OILFIELD SERVICES | 45.33 | 0.051908860 | 2.35 |
| COMPRESSOR RENTAL/SERVICES | AUTOMATED WELLHEAD COM | 4,431.00 | 0.051908860 | 230.01 |
| LEASE MAINTENANCE | BAKER HUGHES OILFIELD | 38.90 | 0.051908860 | 2.02 |
| LEASE MAINTENANCE | BAKER HUGHES OILFIELD | 61.61 | 0.051908860 | 3.20 |
| LEASE MAINTENANCE | GARNER PUMP & SUPPLY INC | 206.95 | 0.051908860 | 10.75 |
| LEASE MAINTENANCE | AMERICAN MILLENNIUM COR | 32.46 | 0.051908860 | 1.68 |
| LEASE MAINTENANCE | K&S OILFIELD SUPPLIES LLC | 130.74 | 0.051908860 | 6.79 |
| LEASE MAINTENANCE | K&S OILFIELD SUPPLIES LLC | 57.92 | 0.051908860 | 3.01 |
| LEASE MAINTENANCE | TURNCO ENTERPRISES LLC | 142.50 | 0.051908860 | 7.40 |
| LEASE MAINTENANCE | TURNCO ENTERPRISES LLC | 47.50 | 0.051908860 | 2.47 |
| LEASE MAINTENANCE | TURNCO ENTERPRISES LLC | 18.27 | 0.051908860 | 0.95 |
| LEASE MAINTENANCE | TURNCO ENTERPRISES LLC | 25.58 | 0.051908860 | 1.33 |

05-01-2020

161

MEWBOURNE OIL COMPANY

Page 12

TOM M RAGSDALE
400 N SAM HOUSTON PARKWAY EAST
SUITE 601
HOUSTON, TX 77060

INVOICE NO.: 202004-17708

INVOICE DATE: 4-30-2020

OWNER: 035904-1

BILLING FOR: April 2020

| REFERENCE/DESCRIPTION OF CHARGES | | GROSS CHARGES | WORKING INTEREST | NET CHARGE |
|---|-----------------------------|------------------|------------------|-----------------|
| LEASE MAINTENANCE | TURNCO ENTERPRISES LLC | 39.61 | 0.051908860 | 2.06 |
| LEASE MAINTENANCE | TURNCO ENTERPRISES LLC | 21.92 | 0.051908860 | 1.14 |
| LEASE MAINTENANCE | INGRAM PROFESSIONAL SERV | 1,212.58 | 0.051908860 | 62.95 |
| LEASE MAINTENANCE | TRINITY OILFIELD SERVICES & | 379.80 | 0.051908860 | 19.72 |
| LEASE MAINTENANCE | EP&S LLC | 1,194.50 | 0.051908860 | 62.00 |
| LEASE MAINTENANCE | EP&S LLC | 35.36 | 0.051908860 | 1.84 |
| LEASE MAINTENANCE | EP&S LLC | 141.63 | 0.051908860 | 7.35 |
| LEASE MAINTENANCE | EP&S LLC | 21.87 | 0.051908860 | 1.13 |
| LEASE MAINTENANCE | EP&S LLC | 8.39 | 0.051908860 | 0.44 |
| LEASE MAINTENANCE | TRIPOINT OIL & GAS PRODUCE | -91.56 | 0.051908860 | -4.76 |
| LEASE MAINTENANCE | TRIPOINT OIL & GAS PRODUCE | -39.83 | 0.051908860 | -2.06 |
| LEASE MAINTENANCE | WILDCAT PUMP & ENGINE REI | 306.80 | 0.051908860 | 15.93 |
| LEASE MAINTENANCE | WILDCAT PUMP & ENGINE REI | 899.21 | 0.051908860 | 46.68 |
| LEASE MAINTENANCE | AY TRUCKING INC | 354.79 | 0.051908860 | 18.42 |
| LEASE MAINTENANCE | MEWBOURNE OIL COMPANY | 643.25 | 0.051908860 | 33.39 |
| MISCELLANEOUS EQUIPMENT RENTAL | MEWBOURNE OIL COMPANY | 260.40 | 0.051908860 | 13.51 |
| OVERHEAD-FIXED RATE | MEWBOURNE OIL COMPANY | 881.16 | 0.051908860 | 45.74 |
| PROFESSIONAL SERVICES | PRICE ENERGY CONSULTING I | 150.00 | 0.051908860 | 7.79 |
| PUMPING | MEWBOURNE OIL COMPANY | 875.00 | 0.051908860 | 45.42 |
| PUMPING | MEWBOURNE OIL COMPANY | 656.25 | 0.051908860 | 34.06 |
| SALT WATER DISPOSAL | OWL SWD OPERATING LLC | 7,527.64 | 0.051908860 | 390.75 |
| SALT WATER DISPOSAL | LIMESTONE BASIN PROPERTIE | 495.51 | 0.051908860 | 25.72 |
| SITE RESTORATION & EXCAVATION | TRINITY OILFIELD SERVICES & | 3,700.22 | 0.051908860 | 192.08 |
| WELL/LEASE INSURANCE | LOCKTON COMPANIES LLC | 673.50 | 0.051908860 | 34.96 |
| Total Lease Operating Expense Cost | | 27,044.60 | | 1,403.88 |
| 62774000-30 SUBTOTAL | | 27,044.60 | | 1,367.69 |
| PROPERTY 62774000 TOTAL | | 24,949.12 | | 1,257.25 |
| PROPERTY: 62775000 62775000-20 IBEX 10 B3NC FED COM 1H | | | | |
| <u>Tangible Well Cost</u> | | | | |
| TUBING (2" - 4") | MEWBOURNE OIL COMPANY | 1,933.46 | 0.052753640 | 102.00 |
| TUBING (2" - 4") | MEWBOURNE OIL COMPANY | 1,819.41 | 0.052753640 | 95.98 |
| TUBING (2" - 4") | MEWBOURNE OIL COMPANY | -1,933.46 | 0.051908860 | -100.37 |
| TUBING (2" - 4") | MEWBOURNE OIL COMPANY | -1,819.41 | 0.051908860 | -94.44 |
| Total Tangible Well Cost Cost | | 0.00 | | 3.17 |
| <u>Equipment Beyond Wellhead</u> | | | | |
| ELECTRICAL INSTALLATIONS | INGRAM PROFESSIONAL SERV | -30.66 | 0.052753640 | -1.62 |
| ELECTRICAL INSTALLATIONS | INGRAM PROFESSIONAL SERV | -1,265.27 | 0.052753640 | -66.75 |
| ELECTRICAL INSTALLATIONS | INGRAM PROFESSIONAL SERV | 30.66 | 0.051908860 | 1.59 |
| ELECTRICAL INSTALLATIONS | INGRAM PROFESSIONAL SERV | 1,265.27 | 0.051908860 | 65.68 |
| Total Equipment Beyond Wellhead Cost | | 0.00 | | -1.10 |

05-01-2020

162

MEWBOURNE OIL COMPANY

Page 13

TOM M RAGSDALE
400 N SAM HOUSTON PARKWAY EAST
SUITE 601
HOUSTON, TX 77060

INVOICE NO.: 202004-17708

INVOICE DATE: 4-30-2020

OWNER: 035904-1

BILLING FOR: April 2020

| REFERENCE/DESCRIPTION OF CHARGES | | GROSS CHARGES | WORKING INTEREST | NET CHARGE |
|---|----------------------------|------------------|---------------------|---------------|
| 62775000-20 SUBTOTAL | | 0.00 | 2.07 | |
| PROPERTY: 62775000 62775000-30 IBEX 10 B3NC FED COM 1H | | | | |
| <u>Lease Operating Expense</u> | | | | |
| CHEMICALS-WATER TREATING | IMPERATIVE CHEMICAL PART | -523.39 | 0.051908860 | -27.17 |
| COMPRESSOR MAINTENANCE | G&A FABRICATION LLC | -467.83 | 0.051908860 | -24.28 |
| CONTRACT SUPERVISION | PACE OILFIELD SERVICES INC | -28.90 | 0.051908860 | -1.50 |
| CONTRACT SUPERVISION | PACE OILFIELD SERVICES INC | -291.50 | 0.051908860 | -15.13 |
| CONTRACT SUPERVISION | PACE OILFIELD SERVICES INC | -291.50 | 0.051908860 | -15.13 |
| FUEL, POWER & ELECTRICAL | XCEL ENERGY | -541.47 | 0.051908860 | -28.11 |
| LEASE MAINTENANCE | T&J VALVE | -2,506.69 | 0.051908860 | -130.12 |
| LEASE MAINTENANCE | SUNDANCE SERVICES INC | -34.05 | 0.051908860 | -1.77 |
| LEASE MAINTENANCE | K&S OILFIELD SUPPLIES LLC | -889.02 | 0.051908860 | -46.15 |
| LEASE MAINTENANCE | K&S OILFIELD SUPPLIES LLC | -447.90 | 0.051908860 | -23.25 |
| LEASE MAINTENANCE | K&S OILFIELD SUPPLIES LLC | -1,566.90 | 0.051908860 | -81.34 |
| LEASE MAINTENANCE | K&S OILFIELD SUPPLIES LLC | -387.33 | 0.051908860 | -20.11 |
| LEASE MAINTENANCE | K&S OILFIELD SUPPLIES LLC | -5,524.04 | 0.051908860 | -286.74 |
| LEASE MAINTENANCE | TURNCO ENTERPRISES LLC | -142.50 | 0.051908860 | -7.40 |
| LEASE MAINTENANCE | TURNCO ENTERPRISES LLC | -10.96 | 0.051908860 | -0.57 |
| LEASE MAINTENANCE | TURNCO ENTERPRISES LLC | -190.00 | 0.051908860 | -9.86 |
| LEASE MAINTENANCE | EP&S LLC | -24.31 | 0.051908860 | -1.26 |
| LEASE MAINTENANCE | TRIPOINT OIL & GAS PRODUCT | -915.57 | 0.051908860 | -47.52 |
| LEASE MAINTENANCE | TANKLOGIX LLC | -220.34 | 0.051908860 | -11.44 |
| LEASE MAINTENANCE | TANKLOGIX LLC | -209.91 | 0.051908860 | -10.89 |
| LEASE MAINTENANCE | TANKLOGIX LLC | -140.81 | 0.051908860 | -7.31 |
| LEASE MAINTENANCE | TANKLOGIX LLC | -1,319.20 | 0.051908860 | -68.48 |
| LEASE MAINTENANCE | AY TRUCKING INC | -12.13 | 0.051908860 | -0.63 |
| LEASE MAINTENANCE | AY TRUCKING INC | -15.16 | 0.051908860 | -0.79 |
| LEASE MAINTENANCE | MEWBOURNE OIL COMPANY | -263.50 | 0.051908860 | -13.68 |
| LEASE MAINTENANCE | MEWBOURNE OIL COMPANY | -193.75 | 0.051908860 | -10.06 |
| SALT WATER DISPOSAL | NGL WATER SOLUTIONS PERM | -2,807.38 | 0.051908860 | -145.73 |
| CHEMICALS-WATER TREATING | IMPERATIVE CHEMICAL PART | -333.64 | 0.052753640 | -17.60 |
| COMPRESSOR MAINTENANCE | G&A FABRICATION LLC | -566.10 | 0.052753640 | -29.86 |
| CONTRACT SUPERVISION | PACE OILFIELD SERVICES INC | -291.50 | 0.052753640 | -15.38 |
| CONTRACT SUPERVISION | PACE OILFIELD SERVICES INC | -291.50 | 0.052753640 | -15.38 |
| FUEL, POWER & ELECTRICAL | PILOT THOMAS LOGISTICS LL | -64.67 | 0.052753640 | -3.41 |
| FUEL, POWER & ELECTRICAL | PILOT THOMAS LOGISTICS LL | -43.34 | 0.052753640 | -2.29 |
| LEASE MAINTENANCE | K&S OILFIELD SUPPLIES LLC | -446.62 | 0.052753640 | -23.56 |
| LEASE MAINTENANCE | TURNCO ENTERPRISES LLC | -190.00 | 0.052753640 | -10.02 |
| LEASE MAINTENANCE | AUTOMATED WELLHEAD COM | -7,019.73 | 0.052753640 | -370.32 |
| PUMPING | MEWBOURNE OIL COMPANY | -875.00 | 0.052753640 | -46.16 |
| PUMPING | MEWBOURNE OIL COMPANY | -656.25 | 0.052753640 | -34.62 |
| SALT WATER DISPOSAL | LIMESTONE BASIN PROPERTIE | -240.41 | 0.052753640 | -12.68 |

05-01-2020

163

MEWBOURNE OIL COMPANY

Page 14

TOM M RAGSDALE
400 N SAM HOUSTON PARKWAY EAST
SUITE 601
HOUSTON, TX 77060

INVOICE NO.: 202004-17708

INVOICE DATE: 4-30-2020

OWNER: 035904-1

BILLING FOR: April 2020

| REFERENCE/DESCRIPTION OF CHARGES | | GROSS CHARGES | WORKING INTEREST | NET CHARGE |
|------------------------------------|----------------------------|------------------|---------------------|---------------|
| OVERHEAD-FIXED RATE | MEWBOURNE OIL COMPANY | -837.60 | 0.052800000 | -44.19 |
| OVERHEAD-FIXED RATE | MEWBOURNE OIL COMPANY | 837.60 | 0.051900000 | 43.48 |
| CHEMICALS-WATER TREATING | IMPERATIVE CHEMICAL PART | 523.39 | 0.051908860 | 27.17 |
| CHEMICALS-WATER TREATING | IMPERATIVE CHEMICAL PART | 333.64 | 0.051908860 | 17.32 |
| COMPRESSOR MAINTENANCE | G&A FABRICATION LLC | 467.83 | 0.051908860 | 24.28 |
| COMPRESSOR MAINTENANCE | G&A FABRICATION LLC | 566.10 | 0.051908860 | 29.38 |
| CONTRACT SUPERVISION | PACE OILFIELD SERVICES INC | 28.90 | 0.051908860 | 1.50 |
| CONTRACT SUPERVISION | PACE OILFIELD SERVICES INC | 291.50 | 0.051908860 | 15.13 |
| CONTRACT SUPERVISION | PACE OILFIELD SERVICES INC | 291.50 | 0.051908860 | 15.13 |
| CONTRACT SUPERVISION | PACE OILFIELD SERVICES INC | 291.50 | 0.051908860 | 15.13 |
| CONTRACT SUPERVISION | PACE OILFIELD SERVICES INC | 291.50 | 0.051908860 | 15.13 |
| FUEL, POWER & ELECTRICAL | XCEL ENERGY | 541.47 | 0.051908860 | 28.11 |
| FUEL, POWER & ELECTRICAL | PILOT THOMAS LOGISTICS LL | 64.67 | 0.051908860 | 3.36 |
| FUEL, POWER & ELECTRICAL | PILOT THOMAS LOGISTICS LL | 43.34 | 0.051908860 | 2.25 |
| LEASE MAINTENANCE | T&J VALVE | 2,506.69 | 0.051908860 | 130.12 |
| LEASE MAINTENANCE | SUNDANCE SERVICES INC | 34.05 | 0.051908860 | 1.77 |
| LEASE MAINTENANCE | K&S OILFIELD SUPPLIES LLC | 889.02 | 0.051908860 | 46.15 |
| LEASE MAINTENANCE | K&S OILFIELD SUPPLIES LLC | 447.90 | 0.051908860 | 23.25 |
| LEASE MAINTENANCE | K&S OILFIELD SUPPLIES LLC | 1,566.90 | 0.051908860 | 81.34 |
| LEASE MAINTENANCE | K&S OILFIELD SUPPLIES LLC | 387.33 | 0.051908860 | 20.11 |
| LEASE MAINTENANCE | K&S OILFIELD SUPPLIES LLC | 5,524.04 | 0.051908860 | 286.74 |
| LEASE MAINTENANCE | K&S OILFIELD SUPPLIES LLC | 446.62 | 0.051908860 | 23.18 |
| LEASE MAINTENANCE | TURNCO ENTERPRISES LLC | 142.50 | 0.051908860 | 7.40 |
| LEASE MAINTENANCE | TURNCO ENTERPRISES LLC | 10.96 | 0.051908860 | 0.57 |
| LEASE MAINTENANCE | TURNCO ENTERPRISES LLC | 190.00 | 0.051908860 | 9.86 |
| LEASE MAINTENANCE | TURNCO ENTERPRISES LLC | 190.00 | 0.051908860 | 9.86 |
| LEASE MAINTENANCE | EP&S LLC | 24.31 | 0.051908860 | 1.26 |
| LEASE MAINTENANCE | TRIPOINT OIL & GAS PRODUC | 915.57 | 0.051908860 | 47.52 |
| LEASE MAINTENANCE | TANKLOGIX LLC | 220.34 | 0.051908860 | 11.44 |
| LEASE MAINTENANCE | TANKLOGIX LLC | 209.91 | 0.051908860 | 10.89 |
| LEASE MAINTENANCE | TANKLOGIX LLC | 140.81 | 0.051908860 | 7.31 |
| LEASE MAINTENANCE | TANKLOGIX LLC | 1,319.20 | 0.051908860 | 68.48 |
| LEASE MAINTENANCE | AY TRUCKING INC | 12.13 | 0.051908860 | 0.63 |
| LEASE MAINTENANCE | AY TRUCKING INC | 15.16 | 0.051908860 | 0.79 |
| LEASE MAINTENANCE | MEWBOURNE OIL COMPANY | 263.50 | 0.051908860 | 13.68 |
| LEASE MAINTENANCE | MEWBOURNE OIL COMPANY | 193.75 | 0.051908860 | 10.06 |
| LEASE MAINTENANCE | AUTOMATED WELLHEAD COM | 7,019.73 | 0.051908860 | 364.39 |
| PUMPING | MEWBOURNE OIL COMPANY | 875.00 | 0.051908860 | 45.42 |
| PUMPING | MEWBOURNE OIL COMPANY | 656.25 | 0.051908860 | 34.07 |
| SALT WATER DISPOSAL | NGL WATER SOLUTIONS PERM | 2,807.38 | 0.051908860 | 145.73 |
| SALT WATER DISPOSAL | LIMESTONE BASIN PROPERTIE | 240.41 | 0.051908860 | 12.48 |
| Total Lease Operating Expense Cost | | 0.00 | | -10.02 |

05-01-2020

164

MEWBOURNE OIL COMPANY

Page 15

TOM M RAGSDALE
400 N SAM HOUSTON PARKWAY EAST
SUITE 601
HOUSTON, TX 77060

INVOICE NO.: 202004-17708

INVOICE DATE: 4-30-2020

OWNER: 035904-1

BILLING FOR: April 2020

| REFERENCE/DESCRIPTION OF CHARGES | | GROSS CHARGES | WORKING INTEREST | NET CHARGE |
|----------------------------------|-----------------------------|------------------|---------------------|---------------|
| <u>Lease Operating Expense</u> | | | | |
| CHEMICALS-WATER TREATING | IMPERATIVE CHEMICAL PART | -606.63 | 0.052753640 | -32.00 |
| CHEMICALS-WATER TREATING | IMPERATIVE CHEMICAL PART | -523.39 | 0.052753640 | -27.61 |
| COMPANY SUPERVISION | MEWBOURNE OIL COMPANY | -1,250.00 | 0.052753640 | -65.94 |
| COMPANY SUPERVISION | MEWBOURNE OIL COMPANY | -412.50 | 0.052753640 | -21.76 |
| COMPRESSOR MAINTENANCE | G&A FABRICATION LLC | -65.04 | 0.052753640 | -3.43 |
| COMPRESSOR RENTAL/SERVICES | SERVICE COMPRESSION LLC | -4,871.35 | 0.052753640 | -256.98 |
| COMPRESSOR RENTAL/SERVICES | SERVICE COMPRESSION LLC | -4,871.35 | 0.052753640 | -256.98 |
| COMPRESSOR RENTAL/SERVICES | SERVICE COMPRESSION LLC | -4,343.84 | 0.052753640 | -229.15 |
| COMPRESSOR RENTAL/SERVICES | R360 ENVIRONMENTAL SOLUT | -432.97 | 0.052753640 | -22.84 |
| COMPRESSOR RENTAL/SERVICES | BASELINE ENERGY SERVICES | -85.59 | 0.052753640 | -4.52 |
| CONTRACT SUPERVISION | PACE OILFIELD SERVICES INC | -291.50 | 0.052753640 | -15.38 |
| CONTRACT SUPERVISION | PACE OILFIELD SERVICES INC | -291.50 | 0.052753640 | -15.38 |
| CONTRACT SUPERVISION | PACE OILFIELD SERVICES INC | -291.50 | 0.052753640 | -15.38 |
| CONTRACT SUPERVISION | PACE OILFIELD SERVICES INC | -291.50 | 0.052753640 | -15.38 |
| CONTRACT SUPERVISION | PACE OILFIELD SERVICES INC | -43.42 | 0.052753640 | -2.29 |
| FUEL, POWER & ELECTRICAL | XCEL ENERGY | -619.50 | 0.052753640 | -32.68 |
| FUEL, POWER & ELECTRICAL | XCEL ENERGY | -500.97 | 0.052753640 | -26.43 |
| FUEL, POWER & ELECTRICAL | PILOT THOMAS LOGISTICS LL | -46.94 | 0.052753640 | -2.48 |
| FUEL, POWER & ELECTRICAL | PILOT THOMAS LOGISTICS LL | -43.51 | 0.052753640 | -2.30 |
| FUEL, POWER & ELECTRICAL | PILOT THOMAS LOGISTICS LL | -179.69 | 0.052753640 | -9.48 |
| FUEL, POWER & ELECTRICAL | PILOT THOMAS LOGISTICS LL | -54.31 | 0.052753640 | -2.87 |
| LEASE MAINTENANCE | BAKER HUGHES OILFIELD | -851.79 | 0.052753640 | -44.94 |
| LEASE MAINTENANCE | AMERICAN MILLENNIUM COR | -29.75 | 0.052753640 | -1.57 |
| LEASE MAINTENANCE | KEYSTONE PUMP & SUPPLY LI | -147.82 | 0.052753640 | -7.80 |
| LEASE MAINTENANCE | 7B ROUSTABOUT LLC | -510.00 | 0.052753640 | -26.91 |
| LEASE MAINTENANCE | 7B ROUSTABOUT LLC | -765.00 | 0.052753640 | -40.36 |
| LEASE MAINTENANCE | 7B ROUSTABOUT LLC | -130.00 | 0.052753640 | -6.86 |
| LEASE MAINTENANCE | 7B ROUSTABOUT LLC | -130.00 | 0.052753640 | -6.86 |
| LEASE MAINTENANCE | K&S OILFIELD SUPPLIES LLC | -64.92 | 0.052753640 | -3.43 |
| LEASE MAINTENANCE | TURNCO ENTERPRISES LLC | -142.50 | 0.052753640 | -7.52 |
| LEASE MAINTENANCE | TURNCO ENTERPRISES LLC | -142.50 | 0.052753640 | -7.52 |
| LEASE MAINTENANCE | TURNCO ENTERPRISES LLC | -95.00 | 0.052753640 | -5.01 |
| LEASE MAINTENANCE | TURNCO ENTERPRISES LLC | -95.00 | 0.052753640 | -5.01 |
| LEASE MAINTENANCE | TURNCO ENTERPRISES LLC | -66.50 | 0.052753640 | -3.51 |
| LEASE MAINTENANCE | INGRAM PROFESSIONAL SERV | -413.17 | 0.052753640 | -21.80 |
| LEASE MAINTENANCE | TRINITY OILFIELD SERVICES & | -237.37 | 0.052753640 | -12.52 |
| LEASE MAINTENANCE | EP&S LLC | -6.09 | 0.052753640 | -0.32 |
| LEASE MAINTENANCE | EP&S LLC | -37.27 | 0.052753640 | -1.97 |
| LEASE MAINTENANCE | EP&S LLC | -9.26 | 0.052753640 | -0.49 |
| LEASE MAINTENANCE | TRIPOINT OIL & GAS PRODUC | -398.29 | 0.052753640 | -21.01 |

05-01-2020

165

MEWBOURNE OIL COMPANY

Page 16

TOM M RAGSDALE
400 N SAM HOUSTON PARKWAY EAST
SUITE 601
HOUSTON, TX 77060

INVOICE NO.: 202004-17708

INVOICE DATE: 4-30-2020

OWNER: 035904-1

BILLING FOR: April 2020

| REFERENCE/DESCRIPTION OF CHARGES | | GROSS CHARGES | WORKING INTEREST | NET CHARGE |
|----------------------------------|-----------------------------|------------------|---------------------|---------------|
| LEASE MAINTENANCE | AY TRUCKING INC | -73.93 | 0.052753640 | -3.90 |
| LEASE MAINTENANCE | MEWBOURNE OIL COMPANY | -775.00 | 0.052753640 | -40.88 |
| LEASE MAINTENANCE | MEWBOURNE OIL COMPANY | -193.75 | 0.052753640 | -10.22 |
| LEASE MAINTENANCE | MEWBOURNE OIL COMPANY | -255.75 | 0.052753640 | -13.49 |
| MISCELLANEOUS EQUIPMENT RENTAL | MEWBOURNE OIL COMPANY | -243.60 | 0.052753640 | -12.85 |
| MISCELLANEOUS EQUIPMENT RENTAL | TRINITY OILFIELD SERVICES & | -361.86 | 0.052753640 | -19.09 |
| MISCELLANEOUS EQUIPMENT RENTAL | TRINITY OILFIELD SERVICES & | -64.92 | 0.052753640 | -3.43 |
| PUMPING | MEWBOURNE OIL COMPANY | -875.00 | 0.052753640 | -46.16 |
| PUMPING | MEWBOURNE OIL COMPANY | -656.25 | 0.052753640 | -34.62 |
| SALT WATER DISPOSAL | OWL SWD OPERATING LLC | -3,652.16 | 0.052753640 | -192.66 |
| SALT WATER DISPOSAL | OWL SWD OPERATING LLC | -3,558.73 | 0.052753640 | -187.74 |
| SALT WATER DISPOSAL | NGL WATER SOLUTIONS PERM | -2,273.94 | 0.052753640 | -119.96 |
| SALT WATER DISPOSAL | LIMESTONE BASIN PROPERTIE | -234.24 | 0.052753640 | -12.36 |
| SITE RESTORATION & EXCAVATION | R360 ENVIRONMENTAL SOLUT | -63.50 | 0.052753640 | -3.35 |
| SITE RESTORATION & EXCAVATION | HALL ENVIRONMENTAL ANAI | -23.05 | 0.052753640 | -1.21 |
| TREATING,DEHYDRATION,METERING | MEWBOURNE OIL COMPANY-I | -450.00 | 0.052753640 | -23.74 |
| TREATING,DEHYDRATION,METERING | PRO-KEM INC | -294.94 | 0.052753640 | -15.56 |
| TREATING,DEHYDRATION,METERING | ATCHAFALAYA MEASUREMEI | -3,659.40 | 0.052753640 | -193.05 |
| OVERHEAD-FIXED RATE | MEWBOURNE OIL COMPANY | -837.60 | 0.052800000 | -44.19 |
| OVERHEAD-FIXED RATE | MEWBOURNE OIL COMPANY | 837.60 | 0.051900000 | 43.48 |
| CHEMICALS-WATER TREATING | IMPERATIVE CHEMICAL PART | 606.63 | 0.051908860 | 31.49 |
| CHEMICALS-WATER TREATING | IMPERATIVE CHEMICAL PART | 523.39 | 0.051908860 | 27.17 |
| COMPANY SUPERVISION | MEWBOURNE OIL COMPANY | 1,250.00 | 0.051908860 | 64.88 |
| COMPANY SUPERVISION | MEWBOURNE OIL COMPANY | 412.50 | 0.051908860 | 21.41 |
| COMPRESSOR MAINTENANCE | G&A FABRICATION LLC | 65.04 | 0.051908860 | 3.38 |
| COMPRESSOR RENTAL/SERVICES | SERVICE COMPRESSION LLC | 4,871.35 | 0.051908860 | 252.86 |
| COMPRESSOR RENTAL/SERVICES | SERVICE COMPRESSION LLC | 4,871.35 | 0.051908860 | 252.86 |
| COMPRESSOR RENTAL/SERVICES | SERVICE COMPRESSION LLC | 4,343.84 | 0.051908860 | 225.48 |
| COMPRESSOR RENTAL/SERVICES | R360 ENVIRONMENTAL SOLUT | 432.97 | 0.051908860 | 22.47 |
| COMPRESSOR RENTAL/SERVICES | BASELINE ENERGY SERVICES | 85.59 | 0.051908860 | 4.45 |
| CONTRACT SUPERVISION | PACE OILFIELD SERVICES INC | 291.50 | 0.051908860 | 15.13 |
| CONTRACT SUPERVISION | PACE OILFIELD SERVICES INC | 291.50 | 0.051908860 | 15.13 |
| CONTRACT SUPERVISION | PACE OILFIELD SERVICES INC | 291.50 | 0.051908860 | 15.13 |
| CONTRACT SUPERVISION | PACE OILFIELD SERVICES INC | 291.50 | 0.051908860 | 15.13 |
| CONTRACT SUPERVISION | PACE OILFIELD SERVICES INC | 43.42 | 0.051908860 | 2.25 |
| FUEL, POWER & ELECTRICAL | XCEL ENERGY | 619.50 | 0.051908860 | 32.16 |
| FUEL, POWER & ELECTRICAL | XCEL ENERGY | 500.97 | 0.051908860 | 26.01 |
| FUEL, POWER & ELECTRICAL | PILOT THOMAS LOGISTICS LL | 46.94 | 0.051908860 | 2.44 |
| FUEL, POWER & ELECTRICAL | PILOT THOMAS LOGISTICS LL | 43.51 | 0.051908860 | 2.26 |
| FUEL, POWER & ELECTRICAL | PILOT THOMAS LOGISTICS LL | 179.69 | 0.051908860 | 9.33 |
| FUEL, POWER & ELECTRICAL | PILOT THOMAS LOGISTICS LL | 54.31 | 0.051908860 | 2.82 |
| LEASE MAINTENANCE | BAKER HUGHES OILFIELD | 851.79 | 0.051908860 | 44.22 |

05-01-2020

166

MEWBOURNE OIL COMPANY

Page 17

TOM M RAGSDALE
400 N SAM HOUSTON PARKWAY EAST
SUITE 601
HOUSTON, TX 77060

INVOICE NO.: 202004-17708

INVOICE DATE: 4-30-2020

OWNER: 035904-1

BILLING FOR: April 2020

| REFERENCE/DESCRIPTION OF CHARGES | | GROSS CHARGES | WORKING INTEREST | NET CHARGE |
|------------------------------------|-----------------------------|------------------|---------------------|---------------|
| LEASE MAINTENANCE | AMERICAN MILLENNIUM COR | 29.75 | 0.051908860 | 1.54 |
| LEASE MAINTENANCE | KEYSTONE PUMP & SUPPLY LI | 147.82 | 0.051908860 | 7.68 |
| LEASE MAINTENANCE | 7B ROUSTABOUT LLC | 510.00 | 0.051908860 | 26.48 |
| LEASE MAINTENANCE | 7B ROUSTABOUT LLC | 765.00 | 0.051908860 | 39.71 |
| LEASE MAINTENANCE | 7B ROUSTABOUT LLC | 130.00 | 0.051908860 | 6.75 |
| LEASE MAINTENANCE | 7B ROUSTABOUT LLC | 130.00 | 0.051908860 | 6.75 |
| LEASE MAINTENANCE | K&S OILFIELD SUPPLIES LLC | 64.92 | 0.051908860 | 3.38 |
| LEASE MAINTENANCE | TURNCO ENTERPRISES LLC | 142.50 | 0.051908860 | 7.40 |
| LEASE MAINTENANCE | TURNCO ENTERPRISES LLC | 142.50 | 0.051908860 | 7.40 |
| LEASE MAINTENANCE | TURNCO ENTERPRISES LLC | 95.00 | 0.051908860 | 4.93 |
| LEASE MAINTENANCE | TURNCO ENTERPRISES LLC | 95.00 | 0.051908860 | 4.93 |
| LEASE MAINTENANCE | TURNCO ENTERPRISES LLC | 66.50 | 0.051908860 | 3.45 |
| LEASE MAINTENANCE | INGRAM PROFESSIONAL SERV | 413.17 | 0.051908860 | 21.45 |
| LEASE MAINTENANCE | TRINITY OILFIELD SERVICES & | 237.37 | 0.051908860 | 12.32 |
| LEASE MAINTENANCE | EP&S LLC | 6.09 | 0.051908860 | 0.31 |
| LEASE MAINTENANCE | EP&S LLC | 37.27 | 0.051908860 | 1.94 |
| LEASE MAINTENANCE | EP&S LLC | 9.26 | 0.051908860 | 0.48 |
| LEASE MAINTENANCE | TRIPOINT OIL & GAS PRODUCT | 398.29 | 0.051908860 | 20.67 |
| LEASE MAINTENANCE | AY TRUCKING INC | 73.93 | 0.051908860 | 3.84 |
| LEASE MAINTENANCE | MEWBOURNE OIL COMPANY | 775.00 | 0.051908860 | 40.23 |
| LEASE MAINTENANCE | MEWBOURNE OIL COMPANY | 193.75 | 0.051908860 | 10.06 |
| LEASE MAINTENANCE | MEWBOURNE OIL COMPANY | 255.75 | 0.051908860 | 13.27 |
| MISCELLANEOUS EQUIPMENT RENTAL | MEWBOURNE OIL COMPANY | 243.60 | 0.051908860 | 12.64 |
| MISCELLANEOUS EQUIPMENT RENTAL | TRINITY OILFIELD SERVICES & | 361.86 | 0.051908860 | 18.78 |
| MISCELLANEOUS EQUIPMENT RENTAL | TRINITY OILFIELD SERVICES & | 64.92 | 0.051908860 | 3.38 |
| PUMPING | MEWBOURNE OIL COMPANY | 875.00 | 0.051908860 | 45.42 |
| PUMPING | MEWBOURNE OIL COMPANY | 656.25 | 0.051908860 | 34.07 |
| SALT WATER DISPOSAL | OWL SWD OPERATING LLC | 3,652.16 | 0.051908860 | 189.57 |
| SALT WATER DISPOSAL | OWL SWD OPERATING LLC | 3,558.73 | 0.051908860 | 184.73 |
| SALT WATER DISPOSAL | NGL WATER SOLUTIONS PERM | 2,273.94 | 0.051908860 | 118.04 |
| SALT WATER DISPOSAL | LIMESTONE BASIN PROPERTIE | 234.24 | 0.051908860 | 12.16 |
| SITE RESTORATION & EXCAVATION | R360 ENVIRONMENTAL SOLUT | 63.50 | 0.051908860 | 3.30 |
| SITE RESTORATION & EXCAVATION | HALL ENVIRONMENTAL ANAI | 23.05 | 0.051908860 | 1.19 |
| TREATING,DEHYDRATION,METERING | MEWBOURNE OIL COMPANY-I | 450.00 | 0.051908860 | 23.36 |
| TREATING,DEHYDRATION,METERING | PRO-KEM INC | 294.94 | 0.051908860 | 15.31 |
| TREATING,DEHYDRATION,METERING | ATCHAFALAYA MEASUREMEI | 3,659.40 | 0.051908860 | 189.96 |
| Total Lease Operating Expense Cost | | 0.00 | | -36.31 |
| <u>Lease Operating Expense</u> | | | | |
| CHEMICALS-WATER TREATING | IMPERATIVE CHEMICAL PART | 523.39 | 0.051908860 | 27.17 |
| COMPANY SUPERVISION | MEWBOURNE OIL COMPANY | 625.00 | 0.051908860 | 32.44 |
| COMPRESSOR MAINTENANCE | G&A FABRICATION LLC | 68.94 | 0.051908860 | 3.58 |

05-01-2020

167

MEWBOURNE OIL COMPANY

Page 18

TOM M RAGSDALE
400 N SAM HOUSTON PARKWAY EAST
SUITE 601
HOUSTON, TX 77060

INVOICE NO.: 202004-17708

INVOICE DATE: 4-30-2020

OWNER: 035904-1

BILLING FOR: April 2020

| REFERENCE/DESCRIPTION OF CHARGES | | GROSS CHARGES | WORKING INTEREST | NET CHARGE |
|----------------------------------|-----------------------------|------------------|---------------------|---------------|
| COMPRESSOR MAINTENANCE | G&A FABRICATION LLC | 117.74 | 0.051908860 | 6.11 |
| COMPRESSOR RENTAL/SERVICES | GRAVITY OILFIELD SERVICES | 47.96 | 0.051908860 | 2.49 |
| COMPRESSOR RENTAL/SERVICES | GRAVITY OILFIELD SERVICES | 47.96 | 0.051908860 | 2.49 |
| COMPRESSOR RENTAL/SERVICES | GRAVITY OILFIELD SERVICES | 515.53 | 0.051908860 | 26.76 |
| COMPRESSOR RENTAL/SERVICES | GRAVITY OILFIELD SERVICES | 482.27 | 0.051908860 | 25.03 |
| COMPRESSOR RENTAL/SERVICES | GRAVITY OILFIELD SERVICES | 44.86 | 0.051908860 | 2.33 |
| COMPRESSOR RENTAL/SERVICES | GRAVITY OILFIELD SERVICES | 206.34 | 0.051908860 | 10.71 |
| COMPRESSOR RENTAL/SERVICES | GRAVITY OILFIELD SERVICES | 47.96 | 0.051908860 | 2.49 |
| LEASE MAINTENANCE | BAKER HUGHES OILFIELD | 36.79 | 0.051908860 | 1.91 |
| LEASE MAINTENANCE | BAKER HUGHES OILFIELD | 58.28 | 0.051908860 | 3.02 |
| LEASE MAINTENANCE | GARNER PUMP & SUPPLY INC | 206.95 | 0.051908860 | 10.75 |
| LEASE MAINTENANCE | AMERICAN MILLENNIUM COR | 32.47 | 0.051908860 | 1.68 |
| LEASE MAINTENANCE | K&S OILFIELD SUPPLIES LLC | 130.75 | 0.051908860 | 6.79 |
| LEASE MAINTENANCE | K&S OILFIELD SUPPLIES LLC | 57.98 | 0.051908860 | 3.01 |
| LEASE MAINTENANCE | TURNCO ENTERPRISES LLC | 142.50 | 0.051908860 | 7.40 |
| LEASE MAINTENANCE | TURNCO ENTERPRISES LLC | 47.50 | 0.051908860 | 2.47 |
| LEASE MAINTENANCE | TURNCO ENTERPRISES LLC | 18.27 | 0.051908860 | 0.95 |
| LEASE MAINTENANCE | TURNCO ENTERPRISES LLC | 25.58 | 0.051908860 | 1.33 |
| LEASE MAINTENANCE | TURNCO ENTERPRISES LLC | 39.61 | 0.051908860 | 2.06 |
| LEASE MAINTENANCE | TURNCO ENTERPRISES LLC | 21.92 | 0.051908860 | 1.14 |
| LEASE MAINTENANCE | INGRAM PROFESSIONAL SERV | 1,212.56 | 0.051908860 | 62.94 |
| LEASE MAINTENANCE | EP&S LLC | 1,194.51 | 0.051908860 | 62.01 |
| LEASE MAINTENANCE | EP&S LLC | 35.36 | 0.051908860 | 1.84 |
| LEASE MAINTENANCE | EP&S LLC | 141.63 | 0.051908860 | 7.35 |
| LEASE MAINTENANCE | EP&S LLC | 21.87 | 0.051908860 | 1.13 |
| LEASE MAINTENANCE | EP&S LLC | 8.39 | 0.051908860 | 0.44 |
| LEASE MAINTENANCE | TRIPOINT OIL & GAS PRODUC | -91.56 | 0.051908860 | -4.75 |
| LEASE MAINTENANCE | TRIPOINT OIL & GAS PRODUC | -39.83 | 0.051908860 | -2.07 |
| LEASE MAINTENANCE | WILDCAT PUMP & ENGINE REI | 306.83 | 0.051908860 | 15.93 |
| LEASE MAINTENANCE | WILDCAT PUMP & ENGINE REI | 899.23 | 0.051908860 | 46.68 |
| LEASE MAINTENANCE | AY TRUCKING INC | 354.80 | 0.051908860 | 18.42 |
| LEASE MAINTENANCE | MEWBOURNE OIL COMPANY | 775.00 | 0.051908860 | 40.23 |
| LEASE MAINTENANCE | MEWBOURNE OIL COMPANY | 651.00 | 0.051908860 | 33.79 |
| LEASE MAINTENANCE | MEWBOURNE OIL COMPANY | 255.75 | 0.051908860 | 13.28 |
| MISCELLANEOUS EQUIPMENT RENTAL | MEWBOURNE OIL COMPANY | 260.40 | 0.051908860 | 13.52 |
| OVERHEAD-FIXED RATE | MEWBOURNE OIL COMPANY | 881.16 | 0.051908860 | 45.74 |
| PROFESSIONAL SERVICES | PRICE ENERGY CONSULTING I | 150.00 | 0.051908860 | 7.79 |
| PUMPING | MEWBOURNE OIL COMPANY | 875.00 | 0.051908860 | 45.42 |
| PUMPING | MEWBOURNE OIL COMPANY | 656.25 | 0.051908860 | 34.07 |
| SALT WATER DISPOSAL | OWL SWD OPERATING LLC | 8,005.42 | 0.051908860 | 415.55 |
| SALT WATER DISPOSAL | LIMESTONE BASIN PROPERTIE | 526.95 | 0.051908860 | 27.35 |
| SITE RESTORATION & EXCAVATION | TRINITY OILFIELD SERVICES & | 2,424.28 | 0.051908860 | 125.84 |

05-01-2020

168

MEWBOURNE OIL COMPANY

Page 19

TOM M RAGSDALE
400 N SAM HOUSTON PARKWAY EAST
SUITE 601
HOUSTON, TX 77060

INVOICE NO.: 202004-17708
INVOICE DATE: 4-30-2020
OWNER: 035904-1
BILLING FOR: April 2020

| REFERENCE/DESCRIPTION OF CHARGES | | GROSS CHARGES | WORKING INTEREST | NET CHARGE |
|---|--------------------------|------------------|------------------|------------|
| WELL/LEASE INSURANCE | LOCKTON COMPANIES LLC | 673.50 | 0.051908860 | 34.96 |
| Total Lease Operating Expense Cost | | 23,725.05 | | 1,231.57 |
| 62775000-30 SUBTOTAL | | 23,725.05 | 1,185.24 | |
| PROPERTY: 62775000 TOTAL | | 23,725.05 | 1,187.31 | |
| PROPERTY: 62776000 62776000-10 IBEX 10 B3OB FED COM 1H | | | | |
| <u>Intangible Well Cost</u> | | | | |
| INSPECTION & REPAIR SERVICES | WEATHERFORD US LP | -9,234.16 | 0.032250710 | -297.81 |
| INSPECTION & REPAIR SERVICES | KNIGHT ENERGY HOLDINGS L | 10,579.62 | 0.032250710 | 341.20 |
| INSPECTION & REPAIR SERVICES | WEATHERFORD US LP | 9,234.16 | 0.031093200 | 287.12 |
| INSPECTION & REPAIR SERVICES | KNIGHT ENERGY HOLDINGS L | -10,579.62 | 0.031093200 | -328.95 |
| Total Intangible Well Cost Cost | | 0.00 | | 1.56 |
| 62776000-10 SUBTOTAL | | 0.00 | 1.56 | |
| PROPERTY: 62776000 62776000-20 IBEX 10 B3OB FED COM 1H | | | | |
| <u>Equipment Beyond Wellhead</u> | | | | |
| LINE PIPE-GAS GATHERING | FERGUSON CONSTRUCTION C | -33,549.31 | 0.032250710 | -1,082.00 |
| LINE PIPE-GAS GATHERING | FERGUSON CONSTRUCTION C | 33,549.31 | 0.031093200 | 1,043.16 |
| Total Equipment Beyond Wellhead Cost | | 0.00 | | -38.84 |
| <u>Intangible Well Cost</u> | | | | |
| WATER AND OTHER | AR ENTERPRISES LLC | 137,661.20 | 0.032250710 | 4,439.67 |
| WATER AND OTHER | AR ENTERPRISES LLC | -137,661.20 | 0.031093200 | -4,280.33 |
| Total Intangible Well Cost Cost | | 0.00 | | 159.34 |
| <u>Equipment Beyond Wellhead</u> | | | | |
| ELECTRICAL INSTALLATIONS | INGRAM PROFESSIONAL SERV | 8,968.92 | 0.032250710 | 289.25 |
| ELECTRICAL INSTALLATIONS | INGRAM PROFESSIONAL SERV | -8,968.92 | 0.031093200 | -278.87 |
| Total Equipment Beyond Wellhead Cost | | 0.00 | | 10.38 |
| <u>Equipment Beyond Wellhead</u> | | | | |
| ELECTRICAL INSTALLATIONS | INGRAM PROFESSIONAL SERV | -26.35 | 0.032250710 | -0.85 |
| ELECTRICAL INSTALLATIONS | INGRAM PROFESSIONAL SERV | -1,087.72 | 0.032250710 | -35.08 |
| ELECTRICAL INSTALLATIONS | INGRAM PROFESSIONAL SERV | 26.35 | 0.031093200 | 0.82 |
| ELECTRICAL INSTALLATIONS | INGRAM PROFESSIONAL SERV | 1,087.72 | 0.031093200 | 33.82 |
| Total Equipment Beyond Wellhead Cost | | 0.00 | | -1.29 |
| 62776000-20 SUBTOTAL | | 0.00 | 129.59 | |
| PROPERTY: 62776000 62776000-30 IBEX 10 B3OB FED COM 1H | | | | |
| <u>Lease Operating Expense</u> | | | | |
| OVERHEAD-FIXED RATE | MEWBOURNE OIL COMPANY | -837.60 | 0.032200000 | -27.01 |
| COMPANY SUPERVISION | MEWBOURNE OIL COMPANY | -575.00 | 0.032250710 | -18.55 |
| COMPRESSOR MAINTENANCE | G&A FABRICATION LLC | -137.72 | 0.032250710 | -4.44 |

05-01-2020

169

MEWBOURNE OIL COMPANY

Page 20

TOM M RAGSDALE
400 N SAM HOUSTON PARKWAY EAST
SUITE 601
HOUSTON, TX 77060

INVOICE NO.: 202004-17708

INVOICE DATE: 4-30-2020

OWNER: 035904-1

BILLING FOR: April 2020

| REFERENCE/DESCRIPTION OF CHARGES | | GROSS CHARGES | WORKING INTEREST | NET CHARGE |
|----------------------------------|----------------------------|------------------|---------------------|---------------|
| COMPRESSOR RENTAL/SERVICES | TFH LTD CO | -41.20 | 0.032250710 | -1.33 |
| COMPRESSOR RENTAL/SERVICES | TFH LTD CO | -165.36 | 0.032250710 | -5.33 |
| COMPRESSOR RENTAL/SERVICES | TFH LTD CO | -214.38 | 0.032250710 | -6.92 |
| COMPRESSOR RENTAL/SERVICES | GRAVITY OILFIELD SERVICES | -252.21 | 0.032250710 | -8.13 |
| COMPRESSOR RENTAL/SERVICES | GRAVITY OILFIELD SERVICES | -259.61 | 0.032250710 | -8.37 |
| CONTRACT SUPERVISION | PACE OILFIELD SERVICES INC | -291.53 | 0.032250710 | -9.40 |
| CONTRACT SUPERVISION | PACE OILFIELD SERVICES INC | -291.53 | 0.032250710 | -9.40 |
| CONTRACT SUPERVISION | PACE OILFIELD SERVICES INC | -291.53 | 0.032250710 | -9.40 |
| CONTRACT SUPERVISION | PACE OILFIELD SERVICES INC | -291.53 | 0.032250710 | -9.40 |
| CONTRACT SUPERVISION | PACE OILFIELD SERVICES INC | -291.53 | 0.032250710 | -9.40 |
| FUEL, POWER & ELECTRICAL | XCEL ENERGY | -151.09 | 0.032250710 | -4.87 |
| FUEL, POWER & ELECTRICAL | PILOT THOMAS LOGISTICS LL | -199.20 | 0.032250710 | -6.42 |
| FUEL, POWER & ELECTRICAL | PILOT THOMAS LOGISTICS LL | -119.15 | 0.032250710 | -3.85 |
| FUEL, POWER & ELECTRICAL | PILOT THOMAS LOGISTICS LL | -160.47 | 0.032250710 | -5.18 |
| FUEL, POWER & ELECTRICAL | PILOT THOMAS LOGISTICS LL | -177.44 | 0.032250710 | -5.73 |
| FUEL, POWER & ELECTRICAL | PILOT THOMAS LOGISTICS LL | -176.50 | 0.032250710 | -5.69 |
| FUEL, POWER & ELECTRICAL | PILOT THOMAS LOGISTICS LL | -120.00 | 0.032250710 | -3.87 |
| FUEL, POWER & ELECTRICAL | PILOT THOMAS LOGISTICS LL | -136.61 | 0.032250710 | -4.41 |
| FUEL, POWER & ELECTRICAL | PILOT THOMAS LOGISTICS LL | -123.99 | 0.032250710 | -4.00 |
| FUEL, POWER & ELECTRICAL | PILOT THOMAS LOGISTICS LL | -93.26 | 0.032250710 | -3.01 |
| FUEL, POWER & ELECTRICAL | PILOT THOMAS LOGISTICS LL | -48.15 | 0.032250710 | -1.56 |
| FUEL, POWER & ELECTRICAL | PILOT THOMAS LOGISTICS LL | -10.96 | 0.032250710 | -0.35 |
| FUEL, POWER & ELECTRICAL | PILOT THOMAS LOGISTICS LL | -32.40 | 0.032250710 | -1.05 |
| FUEL, POWER & ELECTRICAL | PILOT THOMAS LOGISTICS LL | -83.27 | 0.032250710 | -2.69 |
| FUEL, POWER & ELECTRICAL | PILOT THOMAS LOGISTICS LL | -265.27 | 0.032250710 | -8.56 |
| LEASE MAINTENANCE | T&J VALVE | -25.27 | 0.032250710 | -0.82 |
| LEASE MAINTENANCE | CUSTOM WELDING OF HOBBS | -27.46 | 0.032250710 | -0.88 |
| LEASE MAINTENANCE | 7B ROUSTABOUT LLC | -151.55 | 0.032250710 | -4.89 |
| LEASE MAINTENANCE | K&S OILFIELD SUPPLIES LLC | -31.24 | 0.032250710 | -1.01 |
| LEASE MAINTENANCE | K&S OILFIELD SUPPLIES LLC | -33.51 | 0.032250710 | -1.08 |
| LEASE MAINTENANCE | K&S OILFIELD SUPPLIES LLC | -210.42 | 0.032250710 | -6.78 |
| LEASE MAINTENANCE | TURNCO ENTERPRISES LLC | -23.51 | 0.032250710 | -0.76 |
| LEASE MAINTENANCE | TURNCO ENTERPRISES LLC | -19.60 | 0.032250710 | -0.63 |
| LEASE MAINTENANCE | TURNCO ENTERPRISES LLC | -50.95 | 0.032250710 | -1.64 |
| LEASE MAINTENANCE | TURNCO ENTERPRISES LLC | -50.95 | 0.032250710 | -1.64 |
| LEASE MAINTENANCE | TURNCO ENTERPRISES LLC | -23.51 | 0.032250710 | -0.76 |
| LEASE MAINTENANCE | TURNCO ENTERPRISES LLC | -11.76 | 0.032250710 | -0.38 |
| LEASE MAINTENANCE | TURNCO ENTERPRISES LLC | -35.28 | 0.032250710 | -1.14 |
| LEASE MAINTENANCE | TURNCO ENTERPRISES LLC | -101.89 | 0.032250710 | -3.29 |
| LEASE MAINTENANCE | TURNCO ENTERPRISES LLC | -15.68 | 0.032250710 | -0.51 |
| LEASE MAINTENANCE | TURNCO ENTERPRISES LLC | -31.35 | 0.032250710 | -1.01 |
| LEASE MAINTENANCE | TURNCO ENTERPRISES LLC | -7.84 | 0.032250710 | -0.25 |

05-01-2020

170

MEWBOURNE OIL COMPANY

Page 21

TOM M RAGSDALE
400 N SAM HOUSTON PARKWAY EAST
SUITE 601
HOUSTON, TX 77060

INVOICE NO.: 202004-17708

INVOICE DATE: 4-30-2020

OWNER: 035904-1

BILLING FOR: April 2020

| REFERENCE/DESCRIPTION OF CHARGES | | GROSS CHARGES | WORKING INTEREST | NET CHARGE |
|----------------------------------|-----------------------------|------------------|---------------------|---------------|
| LEASE MAINTENANCE | TURNCO ENTERPRISES LLC | -58.79 | 0.032250710 | -1.90 |
| LEASE MAINTENANCE | INGRAM PROFESSIONAL SERV | -37.04 | 0.032250710 | -1.19 |
| LEASE MAINTENANCE | INGRAM PROFESSIONAL SERV | -78.62 | 0.032250710 | -2.53 |
| LEASE MAINTENANCE | TRINITY OILFIELD SERVICES & | -57.18 | 0.032250710 | -1.85 |
| LEASE MAINTENANCE | TRINITY OILFIELD SERVICES & | -369.25 | 0.032250710 | -11.91 |
| LEASE MAINTENANCE | FLATLAND HOLDINGS LLC | -20.35 | 0.032250710 | -0.65 |
| LEASE MAINTENANCE | NOVA TRUCKING LLC | -103.15 | 0.032250710 | -3.33 |
| LEASE MAINTENANCE | IMPERATIVE ACID SERVICES I | -772.13 | 0.032250710 | -24.90 |
| LEASE MAINTENANCE | TANKLOGIX LLC | -48.34 | 0.032250710 | -1.56 |
| LEASE MAINTENANCE | LEGACY SAFETY AND CONSUM | -49.19 | 0.032250710 | -1.59 |
| LEASE MAINTENANCE | LEGACY SAFETY AND CONSUM | -56.28 | 0.032250710 | -1.82 |
| LEASE MAINTENANCE | MEWBOURNE OIL COMPANY | -643.25 | 0.032250710 | -20.74 |
| LEASE MAINTENANCE | TNT SPECIALTIES DBA TNT OI | -853.59 | 0.032250710 | -27.53 |
| MISCELLANEOUS EQUIPMENT RENTAL | MEWBOURNE OIL COMPANY | -271.38 | 0.032250710 | -8.75 |
| PRIME MOVER MAINTENANCE | HR COMPRESSION & SERVICE: | -1,261.09 | 0.032250710 | -40.67 |
| PRIME MOVER MAINTENANCE | HR COMPRESSION & SERVICE: | -267.52 | 0.032250710 | -8.63 |
| PRIME MOVER MAINTENANCE | HR COMPRESSION & SERVICE: | -30.73 | 0.032250710 | -0.99 |
| PRIME MOVER MAINTENANCE | HR COMPRESSION & SERVICE: | -25.30 | 0.032250710 | -0.82 |
| PUMPING | MEWBOURNE OIL COMPANY | -825.00 | 0.032250710 | -26.60 |
| PUMPING | MEWBOURNE OIL COMPANY | -618.75 | 0.032250710 | -19.96 |
| SALT WATER DISPOSAL | OWL SWD OPERATING LLC | -4,524.94 | 0.032250710 | -145.93 |
| SALT WATER DISPOSAL | NGL WATER SOLUTIONS PERM | -2,836.91 | 0.032250710 | -91.49 |
| SALT WATER DISPOSAL | AY TRUCKING INC | -180.75 | 0.032250710 | -5.83 |
| SALT WATER DISPOSAL | LIMESTONE BASIN PROPERTIE | -297.84 | 0.032250710 | -9.60 |
| TREATING,DEHYDRATION,METERING | MEWBOURNE OIL COMPANY-I | -1,050.00 | 0.032250710 | -33.87 |
| COMPANY SUPERVISION | MEWBOURNE OIL COMPANY | 575.00 | 0.031093200 | 17.88 |
| COMPRESSOR MAINTENANCE | G&A FABRICATION LLC | 137.72 | 0.031093200 | 4.28 |
| COMPRESSOR RENTAL/SERVICES | TFH LTD CO | 41.20 | 0.031093200 | 1.28 |
| COMPRESSOR RENTAL/SERVICES | TFH LTD CO | 165.36 | 0.031093200 | 5.14 |
| COMPRESSOR RENTAL/SERVICES | TFH LTD CO | 214.38 | 0.031093200 | 6.67 |
| COMPRESSOR RENTAL/SERVICES | GRAVITY OILFIELD SERVICES | 252.21 | 0.031093200 | 7.84 |
| COMPRESSOR RENTAL/SERVICES | GRAVITY OILFIELD SERVICES | 259.61 | 0.031093200 | 8.07 |
| CONTRACT SUPERVISION | PACE OILFIELD SERVICES INC | 291.53 | 0.031093200 | 9.06 |
| CONTRACT SUPERVISION | PACE OILFIELD SERVICES INC | 291.53 | 0.031093200 | 9.06 |
| CONTRACT SUPERVISION | PACE OILFIELD SERVICES INC | 291.53 | 0.031093200 | 9.06 |
| CONTRACT SUPERVISION | PACE OILFIELD SERVICES INC | 291.53 | 0.031093200 | 9.06 |
| CONTRACT SUPERVISION | PACE OILFIELD SERVICES INC | 291.53 | 0.031093200 | 9.06 |
| FUEL, POWER & ELECTRICAL | XCEL ENERGY | 151.09 | 0.031093200 | 4.70 |
| FUEL, POWER & ELECTRICAL | PILOT THOMAS LOGISTICS LL | 199.20 | 0.031093200 | 6.19 |
| FUEL, POWER & ELECTRICAL | PILOT THOMAS LOGISTICS LL | 119.15 | 0.031093200 | 3.71 |
| FUEL, POWER & ELECTRICAL | PILOT THOMAS LOGISTICS LL | 160.47 | 0.031093200 | 4.99 |
| FUEL, POWER & ELECTRICAL | PILOT THOMAS LOGISTICS LL | 177.44 | 0.031093200 | 5.52 |

05-01-2020

171

MEWBOURNE OIL COMPANY

Page 22

TOM M RAGSDALE
400 N SAM HOUSTON PARKWAY EAST
SUITE 601
HOUSTON, TX 77060

INVOICE NO.: 202004-17708

INVOICE DATE: 4-30-2020

OWNER: 035904-1

BILLING FOR: April 2020

| REFERENCE/DESCRIPTION OF CHARGES | | GROSS CHARGES | WORKING INTEREST | NET CHARGE |
|----------------------------------|-----------------------------|------------------|---------------------|---------------|
| FUEL, POWER & ELECTRICAL | PILOT THOMAS LOGISTICS LL | 176.50 | 0.031093200 | 5.49 |
| FUEL, POWER & ELECTRICAL | PILOT THOMAS LOGISTICS LL | 120.00 | 0.031093200 | 3.73 |
| FUEL, POWER & ELECTRICAL | PILOT THOMAS LOGISTICS LL | 136.61 | 0.031093200 | 4.25 |
| FUEL, POWER & ELECTRICAL | PILOT THOMAS LOGISTICS LL | 123.99 | 0.031093200 | 3.86 |
| FUEL, POWER & ELECTRICAL | PILOT THOMAS LOGISTICS LL | 93.26 | 0.031093200 | 2.90 |
| FUEL, POWER & ELECTRICAL | PILOT THOMAS LOGISTICS LL | 48.15 | 0.031093200 | 1.50 |
| FUEL, POWER & ELECTRICAL | PILOT THOMAS LOGISTICS LL | 10.96 | 0.031093200 | 0.34 |
| FUEL, POWER & ELECTRICAL | PILOT THOMAS LOGISTICS LL | 32.40 | 0.031093200 | 1.01 |
| FUEL, POWER & ELECTRICAL | PILOT THOMAS LOGISTICS LL | 83.27 | 0.031093200 | 2.59 |
| FUEL, POWER & ELECTRICAL | PILOT THOMAS LOGISTICS LL | 265.27 | 0.031093200 | 8.25 |
| LEASE MAINTENANCE | T&J VALVE | 25.27 | 0.031093200 | 0.79 |
| LEASE MAINTENANCE | CUSTOM WELDING OF HOBBS | 27.46 | 0.031093200 | 0.85 |
| LEASE MAINTENANCE | 7B ROUSTABOUT LLC | 151.55 | 0.031093200 | 4.71 |
| LEASE MAINTENANCE | K&S OILFIELD SUPPLIES LLC | 31.24 | 0.031093200 | 0.97 |
| LEASE MAINTENANCE | K&S OILFIELD SUPPLIES LLC | 33.51 | 0.031093200 | 1.04 |
| LEASE MAINTENANCE | K&S OILFIELD SUPPLIES LLC | 210.42 | 0.031093200 | 6.54 |
| LEASE MAINTENANCE | TURNCO ENTERPRISES LLC | 23.51 | 0.031093200 | 0.73 |
| LEASE MAINTENANCE | TURNCO ENTERPRISES LLC | 19.60 | 0.031093200 | 0.61 |
| LEASE MAINTENANCE | TURNCO ENTERPRISES LLC | 50.95 | 0.031093200 | 1.58 |
| LEASE MAINTENANCE | TURNCO ENTERPRISES LLC | 50.95 | 0.031093200 | 1.58 |
| LEASE MAINTENANCE | TURNCO ENTERPRISES LLC | 23.51 | 0.031093200 | 0.73 |
| LEASE MAINTENANCE | TURNCO ENTERPRISES LLC | 11.76 | 0.031093200 | 0.37 |
| LEASE MAINTENANCE | TURNCO ENTERPRISES LLC | 35.28 | 0.031093200 | 1.10 |
| LEASE MAINTENANCE | TURNCO ENTERPRISES LLC | 101.89 | 0.031093200 | 3.17 |
| LEASE MAINTENANCE | TURNCO ENTERPRISES LLC | 15.68 | 0.031093200 | 0.49 |
| LEASE MAINTENANCE | TURNCO ENTERPRISES LLC | 31.35 | 0.031093200 | 0.97 |
| LEASE MAINTENANCE | TURNCO ENTERPRISES LLC | 7.84 | 0.031093200 | 0.24 |
| LEASE MAINTENANCE | TURNCO ENTERPRISES LLC | 58.79 | 0.031093200 | 1.83 |
| LEASE MAINTENANCE | INGRAM PROFESSIONAL SERV | 37.04 | 0.031093200 | 1.15 |
| LEASE MAINTENANCE | INGRAM PROFESSIONAL SERV | 78.62 | 0.031093200 | 2.44 |
| LEASE MAINTENANCE | TRINITY OILFIELD SERVICES & | 57.18 | 0.031093200 | 1.78 |
| LEASE MAINTENANCE | TRINITY OILFIELD SERVICES & | 369.25 | 0.031093200 | 11.48 |
| LEASE MAINTENANCE | FLATLAND HOLDINGS LLC | 20.35 | 0.031093200 | 0.63 |
| LEASE MAINTENANCE | NOVA TRUCKING LLC | 103.15 | 0.031093200 | 3.21 |
| LEASE MAINTENANCE | IMPERATIVE ACID SERVICES I | 772.13 | 0.031093200 | 24.01 |
| LEASE MAINTENANCE | TANKLOGIX LLC | 48.34 | 0.031093200 | 1.51 |
| LEASE MAINTENANCE | LEGACY SAFETY AND CONSUM | 49.19 | 0.031093200 | 1.53 |
| LEASE MAINTENANCE | LEGACY SAFETY AND CONSUM | 56.28 | 0.031093200 | 1.75 |
| LEASE MAINTENANCE | MEWBOURNE OIL COMPANY | 643.25 | 0.031093200 | 20.00 |
| LEASE MAINTENANCE | TNT SPECIALTIES DBA TNT OI | 853.59 | 0.031093200 | 26.54 |
| MISCELLANEOUS EQUIPMENT RENTAL | MEWBOURNE OIL COMPANY | 271.38 | 0.031093200 | 8.44 |
| PRIME MOVER MAINTENANCE | HR COMPRESSION & SERVICE | 1,261.09 | 0.031093200 | 39.21 |

05-01-2020

172

MEWBOURNE OIL COMPANY

Page 23

TOM M RAGSDALE
400 N SAM HOUSTON PARKWAY EAST
SUITE 601
HOUSTON, TX 77060

INVOICE NO.: 202004-17708

INVOICE DATE: 4-30-2020

OWNER: 035904-1

BILLING FOR: April 2020

| REFERENCE/DESCRIPTION OF CHARGES | | GROSS CHARGES | WORKING INTEREST | NET CHARGE |
|------------------------------------|---------------------------|---------------|------------------|------------|
| PRIME MOVER MAINTENANCE | HR COMPRESSION & SERVICE: | 267.52 | 0.031093200 | 8.32 |
| PRIME MOVER MAINTENANCE | HR COMPRESSION & SERVICE: | 30.73 | 0.031093200 | 0.95 |
| PRIME MOVER MAINTENANCE | HR COMPRESSION & SERVICE: | 25.30 | 0.031093200 | 0.79 |
| PUMPING | MEWBOURNE OIL COMPANY | 825.00 | 0.031093200 | 25.65 |
| PUMPING | MEWBOURNE OIL COMPANY | 618.75 | 0.031093200 | 19.24 |
| SALT WATER DISPOSAL | OWL SWD OPERATING LLC | 4,524.94 | 0.031093200 | 140.69 |
| SALT WATER DISPOSAL | NGL WATER SOLUTIONS PERM | 2,836.91 | 0.031093200 | 88.21 |
| SALT WATER DISPOSAL | AY TRUCKING INC | 180.75 | 0.031093200 | 5.62 |
| SALT WATER DISPOSAL | LIMESTONE BASIN PROPERTIE | 297.84 | 0.031093200 | 9.26 |
| TREATING,DEHYDRATION,METERING | MEWBOURNE OIL COMPANY-I | 1,050.00 | 0.031093200 | 32.65 |
| OVERHEAD-FIXED RATE | MEWBOURNE OIL COMPANY | 837.60 | 0.031100000 | 26.04 |
| Total Lease Operating Expense Cost | | 0.00 | | -25.54 |

Lease Operating Expense

| | | | | |
|----------------------------|----------------------------|-----------|-------------|---------|
| OVERHEAD-FIXED RATE | MEWBOURNE OIL COMPANY | -837.60 | 0.032200000 | -27.01 |
| ADVALOREM TAXES | TAXATION & REVENUE DEPAI | -9,068.31 | 0.032250710 | -292.46 |
| CHEMICALS-WATER TREATING | IMPERATIVE CHEMICAL PART | -130.85 | 0.032250710 | -4.22 |
| CHEMICALS-WATER TREATING | IMPERATIVE CHEMICAL PART | -227.49 | 0.032250710 | -7.33 |
| CHEMICALS-WATER TREATING | IMPERATIVE CHEMICAL PART | -386.58 | 0.032250710 | -12.47 |
| CHEMICALS-WATER TREATING | IMPERATIVE CHEMICAL PART | -261.69 | 0.032250710 | -8.44 |
| COMPANY SUPERVISION | MEWBOURNE OIL COMPANY | -1,175.00 | 0.032250710 | -37.89 |
| COMPRESSOR MAINTENANCE | G&A FABRICATION LLC | -185.11 | 0.032250710 | -5.97 |
| COMPRESSOR RENTAL/SERVICES | NATURAL GAS SERVICES GRO | -4,199.74 | 0.032250710 | -135.44 |
| COMPRESSOR RENTAL/SERVICES | NATURAL GAS SERVICES GRO | -4,199.74 | 0.032250710 | -135.44 |
| COMPRESSOR RENTAL/SERVICES | GRAVITY OILFIELD SERVICES | -23.46 | 0.032250710 | -0.76 |
| COMPRESSOR RENTAL/SERVICES | GRAVITY OILFIELD SERVICES | -22.71 | 0.032250710 | -0.74 |
| COMPRESSOR RENTAL/SERVICES | GRAVITY OILFIELD SERVICES | -29.56 | 0.032250710 | -0.95 |
| COMPRESSOR RENTAL/SERVICES | GRAVITY OILFIELD SERVICES | -317.79 | 0.032250710 | -10.25 |
| CONTRACT SUPERVISION | PACE OILFIELD SERVICES INC | -27.50 | 0.032250710 | -0.88 |
| CONTRACT SUPERVISION | PACE OILFIELD SERVICES INC | -291.53 | 0.032250710 | -9.40 |
| CONTRACT SUPERVISION | PACE OILFIELD SERVICES INC | -291.53 | 0.032250710 | -9.40 |
| CONTRACT SUPERVISION | PACE OILFIELD SERVICES INC | -28.71 | 0.032250710 | -0.92 |
| CONTRACT SUPERVISION | PACE OILFIELD SERVICES INC | -291.53 | 0.032250710 | -9.40 |
| CONTRACT SUPERVISION | PACE OILFIELD SERVICES INC | -291.53 | 0.032250710 | -9.40 |
| FUEL, POWER & ELECTRICAL | XCEL ENERGY | -257.59 | 0.032250710 | -8.31 |
| FUEL, POWER & ELECTRICAL | PILOT THOMAS LOGISTICS LL | -57.49 | 0.032250710 | -1.86 |
| FUEL, POWER & ELECTRICAL | PILOT THOMAS LOGISTICS LL | -59.61 | 0.032250710 | -1.92 |
| FUEL, POWER & ELECTRICAL | PILOT THOMAS LOGISTICS LL | -67.44 | 0.032250710 | -2.18 |
| FUEL, POWER & ELECTRICAL | PILOT THOMAS LOGISTICS LL | -51.72 | 0.032250710 | -1.67 |
| FUEL, POWER & ELECTRICAL | PILOT THOMAS LOGISTICS LL | -132.13 | 0.032250710 | -4.26 |
| FUEL, POWER & ELECTRICAL | PILOT THOMAS LOGISTICS LL | -114.67 | 0.032250710 | -3.70 |
| FUEL, POWER & ELECTRICAL | PILOT THOMAS LOGISTICS LL | -99.75 | 0.032250710 | -3.22 |

05-01-2020

173

MEWBOURNE OIL COMPANY

Page 24

TOM M RAGSDALE
400 N SAM HOUSTON PARKWAY EAST
SUITE 601
HOUSTON, TX 77060

INVOICE NO.: 202004-17708

INVOICE DATE: 4-30-2020

OWNER: 035904-1

BILLING FOR: April 2020

| REFERENCE/DESCRIPTION OF CHARGES | | GROSS CHARGES | WORKING INTEREST | NET CHARGE |
|----------------------------------|---------------------------|------------------|---------------------|---------------|
| FUEL, POWER & ELECTRICAL | PILOT THOMAS LOGISTICS LL | -50.84 | 0.032250710 | -1.64 |
| FUEL, POWER & ELECTRICAL | PILOT THOMAS LOGISTICS LL | -22.01 | 0.032250710 | -0.71 |
| FUEL, POWER & ELECTRICAL | PILOT THOMAS LOGISTICS LL | -44.40 | 0.032250710 | -1.43 |
| LEASE MAINTENANCE | AMERICAN MILLENNIUM COR | -28.06 | 0.032250710 | -0.90 |
| LEASE MAINTENANCE | AMERICAN MILLENNIUM COR | -49.42 | 0.032250710 | -1.60 |
| LEASE MAINTENANCE | KEYSTONE PUMP & SUPPLY LI | -5,467.83 | 0.032250710 | -176.34 |
| LEASE MAINTENANCE | K&S OILFIELD SUPPLIES LLC | -3,849.70 | 0.032250710 | -124.16 |
| LEASE MAINTENANCE | K&S OILFIELD SUPPLIES LLC | -1,633.83 | 0.032250710 | -52.69 |
| LEASE MAINTENANCE | TURNCO ENTERPRISES LLC | -458.49 | 0.032250710 | -14.78 |
| LEASE MAINTENANCE | TURNCO ENTERPRISES LLC | -11.76 | 0.032250710 | -0.38 |
| LEASE MAINTENANCE | TURNCO ENTERPRISES LLC | -142.50 | 0.032250710 | -4.59 |
| LEASE MAINTENANCE | TURNCO ENTERPRISES LLC | -380.00 | 0.032250710 | -12.26 |
| LEASE MAINTENANCE | TURNCO ENTERPRISES LLC | -855.00 | 0.032250710 | -27.58 |
| LEASE MAINTENANCE | TURNCO ENTERPRISES LLC | -380.00 | 0.032250710 | -12.26 |
| LEASE MAINTENANCE | INGRAM PROFESSIONAL SERV | -17.16 | 0.032250710 | -0.55 |
| LEASE MAINTENANCE | INGRAM PROFESSIONAL SERV | -18.49 | 0.032250710 | -0.59 |
| LEASE MAINTENANCE | B & B WELDING INC | -336.43 | 0.032250710 | -10.85 |
| LEASE MAINTENANCE | EP&S LLC | -165.92 | 0.032250710 | -5.35 |
| LEASE MAINTENANCE | TANKLOGIX LLC | -43.91 | 0.032250710 | -1.42 |
| LEASE MAINTENANCE | AY TRUCKING INC | -13.65 | 0.032250710 | -0.44 |
| LEASE MAINTENANCE | AY TRUCKING INC | -13.41 | 0.032250710 | -0.44 |
| LEASE MAINTENANCE | AY TRUCKING INC | -17.39 | 0.032250710 | -0.56 |
| LEASE MAINTENANCE | AY TRUCKING INC | -15.16 | 0.032250710 | -0.49 |
| LEASE MAINTENANCE | AY TRUCKING INC | -15.16 | 0.032250710 | -0.49 |
| LEASE MAINTENANCE | AY TRUCKING INC | -16.89 | 0.032250710 | -0.54 |
| LEASE MAINTENANCE | LEGACY SAFETY AND CONSUL | -26.36 | 0.032250710 | -0.85 |
| LEASE MAINTENANCE | MEWBOURNE OIL COMPANY | -449.50 | 0.032250710 | -14.50 |
| LEASE MAINTENANCE | MEWBOURNE OIL COMPANY | -581.25 | 0.032250710 | -18.74 |
| MISCELLANEOUS EQUIPMENT RENTAL | MEWBOURNE OIL COMPANY | -280.43 | 0.032250710 | -9.04 |
| PRIME MOVER MAINTENANCE | HR COMPRESSION & SERVICE | -45.65 | 0.032250710 | -1.47 |
| PROFESSIONAL SERVICES | PRICE ENERGY CONSULTING I | -1,750.00 | 0.032250710 | -56.44 |
| PUMPING | MEWBOURNE OIL COMPANY | -825.00 | 0.032250710 | -26.60 |
| PUMPING | MEWBOURNE OIL COMPANY | -618.75 | 0.032250710 | -19.96 |
| SALT WATER DISPOSAL | OWL SWD OPERATING LLC | -46.21 | 0.032250710 | -1.49 |
| SALT WATER DISPOSAL | OWL SWD OPERATING LLC | -14.79 | 0.032250710 | -0.48 |
| SALT WATER DISPOSAL | OWL SWD OPERATING LLC | -28.98 | 0.032250710 | -0.93 |
| SALT WATER DISPOSAL | OWL SWD OPERATING LLC | -4,577.35 | 0.032250710 | -147.62 |
| SALT WATER DISPOSAL | NGL WATER SOLUTIONS PERM | -3,244.18 | 0.032250710 | -104.63 |
| SALT WATER DISPOSAL | NGL WATER SOLUTIONS PERM | -4,292.14 | 0.032250710 | -138.43 |
| SALT WATER DISPOSAL | LIMESTONE BASIN PROPERTIE | -301.30 | 0.032250710 | -9.72 |
| TREATING,DEHYDRATION,METERING | MEWBOURNE OIL COMPANY-I | -900.00 | 0.032250710 | -29.02 |
| TREATING,DEHYDRATION,METERING | PRO-KEM INC | -294.94 | 0.032250710 | -9.51 |

05-01-2020

174

MEWBOURNE OIL COMPANY

Page 25

TOM M RAGSDALE
400 N SAM HOUSTON PARKWAY EAST
SUITE 601
HOUSTON, TX 77060

INVOICE NO.: 202004-17708

INVOICE DATE: 4-30-2020

OWNER: 035904-1

BILLING FOR: April 2020

| REFERENCE/DESCRIPTION OF CHARGES | | GROSS CHARGES | WORKING INTEREST | NET CHARGE |
|----------------------------------|----------------------------|------------------|---------------------|---------------|
| ADVALOREM TAXES | TAXATION & REVENUE DEPAI | 9,068.31 | 0.031093200 | 281.96 |
| CHEMICALS-WATER TREATING | IMPERATIVE CHEMICAL PART | 130.85 | 0.031093200 | 4.07 |
| CHEMICALS-WATER TREATING | IMPERATIVE CHEMICAL PART | 227.49 | 0.031093200 | 7.07 |
| CHEMICALS-WATER TREATING | IMPERATIVE CHEMICAL PART | 386.58 | 0.031093200 | 12.02 |
| CHEMICALS-WATER TREATING | IMPERATIVE CHEMICAL PART | 261.69 | 0.031093200 | 8.14 |
| COMPANY SUPERVISION | MEWBOURNE OIL COMPANY | 1,175.00 | 0.031093200 | 36.53 |
| COMPRESSOR MAINTENANCE | G&A FABRICATION LLC | 185.11 | 0.031093200 | 5.76 |
| COMPRESSOR RENTAL/SERVICES | NATURAL GAS SERVICES GRO | 4,199.74 | 0.031093200 | 130.58 |
| COMPRESSOR RENTAL/SERVICES | NATURAL GAS SERVICES GRO | 4,199.74 | 0.031093200 | 130.58 |
| COMPRESSOR RENTAL/SERVICES | GRAVITY OILFIELD SERVICES | 23.46 | 0.031093200 | 0.73 |
| COMPRESSOR RENTAL/SERVICES | GRAVITY OILFIELD SERVICES | 22.71 | 0.031093200 | 0.71 |
| COMPRESSOR RENTAL/SERVICES | GRAVITY OILFIELD SERVICES | 29.56 | 0.031093200 | 0.92 |
| COMPRESSOR RENTAL/SERVICES | GRAVITY OILFIELD SERVICES | 317.79 | 0.031093200 | 9.88 |
| CONTRACT SUPERVISION | PACE OILFIELD SERVICES INC | 27.50 | 0.031093200 | 0.85 |
| CONTRACT SUPERVISION | PACE OILFIELD SERVICES INC | 291.53 | 0.031093200 | 9.06 |
| CONTRACT SUPERVISION | PACE OILFIELD SERVICES INC | 291.53 | 0.031093200 | 9.06 |
| CONTRACT SUPERVISION | PACE OILFIELD SERVICES INC | 28.71 | 0.031093200 | 0.89 |
| CONTRACT SUPERVISION | PACE OILFIELD SERVICES INC | 291.53 | 0.031093200 | 9.06 |
| CONTRACT SUPERVISION | PACE OILFIELD SERVICES INC | 291.53 | 0.031093200 | 9.06 |
| FUEL, POWER & ELECTRICAL | XCEL ENERGY | 257.59 | 0.031093200 | 8.01 |
| FUEL, POWER & ELECTRICAL | PILOT THOMAS LOGISTICS LL | 57.49 | 0.031093200 | 1.79 |
| FUEL, POWER & ELECTRICAL | PILOT THOMAS LOGISTICS LL | 59.61 | 0.031093200 | 1.85 |
| FUEL, POWER & ELECTRICAL | PILOT THOMAS LOGISTICS LL | 67.44 | 0.031093200 | 2.10 |
| FUEL, POWER & ELECTRICAL | PILOT THOMAS LOGISTICS LL | 51.72 | 0.031093200 | 1.61 |
| FUEL, POWER & ELECTRICAL | PILOT THOMAS LOGISTICS LL | 132.13 | 0.031093200 | 4.11 |
| FUEL, POWER & ELECTRICAL | PILOT THOMAS LOGISTICS LL | 114.67 | 0.031093200 | 3.57 |
| FUEL, POWER & ELECTRICAL | PILOT THOMAS LOGISTICS LL | 99.75 | 0.031093200 | 3.10 |
| FUEL, POWER & ELECTRICAL | PILOT THOMAS LOGISTICS LL | 50.84 | 0.031093200 | 1.58 |
| FUEL, POWER & ELECTRICAL | PILOT THOMAS LOGISTICS LL | 22.01 | 0.031093200 | 0.68 |
| FUEL, POWER & ELECTRICAL | PILOT THOMAS LOGISTICS LL | 44.40 | 0.031093200 | 1.38 |
| LEASE MAINTENANCE | AMERICAN MILLENNIUM COR | 28.06 | 0.031093200 | 0.87 |
| LEASE MAINTENANCE | AMERICAN MILLENNIUM COR | 49.42 | 0.031093200 | 1.54 |
| LEASE MAINTENANCE | KEYSTONE PUMP & SUPPLY LI | 5,467.83 | 0.031093200 | 170.01 |
| LEASE MAINTENANCE | K&S OILFIELD SUPPLIES LLC | 3,849.70 | 0.031093200 | 119.70 |
| LEASE MAINTENANCE | K&S OILFIELD SUPPLIES LLC | 1,633.83 | 0.031093200 | 50.80 |
| LEASE MAINTENANCE | TURNCO ENTERPRISES LLC | 458.49 | 0.031093200 | 14.25 |
| LEASE MAINTENANCE | TURNCO ENTERPRISES LLC | 11.76 | 0.031093200 | 0.37 |
| LEASE MAINTENANCE | TURNCO ENTERPRISES LLC | 142.50 | 0.031093200 | 4.43 |
| LEASE MAINTENANCE | TURNCO ENTERPRISES LLC | 380.00 | 0.031093200 | 11.82 |
| LEASE MAINTENANCE | TURNCO ENTERPRISES LLC | 855.00 | 0.031093200 | 26.59 |
| LEASE MAINTENANCE | TURNCO ENTERPRISES LLC | 380.00 | 0.031093200 | 11.82 |
| LEASE MAINTENANCE | INGRAM PROFESSIONAL SERV | 17.16 | 0.031093200 | 0.53 |

05-01-2020

175

MEWBOURNE OIL COMPANY

Page 26

TOM M RAGSDALE
400 N SAM HOUSTON PARKWAY EAST
SUITE 601
HOUSTON, TX 77060

INVOICE NO.: 202004-17708

INVOICE DATE: 4-30-2020

OWNER: 035904-1

BILLING FOR: April 2020

| REFERENCE/DESCRIPTION OF CHARGES | | GROSS CHARGES | WORKING INTEREST | NET CHARGE |
|------------------------------------|----------------------------|------------------|---------------------|---------------|
| LEASE MAINTENANCE | INGRAM PROFESSIONAL SERV | 18.49 | 0.031093200 | 0.57 |
| LEASE MAINTENANCE | B & B WELDING INC | 336.43 | 0.031093200 | 10.46 |
| LEASE MAINTENANCE | EP&S LLC | 165.92 | 0.031093200 | 5.16 |
| LEASE MAINTENANCE | TANKLOGIX LLC | 43.91 | 0.031093200 | 1.37 |
| LEASE MAINTENANCE | AY TRUCKING INC | 13.65 | 0.031093200 | 0.42 |
| LEASE MAINTENANCE | AY TRUCKING INC | 13.41 | 0.031093200 | 0.42 |
| LEASE MAINTENANCE | AY TRUCKING INC | 17.39 | 0.031093200 | 0.54 |
| LEASE MAINTENANCE | AY TRUCKING INC | 15.16 | 0.031093200 | 0.47 |
| LEASE MAINTENANCE | AY TRUCKING INC | 15.16 | 0.031093200 | 0.47 |
| LEASE MAINTENANCE | AY TRUCKING INC | 16.89 | 0.031093200 | 0.52 |
| LEASE MAINTENANCE | LEGACY SAFETY AND CONSUL | 26.36 | 0.031093200 | 0.82 |
| LEASE MAINTENANCE | MEWBOURNE OIL COMPANY | 449.50 | 0.031093200 | 13.98 |
| LEASE MAINTENANCE | MEWBOURNE OIL COMPANY | 581.25 | 0.031093200 | 18.07 |
| MISCELLANEOUS EQUIPMENT RENTAL | MEWBOURNE OIL COMPANY | 280.43 | 0.031093200 | 8.72 |
| PRIME MOVER MAINTENANCE | HR COMPRESSION & SERVICE | 45.65 | 0.031093200 | 1.42 |
| PROFESSIONAL SERVICES | PRICE ENERGY CONSULTING I | 1,750.00 | 0.031093200 | 54.41 |
| PUMPING | MEWBOURNE OIL COMPANY | 825.00 | 0.031093200 | 25.65 |
| PUMPING | MEWBOURNE OIL COMPANY | 618.75 | 0.031093200 | 19.24 |
| SALT WATER DISPOSAL | OWL SWD OPERATING LLC | 46.21 | 0.031093200 | 1.44 |
| SALT WATER DISPOSAL | OWL SWD OPERATING LLC | 14.79 | 0.031093200 | 0.46 |
| SALT WATER DISPOSAL | OWL SWD OPERATING LLC | 28.98 | 0.031093200 | 0.90 |
| SALT WATER DISPOSAL | OWL SWD OPERATING LLC | 4,577.35 | 0.031093200 | 142.32 |
| SALT WATER DISPOSAL | NGL WATER SOLUTIONS PERM | 3,244.18 | 0.031093200 | 100.87 |
| SALT WATER DISPOSAL | NGL WATER SOLUTIONS PERM | 4,292.14 | 0.031093200 | 133.46 |
| SALT WATER DISPOSAL | LIMESTONE BASIN PROPERTIE | 301.30 | 0.031093200 | 9.37 |
| TREATING,DEHYDRATION,METERING | MEWBOURNE OIL COMPANY-I | 900.00 | 0.031093200 | 27.98 |
| TREATING,DEHYDRATION,METERING | PRO-KEM INC | 294.94 | 0.031093200 | 9.17 |
| OVERHEAD-FIXED RATE | MEWBOURNE OIL COMPANY | 837.60 | 0.031100000 | 26.04 |
| Total Lease Operating Expense Cost | | 0.00 | | -64.20 |
| <u>Lease Operating Expense</u> | | | | |
| OVERHEAD-FIXED RATE | MEWBOURNE OIL COMPANY | -837.60 | 0.032200000 | -27.01 |
| CHEMICALS-WATER TREATING | IMPERATIVE CHEMICAL PART | -130.85 | 0.032250710 | -4.22 |
| COMPRESSOR MAINTENANCE | G&A FABRICATION LLC | -184.67 | 0.032250710 | -5.95 |
| COMPRESSOR RENTAL/SERVICES | NATURAL GAS SERVICES GRO | -4,199.74 | 0.032250710 | -135.44 |
| COMPRESSOR RENTAL/SERVICES | BASELINE ENERGY SERVICES | -78.87 | 0.032250710 | -2.54 |
| COMPRESSOR RENTAL/SERVICES | BASELINE ENERGY SERVICES | -46.16 | 0.032250710 | -1.49 |
| COMPRESSOR RENTAL/SERVICES | BASELINE ENERGY SERVICES | -89.21 | 0.032250710 | -2.87 |
| CONTRACT SUPERVISION | PACE OILFIELD SERVICES INC | -291.53 | 0.032250710 | -9.40 |
| CONTRACT SUPERVISION | PACE OILFIELD SERVICES INC | -291.53 | 0.032250710 | -9.40 |
| FUEL, POWER & ELECTRICAL | XCEL ENERGY | -252.48 | 0.032250710 | -8.14 |
| FUEL, POWER & ELECTRICAL | PILOT THOMAS LOGISTICS LL | -49.44 | 0.032250710 | -1.60 |

05-01-2020

176

MEWBOURNE OIL COMPANY

Page 27

TOM M RAGSDALE
400 N SAM HOUSTON PARKWAY EAST
SUITE 601
HOUSTON, TX 77060

INVOICE NO.: 202004-17708

INVOICE DATE: 4-30-2020

OWNER: 035904-1

BILLING FOR: April 2020

| REFERENCE/DESCRIPTION OF CHARGES | | GROSS CHARGES | WORKING INTEREST | NET CHARGE |
|----------------------------------|----------------------------|------------------|---------------------|---------------|
| FUEL, POWER & ELECTRICAL | PILOT THOMAS LOGISTICS LL | -23.43 | 0.032250710 | -0.76 |
| LEASE MAINTENANCE | T&J VALVE | -2,104.30 | 0.032250710 | -67.87 |
| LEASE MAINTENANCE | T&J VALVE | -2,064.17 | 0.032250710 | -66.57 |
| LEASE MAINTENANCE | SUNDANCE SERVICES INC | -7.46 | 0.032250710 | -0.24 |
| LEASE MAINTENANCE | SUNDANCE SERVICES INC | -18.17 | 0.032250710 | -0.58 |
| LEASE MAINTENANCE | AMERICAN MILLENNIUM COR | -25.70 | 0.032250710 | -0.83 |
| LEASE MAINTENANCE | K&S OILFIELD SUPPLIES LLC | -16.24 | 0.032250710 | -0.52 |
| LEASE MAINTENANCE | INGRAM PROFESSIONAL SERV | -188.26 | 0.032250710 | -6.07 |
| LEASE MAINTENANCE | IMPERATIVE CHEMICAL PART | -54.29 | 0.032250710 | -1.75 |
| LEASE MAINTENANCE | TANKLOGIX LLC | -1,563.19 | 0.032250710 | -50.41 |
| LEASE MAINTENANCE | TANKLOGIX LLC | -159.15 | 0.032250710 | -5.13 |
| LEASE MAINTENANCE | MEWBOURNE OIL COMPANY | -187.50 | 0.032250710 | -6.05 |
| MISCELLANEOUS EQUIPMENT RENTAL | MEWBOURNE OIL COMPANY | -271.38 | 0.032250710 | -8.75 |
| PUMPING | MEWBOURNE OIL COMPANY | -800.00 | 0.032250710 | -25.80 |
| PUMPING | MEWBOURNE OIL COMPANY | -600.00 | 0.032250710 | -19.35 |
| SALT WATER DISPOSAL | NGL WATER SOLUTIONS PERM | -7,492.62 | 0.032250710 | -241.64 |
| SALT WATER DISPOSAL | LIMESTONE BASIN PROPERTIE | -307.91 | 0.032250710 | -9.93 |
| TREATING,DEHYDRATION,METERING | MEWBOURNE OIL COMPANY-I | -300.00 | 0.032250710 | -9.68 |
| TREATING,DEHYDRATION,METERING | PRO-KEM INC | -294.94 | 0.032250710 | -9.51 |
| CHEMICALS-WATER TREATING | IMPERATIVE CHEMICAL PART | 130.85 | 0.031093200 | 4.07 |
| COMPRESSOR MAINTENANCE | G&A FABRICATION LLC | 184.67 | 0.031093200 | 5.74 |
| COMPRESSOR RENTAL/SERVICES | NATURAL GAS SERVICES GRO | 4,199.74 | 0.031093200 | 130.58 |
| COMPRESSOR RENTAL/SERVICES | BASELINE ENERGY SERVICES | 78.87 | 0.031093200 | 2.45 |
| COMPRESSOR RENTAL/SERVICES | BASELINE ENERGY SERVICES | 46.16 | 0.031093200 | 1.44 |
| COMPRESSOR RENTAL/SERVICES | BASELINE ENERGY SERVICES | 89.21 | 0.031093200 | 2.77 |
| CONTRACT SUPERVISION | PACE OILFIELD SERVICES INC | 291.53 | 0.031093200 | 9.06 |
| CONTRACT SUPERVISION | PACE OILFIELD SERVICES INC | 291.53 | 0.031093200 | 9.06 |
| FUEL, POWER & ELECTRICAL | XCEL ENERGY | 252.48 | 0.031093200 | 7.85 |
| FUEL, POWER & ELECTRICAL | PILOT THOMAS LOGISTICS LL | 49.44 | 0.031093200 | 1.54 |
| FUEL, POWER & ELECTRICAL | PILOT THOMAS LOGISTICS LL | 23.43 | 0.031093200 | 0.73 |
| LEASE MAINTENANCE | T&J VALVE | 2,104.30 | 0.031093200 | 65.43 |
| LEASE MAINTENANCE | T&J VALVE | 2,064.17 | 0.031093200 | 64.18 |
| LEASE MAINTENANCE | SUNDANCE SERVICES INC | 7.46 | 0.031093200 | 0.23 |
| LEASE MAINTENANCE | SUNDANCE SERVICES INC | 18.17 | 0.031093200 | 0.56 |
| LEASE MAINTENANCE | AMERICAN MILLENNIUM COR | 25.70 | 0.031093200 | 0.80 |
| LEASE MAINTENANCE | K&S OILFIELD SUPPLIES LLC | 16.24 | 0.031093200 | 0.50 |
| LEASE MAINTENANCE | INGRAM PROFESSIONAL SERV | 188.26 | 0.031093200 | 5.85 |
| LEASE MAINTENANCE | IMPERATIVE CHEMICAL PART | 54.29 | 0.031093200 | 1.69 |
| LEASE MAINTENANCE | TANKLOGIX LLC | 1,563.19 | 0.031093200 | 48.60 |
| LEASE MAINTENANCE | TANKLOGIX LLC | 159.15 | 0.031093200 | 4.95 |
| LEASE MAINTENANCE | MEWBOURNE OIL COMPANY | 187.50 | 0.031093200 | 5.83 |
| MISCELLANEOUS EQUIPMENT RENTAL | MEWBOURNE OIL COMPANY | 271.38 | 0.031093200 | 8.44 |

05-01-2020

177

MEWBOURNE OIL COMPANY

Page 28

TOM M RAGSDALE
400 N SAM HOUSTON PARKWAY EAST
SUITE 601
HOUSTON, TX 77060

INVOICE NO.: 202004-17708

INVOICE DATE: 4-30-2020

OWNER: 035904-1

BILLING FOR: April 2020

| REFERENCE/DESCRIPTION OF CHARGES | | GROSS CHARGES | WORKING INTEREST | NET CHARGE |
|------------------------------------|---------------------------|------------------|---------------------|---------------|
| PUMPING | MEWBOURNE OIL COMPANY | 800.00 | 0.031093200 | 24.87 |
| PUMPING | MEWBOURNE OIL COMPANY | 600.00 | 0.031093200 | 18.66 |
| SALT WATER DISPOSAL | NGL WATER SOLUTIONS PERM | 7,492.62 | 0.031093200 | 232.97 |
| SALT WATER DISPOSAL | LIMESTONE BASIN PROPERTIE | 307.91 | 0.031093200 | 9.57 |
| TREATING,DEHYDRATION,METERING | MEWBOURNE OIL COMPANY-I | 300.00 | 0.031093200 | 9.33 |
| TREATING,DEHYDRATION,METERING | PRO-KEM INC | 294.94 | 0.031093200 | 9.17 |
| OVERHEAD-FIXED RATE | MEWBOURNE OIL COMPANY | 837.60 | 0.031100000 | 26.04 |
| Total Lease Operating Expense Cost | | 0.00 | | -26.54 |

Lease Operating Expense

| | | | | |
|----------------------------|----------------------------|-----------|-------------|---------|
| OVERHEAD-FIXED RATE | MEWBOURNE OIL COMPANY | -837.60 | 0.032200000 | -27.01 |
| CHEMICALS-WATER TREATING | IMPERATIVE CHEMICAL PART | -83.27 | 0.032250710 | -2.69 |
| CHEMICALS-WATER TREATING | IMPERATIVE CHEMICAL PART | -238.20 | 0.032250710 | -7.69 |
| CHEMICALS-WATER TREATING | IMPERATIVE CHEMICAL PART | -226.01 | 0.032250710 | -7.29 |
| COMPRESSOR MAINTENANCE | G&A FABRICATION LLC | -164.74 | 0.032250710 | -5.31 |
| COMPRESSOR RENTAL/SERVICES | NATURAL GAS SERVICES GRO | -4,199.74 | 0.032250710 | -135.44 |
| COMPRESSOR RENTAL/SERVICES | BASELINE ENERGY SERVICES | -43.50 | 0.032250710 | -1.40 |
| COMPRESSOR RENTAL/SERVICES | GRAVITY OILFIELD SERVICES | -43.23 | 0.032250710 | -1.39 |
| COMPRESSOR RENTAL/SERVICES | GRAVITY OILFIELD SERVICES | -464.73 | 0.032250710 | -14.99 |
| COMPRESSOR RENTAL/SERVICES | GRAVITY OILFIELD SERVICES | -480.22 | 0.032250710 | -15.49 |
| CONTRACT SUPERVISION | PACE OILFIELD SERVICES INC | -27.70 | 0.032250710 | -0.89 |
| CONTRACT SUPERVISION | PACE OILFIELD SERVICES INC | -291.53 | 0.032250710 | -9.40 |
| CONTRACT SUPERVISION | PACE OILFIELD SERVICES INC | -291.53 | 0.032250710 | -9.40 |
| CONTRACT SUPERVISION | PACE OILFIELD SERVICES INC | -291.53 | 0.032250710 | -9.40 |
| CONTRACT SUPERVISION | PACE OILFIELD SERVICES INC | -291.53 | 0.032250710 | -9.40 |
| CONTRACT SUPERVISION | PACE OILFIELD SERVICES INC | -291.53 | 0.032250710 | -9.40 |
| CONTRACT SUPERVISION | PACE OILFIELD SERVICES INC | -291.53 | 0.032250710 | -9.40 |
| CONTRACT SUPERVISION | PACE OILFIELD SERVICES INC | -291.53 | 0.032250710 | -9.40 |
| FUEL, POWER & ELECTRICAL | XCEL ENERGY | -328.53 | 0.032250710 | -10.59 |
| FUEL, POWER & ELECTRICAL | PILOT THOMAS LOGISTICS LL | -78.41 | 0.032250710 | -2.53 |
| FUEL, POWER & ELECTRICAL | PILOT THOMAS LOGISTICS LL | -93.53 | 0.032250710 | -3.02 |
| FUEL, POWER & ELECTRICAL | PILOT THOMAS LOGISTICS LL | -50.86 | 0.032250710 | -1.64 |
| FUEL, POWER & ELECTRICAL | PILOT THOMAS LOGISTICS LL | -21.05 | 0.032250710 | -0.68 |
| FUEL, POWER & ELECTRICAL | PILOT THOMAS LOGISTICS LL | -49.39 | 0.032250710 | -1.59 |
| FUEL, POWER & ELECTRICAL | PILOT THOMAS LOGISTICS LL | -15.64 | 0.032250710 | -0.51 |
| FUEL, POWER & ELECTRICAL | PILOT THOMAS LOGISTICS LL | -12.99 | 0.032250710 | -0.42 |
| FUEL, POWER & ELECTRICAL | PILOT THOMAS LOGISTICS LL | -17.28 | 0.032250710 | -0.56 |
| FUEL, POWER & ELECTRICAL | PILOT THOMAS LOGISTICS LL | -35.72 | 0.032250710 | -1.15 |
| FUEL, POWER & ELECTRICAL | PILOT THOMAS LOGISTICS LL | -89.58 | 0.032250710 | -2.88 |
| FUEL, POWER & ELECTRICAL | PILOT THOMAS LOGISTICS LL | -67.11 | 0.032250710 | -2.17 |
| FUEL, POWER & ELECTRICAL | PILOT THOMAS LOGISTICS LL | -48.30 | 0.032250710 | -1.56 |
| FUEL, POWER & ELECTRICAL | PILOT THOMAS LOGISTICS LL | -71.42 | 0.032250710 | -2.30 |

05-01-2020

178

MEWBOURNE OIL COMPANY

Page 29

TOM M RAGSDALE
400 N SAM HOUSTON PARKWAY EAST
SUITE 601
HOUSTON, TX 77060

INVOICE NO.: 202004-17708

INVOICE DATE: 4-30-2020

OWNER: 035904-1

BILLING FOR: April 2020

| REFERENCE/DESCRIPTION OF CHARGES | | GROSS CHARGES | WORKING INTEREST | NET CHARGE |
|----------------------------------|-----------------------------|------------------|---------------------|---------------|
| FUEL, POWER & ELECTRICAL | PILOT THOMAS LOGISTICS LL | -56.71 | 0.032250710 | -1.83 |
| LEASE MAINTENANCE | T&J VALVE | -706.46 | 0.032250710 | -22.79 |
| LEASE MAINTENANCE | AMERICAN MILLENNIUM COR | -25.70 | 0.032250710 | -0.83 |
| LEASE MAINTENANCE | K&S OILFIELD SUPPLIES LLC | -56.74 | 0.032250710 | -1.83 |
| LEASE MAINTENANCE | K&S OILFIELD SUPPLIES LLC | -31.19 | 0.032250710 | -1.01 |
| LEASE MAINTENANCE | GUNS UP SERVICES | -45.99 | 0.032250710 | -1.48 |
| LEASE MAINTENANCE | GUNS UP SERVICES | -214.62 | 0.032250710 | -6.92 |
| LEASE MAINTENANCE | TURNCO ENTERPRISES LLC | -51.80 | 0.032250710 | -1.67 |
| LEASE MAINTENANCE | TURNCO ENTERPRISES LLC | -190.00 | 0.032250710 | -6.13 |
| LEASE MAINTENANCE | TURNCO ENTERPRISES LLC | -95.00 | 0.032250710 | -3.06 |
| LEASE MAINTENANCE | B & B WELDING INC | -553.13 | 0.032250710 | -17.84 |
| LEASE MAINTENANCE | AY TRUCKING INC | -216.82 | 0.032250710 | -6.99 |
| LEASE MAINTENANCE | MEWBOURNE OIL COMPANY | -247.50 | 0.032250710 | -7.99 |
| MISCELLANEOUS EQUIPMENT RENTAL | MEWBOURNE OIL COMPANY | -260.40 | 0.032250710 | -8.40 |
| MISCELLANEOUS EQUIPMENT RENTAL | D&H TRUCKING | -3,462.82 | 0.032250710 | -111.68 |
| PUMPING | MEWBOURNE OIL COMPANY | -850.00 | 0.032250710 | -27.41 |
| PUMPING | MEWBOURNE OIL COMPANY | -637.50 | 0.032250710 | -20.56 |
| SALT WATER DISPOSAL | OWL SWD OPERATING LLC | -4,677.62 | 0.032250710 | -150.85 |
| SALT WATER DISPOSAL | OWL SWD OPERATING LLC | -4,673.82 | 0.032250710 | -150.73 |
| SALT WATER DISPOSAL | NGL WATER SOLUTIONS PERM | -3,185.30 | 0.032250710 | -102.73 |
| SALT WATER DISPOSAL | NGL WATER SOLUTIONS PERM | -5,270.91 | 0.032250710 | -169.99 |
| SALT WATER DISPOSAL | LIMESTONE BASIN PROPERTIE | -307.66 | 0.032250710 | -9.93 |
| SALT WATER DISPOSAL | RAZ OIL AND GAS | -89.15 | 0.032250710 | -2.87 |
| SITE RESTORATION & EXCAVATION | TRINITY OILFIELD SERVICES & | -45.06 | 0.032250710 | -1.45 |
| CHEMICALS-WATER TREATING | IMPERATIVE CHEMICAL PART | 83.27 | 0.031093200 | 2.59 |
| CHEMICALS-WATER TREATING | IMPERATIVE CHEMICAL PART | 238.20 | 0.031093200 | 7.41 |
| CHEMICALS-WATER TREATING | IMPERATIVE CHEMICAL PART | 226.01 | 0.031093200 | 7.03 |
| COMPRESSOR MAINTENANCE | G&A FABRICATION LLC | 164.74 | 0.031093200 | 5.12 |
| COMPRESSOR RENTAL/SERVICES | NATURAL GAS SERVICES GRO | 4,199.74 | 0.031093200 | 130.58 |
| COMPRESSOR RENTAL/SERVICES | BASELINE ENERGY SERVICES | 43.50 | 0.031093200 | 1.35 |
| COMPRESSOR RENTAL/SERVICES | GRAVITY OILFIELD SERVICES | 43.23 | 0.031093200 | 1.34 |
| COMPRESSOR RENTAL/SERVICES | GRAVITY OILFIELD SERVICES | 464.73 | 0.031093200 | 14.45 |
| COMPRESSOR RENTAL/SERVICES | GRAVITY OILFIELD SERVICES | 480.22 | 0.031093200 | 14.93 |
| CONTRACT SUPERVISION | PACE OILFIELD SERVICES INC | 27.70 | 0.031093200 | 0.86 |
| CONTRACT SUPERVISION | PACE OILFIELD SERVICES INC | 291.53 | 0.031093200 | 9.06 |
| CONTRACT SUPERVISION | PACE OILFIELD SERVICES INC | 291.53 | 0.031093200 | 9.06 |
| CONTRACT SUPERVISION | PACE OILFIELD SERVICES INC | 291.53 | 0.031093200 | 9.06 |
| CONTRACT SUPERVISION | PACE OILFIELD SERVICES INC | 291.53 | 0.031093200 | 9.06 |
| CONTRACT SUPERVISION | PACE OILFIELD SERVICES INC | 291.53 | 0.031093200 | 9.06 |
| CONTRACT SUPERVISION | PACE OILFIELD SERVICES INC | 291.53 | 0.031093200 | 9.06 |
| CONTRACT SUPERVISION | PACE OILFIELD SERVICES INC | 291.53 | 0.031093200 | 9.06 |
| FUEL, POWER & ELECTRICAL | XCEL ENERGY | 328.53 | 0.031093200 | 10.21 |

05-01-2020

179

MEWBOURNE OIL COMPANY

Page 30

TOM M RAGSDALE
400 N SAM HOUSTON PARKWAY EAST
SUITE 601
HOUSTON, TX 77060

INVOICE NO.: 202004-17708

INVOICE DATE: 4-30-2020

OWNER: 035904-1

BILLING FOR: April 2020

| REFERENCE/DESCRIPTION OF CHARGES | | GROSS CHARGES | WORKING INTEREST | NET CHARGE |
|------------------------------------|-----------------------------|------------------|---------------------|---------------|
| FUEL, POWER & ELECTRICAL | PILOT THOMAS LOGISTICS LL | 78.41 | 0.031093200 | 2.44 |
| FUEL, POWER & ELECTRICAL | PILOT THOMAS LOGISTICS LL | 93.53 | 0.031093200 | 2.91 |
| FUEL, POWER & ELECTRICAL | PILOT THOMAS LOGISTICS LL | 50.86 | 0.031093200 | 1.58 |
| FUEL, POWER & ELECTRICAL | PILOT THOMAS LOGISTICS LL | 21.05 | 0.031093200 | 0.66 |
| FUEL, POWER & ELECTRICAL | PILOT THOMAS LOGISTICS LL | 49.39 | 0.031093200 | 1.53 |
| FUEL, POWER & ELECTRICAL | PILOT THOMAS LOGISTICS LL | 15.64 | 0.031093200 | 0.49 |
| FUEL, POWER & ELECTRICAL | PILOT THOMAS LOGISTICS LL | 12.99 | 0.031093200 | 0.40 |
| FUEL, POWER & ELECTRICAL | PILOT THOMAS LOGISTICS LL | 17.28 | 0.031093200 | 0.54 |
| FUEL, POWER & ELECTRICAL | PILOT THOMAS LOGISTICS LL | 35.72 | 0.031093200 | 1.11 |
| FUEL, POWER & ELECTRICAL | PILOT THOMAS LOGISTICS LL | 89.58 | 0.031093200 | 2.78 |
| FUEL, POWER & ELECTRICAL | PILOT THOMAS LOGISTICS LL | 67.11 | 0.031093200 | 2.09 |
| FUEL, POWER & ELECTRICAL | PILOT THOMAS LOGISTICS LL | 48.30 | 0.031093200 | 1.50 |
| FUEL, POWER & ELECTRICAL | PILOT THOMAS LOGISTICS LL | 71.42 | 0.031093200 | 2.22 |
| FUEL, POWER & ELECTRICAL | PILOT THOMAS LOGISTICS LL | 56.71 | 0.031093200 | 1.76 |
| LEASE MAINTENANCE | T&J VALVE | 706.46 | 0.031093200 | 21.97 |
| LEASE MAINTENANCE | AMERICAN MILLENNIUM COR | 25.70 | 0.031093200 | 0.80 |
| LEASE MAINTENANCE | K&S OILFIELD SUPPLIES LLC | 56.74 | 0.031093200 | 1.76 |
| LEASE MAINTENANCE | K&S OILFIELD SUPPLIES LLC | 31.19 | 0.031093200 | 0.97 |
| LEASE MAINTENANCE | GUNS UP SERVICES | 45.99 | 0.031093200 | 1.43 |
| LEASE MAINTENANCE | GUNS UP SERVICES | 214.62 | 0.031093200 | 6.67 |
| LEASE MAINTENANCE | TURNCO ENTERPRISES LLC | 51.80 | 0.031093200 | 1.61 |
| LEASE MAINTENANCE | TURNCO ENTERPRISES LLC | 190.00 | 0.031093200 | 5.91 |
| LEASE MAINTENANCE | TURNCO ENTERPRISES LLC | 95.00 | 0.031093200 | 2.95 |
| LEASE MAINTENANCE | B & B WELDING INC | 553.13 | 0.031093200 | 17.20 |
| LEASE MAINTENANCE | AY TRUCKING INC | 216.82 | 0.031093200 | 6.74 |
| LEASE MAINTENANCE | MEWBOURNE OIL COMPANY | 247.50 | 0.031093200 | 7.70 |
| MISCELLANEOUS EQUIPMENT RENTAL | MEWBOURNE OIL COMPANY | 260.40 | 0.031093200 | 8.10 |
| MISCELLANEOUS EQUIPMENT RENTAL | D&H TRUCKING | 3,462.82 | 0.031093200 | 107.67 |
| PUMPING | MEWBOURNE OIL COMPANY | 850.00 | 0.031093200 | 26.43 |
| PUMPING | MEWBOURNE OIL COMPANY | 637.50 | 0.031093200 | 19.82 |
| SALT WATER DISPOSAL | OWL SWD OPERATING LLC | 4,677.62 | 0.031093200 | 145.44 |
| SALT WATER DISPOSAL | OWL SWD OPERATING LLC | 4,673.82 | 0.031093200 | 145.32 |
| SALT WATER DISPOSAL | NGL WATER SOLUTIONS PERM | 3,185.30 | 0.031093200 | 99.04 |
| SALT WATER DISPOSAL | NGL WATER SOLUTIONS PERM | 5,270.91 | 0.031093200 | 163.89 |
| SALT WATER DISPOSAL | LIMESTONE BASIN PROPERTIE | 307.66 | 0.031093200 | 9.57 |
| SALT WATER DISPOSAL | RAZ OIL AND GAS | 89.15 | 0.031093200 | 2.77 |
| SITE RESTORATION & EXCAVATION | TRINITY OILFIELD SERVICES & | 45.06 | 0.031093200 | 1.40 |
| OVERHEAD-FIXED RATE | MEWBOURNE OIL COMPANY | 837.60 | 0.031100000 | 26.04 |
| Total Lease Operating Expense Cost | | 0.00 | | -41.46 |
| <u>Lease Operating Expense</u> | | | | |
| CONTRACT SUPERVISION | PACE OILFIELD SERVICES INC | -28.92 | 0.031093200 | -0.90 |

05-01-2020

180

MEWBOURNE OIL COMPANY

Page 31

TOM M RAGSDALE
400 N SAM HOUSTON PARKWAY EAST
SUITE 601
HOUSTON, TX 77060

INVOICE NO.: 202004-17708

INVOICE DATE: 4-30-2020

OWNER: 035904-1

BILLING FOR: April 2020

| REFERENCE/DESCRIPTION OF CHARGES | | GROSS CHARGES | WORKING INTEREST | NET CHARGE |
|----------------------------------|----------------------------|------------------|---------------------|---------------|
| CONTRACT SUPERVISION | PACE OILFIELD SERVICES INC | -291.53 | 0.031093200 | -9.06 |
| CONTRACT SUPERVISION | PACE OILFIELD SERVICES INC | -291.53 | 0.031093200 | -9.06 |
| FUEL, POWER & ELECTRICAL | XCEL ENERGY | -706.12 | 0.031093200 | -21.96 |
| LEASE MAINTENANCE | SUNDANCE SERVICES INC | -34.05 | 0.031093200 | -1.06 |
| LEASE MAINTENANCE | TURNCO ENTERPRISES LLC | -95.00 | 0.031093200 | -2.95 |
| LEASE MAINTENANCE | TURNCO ENTERPRISES LLC | -190.00 | 0.031093200 | -5.91 |
| LEASE MAINTENANCE | TURNCO ENTERPRISES LLC | -10.96 | 0.031093200 | -0.34 |
| LEASE MAINTENANCE | TURNCO ENTERPRISES LLC | -285.00 | 0.031093200 | -8.86 |
| LEASE MAINTENANCE | TURNCO ENTERPRISES LLC | -285.00 | 0.031093200 | -8.86 |
| LEASE MAINTENANCE | TURNCO ENTERPRISES LLC | -190.00 | 0.031093200 | -5.91 |
| LEASE MAINTENANCE | B & B WELDING INC | -336.18 | 0.031093200 | -10.45 |
| LEASE MAINTENANCE | EP&S LLC | -24.31 | 0.031093200 | -0.76 |
| LEASE MAINTENANCE | TRIPOINT OIL & GAS PRODUC | -834.84 | 0.031093200 | -25.96 |
| LEASE MAINTENANCE | TANKLOGIX LLC | -262.86 | 0.031093200 | -8.17 |
| LEASE MAINTENANCE | TANKLOGIX LLC | -419.82 | 0.031093200 | -13.06 |
| LEASE MAINTENANCE | TANKLOGIX LLC | -140.81 | 0.031093200 | -4.38 |
| LEASE MAINTENANCE | TANKLOGIX LLC | -1,319.20 | 0.031093200 | -41.02 |
| LEASE MAINTENANCE | AY TRUCKING INC | -12.13 | 0.031093200 | -0.38 |
| LEASE MAINTENANCE | AY TRUCKING INC | -15.16 | 0.031093200 | -0.47 |
| LEASE MAINTENANCE | AY TRUCKING INC | -157.69 | 0.031093200 | -4.90 |
| LEASE MAINTENANCE | MEWBOURNE OIL COMPANY | -643.25 | 0.031093200 | -20.00 |
| LEASE MAINTENANCE | MEWBOURNE OIL COMPANY | -1,356.25 | 0.031093200 | -42.17 |
| LEASE MAINTENANCE | MEWBOURNE OIL COMPANY | -387.50 | 0.031093200 | -12.05 |
| LEASE MAINTENANCE | MEWBOURNE OIL COMPANY | -193.75 | 0.031093200 | -6.02 |
| LEASE MAINTENANCE | MEWBOURNE OIL COMPANY | -581.25 | 0.031093200 | -18.07 |
| SALT WATER DISPOSAL | NGL WATER SOLUTIONS PERM | -2,413.35 | 0.031093200 | -75.04 |
| OVERHEAD-FIXED RATE | MEWBOURNE OIL COMPANY | -837.60 | 0.032200000 | -27.01 |
| CONTRACT SUPERVISION | PACE OILFIELD SERVICES INC | -291.53 | 0.032250710 | -9.40 |
| CONTRACT SUPERVISION | PACE OILFIELD SERVICES INC | -291.53 | 0.032250710 | -9.40 |
| FUEL, POWER & ELECTRICAL | PILOT THOMAS LOGISTICS LL | -55.60 | 0.032250710 | -1.79 |
| FUEL, POWER & ELECTRICAL | PILOT THOMAS LOGISTICS LL | -37.26 | 0.032250710 | -1.20 |
| LEASE MAINTENANCE | K&S OILFIELD SUPPLIES LLC | -472.99 | 0.032250710 | -15.25 |
| LEASE MAINTENANCE | K&S OILFIELD SUPPLIES LLC | -599.37 | 0.032250710 | -19.33 |
| LEASE MAINTENANCE | K&S OILFIELD SUPPLIES LLC | -446.27 | 0.032250710 | -14.39 |
| LEASE MAINTENANCE | K&S OILFIELD SUPPLIES LLC | -556.44 | 0.032250710 | -17.94 |
| PUMPING | MEWBOURNE OIL COMPANY | -875.00 | 0.032250710 | -28.22 |
| PUMPING | MEWBOURNE OIL COMPANY | -656.25 | 0.032250710 | -21.16 |
| SALT WATER DISPOSAL | LIMESTONE BASIN PROPERTIE | -205.64 | 0.032250710 | -6.63 |
| CONTRACT SUPERVISION | PACE OILFIELD SERVICES INC | 28.92 | 0.031093200 | 0.90 |
| CONTRACT SUPERVISION | PACE OILFIELD SERVICES INC | 291.53 | 0.031093200 | 9.06 |
| CONTRACT SUPERVISION | PACE OILFIELD SERVICES INC | 291.53 | 0.031093200 | 9.06 |
| CONTRACT SUPERVISION | PACE OILFIELD SERVICES INC | 291.53 | 0.031093200 | 9.06 |

05-01-2020

181

MEWBOURNE OIL COMPANY

Page 32

TOM M RAGSDALE
400 N SAM HOUSTON PARKWAY EAST
SUITE 601
HOUSTON, TX 77060

INVOICE NO.: 202004-17708

INVOICE DATE: 4-30-2020

OWNER: 035904-1

BILLING FOR: April 2020

| REFERENCE/DESCRIPTION OF CHARGES | | GROSS CHARGES | WORKING INTEREST | NET CHARGE |
|------------------------------------|-------------------------------|------------------|---------------------|---------------|
| CONTRACT SUPERVISION | PACE OILFIELD SERVICES INC | 291.53 | 0.031093200 | 9.06 |
| FUEL, POWER & ELECTRICAL | XCEL ENERGY | 706.12 | 0.031093200 | 21.96 |
| FUEL, POWER & ELECTRICAL | PILOT THOMAS LOGISTICS LLC | 55.60 | 0.031093200 | 1.73 |
| FUEL, POWER & ELECTRICAL | PILOT THOMAS LOGISTICS LLC | 37.26 | 0.031093200 | 1.16 |
| LEASE MAINTENANCE | SUNDANCE SERVICES INC | 34.05 | 0.031093200 | 1.06 |
| LEASE MAINTENANCE | K&S OILFIELD SUPPLIES LLC | 472.99 | 0.031093200 | 14.70 |
| LEASE MAINTENANCE | K&S OILFIELD SUPPLIES LLC | 599.37 | 0.031093200 | 18.64 |
| LEASE MAINTENANCE | K&S OILFIELD SUPPLIES LLC | 446.27 | 0.031093200 | 13.87 |
| LEASE MAINTENANCE | K&S OILFIELD SUPPLIES LLC | 556.44 | 0.031093200 | 17.30 |
| LEASE MAINTENANCE | TURNCO ENTERPRISES LLC | 95.00 | 0.031093200 | 2.95 |
| LEASE MAINTENANCE | TURNCO ENTERPRISES LLC | 190.00 | 0.031093200 | 5.91 |
| LEASE MAINTENANCE | TURNCO ENTERPRISES LLC | 10.96 | 0.031093200 | 0.34 |
| LEASE MAINTENANCE | TURNCO ENTERPRISES LLC | 285.00 | 0.031093200 | 8.86 |
| LEASE MAINTENANCE | TURNCO ENTERPRISES LLC | 285.00 | 0.031093200 | 8.86 |
| LEASE MAINTENANCE | TURNCO ENTERPRISES LLC | 190.00 | 0.031093200 | 5.91 |
| LEASE MAINTENANCE | B & B WELDING INC | 336.18 | 0.031093200 | 10.45 |
| LEASE MAINTENANCE | EP&S LLC | 24.31 | 0.031093200 | 0.76 |
| LEASE MAINTENANCE | TRIPOINT OIL & GAS PRODUCTION | 834.84 | 0.031093200 | 25.96 |
| LEASE MAINTENANCE | TANKLOGIX LLC | 262.86 | 0.031093200 | 8.17 |
| LEASE MAINTENANCE | TANKLOGIX LLC | 419.82 | 0.031093200 | 13.06 |
| LEASE MAINTENANCE | TANKLOGIX LLC | 140.81 | 0.031093200 | 4.38 |
| LEASE MAINTENANCE | TANKLOGIX LLC | 1,319.20 | 0.031093200 | 41.02 |
| LEASE MAINTENANCE | AY TRUCKING INC | 12.13 | 0.031093200 | 0.38 |
| LEASE MAINTENANCE | AY TRUCKING INC | 15.16 | 0.031093200 | 0.47 |
| LEASE MAINTENANCE | AY TRUCKING INC | 157.69 | 0.031093200 | 4.90 |
| LEASE MAINTENANCE | MEWBOURNE OIL COMPANY | 643.25 | 0.031093200 | 20.00 |
| LEASE MAINTENANCE | MEWBOURNE OIL COMPANY | 1,356.25 | 0.031093200 | 42.17 |
| LEASE MAINTENANCE | MEWBOURNE OIL COMPANY | 387.50 | 0.031093200 | 12.05 |
| LEASE MAINTENANCE | MEWBOURNE OIL COMPANY | 193.75 | 0.031093200 | 6.02 |
| LEASE MAINTENANCE | MEWBOURNE OIL COMPANY | 581.25 | 0.031093200 | 18.07 |
| PUMPING | MEWBOURNE OIL COMPANY | 875.00 | 0.031093200 | 27.21 |
| PUMPING | MEWBOURNE OIL COMPANY | 656.25 | 0.031093200 | 20.40 |
| SALT WATER DISPOSAL | NGL WATER SOLUTIONS PERM | 2,413.35 | 0.031093200 | 75.04 |
| SALT WATER DISPOSAL | LIMESTONE BASIN PROPERTIES | 205.64 | 0.031093200 | 6.39 |
| OVERHEAD-FIXED RATE | MEWBOURNE OIL COMPANY | 837.60 | 0.031100000 | 26.04 |
| Total Lease Operating Expense Cost | | 0.00 | | -6.16 |
| <u>Lease Operating Expense</u> | | | | |
| OVERHEAD-FIXED RATE | MEWBOURNE OIL COMPANY | -837.60 | 0.032200000 | -27.01 |
| CHEMICALS-PARAFFIN CONTROL | IMPERATIVE CHEMICAL PART | -464.50 | 0.032250710 | -14.98 |
| COMPANY SUPERVISION | MEWBOURNE OIL COMPANY | -1,250.00 | 0.032250710 | -40.31 |
| COMPANY SUPERVISION | MEWBOURNE OIL COMPANY | -1,250.00 | 0.032250710 | -40.31 |

05-01-2020

182

MEWBOURNE OIL COMPANY

Page 33

TOM M RAGSDALE
400 N SAM HOUSTON PARKWAY EAST
SUITE 601
HOUSTON, TX 77060

INVOICE NO.: 202004-17708

INVOICE DATE: 4-30-2020

OWNER: 035904-1

BILLING FOR: April 2020

| REFERENCE/DESCRIPTION OF CHARGES | | GROSS CHARGES | WORKING INTEREST | NET CHARGE |
|----------------------------------|-----------------------------|------------------|---------------------|---------------|
| COMPANY SUPERVISION | MEWBOURNE OIL COMPANY | -312.50 | 0.032250710 | -10.08 |
| COMPANY SUPERVISION | MEWBOURNE OIL COMPANY | -412.50 | 0.032250710 | -13.30 |
| COMPRESSOR RENTAL/SERVICES | NATURAL GAS SERVICES GRO | -4,199.74 | 0.032250710 | -135.44 |
| COMPRESSOR RENTAL/SERVICES | R360 ENVIRONMENTAL SOLU | -372.20 | 0.032250710 | -12.00 |
| COMPRESSOR RENTAL/SERVICES | BASELINE ENERGY SERVICES | -57.47 | 0.032250710 | -1.85 |
| CONTRACT SUPERVISION | PACE OILFIELD SERVICES INC | -291.53 | 0.032250710 | -9.40 |
| CONTRACT SUPERVISION | PACE OILFIELD SERVICES INC | -291.53 | 0.032250710 | -9.40 |
| CONTRACT SUPERVISION | PACE OILFIELD SERVICES INC | -291.53 | 0.032250710 | -9.40 |
| CONTRACT SUPERVISION | PACE OILFIELD SERVICES INC | -187.29 | 0.032250710 | -6.04 |
| CONTRACT SUPERVISION | PACE OILFIELD SERVICES INC | -160.54 | 0.032250710 | -5.18 |
| CONTRACT SUPERVISION | PACE OILFIELD SERVICES INC | -291.53 | 0.032250710 | -9.40 |
| CONTRACT SUPERVISION | PACE OILFIELD SERVICES INC | -269.84 | 0.032250710 | -8.70 |
| CONTRACT SUPERVISION | PACE OILFIELD SERVICES INC | -235.48 | 0.032250710 | -7.59 |
| CONTRACT SUPERVISION | PACE OILFIELD SERVICES INC | -43.43 | 0.032250710 | -1.40 |
| CONTRACT SUPERVISION | PACE OILFIELD SERVICES INC | -38.49 | 0.032250710 | -1.24 |
| CONTRACT SUPERVISION | PACE OILFIELD SERVICES INC | -36.80 | 0.032250710 | -1.19 |
| CONTRACT SUPERVISION | PACE OILFIELD SERVICES INC | -348.61 | 0.032250710 | -11.24 |
| FUEL, POWER & ELECTRICAL | XCEL ENERGY | -528.88 | 0.032250710 | -17.06 |
| FUEL, POWER & ELECTRICAL | XCEL ENERGY | -402.78 | 0.032250710 | -12.99 |
| FUEL, POWER & ELECTRICAL | PILOT THOMAS LOGISTICS LL | -40.35 | 0.032250710 | -1.30 |
| FUEL, POWER & ELECTRICAL | PILOT THOMAS LOGISTICS LL | -37.40 | 0.032250710 | -1.21 |
| FUEL, POWER & ELECTRICAL | PILOT THOMAS LOGISTICS LL | -120.64 | 0.032250710 | -3.89 |
| FUEL, POWER & ELECTRICAL | PILOT THOMAS LOGISTICS LL | -36.46 | 0.032250710 | -1.18 |
| LEASE MAINTENANCE | BAKER HUGHES OILFIELD | -571.91 | 0.032250710 | -18.45 |
| LEASE MAINTENANCE | GARNER PUMP & SUPPLY INC | -414.86 | 0.032250710 | -13.38 |
| LEASE MAINTENANCE | AMERICAN MILLENNIUM COR | -25.70 | 0.032250710 | -0.83 |
| LEASE MAINTENANCE | 7B ROUSTABOUT LLC | -1,105.00 | 0.032250710 | -35.64 |
| LEASE MAINTENANCE | 7B ROUSTABOUT LLC | -195.00 | 0.032250710 | -6.29 |
| LEASE MAINTENANCE | K&S OILFIELD SUPPLIES LLC | -64.81 | 0.032250710 | -2.09 |
| LEASE MAINTENANCE | TURNCO ENTERPRISES LLC | -142.50 | 0.032250710 | -4.60 |
| LEASE MAINTENANCE | TURNCO ENTERPRISES LLC | -66.50 | 0.032250710 | -2.14 |
| LEASE MAINTENANCE | INGRAM PROFESSIONAL SERV | -413.24 | 0.032250710 | -13.33 |
| LEASE MAINTENANCE | TRINITY OILFIELD SERVICES & | -237.38 | 0.032250710 | -7.66 |
| LEASE MAINTENANCE | EP&S LLC | -6.10 | 0.032250710 | -0.20 |
| LEASE MAINTENANCE | EP&S LLC | -37.27 | 0.032250710 | -1.20 |
| LEASE MAINTENANCE | MEWBOURNE OIL COMPANY | -255.75 | 0.032250710 | -8.25 |
| LEASE MAINTENANCE | MEWBOURNE OIL COMPANY | -255.75 | 0.032250710 | -8.25 |
| LEASE MAINTENANCE | MEWBOURNE OIL COMPANY | -193.75 | 0.032250710 | -6.25 |
| MISCELLANEOUS EQUIPMENT RENTAL | MEWBOURNE OIL COMPANY | -243.60 | 0.032250710 | -7.86 |
| MISCELLANEOUS EQUIPMENT RENTAL | TRINITY OILFIELD SERVICES & | -242.96 | 0.032250710 | -7.84 |
| MISCELLANEOUS EQUIPMENT RENTAL | TRINITY OILFIELD SERVICES & | -64.93 | 0.032250710 | -2.09 |
| PUMPING | MEWBOURNE OIL COMPANY | -875.00 | 0.032250710 | -28.22 |

05-01-2020

183

MEWBOURNE OIL COMPANY

Page 34

TOM M RAGSDALE
400 N SAM HOUSTON PARKWAY EAST
SUITE 601
HOUSTON, TX 77060

INVOICE NO.: 202004-17708

INVOICE DATE: 4-30-2020

OWNER: 035904-1

BILLING FOR: April 2020

| REFERENCE/DESCRIPTION OF CHARGES | | GROSS CHARGES | WORKING INTEREST | NET CHARGE |
|----------------------------------|----------------------------|------------------|---------------------|---------------|
| PUMPING | MEWBOURNE OIL COMPANY | -656.25 | 0.032250710 | -21.16 |
| SALT WATER DISPOSAL | OWL SWD OPERATING LLC | -3,124.23 | 0.032250710 | -100.76 |
| SALT WATER DISPOSAL | OWL SWD OPERATING LLC | -2,378.31 | 0.032250710 | -76.70 |
| SALT WATER DISPOSAL | NGL WATER SOLUTIONS PERM | -1,526.78 | 0.032250710 | -49.24 |
| SALT WATER DISPOSAL | LIMESTONE BASIN PROPERTIE | -156.55 | 0.032250710 | -5.05 |
| SITE RESTORATION & EXCAVATION | R360 ENVIRONMENTAL SOLUT | -54.60 | 0.032250710 | -1.76 |
| SITE RESTORATION & EXCAVATION | HALL ENVIRONMENTAL ANAI | -19.83 | 0.032250710 | -0.64 |
| TREATING,DEHYDRATION,METERING | PRO-KEM INC | -294.94 | 0.032250710 | -9.51 |
| CHEMICALS-PARAFFIN CONTROL | IMPERATIVE CHEMICAL PART | 464.50 | 0.031093200 | 14.44 |
| COMPANY SUPERVISION | MEWBOURNE OIL COMPANY | 1,250.00 | 0.031093200 | 38.86 |
| COMPANY SUPERVISION | MEWBOURNE OIL COMPANY | 1,250.00 | 0.031093200 | 38.86 |
| COMPANY SUPERVISION | MEWBOURNE OIL COMPANY | 312.50 | 0.031093200 | 9.72 |
| COMPANY SUPERVISION | MEWBOURNE OIL COMPANY | 412.50 | 0.031093200 | 12.82 |
| COMPRESSOR RENTAL/SERVICES | NATURAL GAS SERVICES GRO | 4,199.74 | 0.031093200 | 130.58 |
| COMPRESSOR RENTAL/SERVICES | R360 ENVIRONMENTAL SOLUT | 372.20 | 0.031093200 | 11.57 |
| COMPRESSOR RENTAL/SERVICES | BASELINE ENERGY SERVICES | 57.47 | 0.031093200 | 1.78 |
| CONTRACT SUPERVISION | PACE OILFIELD SERVICES INC | 291.53 | 0.031093200 | 9.06 |
| CONTRACT SUPERVISION | PACE OILFIELD SERVICES INC | 291.53 | 0.031093200 | 9.06 |
| CONTRACT SUPERVISION | PACE OILFIELD SERVICES INC | 291.53 | 0.031093200 | 9.06 |
| CONTRACT SUPERVISION | PACE OILFIELD SERVICES INC | 187.29 | 0.031093200 | 5.82 |
| CONTRACT SUPERVISION | PACE OILFIELD SERVICES INC | 160.54 | 0.031093200 | 4.99 |
| CONTRACT SUPERVISION | PACE OILFIELD SERVICES INC | 291.53 | 0.031093200 | 9.06 |
| CONTRACT SUPERVISION | PACE OILFIELD SERVICES INC | 269.84 | 0.031093200 | 8.39 |
| CONTRACT SUPERVISION | PACE OILFIELD SERVICES INC | 235.48 | 0.031093200 | 7.32 |
| CONTRACT SUPERVISION | PACE OILFIELD SERVICES INC | 43.43 | 0.031093200 | 1.35 |
| CONTRACT SUPERVISION | PACE OILFIELD SERVICES INC | 38.49 | 0.031093200 | 1.20 |
| CONTRACT SUPERVISION | PACE OILFIELD SERVICES INC | 36.80 | 0.031093200 | 1.15 |
| CONTRACT SUPERVISION | PACE OILFIELD SERVICES INC | 348.61 | 0.031093200 | 10.84 |
| FUEL, POWER & ELECTRICAL | XCEL ENERGY | 528.88 | 0.031093200 | 16.45 |
| FUEL, POWER & ELECTRICAL | XCEL ENERGY | 402.78 | 0.031093200 | 12.52 |
| FUEL, POWER & ELECTRICAL | PILOT THOMAS LOGISTICS LL | 40.35 | 0.031093200 | 1.25 |
| FUEL, POWER & ELECTRICAL | PILOT THOMAS LOGISTICS LL | 37.40 | 0.031093200 | 1.17 |
| FUEL, POWER & ELECTRICAL | PILOT THOMAS LOGISTICS LL | 120.64 | 0.031093200 | 3.75 |
| FUEL, POWER & ELECTRICAL | PILOT THOMAS LOGISTICS LL | 36.46 | 0.031093200 | 1.14 |
| LEASE MAINTENANCE | BAKER HUGHES OILFIELD | 571.91 | 0.031093200 | 17.79 |
| LEASE MAINTENANCE | GARNER PUMP & SUPPLY INC | 414.86 | 0.031093200 | 12.90 |
| LEASE MAINTENANCE | AMERICAN MILLENNIUM COR | 25.70 | 0.031093200 | 0.80 |
| LEASE MAINTENANCE | 7B ROUSTABOUT LLC | 1,105.00 | 0.031093200 | 34.36 |
| LEASE MAINTENANCE | 7B ROUSTABOUT LLC | 195.00 | 0.031093200 | 6.06 |
| LEASE MAINTENANCE | K&S OILFIELD SUPPLIES LLC | 64.81 | 0.031093200 | 2.01 |
| LEASE MAINTENANCE | TURNCO ENTERPRISES LLC | 142.50 | 0.031093200 | 4.43 |
| LEASE MAINTENANCE | TURNCO ENTERPRISES LLC | 66.50 | 0.031093200 | 2.06 |

05-01-2020

184

MEWBOURNE OIL COMPANY

Page 35

TOM M RAGSDALE
400 N SAM HOUSTON PARKWAY EAST
SUITE 601
HOUSTON, TX 77060

INVOICE NO.: 202004-17708

INVOICE DATE: 4-30-2020

OWNER: 035904-1

BILLING FOR: April 2020

| REFERENCE/DESCRIPTION OF CHARGES | | GROSS CHARGES | WORKING INTEREST | NET CHARGE |
|------------------------------------|-----------------------------|------------------|---------------------|---------------|
| LEASE MAINTENANCE | INGRAM PROFESSIONAL SERV | 413.24 | 0.031093200 | 12.85 |
| LEASE MAINTENANCE | TRINITY OILFIELD SERVICES & | 237.38 | 0.031093200 | 7.39 |
| LEASE MAINTENANCE | EP&S LLC | 6.10 | 0.031093200 | 0.19 |
| LEASE MAINTENANCE | EP&S LLC | 37.27 | 0.031093200 | 1.16 |
| LEASE MAINTENANCE | MEWBOURNE OIL COMPANY | 255.75 | 0.031093200 | 7.95 |
| LEASE MAINTENANCE | MEWBOURNE OIL COMPANY | 255.75 | 0.031093200 | 7.95 |
| LEASE MAINTENANCE | MEWBOURNE OIL COMPANY | 193.75 | 0.031093200 | 6.03 |
| MISCELLANEOUS EQUIPMENT RENTAL | MEWBOURNE OIL COMPANY | 243.60 | 0.031093200 | 7.58 |
| MISCELLANEOUS EQUIPMENT RENTAL | TRINITY OILFIELD SERVICES & | 242.96 | 0.031093200 | 7.56 |
| MISCELLANEOUS EQUIPMENT RENTAL | TRINITY OILFIELD SERVICES & | 64.93 | 0.031093200 | 2.01 |
| PUMPING | MEWBOURNE OIL COMPANY | 875.00 | 0.031093200 | 27.21 |
| PUMPING | MEWBOURNE OIL COMPANY | 656.25 | 0.031093200 | 20.40 |
| SALT WATER DISPOSAL | OWL SWD OPERATING LLC | 3,124.23 | 0.031093200 | 97.14 |
| SALT WATER DISPOSAL | OWL SWD OPERATING LLC | 2,378.31 | 0.031093200 | 73.95 |
| SALT WATER DISPOSAL | NGL WATER SOLUTIONS PERM | 1,526.78 | 0.031093200 | 47.47 |
| SALT WATER DISPOSAL | LIMESTONE BASIN PROPERTIE | 156.55 | 0.031093200 | 4.87 |
| SITE RESTORATION & EXCAVATION | R360 ENVIRONMENTAL SOLUT | 54.60 | 0.031093200 | 1.70 |
| SITE RESTORATION & EXCAVATION | HALL ENVIRONMENTAL ANAI | 19.83 | 0.031093200 | 0.62 |
| TREATING,DEHYDRATION,METERING | PRO-KEM INC | 294.94 | 0.031093200 | 9.17 |
| OVERHEAD-FIXED RATE | MEWBOURNE OIL COMPANY | 837.60 | 0.031100000 | 26.04 |
| Total Lease Operating Expense Cost | | 0.00 | | -30.62 |

Lease Operating Expense

| | | | | |
|----------------------------|----------------------------|----------|-------------|-------|
| CHEMICALS-WATER TREATING | IMPERATIVE CHEMICAL PART | 261.69 | 0.031093200 | 8.14 |
| COMPRESSOR MAINTENANCE | G&A FABRICATION LLC | 130.03 | 0.031093200 | 4.04 |
| COMPRESSOR MAINTENANCE | G&A FABRICATION LLC | 137.83 | 0.031093200 | 4.29 |
| COMPRESSOR MAINTENANCE | G&A FABRICATION LLC | 137.83 | 0.031093200 | 4.29 |
| COMPRESSOR RENTAL/SERVICES | GRAVITY OILFIELD SERVICES | 45.99 | 0.031093200 | 1.43 |
| COMPRESSOR RENTAL/SERVICES | GRAVITY OILFIELD SERVICES | 45.99 | 0.031093200 | 1.43 |
| COMPRESSOR RENTAL/SERVICES | GRAVITY OILFIELD SERVICES | 494.35 | 0.031093200 | 15.37 |
| COMPRESSOR RENTAL/SERVICES | GRAVITY OILFIELD SERVICES | 462.46 | 0.031093200 | 14.38 |
| COMPRESSOR RENTAL/SERVICES | GRAVITY OILFIELD SERVICES | 43.02 | 0.031093200 | 1.34 |
| COMPRESSOR RENTAL/SERVICES | GRAVITY OILFIELD SERVICES | 197.86 | 0.031093200 | 6.15 |
| COMPRESSOR RENTAL/SERVICES | GRAVITY OILFIELD SERVICES | 45.99 | 0.031093200 | 1.43 |
| CONTRACT SUPERVISION | PACE OILFIELD SERVICES INC | 116.57 | 0.031093200 | 3.62 |
| CONTRACT SUPERVISION | PACE OILFIELD SERVICES INC | 423.87 | 0.031093200 | 13.18 |
| CONTRACT SUPERVISION | PACE OILFIELD SERVICES INC | 423.87 | 0.031093200 | 13.18 |
| CONTRACT SUPERVISION | PACE OILFIELD SERVICES INC | 41.21 | 0.031093200 | 1.28 |
| CONTRACT SUPERVISION | PACE OILFIELD SERVICES INC | 423.87 | 0.031093200 | 13.18 |
| CONTRACT SUPERVISION | PACE OILFIELD SERVICES INC | 423.87 | 0.031093200 | 13.18 |
| CONTRACT SUPERVISION | SUNDOWN ENVIRO LLC | 1,012.00 | 0.031093200 | 31.47 |
| CONTRACT SUPERVISION | SUNDOWN ENVIRO LLC | 47.34 | 0.031093200 | 1.47 |

05-01-2020

185

MEWBOURNE OIL COMPANY

Page 36

TOM M RAGSDALE
400 N SAM HOUSTON PARKWAY EAST
SUITE 601
HOUSTON, TX 77060

INVOICE NO.: 202004-17708

INVOICE DATE: 4-30-2020

OWNER: 035904-1

BILLING FOR: April 2020

| REFERENCE/DESCRIPTION OF CHARGES | | GROSS CHARGES | WORKING INTEREST | NET CHARGE |
|------------------------------------|-----------------------------|---------------|------------------|------------|
| LEASE MAINTENANCE | BAKER HUGHES OILFIELD | 24.70 | 0.031093200 | 0.77 |
| LEASE MAINTENANCE | BAKER HUGHES OILFIELD | 39.13 | 0.031093200 | 1.22 |
| LEASE MAINTENANCE | AMERICAN MILLENNIUM COR | 26.01 | 0.031093200 | 0.81 |
| LEASE MAINTENANCE | 7B ROUSTABOUT LLC | 660.00 | 0.031093200 | 20.52 |
| LEASE MAINTENANCE | 7B ROUSTABOUT LLC | 660.00 | 0.031093200 | 20.52 |
| LEASE MAINTENANCE | 7B ROUSTABOUT LLC | 825.00 | 0.031093200 | 25.65 |
| LEASE MAINTENANCE | K&S OILFIELD SUPPLIES LLC | 130.88 | 0.031093200 | 4.07 |
| LEASE MAINTENANCE | K&S OILFIELD SUPPLIES LLC | 2,688.26 | 0.031093200 | 83.59 |
| LEASE MAINTENANCE | K&S OILFIELD SUPPLIES LLC | 39.46 | 0.031093200 | 1.23 |
| LEASE MAINTENANCE | G&A FABRICATION LLC | 3,432.54 | 0.031093200 | 106.73 |
| LEASE MAINTENANCE | TURNCO ENTERPRISES LLC | 18.27 | 0.031093200 | 0.57 |
| LEASE MAINTENANCE | TURNCO ENTERPRISES LLC | 25.58 | 0.031093200 | 0.80 |
| LEASE MAINTENANCE | TURNCO ENTERPRISES LLC | 39.62 | 0.031093200 | 1.23 |
| LEASE MAINTENANCE | TURNCO ENTERPRISES LLC | 21.92 | 0.031093200 | 0.68 |
| LEASE MAINTENANCE | TRINITY OILFIELD SERVICES & | 1,192.15 | 0.031093200 | 37.07 |
| LEASE MAINTENANCE | EP&S LLC | 35.37 | 0.031093200 | 1.10 |
| LEASE MAINTENANCE | EP&S LLC | 141.63 | 0.031093200 | 4.40 |
| LEASE MAINTENANCE | EP&S LLC | 21.88 | 0.031093200 | 0.68 |
| LEASE MAINTENANCE | EP&S LLC | 8.39 | 0.031093200 | 0.26 |
| LEASE MAINTENANCE | TRIPOINT OIL & GAS PRODUCT | -83.48 | 0.031093200 | -2.60 |
| LEASE MAINTENANCE | MEWBOURNE OIL COMPANY | 713.00 | 0.031093200 | 22.17 |
| MISCELLANEOUS EQUIPMENT RENTAL | MEWBOURNE OIL COMPANY | 260.40 | 0.031093200 | 8.10 |
| MISCELLANEOUS EQUIPMENT RENTAL | D&H TRUCKING | 161.84 | 0.031093200 | 5.03 |
| OVERHEAD-FIXED RATE | MEWBOURNE OIL COMPANY | 881.16 | 0.031093200 | 27.40 |
| PROFESSIONAL SERVICES | PRICE ENERGY CONSULTING I | 300.00 | 0.031093200 | 9.33 |
| PUMPING | MEWBOURNE OIL COMPANY | 875.00 | 0.031093200 | 27.21 |
| PUMPING | MEWBOURNE OIL COMPANY | 656.25 | 0.031093200 | 20.40 |
| SALT WATER DISPOSAL | OWL SWD OPERATING LLC | 7,627.14 | 0.031093200 | 237.15 |
| SALT WATER DISPOSAL | LIMESTONE BASIN PROPERTIE | 502.06 | 0.031093200 | 15.61 |
| SITE RESTORATION & EXCAVATION | TRINITY OILFIELD SERVICES & | 2,084.23 | 0.031093200 | 64.81 |
| WELL/LEASE INSURANCE | LOCKTON COMPANIES LLC | 673.50 | 0.031093200 | 20.94 |
| Total Lease Operating Expense Cost | | 29,597.53 | | 920.30 |

62776000-30 SUBTOTAL

29,597.53

725.78

PROPERTY 62776000 TOTAL

29,597.53

856.93

PROPERTY: 62906000 62906000-30 GAZELLE 22 B2MD FED COM 2H

Lease Operating Expense

| | | | | |
|--------------------------|--------------------------|--------|-------------|-------|
| CHEMICALS-WATER TREATING | IMPERATIVE CHEMICAL PART | 264.66 | 0.195498190 | 51.74 |
| COMPRESSOR MAINTENANCE | G&A FABRICATION LLC | 179.46 | 0.195498190 | 35.08 |
| COMPRESSOR MAINTENANCE | G&A FABRICATION LLC | 178.84 | 0.195498190 | 34.96 |
| COMPRESSOR MAINTENANCE | G&A FABRICATION LLC | 164.82 | 0.195498190 | 32.22 |
| COMPRESSOR MAINTENANCE | G&A FABRICATION LLC | 69.24 | 0.195498190 | 13.54 |

05-01-2020

186

MEWBOURNE OIL COMPANY

Page 37

TOM M RAGSDALE
400 N SAM HOUSTON PARKWAY EAST
SUITE 601
HOUSTON, TX 77060

INVOICE NO.: 202004-17708

INVOICE DATE: 4-30-2020

OWNER: 035904-1

BILLING FOR: April 2020

| REFERENCE/DESCRIPTION OF CHARGES | | GROSS CHARGES | WORKING INTEREST | NET CHARGE |
|----------------------------------|---------------------------|------------------|---------------------|---------------|
| COMPRESSOR MAINTENANCE | G&A FABRICATION LLC | 187.26 | 0.195498190 | 36.61 |
| COMPRESSOR RENTAL/SERVICES | GRAVITY OILFIELD SERVICES | 24.96 | 0.195498190 | 4.87 |
| COMPRESSOR RENTAL/SERVICES | GRAVITY OILFIELD SERVICES | 24.96 | 0.195498190 | 4.87 |
| COMPRESSOR RENTAL/SERVICES | GRAVITY OILFIELD SERVICES | 268.36 | 0.195498190 | 52.46 |
| COMPRESSOR RENTAL/SERVICES | GRAVITY OILFIELD SERVICES | 251.05 | 0.195498190 | 49.08 |
| COMPRESSOR RENTAL/SERVICES | GRAVITY OILFIELD SERVICES | 23.35 | 0.195498190 | 4.57 |
| COMPRESSOR RENTAL/SERVICES | GRAVITY OILFIELD SERVICES | 107.41 | 0.195498190 | 20.99 |
| COMPRESSOR RENTAL/SERVICES | GRAVITY OILFIELD SERVICES | 24.96 | 0.195498190 | 4.87 |
| LEASE MAINTENANCE | CUSTOM WELDING OF HOBBS | 74.44 | 0.195498190 | 14.56 |
| LEASE MAINTENANCE | CUSTOM WELDING OF HOBBS | 225.31 | 0.195498190 | 44.05 |
| LEASE MAINTENANCE | BAKER HUGHES OILFIELD | 16.29 | 0.195498190 | 3.19 |
| LEASE MAINTENANCE | BAKER HUGHES OILFIELD | 25.81 | 0.195498190 | 5.05 |
| LEASE MAINTENANCE | GARNER PUMP & SUPPLY INC | 266.50 | 0.195498190 | 52.10 |
| LEASE MAINTENANCE | AMERICAN MILLENNIUM COR | 17.61 | 0.195498190 | 3.44 |
| LEASE MAINTENANCE | THE GASCO MANUFACTURING | 172.69 | 0.195498190 | 33.76 |
| LEASE MAINTENANCE | JW OILFIELD HAULING INC | 2,787.81 | 0.195498190 | 545.01 |
| LEASE MAINTENANCE | KEYSTONE PUMP & SUPPLY LI | 64.82 | 0.195498190 | 12.67 |
| LEASE MAINTENANCE | KEYSTONE PUMP & SUPPLY LI | 16.32 | 0.195498190 | 3.19 |
| LEASE MAINTENANCE | K&S OILFIELD SUPPLIES LLC | 125.57 | 0.195498190 | 24.55 |
| LEASE MAINTENANCE | K&S OILFIELD SUPPLIES LLC | 130.90 | 0.195498190 | 25.58 |
| LEASE MAINTENANCE | TURNCO ENTERPRISES LLC | 47.50 | 0.195498190 | 9.29 |
| LEASE MAINTENANCE | TURNCO ENTERPRISES LLC | 23.75 | 0.195498190 | 4.64 |
| LEASE MAINTENANCE | TURNCO ENTERPRISES LLC | 95.00 | 0.195498190 | 18.57 |
| LEASE MAINTENANCE | TURNCO ENTERPRISES LLC | 18.27 | 0.195498190 | 3.57 |
| LEASE MAINTENANCE | TURNCO ENTERPRISES LLC | 137.50 | 0.195498190 | 26.87 |
| LEASE MAINTENANCE | TURNCO ENTERPRISES LLC | 25.58 | 0.195498190 | 5.00 |
| LEASE MAINTENANCE | TURNCO ENTERPRISES LLC | 71.25 | 0.195498190 | 13.93 |
| LEASE MAINTENANCE | TURNCO ENTERPRISES LLC | 39.62 | 0.195498190 | 7.74 |
| LEASE MAINTENANCE | TURNCO ENTERPRISES LLC | 21.93 | 0.195498190 | 4.29 |
| LEASE MAINTENANCE | TURNCO ENTERPRISES LLC | 47.50 | 0.195498190 | 9.29 |
| LEASE MAINTENANCE | TURNCO ENTERPRISES LLC | 166.25 | 0.195498190 | 32.50 |
| LEASE MAINTENANCE | INGRAM PROFESSIONAL SERV | 2,066.85 | 0.195498190 | 404.06 |
| LEASE MAINTENANCE | INGRAM PROFESSIONAL SERV | 93.27 | 0.195498190 | 18.23 |
| LEASE MAINTENANCE | INGRAM PROFESSIONAL SERV | 108.78 | 0.195498190 | 21.27 |
| LEASE MAINTENANCE | EP&S LLC | 658.29 | 0.195498190 | 128.69 |
| LEASE MAINTENANCE | EP&S LLC | 35.37 | 0.195498190 | 6.91 |
| LEASE MAINTENANCE | EP&S LLC | 141.63 | 0.195498190 | 27.69 |
| LEASE MAINTENANCE | EP&S LLC | 21.88 | 0.195498190 | 4.28 |
| LEASE MAINTENANCE | EP&S LLC | 8.39 | 0.195498190 | 1.64 |
| LEASE MAINTENANCE | MEWBOURNE OIL COMPANY | 193.75 | 0.195498190 | 37.88 |
| LEASE MAINTENANCE | MEWBOURNE OIL COMPANY | 387.50 | 0.195498190 | 75.76 |
| MISCELLANEOUS EQUIPMENT RENTAL | MEWBOURNE OIL COMPANY | 260.40 | 0.195498190 | 50.91 |

05-01-2020

187

MEWBOURNE OIL COMPANY

Page 38

TOM M RAGSDALE
400 N SAM HOUSTON PARKWAY EAST
SUITE 601
HOUSTON, TX 77060

INVOICE NO.: 202004-17708

INVOICE DATE: 4-30-2020

OWNER: 035904-1

BILLING FOR: April 2020

| REFERENCE/DESCRIPTION OF CHARGES | | GROSS CHARGES | WORKING INTEREST | NET CHARGE |
|--|-----------------------------|------------------|------------------|------------|
| OVERHEAD-FIXED RATE | MEWBOURNE OIL COMPANY | 881.16 | 0.195498190 | 172.27 |
| PROFESSIONAL SERVICES | JET LABORATORIES INC | 1,118.86 | 0.195498190 | 218.74 |
| PROFESSIONAL SERVICES | PRICE ENERGY CONSULTING I | 75.00 | 0.195498190 | 14.66 |
| PUMPING | MEWBOURNE OIL COMPANY | 875.00 | 0.195498190 | 171.06 |
| PUMPING | MEWBOURNE OIL COMPANY | 656.25 | 0.195498190 | 128.30 |
| SALT WATER DISPOSAL | OWL SWD OPERATING LLC | 4,140.58 | 0.195498190 | 809.48 |
| SALT WATER DISPOSAL | LIMESTONE BASIN PROPERTIE | 272.57 | 0.195498190 | 53.28 |
| SITE RESTORATION & EXCAVATION | TRINITY OILFIELD SERVICES & | 1,105.83 | 0.195498190 | 216.19 |
| WELL/LEASE INSURANCE | LOCKTON COMPANIES LLC | 673.50 | 0.195498190 | 131.66 |
| Total Lease Operating Expense Cost | | 20,162.41 | | 3,941.66 |
| 62906000-30 SUBTOTAL | | 20,162.41 | 3,941.66 | |
| PROPERTY 62906000 TOTAL | | 20,162.41 | 3,941.66 | |
| PROPERTY: 62907000 62907000-10 GAZELLE 22 B2NC FED COM 2H | | | | |
| <u>Intangible Well Cost</u> | | | | |
| CASING, TUBING, SNUBBING SERV | BUTCH'S RAT HOLE & ANCHOI | 16,672.54 | 0.001524840 | 25.42 |
| COMPANY SUPERVISION | MEWBOURNE OIL COMPANY | 775.00 | 0.001524840 | 1.18 |
| EQUIPMENT RENTAL | LA ENTERPRISE SERVICES INC | 672.80 | 0.001524840 | 1.03 |
| EQUIPMENT RENTAL | OIL PATCH GROUP INC | 3,597.55 | 0.001524840 | 5.49 |
| INSPECTION & REPAIR SERVICES | SMITH INTERNATIONAL INC | 21,582.65 | 0.001524840 | 32.91 |
| LOCATION RESTORATION | SUNDANCE SERVICES INC | 751.19 | 0.001524840 | 1.15 |
| LOCATION RESTORATION | DUKE OILFIELD SERVICES LLC | 538.05 | 0.001524840 | 0.82 |
| LOCATION RESTORATION | R360 ENVIRONMENTAL SOLUT | 131.88 | 0.001524840 | 0.20 |
| LOCATION RESTORATION | AY TRUCKING INC | 788.44 | 0.001524840 | 1.20 |
| LOCATION RESTORATION | AY TRUCKING INC | 512.48 | 0.001524840 | 0.78 |
| RIG MOBILIZATION | SYNERGY CLEANING Solutio | 3,414.00 | 0.001524840 | 5.21 |
| TRANSPORTATION | DIVINE ENERGY SERVICES LL | 3,657.79 | 0.001524840 | 5.58 |
| Total Intangible Well Cost Cost | | 53,094.37 | | 80.97 |
| <u>Tangible Well Cost</u> | | | | |
| CASING (10.1" - 19.0") | SOONER PIPE LLC | -3,517.54 | 0.001524840 | -5.36 |
| Total Tangible Well Cost Cost | | -3,517.54 | | -5.36 |
| <u>Intangible Well Cost</u> | | | | |
| COMPANY SUPERVISION | MEWBOURNE OIL COMPANY | 787.50 | 0.001524840 | 1.20 |
| EQUIPMENT RENTAL | OIL PATCH GROUP INC | 11,117.51 | 0.001524840 | 16.95 |
| INSPECTION & REPAIR SERVICES | SMITH INTERNATIONAL INC | 26,509.40 | 0.001524840 | 40.42 |
| LOCATION RESTORATION | R360 ENVIRONMENTAL SOLUT | 6,047.26 | 0.001524840 | 9.22 |
| LOCATION RESTORATION | R360 ENVIRONMENTAL SOLUT | 3,731.54 | 0.001524840 | 5.69 |
| LOCATION RESTORATION | R360 ENVIRONMENTAL SOLUT | 2,939.23 | 0.001524840 | 4.48 |
| Total Intangible Well Cost Cost | | 51,132.44 | | 77.96 |
| <u>Tangible Well Cost</u> | | | | |
| CASING (6.1" - 8.0") | SOONER PIPE LLC | -1,469.16 | 0.001524840 | -2.24 |

05-01-2020

188

MEWBOURNE OIL COMPANY

Page 39

TOM M RAGSDALE
400 N SAM HOUSTON PARKWAY EAST
SUITE 601
HOUSTON, TX 77060

INVOICE NO.: 202004-17708

INVOICE DATE: 4-30-2020

OWNER: 035904-1

BILLING FOR: April 2020

| REFERENCE/DESCRIPTION OF CHARGES | | GROSS CHARGES | WORKING INTEREST | NET CHARGE |
|--|-----------------------------|------------------|------------------|------------|
| CASING (8.1" - 10.0") | SOONER PIPE LLC | -5,982.74 | 0.001524840 | -9.12 |
| Total Tangible Well Cost Cost | | -7,451.90 | | -11.36 |
| 62907000-10 SUBTOTAL | | 93,257.37 | 142.21 | |
| PROPERTY: 62907000 62907000-20 GAZELLE 22 B2NC FED COM 2H | | | | |
| <u>Intangible Well Cost</u> | | | | |
| CASING, TUBING, SNUBING SERV | L & E SERVICES LLC | 335.10 | 0.001524840 | 0.51 |
| CASING, TUBING, SNUBING SERV | PETROSTAR SERVICES LLC | 8,889.22 | 0.001524840 | 13.55 |
| COMPANY SUPERVISION | MEWBOURNE OIL COMPANY | 1,150.00 | 0.001524840 | 1.75 |
| COMPANY SUPERVISION | MEWBOURNE OIL COMPANY | 575.00 | 0.001524840 | 0.88 |
| COMPANY SUPERVISION | MEWBOURNE OIL COMPANY | 625.00 | 0.001524840 | 0.95 |
| CONTRACT SUPERVISION | SDS PETROLEUM CONSULTAN | 5,538.75 | 0.001524840 | 8.45 |
| CONTRACT SUPERVISION | SDS PETROLEUM CONSULTAN | 3,587.00 | 0.001524840 | 5.47 |
| HORIZONTAL DRILLOUT SERVICES | SDS PETROLEUM CONSULTAN | 3,587.00 | 0.001524840 | 5.47 |
| LOCATION RESTORATION | SUNDANCE SERVICES INC | 292.43 | 0.001524840 | 0.45 |
| LOCATION, ROADS, PITS | HOBBS ANCHOR INC | 1,292.38 | 0.001524840 | 1.97 |
| LOCATION, ROADS, PITS | TRINITY OILFIELD SERVICES & | 799.19 | 0.001524840 | 1.22 |
| LOCATION, ROADS, PITS | TRINITY OILFIELD SERVICES & | 1,780.34 | 0.001524840 | 2.71 |
| LOCATION, ROADS, PITS | TRINITY OILFIELD SERVICES & | 1,630.00 | 0.001524840 | 2.49 |
| LOCATION, ROADS, PITS | TRINITY OILFIELD SERVICES & | 1,410.54 | 0.001524840 | 2.15 |
| LOGGING, WIRELINE & CORING | REPEAT PRECISION LLC | 7,569.00 | 0.001524840 | 11.54 |
| LOGGING, WIRELINE & CORING | XTREME CRANE & RIGGING LI | 5,050.00 | 0.001524840 | 7.70 |
| LOGGING, WIRELINE & CORING | XTREME CRANE & RIGGING LI | 12,625.00 | 0.001524840 | 19.25 |
| MISC. AIR & PUMPING SERVICES | AY TRUCKING INC | 551.92 | 0.001524840 | 0.84 |
| OVERHEAD FIXED RATE | MEWBOURNE OIL COMPANY | 3,350.40 | 0.001524840 | 5.11 |
| OVERHEAD FIXED RATE | MEWBOURNE OIL COMPANY | 10,031.82 | 0.001524840 | 15.30 |
| STIMULATION | HALLIBURTON ENERGY SERV | 919,995.25 | 0.001524840 | 1,402.85 |
| STIMULATION | PETROSTAR SERVICES LLC | 46,073.63 | 0.001524840 | 70.25 |
| STIMULATION RENTALS & OTHER | GUNS UP SERVICES | 2,897.44 | 0.001524840 | 4.42 |
| STIMULATION RENTALS & OTHER | GUNS UP SERVICES | 1,062.40 | 0.001524840 | 1.62 |
| STIMULATION RENTALS & OTHER | GUNS UP SERVICES | 482.91 | 0.001524840 | 0.74 |
| STIMULATION RENTALS & OTHER | GUNS UP SERVICES | 482.91 | 0.001524840 | 0.74 |
| STIMULATION RENTALS & OTHER | GUNS UP SERVICES | 4,755.02 | 0.001524840 | 7.25 |
| STIMULATION RENTALS & OTHER | OIL STATES ENERGY SERVICE | 38,869.37 | 0.001524840 | 59.27 |
| STIMULATION RENTALS & OTHER | NEW WAVE ENERGY SERVICE | 53,365.47 | 0.001524840 | 81.37 |
| TRANSPORTATION | GREEN'S PIPE SERVICE INC | 1,000.00 | 0.001524840 | 1.52 |
| WATER AND OTHER | GUNS UP SERVICES | 2,645.26 | 0.001524840 | 4.03 |
| WATER AND OTHER | GUNS UP SERVICES | 1,062.40 | 0.001524840 | 1.62 |
| WATER AND OTHER | AY TRUCKING INC | 1,396.32 | 0.001524840 | 2.13 |
| WATER AND OTHER | ACCELERATED WATER RESOL | 179,447.48 | 0.001524840 | 273.63 |
| WELDING & CONSTRUCTION | MEWBOURNE OIL COMPANY | 775.00 | 0.001524840 | 1.18 |
| WELDING & CONSTRUCTION | MEWBOURNE OIL COMPANY | 775.00 | 0.001524840 | 1.18 |

05-01-2020

189

MEWBOURNE OIL COMPANY

Page 40

TOM M RAGSDALE
400 N SAM HOUSTON PARKWAY EAST
SUITE 601
HOUSTON, TX 77060

INVOICE NO.: 202004-17708

INVOICE DATE: 4-30-2020

OWNER: 035904-1

BILLING FOR: April 2020

| REFERENCE/DESCRIPTION OF CHARGES | | GROSS CHARGES | WORKING INTEREST | NET CHARGE |
|--------------------------------------|-----------------------------|---------------|------------------|------------|
| Total Intangible Well Cost Cost | | 1,325,755.95 | | 2,021.56 |
| <u>Tangible Well Cost</u> | | | | |
| CASING (4.1" - 6.0") | SOONER PIPE LLC | 2,852.21 | 0.001524840 | 4.35 |
| CASING (4.1" - 6.0") | SOONER PIPE LLC | -4,669.93 | 0.001524840 | -7.12 |
| TUBING HEAD & UPPER SECTION | CAMERON INTERNATIONAL | 15,641.26 | 0.001524840 | 23.85 |
| TUBING HEAD & UPPER SECTION | CAMERON INTERNATIONAL | 1,324.58 | 0.001524840 | 2.02 |
| TUBING HEAD & UPPER SECTION | DIVINE WIRELINE SOLUTIONS | 5,067.08 | 0.001524840 | 7.73 |
| TUBING HEAD & UPPER SECTION | DIVINE WIRELINE SOLUTIONS | 5,067.08 | 0.001524840 | 7.73 |
| Total Tangible Well Cost Cost | | 25,282.28 | | 38.56 |
| <u>Equipment Beyond Wellhead</u> | | | | |
| CATHODIC PROTECTION | TANKLOGIX LLC | 13,362.58 | 0.001524840 | 20.38 |
| MISC. VALVES & FITTINGS | GREEN'S PIPE SERVICE INC | 20,708.75 | 0.001524840 | 31.58 |
| MISC. VALVES & FITTINGS | K&S OILFIELD SUPPLIES LLC | 8,261.88 | 0.001524840 | 12.60 |
| MISC. VALVES & FITTINGS | K&S OILFIELD SUPPLIES LLC | 1,808.98 | 0.001524840 | 2.76 |
| MISC. VALVES & FITTINGS | K&S OILFIELD SUPPLIES LLC | 13,935.59 | 0.001524840 | 21.25 |
| SEPARATION EQUIPMENT | HERO FLARE LLC | 22,431.50 | 0.001524840 | 34.20 |
| Total Equipment Beyond Wellhead Cost | | 80,509.28 | | 122.77 |
| <u>Intangible Well Cost</u> | | | | |
| COMPANY SUPERVISION | MEWBOURNE OIL COMPANY | 587.50 | 0.001524840 | 0.90 |
| COMPANY SUPERVISION | MEWBOURNE OIL COMPANY | 4,700.00 | 0.001524840 | 7.17 |
| COMPANY SUPERVISION | MEWBOURNE OIL COMPANY | 2,350.00 | 0.001524840 | 3.58 |
| COMPANY SUPERVISION | MEWBOURNE OIL COMPANY | 1,250.00 | 0.001524840 | 1.91 |
| COMPANY SUPERVISION | MEWBOURNE OIL COMPANY | 4,406.25 | 0.001524840 | 6.72 |
| COMPANY SUPERVISION | MEWBOURNE OIL COMPANY | 1,175.00 | 0.001524840 | 1.79 |
| COMPANY SUPERVISION | MEWBOURNE OIL COMPANY | 1,762.50 | 0.001524840 | 2.69 |
| COMPANY SUPERVISION | MEWBOURNE OIL COMPANY | 625.00 | 0.001524840 | 0.95 |
| CONTRACT SUPERVISION | SDS PETROLEUM CONSULTAN | 3,178.75 | 0.001524840 | 4.85 |
| CONTRACT SUPERVISION | SDS PETROLEUM CONSULTAN | 6,357.50 | 0.001524840 | 9.69 |
| FUEL | ATLAS OIL COMPANY | 147,668.17 | 0.001524840 | 225.17 |
| HORIZONTAL DRILLOUT SERVICES | GUNS UP SERVICES | 772.66 | 0.001524840 | 1.18 |
| HORIZONTAL DRILLOUT SERVICES | GUNS UP SERVICES | 193.17 | 0.001524840 | 0.29 |
| HORIZONTAL DRILLOUT SERVICES | LESLIE CRAIG | 819.98 | 0.001524840 | 1.25 |
| HORIZONTAL DRILLOUT SERVICES | TRINITY OILFIELD SERVICES & | 1,922.75 | 0.001524840 | 2.93 |
| HORIZONTAL DRILLOUT SERVICES | TRINITY OILFIELD SERVICES & | 274.30 | 0.001524840 | 0.42 |
| HORIZONTAL DRILLOUT SERVICES | KLX ENERGY SERVICES LLC | 55,155.40 | 0.001524840 | 84.10 |
| LOCATION RESTORATION | SUNDANCE SERVICES INC | 241.46 | 0.001524840 | 0.37 |
| LOCATION RESTORATION | SUNDANCE SERVICES INC | 300.48 | 0.001524840 | 0.46 |
| LOCATION RESTORATION | SUNDANCE SERVICES INC | 367.55 | 0.001524840 | 0.56 |
| LOCATION RESTORATION | DUKE OILFIELD SERVICES LLC | 2,305.18 | 0.001524840 | 3.52 |
| LOCATION RESTORATION | GUNS UP SERVICES | 627.79 | 0.001524840 | 0.96 |
| LOCATION RESTORATION | GUNS UP SERVICES | 1,727.74 | 0.001524840 | 2.63 |

05-01-2020

190

MEWBOURNE OIL COMPANY

Page 41

TOM M RAGSDALE
400 N SAM HOUSTON PARKWAY EAST
SUITE 601
HOUSTON, TX 77060

INVOICE NO.: 202004-17708

INVOICE DATE: 4-30-2020

OWNER: 035904-1

BILLING FOR: April 2020

| REFERENCE/DESCRIPTION OF CHARGES | | GROSS CHARGES | WORKING INTEREST | NET CHARGE |
|--------------------------------------|-----------------------------|---------------|------------------|------------|
| LOCATION, ROADS, PITS | A-1 SIGN ENGRAVERS INC | 310.81 | 0.001524840 | 0.47 |
| LOCATION, ROADS, PITS | GARNER PUMP & SUPPLY INC | 573.80 | 0.001524840 | 0.88 |
| LOGGING, WIRELINE & CORING | RWLS LLC DBA RENEGADE SE | 130,311.25 | 0.001524840 | 198.70 |
| OVERHEAD FIXED RATE | MEWBOURNE OIL COMPANY | 4,323.10 | 0.001524840 | 6.59 |
| STIMULATION RENTALS & OTHER | GUNS UP SERVICES | 7,507.58 | 0.001524840 | 11.45 |
| STIMULATION RENTALS & OTHER | WHITE TRASH TRAILERS LLC | 2,603.01 | 0.001524840 | 3.97 |
| STIMULATION RENTALS & OTHER | LESLIE CRAIG | 625.50 | 0.001524840 | 0.95 |
| STIMULATION RENTALS & OTHER | LESLIE CRAIG | 4,352.19 | 0.001524840 | 6.64 |
| STIMULATION RENTALS & OTHER | TRINITY OILFIELD SERVICES & | 3,376.00 | 0.001524840 | 5.15 |
| STIMULATION RENTALS & OTHER | PETROSTAR SERVICES LLC | 5,217.43 | 0.001524840 | 7.96 |
| WELDING & CONSTRUCTION | MEWBOURNE OIL COMPANY | 387.50 | 0.001524840 | 0.59 |
| Total Intangible Well Cost Cost | | 398,357.30 | | 607.44 |
| <u>Equipment Beyond Wellhead</u> | | | | |
| LINE PIPE-GAS GATHERING | GREEN'S PIPE SERVICE INC | 2,830.80 | 0.001524840 | 4.32 |
| PIPE LINE CONSTRUCTION | TURNCO ENTERPRISES LLC | 552.50 | 0.001524840 | 0.84 |
| PRODUCTION EQUIP INSTALLATION | TURNCO ENTERPRISES LLC | 760.00 | 0.001524840 | 1.16 |
| PRODUCTION EQUIP INSTALLATION | TURNCO ENTERPRISES LLC | 595.00 | 0.001524840 | 0.91 |
| PRODUCTION EQUIP INSTALLATION | TRINITY OILFIELD SERVICES & | 960.05 | 0.001524840 | 1.46 |
| PRODUCTION EQUIP INSTALLATION | TRINITY OILFIELD SERVICES & | 501.13 | 0.001524840 | 0.76 |
| PRODUCTION EQUIP INSTALLATION | TRINITY OILFIELD SERVICES & | 2,057.25 | 0.001524840 | 3.14 |
| SURFACE PUMPS & PRIME MOVERS | G&A FABRICATION LLC | 21,275.28 | 0.001524840 | 32.44 |
| Total Equipment Beyond Wellhead Cost | | 29,532.01 | | 45.03 |
| <u>Intangible Well Cost</u> | | | | |
| COMPANY SUPERVISION | MEWBOURNE OIL COMPANY | 587.50 | 0.001524840 | 0.90 |
| HORIZONTAL DRILLOUT SERVICES | THRU TUBING SOLUTIONS INC | 18,154.90 | 0.001524840 | 27.68 |
| HORIZONTAL DRILLOUT SERVICES | GUNS UP SERVICES | 1,209.70 | 0.001524840 | 1.84 |
| HORIZONTAL DRILLOUT SERVICES | GUNS UP SERVICES | 1,935.41 | 0.001524840 | 2.95 |
| HORIZONTAL DRILLOUT SERVICES | GUNS UP SERVICES | 3,258.36 | 0.001524840 | 4.97 |
| HORIZONTAL DRILLOUT SERVICES | WHITE TRASH TRAILERS LLC | 280.54 | 0.001524840 | 0.43 |
| HORIZONTAL DRILLOUT SERVICES | LESLIE CRAIG | 1,708.29 | 0.001524840 | 2.60 |
| HORIZONTAL DRILLOUT SERVICES | DIVINE WIRELINE SOLUTIONS | 4,071.16 | 0.001524840 | 6.21 |
| LOCATION RESTORATION | SUNDANCE SERVICES INC | 622.41 | 0.001524840 | 0.95 |
| LOCATION RESTORATION | SUNDANCE SERVICES INC | 555.34 | 0.001524840 | 0.85 |
| LOGGING, WIRELINE & CORING | HALLIBURTON ENERGY SERV | 27,852.00 | 0.001524840 | 42.47 |
| MISC. AIR & PUMPING SERVICES | GUNS UP SERVICES | 1,502.39 | 0.001524840 | 2.29 |
| STIMULATION RENTALS & OTHER | TANMAR RENTALS LLC | 5,529.40 | 0.001524840 | 8.43 |
| WATER AND OTHER | HARMAC ENERGY SERVICES I | 1,461.29 | 0.001524840 | 2.23 |
| Total Intangible Well Cost Cost | | 68,728.69 | | 104.80 |
| <u>Tangible Well Cost</u> | | | | |
| TUBING HEAD & UPPER SECTION | K&S OILFIELD SUPPLIES LLC | 3,408.44 | 0.001524840 | 5.20 |
| Total Tangible Well Cost Cost | | 3,408.44 | | 5.20 |

05-01-2020

191

MEWBOURNE OIL COMPANY

Page 42

TOM M RAGSDALE
400 N SAM HOUSTON PARKWAY EAST
SUITE 601
HOUSTON, TX 77060

INVOICE NO.: 202004-17708

INVOICE DATE: 4-30-2020

OWNER: 035904-1

BILLING FOR: April 2020

| REFERENCE/DESCRIPTION OF CHARGES | | GROSS CHARGES | WORKING INTEREST | NET CHARGE |
|--------------------------------------|-----------------------------|---------------|------------------|------------|
| <u>Equipment Beyond Wellhead</u> | | | | |
| ELECTRICAL INSTALLATIONS | INGRAM PROFESSIONAL SERV | 19,731.48 | 0.001524840 | 30.09 |
| PIPE LINE CONSTRUCTION | RRC SURVEYING LLC | 1,035.22 | 0.001524840 | 1.58 |
| PIPE LINE CONSTRUCTION | TRINITY OILFIELD SERVICES & | 28,810.08 | 0.001524840 | 43.93 |
| Total Equipment Beyond Wellhead Cost | | 49,576.78 | | 75.60 |
| <u>Intangible Well Cost</u> | | | | |
| COMPANY SUPERVISION | MEWBOURNE OIL COMPANY | 600.00 | 0.001524840 | 0.91 |
| COMPLETION / WORKOVER RIG | ARIES WELL SERVICE INC | 10,173.89 | 0.001524840 | 15.51 |
| CONTRACT SUPERVISION | ERVIN WELL SITE CONSULTA | 1,707.25 | 0.001524840 | 2.60 |
| CONTRACT SUPERVISION | ERVIN WELL SITE CONSULTA | 3,127.50 | 0.001524840 | 4.77 |
| EQUIPMENT RENTAL | D & L METERS AND INSTRUM | 2,586.63 | 0.001524840 | 3.94 |
| EQUIPMENT RENTAL | L & R WELL SERVICE INC | 1,489.24 | 0.001524840 | 2.27 |
| HORIZONTAL DRILLOUT SERVICES | GARNER PUMP & SUPPLY INC | 751.60 | 0.001524840 | 1.14 |
| HORIZONTAL DRILLOUT SERVICES | PRESTIGE EQUIPMENT RENTA | 3,573.87 | 0.001524840 | 5.45 |
| HORIZONTAL DRILLOUT SERVICES | MORAN EQUIPMENT LLC | 15,172.50 | 0.001524840 | 23.14 |
| HORIZONTAL DRILLOUT SERVICES | MORAN EQUIPMENT LLC | 973.21 | 0.001524840 | 1.48 |
| HORIZONTAL DRILLOUT SERVICES | DELAWARE ENERGY LLC | 2,335.14 | 0.001524840 | 3.56 |
| MISC. AIR & PUMPING SERVICES | STONE OILFIELD SERVICE INC | 1,925.14 | 0.001524840 | 2.94 |
| MISC. AIR & PUMPING SERVICES | STONE OILFIELD SERVICE INC | 3,112.93 | 0.001524840 | 4.75 |
| MISC. AIR & PUMPING SERVICES | STONE OILFIELD SERVICE INC | 5,257.93 | 0.001524840 | 8.02 |
| MISC. AIR & PUMPING SERVICES | STONE OILFIELD SERVICE INC | 900.90 | 0.001524840 | 1.37 |
| MISC. AIR & PUMPING SERVICES | QATAR LLC | 141.29 | 0.001524840 | 0.22 |
| OVERHEAD FIXED RATE | MEWBOURNE OIL COMPANY | 4,788.54 | 0.001524840 | 7.30 |
| STIMULATION RENTALS & OTHER | PRESTIGE EQUIPMENT RENTA | 5,360.84 | 0.001524840 | 8.17 |
| STIMULATION RENTALS & OTHER | MORAN EQUIPMENT LLC | 3,034.51 | 0.001524840 | 4.63 |
| TESTING | MORAN EQUIPMENT LLC | 12,137.97 | 0.001524840 | 18.51 |
| TESTING | MORAN EQUIPMENT LLC | 973.24 | 0.001524840 | 1.48 |
| TRANSPORTATION | L & R WELL SERVICE INC | 858.26 | 0.001524840 | 1.31 |
| TRANSPORTATION | L & R WELL SERVICE INC | 423.83 | 0.001524840 | 0.65 |
| TRANSPORTATION | DIVINE WIRELINE SOLUTIONS | 486.00 | 0.001524840 | 0.74 |
| Total Intangible Well Cost Cost | | 81,892.21 | | 124.86 |
| <u>Tangible Well Cost</u> | | | | |
| ARTIFICIAL LIFT SYSTEMS | FLOWCO PRODUCTION SOLUT | 10,618.58 | 0.001524840 | 16.19 |
| PACKER, PUMP, SUBSURFACE EQUIP | HUDSON PACKER COMPANY I | 6,736.88 | 0.001524840 | 10.27 |
| TUBING (2" - 4") | SABINE PIPE INC | 45,051.10 | 0.001524840 | 68.70 |
| TUBING HEAD & UPPER SECTION | DIVINE WIRELINE SOLUTIONS | 1,495.38 | 0.001524840 | 2.28 |
| Total Tangible Well Cost Cost | | 63,901.94 | | 97.44 |
| <u>Equipment Beyond Wellhead</u> | | | | |
| MISC. VALVES & FITTINGS | GARNER PUMP & SUPPLY INC | 1,205.87 | 0.001524840 | 1.84 |
| Total Equipment Beyond Wellhead Cost | | 1,205.87 | | 1.84 |

05-01-2020

192

MEWBOURNE OIL COMPANY

Page 43

TOM M RAGSDALE
400 N SAM HOUSTON PARKWAY EAST
SUITE 601
HOUSTON, TX 77060

INVOICE NO.: 202004-17708

INVOICE DATE: 4-30-2020

OWNER: 035904-1

BILLING FOR: April 2020

| REFERENCE/DESCRIPTION OF CHARGES | | GROSS CHARGES | WORKING INTEREST | NET CHARGE |
|--|-----------------------------|---------------------|------------------|------------|
| <u>Intangible Well Cost</u> | | | | |
| WATER AND OTHER | ACCELERATED WATER RESOL | 111,107.96 | 0.001524840 | 169.42 |
| Total Intangible Well Cost Cost | | 111,107.96 | | 169.42 |
| <u>Tangible Well Cost</u> | | | | |
| TUBING HEAD & UPPER SECTION | DIVINE WIRELINE SOLUTIONS | 6,852.15 | 0.001524840 | 10.45 |
| Total Tangible Well Cost Cost | | 6,852.15 | | 10.45 |
| 62907000-20 SUBTOTAL | | 2,246,110.86 | 3,424.97 | |
| PROPERTY: 62907000 62907000-30 GAZELLE 22 B2NC FED COM 2H | | | | |
| <u>Lease Operating Expense</u> | | | | |
| OVERHEAD-FIXED RATE | MEWBOURNE OIL COMPANY | 837.60 | 0.001500000 | 1.28 |
| COMPRESSOR RENTAL/SERVICES | TFH LTD CO | 41.19 | 0.001524840 | 0.06 |
| COMPRESSOR RENTAL/SERVICES | TFH LTD CO | 214.36 | 0.001524840 | 0.33 |
| COMPRESSOR RENTAL/SERVICES | GRAVITY OILFIELD SERVICES | 252.21 | 0.001524840 | 0.38 |
| COMPRESSOR RENTAL/SERVICES | GRAVITY OILFIELD SERVICES | 259.60 | 0.001524840 | 0.40 |
| LEASE MAINTENANCE | INGRAM PROFESSIONAL SERV | 78.59 | 0.001524840 | 0.12 |
| LEASE MAINTENANCE | TRINITY OILFIELD SERVICES & | 369.25 | 0.001524840 | 0.56 |
| LEASE MAINTENANCE | NOVA TRUCKING LLC | 103.13 | 0.001524840 | 0.16 |
| LEASE MAINTENANCE | IMPERATIVE ACID SERVICES I | 772.08 | 0.001524840 | 1.18 |
| LEASE MAINTENANCE | LEGACY SAFETY AND CONSUJ | 49.18 | 0.001524840 | 0.07 |
| LEASE MAINTENANCE | LEGACY SAFETY AND CONSUJ | 56.24 | 0.001524840 | 0.09 |
| PRIME MOVER MAINTENANCE | HR COMPRESSION & SERVICE | 620.44 | 0.001524840 | 0.95 |
| PUMPING | MEWBOURNE OIL COMPANY | 825.00 | 0.001524840 | 1.26 |
| PUMPING | MEWBOURNE OIL COMPANY | 618.75 | 0.001524840 | 0.94 |
| SALT WATER DISPOSAL | GUNS UP SERVICES | 858.50 | 0.001524840 | 1.31 |
| SALT WATER DISPOSAL | AY TRUCKING INC | 236.54 | 0.001524840 | 0.36 |
| SALT WATER DISPOSAL | AY TRUCKING INC | 844.31 | 0.001524840 | 1.29 |
| Total Lease Operating Expense Cost | | 7,036.97 | | 10.74 |
| <u>Lease Operating Expense</u> | | | | |
| OVERHEAD-FIXED RATE | MEWBOURNE OIL COMPANY | 837.60 | 0.001500000 | 1.28 |
| CHEMICALS-WATER TREATING | IMPERATIVE CHEMICAL PART | 189.44 | 0.001524840 | 0.29 |
| CHEMICALS-WATER TREATING | IMPERATIVE CHEMICAL PART | 178.57 | 0.001524840 | 0.27 |
| COMPANY SUPERVISION | MEWBOURNE OIL COMPANY | 1,175.00 | 0.001524840 | 1.79 |
| COMPANY SUPERVISION | MEWBOURNE OIL COMPANY | 4,112.50 | 0.001524840 | 6.27 |
| COMPANY SUPERVISION | MEWBOURNE OIL COMPANY | 1,175.00 | 0.001524840 | 1.79 |
| COMPRESSOR MAINTENANCE | G&A FABRICATION LLC | 2,701.07 | 0.001524840 | 4.12 |
| COMPRESSOR MAINTENANCE | G&A FABRICATION LLC | 584.80 | 0.001524840 | 0.89 |
| COMPRESSOR MAINTENANCE | G&A FABRICATION LLC | 109.97 | 0.001524840 | 0.17 |
| COMPRESSOR MAINTENANCE | G&A FABRICATION LLC | 108.62 | 0.001524840 | 0.17 |
| COMPRESSOR MAINTENANCE | G&A FABRICATION LLC | 107.83 | 0.001524840 | 0.16 |
| COMPRESSOR RENTAL/SERVICES | GRAVITY OILFIELD SERVICES | 23.46 | 0.001524840 | 0.04 |

05-01-2020

193

MEWBOURNE OIL COMPANY

Page 44

TOM M RAGSDALE
400 N SAM HOUSTON PARKWAY EAST
SUITE 601
HOUSTON, TX 77060

INVOICE NO.: 202004-17708

INVOICE DATE: 4-30-2020

OWNER: 035904-1

BILLING FOR: April 2020

| REFERENCE/DESCRIPTION OF CHARGES | | GROSS CHARGES | WORKING INTEREST | NET CHARGE |
|----------------------------------|-----------------------------|------------------|---------------------|---------------|
| COMPRESSOR RENTAL/SERVICES | GRAVITY OILFIELD SERVICES | 22.69 | 0.001524840 | 0.03 |
| COMPRESSOR RENTAL/SERVICES | GRAVITY OILFIELD SERVICES | 90.66 | 0.001524840 | 0.14 |
| COMPRESSOR RENTAL/SERVICES | GRAVITY OILFIELD SERVICES | 974.57 | 0.001524840 | 1.49 |
| FUEL, POWER & ELECTRICAL | PILOT THOMAS LOGISTICS LL | 305.91 | 0.001524840 | 0.47 |
| FUEL, POWER & ELECTRICAL | PILOT THOMAS LOGISTICS LL | 155.91 | 0.001524840 | 0.24 |
| FUEL, POWER & ELECTRICAL | PILOT THOMAS LOGISTICS LL | 67.53 | 0.001524840 | 0.10 |
| FUEL, POWER & ELECTRICAL | PILOT THOMAS LOGISTICS LL | 136.18 | 0.001524840 | 0.21 |
| LEASE MAINTENANCE | SUNDANCE SERVICES INC | 146.22 | 0.001524840 | 0.22 |
| LEASE MAINTENANCE | AMERICAN MILLENNIUM COR | 14.43 | 0.001524840 | 0.02 |
| LEASE MAINTENANCE | TURNCO ENTERPRISES LLC | 280.19 | 0.001524840 | 0.43 |
| LEASE MAINTENANCE | TURNCO ENTERPRISES LLC | 331.14 | 0.001524840 | 0.50 |
| LEASE MAINTENANCE | TURNCO ENTERPRISES LLC | 101.89 | 0.001524840 | 0.16 |
| LEASE MAINTENANCE | TURNCO ENTERPRISES LLC | 71.25 | 0.001524840 | 0.11 |
| LEASE MAINTENANCE | TURNCO ENTERPRISES LLC | 71.25 | 0.001524840 | 0.11 |
| LEASE MAINTENANCE | TURNCO ENTERPRISES LLC | 142.50 | 0.001524840 | 0.22 |
| LEASE MAINTENANCE | TURNCO ENTERPRISES LLC | 142.50 | 0.001524840 | 0.22 |
| LEASE MAINTENANCE | TURNCO ENTERPRISES LLC | 213.75 | 0.001524840 | 0.33 |
| LEASE MAINTENANCE | TURNCO ENTERPRISES LLC | 1,140.00 | 0.001524840 | 1.74 |
| LEASE MAINTENANCE | TURNCO ENTERPRISES LLC | 285.00 | 0.001524840 | 0.43 |
| LEASE MAINTENANCE | TURNCO ENTERPRISES LLC | 213.75 | 0.001524840 | 0.33 |
| LEASE MAINTENANCE | TURNCO ENTERPRISES LLC | 95.00 | 0.001524840 | 0.14 |
| LEASE MAINTENANCE | INGRAM PROFESSIONAL SERV | 17.15 | 0.001524840 | 0.03 |
| LEASE MAINTENANCE | INGRAM PROFESSIONAL SERV | 18.48 | 0.001524840 | 0.03 |
| LEASE MAINTENANCE | B & B WELDING INC | 186.77 | 0.001524840 | 0.28 |
| LEASE MAINTENANCE | TRINITY OILFIELD SERVICES & | 754.33 | 0.001524840 | 1.15 |
| LEASE MAINTENANCE | EP&S LLC | 213.21 | 0.001524840 | 0.33 |
| LEASE MAINTENANCE | EP&S LLC | 124.83 | 0.001524840 | 0.19 |
| LEASE MAINTENANCE | TANKLOGIX LLC | 134.65 | 0.001524840 | 0.21 |
| LEASE MAINTENANCE | TANKLOGIX LLC | 157.06 | 0.001524840 | 0.24 |
| LEASE MAINTENANCE | TANKLOGIX LLC | 443.98 | 0.001524840 | 0.68 |
| LEASE MAINTENANCE | AY TRUCKING INC | 348.23 | 0.001524840 | 0.53 |
| LEASE MAINTENANCE | AY TRUCKING INC | 78.85 | 0.001524840 | 0.12 |
| LEASE MAINTENANCE | AY TRUCKING INC | 16.89 | 0.001524840 | 0.03 |
| LEASE MAINTENANCE | AY TRUCKING INC | 212.48 | 0.001524840 | 0.32 |
| LEASE MAINTENANCE | AY TRUCKING INC | 328.38 | 0.001524840 | 0.50 |
| LEASE MAINTENANCE | LEGACY SAFETY AND CONSU | 26.34 | 0.001524840 | 0.04 |
| LEASE MAINTENANCE | MEWBOURNE OIL COMPANY | 1,418.25 | 0.001524840 | 2.16 |
| LEASE MAINTENANCE | MEWBOURNE OIL COMPANY | 1,550.00 | 0.001524840 | 2.36 |
| PRIME MOVER MAINTENANCE | HR COMPRESSION & SERVICE | 177.24 | 0.001524840 | 0.27 |
| PRIME MOVER MAINTENANCE | HR COMPRESSION & SERVICE | 140.02 | 0.001524840 | 0.21 |
| PUMPING | MEWBOURNE OIL COMPANY | 825.00 | 0.001524840 | 1.26 |
| PUMPING | MEWBOURNE OIL COMPANY | 618.75 | 0.001524840 | 0.94 |

05-01-2020

194

MEWBOURNE OIL COMPANY

Page 45

TOM M RAGSDALE
400 N SAM HOUSTON PARKWAY EAST
SUITE 601
HOUSTON, TX 77060

INVOICE NO.: 202004-17708

INVOICE DATE: 4-30-2020

OWNER: 035904-1

BILLING FOR: April 2020

| REFERENCE/DESCRIPTION OF CHARGES | | GROSS CHARGES | WORKING INTEREST | NET CHARGE |
|------------------------------------|---------------------------|------------------|---------------------|---------------|
| SALT WATER DISPOSAL | GUNS UP SERVICES | 579.49 | 0.001524840 | 0.88 |
| SALT WATER DISPOSAL | GUNS UP SERVICES | 686.80 | 0.001524840 | 1.05 |
| SALT WATER DISPOSAL | SARGE TRUCKING SERVICES I | 5,705.25 | 0.001524840 | 8.70 |
| SALT WATER DISPOSAL | OWL SWD OPERATING LLC | 915.51 | 0.001524840 | 1.40 |
| SALT WATER DISPOSAL | OWL SWD OPERATING LLC | 32.70 | 0.001524840 | 0.05 |
| SALT WATER DISPOSAL | OWL SWD OPERATING LLC | 321.45 | 0.001524840 | 0.49 |
| SALT WATER DISPOSAL | OWL SWD OPERATING LLC | 14,124.76 | 0.001524840 | 21.54 |
| SALT WATER DISPOSAL | NGL WATER SOLUTIONS PERM | 197.82 | 0.001524840 | 0.30 |
| SALT WATER DISPOSAL | NGL WATER SOLUTIONS PERM | 334.97 | 0.001524840 | 0.51 |
| SALT WATER DISPOSAL | NGL WATER SOLUTIONS PERM | 453.65 | 0.001524840 | 0.69 |
| SALT WATER DISPOSAL | NGL WATER SOLUTIONS PERM | 693.67 | 0.001524840 | 1.06 |
| SALT WATER DISPOSAL | NGL WATER SOLUTIONS PERM | 13,162.59 | 0.001524840 | 20.07 |
| SALT WATER DISPOSAL | NOVA TRUCKING LLC | 5,949.55 | 0.001524840 | 9.07 |
| SALT WATER DISPOSAL | NOVA TRUCKING LLC | 7,178.63 | 0.001524840 | 10.95 |
| SALT WATER DISPOSAL | AY TRUCKING INC | 3,184.73 | 0.001524840 | 4.86 |
| SALT WATER DISPOSAL | AY TRUCKING INC | 2,624.03 | 0.001524840 | 4.00 |
| SALT WATER DISPOSAL | AY TRUCKING INC | 251.11 | 0.001524840 | 0.38 |
| SALT WATER DISPOSAL | DELAWARE ENERGY LLC | 58.29 | 0.001524840 | 0.09 |
| SALT WATER DISPOSAL | DELAWARE ENERGY LLC | 174.87 | 0.001524840 | 0.27 |
| SALT WATER DISPOSAL | LIMESTONE BASIN PROPERTIE | 929.76 | 0.001524840 | 1.42 |
| TREATING,DEHYDRATION,METERING | PRO-KEM INC | 221.21 | 0.001524840 | 0.34 |
| Total Lease Operating Expense Cost | | 81,877.91 | | 124.88 |
| <u>Lease Operating Expense</u> | | | | |
| OVERHEAD-FIXED RATE | MEWBOURNE OIL COMPANY | 837.60 | 0.001500000 | 1.28 |
| CHEMICALS-OIL TREATING | T&J VALVE | 133.36 | 0.001524840 | 0.20 |
| COMPANY SUPERVISION | MEWBOURNE OIL COMPANY | 2,937.50 | 0.001524840 | 4.48 |
| COMPANY SUPERVISION | MEWBOURNE OIL COMPANY | 387.75 | 0.001524840 | 0.59 |
| COMPANY SUPERVISION | MEWBOURNE OIL COMPANY | 587.50 | 0.001524840 | 0.90 |
| COMPRESSOR MAINTENANCE | G&A FABRICATION LLC | 134.33 | 0.001524840 | 0.20 |
| COMPRESSOR MAINTENANCE | G&A FABRICATION LLC | 65.87 | 0.001524840 | 0.10 |
| COMPRESSOR MAINTENANCE | G&A FABRICATION LLC | 65.87 | 0.001524840 | 0.10 |
| COMPRESSOR RENTAL/SERVICES | BASELINE ENERGY SERVICES | 46.14 | 0.001524840 | 0.07 |
| FUEL, POWER & ELECTRICAL | PILOT THOMAS LOGISTICS LL | 151.65 | 0.001524840 | 0.23 |
| FUEL, POWER & ELECTRICAL | PILOT THOMAS LOGISTICS LL | 71.87 | 0.001524840 | 0.11 |
| LEASE MAINTENANCE | T&J VALVE | 810.53 | 0.001524840 | 1.24 |
| LEASE MAINTENANCE | SUNDANCE SERVICES INC | 7.46 | 0.001524840 | 0.01 |
| LEASE MAINTENANCE | AMERICAN MILLENNIUM COR | 17.48 | 0.001524840 | 0.03 |
| LEASE MAINTENANCE | THE GASCO MANUFACTURING | 182.84 | 0.001524840 | 0.28 |
| LEASE MAINTENANCE | K&S OILFIELD SUPPLIES LLC | 167.68 | 0.001524840 | 0.26 |
| LEASE MAINTENANCE | K&S OILFIELD SUPPLIES LLC | 434.01 | 0.001524840 | 0.66 |
| LEASE MAINTENANCE | K&S OILFIELD SUPPLIES LLC | 482.59 | 0.001524840 | 0.74 |

05-01-2020

195

MEWBOURNE OIL COMPANY

Page 46

TOM M RAGSDALE
400 N SAM HOUSTON PARKWAY EAST
SUITE 601
HOUSTON, TX 77060

INVOICE NO.: 202004-17708

INVOICE DATE: 4-30-2020

OWNER: 035904-1

BILLING FOR: April 2020

| REFERENCE/DESCRIPTION OF CHARGES | | GROSS CHARGES | WORKING INTEREST | NET CHARGE |
|------------------------------------|---------------------------|------------------|---------------------|---------------|
| LEASE MAINTENANCE | G&A FABRICATION LLC | 2,244.97 | 0.001524840 | 3.42 |
| LEASE MAINTENANCE | TURNCO ENTERPRISES LLC | 63.75 | 0.001524840 | 0.10 |
| LEASE MAINTENANCE | TURNCO ENTERPRISES LLC | 261.25 | 0.001524840 | 0.40 |
| LEASE MAINTENANCE | INGRAM PROFESSIONAL SERV | 1,315.20 | 0.001524840 | 2.01 |
| LEASE MAINTENANCE | INGRAM PROFESSIONAL SERV | 577.31 | 0.001524840 | 0.88 |
| LEASE MAINTENANCE | IMPERATIVE CHEMICAL PART | 210.00 | 0.001524840 | 0.32 |
| LEASE MAINTENANCE | EP&S LLC | 135.56 | 0.001524840 | 0.21 |
| LEASE MAINTENANCE | TANKLOGIX LLC | 4,793.79 | 0.001524840 | 7.31 |
| LEASE MAINTENANCE | TANKLOGIX LLC | 474.28 | 0.001524840 | 0.72 |
| LEASE MAINTENANCE | MEWBOURNE OIL COMPANY | 750.00 | 0.001524840 | 1.14 |
| LEASE MAINTENANCE | MEWBOURNE OIL COMPANY | 502.50 | 0.001524840 | 0.77 |
| PROFESSIONAL SERVICES | PRICE ENERGY CONSULTING I | 125.00 | 0.001524840 | 0.19 |
| PUMPING | MEWBOURNE OIL COMPANY | 800.00 | 0.001524840 | 1.22 |
| PUMPING | MEWBOURNE OIL COMPANY | 600.00 | 0.001524840 | 0.91 |
| SALT WATER DISPOSAL | NGL WATER SOLUTIONS PERM | 108.80 | 0.001524840 | 0.17 |
| SALT WATER DISPOSAL | NOVA TRUCKING LLC | 1,750.65 | 0.001524840 | 2.67 |
| SALT WATER DISPOSAL | LIMESTONE BASIN PROPERTIE | 925.02 | 0.001524840 | 1.41 |
| SALT WATER DISPOSAL | RAZ OIL AND GAS | 312.02 | 0.001524840 | 0.48 |
| SALT WATER DISPOSAL | RAZ OIL AND GAS | 44.58 | 0.001524840 | 0.07 |
| SALT WATER DISPOSAL | RAZ OIL AND GAS | 222.87 | 0.001524840 | 0.34 |
| Total Lease Operating Expense Cost | | 23,739.58 | | 36.22 |
| <u>Lease Operating Expense</u> | | | | |
| OVERHEAD-FIXED RATE | MEWBOURNE OIL COMPANY | 837.60 | 0.001500000 | 1.28 |
| CHEMICALS-OIL TREATING | EP&S LLC | 44.52 | 0.001524840 | 0.07 |
| CHEMICALS-WATER TREATING | IMPERATIVE CHEMICAL PART | 213.23 | 0.001524840 | 0.33 |
| CHEMICALS-WATER TREATING | IMPERATIVE CHEMICAL PART | 61.83 | 0.001524840 | 0.09 |
| CHEMICALS-WATER TREATING | IMPERATIVE CHEMICAL PART | 247.27 | 0.001524840 | 0.38 |
| CHEMICALS-WATER TREATING | IMPERATIVE CHEMICAL PART | 200.73 | 0.001524840 | 0.31 |
| CHEMICALS-WATER TREATING | IMPERATIVE CHEMICAL PART | 120.14 | 0.001524840 | 0.18 |
| COMPANY SUPERVISION | MEWBOURNE OIL COMPANY | 1,200.00 | 0.001524840 | 1.83 |
| COMPANY SUPERVISION | MEWBOURNE OIL COMPANY | 300.00 | 0.001524840 | 0.46 |
| COMPRESSOR MAINTENANCE | G&A FABRICATION LLC | 136.80 | 0.001524840 | 0.21 |
| COMPRESSOR MAINTENANCE | G&A FABRICATION LLC | 69.49 | 0.001524840 | 0.11 |
| COMPRESSOR MAINTENANCE | G&A FABRICATION LLC | 76.00 | 0.001524840 | 0.12 |
| COMPRESSOR MAINTENANCE | G&A FABRICATION LLC | 130.57 | 0.001524840 | 0.20 |
| COMPRESSOR MAINTENANCE | G&A FABRICATION LLC | 111.05 | 0.001524840 | 0.17 |
| COMPRESSOR MAINTENANCE | G&A FABRICATION LLC | 81.84 | 0.001524840 | 0.12 |
| COMPRESSOR MAINTENANCE | G&A FABRICATION LLC | 155.28 | 0.001524840 | 0.24 |
| COMPRESSOR MAINTENANCE | G&A FABRICATION LLC | 70.54 | 0.001524840 | 0.11 |
| COMPRESSOR MAINTENANCE | G&A FABRICATION LLC | 77.05 | 0.001524840 | 0.12 |
| COMPRESSOR RENTAL/SERVICES | GUNS UP SERVICES | 120.73 | 0.001524840 | 0.18 |

05-01-2020

196

MEWBOURNE OIL COMPANY

Page 47

TOM M RAGSDALE
400 N SAM HOUSTON PARKWAY EAST
SUITE 601
HOUSTON, TX 77060

INVOICE NO.: 202004-17708

INVOICE DATE: 4-30-2020

OWNER: 035904-1

BILLING FOR: April 2020

| REFERENCE/DESCRIPTION OF CHARGES | | GROSS CHARGES | WORKING INTEREST | NET CHARGE |
|----------------------------------|-----------------------------|------------------|---------------------|---------------|
| COMPRESSOR RENTAL/SERVICES | GUNS UP SERVICES | 150.78 | 0.001524840 | 0.23 |
| COMPRESSOR RENTAL/SERVICES | BASELINE ENERGY SERVICES | 133.43 | 0.001524840 | 0.20 |
| COMPRESSOR RENTAL/SERVICES | GRAVITY OILFIELD SERVICES | 59.13 | 0.001524840 | 0.09 |
| COMPRESSOR RENTAL/SERVICES | GRAVITY OILFIELD SERVICES | 635.59 | 0.001524840 | 0.97 |
| COMPRESSOR RENTAL/SERVICES | GRAVITY OILFIELD SERVICES | 656.77 | 0.001524840 | 1.00 |
| CONTRACT SUPERVISION | SUNDOWN ENVIRO LLC | 46,885.00 | 0.001524840 | 71.49 |
| FUEL, POWER & ELECTRICAL | PILOT THOMAS LOGISTICS LL | 151.58 | 0.001524840 | 0.23 |
| FUEL, POWER & ELECTRICAL | PILOT THOMAS LOGISTICS LL | 62.73 | 0.001524840 | 0.10 |
| FUEL, POWER & ELECTRICAL | PILOT THOMAS LOGISTICS LL | 147.18 | 0.001524840 | 0.22 |
| FUEL, POWER & ELECTRICAL | PILOT THOMAS LOGISTICS LL | 46.62 | 0.001524840 | 0.07 |
| FUEL, POWER & ELECTRICAL | PILOT THOMAS LOGISTICS LL | 38.74 | 0.001524840 | 0.06 |
| FUEL, POWER & ELECTRICAL | PILOT THOMAS LOGISTICS LL | 51.49 | 0.001524840 | 0.08 |
| FUEL, POWER & ELECTRICAL | PILOT THOMAS LOGISTICS LL | 48.87 | 0.001524840 | 0.07 |
| FUEL, POWER & ELECTRICAL | PILOT THOMAS LOGISTICS LL | 122.50 | 0.001524840 | 0.19 |
| FUEL, POWER & ELECTRICAL | PILOT THOMAS LOGISTICS LL | 91.77 | 0.001524840 | 0.14 |
| FUEL, POWER & ELECTRICAL | PILOT THOMAS LOGISTICS LL | 66.05 | 0.001524840 | 0.10 |
| FUEL, POWER & ELECTRICAL | PILOT THOMAS LOGISTICS LL | 97.68 | 0.001524840 | 0.15 |
| FUEL, POWER & ELECTRICAL | PILOT THOMAS LOGISTICS LL | 77.55 | 0.001524840 | 0.12 |
| LEASE MAINTENANCE | SUNDANCE SERVICES INC | 42.93 | 0.001524840 | 0.07 |
| LEASE MAINTENANCE | GARNER PUMP & SUPPLY INC | 552.37 | 0.001524840 | 0.84 |
| LEASE MAINTENANCE | GARNER PUMP & SUPPLY INC | 301.17 | 0.001524840 | 0.46 |
| LEASE MAINTENANCE | AMERICAN MILLENNIUM COR | 18.33 | 0.001524840 | 0.03 |
| LEASE MAINTENANCE | K&S OILFIELD SUPPLIES LLC | 378.78 | 0.001524840 | 0.58 |
| LEASE MAINTENANCE | K&S OILFIELD SUPPLIES LLC | 40.01 | 0.001524840 | 0.06 |
| LEASE MAINTENANCE | K&S OILFIELD SUPPLIES LLC | 322.61 | 0.001524840 | 0.49 |
| LEASE MAINTENANCE | K&S OILFIELD SUPPLIES LLC | 491.30 | 0.001524840 | 0.75 |
| LEASE MAINTENANCE | TURNCO ENTERPRISES LLC | 356.25 | 0.001524840 | 0.54 |
| LEASE MAINTENANCE | TURNCO ENTERPRISES LLC | 190.00 | 0.001524840 | 0.29 |
| LEASE MAINTENANCE | TURNCO ENTERPRISES LLC | 127.50 | 0.001524840 | 0.19 |
| LEASE MAINTENANCE | TURNCO ENTERPRISES LLC | 95.00 | 0.001524840 | 0.14 |
| LEASE MAINTENANCE | TURNCO ENTERPRISES LLC | 142.50 | 0.001524840 | 0.22 |
| LEASE MAINTENANCE | INGRAM PROFESSIONAL SERV | 224.35 | 0.001524840 | 0.34 |
| LEASE MAINTENANCE | TRINITY OILFIELD SERVICES & | 1,366.77 | 0.001524840 | 2.08 |
| LEASE MAINTENANCE | TRINITY OILFIELD SERVICES & | -1,366.77 | 0.001524840 | -2.08 |
| LEASE MAINTENANCE | TRINITY OILFIELD SERVICES & | 1,366.77 | 0.001524840 | 2.08 |
| LEASE MAINTENANCE | EP&S LLC | 158.88 | 0.001524840 | 0.24 |
| LEASE MAINTENANCE | EP&S LLC | 2,362.47 | 0.001524840 | 3.60 |
| LEASE MAINTENANCE | EP&S LLC | 140.16 | 0.001524840 | 0.21 |
| LEASE MAINTENANCE | EP&S LLC | 265.41 | 0.001524840 | 0.40 |
| LEASE MAINTENANCE | AY TRUCKING INC | 147.84 | 0.001524840 | 0.23 |
| LEASE MAINTENANCE | AY TRUCKING INC | 118.27 | 0.001524840 | 0.18 |
| MISCELLANEOUS EQUIPMENT RENTAL | MEWBOURNE OIL COMPANY | 260.40 | 0.001524840 | 0.40 |

05-01-2020

197

MEWBOURNE OIL COMPANY

Page 48

TOM M RAGSDALE
400 N SAM HOUSTON PARKWAY EAST
SUITE 601
HOUSTON, TX 77060

INVOICE NO.: 202004-17708

INVOICE DATE: 4-30-2020

OWNER: 035904-1

BILLING FOR: April 2020

| REFERENCE/DESCRIPTION OF CHARGES | | GROSS CHARGES | WORKING INTEREST | NET CHARGE |
|------------------------------------|---------------------------|------------------|---------------------|---------------|
| PRIME MOVER MAINTENANCE | HR COMPRESSION & SERVICE | 324.80 | 0.001524840 | 0.50 |
| PUMPING | MEWBOURNE OIL COMPANY | 850.00 | 0.001524840 | 1.30 |
| PUMPING | MEWBOURNE OIL COMPANY | 637.50 | 0.001524840 | 0.97 |
| SALT WATER DISPOSAL | OWL SWD OPERATING LLC | 14,052.60 | 0.001524840 | 21.43 |
| SALT WATER DISPOSAL | OWL SWD OPERATING LLC | 6,321.39 | 0.001524840 | 9.64 |
| SALT WATER DISPOSAL | NGL WATER SOLUTIONS PERM | 9,492.20 | 0.001524840 | 14.47 |
| SALT WATER DISPOSAL | NGL WATER SOLUTIONS PERM | 7,208.73 | 0.001524840 | 10.99 |
| SALT WATER DISPOSAL | QATAR LLC | 403.67 | 0.001524840 | 0.62 |
| SALT WATER DISPOSAL | QATAR LLC | 3,148.64 | 0.001524840 | 4.80 |
| SALT WATER DISPOSAL | QATAR LLC | 605.51 | 0.001524840 | 0.92 |
| SALT WATER DISPOSAL | AY TRUCKING INC | 1,015.12 | 0.001524840 | 1.55 |
| SALT WATER DISPOSAL | DELAWARE ENERGY LLC | 56.06 | 0.001524840 | 0.09 |
| SALT WATER DISPOSAL | LIMESTONE BASIN PROPERTIE | 416.08 | 0.001524840 | 0.63 |
| TREATING,DEHYDRATION,METERING | JET LABORATORIES INC | 39.52 | 0.001524840 | 0.06 |
| WELL SERVICE & REPAIR | SWABCO INC | 2,353.71 | 0.001524840 | 3.59 |
| Total Lease Operating Expense Cost | | 108,806.96 | | 165.92 |

Lease Operating Expense

| | | | | |
|--------------------------|---------------------------|----------|-------------|------|
| OVERHEAD-FIXED RATE | MEWBOURNE OIL COMPANY | 837.60 | 0.001500000 | 1.28 |
| CHEMICALS-WATER TREATING | IMPERATIVE CHEMICAL PART | 89.21 | 0.001524840 | 0.14 |
| CHEMICALS-WATER TREATING | IMPERATIVE CHEMICAL PART | 202.36 | 0.001524840 | 0.31 |
| COMPANY SUPERVISION | MEWBOURNE OIL COMPANY | 2,500.00 | 0.001524840 | 3.81 |
| COMPANY SUPERVISION | MEWBOURNE OIL COMPANY | 1,250.00 | 0.001524840 | 1.91 |
| COMPANY SUPERVISION | MEWBOURNE OIL COMPANY | 1,250.00 | 0.001524840 | 1.91 |
| COMPANY SUPERVISION | MEWBOURNE OIL COMPANY | 312.50 | 0.001524840 | 0.48 |
| COMPANY SUPERVISION | MEWBOURNE OIL COMPANY | 625.00 | 0.001524840 | 0.95 |
| COMPRESSOR MAINTENANCE | G&A FABRICATION LLC | 202.05 | 0.001524840 | 0.31 |
| COMPRESSOR MAINTENANCE | G&A FABRICATION LLC | 615.46 | 0.001524840 | 0.94 |
| COMPRESSOR MAINTENANCE | G&A FABRICATION LLC | 176.52 | 0.001524840 | 0.27 |
| FUEL, POWER & ELECTRICAL | PILOT THOMAS LOGISTICS LL | 124.80 | 0.001524840 | 0.19 |
| FUEL, POWER & ELECTRICAL | PILOT THOMAS LOGISTICS LL | 83.65 | 0.001524840 | 0.13 |
| LEASE MAINTENANCE | SUNDANCE SERVICES INC | 489.62 | 0.001524840 | 0.75 |
| LEASE MAINTENANCE | K&S OILFIELD SUPPLIES LLC | 308.63 | 0.001524840 | 0.47 |
| LEASE MAINTENANCE | MPS ENTERPRISES INC | 26.71 | 0.001524840 | 0.04 |
| LEASE MAINTENANCE | GUNS UP SERVICES | 112.68 | 0.001524840 | 0.17 |
| LEASE MAINTENANCE | TURNCO ENTERPRISES LLC | 190.00 | 0.001524840 | 0.29 |
| LEASE MAINTENANCE | TURNCO ENTERPRISES LLC | 285.00 | 0.001524840 | 0.43 |
| LEASE MAINTENANCE | TURNCO ENTERPRISES LLC | 142.50 | 0.001524840 | 0.22 |
| LEASE MAINTENANCE | TURNCO ENTERPRISES LLC | 213.75 | 0.001524840 | 0.33 |
| LEASE MAINTENANCE | TURNCO ENTERPRISES LLC | 213.75 | 0.001524840 | 0.33 |
| LEASE MAINTENANCE | TURNCO ENTERPRISES LLC | 237.50 | 0.001524840 | 0.36 |
| LEASE MAINTENANCE | TURNCO ENTERPRISES LLC | 217.83 | 0.001524840 | 0.33 |

05-01-2020

198

MEWBOURNE OIL COMPANY

Page 49

TOM M RAGSDALE
400 N SAM HOUSTON PARKWAY EAST
SUITE 601
HOUSTON, TX 77060

INVOICE NO.: 202004-17708

INVOICE DATE: 4-30-2020

OWNER: 035904-1

BILLING FOR: April 2020

| REFERENCE/DESCRIPTION OF CHARGES | | GROSS CHARGES | WORKING INTEREST | NET CHARGE |
|------------------------------------|---------------------------|------------------|---------------------|---------------|
| LEASE MAINTENANCE | TURNCO ENTERPRISES LLC | 118.75 | 0.001524840 | 0.18 |
| LEASE MAINTENANCE | TURNCO ENTERPRISES LLC | 106.25 | 0.001524840 | 0.16 |
| LEASE MAINTENANCE | CRAIN HOT OIL SERVICE LLC | 1,177.56 | 0.001524840 | 1.80 |
| LEASE MAINTENANCE | EP&S LLC | 106.73 | 0.001524840 | 0.16 |
| LEASE MAINTENANCE | EP&S LLC | 292.12 | 0.001524840 | 0.45 |
| LEASE MAINTENANCE | EP&S LLC | 112.38 | 0.001524840 | 0.17 |
| LEASE MAINTENANCE | TANKLOGIX LLC | 359.50 | 0.001524840 | 0.55 |
| LEASE MAINTENANCE | TANKLOGIX LLC | 192.15 | 0.001524840 | 0.29 |
| LEASE MAINTENANCE | TANKLOGIX LLC | 659.60 | 0.001524840 | 1.01 |
| LEASE MAINTENANCE | AY TRUCKING INC | 78.85 | 0.001524840 | 0.12 |
| LEASE MAINTENANCE | AY TRUCKING INC | 216.82 | 0.001524840 | 0.33 |
| LEASE MAINTENANCE | AY TRUCKING INC | 177.40 | 0.001524840 | 0.27 |
| LEASE MAINTENANCE | AY TRUCKING INC | 98.56 | 0.001524840 | 0.15 |
| LEASE MAINTENANCE | AY TRUCKING INC | 137.98 | 0.001524840 | 0.21 |
| LEASE MAINTENANCE | LEGACY SAFETY AND CONSUM | 701.59 | 0.001524840 | 1.07 |
| LEASE MAINTENANCE | LEGACY SAFETY AND CONSUM | 171.47 | 0.001524840 | 0.26 |
| LEASE MAINTENANCE | MEWBOURNE OIL COMPANY | 775.00 | 0.001524840 | 1.18 |
| LEASE MAINTENANCE | MEWBOURNE OIL COMPANY | 1,092.75 | 0.001524840 | 1.67 |
| LEASE MAINTENANCE | MEWBOURNE OIL COMPANY | 968.75 | 0.001524840 | 1.48 |
| LEASE MAINTENANCE | MEWBOURNE OIL COMPANY | 193.75 | 0.001524840 | 0.30 |
| MISCELLANEOUS EQUIPMENT RENTAL | MEWBOURNE OIL COMPANY | 260.40 | 0.001524840 | 0.40 |
| PRIME MOVER MAINTENANCE | HR COMPRESSION & SERVICE | 609.06 | 0.001524840 | 0.93 |
| PROFESSIONAL SERVICES | PRICE ENERGY CONSULTING I | 75.00 | 0.001524840 | 0.11 |
| PUMPING | MEWBOURNE OIL COMPANY | 875.00 | 0.001524840 | 1.33 |
| PUMPING | MEWBOURNE OIL COMPANY | 656.25 | 0.001524840 | 1.00 |
| SALT WATER DISPOSAL | OWL SWD OPERATING LLC | 290.59 | 0.001524840 | 0.44 |
| SALT WATER DISPOSAL | OWL SWD OPERATING LLC | 192.87 | 0.001524840 | 0.29 |
| SALT WATER DISPOSAL | OWL SWD OPERATING LLC | 12.86 | 0.001524840 | 0.02 |
| SALT WATER DISPOSAL | OWL SWD OPERATING LLC | 20.57 | 0.001524840 | 0.03 |
| SALT WATER DISPOSAL | NGL WATER SOLUTIONS PERM | 5,417.74 | 0.001524840 | 8.26 |
| SALT WATER DISPOSAL | AY TRUCKING INC | 248.85 | 0.001524840 | 0.38 |
| SALT WATER DISPOSAL | AY TRUCKING INC | 3,276.65 | 0.001524840 | 5.00 |
| SALT WATER DISPOSAL | LIMESTONE BASIN PROPERTIE | 460.37 | 0.001524840 | 0.70 |
| Total Lease Operating Expense Cost | | 30,841.29 | | 47.05 |
| <u>Lease Operating Expense</u> | | | | |
| CHEMICALS-WATER TREATING | IMPERATIVE CHEMICAL PART | 264.66 | 0.001524840 | 0.40 |
| COMPRESSOR MAINTENANCE | G&A FABRICATION LLC | 179.43 | 0.001524840 | 0.27 |
| COMPRESSOR MAINTENANCE | G&A FABRICATION LLC | 178.82 | 0.001524840 | 0.27 |
| COMPRESSOR MAINTENANCE | G&A FABRICATION LLC | 164.79 | 0.001524840 | 0.25 |
| COMPRESSOR MAINTENANCE | G&A FABRICATION LLC | 69.20 | 0.001524840 | 0.11 |
| COMPRESSOR MAINTENANCE | G&A FABRICATION LLC | 187.22 | 0.001524840 | 0.29 |

05-01-2020

199

MEWBOURNE OIL COMPANY

Page 50

TOM M RAGSDALE
400 N SAM HOUSTON PARKWAY EAST
SUITE 601
HOUSTON, TX 77060

INVOICE NO.: 202004-17708

INVOICE DATE: 4-30-2020

OWNER: 035904-1

BILLING FOR: April 2020

| REFERENCE/DESCRIPTION OF CHARGES | | GROSS CHARGES | WORKING INTEREST | NET CHARGE |
|------------------------------------|-----------------------------|------------------|---------------------|---------------|
| COMPRESSOR RENTAL/SERVICES | GRAVITY OILFIELD SERVICES | 62.40 | 0.001524840 | 0.10 |
| COMPRESSOR RENTAL/SERVICES | GRAVITY OILFIELD SERVICES | 62.40 | 0.001524840 | 0.10 |
| COMPRESSOR RENTAL/SERVICES | GRAVITY OILFIELD SERVICES | 670.89 | 0.001524840 | 1.02 |
| COMPRESSOR RENTAL/SERVICES | GRAVITY OILFIELD SERVICES | 627.61 | 0.001524840 | 0.96 |
| COMPRESSOR RENTAL/SERVICES | GRAVITY OILFIELD SERVICES | 58.39 | 0.001524840 | 0.09 |
| COMPRESSOR RENTAL/SERVICES | GRAVITY OILFIELD SERVICES | 268.52 | 0.001524840 | 0.41 |
| COMPRESSOR RENTAL/SERVICES | GRAVITY OILFIELD SERVICES | 62.40 | 0.001524840 | 0.10 |
| LEASE MAINTENANCE | CUSTOM WELDING OF HOBBS | 74.47 | 0.001524840 | 0.11 |
| LEASE MAINTENANCE | CUSTOM WELDING OF HOBBS | 225.31 | 0.001524840 | 0.34 |
| LEASE MAINTENANCE | BAKER HUGHES OILFIELD | 57.29 | 0.001524840 | 0.09 |
| LEASE MAINTENANCE | BAKER HUGHES OILFIELD | 90.76 | 0.001524840 | 0.14 |
| LEASE MAINTENANCE | GARNER PUMP & SUPPLY INC | 266.50 | 0.001524840 | 0.41 |
| LEASE MAINTENANCE | AMERICAN MILLENNIUM COR | 17.62 | 0.001524840 | 0.03 |
| LEASE MAINTENANCE | THE GASCO MANUFACTURING | 172.70 | 0.001524840 | 0.26 |
| LEASE MAINTENANCE | KEYSTONE PUMP & SUPPLY LI | 64.83 | 0.001524840 | 0.10 |
| LEASE MAINTENANCE | K&S OILFIELD SUPPLIES LLC | 125.61 | 0.001524840 | 0.19 |
| LEASE MAINTENANCE | TURNCO ENTERPRISES LLC | 47.50 | 0.001524840 | 0.07 |
| LEASE MAINTENANCE | TURNCO ENTERPRISES LLC | 23.75 | 0.001524840 | 0.04 |
| LEASE MAINTENANCE | TURNCO ENTERPRISES LLC | 95.00 | 0.001524840 | 0.14 |
| LEASE MAINTENANCE | TURNCO ENTERPRISES LLC | 137.50 | 0.001524840 | 0.21 |
| LEASE MAINTENANCE | TURNCO ENTERPRISES LLC | 71.25 | 0.001524840 | 0.11 |
| LEASE MAINTENANCE | TURNCO ENTERPRISES LLC | 47.50 | 0.001524840 | 0.07 |
| LEASE MAINTENANCE | TURNCO ENTERPRISES LLC | 166.25 | 0.001524840 | 0.25 |
| LEASE MAINTENANCE | INGRAM PROFESSIONAL SERV | 2,066.81 | 0.001524840 | 3.15 |
| LEASE MAINTENANCE | INGRAM PROFESSIONAL SERV | 93.24 | 0.001524840 | 0.14 |
| LEASE MAINTENANCE | INGRAM PROFESSIONAL SERV | 108.79 | 0.001524840 | 0.17 |
| LEASE MAINTENANCE | EP&S LLC | 658.30 | 0.001524840 | 1.00 |
| LEASE MAINTENANCE | WILDCAT PUMP & ENGINE REI | 1,122.15 | 0.001524840 | 1.71 |
| LEASE MAINTENANCE | MEWBOURNE OIL COMPANY | 775.00 | 0.001524840 | 1.18 |
| LEASE MAINTENANCE | MEWBOURNE OIL COMPANY | 193.75 | 0.001524840 | 0.30 |
| LEASE MAINTENANCE | MEWBOURNE OIL COMPANY | 387.50 | 0.001524840 | 0.59 |
| LEASE MAINTENANCE | MEWBOURNE OIL COMPANY | 193.75 | 0.001524840 | 0.30 |
| MISCELLANEOUS EQUIPMENT RENTAL | MEWBOURNE OIL COMPANY | 260.40 | 0.001524840 | 0.40 |
| OVERHEAD-FIXED RATE | MEWBOURNE OIL COMPANY | 881.16 | 0.001524840 | 1.34 |
| PROFESSIONAL SERVICES | PRICE ENERGY CONSULTING I | 75.00 | 0.001524840 | 0.11 |
| PUMPING | MEWBOURNE OIL COMPANY | 875.00 | 0.001524840 | 1.33 |
| PUMPING | MEWBOURNE OIL COMPANY | 656.25 | 0.001524840 | 1.00 |
| SALT WATER DISPOSAL | OWL SWD OPERATING LLC | 10,436.14 | 0.001524840 | 15.91 |
| SALT WATER DISPOSAL | LIMESTONE BASIN PROPERTIE | 686.94 | 0.001524840 | 1.05 |
| SITE RESTORATION & EXCAVATION | TRINITY OILFIELD SERVICES & | 4,678.64 | 0.001524840 | 7.13 |
| Total Lease Operating Expense Cost | | 28,689.39 | | 43.74 |

05-01-2020

200

MEWBOURNE OIL COMPANY

Page 51

TOM M RAGSDALE
400 N SAM HOUSTON PARKWAY EAST
SUITE 601
HOUSTON, TX 77060

INVOICE NO.: 202004-17708

INVOICE DATE: 4-30-2020

OWNER: 035904-1

BILLING FOR: April 2020

| REFERENCE/DESCRIPTION OF CHARGES | | GROSS CHARGES | WORKING INTEREST | NET CHARGE |
|--|---------------------------|---------------------|---------------------|---------------|
| 62907000-30 SUBTOTAL | | 280,992.10 | 428.55 | |
| PROPERTY 62907000 TOTAL | | 2,620,360.33 | 3,995.73 | |
| PROPERTY: 62915000 62915000-10 CREEDENCE 21/16 W0ED ST COM 2H | | | | |
| <u>Intangible Well Cost</u> | | | | |
| EQUIPMENT RENTAL | OIL PATCH GROUP INC | 3,051.60 | 0.006363620 | 19.42 |
| EQUIPMENT RENTAL | OIL PATCH GROUP INC | 3,804.30 | 0.006363620 | 24.21 |
| Total Intangible Well Cost Cost | | 6,855.90 | | 43.63 |
| 62915000-10 SUBTOTAL | | 6,855.90 | 43.63 | |
| PROPERTY: 62915000 62915000-20 CREEDENCE 21/16 W0ED ST COM 2H | | | | |
| <u>Intangible Well Cost</u> | | | | |
| COMPANY SUPERVISION | MEWBOURNE OIL COMPANY | 650.00 | 0.006363620 | 4.14 |
| OVERHEAD FIXED RATE | MEWBOURNE OIL COMPANY | 2,873.10 | 0.006363620 | 18.28 |
| Total Intangible Well Cost Cost | | 3,523.10 | | 22.42 |
| 62915000-20 SUBTOTAL | | 3,523.10 | 22.42 | |
| PROPERTY: 62915000 62915000-30 CREEDENCE 21/16 W0ED ST COM 2H | | | | |
| <u>Lease Operating Expense</u> | | | | |
| COMPANY SUPERVISION | MEWBOURNE OIL COMPANY | 625.00 | 0.006363620 | 3.98 |
| COMPANY SUPERVISION | MEWBOURNE OIL COMPANY | 625.00 | 0.006363620 | 3.98 |
| COMPANY SUPERVISION | MEWBOURNE OIL COMPANY | 625.00 | 0.006363620 | 3.98 |
| COMPRESSOR MAINTENANCE | KEYSTONE PUMP & SUPPLY LI | 444.74 | 0.006363620 | 2.83 |
| COMPRESSOR MAINTENANCE | G&A FABRICATION LLC | 343.31 | 0.006363620 | 2.18 |
| COMPRESSOR MAINTENANCE | G&A FABRICATION LLC | 167.34 | 0.006363620 | 1.06 |
| COMPRESSOR MAINTENANCE | G&A FABRICATION LLC | 139.58 | 0.006363620 | 0.89 |
| COMPRESSOR MAINTENANCE | G&A FABRICATION LLC | 90.52 | 0.006363620 | 0.58 |
| COMPRESSOR MAINTENANCE | G&A FABRICATION LLC | 95.78 | 0.006363620 | 0.61 |
| COMPRESSOR MAINTENANCE | G&A FABRICATION LLC | 525.89 | 0.006363620 | 3.35 |
| COMPRESSOR MAINTENANCE | G&A FABRICATION LLC | 45.40 | 0.006363620 | 0.29 |
| COMPRESSOR RENTAL/SERVICES | TFH LTD CO | 248.34 | 0.006363620 | 1.58 |
| COMPRESSOR RENTAL/SERVICES | D&H TRUCKING | 1,336.70 | 0.006363620 | 8.51 |
| COMPRESSOR RENTAL/SERVICES | D&H TRUCKING | 1,218.29 | 0.006363620 | 7.75 |
| COMPRESSOR RENTAL/SERVICES | D&H TRUCKING | 1,184.77 | 0.006363620 | 7.54 |
| COMPRESSOR RENTAL/SERVICES | D&H TRUCKING | 2,622.14 | 0.006363620 | 16.69 |
| COMPRESSOR RENTAL/SERVICES | D&H TRUCKING | 1,184.77 | 0.006363620 | 7.54 |
| COMPRESSOR RENTAL/SERVICES | MESA NATURAL GAS SOLUTIC | 1,446.76 | 0.006363620 | 9.21 |
| CONTRACT SUPERVISION | TURNCO ENTERPRISES LLC | 3,202.48 | 0.006363620 | 20.38 |
| CONTRACT SUPERVISION | TURNCO ENTERPRISES LLC | 3,202.48 | 0.006363620 | 20.38 |
| CONTRACT SUPERVISION | TURNCO ENTERPRISES LLC | 2,556.00 | 0.006363620 | 16.27 |
| CONTRACT SUPERVISION | TURNCO ENTERPRISES LLC | 540.74 | 0.006363620 | 3.44 |
| CONTRACT SUPERVISION | TURNCO ENTERPRISES LLC | 605.25 | 0.006363620 | 3.85 |
| CONTRACT SUPERVISION | TURNCO ENTERPRISES LLC | 3,026.24 | 0.006363620 | 19.26 |

05-01-2020

201

MEWBOURNE OIL COMPANY

Page 52

TOM M RAGSDALE
400 N SAM HOUSTON PARKWAY EAST
SUITE 601
HOUSTON, TX 77060

INVOICE NO.: 202004-17708

INVOICE DATE: 4-30-2020

OWNER: 035904-1

BILLING FOR: April 2020

| REFERENCE/DESCRIPTION OF CHARGES | | GROSS CHARGES | WORKING INTEREST | NET CHARGE |
|--|-----------------------------|-------------------|---------------------|----------------|
| LEASE MAINTENANCE | GARNER PUMP & SUPPLY INC | 69.16 | 0.006363620 | 0.44 |
| LEASE MAINTENANCE | GARNER PUMP & SUPPLY INC | 114.31 | 0.006363620 | 0.73 |
| LEASE MAINTENANCE | AMERICAN MILLENNIUM COR | 20.54 | 0.006363620 | 0.13 |
| LEASE MAINTENANCE | KEYSTONE PUMP & SUPPLY LI | 161.46 | 0.006363620 | 1.03 |
| LEASE MAINTENANCE | KEYSTONE PUMP & SUPPLY LI | 488.91 | 0.006363620 | 3.11 |
| LEASE MAINTENANCE | KEYSTONE PUMP & SUPPLY LI | 132.17 | 0.006363620 | 0.84 |
| LEASE MAINTENANCE | G&A FABRICATION LLC | 451.93 | 0.006363620 | 2.88 |
| LEASE MAINTENANCE | INGRAM PROFESSIONAL SERV | 1,228.91 | 0.006363620 | 7.82 |
| LEASE MAINTENANCE | INGRAM PROFESSIONAL SERV | 2,736.84 | 0.006363620 | 17.42 |
| LEASE MAINTENANCE | INGRAM PROFESSIONAL SERV | 1,318.47 | 0.006363620 | 8.39 |
| LEASE MAINTENANCE | INGRAM PROFESSIONAL SERV | 1,843.20 | 0.006363620 | 11.73 |
| LEASE MAINTENANCE | INGRAM PROFESSIONAL SERV | 1,042.33 | 0.006363620 | 6.63 |
| LEASE MAINTENANCE | TRINITY OILFIELD SERVICES & | 205.72 | 0.006363620 | 1.31 |
| LEASE MAINTENANCE | TRINITY OILFIELD SERVICES & | 158.93 | 0.006363620 | 1.01 |
| LEASE MAINTENANCE | QATAR LLC | 80.74 | 0.006363620 | 0.51 |
| LEASE MAINTENANCE | QATAR LLC | 161.47 | 0.006363620 | 1.03 |
| LEASE MAINTENANCE | QATAR LLC | 141.29 | 0.006363620 | 0.90 |
| LEASE MAINTENANCE | QATAR LLC | 36.99 | 0.006363620 | 0.24 |
| LEASE MAINTENANCE | QATAR LLC | 90.82 | 0.006363620 | 0.58 |
| LEASE MAINTENANCE | QATAR LLC | 70.65 | 0.006363620 | 0.45 |
| LEASE MAINTENANCE | TANKLOGIX LLC | 205.83 | 0.006363620 | 1.31 |
| LEASE MAINTENANCE | DELAWARE ENERGY LLC | 28.16 | 0.006363620 | 0.18 |
| LEASE MAINTENANCE | DELAWARE ENERGY LLC | 25.90 | 0.006363620 | 0.16 |
| LEASE MAINTENANCE | DELAWARE ENERGY LLC | 49.54 | 0.006363620 | 0.32 |
| LEASE MAINTENANCE | DELAWARE ENERGY LLC | 27.02 | 0.006363620 | 0.17 |
| LEASE MAINTENANCE | MEWBOURNE OIL COMPANY | 193.75 | 0.006363620 | 1.23 |
| LEASE MAINTENANCE | SARGE TRUCKING SERVICES, I | 67.81 | 0.006363620 | 0.43 |
| MISCELLANEOUS EQUIPMENT RENTAL | MEWBOURNE OIL COMPANY | 6,200.00 | 0.006363620 | 39.45 |
| OVERHEAD-FIXED RATE | MEWBOURNE OIL COMPANY | 881.16 | 0.006363620 | 5.61 |
| PUMPING | MEWBOURNE OIL COMPANY | 875.00 | 0.006363620 | 5.57 |
| PUMPING | MEWBOURNE OIL COMPANY | 656.25 | 0.006363620 | 4.18 |
| SALT WATER DISPOSAL | MEWBOURNE OIL COMPANY | 47,907.89 | 0.006363620 | 304.87 |
| WELL/LEASE INSURANCE | LOCKTON COMPANIES LLC | 673.50 | 0.006363620 | 4.29 |
| Total Lease Operating Expense Cost | | 94,449.17 | | 601.08 |
| 62915000-30 SUBTOTAL | | 94,449.17 | 601.08 | |
| PROPERTY 62915000 TOTAL | | 104,828.17 | 667.13 | |
| 62915000PREPAYMENTS | | | | -667.13 |
| PROPERTY: 62916000 62916000-10 CREEDENCE 21/16 WIED ST COM 1H | | | | |
| <u>Intangible Well Cost</u> | | | | |
| EQUIPMENT RENTAL | OIL PATCH GROUP INC | 3,804.25 | 0.006363620 | 24.21 |
| Total Intangible Well Cost Cost | | 3,804.25 | | 24.21 |

05-01-2020

202

MEWBOURNE OIL COMPANY

Page 53

TOM M RAGSDALE
400 N SAM HOUSTON PARKWAY EAST
SUITE 601
HOUSTON, TX 77060

INVOICE NO.: 202004-17708

INVOICE DATE: 4-30-2020

OWNER: 035904-1

BILLING FOR: April 2020

| REFERENCE/DESCRIPTION OF CHARGES | | GROSS CHARGES | WORKING INTEREST | NET CHARGE |
|--|---------------------------|------------------|---------------------|---------------|
| 62916000-10 SUBTOTAL | | 3,804.25 | 24.21 | |
| PROPERTY: 62916000 62916000-20 CREEDENCE 21/16 W1ED ST COM 1H | | | | |
| <u>Intangible Well Cost</u> | | | | |
| COMPANY SUPERVISION | MEWBOURNE OIL COMPANY | 650.00 | 0.006363620 | 4.14 |
| OVERHEAD FIXED RATE | MEWBOURNE OIL COMPANY | 2,873.09 | 0.006363620 | 18.28 |
| Total Intangible Well Cost Cost | | 3,523.09 | | 22.42 |
| 62916000-20 SUBTOTAL | | 3,523.09 | 22.42 | |
| PROPERTY: 62916000 62916000-30 CREEDENCE 21/16 W1ED ST COM 1H | | | | |
| <u>Lease Operating Expense</u> | | | | |
| COMPANY SUPERVISION | MEWBOURNE OIL COMPANY | 625.00 | 0.006363620 | 3.98 |
| COMPANY SUPERVISION | MEWBOURNE OIL COMPANY | 625.00 | 0.006363620 | 3.98 |
| COMPANY SUPERVISION | MEWBOURNE OIL COMPANY | 625.00 | 0.006363620 | 3.98 |
| COMPRESSOR MAINTENANCE | KEYSTONE PUMP & SUPPLY LI | 444.73 | 0.006363620 | 2.83 |
| COMPRESSOR MAINTENANCE | G&A FABRICATION LLC | 343.31 | 0.006363620 | 2.18 |
| COMPRESSOR MAINTENANCE | G&A FABRICATION LLC | 167.30 | 0.006363620 | 1.06 |
| COMPRESSOR MAINTENANCE | G&A FABRICATION LLC | 139.56 | 0.006363620 | 0.89 |
| COMPRESSOR MAINTENANCE | G&A FABRICATION LLC | 90.49 | 0.006363620 | 0.58 |
| COMPRESSOR MAINTENANCE | G&A FABRICATION LLC | 95.74 | 0.006363620 | 0.61 |
| COMPRESSOR MAINTENANCE | G&A FABRICATION LLC | 525.86 | 0.006363620 | 3.35 |
| COMPRESSOR MAINTENANCE | G&A FABRICATION LLC | 45.38 | 0.006363620 | 0.29 |
| COMPRESSOR RENTAL/SERVICES | TFH LTD CO | 248.34 | 0.006363620 | 1.58 |
| COMPRESSOR RENTAL/SERVICES | D&H TRUCKING | 1,336.72 | 0.006363620 | 8.51 |
| COMPRESSOR RENTAL/SERVICES | D&H TRUCKING | 1,218.34 | 0.006363620 | 7.75 |
| COMPRESSOR RENTAL/SERVICES | D&H TRUCKING | 1,184.83 | 0.006363620 | 7.54 |
| COMPRESSOR RENTAL/SERVICES | D&H TRUCKING | 2,622.20 | 0.006363620 | 16.69 |
| COMPRESSOR RENTAL/SERVICES | D&H TRUCKING | 1,184.83 | 0.006363620 | 7.54 |
| COMPRESSOR RENTAL/SERVICES | MESA NATURAL GAS SOLUTIC | 1,446.76 | 0.006363620 | 9.21 |
| CONTRACT SUPERVISION | TURNCO ENTERPRISES LLC | 3,202.52 | 0.006363620 | 20.38 |
| CONTRACT SUPERVISION | TURNCO ENTERPRISES LLC | 3,202.52 | 0.006363620 | 20.38 |
| CONTRACT SUPERVISION | TURNCO ENTERPRISES LLC | 2,556.00 | 0.006363620 | 16.27 |
| CONTRACT SUPERVISION | TURNCO ENTERPRISES LLC | 540.76 | 0.006363620 | 3.44 |
| CONTRACT SUPERVISION | TURNCO ENTERPRISES LLC | 605.25 | 0.006363620 | 3.85 |
| CONTRACT SUPERVISION | TURNCO ENTERPRISES LLC | 3,026.26 | 0.006363620 | 19.26 |
| LEASE MAINTENANCE | GARNER PUMP & SUPPLY INC | 69.15 | 0.006363620 | 0.44 |
| LEASE MAINTENANCE | GARNER PUMP & SUPPLY INC | 114.31 | 0.006363620 | 0.73 |
| LEASE MAINTENANCE | AMERICAN MILLENNIUM COR | 20.55 | 0.006363620 | 0.13 |
| LEASE MAINTENANCE | KEYSTONE PUMP & SUPPLY LI | 161.47 | 0.006363620 | 1.03 |
| LEASE MAINTENANCE | KEYSTONE PUMP & SUPPLY LI | 488.93 | 0.006363620 | 3.11 |
| LEASE MAINTENANCE | KEYSTONE PUMP & SUPPLY LI | 132.18 | 0.006363620 | 0.84 |
| LEASE MAINTENANCE | G&A FABRICATION LLC | 451.90 | 0.006363620 | 2.88 |

05-01-2020

203

MEWBOURNE OIL COMPANY

Page 54

TOM M RAGSDALE
400 N SAM HOUSTON PARKWAY EAST
SUITE 601
HOUSTON, TX 77060

INVOICE NO.: 202004-17708

INVOICE DATE: 4-30-2020

OWNER: 035904-1

BILLING FOR: April 2020

| REFERENCE/DESCRIPTION OF CHARGES | | GROSS CHARGES | WORKING INTEREST | NET CHARGE |
|------------------------------------|-----------------------------|---------------|------------------|------------|
| LEASE MAINTENANCE | INGRAM PROFESSIONAL SERV | 1,228.77 | 0.006363620 | 7.82 |
| LEASE MAINTENANCE | INGRAM PROFESSIONAL SERV | 2,736.75 | 0.006363620 | 17.42 |
| LEASE MAINTENANCE | INGRAM PROFESSIONAL SERV | 1,318.65 | 0.006363620 | 8.39 |
| LEASE MAINTENANCE | INGRAM PROFESSIONAL SERV | 1,843.11 | 0.006363620 | 11.73 |
| LEASE MAINTENANCE | INGRAM PROFESSIONAL SERV | 1,042.31 | 0.006363620 | 6.63 |
| LEASE MAINTENANCE | TRINITY OILFIELD SERVICES & | 205.73 | 0.006363620 | 1.31 |
| LEASE MAINTENANCE | TRINITY OILFIELD SERVICES & | 158.94 | 0.006363620 | 1.01 |
| LEASE MAINTENANCE | QATAR LLC | 80.73 | 0.006363620 | 0.51 |
| LEASE MAINTENANCE | QATAR LLC | 161.46 | 0.006363620 | 1.03 |
| LEASE MAINTENANCE | QATAR LLC | 141.28 | 0.006363620 | 0.90 |
| LEASE MAINTENANCE | QATAR LLC | 37.02 | 0.006363620 | 0.24 |
| LEASE MAINTENANCE | QATAR LLC | 90.83 | 0.006363620 | 0.58 |
| LEASE MAINTENANCE | QATAR LLC | 70.63 | 0.006363620 | 0.45 |
| LEASE MAINTENANCE | TANKLOGIX LLC | 205.83 | 0.006363620 | 1.31 |
| LEASE MAINTENANCE | DELAWARE ENERGY LLC | 28.14 | 0.006363620 | 0.18 |
| LEASE MAINTENANCE | DELAWARE ENERGY LLC | 25.88 | 0.006363620 | 0.16 |
| LEASE MAINTENANCE | DELAWARE ENERGY LLC | 49.53 | 0.006363620 | 0.32 |
| LEASE MAINTENANCE | DELAWARE ENERGY LLC | 27.02 | 0.006363620 | 0.17 |
| LEASE MAINTENANCE | MEWBOURNE OIL COMPANY | 387.50 | 0.006363620 | 2.47 |
| LEASE MAINTENANCE | SARGE TRUCKING SERVICES, I | 67.82 | 0.006363620 | 0.43 |
| MISCELLANEOUS EQUIPMENT RENTAL | MEWBOURNE OIL COMPANY | 6,200.00 | 0.006363620 | 39.45 |
| OVERHEAD-FIXED RATE | MEWBOURNE OIL COMPANY | 881.16 | 0.006363620 | 5.61 |
| PUMPING | MEWBOURNE OIL COMPANY | 875.00 | 0.006363620 | 5.57 |
| PUMPING | MEWBOURNE OIL COMPANY | 656.25 | 0.006363620 | 4.18 |
| SALT WATER DISPOSAL | MEWBOURNE OIL COMPANY | 50,389.11 | 0.006363620 | 320.66 |
| WELL/LEASE INSURANCE | LOCKTON COMPANIES LLC | 673.50 | 0.006363620 | 4.29 |
| Total Lease Operating Expense Cost | | 97,124.14 | | 618.11 |

62916000-30 SUBTOTAL

97,124.14

618.11

PROPERTY 62916000 TOTAL

104,451.48

664.74

62916000PREPAYMENTS

-664.74

PROPERTY: 62958000 62958000-20 GAZELLE 22 B3MD FED COM 1H

Equipment Beyond Wellhead

| | | | | |
|--------------------------------------|---------------------------|----------|-------------|----------|
| MISC. VALVES & FITTINGS | KEYSTONE PUMP & SUPPLY LI | 7,547.55 | 0.195498190 | 1,475.54 |
| PRODUCTION EQUIP INSTALLATION | 50-50 BACKHOE SERVICE LLC | 1,224.55 | 0.195498190 | 239.40 |
| Total Equipment Beyond Wellhead Cost | | 8,772.10 | | 1,714.94 |

62958000-20 SUBTOTAL

8,772.10

1,714.94

PROPERTY: 62958000 62958000-30 GAZELLE 22 B3MD FED COM 1H

Lease Operating Expense

| | | | | |
|--------------------------|--------------------------|--------|-------------|-------|
| CHEMICALS-WATER TREATING | IMPERATIVE CHEMICAL PART | 264.66 | 0.195498190 | 51.74 |
| COMPRESSOR MAINTENANCE | G&A FABRICATION LLC | 179.46 | 0.195498190 | 35.08 |

05-01-2020

204

MEWBOURNE OIL COMPANY

Page 55

TOM M RAGSDALE
400 N SAM HOUSTON PARKWAY EAST
SUITE 601
HOUSTON, TX 77060

INVOICE NO.: 202004-17708

INVOICE DATE: 4-30-2020

OWNER: 035904-1

BILLING FOR: April 2020

| REFERENCE/DESCRIPTION OF CHARGES | | GROSS CHARGES | WORKING INTEREST | NET CHARGE |
|----------------------------------|-----------------------------|------------------|---------------------|---------------|
| COMPRESSOR MAINTENANCE | G&A FABRICATION LLC | 178.84 | 0.195498190 | 34.96 |
| COMPRESSOR MAINTENANCE | G&A FABRICATION LLC | 164.83 | 0.195498190 | 32.22 |
| COMPRESSOR MAINTENANCE | G&A FABRICATION LLC | 69.26 | 0.195498190 | 13.54 |
| COMPRESSOR MAINTENANCE | G&A FABRICATION LLC | 187.26 | 0.195498190 | 36.61 |
| COMPRESSOR RENTAL/SERVICES | GRAVITY OILFIELD SERVICES | 32.85 | 0.195498190 | 6.42 |
| COMPRESSOR RENTAL/SERVICES | GRAVITY OILFIELD SERVICES | 32.85 | 0.195498190 | 6.42 |
| COMPRESSOR RENTAL/SERVICES | GRAVITY OILFIELD SERVICES | 353.10 | 0.195498190 | 69.02 |
| COMPRESSOR RENTAL/SERVICES | GRAVITY OILFIELD SERVICES | 330.33 | 0.195498190 | 64.58 |
| COMPRESSOR RENTAL/SERVICES | GRAVITY OILFIELD SERVICES | 30.73 | 0.195498190 | 6.01 |
| COMPRESSOR RENTAL/SERVICES | GRAVITY OILFIELD SERVICES | 141.33 | 0.195498190 | 27.62 |
| COMPRESSOR RENTAL/SERVICES | GRAVITY OILFIELD SERVICES | 32.85 | 0.195498190 | 6.42 |
| LEASE MAINTENANCE | CUSTOM WELDING OF HOBBS | 74.47 | 0.195498190 | 14.56 |
| LEASE MAINTENANCE | CUSTOM WELDING OF HOBBS | 225.31 | 0.195498190 | 44.05 |
| LEASE MAINTENANCE | BAKER HUGHES OILFIELD | 22.08 | 0.195498190 | 4.33 |
| LEASE MAINTENANCE | BAKER HUGHES OILFIELD | 34.97 | 0.195498190 | 6.84 |
| LEASE MAINTENANCE | GARNER PUMP & SUPPLY INC | 266.50 | 0.195498190 | 52.10 |
| LEASE MAINTENANCE | AMERICAN MILLENNIUM COR | 17.61 | 0.195498190 | 3.44 |
| LEASE MAINTENANCE | THE GASCO MANUFACTURING | 172.70 | 0.195498190 | 33.76 |
| LEASE MAINTENANCE | KEYSTONE PUMP & SUPPLY LI | 64.83 | 0.195498190 | 12.67 |
| LEASE MAINTENANCE | K&S OILFIELD SUPPLIES LLC | 125.59 | 0.195498190 | 24.55 |
| LEASE MAINTENANCE | K&S OILFIELD SUPPLIES LLC | 130.70 | 0.195498190 | 25.54 |
| LEASE MAINTENANCE | TURNCO ENTERPRISES LLC | 47.50 | 0.195498190 | 9.29 |
| LEASE MAINTENANCE | TURNCO ENTERPRISES LLC | 23.75 | 0.195498190 | 4.64 |
| LEASE MAINTENANCE | TURNCO ENTERPRISES LLC | 95.00 | 0.195498190 | 18.57 |
| LEASE MAINTENANCE | TURNCO ENTERPRISES LLC | 18.27 | 0.195498190 | 3.57 |
| LEASE MAINTENANCE | TURNCO ENTERPRISES LLC | 137.50 | 0.195498190 | 26.87 |
| LEASE MAINTENANCE | TURNCO ENTERPRISES LLC | 25.57 | 0.195498190 | 5.00 |
| LEASE MAINTENANCE | TURNCO ENTERPRISES LLC | 71.25 | 0.195498190 | 13.93 |
| LEASE MAINTENANCE | TURNCO ENTERPRISES LLC | 39.61 | 0.195498190 | 7.74 |
| LEASE MAINTENANCE | TURNCO ENTERPRISES LLC | 21.92 | 0.195498190 | 4.29 |
| LEASE MAINTENANCE | TURNCO ENTERPRISES LLC | 47.50 | 0.195498190 | 9.29 |
| LEASE MAINTENANCE | TURNCO ENTERPRISES LLC | 166.25 | 0.195498190 | 32.50 |
| LEASE MAINTENANCE | INGRAM PROFESSIONAL SERV | 2,066.87 | 0.195498190 | 404.07 |
| LEASE MAINTENANCE | INGRAM PROFESSIONAL SERV | 93.28 | 0.195498190 | 18.23 |
| LEASE MAINTENANCE | INGRAM PROFESSIONAL SERV | 108.79 | 0.195498190 | 21.27 |
| LEASE MAINTENANCE | TRINITY OILFIELD SERVICES & | 1,477.00 | 0.195498190 | 288.75 |
| LEASE MAINTENANCE | EP&S LLC | 658.29 | 0.195498190 | 128.69 |
| LEASE MAINTENANCE | EP&S LLC | 35.36 | 0.195498190 | 6.91 |
| LEASE MAINTENANCE | EP&S LLC | 141.63 | 0.195498190 | 27.69 |
| LEASE MAINTENANCE | EP&S LLC | 21.87 | 0.195498190 | 4.28 |
| LEASE MAINTENANCE | EP&S LLC | 8.39 | 0.195498190 | 1.64 |
| LEASE MAINTENANCE | MEWBOURNE OIL COMPANY | 193.75 | 0.195498190 | 37.88 |

05-01-2020

205

MEWBOURNE OIL COMPANY

Page 56

TOM M RAGSDALE
400 N SAM HOUSTON PARKWAY EAST
SUITE 601
HOUSTON, TX 77060

INVOICE NO.: 202004-17708

INVOICE DATE: 4-30-2020

OWNER: 035904-1

BILLING FOR: April 2020

| REFERENCE/DESCRIPTION OF CHARGES | | GROSS CHARGES | WORKING INTEREST | NET CHARGE |
|------------------------------------|-----------------------------|---------------|------------------|------------|
| LEASE MAINTENANCE | MEWBOURNE OIL COMPANY | 387.50 | 0.195498190 | 75.76 |
| MISCELLANEOUS EQUIPMENT RENTAL | MEWBOURNE OIL COMPANY | 260.40 | 0.195498190 | 50.91 |
| OVERHEAD-FIXED RATE | MEWBOURNE OIL COMPANY | 881.16 | 0.195498190 | 172.27 |
| PROFESSIONAL SERVICES | JET LABORATORIES INC | 1,118.86 | 0.195498190 | 218.74 |
| PROFESSIONAL SERVICES | PRICE ENERGY CONSULTING I | 75.00 | 0.195498190 | 14.66 |
| PUMPING | MEWBOURNE OIL COMPANY | 875.00 | 0.195498190 | 171.06 |
| PUMPING | MEWBOURNE OIL COMPANY | 656.25 | 0.195498190 | 128.30 |
| SALT WATER DISPOSAL | OWL SWD OPERATING LLC | 5,469.12 | 0.195498190 | 1,069.21 |
| SALT WATER DISPOSAL | LIMESTONE BASIN PROPERTIE | 360.02 | 0.195498190 | 70.38 |
| SITE RESTORATION & EXCAVATION | TRINITY OILFIELD SERVICES & | 1,531.16 | 0.195498190 | 299.34 |
| WELL/LEASE INSURANCE | LOCKTON COMPANIES LLC | 673.50 | 0.195498190 | 131.66 |
| Total Lease Operating Expense Cost | | 20,920.43 | | 4,089.87 |

62958000-30 SUBTOTAL

20,920.43

4,089.87

PROPERTY 62958000 TOTAL

29,692.53

5,804.81

PROPERTY: 62959000 62959000-10 GAZELLE 22 B3NC FED COM 1H

Intangible Well Cost

| | | | | |
|-------------------------------|---------------------------|------------|-------------|--------|
| CASING, TUBING, SNUBBING SERV | BUTCH'S RAT HOLE & ANCHOR | 14,296.42 | 0.001524840 | 21.80 |
| COMPANY SUPERVISION | MEWBOURNE OIL COMPANY | 1,937.50 | 0.001524840 | 2.95 |
| COMPANY SUPERVISION | MEWBOURNE OIL COMPANY | 1,437.50 | 0.001524840 | 2.19 |
| COMPANY SUPERVISION | MEWBOURNE OIL COMPANY | 1,437.50 | 0.001524840 | 2.19 |
| COMPANY SUPERVISION | MEWBOURNE OIL COMPANY | 625.00 | 0.001524840 | 0.95 |
| COMPANY SUPERVISION | MEWBOURNE OIL COMPANY | 4,312.50 | 0.001524840 | 6.58 |
| COMPANY SUPERVISION | MEWBOURNE OIL COMPANY | 8,050.00 | 0.001524840 | 12.27 |
| COMPANY SUPERVISION | MEWBOURNE OIL COMPANY | 4,887.50 | 0.001524840 | 7.45 |
| COMPANY SUPERVISION | MEWBOURNE OIL COMPANY | 6,900.00 | 0.001524840 | 10.52 |
| COMPANY SUPERVISION | MEWBOURNE OIL COMPANY | 1,138.50 | 0.001524840 | 1.74 |
| COMPANY SUPERVISION | MEWBOURNE OIL COMPANY | 1,550.00 | 0.001524840 | 2.36 |
| COMPANY SUPERVISION | MEWBOURNE OIL COMPANY | 12,075.00 | 0.001524840 | 18.41 |
| COMPANY SUPERVISION | MEWBOURNE OIL COMPANY | 2,300.00 | 0.001524840 | 3.51 |
| CONTRACT SUPERVISION | GSM OILFIELD SERVICES INC | 11,038.13 | 0.001524840 | 16.83 |
| CONTRACT SUPERVISION | GSM OILFIELD SERVICES INC | 11,038.13 | 0.001524840 | 16.83 |
| DAY WORK, FOOTAGE, TURNKEY | PATTERSON-UTI DRILLING CO | 216,546.99 | 0.001524840 | 330.20 |
| DIRECTIONAL SERVICES | ALTITUDE ENERGY PARTNER | 18,800.00 | 0.001524840 | 28.67 |
| EQUIPMENT RENTAL | THE SYDCO SYSTEM INC | 3,051.03 | 0.001524840 | 4.65 |
| EQUIPMENT RENTAL | MAN WELDING SERVICE | 2,110.00 | 0.001524840 | 3.22 |
| EQUIPMENT RENTAL | PATTERSON-UTI DRILLING CO | 13,715.00 | 0.001524840 | 20.91 |
| EQUIPMENT RENTAL | PASON SYSTEMS USA CORPOF | 11,593.42 | 0.001524840 | 17.68 |
| EQUIPMENT RENTAL | WEATHERFORD US LP | 4,676.39 | 0.001524840 | 7.13 |
| EQUIPMENT RENTAL | AMERICAN SAFETY SERVICES | 1,878.47 | 0.001524840 | 2.86 |
| EQUIPMENT RENTAL | AMERICAN SAFETY SERVICES | 759.59 | 0.001524840 | 1.16 |
| EQUIPMENT RENTAL | NATIONAL OILWELL DHT LP | 1,544.40 | 0.001524840 | 2.35 |

05-01-2020

206

MEWBOURNE OIL COMPANY

Page 57

TOM M RAGSDALE
400 N SAM HOUSTON PARKWAY EAST
SUITE 601
HOUSTON, TX 77060

INVOICE NO.: 202004-17708

INVOICE DATE: 4-30-2020

OWNER: 035904-1

BILLING FOR: April 2020

| REFERENCE/DESCRIPTION OF CHARGES | | GROSS CHARGES | WORKING INTEREST | NET CHARGE |
|----------------------------------|----------------------------|------------------|---------------------|---------------|
| EQUIPMENT RENTAL | DIVINE ENERGY SERVICES LL | 1,076.67 | 0.001524840 | 1.64 |
| EQUIPMENT RENTAL | DIVINE ENERGY SERVICES LL | 1,615.01 | 0.001524840 | 2.46 |
| EQUIPMENT RENTAL | DIVINE ENERGY SERVICES LL | 3,540.83 | 0.001524840 | 5.40 |
| EQUIPMENT RENTAL | LA ENTERPRISE SERVICES INC | 462.55 | 0.001524840 | 0.71 |
| EQUIPMENT RENTAL | OIL PATCH GROUP INC | 9,376.85 | 0.001524840 | 14.30 |
| INSPECTION & REPAIR SERVICES | CONNECTION INSPECTION SEI | 807.51 | 0.001524840 | 1.23 |
| INSPECTION & REPAIR SERVICES | SMITH INTERNATIONAL INC | 21,582.64 | 0.001524840 | 32.91 |
| LOCATION RESTORATION | DUKE OILFIELD SERVICES LLC | 3,228.30 | 0.001524840 | 4.92 |
| LOCATION RESTORATION | DUKE OILFIELD SERVICES LLC | 1,519.20 | 0.001524840 | 2.32 |
| LOCATION RESTORATION | DUKE OILFIELD SERVICES LLC | 2,510.90 | 0.001524840 | 3.83 |
| LOCATION RESTORATION | DUKE OILFIELD SERVICES LLC | 7,334.89 | 0.001524840 | 11.18 |
| LOCATION RESTORATION | R360 ENVIRONMENTAL SOLU | 11,132.36 | 0.001524840 | 16.98 |
| LOCATION RESTORATION | AY TRUCKING INC | 5,124.84 | 0.001524840 | 7.81 |
| LOCATION RESTORATION | AY TRUCKING INC | 6,149.81 | 0.001524840 | 9.38 |
| LOCATION RESTORATION | AY TRUCKING INC | 3,705.66 | 0.001524840 | 5.65 |
| LOCATION RESTORATION | AY TRUCKING INC | 3,479.64 | 0.001524840 | 5.31 |
| MUD | PATTERSON-UTI DRILLING CO | 6,941.90 | 0.001524840 | 10.59 |
| MUD | ANCHOR DRILLING FLUIDS US | 47,569.40 | 0.001524840 | 72.54 |
| MUD | GRAVITY OILFIELD SERVICES | 3,454.24 | 0.001524840 | 5.27 |
| MUD | AY TRUCKING INC | 1,892.25 | 0.001524840 | 2.89 |
| MUD | SYNERGY CLEANING Solutio | 16,236.00 | 0.001524840 | 24.76 |
| OVERHEAD FIXED RATE | MEWBOURNE OIL COMPANY | 3,629.60 | 0.001524840 | 5.53 |
| RIG MOBILIZATION | PATTERSON-UTI DRILLING CO | 6,700.20 | 0.001524840 | 10.22 |
| TESTING | B O P RAM-BLOCK & IRON RE | 4,051.20 | 0.001524840 | 6.18 |
| TESTING | B O P RAM-BLOCK & IRON RE | 3,560.63 | 0.001524840 | 5.43 |
| TRANSPORTATION | DIVINE ENERGY SERVICES LL | 3,628.95 | 0.001524840 | 5.53 |
| WATER AND OTHER | DUKE OILFIELD SERVICES LLC | 596.60 | 0.001524840 | 0.91 |
| WATER AND OTHER | DUKE OILFIELD SERVICES LLC | 2,907.58 | 0.001524840 | 4.43 |
| WATER AND OTHER | AY TRUCKING INC | 2,398.16 | 0.001524840 | 3.66 |
| Total Intangible Well Cost Cost | | 543,913.34 | | 829.38 |
| <u>Intangible Well Cost</u> | | | | |
| CASING, TUBING, SNUBBING SERV | BUTCH'S RAT HOLE & ANCHO | 3,763.37 | 0.001524840 | 5.74 |
| COMPANY SUPERVISION | MEWBOURNE OIL COMPANY | 787.50 | 0.001524840 | 1.20 |
| EQUIPMENT RENTAL | OIL PATCH GROUP INC | 1,202.70 | 0.001524840 | 1.83 |
| INSPECTION & REPAIR SERVICES | CONNECTION INSPECTION SEI | 1,753.43 | 0.001524840 | 2.67 |
| INSPECTION & REPAIR SERVICES | SMITH INTERNATIONAL INC | 26,509.37 | 0.001524840 | 40.42 |
| TESTING | PATTERSON-UTI DRILLING CO | 4,547.24 | 0.001524840 | 6.93 |
| WELL / LEASE LEGAL | SCHUTZ ABSTRACT COMPANY | 487.97 | 0.001524840 | 0.74 |
| Total Intangible Well Cost Cost | | 39,051.58 | | 59.53 |
| <u>Tangible Well Cost</u> | | | | |
| CASING (6.1" - 8.0") | SOONER PIPE LLC | -4,589.48 | 0.001524840 | -7.00 |

05-01-2020

207

MEWBOURNE OIL COMPANY

Page 58

TOM M RAGSDALE
400 N SAM HOUSTON PARKWAY EAST
SUITE 601
HOUSTON, TX 77060

INVOICE NO.: 202004-17708

INVOICE DATE: 4-30-2020

OWNER: 035904-1

BILLING FOR: April 2020

| REFERENCE/DESCRIPTION OF CHARGES | | GROSS CHARGES | WORKING INTEREST | NET CHARGE |
|--|-----------------------------|-------------------|------------------|------------|
| CASING (8.1" - 10.0") | SOONER PIPE LLC | -5,947.02 | 0.001524840 | -9.07 |
| Total Tangible Well Cost Cost | | -10,536.50 | | -16.07 |
| <u>Intangible Well Cost</u> | | | | |
| LOCATION RESTORATION | R360 ENVIRONMENTAL SOLUT | 1,540.30 | 0.001524840 | 2.35 |
| LOCATION RESTORATION | R360 ENVIRONMENTAL SOLUT | 1,487.55 | 0.001524840 | 2.27 |
| LOCATION RESTORATION | R360 ENVIRONMENTAL SOLUT | 743.78 | 0.001524840 | 1.13 |
| Total Intangible Well Cost Cost | | 3,771.63 | | 5.75 |
| <u>Tangible Well Cost</u> | | | | |
| CASING (10.1" - 19.0") | SOONER PIPE LLC | -7,896.52 | 0.001524840 | -12.04 |
| Total Tangible Well Cost Cost | | -7,896.52 | | -12.04 |
| <u>Intangible Well Cost</u> | | | | |
| COMPANY SUPERVISION | MEWBOURNE OIL COMPANY | 300.00 | 0.001524840 | 0.46 |
| WATER AND OTHER | DUKE OILFIELD SERVICES LLC | 8,949.04 | 0.001524840 | 13.65 |
| Total Intangible Well Cost Cost | | 9,249.04 | | 14.11 |
| 62959000-10 SUBTOTAL | | 577,552.57 | 880.66 | |
| PROPERTY: 62959000 62959000-20 GAZELLE 22 B3NC FED COM 1H | | | | |
| <u>Intangible Well Cost</u> | | | | |
| CASING, TUBING, SNUBING SERV | BUTCH'S RAT HOLE & ANCHOR | 7,557.48 | 0.001524840 | 11.52 |
| CASING, TUBING, SNUBING SERV | L & E SERVICES LLC | 335.09 | 0.001524840 | 0.51 |
| CASING, TUBING, SNUBING SERV | PETROSTAR SERVICES LLC | 8,889.22 | 0.001524840 | 13.55 |
| CEMENTING | BJ SERVICES LLC | 29,621.85 | 0.001524840 | 45.17 |
| COMPANY SUPERVISION | MEWBOURNE OIL COMPANY | 1,150.00 | 0.001524840 | 1.75 |
| COMPANY SUPERVISION | MEWBOURNE OIL COMPANY | 3,450.00 | 0.001524840 | 5.26 |
| COMPANY SUPERVISION | MEWBOURNE OIL COMPANY | 1,150.00 | 0.001524840 | 1.75 |
| COMPANY SUPERVISION | MEWBOURNE OIL COMPANY | 575.00 | 0.001524840 | 0.88 |
| COMPANY SUPERVISION | MEWBOURNE OIL COMPANY | 1,250.00 | 0.001524840 | 1.91 |
| CONTRACT SUPERVISION | GSM OILFIELD SERVICES INC | 3,247.50 | 0.001524840 | 4.95 |
| CONTRACT SUPERVISION | SDS PETROLEUM CONSULTAN | 5,538.75 | 0.001524840 | 8.45 |
| CONTRACT SUPERVISION | SDS PETROLEUM CONSULTAN | 1,793.50 | 0.001524840 | 2.73 |
| DAY WORK, FOOTAGE, TURNKEY | PATTERSON-UTI DRILLING CO | 72,795.00 | 0.001524840 | 111.00 |
| LOCATION RESTORATION | SUNDANCE SERVICES INC | 292.42 | 0.001524840 | 0.45 |
| LOCATION, ROADS, PITS | HOBBS ANCHOR INC | 1,345.13 | 0.001524840 | 2.05 |
| LOCATION, ROADS, PITS | TRINITY OILFIELD SERVICES & | 799.18 | 0.001524840 | 1.22 |
| LOCATION, ROADS, PITS | TRINITY OILFIELD SERVICES & | 1,780.33 | 0.001524840 | 2.71 |
| LOCATION, ROADS, PITS | TRINITY OILFIELD SERVICES & | 1,629.95 | 0.001524840 | 2.49 |
| LOCATION, ROADS, PITS | TRINITY OILFIELD SERVICES & | 1,410.53 | 0.001524840 | 2.15 |
| LOGGING, WIRELINE & CORING | HALLIBURTON ENERGY SERV | 27,308.68 | 0.001524840 | 41.64 |
| LOGGING, WIRELINE & CORING | RWLS LLC DBA RENEGADE SE | 13,703.19 | 0.001524840 | 20.90 |
| LOGGING, WIRELINE & CORING | REPEAT PRECISION LLC | 7,253.63 | 0.001524840 | 11.06 |

05-01-2020

208

MEWBOURNE OIL COMPANY

Page 59

TOM M RAGSDALE
400 N SAM HOUSTON PARKWAY EAST
SUITE 601
HOUSTON, TX 77060

INVOICE NO.: 202004-17708

INVOICE DATE: 4-30-2020

OWNER: 035904-1

BILLING FOR: April 2020

| REFERENCE/DESCRIPTION OF CHARGES | | GROSS CHARGES | WORKING INTEREST | NET CHARGE |
|--------------------------------------|---------------------------|---------------|------------------|------------|
| LOGGING, WIRELINE & CORING | XTREME CRANE & RIGGING LI | 5,050.00 | 0.001524840 | 7.70 |
| LOGGING, WIRELINE & CORING | XTREME CRANE & RIGGING LI | 12,625.00 | 0.001524840 | 19.25 |
| MISC. AIR & PUMPING SERVICES | AY TRUCKING INC | 1,498.03 | 0.001524840 | 2.28 |
| MISC. AIR & PUMPING SERVICES | AY TRUCKING INC | 551.90 | 0.001524840 | 0.84 |
| OVERHEAD FIXED RATE | MEWBOURNE OIL COMPANY | 4,746.40 | 0.001524840 | 7.24 |
| OVERHEAD FIXED RATE | MEWBOURNE OIL COMPANY | 10,031.79 | 0.001524840 | 15.30 |
| STIMULATION | HALLIBURTON ENERGY SERV | 892,374.00 | 0.001524840 | 1,360.73 |
| STIMULATION | PETROSTAR SERVICES LLC | 41,054.95 | 0.001524840 | 62.60 |
| STIMULATION RENTALS & OTHER | GUNS UP SERVICES | 2,897.44 | 0.001524840 | 4.42 |
| STIMULATION RENTALS & OTHER | GUNS UP SERVICES | 1,062.39 | 0.001524840 | 1.62 |
| STIMULATION RENTALS & OTHER | GUNS UP SERVICES | 482.90 | 0.001524840 | 0.74 |
| STIMULATION RENTALS & OTHER | GUNS UP SERVICES | 482.90 | 0.001524840 | 0.74 |
| STIMULATION RENTALS & OTHER | GUNS UP SERVICES | 4,755.01 | 0.001524840 | 7.25 |
| STIMULATION RENTALS & OTHER | OIL STATES ENERGY SERVICE | 38,869.37 | 0.001524840 | 59.27 |
| STIMULATION RENTALS & OTHER | NEW WAVE ENERGY SERVICE | 53,365.47 | 0.001524840 | 81.37 |
| TRANSPORTATION | GREEN'S PIPE SERVICE INC | 1,000.00 | 0.001524840 | 1.52 |
| WATER AND OTHER | GUNS UP SERVICES | 2,645.25 | 0.001524840 | 4.03 |
| WATER AND OTHER | GUNS UP SERVICES | 1,062.39 | 0.001524840 | 1.62 |
| WATER AND OTHER | AY TRUCKING INC | 1,396.09 | 0.001524840 | 2.13 |
| WATER AND OTHER | ACCELERATED WATER RESOL | 179,447.48 | 0.001524840 | 273.63 |
| Total Intangible Well Cost Cost | | 1,448,275.19 | | 2,208.38 |
| <u>Tangible Well Cost</u> | | | | |
| CASING (4.1" - 6.0") | SOONER PIPE LLC | 84,776.87 | 0.001524840 | 129.27 |
| TUBING HEAD & UPPER SECTION | CAMERON INTERNATIONAL | 15,641.26 | 0.001524840 | 23.85 |
| TUBING HEAD & UPPER SECTION | CAMERON INTERNATIONAL | 1,382.39 | 0.001524840 | 2.11 |
| Total Tangible Well Cost Cost | | 101,800.52 | | 155.23 |
| <u>Equipment Beyond Wellhead</u> | | | | |
| CATHODIC PROTECTION | TANKLOGIX LLC | 13,362.58 | 0.001524840 | 20.38 |
| MISC. VALVES & FITTINGS | GREEN'S PIPE SERVICE INC | 20,708.73 | 0.001524840 | 31.58 |
| MISC. VALVES & FITTINGS | K&S OILFIELD SUPPLIES LLC | 8,261.63 | 0.001524840 | 12.60 |
| MISC. VALVES & FITTINGS | K&S OILFIELD SUPPLIES LLC | 1,808.87 | 0.001524840 | 2.76 |
| MISC. VALVES & FITTINGS | K&S OILFIELD SUPPLIES LLC | 13,935.51 | 0.001524840 | 21.25 |
| SEPARATION EQUIPMENT | HERO FLARE LLC | 22,431.50 | 0.001524840 | 34.20 |
| Total Equipment Beyond Wellhead Cost | | 80,508.82 | | 122.77 |
| <u>Intangible Well Cost</u> | | | | |
| COMPANY SUPERVISION | MEWBOURNE OIL COMPANY | 625.00 | 0.001524840 | 0.95 |
| COMPANY SUPERVISION | MEWBOURNE OIL COMPANY | 587.50 | 0.001524840 | 0.90 |
| COMPANY SUPERVISION | MEWBOURNE OIL COMPANY | 5,287.50 | 0.001524840 | 8.06 |
| COMPANY SUPERVISION | MEWBOURNE OIL COMPANY | 1,250.00 | 0.001524840 | 1.91 |
| COMPANY SUPERVISION | MEWBOURNE OIL COMPANY | 4,406.25 | 0.001524840 | 6.72 |
| COMPANY SUPERVISION | MEWBOURNE OIL COMPANY | 1,175.00 | 0.001524840 | 1.79 |

05-01-2020

209

MEWBOURNE OIL COMPANY

Page 60

TOM M RAGSDALE
400 N SAM HOUSTON PARKWAY EAST
SUITE 601
HOUSTON, TX 77060

INVOICE NO.: 202004-17708

INVOICE DATE: 4-30-2020

OWNER: 035904-1

BILLING FOR: April 2020

| REFERENCE/DESCRIPTION OF CHARGES | | GROSS CHARGES | WORKING INTEREST | NET CHARGE |
|----------------------------------|-----------------------------|---------------|------------------|------------|
| COMPANY SUPERVISION | MEWBOURNE OIL COMPANY | 1,762.50 | 0.001524840 | 2.69 |
| COMPANY SUPERVISION | MEWBOURNE OIL COMPANY | 625.00 | 0.001524840 | 0.95 |
| CONTRACT SUPERVISION | SDS PETROLEUM CONSULTAN | 3,178.75 | 0.001524840 | 4.85 |
| CONTRACT SUPERVISION | SDS PETROLEUM CONSULTAN | 6,357.50 | 0.001524840 | 9.69 |
| FUEL | ATLAS OIL COMPANY | 147,636.52 | 0.001524840 | 225.12 |
| HORIZONTAL DRILLOUT SERVICES | GUNS UP SERVICES | 772.64 | 0.001524840 | 1.18 |
| HORIZONTAL DRILLOUT SERVICES | GUNS UP SERVICES | 193.16 | 0.001524840 | 0.29 |
| HORIZONTAL DRILLOUT SERVICES | LESLIE CRAIG | 819.97 | 0.001524840 | 1.25 |
| HORIZONTAL DRILLOUT SERVICES | TRINITY OILFIELD SERVICES & | 1,922.73 | 0.001524840 | 2.93 |
| HORIZONTAL DRILLOUT SERVICES | TRINITY OILFIELD SERVICES & | 274.30 | 0.001524840 | 0.42 |
| HORIZONTAL DRILLOUT SERVICES | KLX ENERGY SERVICES LLC | 54,714.41 | 0.001524840 | 83.43 |
| LOCATION RESTORATION | SUNDANCE SERVICES INC | 735.09 | 0.001524840 | 1.12 |
| LOCATION RESTORATION | SUNDANCE SERVICES INC | 241.45 | 0.001524840 | 0.37 |
| LOCATION RESTORATION | SUNDANCE SERVICES INC | 300.47 | 0.001524840 | 0.46 |
| LOCATION RESTORATION | SUNDANCE SERVICES INC | 367.54 | 0.001524840 | 0.56 |
| LOCATION RESTORATION | DUKE OILFIELD SERVICES LLC | 2,305.17 | 0.001524840 | 3.52 |
| LOCATION RESTORATION | GUNS UP SERVICES | 627.77 | 0.001524840 | 0.96 |
| LOCATION RESTORATION | GUNS UP SERVICES | 1,727.72 | 0.001524840 | 2.63 |
| LOCATION, ROADS, PITS | A-1 SIGN ENGRAVERS INC | 310.80 | 0.001524840 | 0.47 |
| LOCATION, ROADS, PITS | GARNER PUMP & SUPPLY INC | 573.79 | 0.001524840 | 0.88 |
| LOGGING, WIRELINE & CORING | RWLS LLC DBA RENEGADE SE | 123,902.50 | 0.001524840 | 188.93 |
| OVERHEAD FIXED RATE | MEWBOURNE OIL COMPANY | 4,052.90 | 0.001524840 | 6.18 |
| STIMULATION RENTALS & OTHER | GUNS UP SERVICES | 7,507.58 | 0.001524840 | 11.45 |
| STIMULATION RENTALS & OTHER | WHITE TRASH TRAILERS LLC | 2,602.97 | 0.001524840 | 3.97 |
| STIMULATION RENTALS & OTHER | LESLIE CRAIG | 625.49 | 0.001524840 | 0.95 |
| STIMULATION RENTALS & OTHER | LESLIE CRAIG | 4,352.16 | 0.001524840 | 6.64 |
| STIMULATION RENTALS & OTHER | TRINITY OILFIELD SERVICES & | 3,376.00 | 0.001524840 | 5.15 |
| STIMULATION RENTALS & OTHER | PETROSTAR SERVICES LLC | 5,217.38 | 0.001524840 | 7.96 |
| WELDING & CONSTRUCTION | MEWBOURNE OIL COMPANY | 387.50 | 0.001524840 | 0.59 |
| Total Intangible Well Cost Cost | | 390,803.01 | | 595.92 |
| <u>Tangible Well Cost</u> | | | | |
| CASING (4.1" - 6.0") | SOONER PIPE LLC | -5,107.72 | 0.001524840 | -7.79 |
| Total Tangible Well Cost Cost | | -5,107.72 | | -7.79 |
| <u>Equipment Beyond Wellhead</u> | | | | |
| LINE PIPE-GAS GATHERING | GREEN'S PIPE SERVICE INC | 2,830.80 | 0.001524840 | 4.32 |
| PIPE LINE CONSTRUCTION | TURNCO ENTERPRISES LLC | 552.50 | 0.001524840 | 0.84 |
| PRODUCTION EQUIP INSTALLATION | TURNCO ENTERPRISES LLC | 760.00 | 0.001524840 | 1.16 |
| PRODUCTION EQUIP INSTALLATION | TURNCO ENTERPRISES LLC | 595.00 | 0.001524840 | 0.91 |
| PRODUCTION EQUIP INSTALLATION | TRINITY OILFIELD SERVICES & | 960.05 | 0.001524840 | 1.46 |
| PRODUCTION EQUIP INSTALLATION | TRINITY OILFIELD SERVICES & | 501.12 | 0.001524840 | 0.76 |
| PRODUCTION EQUIP INSTALLATION | TRINITY OILFIELD SERVICES & | 2,057.25 | 0.001524840 | 3.14 |
| SURFACE PUMPS & PRIME MOVERS | G&A FABRICATION LLC | 21,275.27 | 0.001524840 | 32.44 |

05-01-2020

210

MEWBOURNE OIL COMPANY

Page 61

TOM M RAGSDALE
400 N SAM HOUSTON PARKWAY EAST
SUITE 601
HOUSTON, TX 77060

INVOICE NO.: 202004-17708

INVOICE DATE: 4-30-2020

OWNER: 035904-1

BILLING FOR: April 2020

| REFERENCE/DESCRIPTION OF CHARGES | | GROSS CHARGES | WORKING INTEREST | NET CHARGE |
|--------------------------------------|-----------------------------|---------------|------------------|------------|
| Total Equipment Beyond Wellhead Cost | | 29,531.99 | | 45.03 |
| <u>Intangible Well Cost</u> | | | | |
| COMPANY SUPERVISION | MEWBOURNE OIL COMPANY | 587.50 | 0.001524840 | 0.90 |
| HORIZONTAL DRILLOUT SERVICES | THRU TUBING SOLUTIONS INC | 18,154.90 | 0.001524840 | 27.68 |
| HORIZONTAL DRILLOUT SERVICES | GUNS UP SERVICES | 1,209.67 | 0.001524840 | 1.84 |
| HORIZONTAL DRILLOUT SERVICES | GUNS UP SERVICES | 1,935.37 | 0.001524840 | 2.95 |
| HORIZONTAL DRILLOUT SERVICES | GUNS UP SERVICES | 3,258.31 | 0.001524840 | 4.97 |
| HORIZONTAL DRILLOUT SERVICES | WHITE TRASH TRAILERS LLC | 280.52 | 0.001524840 | 0.43 |
| HORIZONTAL DRILLOUT SERVICES | LESLIE CRAIG | 1,708.28 | 0.001524840 | 2.60 |
| HORIZONTAL DRILLOUT SERVICES | DIVINE WIRELINE SOLUTIONS | 4,071.16 | 0.001524840 | 6.21 |
| LOCATION RESTORATION | SUNDANCE SERVICES INC | 622.41 | 0.001524840 | 0.95 |
| LOCATION RESTORATION | SUNDANCE SERVICES INC | 555.34 | 0.001524840 | 0.85 |
| MISC. AIR & PUMPING SERVICES | GUNS UP SERVICES | 1,502.37 | 0.001524840 | 2.29 |
| STIMULATION RENTALS & OTHER | TANMAR RENTALS LLC | 5,527.56 | 0.001524840 | 8.43 |
| WATER AND OTHER | HARMAC ENERGY SERVICES I | 1,461.29 | 0.001524840 | 2.23 |
| Total Intangible Well Cost Cost | | 40,874.68 | | 62.33 |
| <u>Tangible Well Cost</u> | | | | |
| TUBING HEAD & UPPER SECTION | K&S OILFIELD SUPPLIES LLC | 3,408.25 | 0.001524840 | 5.20 |
| Total Tangible Well Cost Cost | | 3,408.25 | | 5.20 |
| <u>Equipment Beyond Wellhead</u> | | | | |
| ELECTRICAL INSTALLATIONS | INGRAM PROFESSIONAL SERV | 19,731.49 | 0.001524840 | 30.09 |
| PIPE LINE CONSTRUCTION | RRC SURVEYING LLC | 1,035.22 | 0.001524840 | 1.58 |
| PIPE LINE CONSTRUCTION | TRINITY OILFIELD SERVICES I | 28,810.07 | 0.001524840 | 43.93 |
| Total Equipment Beyond Wellhead Cost | | 49,576.78 | | 75.60 |
| <u>Intangible Well Cost</u> | | | | |
| HORIZONTAL DRILLOUT SERVICES | GARNER PUMP & SUPPLY INC | 751.59 | 0.001524840 | 1.14 |
| HORIZONTAL DRILLOUT SERVICES | PRESTIGE EQUIPMENT RENTA | 3,573.88 | 0.001524840 | 5.45 |
| HORIZONTAL DRILLOUT SERVICES | MORAN EQUIPMENT LLC | 15,172.47 | 0.001524840 | 23.14 |
| HORIZONTAL DRILLOUT SERVICES | MORAN EQUIPMENT LLC | 973.20 | 0.001524840 | 1.48 |
| HORIZONTAL DRILLOUT SERVICES | DELAWARE ENERGY LLC | 5,072.91 | 0.001524840 | 7.74 |
| MISC. AIR & PUMPING SERVICES | L & E SERVICES LLC | 1,720.76 | 0.001524840 | 2.62 |
| MISC. AIR & PUMPING SERVICES | QATAR LLC | 141.28 | 0.001524840 | 0.22 |
| OVERHEAD FIXED RATE | MEWBOURNE OIL COMPANY | 4,788.53 | 0.001524840 | 7.30 |
| STIMULATION RENTALS & OTHER | PRESTIGE EQUIPMENT RENTA | 5,360.86 | 0.001524840 | 8.17 |
| STIMULATION RENTALS & OTHER | MORAN EQUIPMENT LLC | 3,034.52 | 0.001524840 | 4.63 |
| TESTING | MORAN EQUIPMENT LLC | 12,137.99 | 0.001524840 | 18.51 |
| TESTING | MORAN EQUIPMENT LLC | 973.26 | 0.001524840 | 1.48 |
| TRANSPORTATION | L & R WELL SERVICE INC | 858.26 | 0.001524840 | 1.31 |
| WATER AND OTHER | ACCELERATED WATER RESOL | 222,215.92 | 0.001524840 | 338.84 |
| Total Intangible Well Cost Cost | | 276,775.43 | | 422.03 |

05-01-2020

211

MEWBOURNE OIL COMPANY

Page 62

TOM M RAGSDALE
400 N SAM HOUSTON PARKWAY EAST
SUITE 601
HOUSTON, TX 77060

INVOICE NO.: 202004-17708

INVOICE DATE: 4-30-2020

OWNER: 035904-1

BILLING FOR: April 2020

| REFERENCE/DESCRIPTION OF CHARGES | | GROSS CHARGES | WORKING INTEREST | NET CHARGE |
|--|-----------------------------|---------------------|---------------------|---------------|
| <u>Tangible Well Cost</u> | | | | |
| ARTIFICIAL LIFT SYSTEMS | FLOWCO PRODUCTION SOLUT | 10,871.78 | 0.001524840 | 16.58 |
| PACKER, PUMP, SUBSURFACE EQUIP | HUDSON PACKER COMPANY I | 6,779.18 | 0.001524840 | 10.34 |
| TUBING (2" - 4") | PREMIER PIPE LLC | 53,109.81 | 0.001524840 | 80.98 |
| Total Tangible Well Cost Cost | | 70,760.77 | | 107.90 |
| <u>Intangible Well Cost</u> | | | | |
| COMPANY SUPERVISION | MEWBOURNE OIL COMPANY | 1,250.00 | 0.001524840 | 1.91 |
| COMPLETION / WORKOVER RIG | L & R WELL SERVICE INC | 12,322.95 | 0.001524840 | 18.79 |
| CONTRACT SUPERVISION | ERVIN WELL SITE CONSULTA | 3,363.50 | 0.001524840 | 5.13 |
| EQUIPMENT RENTAL | L & R WELL SERVICE INC | 1,493.38 | 0.001524840 | 2.28 |
| EQUIPMENT RENTAL | L & R WELL SERVICE INC | 654.08 | 0.001524840 | 1.00 |
| EQUIPMENT RENTAL | R & H RENTALS LLC | 2,688.33 | 0.001524840 | 4.10 |
| EQUIPMENT RENTAL | KLX ENERGY SERVICES LLC | 1,055.00 | 0.001524840 | 1.61 |
| MISC. AIR & PUMPING SERVICES | L & E SERVICES LLC | 3,937.68 | 0.001524840 | 6.00 |
| MISC. AIR & PUMPING SERVICES | L & E SERVICES LLC | 1,492.95 | 0.001524840 | 2.28 |
| MISC. AIR & PUMPING SERVICES | EXCALIBUR OILFIELD SERVIC | 3,462.19 | 0.001524840 | 5.29 |
| TRANSPORTATION | L & R WELL SERVICE INC | 529.79 | 0.001524840 | 0.81 |
| WATER AND OTHER | ACCELERATED WATER RESOL | -111,107.96 | 0.001524840 | -169.42 |
| Total Intangible Well Cost Cost | | -78,858.11 | | -120.22 |
| <u>Tangible Well Cost</u> | | | | |
| TUBING HEAD & UPPER SECTION | DIVINE WIRELINE SOLUTIONS | 1,905.00 | 0.001524840 | 2.90 |
| Total Tangible Well Cost Cost | | 1,905.00 | | 2.90 |
| 62959000-20 SUBTOTAL | | 2,410,254.61 | 3,675.28 | |
| PROPERTY: 62959000 62959000-30 GAZELLE 22 B3NC FED COM 1H | | | | |
| <u>Lease Operating Expense</u> | | | | |
| OVERHEAD-FIXED RATE | MEWBOURNE OIL COMPANY | 837.60 | 0.001500000 | 1.28 |
| COMPRESSOR RENTAL/SERVICES | TFH LTD CO | 41.21 | 0.001524840 | 0.06 |
| COMPRESSOR RENTAL/SERVICES | TFH LTD CO | 214.41 | 0.001524840 | 0.33 |
| COMPRESSOR RENTAL/SERVICES | GRAVITY OILFIELD SERVICES | 252.23 | 0.001524840 | 0.38 |
| COMPRESSOR RENTAL/SERVICES | GRAVITY OILFIELD SERVICES | 259.63 | 0.001524840 | 0.40 |
| LEASE MAINTENANCE | INGRAM PROFESSIONAL SERV | 78.72 | 0.001524840 | 0.12 |
| LEASE MAINTENANCE | TRINITY OILFIELD SERVICES & | 369.25 | 0.001524840 | 0.56 |
| LEASE MAINTENANCE | NOVA TRUCKING LLC | 103.15 | 0.001524840 | 0.16 |
| LEASE MAINTENANCE | IMPERATIVE ACID SERVICES I | 772.23 | 0.001524840 | 1.18 |
| LEASE MAINTENANCE | LEGACY SAFETY AND CONSU | 49.24 | 0.001524840 | 0.07 |
| LEASE MAINTENANCE | LEGACY SAFETY AND CONSU | 56.33 | 0.001524840 | 0.09 |
| PRIME MOVER MAINTENANCE | HR COMPRESSION & SERVICE | 620.42 | 0.001524840 | 0.95 |
| PUMPING | MEWBOURNE OIL COMPANY | 825.00 | 0.001524840 | 1.26 |
| PUMPING | MEWBOURNE OIL COMPANY | 618.75 | 0.001524840 | 0.94 |
| SALT WATER DISPOSAL | GUNS UP SERVICES | 858.50 | 0.001524840 | 1.31 |

05-01-2020

212

MEWBOURNE OIL COMPANY

Page 63

TOM M RAGSDALE
400 N SAM HOUSTON PARKWAY EAST
SUITE 601
HOUSTON, TX 77060

INVOICE NO.: 202004-17708

INVOICE DATE: 4-30-2020

OWNER: 035904-1

BILLING FOR: April 2020

| REFERENCE/DESCRIPTION OF CHARGES | | GROSS CHARGES | WORKING INTEREST | NET CHARGE |
|------------------------------------|---------------------------|------------------|---------------------|---------------|
| SALT WATER DISPOSAL | OWL SWD OPERATING LLC | 3,302.74 | 0.001524840 | 5.04 |
| SALT WATER DISPOSAL | AY TRUCKING INC | 236.52 | 0.001524840 | 0.36 |
| SALT WATER DISPOSAL | AY TRUCKING INC | 844.29 | 0.001524840 | 1.29 |
| Total Lease Operating Expense Cost | | 10,340.22 | | 15.78 |
| <u>Lease Operating Expense</u> | | | | |
| OVERHEAD-FIXED RATE | MEWBOURNE OIL COMPANY | 837.60 | 0.001500000 | 1.28 |
| CHEMICALS-WATER TREATING | IMPERATIVE CHEMICAL PART | 178.57 | 0.001524840 | 0.27 |
| CHEMICALS-WATER TREATING | IMPERATIVE CHEMICAL PART | 189.44 | 0.001524840 | 0.29 |
| COMPANY SUPERVISION | MEWBOURNE OIL COMPANY | 1,175.00 | 0.001524840 | 1.79 |
| COMPANY SUPERVISION | MEWBOURNE OIL COMPANY | 4,112.50 | 0.001524840 | 6.27 |
| COMPANY SUPERVISION | MEWBOURNE OIL COMPANY | 1,175.00 | 0.001524840 | 1.79 |
| COMPRESSOR MAINTENANCE | G&A FABRICATION LLC | 2,700.83 | 0.001524840 | 4.12 |
| COMPRESSOR MAINTENANCE | G&A FABRICATION LLC | 584.76 | 0.001524840 | 0.89 |
| COMPRESSOR MAINTENANCE | G&A FABRICATION LLC | 109.95 | 0.001524840 | 0.17 |
| COMPRESSOR MAINTENANCE | G&A FABRICATION LLC | 108.54 | 0.001524840 | 0.17 |
| COMPRESSOR MAINTENANCE | G&A FABRICATION LLC | 107.75 | 0.001524840 | 0.16 |
| COMPRESSOR RENTAL/SERVICES | GRAVITY OILFIELD SERVICES | 23.47 | 0.001524840 | 0.04 |
| COMPRESSOR RENTAL/SERVICES | GRAVITY OILFIELD SERVICES | 22.71 | 0.001524840 | 0.03 |
| COMPRESSOR RENTAL/SERVICES | GRAVITY OILFIELD SERVICES | 101.83 | 0.001524840 | 0.16 |
| COMPRESSOR RENTAL/SERVICES | GRAVITY OILFIELD SERVICES | 1,094.62 | 0.001524840 | 1.67 |
| FUEL, POWER & ELECTRICAL | PILOT THOMAS LOGISTICS LL | 343.58 | 0.001524840 | 0.52 |
| FUEL, POWER & ELECTRICAL | PILOT THOMAS LOGISTICS LL | 175.12 | 0.001524840 | 0.27 |
| FUEL, POWER & ELECTRICAL | PILOT THOMAS LOGISTICS LL | 75.83 | 0.001524840 | 0.12 |
| FUEL, POWER & ELECTRICAL | PILOT THOMAS LOGISTICS LL | 152.97 | 0.001524840 | 0.23 |
| LEASE MAINTENANCE | SUNDANCE SERVICES INC | 146.20 | 0.001524840 | 0.22 |
| LEASE MAINTENANCE | AMERICAN MILLENNIUM COR | 14.43 | 0.001524840 | 0.02 |
| LEASE MAINTENANCE | TURNCO ENTERPRISES LLC | 280.19 | 0.001524840 | 0.43 |
| LEASE MAINTENANCE | TURNCO ENTERPRISES LLC | 331.13 | 0.001524840 | 0.50 |
| LEASE MAINTENANCE | TURNCO ENTERPRISES LLC | 101.88 | 0.001524840 | 0.16 |
| LEASE MAINTENANCE | TURNCO ENTERPRISES LLC | 71.25 | 0.001524840 | 0.11 |
| LEASE MAINTENANCE | TURNCO ENTERPRISES LLC | 71.25 | 0.001524840 | 0.11 |
| LEASE MAINTENANCE | TURNCO ENTERPRISES LLC | 142.50 | 0.001524840 | 0.22 |
| LEASE MAINTENANCE | TURNCO ENTERPRISES LLC | 142.50 | 0.001524840 | 0.22 |
| LEASE MAINTENANCE | TURNCO ENTERPRISES LLC | 213.75 | 0.001524840 | 0.33 |
| LEASE MAINTENANCE | TURNCO ENTERPRISES LLC | 1,140.00 | 0.001524840 | 1.74 |
| LEASE MAINTENANCE | TURNCO ENTERPRISES LLC | 285.00 | 0.001524840 | 0.43 |
| LEASE MAINTENANCE | TURNCO ENTERPRISES LLC | 213.75 | 0.001524840 | 0.33 |
| LEASE MAINTENANCE | TURNCO ENTERPRISES LLC | 95.00 | 0.001524840 | 0.14 |
| LEASE MAINTENANCE | TURNCO ENTERPRISES LLC | 190.00 | 0.001524840 | 0.29 |
| LEASE MAINTENANCE | INGRAM PROFESSIONAL SERV | 17.21 | 0.001524840 | 0.03 |
| LEASE MAINTENANCE | INGRAM PROFESSIONAL SERV | 18.55 | 0.001524840 | 0.03 |

05-01-2020

213

MEWBOURNE OIL COMPANY

Page 64

TOM M RAGSDALE
400 N SAM HOUSTON PARKWAY EAST
SUITE 601
HOUSTON, TX 77060

INVOICE NO.: 202004-17708

INVOICE DATE: 4-30-2020

OWNER: 035904-1

BILLING FOR: April 2020

| REFERENCE/DESCRIPTION OF CHARGES | | GROSS CHARGES | WORKING INTEREST | NET CHARGE |
|------------------------------------|-----------------------------|------------------|---------------------|---------------|
| LEASE MAINTENANCE | B & B WELDING INC | 186.76 | 0.001524840 | 0.28 |
| LEASE MAINTENANCE | TRINITY OILFIELD SERVICES & | 754.32 | 0.001524840 | 1.15 |
| LEASE MAINTENANCE | EP&S LLC | 213.19 | 0.001524840 | 0.33 |
| LEASE MAINTENANCE | EP&S LLC | 124.81 | 0.001524840 | 0.19 |
| LEASE MAINTENANCE | TANKLOGIX LLC | 151.23 | 0.001524840 | 0.23 |
| LEASE MAINTENANCE | TANKLOGIX LLC | 157.05 | 0.001524840 | 0.24 |
| LEASE MAINTENANCE | TANKLOGIX LLC | 443.96 | 0.001524840 | 0.68 |
| LEASE MAINTENANCE | AY TRUCKING INC | 78.84 | 0.001524840 | 0.12 |
| LEASE MAINTENANCE | AY TRUCKING INC | 16.91 | 0.001524840 | 0.03 |
| LEASE MAINTENANCE | AY TRUCKING INC | 221.16 | 0.001524840 | 0.34 |
| LEASE MAINTENANCE | AY TRUCKING INC | 341.79 | 0.001524840 | 0.52 |
| LEASE MAINTENANCE | LEGACY SAFETY AND CONSUM | 26.42 | 0.001524840 | 0.04 |
| LEASE MAINTENANCE | MEWBOURNE OIL COMPANY | 1,681.75 | 0.001524840 | 2.56 |
| LEASE MAINTENANCE | MEWBOURNE OIL COMPANY | 1,162.50 | 0.001524840 | 1.77 |
| PRIME MOVER MAINTENANCE | HR COMPRESSION & SERVICE | 177.23 | 0.001524840 | 0.27 |
| PRIME MOVER MAINTENANCE | HR COMPRESSION & SERVICE | 157.26 | 0.001524840 | 0.24 |
| PUMPING | MEWBOURNE OIL COMPANY | 825.00 | 0.001524840 | 1.26 |
| PUMPING | MEWBOURNE OIL COMPANY | 618.75 | 0.001524840 | 0.94 |
| SALT WATER DISPOSAL | GUNS UP SERVICES | 579.49 | 0.001524840 | 0.88 |
| SALT WATER DISPOSAL | GUNS UP SERVICES | 686.80 | 0.001524840 | 1.05 |
| SALT WATER DISPOSAL | SARGE TRUCKING SERVICES I | 5,705.21 | 0.001524840 | 8.70 |
| SALT WATER DISPOSAL | OWL SWD OPERATING LLC | 174.38 | 0.001524840 | 0.27 |
| SALT WATER DISPOSAL | OWL SWD OPERATING LLC | 939.92 | 0.001524840 | 1.43 |
| SALT WATER DISPOSAL | OWL SWD OPERATING LLC | 33.57 | 0.001524840 | 0.05 |
| SALT WATER DISPOSAL | OWL SWD OPERATING LLC | 330.01 | 0.001524840 | 0.50 |
| SALT WATER DISPOSAL | OWL SWD OPERATING LLC | 15,716.88 | 0.001524840 | 23.97 |
| SALT WATER DISPOSAL | NGL WATER SOLUTIONS PERM | 197.81 | 0.001524840 | 0.30 |
| SALT WATER DISPOSAL | NGL WATER SOLUTIONS PERM | 334.96 | 0.001524840 | 0.51 |
| SALT WATER DISPOSAL | NGL WATER SOLUTIONS PERM | 453.65 | 0.001524840 | 0.69 |
| SALT WATER DISPOSAL | NGL WATER SOLUTIONS PERM | 693.66 | 0.001524840 | 1.06 |
| SALT WATER DISPOSAL | NGL WATER SOLUTIONS PERM | 14,784.07 | 0.001524840 | 22.54 |
| SALT WATER DISPOSAL | NOVA TRUCKING LLC | 5,949.53 | 0.001524840 | 9.07 |
| SALT WATER DISPOSAL | NOVA TRUCKING LLC | 7,178.60 | 0.001524840 | 10.95 |
| SALT WATER DISPOSAL | AY TRUCKING INC | 3,269.66 | 0.001524840 | 4.99 |
| SALT WATER DISPOSAL | AY TRUCKING INC | 2,668.15 | 0.001524840 | 4.07 |
| SALT WATER DISPOSAL | AY TRUCKING INC | 261.37 | 0.001524840 | 0.40 |
| SALT WATER DISPOSAL | DELAWARE ENERGY LLC | 58.29 | 0.001524840 | 0.09 |
| SALT WATER DISPOSAL | DELAWARE ENERGY LLC | 174.86 | 0.001524840 | 0.27 |
| SALT WATER DISPOSAL | LIMESTONE BASIN PROPERTIE | 1,034.55 | 0.001524840 | 1.58 |
| TREATING,DEHYDRATION,METERING | PRO-KEM INC | 221.20 | 0.001524840 | 0.34 |
| Total Lease Operating Expense Cost | | 85,530.21 | | 130.45 |

05-01-2020

214

MEWBOURNE OIL COMPANY

Page 65

TOM M RAGSDALE
400 N SAM HOUSTON PARKWAY EAST
SUITE 601
HOUSTON, TX 77060

INVOICE NO.: 202004-17708

INVOICE DATE: 4-30-2020

OWNER: 035904-1

BILLING FOR: April 2020

| REFERENCE/DESCRIPTION OF CHARGES | | GROSS CHARGES | WORKING INTEREST | NET CHARGE |
|------------------------------------|---------------------------|------------------|---------------------|---------------|
| <u>Lease Operating Expense</u> | | | | |
| OVERHEAD-FIXED RATE | MEWBOURNE OIL COMPANY | 837.60 | 0.001500000 | 1.28 |
| CHEMICALS-OIL TREATING | T&J VALVE | 133.35 | 0.001524840 | 0.20 |
| COMPANY SUPERVISION | MEWBOURNE OIL COMPANY | 2,937.50 | 0.001524840 | 4.48 |
| COMPANY SUPERVISION | MEWBOURNE OIL COMPANY | 399.50 | 0.001524840 | 0.61 |
| COMPANY SUPERVISION | MEWBOURNE OIL COMPANY | 587.50 | 0.001524840 | 0.90 |
| COMPRESSOR MAINTENANCE | G&A FABRICATION LLC | 134.29 | 0.001524840 | 0.20 |
| COMPRESSOR MAINTENANCE | G&A FABRICATION LLC | 65.81 | 0.001524840 | 0.10 |
| COMPRESSOR MAINTENANCE | G&A FABRICATION LLC | 65.81 | 0.001524840 | 0.10 |
| COMPRESSOR RENTAL/SERVICES | BASELINE ENERGY SERVICES | 46.19 | 0.001524840 | 0.07 |
| FUEL, POWER & ELECTRICAL | PILOT THOMAS LOGISTICS LL | 170.32 | 0.001524840 | 0.26 |
| FUEL, POWER & ELECTRICAL | PILOT THOMAS LOGISTICS LL | 80.71 | 0.001524840 | 0.12 |
| LEASE MAINTENANCE | SUNDANCE SERVICES INC | 7.49 | 0.001524840 | 0.01 |
| LEASE MAINTENANCE | AMERICAN MILLENNIUM COR | 17.47 | 0.001524840 | 0.03 |
| LEASE MAINTENANCE | THE GASCO MANUFACTURING | 182.81 | 0.001524840 | 0.28 |
| LEASE MAINTENANCE | K&S OILFIELD SUPPLIES LLC | 433.82 | 0.001524840 | 0.66 |
| LEASE MAINTENANCE | K&S OILFIELD SUPPLIES LLC | 482.49 | 0.001524840 | 0.74 |
| LEASE MAINTENANCE | G&A FABRICATION LLC | 2,244.95 | 0.001524840 | 3.42 |
| LEASE MAINTENANCE | TURNCO ENTERPRISES LLC | 63.75 | 0.001524840 | 0.10 |
| LEASE MAINTENANCE | TURNCO ENTERPRISES LLC | 261.25 | 0.001524840 | 0.40 |
| LEASE MAINTENANCE | INGRAM PROFESSIONAL SERV | 1,315.12 | 0.001524840 | 2.01 |
| LEASE MAINTENANCE | INGRAM PROFESSIONAL SERV | 648.40 | 0.001524840 | 0.99 |
| LEASE MAINTENANCE | IMPERATIVE CHEMICAL PART | 209.97 | 0.001524840 | 0.32 |
| LEASE MAINTENANCE | EP&S LLC | 135.54 | 0.001524840 | 0.21 |
| LEASE MAINTENANCE | TANKLOGIX LLC | 5,384.32 | 0.001524840 | 8.21 |
| LEASE MAINTENANCE | TANKLOGIX LLC | 697.10 | 0.001524840 | 1.07 |
| LEASE MAINTENANCE | MEWBOURNE OIL COMPANY | 495.00 | 0.001524840 | 0.75 |
| PROFESSIONAL SERVICES | PRICE ENERGY CONSULTING I | 125.00 | 0.001524840 | 0.19 |
| PUMPING | MEWBOURNE OIL COMPANY | 800.00 | 0.001524840 | 1.22 |
| PUMPING | MEWBOURNE OIL COMPANY | 600.00 | 0.001524840 | 0.91 |
| SALT WATER DISPOSAL | NGL WATER SOLUTIONS PERM | 108.79 | 0.001524840 | 0.17 |
| SALT WATER DISPOSAL | NGL WATER SOLUTIONS PERM | 72.53 | 0.001524840 | 0.11 |
| SALT WATER DISPOSAL | NOVA TRUCKING LLC | 1,750.63 | 0.001524840 | 2.67 |
| SALT WATER DISPOSAL | LIMESTONE BASIN PROPERTIE | 1,355.69 | 0.001524840 | 2.07 |
| SALT WATER DISPOSAL | RAZ OIL AND GAS | 312.01 | 0.001524840 | 0.48 |
| SALT WATER DISPOSAL | RAZ OIL AND GAS | 44.57 | 0.001524840 | 0.07 |
| SALT WATER DISPOSAL | RAZ OIL AND GAS | 222.87 | 0.001524840 | 0.34 |
| Total Lease Operating Expense Cost | | 23,430.15 | | 35.75 |

Lease Operating Expense

| | | | | |
|------------------------|-----------------------|--------|-------------|------|
| OVERHEAD-FIXED RATE | MEWBOURNE OIL COMPANY | 837.60 | 0.001500000 | 1.28 |
| CHEMICALS-OIL TREATING | EP&S LLC | 44.50 | 0.001524840 | 0.07 |

05-01-2020

215

MEWBOURNE OIL COMPANY

Page 66

TOM M RAGSDALE
400 N SAM HOUSTON PARKWAY EAST
SUITE 601
HOUSTON, TX 77060

INVOICE NO.: 202004-17708

INVOICE DATE: 4-30-2020

OWNER: 035904-1

BILLING FOR: April 2020

| REFERENCE/DESCRIPTION OF CHARGES | | GROSS CHARGES | WORKING INTEREST | NET CHARGE |
|----------------------------------|---------------------------|------------------|---------------------|---------------|
| CHEMICALS-WATER TREATING | IMPERATIVE CHEMICAL PART | 213.23 | 0.001524840 | 0.33 |
| CHEMICALS-WATER TREATING | IMPERATIVE CHEMICAL PART | 61.80 | 0.001524840 | 0.09 |
| CHEMICALS-WATER TREATING | IMPERATIVE CHEMICAL PART | 247.27 | 0.001524840 | 0.38 |
| CHEMICALS-WATER TREATING | IMPERATIVE CHEMICAL PART | 200.73 | 0.001524840 | 0.31 |
| CHEMICALS-WATER TREATING | IMPERATIVE CHEMICAL PART | 120.14 | 0.001524840 | 0.18 |
| COMPANY SUPERVISION | MEWBOURNE OIL COMPANY | 300.00 | 0.001524840 | 0.46 |
| COMPRESSOR MAINTENANCE | G&A FABRICATION LLC | 136.72 | 0.001524840 | 0.21 |
| COMPRESSOR MAINTENANCE | G&A FABRICATION LLC | 69.41 | 0.001524840 | 0.11 |
| COMPRESSOR MAINTENANCE | G&A FABRICATION LLC | 75.92 | 0.001524840 | 0.12 |
| COMPRESSOR MAINTENANCE | G&A FABRICATION LLC | 130.50 | 0.001524840 | 0.20 |
| COMPRESSOR MAINTENANCE | G&A FABRICATION LLC | 110.97 | 0.001524840 | 0.17 |
| COMPRESSOR MAINTENANCE | G&A FABRICATION LLC | 81.76 | 0.001524840 | 0.12 |
| COMPRESSOR MAINTENANCE | G&A FABRICATION LLC | 155.21 | 0.001524840 | 0.24 |
| COMPRESSOR MAINTENANCE | G&A FABRICATION LLC | 70.46 | 0.001524840 | 0.11 |
| COMPRESSOR MAINTENANCE | G&A FABRICATION LLC | 76.97 | 0.001524840 | 0.12 |
| COMPRESSOR RENTAL/SERVICES | GUNS UP SERVICES | 120.72 | 0.001524840 | 0.18 |
| COMPRESSOR RENTAL/SERVICES | GUNS UP SERVICES | 150.76 | 0.001524840 | 0.23 |
| COMPRESSOR RENTAL/SERVICES | BASELINE ENERGY SERVICES | 149.85 | 0.001524840 | 0.23 |
| COMPRESSOR RENTAL/SERVICES | GRAVITY OILFIELD SERVICES | 113.16 | 0.001524840 | 0.17 |
| COMPRESSOR RENTAL/SERVICES | GRAVITY OILFIELD SERVICES | 1,216.51 | 0.001524840 | 1.85 |
| COMPRESSOR RENTAL/SERVICES | GRAVITY OILFIELD SERVICES | 1,257.06 | 0.001524840 | 1.92 |
| CONTRACT SUPERVISION | SUNDOWN ENVIRO LLC | 46,885.00 | 0.001524840 | 71.49 |
| FUEL, POWER & ELECTRICAL | PILOT THOMAS LOGISTICS LL | 222.78 | 0.001524840 | 0.34 |
| FUEL, POWER & ELECTRICAL | PILOT THOMAS LOGISTICS LL | 92.22 | 0.001524840 | 0.14 |
| FUEL, POWER & ELECTRICAL | PILOT THOMAS LOGISTICS LL | 216.33 | 0.001524840 | 0.33 |
| FUEL, POWER & ELECTRICAL | PILOT THOMAS LOGISTICS LL | 68.51 | 0.001524840 | 0.10 |
| FUEL, POWER & ELECTRICAL | PILOT THOMAS LOGISTICS LL | 56.94 | 0.001524840 | 0.09 |
| FUEL, POWER & ELECTRICAL | PILOT THOMAS LOGISTICS LL | 75.70 | 0.001524840 | 0.12 |
| FUEL, POWER & ELECTRICAL | PILOT THOMAS LOGISTICS LL | 93.52 | 0.001524840 | 0.14 |
| FUEL, POWER & ELECTRICAL | PILOT THOMAS LOGISTICS LL | 234.50 | 0.001524840 | 0.36 |
| FUEL, POWER & ELECTRICAL | PILOT THOMAS LOGISTICS LL | 175.65 | 0.001524840 | 0.27 |
| FUEL, POWER & ELECTRICAL | PILOT THOMAS LOGISTICS LL | 126.43 | 0.001524840 | 0.19 |
| FUEL, POWER & ELECTRICAL | PILOT THOMAS LOGISTICS LL | 186.95 | 0.001524840 | 0.29 |
| FUEL, POWER & ELECTRICAL | PILOT THOMAS LOGISTICS LL | 148.43 | 0.001524840 | 0.23 |
| LEASE MAINTENANCE | SUNDANCE SERVICES INC | 42.92 | 0.001524840 | 0.07 |
| LEASE MAINTENANCE | AMERICAN MILLENNIUM COR | 18.32 | 0.001524840 | 0.03 |
| LEASE MAINTENANCE | K&S OILFIELD SUPPLIES LLC | 378.74 | 0.001524840 | 0.58 |
| LEASE MAINTENANCE | K&S OILFIELD SUPPLIES LLC | 39.89 | 0.001524840 | 0.06 |
| LEASE MAINTENANCE | K&S OILFIELD SUPPLIES LLC | 322.56 | 0.001524840 | 0.49 |
| LEASE MAINTENANCE | K&S OILFIELD SUPPLIES LLC | 491.23 | 0.001524840 | 0.75 |
| LEASE MAINTENANCE | TURNCO ENTERPRISES LLC | 356.25 | 0.001524840 | 0.54 |
| LEASE MAINTENANCE | TURNCO ENTERPRISES LLC | 190.00 | 0.001524840 | 0.29 |

05-01-2020

216

MEWBOURNE OIL COMPANY

Page 67

TOM M RAGSDALE
400 N SAM HOUSTON PARKWAY EAST
SUITE 601
HOUSTON, TX 77060

INVOICE NO.: 202004-17708

INVOICE DATE: 4-30-2020

OWNER: 035904-1

BILLING FOR: April 2020

| REFERENCE/DESCRIPTION OF CHARGES | | GROSS CHARGES | WORKING INTEREST | NET CHARGE |
|------------------------------------|-----------------------------|------------------|---------------------|---------------|
| LEASE MAINTENANCE | TURNCO ENTERPRISES LLC | 127.50 | 0.001524840 | 0.19 |
| LEASE MAINTENANCE | TURNCO ENTERPRISES LLC | 95.00 | 0.001524840 | 0.14 |
| LEASE MAINTENANCE | TURNCO ENTERPRISES LLC | 142.50 | 0.001524840 | 0.22 |
| LEASE MAINTENANCE | INGRAM PROFESSIONAL SERV | 224.23 | 0.001524840 | 0.34 |
| LEASE MAINTENANCE | TRINITY OILFIELD SERVICES & | 1,366.74 | 0.001524840 | 2.08 |
| LEASE MAINTENANCE | TRINITY OILFIELD SERVICES & | -1,366.74 | 0.001524840 | -2.08 |
| LEASE MAINTENANCE | TRINITY OILFIELD SERVICES & | 1,366.74 | 0.001524840 | 2.08 |
| LEASE MAINTENANCE | EP&S LLC | 158.86 | 0.001524840 | 0.24 |
| LEASE MAINTENANCE | EP&S LLC | 2,362.46 | 0.001524840 | 3.60 |
| LEASE MAINTENANCE | EP&S LLC | 3,696.01 | 0.001524840 | 5.64 |
| LEASE MAINTENANCE | EP&S LLC | 140.15 | 0.001524840 | 0.21 |
| LEASE MAINTENANCE | EP&S LLC | 265.39 | 0.001524840 | 0.40 |
| LEASE MAINTENANCE | AY TRUCKING INC | 147.82 | 0.001524840 | 0.23 |
| LEASE MAINTENANCE | AY TRUCKING INC | 118.26 | 0.001524840 | 0.18 |
| MISCELLANEOUS EQUIPMENT RENTAL | MEWBOURNE OIL COMPANY | 260.40 | 0.001524840 | 0.40 |
| PRIME MOVER MAINTENANCE | HR COMPRESSION & SERVICE | 324.78 | 0.001524840 | 0.50 |
| PUMPING | MEWBOURNE OIL COMPANY | 850.00 | 0.001524840 | 1.30 |
| PUMPING | MEWBOURNE OIL COMPANY | 637.50 | 0.001524840 | 0.97 |
| SALT WATER DISPOSAL | OWL SWD OPERATING LLC | 20,595.79 | 0.001524840 | 31.41 |
| SALT WATER DISPOSAL | OWL SWD OPERATING LLC | 12,211.33 | 0.001524840 | 18.62 |
| SALT WATER DISPOSAL | NGL WATER SOLUTIONS PERM | 13,951.64 | 0.001524840 | 21.27 |
| SALT WATER DISPOSAL | NGL WATER SOLUTIONS PERM | 13,797.34 | 0.001524840 | 21.04 |
| SALT WATER DISPOSAL | QATAR LLC | 403.67 | 0.001524840 | 0.62 |
| SALT WATER DISPOSAL | QATAR LLC | 3,148.64 | 0.001524840 | 4.80 |
| SALT WATER DISPOSAL | QATAR LLC | 605.51 | 0.001524840 | 0.92 |
| SALT WATER DISPOSAL | AY TRUCKING INC | 1,042.17 | 0.001524840 | 1.59 |
| SALT WATER DISPOSAL | DELAWARE ENERGY LLC | 56.04 | 0.001524840 | 0.09 |
| SALT WATER DISPOSAL | LIMESTONE BASIN PROPERTIE | 803.78 | 0.001524840 | 1.23 |
| TREATING,DEHYDRATION,METERING | JET LABORATORIES INC | 39.52 | 0.001524840 | 0.06 |
| Total Lease Operating Expense Cost | | 133,937.15 | | 204.27 |
| <u>Lease Operating Expense</u> | | | | |
| OVERHEAD-FIXED RATE | MEWBOURNE OIL COMPANY | 837.60 | 0.001500000 | 1.28 |
| CHEMICALS-WATER TREATING | IMPERATIVE CHEMICAL PART | 89.21 | 0.001524840 | 0.14 |
| CHEMICALS-WATER TREATING | IMPERATIVE CHEMICAL PART | 202.36 | 0.001524840 | 0.31 |
| COMPANY SUPERVISION | MEWBOURNE OIL COMPANY | 1,250.00 | 0.001524840 | 1.91 |
| COMPANY SUPERVISION | MEWBOURNE OIL COMPANY | 1,250.00 | 0.001524840 | 1.91 |
| COMPANY SUPERVISION | MEWBOURNE OIL COMPANY | 312.50 | 0.001524840 | 0.48 |
| COMPANY SUPERVISION | MEWBOURNE OIL COMPANY | 1,050.00 | 0.001524840 | 1.60 |
| COMPRESSOR MAINTENANCE | G&A FABRICATION LLC | 201.98 | 0.001524840 | 0.31 |
| COMPRESSOR MAINTENANCE | G&A FABRICATION LLC | 615.40 | 0.001524840 | 0.94 |
| COMPRESSOR MAINTENANCE | G&A FABRICATION LLC | 176.44 | 0.001524840 | 0.27 |

05-01-2020

217

MEWBOURNE OIL COMPANY

Page 68

TOM M RAGSDALE
400 N SAM HOUSTON PARKWAY EAST
SUITE 601
HOUSTON, TX 77060

INVOICE NO.: 202004-17708

INVOICE DATE: 4-30-2020

OWNER: 035904-1

BILLING FOR: April 2020

| REFERENCE/DESCRIPTION OF CHARGES | | GROSS CHARGES | WORKING INTEREST | NET CHARGE |
|----------------------------------|---------------------------|------------------|---------------------|---------------|
| FUEL, POWER & ELECTRICAL | PILOT THOMAS LOGISTICS LL | 110.07 | 0.001524840 | 0.17 |
| FUEL, POWER & ELECTRICAL | PILOT THOMAS LOGISTICS LL | 73.74 | 0.001524840 | 0.11 |
| LEASE MAINTENANCE | SUNDANCE SERVICES INC | 489.61 | 0.001524840 | 0.75 |
| LEASE MAINTENANCE | K&S OILFIELD SUPPLIES LLC | 308.62 | 0.001524840 | 0.47 |
| LEASE MAINTENANCE | MPS ENTERPRISES INC | 26.70 | 0.001524840 | 0.04 |
| LEASE MAINTENANCE | GUNS UP SERVICES | 112.67 | 0.001524840 | 0.17 |
| LEASE MAINTENANCE | TURNCO ENTERPRISES LLC | 190.00 | 0.001524840 | 0.29 |
| LEASE MAINTENANCE | TURNCO ENTERPRISES LLC | 142.50 | 0.001524840 | 0.22 |
| LEASE MAINTENANCE | TURNCO ENTERPRISES LLC | 213.75 | 0.001524840 | 0.33 |
| LEASE MAINTENANCE | TURNCO ENTERPRISES LLC | 213.75 | 0.001524840 | 0.33 |
| LEASE MAINTENANCE | TURNCO ENTERPRISES LLC | 237.50 | 0.001524840 | 0.36 |
| LEASE MAINTENANCE | TURNCO ENTERPRISES LLC | 217.82 | 0.001524840 | 0.33 |
| LEASE MAINTENANCE | TURNCO ENTERPRISES LLC | 380.00 | 0.001524840 | 0.58 |
| LEASE MAINTENANCE | TURNCO ENTERPRISES LLC | 380.00 | 0.001524840 | 0.58 |
| LEASE MAINTENANCE | TURNCO ENTERPRISES LLC | 118.75 | 0.001524840 | 0.18 |
| LEASE MAINTENANCE | TURNCO ENTERPRISES LLC | 106.25 | 0.001524840 | 0.16 |
| LEASE MAINTENANCE | CRAIN HOT OIL SERVICE LLC | 1,177.51 | 0.001524840 | 1.80 |
| LEASE MAINTENANCE | EP&S LLC | 106.72 | 0.001524840 | 0.16 |
| LEASE MAINTENANCE | EP&S LLC | 292.11 | 0.001524840 | 0.45 |
| LEASE MAINTENANCE | EP&S LLC | 112.36 | 0.001524840 | 0.17 |
| LEASE MAINTENANCE | TANKLOGIX LLC | 688.08 | 0.001524840 | 1.05 |
| LEASE MAINTENANCE | TANKLOGIX LLC | 192.14 | 0.001524840 | 0.29 |
| LEASE MAINTENANCE | TANKLOGIX LLC | 659.60 | 0.001524840 | 1.01 |
| LEASE MAINTENANCE | AY TRUCKING INC | 78.84 | 0.001524840 | 0.12 |
| LEASE MAINTENANCE | AY TRUCKING INC | 216.82 | 0.001524840 | 0.33 |
| LEASE MAINTENANCE | AY TRUCKING INC | 177.39 | 0.001524840 | 0.27 |
| LEASE MAINTENANCE | AY TRUCKING INC | 98.55 | 0.001524840 | 0.15 |
| LEASE MAINTENANCE | AY TRUCKING INC | 137.97 | 0.001524840 | 0.21 |
| LEASE MAINTENANCE | LEGACY SAFETY AND CONSU | 701.56 | 0.001524840 | 1.07 |
| LEASE MAINTENANCE | LEGACY SAFETY AND CONSU | 171.42 | 0.001524840 | 0.26 |
| LEASE MAINTENANCE | MEWBOURNE OIL COMPANY | 1,100.50 | 0.001524840 | 1.68 |
| LEASE MAINTENANCE | MEWBOURNE OIL COMPANY | 775.00 | 0.001524840 | 1.18 |
| MISCELLANEOUS EQUIPMENT RENTAL | MEWBOURNE OIL COMPANY | 260.40 | 0.001524840 | 0.40 |
| PRIME MOVER MAINTENANCE | HR COMPRESSION & SERVICE | 1,165.74 | 0.001524840 | 1.78 |
| PROFESSIONAL SERVICES | PRICE ENERGY CONSULTING I | 75.00 | 0.001524840 | 0.11 |
| PUMPING | MEWBOURNE OIL COMPANY | 875.00 | 0.001524840 | 1.33 |
| PUMPING | MEWBOURNE OIL COMPANY | 656.25 | 0.001524840 | 1.00 |
| SALT WATER DISPOSAL | OWL SWD OPERATING LLC | 298.33 | 0.001524840 | 0.45 |
| SALT WATER DISPOSAL | OWL SWD OPERATING LLC | 198.01 | 0.001524840 | 0.30 |
| SALT WATER DISPOSAL | OWL SWD OPERATING LLC | 13.20 | 0.001524840 | 0.02 |
| SALT WATER DISPOSAL | OWL SWD OPERATING LLC | 21.12 | 0.001524840 | 0.03 |
| SALT WATER DISPOSAL | NGL WATER SOLUTIONS PERM | 4,777.47 | 0.001524840 | 7.28 |

05-01-2020

218

MEWBOURNE OIL COMPANY

Page 69

TOM M RAGSDALE
400 N SAM HOUSTON PARKWAY EAST
SUITE 601
HOUSTON, TX 77060

INVOICE NO.: 202004-17708

INVOICE DATE: 4-30-2020

OWNER: 035904-1

BILLING FOR: April 2020

| REFERENCE/DESCRIPTION OF CHARGES | | GROSS CHARGES | WORKING INTEREST | NET CHARGE |
|------------------------------------|---------------------------|------------------|---------------------|---------------|
| SALT WATER DISPOSAL | AY TRUCKING INC | 255.49 | 0.001524840 | 0.39 |
| SALT WATER DISPOSAL | AY TRUCKING INC | 3,364.02 | 0.001524840 | 5.13 |
| SALT WATER DISPOSAL | LIMESTONE BASIN PROPERTIE | 399.67 | 0.001524840 | 0.61 |
| Total Lease Operating Expense Cost | | 28,353.49 | | 43.25 |
| <u>Lease Operating Expense</u> | | | | |
| CHEMICALS-WATER TREATING | IMPERATIVE CHEMICAL PART | 264.66 | 0.001524840 | 0.40 |
| COMPRESSOR MAINTENANCE | G&A FABRICATION LLC | 179.39 | 0.001524840 | 0.27 |
| COMPRESSOR MAINTENANCE | G&A FABRICATION LLC | 178.78 | 0.001524840 | 0.27 |
| COMPRESSOR MAINTENANCE | G&A FABRICATION LLC | 164.77 | 0.001524840 | 0.25 |
| COMPRESSOR MAINTENANCE | G&A FABRICATION LLC | 69.16 | 0.001524840 | 0.11 |
| COMPRESSOR MAINTENANCE | G&A FABRICATION LLC | 187.20 | 0.001524840 | 0.29 |
| COMPRESSOR RENTAL/SERVICES | GRAVITY OILFIELD SERVICES | 74.88 | 0.001524840 | 0.11 |
| COMPRESSOR RENTAL/SERVICES | GRAVITY OILFIELD SERVICES | 74.88 | 0.001524840 | 0.11 |
| COMPRESSOR RENTAL/SERVICES | GRAVITY OILFIELD SERVICES | 805.08 | 0.001524840 | 1.23 |
| COMPRESSOR RENTAL/SERVICES | GRAVITY OILFIELD SERVICES | 753.14 | 0.001524840 | 1.15 |
| COMPRESSOR RENTAL/SERVICES | GRAVITY OILFIELD SERVICES | 70.06 | 0.001524840 | 0.11 |
| COMPRESSOR RENTAL/SERVICES | GRAVITY OILFIELD SERVICES | 322.22 | 0.001524840 | 0.49 |
| COMPRESSOR RENTAL/SERVICES | GRAVITY OILFIELD SERVICES | 74.88 | 0.001524840 | 0.11 |
| LEASE MAINTENANCE | CUSTOM WELDING OF HOBBS | 74.43 | 0.001524840 | 0.11 |
| LEASE MAINTENANCE | CUSTOM WELDING OF HOBBS | 225.30 | 0.001524840 | 0.34 |
| LEASE MAINTENANCE | BAKER HUGHES OILFIELD | 56.24 | 0.001524840 | 0.09 |
| LEASE MAINTENANCE | BAKER HUGHES OILFIELD | 89.09 | 0.001524840 | 0.14 |
| LEASE MAINTENANCE | GARNER PUMP & SUPPLY INC | 266.49 | 0.001524840 | 0.41 |
| LEASE MAINTENANCE | AMERICAN MILLENNIUM COR | 17.61 | 0.001524840 | 0.03 |
| LEASE MAINTENANCE | THE GASCO MANUFACTURING | 172.69 | 0.001524840 | 0.26 |
| LEASE MAINTENANCE | KEYSTONE PUMP & SUPPLY LI | 64.81 | 0.001524840 | 0.10 |
| LEASE MAINTENANCE | K&S OILFIELD SUPPLIES LLC | 125.56 | 0.001524840 | 0.19 |
| LEASE MAINTENANCE | TURNCO ENTERPRISES LLC | 47.50 | 0.001524840 | 0.07 |
| LEASE MAINTENANCE | TURNCO ENTERPRISES LLC | 23.75 | 0.001524840 | 0.04 |
| LEASE MAINTENANCE | TURNCO ENTERPRISES LLC | 95.00 | 0.001524840 | 0.14 |
| LEASE MAINTENANCE | TURNCO ENTERPRISES LLC | 137.50 | 0.001524840 | 0.21 |
| LEASE MAINTENANCE | TURNCO ENTERPRISES LLC | 71.25 | 0.001524840 | 0.11 |
| LEASE MAINTENANCE | TURNCO ENTERPRISES LLC | 47.50 | 0.001524840 | 0.07 |
| LEASE MAINTENANCE | TURNCO ENTERPRISES LLC | 166.25 | 0.001524840 | 0.25 |
| LEASE MAINTENANCE | INGRAM PROFESSIONAL SERV | 2,066.79 | 0.001524840 | 3.15 |
| LEASE MAINTENANCE | INGRAM PROFESSIONAL SERV | 93.23 | 0.001524840 | 0.14 |
| LEASE MAINTENANCE | INGRAM PROFESSIONAL SERV | 108.77 | 0.001524840 | 0.17 |
| LEASE MAINTENANCE | EP&S LLC | 658.28 | 0.001524840 | 1.00 |
| LEASE MAINTENANCE | WILDCAT PUMP & ENGINE REI | 1,122.11 | 0.001524840 | 1.71 |
| LEASE MAINTENANCE | MEWBOURNE OIL COMPANY | 193.75 | 0.001524840 | 0.30 |
| LEASE MAINTENANCE | MEWBOURNE OIL COMPANY | 193.75 | 0.001524840 | 0.30 |

05-01-2020

219

MEWBOURNE OIL COMPANY

Page 70

TOM M RAGSDALE
400 N SAM HOUSTON PARKWAY EAST
SUITE 601
HOUSTON, TX 77060

INVOICE NO.: 202004-17708

INVOICE DATE: 4-30-2020

OWNER: 035904-1

BILLING FOR: April 2020

| REFERENCE/DESCRIPTION OF CHARGES | | GROSS CHARGES | WORKING INTEREST | NET CHARGE |
|--|-----------------------------|---------------------|------------------|------------|
| MISCELLANEOUS EQUIPMENT RENTAL | MEWBOURNE OIL COMPANY | 260.40 | 0.001524840 | 0.40 |
| OVERHEAD-FIXED RATE | MEWBOURNE OIL COMPANY | 881.16 | 0.001524840 | 1.34 |
| PROFESSIONAL SERVICES | PRICE ENERGY CONSULTING I | 75.00 | 0.001524840 | 0.11 |
| PUMPING | MEWBOURNE OIL COMPANY | 875.00 | 0.001524840 | 1.33 |
| PUMPING | MEWBOURNE OIL COMPANY | 656.25 | 0.001524840 | 1.00 |
| SALT WATER DISPOSAL | OWL SWD OPERATING LLC | 12,431.61 | 0.001524840 | 18.96 |
| SALT WATER DISPOSAL | LIMESTONE BASIN PROPERTIE | 818.28 | 0.001524840 | 1.25 |
| SITE RESTORATION & EXCAVATION | TRINITY OILFIELD SERVICES & | 4,125.52 | 0.001524840 | 6.29 |
| Total Lease Operating Expense Cost | | 29,459.97 | | 44.91 |
| 62959000-30 SUBTOTAL | | 311,051.19 | 474.41 | |
| PROPERTY 62959000 TOTAL | | 3,298,858.37 | 5,030.35 | |
| PROPERTY: 72185000 72185000-10 CREEDENCE 21/16 W0FC ST COM 4H | | | | |
| <u>Intangible Well Cost</u> | | | | |
| OVERHEAD FIXED RATE | MEWBOURNE OIL COMPANY | -1,290.32 | 0.006363620 | -8.21 |
| OVERHEAD FIXED RATE | MEWBOURNE OIL COMPANY | 1,290.32 | 0.006363620 | 8.21 |
| Total Intangible Well Cost Cost | | 0.00 | | 0.00 |
| <u>Intangible Well Cost</u> | | | | |
| EQUIPMENT RENTAL | STONE RENTALS II LLC | 4,719.00 | 0.006363620 | 30.03 |
| LOCATION RESTORATION | NOVA TRUCKING LLC | 6,451.72 | 0.006363620 | 41.06 |
| MUD | NOVA TRUCKING LLC | 2,282.76 | 0.006363620 | 14.53 |
| MUD | NOVA TRUCKING LLC | 1,276.90 | 0.006363620 | 8.13 |
| MUD | TDJ OILFIELD SERVICES LLC | 11,258.90 | 0.006363620 | 71.65 |
| MUD | BCNC OILFIELD SERVICES LLC | 3,700.14 | 0.006363620 | 23.55 |
| RIG MOBILIZATION | WILBANKS TRUCKING SERVIC | 39,875.00 | 0.006363620 | 253.75 |
| Total Intangible Well Cost Cost | | 69,564.42 | | 442.70 |
| 72185000-10 SUBTOTAL | | 69,564.42 | 442.70 | |
| PROPERTY: 72185000 72185000-20 CREEDENCE 21/16 W0FC ST COM 4H | | | | |
| <u>Intangible Well Cost</u> | | | | |
| COMPANY SUPERVISION | MEWBOURNE OIL COMPANY | 3,125.00 | 0.006363620 | 19.89 |
| LOCATION RESTORATION | TRIPLE T'S LINING LLC | 4,146.98 | 0.006363620 | 26.39 |
| OVERHEAD FIXED RATE | MEWBOURNE OIL COMPANY | 4,095.22 | 0.006363620 | 26.06 |
| TESTING | MAN WELDING SERVICE | 942.90 | 0.006363620 | 6.00 |
| WELDING & CONSTRUCTION | MEWBOURNE OIL COMPANY | 2,325.00 | 0.006363620 | 14.80 |
| Total Intangible Well Cost Cost | | 14,635.10 | | 93.14 |
| <u>Equipment Beyond Wellhead</u> | | | | |
| CATHODIC PROTECTION | TANKLOGIX LLC | 5,249.27 | 0.006363620 | 33.40 |
| MISC. VALVES & FITTINGS | KEYSTONE PUMP & SUPPLY LI | 2,062.15 | 0.006363620 | 13.12 |
| MISC. VALVES & FITTINGS | TRIPLE T'S LINING LLC | 1,668.84 | 0.006363620 | 10.62 |

05-01-2020

220

MEWBOURNE OIL COMPANY

Page 71

TOM M RAGSDALE
400 N SAM HOUSTON PARKWAY EAST
SUITE 601
HOUSTON, TX 77060

INVOICE NO.: 202004-17708

INVOICE DATE: 4-30-2020

OWNER: 035904-1

BILLING FOR: April 2020

| REFERENCE/DESCRIPTION OF CHARGES | | GROSS CHARGES | WORKING INTEREST | NET CHARGE |
|--|-----------------------------|-------------------|---------------------|------------------|
| MISC. VALVES & FITTINGS | MPS ENTERPRISES INC | 486.51 | 0.006363620 | 3.10 |
| MISC. VALVES & FITTINGS | MPS ENTERPRISES INC | 83.58 | 0.006363620 | 0.53 |
| MISC. VALVES & FITTINGS | MPS ENTERPRISES INC | 47.10 | 0.006363620 | 0.30 |
| PRODUCTION EQUIP INSTALLATION | 7B ROUSTABOUT LLC | 1,668.75 | 0.006363620 | 10.62 |
| PRODUCTION EQUIP INSTALLATION | 7B ROUSTABOUT LLC | 1,320.00 | 0.006363620 | 8.40 |
| PRODUCTION EQUIP INSTALLATION | 7B ROUSTABOUT LLC | 440.00 | 0.006363620 | 2.80 |
| PRODUCTION EQUIP INSTALLATION | 7B ROUSTABOUT LLC | 4,657.50 | 0.006363620 | 29.64 |
| PRODUCTION EQUIP INSTALLATION | 7B ROUSTABOUT LLC | 3,600.00 | 0.006363620 | 22.91 |
| PRODUCTION EQUIP INSTALLATION | 7B ROUSTABOUT LLC | 2,252.50 | 0.006363620 | 14.33 |
| PRODUCTION EQUIP INSTALLATION | 7B ROUSTABOUT LLC | 4,015.00 | 0.006363620 | 25.55 |
| PRODUCTION EQUIP INSTALLATION | 7B ROUSTABOUT LLC | 4,895.00 | 0.006363620 | 31.15 |
| PRODUCTION EQUIP INSTALLATION | 7B ROUSTABOUT LLC | 4,955.00 | 0.006363620 | 31.53 |
| PRODUCTION EQUIP INSTALLATION | 7B ROUSTABOUT LLC | 1,695.00 | 0.006363620 | 10.79 |
| PRODUCTION EQUIP INSTALLATION | 7B ROUSTABOUT LLC | 1,751.25 | 0.006363620 | 11.14 |
| PRODUCTION EQUIP INSTALLATION | 7B ROUSTABOUT LLC | 2,330.00 | 0.006363620 | 14.83 |
| PRODUCTION EQUIP INSTALLATION | MCCULLAR AND SON'S WELDI | 1,272.05 | 0.006363620 | 8.09 |
| PRODUCTION EQUIP INSTALLATION | MCCULLAR AND SON'S WELDI | 1,817.22 | 0.006363620 | 11.56 |
| PRODUCTION EQUIP INSTALLATION | JUSTIN WILSON | 296.14 | 0.006363620 | 1.88 |
| PRODUCTION EQUIP INSTALLATION | JUSTIN WILSON | 296.14 | 0.006363620 | 1.88 |
| PRODUCTION EQUIP INSTALLATION | TRINITY OILFIELD SERVICES & | 1,499.32 | 0.006363620 | 9.54 |
| PRODUCTION EQUIP INSTALLATION | LEGACY ARTIFICIAL LIFT SOL | 1,909.28 | 0.006363620 | 12.15 |
| SEPARATION EQUIPMENT | VAPROX LLC | 9,931.93 | 0.006363620 | 63.20 |
| SEPARATION EQUIPMENT | VAPROX LLC | 9,931.93 | 0.006363620 | 63.20 |
| SURFACE PUMPS & PRIME MOVERS | VAPROX LLC | 5,118.25 | 0.006363620 | 32.57 |
| SURFACE PUMPS & PRIME MOVERS | AUTOMATED WELLHEAD COM | 26,383.62 | 0.006363620 | 167.90 |
| Total Equipment Beyond Wellhead Cost | | 101,633.33 | | 646.73 |
| 72185000-20 SUBTOTAL | | 116,268.43 | 739.87 | |
| PROPERTY: 72185000 72185000-30 CREEDENCE 21/16 W0FC ST COM 4H | | | | |
| <u>Lease Operating Expense</u> | | | | |
| COMPRESSOR MAINTENANCE | AUTOMATED WELLHEAD COM | 111.26 | 0.006363620 | 0.71 |
| Total Lease Operating Expense Cost | | 111.26 | | 0.71 |
| 72185000-30 SUBTOTAL | | 111.26 | 0.71 | |
| PROPERTY 72185000 TOTAL | | 185,944.11 | 1,183.28 | |
| 72185000PREPAYMENTS | | | | -1,183.28 |
| PROPERTY: 72186000 72186000-10 CREEDENCE 21/16 W1FC ST COM 3H | | | | |
| <u>Intangible Well Cost</u> | | | | |
| EQUIPMENT RENTAL | DUKE OILFIELD SERVICES LLC | 2,658.60 | 0.006363620 | 16.92 |
| EQUIPMENT RENTAL | DUKE OILFIELD SERVICES LLC | 627.73 | 0.006363620 | 3.99 |
| EQUIPMENT RENTAL | STONE RENTALS II LLC | 3,646.50 | 0.006363620 | 23.20 |

05-01-2020

221

MEWBOURNE OIL COMPANY

Page 72

TOM M RAGSDALE
400 N SAM HOUSTON PARKWAY EAST
SUITE 601
HOUSTON, TX 77060

INVOICE NO.: 202004-17708

INVOICE DATE: 4-30-2020

OWNER: 035904-1

BILLING FOR: April 2020

| REFERENCE/DESCRIPTION OF CHARGES | | GROSS CHARGES | WORKING INTEREST | NET CHARGE |
|--|----------------------------|------------------|------------------|------------|
| EQUIPMENT RENTAL | BLACK DIAMOND OILFIELD R | 1,168.75 | 0.006363620 | 7.44 |
| LOCATION RESTORATION | DUKE OILFIELD SERVICES LLC | 3,244.13 | 0.006363620 | 20.64 |
| LOCATION RESTORATION | DUKE OILFIELD SERVICES LLC | 5,380.50 | 0.006363620 | 34.24 |
| LOCATION RESTORATION | NOVA TRUCKING LLC | 6,451.62 | 0.006363620 | 41.06 |
| LOCATION RESTORATION | DELAWARE ENERGY LLC | 882.63 | 0.006363620 | 5.62 |
| MUD | NOVA TRUCKING LLC | 2,282.76 | 0.006363620 | 14.53 |
| MUD | NOVA TRUCKING LLC | 1,276.87 | 0.006363620 | 8.13 |
| MUD | TDJ OILFIELD SERVICES LLC | 11,258.87 | 0.006363620 | 71.65 |
| MUD | BCNC OILFIELD SERVICES LLC | 3,700.12 | 0.006363620 | 23.55 |
| RIG MOBILIZATION | WILBANKS TRUCKING SERVIC | 39,875.00 | 0.006363620 | 253.75 |
| WATER AND OTHER | DUKE OILFIELD SERVICES LLC | 1,193.21 | 0.006363620 | 7.59 |
| Total Intangible Well Cost Cost | | 83,647.29 | | 532.31 |
| <u>Tangible Well Cost</u> | | | | |
| CASING (6.1" - 8.0") | SOONER PIPE LLC | -12,898.90 | 0.006363620 | -82.08 |
| Total Tangible Well Cost Cost | | -12,898.90 | | -82.08 |
| 72186000-10 SUBTOTAL | | 70,748.39 | 450.23 | |
| PROPERTY: 72186000 72186000-20 CREEDENCE 21/16 WIFC ST COM 3H | | | | |
| <u>Intangible Well Cost</u> | | | | |
| COMPANY SUPERVISION | MEWBOURNE OIL COMPANY | 3,125.00 | 0.006363620 | 19.89 |
| LOCATION RESTORATION | TRIPLE T'S LINING LLC | 4,147.00 | 0.006363620 | 26.39 |
| OVERHEAD FIXED RATE | MEWBOURNE OIL COMPANY | 4,095.23 | 0.006363620 | 26.06 |
| TESTING | MAN WELDING SERVICE | 942.91 | 0.006363620 | 6.00 |
| WELDING & CONSTRUCTION | MEWBOURNE OIL COMPANY | 2,325.00 | 0.006363620 | 14.80 |
| Total Intangible Well Cost Cost | | 14,635.14 | | 93.14 |
| <u>Tangible Well Cost</u> | | | | |
| CASING (4.1" - 6.0") | SOONER PIPE LLC | -2,763.97 | 0.006363620 | -17.59 |
| Total Tangible Well Cost Cost | | -2,763.97 | | -17.59 |
| <u>Equipment Beyond Wellhead</u> | | | | |
| CATHODIC PROTECTION | TANKLOGIX LLC | 5,249.29 | 0.006363620 | 33.40 |
| MISC. VALVES & FITTINGS | KEYSTONE PUMP & SUPPLY LI | 2,062.16 | 0.006363620 | 13.12 |
| MISC. VALVES & FITTINGS | TRIPLE T'S LINING LLC | 1,668.85 | 0.006363620 | 10.62 |
| MISC. VALVES & FITTINGS | MPS ENTERPRISES INC | 486.52 | 0.006363620 | 3.10 |
| MISC. VALVES & FITTINGS | MPS ENTERPRISES INC | 83.58 | 0.006363620 | 0.53 |
| MISC. VALVES & FITTINGS | MPS ENTERPRISES INC | 47.12 | 0.006363620 | 0.30 |
| PRODUCTION EQUIP INSTALLATION | 7B ROUSTABOUT LLC | 1,668.75 | 0.006363620 | 10.62 |
| PRODUCTION EQUIP INSTALLATION | 7B ROUSTABOUT LLC | 1,320.00 | 0.006363620 | 8.40 |
| PRODUCTION EQUIP INSTALLATION | 7B ROUSTABOUT LLC | 440.00 | 0.006363620 | 2.80 |
| PRODUCTION EQUIP INSTALLATION | 7B ROUSTABOUT LLC | 4,657.50 | 0.006363620 | 29.64 |
| PRODUCTION EQUIP INSTALLATION | 7B ROUSTABOUT LLC | 3,600.00 | 0.006363620 | 22.91 |
| PRODUCTION EQUIP INSTALLATION | 7B ROUSTABOUT LLC | 2,252.50 | 0.006363620 | 14.33 |

05-01-2020

222

MEWBOURNE OIL COMPANY

Page 73

TOM M RAGSDALE
400 N SAM HOUSTON PARKWAY EAST
SUITE 601
HOUSTON, TX 77060

INVOICE NO.: 202004-17708

INVOICE DATE: 4-30-2020

OWNER: 035904-1

BILLING FOR: April 2020

| REFERENCE/DESCRIPTION OF CHARGES | | GROSS CHARGES | WORKING INTEREST | NET CHARGE |
|--|-----------------------------|-------------------|---------------------|------------------|
| PRODUCTION EQUIP INSTALLATION | 7B ROUSTABOUT LLC | 4,015.00 | 0.006363620 | 25.55 |
| PRODUCTION EQUIP INSTALLATION | 7B ROUSTABOUT LLC | 4,895.00 | 0.006363620 | 31.15 |
| PRODUCTION EQUIP INSTALLATION | 7B ROUSTABOUT LLC | 4,955.00 | 0.006363620 | 31.53 |
| PRODUCTION EQUIP INSTALLATION | 7B ROUSTABOUT LLC | 1,695.00 | 0.006363620 | 10.79 |
| PRODUCTION EQUIP INSTALLATION | 7B ROUSTABOUT LLC | 1,751.25 | 0.006363620 | 11.14 |
| PRODUCTION EQUIP INSTALLATION | 7B ROUSTABOUT LLC | 2,330.00 | 0.006363620 | 14.83 |
| PRODUCTION EQUIP INSTALLATION | MCCULLAR AND SON'S WELDI | 1,272.07 | 0.006363620 | 8.10 |
| PRODUCTION EQUIP INSTALLATION | MCCULLAR AND SON'S WELDI | 1,817.25 | 0.006363620 | 11.56 |
| PRODUCTION EQUIP INSTALLATION | JUSTIN WILSON | 296.12 | 0.006363620 | 1.88 |
| PRODUCTION EQUIP INSTALLATION | JUSTIN WILSON | 296.12 | 0.006363620 | 1.88 |
| PRODUCTION EQUIP INSTALLATION | TRINITY OILFIELD SERVICES & | 1,499.30 | 0.006363620 | 9.54 |
| PRODUCTION EQUIP INSTALLATION | LEGACY ARTIFICIAL LIFT SOL | 1,909.27 | 0.006363620 | 12.15 |
| SEPARATION EQUIPMENT | VAPROX LLC | 9,931.94 | 0.006363620 | 63.20 |
| SEPARATION EQUIPMENT | VAPROX LLC | 9,931.94 | 0.006363620 | 63.20 |
| SURFACE PUMPS & PRIME MOVERS | VAPROX LLC | 5,118.24 | 0.006363620 | 32.57 |
| SURFACE PUMPS & PRIME MOVERS | AUTOMATED WELLHEAD COM | 26,383.61 | 0.006363620 | 167.90 |
| Total Equipment Beyond Wellhead Cost | | 101,633.38 | | 646.74 |
| 72186000-20 SUBTOTAL | | 113,504.55 | 722.29 | |
| PROPERTY: 72186000 72186000-30 CREEDENCE 21/16 W1FC ST COM 3H | | | | |
| <u>Lease Operating Expense</u> | | | | |
| COMPRESSOR MAINTENANCE | AUTOMATED WELLHEAD COM | 111.25 | 0.006363620 | 0.71 |
| Total Lease Operating Expense Cost | | 111.25 | | 0.71 |
| 72186000-30 SUBTOTAL | | 111.25 | 0.71 | |
| PROPERTY 72186000 TOTAL | | 184,364.19 | 1,173.23 | |
| 72186000PREPAYMENTS | | | | -1,173.23 |

05-01-2020

223

MEWBOURNE OIL COMPANY

MEWBOURNE OIL COMPANY
P O BOX 7698
TYLER, TX 75711-7698

TOM M RAGSDALE
400 N SAM HOUSTON PARKWAY EAST
SUITE 601
HOUSTON, TX 77060

INVOICE NO.: 202005-22849
INVOICE DATE: 5-31-2020
OWNER: 035904-1
BILLING FOR: May 2020

BALANCE FORWARD**125,259.30**

| CURRENT PERIOD ADJUSTMENT | | | | | AMOUNT |
|--|--|--|--|--|-------------------------------|
| RECEIPTS | | | | | |
| PAYMENT #: 20142000066 PAYMENT DATE: 05/21/2020 | | | | | -31,590.76 |
| PAYMENT #: 20142000066 PAYMENT DATE: 05/21/2020 | | | | | -21,568.77 |
| PAYMENT #: 20142000066 PAYMENT DATE: 05/21/2020 | | | | | -13,397.41 |
| TOTAL CURRENT PERIOD ADJUSTMENT | | | | | -66,556.94 |
| CURRENT CHARGES | | | | | GROSSINTERESTNET |
| 62390000 - PRONGHORN 15 B3BO FED COM 1H TIER : 2 0 | | | | | 16.185.750.06837475001.106.69 |
| 62390000 - PRONGHORN 15 B3BO FED COM 1H TIER : 3 0 | | | | | 14.292.240.0683747500977.24 |
| 62391000 - PRONGHORN 15 B3CN FED COM 1H TIER : 3 0 | | | | | 11.255.800.0683747500769.63 |
| 62392000 - PRONGHORN 15 B3DM FED COM 1H TIER : 2 0 | | | | | 13.436.580.0683747500918.72 |
| 62392000 - PRONGHORN 15 B3DM FED COM 1H TIER : 3 0 | | | | | 16.459.930.06837475001.125.44 |
| 62774000 - IBEX 10 B3MD FED COM 1H TIER : 1 0 | | | | | 6.024.520.0000000000312.73 |
| 62774000 - IBEX 10 B3MD FED COM 1H TIER : 2 0 | | | | | 20.313.250.05190886001,054.44 |
| 62774000 - IBEX 10 B3MD FED COM 1H TIER : 2 0 | | | | | 6.024.510.0519088600312.72 |
| 62774000 - IBEX 10 B3MD FED COM 1H TIER : 3 0 | | | | | 18.729.770.0519088600972.25 |
| 62775000 - IBEX 10 B3NC FED COM 1H TIER : 2 0 | | | | | 1.651.000.051908860085.70 |
| 62775000 - IBEX 10 B3NC FED COM 1H TIER : 3 0 | | | | | 18.854.240.0519088600978.70 |
| 62776000 - IBEX 10 B3OB FED COM 1H TIER : 2 0 | | | | | 17.011.250.0310932000528.93 |
| 62776000 - IBEX 10 B3OB FED COM 1H TIER : 3 0 | | | | | 12.974.710.0310932000403.41 |
| 62906000 - GAZELLE 22 B2MD FED COM 2H TIER : 2 0 | | | | | 7.061.000.19549819001,380.40 |
| 62906000 - GAZELLE 22 B2MD FED COM 2H TIER : 3 0 | | | | | 13.393.000.19549819002,618.32 |
| 62915000 - CREEDENCE 21/16 W0ED ST COM 2H TIER : 2 0 | | | | | 24.760.420.0063636200157.58 |
| 62915000 - CREEDENCE 21/16 W0ED ST COM 2H TIER : 3 0 | | | | | 38.462.940.0063636200244.80 |
| 62916000 - CREEDENCE 21/16 W1ED ST COM 1H TIER : 1 0 | | | | | -34.316.700.0063636200-218.38 |
| 62916000 - CREEDENCE 21/16 W1ED ST COM 1H TIER : 2 0 | | | | | 24.760.420.0063636200157.58 |
| 62916000 - CREEDENCE 21/16 W1ED ST COM 1H TIER : 3 0 | | | | | 42.734.980.0063636200271.99 |
| 62958000 - GAZELLE 22 B3MD FED COM 1H TIER : 2 0 | | | | | 825.500.1954981900161.39 |
| 62958000 - GAZELLE 22 B3MD FED COM 1H TIER : 3 0 | | | | | 19.368.310.19549819003,786.49 |
| 72185000 - CREEDENCE 21/16 W0FC ST COM 4H TIER : 1 0 | | | | | 118.367.450.0063636200753.26 |
| 72185000 - CREEDENCE 21/16 W0FC ST COM 4H TIER : 2 0 | | | | | 49.271.240.0063636200313.50 |
| 72186000 - CREEDENCE 21/16 W1FC ST COM 3H TIER : 1 0 | | | | | 127.050.940.0063636200808.51 |
| 72186000 - CREEDENCE 21/16 W1FC ST COM 3H TIER : 2 0 | | | | | 49.692.050.0063636200316.18 |
| TOTAL CURRENT CHARGES | | | | | 654,645.1020,298.22 |
| APPLIED ADVANCES | | | | | |
| 62915000 - CREEDENCE 21/16 W0ED ST COM 2H | | | | | -402.38 |
| 62916000 - CREEDENCE 21/16 W1ED ST COM 1H | | | | | -211.19 |
| 72185000 - CREEDENCE 21/16 W0FC ST COM 4H | | | | | -1,066.76 |
| 72186000 - CREEDENCE 21/16 W1FC ST COM 3H | | | | | -1,124.69 |
| APPLIED ADVANCES TOTAL | | | | | -2,805.02 |

MEWBOURNE OIL COMPANY

Page 2

TOM M RAGSDALE
400 N SAM HOUSTON PARKWAY EAST
SUITE 601
HOUSTON, TX 77060

INVOICE NO.: 202005-22849**INVOICE DATE:** 5-31-2020**OWNER:** 035904-1**BILLING FOR:** May 2020**INVOICE TOTAL****17,493.20****OUTSTANDING BALANCE****76,195.56**

PLEASE INDICATE INVOICE# 202005-22849

AND ACCOUNT# 035904-1

ON REMITTANCE

PAYMENT DUE 15 DAYS AFTER RECEIPT OF INVOICE PAYABLE IN US DOLLARS

FOR INQUIRIES, PLEASE CONTACT (903) 561-2900

MEWBOURNE OIL COMPANY

Page 3

TOM M RAGSDALE
400 N SAM HOUSTON PARKWAY EAST
SUITE 601
HOUSTON, TX 77060

INVOICE NO.: 202005-22849

INVOICE DATE: 5-31-2020

OWNER: 035904-1

BILLING FOR: May 2020

| REFERENCE/DESCRIPTION OF CHARGES | | GROSS CHARGES | WORKING INTEREST | NET CHARGE |
|--|----------------------------|------------------|---------------------|---------------|
| PROPERTY: 62390000 62390000-20 PRONGHORN 15 B3BO FED COM 1H | | | | |
| <u>Equipment Beyond Wellhead</u> | | | | |
| LINE PIPE-GAS GATHERING | MEWBOURNE OIL COMPANY | 2,889.25 | 0.068374750 | 197.56 |
| LINE PIPE-GAS GATHERING | MEWBOURNE OIL COMPANY | 2,476.50 | 0.068374750 | 169.33 |
| METERING EQUIPMENT | MEWBOURNE OIL COMPANY | 10,820.00 | 0.068374750 | 739.80 |
| Total Equipment Beyond Wellhead Cost | | 16,185.75 | | 1,106.69 |
| 62390000-20 SUBTOTAL | | 16,185.75 | 1,106.69 | |
| PROPERTY: 62390000 62390000-30 PRONGHORN 15 B3BO FED COM 1H | | | | |
| <u>Lease Operating Expense</u> | | | | |
| COMPANY SUPERVISION | MEWBOURNE OIL COMPANY | 429.00 | 0.068374750 | 29.33 |
| CONTRACT SUPERVISION | PACE OILFIELD SERVICES INC | 423.86 | 0.068374750 | 28.98 |
| CONTRACT SUPERVISION | PACE OILFIELD SERVICES INC | 157.11 | 0.068374750 | 10.74 |
| CONTRACT SUPERVISION | PACE OILFIELD SERVICES INC | 40.26 | 0.068374750 | 2.75 |
| FUEL, POWER & ELECTRICAL | XCEL ENERGY | 3,463.88 | 0.068374750 | 236.84 |
| LEASE MAINTENANCE | GARNER PUMP & SUPPLY INC | 27.03 | 0.068374750 | 1.85 |
| LEASE MAINTENANCE | AMERICAN MILLENNIUM COR | 25.70 | 0.068374750 | 1.76 |
| LEASE MAINTENANCE | K&S OILFIELD SUPPLIES LLC | 126.53 | 0.068374750 | 8.65 |
| LEASE MAINTENANCE | K&S OILFIELD SUPPLIES LLC | 13.56 | 0.068374750 | 0.93 |
| LEASE MAINTENANCE | PILOT THOMAS LOGISTICS LLC | 15.05 | 0.068374750 | 1.03 |
| LEASE MAINTENANCE | INGRAM PROFESSIONAL SERV | 13.87 | 0.068374750 | 0.95 |
| LEASE MAINTENANCE | INGRAM PROFESSIONAL SERV | 114.43 | 0.068374750 | 7.82 |
| LEASE MAINTENANCE | TANKLOGIX LLC | 5.65 | 0.068374750 | 0.39 |
| LEASE MAINTENANCE | TANKLOGIX LLC | 11.31 | 0.068374750 | 0.78 |
| LEASE MAINTENANCE | MEWBOURNE OIL COMPANY | 961.00 | 0.068374750 | 65.71 |
| MISCELLANEOUS EQUIPMENT RENTAL | MEWBOURNE OIL COMPANY | 205.80 | 0.068374750 | 14.07 |
| OVERHEAD-FIXED RATE | MEWBOURNE OIL COMPANY | 856.29 | 0.068374750 | 58.55 |
| PUMPING | MEWBOURNE OIL COMPANY | 875.00 | 0.068374750 | 59.83 |
| PUMPING | MEWBOURNE OIL COMPANY | 656.25 | 0.068374750 | 44.87 |
| SALT WATER DISPOSAL | OWL SWD OPERATING LLC | 4,382.13 | 0.068374750 | 299.63 |
| SALT WATER DISPOSAL | NGL WATER SOLUTIONS PERM | 526.58 | 0.068374750 | 36.01 |
| SALT WATER DISPOSAL | LIMESTONE BASIN PROPERTIES | 288.45 | 0.068374750 | 19.72 |
| WELL/LEASE INSURANCE | LOCKTON COMPANIES LLC | 673.50 | 0.068374750 | 46.05 |
| Total Lease Operating Expense Cost | | 14,292.24 | | 977.24 |
| 62390000-30 SUBTOTAL | | 14,292.24 | 977.24 | |
| PROPERTY 62390000 TOTAL | | 30,477.99 | 2,083.93 | |
| PROPERTY: 62391000 62391000-30 PRONGHORN 15 B3CN FED COM 1H | | | | |
| <u>Lease Operating Expense</u> | | | | |
| COMPANY SUPERVISION | MEWBOURNE OIL COMPANY | 1,300.00 | 0.068374750 | 88.89 |
| FUEL, POWER & ELECTRICAL | XCEL ENERGY | 267.70 | 0.068374750 | 18.30 |
| LEASE MAINTENANCE | GARNER PUMP & SUPPLY INC | 27.02 | 0.068374750 | 1.85 |

06-01-2020

226

MEWBOURNE OIL COMPANY

Page 4

TOM M RAGSDALE
400 N SAM HOUSTON PARKWAY EAST
SUITE 601
HOUSTON, TX 77060

INVOICE NO.: 202005-22849

INVOICE DATE: 5-31-2020

OWNER: 035904-1

BILLING FOR: May 2020

| REFERENCE/DESCRIPTION OF CHARGES | | GROSS CHARGES | WORKING INTEREST | NET CHARGE |
|--|---------------------------|------------------|---------------------|---------------|
| LEASE MAINTENANCE | K&S OILFIELD SUPPLIES LLC | 163.26 | 0.068374750 | 11.16 |
| LEASE MAINTENANCE | K&S OILFIELD SUPPLIES LLC | 126.33 | 0.068374750 | 8.64 |
| LEASE MAINTENANCE | K&S OILFIELD SUPPLIES LLC | 13.56 | 0.068374750 | 0.93 |
| LEASE MAINTENANCE | CARLSBAD AUTOMATION SER | 128.85 | 0.068374750 | 8.81 |
| LEASE MAINTENANCE | PILOT THOMAS LOGISTICS LL | 9.10 | 0.068374750 | 0.62 |
| LEASE MAINTENANCE | INGRAM PROFESSIONAL SERV | 8.39 | 0.068374750 | 0.57 |
| LEASE MAINTENANCE | INGRAM PROFESSIONAL SERV | 69.22 | 0.068374750 | 4.73 |
| LEASE MAINTENANCE | TANKLOGIX LLC | 3.42 | 0.068374750 | 0.24 |
| LEASE MAINTENANCE | TANKLOGIX LLC | 6.84 | 0.068374750 | 0.47 |
| LEASE MAINTENANCE | AY TRUCKING INC | 378.45 | 0.068374750 | 25.88 |
| LEASE MAINTENANCE | MEWBOURNE OIL COMPANY | 255.75 | 0.068374750 | 17.49 |
| MISCELLANEOUS EQUIPMENT RENTAL | MEWBOURNE OIL COMPANY | 205.80 | 0.068374750 | 14.07 |
| OVERHEAD-FIXED RATE | MEWBOURNE OIL COMPANY | 856.29 | 0.068374750 | 58.55 |
| PUMPING | MEWBOURNE OIL COMPANY | 875.00 | 0.068374750 | 59.83 |
| PUMPING | MEWBOURNE OIL COMPANY | 656.25 | 0.068374750 | 44.87 |
| SALT WATER DISPOSAL | OWL SWD OPERATING LLC | 4,609.25 | 0.068374750 | 315.16 |
| SALT WATER DISPOSAL | NGL WATER SOLUTIONS PERM | 318.40 | 0.068374750 | 21.77 |
| SALT WATER DISPOSAL | LIMESTONE BASIN PROPERTIE | 303.42 | 0.068374750 | 20.75 |
| WELL/LEASE INSURANCE | LOCKTON COMPANIES LLC | 673.50 | 0.068374750 | 46.05 |
| Total Lease Operating Expense Cost | | 11,255.80 | | 769.63 |
| 62391000-30 SUBTOTAL | | 11,255.80 | 769.63 | |
| PROPERTY 62391000 TOTAL | | 11,255.80 | 769.63 | |
| PROPERTY: 62392000 62392000-20 PRONGHORN 15 B3DM FED COM 1H | | | | |
| <u>Equipment Beyond Wellhead</u> | | | | |
| CATHODIC PROTECTION | MEWBOURNE OIL COMPANY | 11,785.58 | 0.068374750 | 805.83 |
| LINE PIPE-GAS GATHERING | MEWBOURNE OIL COMPANY | 1,651.00 | 0.068374750 | 112.89 |
| Total Equipment Beyond Wellhead Cost | | 13,436.58 | | 918.72 |
| 62392000-20 SUBTOTAL | | 13,436.58 | 918.72 | |
| PROPERTY: 62392000 62392000-30 PRONGHORN 15 B3DM FED COM 1H | | | | |
| <u>Lease Operating Expense</u> | | | | |
| COMPANY SUPERVISION | MEWBOURNE OIL COMPANY | 1,300.00 | 0.068374750 | 88.89 |
| COMPANY SUPERVISION | MEWBOURNE OIL COMPANY | 650.00 | 0.068374750 | 44.44 |
| COMPRESSOR RENTAL/SERVICES | TOTAL OPERATIONS & PRODU | 2,988.02 | 0.068374750 | 204.30 |
| FUEL, POWER & ELECTRICAL | XCEL ENERGY | 3,449.52 | 0.068374750 | 235.85 |
| LEASE MAINTENANCE | GARNER PUMP & SUPPLY INC | 27.02 | 0.068374750 | 1.85 |
| LEASE MAINTENANCE | K&S OILFIELD SUPPLIES LLC | 163.32 | 0.068374750 | 11.17 |
| LEASE MAINTENANCE | K&S OILFIELD SUPPLIES LLC | 126.74 | 0.068374750 | 8.67 |
| LEASE MAINTENANCE | K&S OILFIELD SUPPLIES LLC | 13.56 | 0.068374750 | 0.93 |
| LEASE MAINTENANCE | CARLSBAD AUTOMATION SER | 128.85 | 0.068374750 | 8.81 |
| LEASE MAINTENANCE | PILOT THOMAS LOGISTICS LL | 10.15 | 0.068374750 | 0.69 |

06-01-2020

227

MEWBOURNE OIL COMPANY

Page 5

TOM M RAGSDALE
400 N SAM HOUSTON PARKWAY EAST
SUITE 601
HOUSTON, TX 77060

INVOICE NO.: 202005-22849

INVOICE DATE: 5-31-2020

OWNER: 035904-1

BILLING FOR: May 2020

| REFERENCE/DESCRIPTION OF CHARGES | | GROSS CHARGES | WORKING INTEREST | NET CHARGE |
|---|---------------------------|------------------|------------------|------------|
| LEASE MAINTENANCE | INGRAM PROFESSIONAL SERV | 9.35 | 0.068374750 | 0.64 |
| LEASE MAINTENANCE | INGRAM PROFESSIONAL SERV | 77.20 | 0.068374750 | 5.28 |
| LEASE MAINTENANCE | TANKLOGIX LLC | 3.81 | 0.068374750 | 0.26 |
| LEASE MAINTENANCE | TANKLOGIX LLC | 7.63 | 0.068374750 | 0.52 |
| LEASE MAINTENANCE | AY TRUCKING INC | 378.45 | 0.068374750 | 25.88 |
| LEASE MAINTENANCE | MEWBOURNE OIL COMPANY | 263.50 | 0.068374750 | 18.02 |
| MISCELLANEOUS EQUIPMENT RENTAL | MEWBOURNE OIL COMPANY | 205.80 | 0.068374750 | 14.07 |
| OVERHEAD-FIXED RATE | MEWBOURNE OIL COMPANY | 856.32 | 0.068374750 | 58.55 |
| PUMPING | MEWBOURNE OIL COMPANY | 875.00 | 0.068374750 | 59.83 |
| PUMPING | MEWBOURNE OIL COMPANY | 656.25 | 0.068374750 | 44.87 |
| SALT WATER DISPOSAL | OWL SWD OPERATING LLC | 3,040.68 | 0.068374750 | 207.91 |
| SALT WATER DISPOSAL | NGL WATER SOLUTIONS PERM | 355.13 | 0.068374750 | 24.28 |
| SALT WATER DISPOSAL | LIMESTONE BASIN PROPERTIE | 200.13 | 0.068374750 | 13.68 |
| WELL/LEASE INSURANCE | LOCKTON COMPANIES LLC | 673.50 | 0.068374750 | 46.05 |
| Total Lease Operating Expense Cost | | 16,459.93 | | 1,125.44 |
| 62392000-30 SUBTOTAL | | 16,459.93 | 1,125.44 | |
| PROPERTY 62392000 TOTAL | | 29,896.51 | 2,044.16 | |
| PROPERTY: 62774000 62774000-10 IBEX 10 B3MD FED COM 1H | | | | |
| <u>Intangible Well Cost</u> | | | | |
| OVERHEAD FIXED RATE | MEWBOURNE OIL COMPANY | 6,024.52 | 0.000000000 | 312.73 |
| Total Intangible Well Cost Cost | | 6,024.52 | | 312.73 |
| 62774000-10 SUBTOTAL | | 6,024.52 | 312.73 | |
| PROPERTY: 62774000 62774000-20 IBEX 10 B3MD FED COM 1H | | | | |
| <u>Intangible Well Cost</u> | | | | |
| OVERHEAD FIXED RATE | MEWBOURNE OIL COMPANY | 3,929.03 | 0.000000000 | 203.95 |
| OVERHEAD FIXED RATE | MEWBOURNE OIL COMPANY | 2,095.48 | 0.051908860 | 108.77 |
| Total Intangible Well Cost Cost | | 6,024.51 | | 312.72 |
| <u>Equipment Beyond Wellhead</u> | | | | |
| LINE PIPE-GAS GATHERING | MEWBOURNE OIL COMPANY | 4,540.25 | 0.051908860 | 235.68 |
| LINE PIPE-GAS GATHERING | MEWBOURNE OIL COMPANY | 4,953.00 | 0.051908860 | 257.10 |
| METERING EQUIPMENT | MEWBOURNE OIL COMPANY | 10,820.00 | 0.051908860 | 561.66 |
| Total Equipment Beyond Wellhead Cost | | 20,313.25 | | 1,054.44 |
| 62774000-20 SUBTOTAL | | 26,337.76 | 1,367.16 | |
| PROPERTY: 62774000 62774000-30 IBEX 10 B3MD FED COM 1H | | | | |
| <u>Lease Operating Expense</u> | | | | |
| COMPRESSOR MAINTENANCE | G&A FABRICATION LLC | 192.74 | 0.051908860 | 10.01 |
| COMPRESSOR MAINTENANCE | G&A FABRICATION LLC | 748.60 | 0.051908860 | 38.86 |
| FUEL, POWER & ELECTRICAL | XCEL ENERGY | 666.08 | 0.051908860 | 34.58 |

06-01-2020

228

MEWBOURNE OIL COMPANY

Page 6

TOM M RAGSDALE
400 N SAM HOUSTON PARKWAY EAST
SUITE 601
HOUSTON, TX 77060

INVOICE NO.: 202005-22849

INVOICE DATE: 5-31-2020

OWNER: 035904-1

BILLING FOR: May 2020

| REFERENCE/DESCRIPTION OF CHARGES | | GROSS CHARGES | WORKING INTEREST | NET CHARGE |
|---|---------------------------|------------------|---------------------|---------------|
| LEASE MAINTENANCE | GARNER PUMP & SUPPLY INC | 27.02 | 0.051908860 | 1.40 |
| LEASE MAINTENANCE | AMERICAN MILLENNIUM COR | 37.27 | 0.051908860 | 1.93 |
| LEASE MAINTENANCE | K&S OILFIELD SUPPLIES LLC | 126.55 | 0.051908860 | 6.57 |
| LEASE MAINTENANCE | K&S OILFIELD SUPPLIES LLC | 13.56 | 0.051908860 | 0.70 |
| LEASE MAINTENANCE | PILOT THOMAS LOGISTICS LL | 24.15 | 0.051908860 | 1.26 |
| LEASE MAINTENANCE | INGRAM PROFESSIONAL SERV | 22.28 | 0.051908860 | 1.16 |
| LEASE MAINTENANCE | INGRAM PROFESSIONAL SERV | 322.29 | 0.051908860 | 16.73 |
| LEASE MAINTENANCE | INGRAM PROFESSIONAL SERV | 183.68 | 0.051908860 | 9.53 |
| LEASE MAINTENANCE | TANKLOGIX LLC | 9.08 | 0.051908860 | 0.48 |
| LEASE MAINTENANCE | TANKLOGIX LLC | 18.15 | 0.051908860 | 0.94 |
| LEASE MAINTENANCE | MEWBOURNE OIL COMPANY | 713.00 | 0.051908860 | 37.01 |
| MISCELLANEOUS EQUIPMENT RENTAL | MEWBOURNE OIL COMPANY | 205.80 | 0.051908860 | 10.68 |
| OVERHEAD-FIXED RATE | MEWBOURNE OIL COMPANY | 881.16 | 0.051908860 | 45.74 |
| PRIME MOVER MAINTENANCE | HR COMPRESSION & SERVICE | 319.42 | 0.051908860 | 16.58 |
| PUMPING | MEWBOURNE OIL COMPANY | 875.00 | 0.051908860 | 45.42 |
| PUMPING | MEWBOURNE OIL COMPANY | 656.25 | 0.051908860 | 34.06 |
| SALT WATER DISPOSAL | OWL SWD OPERATING LLC | 10,479.44 | 0.051908860 | 543.98 |
| SALT WATER DISPOSAL | NGL WATER SOLUTIONS PERM | 844.97 | 0.051908860 | 43.86 |
| SALT WATER DISPOSAL | LIMESTONE BASIN PROPERTIE | 689.78 | 0.051908860 | 35.81 |
| WELL/LEASE INSURANCE | LOCKTON COMPANIES LLC | 673.50 | 0.051908860 | 34.96 |
| Total Lease Operating Expense Cost | | 18,729.77 | | 972.25 |
| 62774000-30 SUBTOTAL | | 18,729.77 | 972.25 | |
| PROPERTY 62774000 TOTAL | | 51,092.05 | 2,652.14 | |
| PROPERTY: 62775000 62775000-20 IBEX 10 B3NC FED COM 1H | | | | |
| <u>Equipment Beyond Wellhead</u> | | | | |
| LINE PIPE-GAS GATHERING | MEWBOURNE OIL COMPANY | 1,651.00 | 0.051908860 | 85.70 |
| Total Equipment Beyond Wellhead Cost | | 1,651.00 | | 85.70 |
| 62775000-20 SUBTOTAL | | 1,651.00 | 85.70 | |
| PROPERTY: 62775000 62775000-30 IBEX 10 B3NC FED COM 1H | | | | |
| <u>Lease Operating Expense</u> | | | | |
| COMPANY SUPERVISION | MEWBOURNE OIL COMPANY | 1,300.00 | 0.051908860 | 67.48 |
| COMPRESSOR MAINTENANCE | G&A FABRICATION LLC | 192.75 | 0.051908860 | 10.01 |
| COMPRESSOR MAINTENANCE | G&A FABRICATION LLC | 748.68 | 0.051908860 | 38.86 |
| FUEL, POWER & ELECTRICAL | XCEL ENERGY | 733.94 | 0.051908860 | 38.10 |
| LEASE MAINTENANCE | GARNER PUMP & SUPPLY INC | 27.02 | 0.051908860 | 1.40 |
| LEASE MAINTENANCE | AMERICAN MILLENNIUM COR | 37.27 | 0.051908860 | 1.93 |
| LEASE MAINTENANCE | K&S OILFIELD SUPPLIES LLC | 126.61 | 0.051908860 | 6.57 |
| LEASE MAINTENANCE | K&S OILFIELD SUPPLIES LLC | 13.56 | 0.051908860 | 0.70 |
| LEASE MAINTENANCE | CARLSBAD AUTOMATION SER | 1,257.52 | 0.051908860 | 65.28 |
| LEASE MAINTENANCE | PILOT THOMAS LOGISTICS LL | 25.55 | 0.051908860 | 1.33 |

06-01-2020

229

MEWBOURNE OIL COMPANY

Page 7

TOM M RAGSDALE
400 N SAM HOUSTON PARKWAY EAST
SUITE 601
HOUSTON, TX 77060

INVOICE NO.: 202005-22849

INVOICE DATE: 5-31-2020

OWNER: 035904-1

BILLING FOR: May 2020

| REFERENCE/DESCRIPTION OF CHARGES | | GROSS CHARGES | WORKING INTEREST | NET CHARGE |
|---|----------------------------|------------------|---------------------|---------------|
| LEASE MAINTENANCE | INGRAM PROFESSIONAL SERV | 23.56 | 0.051908860 | 1.22 |
| LEASE MAINTENANCE | INGRAM PROFESSIONAL SERV | 322.31 | 0.051908860 | 16.73 |
| LEASE MAINTENANCE | INGRAM PROFESSIONAL SERV | 194.30 | 0.051908860 | 10.09 |
| LEASE MAINTENANCE | TANKLOGIX LLC | 9.60 | 0.051908860 | 0.50 |
| LEASE MAINTENANCE | TANKLOGIX LLC | 19.20 | 0.051908860 | 1.00 |
| LEASE MAINTENANCE | AY TRUCKING INC | 441.53 | 0.051908860 | 22.92 |
| LEASE MAINTENANCE | MEWBOURNE OIL COMPANY | 705.25 | 0.051908860 | 36.61 |
| MISCELLANEOUS EQUIPMENT RENTAL | MEWBOURNE OIL COMPANY | 205.80 | 0.051908860 | 10.68 |
| OVERHEAD-FIXED RATE | MEWBOURNE OIL COMPANY | 881.16 | 0.051908860 | 45.74 |
| PRIME MOVER MAINTENANCE | HR COMPRESSION & SERVICE | 319.43 | 0.051908860 | 16.58 |
| PUMPING | MEWBOURNE OIL COMPANY | 875.00 | 0.051908860 | 45.42 |
| PUMPING | MEWBOURNE OIL COMPANY | 656.25 | 0.051908860 | 34.07 |
| SALT WATER DISPOSAL | OWL SWD OPERATING LLC | 7,665.88 | 0.051908860 | 397.93 |
| SALT WATER DISPOSAL | NGL WATER SOLUTIONS PERM | 893.96 | 0.051908860 | 46.40 |
| SALT WATER DISPOSAL | LIMESTONE BASIN PROPERTIE | 504.61 | 0.051908860 | 26.19 |
| WELL/LEASE INSURANCE | LOCKTON COMPANIES LLC | 673.50 | 0.051908860 | 34.96 |
| Total Lease Operating Expense Cost | | 18,854.24 | | 978.70 |
| 62775000-30 SUBTOTAL | | 18,854.24 | 978.70 | |
| PROPERTY 62775000 TOTAL | | 20,505.24 | 1,064.40 | |
| PROPERTY: 62776000 62776000-20 IBEX 10 B3OB FED COM 1H | | | | |
| <u>Equipment Beyond Wellhead</u> | | | | |
| LINE PIPE-GAS GATHERING | MEWBOURNE OIL COMPANY | 2,889.25 | 0.031093200 | 89.84 |
| LINE PIPE-GAS GATHERING | MEWBOURNE OIL COMPANY | 3,302.00 | 0.031093200 | 102.67 |
| METERING EQUIPMENT | MEWBOURNE OIL COMPANY | 10,820.00 | 0.031093200 | 336.42 |
| Total Equipment Beyond Wellhead Cost | | 17,011.25 | | 528.93 |
| 62776000-20 SUBTOTAL | | 17,011.25 | 528.93 | |
| PROPERTY: 62776000 62776000-30 IBEX 10 B3OB FED COM 1H | | | | |
| <u>Lease Operating Expense</u> | | | | |
| CONTRACT SUPERVISION | PACE OILFIELD SERVICES INC | 423.87 | 0.031093200 | 13.18 |
| CONTRACT SUPERVISION | PACE OILFIELD SERVICES INC | 157.14 | 0.031093200 | 4.89 |
| CONTRACT SUPERVISION | PACE OILFIELD SERVICES INC | 40.27 | 0.031093200 | 1.25 |
| FUEL, POWER & ELECTRICAL | XCEL ENERGY | 668.89 | 0.031093200 | 20.79 |
| LEASE MAINTENANCE | GARNER PUMP & SUPPLY INC | 27.03 | 0.031093200 | 0.84 |
| LEASE MAINTENANCE | AMERICAN MILLENNIUM COR | 25.70 | 0.031093200 | 0.80 |
| LEASE MAINTENANCE | K&S OILFIELD SUPPLIES LLC | 126.63 | 0.031093200 | 3.94 |
| LEASE MAINTENANCE | K&S OILFIELD SUPPLIES LLC | 13.56 | 0.031093200 | 0.42 |
| LEASE MAINTENANCE | PILOT THOMAS LOGISTICS LL | 24.50 | 0.031093200 | 0.76 |
| LEASE MAINTENANCE | INGRAM PROFESSIONAL SERV | 22.60 | 0.031093200 | 0.70 |
| LEASE MAINTENANCE | INGRAM PROFESSIONAL SERV | 186.33 | 0.031093200 | 5.79 |
| LEASE MAINTENANCE | TANKLOGIX LLC | 9.20 | 0.031093200 | 0.29 |

06-01-2020

230

MEWBOURNE OIL COMPANY

Page 8

TOM M RAGSDALE
400 N SAM HOUSTON PARKWAY EAST
SUITE 601
HOUSTON, TX 77060

INVOICE NO.: 202005-22849

INVOICE DATE: 5-31-2020

OWNER: 035904-1

BILLING FOR: May 2020

| REFERENCE/DESCRIPTION OF CHARGES | | GROSS CHARGES | WORKING INTEREST | NET CHARGE |
|--|---------------------------|------------------|---------------------|---------------|
| LEASE MAINTENANCE | TANKLOGIX LLC | 18.42 | 0.031093200 | 0.57 |
| LEASE MAINTENANCE | MEWBOURNE OIL COMPANY | 651.00 | 0.031093200 | 20.24 |
| MISCELLANEOUS EQUIPMENT RENTAL | MEWBOURNE OIL COMPANY | 205.80 | 0.031093200 | 6.40 |
| OVERHEAD-FIXED RATE | MEWBOURNE OIL COMPANY | 881.16 | 0.031093200 | 27.40 |
| PUMPING | MEWBOURNE OIL COMPANY | 875.00 | 0.031093200 | 27.21 |
| PUMPING | MEWBOURNE OIL COMPANY | 656.25 | 0.031093200 | 20.40 |
| SALT WATER DISPOSAL | OWL SWD OPERATING LLC | 6,033.50 | 0.031093200 | 187.60 |
| SALT WATER DISPOSAL | NGL WATER SOLUTIONS PERM | 857.22 | 0.031093200 | 26.65 |
| SALT WATER DISPOSAL | LIMESTONE BASIN PROPERTIE | 397.14 | 0.031093200 | 12.35 |
| WELL/LEASE INSURANCE | LOCKTON COMPANIES LLC | 673.50 | 0.031093200 | 20.94 |
| Total Lease Operating Expense Cost | | 12,974.71 | | 403.41 |
| 62776000-30 SUBTOTAL | | 12,974.71 | 403.41 | |
| PROPERTY 62776000 TOTAL | | 29,985.96 | 932.34 | |
| PROPERTY: 62906000 62906000-20 GAZELLE 22 B2MD FED COM 2H | | | | |
| <u>Equipment Beyond Wellhead</u> | | | | |
| LINE PIPE-GAS GATHERING | MEWBOURNE OIL COMPANY | 1,651.00 | 0.195498190 | 322.76 |
| METERING EQUIPMENT | MEWBOURNE OIL COMPANY | 5,410.00 | 0.195498190 | 1,057.64 |
| Total Equipment Beyond Wellhead Cost | | 7,061.00 | | 1,380.40 |
| 62906000-20 SUBTOTAL | | 7,061.00 | 1,380.40 | |
| PROPERTY: 62906000 62906000-30 GAZELLE 22 B2MD FED COM 2H | | | | |
| <u>Lease Operating Expense</u> | | | | |
| COMPANY SUPERVISION | MEWBOURNE OIL COMPANY | 325.00 | 0.195498190 | 63.54 |
| COMPANY SUPERVISION | MEWBOURNE OIL COMPANY | 1,079.00 | 0.195498190 | 210.94 |
| COMPRESSOR RENTAL/SERVICES | NATURAL GAS SERVICES GRO | 2,475.48 | 0.195498190 | 483.95 |
| FUEL, POWER & ELECTRICAL | XCEL ENERGY | 395.31 | 0.195498190 | 77.27 |
| LEASE MAINTENANCE | GAS WELL SERVICES INC | 337.74 | 0.195498190 | 66.03 |
| LEASE MAINTENANCE | GARNER PUMP & SUPPLY INC | 27.04 | 0.195498190 | 5.29 |
| LEASE MAINTENANCE | AMERICAN MILLENNIUM COR | 18.54 | 0.195498190 | 3.62 |
| LEASE MAINTENANCE | K&S OILFIELD SUPPLIES LLC | 126.52 | 0.195498190 | 24.73 |
| LEASE MAINTENANCE | K&S OILFIELD SUPPLIES LLC | 13.57 | 0.195498190 | 2.66 |
| LEASE MAINTENANCE | CARLSBAD AUTOMATION SER | 128.85 | 0.195498190 | 25.19 |
| LEASE MAINTENANCE | PILOT THOMAS LOGISTICS LL | 13.30 | 0.195498190 | 2.60 |
| LEASE MAINTENANCE | INGRAM PROFESSIONAL SERV | 12.28 | 0.195498190 | 2.40 |
| LEASE MAINTENANCE | INGRAM PROFESSIONAL SERV | 101.12 | 0.195498190 | 19.77 |
| LEASE MAINTENANCE | TANKLOGIX LLC | 5.00 | 0.195498190 | 0.98 |
| LEASE MAINTENANCE | TANKLOGIX LLC | 10.00 | 0.195498190 | 1.96 |
| LEASE MAINTENANCE | MEWBOURNE OIL COMPANY | 387.50 | 0.195498190 | 75.76 |
| LEASE MAINTENANCE | MEWBOURNE OIL COMPANY | 387.50 | 0.195498190 | 75.76 |
| MISCELLANEOUS EQUIPMENT RENTAL | MEWBOURNE OIL COMPANY | 205.80 | 0.195498190 | 40.24 |
| OVERHEAD-FIXED RATE | MEWBOURNE OIL COMPANY | 881.16 | 0.195498190 | 172.27 |

06-01-2020

231

MEWBOURNE OIL COMPANY

Page 9

TOM M RAGSDALE
400 N SAM HOUSTON PARKWAY EAST
SUITE 601
HOUSTON, TX 77060

INVOICE NO.: 202005-22849

INVOICE DATE: 5-31-2020

OWNER: 035904-1

BILLING FOR: May 2020

| REFERENCE/DESCRIPTION OF CHARGES | | GROSS CHARGES | WORKING INTEREST | NET CHARGE |
|--|-----------------------------|------------------|------------------|------------|
| PUMPING | MEWBOURNE OIL COMPANY | 875.00 | 0.195498190 | 171.06 |
| PUMPING | MEWBOURNE OIL COMPANY | 656.25 | 0.195498190 | 128.30 |
| SALT WATER DISPOSAL | OWL SWD OPERATING LLC | 3,557.97 | 0.195498190 | 695.57 |
| SALT WATER DISPOSAL | NGL WATER SOLUTIONS PERM | 465.35 | 0.195498190 | 90.97 |
| SALT WATER DISPOSAL | LIMESTONE BASIN PROPERTIE | 234.22 | 0.195498190 | 45.80 |
| WELL/LEASE INSURANCE | LOCKTON COMPANIES LLC | 673.50 | 0.195498190 | 131.66 |
| Total Lease Operating Expense Cost | | 13,393.00 | | 2,618.32 |
| 62906000-30 SUBTOTAL | | 13,393.00 | 2,618.32 | |
| PROPERTY 62906000 TOTAL | | 20,454.00 | 3,998.72 | |
| PROPERTY: 62915000 62915000-20 CREEDENCE 21/16 W0ED ST COM 2H | | | | |
| <u>Equipment Beyond Wellhead</u> | | | | |
| LINE PIPE-GAS GATHERING | MEWBOURNE OIL COMPANY | 2,889.25 | 0.006363620 | 18.39 |
| METERING EQUIPMENT | MEWBOURNE OIL COMPANY | 10,820.00 | 0.006363620 | 68.86 |
| SEPARATION EQUIPMENT | MEWBOURNE OIL COMPANY | 2,562.42 | 0.006363620 | 16.31 |
| SURFACE PUMPS & PRIME MOVERS | MEWBOURNE OIL COMPANY | 8,488.75 | 0.006363620 | 54.02 |
| Total Equipment Beyond Wellhead Cost | | 24,760.42 | | 157.58 |
| 62915000-20 SUBTOTAL | | 24,760.42 | 157.58 | |
| PROPERTY: 62915000 62915000-30 CREEDENCE 21/16 W0ED ST COM 2H | | | | |
| <u>Lease Operating Expense</u> | | | | |
| COMPANY SUPERVISION | MEWBOURNE OIL COMPANY | 650.00 | 0.006363620 | 4.14 |
| COMPANY SUPERVISION | MEWBOURNE OIL COMPANY | 325.00 | 0.006363620 | 2.07 |
| COMPANY SUPERVISION | MEWBOURNE OIL COMPANY | 650.00 | 0.006363620 | 4.14 |
| COMPANY SUPERVISION | MEWBOURNE OIL COMPANY | 1,300.00 | 0.006363620 | 8.27 |
| COMPANY SUPERVISION | MEWBOURNE OIL COMPANY | 650.00 | 0.006363620 | 4.14 |
| COMPANY SUPERVISION | MEWBOURNE OIL COMPANY | 650.00 | 0.006363620 | 4.14 |
| COMPRESSOR MAINTENANCE | AUTOMATED WELLHEAD COM | 741.71 | 0.006363620 | 4.72 |
| COMPRESSOR MAINTENANCE | AUTOMATED WELLHEAD COM | 178.72 | 0.006363620 | 1.14 |
| COMPRESSOR RENTAL/SERVICES | TFH LTD CO | 240.33 | 0.006363620 | 1.53 |
| COMPRESSOR RENTAL/SERVICES | D&H TRUCKING | 1,773.46 | 0.006363620 | 11.29 |
| COMPRESSOR RENTAL/SERVICES | D&H TRUCKING | 569.62 | 0.006363620 | 3.62 |
| CONTRACT SUPERVISION | TURNCO ENTERPRISES LLC | 2,824.48 | 0.006363620 | 17.97 |
| CONTRACT SUPERVISION | TURNCO ENTERPRISES LLC | 1,613.99 | 0.006363620 | 10.27 |
| LEASE MAINTENANCE | AMERICAN MILLENNIUM COR | 16.61 | 0.006363620 | 0.11 |
| LEASE MAINTENANCE | INGRAM PROFESSIONAL SERV | 160.94 | 0.006363620 | 1.02 |
| LEASE MAINTENANCE | TRINITY OILFIELD SERVICES & | 264.89 | 0.006363620 | 1.69 |
| LEASE MAINTENANCE | TRINITY OILFIELD SERVICES & | 317.87 | 0.006363620 | 2.02 |
| LEASE MAINTENANCE | TRINITY OILFIELD SERVICES & | 309.92 | 0.006363620 | 1.97 |
| LEASE MAINTENANCE | QATAR LLC | 16.14 | 0.006363620 | 0.10 |
| LEASE MAINTENANCE | QATAR LLC | 80.73 | 0.006363620 | 0.51 |
| LEASE MAINTENANCE | QATAR LLC | 96.88 | 0.006363620 | 0.62 |

06-01-2020

232

MEWBOURNE OIL COMPANY

Page 10

TOM M RAGSDALE
400 N SAM HOUSTON PARKWAY EAST
SUITE 601
HOUSTON, TX 77060

INVOICE NO.: 202005-22849

INVOICE DATE: 5-31-2020

OWNER: 035904-1

BILLING FOR: May 2020

| REFERENCE/DESCRIPTION OF CHARGES | | GROSS CHARGES | WORKING INTEREST | NET CHARGE |
|--|-------------------------|-------------------|---------------------|----------------|
| LEASE MAINTENANCE | QATAR LLC | 161.46 | 0.006363620 | 1.03 |
| LEASE MAINTENANCE | MEWBOURNE OIL COMPANY | 387.50 | 0.006363620 | 2.47 |
| LEASE MAINTENANCE | MEWBOURNE OIL COMPANY | 255.75 | 0.006363620 | 1.63 |
| LEASE MAINTENANCE | MEWBOURNE OIL COMPANY | 387.50 | 0.006363620 | 2.47 |
| LEASE MAINTENANCE | AMERICAWEST ENERGY SERV | 375.00 | 0.006363620 | 2.39 |
| MISCELLANEOUS EQUIPMENT RENTAL | MEWBOURNE OIL COMPANY | 3,000.00 | 0.006363620 | 19.09 |
| OVERHEAD-FIXED RATE | MEWBOURNE OIL COMPANY | 881.16 | 0.006363620 | 5.61 |
| PUMPING | MEWBOURNE OIL COMPANY | 875.00 | 0.006363620 | 5.57 |
| PUMPING | MEWBOURNE OIL COMPANY | 656.25 | 0.006363620 | 4.18 |
| SALT WATER DISPOSAL | MEWBOURNE OIL COMPANY | 17,378.53 | 0.006363620 | 110.59 |
| WELL/LEASE INSURANCE | LOCKTON COMPANIES LLC | 673.50 | 0.006363620 | 4.29 |
| Total Lease Operating Expense Cost | | 38,462.94 | | 244.80 |
| 62915000-30 SUBTOTAL | | 38,462.94 | 244.80 | |
| PROPERTY 62915000 TOTAL | | 63,223.36 | 402.38 | |
| 62915000PREPAYMENTS | | | | -402.38 |
| PROPERTY: 62916000 62916000-10 CREEDENCE 21/16 W1ED ST COM 1H | | | | |
| <u>Tangible Well Cost</u> | | | | |
| DRILLING HEAD | CAMERON INTERNATIONAL | -34,316.70 | 0.006363620 | -218.38 |
| Total Tangible Well Cost Cost | | -34,316.70 | | -218.38 |
| 62916000-10 SUBTOTAL | | -34,316.70 | -218.38 | |
| PROPERTY: 62916000 62916000-20 CREEDENCE 21/16 W1ED ST COM 1H | | | | |
| <u>Equipment Beyond Wellhead</u> | | | | |
| LINE PIPE-GAS GATHERING | MEWBOURNE OIL COMPANY | 2,889.25 | 0.006363620 | 18.39 |
| METERING EQUIPMENT | MEWBOURNE OIL COMPANY | 10,820.00 | 0.006363620 | 68.86 |
| SEPARATION EQUIPMENT | MEWBOURNE OIL COMPANY | 2,562.42 | 0.006363620 | 16.31 |
| SURFACE PUMPS & PRIME MOVERS | MEWBOURNE OIL COMPANY | 8,488.75 | 0.006363620 | 54.02 |
| Total Equipment Beyond Wellhead Cost | | 24,760.42 | | 157.58 |
| 62916000-20 SUBTOTAL | | 24,760.42 | 157.58 | |
| PROPERTY: 62916000 62916000-30 CREEDENCE 21/16 W1ED ST COM 1H | | | | |
| <u>Lease Operating Expense</u> | | | | |
| COMPANY SUPERVISION | MEWBOURNE OIL COMPANY | 650.00 | 0.006363620 | 4.14 |
| COMPANY SUPERVISION | MEWBOURNE OIL COMPANY | 325.00 | 0.006363620 | 2.07 |
| COMPANY SUPERVISION | MEWBOURNE OIL COMPANY | 650.00 | 0.006363620 | 4.14 |
| COMPANY SUPERVISION | MEWBOURNE OIL COMPANY | 1,300.00 | 0.006363620 | 8.27 |
| COMPANY SUPERVISION | MEWBOURNE OIL COMPANY | 650.00 | 0.006363620 | 4.14 |
| COMPANY SUPERVISION | MEWBOURNE OIL COMPANY | 650.00 | 0.006363620 | 4.14 |
| COMPANY SUPERVISION | MEWBOURNE OIL COMPANY | 650.00 | 0.006363620 | 4.14 |
| COMPRESSOR MAINTENANCE | AUTOMATED WELLHEAD COM | 741.71 | 0.006363620 | 4.72 |
| COMPRESSOR MAINTENANCE | AUTOMATED WELLHEAD COM | 178.69 | 0.006363620 | 1.14 |

06-01-2020

233

MEWBOURNE OIL COMPANY

Page 11

TOM M RAGSDALE
400 N SAM HOUSTON PARKWAY EAST
SUITE 601
HOUSTON, TX 77060

INVOICE NO.: 202005-22849

INVOICE DATE: 5-31-2020

OWNER: 035904-1

BILLING FOR: May 2020

| REFERENCE/DESCRIPTION OF CHARGES | | GROSS CHARGES | WORKING INTEREST | NET CHARGE |
|--|-----------------------------|------------------|---------------------|----------------|
| COMPRESSOR RENTAL/SERVICES | TFH LTD CO | 240.32 | 0.006363620 | 1.53 |
| COMPRESSOR RENTAL/SERVICES | D&H TRUCKING | 1,773.47 | 0.006363620 | 11.29 |
| COMPRESSOR RENTAL/SERVICES | D&H TRUCKING | 569.66 | 0.006363620 | 3.63 |
| CONTRACT SUPERVISION | TURNCO ENTERPRISES LLC | 2,824.52 | 0.006363620 | 17.97 |
| CONTRACT SUPERVISION | TURNCO ENTERPRISES LLC | 1,614.01 | 0.006363620 | 10.27 |
| LEASE MAINTENANCE | AMERICAN MILLENNIUM COR | 16.61 | 0.006363620 | 0.11 |
| LEASE MAINTENANCE | INGRAM PROFESSIONAL SERV | 160.91 | 0.006363620 | 1.02 |
| LEASE MAINTENANCE | TRINITY OILFIELD SERVICES & | 264.90 | 0.006363620 | 1.69 |
| LEASE MAINTENANCE | TRINITY OILFIELD SERVICES & | 317.88 | 0.006363620 | 2.02 |
| LEASE MAINTENANCE | TRINITY OILFIELD SERVICES & | 309.93 | 0.006363620 | 1.97 |
| LEASE MAINTENANCE | QATAR LLC | 16.15 | 0.006363620 | 0.10 |
| LEASE MAINTENANCE | QATAR LLC | 80.74 | 0.006363620 | 0.51 |
| LEASE MAINTENANCE | QATAR LLC | 96.88 | 0.006363620 | 0.62 |
| LEASE MAINTENANCE | QATAR LLC | 161.47 | 0.006363620 | 1.03 |
| LEASE MAINTENANCE | MEWBOURNE OIL COMPANY | 193.75 | 0.006363620 | 1.23 |
| LEASE MAINTENANCE | AMERICAWEST ENERGY SERV | 375.00 | 0.006363620 | 2.39 |
| MISCELLANEOUS EQUIPMENT RENTAL | MEWBOURNE OIL COMPANY | 3,000.00 | 0.006363620 | 19.09 |
| OVERHEAD-FIXED RATE | MEWBOURNE OIL COMPANY | 881.16 | 0.006363620 | 5.61 |
| PUMPING | MEWBOURNE OIL COMPANY | 875.00 | 0.006363620 | 5.57 |
| PUMPING | MEWBOURNE OIL COMPANY | 656.25 | 0.006363620 | 4.18 |
| SALT WATER DISPOSAL | MEWBOURNE OIL COMPANY | 21,837.47 | 0.006363620 | 138.97 |
| WELL/LEASE INSURANCE | LOCKTON COMPANIES LLC | 673.50 | 0.006363620 | 4.29 |
| Total Lease Operating Expense Cost | | 42,734.98 | | 271.99 |
| 62916000-30 SUBTOTAL | | 42,734.98 | 271.99 | |
| PROPERTY 62916000 TOTAL | | 33,178.70 | 211.19 | |
| 62916000PREPAYMENTS | | | | -211.19 |
| PROPERTY: 62958000 62958000-20 GAZELLE 22 B3MD FED COM 1H | | | | |
| <u>Equipment Beyond Wellhead</u> | | | | |
| LINE PIPE-GAS GATHERING | MEWBOURNE OIL COMPANY | 825.50 | 0.195498190 | 161.39 |
| Total Equipment Beyond Wellhead Cost | | 825.50 | | 161.39 |
| 62958000-20 SUBTOTAL | | 825.50 | 161.39 | |
| PROPERTY: 62958000 62958000-30 GAZELLE 22 B3MD FED COM 1H | | | | |
| <u>Lease Operating Expense</u> | | | | |
| COMPANY SUPERVISION | MEWBOURNE OIL COMPANY | 325.00 | 0.195498190 | 63.54 |
| COMPANY SUPERVISION | MEWBOURNE OIL COMPANY | 1,092.00 | 0.195498190 | 213.48 |
| COMPANY SUPERVISION | MEWBOURNE OIL COMPANY | 1,300.00 | 0.195498190 | 254.15 |
| COMPRESSOR RENTAL/SERVICES | KODIAK GAS SERVICES LLC | 4,528.98 | 0.195498190 | 885.41 |
| FUEL, POWER & ELECTRICAL | XCEL ENERGY | 436.20 | 0.195498190 | 85.27 |
| LEASE MAINTENANCE | GAS WELL SERVICES INC | 337.74 | 0.195498190 | 66.03 |
| LEASE MAINTENANCE | GARNER PUMP & SUPPLY INC | 27.02 | 0.195498190 | 5.29 |

06-01-2020

234

MEWBOURNE OIL COMPANY

Page 12

TOM M RAGSDALE
400 N SAM HOUSTON PARKWAY EAST
SUITE 601
HOUSTON, TX 77060

INVOICE NO.: 202005-22849

INVOICE DATE: 5-31-2020

OWNER: 035904-1

BILLING FOR: May 2020

| REFERENCE/DESCRIPTION OF CHARGES | | GROSS CHARGES | WORKING INTEREST | NET CHARGE |
|------------------------------------|---------------------------|------------------|---------------------|---------------|
| LEASE MAINTENANCE | AMERICAN MILLENNIUM COR | 18.55 | 0.195498190 | 3.63 |
| LEASE MAINTENANCE | K&S OILFIELD SUPPLIES LLC | 126.64 | 0.195498190 | 24.75 |
| LEASE MAINTENANCE | K&S OILFIELD SUPPLIES LLC | 13.56 | 0.195498190 | 2.65 |
| LEASE MAINTENANCE | CARLSBAD AUTOMATION SER | 128.85 | 0.195498190 | 25.19 |
| LEASE MAINTENANCE | PILOT THOMAS LOGISTICS LL | 17.50 | 0.195498190 | 3.42 |
| LEASE MAINTENANCE | INGRAM PROFESSIONAL SERV | 16.14 | 0.195498190 | 3.15 |
| LEASE MAINTENANCE | INGRAM PROFESSIONAL SERV | 133.10 | 0.195498190 | 26.02 |
| LEASE MAINTENANCE | TANKLOGIX LLC | 6.58 | 0.195498190 | 1.28 |
| LEASE MAINTENANCE | TANKLOGIX LLC | 13.16 | 0.195498190 | 2.58 |
| LEASE MAINTENANCE | MEWBOURNE OIL COMPANY | 775.00 | 0.195498190 | 151.51 |
| LEASE MAINTENANCE | MEWBOURNE OIL COMPANY | 387.50 | 0.195498190 | 75.76 |
| LEASE MAINTENANCE | MEWBOURNE OIL COMPANY | 775.00 | 0.195498190 | 151.51 |
| MISCELLANEOUS EQUIPMENT RENTAL | MEWBOURNE OIL COMPANY | 205.80 | 0.195498190 | 40.24 |
| OVERHEAD-FIXED RATE | MEWBOURNE OIL COMPANY | 881.16 | 0.195498190 | 172.27 |
| PUMPING | MEWBOURNE OIL COMPANY | 875.00 | 0.195498190 | 171.06 |
| PUMPING | MEWBOURNE OIL COMPANY | 656.25 | 0.195498190 | 128.30 |
| SALT WATER DISPOSAL | OWL SWD OPERATING LLC | 4,696.61 | 0.195498190 | 918.18 |
| SALT WATER DISPOSAL | NGL WATER SOLUTIONS PERM | 612.30 | 0.195498190 | 119.71 |
| SALT WATER DISPOSAL | LIMESTONE BASIN PROPERTIE | 309.17 | 0.195498190 | 60.45 |
| WELL/LEASE INSURANCE | LOCKTON COMPANIES LLC | 673.50 | 0.195498190 | 131.66 |
| Total Lease Operating Expense Cost | | 19,368.31 | | 3,786.49 |

62958000-30 SUBTOTAL

19,368.31

3,786.49

PROPERTY 62958000 TOTAL

20,193.81

3,947.88

PROPERTY: 72185000 72185000-10 CREEDENCE 21/16 W0FC ST COM 4H

Intangible Well Cost

| | | | | |
|------------------------------|----------------------------|-----------|-------------|--------|
| COMPANY SUPERVISION | MEWBOURNE OIL COMPANY | 325.00 | 0.006363620 | 2.07 |
| EQUIPMENT RENTAL | STONE RENTALS II LLC | 1,287.00 | 0.006363620 | 8.19 |
| EQUIPMENT RENTAL | D WEBB INDUSTRIES LLC | 401.26 | 0.006363620 | 2.55 |
| INSPECTION & REPAIR SERVICES | PATTERSON-UTI DRILLING CO | 61,385.21 | 0.006363620 | 390.63 |
| INSPECTION & REPAIR SERVICES | DNOW LP | 2,372.93 | 0.006363620 | 15.10 |
| INSPECTION & REPAIR SERVICES | WELLBORE INTEGRITY SOLUT | 6,258.26 | 0.006363620 | 39.83 |
| LOCATION RESTORATION | STONE OILFIELD SERVICE INC | 623.40 | 0.006363620 | 3.97 |
| LOCATION RESTORATION | STONE OILFIELD SERVICE INC | 235.95 | 0.006363620 | 1.50 |
| LOCATION RESTORATION | STONE OILFIELD SERVICE INC | 396.83 | 0.006363620 | 2.53 |
| LOCATION RESTORATION | STONE OILFIELD SERVICE INC | 1,224.36 | 0.006363620 | 7.79 |
| LOCATION RESTORATION | R360 ENVIRONMENTAL SOLUT | 589.21 | 0.006363620 | 3.75 |
| MUD | QATAR LLC | 7,309.15 | 0.006363620 | 46.51 |
| MUD | BCNC OILFIELD SERVICES LLC | 1,829.94 | 0.006363620 | 11.65 |
| MUD | BCNC OILFIELD SERVICES LLC | 1,407.65 | 0.006363620 | 8.96 |
| RIG MOBILIZATION | PATTERSON-UTI DRILLING CO | 31,715.60 | 0.006363620 | 201.83 |
| RIG MOBILIZATION | WILBANKS TRUCKING SERVIC | 264.90 | 0.006363620 | 1.69 |

06-01-2020

235

MEWBOURNE OIL COMPANY

Page 13

TOM M RAGSDALE
400 N SAM HOUSTON PARKWAY EAST
SUITE 601
HOUSTON, TX 77060

INVOICE NO.: 202005-22849

INVOICE DATE: 5-31-2020

OWNER: 035904-1

BILLING FOR: May 2020

| REFERENCE/DESCRIPTION OF CHARGES | | GROSS CHARGES | WORKING INTEREST | NET CHARGE |
|--|-----------------------------|-------------------|------------------|------------|
| TRANSPORTATION | WILBANKS TRUCKING SERVIC | 476.80 | 0.006363620 | 3.03 |
| TRANSPORTATION | WILBANKS TRUCKING SERVIC | 264.00 | 0.006363620 | 1.68 |
| Total Intangible Well Cost Cost | | 118,367.45 | | 753.26 |
| 72185000-10 SUBTOTAL | | 118,367.45 | 753.26 | |
| PROPERTY: 72185000 72185000-20 CREEDENCE 21/16 W0FC ST COM 4H | | | | |
| <u>Intangible Well Cost</u> | | | | |
| COMPANY SUPERVISION | MEWBOURNE OIL COMPANY | 325.00 | 0.006363620 | 2.07 |
| EQUIPMENT RENTAL | TRIPLE T'S LINING LLC | 168.09 | 0.006363620 | 1.07 |
| TRANSPORTATION | GREEN'S PIPE SERVICE INC | 450.00 | 0.006363620 | 2.86 |
| TRANSPORTATION | GREEN'S PIPE SERVICE INC | 450.00 | 0.006363620 | 2.86 |
| TRANSPORTATION | GREEN'S PIPE SERVICE INC | 450.00 | 0.006363620 | 2.86 |
| TRANSPORTATION | GREEN'S PIPE SERVICE INC | 287.50 | 0.006363620 | 1.83 |
| TRANSPORTATION | GREEN'S PIPE SERVICE INC | 287.50 | 0.006363620 | 1.83 |
| WELDING & CONSTRUCTION | MEWBOURNE OIL COMPANY | 4,068.75 | 0.006363620 | 25.89 |
| Total Intangible Well Cost Cost | | 6,486.84 | | 41.27 |
| <u>Tangible Well Cost</u> | | | | |
| CASING (4.1" - 6.0") | SOONER PIPE LLC | -422.01 | 0.006363620 | -2.69 |
| CASING (4.1" - 6.0") | SOONER PIPE LLC | 1.28 | 0.006363620 | 0.01 |
| Total Tangible Well Cost Cost | | -420.73 | | -2.68 |
| <u>Equipment Beyond Wellhead</u> | | | | |
| ELECTRICAL INSTALLATIONS | INGRAM PROFESSIONAL SERV | 272.03 | 0.006363620 | 1.73 |
| MISC. VALVES & FITTINGS | GREEN'S PIPE SERVICE INC | 6,876.89 | 0.006363620 | 43.76 |
| MISC. VALVES & FITTINGS | GREEN'S PIPE SERVICE INC | 6,608.39 | 0.006363620 | 42.05 |
| MISC. VALVES & FITTINGS | GREEN'S PIPE SERVICE INC | 6,672.77 | 0.006363620 | 42.46 |
| MISC. VALVES & FITTINGS | GREEN'S PIPE SERVICE INC | 1,204.46 | 0.006363620 | 7.66 |
| MISC. VALVES & FITTINGS | GREEN'S PIPE SERVICE INC | 1,313.17 | 0.006363620 | 8.36 |
| MISC. VALVES & FITTINGS | CARLSBAD AUTOMATION SER | 1,940.37 | 0.006363620 | 12.35 |
| MISC. VALVES & FITTINGS | STANDARD OIL FIELD SUPPLY | 8.23 | 0.006363620 | 0.05 |
| MISC. VALVES & FITTINGS | AUTOMATED WELLHEAD COM | 3,441.87 | 0.006363620 | 21.90 |
| PRODUCTION EQUIP INSTALLATION | 7B ROUSTABOUT LLC | 2,290.00 | 0.006363620 | 14.57 |
| PRODUCTION EQUIP INSTALLATION | 7B ROUSTABOUT LLC | 2,352.50 | 0.006363620 | 14.97 |
| PRODUCTION EQUIP INSTALLATION | 7B ROUSTABOUT LLC | 2,287.50 | 0.006363620 | 14.56 |
| PRODUCTION EQUIP INSTALLATION | 7B ROUSTABOUT LLC | 660.00 | 0.006363620 | 4.20 |
| PRODUCTION EQUIP INSTALLATION | 7B ROUSTABOUT LLC | 2,310.00 | 0.006363620 | 14.70 |
| PRODUCTION EQUIP INSTALLATION | 7B ROUSTABOUT LLC | 2,295.00 | 0.006363620 | 14.60 |
| PRODUCTION EQUIP INSTALLATION | 7B ROUSTABOUT LLC | 1,703.75 | 0.006363620 | 10.84 |
| PRODUCTION EQUIP INSTALLATION | INGRAM PROFESSIONAL SERV | 544.36 | 0.006363620 | 3.46 |
| PRODUCTION EQUIP INSTALLATION | TRINITY OILFIELD SERVICES & | 105.96 | 0.006363620 | 0.67 |
| PRODUCTION EQUIP INSTALLATION | TRINITY OILFIELD SERVICES & | 317.88 | 0.006363620 | 2.02 |
| Total Equipment Beyond Wellhead Cost | | 43,205.13 | | 274.91 |

06-01-2020

236

MEWBOURNE OIL COMPANY

Page 14

TOM M RAGSDALE
400 N SAM HOUSTON PARKWAY EAST
SUITE 601
HOUSTON, TX 77060

INVOICE NO.: 202005-22849

INVOICE DATE: 5-31-2020

OWNER: 035904-1

BILLING FOR: May 2020

| REFERENCE/DESCRIPTION OF CHARGES | | GROSS CHARGES | WORKING INTEREST | NET CHARGE |
|--|----------------------------|-------------------|---------------------|------------------|
| 72185000-20 SUBTOTAL | | 49,271.24 | 313.50 | |
| PROPERTY 72185000 TOTAL | | 167,638.69 | 1,066.76 | |
| 72185000PREPAYMENTS | | | | -1,066.76 |
| PROPERTY: 72186000 72186000-10 CREEDENCE 21/16 W1FC ST COM 3H | | | | |
| <u>Intangible Well Cost</u> | | | | |
| CONTINGENCIES | YELLOWJACKET OILFIELD SEI | 11,060.10 | 0.006363620 | 70.38 |
| DIRECTIONAL SERVICES | ALTITUDE ENERGY PARTNER | -5,000.00 | 0.006363620 | -31.82 |
| EQUIPMENT RENTAL | STONE RENTALS II LLC | 1,930.50 | 0.006363620 | 12.29 |
| EQUIPMENT RENTAL | OIL PATCH GROUP INC | 3,120.00 | 0.006363620 | 19.85 |
| EQUIPMENT RENTAL | D WEBB INDUSTRIES LLC | 401.27 | 0.006363620 | 2.55 |
| INSPECTION & REPAIR SERVICES | PATTERSON-UTI DRILLING CO | 61,385.21 | 0.006363620 | 390.63 |
| INSPECTION & REPAIR SERVICES | DNOW LP | 2,372.93 | 0.006363620 | 15.10 |
| INSPECTION & REPAIR SERVICES | WELLBORE INTEGRITY SOLUT | 6,258.27 | 0.006363620 | 39.83 |
| LOCATION RESTORATION | STONE OILFIELD SERVICE INC | 623.38 | 0.006363620 | 3.97 |
| LOCATION RESTORATION | STONE OILFIELD SERVICE INC | 235.95 | 0.006363620 | 1.50 |
| LOCATION RESTORATION | STONE OILFIELD SERVICE INC | 396.82 | 0.006363620 | 2.53 |
| LOCATION RESTORATION | STONE OILFIELD SERVICE INC | 1,224.43 | 0.006363620 | 7.79 |
| LOCATION RESTORATION | R360 ENVIRONMENTAL SOLUT | 589.22 | 0.006363620 | 3.75 |
| MUD | QATAR LLC | 7,309.15 | 0.006363620 | 46.51 |
| MUD | BCNC OILFIELD SERVICES LLC | 1,829.96 | 0.006363620 | 11.65 |
| MUD | BCNC OILFIELD SERVICES LLC | 1,407.67 | 0.006363620 | 8.96 |
| RIG MOBILIZATION | PATTERSON-UTI DRILLING CO | 31,715.59 | 0.006363620 | 201.83 |
| RIG MOBILIZATION | WILBANKS TRUCKING SERVIC | 264.89 | 0.006363620 | 1.69 |
| TRANSPORTATION | HUGHES OILFIELD TRANSPOR | -815.21 | 0.006363620 | -5.19 |
| TRANSPORTATION | WILBANKS TRUCKING SERVIC | 476.81 | 0.006363620 | 3.03 |
| TRANSPORTATION | WILBANKS TRUCKING SERVIC | 264.00 | 0.006363620 | 1.68 |
| Total Intangible Well Cost Cost | | 127,050.94 | | 808.51 |
| 72186000-10 SUBTOTAL | | 127,050.94 | 808.51 | |
| PROPERTY: 72186000 72186000-20 CREEDENCE 21/16 W1FC ST COM 3H | | | | |
| <u>Intangible Well Cost</u> | | | | |
| COMPANY SUPERVISION | MEWBOURNE OIL COMPANY | 325.00 | 0.006363620 | 2.07 |
| EQUIPMENT RENTAL | TRIPLE T'S LINING LLC | 168.11 | 0.006363620 | 1.07 |
| TRANSPORTATION | GREEN'S PIPE SERVICE INC | 450.00 | 0.006363620 | 2.86 |
| TRANSPORTATION | GREEN'S PIPE SERVICE INC | 450.00 | 0.006363620 | 2.86 |
| TRANSPORTATION | GREEN'S PIPE SERVICE INC | 450.00 | 0.006363620 | 2.86 |
| TRANSPORTATION | GREEN'S PIPE SERVICE INC | 287.50 | 0.006363620 | 1.83 |
| TRANSPORTATION | GREEN'S PIPE SERVICE INC | 287.50 | 0.006363620 | 1.83 |
| WELDING & CONSTRUCTION | MEWBOURNE OIL COMPANY | 4,068.75 | 0.006363620 | 25.89 |
| Total Intangible Well Cost Cost | | 6,486.86 | | 41.27 |
| <u>Equipment Beyond Wellhead</u> | | | | |

06-01-2020

237

MEWBOURNE OIL COMPANY

Page 15

TOM M RAGSDALE
400 N SAM HOUSTON PARKWAY EAST
SUITE 601
HOUSTON, TX 77060

INVOICE NO.: 202005-22849

INVOICE DATE: 5-31-2020

OWNER: 035904-1

BILLING FOR: May 2020

| REFERENCE/DESCRIPTION OF CHARGES | | GROSS CHARGES | WORKING INTEREST | NET CHARGE |
|--------------------------------------|-----------------------------|------------------|---------------------|---------------|
| ELECTRICAL INSTALLATIONS | INGRAM PROFESSIONAL SERV | 272.08 | 0.006363620 | 1.73 |
| MISC. VALVES & FITTINGS | GREEN'S PIPE SERVICE INC | 6,876.90 | 0.006363620 | 43.76 |
| MISC. VALVES & FITTINGS | GREEN'S PIPE SERVICE INC | 6,608.39 | 0.006363620 | 42.05 |
| MISC. VALVES & FITTINGS | GREEN'S PIPE SERVICE INC | 6,672.77 | 0.006363620 | 42.46 |
| MISC. VALVES & FITTINGS | GREEN'S PIPE SERVICE INC | 1,204.47 | 0.006363620 | 7.66 |
| MISC. VALVES & FITTINGS | GREEN'S PIPE SERVICE INC | 1,313.18 | 0.006363620 | 8.36 |
| MISC. VALVES & FITTINGS | CARLSBAD AUTOMATION SER | 1,940.37 | 0.006363620 | 12.35 |
| MISC. VALVES & FITTINGS | STANDARD OIL FIELD SUPPLY | 8.23 | 0.006363620 | 0.05 |
| MISC. VALVES & FITTINGS | AUTOMATED WELLHEAD COM | 3,441.86 | 0.006363620 | 21.90 |
| PRODUCTION EQUIP INSTALLATION | 7B ROUSTABOUT LLC | 2,290.00 | 0.006363620 | 14.57 |
| PRODUCTION EQUIP INSTALLATION | 7B ROUSTABOUT LLC | 2,352.50 | 0.006363620 | 14.97 |
| PRODUCTION EQUIP INSTALLATION | 7B ROUSTABOUT LLC | 2,287.50 | 0.006363620 | 14.56 |
| PRODUCTION EQUIP INSTALLATION | 7B ROUSTABOUT LLC | 660.00 | 0.006363620 | 4.20 |
| PRODUCTION EQUIP INSTALLATION | 7B ROUSTABOUT LLC | 2,310.00 | 0.006363620 | 14.70 |
| PRODUCTION EQUIP INSTALLATION | 7B ROUSTABOUT LLC | 2,295.00 | 0.006363620 | 14.60 |
| PRODUCTION EQUIP INSTALLATION | 7B ROUSTABOUT LLC | 1,703.75 | 0.006363620 | 10.84 |
| PRODUCTION EQUIP INSTALLATION | INGRAM PROFESSIONAL SERV | 544.36 | 0.006363620 | 3.46 |
| PRODUCTION EQUIP INSTALLATION | TRINITY OILFIELD SERVICES & | 105.96 | 0.006363620 | 0.67 |
| PRODUCTION EQUIP INSTALLATION | TRINITY OILFIELD SERVICES & | 317.87 | 0.006363620 | 2.02 |
| Total Equipment Beyond Wellhead Cost | | 43,205.19 | | 274.91 |
| 72186000-20 SUBTOTAL | | 49,692.05 | 316.18 | |
| PROPERTY 72186000 TOTAL | | 176,742.99 | 1,124.69 | |
| 72186000PREPAYMENTS | | | | -1,124.69 |

06-01-2020

238

MEWBOURNE OIL COMPANY

MEWBOURNE OIL COMPANY
P O BOX 7698
TYLER, TX 75711-7698

TOM M RAGSDALE
400 N SAM HOUSTON PARKWAY EAST
SUITE 601
HOUSTON, TX 77060

INVOICE NO.: 202006-00692
INVOICE DATE: 6-30-2020
OWNER: 035904-1
BILLING FOR: June 2020

BALANCE FORWARD

76,195.56

| CURRENT PERIOD ADJUSTMENT | | | | AMOUNT |
|---|----------|-------------------|--------------|------------------|
| | | | | 0.00 |
| CURRENT CHARGES | | GROSS | INTEREST | NET |
| 62390000 - PRONGHORN 15 B3BO FED COM 1H | TIER: 30 | 24,115.56 | 0.0683747500 | 1,648.89 |
| 62391000 - PRONGHORN 15 B3CN FED COM 1H | TIER: 30 | 28,182.25 | 0.0683747500 | 1,926.99 |
| 62392000 - PRONGHORN 15 B3DM FED COM 1H | TIER: 30 | 17,316.53 | 0.0683747500 | 1,184.01 |
| 62774000 - IBEX 10 B3MD FED COM 1H | TIER: 30 | 14,821.53 | 0.0519088600 | 769.38 |
| 62775000 - IBEX 10 B3NC FED COM 1H | TIER: 30 | 25,425.44 | 0.0519088600 | 1,319.83 |
| 62776000 - IBEX 10 B3OB FED COM 1H | TIER: 30 | 29,091.36 | 0.0310932000 | 904.52 |
| 62906000 - GAZELLE 22 B2MD FED COM 2H | TIER: 30 | 25,885.75 | 0.1954981900 | 5,060.67 |
| 62907000 - GAZELLE 22 B2NC FED COM 2H | TIER: 20 | -2,500.92 | 0.0015248400 | -3.81 |
| 62907000 - GAZELLE 22 B2NC FED COM 2H | TIER: 30 | -83,357.50 | 0.0015248400 | -127.07 |
| 62915000 - CREEDENCE 21/16 W0ED ST COM 2H | TIER: 30 | 30,604.80 | 0.0063636200 | 194.77 |
| 62916000 - CREEDENCE 21/16 W1ED ST COM 1H | TIER: 30 | 29,828.79 | 0.0063636200 | 189.83 |
| 62958000 - GAZELLE 22 B3MD FED COM 1H | TIER: 30 | 19,750.94 | 0.1954981900 | 3,861.28 |
| 62959000 - GAZELLE 22 B3NC FED COM 1H | TIER: 20 | -2,675.54 | 0.0015248400 | -4.08 |
| 62959000 - GAZELLE 22 B3NC FED COM 1H | TIER: 30 | -74,763.59 | 0.0015248400 | -113.95 |
| 72185000 - CREEDENCE 21/16 W0FC ST COM 4H | TIER: 10 | 2,042.44 | 0.0063636200 | 12.99 |
| 72185000 - CREEDENCE 21/16 W0FC ST COM 4H | TIER: 20 | 119,358.43 | 0.0063636200 | 759.54 |
| 72185000 - CREEDENCE 21/16 W0FC ST COM 4H | TIER: 30 | 95.10 | 0.0063636200 | 0.61 |
| 72186000 - CREEDENCE 21/16 W1FC ST COM 3H | TIER: 10 | 2,322.35 | 0.0063636200 | 14.77 |
| 72186000 - CREEDENCE 21/16 W1FC ST COM 3H | TIER: 20 | 119,360.00 | 0.0063636200 | 759.55 |
| 72186000 - CREEDENCE 21/16 W1FC ST COM 3H | TIER: 30 | 95.10 | 0.0063636200 | 0.61 |
| TOTAL CURRENT CHARGES | | 324,998.82 | | 18,359.33 |
| APPLIED ADVANCES | | | | |
| 62915000 - CREEDENCE 21/16 W0ED ST COM 2H | | | | -194.77 |
| 62916000 - CREEDENCE 21/16 W1ED ST COM 1H | | | | -189.83 |
| 72185000 - CREEDENCE 21/16 W0FC ST COM 4H | | | | -773.14 |
| 72186000 - CREEDENCE 21/16 W1FC ST COM 3H | | | | -774.93 |
| APPLIED ADVANCES TOTAL | | | | -1,932.67 |
| INVOICE TOTAL | | | | 16,426.66 |
| OUTSTANDING BALANCE | | | | 92,622.22 |

MEWBOURNE OIL COMPANY

Page 2

TOM M RAGSDALE
400 N SAM HOUSTON PARKWAY EAST
SUITE 601
HOUSTON, TX 77060

INVOICE NO.: 202006-00692
INVOICE DATE: 6-30-2020
OWNER: 035904-1
BILLING FOR: June 2020

PLEASE INDICATE INVOICE# 202006-00692
AND ACCOUNT# 035904-1
ON REMITTANCE
PAYMENT DUE 15 DAYS AFTER RECEIPT OF INVOICE PAYABLE IN US DOLLARS

FOR INQUIRIES, PLEASE CONTACT (903) 561-2900

MEWBOURNE OIL COMPANY

Page 3

TOM M RAGSDALE
400 N SAM HOUSTON PARKWAY EAST
SUITE 601
HOUSTON, TX 77060

INVOICE NO.: 202006-00692
INVOICE DATE: 6-30-2020
OWNER: 035904-1
BILLING FOR: June 2020

| REFERENCE/DESCRIPTION OF CHARGES | | GROSS CHARGES | WORKING INTEREST | NET CHARGE |
|--|-----------------------------|------------------|---------------------|-----------------|
| PROPERTY: 62390000 62390000-30 PRONGHORN 15 B3BO FED COM 1H | | | | |
| <u>Lease Operating Expense</u> | | | | |
| ADVALOREM TAXES | LEA COUNTY TREASURER | 359.28 | 0.068374750 | 24.57 |
| COMPANY SUPERVISION | MEWBOURNE OIL COMPANY | 637.50 | 0.068374750 | 43.59 |
| COMPRESSOR RENTAL/SERVICES | GUNS UP SERVICES | 106.63 | 0.068374750 | 7.29 |
| COMPRESSOR RENTAL/SERVICES | GUNS UP SERVICES | 28.44 | 0.068374750 | 1.95 |
| COMPRESSOR RENTAL/SERVICES | BASELINE ENERGY SERVICES | 56.24 | 0.068374750 | 3.85 |
| COMPRESSOR RENTAL/SERVICES | TOTAL OPERATIONS & PRODU | 4,238.33 | 0.068374750 | 289.79 |
| COMPRESSOR RENTAL/SERVICES | TOTAL OPERATIONS & PRODU | 4,238.33 | 0.068374750 | 289.79 |
| FUEL, POWER & ELECTRICAL | XCEL ENERGY | 3,401.94 | 0.068374750 | 232.60 |
| LEASE MAINTENANCE | MEWBOURNE OIL COMPANY | 95.11 | 0.068374750 | 6.50 |
| LEASE MAINTENANCE | GARNER PUMP & SUPPLY INC | 38.94 | 0.068374750 | 2.66 |
| LEASE MAINTENANCE | AMERICAN MILLENNIUM COR | 25.70 | 0.068374750 | 1.76 |
| LEASE MAINTENANCE | TURNCO ENTERPRISES LLC | 21.92 | 0.068374750 | 1.50 |
| LEASE MAINTENANCE | TURNCO ENTERPRISES LLC | 43.85 | 0.068374750 | 3.00 |
| LEASE MAINTENANCE | INGRAM PROFESSIONAL SERV | 984.21 | 0.068374750 | 67.30 |
| LEASE MAINTENANCE | INGRAM PROFESSIONAL SERV | 2,970.89 | 0.068374750 | 203.13 |
| LEASE MAINTENANCE | MEWBOURNE OIL COMPANY | 387.50 | 0.068374750 | 26.49 |
| MISCELLANEOUS EQUIPMENT RENTAL | MEWBOURNE OIL COMPANY | 147.00 | 0.068374750 | 10.05 |
| OVERHEAD-FIXED RATE | MEWBOURNE OIL COMPANY | 856.29 | 0.068374750 | 58.55 |
| PUMPING | MEWBOURNE OIL COMPANY | 875.00 | 0.068374750 | 59.83 |
| PUMPING | MEWBOURNE OIL COMPANY | 656.25 | 0.068374750 | 44.87 |
| SALT WATER DISPOSAL | OWL SWD OPERATING LLC | 3,499.48 | 0.068374750 | 239.27 |
| SALT WATER DISPOSAL | NGL WATER SOLUTIONS PERM | 97.09 | 0.068374750 | 6.64 |
| SALT WATER DISPOSAL | LIMESTONE BASIN PROPERTIE | 230.34 | 0.068374750 | 15.75 |
| SITE RESTORATION & EXCAVATION | TRINITY OILFIELD SERVICES & | 119.30 | 0.068374750 | 8.16 |
| Total Lease Operating Expense Cost | | 24,115.56 | | 1,648.89 |
| 62390000-30 SUBTOTAL | | 24,115.56 | | 1,648.89 |
| PROPERTY 62390000 TOTAL | | 24,115.56 | | 1,648.89 |
| PROPERTY: 62391000 62391000-30 PRONGHORN 15 B3CN FED COM 1H | | | | |
| <u>Lease Operating Expense</u> | | | | |
| ADVALOREM TAXES | LEA COUNTY TREASURER | 221.07 | 0.068374750 | 15.11 |
| COMPANY SUPERVISION | MEWBOURNE OIL COMPANY | 1,912.50 | 0.068374750 | 130.77 |
| COMPANY SUPERVISION | MEWBOURNE OIL COMPANY | 1,912.50 | 0.068374750 | 130.77 |
| COMPRESSOR RENTAL/SERVICES | GUNS UP SERVICES | 111.26 | 0.068374750 | 7.61 |
| COMPRESSOR RENTAL/SERVICES | GUNS UP SERVICES | 29.67 | 0.068374750 | 2.03 |
| COMPRESSOR RENTAL/SERVICES | BASELINE ENERGY SERVICES | 58.69 | 0.068374750 | 4.01 |
| COMPRESSOR RENTAL/SERVICES | KODIAK GAS SERVICES LLC | 5,802.51 | 0.068374750 | 396.75 |
| COMPRESSOR RENTAL/SERVICES | KODIAK GAS SERVICES LLC | -458.12 | 0.068374750 | -31.32 |
| COMPRESSOR RENTAL/SERVICES | KODIAK GAS SERVICES LLC | 5,802.51 | 0.068374750 | 396.75 |
| COMPRESSOR RENTAL/SERVICES | KODIAK GAS SERVICES LLC | 5,802.51 | 0.068374750 | 396.75 |

07-01-2020

241

MEWBOURNE OIL COMPANY

Page 4

TOM M RAGSDALE
400 N SAM HOUSTON PARKWAY EAST
SUITE 601
HOUSTON, TX 77060

INVOICE NO.: 202006-00692

INVOICE DATE: 6-30-2020

OWNER: 035904-1

BILLING FOR: June 2020

| REFERENCE/DESCRIPTION OF CHARGES | | GROSS CHARGES | WORKING INTEREST | NET CHARGE |
|------------------------------------|-----------------------------|------------------|------------------|-----------------|
| FUEL, POWER & ELECTRICAL | XCEL ENERGY | 526.01 | 0.068374750 | 35.97 |
| LEASE MAINTENANCE | MEWBOURNE OIL COMPANY | 95.11 | 0.068374750 | 6.50 |
| LEASE MAINTENANCE | TURNCO ENTERPRISES LLC | 21.92 | 0.068374750 | 1.50 |
| LEASE MAINTENANCE | TURNCO ENTERPRISES LLC | 43.85 | 0.068374750 | 3.00 |
| LEASE MAINTENANCE | INGRAM PROFESSIONAL SERV | 580.71 | 0.068374750 | 39.71 |
| LEASE MAINTENANCE | MEWBOURNE OIL COMPANY | 193.75 | 0.068374750 | 13.25 |
| MISCELLANEOUS EQUIPMENT RENTAL | MEWBOURNE OIL COMPANY | 147.00 | 0.068374750 | 10.05 |
| OVERHEAD-FIXED RATE | MEWBOURNE OIL COMPANY | 856.29 | 0.068374750 | 58.55 |
| PRIME MOVER MAINTENANCE | HR COMPRESSION & SERVICE | 531.02 | 0.068374750 | 36.31 |
| PROFESSIONAL SERVICES | PRICE ENERGY CONSULTING I | 120.00 | 0.068374750 | 8.21 |
| PUMPING | MEWBOURNE OIL COMPANY | 875.00 | 0.068374750 | 59.83 |
| PUMPING | MEWBOURNE OIL COMPANY | 656.25 | 0.068374750 | 44.87 |
| SALT WATER DISPOSAL | OWL SWD OPERATING LLC | 2,026.61 | 0.068374750 | 138.57 |
| SALT WATER DISPOSAL | NGL WATER SOLUTIONS PERM | 55.74 | 0.068374750 | 3.81 |
| SALT WATER DISPOSAL | LIMESTONE BASIN PROPERTIE | 133.40 | 0.068374750 | 9.12 |
| SITE RESTORATION & EXCAVATION | TRINITY OILFIELD SERVICES & | 124.49 | 0.068374750 | 8.51 |
| Total Lease Operating Expense Cost | | 28,182.25 | | 1,926.99 |
| 62391000-30 SUBTOTAL | | 28,182.25 | | 1,926.99 |
| PROPERTY 62391000 TOTAL | | 28,182.25 | | 1,926.99 |

PROPERTY: 62392000 62392000-30 PRONGHORN 15 B3DM FED COM 1H

Lease Operating Expense

| | | | | |
|--------------------------------|---------------------------|----------|-------------|--------|
| ADVALOREM TAXES | LEA COUNTY TREASURER | 238.69 | 0.068374750 | 16.32 |
| COMPANY SUPERVISION | MEWBOURNE OIL COMPANY | 637.50 | 0.068374750 | 43.59 |
| COMPRESSOR RENTAL/SERVICES | GUNS UP SERVICES | 74.17 | 0.068374750 | 5.07 |
| COMPRESSOR RENTAL/SERVICES | GUNS UP SERVICES | 19.78 | 0.068374750 | 1.35 |
| COMPRESSOR RENTAL/SERVICES | BASELINE ENERGY SERVICES | 39.13 | 0.068374750 | 2.68 |
| COMPRESSOR RENTAL/SERVICES | TOTAL OPERATIONS & PRODU | 2,988.02 | 0.068374750 | 204.30 |
| COMPRESSOR RENTAL/SERVICES | TOTAL OPERATIONS & PRODU | 4,238.33 | 0.068374750 | 289.79 |
| FUEL, POWER & ELECTRICAL | XCEL ENERGY | 3,424.22 | 0.068374750 | 234.14 |
| LEASE MAINTENANCE | MEWBOURNE OIL COMPANY | 95.11 | 0.068374750 | 6.50 |
| LEASE MAINTENANCE | K&S OILFIELD SUPPLIES LLC | 35.06 | 0.068374750 | 2.40 |
| LEASE MAINTENANCE | K&S OILFIELD SUPPLIES LLC | 20.80 | 0.068374750 | 1.42 |
| LEASE MAINTENANCE | K&S OILFIELD SUPPLIES LLC | 40.08 | 0.068374750 | 2.74 |
| LEASE MAINTENANCE | CARLSBAD AUTOMATION SER | 602.33 | 0.068374750 | 41.18 |
| LEASE MAINTENANCE | TURNCO ENTERPRISES LLC | 21.92 | 0.068374750 | 1.50 |
| LEASE MAINTENANCE | TURNCO ENTERPRISES LLC | 43.85 | 0.068374750 | 3.00 |
| LEASE MAINTENANCE | MEWBOURNE OIL COMPANY | 193.75 | 0.068374750 | 13.25 |
| MISCELLANEOUS EQUIPMENT RENTAL | MEWBOURNE OIL COMPANY | 147.00 | 0.068374750 | 10.05 |
| OVERHEAD-FIXED RATE | MEWBOURNE OIL COMPANY | 856.32 | 0.068374750 | 58.55 |
| PRIME MOVER MAINTENANCE | HR COMPRESSION & SERVICE | 531.03 | 0.068374750 | 36.31 |
| PROFESSIONAL SERVICES | PRICE ENERGY CONSULTING I | 120.00 | 0.068374750 | 8.21 |

07-01-2020

242

MEWBOURNE OIL COMPANY

Page 5

TOM M RAGSDALE
400 N SAM HOUSTON PARKWAY EAST
SUITE 601
HOUSTON, TX 77060

INVOICE NO.: 202006-00692
INVOICE DATE: 6-30-2020
OWNER: 035904-1
BILLING FOR: June 2020

| REFERENCE/DESCRIPTION OF CHARGES | | GROSS CHARGES | WORKING INTEREST | NET CHARGE |
|------------------------------------|-----------------------------|---------------|------------------|------------|
| PUMPING | MEWBOURNE OIL COMPANY | 875.00 | 0.068374750 | 59.83 |
| PUMPING | MEWBOURNE OIL COMPANY | 656.25 | 0.068374750 | 44.87 |
| SALT WATER DISPOSAL | OWL SWD OPERATING LLC | 1,220.68 | 0.068374750 | 83.46 |
| SALT WATER DISPOSAL | NGL WATER SOLUTIONS PERM | 34.16 | 0.068374750 | 2.34 |
| SALT WATER DISPOSAL | LIMESTONE BASIN PROPERTIE | 80.37 | 0.068374750 | 5.49 |
| SITE RESTORATION & EXCAVATION | TRINITY OILFIELD SERVICES & | 82.98 | 0.068374750 | 5.67 |
| Total Lease Operating Expense Cost | | 17,316.53 | | 1,184.01 |

62392000-30 SUBTOTAL

17,316.53

1,184.01

PROPERTY 62392000 TOTAL

17,316.53

1,184.01

PROPERTY: 62774000 62774000-30 IBEX 10 B3MD FED COM 1H

Lease Operating Expense

| | | | | |
|------------------------------------|-----------------------------|-----------|-------------|--------|
| COMPANY SUPERVISION | MEWBOURNE OIL COMPANY | 1,058.25 | 0.051908860 | 54.93 |
| COMPRESSOR RENTAL/SERVICES | GUNS UP SERVICES | 252.66 | 0.051908860 | 13.12 |
| COMPRESSOR RENTAL/SERVICES | GUNS UP SERVICES | 67.37 | 0.051908860 | 3.50 |
| COMPRESSOR RENTAL/SERVICES | BASELINE ENERGY SERVICES | 133.29 | 0.051908860 | 6.92 |
| COMPRESSOR RENTAL/SERVICES | AUTOMATED WELLHEAD COM | 1,920.10 | 0.051908860 | 99.67 |
| FUEL, POWER & ELECTRICAL | XCEL ENERGY | 675.25 | 0.051908860 | 35.05 |
| LEASE MAINTENANCE | MEWBOURNE OIL COMPANY | 95.10 | 0.051908860 | 4.94 |
| LEASE MAINTENANCE | GARNER PUMP & SUPPLY INC | 170.26 | 0.051908860 | 8.84 |
| LEASE MAINTENANCE | AMERICAN MILLENNIUM COR | 35.22 | 0.051908860 | 1.83 |
| LEASE MAINTENANCE | TURNCO ENTERPRISES LLC | 95.00 | 0.051908860 | 4.93 |
| LEASE MAINTENANCE | TURNCO ENTERPRISES LLC | 21.92 | 0.051908860 | 1.14 |
| LEASE MAINTENANCE | TURNCO ENTERPRISES LLC | 43.84 | 0.051908860 | 2.28 |
| LEASE MAINTENANCE | TURNCO ENTERPRISES LLC | 597.37 | 0.051908860 | 31.01 |
| LEASE MAINTENANCE | MEWBOURNE OIL COMPANY | 449.50 | 0.051908860 | 23.33 |
| MISCELLANEOUS EQUIPMENT RENTAL | MEWBOURNE OIL COMPANY | 147.00 | 0.051908860 | 7.63 |
| OVERHEAD-FIXED RATE | MEWBOURNE OIL COMPANY | 881.16 | 0.051908860 | 45.74 |
| PRIME MOVER MAINTENANCE | HR COMPRESSION & SERVICE | 487.32 | 0.051908860 | 25.30 |
| PROFESSIONAL SERVICES | PRICE ENERGY CONSULTING I | 120.00 | 0.051908860 | 6.23 |
| PUMPING | MEWBOURNE OIL COMPANY | 875.00 | 0.051908860 | 45.42 |
| PUMPING | MEWBOURNE OIL COMPANY | 656.25 | 0.051908860 | 34.06 |
| SALT WATER DISPOSAL | OWL SWD OPERATING LLC | 5,264.79 | 0.051908860 | 273.29 |
| SALT WATER DISPOSAL | NGL WATER SOLUTIONS PERM | 145.64 | 0.051908860 | 7.56 |
| SALT WATER DISPOSAL | LIMESTONE BASIN PROPERTIE | 346.57 | 0.051908860 | 17.99 |
| SITE RESTORATION & EXCAVATION | TRINITY OILFIELD SERVICES & | 282.67 | 0.051908860 | 14.67 |
| Total Lease Operating Expense Cost | | 14,821.53 | | 769.38 |

62774000-30 SUBTOTAL

14,821.53

769.38

PROPERTY 62774000 TOTAL

14,821.53

769.38

PROPERTY: 62775000 62775000-30 IBEX 10 B3NC FED COM 1H

Lease Operating Expense

07-01-2020

243

MEWBOURNE OIL COMPANY

Page 6

TOM M RAGSDALE
400 N SAM HOUSTON PARKWAY EAST
SUITE 601
HOUSTON, TX 77060

INVOICE NO.: 202006-00692

INVOICE DATE: 6-30-2020

OWNER: 035904-1

BILLING FOR: June 2020

| REFERENCE/DESCRIPTION OF CHARGES | | GROSS CHARGES | WORKING INTEREST | NET CHARGE |
|------------------------------------|-----------------------------|------------------|---------------------|---------------|
| ADVALOREM TAXES | LEA COUNTY TREASURER | 221.07 | 0.051908860 | 11.48 |
| CHEMICALS-WATER TREATING | IMPERATIVE CHEMICAL PART | 333.64 | 0.051908860 | 17.32 |
| COMPANY SUPERVISION | MEWBOURNE OIL COMPANY | 1,912.50 | 0.051908860 | 99.28 |
| COMPANY SUPERVISION | MEWBOURNE OIL COMPANY | 2,116.50 | 0.051908860 | 109.87 |
| COMPRESSOR RENTAL/SERVICES | GUNS UP SERVICES | 185.44 | 0.051908860 | 9.63 |
| COMPRESSOR RENTAL/SERVICES | GUNS UP SERVICES | 49.45 | 0.051908860 | 2.57 |
| COMPRESSOR RENTAL/SERVICES | SERVICE COMPRESSION LLC | 2,802.42 | 0.051908860 | 145.47 |
| COMPRESSOR RENTAL/SERVICES | SERVICE COMPRESSION LLC | 4,343.85 | 0.051908860 | 225.48 |
| COMPRESSOR RENTAL/SERVICES | BASELINE ENERGY SERVICES | 97.82 | 0.051908860 | 5.08 |
| FUEL, POWER & ELECTRICAL | XCEL ENERGY | 741.10 | 0.051908860 | 38.47 |
| LEASE MAINTENANCE | MEWBOURNE OIL COMPANY | 95.10 | 0.051908860 | 4.94 |
| LEASE MAINTENANCE | GARNER PUMP & SUPPLY INC | 170.27 | 0.051908860 | 8.84 |
| LEASE MAINTENANCE | AMERICAN MILLENNIUM COR | 35.23 | 0.051908860 | 1.83 |
| LEASE MAINTENANCE | K&S OILFIELD SUPPLIES LLC | 281.53 | 0.051908860 | 14.61 |
| LEASE MAINTENANCE | TURNCO ENTERPRISES LLC | 95.00 | 0.051908860 | 4.93 |
| LEASE MAINTENANCE | TURNCO ENTERPRISES LLC | 237.50 | 0.051908860 | 12.33 |
| LEASE MAINTENANCE | TURNCO ENTERPRISES LLC | 21.92 | 0.051908860 | 1.14 |
| LEASE MAINTENANCE | TURNCO ENTERPRISES LLC | 43.84 | 0.051908860 | 2.28 |
| LEASE MAINTENANCE | TURNCO ENTERPRISES LLC | 597.39 | 0.051908860 | 31.01 |
| LEASE MAINTENANCE | MEWBOURNE OIL COMPANY | 449.50 | 0.051908860 | 23.33 |
| MISCELLANEOUS EQUIPMENT RENTAL | MEWBOURNE OIL COMPANY | 147.00 | 0.051908860 | 7.63 |
| OVERHEAD-FIXED RATE | MEWBOURNE OIL COMPANY | 881.16 | 0.051908860 | 45.74 |
| PRIME MOVER MAINTENANCE | HR COMPRESSION & SERVICE | 298.69 | 0.051908860 | 15.50 |
| PROFESSIONAL SERVICES | PRICE ENERGY CONSULTING I | 120.00 | 0.051908860 | 6.23 |
| PUMPING | MEWBOURNE OIL COMPANY | 875.00 | 0.051908860 | 45.42 |
| PUMPING | MEWBOURNE OIL COMPANY | 656.25 | 0.051908860 | 34.07 |
| SALT WATER DISPOSAL | OWL SWD OPERATING LLC | 6,774.11 | 0.051908860 | 351.63 |
| SALT WATER DISPOSAL | NGL WATER SOLUTIONS PERM | 188.79 | 0.051908860 | 9.80 |
| SALT WATER DISPOSAL | LIMESTONE BASIN PROPERTIE | 445.89 | 0.051908860 | 23.15 |
| SITE RESTORATION & EXCAVATION | TRINITY OILFIELD SERVICES & | 207.48 | 0.051908860 | 10.77 |
| Total Lease Operating Expense Cost | | 25,425.44 | | 1,319.83 |

62775000-30 SUBTOTAL

25,425.44

1,319.83

PROPERTY 62775000 TOTAL

25,425.44

1,319.83

PROPERTY: 62776000 62776000-30 IBEX 10 B3OB FED COM 1H

Lease Operating Expense

| | | | | |
|----------------------------|--------------------------|----------|-------------|--------|
| ADVALOREM TAXES | LEA COUNTY TREASURER | 359.28 | 0.031093200 | 11.17 |
| COMPANY SUPERVISION | MEWBOURNE OIL COMPANY | 1,912.50 | 0.031093200 | 59.47 |
| COMPANY SUPERVISION | MEWBOURNE OIL COMPANY | 1,275.00 | 0.031093200 | 39.64 |
| COMPRESSOR RENTAL/SERVICES | NATURAL GAS SERVICES GRO | 4,199.74 | 0.031093200 | 130.58 |
| COMPRESSOR RENTAL/SERVICES | NATURAL GAS SERVICES GRO | 4,199.74 | 0.031093200 | 130.58 |
| COMPRESSOR RENTAL/SERVICES | NATURAL GAS SERVICES GRO | 4,199.74 | 0.031093200 | 130.58 |

07-01-2020

244

MEWBOURNE OIL COMPANY

Page 7

TOM M RAGSDALE
400 N SAM HOUSTON PARKWAY EAST
SUITE 601
HOUSTON, TX 77060

INVOICE NO.: 202006-00692
INVOICE DATE: 6-30-2020
OWNER: 035904-1
BILLING FOR: June 2020

| REFERENCE/DESCRIPTION OF CHARGES | | GROSS CHARGES | WORKING INTEREST | NET CHARGE |
|------------------------------------|-----------------------------|------------------|------------------|---------------|
| COMPRESSOR RENTAL/SERVICES | GUNS UP SERVICES | 146.03 | 0.031093200 | 4.54 |
| COMPRESSOR RENTAL/SERVICES | GUNS UP SERVICES | 38.94 | 0.031093200 | 1.21 |
| COMPRESSOR RENTAL/SERVICES | BASELINE ENERGY SERVICES | 77.03 | 0.031093200 | 2.40 |
| FUEL, POWER & ELECTRICAL | XCEL ENERGY | 623.09 | 0.031093200 | 19.37 |
| LEASE MAINTENANCE | MEWBOURNE OIL COMPANY | 95.10 | 0.031093200 | 2.96 |
| LEASE MAINTENANCE | GARNER PUMP & SUPPLY INC | 38.93 | 0.031093200 | 1.21 |
| LEASE MAINTENANCE | AMERICAN MILLENNIUM COR | 25.70 | 0.031093200 | 0.80 |
| LEASE MAINTENANCE | TURNCO ENTERPRISES LLC | 21.92 | 0.031093200 | 0.68 |
| LEASE MAINTENANCE | TURNCO ENTERPRISES LLC | 43.85 | 0.031093200 | 1.36 |
| LEASE MAINTENANCE | INGRAM PROFESSIONAL SERV | 984.06 | 0.031093200 | 30.60 |
| LEASE MAINTENANCE | INGRAM PROFESSIONAL SERV | 2,970.84 | 0.031093200 | 92.37 |
| LEASE MAINTENANCE | MEWBOURNE OIL COMPANY | 651.00 | 0.031093200 | 20.24 |
| LEASE MAINTENANCE | MEWBOURNE OIL COMPANY | 193.75 | 0.031093200 | 6.02 |
| MISCELLANEOUS EQUIPMENT RENTAL | MEWBOURNE OIL COMPANY | 147.00 | 0.031093200 | 4.57 |
| OVERHEAD-FIXED RATE | MEWBOURNE OIL COMPANY | 881.16 | 0.031093200 | 27.40 |
| PUMPING | MEWBOURNE OIL COMPANY | 875.00 | 0.031093200 | 27.21 |
| PUMPING | MEWBOURNE OIL COMPANY | 656.25 | 0.031093200 | 20.40 |
| SALT WATER DISPOSAL | OWL SWD OPERATING LLC | 3,943.08 | 0.031093200 | 122.60 |
| SALT WATER DISPOSAL | NGL WATER SOLUTIONS PERM | 109.68 | 0.031093200 | 3.41 |
| SALT WATER DISPOSAL | LIMESTONE BASIN PROPERTIE | 259.56 | 0.031093200 | 8.07 |
| SITE RESTORATION & EXCAVATION | TRINITY OILFIELD SERVICES & | 163.39 | 0.031093200 | 5.08 |
| Total Lease Operating Expense Cost | | 29,091.36 | | 904.52 |
| 62776000-30 SUBTOTAL | | 29,091.36 | | 904.52 |
| PROPERTY 62776000 TOTAL | | 29,091.36 | | 904.52 |

PROPERTY: 62906000 62906000-30 GAZELLE 22 B2MD FED COM 2HLease Operating Expense

| | | | | |
|----------------------------|--------------------------|----------|-------------|--------|
| ADVALOREM TAXES | LEA COUNTY TREASURER | 5.28 | 0.195498190 | 1.03 |
| COMPANY SUPERVISION | MEWBOURNE OIL COMPANY | 637.50 | 0.195498190 | 124.63 |
| COMPANY SUPERVISION | MEWBOURNE OIL COMPANY | 637.50 | 0.195498190 | 124.63 |
| COMPANY SUPERVISION | MEWBOURNE OIL COMPANY | 1,275.00 | 0.195498190 | 249.26 |
| COMPANY SUPERVISION | MEWBOURNE OIL COMPANY | 1,491.75 | 0.195498190 | 291.64 |
| COMPRESSOR MAINTENANCE | G&A FABRICATION LLC | 175.86 | 0.195498190 | 34.38 |
| COMPRESSOR MAINTENANCE | G&A FABRICATION LLC | 141.92 | 0.195498190 | 27.75 |
| COMPRESSOR MAINTENANCE | G&A FABRICATION LLC | 141.92 | 0.195498190 | 27.75 |
| COMPRESSOR RENTAL/SERVICES | NATURAL GAS SERVICES GRO | 3,837.06 | 0.195498190 | 750.14 |
| COMPRESSOR RENTAL/SERVICES | NATURAL GAS SERVICES GRO | 3,837.06 | 0.195498190 | 750.14 |
| COMPRESSOR RENTAL/SERVICES | NATURAL GAS SERVICES GRO | 3,837.06 | 0.195498190 | 750.14 |
| COMPRESSOR RENTAL/SERVICES | GUNS UP SERVICES | 85.76 | 0.195498190 | 16.77 |
| COMPRESSOR RENTAL/SERVICES | GUNS UP SERVICES | 22.87 | 0.195498190 | 4.47 |
| COMPRESSOR RENTAL/SERVICES | BASELINE ENERGY SERVICES | 45.24 | 0.195498190 | 8.85 |
| FUEL, POWER & ELECTRICAL | XCEL ENERGY | 383.25 | 0.195498190 | 74.92 |

07-01-2020

245

MEWBOURNE OIL COMPANY

Page 8

TOM M RAGSDALE
400 N SAM HOUSTON PARKWAY EAST
SUITE 601
HOUSTON, TX 77060

INVOICE NO.: 202006-00692
INVOICE DATE: 6-30-2020
OWNER: 035904-1
BILLING FOR: June 2020

| REFERENCE/DESCRIPTION OF CHARGES | | GROSS CHARGES | WORKING INTEREST | NET CHARGE |
|--|-----------------------------|------------------|------------------|-----------------|
| LEASE MAINTENANCE | MEWBOURNE OIL COMPANY | 95.10 | 0.195498190 | 18.59 |
| LEASE MAINTENANCE | AMERICAN MILLENNIUM COR | 21.42 | 0.195498190 | 4.19 |
| LEASE MAINTENANCE | K&S OILFIELD SUPPLIES LLC | 108.43 | 0.195498190 | 21.20 |
| LEASE MAINTENANCE | K&S OILFIELD SUPPLIES LLC | 116.34 | 0.195498190 | 22.74 |
| LEASE MAINTENANCE | TURNCO ENTERPRISES LLC | 71.25 | 0.195498190 | 13.93 |
| LEASE MAINTENANCE | TURNCO ENTERPRISES LLC | 21.93 | 0.195498190 | 4.29 |
| LEASE MAINTENANCE | TURNCO ENTERPRISES LLC | 43.85 | 0.195498190 | 8.57 |
| LEASE MAINTENANCE | TURNCO ENTERPRISES LLC | 322.44 | 0.195498190 | 63.03 |
| LEASE MAINTENANCE | TRINITY OILFIELD SERVICES & | 379.80 | 0.195498190 | 74.25 |
| LEASE MAINTENANCE | MEWBOURNE OIL COMPANY | 387.50 | 0.195498190 | 75.76 |
| LEASE MAINTENANCE | MEWBOURNE OIL COMPANY | 387.50 | 0.195498190 | 75.76 |
| LEASE MAINTENANCE | MEWBOURNE OIL COMPANY | 387.50 | 0.195498190 | 75.76 |
| MISCELLANEOUS EQUIPMENT RENTAL | MEWBOURNE OIL COMPANY | 147.00 | 0.195498190 | 28.74 |
| OVERHEAD-FIXED RATE | MEWBOURNE OIL COMPANY | 881.16 | 0.195498190 | 172.27 |
| PRIME MOVER MAINTENANCE | ODESSA PUMPS & EQUIPMENT | 57.27 | 0.195498190 | 11.20 |
| PRIME MOVER MAINTENANCE | HR COMPRESSION & SERVICE | 660.03 | 0.195498190 | 129.03 |
| PROFESSIONAL SERVICES | PRICE ENERGY CONSULTING I | 60.00 | 0.195498190 | 11.73 |
| PUMPING | MEWBOURNE OIL COMPANY | 875.00 | 0.195498190 | 171.06 |
| PUMPING | MEWBOURNE OIL COMPANY | 656.25 | 0.195498190 | 128.30 |
| SALT WATER DISPOSAL | OWL SWD OPERATING LLC | 3,251.09 | 0.195498190 | 635.58 |
| SALT WATER DISPOSAL | NGL WATER SOLUTIONS PERM | 89.90 | 0.195498190 | 17.58 |
| SALT WATER DISPOSAL | LIMESTONE BASIN PROPERTIE | 214.01 | 0.195498190 | 41.84 |
| SITE RESTORATION & EXCAVATION | TRINITY OILFIELD SERVICES & | 95.95 | 0.195498190 | 18.77 |
| Total Lease Operating Expense Cost | | 25,885.75 | | 5,060.67 |
| 62906000-30 SUBTOTAL | | 25,885.75 | | 5,060.67 |
| PROPERTY 62906000 TOTAL | | 25,885.75 | | 5,060.67 |
| PROPERTY: 62907000 62907000-20 GAZELLE 22 B2NC FED COM 2H | | | | |
| <u>Equipment Beyond Wellhead</u> | | | | |
| ELECTRICAL INSTALLATIONS | INGRAM PROFESSIONAL SERV | -59.17 | 0.001524840 | -0.09 |
| ELECTRICAL INSTALLATIONS | INGRAM PROFESSIONAL SERV | -2,441.75 | 0.001524840 | -3.72 |
| Total Equipment Beyond Wellhead Cost | | -2,500.92 | | -3.81 |
| 62907000-20 SUBTOTAL | | -2,500.92 | | -3.81 |
| PROPERTY: 62907000 62907000-30 GAZELLE 22 B2NC FED COM 2H | | | | |
| <u>Lease Operating Expense</u> | | | | |
| OVERHEAD-FIXED RATE | MEWBOURNE OIL COMPANY | -837.60 | 0.001500000 | -1.28 |
| CHEMICALS-WATER TREATING | IMPERATIVE CHEMICAL PART | -118.95 | 0.001524840 | -0.18 |
| CHEMICALS-WATER TREATING | IMPERATIVE CHEMICAL PART | -232.25 | 0.001524840 | -0.35 |
| CHEMICALS-WATER TREATING | IMPERATIVE CHEMICAL PART | -118.95 | 0.001524840 | -0.18 |
| COMPANY SUPERVISION | MEWBOURNE OIL COMPANY | -1,250.00 | 0.001524840 | -1.91 |
| COMPANY SUPERVISION | MEWBOURNE OIL COMPANY | -625.00 | 0.001524840 | -0.95 |

07-01-2020

246

MEWBOURNE OIL COMPANY

Page 9

TOM M RAGSDALE
400 N SAM HOUSTON PARKWAY EAST
SUITE 601
HOUSTON, TX 77060

INVOICE NO.: 202006-00692

INVOICE DATE: 6-30-2020

OWNER: 035904-1

BILLING FOR: June 2020

| REFERENCE/DESCRIPTION OF CHARGES | | GROSS CHARGES | WORKING INTEREST | NET CHARGE |
|----------------------------------|-----------------------------|------------------|---------------------|---------------|
| COMPRESSOR MAINTENANCE | G&A FABRICATION LLC | -144.83 | 0.001524840 | -0.22 |
| COMPRESSOR MAINTENANCE | G&A FABRICATION LLC | -92.90 | 0.001524840 | -0.14 |
| COMPRESSOR MAINTENANCE | G&A FABRICATION LLC | -230.72 | 0.001524840 | -0.35 |
| COMPRESSOR MAINTENANCE | G&A FABRICATION LLC | -114.63 | 0.001524840 | -0.17 |
| COMPRESSOR MAINTENANCE | G&A FABRICATION LLC | -163.92 | 0.001524840 | -0.25 |
| COMPRESSOR RENTAL/SERVICES | R360 ENVIRONMENTAL SOLUT | -835.56 | 0.001524840 | -1.27 |
| COMPRESSOR RENTAL/SERVICES | BASELINE ENERGY SERVICES | -133.25 | 0.001524840 | -0.20 |
| FUEL, POWER & ELECTRICAL | PILOT THOMAS LOGISTICS LL | -90.57 | 0.001524840 | -0.14 |
| FUEL, POWER & ELECTRICAL | PILOT THOMAS LOGISTICS LL | -83.98 | 0.001524840 | -0.13 |
| FUEL, POWER & ELECTRICAL | PILOT THOMAS LOGISTICS LL | -279.80 | 0.001524840 | -0.43 |
| FUEL, POWER & ELECTRICAL | PILOT THOMAS LOGISTICS LL | -84.56 | 0.001524840 | -0.13 |
| LEASE MAINTENANCE | CUSTOM WELDING OF HOBBS | -909.58 | 0.001524840 | -1.39 |
| LEASE MAINTENANCE | BAKER HUGHES OILFIELD | -1,326.37 | 0.001524840 | -2.02 |
| LEASE MAINTENANCE | AMERICAN MILLENNIUM COR | -14.92 | 0.001524840 | -0.02 |
| LEASE MAINTENANCE | 7B ROUSTABOUT LLC | -65.00 | 0.001524840 | -0.10 |
| LEASE MAINTENANCE | 7B ROUSTABOUT LLC | -357.50 | 0.001524840 | -0.55 |
| LEASE MAINTENANCE | 7B ROUSTABOUT LLC | -162.50 | 0.001524840 | -0.25 |
| LEASE MAINTENANCE | 7B ROUSTABOUT LLC | -162.50 | 0.001524840 | -0.25 |
| LEASE MAINTENANCE | K&S OILFIELD SUPPLIES LLC | -64.92 | 0.001524840 | -0.10 |
| LEASE MAINTENANCE | K&S OILFIELD SUPPLIES LLC | -511.99 | 0.001524840 | -0.78 |
| LEASE MAINTENANCE | K&S OILFIELD SUPPLIES LLC | -601.67 | 0.001524840 | -0.92 |
| LEASE MAINTENANCE | K&S OILFIELD SUPPLIES LLC | -473.61 | 0.001524840 | -0.72 |
| LEASE MAINTENANCE | K&S OILFIELD SUPPLIES LLC | -992.70 | 0.001524840 | -1.51 |
| LEASE MAINTENANCE | G&A FABRICATION LLC | -1,476.08 | 0.001524840 | -2.25 |
| LEASE MAINTENANCE | TURNCO ENTERPRISES LLC | -71.25 | 0.001524840 | -0.11 |
| LEASE MAINTENANCE | TURNCO ENTERPRISES LLC | -71.25 | 0.001524840 | -0.11 |
| LEASE MAINTENANCE | TURNCO ENTERPRISES LLC | -45.00 | 0.001524840 | -0.07 |
| LEASE MAINTENANCE | TURNCO ENTERPRISES LLC | -95.00 | 0.001524840 | -0.14 |
| LEASE MAINTENANCE | TURNCO ENTERPRISES LLC | -95.00 | 0.001524840 | -0.14 |
| LEASE MAINTENANCE | TURNCO ENTERPRISES LLC | -190.00 | 0.001524840 | -0.29 |
| LEASE MAINTENANCE | INGRAM PROFESSIONAL SERV | -80.60 | 0.001524840 | -0.12 |
| LEASE MAINTENANCE | TRINITY OILFIELD SERVICES & | -237.37 | 0.001524840 | -0.36 |
| LEASE MAINTENANCE | EP&S LLC | -120.65 | 0.001524840 | -0.18 |
| LEASE MAINTENANCE | EP&S LLC | -119.85 | 0.001524840 | -0.18 |
| LEASE MAINTENANCE | WILDCAT PUMP & ENGINE REI | -481.57 | 0.001524840 | -0.73 |
| LEASE MAINTENANCE | WILDCAT PUMP & ENGINE REI | -240.80 | 0.001524840 | -0.37 |
| LEASE MAINTENANCE | WILDCAT PUMP & ENGINE REI | -329.40 | 0.001524840 | -0.50 |
| LEASE MAINTENANCE | WILDCAT PUMP & ENGINE REI | -322.29 | 0.001524840 | -0.49 |
| LEASE MAINTENANCE | WILDCAT PUMP & ENGINE REI | -145.32 | 0.001524840 | -0.22 |
| LEASE MAINTENANCE | WILDCAT PUMP & ENGINE REI | -145.32 | 0.001524840 | -0.22 |
| LEASE MAINTENANCE | AY TRUCKING INC | -113.01 | 0.001524840 | -0.17 |
| LEASE MAINTENANCE | AY TRUCKING INC | -177.40 | 0.001524840 | -0.27 |

07-01-2020

247

MEWBOURNE OIL COMPANY

Page 10

TOM M RAGSDALE
400 N SAM HOUSTON PARKWAY EAST
SUITE 601
HOUSTON, TX 77060

INVOICE NO.: 202006-00692

INVOICE DATE: 6-30-2020

OWNER: 035904-1

BILLING FOR: June 2020

| REFERENCE/DESCRIPTION OF CHARGES | | GROSS CHARGES | WORKING INTEREST | NET CHARGE |
|------------------------------------|-----------------------------|------------------|---------------------|---------------|
| LEASE MAINTENANCE | MEWBOURNE OIL COMPANY | -193.75 | 0.001524840 | -0.30 |
| LEASE MAINTENANCE | MEWBOURNE OIL COMPANY | -387.50 | 0.001524840 | -0.59 |
| MISCELLANEOUS EQUIPMENT RENTAL | MEWBOURNE OIL COMPANY | -243.60 | 0.001524840 | -0.37 |
| MISCELLANEOUS EQUIPMENT RENTAL | SUNDOWN ENVIRO LLC | -10,761.50 | 0.001524840 | -16.41 |
| MISCELLANEOUS EQUIPMENT RENTAL | TRINITY OILFIELD SERVICES & | -563.48 | 0.001524840 | -0.86 |
| PUMPING | MEWBOURNE OIL COMPANY | -875.00 | 0.001524840 | -1.33 |
| PUMPING | MEWBOURNE OIL COMPANY | -656.25 | 0.001524840 | -1.00 |
| SALT WATER DISPOSAL | OWL SWD OPERATING LLC | -6,993.64 | 0.001524840 | -10.66 |
| SALT WATER DISPOSAL | OWL SWD OPERATING LLC | -5,552.68 | 0.001524840 | -8.47 |
| SALT WATER DISPOSAL | NGL WATER SOLUTIONS PERM | -32.97 | 0.001524840 | -0.05 |
| SALT WATER DISPOSAL | NGL WATER SOLUTIONS PERM | -261.11 | 0.001524840 | -0.40 |
| SALT WATER DISPOSAL | NGL WATER SOLUTIONS PERM | -3,540.84 | 0.001524840 | -5.40 |
| SALT WATER DISPOSAL | QATAR LLC | -686.24 | 0.001524840 | -1.05 |
| SALT WATER DISPOSAL | LIMESTONE BASIN PROPERTIE | -365.50 | 0.001524840 | -0.56 |
| SITE RESTORATION & EXCAVATION | R360 ENVIRONMENTAL SOLUT | -122.55 | 0.001524840 | -0.19 |
| SITE RESTORATION & EXCAVATION | HALL ENVIRONMENTAL ANAI | -44.50 | 0.001524840 | -0.07 |
| SITE RESTORATION & EXCAVATION | SUNDANCE SERVICES WEST IN | -80.49 | 0.001524840 | -0.12 |
| WELL EQUIPMENT-SURFACE | DIVINE WIRELINE SOLUTIONS | -7,668.62 | 0.001524840 | -11.69 |
| Total Lease Operating Expense Cost | | -54,668.11 | | -83.33 |
| <u>Lease Operating Expense</u> | | | | |
| OVERHEAD-FIXED RATE | MEWBOURNE OIL COMPANY | -881.16 | 0.001500000 | -1.34 |
| CHEMICALS-WATER TREATING | IMPERATIVE CHEMICAL PART | -264.66 | 0.001524840 | -0.40 |
| COMPRESSOR MAINTENANCE | G&A FABRICATION LLC | -179.43 | 0.001524840 | -0.27 |
| COMPRESSOR MAINTENANCE | G&A FABRICATION LLC | -178.82 | 0.001524840 | -0.27 |
| COMPRESSOR MAINTENANCE | G&A FABRICATION LLC | -164.79 | 0.001524840 | -0.25 |
| COMPRESSOR MAINTENANCE | G&A FABRICATION LLC | -69.20 | 0.001524840 | -0.11 |
| COMPRESSOR MAINTENANCE | G&A FABRICATION LLC | -187.22 | 0.001524840 | -0.29 |
| COMPRESSOR RENTAL/SERVICES | GRAVITY OILFIELD SERVICES | -62.40 | 0.001524840 | -0.10 |
| COMPRESSOR RENTAL/SERVICES | GRAVITY OILFIELD SERVICES | -62.40 | 0.001524840 | -0.10 |
| COMPRESSOR RENTAL/SERVICES | GRAVITY OILFIELD SERVICES | -670.89 | 0.001524840 | -1.02 |
| COMPRESSOR RENTAL/SERVICES | GRAVITY OILFIELD SERVICES | -627.61 | 0.001524840 | -0.96 |
| COMPRESSOR RENTAL/SERVICES | GRAVITY OILFIELD SERVICES | -58.39 | 0.001524840 | -0.09 |
| COMPRESSOR RENTAL/SERVICES | GRAVITY OILFIELD SERVICES | -268.52 | 0.001524840 | -0.41 |
| COMPRESSOR RENTAL/SERVICES | GRAVITY OILFIELD SERVICES | -62.40 | 0.001524840 | -0.10 |
| LEASE MAINTENANCE | CUSTOM WELDING OF HOBBS | -74.47 | 0.001524840 | -0.11 |
| LEASE MAINTENANCE | CUSTOM WELDING OF HOBBS | -225.31 | 0.001524840 | -0.34 |
| LEASE MAINTENANCE | BAKER HUGHES OILFIELD | -57.29 | 0.001524840 | -0.09 |
| LEASE MAINTENANCE | BAKER HUGHES OILFIELD | -90.76 | 0.001524840 | -0.14 |
| LEASE MAINTENANCE | GARNER PUMP & SUPPLY INC | -266.50 | 0.001524840 | -0.41 |
| LEASE MAINTENANCE | AMERICAN MILLENNIUM COR | -17.62 | 0.001524840 | -0.03 |
| LEASE MAINTENANCE | THE GASCO MANUFACTURING | -172.70 | 0.001524840 | -0.26 |

07-01-2020

248

MEWBOURNE OIL COMPANY

Page 11

TOM M RAGSDALE
400 N SAM HOUSTON PARKWAY EAST
SUITE 601
HOUSTON, TX 77060

INVOICE NO.: 202006-00692
INVOICE DATE: 6-30-2020
OWNER: 035904-1
BILLING FOR: June 2020

| REFERENCE/DESCRIPTION OF CHARGES | | GROSS CHARGES | WORKING INTEREST | NET CHARGE |
|--|-----------------------------|-------------------|---------------------|---------------|
| LEASE MAINTENANCE | KEYSTONE PUMP & SUPPLY LI | -64.83 | 0.001524840 | -0.10 |
| LEASE MAINTENANCE | K&S OILFIELD SUPPLIES LLC | -125.61 | 0.001524840 | -0.19 |
| LEASE MAINTENANCE | TURNCO ENTERPRISES LLC | -47.50 | 0.001524840 | -0.07 |
| LEASE MAINTENANCE | TURNCO ENTERPRISES LLC | -23.75 | 0.001524840 | -0.04 |
| LEASE MAINTENANCE | TURNCO ENTERPRISES LLC | -95.00 | 0.001524840 | -0.14 |
| LEASE MAINTENANCE | TURNCO ENTERPRISES LLC | -137.50 | 0.001524840 | -0.21 |
| LEASE MAINTENANCE | TURNCO ENTERPRISES LLC | -71.25 | 0.001524840 | -0.11 |
| LEASE MAINTENANCE | TURNCO ENTERPRISES LLC | -47.50 | 0.001524840 | -0.07 |
| LEASE MAINTENANCE | TURNCO ENTERPRISES LLC | -166.25 | 0.001524840 | -0.25 |
| LEASE MAINTENANCE | INGRAM PROFESSIONAL SERV | -2,066.81 | 0.001524840 | -3.15 |
| LEASE MAINTENANCE | INGRAM PROFESSIONAL SERV | -93.24 | 0.001524840 | -0.14 |
| LEASE MAINTENANCE | INGRAM PROFESSIONAL SERV | -108.79 | 0.001524840 | -0.17 |
| LEASE MAINTENANCE | EP&S LLC | -658.30 | 0.001524840 | -1.00 |
| LEASE MAINTENANCE | WILDCAT PUMP & ENGINE REI | -1,122.15 | 0.001524840 | -1.71 |
| LEASE MAINTENANCE | MEWBOURNE OIL COMPANY | -775.00 | 0.001524840 | -1.18 |
| LEASE MAINTENANCE | MEWBOURNE OIL COMPANY | -193.75 | 0.001524840 | -0.30 |
| LEASE MAINTENANCE | MEWBOURNE OIL COMPANY | -387.50 | 0.001524840 | -0.59 |
| LEASE MAINTENANCE | MEWBOURNE OIL COMPANY | -193.75 | 0.001524840 | -0.30 |
| MISCELLANEOUS EQUIPMENT RENTAL | MEWBOURNE OIL COMPANY | -260.40 | 0.001524840 | -0.40 |
| PROFESSIONAL SERVICES | PRICE ENERGY CONSULTING I | -75.00 | 0.001524840 | -0.11 |
| PUMPING | MEWBOURNE OIL COMPANY | -875.00 | 0.001524840 | -1.33 |
| PUMPING | MEWBOURNE OIL COMPANY | -656.25 | 0.001524840 | -1.00 |
| SALT WATER DISPOSAL | OWL SWD OPERATING LLC | -10,436.14 | 0.001524840 | -15.91 |
| SALT WATER DISPOSAL | LIMESTONE BASIN PROPERTIE | -686.94 | 0.001524840 | -1.05 |
| SITE RESTORATION & EXCAVATION | TRINITY OILFIELD SERVICES & | -4,678.64 | 0.001524840 | -7.13 |
| Total Lease Operating Expense Cost | | -28,689.39 | | -43.74 |
| 62907000-30 SUBTOTAL | | -83,357.50 | -127.07 | |
| PROPERTY 62907000 TOTAL | | -85,858.42 | -130.88 | |
| PROPERTY: 62915000 62915000-30 CREEDENCE 21/16 W0ED ST COM 2H | | | | |
| <u>Lease Operating Expense</u> | | | | |
| ADVALOREM TAXES | TREASURER OF EDDY COUNT | 41.51 | 0.006363620 | 0.26 |
| COMPANY SUPERVISION | MEWBOURNE OIL COMPANY | 637.50 | 0.006363620 | 4.06 |
| COMPANY SUPERVISION | MEWBOURNE OIL COMPANY | 637.50 | 0.006363620 | 4.06 |
| COMPANY SUPERVISION | MEWBOURNE OIL COMPANY | 637.50 | 0.006363620 | 4.06 |
| COMPRESSOR MAINTENANCE | G&A FABRICATION LLC | 241.35 | 0.006363620 | 1.54 |
| COMPRESSOR MAINTENANCE | G&A FABRICATION LLC | 91.49 | 0.006363620 | 0.58 |
| COMPRESSOR MAINTENANCE | ROLFSON OIL LLC | 519.98 | 0.006363620 | 3.31 |
| COMPRESSOR MAINTENANCE | ROLFSON OIL LLC | 259.19 | 0.006363620 | 1.65 |
| COMPRESSOR MAINTENANCE | AUTOMATED WELLHEAD COM | 124.50 | 0.006363620 | 0.79 |
| COMPRESSOR MAINTENANCE | AUTOMATED WELLHEAD COM | 140.40 | 0.006363620 | 0.89 |
| COMPRESSOR MAINTENANCE | AUTOMATED WELLHEAD COM | 140.40 | 0.006363620 | 0.89 |

07-01-2020

249

MEWBOURNE OIL COMPANY

Page 12

TOM M RAGSDALE
400 N SAM HOUSTON PARKWAY EAST
SUITE 601
HOUSTON, TX 77060

INVOICE NO.: 202006-00692
INVOICE DATE: 6-30-2020
OWNER: 035904-1
BILLING FOR: June 2020

| REFERENCE/DESCRIPTION OF CHARGES | | GROSS CHARGES | WORKING INTEREST | NET CHARGE |
|--|-----------------------------|------------------|------------------|----------------|
| COMPRESSOR RENTAL/SERVICES | TFH LTD CO | 496.68 | 0.006363620 | 3.16 |
| CONTRACT SUPERVISION | TURNCO ENTERPRISES LLC | 1,330.87 | 0.006363620 | 8.47 |
| CONTRACT SUPERVISION | TURNCO ENTERPRISES LLC | 1,330.87 | 0.006363620 | 8.47 |
| LEASE MAINTENANCE | MEWBOURNE OIL COMPANY | 95.10 | 0.006363620 | 0.61 |
| LEASE MAINTENANCE | TFH LTD CO | 463.98 | 0.006363620 | 2.95 |
| LEASE MAINTENANCE | AMERICAN MILLENNIUM COR | 17.63 | 0.006363620 | 0.11 |
| LEASE MAINTENANCE | D&H TRUCKING | 100.51 | 0.006363620 | 0.64 |
| LEASE MAINTENANCE | TRINITY OILFIELD SERVICES & | 92.97 | 0.006363620 | 0.59 |
| LEASE MAINTENANCE | NGL WATER SOLUTIONS PERM | 120.52 | 0.006363620 | 0.77 |
| LEASE MAINTENANCE | QATAR LLC | 252.29 | 0.006363620 | 1.61 |
| LEASE MAINTENANCE | QATAR LLC | 72.66 | 0.006363620 | 0.46 |
| LEASE MAINTENANCE | MEWBOURNE OIL COMPANY | 387.50 | 0.006363620 | 2.47 |
| LEASE MAINTENANCE | MEWBOURNE OIL COMPANY | 387.50 | 0.006363620 | 2.47 |
| MISCELLANEOUS EQUIPMENT RENTAL | MEWBOURNE OIL COMPANY | 1,800.00 | 0.006363620 | 11.45 |
| OVERHEAD-FIXED RATE | MEWBOURNE OIL COMPANY | 881.16 | 0.006363620 | 5.61 |
| PUMPING | MEWBOURNE OIL COMPANY | 875.00 | 0.006363620 | 5.57 |
| PUMPING | MEWBOURNE OIL COMPANY | 656.25 | 0.006363620 | 4.18 |
| SALT WATER DISPOSAL | MEWBOURNE OIL COMPANY | 17,771.99 | 0.006363620 | 113.09 |
| Total Lease Operating Expense Cost | | 30,604.80 | | 194.77 |
| 62915000-30 SUBTOTAL | | 30,604.80 | 194.77 | |
| PROPERTY 62915000 TOTAL | | 30,604.80 | 194.77 | |
| 62915000PREPAYMENTS | | | | -194.77 |
| PROPERTY: 62916000 62916000-30 CREEDENCE 21/16 WIED ST COM 1H | | | | |
| <u>Lease Operating Expense</u> | | | | |
| ADVALOREM TAXES | TREASURER OF EDDY COUNT | 41.51 | 0.006363620 | 0.26 |
| COMPANY SUPERVISION | MEWBOURNE OIL COMPANY | 637.50 | 0.006363620 | 4.06 |
| COMPANY SUPERVISION | MEWBOURNE OIL COMPANY | 637.50 | 0.006363620 | 4.06 |
| COMPRESSOR MAINTENANCE | G&A FABRICATION LLC | 241.33 | 0.006363620 | 1.54 |
| COMPRESSOR MAINTENANCE | G&A FABRICATION LLC | 91.46 | 0.006363620 | 0.58 |
| COMPRESSOR MAINTENANCE | ROLFSON OIL LLC | 519.96 | 0.006363620 | 3.31 |
| COMPRESSOR MAINTENANCE | ROLFSON OIL LLC | 259.18 | 0.006363620 | 1.65 |
| COMPRESSOR MAINTENANCE | AUTOMATED WELLHEAD COM | 124.50 | 0.006363620 | 0.79 |
| COMPRESSOR MAINTENANCE | AUTOMATED WELLHEAD COM | 140.39 | 0.006363620 | 0.89 |
| COMPRESSOR MAINTENANCE | AUTOMATED WELLHEAD COM | 140.39 | 0.006363620 | 0.89 |
| COMPRESSOR RENTAL/SERVICES | TFH LTD CO | 496.68 | 0.006363620 | 3.16 |
| CONTRACT SUPERVISION | TURNCO ENTERPRISES LLC | 1,330.88 | 0.006363620 | 8.47 |
| CONTRACT SUPERVISION | TURNCO ENTERPRISES LLC | 1,330.88 | 0.006363620 | 8.47 |
| LEASE MAINTENANCE | MEWBOURNE OIL COMPANY | 95.10 | 0.006363620 | 0.61 |
| LEASE MAINTENANCE | TFH LTD CO | 463.95 | 0.006363620 | 2.95 |
| LEASE MAINTENANCE | AMERICAN MILLENNIUM COR | 17.64 | 0.006363620 | 0.11 |
| LEASE MAINTENANCE | D&H TRUCKING | 100.55 | 0.006363620 | 0.64 |

07-01-2020

250

MEWBOURNE OIL COMPANY

Page 13

TOM M RAGSDALE
400 N SAM HOUSTON PARKWAY EAST
SUITE 601
HOUSTON, TX 77060

INVOICE NO.: 202006-00692

INVOICE DATE: 6-30-2020

OWNER: 035904-1

BILLING FOR: June 2020

| REFERENCE/DESCRIPTION OF CHARGES | | GROSS CHARGES | WORKING INTEREST | NET CHARGE |
|------------------------------------|-----------------------------|---------------|------------------|------------|
| LEASE MAINTENANCE | TRINITY OILFIELD SERVICES & | 92.98 | 0.006363620 | 0.59 |
| LEASE MAINTENANCE | NGL WATER SOLUTIONS PERM | 120.53 | 0.006363620 | 0.77 |
| LEASE MAINTENANCE | QATAR LLC | 252.30 | 0.006363620 | 1.61 |
| LEASE MAINTENANCE | QATAR LLC | 72.66 | 0.006363620 | 0.46 |
| LEASE MAINTENANCE | MEWBOURNE OIL COMPANY | 387.50 | 0.006363620 | 2.47 |
| MISCELLANEOUS EQUIPMENT RENTAL | MEWBOURNE OIL COMPANY | 1,800.00 | 0.006363620 | 11.45 |
| OVERHEAD-FIXED RATE | MEWBOURNE OIL COMPANY | 881.16 | 0.006363620 | 5.61 |
| PUMPING | MEWBOURNE OIL COMPANY | 875.00 | 0.006363620 | 5.57 |
| PUMPING | MEWBOURNE OIL COMPANY | 656.25 | 0.006363620 | 4.18 |
| SALT WATER DISPOSAL | MEWBOURNE OIL COMPANY | 18,021.01 | 0.006363620 | 114.68 |
| Total Lease Operating Expense Cost | | 29,828.79 | | 189.83 |

62916000-30 SUBTOTAL

29,828.79

189.83

PROPERTY 62916000 TOTAL

29,828.79

189.83

62916000PREPAYMENTS

-189.83

PROPERTY: 62958000 62958000-30 GAZELLE 22 B3MD FED COM 1H

Lease Operating Expense

| | | | | |
|----------------------------|---------------------------|----------|-------------|--------|
| ADVALOREM TAXES | LEA COUNTY TREASURER | 5.28 | 0.195498190 | 1.03 |
| COMPANY SUPERVISION | MEWBOURNE OIL COMPANY | 637.50 | 0.195498190 | 124.63 |
| COMPANY SUPERVISION | MEWBOURNE OIL COMPANY | 637.50 | 0.195498190 | 124.63 |
| COMPANY SUPERVISION | MEWBOURNE OIL COMPANY | 1,275.00 | 0.195498190 | 249.26 |
| COMPANY SUPERVISION | MEWBOURNE OIL COMPANY | 433.50 | 0.195498190 | 84.75 |
| COMPRESSOR MAINTENANCE | G&A FABRICATION LLC | 175.86 | 0.195498190 | 34.38 |
| COMPRESSOR MAINTENANCE | G&A FABRICATION LLC | 141.92 | 0.195498190 | 27.75 |
| COMPRESSOR MAINTENANCE | G&A FABRICATION LLC | 141.92 | 0.195498190 | 27.75 |
| COMPRESSOR RENTAL/SERVICES | GUNS UP SERVICES | 113.58 | 0.195498190 | 22.20 |
| COMPRESSOR RENTAL/SERVICES | GUNS UP SERVICES | 30.28 | 0.195498190 | 5.92 |
| COMPRESSOR RENTAL/SERVICES | BASELINE ENERGY SERVICES | 59.92 | 0.195498190 | 11.72 |
| COMPRESSOR RENTAL/SERVICES | KODIAK GAS SERVICES LLC | 937.05 | 0.195498190 | 183.19 |
| COMPRESSOR RENTAL/SERVICES | KODIAK GAS SERVICES LLC | 4,747.51 | 0.195498190 | 928.13 |
| FUEL, POWER & ELECTRICAL | XCEL ENERGY | 423.87 | 0.195498190 | 82.86 |
| LEASE MAINTENANCE | MEWBOURNE OIL COMPANY | 95.10 | 0.195498190 | 18.59 |
| LEASE MAINTENANCE | AMERICAN MILLENNIUM COR | 21.42 | 0.195498190 | 4.19 |
| LEASE MAINTENANCE | K&S OILFIELD SUPPLIES LLC | 108.44 | 0.195498190 | 21.20 |
| LEASE MAINTENANCE | K&S OILFIELD SUPPLIES LLC | 116.42 | 0.195498190 | 22.76 |
| LEASE MAINTENANCE | CARLSBAD AUTOMATION SER | 257.70 | 0.195498190 | 50.38 |
| LEASE MAINTENANCE | TURNCO ENTERPRISES LLC | 71.25 | 0.195498190 | 13.93 |
| LEASE MAINTENANCE | TURNCO ENTERPRISES LLC | 21.92 | 0.195498190 | 4.29 |
| LEASE MAINTENANCE | TURNCO ENTERPRISES LLC | 43.84 | 0.195498190 | 8.57 |
| LEASE MAINTENANCE | TURNCO ENTERPRISES LLC | 322.44 | 0.195498190 | 63.03 |
| LEASE MAINTENANCE | MEWBOURNE OIL COMPANY | 387.50 | 0.195498190 | 75.76 |
| LEASE MAINTENANCE | MEWBOURNE OIL COMPANY | 387.50 | 0.195498190 | 75.76 |

07-01-2020

251

MEWBOURNE OIL COMPANY

Page 14

TOM M RAGSDALE
400 N SAM HOUSTON PARKWAY EAST
SUITE 601
HOUSTON, TX 77060

INVOICE NO.: 202006-00692
INVOICE DATE: 6-30-2020
OWNER: 035904-1
BILLING FOR: June 2020

| REFERENCE/DESCRIPTION OF CHARGES | | GROSS CHARGES | WORKING INTEREST | NET CHARGE |
|--|-----------------------------|------------------|------------------|------------|
| MISCELLANEOUS EQUIPMENT RENTAL | MEWBOURNE OIL COMPANY | 147.00 | 0.195498190 | 28.74 |
| OVERHEAD-FIXED RATE | MEWBOURNE OIL COMPANY | 881.16 | 0.195498190 | 172.27 |
| PRIME MOVER MAINTENANCE | ODESSA PUMPS & EQUIPMENT | 57.28 | 0.195498190 | 11.20 |
| PRIME MOVER MAINTENANCE | HR COMPRESSION & SERVICE | 660.04 | 0.195498190 | 129.03 |
| PROFESSIONAL SERVICES | PRICE ENERGY CONSULTING I | 60.00 | 0.195498190 | 11.73 |
| PUMPING | MEWBOURNE OIL COMPANY | 875.00 | 0.195498190 | 171.06 |
| PUMPING | MEWBOURNE OIL COMPANY | 656.25 | 0.195498190 | 128.30 |
| SALT WATER DISPOSAL | OWL SWD OPERATING LLC | 4,291.74 | 0.195498190 | 839.02 |
| SALT WATER DISPOSAL | NGL WATER SOLUTIONS PERM | 118.67 | 0.195498190 | 23.20 |
| SALT WATER DISPOSAL | LIMESTONE BASIN PROPERTIE | 282.50 | 0.195498190 | 55.23 |
| SITE RESTORATION & EXCAVATION | TRINITY OILFIELD SERVICES & | 127.08 | 0.195498190 | 24.84 |
| Total Lease Operating Expense Cost | | 19,750.94 | | 3,861.28 |
| 62958000-30 SUBTOTAL | | 19,750.94 | 3,861.28 | |
| PROPERTY 62958000 TOTAL | | 19,750.94 | 3,861.28 | |
| PROPERTY: 62959000 62959000-20 GAZELLE 22 B3NC FED COM 1H | | | | |
| <u>Intangible Well Cost</u> | | | | |
| TRANSPORTATION | DIVINE WIRELINE SOLUTIONS | -470.19 | 0.001524840 | -0.72 |
| Total Intangible Well Cost Cost | | -470.19 | | -0.72 |
| <u>Equipment Beyond Wellhead</u> | | | | |
| ELECTRICAL INSTALLATIONS | INGRAM PROFESSIONAL SERV | -52.15 | 0.001524840 | -0.08 |
| ELECTRICAL INSTALLATIONS | INGRAM PROFESSIONAL SERV | -2,153.20 | 0.001524840 | -3.28 |
| Total Equipment Beyond Wellhead Cost | | -2,205.35 | | -3.36 |
| 62959000-20 SUBTOTAL | | -2,675.54 | -4.08 | |
| PROPERTY: 62959000 62959000-30 GAZELLE 22 B3NC FED COM 1H | | | | |
| <u>Lease Operating Expense</u> | | | | |
| OVERHEAD-FIXED RATE | MEWBOURNE OIL COMPANY | -837.60 | 0.001500000 | -1.28 |
| CHEMICALS-WATER TREATING | IMPERATIVE CHEMICAL PART | -118.95 | 0.001524840 | -0.18 |
| CHEMICALS-WATER TREATING | IMPERATIVE CHEMICAL PART | -232.25 | 0.001524840 | -0.35 |
| CHEMICALS-WATER TREATING | IMPERATIVE CHEMICAL PART | -118.95 | 0.001524840 | -0.18 |
| COMPANY SUPERVISION | MEWBOURNE OIL COMPANY | -1,250.00 | 0.001524840 | -1.91 |
| COMPANY SUPERVISION | MEWBOURNE OIL COMPANY | -625.00 | 0.001524840 | -0.95 |
| COMPRESSOR MAINTENANCE | G&A FABRICATION LLC | -144.93 | 0.001524840 | -0.22 |
| COMPRESSOR MAINTENANCE | G&A FABRICATION LLC | -92.88 | 0.001524840 | -0.14 |
| COMPRESSOR MAINTENANCE | G&A FABRICATION LLC | -230.68 | 0.001524840 | -0.35 |
| COMPRESSOR MAINTENANCE | G&A FABRICATION LLC | -114.60 | 0.001524840 | -0.17 |
| COMPRESSOR MAINTENANCE | G&A FABRICATION LLC | -163.88 | 0.001524840 | -0.25 |
| COMPRESSOR RENTAL/SERVICES | R360 ENVIRONMENTAL SOLUT | -736.82 | 0.001524840 | -1.12 |
| COMPRESSOR RENTAL/SERVICES | BASELINE ENERGY SERVICES | -130.82 | 0.001524840 | -0.20 |
| FUEL, POWER & ELECTRICAL | PILOT THOMAS LOGISTICS LL | -79.85 | 0.001524840 | -0.12 |
| FUEL, POWER & ELECTRICAL | PILOT THOMAS LOGISTICS LL | -74.04 | 0.001524840 | -0.11 |

07-01-2020

252

MEWBOURNE OIL COMPANY

Page 15

TOM M RAGSDALE
400 N SAM HOUSTON PARKWAY EAST
SUITE 601
HOUSTON, TX 77060

INVOICE NO.: 202006-00692

INVOICE DATE: 6-30-2020

OWNER: 035904-1

BILLING FOR: June 2020

| REFERENCE/DESCRIPTION OF CHARGES | | GROSS CHARGES | WORKING INTEREST | NET CHARGE |
|----------------------------------|-----------------------------|------------------|---------------------|---------------|
| FUEL, POWER & ELECTRICAL | PILOT THOMAS LOGISTICS LL | -274.66 | 0.001524840 | -0.42 |
| FUEL, POWER & ELECTRICAL | PILOT THOMAS LOGISTICS LL | -83.02 | 0.001524840 | -0.13 |
| LEASE MAINTENANCE | CUSTOM WELDING OF HOBBS | -909.53 | 0.001524840 | -1.39 |
| LEASE MAINTENANCE | BAKER HUGHES OILFIELD | -1,302.03 | 0.001524840 | -1.99 |
| LEASE MAINTENANCE | AMERICAN MILLENNIUM COR | -14.92 | 0.001524840 | -0.02 |
| LEASE MAINTENANCE | 7B ROUSTABOUT LLC | -65.00 | 0.001524840 | -0.10 |
| LEASE MAINTENANCE | 7B ROUSTABOUT LLC | -357.50 | 0.001524840 | -0.55 |
| LEASE MAINTENANCE | 7B ROUSTABOUT LLC | -162.50 | 0.001524840 | -0.25 |
| LEASE MAINTENANCE | 7B ROUSTABOUT LLC | -162.50 | 0.001524840 | -0.25 |
| LEASE MAINTENANCE | K&S OILFIELD SUPPLIES LLC | -64.92 | 0.001524840 | -0.10 |
| LEASE MAINTENANCE | K&S OILFIELD SUPPLIES LLC | -511.98 | 0.001524840 | -0.78 |
| LEASE MAINTENANCE | K&S OILFIELD SUPPLIES LLC | -601.59 | 0.001524840 | -0.92 |
| LEASE MAINTENANCE | K&S OILFIELD SUPPLIES LLC | -992.52 | 0.001524840 | -1.51 |
| LEASE MAINTENANCE | G&A FABRICATION LLC | -1,476.08 | 0.001524840 | -2.25 |
| LEASE MAINTENANCE | TURNCO ENTERPRISES LLC | -71.25 | 0.001524840 | -0.11 |
| LEASE MAINTENANCE | TURNCO ENTERPRISES LLC | -71.25 | 0.001524840 | -0.11 |
| LEASE MAINTENANCE | TURNCO ENTERPRISES LLC | -45.00 | 0.001524840 | -0.07 |
| LEASE MAINTENANCE | TURNCO ENTERPRISES LLC | -95.00 | 0.001524840 | -0.14 |
| LEASE MAINTENANCE | TURNCO ENTERPRISES LLC | -95.00 | 0.001524840 | -0.14 |
| LEASE MAINTENANCE | TURNCO ENTERPRISES LLC | -190.00 | 0.001524840 | -0.29 |
| LEASE MAINTENANCE | INGRAM PROFESSIONAL SERV | -80.56 | 0.001524840 | -0.12 |
| LEASE MAINTENANCE | TRINITY OILFIELD SERVICES & | -237.37 | 0.001524840 | -0.36 |
| LEASE MAINTENANCE | EP&S LLC | -120.64 | 0.001524840 | -0.18 |
| LEASE MAINTENANCE | EP&S LLC | -119.83 | 0.001524840 | -0.18 |
| LEASE MAINTENANCE | WILDCAT PUMP & ENGINE REI | -481.55 | 0.001524840 | -0.73 |
| LEASE MAINTENANCE | WILDCAT PUMP & ENGINE REI | -240.75 | 0.001524840 | -0.37 |
| LEASE MAINTENANCE | WILDCAT PUMP & ENGINE REI | -329.34 | 0.001524840 | -0.50 |
| LEASE MAINTENANCE | WILDCAT PUMP & ENGINE REI | -322.26 | 0.001524840 | -0.49 |
| LEASE MAINTENANCE | WILDCAT PUMP & ENGINE REI | -145.30 | 0.001524840 | -0.22 |
| LEASE MAINTENANCE | WILDCAT PUMP & ENGINE REI | -145.30 | 0.001524840 | -0.22 |
| LEASE MAINTENANCE | AY TRUCKING INC | -113.01 | 0.001524840 | -0.17 |
| LEASE MAINTENANCE | AY TRUCKING INC | -177.39 | 0.001524840 | -0.27 |
| LEASE MAINTENANCE | MEWBOURNE OIL COMPANY | -193.75 | 0.001524840 | -0.30 |
| LEASE MAINTENANCE | MEWBOURNE OIL COMPANY | -387.50 | 0.001524840 | -0.59 |
| MISCELLANEOUS EQUIPMENT RENTAL | MEWBOURNE OIL COMPANY | -243.60 | 0.001524840 | -0.37 |
| MISCELLANEOUS EQUIPMENT RENTAL | SUNDOWN ENVIRO LLC | -10,761.50 | 0.001524840 | -16.41 |
| MISCELLANEOUS EQUIPMENT RENTAL | TRINITY OILFIELD SERVICES & | -553.15 | 0.001524840 | -0.84 |
| PUMPING | MEWBOURNE OIL COMPANY | -875.00 | 0.001524840 | -1.33 |
| PUMPING | MEWBOURNE OIL COMPANY | -656.25 | 0.001524840 | -1.00 |
| SALT WATER DISPOSAL | OWL SWD OPERATING LLC | -6,071.48 | 0.001524840 | -9.26 |
| SALT WATER DISPOSAL | OWL SWD OPERATING LLC | -5,105.27 | 0.001524840 | -7.78 |
| SALT WATER DISPOSAL | NGL WATER SOLUTIONS PERM | -32.97 | 0.001524840 | -0.05 |

07-01-2020

253

MEWBOURNE OIL COMPANY

Page 16

TOM M RAGSDALE
400 N SAM HOUSTON PARKWAY EAST
SUITE 601
HOUSTON, TX 77060

INVOICE NO.: 202006-00692

INVOICE DATE: 6-30-2020

OWNER: 035904-1

BILLING FOR: June 2020

| REFERENCE/DESCRIPTION OF CHARGES | | GROSS CHARGES | WORKING INTEREST | NET CHARGE |
|------------------------------------|---------------------------|------------------|---------------------|---------------|
| SALT WATER DISPOSAL | NGL WATER SOLUTIONS PERM | -686.41 | 0.001524840 | -1.05 |
| SALT WATER DISPOSAL | NGL WATER SOLUTIONS PERM | -3,475.87 | 0.001524840 | -5.30 |
| SALT WATER DISPOSAL | QATAR LLC | -686.24 | 0.001524840 | -1.05 |
| SALT WATER DISPOSAL | LIMESTONE BASIN PROPERTIE | -336.04 | 0.001524840 | -0.51 |
| SITE RESTORATION & EXCAVATION | R360 ENVIRONMENTAL SOLUT | -108.07 | 0.001524840 | -0.16 |
| SITE RESTORATION & EXCAVATION | HALL ENVIRONMENTAL ANAI | -39.24 | 0.001524840 | -0.06 |
| SITE RESTORATION & EXCAVATION | SUNDANCE SERVICES WEST II | -80.48 | 0.001524840 | -0.12 |
| Total Lease Operating Expense Cost | | -45,303.62 | | -69.04 |
| <u>Lease Operating Expense</u> | | | | |
| OVERHEAD-FIXED RATE | MEWBOURNE OIL COMPANY | -881.16 | 0.001500000 | -1.34 |
| CHEMICALS-WATER TREATING | IMPERATIVE CHEMICAL PART | -264.66 | 0.001524840 | -0.40 |
| COMPRESSOR MAINTENANCE | G&A FABRICATION LLC | -179.39 | 0.001524840 | -0.27 |
| COMPRESSOR MAINTENANCE | G&A FABRICATION LLC | -178.78 | 0.001524840 | -0.27 |
| COMPRESSOR MAINTENANCE | G&A FABRICATION LLC | -164.77 | 0.001524840 | -0.25 |
| COMPRESSOR MAINTENANCE | G&A FABRICATION LLC | -69.16 | 0.001524840 | -0.11 |
| COMPRESSOR MAINTENANCE | G&A FABRICATION LLC | -187.20 | 0.001524840 | -0.29 |
| COMPRESSOR RENTAL/SERVICES | GRAVITY OILFIELD SERVICES | -74.88 | 0.001524840 | -0.11 |
| COMPRESSOR RENTAL/SERVICES | GRAVITY OILFIELD SERVICES | -74.88 | 0.001524840 | -0.11 |
| COMPRESSOR RENTAL/SERVICES | GRAVITY OILFIELD SERVICES | -805.08 | 0.001524840 | -1.23 |
| COMPRESSOR RENTAL/SERVICES | GRAVITY OILFIELD SERVICES | -753.14 | 0.001524840 | -1.15 |
| COMPRESSOR RENTAL/SERVICES | GRAVITY OILFIELD SERVICES | -70.06 | 0.001524840 | -0.11 |
| COMPRESSOR RENTAL/SERVICES | GRAVITY OILFIELD SERVICES | -322.22 | 0.001524840 | -0.49 |
| COMPRESSOR RENTAL/SERVICES | GRAVITY OILFIELD SERVICES | -74.88 | 0.001524840 | -0.11 |
| LEASE MAINTENANCE | CUSTOM WELDING OF HOBBS | -74.43 | 0.001524840 | -0.11 |
| LEASE MAINTENANCE | CUSTOM WELDING OF HOBBS | -225.30 | 0.001524840 | -0.34 |
| LEASE MAINTENANCE | BAKER HUGHES OILFIELD | -56.24 | 0.001524840 | -0.09 |
| LEASE MAINTENANCE | BAKER HUGHES OILFIELD | -89.09 | 0.001524840 | -0.14 |
| LEASE MAINTENANCE | GARNER PUMP & SUPPLY INC | -266.49 | 0.001524840 | -0.41 |
| LEASE MAINTENANCE | AMERICAN MILLENNIUM COR | -17.61 | 0.001524840 | -0.03 |
| LEASE MAINTENANCE | THE GASCO MANUFACTURING | -172.69 | 0.001524840 | -0.26 |
| LEASE MAINTENANCE | KEYSTONE PUMP & SUPPLY LI | -64.81 | 0.001524840 | -0.10 |
| LEASE MAINTENANCE | K&S OILFIELD SUPPLIES LLC | -125.56 | 0.001524840 | -0.19 |
| LEASE MAINTENANCE | TURNCO ENTERPRISES LLC | -47.50 | 0.001524840 | -0.07 |
| LEASE MAINTENANCE | TURNCO ENTERPRISES LLC | -23.75 | 0.001524840 | -0.04 |
| LEASE MAINTENANCE | TURNCO ENTERPRISES LLC | -95.00 | 0.001524840 | -0.14 |
| LEASE MAINTENANCE | TURNCO ENTERPRISES LLC | -137.50 | 0.001524840 | -0.21 |
| LEASE MAINTENANCE | TURNCO ENTERPRISES LLC | -71.25 | 0.001524840 | -0.11 |
| LEASE MAINTENANCE | TURNCO ENTERPRISES LLC | -47.50 | 0.001524840 | -0.07 |
| LEASE MAINTENANCE | TURNCO ENTERPRISES LLC | -166.25 | 0.001524840 | -0.25 |
| LEASE MAINTENANCE | INGRAM PROFESSIONAL SERV | -2,066.79 | 0.001524840 | -3.15 |
| LEASE MAINTENANCE | INGRAM PROFESSIONAL SERV | -93.23 | 0.001524840 | -0.14 |

07-01-2020

254

MEWBOURNE OIL COMPANY

Page 17

TOM M RAGSDALE
400 N SAM HOUSTON PARKWAY EAST
SUITE 601
HOUSTON, TX 77060

INVOICE NO.: 202006-00692
INVOICE DATE: 6-30-2020
OWNER: 035904-1
BILLING FOR: June 2020

| REFERENCE/DESCRIPTION OF CHARGES | | GROSS CHARGES | WORKING INTEREST | NET CHARGE |
|------------------------------------|-----------------------------|---------------|------------------|------------|
| LEASE MAINTENANCE | INGRAM PROFESSIONAL SERV | -108.77 | 0.001524840 | -0.17 |
| LEASE MAINTENANCE | EP&S LLC | -658.28 | 0.001524840 | -1.00 |
| LEASE MAINTENANCE | WILDCAT PUMP & ENGINE REI | -1,122.11 | 0.001524840 | -1.71 |
| LEASE MAINTENANCE | MEWBOURNE OIL COMPANY | -193.75 | 0.001524840 | -0.30 |
| LEASE MAINTENANCE | MEWBOURNE OIL COMPANY | -193.75 | 0.001524840 | -0.30 |
| MISCELLANEOUS EQUIPMENT RENTAL | MEWBOURNE OIL COMPANY | -260.40 | 0.001524840 | -0.40 |
| PROFESSIONAL SERVICES | PRICE ENERGY CONSULTING I | -75.00 | 0.001524840 | -0.11 |
| PUMPING | MEWBOURNE OIL COMPANY | -875.00 | 0.001524840 | -1.33 |
| PUMPING | MEWBOURNE OIL COMPANY | -656.25 | 0.001524840 | -1.00 |
| SALT WATER DISPOSAL | OWL SWD OPERATING LLC | -12,431.61 | 0.001524840 | -18.96 |
| SALT WATER DISPOSAL | LIMESTONE BASIN PROPERTIE | -818.28 | 0.001524840 | -1.25 |
| SITE RESTORATION & EXCAVATION | TRINITY OILFIELD SERVICES & | -4,125.52 | 0.001524840 | -6.29 |
| Total Lease Operating Expense Cost | | -29,459.97 | | -44.91 |

62959000-30 SUBTOTAL

-74,763.59

-113.95

PROPERTY 62959000 TOTAL

-77,439.13

-118.03

PROPERTY: 72185000 72185000-10 CREEDENCE 21/16 W0FC ST COM 4H

Intangible Well Cost

| | | | | |
|---------------------------------|----------------------------|----------|-------------|-------|
| INSPECTION & REPAIR SERVICES | DUKE OILFIELD SERVICES LLC | 217.45 | 0.006363620 | 1.38 |
| INSPECTION & REPAIR SERVICES | BELARCO INDUSTRIAL CLEAN | 665.00 | 0.006363620 | 4.23 |
| PERMITS AND SURVEYS | RRC SURVEYING LLC | 893.23 | 0.006363620 | 5.68 |
| WELL / LEASE LEGAL | SCHUTZ ABSTRACT COMPANY | 266.76 | 0.006363620 | 1.70 |
| Total Intangible Well Cost Cost | | 2,042.44 | | 12.99 |

72185000-10 SUBTOTAL

2,042.44

12.99

PROPERTY: 72185000 72185000-20 CREEDENCE 21/16 W0FC ST COM 4H

Intangible Well Cost

| | | | | |
|---------------------------------|-----------------------|----------|-------------|-------|
| COMPANY SUPERVISION | MEWBOURNE OIL COMPANY | 1,275.00 | 0.006363620 | 8.11 |
| COMPANY SUPERVISION | MEWBOURNE OIL COMPANY | 1,593.75 | 0.006363620 | 10.14 |
| COMPANY SUPERVISION | MEWBOURNE OIL COMPANY | 637.50 | 0.006363620 | 4.06 |
| EQUIPMENT RENTAL | TRIPLE T'S LINING LLC | 305.77 | 0.006363620 | 1.95 |
| WELDING & CONSTRUCTION | MEWBOURNE OIL COMPANY | 775.00 | 0.006363620 | 4.93 |
| WELDING & CONSTRUCTION | MEWBOURNE OIL COMPANY | 3,487.50 | 0.006363620 | 22.19 |
| Total Intangible Well Cost Cost | | 8,074.52 | | 51.38 |

Equipment Beyond Wellhead

| | | | | |
|-------------------------------|---------------------------|-----------|-------------|--------|
| ELECTRICAL INSTALLATIONS | INGRAM PROFESSIONAL SERV | 7,631.41 | 0.006363620 | 48.56 |
| ELECTRICAL INSTALLATIONS | INGRAM PROFESSIONAL SERV | 565.80 | 0.006363620 | 3.60 |
| ELECTRICAL INSTALLATIONS | INGRAM PROFESSIONAL SERV | 3,191.61 | 0.006363620 | 20.31 |
| MISC. VALVES & FITTINGS | K&S OILFIELD SUPPLIES LLC | 98,091.67 | 0.006363620 | 624.22 |
| MISC. VALVES & FITTINGS | STANDARD OIL FIELD SUPPLY | 1.97 | 0.006363620 | 0.01 |
| MISC. VALVES & FITTINGS | STANDARD OIL FIELD SUPPLY | 122.42 | 0.006363620 | 0.78 |
| PRODUCTION EQUIP INSTALLATION | 7B ROUSTABOUT LLC | 1,442.50 | 0.006363620 | 9.18 |

07-01-2020

255

MEWBOURNE OIL COMPANY

Page 18

TOM M RAGSDALE
400 N SAM HOUSTON PARKWAY EAST
SUITE 601
HOUSTON, TX 77060

INVOICE NO.: 202006-00692
INVOICE DATE: 6-30-2020
OWNER: 035904-1
BILLING FOR: June 2020

| REFERENCE/DESCRIPTION OF CHARGES | | GROSS CHARGES | WORKING INTEREST | NET CHARGE |
|--|----------------------------|-------------------|------------------|----------------|
| PRODUCTION EQUIP INSTALLATION | VAPROX LLC | 157.69 | 0.006363620 | 1.00 |
| PRODUCTION EQUIP INSTALLATION | VAPROX LLC | 78.84 | 0.006363620 | 0.50 |
| Total Equipment Beyond Wellhead Cost | | 111,283.91 | | 708.16 |
| 72185000-20 SUBTOTAL | | 119,358.43 | 759.54 | |
| PROPERTY: 72185000 72185000-30 CREEDENCE 21/16 W0FC ST COM 4H | | | | |
| <u>Lease Operating Expense</u> | | | | |
| LEASE MAINTENANCE | MEWBOURNE OIL COMPANY | 95.10 | 0.006363620 | 0.61 |
| Total Lease Operating Expense Cost | | 95.10 | | 0.61 |
| 72185000-30 SUBTOTAL | | 95.10 | 0.61 | |
| PROPERTY 72185000 TOTAL | | 121,495.97 | 773.14 | |
| 72185000PREPAYMENTS | | | | -773.14 |
| PROPERTY: 72186000 72186000-10 CREEDENCE 21/16 W1FC ST COM 3H | | | | |
| <u>Intangible Well Cost</u> | | | | |
| INSPECTION & REPAIR SERVICES | DUKE OILFIELD SERVICES LLC | 217.47 | 0.006363620 | 1.38 |
| INSPECTION & REPAIR SERVICES | BELARCO INDUSTRIAL CLEAN | 665.00 | 0.006363620 | 4.23 |
| MUD | ANCHOR DRILLING FLUIDS US | 546.65 | 0.006363620 | 3.48 |
| PERMITS AND SURVEYS | RRC SURVEYING LLC | 893.23 | 0.006363620 | 5.68 |
| Total Intangible Well Cost Cost | | 2,322.35 | | 14.77 |
| 72186000-10 SUBTOTAL | | 2,322.35 | 14.77 | |
| PROPERTY: 72186000 72186000-20 CREEDENCE 21/16 W1FC ST COM 3H | | | | |
| <u>Intangible Well Cost</u> | | | | |
| COMPANY SUPERVISION | MEWBOURNE OIL COMPANY | 1,275.00 | 0.006363620 | 8.11 |
| COMPANY SUPERVISION | MEWBOURNE OIL COMPANY | 1,593.75 | 0.006363620 | 10.14 |
| COMPANY SUPERVISION | MEWBOURNE OIL COMPANY | 637.50 | 0.006363620 | 4.06 |
| EQUIPMENT RENTAL | TRIPLE T'S LINING LLC | 305.79 | 0.006363620 | 1.95 |
| WELDING & CONSTRUCTION | MEWBOURNE OIL COMPANY | 3,487.50 | 0.006363620 | 22.19 |
| WELDING & CONSTRUCTION | MEWBOURNE OIL COMPANY | 775.00 | 0.006363620 | 4.93 |
| Total Intangible Well Cost Cost | | 8,074.54 | | 51.38 |
| <u>Equipment Beyond Wellhead</u> | | | | |
| ELECTRICAL INSTALLATIONS | INGRAM PROFESSIONAL SERV | 7,631.32 | 0.006363620 | 48.56 |
| ELECTRICAL INSTALLATIONS | INGRAM PROFESSIONAL SERV | 565.86 | 0.006363620 | 3.60 |
| ELECTRICAL INSTALLATIONS | INGRAM PROFESSIONAL SERV | 3,191.68 | 0.006363620 | 20.31 |
| MISC. VALVES & FITTINGS | K&S OILFIELD SUPPLIES LLC | 98,093.12 | 0.006363620 | 624.23 |
| MISC. VALVES & FITTINGS | STANDARD OIL FIELD SUPPLY | 1.97 | 0.006363620 | 0.01 |
| MISC. VALVES & FITTINGS | STANDARD OIL FIELD SUPPLY | 122.47 | 0.006363620 | 0.78 |
| PRODUCTION EQUIP INSTALLATION | 7B ROUSTABOUT LLC | 1,442.50 | 0.006363620 | 9.18 |
| PRODUCTION EQUIP INSTALLATION | VAPROX LLC | 157.69 | 0.006363620 | 1.00 |
| PRODUCTION EQUIP INSTALLATION | VAPROX LLC | 78.85 | 0.006363620 | 0.50 |
| Total Equipment Beyond Wellhead Cost | | 111,285.46 | | 708.17 |

07-01-2020

256

MEWBOURNE OIL COMPANY

Page 19

TOM M RAGSDALE
 400 N SAM HOUSTON PARKWAY EAST
 SUITE 601
 HOUSTON, TX 77060

INVOICE NO.: 202006-00692

INVOICE DATE: 6-30-2020

OWNER: 035904-1

BILLING FOR: June 2020

| REFERENCE/DESCRIPTION OF CHARGES | GROSS CHARGES | WORKING INTEREST | NET CHARGE |
|--|-------------------|---------------------|----------------|
| 72186000-20 SUBTOTAL | 119,360.00 | 759.55 | |
| PROPERTY: 72186000 72186000-30 CREEDENCE 21/16 WIFC ST COM 3H | | | |
| <u>Lease Operating Expense</u> | | | |
| LEASE MAINTENANCE MEWBOURNE OIL COMPANY | 95.10 | 0.006363620 | 0.61 |
| Total Lease Operating Expense Cost | 95.10 | | 0.61 |
| 72186000-30 SUBTOTAL | 95.10 | 0.61 | |
| PROPERTY 72186000 TOTAL | 121,777.45 | 774.93 | |
| 72186000PREPAYMENTS | | | -774.93 |

07-01-2020

257

Page 1

MEWBOURNE OIL COMPANY

MEWBOURNE OIL COMPANY
P O BOX 7698
TYLER, TX 75711-7698

TOM M RAGSDALE
400 N SAM HOUSTON PARKWAY EAST
SUITE 601
HOUSTON, TX 77060

INVOICE NO.: 202007-02580

INVOICE DATE: 7-31-2020

OWNER: 035904-1

BILLING FOR: July 2020

BALANCE FORWARD**92,622.22**

| CURRENT PERIOD ADJUSTMENT | | | | | AMOUNT |
|--|----------|-------------------|--------------|------------------|-------------------|
| RECEIPTS | | | | | |
| PAYMENT #: 111893 PAYMENT DATE: 07/08/2020 | | | | | -31,299.50 |
| TOTAL CURRENT PERIOD ADJUSTMENT | | | | | -31,299.50 |
| CURRENT CHARGES | | | | | |
| | | | | | |
| 62390000 - PRONGHORN 15 B3BO FED COM 1H | TIER: 30 | 21.964.19 | 0.0683747500 | 1.501.81 | |
| 62391000 - PRONGHORN 15 B3CN FED COM 1H | TIER: 20 | -14.420.25 | 0.0683747500 | -985.98 | |
| 62391000 - PRONGHORN 15 B3CN FED COM 1H | TIER: 30 | 24.591.84 | 0.0683747500 | 1.681.49 | |
| 62392000 - PRONGHORN 15 B3DM FED COM 1H | TIER: 30 | 20.735.91 | 0.0683747500 | 1.417.78 | |
| 62774000 - IBEX 10 B3MD FED COM 1H | TIER: 20 | -14.420.25 | 0.0519088600 | -748.54 | |
| 62774000 - IBEX 10 B3MD FED COM 1H | TIER: 30 | 21.312.51 | 0.0519088600 | 1.106.33 | |
| 62775000 - IBEX 10 B3NC FED COM 1H | TIER: 20 | -14.420.25 | 0.0519088600 | -748.54 | |
| 62775000 - IBEX 10 B3NC FED COM 1H | TIER: 30 | 26.722.75 | 0.0519088600 | 1.387.15 | |
| 62776000 - IBEX 10 B3OB FED COM 1H | TIER: 20 | 16.575.00 | 0.0310932000 | 515.37 | |
| 62776000 - IBEX 10 B3OB FED COM 1H | TIER: 30 | 16.176.61 | 0.0310932000 | 502.98 | |
| 62906000 - GAZELLE 22 B2MD FED COM 2H | TIER: 20 | -14.420.25 | 0.1954981900 | -2.819.13 | |
| 62906000 - GAZELLE 22 B2MD FED COM 2H | TIER: 30 | 17.969.67 | 0.1954981900 | 3.513.11 | |
| 62915000 - CREEDENCE 21/16 W0ED ST COM 2H | TIER: 20 | 24.695.03 | 0.0063636200 | 157.16 | |
| 62915000 - CREEDENCE 21/16 W0ED ST COM 2H | TIER: 30 | 80.552.52 | 0.0063636200 | 512.63 | |
| 62916000 - CREEDENCE 21/16 W1ED ST COM 1H | TIER: 10 | 2.558.81 | 0.0063636200 | 16.28 | |
| 62916000 - CREEDENCE 21/16 W1ED ST COM 1H | TIER: 20 | 26.037.66 | 0.0063636200 | 165.70 | |
| 62916000 - CREEDENCE 21/16 W1ED ST COM 1H | TIER: 30 | 91.940.95 | 0.0063636200 | 585.10 | |
| 62958000 - GAZELLE 22 B3MD FED COM 1H | TIER: 20 | -14.420.25 | 0.1954981900 | -2.819.13 | |
| 62958000 - GAZELLE 22 B3MD FED COM 1H | TIER: 30 | 30.134.77 | 0.1954981900 | 5.891.34 | |
| 72185000 - CREEDENCE 21/16 W0FC ST COM 4H | TIER: 10 | 831.18 | 0.0063636200 | 5.29 | |
| 72185000 - CREEDENCE 21/16 W0FC ST COM 4H | TIER: 20 | 11.694.78 | 0.0063636200 | 74.42 | |
| 72185000 - CREEDENCE 21/16 W0FC ST COM 4H | TIER: 30 | 6.723.39 | 0.0063636200 | 42.79 | |
| 72186000 - CREEDENCE 21/16 W1FC ST COM 3H | TIER: 10 | 831.21 | 0.0063636200 | 5.29 | |
| 72186000 - CREEDENCE 21/16 W1FC ST COM 3H | TIER: 20 | 11.339.47 | 0.0063636200 | 72.16 | |
| TOTAL CURRENT CHARGES | | 381,287.00 | | 11,032.86 | |
| APPLIED ADVANCES | | | | | |
| | | | | | |
| 62915000 - CREEDENCE 21/16 W0ED ST COM 2H | | | | -669.79 | |
| 62916000 - CREEDENCE 21/16 W1ED ST COM 1H | | | | -767.08 | |
| 72185000 - CREEDENCE 21/16 W0FC ST COM 4H | | | | -122.50 | |
| 72186000 - CREEDENCE 21/16 W1FC ST COM 3H | | | | -77.45 | |
| APPLIED ADVANCES TOTAL | | | | | -1,636.82 |
| INVOICE TOTAL | | | | | 9,396.04 |

OUTSTANDING BALANCE**70,718.76**

07-31-2020

258

MEWBOURNE OIL COMPANY

Page 2

TOM M RAGSDALE
400 N SAM HOUSTON PARKWAY EAST
SUITE 601
HOUSTON, TX 77060

INVOICE NO.: 202007-02580
INVOICE DATE: 7-31-2020
OWNER: 035904-1
BILLING FOR: July 2020

PLEASE INDICATE INVOICE# 202007-02580
AND ACCOUNT# 035904-1
ON REMITTANCE
PAYMENT DUE 15 DAYS AFTER RECEIPT OF INVOICE PAYABLE IN US DOLLARS

FOR INQUIRIES, PLEASE CONTACT (903) 561-2900

07-31-2020

259

MEWBOURNE OIL COMPANY

Page 3

TOM M RAGSDALE
400 N SAM HOUSTON PARKWAY EAST
SUITE 601
HOUSTON, TX 77060

INVOICE NO.: 202007-02580

INVOICE DATE: 7-31-2020

OWNER: 035904-1

BILLING FOR: July 2020

| REFERENCE/DESCRIPTION OF CHARGES | | GROSS CHARGES | WORKING INTEREST | NET CHARGE |
|--|-----------------------------|------------------|---------------------|---------------|
| PROPERTY: 62390000 62390000-30 PRONGHORN 15 B3BO FED COM 1H | | | | |
| <u>Lease Operating Expense</u> | | | | |
| CHEMICALS-WATER TREATING | IMPERATIVE CHEMICAL PART | 111.82 | 0.068374750 | 7.65 |
| CHEMICALS-WATER TREATING | IMPERATIVE CHEMICAL PART | 237.90 | 0.068374750 | 16.27 |
| CHEMICALS-WATER TREATING | IMPERATIVE CHEMICAL PART | 261.99 | 0.068374750 | 17.91 |
| COMPANY SUPERVISION | MEWBOURNE OIL COMPANY | 420.75 | 0.068374750 | 28.77 |
| COMPANY SUPERVISION | MEWBOURNE OIL COMPANY | 637.50 | 0.068374750 | 43.59 |
| COMPANY SUPERVISION | MEWBOURNE OIL COMPANY | 420.75 | 0.068374750 | 28.77 |
| COMPRESSOR MAINTENANCE | G&A FABRICATION LLC | 141.92 | 0.068374750 | 9.70 |
| COMPRESSOR MAINTENANCE | G&A FABRICATION LLC | 141.92 | 0.068374750 | 9.70 |
| COMPRESSOR MAINTENANCE | G&A FABRICATION LLC | 283.84 | 0.068374750 | 19.40 |
| COMPRESSOR RENTAL/SERVICES | GUNS UP SERVICES | 241.69 | 0.068374750 | 16.53 |
| COMPRESSOR RENTAL/SERVICES | GRAVITY OILFIELD SERVICES | 29.24 | 0.068374750 | 2.00 |
| COMPRESSOR RENTAL/SERVICES | GRAVITY OILFIELD SERVICES | 30.22 | 0.068374750 | 2.07 |
| COMPRESSOR RENTAL/SERVICES | GRAVITY OILFIELD SERVICES | 29.24 | 0.068374750 | 2.00 |
| COMPRESSOR RENTAL/SERVICES | TOTAL OPERATIONS & PRODU | 4,238.33 | 0.068374750 | 289.79 |
| FUEL, POWER & ELECTRICAL | XCEL ENERGY | 1,692.12 | 0.068374750 | 115.69 |
| LEASE MAINTENANCE | MEWBOURNE OIL COMPANY | 86.24 | 0.068374750 | 5.90 |
| LEASE MAINTENANCE | GAS WELL SERVICES INC | 23.23 | 0.068374750 | 1.59 |
| LEASE MAINTENANCE | GARNER PUMP & SUPPLY INC | 1.19 | 0.068374750 | 0.08 |
| LEASE MAINTENANCE | GARNER PUMP & SUPPLY INC | 53.95 | 0.068374750 | 3.69 |
| LEASE MAINTENANCE | GARNER PUMP & SUPPLY INC | 267.57 | 0.068374750 | 18.30 |
| LEASE MAINTENANCE | AMERICAN MILLENNIUM COR | 25.70 | 0.068374750 | 1.76 |
| LEASE MAINTENANCE | TURNCO ENTERPRISES LLC | 18.27 | 0.068374750 | 1.25 |
| LEASE MAINTENANCE | TURNCO ENTERPRISES LLC | 27.69 | 0.068374750 | 1.89 |
| LEASE MAINTENANCE | TURNCO ENTERPRISES LLC | 21.92 | 0.068374750 | 1.50 |
| LEASE MAINTENANCE | TURNCO ENTERPRISES LLC | 43.85 | 0.068374750 | 3.00 |
| LEASE MAINTENANCE | TURNCO ENTERPRISES LLC | 4.62 | 0.068374750 | 0.32 |
| LEASE MAINTENANCE | TURNCO ENTERPRISES LLC | 43.85 | 0.068374750 | 3.00 |
| LEASE MAINTENANCE | TURNCO ENTERPRISES LLC | 56.93 | 0.068374750 | 3.89 |
| LEASE MAINTENANCE | TURNCO ENTERPRISES LLC | 85.00 | 0.068374750 | 5.81 |
| LEASE MAINTENANCE | TURNCO ENTERPRISES LLC | 170.00 | 0.068374750 | 11.62 |
| LEASE MAINTENANCE | TURNCO ENTERPRISES LLC | 36.54 | 0.068374750 | 2.50 |
| LEASE MAINTENANCE | TURNCO ENTERPRISES LLC | 14.62 | 0.068374750 | 1.00 |
| LEASE MAINTENANCE | TURNCO ENTERPRISES LLC | 67.86 | 0.068374750 | 4.64 |
| LEASE MAINTENANCE | TRINITY OILFIELD SERVICES & | 134.52 | 0.068374750 | 9.20 |
| LEASE MAINTENANCE | EP&S LLC | 129.39 | 0.068374750 | 8.85 |
| LEASE MAINTENANCE | EP&S LLC | 531.50 | 0.068374750 | 36.34 |
| LEASE MAINTENANCE | AY TRUCKING INC | 11.58 | 0.068374750 | 0.79 |
| LEASE MAINTENANCE | AY TRUCKING INC | 24.26 | 0.068374750 | 1.66 |
| LEASE MAINTENANCE | AY TRUCKING INC | 27.90 | 0.068374750 | 1.91 |
| LEASE MAINTENANCE | AY TRUCKING INC | 33.97 | 0.068374750 | 2.32 |

07-31-2020

260

MEWBOURNE OIL COMPANY

Page 4

TOM M RAGSDALE
400 N SAM HOUSTON PARKWAY EAST
SUITE 601
HOUSTON, TX 77060

INVOICE NO.: 202007-02580

INVOICE DATE: 7-31-2020

OWNER: 035904-1

BILLING FOR: July 2020

| REFERENCE/DESCRIPTION OF CHARGES | | GROSS CHARGES | WORKING INTEREST | NET CHARGE |
|--|---------------------------|-------------------|---------------------|-----------------|
| LEASE MAINTENANCE | AY TRUCKING INC | 12.86 | 0.068374750 | 0.88 |
| LEASE MAINTENANCE | AY TRUCKING INC | 11.58 | 0.068374750 | 0.79 |
| LEASE MAINTENANCE | AY TRUCKING INC | 15.29 | 0.068374750 | 1.05 |
| LEASE MAINTENANCE | AY TRUCKING INC | 13.34 | 0.068374750 | 0.91 |
| LEASE MAINTENANCE | LEGACY SAFETY AND CONSUM | 35.15 | 0.068374750 | 2.40 |
| LEASE MAINTENANCE | LEGACY SAFETY AND CONSUM | 48.04 | 0.068374750 | 3.28 |
| LEASE MAINTENANCE | MEWBOURNE OIL COMPANY | 449.50 | 0.068374750 | 30.73 |
| MISCELLANEOUS EQUIPMENT RENTAL | MEWBOURNE OIL COMPANY | 220.50 | 0.068374750 | 15.08 |
| OVERHEAD-FIXED RATE | MEWBOURNE OIL COMPANY | 856.29 | 0.068374750 | 58.55 |
| PRIME MOVER MAINTENANCE | HR COMPRESSION & SERVICE | 53.86 | 0.068374750 | 3.68 |
| PRIME MOVER MAINTENANCE | HR COMPRESSION & SERVICE | 51.75 | 0.068374750 | 3.54 |
| PRIME MOVER MAINTENANCE | HR COMPRESSION & SERVICE | 124.35 | 0.068374750 | 8.50 |
| PRIME MOVER MAINTENANCE | HR COMPRESSION & SERVICE | 289.43 | 0.068374750 | 19.79 |
| PRIME MOVER MAINTENANCE | HR COMPRESSION & SERVICE | 1,200.23 | 0.068374750 | 82.06 |
| PUMPING | MEWBOURNE OIL COMPANY | 900.00 | 0.068374750 | 61.54 |
| PUMPING | MEWBOURNE OIL COMPANY | 450.00 | 0.068374750 | 30.77 |
| SALT WATER DISPOSAL | OWL SWD OPERATING LLC | 50.11 | 0.068374750 | 3.43 |
| SALT WATER DISPOSAL | OWL SWD OPERATING LLC | 42.73 | 0.068374750 | 2.92 |
| SALT WATER DISPOSAL | OWL SWD OPERATING LLC | 5,071.09 | 0.068374750 | 346.73 |
| SALT WATER DISPOSAL | NGL WATER SOLUTIONS PERM | 519.23 | 0.068374750 | 35.50 |
| SALT WATER DISPOSAL | AY TRUCKING INC | 101.89 | 0.068374750 | 6.97 |
| SALT WATER DISPOSAL | AY TRUCKING INC | 135.85 | 0.068374750 | 9.29 |
| SALT WATER DISPOSAL | LIMESTONE BASIN PROPERTIE | 333.81 | 0.068374750 | 22.83 |
| SITE RESTORATION & EXCAVATION | SUNDANCE SERVICES WEST IN | 10.95 | 0.068374750 | 0.75 |
| TREATING,DEHYDRATION,METERING | LEGACY SAFETY AND CONSUM | 11.39 | 0.068374750 | 0.78 |
| TREATING,DEHYDRATION,METERING | LEGACY SAFETY AND CONSUM | 13.82 | 0.068374750 | 0.95 |
| TREATING,DEHYDRATION,METERING | LEGACY SAFETY AND CONSUM | 79.77 | 0.068374750 | 5.46 |
| Total Lease Operating Expense Cost | | 21,964.19 | | 1,501.81 |
| 62390000-30 SUBTOTAL | | 21,964.19 | | 1,501.81 |
| PROPERTY 62390000 TOTAL | | 21,964.19 | | 1,501.81 |
| PROPERTY: 62391000 62391000-20 PRONGHORN 15 B3CN FED COM 1H | | | | |
| <u>Tangible Well Cost</u> | | | | |
| DRILLING HEAD | MEWBOURNE OIL COMPANY | -14,420.25 | 0.068374750 | -985.98 |
| Total Tangible Well Cost Cost | | -14,420.25 | | -985.98 |
| 62391000-20 SUBTOTAL | | -14,420.25 | | -985.98 |
| PROPERTY: 62391000 62391000-30 PRONGHORN 15 B3CN FED COM 1H | | | | |
| <u>Lease Operating Expense</u> | | | | |
| CHEMICALS-WATER TREATING | IMPERATIVE CHEMICAL PART | 297.68 | 0.068374750 | 20.35 |
| COMPANY SUPERVISION | MEWBOURNE OIL COMPANY | 420.75 | 0.068374750 | 28.77 |
| COMPANY SUPERVISION | MEWBOURNE OIL COMPANY | 637.50 | 0.068374750 | 43.59 |

07-31-2020

261

MEWBOURNE OIL COMPANY

Page 5

TOM M RAGSDALE
400 N SAM HOUSTON PARKWAY EAST
SUITE 601
HOUSTON, TX 77060

INVOICE NO.: 202007-02580

INVOICE DATE: 7-31-2020

OWNER: 035904-1

BILLING FOR: July 2020

| REFERENCE/DESCRIPTION OF CHARGES | | GROSS CHARGES | WORKING INTEREST | NET CHARGE |
|----------------------------------|-----------------------------|------------------|---------------------|---------------|
| COMPANY SUPERVISION | MEWBOURNE OIL COMPANY | 1,058.25 | 0.068374750 | 72.36 |
| COMPRESSOR MAINTENANCE | G&A FABRICATION LLC | 141.92 | 0.068374750 | 9.70 |
| COMPRESSOR MAINTENANCE | G&A FABRICATION LLC | 719.19 | 0.068374750 | 49.17 |
| COMPRESSOR RENTAL/SERVICES | GUNS UP SERVICES | 252.19 | 0.068374750 | 17.25 |
| COMPRESSOR RENTAL/SERVICES | KODIAK GAS SERVICES LLC | 5,802.51 | 0.068374750 | 396.75 |
| COMPRESSOR RENTAL/SERVICES | GRAVITY OILFIELD SERVICES | 30.52 | 0.068374750 | 2.09 |
| COMPRESSOR RENTAL/SERVICES | GRAVITY OILFIELD SERVICES | 31.53 | 0.068374750 | 2.16 |
| COMPRESSOR RENTAL/SERVICES | GRAVITY OILFIELD SERVICES | 30.52 | 0.068374750 | 2.09 |
| FUEL, POWER & ELECTRICAL | XCEL ENERGY | 317.76 | 0.068374750 | 21.72 |
| LEASE MAINTENANCE | MEWBOURNE OIL COMPANY | 86.24 | 0.068374750 | 5.90 |
| LEASE MAINTENANCE | GAS WELL SERVICES INC | 23.23 | 0.068374750 | 1.59 |
| LEASE MAINTENANCE | GARNER PUMP & SUPPLY INC | 89.77 | 0.068374750 | 6.14 |
| LEASE MAINTENANCE | GARNER PUMP & SUPPLY INC | 1.18 | 0.068374750 | 0.08 |
| LEASE MAINTENANCE | GARNER PUMP & SUPPLY INC | 883.82 | 0.068374750 | 60.43 |
| LEASE MAINTENANCE | K&S OILFIELD SUPPLIES LLC | 19.18 | 0.068374750 | 1.31 |
| LEASE MAINTENANCE | TURNCO ENTERPRISES LLC | 18.27 | 0.068374750 | 1.25 |
| LEASE MAINTENANCE | TURNCO ENTERPRISES LLC | 27.69 | 0.068374750 | 1.89 |
| LEASE MAINTENANCE | TURNCO ENTERPRISES LLC | 21.92 | 0.068374750 | 1.50 |
| LEASE MAINTENANCE | TURNCO ENTERPRISES LLC | 43.85 | 0.068374750 | 3.00 |
| LEASE MAINTENANCE | TURNCO ENTERPRISES LLC | 4.61 | 0.068374750 | 0.32 |
| LEASE MAINTENANCE | TURNCO ENTERPRISES LLC | 43.85 | 0.068374750 | 3.00 |
| LEASE MAINTENANCE | TURNCO ENTERPRISES LLC | 56.91 | 0.068374750 | 3.89 |
| LEASE MAINTENANCE | TURNCO ENTERPRISES LLC | 85.00 | 0.068374750 | 5.81 |
| LEASE MAINTENANCE | TURNCO ENTERPRISES LLC | 36.54 | 0.068374750 | 2.50 |
| LEASE MAINTENANCE | TURNCO ENTERPRISES LLC | 14.61 | 0.068374750 | 1.00 |
| LEASE MAINTENANCE | TURNCO ENTERPRISES LLC | 67.86 | 0.068374750 | 4.64 |
| LEASE MAINTENANCE | INGRAM PROFESSIONAL SERV | 148.04 | 0.068374750 | 10.12 |
| LEASE MAINTENANCE | INGRAM PROFESSIONAL SERV | 305.24 | 0.068374750 | 20.87 |
| LEASE MAINTENANCE | TRINITY OILFIELD SERVICES & | 330.86 | 0.068374750 | 22.62 |
| LEASE MAINTENANCE | EP&S LLC | 129.39 | 0.068374750 | 8.85 |
| LEASE MAINTENANCE | EP&S LLC | 531.51 | 0.068374750 | 36.34 |
| LEASE MAINTENANCE | WILDCAT PUMP & ENGINE REI | 406.11 | 0.068374750 | 27.77 |
| LEASE MAINTENANCE | WILDCAT PUMP & ENGINE REI | 671.31 | 0.068374750 | 45.90 |
| LEASE MAINTENANCE | AY TRUCKING INC | 11.57 | 0.068374750 | 0.79 |
| LEASE MAINTENANCE | AY TRUCKING INC | 24.26 | 0.068374750 | 1.66 |
| LEASE MAINTENANCE | AY TRUCKING INC | 27.90 | 0.068374750 | 1.91 |
| LEASE MAINTENANCE | AY TRUCKING INC | 33.96 | 0.068374750 | 2.32 |
| LEASE MAINTENANCE | AY TRUCKING INC | 12.86 | 0.068374750 | 0.88 |
| LEASE MAINTENANCE | AY TRUCKING INC | 11.57 | 0.068374750 | 0.79 |
| LEASE MAINTENANCE | AY TRUCKING INC | 15.28 | 0.068374750 | 1.05 |
| LEASE MAINTENANCE | AY TRUCKING INC | 13.34 | 0.068374750 | 0.91 |
| LEASE MAINTENANCE | LEGACY SAFETY AND CONSUM | 36.66 | 0.068374750 | 2.51 |

07-31-2020

262

MEWBOURNE OIL COMPANY

Page 6

TOM M RAGSDALE
400 N SAM HOUSTON PARKWAY EAST
SUITE 601
HOUSTON, TX 77060

INVOICE NO.: 202007-02580

INVOICE DATE: 7-31-2020

OWNER: 035904-1

BILLING FOR: July 2020

| REFERENCE/DESCRIPTION OF CHARGES | | GROSS CHARGES | WORKING INTEREST | NET CHARGE |
|------------------------------------|-------------------------------|------------------|---------------------|---------------|
| LEASE MAINTENANCE | LEGACY SAFETY AND CONSUMPTION | 50.14 | 0.068374750 | 3.43 |
| LEASE MAINTENANCE | MEWBOURNE OIL COMPANY | 775.00 | 0.068374750 | 52.99 |
| LEASE MAINTENANCE | MEWBOURNE OIL COMPANY | 193.75 | 0.068374750 | 13.25 |
| MISCELLANEOUS EQUIPMENT RENTAL | MEWBOURNE OIL COMPANY | 220.50 | 0.068374750 | 15.08 |
| OVERHEAD-FIXED RATE | MEWBOURNE OIL COMPANY | 856.29 | 0.068374750 | 58.55 |
| PRIME MOVER MAINTENANCE | HR COMPRESSION & SERVICE | 56.20 | 0.068374750 | 3.84 |
| PRIME MOVER MAINTENANCE | HR COMPRESSION & SERVICE | 53.99 | 0.068374750 | 3.69 |
| PRIME MOVER MAINTENANCE | HR COMPRESSION & SERVICE | 129.76 | 0.068374750 | 8.87 |
| PRIME MOVER MAINTENANCE | HR COMPRESSION & SERVICE | 734.90 | 0.068374750 | 50.25 |
| PRIME MOVER MAINTENANCE | HR COMPRESSION & SERVICE | 518.03 | 0.068374750 | 35.42 |
| PUMPING | MEWBOURNE OIL COMPANY | 900.00 | 0.068374750 | 61.54 |
| PUMPING | MEWBOURNE OIL COMPANY | 225.00 | 0.068374750 | 15.39 |
| SALT WATER DISPOSAL | OWL SWD OPERATING LLC | 50.11 | 0.068374750 | 3.43 |
| SALT WATER DISPOSAL | OWL SWD OPERATING LLC | 42.73 | 0.068374750 | 2.92 |
| SALT WATER DISPOSAL | OWL SWD OPERATING LLC | 4,668.50 | 0.068374750 | 319.21 |
| SALT WATER DISPOSAL | NGL WATER SOLUTIONS PERM | 476.67 | 0.068374750 | 32.59 |
| SALT WATER DISPOSAL | AY TRUCKING INC | 101.89 | 0.068374750 | 6.96 |
| SALT WATER DISPOSAL | AY TRUCKING INC | 135.85 | 0.068374750 | 9.29 |
| SALT WATER DISPOSAL | LIMESTONE BASIN PROPERTIES | 307.29 | 0.068374750 | 21.01 |
| SITE RESTORATION & EXCAVATION | SUNDANCE SERVICES WEST INC | 10.93 | 0.068374750 | 0.75 |
| TREATING,DEHYDRATION,METERING | LEGACY SAFETY AND CONSUMPTION | 11.90 | 0.068374750 | 0.81 |
| TREATING,DEHYDRATION,METERING | LEGACY SAFETY AND CONSUMPTION | 14.44 | 0.068374750 | 0.99 |
| TREATING,DEHYDRATION,METERING | LEGACY SAFETY AND CONSUMPTION | 83.26 | 0.068374750 | 5.69 |
| Total Lease Operating Expense Cost | | 24,591.84 | | 1,681.49 |

62391000-30 SUBTOTAL

24,591.84

1,681.49

PROPERTY 62391000 TOTAL

10,171.59

695.51

PROPERTY: 62392000 62392000-30 PRONGHORN 15 B3DM FED COM 1H

Lease Operating Expense

| | | | | |
|----------------------------|-------------------------------|----------|-------------|--------|
| CHEMICALS-WATER TREATING | IMPERATIVE CHEMICAL PART | 297.68 | 0.068374750 | 20.35 |
| COMPANY SUPERVISION | MEWBOURNE OIL COMPANY | 433.50 | 0.068374750 | 29.64 |
| COMPANY SUPERVISION | MEWBOURNE OIL COMPANY | 637.50 | 0.068374750 | 43.59 |
| COMPRESSOR MAINTENANCE | G&A FABRICATION LLC | 141.92 | 0.068374750 | 9.70 |
| COMPRESSOR MAINTENANCE | G&A FABRICATION LLC | 719.22 | 0.068374750 | 49.18 |
| COMPRESSOR RENTAL/SERVICES | GUNS UP SERVICES | 168.12 | 0.068374750 | 11.50 |
| COMPRESSOR RENTAL/SERVICES | GRAVITY OILFIELD SERVICES | 20.34 | 0.068374750 | 1.39 |
| COMPRESSOR RENTAL/SERVICES | GRAVITY OILFIELD SERVICES | 21.02 | 0.068374750 | 1.43 |
| COMPRESSOR RENTAL/SERVICES | GRAVITY OILFIELD SERVICES | 20.34 | 0.068374750 | 1.39 |
| COMPRESSOR RENTAL/SERVICES | TOTAL OPERATIONS & PRODUCTION | 4,238.33 | 0.068374750 | 289.79 |
| FUEL, POWER & ELECTRICAL | XCEL ENERGY | 1,616.36 | 0.068374750 | 110.52 |
| LEASE MAINTENANCE | MEWBOURNE OIL COMPANY | 86.24 | 0.068374750 | 5.90 |
| LEASE MAINTENANCE | GAS WELL SERVICES INC | 23.23 | 0.068374750 | 1.59 |

07-31-2020

263

MEWBOURNE OIL COMPANY

Page 7

TOM M RAGSDALE
400 N SAM HOUSTON PARKWAY EAST
SUITE 601
HOUSTON, TX 77060

INVOICE NO.: 202007-02580

INVOICE DATE: 7-31-2020

OWNER: 035904-1

BILLING FOR: July 2020

| REFERENCE/DESCRIPTION OF CHARGES | | GROSS CHARGES | WORKING INTEREST | NET CHARGE |
|----------------------------------|-----------------------------|------------------|---------------------|---------------|
| LEASE MAINTENANCE | GARNER PUMP & SUPPLY INC | 89.78 | 0.068374750 | 6.14 |
| LEASE MAINTENANCE | GARNER PUMP & SUPPLY INC | 1.19 | 0.068374750 | 0.08 |
| LEASE MAINTENANCE | GARNER PUMP & SUPPLY INC | 883.82 | 0.068374750 | 60.43 |
| LEASE MAINTENANCE | K&S OILFIELD SUPPLIES LLC | 19.19 | 0.068374750 | 1.31 |
| LEASE MAINTENANCE | TURNCO ENTERPRISES LLC | 18.27 | 0.068374750 | 1.25 |
| LEASE MAINTENANCE | TURNCO ENTERPRISES LLC | 27.69 | 0.068374750 | 1.89 |
| LEASE MAINTENANCE | TURNCO ENTERPRISES LLC | 21.92 | 0.068374750 | 1.50 |
| LEASE MAINTENANCE | TURNCO ENTERPRISES LLC | 43.85 | 0.068374750 | 3.00 |
| LEASE MAINTENANCE | TURNCO ENTERPRISES LLC | 4.62 | 0.068374750 | 0.32 |
| LEASE MAINTENANCE | TURNCO ENTERPRISES LLC | 43.85 | 0.068374750 | 3.00 |
| LEASE MAINTENANCE | TURNCO ENTERPRISES LLC | 56.93 | 0.068374750 | 3.89 |
| LEASE MAINTENANCE | TURNCO ENTERPRISES LLC | 85.00 | 0.068374750 | 5.81 |
| LEASE MAINTENANCE | TURNCO ENTERPRISES LLC | 36.54 | 0.068374750 | 2.50 |
| LEASE MAINTENANCE | TURNCO ENTERPRISES LLC | 14.62 | 0.068374750 | 1.00 |
| LEASE MAINTENANCE | TURNCO ENTERPRISES LLC | 67.85 | 0.068374750 | 4.64 |
| LEASE MAINTENANCE | INGRAM PROFESSIONAL SERV | 148.06 | 0.068374750 | 10.12 |
| LEASE MAINTENANCE | INGRAM PROFESSIONAL SERV | 305.30 | 0.068374750 | 20.87 |
| LEASE MAINTENANCE | TRINITY OILFIELD SERVICES & | 330.89 | 0.068374750 | 22.62 |
| LEASE MAINTENANCE | EP&S LLC | 129.39 | 0.068374750 | 8.85 |
| LEASE MAINTENANCE | EP&S LLC | 531.49 | 0.068374750 | 36.34 |
| LEASE MAINTENANCE | WILDCAT PUMP & ENGINE REI | 406.12 | 0.068374750 | 27.77 |
| LEASE MAINTENANCE | WILDCAT PUMP & ENGINE REI | 671.32 | 0.068374750 | 45.90 |
| LEASE MAINTENANCE | AY TRUCKING INC | 11.58 | 0.068374750 | 0.79 |
| LEASE MAINTENANCE | AY TRUCKING INC | 24.26 | 0.068374750 | 1.66 |
| LEASE MAINTENANCE | AY TRUCKING INC | 27.90 | 0.068374750 | 1.91 |
| LEASE MAINTENANCE | AY TRUCKING INC | 33.97 | 0.068374750 | 2.32 |
| LEASE MAINTENANCE | AY TRUCKING INC | 12.86 | 0.068374750 | 0.88 |
| LEASE MAINTENANCE | AY TRUCKING INC | 11.58 | 0.068374750 | 0.79 |
| LEASE MAINTENANCE | AY TRUCKING INC | 15.29 | 0.068374750 | 1.05 |
| LEASE MAINTENANCE | AY TRUCKING INC | 13.34 | 0.068374750 | 0.91 |
| LEASE MAINTENANCE | LEGACY SAFETY AND CONSU | 24.45 | 0.068374750 | 1.67 |
| LEASE MAINTENANCE | LEGACY SAFETY AND CONSU | 33.42 | 0.068374750 | 2.28 |
| LEASE MAINTENANCE | MEWBOURNE OIL COMPANY | 457.25 | 0.068374750 | 31.27 |
| MISCELLANEOUS EQUIPMENT RENTAL | MEWBOURNE OIL COMPANY | 220.50 | 0.068374750 | 15.07 |
| OVERHEAD-FIXED RATE | MEWBOURNE OIL COMPANY | 856.32 | 0.068374750 | 58.55 |
| PRIME MOVER MAINTENANCE | HR COMPRESSION & SERVICE | 37.47 | 0.068374750 | 2.56 |
| PRIME MOVER MAINTENANCE | HR COMPRESSION & SERVICE | 35.99 | 0.068374750 | 2.46 |
| PRIME MOVER MAINTENANCE | HR COMPRESSION & SERVICE | 86.51 | 0.068374750 | 5.91 |
| PRIME MOVER MAINTENANCE | HR COMPRESSION & SERVICE | 734.91 | 0.068374750 | 50.25 |
| PRIME MOVER MAINTENANCE | HR COMPRESSION & SERVICE | 518.04 | 0.068374750 | 35.42 |
| PUMPING | MEWBOURNE OIL COMPANY | 900.00 | 0.068374750 | 61.54 |
| PUMPING | MEWBOURNE OIL COMPANY | 225.00 | 0.068374750 | 15.38 |

07-31-2020

264

MEWBOURNE OIL COMPANY

Page 8

TOM M RAGSDALE
400 N SAM HOUSTON PARKWAY EAST
SUITE 601
HOUSTON, TX 77060

INVOICE NO.: 202007-02580

INVOICE DATE: 7-31-2020

OWNER: 035904-1

BILLING FOR: July 2020

| REFERENCE/DESCRIPTION OF CHARGES | | GROSS CHARGES | WORKING INTEREST | NET CHARGE |
|---|---------------------------|-------------------|---------------------|---------------|
| SALT WATER DISPOSAL | OWL SWD OPERATING LLC | 50.11 | 0.068374750 | 3.43 |
| SALT WATER DISPOSAL | OWL SWD OPERATING LLC | 42.73 | 0.068374750 | 2.92 |
| SALT WATER DISPOSAL | OWL SWD OPERATING LLC | 3,148.54 | 0.068374750 | 215.28 |
| SALT WATER DISPOSAL | NGL WATER SOLUTIONS PERM | 323.45 | 0.068374750 | 22.11 |
| SALT WATER DISPOSAL | AY TRUCKING INC | 101.89 | 0.068374750 | 6.97 |
| SALT WATER DISPOSAL | AY TRUCKING INC | 135.85 | 0.068374750 | 9.29 |
| SALT WATER DISPOSAL | LIMESTONE BASIN PROPERTIE | 207.23 | 0.068374750 | 14.17 |
| SITE RESTORATION & EXCAVATION | SUNDANCE SERVICES WEST IN | 10.94 | 0.068374750 | 0.75 |
| TREATING,DEHYDRATION,METERING | LEGACY SAFETY AND CONSUM | 7.93 | 0.068374750 | 0.54 |
| TREATING,DEHYDRATION,METERING | LEGACY SAFETY AND CONSUM | 9.61 | 0.068374750 | 0.66 |
| TREATING,DEHYDRATION,METERING | LEGACY SAFETY AND CONSUM | 55.50 | 0.068374750 | 3.79 |
| Total Lease Operating Expense Cost | | 20,735.91 | | 1,417.78 |
| 62392000-30 SUBTOTAL | | 20,735.91 | 1,417.78 | |
| PROPERTY 62392000 TOTAL | | 20,735.91 | 1,417.78 | |
| PROPERTY: 62774000 62774000-20 IBEX 10 B3MD FED COM 1H | | | | |
| <u>Tangible Well Cost</u> | | | | |
| DRILLING HEAD | MEWBOURNE OIL COMPANY | -14,420.25 | 0.051908860 | -748.54 |
| Total Tangible Well Cost Cost | | -14,420.25 | | -748.54 |
| 62774000-20 SUBTOTAL | | -14,420.25 | -748.54 | |
| PROPERTY: 62774000 62774000-30 IBEX 10 B3MD FED COM 1H | | | | |
| <u>Lease Operating Expense</u> | | | | |
| COMPANY SUPERVISION | MEWBOURNE OIL COMPANY | 420.75 | 0.051908860 | 21.84 |
| COMPANY SUPERVISION | MEWBOURNE OIL COMPANY | 637.50 | 0.051908860 | 33.09 |
| COMPANY SUPERVISION | MEWBOURNE OIL COMPANY | 637.50 | 0.051908860 | 33.09 |
| COMPRESSOR MAINTENANCE | G&A FABRICATION LLC | 141.92 | 0.051908860 | 7.37 |
| COMPRESSOR MAINTENANCE | G&A FABRICATION LLC | 141.92 | 0.051908860 | 7.37 |
| COMPRESSOR RENTAL/SERVICES | GUNS UP SERVICES | 572.69 | 0.051908860 | 29.73 |
| COMPRESSOR RENTAL/SERVICES | SERVICE COMPRESSION LLC | 1,836.61 | 0.051908860 | 95.34 |
| COMPRESSOR RENTAL/SERVICES | SERVICE COMPRESSION LLC | 4,503.23 | 0.051908860 | 233.76 |
| COMPRESSOR RENTAL/SERVICES | GRAVITY OILFIELD SERVICES | 69.30 | 0.051908860 | 3.60 |
| COMPRESSOR RENTAL/SERVICES | GRAVITY OILFIELD SERVICES | 71.61 | 0.051908860 | 3.72 |
| COMPRESSOR RENTAL/SERVICES | GRAVITY OILFIELD SERVICES | 69.30 | 0.051908860 | 3.60 |
| FUEL, POWER & ELECTRICAL | XCEL ENERGY | 450.49 | 0.051908860 | 23.38 |
| LEASE MAINTENANCE | MEWBOURNE OIL COMPANY | 86.24 | 0.051908860 | 4.48 |
| LEASE MAINTENANCE | GAS WELL SERVICES INC | 23.22 | 0.051908860 | 1.20 |
| LEASE MAINTENANCE | GARNER PUMP & SUPPLY INC | 1.18 | 0.051908860 | 0.07 |
| LEASE MAINTENANCE | AMERICAN MILLENNIUM COR | 25.70 | 0.051908860 | 1.34 |
| LEASE MAINTENANCE | AMERICAN MILLENNIUM COR | 26.05 | 0.051908860 | 1.35 |
| LEASE MAINTENANCE | TURNCO ENTERPRISES LLC | 18.27 | 0.051908860 | 0.95 |
| LEASE MAINTENANCE | TURNCO ENTERPRISES LLC | 27.69 | 0.051908860 | 1.44 |

07-31-2020

265

MEWBOURNE OIL COMPANY

Page 9

TOM M RAGSDALE
400 N SAM HOUSTON PARKWAY EAST
SUITE 601
HOUSTON, TX 77060

INVOICE NO.: 202007-02580

INVOICE DATE: 7-31-2020

OWNER: 035904-1

BILLING FOR: July 2020

| REFERENCE/DESCRIPTION OF CHARGES | | GROSS CHARGES | WORKING INTEREST | NET CHARGE |
|----------------------------------|---------------------------|------------------|---------------------|---------------|
| LEASE MAINTENANCE | TURNCO ENTERPRISES LLC | 21.92 | 0.051908860 | 1.14 |
| LEASE MAINTENANCE | TURNCO ENTERPRISES LLC | 43.84 | 0.051908860 | 2.28 |
| LEASE MAINTENANCE | TURNCO ENTERPRISES LLC | 4.61 | 0.051908860 | 0.24 |
| LEASE MAINTENANCE | TURNCO ENTERPRISES LLC | 43.84 | 0.051908860 | 2.28 |
| LEASE MAINTENANCE | TURNCO ENTERPRISES LLC | 56.90 | 0.051908860 | 2.95 |
| LEASE MAINTENANCE | TURNCO ENTERPRISES LLC | 85.00 | 0.051908860 | 4.41 |
| LEASE MAINTENANCE | TURNCO ENTERPRISES LLC | 36.54 | 0.051908860 | 1.90 |
| LEASE MAINTENANCE | TURNCO ENTERPRISES LLC | 14.61 | 0.051908860 | 0.76 |
| LEASE MAINTENANCE | TURNCO ENTERPRISES LLC | 67.86 | 0.051908860 | 3.52 |
| LEASE MAINTENANCE | EP&S LLC | 129.39 | 0.051908860 | 6.72 |
| LEASE MAINTENANCE | EP&S LLC | 531.51 | 0.051908860 | 27.59 |
| LEASE MAINTENANCE | AY TRUCKING INC | 11.57 | 0.051908860 | 0.60 |
| LEASE MAINTENANCE | AY TRUCKING INC | 24.26 | 0.051908860 | 1.26 |
| LEASE MAINTENANCE | AY TRUCKING INC | 27.90 | 0.051908860 | 1.45 |
| LEASE MAINTENANCE | AY TRUCKING INC | 173.45 | 0.051908860 | 9.00 |
| LEASE MAINTENANCE | AY TRUCKING INC | 33.96 | 0.051908860 | 1.76 |
| LEASE MAINTENANCE | AY TRUCKING INC | 126.15 | 0.051908860 | 6.55 |
| LEASE MAINTENANCE | AY TRUCKING INC | 12.86 | 0.051908860 | 0.67 |
| LEASE MAINTENANCE | AY TRUCKING INC | 11.57 | 0.051908860 | 0.60 |
| LEASE MAINTENANCE | AY TRUCKING INC | 15.28 | 0.051908860 | 0.79 |
| LEASE MAINTENANCE | AY TRUCKING INC | 13.34 | 0.051908860 | 0.69 |
| LEASE MAINTENANCE | LEGACY SAFETY AND CONSUM | 83.27 | 0.051908860 | 4.32 |
| LEASE MAINTENANCE | LEGACY SAFETY AND CONSUM | 113.84 | 0.051908860 | 5.91 |
| LEASE MAINTENANCE | MEWBOURNE OIL COMPANY | 457.25 | 0.051908860 | 23.74 |
| MISCELLANEOUS EQUIPMENT RENTAL | MEWBOURNE OIL COMPANY | 220.50 | 0.051908860 | 11.45 |
| OVERHEAD-FIXED RATE | MEWBOURNE OIL COMPANY | 881.16 | 0.051908860 | 45.74 |
| PRIME MOVER MAINTENANCE | HR COMPRESSION & SERVICE | 127.64 | 0.051908860 | 6.62 |
| PRIME MOVER MAINTENANCE | HR COMPRESSION & SERVICE | 122.61 | 0.051908860 | 6.36 |
| PRIME MOVER MAINTENANCE | HR COMPRESSION & SERVICE | 294.66 | 0.051908860 | 15.30 |
| PUMPING | MEWBOURNE OIL COMPANY | 900.00 | 0.051908860 | 46.72 |
| PUMPING | MEWBOURNE OIL COMPANY | 450.00 | 0.051908860 | 23.36 |
| SALT WATER DISPOSAL | OWL SWD OPERATING LLC | 50.11 | 0.051908860 | 2.60 |
| SALT WATER DISPOSAL | OWL SWD OPERATING LLC | 42.73 | 0.051908860 | 2.22 |
| SALT WATER DISPOSAL | OWL SWD OPERATING LLC | 4,832.58 | 0.051908860 | 250.85 |
| SALT WATER DISPOSAL | NGL WATER SOLUTIONS PERM | 493.69 | 0.051908860 | 25.63 |
| SALT WATER DISPOSAL | AY TRUCKING INC | 101.89 | 0.051908860 | 5.29 |
| SALT WATER DISPOSAL | AY TRUCKING INC | 135.85 | 0.051908860 | 7.05 |
| SALT WATER DISPOSAL | LIMESTONE BASIN PROPERTIE | 318.11 | 0.051908860 | 16.51 |
| SITE RESTORATION & EXCAVATION | R360 ENVIRONMENTAL SOLU | 179.35 | 0.051908860 | 9.31 |
| SITE RESTORATION & EXCAVATION | SUNDANCE SERVICES WEST IN | 10.93 | 0.051908860 | 0.56 |
| TREATING,DEHYDRATION,METERING | LEGACY SAFETY AND CONSUM | 27.01 | 0.051908860 | 1.40 |
| TREATING,DEHYDRATION,METERING | LEGACY SAFETY AND CONSUM | 32.76 | 0.051908860 | 1.70 |

07-31-2020

266

MEWBOURNE OIL COMPANY

Page 10

TOM M RAGSDALE
400 N SAM HOUSTON PARKWAY EAST
SUITE 601
HOUSTON, TX 77060

INVOICE NO.: 202007-02580

INVOICE DATE: 7-31-2020

OWNER: 035904-1

BILLING FOR: July 2020

| REFERENCE/DESCRIPTION OF CHARGES | | GROSS CHARGES | WORKING INTEREST | NET CHARGE |
|---|-------------------------------|-------------------|------------------|------------|
| TREATING,DEHYDRATION,METERING | LEGACY SAFETY AND CONSUMPTION | 189.04 | 0.051908860 | 9.81 |
| Total Lease Operating Expense Cost | | 21,312.51 | | 1,106.33 |
| 62774000-30 SUBTOTAL | | 21,312.51 | 1,106.33 | |
| PROPERTY 62774000 TOTAL | | 6,892.26 | 357.79 | |
| PROPERTY: 62775000 62775000-20 IBEX 10 B3NC FED COM 1H | | | | |
| <u>Tangible Well Cost</u> | | | | |
| DRILLING HEAD | MEWBOURNE OIL COMPANY | -14,420.25 | 0.051908860 | -748.54 |
| Total Tangible Well Cost Cost | | -14,420.25 | | -748.54 |
| 62775000-20 SUBTOTAL | | -14,420.25 | -748.54 | |
| PROPERTY: 62775000 62775000-30 IBEX 10 B3NC FED COM 1H | | | | |
| <u>Lease Operating Expense</u> | | | | |
| CHEMICALS-WATER TREATING | IMPERATIVE CHEMICAL PART | 333.64 | 0.051908860 | 17.32 |
| CHEMICALS-WATER TREATING | IMPERATIVE CHEMICAL PART | 475.81 | 0.051908860 | 24.70 |
| CHEMICALS-WATER TREATING | IMPERATIVE CHEMICAL PART | 595.34 | 0.051908860 | 30.90 |
| COMPANY SUPERVISION | MEWBOURNE OIL COMPANY | 420.75 | 0.051908860 | 21.84 |
| COMPANY SUPERVISION | MEWBOURNE OIL COMPANY | 637.50 | 0.051908860 | 33.09 |
| COMPANY SUPERVISION | MEWBOURNE OIL COMPANY | 637.50 | 0.051908860 | 33.09 |
| COMPRESSOR MAINTENANCE | G&A FABRICATION LLC | 141.92 | 0.051908860 | 7.37 |
| COMPRESSOR MAINTENANCE | G&A FABRICATION LLC | 141.92 | 0.051908860 | 7.37 |
| COMPRESSOR RENTAL/SERVICES | GUNS UP SERVICES | 420.33 | 0.051908860 | 21.82 |
| COMPRESSOR RENTAL/SERVICES | SERVICE COMPRESSION LLC | 4,607.60 | 0.051908860 | 239.17 |
| COMPRESSOR RENTAL/SERVICES | GRAVITY OILFIELD SERVICES | 50.86 | 0.051908860 | 2.64 |
| COMPRESSOR RENTAL/SERVICES | GRAVITY OILFIELD SERVICES | 52.56 | 0.051908860 | 2.73 |
| COMPRESSOR RENTAL/SERVICES | GRAVITY OILFIELD SERVICES | 50.86 | 0.051908860 | 2.64 |
| FUEL, POWER & ELECTRICAL | XCEL ENERGY | 597.08 | 0.051908860 | 30.99 |
| LEASE MAINTENANCE | MEWBOURNE OIL COMPANY | 86.24 | 0.051908860 | 4.48 |
| LEASE MAINTENANCE | GAS WELL SERVICES INC | 23.22 | 0.051908860 | 1.20 |
| LEASE MAINTENANCE | GARNER PUMP & SUPPLY INC | 1.18 | 0.051908860 | 0.06 |
| LEASE MAINTENANCE | AMERICAN MILLENNIUM COR | 25.70 | 0.051908860 | 1.33 |
| LEASE MAINTENANCE | AMERICAN MILLENNIUM COR | 26.06 | 0.051908860 | 1.35 |
| LEASE MAINTENANCE | TURNCO ENTERPRISES LLC | 18.27 | 0.051908860 | 0.95 |
| LEASE MAINTENANCE | TURNCO ENTERPRISES LLC | 27.69 | 0.051908860 | 1.44 |
| LEASE MAINTENANCE | TURNCO ENTERPRISES LLC | 21.92 | 0.051908860 | 1.14 |
| LEASE MAINTENANCE | TURNCO ENTERPRISES LLC | 43.84 | 0.051908860 | 2.28 |
| LEASE MAINTENANCE | TURNCO ENTERPRISES LLC | 4.61 | 0.051908860 | 0.24 |
| LEASE MAINTENANCE | TURNCO ENTERPRISES LLC | 43.84 | 0.051908860 | 2.28 |
| LEASE MAINTENANCE | TURNCO ENTERPRISES LLC | 56.91 | 0.051908860 | 2.95 |
| LEASE MAINTENANCE | TURNCO ENTERPRISES LLC | 85.00 | 0.051908860 | 4.41 |
| LEASE MAINTENANCE | TURNCO ENTERPRISES LLC | 36.54 | 0.051908860 | 1.90 |
| LEASE MAINTENANCE | TURNCO ENTERPRISES LLC | 14.61 | 0.051908860 | 0.76 |

07-31-2020

267

MEWBOURNE OIL COMPANY

Page 11

TOM M RAGSDALE
400 N SAM HOUSTON PARKWAY EAST
SUITE 601
HOUSTON, TX 77060

INVOICE NO.: 202007-02580

INVOICE DATE: 7-31-2020

OWNER: 035904-1

BILLING FOR: July 2020

| REFERENCE/DESCRIPTION OF CHARGES | | GROSS CHARGES | WORKING INTEREST | NET CHARGE |
|--|------------------------------|------------------|---------------------|---------------|
| LEASE MAINTENANCE | TURNCO ENTERPRISES LLC | 456.00 | 0.051908860 | 23.67 |
| LEASE MAINTENANCE | TURNCO ENTERPRISES LLC | 67.85 | 0.051908860 | 3.52 |
| LEASE MAINTENANCE | EP&S LLC | 129.39 | 0.051908860 | 6.72 |
| LEASE MAINTENANCE | EP&S LLC | 531.49 | 0.051908860 | 27.59 |
| LEASE MAINTENANCE | AY TRUCKING INC | 11.57 | 0.051908860 | 0.60 |
| LEASE MAINTENANCE | AY TRUCKING INC | 24.26 | 0.051908860 | 1.26 |
| LEASE MAINTENANCE | AY TRUCKING INC | 27.90 | 0.051908860 | 1.45 |
| LEASE MAINTENANCE | AY TRUCKING INC | 173.46 | 0.051908860 | 9.00 |
| LEASE MAINTENANCE | AY TRUCKING INC | 33.96 | 0.051908860 | 1.76 |
| LEASE MAINTENANCE | AY TRUCKING INC | 126.15 | 0.051908860 | 6.55 |
| LEASE MAINTENANCE | AY TRUCKING INC | 12.86 | 0.051908860 | 0.67 |
| LEASE MAINTENANCE | AY TRUCKING INC | 11.57 | 0.051908860 | 0.60 |
| LEASE MAINTENANCE | AY TRUCKING INC | 15.28 | 0.051908860 | 0.79 |
| LEASE MAINTENANCE | AY TRUCKING INC | 13.34 | 0.051908860 | 0.69 |
| LEASE MAINTENANCE | LEGACY SAFETY AND CONSUM | 61.11 | 0.051908860 | 3.17 |
| LEASE MAINTENANCE | LEGACY SAFETY AND CONSUM | 83.56 | 0.051908860 | 4.34 |
| LEASE MAINTENANCE | MEWBOURNE OIL COMPANY | 449.50 | 0.051908860 | 23.33 |
| LEASE MAINTENANCE | MEWBOURNE OIL COMPANY | 255.75 | 0.051908860 | 13.28 |
| MISCELLANEOUS EQUIPMENT RENTAL | MEWBOURNE OIL COMPANY | 220.50 | 0.051908860 | 11.45 |
| OVERHEAD-FIXED RATE | MEWBOURNE OIL COMPANY | 881.16 | 0.051908860 | 45.74 |
| PRIME MOVER MAINTENANCE | HR COMPRESSION & SERVICE | 93.69 | 0.051908860 | 4.86 |
| PRIME MOVER MAINTENANCE | HR COMPRESSION & SERVICE | 90.00 | 0.051908860 | 4.67 |
| PRIME MOVER MAINTENANCE | HR COMPRESSION & SERVICE | 216.27 | 0.051908860 | 11.23 |
| PUMPING | MEWBOURNE OIL COMPANY | 900.00 | 0.051908860 | 46.72 |
| PUMPING | MEWBOURNE OIL COMPANY | 450.00 | 0.051908860 | 23.36 |
| SALT WATER DISPOSAL | OWL SWD OPERATING LLC | 50.11 | 0.051908860 | 2.60 |
| SALT WATER DISPOSAL | OWL SWD OPERATING LLC | 42.73 | 0.051908860 | 2.22 |
| SALT WATER DISPOSAL | OWL SWD OPERATING LLC | 9,421.32 | 0.051908860 | 489.05 |
| SALT WATER DISPOSAL | NGL WATER SOLUTIONS PERM | 961.85 | 0.051908860 | 49.93 |
| SALT WATER DISPOSAL | AY TRUCKING INC | 101.89 | 0.051908860 | 5.29 |
| SALT WATER DISPOSAL | AY TRUCKING INC | 135.85 | 0.051908860 | 7.05 |
| SALT WATER DISPOSAL | LIMESTONE BASIN PROPERTIES | 620.15 | 0.051908860 | 32.19 |
| SITE RESTORATION & EXCAVATION | R360 ENVIRONMENTAL SOLUTIONS | 179.35 | 0.051908860 | 9.31 |
| SITE RESTORATION & EXCAVATION | SUNDANCE SERVICES WEST INC | 10.93 | 0.051908860 | 0.57 |
| TREATING,DEHYDRATION,METERING | LEGACY SAFETY AND CONSUM | 19.84 | 0.051908860 | 1.03 |
| TREATING,DEHYDRATION,METERING | LEGACY SAFETY AND CONSUM | 24.06 | 0.051908860 | 1.25 |
| TREATING,DEHYDRATION,METERING | LEGACY SAFETY AND CONSUM | 138.75 | 0.051908860 | 7.20 |
| Total Lease Operating Expense Cost | | 26,722.75 | | 1,387.15 |
| 62775000-30 SUBTOTAL | | 26,722.75 | | 1,387.15 |
| PROPERTY 62775000 TOTAL | | 12,302.50 | | 638.61 |
| PROPERTY: 62776000 62776000-20 IBEX 10 B3OB FED COM 1H | | | | |

07-31-2020

268

MEWBOURNE OIL COMPANY

Page 12

TOM M RAGSDALE
400 N SAM HOUSTON PARKWAY EAST
SUITE 601
HOUSTON, TX 77060

INVOICE NO.: 202007-02580

INVOICE DATE: 7-31-2020

OWNER: 035904-1

BILLING FOR: July 2020

| REFERENCE/DESCRIPTION OF CHARGES | | GROSS CHARGES | WORKING INTEREST | NET CHARGE |
|---|-----------------------------|------------------|---------------------|---------------|
| <u>Tangible Well Cost</u> | | | | |
| DRILLING HEAD | MEWBOURNE OIL COMPANY | 16,575.00 | 0.031093200 | 515.37 |
| Total Tangible Well Cost Cost | | 16,575.00 | | 515.37 |
| 62776000-20 SUBTOTAL | | 16,575.00 | 515.37 | |
| PROPERTY: 62776000 62776000-30 IBEX 10 B3OB FED COM 1H | | | | |
| <u>Lease Operating Expense</u> | | | | |
| CHEMICALS-WATER TREATING | IMPERATIVE CHEMICAL PART | 126.08 | 0.031093200 | 3.92 |
| CHEMICALS-WATER TREATING | IMPERATIVE CHEMICAL PART | 261.99 | 0.031093200 | 8.15 |
| COMPANY SUPERVISION | MEWBOURNE OIL COMPANY | 433.50 | 0.031093200 | 13.48 |
| COMPANY SUPERVISION | MEWBOURNE OIL COMPANY | 637.50 | 0.031093200 | 19.82 |
| COMPRESSOR MAINTENANCE | G&A FABRICATION LLC | 141.92 | 0.031093200 | 4.41 |
| COMPRESSOR MAINTENANCE | G&A FABRICATION LLC | 141.92 | 0.031093200 | 4.41 |
| COMPRESSOR RENTAL/SERVICES | GUNS UP SERVICES | 331.01 | 0.031093200 | 10.29 |
| COMPRESSOR RENTAL/SERVICES | GRAVITY OILFIELD SERVICES | 40.05 | 0.031093200 | 1.24 |
| COMPRESSOR RENTAL/SERVICES | GRAVITY OILFIELD SERVICES | 41.39 | 0.031093200 | 1.29 |
| COMPRESSOR RENTAL/SERVICES | GRAVITY OILFIELD SERVICES | 40.05 | 0.031093200 | 1.24 |
| FUEL, POWER & ELECTRICAL | XCEL ENERGY | 414.03 | 0.031093200 | 12.87 |
| LEASE MAINTENANCE | MEWBOURNE OIL COMPANY | 86.24 | 0.031093200 | 2.68 |
| LEASE MAINTENANCE | GAS WELL SERVICES INC | 23.23 | 0.031093200 | 0.72 |
| LEASE MAINTENANCE | GARNER PUMP & SUPPLY INC | 1.19 | 0.031093200 | 0.04 |
| LEASE MAINTENANCE | GARNER PUMP & SUPPLY INC | 53.95 | 0.031093200 | 1.68 |
| LEASE MAINTENANCE | GARNER PUMP & SUPPLY INC | 267.56 | 0.031093200 | 8.32 |
| LEASE MAINTENANCE | AMERICAN MILLENNIUM COR | 25.70 | 0.031093200 | 0.80 |
| LEASE MAINTENANCE | TURNCO ENTERPRISES LLC | 18.27 | 0.031093200 | 0.57 |
| LEASE MAINTENANCE | TURNCO ENTERPRISES LLC | 27.69 | 0.031093200 | 0.86 |
| LEASE MAINTENANCE | TURNCO ENTERPRISES LLC | 21.92 | 0.031093200 | 0.68 |
| LEASE MAINTENANCE | TURNCO ENTERPRISES LLC | 43.85 | 0.031093200 | 1.36 |
| LEASE MAINTENANCE | TURNCO ENTERPRISES LLC | 4.62 | 0.031093200 | 0.14 |
| LEASE MAINTENANCE | TURNCO ENTERPRISES LLC | 43.85 | 0.031093200 | 1.36 |
| LEASE MAINTENANCE | TURNCO ENTERPRISES LLC | 56.93 | 0.031093200 | 1.77 |
| LEASE MAINTENANCE | TURNCO ENTERPRISES LLC | 85.00 | 0.031093200 | 2.64 |
| LEASE MAINTENANCE | TURNCO ENTERPRISES LLC | 170.00 | 0.031093200 | 5.29 |
| LEASE MAINTENANCE | TURNCO ENTERPRISES LLC | 36.54 | 0.031093200 | 1.14 |
| LEASE MAINTENANCE | TURNCO ENTERPRISES LLC | 14.62 | 0.031093200 | 0.46 |
| LEASE MAINTENANCE | TURNCO ENTERPRISES LLC | 67.86 | 0.031093200 | 2.11 |
| LEASE MAINTENANCE | TRINITY OILFIELD SERVICES & | 134.51 | 0.031093200 | 4.18 |
| LEASE MAINTENANCE | EP&S LLC | 129.39 | 0.031093200 | 4.02 |
| LEASE MAINTENANCE | EP&S LLC | 531.51 | 0.031093200 | 16.53 |
| LEASE MAINTENANCE | AY TRUCKING INC | 11.58 | 0.031093200 | 0.36 |
| LEASE MAINTENANCE | AY TRUCKING INC | 24.26 | 0.031093200 | 0.75 |
| LEASE MAINTENANCE | AY TRUCKING INC | 27.90 | 0.031093200 | 0.87 |

07-31-2020

269

MEWBOURNE OIL COMPANY

Page 13

TOM M RAGSDALE
400 N SAM HOUSTON PARKWAY EAST
SUITE 601
HOUSTON, TX 77060

INVOICE NO.: 202007-02580

INVOICE DATE: 7-31-2020

OWNER: 035904-1

BILLING FOR: July 2020

| REFERENCE/DESCRIPTION OF CHARGES | | GROSS CHARGES | WORKING INTEREST | NET CHARGE |
|--|---------------------------|-------------------|---------------------|---------------|
| LEASE MAINTENANCE | AY TRUCKING INC | 33.97 | 0.031093200 | 1.06 |
| LEASE MAINTENANCE | AY TRUCKING INC | 12.86 | 0.031093200 | 0.40 |
| LEASE MAINTENANCE | AY TRUCKING INC | 11.58 | 0.031093200 | 0.36 |
| LEASE MAINTENANCE | AY TRUCKING INC | 15.29 | 0.031093200 | 0.48 |
| LEASE MAINTENANCE | AY TRUCKING INC | 13.34 | 0.031093200 | 0.41 |
| LEASE MAINTENANCE | LEGACY SAFETY AND CONSUM | 48.12 | 0.031093200 | 1.50 |
| LEASE MAINTENANCE | LEGACY SAFETY AND CONSUM | 65.82 | 0.031093200 | 2.05 |
| LEASE MAINTENANCE | MEWBOURNE OIL COMPANY | 643.25 | 0.031093200 | 20.00 |
| MISCELLANEOUS EQUIPMENT RENTAL | MEWBOURNE OIL COMPANY | 220.50 | 0.031093200 | 6.86 |
| OVERHEAD-FIXED RATE | MEWBOURNE OIL COMPANY | 881.16 | 0.031093200 | 27.40 |
| PRIME MOVER MAINTENANCE | HR COMPRESSION & SERVICE | 73.77 | 0.031093200 | 2.29 |
| PRIME MOVER MAINTENANCE | HR COMPRESSION & SERVICE | 70.87 | 0.031093200 | 2.20 |
| PRIME MOVER MAINTENANCE | HR COMPRESSION & SERVICE | 170.31 | 0.031093200 | 5.30 |
| PRIME MOVER MAINTENANCE | HR COMPRESSION & SERVICE | 289.43 | 0.031093200 | 9.00 |
| PRIME MOVER MAINTENANCE | HR COMPRESSION & SERVICE | 1,200.24 | 0.031093200 | 37.32 |
| PROFESSIONAL SERVICES | PRICE ENERGY CONSULTING I | 240.00 | 0.031093200 | 7.46 |
| PUMPING | MEWBOURNE OIL COMPANY | 900.00 | 0.031093200 | 27.98 |
| PUMPING | MEWBOURNE OIL COMPANY | 450.00 | 0.031093200 | 13.99 |
| SALT WATER DISPOSAL | OWL SWD OPERATING LLC | 50.11 | 0.031093200 | 1.56 |
| SALT WATER DISPOSAL | OWL SWD OPERATING LLC | 42.73 | 0.031093200 | 1.33 |
| SALT WATER DISPOSAL | OWL SWD OPERATING LLC | 4,993.61 | 0.031093200 | 155.27 |
| SALT WATER DISPOSAL | NGL WATER SOLUTIONS PERM | 510.72 | 0.031093200 | 15.88 |
| SALT WATER DISPOSAL | AY TRUCKING INC | 101.89 | 0.031093200 | 3.17 |
| SALT WATER DISPOSAL | AY TRUCKING INC | 135.85 | 0.031093200 | 4.22 |
| SALT WATER DISPOSAL | LIMESTONE BASIN PROPERTIE | 328.72 | 0.031093200 | 10.22 |
| SITE RESTORATION & EXCAVATION | SUNDANCE SERVICES WEST IN | 10.95 | 0.031093200 | 0.34 |
| TREATING,DEHYDRATION,METERING | LEGACY SAFETY AND CONSUM | 15.65 | 0.031093200 | 0.49 |
| TREATING,DEHYDRATION,METERING | LEGACY SAFETY AND CONSUM | 18.97 | 0.031093200 | 0.59 |
| TREATING,DEHYDRATION,METERING | LEGACY SAFETY AND CONSUM | 109.29 | 0.031093200 | 3.40 |
| Total Lease Operating Expense Cost | | 16,176.61 | | 502.98 |
| 62776000-30 SUBTOTAL | | 16,176.61 | 502.98 | |
| PROPERTY 62776000 TOTAL | | 32,751.61 | 1,018.35 | |
| PROPERTY: 62906000 62906000-20 GAZELLE 22 B2MD FED COM 2H | | | | |
| <u>Tangible Well Cost</u> | | | | |
| DRILLING HEAD | MEWBOURNE OIL COMPANY | -14,420.25 | 0.195498190 | -2,819.13 |
| Total Tangible Well Cost Cost | | -14,420.25 | | -2,819.13 |
| 62906000-20 SUBTOTAL | | -14,420.25 | -2,819.13 | |
| PROPERTY: 62906000 62906000-30 GAZELLE 22 B2MD FED COM 2H | | | | |
| <u>Lease Operating Expense</u> | | | | |
| COMPANY SUPERVISION | MEWBOURNE OIL COMPANY | 956.25 | 0.195498190 | 186.95 |

07-31-2020

270

MEWBOURNE OIL COMPANY

Page 14

TOM M RAGSDALE
400 N SAM HOUSTON PARKWAY EAST
SUITE 601
HOUSTON, TX 77060

INVOICE NO.: 202007-02580

INVOICE DATE: 7-31-2020

OWNER: 035904-1

BILLING FOR: July 2020

| REFERENCE/DESCRIPTION OF CHARGES | | GROSS CHARGES | WORKING INTEREST | NET CHARGE |
|----------------------------------|-----------------------------|------------------|---------------------|---------------|
| COMPANY SUPERVISION | MEWBOURNE OIL COMPANY | 318.75 | 0.195498190 | 62.32 |
| COMPANY SUPERVISION | MEWBOURNE OIL COMPANY | 318.75 | 0.195498190 | 62.32 |
| COMPANY SUPERVISION | MEWBOURNE OIL COMPANY | 1,160.25 | 0.195498190 | 226.83 |
| COMPANY SUPERVISION | MEWBOURNE OIL COMPANY | 420.75 | 0.195498190 | 82.26 |
| COMPRESSOR MAINTENANCE | G&A FABRICATION LLC | 141.92 | 0.195498190 | 27.75 |
| COMPRESSOR MAINTENANCE | G&A FABRICATION LLC | 141.92 | 0.195498190 | 27.75 |
| COMPRESSOR MAINTENANCE | G&A FABRICATION LLC | 141.92 | 0.195498190 | 27.75 |
| COMPRESSOR MAINTENANCE | G&A FABRICATION LLC | 113.41 | 0.195498190 | 22.17 |
| COMPRESSOR MAINTENANCE | G&A FABRICATION LLC | 141.92 | 0.195498190 | 27.75 |
| COMPRESSOR RENTAL/SERVICES | GUNS UP SERVICES | 194.39 | 0.195498190 | 38.00 |
| COMPRESSOR RENTAL/SERVICES | GRAVITY OILFIELD SERVICES | 23.52 | 0.195498190 | 4.60 |
| COMPRESSOR RENTAL/SERVICES | GRAVITY OILFIELD SERVICES | 24.31 | 0.195498190 | 4.76 |
| COMPRESSOR RENTAL/SERVICES | GRAVITY OILFIELD SERVICES | 23.52 | 0.195498190 | 4.60 |
| FUEL, POWER & ELECTRICAL | XCEL ENERGY | 352.05 | 0.195498190 | 68.82 |
| LEASE MAINTENANCE | MEWBOURNE OIL COMPANY | 86.24 | 0.195498190 | 16.86 |
| LEASE MAINTENANCE | GAS WELL SERVICES INC | 23.24 | 0.195498190 | 4.55 |
| LEASE MAINTENANCE | GARNER PUMP & SUPPLY INC | 1.19 | 0.195498190 | 0.24 |
| LEASE MAINTENANCE | GARNER PUMP & SUPPLY INC | 627.19 | 0.195498190 | 122.61 |
| LEASE MAINTENANCE | GARNER PUMP & SUPPLY INC | 85.81 | 0.195498190 | 16.78 |
| LEASE MAINTENANCE | AMERICAN MILLENNIUM COR | 18.12 | 0.195498190 | 3.54 |
| LEASE MAINTENANCE | AMERICAN MILLENNIUM COR | 18.32 | 0.195498190 | 3.58 |
| LEASE MAINTENANCE | TURNCO ENTERPRISES LLC | 190.00 | 0.195498190 | 37.14 |
| LEASE MAINTENANCE | TURNCO ENTERPRISES LLC | 393.69 | 0.195498190 | 76.96 |
| LEASE MAINTENANCE | TURNCO ENTERPRISES LLC | 18.27 | 0.195498190 | 3.57 |
| LEASE MAINTENANCE | TURNCO ENTERPRISES LLC | 71.25 | 0.195498190 | 13.93 |
| LEASE MAINTENANCE | TURNCO ENTERPRISES LLC | 27.70 | 0.195498190 | 5.42 |
| LEASE MAINTENANCE | TURNCO ENTERPRISES LLC | 21.93 | 0.195498190 | 4.29 |
| LEASE MAINTENANCE | TURNCO ENTERPRISES LLC | 43.85 | 0.195498190 | 8.57 |
| LEASE MAINTENANCE | TURNCO ENTERPRISES LLC | 4.62 | 0.195498190 | 0.90 |
| LEASE MAINTENANCE | TURNCO ENTERPRISES LLC | 43.85 | 0.195498190 | 8.57 |
| LEASE MAINTENANCE | TURNCO ENTERPRISES LLC | 274.94 | 0.195498190 | 53.75 |
| LEASE MAINTENANCE | TURNCO ENTERPRISES LLC | 56.93 | 0.195498190 | 11.12 |
| LEASE MAINTENANCE | TURNCO ENTERPRISES LLC | 36.54 | 0.195498190 | 7.14 |
| LEASE MAINTENANCE | TURNCO ENTERPRISES LLC | 14.62 | 0.195498190 | 2.86 |
| LEASE MAINTENANCE | TURNCO ENTERPRISES LLC | 285.00 | 0.195498190 | 55.71 |
| LEASE MAINTENANCE | INGRAM PROFESSIONAL SERV | 118.14 | 0.195498190 | 23.09 |
| LEASE MAINTENANCE | TRINITY OILFIELD SERVICES & | 360.80 | 0.195498190 | 70.54 |
| LEASE MAINTENANCE | EP&S LLC | 45.39 | 0.195498190 | 8.87 |
| LEASE MAINTENANCE | EP&S LLC | 129.39 | 0.195498190 | 25.30 |
| LEASE MAINTENANCE | AY TRUCKING INC | 11.58 | 0.195498190 | 2.27 |
| LEASE MAINTENANCE | AY TRUCKING INC | 24.27 | 0.195498190 | 4.75 |
| LEASE MAINTENANCE | AY TRUCKING INC | 27.90 | 0.195498190 | 5.46 |

07-31-2020

271

MEWBOURNE OIL COMPANY

Page 15

TOM M RAGSDALE
400 N SAM HOUSTON PARKWAY EAST
SUITE 601
HOUSTON, TX 77060

INVOICE NO.: 202007-02580

INVOICE DATE: 7-31-2020

OWNER: 035904-1

BILLING FOR: July 2020

| REFERENCE/DESCRIPTION OF CHARGES | | GROSS CHARGES | WORKING INTEREST | NET CHARGE |
|------------------------------------|---------------------------|---------------|------------------|------------|
| LEASE MAINTENANCE | AY TRUCKING INC | 33.97 | 0.195498190 | 6.64 |
| LEASE MAINTENANCE | AY TRUCKING INC | 94.61 | 0.195498190 | 18.49 |
| LEASE MAINTENANCE | AY TRUCKING INC | 362.68 | 0.195498190 | 70.90 |
| LEASE MAINTENANCE | AY TRUCKING INC | 12.86 | 0.195498190 | 2.51 |
| LEASE MAINTENANCE | AY TRUCKING INC | 11.58 | 0.195498190 | 2.27 |
| LEASE MAINTENANCE | AY TRUCKING INC | 15.29 | 0.195498190 | 2.99 |
| LEASE MAINTENANCE | AY TRUCKING INC | 13.34 | 0.195498190 | 2.61 |
| LEASE MAINTENANCE | LEGACY SAFETY AND CONSUM | 28.27 | 0.195498190 | 5.53 |
| LEASE MAINTENANCE | LEGACY SAFETY AND CONSUM | 38.63 | 0.195498190 | 7.55 |
| LEASE MAINTENANCE | MEWBOURNE OIL COMPANY | 387.50 | 0.195498190 | 75.76 |
| MISCELLANEOUS EQUIPMENT RENTAL | MEWBOURNE OIL COMPANY | 220.50 | 0.195498190 | 43.11 |
| OVERHEAD-FIXED RATE | MEWBOURNE OIL COMPANY | 881.16 | 0.195498190 | 172.27 |
| PRIME MOVER MAINTENANCE | HR COMPRESSION & SERVICE | 43.33 | 0.195498190 | 8.47 |
| PRIME MOVER MAINTENANCE | HR COMPRESSION & SERVICE | 41.63 | 0.195498190 | 8.14 |
| PRIME MOVER MAINTENANCE | HR COMPRESSION & SERVICE | 100.02 | 0.195498190 | 19.56 |
| PUMPING | MEWBOURNE OIL COMPANY | 900.00 | 0.195498190 | 175.95 |
| PUMPING | MEWBOURNE OIL COMPANY | 450.00 | 0.195498190 | 87.98 |
| SALT WATER DISPOSAL | OWL SWD OPERATING LLC | 50.12 | 0.195498190 | 9.80 |
| SALT WATER DISPOSAL | OWL SWD OPERATING LLC | 42.73 | 0.195498190 | 8.35 |
| SALT WATER DISPOSAL | OWL SWD OPERATING LLC | 5,299.73 | 0.195498190 | 1,036.09 |
| SALT WATER DISPOSAL | NGL WATER SOLUTIONS PERM | 536.25 | 0.195498190 | 104.84 |
| SALT WATER DISPOSAL | AY TRUCKING INC | 101.90 | 0.195498190 | 19.92 |
| SALT WATER DISPOSAL | AY TRUCKING INC | 135.86 | 0.195498190 | 26.56 |
| SALT WATER DISPOSAL | LIMESTONE BASIN PROPERTIE | 348.83 | 0.195498190 | 68.20 |
| SITE RESTORATION & EXCAVATION | SUNDANCE SERVICES WEST IN | 189.14 | 0.195498190 | 36.98 |
| SITE RESTORATION & EXCAVATION | SUNDANCE SERVICES WEST IN | 10.95 | 0.195498190 | 2.13 |
| TREATING,DEHYDRATION,METERING | LEGACY SAFETY AND CONSUM | 9.15 | 0.195498190 | 1.80 |
| TREATING,DEHYDRATION,METERING | LEGACY SAFETY AND CONSUM | 11.10 | 0.195498190 | 2.17 |
| TREATING,DEHYDRATION,METERING | LEGACY SAFETY AND CONSUM | 64.14 | 0.195498190 | 12.54 |
| Total Lease Operating Expense Cost | | 17,969.67 | | 3,513.11 |

62906000-30 SUBTOTAL

17,969.67

3,513.11

PROPERTY 62906000 TOTAL

3,549.42

693.98

PROPERTY: 62915000 62915000-20 CREEDENCE 21/16 W0ED ST COM 2H

Intangible Well Cost

| | | | | |
|---------------------------------|-----------------------|--------|-------------|------|
| OVERHEAD FIXED RATE | MEWBOURNE OIL COMPANY | 488.15 | 0.006363620 | 3.11 |
| Total Intangible Well Cost Cost | | 488.15 | | 3.11 |

Tangible Well Cost

| | | | | |
|-------------------------------|---------------------------|-----------|-------------|--------|
| DRILLING HEAD | MEWBOURNE OIL COMPANY | 16,575.00 | 0.006363620 | 105.48 |
| TUBING HEAD & UPPER SECTION | DIVINE WIRELINE SOLUTIONS | 7,631.88 | 0.006363620 | 48.57 |
| Total Tangible Well Cost Cost | | 24,206.88 | | 154.05 |

07-31-2020

272

MEWBOURNE OIL COMPANY

Page 16

TOM M RAGSDALE
400 N SAM HOUSTON PARKWAY EAST
SUITE 601
HOUSTON, TX 77060

INVOICE NO.: 202007-02580

INVOICE DATE: 7-31-2020

OWNER: 035904-1

BILLING FOR: July 2020

| REFERENCE/DESCRIPTION OF CHARGES | | GROSS CHARGES | WORKING INTEREST | NET CHARGE |
|--|-----------------------------|------------------|---------------------|---------------|
| 62915000-20 SUBTOTAL | | 24,695.03 | 157.16 | |
| PROPERTY: 62915000 62915000-30 CREEDENCE 21/16 W0ED ST COM 2H | | | | |
| <u>Lease Operating Expense</u> | | | | |
| COMPANY SUPERVISION | MEWBOURNE OIL COMPANY | 637.50 | 0.006363620 | 4.06 |
| COMPANY SUPERVISION | MEWBOURNE OIL COMPANY | 5,737.50 | 0.006363620 | 36.51 |
| COMPANY SUPERVISION | MEWBOURNE OIL COMPANY | 420.75 | 0.006363620 | 2.68 |
| COMPANY SUPERVISION | MEWBOURNE OIL COMPANY | 1,593.75 | 0.006363620 | 10.14 |
| COMPANY SUPERVISION | MEWBOURNE OIL COMPANY | 318.75 | 0.006363620 | 2.03 |
| COMPANY SUPERVISION | MEWBOURNE OIL COMPANY | 637.50 | 0.006363620 | 4.06 |
| COMPRESSOR MAINTENANCE | G&A FABRICATION LLC | 232.51 | 0.006363620 | 1.48 |
| COMPRESSOR MAINTENANCE | AUTOMATED WELLHEAD COM | 235.76 | 0.006363620 | 1.50 |
| COMPRESSOR MAINTENANCE | AUTOMATED WELLHEAD COM | 206.63 | 0.006363620 | 1.31 |
| COMPRESSOR MAINTENANCE | AUTOMATED WELLHEAD COM | 360.27 | 0.006363620 | 2.29 |
| COMPRESSOR MAINTENANCE | AUTOMATED WELLHEAD COM | 540.39 | 0.006363620 | 3.44 |
| COMPRESSOR MAINTENANCE | AUTOMATED WELLHEAD COM | 487.42 | 0.006363620 | 3.10 |
| COMPRESSOR MAINTENANCE | AUTOMATED WELLHEAD COM | 296.69 | 0.006363620 | 1.89 |
| COMPRESSOR MAINTENANCE | AUTOMATED WELLHEAD COM | 180.13 | 0.006363620 | 1.15 |
| CONTRACT SUPERVISION | TURNCO ENTERPRISES LLC | 166.25 | 0.006363620 | 1.06 |
| CONTRACT SUPERVISION | TURNCO ENTERPRISES LLC | 772.50 | 0.006363620 | 4.92 |
| CONTRACT SUPERVISION | TURNCO ENTERPRISES LLC | 2,224.50 | 0.006363620 | 14.16 |
| CONTRACT SUPERVISION | TURNCO ENTERPRISES LLC | 1,433.24 | 0.006363620 | 9.12 |
| CONTRACT SUPERVISION | TURNCO ENTERPRISES LLC | 1,433.24 | 0.006363620 | 9.12 |
| CONTRACT SUPERVISION | TURNCO ENTERPRISES LLC | 1,433.25 | 0.006363620 | 9.12 |
| CONTRACT SUPERVISION | TURNCO ENTERPRISES LLC | 409.50 | 0.006363620 | 2.61 |
| FUEL, POWER & ELECTRICAL | XCEL ENERGY | 12,290.56 | 0.006363620 | 78.21 |
| LEASE MAINTENANCE | MEWBOURNE OIL COMPANY | 86.24 | 0.006363620 | 0.55 |
| LEASE MAINTENANCE | AMERICAN MILLENNIUM COR | 22.06 | 0.006363620 | 0.14 |
| LEASE MAINTENANCE | AMERICAN MILLENNIUM COR | 21.97 | 0.006363620 | 0.14 |
| LEASE MAINTENANCE | STANDARD OIL FIELD SUPPLY | 10.89 | 0.006363620 | 0.07 |
| LEASE MAINTENANCE | STANDARD OIL FIELD SUPPLY | 140.78 | 0.006363620 | 0.90 |
| LEASE MAINTENANCE | R360 ENVIRONMENTAL SOLUT | 29.01 | 0.006363620 | 0.18 |
| LEASE MAINTENANCE | TRINITY OILFIELD SERVICES & | 94.33 | 0.006363620 | 0.60 |
| LEASE MAINTENANCE | TRINITY OILFIELD SERVICES & | 47.68 | 0.006363620 | 0.30 |
| LEASE MAINTENANCE | MEWBOURNE OIL COMPANY | 255.75 | 0.006363620 | 1.63 |
| LEASE MAINTENANCE | MEWBOURNE OIL COMPANY | 387.50 | 0.006363620 | 2.47 |
| LEASE MAINTENANCE | MEWBOURNE OIL COMPANY | 193.75 | 0.006363620 | 1.23 |
| LEASE MAINTENANCE | SARGE TRUCKING SERVICES, I | 69.97 | 0.006363620 | 0.44 |
| LEASE MAINTENANCE | SUNDANCE SERVICES WEST IN | 42.93 | 0.006363620 | 0.27 |
| OVERHEAD-FIXED RATE | MEWBOURNE OIL COMPANY | 881.16 | 0.006363620 | 5.61 |
| PUMPING | MEWBOURNE OIL COMPANY | 900.00 | 0.006363620 | 5.73 |
| PUMPING | MEWBOURNE OIL COMPANY | 900.00 | 0.006363620 | 5.73 |
| SALT WATER DISPOSAL | MEWBOURNE OIL COMPANY | 44,359.36 | 0.006363620 | 282.29 |

07-31-2020

273

MEWBOURNE OIL COMPANY

Page 17

TOM M RAGSDALE
400 N SAM HOUSTON PARKWAY EAST
SUITE 601
HOUSTON, TX 77060

INVOICE NO.: 202007-02580

INVOICE DATE: 7-31-2020

OWNER: 035904-1

BILLING FOR: July 2020

| REFERENCE/DESCRIPTION OF CHARGES | | GROSS CHARGES | WORKING INTEREST | NET CHARGE |
|--|---------------------------|-------------------|------------------|----------------|
| SALT WATER DISPOSAL | QATAR LLC | 60.55 | 0.006363620 | 0.39 |
| Total Lease Operating Expense Cost | | 80,552.52 | | 512.63 |
| 62915000-30 SUBTOTAL | | 80,552.52 | 512.63 | |
| PROPERTY 62915000 TOTAL | | 105,247.55 | 669.79 | |
| 62915000PREPAYMENTS | | | | -669.79 |
| PROPERTY: 62916000 62916000-10 CREEDENCE 21/16 W1ED ST COM 1H | | | | |
| <u>Intangible Well Cost</u> | | | | |
| WELL / LEASE LEGAL | GUARANTY TITLE COMPANY | 2,558.81 | 0.006363620 | 16.28 |
| Total Intangible Well Cost Cost | | 2,558.81 | | 16.28 |
| 62916000-10 SUBTOTAL | | 2,558.81 | 16.28 | |
| PROPERTY: 62916000 62916000-20 CREEDENCE 21/16 W1ED ST COM 1H | | | | |
| <u>Intangible Well Cost</u> | | | | |
| OVERHEAD FIXED RATE | MEWBOURNE OIL COMPANY | 488.15 | 0.006363620 | 3.11 |
| Total Intangible Well Cost Cost | | 488.15 | | 3.11 |
| <u>Tangible Well Cost</u> | | | | |
| DRILLING HEAD | MEWBOURNE OIL COMPANY | 16,575.00 | 0.006363620 | 105.48 |
| TUBING HEAD & UPPER SECTION | DIVINE WIRELINE SOLUTIONS | 8,974.51 | 0.006363620 | 57.11 |
| Total Tangible Well Cost Cost | | 25,549.51 | | 162.59 |
| 62916000-20 SUBTOTAL | | 26,037.66 | 165.70 | |
| PROPERTY: 62916000 62916000-30 CREEDENCE 21/16 W1ED ST COM 1H | | | | |
| <u>Lease Operating Expense</u> | | | | |
| COMPANY SUPERVISION | MEWBOURNE OIL COMPANY | 637.50 | 0.006363620 | 4.06 |
| COMPANY SUPERVISION | MEWBOURNE OIL COMPANY | 5,737.50 | 0.006363620 | 36.51 |
| COMPANY SUPERVISION | MEWBOURNE OIL COMPANY | 13,387.50 | 0.006363620 | 85.19 |
| COMPANY SUPERVISION | MEWBOURNE OIL COMPANY | 1,593.75 | 0.006363620 | 10.14 |
| COMPANY SUPERVISION | MEWBOURNE OIL COMPANY | 318.75 | 0.006363620 | 2.03 |
| COMPANY SUPERVISION | MEWBOURNE OIL COMPANY | 637.50 | 0.006363620 | 4.06 |
| COMPRESSOR MAINTENANCE | G&A FABRICATION LLC | 232.48 | 0.006363620 | 1.48 |
| COMPRESSOR MAINTENANCE | AUTOMATED WELLHEAD COM | 235.75 | 0.006363620 | 1.50 |
| COMPRESSOR MAINTENANCE | AUTOMATED WELLHEAD COM | 206.61 | 0.006363620 | 1.31 |
| COMPRESSOR MAINTENANCE | AUTOMATED WELLHEAD COM | 360.25 | 0.006363620 | 2.29 |
| COMPRESSOR MAINTENANCE | AUTOMATED WELLHEAD COM | 540.38 | 0.006363620 | 3.44 |
| COMPRESSOR MAINTENANCE | AUTOMATED WELLHEAD COM | 487.40 | 0.006363620 | 3.10 |
| COMPRESSOR MAINTENANCE | AUTOMATED WELLHEAD COM | 296.68 | 0.006363620 | 1.89 |
| COMPRESSOR MAINTENANCE | AUTOMATED WELLHEAD COM | 180.12 | 0.006363620 | 1.15 |
| CONTRACT SUPERVISION | TURNCO ENTERPRISES LLC | 166.25 | 0.006363620 | 1.06 |
| CONTRACT SUPERVISION | TURNCO ENTERPRISES LLC | 772.50 | 0.006363620 | 4.92 |
| CONTRACT SUPERVISION | TURNCO ENTERPRISES LLC | 2,224.50 | 0.006363620 | 14.16 |
| CONTRACT SUPERVISION | TURNCO ENTERPRISES LLC | 1,433.26 | 0.006363620 | 9.12 |

07-31-2020

274

MEWBOURNE OIL COMPANY

Page 18

TOM M RAGSDALE
400 N SAM HOUSTON PARKWAY EAST
SUITE 601
HOUSTON, TX 77060

INVOICE NO.: 202007-02580

INVOICE DATE: 7-31-2020

OWNER: 035904-1

BILLING FOR: July 2020

| REFERENCE/DESCRIPTION OF CHARGES | | GROSS CHARGES | WORKING INTEREST | NET CHARGE |
|--|-----------------------------|-------------------|---------------------|----------------|
| CONTRACT SUPERVISION | TURNCO ENTERPRISES LLC | 1,433.26 | 0.006363620 | 9.12 |
| CONTRACT SUPERVISION | TURNCO ENTERPRISES LLC | 1,433.25 | 0.006363620 | 9.12 |
| CONTRACT SUPERVISION | TURNCO ENTERPRISES LLC | 409.50 | 0.006363620 | 2.61 |
| FUEL, POWER & ELECTRICAL | XCEL ENERGY | 12,255.70 | 0.006363620 | 77.99 |
| LEASE MAINTENANCE | MEWBOURNE OIL COMPANY | 86.24 | 0.006363620 | 0.55 |
| LEASE MAINTENANCE | AMERICAN MILLENNIUM COR | 22.07 | 0.006363620 | 0.14 |
| LEASE MAINTENANCE | AMERICAN MILLENNIUM COR | 21.98 | 0.006363620 | 0.14 |
| LEASE MAINTENANCE | STANDARD OIL FIELD SUPPLY | 10.90 | 0.006363620 | 0.07 |
| LEASE MAINTENANCE | STANDARD OIL FIELD SUPPLY | 140.82 | 0.006363620 | 0.90 |
| LEASE MAINTENANCE | R360 ENVIRONMENTAL SOLUT | 29.02 | 0.006363620 | 0.18 |
| LEASE MAINTENANCE | TRINITY OILFIELD SERVICES & | 94.36 | 0.006363620 | 0.60 |
| LEASE MAINTENANCE | TRINITY OILFIELD SERVICES & | 47.68 | 0.006363620 | 0.30 |
| LEASE MAINTENANCE | MEWBOURNE OIL COMPANY | 263.50 | 0.006363620 | 1.68 |
| LEASE MAINTENANCE | MEWBOURNE OIL COMPANY | 387.50 | 0.006363620 | 2.47 |
| LEASE MAINTENANCE | MEWBOURNE OIL COMPANY | 263.50 | 0.006363620 | 1.68 |
| LEASE MAINTENANCE | MEWBOURNE OIL COMPANY | 193.75 | 0.006363620 | 1.23 |
| LEASE MAINTENANCE | SARGE TRUCKING SERVICES, I | 69.97 | 0.006363620 | 0.44 |
| LEASE MAINTENANCE | SUNDANCE SERVICES WEST I | 42.92 | 0.006363620 | 0.27 |
| OVERHEAD-FIXED RATE | MEWBOURNE OIL COMPANY | 881.16 | 0.006363620 | 5.61 |
| PUMPING | MEWBOURNE OIL COMPANY | 900.00 | 0.006363620 | 5.73 |
| PUMPING | MEWBOURNE OIL COMPANY | 900.00 | 0.006363620 | 5.73 |
| SALT WATER DISPOSAL | MEWBOURNE OIL COMPANY | 42,544.64 | 0.006363620 | 270.74 |
| SALT WATER DISPOSAL | QATAR LLC | 60.55 | 0.006363620 | 0.39 |
| Total Lease Operating Expense Cost | | 91,940.95 | | 585.10 |
| 62916000-30 SUBTOTAL | | 91,940.95 | 585.10 | |
| PROPERTY 62916000 TOTAL | | 120,537.42 | 767.08 | |
| 62916000PREPAYMENTS | | | | -767.08 |
| PROPERTY: 62958000 62958000-20 GAZELLE 22 B3MD FED COM 1H | | | | |
| <u>Tangible Well Cost</u> | | | | |
| DRILLING HEAD | MEWBOURNE OIL COMPANY | -14,420.25 | 0.195498190 | -2,819.13 |
| Total Tangible Well Cost Cost | | -14,420.25 | | -2,819.13 |
| 62958000-20 SUBTOTAL | | -14,420.25 | -2,819.13 | |
| PROPERTY: 62958000 62958000-30 GAZELLE 22 B3MD FED COM 1H | | | | |
| <u>Lease Operating Expense</u> | | | | |
| COMPANY SUPERVISION | MEWBOURNE OIL COMPANY | 956.25 | 0.195498190 | 186.95 |
| COMPANY SUPERVISION | MEWBOURNE OIL COMPANY | 318.75 | 0.195498190 | 62.32 |
| COMPANY SUPERVISION | MEWBOURNE OIL COMPANY | 318.75 | 0.195498190 | 62.32 |
| COMPANY SUPERVISION | MEWBOURNE OIL COMPANY | 1,606.50 | 0.195498190 | 314.07 |
| COMPANY SUPERVISION | MEWBOURNE OIL COMPANY | 420.75 | 0.195498190 | 82.26 |
| COMPRESSOR MAINTENANCE | G&A FABRICATION LLC | 141.92 | 0.195498190 | 27.75 |

07-31-2020

275

MEWBOURNE OIL COMPANY

Page 19

TOM M RAGSDALE
400 N SAM HOUSTON PARKWAY EAST
SUITE 601
HOUSTON, TX 77060

INVOICE NO.: 202007-02580

INVOICE DATE: 7-31-2020

OWNER: 035904-1

BILLING FOR: July 2020

| REFERENCE/DESCRIPTION OF CHARGES | | GROSS CHARGES | WORKING INTEREST | NET CHARGE |
|----------------------------------|-----------------------------|------------------|---------------------|---------------|
| COMPRESSOR MAINTENANCE | G&A FABRICATION LLC | 141.92 | 0.195498190 | 27.75 |
| COMPRESSOR MAINTENANCE | G&A FABRICATION LLC | 141.92 | 0.195498190 | 27.75 |
| COMPRESSOR MAINTENANCE | G&A FABRICATION LLC | 113.42 | 0.195498190 | 22.18 |
| COMPRESSOR MAINTENANCE | G&A FABRICATION LLC | 141.92 | 0.195498190 | 27.75 |
| COMPRESSOR RENTAL/SERVICES | GUNS UP SERVICES | 257.44 | 0.195498190 | 50.33 |
| COMPRESSOR RENTAL/SERVICES | KODIAK GAS SERVICES LLC | 4,747.51 | 0.195498190 | 928.13 |
| COMPRESSOR RENTAL/SERVICES | KODIAK GAS SERVICES LLC | 4,747.51 | 0.195498190 | 928.13 |
| COMPRESSOR RENTAL/SERVICES | GRAVITY OILFIELD SERVICES | 31.15 | 0.195498190 | 6.09 |
| COMPRESSOR RENTAL/SERVICES | GRAVITY OILFIELD SERVICES | 32.19 | 0.195498190 | 6.29 |
| COMPRESSOR RENTAL/SERVICES | GRAVITY OILFIELD SERVICES | 31.15 | 0.195498190 | 6.09 |
| FUEL, POWER & ELECTRICAL | XCEL ENERGY | 394.86 | 0.195498190 | 77.19 |
| LEASE MAINTENANCE | MEWBOURNE OIL COMPANY | 86.24 | 0.195498190 | 16.86 |
| LEASE MAINTENANCE | GAS WELL SERVICES INC | 23.22 | 0.195498190 | 4.54 |
| LEASE MAINTENANCE | GARNER PUMP & SUPPLY INC | 1.18 | 0.195498190 | 0.24 |
| LEASE MAINTENANCE | GARNER PUMP & SUPPLY INC | 627.19 | 0.195498190 | 122.61 |
| LEASE MAINTENANCE | GARNER PUMP & SUPPLY INC | 85.81 | 0.195498190 | 16.78 |
| LEASE MAINTENANCE | AMERICAN MILLENNIUM COR | 18.12 | 0.195498190 | 3.54 |
| LEASE MAINTENANCE | AMERICAN MILLENNIUM COR | 18.32 | 0.195498190 | 3.58 |
| LEASE MAINTENANCE | TURNCO ENTERPRISES LLC | 190.00 | 0.195498190 | 37.14 |
| LEASE MAINTENANCE | TURNCO ENTERPRISES LLC | 393.69 | 0.195498190 | 76.96 |
| LEASE MAINTENANCE | TURNCO ENTERPRISES LLC | 18.27 | 0.195498190 | 3.57 |
| LEASE MAINTENANCE | TURNCO ENTERPRISES LLC | 71.25 | 0.195498190 | 13.93 |
| LEASE MAINTENANCE | TURNCO ENTERPRISES LLC | 27.69 | 0.195498190 | 5.41 |
| LEASE MAINTENANCE | TURNCO ENTERPRISES LLC | 21.92 | 0.195498190 | 4.29 |
| LEASE MAINTENANCE | TURNCO ENTERPRISES LLC | 43.84 | 0.195498190 | 8.57 |
| LEASE MAINTENANCE | TURNCO ENTERPRISES LLC | 4.61 | 0.195498190 | 0.90 |
| LEASE MAINTENANCE | TURNCO ENTERPRISES LLC | 43.84 | 0.195498190 | 8.57 |
| LEASE MAINTENANCE | TURNCO ENTERPRISES LLC | 274.94 | 0.195498190 | 53.75 |
| LEASE MAINTENANCE | TURNCO ENTERPRISES LLC | 56.90 | 0.195498190 | 11.12 |
| LEASE MAINTENANCE | TURNCO ENTERPRISES LLC | 36.54 | 0.195498190 | 7.14 |
| LEASE MAINTENANCE | TURNCO ENTERPRISES LLC | 14.61 | 0.195498190 | 2.86 |
| LEASE MAINTENANCE | TURNCO ENTERPRISES LLC | 285.00 | 0.195498190 | 55.71 |
| LEASE MAINTENANCE | INGRAM PROFESSIONAL SERV | 118.17 | 0.195498190 | 23.10 |
| LEASE MAINTENANCE | TRINITY OILFIELD SERVICES & | 360.82 | 0.195498190 | 70.54 |
| LEASE MAINTENANCE | EP&S LLC | 45.39 | 0.195498190 | 8.87 |
| LEASE MAINTENANCE | EP&S LLC | 129.38 | 0.195498190 | 25.29 |
| LEASE MAINTENANCE | AY TRUCKING INC | 11.57 | 0.195498190 | 2.27 |
| LEASE MAINTENANCE | AY TRUCKING INC | 24.25 | 0.195498190 | 4.74 |
| LEASE MAINTENANCE | AY TRUCKING INC | 27.90 | 0.195498190 | 5.46 |
| LEASE MAINTENANCE | AY TRUCKING INC | 33.96 | 0.195498190 | 6.64 |
| LEASE MAINTENANCE | AY TRUCKING INC | 94.61 | 0.195498190 | 18.49 |
| LEASE MAINTENANCE | AY TRUCKING INC | 362.68 | 0.195498190 | 70.90 |

07-31-2020

276

MEWBOURNE OIL COMPANY

Page 20

TOM M RAGSDALE
400 N SAM HOUSTON PARKWAY EAST
SUITE 601
HOUSTON, TX 77060

INVOICE NO.: 202007-02580

INVOICE DATE: 7-31-2020

OWNER: 035904-1

BILLING FOR: July 2020

| REFERENCE/DESCRIPTION OF CHARGES | | GROSS CHARGES | WORKING INTEREST | NET CHARGE |
|--|----------------------------|------------------|------------------|-----------------|
| LEASE MAINTENANCE | AY TRUCKING INC | 12.85 | 0.195498190 | 2.51 |
| LEASE MAINTENANCE | AY TRUCKING INC | 11.57 | 0.195498190 | 2.27 |
| LEASE MAINTENANCE | AY TRUCKING INC | 15.28 | 0.195498190 | 2.99 |
| LEASE MAINTENANCE | AY TRUCKING INC | 13.34 | 0.195498190 | 2.61 |
| LEASE MAINTENANCE | LEGACY SAFETY AND CONSUM | 37.43 | 0.195498190 | 7.32 |
| LEASE MAINTENANCE | LEGACY SAFETY AND CONSUM | 51.19 | 0.195498190 | 10.01 |
| LEASE MAINTENANCE | MEWBOURNE OIL COMPANY | 387.50 | 0.195498190 | 75.76 |
| MISCELLANEOUS EQUIPMENT RENTAL | MEWBOURNE OIL COMPANY | 220.50 | 0.195498190 | 43.11 |
| OVERHEAD-FIXED RATE | MEWBOURNE OIL COMPANY | 881.16 | 0.195498190 | 172.27 |
| PRIME MOVER MAINTENANCE | HR COMPRESSION & SERVICE | 57.38 | 0.195498190 | 11.22 |
| PRIME MOVER MAINTENANCE | HR COMPRESSION & SERVICE | 55.12 | 0.195498190 | 10.78 |
| PRIME MOVER MAINTENANCE | HR COMPRESSION & SERVICE | 132.46 | 0.195498190 | 25.90 |
| PUMPING | MEWBOURNE OIL COMPANY | 900.00 | 0.195498190 | 175.95 |
| PUMPING | MEWBOURNE OIL COMPANY | 450.00 | 0.195498190 | 87.98 |
| SALT WATER DISPOSAL | OWL SWD OPERATING LLC | 50.11 | 0.195498190 | 9.79 |
| SALT WATER DISPOSAL | OWL SWD OPERATING LLC | 42.73 | 0.195498190 | 8.35 |
| SALT WATER DISPOSAL | OWL SWD OPERATING LLC | 6,995.16 | 0.195498190 | 1,367.53 |
| SALT WATER DISPOSAL | NGL WATER SOLUTIONS PERM | 715.00 | 0.195498190 | 139.78 |
| SALT WATER DISPOSAL | AY TRUCKING INC | 101.88 | 0.195498190 | 19.92 |
| SALT WATER DISPOSAL | AY TRUCKING INC | 135.85 | 0.195498190 | 26.56 |
| SALT WATER DISPOSAL | LIMESTONE BASIN PROPERTIE | 460.46 | 0.195498190 | 90.02 |
| SITE RESTORATION & EXCAVATION | SUNDANCE SERVICES WEST IN | 189.14 | 0.195498190 | 36.98 |
| SITE RESTORATION & EXCAVATION | SUNDANCE SERVICES WEST IN | 10.93 | 0.195498190 | 2.13 |
| TREATING,DEHYDRATION,METERING | LEGACY SAFETY AND CONSUM | 12.17 | 0.195498190 | 2.37 |
| TREATING,DEHYDRATION,METERING | LEGACY SAFETY AND CONSUM | 14.75 | 0.195498190 | 2.89 |
| TREATING,DEHYDRATION,METERING | LEGACY SAFETY AND CONSUM | 84.99 | 0.195498190 | 16.62 |
| Total Lease Operating Expense Cost | | 30,134.77 | | 5,891.34 |
| 62958000-30 SUBTOTAL | | 30,134.77 | | 5,891.34 |
| PROPERTY 62958000 TOTAL | | 15,714.52 | | 3,072.21 |
| PROPERTY: 72185000 72185000-10 CREEDENCE 21/16 W0FC ST COM 4H | | | | |
| <u>Intangible Well Cost</u> | | | | |
| TRANSPORTATION | STONE OILFIELD SERVICE INC | 831.18 | 0.006363620 | 5.29 |
| Total Intangible Well Cost Cost | | 831.18 | | 5.29 |
| 72185000-10 SUBTOTAL | | 831.18 | | 5.29 |
| PROPERTY: 72185000 72185000-20 CREEDENCE 21/16 W0FC ST COM 4H | | | | |
| <u>Intangible Well Cost</u> | | | | |
| CASING, TUBING, SNUBING SERV | STANDARD OIL FIELD SUPPLY | 279.36 | 0.006363620 | 1.78 |
| LOCATION, ROADS, PITS | KEYSTONE PUMP & SUPPLY LI | 801.96 | 0.006363620 | 5.10 |
| LOGGING, WIRELINE & CORING | HALLIBURTON ENERGY SERV | 1,013.84 | 0.006363620 | 6.45 |
| OVERHEAD FIXED RATE | MEWBOURNE OIL COMPANY | 7,100.53 | 0.006363620 | 45.19 |

07-31-2020

277

MEWBOURNE OIL COMPANY

Page 21

TOM M RAGSDALE
400 N SAM HOUSTON PARKWAY EAST
SUITE 601
HOUSTON, TX 77060

INVOICE NO.: 202007-02580

INVOICE DATE: 7-31-2020

OWNER: 035904-1

BILLING FOR: July 2020

| REFERENCE/DESCRIPTION OF CHARGES | GROSS CHARGES | WORKING INTEREST | NET CHARGE |
|--|------------------|------------------|----------------|
| Total Intangible Well Cost Cost | 9,195.69 | | 58.52 |
| <u>Equipment Beyond Wellhead</u> | | | |
| ELECTRICAL INSTALLATIONS INGRAM PROFESSIONAL SERV | 2,423.02 | 0.006363620 | 15.42 |
| MISC. VALVES & FITTINGS STANDARD OIL FIELD SUPPLY | 76.07 | 0.006363620 | 0.48 |
| Total Equipment Beyond Wellhead Cost | 2,499.09 | | 15.90 |
| 72185000-20 SUBTOTAL | 11,694.78 | 74.42 | |
| PROPERTY: 72185000 72185000-30 CREEDENCE 21/16 W0FC ST COM 4H | | | |
| <u>Lease Operating Expense</u> | | | |
| LEASE MAINTENANCE KEYSTONE PUMP & SUPPLY LI | 348.82 | 0.006363620 | 2.22 |
| SALT WATER DISPOSAL MILESTONE ENVIRONMENTAL | 925.00 | 0.006363620 | 5.89 |
| SALT WATER DISPOSAL SARGE TRUCKING SERVICES, I | 5,449.57 | 0.006363620 | 34.68 |
| Total Lease Operating Expense Cost | 6,723.39 | | 42.79 |
| 72185000-30 SUBTOTAL | 6,723.39 | 42.79 | |
| PROPERTY 72185000 TOTAL | 19,249.35 | 122.50 | |
| 72185000PREPAYMENTS | | | -122.50 |
| PROPERTY: 72186000 72186000-10 CREEDENCE 21/16 W1FC ST COM 3H | | | |
| <u>Intangible Well Cost</u> | | | |
| TRANSPORTATION STONE OILFIELD SERVICE INC | 831.21 | 0.006363620 | 5.29 |
| Total Intangible Well Cost Cost | 831.21 | | 5.29 |
| 72186000-10 SUBTOTAL | 831.21 | 5.29 | |
| PROPERTY: 72186000 72186000-20 CREEDENCE 21/16 W1FC ST COM 3H | | | |
| <u>Intangible Well Cost</u> | | | |
| LOCATION, ROADS, PITS KEYSTONE PUMP & SUPPLY LI | 801.96 | 0.006363620 | 5.10 |
| LOGGING, WIRELINE & CORING HALLIBURTON ENERGY SERV | 1,013.84 | 0.006363620 | 6.45 |
| OVERHEAD FIXED RATE MEWBOURNE OIL COMPANY | 7,100.57 | 0.006363620 | 45.19 |
| Total Intangible Well Cost Cost | 8,916.37 | | 56.74 |
| <u>Equipment Beyond Wellhead</u> | | | |
| ELECTRICAL INSTALLATIONS INGRAM PROFESSIONAL SERV | 2,423.10 | 0.006363620 | 15.42 |
| Total Equipment Beyond Wellhead Cost | 2,423.10 | | 15.42 |
| 72186000-20 SUBTOTAL | 11,339.47 | 72.16 | |
| PROPERTY 72186000 TOTAL | 12,170.68 | 77.45 | |
| 72186000PREPAYMENTS | | | -77.45 |

07-31-2020

278

MEWBOURNE OIL COMPANY

MEWBOURNE OIL COMPANY
P O BOX 7698
TYLER, TX 75711-7698

TOM M RAGSDALE
400 N SAM HOUSTON PARKWAY EAST
SUITE 601
HOUSTON, TX 77060

INVOICE NO.: 202008-04448
INVOICE DATE: 8-31-2020
OWNER: 035904-1
BILLING FOR: August 2020

BALANCE FORWARD

70,718.76

| CURRENT PERIOD ADJUSTMENT | | | | | AMOUNT |
|---|----------|--|-------------------|-----------------|-------------------|
| RECEIPTS | | | | | |
| PAYMENT #: 999 PAYMENT DATE: 08/11/2020 | | | | | -27,402.86 |
| PAYMENT #: 999 PAYMENT DATE: 08/11/2020 | | | | | -17,493.20 |
| TOTAL CURRENT PERIOD ADJUSTMENT | | | | | -44,896.06 |
| CURRENT CHARGES | | | | | |
| | | | GROSS | INTEREST | NET |
| 62390000 - PRONGHORN 15 B3BO FED COM 1H | TIER: 20 | | 2,483.61 | 0.0683747500 | 169.82 |
| 62390000 - PRONGHORN 15 B3BO FED COM 1H | TIER: 30 | | 12,413.12 | 0.0683747500 | 848.75 |
| 62391000 - PRONGHORN 15 B3CN FED COM 1H | TIER: 20 | | -173.69 | 0.0683747500 | -11.88 |
| 62391000 - PRONGHORN 15 B3CN FED COM 1H | TIER: 30 | | 18,103.42 | 0.0683747500 | 1,237.83 |
| 62392000 - PRONGHORN 15 B3DM FED COM 1H | TIER: 20 | | -686.08 | 0.0683747500 | -46.91 |
| 62392000 - PRONGHORN 15 B3DM FED COM 1H | TIER: 30 | | 14,615.61 | 0.0683747500 | 999.33 |
| 62774000 - IBEX 10 B3MD FED COM 1H | TIER: 20 | | -1,234.09 | 0.0527536400 | -65.10 |
| 62774000 - IBEX 10 B3MD FED COM 1H | TIER: 30 | | 14,860.21 | 0.0527536400 | 783.92 |
| 62775000 - IBEX 10 B3NC FED COM 1H | TIER: 20 | | 6,498.29 | 0.0527536400 | 342.81 |
| 62775000 - IBEX 10 B3NC FED COM 1H | TIER: 30 | | 24,952.76 | 0.0527536400 | 1,316.37 |
| 62776000 - IBEX 10 B3OB FED COM 1H | TIER: 20 | | 2,483.61 | 0.0322507100 | 80.10 |
| 62776000 - IBEX 10 B3OB FED COM 1H | TIER: 30 | | 14,157.29 | 0.0322507100 | 456.58 |
| 62906000 - GAZELLE 22 B2MD FED COM 2H | TIER: 20 | | 3,168.21 | 0.1969919400 | 624.11 |
| 62906000 - GAZELLE 22 B2MD FED COM 2H | TIER: 30 | | 14,107.57 | 0.1969919400 | 2,779.09 |
| 62915000 - CREEDENCE 21/16 W0ED ST COM 2H | TIER: 10 | | 5,875.00 | 0.0063636200 | 37.39 |
| 62915000 - CREEDENCE 21/16 W0ED ST COM 2H | TIER: 30 | | 53,081.81 | 0.0063636200 | 337.82 |
| 62916000 - CREEDENCE 21/16 W1ED ST COM 1H | TIER: 10 | | 5,875.00 | 0.0063636200 | 37.39 |
| 62916000 - CREEDENCE 21/16 W1ED ST COM 1H | TIER: 30 | | 49,618.52 | 0.0063636200 | 315.78 |
| 62958000 - GAZELLE 22 B3MD FED COM 1H | TIER: 20 | | 3,168.21 | 0.1969919400 | 624.12 |
| 62958000 - GAZELLE 22 B3MD FED COM 1H | TIER: 30 | | 17,947.66 | 0.1969919400 | 3,535.56 |
| 72185000 - CREEDENCE 21/16 W0FC ST COM 4H | TIER: 10 | | 26,098.61 | 0.0063636200 | 166.08 |
| 72185000 - CREEDENCE 21/16 W0FC ST COM 4H | TIER: 20 | | 35,903.51 | 0.0063636200 | 228.48 |
| 72185000 - CREEDENCE 21/16 W0FC ST COM 4H | TIER: 30 | | 100.51 | 0.0063636200 | 0.64 |
| 72186000 - CREEDENCE 21/16 W1FC ST COM 3H | TIER: 10 | | 26,098.72 | 0.0063636200 | 166.08 |
| 72186000 - CREEDENCE 21/16 W1FC ST COM 3H | TIER: 20 | | 44,926.89 | 0.0063636200 | 285.91 |
| 72186000 - CREEDENCE 21/16 W1FC ST COM 3H | TIER: 30 | | 100.53 | 0.0063636200 | 0.64 |
| 72310000 - IBEX 15/10 B1PA FED COM 2H | TIER: 10 | | 340,487.25 | 0.0005390200 | 183.51 |
| 72310000 - IBEX 15/10 B1PA FED COM 2H | TIER: 20 | | 189,726.73 | 0.0005390200 | 102.28 |
| TOTAL CURRENT CHARGES | | | 924,758.79 | | 15,536.50 |
| APPLIED ADVANCES | | | | | |
| 62915000 - CREEDENCE 21/16 W0ED ST COM 2H | | | | | -375.21 |
| 62916000 - CREEDENCE 21/16 W1ED ST COM 1H | | | | | -353.17 |
| 72185000 - CREEDENCE 21/16 W0FC ST COM 4H | | | | | -395.20 |
| 72186000 - CREEDENCE 21/16 W1FC ST COM 3H | | | | | -452.63 |
| APPLIED ADVANCES TOTAL | | | | | -1,576.21 |

MEWBOURNE OIL COMPANY

Page 2

TOM M RAGSDALE
400 N SAM HOUSTON PARKWAY EAST
SUITE 601
HOUSTON, TX 77060

INVOICE NO.: 202008-04448**INVOICE DATE:** 8-31-2020**OWNER:** 035904-1**BILLING FOR:** August 2020**INVOICE TOTAL****13,960.29****OUTSTANDING BALANCE****39,782.99**

PLEASE INDICATE INVOICE# 202008-04448

AND ACCOUNT# 035904-1

ON REMITTANCE

PAYMENT DUE 15 DAYS AFTER RECEIPT OF INVOICE PAYABLE IN US DOLLARS

FOR INQUIRIES, PLEASE CONTACT (903) 561-2900

MEWBOURNE OIL COMPANY

Page 3

TOM M RAGSDALE
400 N SAM HOUSTON PARKWAY EAST
SUITE 601
HOUSTON, TX 77060

INVOICE NO.: 202008-04448
INVOICE DATE: 8-31-2020
OWNER: 035904-1
BILLING FOR: August 2020

| REFERENCE/DESCRIPTION OF CHARGES | | GROSS CHARGES | WORKING INTEREST | NET CHARGE |
|--|---------------------------|------------------|---------------------|---------------|
| PROPERTY: 62390000 62390000-20 PRONGHORN 15 B3BO FED COM 1H | | | | |
| <u>Intangible Well Cost</u> | | | | |
| STIMULATION RENTALS & OTHER | NEW WAVE ENERGY SERVICE | 2,483.61 | 0.068374750 | 169.82 |
| Total Intangible Well Cost Cost | | 2,483.61 | | 169.82 |
| 62390000-20 SUBTOTAL | | 2,483.61 | 169.82 | |
| PROPERTY: 62390000 62390000-30 PRONGHORN 15 B3BO FED COM 1H | | | | |
| <u>Lease Operating Expense</u> | | | | |
| CHEMICALS-WATER TREATING | IMPERATIVE CHEMICAL PART | 212.32 | 0.068374750 | 14.52 |
| CHEMICALS-WATER TREATING | IMPERATIVE CHEMICAL PART | 167.27 | 0.068374750 | 11.44 |
| COMPANY SUPERVISION | MEWBOURNE OIL COMPANY | 306.25 | 0.068374750 | 20.94 |
| COMPANY SUPERVISION | MEWBOURNE OIL COMPANY | 306.25 | 0.068374750 | 20.94 |
| COMPRESSOR RENTAL/SERVICES | GRAVITY OILFIELD SERVICES | 30.22 | 0.068374750 | 2.07 |
| FUEL, POWER & ELECTRICAL | XCEL ENERGY | 2,866.31 | 0.068374750 | 195.99 |
| LEASE MAINTENANCE | AMERICAN MILLENNIUM COR | 25.70 | 0.068374750 | 1.76 |
| LEASE MAINTENANCE | AMERICAN MILLENNIUM COR | 27.13 | 0.068374750 | 1.85 |
| LEASE MAINTENANCE | K&S OILFIELD SUPPLIES LLC | 42.36 | 0.068374750 | 2.89 |
| LEASE MAINTENANCE | QATAR LLC | 290.65 | 0.068374750 | 19.87 |
| LEASE MAINTENANCE | TANKLOGIX LLC | 6.05 | 0.068374750 | 0.41 |
| LEASE MAINTENANCE | MEWBOURNE OIL COMPANY | 187.50 | 0.068374750 | 12.82 |
| MISCELLANEOUS EQUIPMENT RENTAL | MEWBOURNE OIL COMPANY | 227.85 | 0.068374750 | 15.58 |
| OVERHEAD-FIXED RATE | MEWBOURNE OIL COMPANY | 856.29 | 0.068374750 | 58.55 |
| PUMPING | MEWBOURNE OIL COMPANY | 900.00 | 0.068374750 | 61.54 |
| PUMPING | MEWBOURNE OIL COMPANY | 450.00 | 0.068374750 | 30.77 |
| SALT WATER DISPOSAL | OWL SWD OPERATING LLC | 5,170.60 | 0.068374750 | 353.54 |
| SALT WATER DISPOSAL | LIMESTONE BASIN PROPERTIE | 340.37 | 0.068374750 | 23.27 |
| Total Lease Operating Expense Cost | | 12,413.12 | | 848.75 |
| 62390000-30 SUBTOTAL | | 12,413.12 | 848.75 | |
| PROPERTY 62390000 TOTAL | | 14,896.73 | 1,018.57 | |
| PROPERTY: 62391000 62391000-20 PRONGHORN 15 B3CN FED COM 1H | | | | |
| <u>Intangible Well Cost</u> | | | | |
| STIMULATION RENTALS & OTHER | NEW WAVE ENERGY SERVICE | 873.01 | 0.068374750 | 59.69 |
| Total Intangible Well Cost Cost | | 873.01 | | 59.69 |
| <u>Tangible Well Cost</u> | | | | |
| TUBING (2" - 4") | MEWBOURNE OIL COMPANY | -1,046.70 | 0.068374750 | -71.57 |
| Total Tangible Well Cost Cost | | -1,046.70 | | -71.57 |
| 62391000-20 SUBTOTAL | | -173.69 | -11.88 | |
| PROPERTY: 62391000 62391000-30 PRONGHORN 15 B3CN FED COM 1H | | | | |
| <u>Lease Operating Expense</u> | | | | |
| CHEMICALS-WATER TREATING | IMPERATIVE CHEMICAL PART | 297.68 | 0.068374750 | 20.35 |

09-01-2020

281

MEWBOURNE OIL COMPANY

Page 4

TOM M RAGSDALE
400 N SAM HOUSTON PARKWAY EAST
SUITE 601
HOUSTON, TX 77060

INVOICE NO.: 202008-04448

INVOICE DATE: 8-31-2020

OWNER: 035904-1

BILLING FOR: August 2020

| REFERENCE/DESCRIPTION OF CHARGES | | GROSS CHARGES | WORKING INTEREST | NET CHARGE |
|--|---------------------------|------------------|------------------|-----------------|
| CHEMICALS-WATER TREATING | IMPERATIVE CHEMICAL PART | 130.84 | 0.068374750 | 8.95 |
| COMPRESSOR RENTAL/SERVICES | KODIAK GAS SERVICES LLC | 5,802.51 | 0.068374750 | 396.75 |
| COMPRESSOR RENTAL/SERVICES | GRAVITY OILFIELD SERVICES | 31.53 | 0.068374750 | 2.16 |
| FUEL, POWER & ELECTRICAL | XCEL ENERGY | 403.38 | 0.068374750 | 27.58 |
| LEASE MAINTENANCE | T&J VALVE | 44.24 | 0.068374750 | 3.02 |
| LEASE MAINTENANCE | K&S OILFIELD SUPPLIES LLC | 968.34 | 0.068374750 | 66.21 |
| LEASE MAINTENANCE | K&S OILFIELD SUPPLIES LLC | 42.35 | 0.068374750 | 2.90 |
| LEASE MAINTENANCE | QATAR LLC | 710.46 | 0.068374750 | 48.58 |
| LEASE MAINTENANCE | TANKLOGIX LLC | 6.32 | 0.068374750 | 0.43 |
| LEASE MAINTENANCE | MEWBOURNE OIL COMPANY | 247.50 | 0.068374750 | 16.92 |
| LEASE MAINTENANCE | MEWBOURNE OIL COMPANY | 187.50 | 0.068374750 | 12.82 |
| MISCELLANEOUS EQUIPMENT RENTAL | MEWBOURNE OIL COMPANY | 227.85 | 0.068374750 | 15.58 |
| OVERHEAD-FIXED RATE | MEWBOURNE OIL COMPANY | 856.29 | 0.068374750 | 58.55 |
| PRIME MOVER MAINTENANCE | HR COMPRESSION & SERVICE | 1,240.10 | 0.068374750 | 84.79 |
| PRIME MOVER MAINTENANCE | HR COMPRESSION & SERVICE | 707.79 | 0.068374750 | 48.39 |
| PUMPING | MEWBOURNE OIL COMPANY | 900.00 | 0.068374750 | 61.54 |
| PUMPING | MEWBOURNE OIL COMPANY | 225.00 | 0.068374750 | 15.39 |
| SALT WATER DISPOSAL | OWL SWD OPERATING LLC | 4,760.41 | 0.068374750 | 325.49 |
| SALT WATER DISPOSAL | LIMESTONE BASIN PROPERTIE | 313.33 | 0.068374750 | 21.43 |
| Total Lease Operating Expense Cost | | 18,103.42 | | 1,237.83 |
| 62391000-30 SUBTOTAL | | 18,103.42 | | 1,237.83 |
| PROPERTY 62391000 TOTAL | | 17,929.73 | | 1,225.95 |
| PROPERTY: 62392000 62392000-20 PRONGHORN 15 B3DM FED COM 1H | | | | |
| <u>Tangible Well Cost</u> | | | | |
| TUBING (2" - 4") | MEWBOURNE OIL COMPANY | -348.40 | 0.068374750 | -23.82 |
| TUBING (2" - 4") | MEWBOURNE OIL COMPANY | -337.68 | 0.068374750 | -23.09 |
| Total Tangible Well Cost Cost | | -686.08 | | -46.91 |
| 62392000-20 SUBTOTAL | | -686.08 | | -46.91 |
| PROPERTY: 62392000 62392000-30 PRONGHORN 15 B3DM FED COM 1H | | | | |
| <u>Lease Operating Expense</u> | | | | |
| CHEMICALS-WATER TREATING | IMPERATIVE CHEMICAL PART | 297.68 | 0.068374750 | 20.35 |
| CHEMICALS-WATER TREATING | IMPERATIVE CHEMICAL PART | 130.86 | 0.068374750 | 8.95 |
| COMPANY SUPERVISION | MEWBOURNE OIL COMPANY | 1,225.00 | 0.068374750 | 83.76 |
| COMPANY SUPERVISION | MEWBOURNE OIL COMPANY | 306.25 | 0.068374750 | 20.94 |
| COMPRESSOR RENTAL/SERVICES | GRAVITY OILFIELD SERVICES | 21.02 | 0.068374750 | 1.43 |
| FUEL, POWER & ELECTRICAL | XCEL ENERGY | 2,632.28 | 0.068374750 | 179.98 |
| LEASE MAINTENANCE | T&J VALVE | 44.25 | 0.068374750 | 3.03 |
| LEASE MAINTENANCE | K&S OILFIELD SUPPLIES LLC | 968.38 | 0.068374750 | 66.21 |
| LEASE MAINTENANCE | K&S OILFIELD SUPPLIES LLC | 42.36 | 0.068374750 | 2.89 |
| LEASE MAINTENANCE | QATAR LLC | 710.46 | 0.068374750 | 48.58 |

09-01-2020

282

MEWBOURNE OIL COMPANY

Page 5

TOM M RAGSDALE
400 N SAM HOUSTON PARKWAY EAST
SUITE 601
HOUSTON, TX 77060

INVOICE NO.: 202008-04448

INVOICE DATE: 8-31-2020

OWNER: 035904-1

BILLING FOR: August 2020

| REFERENCE/DESCRIPTION OF CHARGES | | GROSS CHARGES | WORKING INTEREST | NET CHARGE |
|---|---------------------------|------------------|---------------------|---------------|
| LEASE MAINTENANCE | TANKLOGIX LLC | 4.21 | 0.068374750 | 0.29 |
| LEASE MAINTENANCE | MEWBOURNE OIL COMPANY | 255.00 | 0.068374750 | 17.44 |
| LEASE MAINTENANCE | MEWBOURNE OIL COMPANY | 187.50 | 0.068374750 | 12.82 |
| MISCELLANEOUS EQUIPMENT RENTAL | MEWBOURNE OIL COMPANY | 227.85 | 0.068374750 | 15.58 |
| OVERHEAD-FIXED RATE | MEWBOURNE OIL COMPANY | 856.32 | 0.068374750 | 58.55 |
| PRIME MOVER MAINTENANCE | HR COMPRESSION & SERVICE | 1,240.10 | 0.068374750 | 84.79 |
| PRIME MOVER MAINTENANCE | HR COMPRESSION & SERVICE | 707.80 | 0.068374750 | 48.39 |
| PUMPING | MEWBOURNE OIL COMPANY | 900.00 | 0.068374750 | 61.54 |
| PUMPING | MEWBOURNE OIL COMPANY | 225.00 | 0.068374750 | 15.38 |
| SALT WATER DISPOSAL | OWL SWD OPERATING LLC | 3,210.07 | 0.068374750 | 219.49 |
| SALT WATER DISPOSAL | NGL WATER SOLUTIONS PERM | 211.92 | 0.068374750 | 14.49 |
| SALT WATER DISPOSAL | LIMESTONE BASIN PROPERTIE | 211.30 | 0.068374750 | 14.45 |
| Total Lease Operating Expense Cost | | 14,615.61 | | 999.33 |
| 62392000-30 SUBTOTAL | | 14,615.61 | 999.33 | |
| PROPERTY 62392000 TOTAL | | 13,929.53 | 952.42 | |
| PROPERTY: 62774000 62774000-20 IBEX 10 B3MD FED COM 1H | | | | |
| <u>Tangible Well Cost</u> | | | | |
| TUBING (2" - 4") | MEWBOURNE OIL COMPANY | -1,234.09 | 0.052753640 | -65.10 |
| Total Tangible Well Cost Cost | | -1,234.09 | | -65.10 |
| 62774000-20 SUBTOTAL | | -1,234.09 | -65.10 | |
| PROPERTY: 62774000 62774000-30 IBEX 10 B3MD FED COM 1H | | | | |
| <u>Lease Operating Expense</u> | | | | |
| CHEMICALS-WATER TREATING | IMPERATIVE CHEMICAL PART | 155.30 | 0.052753640 | 8.19 |
| CHEMICALS-WATER TREATING | IMPERATIVE CHEMICAL PART | 392.53 | 0.052753640 | 20.71 |
| COMPRESSOR RENTAL/SERVICES | SERVICE COMPRESSION LLC | 4,503.23 | 0.052753640 | 237.56 |
| COMPRESSOR RENTAL/SERVICES | GRAVITY OILFIELD SERVICES | 71.61 | 0.052753640 | 3.78 |
| FUEL, POWER & ELECTRICAL | XCEL ENERGY | 461.07 | 0.052753640 | 24.32 |
| LEASE MAINTENANCE | AMERICAN MILLENNIUM COR | 31.79 | 0.052753640 | 1.68 |
| LEASE MAINTENANCE | K&S OILFIELD SUPPLIES LLC | 42.35 | 0.052753640 | 2.23 |
| LEASE MAINTENANCE | INGRAM PROFESSIONAL SERV | 192.83 | 0.052753640 | 10.17 |
| LEASE MAINTENANCE | INGRAM PROFESSIONAL SERV | 248.60 | 0.052753640 | 13.11 |
| LEASE MAINTENANCE | QATAR LLC | 600.66 | 0.052753640 | 31.69 |
| LEASE MAINTENANCE | TANKLOGIX LLC | 14.34 | 0.052753640 | 0.76 |
| LEASE MAINTENANCE | MEWBOURNE OIL COMPANY | 247.50 | 0.052753640 | 13.06 |
| LEASE MAINTENANCE | MEWBOURNE OIL COMPANY | 187.50 | 0.052753640 | 9.89 |
| MISCELLANEOUS EQUIPMENT RENTAL | MEWBOURNE OIL COMPANY | 227.85 | 0.052753640 | 12.02 |
| OVERHEAD-FIXED RATE | MEWBOURNE OIL COMPANY | 881.16 | 0.052753640 | 46.48 |
| PUMPING | MEWBOURNE OIL COMPANY | 900.00 | 0.052753640 | 47.48 |
| PUMPING | MEWBOURNE OIL COMPANY | 450.00 | 0.052753640 | 23.74 |
| SALT WATER DISPOSAL | OWL SWD OPERATING LLC | 4,927.53 | 0.052753640 | 259.94 |

09-01-2020

283

MEWBOURNE OIL COMPANY

Page 6

TOM M RAGSDALE
400 N SAM HOUSTON PARKWAY EAST
SUITE 601
HOUSTON, TX 77060

INVOICE NO.: 202008-04448

INVOICE DATE: 8-31-2020

OWNER: 035904-1

BILLING FOR: August 2020

| REFERENCE/DESCRIPTION OF CHARGES | | GROSS CHARGES | WORKING INTEREST | NET CHARGE |
|---|-----------------------------|------------------|------------------|------------|
| SALT WATER DISPOSAL | LIMESTONE BASIN PROPERTIES | 324.36 | 0.052753640 | 17.11 |
| Total Lease Operating Expense Cost | | 14,860.21 | | 783.92 |
| 62774000-30 SUBTOTAL | | 14,860.21 | 783.92 | |
| PROPERTY 62774000 TOTAL | | 13,626.12 | 718.82 | |
| PROPERTY: 62775000 62775000-20 IBEX 10 B3NC FED COM 1H | | | | |
| <u>Intangible Well Cost</u> | | | | |
| STIMULATION RENTALS & OTHER | NEW WAVE ENERGY SERVICE | 873.02 | 0.052753640 | 46.05 |
| Total Intangible Well Cost Cost | | 873.02 | | 46.05 |
| <u>Tangible Well Cost</u> | | | | |
| TUBING (2" - 4") | MEWBOURNE OIL COMPANY | 3,534.87 | 0.052753640 | 186.48 |
| TUBING (2" - 4") | MEWBOURNE OIL COMPANY | 2,090.40 | 0.052753640 | 110.28 |
| Total Tangible Well Cost Cost | | 5,625.27 | | 296.76 |
| 62775000-20 SUBTOTAL | | 6,498.29 | 342.81 | |
| PROPERTY: 62775000 62775000-30 IBEX 10 B3NC FED COM 1H | | | | |
| <u>Lease Operating Expense</u> | | | | |
| CHEMICALS-WATER TREATING | IMPERATIVE CHEMICAL PART | 686.33 | 0.052753640 | 36.21 |
| CHEMICALS-WATER TREATING | IMPERATIVE CHEMICAL PART | 155.32 | 0.052753640 | 8.19 |
| CHEMICALS-WATER TREATING | IMPERATIVE CHEMICAL PART | 392.55 | 0.052753640 | 20.71 |
| COMPANY SUPERVISION | MEWBOURNE OIL COMPANY | 1,127.00 | 0.052753640 | 59.46 |
| COMPANY SUPERVISION | MEWBOURNE OIL COMPANY | 612.50 | 0.052753640 | 32.31 |
| COMPANY SUPERVISION | MEWBOURNE OIL COMPANY | 612.50 | 0.052753640 | 32.31 |
| COMPRESSOR RENTAL/SERVICES | SERVICE COMPRESSION LLC | 4,871.35 | 0.052753640 | 256.98 |
| COMPRESSOR RENTAL/SERVICES | GRAVITY OILFIELD SERVICES | 52.56 | 0.052753640 | 2.77 |
| FUEL, POWER & ELECTRICAL | XCEL ENERGY | 867.52 | 0.052753640 | 45.76 |
| LEASE MAINTENANCE | AMERICAN MILLENNIUM COR | 31.80 | 0.052753640 | 1.68 |
| LEASE MAINTENANCE | K&S OILFIELD SUPPLIES LLC | 42.35 | 0.052753640 | 2.23 |
| LEASE MAINTENANCE | INGRAM PROFESSIONAL SERV | 192.83 | 0.052753640 | 10.17 |
| LEASE MAINTENANCE | INGRAM PROFESSIONAL SERV | 248.62 | 0.052753640 | 13.12 |
| LEASE MAINTENANCE | TRINITY OILFIELD SERVICES & | 379.80 | 0.052753640 | 20.04 |
| LEASE MAINTENANCE | QATAR LLC | 368.15 | 0.052753640 | 19.42 |
| LEASE MAINTENANCE | TANKLOGIX LLC | 10.53 | 0.052753640 | 0.56 |
| LEASE MAINTENANCE | MEWBOURNE OIL COMPANY | 750.00 | 0.052753640 | 39.57 |
| LEASE MAINTENANCE | MEWBOURNE OIL COMPANY | 247.50 | 0.052753640 | 13.06 |
| LEASE MAINTENANCE | MEWBOURNE OIL COMPANY | 187.50 | 0.052753640 | 9.89 |
| MISCELLANEOUS EQUIPMENT RENTAL | MEWBOURNE OIL COMPANY | 227.85 | 0.052753640 | 12.02 |
| OVERHEAD-FIXED RATE | MEWBOURNE OIL COMPANY | 881.16 | 0.052753640 | 46.48 |
| PUMPING | MEWBOURNE OIL COMPANY | 900.00 | 0.052753640 | 47.48 |
| PUMPING | MEWBOURNE OIL COMPANY | 450.00 | 0.052753640 | 23.74 |
| SALT WATER DISPOSAL | OWL SWD OPERATING LLC | 9,606.66 | 0.052753640 | 506.79 |
| SALT WATER DISPOSAL | NGL WATER SOLUTIONS PERM | 316.50 | 0.052753640 | 16.70 |

09-01-2020

284

MEWBOURNE OIL COMPANY

Page 7

TOM M RAGSDALE
400 N SAM HOUSTON PARKWAY EAST
SUITE 601
HOUSTON, TX 77060

INVOICE NO.: 202008-04448
INVOICE DATE: 8-31-2020
OWNER: 035904-1
BILLING FOR: August 2020

| REFERENCE/DESCRIPTION OF CHARGES | | GROSS CHARGES | WORKING INTEREST | NET CHARGE |
|--|---------------------------|------------------|------------------|------------|
| SALT WATER DISPOSAL | NGL WATER SOLUTIONS PERM | 101.54 | 0.052753640 | 5.36 |
| SALT WATER DISPOSAL | LIMESTONE BASIN PROPERTIE | 632.34 | 0.052753640 | 33.36 |
| Total Lease Operating Expense Cost | | 24,952.76 | | 1,316.37 |
| 62775000-30 SUBTOTAL | | 24,952.76 | 1,316.37 | |
| PROPERTY 62775000 TOTAL | | 31,451.05 | 1,659.18 | |
| PROPERTY: 62776000 62776000-20 IBEX 10 B3OB FED COM 1H | | | | |
| <u>Intangible Well Cost</u> | | | | |
| STIMULATION RENTALS & OTHER | NEW WAVE ENERGY SERVICE | 2,483.61 | 0.032250710 | 80.10 |
| Total Intangible Well Cost Cost | | 2,483.61 | | 80.10 |
| 62776000-20 SUBTOTAL | | 2,483.61 | 80.10 | |
| PROPERTY: 62776000 62776000-30 IBEX 10 B3OB FED COM 1H | | | | |
| <u>Lease Operating Expense</u> | | | | |
| CHEMICALS-WATER TREATING | IMPERATIVE CHEMICAL PART | 212.32 | 0.032250710 | 6.85 |
| CHEMICALS-WATER TREATING | IMPERATIVE CHEMICAL PART | 167.24 | 0.032250710 | 5.39 |
| COMPANY SUPERVISION | MEWBOURNE OIL COMPANY | 306.25 | 0.032250710 | 9.88 |
| COMPANY SUPERVISION | MEWBOURNE OIL COMPANY | 306.25 | 0.032250710 | 9.88 |
| COMPRESSOR RENTAL/SERVICES | NATURAL GAS SERVICES GRO | 4,199.74 | 0.032250710 | 135.44 |
| COMPRESSOR RENTAL/SERVICES | GRAVITY OILFIELD SERVICES | 41.39 | 0.032250710 | 1.33 |
| FUEL, POWER & ELECTRICAL | XCEL ENERGY | 455.94 | 0.032250710 | 14.70 |
| LEASE MAINTENANCE | AMERICAN MILLENNIUM COR | 25.70 | 0.032250710 | 0.83 |
| LEASE MAINTENANCE | AMERICAN MILLENNIUM COR | 27.12 | 0.032250710 | 0.87 |
| LEASE MAINTENANCE | K&S OILFIELD SUPPLIES LLC | 42.36 | 0.032250710 | 1.37 |
| LEASE MAINTENANCE | QATAR LLC | 290.64 | 0.032250710 | 9.37 |
| LEASE MAINTENANCE | TANKLOGIX LLC | 8.29 | 0.032250710 | 0.27 |
| LEASE MAINTENANCE | MEWBOURNE OIL COMPANY | 187.50 | 0.032250710 | 6.05 |
| MISCELLANEOUS EQUIPMENT RENTAL | MEWBOURNE OIL COMPANY | 227.85 | 0.032250710 | 7.35 |
| OVERHEAD-FIXED RATE | MEWBOURNE OIL COMPANY | 881.16 | 0.032250710 | 28.42 |
| PUMPING | MEWBOURNE OIL COMPANY | 900.00 | 0.032250710 | 29.03 |
| PUMPING | MEWBOURNE OIL COMPANY | 450.00 | 0.032250710 | 14.51 |
| SALT WATER DISPOSAL | OWL SWD OPERATING LLC | 5,092.36 | 0.032250710 | 164.23 |
| SALT WATER DISPOSAL | LIMESTONE BASIN PROPERTIE | 335.18 | 0.032250710 | 10.81 |
| Total Lease Operating Expense Cost | | 14,157.29 | | 456.58 |
| 62776000-30 SUBTOTAL | | 14,157.29 | 456.58 | |
| PROPERTY 62776000 TOTAL | | 16,640.90 | 536.68 | |
| PROPERTY: 62906000 62906000-20 GAZELLE 22 B2MD FED COM 2H | | | | |
| <u>Intangible Well Cost</u> | | | | |
| STIMULATION RENTALS & OTHER | NEW WAVE ENERGY SERVICE | 3,168.21 | 0.196991940 | 624.11 |
| Total Intangible Well Cost Cost | | 3,168.21 | | 624.11 |

09-01-2020

285

MEWBOURNE OIL COMPANY

Page 8

TOM M RAGSDALE
400 N SAM HOUSTON PARKWAY EAST
SUITE 601
HOUSTON, TX 77060

INVOICE NO.: 202008-04448

INVOICE DATE: 8-31-2020

OWNER: 035904-1

BILLING FOR: August 2020

| REFERENCE/DESCRIPTION OF CHARGES | | GROSS CHARGES | WORKING INTEREST | NET CHARGE |
|--|---------------------------|------------------|---------------------|---------------|
| 62906000-20 SUBTOTAL | | 3,168.21 | 624.11 | |
| PROPERTY: 62906000 62906000-30 GAZELLE 22 B2MD FED COM 2H | | | | |
| <u>Lease Operating Expense</u> | | | | |
| CHEMICALS-WATER TREATING | IMPERATIVE CHEMICAL PART | 229.43 | 0.196991940 | 45.20 |
| CHEMICALS-WATER TREATING | IMPERATIVE CHEMICAL PART | 130.85 | 0.196991940 | 25.77 |
| COMPANY SUPERVISION | MEWBOURNE OIL COMPANY | 306.25 | 0.196991940 | 60.33 |
| COMPRESSOR MAINTENANCE | G&A FABRICATION LLC | 141.92 | 0.196991940 | 27.96 |
| COMPRESSOR RENTAL/SERVICES | NATURAL GAS SERVICES GRO | 3,837.06 | 0.196991940 | 755.87 |
| COMPRESSOR RENTAL/SERVICES | GRAVITY OILFIELD SERVICES | 24.31 | 0.196991940 | 4.79 |
| FUEL, POWER & ELECTRICAL | XCEL ENERGY | 563.70 | 0.196991940 | 111.04 |
| LEASE MAINTENANCE | AMERICAN MILLENNIUM COR | 13.78 | 0.196991940 | 2.72 |
| LEASE MAINTENANCE | K&S OILFIELD SUPPLIES LLC | 42.37 | 0.196991940 | 8.35 |
| LEASE MAINTENANCE | HR COMPRESSION & SERVICE | 407.04 | 0.196991940 | 80.18 |
| LEASE MAINTENANCE | TANKLOGIX LLC | 4.87 | 0.196991940 | 0.96 |
| LEASE MAINTENANCE | MEWBOURNE OIL COMPANY | 187.50 | 0.196991940 | 36.94 |
| MISCELLANEOUS EQUIPMENT RENTAL | MEWBOURNE OIL COMPANY | 227.85 | 0.196991940 | 44.89 |
| OVERHEAD-FIXED RATE | MEWBOURNE OIL COMPANY | 881.16 | 0.196991940 | 173.58 |
| PUMPING | MEWBOURNE OIL COMPANY | 900.00 | 0.196991940 | 177.29 |
| PUMPING | MEWBOURNE OIL COMPANY | 450.00 | 0.196991940 | 88.65 |
| SALT WATER DISPOSAL | OWL SWD OPERATING LLC | 5,403.79 | 0.196991940 | 1,064.50 |
| SALT WATER DISPOSAL | LIMESTONE BASIN PROPERTIE | 355.69 | 0.196991940 | 70.07 |
| Total Lease Operating Expense Cost | | 14,107.57 | | 2,779.09 |
| 62906000-30 SUBTOTAL | | 14,107.57 | 2,779.09 | |
| PROPERTY 62906000 TOTAL | | 17,275.78 | 3,403.20 | |
| PROPERTY: 62915000 62915000-10 CREEDENCE 21/16 W0ED ST COM 2H | | | | |
| <u>Intangible Well Cost</u> | | | | |
| WELL / LEASE LEGAL | ROD J MACDONALD | 5,875.00 | 0.006363620 | 37.39 |
| Total Intangible Well Cost Cost | | 5,875.00 | | 37.39 |
| 62915000-10 SUBTOTAL | | 5,875.00 | 37.39 | |
| PROPERTY: 62915000 62915000-30 CREEDENCE 21/16 W0ED ST COM 2H | | | | |
| <u>Lease Operating Expense</u> | | | | |
| COMPANY SUPERVISION | MEWBOURNE OIL COMPANY | 1,225.00 | 0.006363620 | 7.80 |
| COMPANY SUPERVISION | MEWBOURNE OIL COMPANY | 612.50 | 0.006363620 | 3.90 |
| COMPANY SUPERVISION | MEWBOURNE OIL COMPANY | 306.25 | 0.006363620 | 1.95 |
| COMPANY SUPERVISION | MEWBOURNE OIL COMPANY | 1,225.00 | 0.006363620 | 7.80 |
| COMPRESSOR RENTAL/SERVICES | D&H TRUCKING | 418.01 | 0.006363620 | 2.66 |
| COMPRESSOR RENTAL/SERVICES | D&H TRUCKING | 404.53 | 0.006363620 | 2.57 |
| CONTRACT SUPERVISION | TURNCO ENTERPRISES LLC | 555.50 | 0.006363620 | 3.54 |
| CONTRACT SUPERVISION | TURNCO ENTERPRISES LLC | 555.50 | 0.006363620 | 3.54 |
| FUEL, POWER & ELECTRICAL | XCEL ENERGY | 3,402.15 | 0.006363620 | 21.65 |

09-01-2020

286

MEWBOURNE OIL COMPANY

Page 9

TOM M RAGSDALE
400 N SAM HOUSTON PARKWAY EAST
SUITE 601
HOUSTON, TX 77060

INVOICE NO.: 202008-04448

INVOICE DATE: 8-31-2020

OWNER: 035904-1

BILLING FOR: August 2020

| REFERENCE/DESCRIPTION OF CHARGES | | GROSS CHARGES | WORKING INTEREST | NET CHARGE |
|--|-----------------------------|------------------|---------------------|----------------|
| LEASE MAINTENANCE | AMERICAN MILLENNIUM COR | 22.06 | 0.006363620 | 0.14 |
| LEASE MAINTENANCE | KEYSTONE PUMP & SUPPLY LI | 161.82 | 0.006363620 | 1.03 |
| LEASE MAINTENANCE | KEYSTONE PUMP & SUPPLY LI | 357.97 | 0.006363620 | 2.28 |
| LEASE MAINTENANCE | STANDARD OIL FIELD SUPPLY | 94.18 | 0.006363620 | 0.60 |
| LEASE MAINTENANCE | STANDARD OIL FIELD SUPPLY | 30.11 | 0.006363620 | 0.19 |
| LEASE MAINTENANCE | R360 ENVIRONMENTAL SOLUT | 29.01 | 0.006363620 | 0.18 |
| LEASE MAINTENANCE | TRINITY OILFIELD SERVICES & | 71.52 | 0.006363620 | 0.46 |
| LEASE MAINTENANCE | TRINITY OILFIELD SERVICES & | 143.04 | 0.006363620 | 0.91 |
| LEASE MAINTENANCE | TANKLOGIX LLC | 340.21 | 0.006363620 | 2.16 |
| LEASE MAINTENANCE | MEWBOURNE OIL COMPANY | 247.50 | 0.006363620 | 1.58 |
| LEASE MAINTENANCE | MEWBOURNE OIL COMPANY | 375.00 | 0.006363620 | 2.39 |
| OVERHEAD-FIXED RATE | MEWBOURNE OIL COMPANY | 881.16 | 0.006363620 | 5.61 |
| PUMPING | MEWBOURNE OIL COMPANY | 900.00 | 0.006363620 | 5.73 |
| PUMPING | MEWBOURNE OIL COMPANY | 900.00 | 0.006363620 | 5.73 |
| SALT WATER DISPOSAL | MEWBOURNE OIL COMPANY | 39,823.79 | 0.006363620 | 253.42 |
| Total Lease Operating Expense Cost | | 53,081.81 | | 337.82 |
| 62915000-30 SUBTOTAL | | 53,081.81 | 337.82 | |
| PROPERTY 62915000 TOTAL | | 58,956.81 | 375.21 | |
| 62915000PREPAYMENTS | | | | -375.21 |
| PROPERTY: 62916000 62916000-10 CREEDENCE 21/16 W1ED ST COM 1H | | | | |
| <u>Intangible Well Cost</u> | | | | |
| WELL / LEASE LEGAL | ROD J MACDONALD | 5,875.00 | 0.006363620 | 37.39 |
| Total Intangible Well Cost Cost | | 5,875.00 | | 37.39 |
| 62916000-10 SUBTOTAL | | 5,875.00 | 37.39 | |
| PROPERTY: 62916000 62916000-30 CREEDENCE 21/16 W1ED ST COM 1H | | | | |
| <u>Lease Operating Expense</u> | | | | |
| COMPANY SUPERVISION | MEWBOURNE OIL COMPANY | 1,225.00 | 0.006363620 | 7.80 |
| COMPANY SUPERVISION | MEWBOURNE OIL COMPANY | 612.50 | 0.006363620 | 3.90 |
| COMPANY SUPERVISION | MEWBOURNE OIL COMPANY | 306.25 | 0.006363620 | 1.95 |
| COMPANY SUPERVISION | MEWBOURNE OIL COMPANY | 1,225.00 | 0.006363620 | 7.80 |
| COMPRESSOR RENTAL/SERVICES | D&H TRUCKING | 418.02 | 0.006363620 | 2.66 |
| COMPRESSOR RENTAL/SERVICES | D&H TRUCKING | 404.54 | 0.006363620 | 2.57 |
| CONTRACT SUPERVISION | TURNCO ENTERPRISES LLC | 555.50 | 0.006363620 | 3.54 |
| CONTRACT SUPERVISION | TURNCO ENTERPRISES LLC | 555.50 | 0.006363620 | 3.54 |
| FUEL, POWER & ELECTRICAL | XCEL ENERGY | 3,298.24 | 0.006363620 | 20.99 |
| LEASE MAINTENANCE | AMERICAN MILLENNIUM COR | 22.07 | 0.006363620 | 0.14 |
| LEASE MAINTENANCE | KEYSTONE PUMP & SUPPLY LI | 161.84 | 0.006363620 | 1.03 |
| LEASE MAINTENANCE | KEYSTONE PUMP & SUPPLY LI | 357.98 | 0.006363620 | 2.28 |
| LEASE MAINTENANCE | STANDARD OIL FIELD SUPPLY | 94.23 | 0.006363620 | 0.60 |
| LEASE MAINTENANCE | STANDARD OIL FIELD SUPPLY | 30.13 | 0.006363620 | 0.19 |

09-01-2020

287

MEWBOURNE OIL COMPANY

Page 10

TOM M RAGSDALE
400 N SAM HOUSTON PARKWAY EAST
SUITE 601
HOUSTON, TX 77060

INVOICE NO.: 202008-04448

INVOICE DATE: 8-31-2020

OWNER: 035904-1

BILLING FOR: August 2020

| REFERENCE/DESCRIPTION OF CHARGES | | GROSS CHARGES | WORKING INTEREST | NET CHARGE |
|------------------------------------|-----------------------------|---------------|------------------|------------|
| LEASE MAINTENANCE | R360 ENVIRONMENTAL SOLUT | 29.02 | 0.006363620 | 0.18 |
| LEASE MAINTENANCE | TRINITY OILFIELD SERVICES & | 71.53 | 0.006363620 | 0.46 |
| LEASE MAINTENANCE | TRINITY OILFIELD SERVICES & | 143.05 | 0.006363620 | 0.91 |
| LEASE MAINTENANCE | TANKLOGIX LLC | 340.21 | 0.006363620 | 2.16 |
| LEASE MAINTENANCE | MEWBOURNE OIL COMPANY | 247.50 | 0.006363620 | 1.58 |
| OVERHEAD-FIXED RATE | MEWBOURNE OIL COMPANY | 881.16 | 0.006363620 | 5.61 |
| PUMPING | MEWBOURNE OIL COMPANY | 900.00 | 0.006363620 | 5.73 |
| PUMPING | MEWBOURNE OIL COMPANY | 900.00 | 0.006363620 | 5.73 |
| SALT WATER DISPOSAL | MEWBOURNE OIL COMPANY | 36,839.25 | 0.006363620 | 234.43 |
| Total Lease Operating Expense Cost | | 49,618.52 | | 315.78 |

62916000-30 SUBTOTAL

49,618.52

315.78

PROPERTY 62916000 TOTAL

55,493.52

353.17

62916000PREPAYMENTS

-353.17

PROPERTY: 62958000 62958000-20 GAZELLE 22 B3MD FED COM 1H

Intangible Well Cost

| | | | | |
|---------------------------------|-------------------------|----------|-------------|--------|
| STIMULATION RENTALS & OTHER | NEW WAVE ENERGY SERVICE | 3,168.21 | 0.196991940 | 624.12 |
| Total Intangible Well Cost Cost | | 3,168.21 | | 624.12 |

62958000-20 SUBTOTAL

3,168.21

624.12

PROPERTY: 62958000 62958000-30 GAZELLE 22 B3MD FED COM 1H

Lease Operating Expense

| | | | | |
|--------------------------------|---------------------------|----------|-------------|----------|
| CHEMICALS-WATER TREATING | IMPERATIVE CHEMICAL PART | 229.43 | 0.196991940 | 45.20 |
| CHEMICALS-WATER TREATING | IMPERATIVE CHEMICAL PART | 130.88 | 0.196991940 | 25.78 |
| COMPANY SUPERVISION | MEWBOURNE OIL COMPANY | 416.50 | 0.196991940 | 82.05 |
| COMPANY SUPERVISION | MEWBOURNE OIL COMPANY | 306.25 | 0.196991940 | 60.33 |
| COMPANY SUPERVISION | MEWBOURNE OIL COMPANY | 612.50 | 0.196991940 | 120.66 |
| COMPRESSOR MAINTENANCE | G&A FABRICATION LLC | 141.92 | 0.196991940 | 27.96 |
| COMPRESSOR RENTAL/SERVICES | KODIAK GAS SERVICES LLC | 4,747.51 | 0.196991940 | 935.22 |
| COMPRESSOR RENTAL/SERVICES | GRAVITY OILFIELD SERVICES | 32.19 | 0.196991940 | 6.34 |
| FUEL, POWER & ELECTRICAL | XCEL ENERGY | 612.20 | 0.196991940 | 120.60 |
| LEASE MAINTENANCE | AMERICAN MILLENNIUM COR | 13.79 | 0.196991940 | 2.72 |
| LEASE MAINTENANCE | K&S OILFIELD SUPPLIES LLC | 42.34 | 0.196991940 | 8.34 |
| LEASE MAINTENANCE | HR COMPRESSION & SERVICE | 407.04 | 0.196991940 | 80.18 |
| LEASE MAINTENANCE | TANKLOGIX LLC | 6.45 | 0.196991940 | 1.27 |
| LEASE MAINTENANCE | MEWBOURNE OIL COMPANY | 187.50 | 0.196991940 | 36.94 |
| MISCELLANEOUS EQUIPMENT RENTAL | MEWBOURNE OIL COMPANY | 227.85 | 0.196991940 | 44.89 |
| OVERHEAD-FIXED RATE | MEWBOURNE OIL COMPANY | 881.16 | 0.196991940 | 173.58 |
| PUMPING | MEWBOURNE OIL COMPANY | 900.00 | 0.196991940 | 177.29 |
| PUMPING | MEWBOURNE OIL COMPANY | 450.00 | 0.196991940 | 88.65 |
| SALT WATER DISPOSAL | OWL SWD OPERATING LLC | 7,132.64 | 0.196991940 | 1,405.07 |
| SALT WATER DISPOSAL | LIMESTONE BASIN PROPERTIE | 469.51 | 0.196991940 | 92.49 |

09-01-2020

288

MEWBOURNE OIL COMPANY

Page 11

TOM M RAGSDALE
400 N SAM HOUSTON PARKWAY EAST
SUITE 601
HOUSTON, TX 77060

INVOICE NO.: 202008-04448
INVOICE DATE: 8-31-2020
OWNER: 035904-1
BILLING FOR: August 2020

| REFERENCE/DESCRIPTION OF CHARGES | GROSS CHARGES | WORKING INTEREST | NET CHARGE |
|--|------------------|------------------|------------|
| Total Lease Operating Expense Cost | 17,947.66 | | 3,535.56 |
| 62958000-30 SUBTOTAL | 17,947.66 | 3,535.56 | |
| PROPERTY 62958000 TOTAL | 21,115.87 | 4,159.68 | |
| PROPERTY: 72185000 72185000-10 CREEDENCE 21/16 W0FC ST COM 4H | | | |
| <u>Intangible Well Cost</u> | | | |
| INSPECTION & REPAIR SERVICES WELLBORE INTEGRITY SOLUT | 23,362.68 | 0.006363620 | 148.67 |
| INSPECTION & REPAIR SERVICES WELLBORE INTEGRITY SOLUT | 2,735.93 | 0.006363620 | 17.41 |
| Total Intangible Well Cost Cost | 26,098.61 | | 166.08 |
| 72185000-10 SUBTOTAL | 26,098.61 | 166.08 | |
| PROPERTY: 72185000 72185000-20 CREEDENCE 21/16 W0FC ST COM 4H | | | |
| <u>Intangible Well Cost</u> | | | |
| CASING, TUBING, SNUBING SERV GARNER PUMP & SUPPLY INC | 12.20 | 0.006363620 | 0.08 |
| CASING, TUBING, SNUBING SERV GARNER PUMP & SUPPLY INC | 83.07 | 0.006363620 | 0.52 |
| CASING, TUBING, SNUBING SERV GUNS UP SERVICES | 206.04 | 0.006363620 | 1.31 |
| CASING, TUBING, SNUBING SERV GUNS UP SERVICES | 206.04 | 0.006363620 | 1.31 |
| CASING, TUBING, SNUBING SERV FLATLAND HOLDINGS LLC | 10.43 | 0.006363620 | 0.07 |
| CASING, TUBING, SNUBING SERV DIVINE WIRELINE SOLUTIONS | 1,777.89 | 0.006363620 | 11.31 |
| COMPANY SUPERVISION MEWBOURNE OIL COMPANY | 918.75 | 0.006363620 | 5.85 |
| COMPANY SUPERVISION MEWBOURNE OIL COMPANY | 1,225.00 | 0.006363620 | 7.80 |
| COMPANY SUPERVISION MEWBOURNE OIL COMPANY | 1,531.25 | 0.006363620 | 9.74 |
| LOCATION, ROADS, PITS PERMIAN ANCHORS INC | 1,099.85 | 0.006363620 | 7.00 |
| LOGGING, WIRELINE & CORING RWLS LLC DBA RENEGADE SE | 8,545.00 | 0.006363620 | 54.38 |
| TESTING TRINITY OILFIELD SERVICES & | 572.17 | 0.006363620 | 3.64 |
| WELDING & CONSTRUCTION MEWBOURNE OIL COMPANY | 337.50 | 0.006363620 | 2.15 |
| Total Intangible Well Cost Cost | 16,525.19 | | 105.16 |
| <u>Tangible Well Cost</u> | | | |
| TUBING HEAD & UPPER SECTION CAMERON INTERNATIONAL | 13,124.53 | 0.006363620 | 83.52 |
| Total Tangible Well Cost Cost | 13,124.53 | | 83.52 |
| <u>Equipment Beyond Wellhead</u> | | | |
| ELECTRICAL INSTALLATIONS INGRAM PROFESSIONAL SERV | 6,253.79 | 0.006363620 | 39.80 |
| Total Equipment Beyond Wellhead Cost | 6,253.79 | | 39.80 |
| 72185000-20 SUBTOTAL | 35,903.51 | 228.48 | |
| PROPERTY: 72185000 72185000-30 CREEDENCE 21/16 W0FC ST COM 4H | | | |
| <u>Lease Operating Expense</u> | | | |
| LEASE MAINTENANCE D&H TRUCKING | 100.51 | 0.006363620 | 0.64 |
| Total Lease Operating Expense Cost | 100.51 | | 0.64 |
| 72185000-30 SUBTOTAL | 100.51 | 0.64 | |
| PROPERTY 72185000 TOTAL | 62,102.63 | 395.20 | |

09-01-2020

289

MEWBOURNE OIL COMPANY

Page 12

TOM M RAGSDALE
400 N SAM HOUSTON PARKWAY EAST
SUITE 601
HOUSTON, TX 77060

INVOICE NO.: 202008-04448

INVOICE DATE: 8-31-2020

OWNER: 035904-1

BILLING FOR: August 2020

| REFERENCE/DESCRIPTION OF CHARGES | GROSS CHARGES | WORKING INTEREST | NET CHARGE |
|--|------------------|------------------|----------------|
| 72185000PREPAYMENTS | | | -395.20 |
| PROPERTY: 72186000 72186000-10 CREEDENCE 21/16 W1FC ST COM 3H | | | |
| <u>Intangible Well Cost</u> | | | |
| INSPECTION & REPAIR SERVICES WELLBORE INTEGRITY SOLUT | 23,362.75 | 0.006363620 | 148.67 |
| INSPECTION & REPAIR SERVICES WELLBORE INTEGRITY SOLUT | 2,735.97 | 0.006363620 | 17.41 |
| Total Intangible Well Cost Cost | 26,098.72 | | 166.08 |
| 72186000-10 SUBTOTAL | 26,098.72 | 166.08 | |
| PROPERTY: 72186000 72186000-20 CREEDENCE 21/16 W1FC ST COM 3H | | | |
| <u>Intangible Well Cost</u> | | | |
| CASING, TUBING, SNUBING SERV GARNER PUMP & SUPPLY INC | 12.20 | 0.006363620 | 0.08 |
| CASING, TUBING, SNUBING SERV GARNER PUMP & SUPPLY INC | 83.07 | 0.006363620 | 0.52 |
| CASING, TUBING, SNUBING SERV STONE OILFIELD SERVICE INC | 480.13 | 0.006363620 | 3.06 |
| CASING, TUBING, SNUBING SERV PETROSTAR SERVICES LLC | 8,890.34 | 0.006363620 | 56.57 |
| COMPANY SUPERVISION MEWBOURNE OIL COMPANY | 918.75 | 0.006363620 | 5.85 |
| COMPANY SUPERVISION MEWBOURNE OIL COMPANY | 1,225.00 | 0.006363620 | 7.80 |
| COMPANY SUPERVISION MEWBOURNE OIL COMPANY | 306.25 | 0.006363620 | 1.95 |
| COMPANY SUPERVISION MEWBOURNE OIL COMPANY | 2,082.50 | 0.006363620 | 13.25 |
| LOCATION, ROADS, PITS PERMIAN ANCHORS INC | 980.11 | 0.006363620 | 6.24 |
| LOGGING, WIRELINE & CORING RWLS LLC DBA RENEGADE SE | 6,942.81 | 0.006363620 | 44.18 |
| WELDING & CONSTRUCTION MEWBOURNE OIL COMPANY | 337.50 | 0.006363620 | 2.15 |
| Total Intangible Well Cost Cost | 22,258.66 | | 141.65 |
| <u>Tangible Well Cost</u> | | | |
| TUBING HEAD & UPPER SECTION CAMERON INTERNATIONAL | 13,124.53 | 0.006363620 | 83.52 |
| TUBING HEAD & UPPER SECTION DIVINE WIRELINE SOLUTIONS | 3,289.83 | 0.006363620 | 20.94 |
| Total Tangible Well Cost Cost | 16,414.36 | | 104.46 |
| <u>Equipment Beyond Wellhead</u> | | | |
| ELECTRICAL INSTALLATIONS INGRAM PROFESSIONAL SERV | 6,253.87 | 0.006363620 | 39.80 |
| Total Equipment Beyond Wellhead Cost | 6,253.87 | | 39.80 |
| 72186000-20 SUBTOTAL | 44,926.89 | 285.91 | |
| PROPERTY: 72186000 72186000-30 CREEDENCE 21/16 W1FC ST COM 3H | | | |
| <u>Lease Operating Expense</u> | | | |
| LEASE MAINTENANCE D&H TRUCKING | 100.53 | 0.006363620 | 0.64 |
| Total Lease Operating Expense Cost | 100.53 | | 0.64 |
| 72186000-30 SUBTOTAL | 100.53 | 0.64 | |
| PROPERTY 72186000 TOTAL | 71,126.14 | 452.63 | |
| 72186000PREPAYMENTS | | | -452.63 |
| PROPERTY: 72310000 72310000-10 IBEX 15/10 B1PA FED COM 2H | | | |
| <u>Intangible Well Cost</u> | | | |

09-01-2020

290

MEWBOURNE OIL COMPANY

Page 13

TOM M RAGSDALE
400 N SAM HOUSTON PARKWAY EAST
SUITE 601
HOUSTON, TX 77060

INVOICE NO.: 202008-04448
INVOICE DATE: 8-31-2020
OWNER: 035904-1
BILLING FOR: August 2020

| REFERENCE/DESCRIPTION OF CHARGES | | GROSS CHARGES | WORKING INTEREST | NET CHARGE |
|----------------------------------|---------------------------|---------------|------------------|------------|
| PERMITS AND SURVEYS | BUREAU OF LAND MANAGEM | 10,050.00 | 0.000539020 | 5.42 |
| Total Intangible Well Cost Cost | | 10,050.00 | | 5.42 |
| <u>Intangible Well Cost</u> | | | | |
| COMPANY SUPERVISION | MEWBOURNE OIL COMPANY | 3,600.00 | 0.000539020 | 1.94 |
| COMPANY SUPERVISION | MEWBOURNE OIL COMPANY | 600.00 | 0.000539020 | 0.32 |
| COMPANY SUPERVISION | MEWBOURNE OIL COMPANY | 600.00 | 0.000539020 | 0.32 |
| COMPANY SUPERVISION | MEWBOURNE OIL COMPANY | 387.50 | 0.000539020 | 0.21 |
| PERMITS AND SURVEYS | RRC SURVEYING LLC | 2,160.30 | 0.000539020 | 1.16 |
| Total Intangible Well Cost Cost | | 7,347.80 | | 3.95 |
| <u>Intangible Well Cost</u> | | | | |
| COMPANY SUPERVISION | MEWBOURNE OIL COMPANY | 387.50 | 0.000539020 | 0.21 |
| COMPANY SUPERVISION | MEWBOURNE OIL COMPANY | 1,150.00 | 0.000539020 | 0.62 |
| Total Intangible Well Cost Cost | | 1,537.50 | | 0.83 |
| <u>Intangible Well Cost</u> | | | | |
| COMPANY SUPERVISION | MEWBOURNE OIL COMPANY | 393.75 | 0.000539020 | 0.21 |
| Total Intangible Well Cost Cost | | 393.75 | | 0.21 |
| <u>Intangible Well Cost</u> | | | | |
| COMPANY SUPERVISION | MEWBOURNE OIL COMPANY | 625.00 | 0.000539020 | 0.34 |
| COMPANY SUPERVISION | MEWBOURNE OIL COMPANY | 1,039.50 | 0.000539020 | 0.56 |
| LOCATION, ROADS, PITS & SITE | LIMESTONE BASIN PROPERTIE | 9,121.63 | 0.000539020 | 4.92 |
| Total Intangible Well Cost Cost | | 10,786.13 | | 5.82 |
| <u>Intangible Well Cost</u> | | | | |
| COMPANY SUPERVISION | MEWBOURNE OIL COMPANY | 1,250.00 | 0.000539020 | 0.67 |
| COMPANY SUPERVISION | MEWBOURNE OIL COMPANY | 1,250.00 | 0.000539020 | 0.67 |
| COMPANY SUPERVISION | MEWBOURNE OIL COMPANY | 495.00 | 0.000539020 | 0.27 |
| COMPANY SUPERVISION | MEWBOURNE OIL COMPANY | 1,250.00 | 0.000539020 | 0.67 |
| COMPANY SUPERVISION | MEWBOURNE OIL COMPANY | 825.00 | 0.000539020 | 0.44 |
| COMPANY SUPERVISION | MEWBOURNE OIL COMPANY | 625.00 | 0.000539020 | 0.34 |
| LOCATION, ROADS, PITS & SITE | GCI INC | 18,829.57 | 0.000539020 | 10.15 |
| PERMITS AND SURVEYS | A-1 SIGN ENGRAVERS INC | 90.41 | 0.000539020 | 0.05 |
| Total Intangible Well Cost Cost | | 24,614.98 | | 13.26 |
| <u>Intangible Well Cost</u> | | | | |
| COMPANY SUPERVISION | MEWBOURNE OIL COMPANY | 650.00 | 0.000539020 | 0.35 |
| COMPANY SUPERVISION | MEWBOURNE OIL COMPANY | 650.00 | 0.000539020 | 0.35 |
| Total Intangible Well Cost Cost | | 1,300.00 | | 0.70 |
| <u>Intangible Well Cost</u> | | | | |

09-01-2020

291

MEWBOURNE OIL COMPANY

Page 14

TOM M RAGSDALE
400 N SAM HOUSTON PARKWAY EAST
SUITE 601
HOUSTON, TX 77060

INVOICE NO.: 202008-04448

INVOICE DATE: 8-31-2020

OWNER: 035904-1

BILLING FOR: August 2020

| REFERENCE/DESCRIPTION OF CHARGES | | GROSS CHARGES | WORKING INTEREST | NET CHARGE |
|--|--------------------------|-------------------|------------------|------------|
| COMPANY SUPERVISION | MEWBOURNE OIL COMPANY | 637.50 | 0.000539020 | 0.34 |
| LOCATION, ROADS, PITS & SITE | GRIGRY READY DRILL LLC | 24,497.10 | 0.000539020 | 13.20 |
| Total Intangible Well Cost Cost | | 25,134.60 | | 13.54 |
| <u>Tangible Well Cost</u> | | | | |
| CASING (6.1" - 8.0") | BASIN SUPPLY LP | 250,493.54 | 0.000539020 | 135.02 |
| Total Tangible Well Cost Cost | | 250,493.54 | | 135.02 |
| <u>Intangible Well Cost</u> | | | | |
| COMPANY SUPERVISION | MEWBOURNE OIL COMPANY | 1,225.00 | 0.000539020 | 0.66 |
| COMPANY SUPERVISION | MEWBOURNE OIL COMPANY | 1,225.00 | 0.000539020 | 0.66 |
| COMPANY SUPERVISION | MEWBOURNE OIL COMPANY | 400.00 | 0.000539020 | 0.22 |
| INSPECTION & REPAIR SERVICES | WELLBORE INTEGRITY SOLUT | 5,903.95 | 0.000539020 | 3.18 |
| PERMITS AND SURVEYS | STATE OF NEW MEXICO | 75.00 | 0.000539020 | 0.04 |
| Total Intangible Well Cost Cost | | 8,828.95 | | 4.76 |
| 72310000-10 SUBTOTAL | | 340,487.25 | 183.51 | |
| PROPERTY: 72310000 72310000-20 IBEX 15/10 B1PA FED COM 2H | | | | |
| <u>Intangible Well Cost</u> | | | | |
| COMPANY SUPERVISION | MEWBOURNE OIL COMPANY | 300.00 | 0.000539020 | 0.16 |
| COMPANY SUPERVISION | MEWBOURNE OIL COMPANY | 1,250.00 | 0.000539020 | 0.67 |
| PERMITS AND SURVEYS | RRC SURVEYING LLC | 1,394.19 | 0.000539020 | 0.75 |
| PERMITS AND SURVEYS | RRC SURVEYING LLC | 1,842.56 | 0.000539020 | 0.99 |
| ROW & EASEMENTS | STATE OF NEW MEXICO | 125.00 | 0.000539020 | 0.07 |
| ROW & EASEMENTS | STATE OF NEW MEXICO | 125.00 | 0.000539020 | 0.07 |
| ROW & EASEMENTS | BUREAU OF LAND MANAGEM | 225.50 | 0.000539020 | 0.12 |
| Total Intangible Well Cost Cost | | 5,262.25 | | 2.83 |
| <u>Intangible Well Cost</u> | | | | |
| COMPANY SUPERVISION | MEWBOURNE OIL COMPANY | 287.50 | 0.000539020 | 0.15 |
| COMPANY SUPERVISION | MEWBOURNE OIL COMPANY | 625.00 | 0.000539020 | 0.34 |
| PERMITS AND SURVEYS | RRC SURVEYING LLC | 1,585.41 | 0.000539020 | 0.85 |
| ROW & EASEMENTS | BUREAU OF LAND MANAGEM | 769.66 | 0.000539020 | 0.42 |
| Total Intangible Well Cost Cost | | 3,267.57 | | 1.76 |
| <u>Intangible Well Cost</u> | | | | |
| COMPANY SUPERVISION | MEWBOURNE OIL COMPANY | 293.75 | 0.000539020 | 0.16 |
| COMPANY SUPERVISION | MEWBOURNE OIL COMPANY | 1,250.00 | 0.000539020 | 0.67 |
| ROW & EASEMENTS | STATE OF NEW MEXICO | 125.00 | 0.000539020 | 0.07 |
| ROW & EASEMENTS | BOONE ARCHAEOLOGICAL RE | 186.22 | 0.000539020 | 0.10 |
| Total Intangible Well Cost Cost | | 1,854.97 | | 1.00 |
| <u>Intangible Well Cost</u> | | | | |

09-01-2020

292

MEWBOURNE OIL COMPANY

Page 15

TOM M RAGSDALE
400 N SAM HOUSTON PARKWAY EAST
SUITE 601
HOUSTON, TX 77060

INVOICE NO.: 202008-04448

INVOICE DATE: 8-31-2020

OWNER: 035904-1

BILLING FOR: August 2020

| REFERENCE/DESCRIPTION OF CHARGES | | GROSS CHARGES | WORKING INTEREST | NET CHARGE |
|----------------------------------|-------------------------|------------------|---------------------|---------------|
| COMPANY SUPERVISION | MEWBOURNE OIL COMPANY | 881.25 | 0.000539020 | 0.48 |
| COMPANY SUPERVISION | MEWBOURNE OIL COMPANY | 293.75 | 0.000539020 | 0.16 |
| ROW & EASEMENTS | STATE OF NEW MEXICO | 405.99 | 0.000539020 | 0.22 |
| Total Intangible Well Cost Cost | | 1,580.99 | | 0.86 |
| <u>Intangible Well Cost</u> | | | | |
| COMPANY SUPERVISION | MEWBOURNE OIL COMPANY | 600.00 | 0.000539020 | 0.32 |
| COMPANY SUPERVISION | MEWBOURNE OIL COMPANY | 300.00 | 0.000539020 | 0.16 |
| PERMITS AND SURVEYS | RRC SURVEYING LLC | 2,340.00 | 0.000539020 | 1.26 |
| PERMITS AND SURVEYS | RRC SURVEYING LLC | 591.44 | 0.000539020 | 0.32 |
| PERMITS AND SURVEYS | RRC SURVEYING LLC | 1,284.74 | 0.000539020 | 0.69 |
| Total Intangible Well Cost Cost | | 5,116.18 | | 2.75 |
| <u>Intangible Well Cost</u> | | | | |
| COMPANY SUPERVISION | MEWBOURNE OIL COMPANY | 625.00 | 0.000539020 | 0.34 |
| COMPANY SUPERVISION | MEWBOURNE OIL COMPANY | 637.50 | 0.000539020 | 0.34 |
| PERMITS AND SURVEYS | BOONE ARCHAEOLOGICAL RE | 2,489.85 | 0.000539020 | 1.34 |
| ROW & EASEMENTS | BOONE ARCHAEOLOGICAL RE | 610.99 | 0.000539020 | 0.33 |
| ROW & EASEMENTS | BUREAU OF LAND MANAGEM | 589.10 | 0.000539020 | 0.32 |
| Total Intangible Well Cost Cost | | 4,952.44 | | 2.67 |
| <u>Intangible Well Cost</u> | | | | |
| COMPANY SUPERVISION | MEWBOURNE OIL COMPANY | 312.50 | 0.000539020 | 0.17 |
| ROW & EASEMENTS | STATE OF NEW MEXICO | 8,232.66 | 0.000539020 | 4.44 |
| ROW & EASEMENTS | STATE OF NEW MEXICO | 125.00 | 0.000539020 | 0.07 |
| ROW & EASEMENTS | BOONE ARCHAEOLOGICAL RE | 900.41 | 0.000539020 | 0.49 |
| ROW & EASEMENTS | BUREAU OF LAND MANAGEM | 716.01 | 0.000539020 | 0.39 |
| ROW & EASEMENTS | MANUAL CHECK DUMMY NUM | 7,345.47 | 0.000539020 | 3.96 |
| Total Intangible Well Cost Cost | | 17,632.05 | | 9.52 |
| <u>Intangible Well Cost</u> | | | | |
| COMPANY SUPERVISION | MEWBOURNE OIL COMPANY | 625.00 | 0.000539020 | 0.34 |
| COMPANY SUPERVISION | MEWBOURNE OIL COMPANY | 1,300.00 | 0.000539020 | 0.70 |
| PERMITS AND SURVEYS | RRC SURVEYING LLC | 1,928.23 | 0.000539020 | 1.04 |
| ROW & EASEMENTS | BOONE ARCHAEOLOGICAL RE | 816.96 | 0.000539020 | 0.44 |
| Total Intangible Well Cost Cost | | 4,670.19 | | 2.52 |
| <u>Intangible Well Cost</u> | | | | |
| COMPANY SUPERVISION | MEWBOURNE OIL COMPANY | 650.00 | 0.000539020 | 0.35 |
| COMPANY SUPERVISION | MEWBOURNE OIL COMPANY | 650.00 | 0.000539020 | 0.35 |
| Total Intangible Well Cost Cost | | 1,300.00 | | 0.70 |
| <u>Intangible Well Cost</u> | | | | |

09-01-2020

293

MEWBOURNE OIL COMPANY

Page 16

TOM M RAGSDALE
400 N SAM HOUSTON PARKWAY EAST
SUITE 601
HOUSTON, TX 77060

INVOICE NO.: 202008-04448

INVOICE DATE: 8-31-2020

OWNER: 035904-1

BILLING FOR: August 2020

| REFERENCE/DESCRIPTION OF CHARGES | | GROSS CHARGES | WORKING INTEREST | NET CHARGE |
|----------------------------------|-----------------------|-------------------|---------------------|---------------|
| COMPANY SUPERVISION | MEWBOURNE OIL COMPANY | 318.75 | 0.000539020 | 0.17 |
| ROW & EASEMENTS | STATE OF NEW MEXICO | 7,212.76 | 0.000539020 | 3.89 |
| Total Intangible Well Cost Cost | | 7,531.51 | | 4.06 |
| <u>Intangible Well Cost</u> | | | | |
| COMPANY SUPERVISION | MEWBOURNE OIL COMPANY | 650.00 | 0.000539020 | 0.35 |
| COMPANY SUPERVISION | MEWBOURNE OIL COMPANY | 2,550.00 | 0.000539020 | 1.37 |
| Total Intangible Well Cost Cost | | 3,200.00 | | 1.72 |
| <u>Tangible Well Cost</u> | | | | |
| CASING (4.1" - 6.0") | BASIN SUPPLY LP | 131,277.33 | 0.000539020 | 70.76 |
| Total Tangible Well Cost Cost | | 131,277.33 | | 70.76 |
| <u>Intangible Well Cost</u> | | | | |
| COMPANY SUPERVISION | MEWBOURNE OIL COMPANY | 612.50 | 0.000539020 | 0.33 |
| COMPANY SUPERVISION | MEWBOURNE OIL COMPANY | 306.25 | 0.000539020 | 0.17 |
| COMPANY SUPERVISION | MEWBOURNE OIL COMPANY | 550.00 | 0.000539020 | 0.30 |
| COMPANY SUPERVISION | MEWBOURNE OIL COMPANY | 612.50 | 0.000539020 | 0.33 |
| Total Intangible Well Cost Cost | | 2,081.25 | | 1.13 |
| 72310000-20 SUBTOTAL | | 189,726.73 | 102.28 | |
| PROPERTY 72310000 TOTAL | | 530,213.98 | 285.79 | |

09-01-2020

294

Page 1

MEWBOURNE OIL COMPANY

MEWBOURNE OIL COMPANY
P O BOX 7698
TYLER, TX 75711-7698

TOM M RAGSDALE
400 N SAM HOUSTON PARKWAY EAST
SUITE 601
HOUSTON, TX 77060

INVOICE NO.: 202009-06150
INVOICE DATE: 9-30-2020
OWNER: 035904-1
BILLING FOR: September 2020

BALANCE FORWARD**39,782.99**

| CURRENT PERIOD ADJUSTMENT | | | | AMOUNT |
|---|----------|---------------------|-----------------|------------------|
| | | | | 0.00 |
| CURRENT CHARGES | | GROSS | INTEREST | NET |
| 62390000 - PRONGHORN 15 B3BO FED COM 1H | TIER: 30 | 13,676.44 | 0.0683747500 | 935.13 |
| 62391000 - PRONGHORN 15 B3CN FED COM 1H | TIER: 30 | 7,546.10 | 0.0683747500 | 516.00 |
| 62392000 - PRONGHORN 15 B3DM FED COM 1H | TIER: 30 | 13,275.06 | 0.0683747500 | 907.70 |
| 62774000 - IBEX 10 B3MD FED COM 1H | TIER: 20 | 9,940.93 | 0.0527536400 | 524.41 |
| 62774000 - IBEX 10 B3MD FED COM 1H | TIER: 30 | 13,908.47 | 0.0527536400 | 733.72 |
| 62775000 - IBEX 10 B3NC FED COM 1H | TIER: 30 | 14,388.36 | 0.0527536400 | 759.03 |
| 62776000 - IBEX 10 B3OB FED COM 1H | TIER: 30 | 15,334.11 | 0.0322507100 | 494.54 |
| 62906000 - GAZELLE 22 B2MD FED COM 2H | TIER: 20 | 52,455.05 | 0.1969919400 | 10,333.24 |
| 62906000 - GAZELLE 22 B2MD FED COM 2H | TIER: 30 | 15,762.53 | 0.1969919400 | 3,105.06 |
| 62915000 - CREEDENCE 21/16 W0ED ST COM 2H | TIER: 30 | 86,206.87 | 0.0063636200 | 548.60 |
| 62916000 - CREEDENCE 21/16 W1ED ST COM 1H | TIER: 30 | 82,753.45 | 0.0063636200 | 526.62 |
| 62958000 - GAZELLE 22 B3MD FED COM 1H | TIER: 20 | 52,455.08 | 0.1969919400 | 10,333.24 |
| 62958000 - GAZELLE 22 B3MD FED COM 1H | TIER: 30 | 8,006.65 | 0.1969919400 | 1,577.25 |
| 72185000 - CREEDENCE 21/16 W0FC ST COM 4H | TIER: 20 | 35,063.08 | 0.0063636200 | 223.13 |
| 72185000 - CREEDENCE 21/16 W0FC ST COM 4H | TIER: 30 | 6,026.52 | 0.0063636200 | 38.34 |
| 72186000 - CREEDENCE 21/16 W1FC ST COM 3H | TIER: 20 | 2,542.48 | 0.0063636200 | 16.17 |
| 72310000 - IBEX 15/10 B1PA FED COM 2H | TIER: 10 | 554,586.53 | 0.0005390200 | 298.92 |
| 72310000 - IBEX 15/10 B1PA FED COM 2H | TIER: 20 | 222,089.63 | 0.0005390200 | 119.71 |
| TOTAL CURRENT CHARGES | | 1,206,017.34 | | 31,990.81 |
| APPLIED ADVANCES | | | | |
| 62915000 - CREEDENCE 21/16 W0ED ST COM 2H | | | | -548.60 |
| 62916000 - CREEDENCE 21/16 W1ED ST COM 1H | | | | -526.62 |
| 72185000 - CREEDENCE 21/16 W0FC ST COM 4H | | | | -261.47 |
| 72186000 - CREEDENCE 21/16 W1FC ST COM 3H | | | | -16.17 |
| APPLIED ADVANCES TOTAL | | | | -1,352.86 |
| INVOICE TOTAL | | | | 30,637.95 |
| OUTSTANDING BALANCE | | | | 70,420.94 |

10-01-2020

295

MEWBOURNE OIL COMPANY

Page 2

TOM M RAGSDALE
400 N SAM HOUSTON PARKWAY EAST
SUITE 601
HOUSTON, TX 77060

INVOICE NO.: 202009-06150
INVOICE DATE: 9-30-2020
OWNER: 035904-1
BILLING FOR: September 2020

PLEASE INDICATE INVOICE# 202009-06150
AND ACCOUNT# 035904-1
ON REMITTANCE
PAYMENT DUE 15 DAYS AFTER RECEIPT OF INVOICE PAYABLE IN US DOLLARS

FOR INQUIRIES, PLEASE CONTACT (903) 561-2900

Netted Owner

MEWBOURNE OIL COMPANY

Page 3

TOM M RAGSDALE
400 N SAM HOUSTON PARKWAY EAST
SUITE 601
HOUSTON, TX 77060

INVOICE NO.: 202009-06150
INVOICE DATE: 9-30-2020
OWNER: 035904-1
BILLING FOR: September 2020

| REFERENCE/DESCRIPTION OF CHARGES | | GROSS CHARGES | WORKING INTEREST | NET CHARGE |
|--|---------------------------|------------------|---------------------|---------------|
| PROPERTY: 62390000 62390000-30 PRONGHORN 15 B3BO FED COM 1H | | | | |
| <u>Lease Operating Expense</u> | | | | |
| CHEMICALS-WATER TREATING | IMPERATIVE CHEMICAL PART | 190.32 | 0.068374750 | 13.01 |
| CHEMICALS-WATER TREATING | IMPERATIVE CHEMICAL PART | 60.67 | 0.068374750 | 4.15 |
| COMPRESSOR MAINTENANCE | G&A FABRICATION LLC | 152.36 | 0.068374750 | 10.42 |
| COMPRESSOR MAINTENANCE | G&A FABRICATION LLC | 152.36 | 0.068374750 | 10.42 |
| COMPRESSOR MAINTENANCE | G&A FABRICATION LLC | 304.72 | 0.068374750 | 20.83 |
| FUEL/ POWER / ELECTRICAL | XCEL ENERGY | 3,123.77 | 0.068374750 | 213.59 |
| LEASE & FACILITY MAINTENANCE | GARNER PUMP & SUPPLY INC | 217.68 | 0.068374750 | 14.89 |
| LEASE & FACILITY MAINTENANCE | TURNCO ENTERPRISES LLC | 285.00 | 0.068374750 | 19.49 |
| LEASE & FACILITY MAINTENANCE | TURNCO ENTERPRISES LLC | 142.50 | 0.068374750 | 9.74 |
| LEASE & FACILITY MAINTENANCE | TURNCO ENTERPRISES LLC | 142.50 | 0.068374750 | 9.74 |
| LEASE & FACILITY MAINTENANCE | TURNCO ENTERPRISES LLC | 14.62 | 0.068374750 | 1.00 |
| LEASE & FACILITY MAINTENANCE | TURNCO ENTERPRISES LLC | 95.00 | 0.068374750 | 6.49 |
| LEASE & FACILITY MAINTENANCE | EP&S LLC | 205.72 | 0.068374750 | 14.07 |
| LEASE & FACILITY MAINTENANCE | EP&S LLC | 16.47 | 0.068374750 | 1.13 |
| LEASE & FACILITY MAINTENANCE | MEWBOURNE OIL COMPANY | 239.25 | 0.068374750 | 16.36 |
| MISCELLANEOUS EQUIPMENT RENTAL | MEWBOURNE OIL COMPANY | 227.85 | 0.068374750 | 15.58 |
| OVERHEAD-FIXED RATE | MEWBOURNE OIL COMPANY | 856.29 | 0.068374750 | 58.55 |
| PUMPING | MEWBOURNE OIL COMPANY | 875.00 | 0.068374750 | 59.83 |
| PUMPING | MEWBOURNE OIL COMPANY | 437.50 | 0.068374750 | 29.91 |
| RENTAL SERVICES | TOTAL OPERATIONS & PRODU | 4,238.33 | 0.068374750 | 289.79 |
| SALT WATER DISPOSAL | NGL WATER SOLUTIONS PERM | 1,136.81 | 0.068374750 | 77.73 |
| SALT WATER DISPOSAL | NGL WATER SOLUTIONS PERM | 343.28 | 0.068374750 | 23.47 |
| SALT WATER DISPOSAL | LIMESTONE BASIN PROPERTIE | 218.44 | 0.068374750 | 14.94 |
| Total Lease Operating Expense Cost | | 13,676.44 | | 935.13 |

62390000-30 SUBTOTAL**13,676.44****935.13****PROPERTY 62390000 TOTAL****13,676.44****935.13****PROPERTY: 62391000 62391000-30 PRONGHORN 15 B3CN FED COM 1H**Lease Operating Expense

| | | | | |
|------------------------------|---------------------------|----------|-------------|-------|
| CHEMICALS-WATER TREATING | IMPERATIVE CHEMICAL PART | 83.26 | 0.068374750 | 5.69 |
| COMPANY SUPERVISION | MEWBOURNE OIL COMPANY | 408.00 | 0.068374750 | 27.90 |
| COMPRESSOR MAINTENANCE | G&A FABRICATION LLC | 152.36 | 0.068374750 | 10.42 |
| COMPRESSOR MAINTENANCE | G&A FABRICATION LLC | 152.36 | 0.068374750 | 10.42 |
| FUEL/ POWER / ELECTRICAL | XCEL ENERGY | 280.84 | 0.068374750 | 19.21 |
| LEASE & FACILITY MAINTENANCE | K&S OILFIELD SUPPLIES LLC | 141.76 | 0.068374750 | 9.69 |
| LEASE & FACILITY MAINTENANCE | K&S OILFIELD SUPPLIES LLC | 9.31 | 0.068374750 | 0.64 |
| LEASE & FACILITY MAINTENANCE | K&S OILFIELD SUPPLIES LLC | 140.09 | 0.068374750 | 9.58 |
| LEASE & FACILITY MAINTENANCE | VAPROX LLC | 1,089.08 | 0.068374750 | 74.46 |
| LEASE & FACILITY MAINTENANCE | TURNCO ENTERPRISES LLC | 14.61 | 0.068374750 | 1.00 |
| LEASE & FACILITY MAINTENANCE | INGRAM PROFESSIONAL SERV | 217.56 | 0.068374750 | 14.88 |

10-01-2020

297

MEWBOURNE OIL COMPANY

Page 4

TOM M RAGSDALE
400 N SAM HOUSTON PARKWAY EAST
SUITE 601
HOUSTON, TX 77060

INVOICE NO.: 202009-06150
INVOICE DATE: 9-30-2020
OWNER: 035904-1
BILLING FOR: September 2020

| REFERENCE/DESCRIPTION OF CHARGES | | GROSS CHARGES | WORKING INTEREST | NET CHARGE |
|------------------------------------|-----------------------------|------------------|---------------------|---------------|
| LEASE & FACILITY MAINTENANCE | INGRAM PROFESSIONAL SERV | 217.56 | 0.068374750 | 14.88 |
| LEASE & FACILITY MAINTENANCE | TRINITY OILFIELD SERVICES & | 120.00 | 0.068374750 | 8.21 |
| LEASE & FACILITY MAINTENANCE | EP&S LLC | 565.97 | 0.068374750 | 38.70 |
| LEASE & FACILITY MAINTENANCE | EP&S LLC | 16.47 | 0.068374750 | 1.13 |
| LEASE & FACILITY MAINTENANCE | MEWBOURNE OIL COMPANY | 246.50 | 0.068374750 | 16.85 |
| MISCELLANEOUS EQUIPMENT RENTAL | MEWBOURNE OIL COMPANY | 227.85 | 0.068374750 | 15.58 |
| OVERHEAD-FIXED RATE | MEWBOURNE OIL COMPANY | 856.29 | 0.068374750 | 58.55 |
| PUMPING | MEWBOURNE OIL COMPANY | 875.00 | 0.068374750 | 59.83 |
| PUMPING | MEWBOURNE OIL COMPANY | 218.75 | 0.068374750 | 14.96 |
| SALT WATER DISPOSAL | NGL WATER SOLUTIONS PERM | 1,043.63 | 0.068374750 | 71.36 |
| SALT WATER DISPOSAL | NGL WATER SOLUTIONS PERM | 286.06 | 0.068374750 | 19.56 |
| SALT WATER DISPOSAL | LIMESTONE BASIN PROPERTIE | 182.79 | 0.068374750 | 12.50 |
| Total Lease Operating Expense Cost | | 7,546.10 | | 516.00 |

62391000-30 SUBTOTAL

7,546.10

516.00

PROPERTY 62391000 TOTAL

7,546.10

516.00

PROPERTY: 62392000 62392000-30 PRONGHORN 15 B3DM FED COM 1H

Lease Operating Expense

| | | | | |
|------------------------------------|-----------------------------|-----------|-------------|--------|
| CHEMICALS-WATER TREATING | IMPERATIVE CHEMICAL PART | 83.28 | 0.068374750 | 5.70 |
| COMPRESSOR MAINTENANCE | G&A FABRICATION LLC | 152.36 | 0.068374750 | 10.42 |
| COMPRESSOR MAINTENANCE | G&A FABRICATION LLC | 152.36 | 0.068374750 | 10.42 |
| FUEL/ POWER / ELECTRICAL | XCEL ENERGY | 2,752.54 | 0.068374750 | 188.20 |
| LEASE & FACILITY MAINTENANCE | K&S OILFIELD SUPPLIES LLC | 141.78 | 0.068374750 | 9.70 |
| LEASE & FACILITY MAINTENANCE | K&S OILFIELD SUPPLIES LLC | 9.34 | 0.068374750 | 0.64 |
| LEASE & FACILITY MAINTENANCE | K&S OILFIELD SUPPLIES LLC | 140.12 | 0.068374750 | 9.58 |
| LEASE & FACILITY MAINTENANCE | VAPROX LLC | 1,089.09 | 0.068374750 | 74.46 |
| LEASE & FACILITY MAINTENANCE | TURNCO ENTERPRISES LLC | 14.62 | 0.068374750 | 1.00 |
| LEASE & FACILITY MAINTENANCE | INGRAM PROFESSIONAL SERV | 217.57 | 0.068374750 | 14.88 |
| LEASE & FACILITY MAINTENANCE | INGRAM PROFESSIONAL SERV | 217.57 | 0.068374750 | 14.88 |
| LEASE & FACILITY MAINTENANCE | TRINITY OILFIELD SERVICES & | 16.36 | 0.068374750 | 1.12 |
| LEASE & FACILITY MAINTENANCE | TRINITY OILFIELD SERVICES & | 120.01 | 0.068374750 | 8.21 |
| LEASE & FACILITY MAINTENANCE | EP&S LLC | 16.47 | 0.068374750 | 1.13 |
| LEASE & FACILITY MAINTENANCE | MEWBOURNE OIL COMPANY | 725.00 | 0.068374750 | 49.57 |
| MISCELLANEOUS EQUIPMENT RENTAL | MEWBOURNE OIL COMPANY | 227.85 | 0.068374750 | 15.58 |
| OVERHEAD-FIXED RATE | MEWBOURNE OIL COMPANY | 856.32 | 0.068374750 | 58.55 |
| PUMPING | MEWBOURNE OIL COMPANY | 875.00 | 0.068374750 | 59.83 |
| PUMPING | MEWBOURNE OIL COMPANY | 218.75 | 0.068374750 | 14.96 |
| RENTAL SERVICES | TOTAL OPERATIONS & PRODU | 4,238.33 | 0.068374750 | 289.79 |
| SALT WATER DISPOSAL | NGL WATER SOLUTIONS PERM | 708.18 | 0.068374750 | 48.42 |
| SALT WATER DISPOSAL | NGL WATER SOLUTIONS PERM | 185.94 | 0.068374750 | 12.71 |
| SALT WATER DISPOSAL | LIMESTONE BASIN PROPERTIE | 116.22 | 0.068374750 | 7.95 |
| Total Lease Operating Expense Cost | | 13,275.06 | | 907.70 |

10-01-2020

298

MEWBOURNE OIL COMPANY

Page 5

TOM M RAGSDALE
400 N SAM HOUSTON PARKWAY EAST
SUITE 601
HOUSTON, TX 77060

INVOICE NO.: 202009-06150
INVOICE DATE: 9-30-2020
OWNER: 035904-1
BILLING FOR: September 2020

| REFERENCE/DESCRIPTION OF CHARGES | GROSS CHARGES | WORKING INTEREST | NET CHARGE |
|---|------------------|------------------|------------|
| 62392000-30 SUBTOTAL | 13,275.06 | 907.70 | |
| PROPERTY 62392000 TOTAL | 13,275.06 | 907.70 | |
| PROPERTY: 62774000 62774000-20 IBEX 10 B3MD FED COM 1H | | | |
| <u>Intangible Well Cost</u> | | | |
| CONTRACT SERVICES & SUPERVISION SDS PETROLEUM CONSULTAN | -2,550.00 | 0.052753640 | -134.53 |
| Total Intangible Well Cost Cost | -2,550.00 | | -134.53 |
| <u>Equipment Beyond Wellhead</u> | | | |
| LINE PIPE & VALVES - GATHERING GREEN'S PIPE SERVICE INC | 12,490.93 | 0.052753640 | 658.94 |
| Total Equipment Beyond Wellhead Cost | 12,490.93 | | 658.94 |
| 62774000-20 SUBTOTAL | 9,940.93 | 524.41 | |
| PROPERTY: 62774000 62774000-30 IBEX 10 B3MD FED COM 1H | | | |
| <u>Lease Operating Expense</u> | | | |
| CHEMICALS-WATER TREATING IMPERATIVE CHEMICAL PART | 468.65 | 0.052753640 | 24.72 |
| CHEMICALS-WATER TREATING IMPERATIVE CHEMICAL PART | 237.90 | 0.052753640 | 12.55 |
| COMPANY SUPERVISION MEWBOURNE OIL COMPANY | 396.00 | 0.052753640 | 20.89 |
| COMPRESSOR MAINTENANCE G&A FABRICATION LLC | 152.36 | 0.052753640 | 8.04 |
| COMPRESSOR MAINTENANCE G&A FABRICATION LLC | 183.90 | 0.052753640 | 9.70 |
| FUEL/ POWER / ELECTRICAL XCEL ENERGY | 499.32 | 0.052753640 | 26.35 |
| LEASE & FACILITY MAINTENANCE K&S OILFIELD SUPPLIES LLC | 192.77 | 0.052753640 | 10.17 |
| LEASE & FACILITY MAINTENANCE TURNCO ENTERPRISES LLC | 424.87 | 0.052753640 | 22.41 |
| LEASE & FACILITY MAINTENANCE TURNCO ENTERPRISES LLC | 237.50 | 0.052753640 | 12.53 |
| LEASE & FACILITY MAINTENANCE TURNCO ENTERPRISES LLC | 14.61 | 0.052753640 | 0.77 |
| LEASE & FACILITY MAINTENANCE TRINITY OILFIELD SERVICES L | 171.43 | 0.052753640 | 9.04 |
| LEASE & FACILITY MAINTENANCE EP&S LLC | 565.97 | 0.052753640 | 29.86 |
| LEASE & FACILITY MAINTENANCE EP&S LLC | 16.46 | 0.052753640 | 0.87 |
| MISCELLANEOUS EQUIPMENT RENTAL MEWBOURNE OIL COMPANY | 227.85 | 0.052753640 | 12.02 |
| OVERHEAD-FIXED RATE MEWBOURNE OIL COMPANY | 881.16 | 0.052753640 | 46.48 |
| PUMPING MEWBOURNE OIL COMPANY | 875.00 | 0.052753640 | 46.16 |
| PUMPING MEWBOURNE OIL COMPANY | 437.50 | 0.052753640 | 23.08 |
| RENTAL SERVICES SERVICE COMPRESSION LLC | 4,503.23 | 0.052753640 | 237.56 |
| SALT WATER DISPOSAL NGL WATER SOLUTIONS PERM | 1,080.90 | 0.052753640 | 57.02 |
| SALT WATER DISPOSAL NGL WATER SOLUTIONS PERM | 464.85 | 0.052753640 | 24.52 |
| SALT WATER DISPOSAL LIMESTONE BASIN PROPERTIE | 294.82 | 0.052753640 | 15.56 |
| SITE RESTORATION & EXCAVATION TRINITY OILFIELD SERVICES L | 1,581.42 | 0.052753640 | 83.42 |
| Total Lease Operating Expense Cost | 13,908.47 | | 733.72 |
| 62774000-30 SUBTOTAL | 13,908.47 | 733.72 | |
| PROPERTY 62774000 TOTAL | 23,849.40 | 1,258.13 | |
| PROPERTY: 62775000 62775000-30 IBEX 10 B3NC FED COM 1H | | | |
| <u>Lease Operating Expense</u> | | | |

10-01-2020

299

MEWBOURNE OIL COMPANY

Page 6

TOM M RAGSDALE
400 N SAM HOUSTON PARKWAY EAST
SUITE 601
HOUSTON, TX 77060

INVOICE NO.: 202009-06150
INVOICE DATE: 9-30-2020
OWNER: 035904-1
BILLING FOR: September 2020

| REFERENCE/DESCRIPTION OF CHARGES | | GROSS CHARGES | WORKING INTEREST | NET CHARGE |
|------------------------------------|-----------------------------|---------------|------------------|------------|
| CHEMICALS-WATER TREATING | IMPERATIVE CHEMICAL PART | 468.66 | 0.052753640 | 24.72 |
| CHEMICALS-WATER TREATING | IMPERATIVE CHEMICAL PART | 237.91 | 0.052753640 | 12.55 |
| COMPANY SUPERVISION | MEWBOURNE OIL COMPANY | 408.00 | 0.052753640 | 21.52 |
| COMPRESSOR MAINTENANCE | G&A FABRICATION LLC | 152.36 | 0.052753640 | 8.04 |
| COMPRESSOR MAINTENANCE | G&A FABRICATION LLC | 183.90 | 0.052753640 | 9.70 |
| FUEL/ POWER / ELECTRICAL | XCEL ENERGY | 452.17 | 0.052753640 | 23.85 |
| LEASE & FACILITY MAINTENANCE | K&S OILFIELD SUPPLIES LLC | 192.81 | 0.052753640 | 10.17 |
| LEASE & FACILITY MAINTENANCE | TURNCO ENTERPRISES LLC | 424.89 | 0.052753640 | 22.41 |
| LEASE & FACILITY MAINTENANCE | TURNCO ENTERPRISES LLC | 237.50 | 0.052753640 | 12.53 |
| LEASE & FACILITY MAINTENANCE | TURNCO ENTERPRISES LLC | 14.61 | 0.052753640 | 0.77 |
| LEASE & FACILITY MAINTENANCE | TRINITY OILFIELD SERVICES & | 171.45 | 0.052753640 | 9.04 |
| LEASE & FACILITY MAINTENANCE | EP&S LLC | 16.47 | 0.052753640 | 0.87 |
| MISCELLANEOUS EQUIPMENT RENTAL | MEWBOURNE OIL COMPANY | 227.85 | 0.052753640 | 12.02 |
| OVERHEAD-FIXED RATE | MEWBOURNE OIL COMPANY | 881.16 | 0.052753640 | 46.48 |
| PUMPING | MEWBOURNE OIL COMPANY | 875.00 | 0.052753640 | 46.16 |
| PUMPING | MEWBOURNE OIL COMPANY | 437.50 | 0.052753640 | 23.08 |
| RENTAL SERVICES | SERVICE COMPRESSION LLC | 4,607.60 | 0.052753640 | 243.07 |
| SALT WATER DISPOSAL | NGL WATER SOLUTIONS PERM | 2,105.90 | 0.052753640 | 111.09 |
| SALT WATER DISPOSAL | NGL WATER SOLUTIONS PERM | 436.24 | 0.052753640 | 23.02 |
| SALT WATER DISPOSAL | LIMESTONE BASIN PROPERTIE | 274.94 | 0.052753640 | 14.51 |
| SITE RESTORATION & EXCAVATION | TRINITY OILFIELD SERVICES & | 1,581.44 | 0.052753640 | 83.43 |
| Total Lease Operating Expense Cost | | 14,388.36 | | 759.03 |
| 62775000-30 SUBTOTAL | | 14,388.36 | 759.03 | |
| PROPERTY 62775000 TOTAL | | 14,388.36 | 759.03 | |

PROPERTY: 62776000 62776000-30 IBEX 10 B3OB FED COM 1H

Lease Operating Expense

| | | | | |
|------------------------------|-----------------------------|--------|-------------|-------|
| CHEMICALS-WATER TREATING | IMPERATIVE CHEMICAL PART | 190.32 | 0.032250710 | 6.14 |
| CHEMICALS-WATER TREATING | IMPERATIVE CHEMICAL PART | 60.66 | 0.032250710 | 1.96 |
| COMPRESSOR MAINTENANCE | G&A FABRICATION LLC | 152.36 | 0.032250710 | 4.91 |
| COMPRESSOR MAINTENANCE | G&A FABRICATION LLC | 152.36 | 0.032250710 | 4.91 |
| COMPRESSOR MAINTENANCE | G&A FABRICATION LLC | 304.71 | 0.032250710 | 9.83 |
| FUEL/ POWER / ELECTRICAL | XCEL ENERGY | 392.43 | 0.032250710 | 12.66 |
| LEASE & FACILITY MAINTENANCE | GARNER PUMP & SUPPLY INC | 217.66 | 0.032250710 | 7.02 |
| LEASE & FACILITY MAINTENANCE | TURNCO ENTERPRISES LLC | 285.00 | 0.032250710 | 9.19 |
| LEASE & FACILITY MAINTENANCE | TURNCO ENTERPRISES LLC | 142.50 | 0.032250710 | 4.60 |
| LEASE & FACILITY MAINTENANCE | TURNCO ENTERPRISES LLC | 142.50 | 0.032250710 | 4.60 |
| LEASE & FACILITY MAINTENANCE | TURNCO ENTERPRISES LLC | 14.62 | 0.032250710 | 0.47 |
| LEASE & FACILITY MAINTENANCE | TURNCO ENTERPRISES LLC | 95.00 | 0.032250710 | 3.06 |
| LEASE & FACILITY MAINTENANCE | TRINITY OILFIELD SERVICES & | 160.00 | 0.032250710 | 5.16 |
| LEASE & FACILITY MAINTENANCE | EP&S LLC | 34.48 | 0.032250710 | 1.11 |
| LEASE & FACILITY MAINTENANCE | EP&S LLC | 16.47 | 0.032250710 | 0.53 |

10-01-2020

300

MEWBOURNE OIL COMPANY

Page 7

TOM M RAGSDALE
400 N SAM HOUSTON PARKWAY EAST
SUITE 601
HOUSTON, TX 77060

INVOICE NO.: 202009-06150
INVOICE DATE: 9-30-2020
OWNER: 035904-1
BILLING FOR: September 2020

| REFERENCE/DESCRIPTION OF CHARGES | | GROSS CHARGES | WORKING INTEREST | NET CHARGE |
|---|--|---------------|------------------|------------|
| LEASE & FACILITY MAINTENANCE | MEWBOURNE OIL COMPANY | 239.25 | 0.032250710 | 7.72 |
| MISCELLANEOUS EQUIPMENT RENTAL | MEWBOURNE OIL COMPANY | 227.85 | 0.032250710 | 7.35 |
| OVERHEAD-FIXED RATE | MEWBOURNE OIL COMPANY | 881.16 | 0.032250710 | 28.42 |
| PUMPING | MEWBOURNE OIL COMPANY | 875.00 | 0.032250710 | 28.22 |
| PUMPING | MEWBOURNE OIL COMPANY | 437.50 | 0.032250710 | 14.11 |
| RENTAL SERVICES | NATURAL GAS SERVICES GRO | 4,199.74 | 0.032250710 | 135.44 |
| RENTAL SERVICES | NATURAL GAS SERVICES GRO | 4,199.74 | 0.032250710 | 135.44 |
| SALT WATER DISPOSAL | NGL WATER SOLUTIONS PERM | 1,118.17 | 0.032250710 | 36.06 |
| SALT WATER DISPOSAL | NGL WATER SOLUTIONS PERM | 486.30 | 0.032250710 | 15.68 |
| SALT WATER DISPOSAL | LIMESTONE BASIN PROPERTIE | 308.33 | 0.032250710 | 9.95 |
| Total Lease Operating Expense Cost | | 15,334.11 | | 494.54 |
| 62776000-30 SUBTOTAL | | 15,334.11 | 494.54 | |
| PROPERTY 62776000 TOTAL | | 15,334.11 | 494.54 | |
| PROPERTY: 62906000 | 62906000-20 GAZELLE 22 B2MD FED COM 2H | | | |
| <u>Intangible Well Cost</u> | | | | |
| FUEL | PILOT THOMAS LOGISTICS LL | 28,986.14 | 0.196991940 | 5,710.05 |
| FUEL | PILOT THOMAS LOGISTICS LL | 23,468.91 | 0.196991940 | 4,623.19 |
| Total Intangible Well Cost Cost | | 52,455.05 | | 10,333.24 |
| 62906000-20 SUBTOTAL | | 52,455.05 | 10,333.24 | |
| PROPERTY: 62906000 62906000-30 GAZELLE 22 B2MD FED COM 2H | | | | |
| <u>Lease Operating Expense</u> | | | | |
| CHEMICALS-WATER TREATING | IMPERATIVE CHEMICAL PART | 259.76 | 0.196991940 | 51.17 |
| CHEMICALS-WATER TREATING | IMPERATIVE CHEMICAL PART | 142.72 | 0.196991940 | 28.12 |
| COMPANY SUPERVISION | MEWBOURNE OIL COMPANY | 396.00 | 0.196991940 | 78.01 |
| COMPANY SUPERVISION | MEWBOURNE OIL COMPANY | 600.00 | 0.196991940 | 118.19 |
| COMPRESSOR MAINTENANCE | G&A FABRICATION LLC | 152.36 | 0.196991940 | 30.01 |
| COMPRESSOR MAINTENANCE | G&A FABRICATION LLC | 152.36 | 0.196991940 | 30.01 |
| COMPRESSOR MAINTENANCE | G&A FABRICATION LLC | 152.36 | 0.196991940 | 30.01 |
| COMPRESSOR MAINTENANCE | G&A FABRICATION LLC | 152.36 | 0.196991940 | 30.01 |
| COMPRESSOR MAINTENANCE | G&A FABRICATION LLC | 121.27 | 0.196991940 | 23.89 |
| COMPRESSOR MAINTENANCE | G&A FABRICATION LLC | 76.19 | 0.196991940 | 15.01 |
| FUEL/ POWER / ELECTRICAL | XCEL ENERGY | 431.08 | 0.196991940 | 84.90 |
| LEASE & FACILITY MAINTENANCE | K&S OILFIELD SUPPLIES LLC | 111.18 | 0.196991940 | 21.91 |
| LEASE & FACILITY MAINTENANCE | TURNCO ENTERPRISES LLC | 422.50 | 0.196991940 | 83.23 |
| LEASE & FACILITY MAINTENANCE | TURNCO ENTERPRISES LLC | 118.75 | 0.196991940 | 23.39 |
| LEASE & FACILITY MAINTENANCE | TURNCO ENTERPRISES LLC | 14.62 | 0.196991940 | 2.88 |
| LEASE & FACILITY MAINTENANCE | TURNCO ENTERPRISES LLC | 285.00 | 0.196991940 | 56.14 |
| LEASE & FACILITY MAINTENANCE | TURNCO ENTERPRISES LLC | 47.50 | 0.196991940 | 9.36 |
| LEASE & FACILITY MAINTENANCE | TRINITY OILFIELD SERVICES & | 154.29 | 0.196991940 | 30.40 |
| LEASE & FACILITY MAINTENANCE | QATAR LLC | 40.37 | 0.196991940 | 7.95 |

10-01-2020

301

MEWBOURNE OIL COMPANY

Page 8

TOM M RAGSDALE
400 N SAM HOUSTON PARKWAY EAST
SUITE 601
HOUSTON, TX 77060

INVOICE NO.: 202009-06150
INVOICE DATE: 9-30-2020
OWNER: 035904-1
BILLING FOR: September 2020

| REFERENCE/DESCRIPTION OF CHARGES | | GROSS CHARGES | WORKING INTEREST | NET CHARGE |
|------------------------------------|---------------------------|---------------|------------------|------------|
| LEASE & FACILITY MAINTENANCE | EP&S LLC | 16.47 | 0.196991940 | 3.24 |
| LEASE & FACILITY MAINTENANCE | EP&S LLC | 27.85 | 0.196991940 | 5.49 |
| MISCELLANEOUS EQUIPMENT RENTAL | MEWBOURNE OIL COMPANY | 227.85 | 0.196991940 | 44.89 |
| OVERHEAD-FIXED RATE | MEWBOURNE OIL COMPANY | 881.16 | 0.196991940 | 173.58 |
| PUMPING | MEWBOURNE OIL COMPANY | 875.00 | 0.196991940 | 172.37 |
| PUMPING | MEWBOURNE OIL COMPANY | 437.50 | 0.196991940 | 86.19 |
| RENTAL SERVICES | NATURAL GAS SERVICES GRO | 3,837.06 | 0.196991940 | 755.87 |
| RENTAL SERVICES | NATURAL GAS SERVICES GRO | 3,837.06 | 0.196991940 | 755.87 |
| SALT WATER DISPOSAL | NGL WATER SOLUTIONS PERM | 1,174.09 | 0.196991940 | 231.29 |
| SALT WATER DISPOSAL | NGL WATER SOLUTIONS PERM | 379.03 | 0.196991940 | 74.65 |
| SALT WATER DISPOSAL | LIMESTONE BASIN PROPERTIE | 238.79 | 0.196991940 | 47.03 |
| Total Lease Operating Expense Cost | | 15,762.53 | | 3,105.06 |

62906000-30 SUBTOTAL

15,762.53

3,105.06

PROPERTY 62906000 TOTAL

68,217.58

13,438.30

PROPERTY: 62915000 62915000-30 CREEDENCE 21/16 W0ED ST COM 2H

Lease Operating Expense

| | | | | |
|------------------------|--------------------------|----------|-------------|-------|
| COMPANY SUPERVISION | MEWBOURNE OIL COMPANY | 3,162.50 | 0.006363620 | 20.12 |
| COMPANY SUPERVISION | MEWBOURNE OIL COMPANY | 600.00 | 0.006363620 | 3.82 |
| COMPANY SUPERVISION | MEWBOURNE OIL COMPANY | 600.00 | 0.006363620 | 3.82 |
| COMPANY SUPERVISION | MEWBOURNE OIL COMPANY | 600.00 | 0.006363620 | 3.82 |
| COMPRESSOR MAINTENANCE | G&A FABRICATION LLC | 220.81 | 0.006363620 | 1.41 |
| COMPRESSOR MAINTENANCE | ROLFSON OIL LLC | 1,748.90 | 0.006363620 | 11.13 |
| COMPRESSOR MAINTENANCE | ROLFSON OIL LLC | 218.54 | 0.006363620 | 1.39 |
| COMPRESSOR MAINTENANCE | BRYAN SERVICE AND SUPPLY | 4.87 | 0.006363620 | 0.03 |
| COMPRESSOR MAINTENANCE | BRYAN SERVICE AND SUPPLY | 87.08 | 0.006363620 | 0.55 |
| COMPRESSOR MAINTENANCE | AUTOMATED WELLHEAD COM | 376.16 | 0.006363620 | 2.39 |
| COMPRESSOR MAINTENANCE | AUTOMATED WELLHEAD COM | 212.46 | 0.006363620 | 1.35 |
| COMPRESSOR MAINTENANCE | AUTOMATED WELLHEAD COM | 233.12 | 0.006363620 | 1.48 |
| COMPRESSOR MAINTENANCE | AUTOMATED WELLHEAD COM | 299.33 | 0.006363620 | 1.91 |
| COMPRESSOR MAINTENANCE | AUTOMATED WELLHEAD COM | 509.61 | 0.006363620 | 3.24 |
| COMPRESSOR MAINTENANCE | AUTOMATED WELLHEAD COM | 463.04 | 0.006363620 | 2.95 |
| COMPRESSOR MAINTENANCE | AUTOMATED WELLHEAD COM | 206.63 | 0.006363620 | 1.31 |
| COMPRESSOR MAINTENANCE | AUTOMATED WELLHEAD COM | 305.69 | 0.006363620 | 1.95 |
| COMPRESSOR MAINTENANCE | AUTOMATED WELLHEAD COM | 286.09 | 0.006363620 | 1.82 |
| COMPRESSOR MAINTENANCE | AUTOMATED WELLHEAD COM | 153.64 | 0.006363620 | 0.98 |
| COMPRESSOR MAINTENANCE | AUTOMATED WELLHEAD COM | 156.83 | 0.006363620 | 1.00 |
| CONTRACT SUPERVISION | TURNCO ENTERPRISES LLC | 259.65 | 0.006363620 | 1.65 |
| CONTRACT SUPERVISION | TURNCO ENTERPRISES LLC | 204.75 | 0.006363620 | 1.30 |
| CONTRACT SUPERVISION | TURNCO ENTERPRISES LLC | 716.62 | 0.006363620 | 4.56 |
| CONTRACT SUPERVISION | TURNCO ENTERPRISES LLC | 574.25 | 0.006363620 | 3.65 |
| CONTRACT SUPERVISION | TURNCO ENTERPRISES LLC | 771.52 | 0.006363620 | 4.91 |

10-01-2020

302

MEWBOURNE OIL COMPANY

Page 9

TOM M RAGSDALE
400 N SAM HOUSTON PARKWAY EAST
SUITE 601
HOUSTON, TX 77060

INVOICE NO.: 202009-06150
INVOICE DATE: 9-30-2020
OWNER: 035904-1
BILLING FOR: September 2020

| REFERENCE/DESCRIPTION OF CHARGES | | GROSS CHARGES | WORKING INTEREST | NET CHARGE |
|------------------------------------|-----------------------------|------------------|---------------------|---------------|
| CONTRACT SUPERVISION | TURNCO ENTERPRISES LLC | 716.62 | 0.006363620 | 4.56 |
| CONTRACT SUPERVISION | TURNCO ENTERPRISES LLC | 555.50 | 0.006363620 | 3.54 |
| CONTRACT SUPERVISION | TURNCO ENTERPRISES LLC | 826.42 | 0.006363620 | 5.26 |
| CONTRACT SUPERVISION | TURNCO ENTERPRISES LLC | 716.62 | 0.006363620 | 4.56 |
| CONTRACT SUPERVISION | TURNCO ENTERPRISES LLC | 555.50 | 0.006363620 | 3.54 |
| CONTRACT SUPERVISION | TURNCO ENTERPRISES LLC | 826.42 | 0.006363620 | 5.26 |
| CONTRACT SUPERVISION | TURNCO ENTERPRISES LLC | 260.62 | 0.006363620 | 1.66 |
| CONTRACT SUPERVISION | TURNCO ENTERPRISES LLC | 260.62 | 0.006363620 | 1.66 |
| FUEL/ POWER / ELECTRICAL | XCEL ENERGY | 3,421.51 | 0.006363620 | 21.77 |
| LEASE & FACILITY MAINTENANCE | KEYSTONE PUMP & SUPPLY LI | 191.25 | 0.006363620 | 1.22 |
| LEASE & FACILITY MAINTENANCE | TURNCO ENTERPRISES LLC | 250.00 | 0.006363620 | 1.59 |
| LEASE & FACILITY MAINTENANCE | TURNCO ENTERPRISES LLC | 190.00 | 0.006363620 | 1.21 |
| LEASE & FACILITY MAINTENANCE | INGRAM PROFESSIONAL SERV | 1,550.26 | 0.006363620 | 9.87 |
| LEASE & FACILITY MAINTENANCE | D&H TRUCKING | 418.01 | 0.006363620 | 2.66 |
| LEASE & FACILITY MAINTENANCE | TRINITY OILFIELD SERVICES & | 87.41 | 0.006363620 | 0.56 |
| LEASE & FACILITY MAINTENANCE | QATAR LLC | 64.58 | 0.006363620 | 0.41 |
| LEASE & FACILITY MAINTENANCE | TANKLOGIX LLC | 319.54 | 0.006363620 | 2.03 |
| LEASE & FACILITY MAINTENANCE | MEWBOURNE OIL COMPANY | 362.50 | 0.006363620 | 2.31 |
| LEASE & FACILITY MAINTENANCE | MEWBOURNE OIL COMPANY | 181.25 | 0.006363620 | 1.15 |
| LEASE & FACILITY MAINTENANCE | MEWBOURNE OIL COMPANY | 181.25 | 0.006363620 | 1.15 |
| OVERHEAD-FIXED RATE | MEWBOURNE OIL COMPANY | 881.16 | 0.006363620 | 5.61 |
| PUMPING | MEWBOURNE OIL COMPANY | 875.00 | 0.006363620 | 5.57 |
| PUMPING | MEWBOURNE OIL COMPANY | 875.00 | 0.006363620 | 5.57 |
| SALT WATER DISPOSAL | MEWBOURNE OIL COMPANY | 58,667.74 | 0.006363620 | 373.34 |
| Total Lease Operating Expense Cost | | 86,206.87 | | 548.60 |

62915000-30 SUBTOTAL

86,206.87

548.60

PROPERTY 62915000 TOTAL

86,206.87

548.60

62915000PREPAYMENTS

-548.60

PROPERTY: 62916000 62916000-30 CREEDENCE 21/16 W1ED ST COM 1H

Lease Operating Expense

| | | | | |
|------------------------|--------------------------|----------|-------------|-------|
| COMPANY SUPERVISION | MEWBOURNE OIL COMPANY | 2,587.50 | 0.006363620 | 16.47 |
| COMPANY SUPERVISION | MEWBOURNE OIL COMPANY | 600.00 | 0.006363620 | 3.82 |
| COMPANY SUPERVISION | MEWBOURNE OIL COMPANY | 600.00 | 0.006363620 | 3.82 |
| COMPANY SUPERVISION | MEWBOURNE OIL COMPANY | 600.00 | 0.006363620 | 3.82 |
| COMPRESSOR MAINTENANCE | G&A FABRICATION LLC | 220.79 | 0.006363620 | 1.40 |
| COMPRESSOR MAINTENANCE | ROLFSON OIL LLC | 1,748.89 | 0.006363620 | 11.13 |
| COMPRESSOR MAINTENANCE | ROLFSON OIL LLC | 218.54 | 0.006363620 | 1.39 |
| COMPRESSOR MAINTENANCE | BRYAN SERVICE AND SUPPLY | 4.85 | 0.006363620 | 0.03 |
| COMPRESSOR MAINTENANCE | BRYAN SERVICE AND SUPPLY | 87.06 | 0.006363620 | 0.55 |
| COMPRESSOR MAINTENANCE | AUTOMATED WELLHEAD COM | 376.14 | 0.006363620 | 2.39 |
| COMPRESSOR MAINTENANCE | AUTOMATED WELLHEAD COM | 212.44 | 0.006363620 | 1.35 |

10-01-2020

303

MEWBOURNE OIL COMPANY

Page 10

TOM M RAGSDALE
400 N SAM HOUSTON PARKWAY EAST
SUITE 601
HOUSTON, TX 77060

INVOICE NO.: 202009-06150
INVOICE DATE: 9-30-2020
OWNER: 035904-1
BILLING FOR: September 2020

| REFERENCE/DESCRIPTION OF CHARGES | | GROSS CHARGES | WORKING INTEREST | NET CHARGE |
|------------------------------------|-----------------------------|------------------|---------------------|---------------|
| COMPRESSOR MAINTENANCE | AUTOMATED WELLHEAD COM | 233.10 | 0.006363620 | 1.48 |
| COMPRESSOR MAINTENANCE | AUTOMATED WELLHEAD COM | 299.33 | 0.006363620 | 1.91 |
| COMPRESSOR MAINTENANCE | AUTOMATED WELLHEAD COM | 509.58 | 0.006363620 | 3.24 |
| COMPRESSOR MAINTENANCE | AUTOMATED WELLHEAD COM | 463.03 | 0.006363620 | 2.95 |
| COMPRESSOR MAINTENANCE | AUTOMATED WELLHEAD COM | 206.61 | 0.006363620 | 1.31 |
| COMPRESSOR MAINTENANCE | AUTOMATED WELLHEAD COM | 305.69 | 0.006363620 | 1.95 |
| COMPRESSOR MAINTENANCE | AUTOMATED WELLHEAD COM | 286.08 | 0.006363620 | 1.82 |
| COMPRESSOR MAINTENANCE | AUTOMATED WELLHEAD COM | 153.64 | 0.006363620 | 0.98 |
| COMPRESSOR MAINTENANCE | AUTOMATED WELLHEAD COM | 156.81 | 0.006363620 | 1.00 |
| CONTRACT SUPERVISION | TURNCO ENTERPRISES LLC | 259.65 | 0.006363620 | 1.65 |
| CONTRACT SUPERVISION | TURNCO ENTERPRISES LLC | 204.75 | 0.006363620 | 1.30 |
| CONTRACT SUPERVISION | TURNCO ENTERPRISES LLC | 716.63 | 0.006363620 | 4.56 |
| CONTRACT SUPERVISION | TURNCO ENTERPRISES LLC | 574.25 | 0.006363620 | 3.65 |
| CONTRACT SUPERVISION | TURNCO ENTERPRISES LLC | 771.53 | 0.006363620 | 4.91 |
| CONTRACT SUPERVISION | TURNCO ENTERPRISES LLC | 716.63 | 0.006363620 | 4.56 |
| CONTRACT SUPERVISION | TURNCO ENTERPRISES LLC | 555.50 | 0.006363620 | 3.54 |
| CONTRACT SUPERVISION | TURNCO ENTERPRISES LLC | 826.43 | 0.006363620 | 5.26 |
| CONTRACT SUPERVISION | TURNCO ENTERPRISES LLC | 716.63 | 0.006363620 | 4.56 |
| CONTRACT SUPERVISION | TURNCO ENTERPRISES LLC | 555.50 | 0.006363620 | 3.54 |
| CONTRACT SUPERVISION | TURNCO ENTERPRISES LLC | 826.43 | 0.006363620 | 5.26 |
| CONTRACT SUPERVISION | TURNCO ENTERPRISES LLC | 260.63 | 0.006363620 | 1.66 |
| CONTRACT SUPERVISION | TURNCO ENTERPRISES LLC | 260.63 | 0.006363620 | 1.66 |
| FUEL/ POWER / ELECTRICAL | XCEL ENERGY | 3,265.70 | 0.006363620 | 20.78 |
| LEASE & FACILITY MAINTENANCE | KEYSTONE PUMP & SUPPLY LI | 191.26 | 0.006363620 | 1.22 |
| LEASE & FACILITY MAINTENANCE | TURNCO ENTERPRISES LLC | 250.00 | 0.006363620 | 1.59 |
| LEASE & FACILITY MAINTENANCE | TURNCO ENTERPRISES LLC | 190.00 | 0.006363620 | 1.21 |
| LEASE & FACILITY MAINTENANCE | INGRAM PROFESSIONAL SERV | 1,550.17 | 0.006363620 | 9.86 |
| LEASE & FACILITY MAINTENANCE | D&H TRUCKING | 418.02 | 0.006363620 | 2.66 |
| LEASE & FACILITY MAINTENANCE | TRINITY OILFIELD SERVICES & | 87.42 | 0.006363620 | 0.56 |
| LEASE & FACILITY MAINTENANCE | QATAR LLC | 64.59 | 0.006363620 | 0.41 |
| LEASE & FACILITY MAINTENANCE | TANKLOGIX LLC | 319.53 | 0.006363620 | 2.03 |
| LEASE & FACILITY MAINTENANCE | MEWBOURNE OIL COMPANY | 362.50 | 0.006363620 | 2.31 |
| LEASE & FACILITY MAINTENANCE | MEWBOURNE OIL COMPANY | 181.25 | 0.006363620 | 1.15 |
| OVERHEAD-FIXED RATE | MEWBOURNE OIL COMPANY | 881.16 | 0.006363620 | 5.61 |
| PUMPING | MEWBOURNE OIL COMPANY | 875.00 | 0.006363620 | 5.57 |
| PUMPING | MEWBOURNE OIL COMPANY | 875.00 | 0.006363620 | 5.57 |
| SALT WATER DISPOSAL | MEWBOURNE OIL COMPANY | 56,126.58 | 0.006363620 | 357.17 |
| Total Lease Operating Expense Cost | | 82,753.45 | | 526.62 |
| 62916000-30 SUBTOTAL | | 82,753.45 | 526.62 | |
| PROPERTY 62916000 TOTAL | | 82,753.45 | 526.62 | |
| 62916000PREPAYMENTS | | | | -526.62 |

10-01-2020

304

MEWBOURNE OIL COMPANY

Page 11

TOM M RAGSDALE
400 N SAM HOUSTON PARKWAY EAST
SUITE 601
HOUSTON, TX 77060

INVOICE NO.: 202009-06150
INVOICE DATE: 9-30-2020
OWNER: 035904-1
BILLING FOR: September 2020

| REFERENCE/DESCRIPTION OF CHARGES | | GROSS CHARGES | WORKING INTEREST | NET CHARGE |
|--|-----------------------------|------------------|------------------|------------|
| PROPERTY: 62958000 62958000-20 GAZELLE 22 B3MD FED COM 1H | | | | |
| <u>Intangible Well Cost</u> | | | | |
| FUEL | PILOT THOMAS LOGISTICS LL | 28,986.16 | 0.196991940 | 5,710.05 |
| FUEL | PILOT THOMAS LOGISTICS LL | 23,468.92 | 0.196991940 | 4,623.19 |
| Total Intangible Well Cost Cost | | 52,455.08 | | 10,333.24 |
| 62958000-20 SUBTOTAL | | 52,455.08 | 10,333.24 | |
| PROPERTY: 62958000 62958000-30 GAZELLE 22 B3MD FED COM 1H | | | | |
| <u>Lease Operating Expense</u> | | | | |
| CHEMICALS-WATER TREATING | IMPERATIVE CHEMICAL PART | 259.80 | 0.196991940 | 51.17 |
| CHEMICALS-WATER TREATING | IMPERATIVE CHEMICAL PART | 142.76 | 0.196991940 | 28.13 |
| COMPANY SUPERVISION | MEWBOURNE OIL COMPANY | 396.00 | 0.196991940 | 78.01 |
| COMPRESSOR MAINTENANCE | G&A FABRICATION LLC | 152.36 | 0.196991940 | 30.01 |
| COMPRESSOR MAINTENANCE | G&A FABRICATION LLC | 152.36 | 0.196991940 | 30.01 |
| COMPRESSOR MAINTENANCE | G&A FABRICATION LLC | 152.36 | 0.196991940 | 30.01 |
| COMPRESSOR MAINTENANCE | G&A FABRICATION LLC | 152.36 | 0.196991940 | 30.01 |
| COMPRESSOR MAINTENANCE | G&A FABRICATION LLC | 121.27 | 0.196991940 | 23.89 |
| COMPRESSOR MAINTENANCE | G&A FABRICATION LLC | 76.19 | 0.196991940 | 15.01 |
| FUEL/ POWER / ELECTRICAL | XCEL ENERGY | 496.72 | 0.196991940 | 97.85 |
| LEASE & FACILITY MAINTENANCE | K&S OILFIELD SUPPLIES LLC | 111.20 | 0.196991940 | 21.91 |
| LEASE & FACILITY MAINTENANCE | TURNCO ENTERPRISES LLC | 422.50 | 0.196991940 | 83.23 |
| LEASE & FACILITY MAINTENANCE | TURNCO ENTERPRISES LLC | 118.75 | 0.196991940 | 23.39 |
| LEASE & FACILITY MAINTENANCE | TURNCO ENTERPRISES LLC | 14.61 | 0.196991940 | 2.88 |
| LEASE & FACILITY MAINTENANCE | TURNCO ENTERPRISES LLC | 285.00 | 0.196991940 | 56.14 |
| LEASE & FACILITY MAINTENANCE | TURNCO ENTERPRISES LLC | 47.50 | 0.196991940 | 9.36 |
| LEASE & FACILITY MAINTENANCE | TRINITY OILFIELD SERVICES L | 154.30 | 0.196991940 | 30.40 |
| LEASE & FACILITY MAINTENANCE | QATAR LLC | 40.37 | 0.196991940 | 7.95 |
| LEASE & FACILITY MAINTENANCE | EP&S LLC | 16.46 | 0.196991940 | 3.24 |
| LEASE & FACILITY MAINTENANCE | EP&S LLC | 27.86 | 0.196991940 | 5.49 |
| MISCELLANEOUS EQUIPMENT RENTAL | MEWBOURNE OIL COMPANY | 227.85 | 0.196991940 | 44.89 |
| OVERHEAD-FIXED RATE | MEWBOURNE OIL COMPANY | 881.16 | 0.196991940 | 173.58 |
| PUMPING | MEWBOURNE OIL COMPANY | 875.00 | 0.196991940 | 172.37 |
| PUMPING | MEWBOURNE OIL COMPANY | 437.50 | 0.196991940 | 86.19 |
| SALT WATER DISPOSAL | NGL WATER SOLUTIONS PERM | 1,565.45 | 0.196991940 | 308.38 |
| SALT WATER DISPOSAL | NGL WATER SOLUTIONS PERM | 414.80 | 0.196991940 | 81.71 |
| SALT WATER DISPOSAL | LIMESTONE BASIN PROPERTIE | 264.16 | 0.196991940 | 52.04 |
| Total Lease Operating Expense Cost | | 8,006.65 | | 1,577.25 |
| 62958000-30 SUBTOTAL | | 8,006.65 | 1,577.25 | |
| PROPERTY 62958000 TOTAL | | 60,461.73 | 11,910.49 | |
| PROPERTY: 72185000 72185000-20 CREEDENCE 21/16 W0FC ST COM 4H | | | | |
| <u>Intangible Well Cost</u> | | | | |

10-01-2020

305

MEWBOURNE OIL COMPANY

Page 12

TOM M RAGSDALE
400 N SAM HOUSTON PARKWAY EAST
SUITE 601
HOUSTON, TX 77060

INVOICE NO.: 202009-06150
INVOICE DATE: 9-30-2020
OWNER: 035904-1
BILLING FOR: September 2020

| REFERENCE/DESCRIPTION OF CHARGES | | GROSS CHARGES | WORKING INTEREST | NET CHARGE |
|--|-----------------------------|------------------|------------------|----------------|
| COMPANY SUPERVISION | MEWBOURNE OIL COMPANY | 1,200.00 | 0.006363620 | 7.64 |
| COMPANY SUPERVISION | MEWBOURNE OIL COMPANY | 1,225.00 | 0.006363620 | 7.80 |
| COMPANY SUPERVISION | MEWBOURNE OIL COMPANY | 5,400.00 | 0.006363620 | 34.36 |
| CONTRACT SERVICES & SUPERVISION | SDS PETROLEUM CONSULTAN | 1,801.29 | 0.006363620 | 11.46 |
| EQUIPMENT RENTAL | LESLIE CRAIG | 1,571.62 | 0.006363620 | 10.00 |
| EQUIPMENT RENTAL | TRINITY OILFIELD SERVICES & | 2,490.02 | 0.006363620 | 15.85 |
| LOCATION / RESTORATION | SUNDANCE SERVICES WEST IN | 1,110.68 | 0.006363620 | 7.07 |
| LOCATION / ROAD / SITE / PREPARATION | TRINITY OILFIELD SERVICES & | 1,525.80 | 0.006363620 | 9.71 |
| LOGGING & WIRELINE SERVICES | RWLS LLC DBA RENEGADE SE | 3,738.44 | 0.006363620 | 23.79 |
| REGULATORY PERMITS & SURVEYS | RRC SURVEYING LLC | 370.86 | 0.006363620 | 2.36 |
| WATER AND OTHER | SARGE TRUCKING SERVICES, I | 10,522.37 | 0.006363620 | 66.96 |
| WATER AND OTHER | SARGE TRUCKING SERVICES, I | 1,426.31 | 0.006363620 | 9.07 |
| WATER AND OTHER | SARGE TRUCKING SERVICES, I | 820.80 | 0.006363620 | 5.22 |
| Total Intangible Well Cost Cost | | 33,203.19 | | 211.29 |
| <u>Tangible Well Cost</u> | | | | |
| TUBING HEAD & UPPER SECTION | GARNER PUMP & SUPPLY INC | 309.63 | 0.006363620 | 1.97 |
| Total Tangible Well Cost Cost | | 309.63 | | 1.97 |
| <u>Equipment Beyond Wellhead</u> | | | | |
| ELECTRICAL INSTALLATIONS | INGRAM PROFESSIONAL SERV | 1,550.26 | 0.006363620 | 9.87 |
| Total Equipment Beyond Wellhead Cost | | 1,550.26 | | 9.87 |
| 72185000-20 SUBTOTAL | | 35,063.08 | 223.13 | |
| PROPERTY: 72185000 72185000-30 CREEDENCE 21/16 W0FC ST COM 4H | | | | |
| <u>Lease Operating Expense</u> | | | | |
| SALT WATER DISPOSAL | DELAWARE ENERGY LLC | 572.17 | 0.006363620 | 3.64 |
| SALT WATER DISPOSAL | DELAWARE ENERGY LLC | 206.62 | 0.006363620 | 1.31 |
| SALT WATER DISPOSAL | SARGE TRUCKING SERVICES, I | 5,247.73 | 0.006363620 | 33.39 |
| Total Lease Operating Expense Cost | | 6,026.52 | | 38.34 |
| 72185000-30 SUBTOTAL | | 6,026.52 | 38.34 | |
| PROPERTY 72185000 TOTAL | | 41,089.60 | 261.47 | |
| 72185000PREPAYMENTS | | | | -261.47 |
| PROPERTY: 72186000 72186000-20 CREEDENCE 21/16 W1FC ST COM 3H | | | | |
| <u>Intangible Well Cost</u> | | | | |
| EQUIPMENT RENTAL | TRINITY OILFIELD SERVICES & | 621.48 | 0.006363620 | 3.95 |
| REGULATORY PERMITS & SURVEYS | RRC SURVEYING LLC | 370.85 | 0.006363620 | 2.36 |
| Total Intangible Well Cost Cost | | 992.33 | | 6.31 |
| <u>Equipment Beyond Wellhead</u> | | | | |
| ELECTRICAL INSTALLATIONS | INGRAM PROFESSIONAL SERV | 1,550.15 | 0.006363620 | 9.86 |
| Total Equipment Beyond Wellhead Cost | | 1,550.15 | | 9.86 |
| 72186000-20 SUBTOTAL | | 2,542.48 | 16.17 | |

10-01-2020

306

MEWBOURNE OIL COMPANY

Page 13

TOM M RAGSDALE
400 N SAM HOUSTON PARKWAY EAST
SUITE 601
HOUSTON, TX 77060

INVOICE NO.: 202009-06150
INVOICE DATE: 9-30-2020
OWNER: 035904-1
BILLING FOR: September 2020

| REFERENCE/DESCRIPTION OF CHARGES | GROSS CHARGES | WORKING INTEREST | NET CHARGE | |
|---|----------------------------|------------------|-------------|-------|
| PROPERTY 72186000 TOTAL | 2,542.48 | 16.17 | | |
| 72186000PREPAYMENTS | | | -16.17 | |
| PROPERTY: 72310000 72310000-10 IBEX 15/10 B1PA FED COM 2H | | | | |
| Intangible Well Cost | | | | |
| BITS | BAKER HUGHES OILFIELD | 21,577.73 | 0.000539020 | 11.63 |
| BITS | BAKER HUGHES OILFIELD | 43,155.46 | 0.000539020 | 23.26 |
| BITS | ULTERRA DRILLING | 2,217.61 | 0.000539020 | 1.19 |
| BITS | ULTERRA DRILLING | 8,958.01 | 0.000539020 | 4.83 |
| BITS | ULTERRA DRILLING | 8,294.41 | 0.000539020 | 4.48 |
| BITS | ULTERRA DRILLING | 8,294.41 | 0.000539020 | 4.48 |
| CASING / TUBING / SNUBBING SERVICES | BUTCH'S RAT HOLE & ANCHOR | 1,978.13 | 0.000539020 | 1.07 |
| CASING / TUBING / SNUBBING SERVICES | BUTCH'S RAT HOLE & ANCHOR | 3,932.51 | 0.000539020 | 2.12 |
| CASING / TUBING / SNUBBING SERVICES | BUTCH'S RAT HOLE & ANCHOR | 5,950.20 | 0.000539020 | 3.21 |
| CEMENTING | WEATHERFORD US LP | 1,565.76 | 0.000539020 | 0.84 |
| CEMENTING | WEATHERFORD US LP | 2,765.62 | 0.000539020 | 1.49 |
| CEMENTING | WEATHERFORD US LP | 2,154.69 | 0.000539020 | 1.16 |
| CEMENTING | UNIVERSAL PRESSURE PUMP | 16,258.85 | 0.000539020 | 8.76 |
| CEMENTING | UNIVERSAL PRESSURE PUMP | 19,236.89 | 0.000539020 | 10.37 |
| CEMENTING | UNIVERSAL PRESSURE PUMP | 14,560.97 | 0.000539020 | 7.85 |
| COMPANY SUPERVISION | MEWBOURNE OIL COMPANY | 1,800.00 | 0.000539020 | 0.97 |
| COMPANY SUPERVISION | MEWBOURNE OIL COMPANY | 3,600.00 | 0.000539020 | 1.94 |
| COMPANY SUPERVISION | MEWBOURNE OIL COMPANY | 3,450.00 | 0.000539020 | 1.86 |
| COMPANY SUPERVISION | MEWBOURNE OIL COMPANY | 1,200.00 | 0.000539020 | 0.65 |
| COMPANY SUPERVISION | MEWBOURNE OIL COMPANY | 3,600.00 | 0.000539020 | 1.94 |
| COMPANY SUPERVISION | MEWBOURNE OIL COMPANY | 1,200.00 | 0.000539020 | 0.65 |
| COMPANY SUPERVISION | MEWBOURNE OIL COMPANY | 400.00 | 0.000539020 | 0.22 |
| DAYWORK / TURNKEY / FOOTAGE DRILLING | PATTERSON UTI DRILLING CO | 32,895.34 | 0.000539020 | 17.73 |
| EQUIPMENT RENTAL | MAN WELDING SERVICE | 510.62 | 0.000539020 | 0.28 |
| EQUIPMENT RENTAL | MAN WELDING SERVICE | 1,787.17 | 0.000539020 | 0.96 |
| EQUIPMENT RENTAL | MAN WELDING SERVICE | 2,110.00 | 0.000539020 | 1.14 |
| EQUIPMENT RENTAL | WEATHERFORD US LP | 3,508.79 | 0.000539020 | 1.89 |
| EQUIPMENT RENTAL | WEATHERFORD US LP | 18,227.25 | 0.000539020 | 9.82 |
| EQUIPMENT RENTAL | BLAIR TOOL LLC | 8,044.05 | 0.000539020 | 4.34 |
| EQUIPMENT RENTAL | LA ENTERPRISE SERVICES INC | 210.26 | 0.000539020 | 0.11 |
| EQUIPMENT RENTAL | LA ENTERPRISE SERVICES INC | 105.13 | 0.000539020 | 0.06 |
| EQUIPMENT RENTAL | INVICTUS TOOLS LLC | 1,345.00 | 0.000539020 | 0.72 |
| EQUIPMENT RENTAL | PATTERSON UTI DRILLING CO | 527.50 | 0.000539020 | 0.28 |
| FUEL | FRONK OIL COMPANY INC | 10,564.15 | 0.000539020 | 5.69 |
| FUEL | FRONK OIL COMPANY INC | 10,474.05 | 0.000539020 | 5.65 |
| FUEL | FRONK OIL COMPANY INC | 2,735.60 | 0.000539020 | 1.47 |
| INSPECTION & REPAIR SERVICES | NOV TUBOSCOPE | 3,422.19 | 0.000539020 | 1.84 |

10-01-2020

307

MEWBOURNE OIL COMPANY

Page 14

TOM M RAGSDALE
400 N SAM HOUSTON PARKWAY EAST
SUITE 601
HOUSTON, TX 77060

INVOICE NO.: 202009-06150
INVOICE DATE: 9-30-2020
OWNER: 035904-1
BILLING FOR: September 2020

| REFERENCE/DESCRIPTION OF CHARGES | | GROSS CHARGES | WORKING INTEREST | NET CHARGE |
|--|-----------------------------|---------------|------------------|------------|
| INSPECTION & REPAIR SERVICES | CHARLIE'S FIELD SERVICE INC | 1,279.45 | 0.000539020 | 0.69 |
| INSPECTION & REPAIR SERVICES | CHARLIE'S FIELD SERVICE INC | 1,725.95 | 0.000539020 | 0.93 |
| INSPECTION & REPAIR SERVICES | CHARLIE'S FIELD SERVICE INC | 2,744.32 | 0.000539020 | 1.48 |
| INTANGIBLE SUPPLIES | NATIONAL OILWELL VARCO I | 693.83 | 0.000539020 | 0.37 |
| INTANGIBLE SUPPLIES | NATIONAL OILWELL VARCO I | 3,469.13 | 0.000539020 | 1.87 |
| INTANGIBLE SUPPLIES | NATIONAL OILWELL VARCO I | 4,162.95 | 0.000539020 | 2.24 |
| INTANGIBLE SUPPLIES | DNOW LP | 1,537.98 | 0.000539020 | 0.83 |
| LOCATION / RESTORATION | DUKE OILFIELD SERVICES LLC | 1,392.60 | 0.000539020 | 0.75 |
| LOCATION / RESTORATION | AGAVE TRANSPORTATION SEI | 2,650.14 | 0.000539020 | 1.43 |
| LOCATION / RESTORATION | AGAVE TRANSPORTATION SEI | 1,103.35 | 0.000539020 | 0.59 |
| LOCATION / RESTORATION | AGAVE TRANSPORTATION SEI | 9,755.90 | 0.000539020 | 5.26 |
| LOCATION / RESTORATION | AGAVE TRANSPORTATION SEI | 3,048.72 | 0.000539020 | 1.64 |
| LOCATION / RESTORATION | MILESTONE ENVIRONMENTAL | 4,830.00 | 0.000539020 | 2.60 |
| LOCATION / RESTORATION | MILESTONE ENVIRONMENTAL | 12,775.00 | 0.000539020 | 6.89 |
| LOCATION / RESTORATION | MILESTONE ENVIRONMENTAL | 5,030.00 | 0.000539020 | 2.71 |
| LOCATION / RESTORATION | NORTHERN DELAWARE BASIN | 35,227.97 | 0.000539020 | 18.99 |
| MUD / CHEMICAL / ADDITIVES | FRONK OIL COMPANY INC | 7,274.26 | 0.000539020 | 3.92 |
| MUD LOGGING | DATALOG GEOLOGICAL SERV | 15,250.00 | 0.000539020 | 8.22 |
| OVERHEAD FIXED RATE | MEWBOURNE OIL COMPANY | 568.49 | 0.000539020 | 0.31 |
| RIG MOBILIZATION / DEMOBILIZATION | WILBANKS TRUCKING SERVIC | 55,469.17 | 0.000539020 | 29.90 |
| RIG MOBILIZATION / DEMOBILIZATION | SYNERGY CLEANING SolutiC | 2,677.50 | 0.000539020 | 1.44 |
| RIG MOBILIZATION / DEMOBILIZATION | PATTERSON UTI DRILLING CO | 7,706.45 | 0.000539020 | 4.15 |
| TESTING & FLOWBACK SERVICES | B O P RAM-BLOCK & IRON RE | 5,636.98 | 0.000539020 | 3.04 |
| TRANSPORTATION | HUGHES OILFIELD TRANSPOR | 400.43 | 0.000539020 | 0.22 |
| TRANSPORTATION | HUGHES OILFIELD TRANSPOR | 583.29 | 0.000539020 | 0.31 |
| TRANSPORTATION | HUGHES OILFIELD TRANSPOR | 363.13 | 0.000539020 | 0.20 |
| TRANSPORTATION | HUGHES OILFIELD TRANSPOR | 386.65 | 0.000539020 | 0.21 |
| TRANSPORTATION | DIVINE ENERGY SERVICES LL | 529.79 | 0.000539020 | 0.29 |
| TRANSPORTATION | DIVINE ENERGY SERVICES LL | 256.35 | 0.000539020 | 0.14 |
| TRANSPORTATION | DIVINE ENERGY SERVICES LL | 794.69 | 0.000539020 | 0.43 |
| TRANSPORTATION | DIVINE ENERGY SERVICES LL | 598.15 | 0.000539020 | 0.32 |
| TRANSPORTATION | DIVINE ENERGY SERVICES LL | 2,456.69 | 0.000539020 | 1.32 |
| TRANSPORTATION | J & C HOT SHOT SERVICE | 975.00 | 0.000539020 | 0.53 |
| TRANSPORTATION | J & C HOT SHOT SERVICE | 1,025.00 | 0.000539020 | 0.55 |
| TRANSPORTATION | J & C HOT SHOT SERVICE | 850.00 | 0.000539020 | 0.46 |
| WATER AND OTHER | DUKE OILFIELD SERVICES LLC | 1,829.84 | 0.000539020 | 0.99 |
| WATER AND OTHER | AGAVE TRANSPORTATION SEI | 2,233.91 | 0.000539020 | 1.20 |
| WATER AND OTHER | AGAVE TRANSPORTATION SEI | 7,148.50 | 0.000539020 | 3.85 |
| WATER AND OTHER | QATAR LLC | 914.99 | 0.000539020 | 0.49 |
| WELDING / CONSTRUCTION / MAINT. SERVICES | CHARLIE'S FIELD SERVICE INC | 688.99 | 0.000539020 | 0.37 |
| WELDING / CONSTRUCTION / MAINT. SERVICES | CHARLIE'S FIELD SERVICE INC | 648.46 | 0.000539020 | 0.35 |
| Total Intangible Well Cost Cost | | 481,312.35 | | 259.43 |

10-01-2020

308

MEWBOURNE OIL COMPANY

Page 15

TOM M RAGSDALE
400 N SAM HOUSTON PARKWAY EAST
SUITE 601
HOUSTON, TX 77060

INVOICE NO.: 202009-06150
INVOICE DATE: 9-30-2020
OWNER: 035904-1
BILLING FOR: September 2020

| REFERENCE/DESCRIPTION OF CHARGES | | GROSS CHARGES | WORKING INTEREST | NET CHARGE |
|--|-----------------------------|-------------------|------------------|------------|
| <u>Tangible Well Cost</u> | | | | |
| CASING (10.1" - 19.0") | ENERGY TUBULARS INC | 43,361.50 | 0.000539020 | 23.37 |
| CASING (10.1" - 19.0") | ENERGY TUBULARS INC | -3,715.19 | 0.000539020 | -2.00 |
| CASING (8.1" - 10.0") | ENERGY TUBULARS INC | -3,656.01 | 0.000539020 | -1.97 |
| DRILLING HEAD | CAMERON INTERNATIONAL | 29,273.35 | 0.000539020 | 15.78 |
| DRILLING HEAD | CAMERON INTERNATIONAL | 3,511.18 | 0.000539020 | 1.89 |
| DRILLING HEAD | CAMERON INTERNATIONAL | 2,344.29 | 0.000539020 | 1.26 |
| DRILLING HEAD | CAMERON INTERNATIONAL | 2,155.06 | 0.000539020 | 1.16 |
| Total Tangible Well Cost Cost | | 73,274.18 | | 39.49 |
| 72310000-10 SUBTOTAL | | 554,586.53 | 298.92 | |
| PROPERTY: 72310000 72310000-20 IBEX 15/10 B1PA FED COM 2H | | | | |
| <u>Intangible Well Cost</u> | | | | |
| COMPANY SUPERVISION | MEWBOURNE OIL COMPANY | 1,200.00 | 0.000539020 | 0.65 |
| COMPANY SUPERVISION | MEWBOURNE OIL COMPANY | 600.00 | 0.000539020 | 0.32 |
| COMPANY SUPERVISION | MEWBOURNE OIL COMPANY | 550.00 | 0.000539020 | 0.30 |
| LOCATION / RESTORATION | TRIPLE T'S LINING LLC | 1,948.12 | 0.000539020 | 1.05 |
| LOCATION / RESTORATION | TRIPLE T'S LINING LLC | 20,725.44 | 0.000539020 | 11.17 |
| LOCATION / RESTORATION | TRIPLE T'S LINING LLC | 10,717.68 | 0.000539020 | 5.78 |
| LOCATION / RESTORATION | TRIPLE T'S LINING LLC | 290.91 | 0.000539020 | 0.16 |
| LOCATION / RESTORATION | TRIPLE T'S LINING LLC | 547.01 | 0.000539020 | 0.29 |
| LOCATION / RESTORATION | TRINITY OILFIELD SERVICES & | 32,043.75 | 0.000539020 | 17.27 |
| REGULATORY PERMITS & SURVEYS | PRICE ENERGY CONSULTING I | 1,450.00 | 0.000539020 | 0.78 |
| TRANSPORTATION | PETROSMITH EQUIPMENT LP | 12,162.57 | 0.000539020 | 6.56 |
| Total Intangible Well Cost Cost | | 82,235.48 | | 44.33 |
| <u>Equipment Beyond Wellhead</u> | | | | |
| FITTINGS / VALVES & ACCESSORIES | AMERICAN MILLENNIUM COR | 785.81 | 0.000539020 | 0.42 |
| PRODUCTION EQUIP INSTALLATION | LIBERTY LIFT SOLUTIONS LLC | 1,885.81 | 0.000539020 | 1.02 |
| PRODUCTION EQUIP INSTALLATION | LIBERTY LIFT SOLUTIONS LLC | 1,595.68 | 0.000539020 | 0.86 |
| STORAGE TANKS | PETROSMITH EQUIPMENT LP | 135,586.85 | 0.000539020 | 73.08 |
| Total Equipment Beyond Wellhead Cost | | 139,854.15 | | 75.38 |
| 72310000-20 SUBTOTAL | | 222,089.63 | 119.71 | |
| PROPERTY 72310000 TOTAL | | 776,676.16 | 418.63 | |

10-01-2020

309

MEWBOURNE OIL COMPANY

MEWBOURNE OIL COMPANY
P O BOX 7698
TYLER, TX 75711-7698

TOM M RAGSDALE
400 N SAM HOUSTON PARKWAY EAST
SUITE 601
HOUSTON, TX 77060

INVOICE NO.: 202010-08226
INVOICE DATE: 10-31-2020
OWNER: 035904-1
BILLING FOR: October 2020

BALANCE FORWARD**70,420.94**

| CURRENT PERIOD ADJUSTMENT | | | | | AMOUNT |
|--|----------|---------------------|-----------------|--|-------------------|
| NETTING FROM REVENUE | | | | | |
| INVOICE #: 202006-00692 INVOICE DATE: 10/12/2020 | | | | | -16,426.66 |
| INVOICE #: 202007-02580 INVOICE DATE: 10/12/2020 | | | | | -9,396.04 |
| INVOICE #: 202008-04448 INVOICE DATE: 10/12/2020 | | | | | -13,960.29 |
| INVOICE #: 202009-06150 INVOICE DATE: 10/12/2020 | | | | | -30,637.95 |
| TOTAL CURRENT PERIOD ADJUSTMENT | | | | | -70,420.94 |
| CURRENT CHARGES | | GROSS | INTEREST | | NET |
| 62390000 - PRONGHORN 15 B3BO FED COM 1H | TIER: 30 | 25,881.25 | 0.0683747500 | | 1,769.62 |
| 62391000 - PRONGHORN 15 B3CN FED COM 1H | TIER: 30 | 24,403.72 | 0.0683747500 | | 1,668.59 |
| 62392000 - PRONGHORN 15 B3DM FED COM 1H | TIER: 30 | 23,914.14 | 0.0683747500 | | 1,635.10 |
| 62774000 - IBEX 10 B3MD FED COM 1H | TIER: 30 | 19,276.13 | 0.0527536400 | | 1,016.89 |
| 62775000 - IBEX 10 B3NC FED COM 1H | TIER: 30 | 22,966.91 | 0.0527536400 | | 1,211.60 |
| 62776000 - IBEX 10 B3OB FED COM 1H | TIER: 30 | 23,729.78 | 0.0322507100 | | 765.30 |
| 62906000 - GAZELLE 22 B2MD FED COM 2H | TIER: 20 | -14,420.25 | 0.1969919400 | | -2,840.67 |
| 62906000 - GAZELLE 22 B2MD FED COM 2H | TIER: 20 | 14,420.25 | 0.1954981900 | | 2,819.13 |
| 62906000 - GAZELLE 22 B2MD FED COM 2H | TIER: 30 | 68,898.16 | 0.1970000000 | | 13,572.45 |
| 62906000 - GAZELLE 22 B2MD FED COM 2H | TIER: 30 | -43,855.42 | 0.1955000000 | | -8,573.78 |
| 62915000 - CREEDENCE 21/16 W0ED ST COM 2H | TIER: 20 | 1,275.06 | 0.0063636200 | | 8.11 |
| 62915000 - CREEDENCE 21/16 W0ED ST COM 2H | TIER: 30 | 84,252.17 | 0.0063636200 | | 536.16 |
| 62916000 - CREEDENCE 21/16 W1ED ST COM 1H | TIER: 20 | 1,275.01 | 0.0063636200 | | 8.11 |
| 62916000 - CREEDENCE 21/16 W1ED ST COM 1H | TIER: 30 | 80,380.80 | 0.0063636200 | | 511.54 |
| 62958000 - GAZELLE 22 B3MD FED COM 1H | TIER: 20 | -14,420.25 | 0.1969919400 | | -2,840.67 |
| 62958000 - GAZELLE 22 B3MD FED COM 1H | TIER: 20 | 14,420.25 | 0.1954981900 | | 2,819.13 |
| 62958000 - GAZELLE 22 B3MD FED COM 1H | TIER: 30 | 82,121.87 | 0.1970000000 | | 16,177.38 |
| 62958000 - GAZELLE 22 B3MD FED COM 1H | TIER: 30 | -49,885.71 | 0.1955000000 | | -9,752.62 |
| 72185000 - CREEDENCE 21/16 W0FC ST COM 4H | TIER: 10 | 3,895.12 | 0.0063636200 | | 24.79 |
| 72185000 - CREEDENCE 21/16 W0FC ST COM 4H | TIER: 20 | 150,103.57 | 0.0063636200 | | 955.20 |
| 72186000 - CREEDENCE 21/16 W1FC ST COM 3H | TIER: 10 | 3,895.08 | 0.0063636200 | | 24.78 |
| 72186000 - CREEDENCE 21/16 W1FC ST COM 3H | TIER: 20 | 14,460.41 | 0.0063636200 | | 92.03 |
| 72186000 - CREEDENCE 21/16 W1FC ST COM 3H | TIER: 30 | 89.15 | 0.0063636200 | | 0.57 |
| 72310000 - IBEX 15/10 B1PA FED COM 2H | TIER: 10 | 1,294,399.09 | 0.0005390200 | | 697.72 |
| 72310000 - IBEX 15/10 B1PA FED COM 2H | TIER: 20 | 336,204.47 | 0.0005390200 | | 181.22 |
| TOTAL CURRENT CHARGES | | 2,167,680.76 | | | 22,487.68 |
| APPLIED ADVANCES | | | | | |
| 62915000 - CREEDENCE 21/16 W0ED ST COM 2H | | | | | -81.74 |
| 62916000 - CREEDENCE 21/16 W1ED ST COM 1H | | | | | -519.65 |
| 72185000 - CREEDENCE 21/16 W0FC ST COM 4H | | | | | -979.99 |
| 72186000 - CREEDENCE 21/16 W1FC ST COM 3H | | | | | -117.38 |
| APPLIED ADVANCES TOTAL | | | | | -1,698.76 |

MEWBOURNE OIL COMPANY

Page 2

TOM M RAGSDALE
400 N SAM HOUSTON PARKWAY EAST
SUITE 601
HOUSTON, TX 77060

INVOICE NO.: 202010-08226
INVOICE DATE: 10-31-2020
OWNER: 035904-1
BILLING FOR: October 2020

INVOICE TOTAL**20,788.92****OUTSTANDING BALANCE****20,788.92**

PLEASE INDICATE INVOICE# 202010-08226
AND ACCOUNT# 035904-1
ON REMITTANCE
PAYMENT DUE 15 DAYS AFTER RECEIPT OF INVOICE PAYABLE IN US DOLLARS

FOR INQUIRIES, PLEASE CONTACT (903) 561-2900

Netted Owner

10-30-2020

311

MEWBOURNE OIL COMPANY

Page 3

TOM M RAGSDALE
400 N SAM HOUSTON PARKWAY EAST
SUITE 601
HOUSTON, TX 77060

INVOICE NO.: 202010-08226
INVOICE DATE: 10-31-2020
OWNER: 035904-1
BILLING FOR: October 2020

| REFERENCE/DESCRIPTION OF CHARGES | | GROSS CHARGES | WORKING INTEREST | NET CHARGE |
|--|-----------------------------|------------------|---------------------|---------------|
| PROPERTY: 62390000 62390000-30 PRONGHORN 15 B3BO FED COM 1H | | | | |
| <u>Lease Operating Expense</u> | | | | |
| AUTOMATION MAINTENANCE | AMERICAN MILLENNIUM COR | 25.70 | 0.068374750 | 1.76 |
| CHEMICALS-WATER TREATING | IMPERATIVE CHEMICAL PART | 261.71 | 0.068374750 | 17.89 |
| CHEMICALS-WATER TREATING | CATALYST OILFIELD SERVICE | 1,146.71 | 0.068374750 | 78.40 |
| COMPANY SUPERVISION | MEWBOURNE OIL COMPANY | 587.50 | 0.068374750 | 40.17 |
| COMPANY SUPERVISION | MEWBOURNE OIL COMPANY | 587.50 | 0.068374750 | 40.17 |
| EMISSIONS CONTROL EQUIPMENT MAINTENANCE | G&A FABRICATION LLC | 86.49 | 0.068374750 | 5.91 |
| EMISSIONS CONTROL EQUIPMENT MAINTENANCE | G&A FABRICATION LLC | 152.36 | 0.068374750 | 10.42 |
| FUEL/ POWER / ELECTRICAL | XCEL ENERGY | 2,927.42 | 0.068374750 | 200.16 |
| GATHERING/TREATING/DEHYDRATION | PRO-KEM INC | 294.94 | 0.068374750 | 20.17 |
| GATHERING/TREATING/DEHYDRATION | LEGACY SAFETY AND CONSUM | 31.84 | 0.068374750 | 2.18 |
| LEASE & FACILITY | MEWBOURNE OIL COMPANY | 238.00 | 0.068374750 | 16.27 |
| LEASE & FACILITY MAINTENANCE | T&J VALVE | 91.86 | 0.068374750 | 6.28 |
| LEASE & FACILITY MAINTENANCE | GARNER PUMP & SUPPLY INC | 67.12 | 0.068374750 | 4.60 |
| LEASE & FACILITY MAINTENANCE | K&S OILFIELD SUPPLIES LLC | 51.54 | 0.068374750 | 3.53 |
| LEASE & FACILITY MAINTENANCE | TRM LLC | 123.05 | 0.068374750 | 8.41 |
| LEASE & FACILITY MAINTENANCE | TURNCO ENTERPRISES LLC | 475.00 | 0.068374750 | 32.48 |
| LEASE & FACILITY MAINTENANCE | TURNCO ENTERPRISES LLC | 929.89 | 0.068374750 | 63.58 |
| LEASE & FACILITY MAINTENANCE | TURNCO ENTERPRISES LLC | 190.00 | 0.068374750 | 12.99 |
| LEASE & FACILITY MAINTENANCE | TURNCO ENTERPRISES LLC | 51.16 | 0.068374750 | 3.50 |
| LEASE & FACILITY MAINTENANCE | TURNCO ENTERPRISES LLC | 13.08 | 0.068374750 | 0.90 |
| LEASE & FACILITY MAINTENANCE | TURNCO ENTERPRISES LLC | 68.61 | 0.068374750 | 4.69 |
| LEASE & FACILITY MAINTENANCE | TRINITY OILFIELD SERVICES & | 34.29 | 0.068374750 | 2.34 |
| LEASE & FACILITY MAINTENANCE | TRINITY OILFIELD SERVICES & | 31.65 | 0.068374750 | 2.16 |
| LEASE & FACILITY MAINTENANCE | TRINITY OILFIELD SERVICES & | 31.65 | 0.068374750 | 2.16 |
| LEASE & FACILITY MAINTENANCE | EP&S LLC | 33.48 | 0.068374750 | 2.29 |
| MISCELLANEOUS EQUIPMENT RENTAL | MEWBOURNE OIL COMPANY | 260.40 | 0.068374750 | 17.80 |
| OVERHEAD-FIXED RATE | MEWBOURNE OIL COMPANY | 856.29 | 0.068374750 | 58.55 |
| PUMPING | MEWBOURNE OIL COMPANY | 850.00 | 0.068374750 | 58.12 |
| PUMPING | MEWBOURNE OIL COMPANY | 425.00 | 0.068374750 | 29.06 |
| RENTAL SERVICES | MICO RENTALS | 36.46 | 0.068374750 | 2.49 |
| RENTAL SERVICES | GRAVITY OILFIELD SERVICES | 23.46 | 0.068374750 | 1.61 |
| RENTAL SERVICES | GRAVITY OILFIELD SERVICES | 22.71 | 0.068374750 | 1.55 |
| RENTAL SERVICES | TOTAL OPERATIONS & PRODU | 4,238.33 | 0.068374750 | 289.79 |
| RENTAL SERVICES | TOTAL OPERATIONS & PRODU | 4,238.33 | 0.068374750 | 289.79 |
| SALT WATER DISPOSAL | TRINITY OILFIELD SERVICES & | 39.57 | 0.068374750 | 2.71 |
| SALT WATER DISPOSAL | TRINITY OILFIELD SERVICES & | 32.97 | 0.068374750 | 2.25 |
| SALT WATER DISPOSAL | TRINITY OILFIELD SERVICES & | 51.43 | 0.068374750 | 3.52 |
| SALT WATER DISPOSAL | OWL SWD OPERATING LLC | 3,318.69 | 0.068374750 | 226.92 |
| SALT WATER DISPOSAL | OWL SWD OPERATING LLC | 2,772.54 | 0.068374750 | 189.57 |
| SALT WATER DISPOSAL | LIMESTONE BASIN PROPERTIE | 182.52 | 0.068374750 | 12.48 |

10-30-2020

312

MEWBOURNE OIL COMPANY

Page 4

TOM M RAGSDALE
400 N SAM HOUSTON PARKWAY EAST
SUITE 601
HOUSTON, TX 77060

INVOICE NO.: 202010-08226
INVOICE DATE: 10-31-2020
OWNER: 035904-1
BILLING FOR: October 2020

| REFERENCE/DESCRIPTION OF CHARGES | | GROSS CHARGES | WORKING INTEREST | NET CHARGE |
|--|-----------------------------|------------------|---------------------|---------------|
| Total Lease Operating Expense Cost | | 25,881.25 | | 1,769.62 |
| 62390000-30 SUBTOTAL | | 25,881.25 | 1,769.62 | |
| PROPERTY 62390000 TOTAL | | 25,881.25 | 1,769.62 | |
| PROPERTY: 62391000 62391000-30 PRONGHORN 15 B3CN FED COM 1H | | | | |
| <u>Lease Operating Expense</u> | | | | |
| CHEMICALS-WATER TREATING | CATALYST OILFIELD SERVICE | 1,146.69 | 0.068374750 | 78.40 |
| COMPANY SUPERVISION | MEWBOURNE OIL COMPANY | 293.75 | 0.068374750 | 20.08 |
| COMPANY SUPERVISION | MEWBOURNE OIL COMPANY | 399.50 | 0.068374750 | 27.32 |
| EMISSIONS CONTROL EQUIPMENT MAINTENANCE | G&A FABRICATION LLC | 152.36 | 0.068374750 | 10.42 |
| EMISSIONS CONTROL EQUIPMENT MAINTENANCE | VAPROX LLC | 157.69 | 0.068374750 | 10.78 |
| FUEL/ POWER / ELECTRICAL | XCEL ENERGY | 257.86 | 0.068374750 | 17.63 |
| GATHERING/TREATING/DEHYDRATION | LEGACY SAFETY AND CONSUM | 31.83 | 0.068374750 | 2.18 |
| LEASE & FACILITY MAINTENANCE | GARNER PUMP & SUPPLY INC | 247.52 | 0.068374750 | 16.92 |
| LEASE & FACILITY MAINTENANCE | TRM LLC | 102.54 | 0.068374750 | 7.01 |
| LEASE & FACILITY MAINTENANCE | TURNCO ENTERPRISES LLC | 380.00 | 0.068374750 | 25.98 |
| LEASE & FACILITY MAINTENANCE | TURNCO ENTERPRISES LLC | 51.15 | 0.068374750 | 3.50 |
| LEASE & FACILITY MAINTENANCE | TURNCO ENTERPRISES LLC | 237.50 | 0.068374750 | 16.24 |
| LEASE & FACILITY MAINTENANCE | TURNCO ENTERPRISES LLC | 13.08 | 0.068374750 | 0.90 |
| LEASE & FACILITY MAINTENANCE | TURNCO ENTERPRISES LLC | 68.61 | 0.068374750 | 4.69 |
| LEASE & FACILITY MAINTENANCE | INGRAM PROFESSIONAL SERV | 290.07 | 0.068374750 | 19.83 |
| LEASE & FACILITY MAINTENANCE | TRINITY OILFIELD SERVICES & | 34.28 | 0.068374750 | 2.34 |
| LEASE & FACILITY MAINTENANCE | TRINITY OILFIELD SERVICES & | 31.65 | 0.068374750 | 2.16 |
| LEASE & FACILITY MAINTENANCE | TRINITY OILFIELD SERVICES & | 31.65 | 0.068374750 | 2.16 |
| MISCELLANEOUS EQUIPMENT RENTAL | MEWBOURNE OIL COMPANY | 260.40 | 0.068374750 | 17.80 |
| OVERHEAD-FIXED RATE | MEWBOURNE OIL COMPANY | 856.29 | 0.068374750 | 58.55 |
| PRIME MOVER / PUMP MAINTENANCE | HR COMPRESSION & SERVICE | 1,320.91 | 0.068374750 | 90.32 |
| PUMPING | MEWBOURNE OIL COMPANY | 850.00 | 0.068374750 | 58.12 |
| PUMPING | MEWBOURNE OIL COMPANY | 212.50 | 0.068374750 | 14.53 |
| RENTAL SERVICES | MICO RENTALS | 30.38 | 0.068374750 | 2.08 |
| RENTAL SERVICES | KODIAK GAS SERVICES LLC | 5,802.51 | 0.068374750 | 396.75 |
| RENTAL SERVICES | KODIAK GAS SERVICES LLC | 5,802.51 | 0.068374750 | 396.75 |
| RENTAL SERVICES | GRAVITY OILFIELD SERVICES | 23.46 | 0.068374750 | 1.60 |
| RENTAL SERVICES | GRAVITY OILFIELD SERVICES | 22.71 | 0.068374750 | 1.55 |
| SALT WATER DISPOSAL | TRINITY OILFIELD SERVICES & | 39.56 | 0.068374750 | 2.70 |
| SALT WATER DISPOSAL | TRINITY OILFIELD SERVICES & | 32.97 | 0.068374750 | 2.26 |
| SALT WATER DISPOSAL | TRINITY OILFIELD SERVICES & | 51.43 | 0.068374750 | 3.52 |
| SALT WATER DISPOSAL | OWL SWD OPERATING LLC | 2,777.10 | 0.068374750 | 189.88 |
| SALT WATER DISPOSAL | OWL SWD OPERATING LLC | 2,235.50 | 0.068374750 | 152.85 |
| SALT WATER DISPOSAL | NGL WATER SOLUTIONS PERM | 10.59 | 0.068374750 | 0.73 |
| SALT WATER DISPOSAL | LIMESTONE BASIN PROPERTIE | 147.17 | 0.068374750 | 10.06 |
| Total Lease Operating Expense Cost | | 24,403.72 | | 1,668.59 |

10-30-2020

313

MEWBOURNE OIL COMPANY

Page 5

TOM M RAGSDALE
400 N SAM HOUSTON PARKWAY EAST
SUITE 601
HOUSTON, TX 77060

INVOICE NO.: 202010-08226
INVOICE DATE: 10-31-2020
OWNER: 035904-1
BILLING FOR: October 2020

| REFERENCE/DESCRIPTION OF CHARGES | | GROSS CHARGES | WORKING INTEREST | NET CHARGE |
|--|-----------------------------|------------------|---------------------|---------------|
| 62391000-30 SUBTOTAL | | 24,403.72 | 1,668.59 | |
| PROPERTY 62391000 TOTAL | | 24,403.72 | 1,668.59 | |
| PROPERTY: 62392000 62392000-30 PRONGHORN 15 B3DM FED COM 1H | | | | |
| <u>Lease Operating Expense</u> | | | | |
| CHEMICALS-WATER TREATING | CATALYST OILFIELD SERVICE | 1,146.71 | 0.068374750 | 78.40 |
| COMPANY SUPERVISION | MEWBOURNE OIL COMPANY | 293.75 | 0.068374750 | 20.08 |
| COMPANY SUPERVISION | MEWBOURNE OIL COMPANY | 387.75 | 0.068374750 | 26.51 |
| COMPANY SUPERVISION | MEWBOURNE OIL COMPANY | 587.50 | 0.068374750 | 40.17 |
| EMISSIONS CONTROL EQUIPMENT MAINTENANCE | G&A FABRICATION LLC | 152.36 | 0.068374750 | 10.42 |
| EMISSIONS CONTROL EQUIPMENT MAINTENANCE | VAPROX LLC | 157.69 | 0.068374750 | 10.78 |
| EMISSIONS CONTROL EQUIPMENT MAINTENANCE | TRINITY OILFIELD SERVICES & | 16.36 | 0.068374750 | 1.12 |
| FUEL/ POWER / ELECTRICAL | XCEL ENERGY | 2,738.28 | 0.068374750 | 187.22 |
| GATHERING/TREATING/DEHYDRATION | LEGACY SAFETY AND CONSUM | 31.84 | 0.068374750 | 2.18 |
| LEASE & FACILITY | MEWBOURNE OIL COMPANY | 644.00 | 0.068374750 | 44.03 |
| LEASE & FACILITY MAINTENANCE | GARNER PUMP & SUPPLY INC | 504.66 | 0.068374750 | 34.51 |
| LEASE & FACILITY MAINTENANCE | GARNER PUMP & SUPPLY INC | 247.53 | 0.068374750 | 16.92 |
| LEASE & FACILITY MAINTENANCE | GARNER PUMP & SUPPLY INC | 284.57 | 0.068374750 | 19.46 |
| LEASE & FACILITY MAINTENANCE | TRM LLC | 66.65 | 0.068374750 | 4.56 |
| LEASE & FACILITY MAINTENANCE | TURNCO ENTERPRISES LLC | 380.00 | 0.068374750 | 25.98 |
| LEASE & FACILITY MAINTENANCE | TURNCO ENTERPRISES LLC | 51.15 | 0.068374750 | 3.50 |
| LEASE & FACILITY MAINTENANCE | TURNCO ENTERPRISES LLC | 237.50 | 0.068374750 | 16.24 |
| LEASE & FACILITY MAINTENANCE | TURNCO ENTERPRISES LLC | 13.08 | 0.068374750 | 0.90 |
| LEASE & FACILITY MAINTENANCE | TURNCO ENTERPRISES LLC | 68.61 | 0.068374750 | 4.69 |
| LEASE & FACILITY MAINTENANCE | INGRAM PROFESSIONAL SERV | 290.09 | 0.068374750 | 19.83 |
| LEASE & FACILITY MAINTENANCE | TRINITY OILFIELD SERVICES & | 34.29 | 0.068374750 | 2.35 |
| LEASE & FACILITY MAINTENANCE | TRINITY OILFIELD SERVICES & | 31.65 | 0.068374750 | 2.16 |
| LEASE & FACILITY MAINTENANCE | TRINITY OILFIELD SERVICES & | 31.65 | 0.068374750 | 2.16 |
| MISCELLANEOUS EQUIPMENT RENTAL | MEWBOURNE OIL COMPANY | 260.40 | 0.068374750 | 17.80 |
| OVERHEAD-FIXED RATE | MEWBOURNE OIL COMPANY | 856.32 | 0.068374750 | 58.55 |
| PRIME MOVER / PUMP MAINTENANCE | HR COMPRESSION & SERVICE | 1,320.92 | 0.068374750 | 90.32 |
| PUMPING | MEWBOURNE OIL COMPANY | 850.00 | 0.068374750 | 58.12 |
| PUMPING | MEWBOURNE OIL COMPANY | 212.50 | 0.068374750 | 14.53 |
| RENTAL SERVICES | MICO RENTALS | 19.75 | 0.068374750 | 1.35 |
| RENTAL SERVICES | GRAVITY OILFIELD SERVICES | 23.46 | 0.068374750 | 1.61 |
| RENTAL SERVICES | GRAVITY OILFIELD SERVICES | 22.71 | 0.068374750 | 1.55 |
| RENTAL SERVICES | TOTAL OPERATIONS & PRODU | 4,238.33 | 0.068374750 | 289.79 |
| RENTAL SERVICES | TOTAL OPERATIONS & PRODU | 4,238.33 | 0.068374750 | 289.79 |
| SALT WATER DISPOSAL | TRINITY OILFIELD SERVICES & | 39.57 | 0.068374750 | 2.71 |
| SALT WATER DISPOSAL | TRINITY OILFIELD SERVICES & | 32.97 | 0.068374750 | 2.26 |
| SALT WATER DISPOSAL | TRINITY OILFIELD SERVICES & | 51.43 | 0.068374750 | 3.52 |
| SALT WATER DISPOSAL | OWL SWD OPERATING LLC | 1,765.31 | 0.068374750 | 120.70 |

10-30-2020

314

MEWBOURNE OIL COMPANY

Page 6

TOM M RAGSDALE
400 N SAM HOUSTON PARKWAY EAST
SUITE 601
HOUSTON, TX 77060

INVOICE NO.: 202010-08226
INVOICE DATE: 10-31-2020
OWNER: 035904-1
BILLING FOR: October 2020

| REFERENCE/DESCRIPTION OF CHARGES | | GROSS CHARGES | WORKING INTEREST | NET CHARGE |
|---|---------------------------------------|------------------|------------------|------------|
| SALT WATER DISPOSAL | OWL SWD OPERATING LLC | 1,476.66 | 0.068374750 | 100.97 |
| SALT WATER DISPOSAL | NGL WATER SOLUTIONS PERM | 10.60 | 0.068374750 | 0.72 |
| SALT WATER DISPOSAL | LIMESTONE BASIN PROPERTIE | 97.21 | 0.068374750 | 6.64 |
| Total Lease Operating Expense Cost | | 23,914.14 | | 1,635.10 |
| 62392000-30 SUBTOTAL | | 23,914.14 | 1,635.10 | |
| PROPERTY 62392000 TOTAL | | 23,914.14 | 1,635.10 | |
| PROPERTY: 62774000 62774000-30 IBEX 10 B3MD FED COM 1H | | | | |
| <u>Lease Operating Expense</u> | | | | |
| AUTOMATION MAINTENANCE | AMERICAN MILLENNIUM COR | 25.70 | 0.052753640 | 1.36 |
| CHEMICALS-WATER TREATING | CATALYST OILFIELD SERVICE | 1,146.69 | 0.052753640 | 60.49 |
| COMPANY SUPERVISION | MEWBOURNE OIL COMPANY | 387.75 | 0.052753640 | 20.45 |
| FUEL/ POWER / ELECTRICAL | XCEL ENERGY | 401.23 | 0.052753640 | 21.16 |
| GATHERING/TREATING/DEHYDRATION | PRO-KEM INC | 294.94 | 0.052753640 | 15.56 |
| GATHERING/TREATING/DEHYDRATION | LEGACY SAFETY AND CONSULTING | 31.83 | 0.052753640 | 1.68 |
| LEASE & FACILITY | MEWBOURNE OIL COMPANY | 350.00 | 0.052753640 | 18.46 |
| LEASE & FACILITY | MEWBOURNE OIL COMPANY | 406.00 | 0.052753640 | 21.42 |
| LEASE & FACILITY MAINTENANCE | T&J VALVE | 208.28 | 0.052753640 | 10.99 |
| LEASE & FACILITY MAINTENANCE | GARNER PUMP & SUPPLY INC | 128.86 | 0.052753640 | 6.81 |
| LEASE & FACILITY MAINTENANCE | TRM LLC | 166.63 | 0.052753640 | 8.79 |
| LEASE & FACILITY MAINTENANCE | TURNCO ENTERPRISES LLC | 380.00 | 0.052753640 | 20.05 |
| LEASE & FACILITY MAINTENANCE | TURNCO ENTERPRISES LLC | 51.15 | 0.052753640 | 2.70 |
| LEASE & FACILITY MAINTENANCE | TURNCO ENTERPRISES LLC | 13.08 | 0.052753640 | 0.69 |
| LEASE & FACILITY MAINTENANCE | TURNCO ENTERPRISES LLC | 85.00 | 0.052753640 | 4.48 |
| LEASE & FACILITY MAINTENANCE | TURNCO ENTERPRISES LLC | 68.61 | 0.052753640 | 3.62 |
| LEASE & FACILITY MAINTENANCE | TRINITY OILFIELD SERVICES & EQUIPMENT | 34.28 | 0.052753640 | 1.81 |
| LEASE & FACILITY MAINTENANCE | TRINITY OILFIELD SERVICES & EQUIPMENT | 31.65 | 0.052753640 | 1.67 |
| LEASE & FACILITY MAINTENANCE | TRINITY OILFIELD SERVICES & EQUIPMENT | 31.65 | 0.052753640 | 1.67 |
| MISCELLANEOUS EQUIPMENT RENTAL | MEWBOURNE OIL COMPANY | 260.40 | 0.052753640 | 13.73 |
| OVERHEAD-FIXED RATE | MEWBOURNE OIL COMPANY | 881.16 | 0.052753640 | 46.48 |
| PUMPING | MEWBOURNE OIL COMPANY | 850.00 | 0.052753640 | 44.84 |
| PUMPING | MEWBOURNE OIL COMPANY | 425.00 | 0.052753640 | 22.42 |
| RENTAL SERVICES | MICO RENTALS | 49.37 | 0.052753640 | 2.61 |
| RENTAL SERVICES | SERVICE COMPRESSION LLC | 4,503.23 | 0.052753640 | 237.56 |
| RENTAL SERVICES | GRAVITY OILFIELD SERVICES | 23.46 | 0.052753640 | 1.24 |
| RENTAL SERVICES | GRAVITY OILFIELD SERVICES | 22.71 | 0.052753640 | 1.20 |
| SALT WATER DISPOSAL | TRINITY OILFIELD SERVICES & EQUIPMENT | 39.56 | 0.052753640 | 2.09 |
| SALT WATER DISPOSAL | TRINITY OILFIELD SERVICES & EQUIPMENT | 32.97 | 0.052753640 | 1.74 |
| SALT WATER DISPOSAL | TRINITY OILFIELD SERVICES & EQUIPMENT | 51.43 | 0.052753640 | 2.71 |
| SALT WATER DISPOSAL | OWL SWD OPERATING LLC | 4,478.60 | 0.052753640 | 236.26 |
| SALT WATER DISPOSAL | OWL SWD OPERATING LLC | 3,203.99 | 0.052753640 | 169.02 |
| SALT WATER DISPOSAL | LIMESTONE BASIN PROPERTIE | 210.92 | 0.052753640 | 11.13 |

10-30-2020

315

MEWBOURNE OIL COMPANY

Page 7

TOM M RAGSDALE
400 N SAM HOUSTON PARKWAY EAST
SUITE 601
HOUSTON, TX 77060

INVOICE NO.: 202010-08226
INVOICE DATE: 10-31-2020
OWNER: 035904-1
BILLING FOR: October 2020

| REFERENCE/DESCRIPTION OF CHARGES | | GROSS CHARGES | WORKING INTEREST | NET CHARGE |
|---|-----------------------------|------------------|------------------|------------|
| Total Lease Operating Expense Cost | | 19,276.13 | | 1,016.89 |
| 62774000-30 SUBTOTAL | | 19,276.13 | 1,016.89 | |
| PROPERTY 62774000 TOTAL | | 19,276.13 | 1,016.89 | |
| PROPERTY: 62775000 62775000-30 IBEX 10 B3NC FED COM 1H | | | | |
| <u>Lease Operating Expense</u> | | | | |
| AUTOMATION MAINTENANCE | AMERICAN MILLENNIUM COR | 25.70 | 0.052753640 | 1.36 |
| CHEMICALS-WATER TREATING | CATALYST OILFIELD SERVICE | 1,146.69 | 0.052753640 | 60.49 |
| COMPANY SUPERVISION | MEWBOURNE OIL COMPANY | 587.50 | 0.052753640 | 30.99 |
| FUEL/ POWER / ELECTRICAL | XCEL ENERGY | 432.61 | 0.052753640 | 22.82 |
| GATHERING/TREATING/DEHYDRATION | PRO-KEM INC | 294.94 | 0.052753640 | 15.56 |
| GATHERING/TREATING/DEHYDRATION | LEGACY SAFETY AND CONSUM | 31.83 | 0.052753640 | 1.68 |
| LEASE & FACILITY | MEWBOURNE OIL COMPANY | 350.00 | 0.052753640 | 18.46 |
| LEASE & FACILITY MAINTENANCE | TRM LLC | 156.37 | 0.052753640 | 8.25 |
| LEASE & FACILITY MAINTENANCE | TURNCO ENTERPRISES LLC | 380.00 | 0.052753640 | 20.05 |
| LEASE & FACILITY MAINTENANCE | TURNCO ENTERPRISES LLC | 51.15 | 0.052753640 | 2.70 |
| LEASE & FACILITY MAINTENANCE | TURNCO ENTERPRISES LLC | 13.08 | 0.052753640 | 0.69 |
| LEASE & FACILITY MAINTENANCE | TURNCO ENTERPRISES LLC | 85.00 | 0.052753640 | 4.48 |
| LEASE & FACILITY MAINTENANCE | TURNCO ENTERPRISES LLC | 68.62 | 0.052753640 | 3.62 |
| LEASE & FACILITY MAINTENANCE | TRINITY OILFIELD SERVICES & | 34.28 | 0.052753640 | 1.81 |
| LEASE & FACILITY MAINTENANCE | TRINITY OILFIELD SERVICES & | 31.65 | 0.052753640 | 1.67 |
| LEASE & FACILITY MAINTENANCE | TRINITY OILFIELD SERVICES & | 31.65 | 0.052753640 | 1.67 |
| MISCELLANEOUS EQUIPMENT RENTAL | MEWBOURNE OIL COMPANY | 260.40 | 0.052753640 | 13.74 |
| OVERHEAD-FIXED RATE | MEWBOURNE OIL COMPANY | 881.16 | 0.052753640 | 46.48 |
| PUMPING | MEWBOURNE OIL COMPANY | 850.00 | 0.052753640 | 44.84 |
| PUMPING | MEWBOURNE OIL COMPANY | 425.00 | 0.052753640 | 22.42 |
| RENTAL SERVICES | MICO RENTALS | 46.34 | 0.052753640 | 2.45 |
| RENTAL SERVICES | SERVICE COMPRESSION LLC | 4,607.60 | 0.052753640 | 243.07 |
| RENTAL SERVICES | SERVICE COMPRESSION LLC | 4,607.60 | 0.052753640 | 243.07 |
| RENTAL SERVICES | GRAVITY OILFIELD SERVICES | 23.46 | 0.052753640 | 1.24 |
| RENTAL SERVICES | GRAVITY OILFIELD SERVICES | 22.71 | 0.052753640 | 1.20 |
| SALT WATER DISPOSAL | TRINITY OILFIELD SERVICES & | 39.56 | 0.052753640 | 2.09 |
| SALT WATER DISPOSAL | TRINITY OILFIELD SERVICES & | 32.97 | 0.052753640 | 1.74 |
| SALT WATER DISPOSAL | TRINITY OILFIELD SERVICES & | 51.43 | 0.052753640 | 2.71 |
| SALT WATER DISPOSAL | OWL SWD OPERATING LLC | 4,177.04 | 0.052753640 | 220.35 |
| SALT WATER DISPOSAL | OWL SWD OPERATING LLC | 3,021.69 | 0.052753640 | 159.41 |
| SALT WATER DISPOSAL | LIMESTONE BASIN PROPERTIE | 198.88 | 0.052753640 | 10.49 |
| Total Lease Operating Expense Cost | | 22,966.91 | | 1,211.60 |
| 62775000-30 SUBTOTAL | | 22,966.91 | 1,211.60 | |
| PROPERTY 62775000 TOTAL | | 22,966.91 | 1,211.60 | |
| PROPERTY: 62776000 62776000-30 IBEX 10 B3OB FED COM 1H | | | | |

10-30-2020

316

MEWBOURNE OIL COMPANY

Page 8

TOM M RAGSDALE
400 N SAM HOUSTON PARKWAY EAST
SUITE 601
HOUSTON, TX 77060

INVOICE NO.: 202010-08226
INVOICE DATE: 10-31-2020
OWNER: 035904-1
BILLING FOR: October 2020

| REFERENCE/DESCRIPTION OF CHARGES | | GROSS CHARGES | WORKING INTEREST | NET CHARGE |
|---|-----------------------------|------------------|---------------------|---------------|
| <u>Lease Operating Expense</u> | | | | |
| AUTOMATION MAINTENANCE | AMERICAN MILLENNIUM COR | 25.70 | 0.032250710 | 0.83 |
| CHEMICALS-WATER TREATING | IMPERATIVE CHEMICAL PART | 261.68 | 0.032250710 | 8.44 |
| CHEMICALS-WATER TREATING | CATALYST OILFIELD SERVICE | 1,146.71 | 0.032250710 | 36.98 |
| COMPANY SUPERVISION | MEWBOURNE OIL COMPANY | 975.25 | 0.032250710 | 31.45 |
| EMISSIONS CONTROL EQUIPMENT MAINTENANCE | G&A FABRICATION LLC | 86.46 | 0.032250710 | 2.79 |
| EMISSIONS CONTROL EQUIPMENT MAINTENANCE | G&A FABRICATION LLC | 152.36 | 0.032250710 | 4.91 |
| FUEL/ POWER / ELECTRICAL | XCEL ENERGY | 409.65 | 0.032250710 | 13.21 |
| GATHERING/TREATING/DEHYDRATION | PRO-KEM INC | 294.94 | 0.032250710 | 9.51 |
| GATHERING/TREATING/DEHYDRATION | LEGACY SAFETY AND CONSUM | 31.84 | 0.032250710 | 1.03 |
| LEASE & FACILITY MAINTENANCE | GARNER PUMP & SUPPLY INC | 67.11 | 0.032250710 | 2.17 |
| LEASE & FACILITY MAINTENANCE | K&S OILFIELD SUPPLIES LLC | 51.53 | 0.032250710 | 1.66 |
| LEASE & FACILITY MAINTENANCE | TRM LLC | 174.32 | 0.032250710 | 5.62 |
| LEASE & FACILITY MAINTENANCE | TURNCO ENTERPRISES LLC | 929.87 | 0.032250710 | 29.99 |
| LEASE & FACILITY MAINTENANCE | TURNCO ENTERPRISES LLC | 190.00 | 0.032250710 | 6.13 |
| LEASE & FACILITY MAINTENANCE | TURNCO ENTERPRISES LLC | 51.16 | 0.032250710 | 1.65 |
| LEASE & FACILITY MAINTENANCE | TURNCO ENTERPRISES LLC | 13.08 | 0.032250710 | 0.42 |
| LEASE & FACILITY MAINTENANCE | TURNCO ENTERPRISES LLC | 68.62 | 0.032250710 | 2.21 |
| LEASE & FACILITY MAINTENANCE | TRINITY OILFIELD SERVICES & | 34.29 | 0.032250710 | 1.11 |
| LEASE & FACILITY MAINTENANCE | TRINITY OILFIELD SERVICES & | 31.65 | 0.032250710 | 1.02 |
| LEASE & FACILITY MAINTENANCE | TRINITY OILFIELD SERVICES & | 31.65 | 0.032250710 | 1.02 |
| LEASE & FACILITY MAINTENANCE | EP&S LLC | 33.48 | 0.032250710 | 1.08 |
| MISCELLANEOUS EQUIPMENT RENTAL | MEWBOURNE OIL COMPANY | 260.40 | 0.032250710 | 8.40 |
| OVERHEAD-FIXED RATE | MEWBOURNE OIL COMPANY | 881.16 | 0.032250710 | 28.42 |
| PUMPING | MEWBOURNE OIL COMPANY | 850.00 | 0.032250710 | 27.41 |
| PUMPING | MEWBOURNE OIL COMPANY | 425.00 | 0.032250710 | 13.71 |
| RENTAL SERVICES | NATURAL GAS SERVICES GRO | 4,199.74 | 0.032250710 | 135.44 |
| RENTAL SERVICES | NATURAL GAS SERVICES GRO | 4,199.74 | 0.032250710 | 135.44 |
| RENTAL SERVICES | MICO RENTALS | 51.65 | 0.032250710 | 1.66 |
| RENTAL SERVICES | GRAVITY OILFIELD SERVICES | 23.46 | 0.032250710 | 0.76 |
| RENTAL SERVICES | GRAVITY OILFIELD SERVICES | 22.71 | 0.032250710 | 0.73 |
| SALT WATER DISPOSAL | TRINITY OILFIELD SERVICES & | 39.57 | 0.032250710 | 1.28 |
| SALT WATER DISPOSAL | TRINITY OILFIELD SERVICES & | 32.97 | 0.032250710 | 1.06 |
| SALT WATER DISPOSAL | TRINITY OILFIELD SERVICES & | 51.43 | 0.032250710 | 1.66 |
| SALT WATER DISPOSAL | OWL SWD OPERATING LLC | 4,684.45 | 0.032250710 | 151.08 |
| SALT WATER DISPOSAL | OWL SWD OPERATING LLC | 2,764.18 | 0.032250710 | 89.15 |
| SALT WATER DISPOSAL | LIMESTONE BASIN PROPERTIE | 181.97 | 0.032250710 | 5.87 |
| Total Lease Operating Expense Cost | | 23,729.78 | | 765.30 |
| 62776000-30 SUBTOTAL | | 23,729.78 | | 765.30 |
| PROPERTY 62776000 TOTAL | | 23,729.78 | | 765.30 |
| PROPERTY: 62906000 62906000-20 GAZELLE 22 B2MD FED COM 2H | | | | |

10-30-2020

317

MEWBOURNE OIL COMPANY

Page 9

TOM M RAGSDALE
400 N SAM HOUSTON PARKWAY EAST
SUITE 601
HOUSTON, TX 77060

INVOICE NO.: 202010-08226
INVOICE DATE: 10-31-2020
OWNER: 035904-1
BILLING FOR: October 2020

| REFERENCE/DESCRIPTION OF CHARGES | | GROSS CHARGES | WORKING INTEREST | NET CHARGE |
|--|-----------------------------|------------------|---------------------|---------------|
| <u>Tangible Well Cost</u> | | | | |
| DRILLING HEAD | MEWBOURNE OIL COMPANY | 14,420.25 | 0.195498190 | 2,819.13 |
| DRILLING HEAD | MEWBOURNE OIL COMPANY | -14,420.25 | 0.196991940 | -2,840.67 |
| Total Tangible Well Cost Cost | | 0.00 | | -21.54 |
| 62906000-20 SUBTOTAL | | 0.00 | -21.54 | |
| PROPERTY: 62906000 62906000-30 GAZELLE 22 B2MD FED COM 2H | | | | |
| <u>Lease Operating Expense</u> | | | | |
| ADVALOREM TAXES | LEA COUNTY TREASURER | -5.28 | 0.195498190 | -1.03 |
| COMPANY SUPERVISION | MEWBOURNE OIL COMPANY | -637.50 | 0.195498190 | -124.63 |
| COMPANY SUPERVISION | MEWBOURNE OIL COMPANY | -637.50 | 0.195498190 | -124.63 |
| COMPANY SUPERVISION | MEWBOURNE OIL COMPANY | -1,275.00 | 0.195498190 | -249.26 |
| COMPANY SUPERVISION | MEWBOURNE OIL COMPANY | -1,491.75 | 0.195498190 | -291.64 |
| COMPRESSOR MAINTENANCE | G&A FABRICATION LLC | -175.86 | 0.195498190 | -34.38 |
| COMPRESSOR MAINTENANCE | G&A FABRICATION LLC | -141.92 | 0.195498190 | -27.75 |
| COMPRESSOR MAINTENANCE | G&A FABRICATION LLC | -141.92 | 0.195498190 | -27.75 |
| FUEL/ POWER / ELECTRICAL | XCEL ENERGY | -383.25 | 0.195498190 | -74.92 |
| LEASE & FACILITY MAINTENANCE | MEWBOURNE OIL COMPANY | -95.10 | 0.195498190 | -18.59 |
| LEASE & FACILITY MAINTENANCE | AMERICAN MILLENNIUM COR | -21.42 | 0.195498190 | -4.19 |
| LEASE & FACILITY MAINTENANCE | K&S OILFIELD SUPPLIES LLC | -108.43 | 0.195498190 | -21.20 |
| LEASE & FACILITY MAINTENANCE | K&S OILFIELD SUPPLIES LLC | -116.34 | 0.195498190 | -22.74 |
| LEASE & FACILITY MAINTENANCE | TURNCO ENTERPRISES LLC | -71.25 | 0.195498190 | -13.93 |
| LEASE & FACILITY MAINTENANCE | TURNCO ENTERPRISES LLC | -21.93 | 0.195498190 | -4.29 |
| LEASE & FACILITY MAINTENANCE | TURNCO ENTERPRISES LLC | -43.85 | 0.195498190 | -8.57 |
| LEASE & FACILITY MAINTENANCE | TURNCO ENTERPRISES LLC | -322.44 | 0.195498190 | -63.03 |
| LEASE & FACILITY MAINTENANCE | TRINITY OILFIELD SERVICES L | -379.80 | 0.195498190 | -74.25 |
| LEASE & FACILITY MAINTENANCE | MEWBOURNE OIL COMPANY | -387.50 | 0.195498190 | -75.76 |
| LEASE & FACILITY MAINTENANCE | MEWBOURNE OIL COMPANY | -387.50 | 0.195498190 | -75.76 |
| LEASE & FACILITY MAINTENANCE | MEWBOURNE OIL COMPANY | -387.50 | 0.195498190 | -75.76 |
| MISCELLANEOUS EQUIPMENT RENTAL | MEWBOURNE OIL COMPANY | -147.00 | 0.195498190 | -28.74 |
| PRIME MOVER / PUMP MAINTENANCE | ODESSA PUMPS & EQUIPMENT | -57.27 | 0.195498190 | -11.20 |
| PRIME MOVER / PUMP MAINTENANCE | HR COMPRESSION & SERVICE | -660.03 | 0.195498190 | -129.03 |
| PROFESSIONAL SERVICES | PRICE ENERGY CONSULTING I | -60.00 | 0.195498190 | -11.73 |
| PUMPING | MEWBOURNE OIL COMPANY | -875.00 | 0.195498190 | -171.06 |
| PUMPING | MEWBOURNE OIL COMPANY | -656.25 | 0.195498190 | -128.30 |
| RENTAL SERVICES | NATURAL GAS SERVICES GRO | -3,837.06 | 0.195498190 | -750.14 |
| RENTAL SERVICES | NATURAL GAS SERVICES GRO | -3,837.06 | 0.195498190 | -750.14 |
| RENTAL SERVICES | NATURAL GAS SERVICES GRO | -3,837.06 | 0.195498190 | -750.14 |
| RENTAL SERVICES | GUNS UP SERVICES | -85.76 | 0.195498190 | -16.77 |
| RENTAL SERVICES | GUNS UP SERVICES | -22.87 | 0.195498190 | -4.47 |
| RENTAL SERVICES | BASELINE ENERGY SERVICES | -45.24 | 0.195498190 | -8.85 |
| SALT WATER DISPOSAL | OWL SWD OPERATING LLC | -3,251.09 | 0.195498190 | -635.58 |

10-30-2020

318

MEWBOURNE OIL COMPANY

Page 10

TOM M RAGSDALE
400 N SAM HOUSTON PARKWAY EAST
SUITE 601
HOUSTON, TX 77060

INVOICE NO.: 202010-08226
INVOICE DATE: 10-31-2020
OWNER: 035904-1
BILLING FOR: October 2020

| REFERENCE/DESCRIPTION OF CHARGES | | GROSS CHARGES | WORKING INTEREST | NET CHARGE |
|----------------------------------|-----------------------------|---------------|------------------|------------|
| SALT WATER DISPOSAL | NGL WATER SOLUTIONS PERM | -89.90 | 0.195498190 | -17.58 |
| SALT WATER DISPOSAL | LIMESTONE BASIN PROPERTIE | -214.01 | 0.195498190 | -41.84 |
| SITE RESTORATION & EXCAVATION | TRINITY OILFIELD SERVICES & | -95.95 | 0.195498190 | -18.77 |
| OVERHEAD-FIXED RATE | MEWBOURNE OIL COMPANY | -881.16 | 0.195500000 | -172.27 |
| ADVALOREM TAXES | LEA COUNTY TREASURER | 5.28 | 0.196991940 | 1.04 |
| COMPANY SUPERVISION | MEWBOURNE OIL COMPANY | 637.50 | 0.196991940 | 125.58 |
| COMPANY SUPERVISION | MEWBOURNE OIL COMPANY | 637.50 | 0.196991940 | 125.58 |
| COMPANY SUPERVISION | MEWBOURNE OIL COMPANY | 1,275.00 | 0.196991940 | 251.16 |
| COMPANY SUPERVISION | MEWBOURNE OIL COMPANY | 1,491.75 | 0.196991940 | 293.87 |
| COMPRESSOR MAINTENANCE | G&A FABRICATION LLC | 175.86 | 0.196991940 | 34.64 |
| COMPRESSOR MAINTENANCE | G&A FABRICATION LLC | 141.92 | 0.196991940 | 27.96 |
| COMPRESSOR MAINTENANCE | G&A FABRICATION LLC | 141.92 | 0.196991940 | 27.96 |
| FUEL/ POWER / ELECTRICAL | XCEL ENERGY | 383.25 | 0.196991940 | 75.49 |
| LEASE & FACILITY MAINTENANCE | MEWBOURNE OIL COMPANY | 95.10 | 0.196991940 | 18.73 |
| LEASE & FACILITY MAINTENANCE | AMERICAN MILLENNIUM COR | 21.42 | 0.196991940 | 4.22 |
| LEASE & FACILITY MAINTENANCE | K&S OILFIELD SUPPLIES LLC | 108.43 | 0.196991940 | 21.36 |
| LEASE & FACILITY MAINTENANCE | K&S OILFIELD SUPPLIES LLC | 116.34 | 0.196991940 | 22.91 |
| LEASE & FACILITY MAINTENANCE | TURNCO ENTERPRISES LLC | 71.25 | 0.196991940 | 14.04 |
| LEASE & FACILITY MAINTENANCE | TURNCO ENTERPRISES LLC | 21.93 | 0.196991940 | 4.32 |
| LEASE & FACILITY MAINTENANCE | TURNCO ENTERPRISES LLC | 43.85 | 0.196991940 | 8.64 |
| LEASE & FACILITY MAINTENANCE | TURNCO ENTERPRISES LLC | 322.44 | 0.196991940 | 63.51 |
| LEASE & FACILITY MAINTENANCE | TRINITY OILFIELD SERVICES & | 379.80 | 0.196991940 | 74.82 |
| LEASE & FACILITY MAINTENANCE | MEWBOURNE OIL COMPANY | 387.50 | 0.196991940 | 76.34 |
| LEASE & FACILITY MAINTENANCE | MEWBOURNE OIL COMPANY | 387.50 | 0.196991940 | 76.34 |
| LEASE & FACILITY MAINTENANCE | MEWBOURNE OIL COMPANY | 387.50 | 0.196991940 | 76.34 |
| MISCELLANEOUS EQUIPMENT RENTAL | MEWBOURNE OIL COMPANY | 147.00 | 0.196991940 | 28.96 |
| PRIME MOVER / PUMP MAINTENANCE | ODESSA PUMPS & EQUIPMENT | 57.27 | 0.196991940 | 11.29 |
| PRIME MOVER / PUMP MAINTENANCE | HR COMPRESSION & SERVICE | 660.03 | 0.196991940 | 130.02 |
| PROFESSIONAL SERVICES | PRICE ENERGY CONSULTING I | 60.00 | 0.196991940 | 11.82 |
| PUMPING | MEWBOURNE OIL COMPANY | 875.00 | 0.196991940 | 172.37 |
| PUMPING | MEWBOURNE OIL COMPANY | 656.25 | 0.196991940 | 129.28 |
| RENTAL SERVICES | NATURAL GAS SERVICES GRO | 3,837.06 | 0.196991940 | 755.87 |
| RENTAL SERVICES | NATURAL GAS SERVICES GRO | 3,837.06 | 0.196991940 | 755.87 |
| RENTAL SERVICES | NATURAL GAS SERVICES GRO | 3,837.06 | 0.196991940 | 755.87 |
| RENTAL SERVICES | GUNS UP SERVICES | 85.76 | 0.196991940 | 16.90 |
| RENTAL SERVICES | GUNS UP SERVICES | 22.87 | 0.196991940 | 4.50 |
| RENTAL SERVICES | BASELINE ENERGY SERVICES | 45.24 | 0.196991940 | 8.92 |
| SALT WATER DISPOSAL | OWL SWD OPERATING LLC | 3,251.09 | 0.196991940 | 640.44 |
| SALT WATER DISPOSAL | NGL WATER SOLUTIONS PERM | 89.90 | 0.196991940 | 17.71 |
| SALT WATER DISPOSAL | LIMESTONE BASIN PROPERTIE | 214.01 | 0.196991940 | 42.16 |
| SITE RESTORATION & EXCAVATION | TRINITY OILFIELD SERVICES & | 95.95 | 0.196991940 | 18.91 |
| OVERHEAD-FIXED RATE | MEWBOURNE OIL COMPANY | 881.16 | 0.197000000 | 173.58 |

10-30-2020

319

MEWBOURNE OIL COMPANY

Page 11

TOM M RAGSDALE
400 N SAM HOUSTON PARKWAY EAST
SUITE 601
HOUSTON, TX 77060

INVOICE NO.: 202010-08226
INVOICE DATE: 10-31-2020
OWNER: 035904-1
BILLING FOR: October 2020

| REFERENCE/DESCRIPTION OF CHARGES | GROSS CHARGES | WORKING INTEREST | NET CHARGE | |
|------------------------------------|-----------------------------|------------------|-------------|---------|
| Total Lease Operating Expense Cost | 0.00 | | 38.65 | |
| <u>Lease Operating Expense</u> | | | | |
| COMPANY SUPERVISION | MEWBOURNE OIL COMPANY | -956.25 | 0.195498190 | -186.95 |
| COMPANY SUPERVISION | MEWBOURNE OIL COMPANY | -318.75 | 0.195498190 | -62.32 |
| COMPANY SUPERVISION | MEWBOURNE OIL COMPANY | -318.75 | 0.195498190 | -62.32 |
| COMPANY SUPERVISION | MEWBOURNE OIL COMPANY | -1,160.25 | 0.195498190 | -226.83 |
| COMPANY SUPERVISION | MEWBOURNE OIL COMPANY | -420.75 | 0.195498190 | -82.26 |
| COMPRESSOR MAINTENANCE | G&A FABRICATION LLC | -141.92 | 0.195498190 | -27.75 |
| COMPRESSOR MAINTENANCE | G&A FABRICATION LLC | -141.92 | 0.195498190 | -27.75 |
| COMPRESSOR MAINTENANCE | G&A FABRICATION LLC | -141.92 | 0.195498190 | -27.75 |
| COMPRESSOR MAINTENANCE | G&A FABRICATION LLC | -113.41 | 0.195498190 | -22.17 |
| COMPRESSOR MAINTENANCE | G&A FABRICATION LLC | -141.92 | 0.195498190 | -27.75 |
| FUEL/ POWER / ELECTRICAL | XCEL ENERGY | -352.05 | 0.195498190 | -68.82 |
| GATHERING/TREATING/DEHYDRATION | LEGACY SAFETY AND CONSUM | -9.15 | 0.195498190 | -1.80 |
| GATHERING/TREATING/DEHYDRATION | LEGACY SAFETY AND CONSUM | -11.10 | 0.195498190 | -2.17 |
| GATHERING/TREATING/DEHYDRATION | LEGACY SAFETY AND CONSUM | -64.14 | 0.195498190 | -12.54 |
| LEASE & FACILITY MAINTENANCE | MEWBOURNE OIL COMPANY | -86.24 | 0.195498190 | -16.86 |
| LEASE & FACILITY MAINTENANCE | GAS WELL SERVICES INC | -23.24 | 0.195498190 | -4.55 |
| LEASE & FACILITY MAINTENANCE | GARNER PUMP & SUPPLY INC | -1.19 | 0.195498190 | -0.24 |
| LEASE & FACILITY MAINTENANCE | GARNER PUMP & SUPPLY INC | -627.19 | 0.195498190 | -122.61 |
| LEASE & FACILITY MAINTENANCE | GARNER PUMP & SUPPLY INC | -85.81 | 0.195498190 | -16.78 |
| LEASE & FACILITY MAINTENANCE | AMERICAN MILLENNIUM COR | -18.12 | 0.195498190 | -3.54 |
| LEASE & FACILITY MAINTENANCE | AMERICAN MILLENNIUM COR | -18.32 | 0.195498190 | -3.58 |
| LEASE & FACILITY MAINTENANCE | TURNCO ENTERPRISES LLC | -190.00 | 0.195498190 | -37.14 |
| LEASE & FACILITY MAINTENANCE | TURNCO ENTERPRISES LLC | -393.69 | 0.195498190 | -76.96 |
| LEASE & FACILITY MAINTENANCE | TURNCO ENTERPRISES LLC | -18.27 | 0.195498190 | -3.57 |
| LEASE & FACILITY MAINTENANCE | TURNCO ENTERPRISES LLC | -71.25 | 0.195498190 | -13.93 |
| LEASE & FACILITY MAINTENANCE | TURNCO ENTERPRISES LLC | -27.70 | 0.195498190 | -5.42 |
| LEASE & FACILITY MAINTENANCE | TURNCO ENTERPRISES LLC | -21.93 | 0.195498190 | -4.29 |
| LEASE & FACILITY MAINTENANCE | TURNCO ENTERPRISES LLC | -43.85 | 0.195498190 | -8.57 |
| LEASE & FACILITY MAINTENANCE | TURNCO ENTERPRISES LLC | -4.62 | 0.195498190 | -0.90 |
| LEASE & FACILITY MAINTENANCE | TURNCO ENTERPRISES LLC | -43.85 | 0.195498190 | -8.57 |
| LEASE & FACILITY MAINTENANCE | TURNCO ENTERPRISES LLC | -274.94 | 0.195498190 | -53.75 |
| LEASE & FACILITY MAINTENANCE | TURNCO ENTERPRISES LLC | -56.93 | 0.195498190 | -11.12 |
| LEASE & FACILITY MAINTENANCE | TURNCO ENTERPRISES LLC | -36.54 | 0.195498190 | -7.14 |
| LEASE & FACILITY MAINTENANCE | TURNCO ENTERPRISES LLC | -14.62 | 0.195498190 | -2.86 |
| LEASE & FACILITY MAINTENANCE | TURNCO ENTERPRISES LLC | -285.00 | 0.195498190 | -55.71 |
| LEASE & FACILITY MAINTENANCE | INGRAM PROFESSIONAL SERV | -118.14 | 0.195498190 | -23.09 |
| LEASE & FACILITY MAINTENANCE | TRINITY OILFIELD SERVICES L | -360.80 | 0.195498190 | -70.54 |
| LEASE & FACILITY MAINTENANCE | EP&S LLC | -45.39 | 0.195498190 | -8.87 |
| LEASE & FACILITY MAINTENANCE | EP&S LLC | -129.39 | 0.195498190 | -25.30 |

10-30-2020

320

MEWBOURNE OIL COMPANY

Page 12

TOM M RAGSDALE
400 N SAM HOUSTON PARKWAY EAST
SUITE 601
HOUSTON, TX 77060

INVOICE NO.: 202010-08226
INVOICE DATE: 10-31-2020
OWNER: 035904-1
BILLING FOR: October 2020

| REFERENCE/DESCRIPTION OF CHARGES | | GROSS CHARGES | WORKING INTEREST | NET CHARGE |
|----------------------------------|----------------------------|---------------|------------------|------------|
| LEASE & FACILITY MAINTENANCE | AY TRUCKING INC | -11.58 | 0.195498190 | -2.27 |
| LEASE & FACILITY MAINTENANCE | AY TRUCKING INC | -24.27 | 0.195498190 | -4.75 |
| LEASE & FACILITY MAINTENANCE | AY TRUCKING INC | -27.90 | 0.195498190 | -5.46 |
| LEASE & FACILITY MAINTENANCE | AY TRUCKING INC | -33.97 | 0.195498190 | -6.64 |
| LEASE & FACILITY MAINTENANCE | AY TRUCKING INC | -94.61 | 0.195498190 | -18.49 |
| LEASE & FACILITY MAINTENANCE | AY TRUCKING INC | -362.68 | 0.195498190 | -70.90 |
| LEASE & FACILITY MAINTENANCE | AY TRUCKING INC | -12.86 | 0.195498190 | -2.51 |
| LEASE & FACILITY MAINTENANCE | AY TRUCKING INC | -11.58 | 0.195498190 | -2.27 |
| LEASE & FACILITY MAINTENANCE | AY TRUCKING INC | -15.29 | 0.195498190 | -2.99 |
| LEASE & FACILITY MAINTENANCE | AY TRUCKING INC | -13.34 | 0.195498190 | -2.61 |
| LEASE & FACILITY MAINTENANCE | LEGACY SAFETY AND CONSUM | -28.27 | 0.195498190 | -5.53 |
| LEASE & FACILITY MAINTENANCE | LEGACY SAFETY AND CONSUM | -38.63 | 0.195498190 | -7.55 |
| LEASE & FACILITY MAINTENANCE | MEWBOURNE OIL COMPANY | -387.50 | 0.195498190 | -75.76 |
| MISCELLANEOUS EQUIPMENT RENTAL | MEWBOURNE OIL COMPANY | -220.50 | 0.195498190 | -43.11 |
| PRIME MOVER / PUMP MAINTENANCE | HR COMPRESSION & SERVICE | -43.33 | 0.195498190 | -8.47 |
| PRIME MOVER / PUMP MAINTENANCE | HR COMPRESSION & SERVICE | -41.63 | 0.195498190 | -8.14 |
| PRIME MOVER / PUMP MAINTENANCE | HR COMPRESSION & SERVICE | -100.02 | 0.195498190 | -19.56 |
| PUMPING | MEWBOURNE OIL COMPANY | -900.00 | 0.195498190 | -175.95 |
| PUMPING | MEWBOURNE OIL COMPANY | -450.00 | 0.195498190 | -87.98 |
| RENTAL SERVICES | GUNS UP SERVICES | -194.39 | 0.195498190 | -38.00 |
| RENTAL SERVICES | GRAVITY OILFIELD SERVICES | -23.52 | 0.195498190 | -4.60 |
| RENTAL SERVICES | GRAVITY OILFIELD SERVICES | -24.31 | 0.195498190 | -4.76 |
| RENTAL SERVICES | GRAVITY OILFIELD SERVICES | -23.52 | 0.195498190 | -4.60 |
| SALT WATER DISPOSAL | OWL SWD OPERATING LLC | -50.12 | 0.195498190 | -9.80 |
| SALT WATER DISPOSAL | OWL SWD OPERATING LLC | -42.73 | 0.195498190 | -8.35 |
| SALT WATER DISPOSAL | OWL SWD OPERATING LLC | -5,299.73 | 0.195498190 | -1,036.09 |
| SALT WATER DISPOSAL | NGL WATER SOLUTIONS PERM | -536.25 | 0.195498190 | -104.84 |
| SALT WATER DISPOSAL | AY TRUCKING INC | -101.90 | 0.195498190 | -19.92 |
| SALT WATER DISPOSAL | AY TRUCKING INC | -135.86 | 0.195498190 | -26.56 |
| SALT WATER DISPOSAL | LIMESTONE BASIN PROPERTIES | -348.83 | 0.195498190 | -68.20 |
| SITE RESTORATION & EXCAVATION | SUNDANCE SERVICES WEST INC | -189.14 | 0.195498190 | -36.98 |
| SITE RESTORATION & EXCAVATION | SUNDANCE SERVICES WEST INC | -10.95 | 0.195498190 | -2.13 |
| OVERHEAD-FIXED RATE | MEWBOURNE OIL COMPANY | -881.16 | 0.195500000 | -172.27 |
| COMPANY SUPERVISION | MEWBOURNE OIL COMPANY | 956.25 | 0.196991940 | 188.38 |
| COMPANY SUPERVISION | MEWBOURNE OIL COMPANY | 318.75 | 0.196991940 | 62.80 |
| COMPANY SUPERVISION | MEWBOURNE OIL COMPANY | 318.75 | 0.196991940 | 62.80 |
| COMPANY SUPERVISION | MEWBOURNE OIL COMPANY | 1,160.25 | 0.196991940 | 228.56 |
| COMPANY SUPERVISION | MEWBOURNE OIL COMPANY | 420.75 | 0.196991940 | 82.89 |
| COMPRESSOR MAINTENANCE | G&A FABRICATION LLC | 141.92 | 0.196991940 | 27.96 |
| COMPRESSOR MAINTENANCE | G&A FABRICATION LLC | 141.92 | 0.196991940 | 27.96 |
| COMPRESSOR MAINTENANCE | G&A FABRICATION LLC | 141.92 | 0.196991940 | 27.96 |
| COMPRESSOR MAINTENANCE | G&A FABRICATION LLC | 113.41 | 0.196991940 | 22.34 |

10-30-2020

321

MEWBOURNE OIL COMPANY

Page 13

TOM M RAGSDALE
400 N SAM HOUSTON PARKWAY EAST
SUITE 601
HOUSTON, TX 77060

INVOICE NO.: 202010-08226
INVOICE DATE: 10-31-2020
OWNER: 035904-1
BILLING FOR: October 2020

| REFERENCE/DESCRIPTION OF CHARGES | | GROSS CHARGES | WORKING INTEREST | NET CHARGE |
|----------------------------------|-----------------------------|------------------|---------------------|---------------|
| COMPRESSOR MAINTENANCE | G&A FABRICATION LLC | 141.92 | 0.196991940 | 27.96 |
| FUEL/ POWER / ELECTRICAL | XCEL ENERGY | 352.05 | 0.196991940 | 69.35 |
| GATHERING/TREATING/DEHYDRATION | LEGACY SAFETY AND CONSUM | 9.15 | 0.196991940 | 1.81 |
| GATHERING/TREATING/DEHYDRATION | LEGACY SAFETY AND CONSUM | 11.10 | 0.196991940 | 2.19 |
| GATHERING/TREATING/DEHYDRATION | LEGACY SAFETY AND CONSUM | 64.14 | 0.196991940 | 12.64 |
| LEASE & FACILITY MAINTENANCE | MEWBOURNE OIL COMPANY | 86.24 | 0.196991940 | 16.99 |
| LEASE & FACILITY MAINTENANCE | GAS WELL SERVICES INC | 23.24 | 0.196991940 | 4.58 |
| LEASE & FACILITY MAINTENANCE | GARNER PUMP & SUPPLY INC | 1.19 | 0.196991940 | 0.24 |
| LEASE & FACILITY MAINTENANCE | GARNER PUMP & SUPPLY INC | 627.19 | 0.196991940 | 123.55 |
| LEASE & FACILITY MAINTENANCE | GARNER PUMP & SUPPLY INC | 85.81 | 0.196991940 | 16.91 |
| LEASE & FACILITY MAINTENANCE | AMERICAN MILLENNIUM COR | 18.12 | 0.196991940 | 3.57 |
| LEASE & FACILITY MAINTENANCE | AMERICAN MILLENNIUM COR | 18.32 | 0.196991940 | 3.61 |
| LEASE & FACILITY MAINTENANCE | TURNCO ENTERPRISES LLC | 190.00 | 0.196991940 | 37.42 |
| LEASE & FACILITY MAINTENANCE | TURNCO ENTERPRISES LLC | 393.69 | 0.196991940 | 77.55 |
| LEASE & FACILITY MAINTENANCE | TURNCO ENTERPRISES LLC | 18.27 | 0.196991940 | 3.60 |
| LEASE & FACILITY MAINTENANCE | TURNCO ENTERPRISES LLC | 71.25 | 0.196991940 | 14.04 |
| LEASE & FACILITY MAINTENANCE | TURNCO ENTERPRISES LLC | 27.70 | 0.196991940 | 5.46 |
| LEASE & FACILITY MAINTENANCE | TURNCO ENTERPRISES LLC | 21.93 | 0.196991940 | 4.32 |
| LEASE & FACILITY MAINTENANCE | TURNCO ENTERPRISES LLC | 43.85 | 0.196991940 | 8.64 |
| LEASE & FACILITY MAINTENANCE | TURNCO ENTERPRISES LLC | 4.62 | 0.196991940 | 0.91 |
| LEASE & FACILITY MAINTENANCE | TURNCO ENTERPRISES LLC | 43.85 | 0.196991940 | 8.64 |
| LEASE & FACILITY MAINTENANCE | TURNCO ENTERPRISES LLC | 274.94 | 0.196991940 | 54.16 |
| LEASE & FACILITY MAINTENANCE | TURNCO ENTERPRISES LLC | 56.93 | 0.196991940 | 11.21 |
| LEASE & FACILITY MAINTENANCE | TURNCO ENTERPRISES LLC | 36.54 | 0.196991940 | 7.19 |
| LEASE & FACILITY MAINTENANCE | TURNCO ENTERPRISES LLC | 14.62 | 0.196991940 | 2.88 |
| LEASE & FACILITY MAINTENANCE | TURNCO ENTERPRISES LLC | 285.00 | 0.196991940 | 56.14 |
| LEASE & FACILITY MAINTENANCE | INGRAM PROFESSIONAL SERV | 118.14 | 0.196991940 | 23.27 |
| LEASE & FACILITY MAINTENANCE | TRINITY OILFIELD SERVICES & | 360.80 | 0.196991940 | 71.08 |
| LEASE & FACILITY MAINTENANCE | EP&S LLC | 45.39 | 0.196991940 | 8.94 |
| LEASE & FACILITY MAINTENANCE | EP&S LLC | 129.39 | 0.196991940 | 25.49 |
| LEASE & FACILITY MAINTENANCE | AY TRUCKING INC | 11.58 | 0.196991940 | 2.29 |
| LEASE & FACILITY MAINTENANCE | AY TRUCKING INC | 24.27 | 0.196991940 | 4.79 |
| LEASE & FACILITY MAINTENANCE | AY TRUCKING INC | 27.90 | 0.196991940 | 5.50 |
| LEASE & FACILITY MAINTENANCE | AY TRUCKING INC | 33.97 | 0.196991940 | 6.69 |
| LEASE & FACILITY MAINTENANCE | AY TRUCKING INC | 94.61 | 0.196991940 | 18.63 |
| LEASE & FACILITY MAINTENANCE | AY TRUCKING INC | 362.68 | 0.196991940 | 71.44 |
| LEASE & FACILITY MAINTENANCE | AY TRUCKING INC | 12.86 | 0.196991940 | 2.53 |
| LEASE & FACILITY MAINTENANCE | AY TRUCKING INC | 11.58 | 0.196991940 | 2.29 |
| LEASE & FACILITY MAINTENANCE | AY TRUCKING INC | 15.29 | 0.196991940 | 3.01 |
| LEASE & FACILITY MAINTENANCE | AY TRUCKING INC | 13.34 | 0.196991940 | 2.63 |
| LEASE & FACILITY MAINTENANCE | LEGACY SAFETY AND CONSUM | 28.27 | 0.196991940 | 5.57 |
| LEASE & FACILITY MAINTENANCE | LEGACY SAFETY AND CONSUM | 38.63 | 0.196991940 | 7.61 |

10-30-2020

322

MEWBOURNE OIL COMPANY

Page 14

TOM M RAGSDALE
400 N SAM HOUSTON PARKWAY EAST
SUITE 601
HOUSTON, TX 77060

INVOICE NO.: 202010-08226
INVOICE DATE: 10-31-2020
OWNER: 035904-1
BILLING FOR: October 2020

| REFERENCE/DESCRIPTION OF CHARGES | | GROSS CHARGES | WORKING INTEREST | NET CHARGE |
|---|---------------------------|------------------|---------------------|---------------|
| LEASE & FACILITY MAINTENANCE | MEWBOURNE OIL COMPANY | 387.50 | 0.196991940 | 76.34 |
| MISCELLANEOUS EQUIPMENT RENTAL | MEWBOURNE OIL COMPANY | 220.50 | 0.196991940 | 43.44 |
| PRIME MOVER / PUMP MAINTENANCE | HR COMPRESSION & SERVICE | 43.33 | 0.196991940 | 8.53 |
| PRIME MOVER / PUMP MAINTENANCE | HR COMPRESSION & SERVICE | 41.63 | 0.196991940 | 8.20 |
| PRIME MOVER / PUMP MAINTENANCE | HR COMPRESSION & SERVICE | 100.02 | 0.196991940 | 19.71 |
| PUMPING | MEWBOURNE OIL COMPANY | 900.00 | 0.196991940 | 177.29 |
| PUMPING | MEWBOURNE OIL COMPANY | 450.00 | 0.196991940 | 88.65 |
| RENTAL SERVICES | GUNS UP SERVICES | 194.39 | 0.196991940 | 38.29 |
| RENTAL SERVICES | GRAVITY OILFIELD SERVICES | 23.52 | 0.196991940 | 4.64 |
| RENTAL SERVICES | GRAVITY OILFIELD SERVICES | 24.31 | 0.196991940 | 4.80 |
| RENTAL SERVICES | GRAVITY OILFIELD SERVICES | 23.52 | 0.196991940 | 4.64 |
| SALT WATER DISPOSAL | OWL SWD OPERATING LLC | 50.12 | 0.196991940 | 9.87 |
| SALT WATER DISPOSAL | OWL SWD OPERATING LLC | 42.73 | 0.196991940 | 8.41 |
| SALT WATER DISPOSAL | OWL SWD OPERATING LLC | 5,299.73 | 0.196991940 | 1,044.01 |
| SALT WATER DISPOSAL | NGL WATER SOLUTIONS PERM | 536.25 | 0.196991940 | 105.64 |
| SALT WATER DISPOSAL | AY TRUCKING INC | 101.90 | 0.196991940 | 20.07 |
| SALT WATER DISPOSAL | AY TRUCKING INC | 135.86 | 0.196991940 | 26.76 |
| SALT WATER DISPOSAL | LIMESTONE BASIN PROPERTIE | 348.83 | 0.196991940 | 68.72 |
| SITE RESTORATION & EXCAVATION | SUNDANCE SERVICES WEST IN | 189.14 | 0.196991940 | 37.26 |
| SITE RESTORATION & EXCAVATION | SUNDANCE SERVICES WEST IN | 10.95 | 0.196991940 | 2.15 |
| OVERHEAD-FIXED RATE | MEWBOURNE OIL COMPANY | 881.16 | 0.197000000 | 173.58 |
| Total Lease Operating Expense Cost | | 0.00 | | 26.86 |
| <u>Lease Operating Expense</u> | | | | |
| AUTOMATION MAINTENANCE | AMERICAN MILLENNIUM COR | 19.30 | 0.196991940 | 3.80 |
| AUTOMATION MAINTENANCE | TANKLOGIX LLC | 2,464.89 | 0.196991940 | 485.55 |
| CHEMICALS-WATER TREATING | CATALYST OILFIELD SERVICE | 1,146.72 | 0.196991940 | 225.89 |
| COMPANY SUPERVISION | MEWBOURNE OIL COMPANY | 1,762.50 | 0.196991940 | 347.20 |
| COMPANY SUPERVISION | MEWBOURNE OIL COMPANY | 293.75 | 0.196991940 | 57.86 |
| COMPANY SUPERVISION | MEWBOURNE OIL COMPANY | 693.25 | 0.196991940 | 136.56 |
| COMPANY SUPERVISION | MEWBOURNE OIL COMPANY | 1,175.00 | 0.196991940 | 231.46 |
| EMISSIONS CONTROL EQUIPMENT MAINTENANCE | G&A FABRICATION LLC | 152.36 | 0.196991940 | 30.01 |
| EMISSIONS CONTROL EQUIPMENT MAINTENANCE | VAPROX LLC | 135.90 | 0.196991940 | 26.77 |
| FUEL/ POWER / ELECTRICAL | XCEL ENERGY | 289.73 | 0.196991940 | 57.07 |
| GATHERING/TREATING/DEHYDRATION | LEGACY SAFETY AND CONSUM | 31.86 | 0.196991940 | 6.28 |
| LEASE & FACILITY | MEWBOURNE OIL COMPANY | 350.00 | 0.196991940 | 68.95 |
| LEASE & FACILITY | MEWBOURNE OIL COMPANY | 175.00 | 0.196991940 | 34.47 |
| LEASE & FACILITY MAINTENANCE | T&J VALVE | 136.99 | 0.196991940 | 26.99 |
| LEASE & FACILITY MAINTENANCE | CUSTOM WELDING OF HOBBS | 894.09 | 0.196991940 | 176.12 |
| LEASE & FACILITY MAINTENANCE | K&S OILFIELD SUPPLIES LLC | 379.71 | 0.196991940 | 74.80 |
| LEASE & FACILITY MAINTENANCE | K&S OILFIELD SUPPLIES LLC | 227.94 | 0.196991940 | 44.91 |
| LEASE & FACILITY MAINTENANCE | K&S OILFIELD SUPPLIES LLC | 19.54 | 0.196991940 | 3.85 |

10-30-2020

323

MEWBOURNE OIL COMPANY

Page 15

TOM M RAGSDALE
400 N SAM HOUSTON PARKWAY EAST
SUITE 601
HOUSTON, TX 77060

INVOICE NO.: 202010-08226
INVOICE DATE: 10-31-2020
OWNER: 035904-1
BILLING FOR: October 2020

| REFERENCE/DESCRIPTION OF CHARGES | | GROSS CHARGES | WORKING INTEREST | NET CHARGE |
|---|-----------------------------|---------------|------------------|------------|
| LEASE & FACILITY MAINTENANCE | K&S OILFIELD SUPPLIES LLC | 130.58 | 0.196991940 | 25.72 |
| LEASE & FACILITY MAINTENANCE | TRM LLC | 135.87 | 0.196991940 | 26.77 |
| LEASE & FACILITY MAINTENANCE | TURNCO ENTERPRISES LLC | 213.75 | 0.196991940 | 42.10 |
| LEASE & FACILITY MAINTENANCE | TURNCO ENTERPRISES LLC | 95.00 | 0.196991940 | 18.71 |
| LEASE & FACILITY MAINTENANCE | TURNCO ENTERPRISES LLC | 142.50 | 0.196991940 | 28.08 |
| LEASE & FACILITY MAINTENANCE | TURNCO ENTERPRISES LLC | 118.75 | 0.196991940 | 23.39 |
| LEASE & FACILITY MAINTENANCE | TURNCO ENTERPRISES LLC | 322.44 | 0.196991940 | 63.52 |
| LEASE & FACILITY MAINTENANCE | TURNCO ENTERPRISES LLC | 51.16 | 0.196991940 | 10.08 |
| LEASE & FACILITY MAINTENANCE | TURNCO ENTERPRISES LLC | 118.75 | 0.196991940 | 23.39 |
| LEASE & FACILITY MAINTENANCE | TURNCO ENTERPRISES LLC | 13.08 | 0.196991940 | 2.58 |
| LEASE & FACILITY MAINTENANCE | TURNCO ENTERPRISES LLC | 42.50 | 0.196991940 | 8.37 |
| LEASE & FACILITY MAINTENANCE | TRINITY OILFIELD SERVICES & | 72.53 | 0.196991940 | 14.29 |
| LEASE & FACILITY MAINTENANCE | TRINITY OILFIELD SERVICES & | 34.30 | 0.196991940 | 6.76 |
| LEASE & FACILITY MAINTENANCE | TRINITY OILFIELD SERVICES & | 31.65 | 0.196991940 | 6.23 |
| LEASE & FACILITY MAINTENANCE | TRINITY OILFIELD SERVICES & | 31.65 | 0.196991940 | 6.23 |
| LEASE & FACILITY MAINTENANCE | TRINITY OILFIELD SERVICES & | 60.00 | 0.196991940 | 11.82 |
| LEASE & FACILITY MAINTENANCE | TRINITY OILFIELD SERVICES & | 111.43 | 0.196991940 | 21.95 |
| LEASE & FACILITY MAINTENANCE | EP&S LLC | 65.53 | 0.196991940 | 12.91 |
| MISCELLANEOUS EQUIPMENT RENTAL | MEWBOURNE OIL COMPANY | 260.40 | 0.196991940 | 51.30 |
| OVERHEAD-FIXED RATE | MEWBOURNE OIL COMPANY | 881.16 | 0.196991940 | 173.58 |
| PRIME MOVER / PUMP MAINTENANCE | HR COMPRESSION & SERVICE | 243.24 | 0.196991940 | 47.91 |
| PUMPING | MEWBOURNE OIL COMPANY | 850.00 | 0.196991940 | 167.44 |
| PUMPING | MEWBOURNE OIL COMPANY | 425.00 | 0.196991940 | 83.72 |
| RENTAL SERVICES | NATURAL GAS SERVICES GRO | 3,837.06 | 0.196991940 | 755.87 |
| RENTAL SERVICES | MICO RENTALS | 40.26 | 0.196991940 | 7.93 |
| RENTAL SERVICES | GRAVITY OILFIELD SERVICES | 23.46 | 0.196991940 | 4.62 |
| RENTAL SERVICES | GRAVITY OILFIELD SERVICES | 22.70 | 0.196991940 | 4.47 |
| SALT WATER DISPOSAL | TRINITY OILFIELD SERVICES & | 39.57 | 0.196991940 | 7.79 |
| SALT WATER DISPOSAL | TRINITY OILFIELD SERVICES & | 32.97 | 0.196991940 | 6.49 |
| SALT WATER DISPOSAL | TRINITY OILFIELD SERVICES & | 51.43 | 0.196991940 | 10.14 |
| SALT WATER DISPOSAL | OWL SWD OPERATING LLC | 3,627.85 | 0.196991940 | 714.65 |
| SALT WATER DISPOSAL | OWL SWD OPERATING LLC | 2,360.08 | 0.196991940 | 464.92 |
| SALT WATER DISPOSAL | LIMESTONE BASIN PROPERTIE | 155.25 | 0.196991940 | 30.59 |
| SITE RESTORATION & EXCAVATION | SUNDANCE SERVICES WEST I | 52.31 | 0.196991940 | 10.30 |
| Total Lease Operating Expense Cost | | 25,042.74 | | 4,933.16 |
| 62906000-30 SUBTOTAL | | 25,042.74 | | 4,998.67 |
| PROPERTY 62906000 TOTAL | | 25,042.74 | | 4,977.13 |
| PROPERTY: 62915000 62915000-20 CREEDENCE 21/16 W0ED ST COM 2H | | | | |
| <u>Intangible Well Cost</u> | | | | |
| STIMULATION TOE PREPARATION | GUNS UP SERVICES | 1,275.06 | 0.006363620 | 8.11 |
| Total Intangible Well Cost Cost | | 1,275.06 | | 8.11 |

10-30-2020

324

MEWBOURNE OIL COMPANY

Page 16

TOM M RAGSDALE
400 N SAM HOUSTON PARKWAY EAST
SUITE 601
HOUSTON, TX 77060

INVOICE NO.: 202010-08226
INVOICE DATE: 10-31-2020
OWNER: 035904-1
BILLING FOR: October 2020

| REFERENCE/DESCRIPTION OF CHARGES | | GROSS CHARGES | WORKING INTEREST | NET CHARGE |
|--|---------------------------|------------------|---------------------|---------------|
| 62915000-20 SUBTOTAL | | 1,275.06 | 8.11 | |
| PROPERTY: 62915000 62915000-30 CREEDENCE 21/16 W0ED ST COM 2H | | | | |
| <u>Lease Operating Expense</u> | | | | |
| AUTOMATION MAINTENANCE | AMERICAN MILLENNIUM COR | 15.76 | 0.006363620 | 0.10 |
| COMPANY SUPERVISION | MEWBOURNE OIL COMPANY | 3,025.00 | 0.006363620 | 19.25 |
| COMPANY SUPERVISION | MEWBOURNE OIL COMPANY | 587.50 | 0.006363620 | 3.74 |
| COMPANY SUPERVISION | MEWBOURNE OIL COMPANY | 1,562.75 | 0.006363620 | 9.94 |
| COMPANY SUPERVISION | MEWBOURNE OIL COMPANY | 587.50 | 0.006363620 | 3.74 |
| COMPANY SUPERVISION | MEWBOURNE OIL COMPANY | 587.50 | 0.006363620 | 3.74 |
| EMISSIONS CONTROL EQUIPMENT MAINTENANCE | G&A FABRICATION LLC | 91.83 | 0.006363620 | 0.58 |
| EMISSIONS CONTROL EQUIPMENT MAINTENANCE | BRYAN SERVICE AND SUPPLY | 623.24 | 0.006363620 | 3.97 |
| EMISSIONS CONTROL EQUIPMENT MAINTENANCE | AUTOMATED WELLHEAD COM | 290.08 | 0.006363620 | 1.85 |
| EMISSIONS CONTROL EQUIPMENT MAINTENANCE | AUTOMATED WELLHEAD COM | 274.97 | 0.006363620 | 1.75 |
| EMISSIONS CONTROL EQUIPMENT MAINTENANCE | AUTOMATED WELLHEAD COM | 98.55 | 0.006363620 | 0.63 |
| EMISSIONS CONTROL EQUIPMENT MAINTENANCE | AUTOMATED WELLHEAD COM | 233.12 | 0.006363620 | 1.48 |
| EMISSIONS CONTROL EQUIPMENT MAINTENANCE | AUTOMATED WELLHEAD COM | 378.81 | 0.006363620 | 2.41 |
| EMISSIONS CONTROL EQUIPMENT MAINTENANCE | AUTOMATED WELLHEAD COM | 174.83 | 0.006363620 | 1.11 |
| EMISSIONS CONTROL EQUIPMENT MAINTENANCE | AUTOMATED WELLHEAD COM | 272.85 | 0.006363620 | 1.74 |
| EMISSIONS CONTROL EQUIPMENT MAINTENANCE | AUTOMATED WELLHEAD COM | 147.29 | 0.006363620 | 0.94 |
| FUEL/ POWER / ELECTRICAL | XCEL ENERGY | 4,408.21 | 0.006363620 | 28.05 |
| LEASE & FACILITY | MEWBOURNE OIL COMPANY | 350.00 | 0.006363620 | 2.23 |
| LEASE & FACILITY | MEWBOURNE OIL COMPANY | 700.00 | 0.006363620 | 4.45 |
| LEASE & FACILITY | MEWBOURNE OIL COMPANY | 175.00 | 0.006363620 | 1.11 |
| LEASE & FACILITY MAINTENANCE | KEYSTONE PUMP & SUPPLY LI | 10.30 | 0.006363620 | 0.07 |
| LEASE & FACILITY MAINTENANCE | KEYSTONE PUMP & SUPPLY LI | 152.53 | 0.006363620 | 0.97 |
| LEASE & FACILITY MAINTENANCE | KEYSTONE PUMP & SUPPLY LI | 298.52 | 0.006363620 | 1.90 |
| LEASE & FACILITY MAINTENANCE | TURNCO ENTERPRISES LLC | 59.98 | 0.006363620 | 0.38 |
| LEASE & FACILITY MAINTENANCE | TURNCO ENTERPRISES LLC | 100.00 | 0.006363620 | 0.64 |
| LEASE & FACILITY MAINTENANCE | TURNCO ENTERPRISES LLC | 75.00 | 0.006363620 | 0.48 |
| LEASE & FACILITY MAINTENANCE | TURNCO ENTERPRISES LLC | 50.00 | 0.006363620 | 0.32 |
| LEASE & FACILITY MAINTENANCE | TURNCO ENTERPRISES LLC | 150.00 | 0.006363620 | 0.95 |
| LEASE & FACILITY MAINTENANCE | TURNCO ENTERPRISES LLC | 125.00 | 0.006363620 | 0.80 |
| LEASE & FACILITY MAINTENANCE | INGRAM PROFESSIONAL SERV | 265.79 | 0.006363620 | 1.69 |
| OVERHEAD-FIXED RATE | MEWBOURNE OIL COMPANY | 881.16 | 0.006363620 | 5.61 |
| PUMPING | MEWBOURNE OIL COMPANY | 850.00 | 0.006363620 | 5.41 |
| PUMPING | MEWBOURNE OIL COMPANY | 850.00 | 0.006363620 | 5.41 |
| SALT WATER DISPOSAL | MEWBOURNE OIL COMPANY | 65,799.10 | 0.006363620 | 418.72 |
| Total Lease Operating Expense Cost | | 84,252.17 | | 536.16 |
| 62915000-30 SUBTOTAL | | 84,252.17 | 536.16 | |
| PROPERTY 62915000 TOTAL | | 85,527.23 | 544.27 | |

10-30-2020

325

MEWBOURNE OIL COMPANY

Page 17

TOM M RAGSDALE
400 N SAM HOUSTON PARKWAY EAST
SUITE 601
HOUSTON, TX 77060

INVOICE NO.: 202010-08226
INVOICE DATE: 10-31-2020
OWNER: 035904-1
BILLING FOR: October 2020

| REFERENCE/DESCRIPTION OF CHARGES | GROSS CHARGES | WORKING INTEREST | NET CHARGE |
|--|-----------------|------------------|---------------|
| 62915000PREPAYMENTS | | | -81.74 |
| PROPERTY: 62916000 62916000-20 CREEDENCE 21/16 WIED ST COM 1H | | | |
| <u>Intangible Well Cost</u> | | | |
| STIMULATION TOE PREPARATION GUNS UP SERVICES | 1,275.01 | 0.006363620 | 8.11 |
| Total Intangible Well Cost Cost | 1,275.01 | | 8.11 |
| 62916000-20 SUBTOTAL | 1,275.01 | 8.11 | |
| PROPERTY: 62916000 62916000-30 CREEDENCE 21/16 WIED ST COM 1H | | | |
| <u>Lease Operating Expense</u> | | | |
| AUTOMATION MAINTENANCE AMERICAN MILLENNIUM COR | 15.77 | 0.006363620 | 0.10 |
| COMPANY SUPERVISION MEWBOURNE OIL COMPANY | 2,750.00 | 0.006363620 | 17.50 |
| COMPANY SUPERVISION MEWBOURNE OIL COMPANY | 587.50 | 0.006363620 | 3.74 |
| COMPANY SUPERVISION MEWBOURNE OIL COMPANY | 399.50 | 0.006363620 | 2.54 |
| COMPANY SUPERVISION MEWBOURNE OIL COMPANY | 587.50 | 0.006363620 | 3.74 |
| COMPANY SUPERVISION MEWBOURNE OIL COMPANY | 587.50 | 0.006363620 | 3.74 |
| EMISSIONS CONTROL EQUIPMENT MAINTENANCE G&A FABRICATION LLC | 91.83 | 0.006363620 | 0.58 |
| EMISSIONS CONTROL EQUIPMENT MAINTENANCE BRYAN SERVICE AND SUPPLY | 623.22 | 0.006363620 | 3.97 |
| EMISSIONS CONTROL EQUIPMENT MAINTENANCE AUTOMATED WELLHEAD COM | 290.03 | 0.006363620 | 1.85 |
| EMISSIONS CONTROL EQUIPMENT MAINTENANCE AUTOMATED WELLHEAD COM | 274.96 | 0.006363620 | 1.75 |
| EMISSIONS CONTROL EQUIPMENT MAINTENANCE AUTOMATED WELLHEAD COM | 98.53 | 0.006363620 | 0.63 |
| EMISSIONS CONTROL EQUIPMENT MAINTENANCE AUTOMATED WELLHEAD COM | 233.10 | 0.006363620 | 1.48 |
| EMISSIONS CONTROL EQUIPMENT MAINTENANCE AUTOMATED WELLHEAD COM | 378.79 | 0.006363620 | 2.41 |
| EMISSIONS CONTROL EQUIPMENT MAINTENANCE AUTOMATED WELLHEAD COM | 174.83 | 0.006363620 | 1.11 |
| EMISSIONS CONTROL EQUIPMENT MAINTENANCE AUTOMATED WELLHEAD COM | 272.84 | 0.006363620 | 1.74 |
| EMISSIONS CONTROL EQUIPMENT MAINTENANCE AUTOMATED WELLHEAD COM | 147.28 | 0.006363620 | 0.94 |
| FUEL/ POWER / ELECTRICAL XCEL ENERGY | 4,288.38 | 0.006363620 | 27.29 |
| LEASE & FACILITY MEWBOURNE OIL COMPANY | 350.00 | 0.006363620 | 2.23 |
| LEASE & FACILITY MEWBOURNE OIL COMPANY | 175.00 | 0.006363620 | 1.11 |
| LEASE & FACILITY MEWBOURNE OIL COMPANY | 413.00 | 0.006363620 | 2.63 |
| LEASE & FACILITY MAINTENANCE KEYSTONE PUMP & SUPPLY LI | 10.29 | 0.006363620 | 0.07 |
| LEASE & FACILITY MAINTENANCE KEYSTONE PUMP & SUPPLY LI | 152.55 | 0.006363620 | 0.97 |
| LEASE & FACILITY MAINTENANCE KEYSTONE PUMP & SUPPLY LI | 298.54 | 0.006363620 | 1.90 |
| LEASE & FACILITY MAINTENANCE TURNCO ENTERPRISES LLC | 59.97 | 0.006363620 | 0.38 |
| LEASE & FACILITY MAINTENANCE TURNCO ENTERPRISES LLC | 100.00 | 0.006363620 | 0.64 |
| LEASE & FACILITY MAINTENANCE TURNCO ENTERPRISES LLC | 75.00 | 0.006363620 | 0.48 |
| LEASE & FACILITY MAINTENANCE TURNCO ENTERPRISES LLC | 50.00 | 0.006363620 | 0.32 |
| LEASE & FACILITY MAINTENANCE TURNCO ENTERPRISES LLC | 150.00 | 0.006363620 | 0.95 |
| LEASE & FACILITY MAINTENANCE TURNCO ENTERPRISES LLC | 125.00 | 0.006363620 | 0.80 |
| LEASE & FACILITY MAINTENANCE INGRAM PROFESSIONAL SERV | 265.71 | 0.006363620 | 1.69 |
| OVERHEAD-FIXED RATE MEWBOURNE OIL COMPANY | 881.16 | 0.006363620 | 5.61 |
| PUMPING MEWBOURNE OIL COMPANY | 850.00 | 0.006363620 | 5.41 |
| PUMPING MEWBOURNE OIL COMPANY | 850.00 | 0.006363620 | 5.41 |

10-30-2020

326

MEWBOURNE OIL COMPANY

Page 18

TOM M RAGSDALE
400 N SAM HOUSTON PARKWAY EAST
SUITE 601
HOUSTON, TX 77060

INVOICE NO.: 202010-08226
INVOICE DATE: 10-31-2020
OWNER: 035904-1
BILLING FOR: October 2020

| REFERENCE/DESCRIPTION OF CHARGES | | GROSS CHARGES | WORKING INTEREST | NET CHARGE |
|--|---------------------------|------------------|------------------|----------------|
| SALT WATER DISPOSAL | MEWBOURNE OIL COMPANY | 63,773.02 | 0.006363620 | 405.83 |
| Total Lease Operating Expense Cost | | 80,380.80 | | 511.54 |
| 62916000-30 SUBTOTAL | | 80,380.80 | 511.54 | |
| PROPERTY 62916000 TOTAL | | 81,655.81 | 519.65 | |
| 62916000PREPAYMENTS | | | | -519.65 |
| PROPERTY: 62958000 62958000-20 GAZELLE 22 B3MD FED COM 1H | | | | |
| <u>Tangible Well Cost</u> | | | | |
| DRILLING HEAD | MEWBOURNE OIL COMPANY | 14,420.25 | 0.195498190 | 2,819.13 |
| DRILLING HEAD | MEWBOURNE OIL COMPANY | -14,420.25 | 0.196991940 | -2,840.67 |
| Total Tangible Well Cost Cost | | 0.00 | | -21.54 |
| 62958000-20 SUBTOTAL | | 0.00 | -21.54 | |
| PROPERTY: 62958000 62958000-30 GAZELLE 22 B3MD FED COM 1H | | | | |
| <u>Lease Operating Expense</u> | | | | |
| ADVALOREM TAXES | LEA COUNTY TREASURER | -5.28 | 0.195498190 | -1.03 |
| COMPANY SUPERVISION | MEWBOURNE OIL COMPANY | -637.50 | 0.195498190 | -124.63 |
| COMPANY SUPERVISION | MEWBOURNE OIL COMPANY | -637.50 | 0.195498190 | -124.63 |
| COMPANY SUPERVISION | MEWBOURNE OIL COMPANY | -1,275.00 | 0.195498190 | -249.26 |
| COMPANY SUPERVISION | MEWBOURNE OIL COMPANY | -433.50 | 0.195498190 | -84.75 |
| COMPRESSOR MAINTENANCE | G&A FABRICATION LLC | -175.86 | 0.195498190 | -34.38 |
| COMPRESSOR MAINTENANCE | G&A FABRICATION LLC | -141.92 | 0.195498190 | -27.75 |
| COMPRESSOR MAINTENANCE | G&A FABRICATION LLC | -141.92 | 0.195498190 | -27.75 |
| FUEL/ POWER / ELECTRICAL | XCEL ENERGY | -423.87 | 0.195498190 | -82.86 |
| LEASE & FACILITY MAINTENANCE | MEWBOURNE OIL COMPANY | -95.10 | 0.195498190 | -18.59 |
| LEASE & FACILITY MAINTENANCE | AMERICAN MILLENNIUM COR | -21.42 | 0.195498190 | -4.19 |
| LEASE & FACILITY MAINTENANCE | K&S OILFIELD SUPPLIES LLC | -108.44 | 0.195498190 | -21.20 |
| LEASE & FACILITY MAINTENANCE | K&S OILFIELD SUPPLIES LLC | -116.42 | 0.195498190 | -22.76 |
| LEASE & FACILITY MAINTENANCE | CARLSBAD AUTOMATION SER | -257.70 | 0.195498190 | -50.38 |
| LEASE & FACILITY MAINTENANCE | TURNCO ENTERPRISES LLC | -71.25 | 0.195498190 | -13.93 |
| LEASE & FACILITY MAINTENANCE | TURNCO ENTERPRISES LLC | -21.92 | 0.195498190 | -4.29 |
| LEASE & FACILITY MAINTENANCE | TURNCO ENTERPRISES LLC | -43.84 | 0.195498190 | -8.57 |
| LEASE & FACILITY MAINTENANCE | TURNCO ENTERPRISES LLC | -322.44 | 0.195498190 | -63.03 |
| LEASE & FACILITY MAINTENANCE | MEWBOURNE OIL COMPANY | -387.50 | 0.195498190 | -75.76 |
| LEASE & FACILITY MAINTENANCE | MEWBOURNE OIL COMPANY | -387.50 | 0.195498190 | -75.76 |
| MISCELLANEOUS EQUIPMENT RENTAL | MEWBOURNE OIL COMPANY | -147.00 | 0.195498190 | -28.74 |
| PRIME MOVER / PUMP MAINTENANCE | ODESSA PUMPS & EQUIPMENT | -57.28 | 0.195498190 | -11.20 |
| PRIME MOVER / PUMP MAINTENANCE | HR COMPRESSION & SERVICE | -660.04 | 0.195498190 | -129.03 |
| PROFESSIONAL SERVICES | PRICE ENERGY CONSULTING I | -60.00 | 0.195498190 | -11.73 |
| PUMPING | MEWBOURNE OIL COMPANY | -875.00 | 0.195498190 | -171.06 |
| PUMPING | MEWBOURNE OIL COMPANY | -656.25 | 0.195498190 | -128.30 |
| RENTAL SERVICES | GUNS UP SERVICES | -113.58 | 0.195498190 | -22.20 |

10-30-2020

327

MEWBOURNE OIL COMPANY

Page 19

TOM M RAGSDALE
400 N SAM HOUSTON PARKWAY EAST
SUITE 601
HOUSTON, TX 77060

INVOICE NO.: 202010-08226
INVOICE DATE: 10-31-2020
OWNER: 035904-1
BILLING FOR: October 2020

| REFERENCE/DESCRIPTION OF CHARGES | | GROSS CHARGES | WORKING INTEREST | NET CHARGE |
|----------------------------------|-----------------------------|------------------|---------------------|---------------|
| RENTAL SERVICES | GUNS UP SERVICES | -30.28 | 0.195498190 | -5.92 |
| RENTAL SERVICES | BASELINE ENERGY SERVICES | -59.92 | 0.195498190 | -11.72 |
| RENTAL SERVICES | KODIAK GAS SERVICES LLC | -937.05 | 0.195498190 | -183.19 |
| RENTAL SERVICES | KODIAK GAS SERVICES LLC | -4,747.51 | 0.195498190 | -928.13 |
| SALT WATER DISPOSAL | OWL SWD OPERATING LLC | -4,291.74 | 0.195498190 | -839.02 |
| SALT WATER DISPOSAL | NGL WATER SOLUTIONS PERM | -118.67 | 0.195498190 | -23.20 |
| SALT WATER DISPOSAL | LIMESTONE BASIN PROPERTIE | -282.50 | 0.195498190 | -55.23 |
| SITE RESTORATION & EXCAVATION | TRINITY OILFIELD SERVICES & | -127.08 | 0.195498190 | -24.84 |
| OVERHEAD-FIXED RATE | MEWBOURNE OIL COMPANY | -881.16 | 0.195500000 | -172.27 |
| ADVALOREM TAXES | LEA COUNTY TREASURER | 5.28 | 0.196991940 | 1.04 |
| COMPANY SUPERVISION | MEWBOURNE OIL COMPANY | 637.50 | 0.196991940 | 125.58 |
| COMPANY SUPERVISION | MEWBOURNE OIL COMPANY | 637.50 | 0.196991940 | 125.58 |
| COMPANY SUPERVISION | MEWBOURNE OIL COMPANY | 1,275.00 | 0.196991940 | 251.16 |
| COMPANY SUPERVISION | MEWBOURNE OIL COMPANY | 433.50 | 0.196991940 | 85.40 |
| COMPRESSOR MAINTENANCE | G&A FABRICATION LLC | 175.86 | 0.196991940 | 34.64 |
| COMPRESSOR MAINTENANCE | G&A FABRICATION LLC | 141.92 | 0.196991940 | 27.96 |
| COMPRESSOR MAINTENANCE | G&A FABRICATION LLC | 141.92 | 0.196991940 | 27.96 |
| FUEL/ POWER / ELECTRICAL | XCEL ENERGY | 423.87 | 0.196991940 | 83.50 |
| LEASE & FACILITY MAINTENANCE | MEWBOURNE OIL COMPANY | 95.10 | 0.196991940 | 18.73 |
| LEASE & FACILITY MAINTENANCE | AMERICAN MILLENNIUM COR | 21.42 | 0.196991940 | 4.22 |
| LEASE & FACILITY MAINTENANCE | K&S OILFIELD SUPPLIES LLC | 108.44 | 0.196991940 | 21.36 |
| LEASE & FACILITY MAINTENANCE | K&S OILFIELD SUPPLIES LLC | 116.42 | 0.196991940 | 22.93 |
| LEASE & FACILITY MAINTENANCE | CARLSBAD AUTOMATION SER | 257.70 | 0.196991940 | 50.76 |
| LEASE & FACILITY MAINTENANCE | TURNCO ENTERPRISES LLC | 71.25 | 0.196991940 | 14.04 |
| LEASE & FACILITY MAINTENANCE | TURNCO ENTERPRISES LLC | 21.92 | 0.196991940 | 4.32 |
| LEASE & FACILITY MAINTENANCE | TURNCO ENTERPRISES LLC | 43.84 | 0.196991940 | 8.64 |
| LEASE & FACILITY MAINTENANCE | TURNCO ENTERPRISES LLC | 322.44 | 0.196991940 | 63.51 |
| LEASE & FACILITY MAINTENANCE | MEWBOURNE OIL COMPANY | 387.50 | 0.196991940 | 76.34 |
| LEASE & FACILITY MAINTENANCE | MEWBOURNE OIL COMPANY | 387.50 | 0.196991940 | 76.34 |
| MISCELLANEOUS EQUIPMENT RENTAL | MEWBOURNE OIL COMPANY | 147.00 | 0.196991940 | 28.96 |
| PRIME MOVER / PUMP MAINTENANCE | ODESSA PUMPS & EQUIPMENT | 57.28 | 0.196991940 | 11.29 |
| PRIME MOVER / PUMP MAINTENANCE | HR COMPRESSION & SERVICE | 660.04 | 0.196991940 | 130.02 |
| PROFESSIONAL SERVICES | PRICE ENERGY CONSULTING I | 60.00 | 0.196991940 | 11.82 |
| PUMPING | MEWBOURNE OIL COMPANY | 875.00 | 0.196991940 | 172.37 |
| PUMPING | MEWBOURNE OIL COMPANY | 656.25 | 0.196991940 | 129.28 |
| RENTAL SERVICES | GUNS UP SERVICES | 113.58 | 0.196991940 | 22.37 |
| RENTAL SERVICES | GUNS UP SERVICES | 30.28 | 0.196991940 | 5.97 |
| RENTAL SERVICES | BASELINE ENERGY SERVICES | 59.92 | 0.196991940 | 11.81 |
| RENTAL SERVICES | KODIAK GAS SERVICES LLC | 937.05 | 0.196991940 | 184.59 |
| RENTAL SERVICES | KODIAK GAS SERVICES LLC | 4,747.51 | 0.196991940 | 935.22 |
| SALT WATER DISPOSAL | OWL SWD OPERATING LLC | 4,291.74 | 0.196991940 | 845.43 |
| SALT WATER DISPOSAL | NGL WATER SOLUTIONS PERM | 118.67 | 0.196991940 | 23.38 |

10-30-2020

328

MEWBOURNE OIL COMPANY

Page 20

TOM M RAGSDALE
400 N SAM HOUSTON PARKWAY EAST
SUITE 601
HOUSTON, TX 77060

INVOICE NO.: 202010-08226
INVOICE DATE: 10-31-2020
OWNER: 035904-1
BILLING FOR: October 2020

| REFERENCE/DESCRIPTION OF CHARGES | | GROSS CHARGES | WORKING INTEREST | NET CHARGE |
|------------------------------------|-----------------------------|---------------|------------------|------------|
| SALT WATER DISPOSAL | LIMESTONE BASIN PROPERTIES | 282.50 | 0.196991940 | 55.65 |
| SITE RESTORATION & EXCAVATION | TRINITY OILFIELD SERVICES & | 127.08 | 0.196991940 | 25.03 |
| OVERHEAD-FIXED RATE | MEWBOURNE OIL COMPANY | 881.16 | 0.197000000 | 173.58 |
| Total Lease Operating Expense Cost | | 0.00 | | 29.50 |

Lease Operating Expense

| | | | | |
|--------------------------------|--------------------------|-----------|-------------|---------|
| COMPANY SUPERVISION | MEWBOURNE OIL COMPANY | -956.25 | 0.195498190 | -186.95 |
| COMPANY SUPERVISION | MEWBOURNE OIL COMPANY | -318.75 | 0.195498190 | -62.32 |
| COMPANY SUPERVISION | MEWBOURNE OIL COMPANY | -318.75 | 0.195498190 | -62.32 |
| COMPANY SUPERVISION | MEWBOURNE OIL COMPANY | -1,606.50 | 0.195498190 | -314.07 |
| COMPANY SUPERVISION | MEWBOURNE OIL COMPANY | -420.75 | 0.195498190 | -82.26 |
| COMPRESSOR MAINTENANCE | G&A FABRICATION LLC | -141.92 | 0.195498190 | -27.75 |
| COMPRESSOR MAINTENANCE | G&A FABRICATION LLC | -141.92 | 0.195498190 | -27.75 |
| COMPRESSOR MAINTENANCE | G&A FABRICATION LLC | -141.92 | 0.195498190 | -27.75 |
| COMPRESSOR MAINTENANCE | G&A FABRICATION LLC | -113.42 | 0.195498190 | -22.18 |
| COMPRESSOR MAINTENANCE | G&A FABRICATION LLC | -141.92 | 0.195498190 | -27.75 |
| FUEL/ POWER / ELECTRICAL | XCEL ENERGY | -394.86 | 0.195498190 | -77.19 |
| GATHERING/TREATING/DEHYDRATION | LEGACY SAFETY AND CONSUM | -12.17 | 0.195498190 | -2.37 |
| GATHERING/TREATING/DEHYDRATION | LEGACY SAFETY AND CONSUM | -14.75 | 0.195498190 | -2.89 |
| GATHERING/TREATING/DEHYDRATION | LEGACY SAFETY AND CONSUM | -84.99 | 0.195498190 | -16.62 |
| LEASE & FACILITY MAINTENANCE | MEWBOURNE OIL COMPANY | -86.24 | 0.195498190 | -16.86 |
| LEASE & FACILITY MAINTENANCE | GAS WELL SERVICES INC | -23.22 | 0.195498190 | -4.54 |
| LEASE & FACILITY MAINTENANCE | GARNER PUMP & SUPPLY INC | -1.18 | 0.195498190 | -0.24 |
| LEASE & FACILITY MAINTENANCE | GARNER PUMP & SUPPLY INC | -627.19 | 0.195498190 | -122.61 |
| LEASE & FACILITY MAINTENANCE | GARNER PUMP & SUPPLY INC | -85.81 | 0.195498190 | -16.78 |
| LEASE & FACILITY MAINTENANCE | AMERICAN MILLENNIUM COR | -18.12 | 0.195498190 | -3.54 |
| LEASE & FACILITY MAINTENANCE | AMERICAN MILLENNIUM COR | -18.32 | 0.195498190 | -3.58 |
| LEASE & FACILITY MAINTENANCE | TURNCO ENTERPRISES LLC | -190.00 | 0.195498190 | -37.14 |
| LEASE & FACILITY MAINTENANCE | TURNCO ENTERPRISES LLC | -393.69 | 0.195498190 | -76.96 |
| LEASE & FACILITY MAINTENANCE | TURNCO ENTERPRISES LLC | -18.27 | 0.195498190 | -3.57 |
| LEASE & FACILITY MAINTENANCE | TURNCO ENTERPRISES LLC | -71.25 | 0.195498190 | -13.93 |
| LEASE & FACILITY MAINTENANCE | TURNCO ENTERPRISES LLC | -27.69 | 0.195498190 | -5.41 |
| LEASE & FACILITY MAINTENANCE | TURNCO ENTERPRISES LLC | -21.92 | 0.195498190 | -4.29 |
| LEASE & FACILITY MAINTENANCE | TURNCO ENTERPRISES LLC | -43.84 | 0.195498190 | -8.57 |
| LEASE & FACILITY MAINTENANCE | TURNCO ENTERPRISES LLC | -4.61 | 0.195498190 | -0.90 |
| LEASE & FACILITY MAINTENANCE | TURNCO ENTERPRISES LLC | -43.84 | 0.195498190 | -8.57 |
| LEASE & FACILITY MAINTENANCE | TURNCO ENTERPRISES LLC | -274.94 | 0.195498190 | -53.75 |
| LEASE & FACILITY MAINTENANCE | TURNCO ENTERPRISES LLC | -56.90 | 0.195498190 | -11.12 |
| LEASE & FACILITY MAINTENANCE | TURNCO ENTERPRISES LLC | -36.54 | 0.195498190 | -7.14 |
| LEASE & FACILITY MAINTENANCE | TURNCO ENTERPRISES LLC | -14.61 | 0.195498190 | -2.86 |
| LEASE & FACILITY MAINTENANCE | TURNCO ENTERPRISES LLC | -285.00 | 0.195498190 | -55.71 |
| LEASE & FACILITY MAINTENANCE | INGRAM PROFESSIONAL SERV | -118.17 | 0.195498190 | -23.10 |

10-30-2020

329

MEWBOURNE OIL COMPANY

Page 21

TOM M RAGSDALE
400 N SAM HOUSTON PARKWAY EAST
SUITE 601
HOUSTON, TX 77060

INVOICE NO.: 202010-08226
INVOICE DATE: 10-31-2020
OWNER: 035904-1
BILLING FOR: October 2020

| REFERENCE/DESCRIPTION OF CHARGES | | GROSS CHARGES | WORKING INTEREST | NET CHARGE |
|----------------------------------|-----------------------------|---------------|------------------|------------|
| LEASE & FACILITY MAINTENANCE | TRINITY OILFIELD SERVICES & | -360.82 | 0.195498190 | -70.54 |
| LEASE & FACILITY MAINTENANCE | EP&S LLC | -45.39 | 0.195498190 | -8.87 |
| LEASE & FACILITY MAINTENANCE | EP&S LLC | -129.38 | 0.195498190 | -25.29 |
| LEASE & FACILITY MAINTENANCE | AY TRUCKING INC | -11.57 | 0.195498190 | -2.27 |
| LEASE & FACILITY MAINTENANCE | AY TRUCKING INC | -24.25 | 0.195498190 | -4.74 |
| LEASE & FACILITY MAINTENANCE | AY TRUCKING INC | -27.90 | 0.195498190 | -5.46 |
| LEASE & FACILITY MAINTENANCE | AY TRUCKING INC | -33.96 | 0.195498190 | -6.64 |
| LEASE & FACILITY MAINTENANCE | AY TRUCKING INC | -94.61 | 0.195498190 | -18.49 |
| LEASE & FACILITY MAINTENANCE | AY TRUCKING INC | -362.68 | 0.195498190 | -70.90 |
| LEASE & FACILITY MAINTENANCE | AY TRUCKING INC | -12.85 | 0.195498190 | -2.51 |
| LEASE & FACILITY MAINTENANCE | AY TRUCKING INC | -11.57 | 0.195498190 | -2.27 |
| LEASE & FACILITY MAINTENANCE | AY TRUCKING INC | -15.28 | 0.195498190 | -2.99 |
| LEASE & FACILITY MAINTENANCE | AY TRUCKING INC | -13.34 | 0.195498190 | -2.61 |
| LEASE & FACILITY MAINTENANCE | LEGACY SAFETY AND CONSUM | -37.43 | 0.195498190 | -7.32 |
| LEASE & FACILITY MAINTENANCE | LEGACY SAFETY AND CONSUM | -51.19 | 0.195498190 | -10.01 |
| LEASE & FACILITY MAINTENANCE | MEWBOURNE OIL COMPANY | -387.50 | 0.195498190 | -75.76 |
| MISCELLANEOUS EQUIPMENT RENTAL | MEWBOURNE OIL COMPANY | -220.50 | 0.195498190 | -43.11 |
| PRIME MOVER / PUMP MAINTENANCE | HR COMPRESSION & SERVICE | -57.38 | 0.195498190 | -11.22 |
| PRIME MOVER / PUMP MAINTENANCE | HR COMPRESSION & SERVICE | -55.12 | 0.195498190 | -10.78 |
| PRIME MOVER / PUMP MAINTENANCE | HR COMPRESSION & SERVICE | -132.46 | 0.195498190 | -25.90 |
| PUMPING | MEWBOURNE OIL COMPANY | -900.00 | 0.195498190 | -175.95 |
| PUMPING | MEWBOURNE OIL COMPANY | -450.00 | 0.195498190 | -87.98 |
| RENTAL SERVICES | GUNS UP SERVICES | -257.44 | 0.195498190 | -50.33 |
| RENTAL SERVICES | KODIAK GAS SERVICES LLC | -4,747.51 | 0.195498190 | -928.13 |
| RENTAL SERVICES | KODIAK GAS SERVICES LLC | -4,747.51 | 0.195498190 | -928.13 |
| RENTAL SERVICES | GRAVITY OILFIELD SERVICES | -31.15 | 0.195498190 | -6.09 |
| RENTAL SERVICES | GRAVITY OILFIELD SERVICES | -32.19 | 0.195498190 | -6.29 |
| RENTAL SERVICES | GRAVITY OILFIELD SERVICES | -31.15 | 0.195498190 | -6.09 |
| SALT WATER DISPOSAL | OWL SWD OPERATING LLC | -50.11 | 0.195498190 | -9.79 |
| SALT WATER DISPOSAL | OWL SWD OPERATING LLC | -42.73 | 0.195498190 | -8.35 |
| SALT WATER DISPOSAL | OWL SWD OPERATING LLC | -6,995.16 | 0.195498190 | -1,367.53 |
| SALT WATER DISPOSAL | NGL WATER SOLUTIONS PERM | -715.00 | 0.195498190 | -139.78 |
| SALT WATER DISPOSAL | AY TRUCKING INC | -101.88 | 0.195498190 | -19.92 |
| SALT WATER DISPOSAL | AY TRUCKING INC | -135.85 | 0.195498190 | -26.56 |
| SALT WATER DISPOSAL | LIMESTONE BASIN PROPERTIE | -460.46 | 0.195498190 | -90.02 |
| SITE RESTORATION & EXCAVATION | SUNDANCE SERVICES WEST IN | -189.14 | 0.195498190 | -36.98 |
| SITE RESTORATION & EXCAVATION | SUNDANCE SERVICES WEST IN | -10.93 | 0.195498190 | -2.13 |
| OVERHEAD-FIXED RATE | MEWBOURNE OIL COMPANY | -881.16 | 0.195500000 | -172.27 |
| COMPANY SUPERVISION | MEWBOURNE OIL COMPANY | 956.25 | 0.196991940 | 188.38 |
| COMPANY SUPERVISION | MEWBOURNE OIL COMPANY | 318.75 | 0.196991940 | 62.80 |
| COMPANY SUPERVISION | MEWBOURNE OIL COMPANY | 318.75 | 0.196991940 | 62.80 |
| COMPANY SUPERVISION | MEWBOURNE OIL COMPANY | 1,606.50 | 0.196991940 | 316.47 |

10-30-2020

330

MEWBOURNE OIL COMPANY

Page 22

TOM M RAGSDALE
400 N SAM HOUSTON PARKWAY EAST
SUITE 601
HOUSTON, TX 77060

INVOICE NO.: 202010-08226
INVOICE DATE: 10-31-2020
OWNER: 035904-1
BILLING FOR: October 2020

| REFERENCE/DESCRIPTION OF CHARGES | | GROSS CHARGES | WORKING INTEREST | NET CHARGE |
|----------------------------------|-----------------------------|------------------|---------------------|---------------|
| COMPANY SUPERVISION | MEWBOURNE OIL COMPANY | 420.75 | 0.196991940 | 82.89 |
| COMPRESSOR MAINTENANCE | G&A FABRICATION LLC | 141.92 | 0.196991940 | 27.96 |
| COMPRESSOR MAINTENANCE | G&A FABRICATION LLC | 141.92 | 0.196991940 | 27.96 |
| COMPRESSOR MAINTENANCE | G&A FABRICATION LLC | 141.92 | 0.196991940 | 27.96 |
| COMPRESSOR MAINTENANCE | G&A FABRICATION LLC | 113.42 | 0.196991940 | 22.35 |
| COMPRESSOR MAINTENANCE | G&A FABRICATION LLC | 141.92 | 0.196991940 | 27.96 |
| FUEL/ POWER / ELECTRICAL | XCEL ENERGY | 394.86 | 0.196991940 | 77.78 |
| GATHERING/TREATING/DEHYDRATION | LEGACY SAFETY AND CONSUM | 12.17 | 0.196991940 | 2.39 |
| GATHERING/TREATING/DEHYDRATION | LEGACY SAFETY AND CONSUM | 14.75 | 0.196991940 | 2.91 |
| GATHERING/TREATING/DEHYDRATION | LEGACY SAFETY AND CONSUM | 84.99 | 0.196991940 | 16.75 |
| LEASE & FACILITY MAINTENANCE | MEWBOURNE OIL COMPANY | 86.24 | 0.196991940 | 16.99 |
| LEASE & FACILITY MAINTENANCE | GAS WELL SERVICES INC | 23.22 | 0.196991940 | 4.57 |
| LEASE & FACILITY MAINTENANCE | GARNER PUMP & SUPPLY INC | 1.18 | 0.196991940 | 0.24 |
| LEASE & FACILITY MAINTENANCE | GARNER PUMP & SUPPLY INC | 627.19 | 0.196991940 | 123.55 |
| LEASE & FACILITY MAINTENANCE | GARNER PUMP & SUPPLY INC | 85.81 | 0.196991940 | 16.91 |
| LEASE & FACILITY MAINTENANCE | AMERICAN MILLENNIUM COR | 18.12 | 0.196991940 | 3.57 |
| LEASE & FACILITY MAINTENANCE | AMERICAN MILLENNIUM COR | 18.32 | 0.196991940 | 3.61 |
| LEASE & FACILITY MAINTENANCE | TURNCO ENTERPRISES LLC | 190.00 | 0.196991940 | 37.42 |
| LEASE & FACILITY MAINTENANCE | TURNCO ENTERPRISES LLC | 393.69 | 0.196991940 | 77.55 |
| LEASE & FACILITY MAINTENANCE | TURNCO ENTERPRISES LLC | 18.27 | 0.196991940 | 3.60 |
| LEASE & FACILITY MAINTENANCE | TURNCO ENTERPRISES LLC | 71.25 | 0.196991940 | 14.04 |
| LEASE & FACILITY MAINTENANCE | TURNCO ENTERPRISES LLC | 27.69 | 0.196991940 | 5.45 |
| LEASE & FACILITY MAINTENANCE | TURNCO ENTERPRISES LLC | 21.92 | 0.196991940 | 4.32 |
| LEASE & FACILITY MAINTENANCE | TURNCO ENTERPRISES LLC | 43.84 | 0.196991940 | 8.64 |
| LEASE & FACILITY MAINTENANCE | TURNCO ENTERPRISES LLC | 4.61 | 0.196991940 | 0.91 |
| LEASE & FACILITY MAINTENANCE | TURNCO ENTERPRISES LLC | 43.84 | 0.196991940 | 8.64 |
| LEASE & FACILITY MAINTENANCE | TURNCO ENTERPRISES LLC | 274.94 | 0.196991940 | 54.16 |
| LEASE & FACILITY MAINTENANCE | TURNCO ENTERPRISES LLC | 56.90 | 0.196991940 | 11.21 |
| LEASE & FACILITY MAINTENANCE | TURNCO ENTERPRISES LLC | 36.54 | 0.196991940 | 7.19 |
| LEASE & FACILITY MAINTENANCE | TURNCO ENTERPRISES LLC | 14.61 | 0.196991940 | 2.88 |
| LEASE & FACILITY MAINTENANCE | TURNCO ENTERPRISES LLC | 285.00 | 0.196991940 | 56.14 |
| LEASE & FACILITY MAINTENANCE | INGRAM PROFESSIONAL SERV | 118.17 | 0.196991940 | 23.28 |
| LEASE & FACILITY MAINTENANCE | TRINITY OILFIELD SERVICES & | 360.82 | 0.196991940 | 71.08 |
| LEASE & FACILITY MAINTENANCE | EP&S LLC | 45.39 | 0.196991940 | 8.94 |
| LEASE & FACILITY MAINTENANCE | EP&S LLC | 129.38 | 0.196991940 | 25.48 |
| LEASE & FACILITY MAINTENANCE | AY TRUCKING INC | 11.57 | 0.196991940 | 2.29 |
| LEASE & FACILITY MAINTENANCE | AY TRUCKING INC | 24.25 | 0.196991940 | 4.78 |
| LEASE & FACILITY MAINTENANCE | AY TRUCKING INC | 27.90 | 0.196991940 | 5.50 |
| LEASE & FACILITY MAINTENANCE | AY TRUCKING INC | 33.96 | 0.196991940 | 6.69 |
| LEASE & FACILITY MAINTENANCE | AY TRUCKING INC | 94.61 | 0.196991940 | 18.63 |
| LEASE & FACILITY MAINTENANCE | AY TRUCKING INC | 362.68 | 0.196991940 | 71.44 |
| LEASE & FACILITY MAINTENANCE | AY TRUCKING INC | 12.85 | 0.196991940 | 2.53 |

10-30-2020

331

MEWBOURNE OIL COMPANY

Page 23

TOM M RAGSDALE
400 N SAM HOUSTON PARKWAY EAST
SUITE 601
HOUSTON, TX 77060

INVOICE NO.: 202010-08226
INVOICE DATE: 10-31-2020
OWNER: 035904-1
BILLING FOR: October 2020

| REFERENCE/DESCRIPTION OF CHARGES | | GROSS CHARGES | WORKING INTEREST | NET CHARGE |
|---|---------------------------|------------------|---------------------|---------------|
| LEASE & FACILITY MAINTENANCE | AY TRUCKING INC | 11.57 | 0.196991940 | 2.29 |
| LEASE & FACILITY MAINTENANCE | AY TRUCKING INC | 15.28 | 0.196991940 | 3.01 |
| LEASE & FACILITY MAINTENANCE | AY TRUCKING INC | 13.34 | 0.196991940 | 2.63 |
| LEASE & FACILITY MAINTENANCE | LEGACY SAFETY AND CONSUM | 37.43 | 0.196991940 | 7.38 |
| LEASE & FACILITY MAINTENANCE | LEGACY SAFETY AND CONSUM | 51.19 | 0.196991940 | 10.09 |
| LEASE & FACILITY MAINTENANCE | MEWBOURNE OIL COMPANY | 387.50 | 0.196991940 | 76.34 |
| MISCELLANEOUS EQUIPMENT RENTAL | MEWBOURNE OIL COMPANY | 220.50 | 0.196991940 | 43.44 |
| PRIME MOVER / PUMP MAINTENANCE | HR COMPRESSION & SERVICE | 57.38 | 0.196991940 | 11.31 |
| PRIME MOVER / PUMP MAINTENANCE | HR COMPRESSION & SERVICE | 55.12 | 0.196991940 | 10.86 |
| PRIME MOVER / PUMP MAINTENANCE | HR COMPRESSION & SERVICE | 132.46 | 0.196991940 | 26.10 |
| PUMPING | MEWBOURNE OIL COMPANY | 900.00 | 0.196991940 | 177.29 |
| PUMPING | MEWBOURNE OIL COMPANY | 450.00 | 0.196991940 | 88.65 |
| RENTAL SERVICES | GUNS UP SERVICES | 257.44 | 0.196991940 | 50.71 |
| RENTAL SERVICES | KODIAK GAS SERVICES LLC | 4,747.51 | 0.196991940 | 935.22 |
| RENTAL SERVICES | KODIAK GAS SERVICES LLC | 4,747.51 | 0.196991940 | 935.22 |
| RENTAL SERVICES | GRAVITY OILFIELD SERVICES | 31.15 | 0.196991940 | 6.14 |
| RENTAL SERVICES | GRAVITY OILFIELD SERVICES | 32.19 | 0.196991940 | 6.34 |
| RENTAL SERVICES | GRAVITY OILFIELD SERVICES | 31.15 | 0.196991940 | 6.14 |
| SALT WATER DISPOSAL | OWL SWD OPERATING LLC | 50.11 | 0.196991940 | 9.86 |
| SALT WATER DISPOSAL | OWL SWD OPERATING LLC | 42.73 | 0.196991940 | 8.41 |
| SALT WATER DISPOSAL | OWL SWD OPERATING LLC | 6,995.16 | 0.196991940 | 1,377.98 |
| SALT WATER DISPOSAL | NGL WATER SOLUTIONS PERM | 715.00 | 0.196991940 | 140.85 |
| SALT WATER DISPOSAL | AY TRUCKING INC | 101.88 | 0.196991940 | 20.07 |
| SALT WATER DISPOSAL | AY TRUCKING INC | 135.85 | 0.196991940 | 26.76 |
| SALT WATER DISPOSAL | LIMESTONE BASIN PROPERTIE | 460.46 | 0.196991940 | 90.71 |
| SITE RESTORATION & EXCAVATION | SUNDANCE SERVICES WEST IN | 189.14 | 0.196991940 | 37.26 |
| SITE RESTORATION & EXCAVATION | SUNDANCE SERVICES WEST IN | 10.93 | 0.196991940 | 2.15 |
| OVERHEAD-FIXED RATE | MEWBOURNE OIL COMPANY | 881.16 | 0.197000000 | 173.58 |
| Total Lease Operating Expense Cost | | 0.00 | | 45.04 |
| <u>Lease Operating Expense</u> | | | | |
| AUTOMATION MAINTENANCE | AMERICAN MILLENNIUM COR | 19.30 | 0.196991940 | 3.80 |
| AUTOMATION MAINTENANCE | TANKLOGIX LLC | 2,464.91 | 0.196991940 | 485.56 |
| CHEMICALS-WATER TREATING | CATALYST OILFIELD SERVICE | 1,146.69 | 0.196991940 | 225.88 |
| COMPANY SUPERVISION | MEWBOURNE OIL COMPANY | 1,762.50 | 0.196991940 | 347.20 |
| COMPANY SUPERVISION | MEWBOURNE OIL COMPANY | 293.75 | 0.196991940 | 57.86 |
| COMPANY SUPERVISION | MEWBOURNE OIL COMPANY | 681.50 | 0.196991940 | 134.26 |
| EMISSIONS CONTROL EQUIPMENT MAINTENANCE | G&A FABRICATION LLC | 152.36 | 0.196991940 | 30.01 |
| EMISSIONS CONTROL EQUIPMENT MAINTENANCE | VAPROX LLC | 135.90 | 0.196991940 | 26.77 |
| FUEL/ POWER / ELECTRICAL | XCEL ENERGY | 346.10 | 0.196991940 | 68.18 |
| GATHERING/TREATING/DEHYDRATION | LEGACY SAFETY AND CONSUM | 31.82 | 0.196991940 | 6.27 |
| LEASE & FACILITY | MEWBOURNE OIL COMPANY | 700.00 | 0.196991940 | 137.90 |

10-30-2020

332

MEWBOURNE OIL COMPANY

Page 24

TOM M RAGSDALE
400 N SAM HOUSTON PARKWAY EAST
SUITE 601
HOUSTON, TX 77060

INVOICE NO.: 202010-08226
INVOICE DATE: 10-31-2020
OWNER: 035904-1
BILLING FOR: October 2020

| REFERENCE/DESCRIPTION OF CHARGES | | GROSS CHARGES | WORKING INTEREST | NET CHARGE |
|----------------------------------|-----------------------------|------------------|---------------------|---------------|
| LEASE & FACILITY | MEWBOURNE OIL COMPANY | 350.00 | 0.196991940 | 68.95 |
| LEASE & FACILITY | MEWBOURNE OIL COMPANY | 175.00 | 0.196991940 | 34.47 |
| LEASE & FACILITY MAINTENANCE | T&J VALVE | 136.99 | 0.196991940 | 26.99 |
| LEASE & FACILITY MAINTENANCE | CUSTOM WELDING OF HOBBS | 894.10 | 0.196991940 | 176.13 |
| LEASE & FACILITY MAINTENANCE | K&S OILFIELD SUPPLIES LLC | 379.73 | 0.196991940 | 74.80 |
| LEASE & FACILITY MAINTENANCE | K&S OILFIELD SUPPLIES LLC | 227.99 | 0.196991940 | 44.91 |
| LEASE & FACILITY MAINTENANCE | K&S OILFIELD SUPPLIES LLC | 19.56 | 0.196991940 | 3.86 |
| LEASE & FACILITY MAINTENANCE | K&S OILFIELD SUPPLIES LLC | 130.59 | 0.196991940 | 25.72 |
| LEASE & FACILITY MAINTENANCE | TRM LLC | 148.68 | 0.196991940 | 29.29 |
| LEASE & FACILITY MAINTENANCE | TURNCO ENTERPRISES LLC | 213.75 | 0.196991940 | 42.10 |
| LEASE & FACILITY MAINTENANCE | TURNCO ENTERPRISES LLC | 95.00 | 0.196991940 | 18.71 |
| LEASE & FACILITY MAINTENANCE | TURNCO ENTERPRISES LLC | 142.50 | 0.196991940 | 28.08 |
| LEASE & FACILITY MAINTENANCE | TURNCO ENTERPRISES LLC | 118.75 | 0.196991940 | 23.39 |
| LEASE & FACILITY MAINTENANCE | TURNCO ENTERPRISES LLC | 322.44 | 0.196991940 | 63.52 |
| LEASE & FACILITY MAINTENANCE | TURNCO ENTERPRISES LLC | 51.15 | 0.196991940 | 10.07 |
| LEASE & FACILITY MAINTENANCE | TURNCO ENTERPRISES LLC | 118.75 | 0.196991940 | 23.39 |
| LEASE & FACILITY MAINTENANCE | TURNCO ENTERPRISES LLC | 13.07 | 0.196991940 | 2.58 |
| LEASE & FACILITY MAINTENANCE | TURNCO ENTERPRISES LLC | 42.50 | 0.196991940 | 8.37 |
| LEASE & FACILITY MAINTENANCE | TURNCO ENTERPRISES LLC | 68.61 | 0.196991940 | 13.52 |
| LEASE & FACILITY MAINTENANCE | TRINITY OILFIELD SERVICES & | 72.54 | 0.196991940 | 14.29 |
| LEASE & FACILITY MAINTENANCE | TRINITY OILFIELD SERVICES & | 34.28 | 0.196991940 | 6.76 |
| LEASE & FACILITY MAINTENANCE | TRINITY OILFIELD SERVICES & | 31.65 | 0.196991940 | 6.23 |
| LEASE & FACILITY MAINTENANCE | TRINITY OILFIELD SERVICES & | 31.65 | 0.196991940 | 6.23 |
| LEASE & FACILITY MAINTENANCE | TRINITY OILFIELD SERVICES & | 60.01 | 0.196991940 | 11.83 |
| LEASE & FACILITY MAINTENANCE | TRINITY OILFIELD SERVICES & | 111.44 | 0.196991940 | 21.95 |
| LEASE & FACILITY MAINTENANCE | EP&S LLC | 65.55 | 0.196991940 | 12.91 |
| MISCELLANEOUS EQUIPMENT RENTAL | MEWBOURNE OIL COMPANY | 260.40 | 0.196991940 | 51.30 |
| OVERHEAD-FIXED RATE | MEWBOURNE OIL COMPANY | 881.16 | 0.196991940 | 173.58 |
| PRIME MOVER / PUMP MAINTENANCE | HR COMPRESSION & SERVICE | 243.24 | 0.196991940 | 47.91 |
| PUMPING | MEWBOURNE OIL COMPANY | 850.00 | 0.196991940 | 167.44 |
| PUMPING | MEWBOURNE OIL COMPANY | 425.00 | 0.196991940 | 83.72 |
| RENTAL SERVICES | MICO RENTALS | 44.06 | 0.196991940 | 8.68 |
| RENTAL SERVICES | KODIAK GAS SERVICES LLC | 4,747.51 | 0.196991940 | 935.22 |
| RENTAL SERVICES | KODIAK GAS SERVICES LLC | 4,747.51 | 0.196991940 | 935.22 |
| RENTAL SERVICES | GRAVITY OILFIELD SERVICES | 23.47 | 0.196991940 | 4.62 |
| RENTAL SERVICES | GRAVITY OILFIELD SERVICES | 22.71 | 0.196991940 | 4.47 |
| SALT WATER DISPOSAL | TRINITY OILFIELD SERVICES & | 39.56 | 0.196991940 | 7.79 |
| SALT WATER DISPOSAL | TRINITY OILFIELD SERVICES & | 32.97 | 0.196991940 | 6.49 |
| SALT WATER DISPOSAL | TRINITY OILFIELD SERVICES & | 51.43 | 0.196991940 | 10.14 |
| SALT WATER DISPOSAL | OWL SWD OPERATING LLC | 4,012.97 | 0.196991940 | 790.52 |
| SALT WATER DISPOSAL | OWL SWD OPERATING LLC | 3,763.06 | 0.196991940 | 741.29 |
| SALT WATER DISPOSAL | LIMESTONE BASIN PROPERTIE | 247.68 | 0.196991940 | 48.79 |

10-30-2020

333

MEWBOURNE OIL COMPANY

Page 25

TOM M RAGSDALE
400 N SAM HOUSTON PARKWAY EAST
SUITE 601
HOUSTON, TX 77060

INVOICE NO.: 202010-08226
INVOICE DATE: 10-31-2020
OWNER: 035904-1
BILLING FOR: October 2020

| REFERENCE/DESCRIPTION OF CHARGES | | GROSS CHARGES | WORKING INTEREST | NET CHARGE |
|--|-----------------------------|-------------------|------------------|----------------|
| SITE RESTORATION & EXCAVATION | SUNDANCE SERVICES WEST I | 52.32 | 0.196991940 | 10.30 |
| Total Lease Operating Expense Cost | | 32,236.16 | | 6,350.22 |
| 62958000-30 SUBTOTAL | | 32,236.16 | 6,424.76 | |
| PROPERTY 62958000 TOTAL | | 32,236.16 | 6,403.22 | |
| PROPERTY: 72185000 72185000-10 CREEDENCE 21/16 W0FC ST COM 4H | | | | |
| <u>Intangible Well Cost</u> | | | | |
| EQUIPMENT RENTAL | OIL PATCH GROUP INC | 2,852.48 | 0.006363620 | 18.15 |
| EQUIPMENT RENTAL | OIL PATCH GROUP INC | 1,042.64 | 0.006363620 | 6.64 |
| Total Intangible Well Cost Cost | | 3,895.12 | | 24.79 |
| 72185000-10 SUBTOTAL | | 3,895.12 | 24.79 | |
| PROPERTY: 72185000 72185000-20 CREEDENCE 21/16 W0FC ST COM 4H | | | | |
| <u>Intangible Well Cost</u> | | | | |
| CASING / TUBING / SNUBBING SERVICES | THRU TUBING SOLUTIONS INC | 32,210.06 | 0.006363620 | 204.97 |
| CASING / TUBING / SNUBBING SERVICES | QES PRESSURE CONTROL LLC | 49,293.11 | 0.006363620 | 313.68 |
| CASING / TUBING / SNUBBING SERVICES | WELL FOAM INC | 31,915.58 | 0.006363620 | 203.10 |
| CASING / TUBING / SNUBBING SERVICES | TAUREX DRILL BITS LLC | 2,489.80 | 0.006363620 | 15.84 |
| CASING / TUBING / SNUBBING SERVICES | DIVINE WIRELINE SOLUTIONS | 3,738.44 | 0.006363620 | 23.79 |
| COMPANY SUPERVISION | MEWBOURNE OIL COMPANY | 575.00 | 0.006363620 | 3.66 |
| LOCATION / RESTORATION | SUNDANCE SERVICES WEST I | 85.85 | 0.006363620 | 0.55 |
| LOCATION / ROAD / SITE / PREPARATION | TRINITY OILFIELD SERVICES & | 2,109.06 | 0.006363620 | 13.42 |
| OVERHEAD FIXED RATE | MEWBOURNE OIL COMPANY | 309.09 | 0.006363620 | 1.97 |
| REGULATORY PERMITS & SURVEYS | PRICE ENERGY CONSULTING I | 1,750.00 | 0.006363620 | 11.14 |
| STIMULATION TOE PREPARATION | WELL FOAM INC | 5,076.48 | 0.006363620 | 32.30 |
| STIMULATION TOE PREPARATION | GUNS UP SERVICES | 9,223.51 | 0.006363620 | 58.70 |
| STIMULATION TOE PREPARATION | GUNS UP SERVICES | 360.57 | 0.006363620 | 2.29 |
| STIMULATION TOE PREPARATION | SARGE TRUCKING SERVICES, I | 279.88 | 0.006363620 | 1.78 |
| Total Intangible Well Cost Cost | | 139,416.43 | | 887.19 |
| <u>Tangible Well Cost</u> | | | | |
| TUBING HEAD & UPPER SECTION | DIVINE WIRELINE SOLUTIONS | 4,044.46 | 0.006363620 | 25.74 |
| Total Tangible Well Cost Cost | | 4,044.46 | | 25.74 |
| <u>Equipment Beyond Wellhead</u> | | | | |
| ELECTRICAL INSTALLATIONS | INGRAM PROFESSIONAL SERV | 265.80 | 0.006363620 | 1.69 |
| PIPE LINE CONSTRUCTION | FERGUSON CONSTRUCTION C | 6,376.88 | 0.006363620 | 40.58 |
| Total Equipment Beyond Wellhead Cost | | 6,642.68 | | 42.27 |
| 72185000-20 SUBTOTAL | | 150,103.57 | 955.20 | |
| PROPERTY 72185000 TOTAL | | 153,998.69 | 979.99 | |
| 72185000PREPAYMENTS | | | | -979.99 |
| PROPERTY: 72186000 72186000-10 CREEDENCE 21/16 W1FC ST COM 3H | | | | |

10-30-2020

334

MEWBOURNE OIL COMPANY

Page 26

TOM M RAGSDALE
400 N SAM HOUSTON PARKWAY EAST
SUITE 601
HOUSTON, TX 77060

INVOICE NO.: 202010-08226
INVOICE DATE: 10-31-2020
OWNER: 035904-1
BILLING FOR: October 2020

| REFERENCE/DESCRIPTION OF CHARGES | | GROSS CHARGES | WORKING INTEREST | NET CHARGE |
|--|---------------------------|------------------|------------------|----------------|
| <u>Intangible Well Cost</u> | | | | |
| EQUIPMENT RENTAL | OIL PATCH GROUP INC | 2,852.47 | 0.006363620 | 18.15 |
| EQUIPMENT RENTAL | OIL PATCH GROUP INC | 1,042.61 | 0.006363620 | 6.63 |
| Total Intangible Well Cost Cost | | 3,895.08 | | 24.78 |
| 72186000-10 SUBTOTAL | | 3,895.08 | 24.78 | |
| PROPERTY: 72186000 72186000-20 CREEDENCE 21/16 W1FC ST COM 3H | | | | |
| <u>Intangible Well Cost</u> | | | | |
| COMPANY SUPERVISION | MEWBOURNE OIL COMPANY | 575.00 | 0.006363620 | 3.66 |
| LOCATION / RESTORATION | SUNDANCE SERVICES WEST I | 85.85 | 0.006363620 | 0.55 |
| OVERHEAD FIXED RATE | MEWBOURNE OIL COMPANY | 306.81 | 0.006363620 | 1.95 |
| REGULATORY PERMITS & SURVEYS | PRICE ENERGY CONSULTING I | 1,750.00 | 0.006363620 | 11.14 |
| STIMULATION TOE PREPARATION | GUNS UP SERVICES | 5,100.14 | 0.006363620 | 32.46 |
| Total Intangible Well Cost Cost | | 7,817.80 | | 49.76 |
| <u>Equipment Beyond Wellhead</u> | | | | |
| ELECTRICAL INSTALLATIONS | INGRAM PROFESSIONAL SERV | 265.70 | 0.006363620 | 1.69 |
| PIPE LINE CONSTRUCTION | FERGUSON CONSTRUCTION C | 6,376.91 | 0.006363620 | 40.58 |
| Total Equipment Beyond Wellhead Cost | | 6,642.61 | | 42.27 |
| 72186000-20 SUBTOTAL | | 14,460.41 | 92.03 | |
| PROPERTY: 72186000 72186000-30 CREEDENCE 21/16 W1FC ST COM 3H | | | | |
| <u>Lease Operating Expense</u> | | | | |
| SALT WATER DISPOSAL | RAZ OIL AND GAS | 89.15 | 0.006363620 | 0.57 |
| Total Lease Operating Expense Cost | | 89.15 | | 0.57 |
| 72186000-30 SUBTOTAL | | 89.15 | 0.57 | |
| PROPERTY 72186000 TOTAL | | 18,444.64 | 117.38 | |
| 72186000PREPAYMENTS | | | | -117.38 |
| PROPERTY: 72310000 72310000-10 IBEX 15/10 B1PA FED COM 2H | | | | |
| <u>Intangible Well Cost</u> | | | | |
| BITS | NATIONAL OILWELL DHT LP | 8,019.62 | 0.000539020 | 4.32 |
| BITS | NATIONAL OILWELL DHT LP | 8,019.62 | 0.000539020 | 4.32 |
| COMPANY SUPERVISION | MEWBOURNE OIL COMPANY | 600.00 | 0.000539020 | 0.32 |
| COMPANY SUPERVISION | MEWBOURNE OIL COMPANY | 3,600.00 | 0.000539020 | 1.94 |
| COMPANY SUPERVISION | MEWBOURNE OIL COMPANY | 6,897.25 | 0.000539020 | 3.72 |
| COMPANY SUPERVISION | MEWBOURNE OIL COMPANY | 12,925.00 | 0.000539020 | 6.97 |
| COMPANY SUPERVISION | MEWBOURNE OIL COMPANY | 2,350.00 | 0.000539020 | 1.27 |
| COMPANY SUPERVISION | MEWBOURNE OIL COMPANY | 11,550.00 | 0.000539020 | 6.23 |
| COMPANY SUPERVISION | MEWBOURNE OIL COMPANY | 1,600.00 | 0.000539020 | 0.86 |
| COMPANY SUPERVISION | MEWBOURNE OIL COMPANY | 14,100.00 | 0.000539020 | 7.60 |
| COMPANY SUPERVISION | MEWBOURNE OIL COMPANY | 13,200.00 | 0.000539020 | 7.12 |
| COMPANY SUPERVISION | MEWBOURNE OIL COMPANY | 17,625.00 | 0.000539020 | 9.50 |

10-30-2020

335

MEWBOURNE OIL COMPANY

Page 27

TOM M RAGSDALE
400 N SAM HOUSTON PARKWAY EAST
SUITE 601
HOUSTON, TX 77060

INVOICE NO.: 202010-08226
INVOICE DATE: 10-31-2020
OWNER: 035904-1
BILLING FOR: October 2020

| REFERENCE/DESCRIPTION OF CHARGES | | GROSS CHARGES | WORKING INTEREST | NET CHARGE |
|--------------------------------------|----------------------------|---------------|------------------|------------|
| COMPANY SUPERVISION | MEWBOURNE OIL COMPANY | 15,862.50 | 0.000539020 | 8.55 |
| COMPANY SUPERVISION | MEWBOURNE OIL COMPANY | 4,112.50 | 0.000539020 | 2.22 |
| COMPANY SUPERVISION | MEWBOURNE OIL COMPANY | 19,800.00 | 0.000539020 | 10.67 |
| COMPANY SUPERVISION | MEWBOURNE OIL COMPANY | 12,337.50 | 0.000539020 | 6.65 |
| COMPANY SUPERVISION | MEWBOURNE OIL COMPANY | 1,175.00 | 0.000539020 | 0.63 |
| COMPANY SUPERVISION | MEWBOURNE OIL COMPANY | 3,200.00 | 0.000539020 | 1.72 |
| COMPANY SUPERVISION | MEWBOURNE OIL COMPANY | 17,625.00 | 0.000539020 | 9.50 |
| COMPANY SUPERVISION | MEWBOURNE OIL COMPANY | 2,643.75 | 0.000539020 | 1.43 |
| COMPANY SUPERVISION | MEWBOURNE OIL COMPANY | 14,850.00 | 0.000539020 | 8.00 |
| DAYWORK / TURNKEY / FOOTAGE DRILLING | PATTERSON UTI DRILLING CO | 431,558.00 | 0.000539020 | 232.62 |
| DIRECTIONAL SERVICES | STRYKER ENERGY DIRECTION | -12,089.38 | 0.000539020 | -6.52 |
| DIRECTIONAL SERVICES | STRYKER ENERGY DIRECTION | 339,006.57 | 0.000539020 | 182.73 |
| DIRECTIONAL SERVICES | ALTITUDE ENERGY PARTNER | 19,072.49 | 0.000539020 | 10.28 |
| DIRECTIONAL SERVICES | ALTITUDE ENERGY PARTNER | -6,887.29 | 0.000539020 | -3.71 |
| EQUIPMENT RENTAL | MAN WELDING SERVICE | 2,532.00 | 0.000539020 | 1.36 |
| EQUIPMENT RENTAL | MAN WELDING SERVICE | 1,055.00 | 0.000539020 | 0.57 |
| EQUIPMENT RENTAL | PASON SYSTEMS USA CORPO | 20,423.77 | 0.000539020 | 11.01 |
| EQUIPMENT RENTAL | WEATHERFORD US LP | 6,360.69 | 0.000539020 | 3.43 |
| EQUIPMENT RENTAL | AMERICAN SAFETY SERVICES | 2,546.34 | 0.000539020 | 1.37 |
| EQUIPMENT RENTAL | DIVINE ENERGY SERVICES LL | 1,674.82 | 0.000539020 | 0.90 |
| EQUIPMENT RENTAL | DIVINE ENERGY SERVICES LL | 2,866.85 | 0.000539020 | 1.55 |
| EQUIPMENT RENTAL | DIVINE ENERGY SERVICES LL | 4,934.74 | 0.000539020 | 2.66 |
| EQUIPMENT RENTAL | CAMPBELL OILFIELD SERVICE | 25,491.39 | 0.000539020 | 13.74 |
| EQUIPMENT RENTAL | LA ENTERPRISE SERVICES INC | 105.13 | 0.000539020 | 0.06 |
| EQUIPMENT RENTAL | LA ENTERPRISE SERVICES INC | 294.35 | 0.000539020 | 0.16 |
| EQUIPMENT RENTAL | OIL PATCH GROUP INC | 529.79 | 0.000539020 | 0.29 |
| EQUIPMENT RENTAL | OIL PATCH GROUP INC | 2,913.85 | 0.000539020 | 1.57 |
| EQUIPMENT RENTAL | DRILLING TOOLS INTERNATIC | 10,550.00 | 0.000539020 | 5.69 |
| EQUIPMENT RENTAL | D WEBB INDUSTRIES LLC | 3,604.82 | 0.000539020 | 1.94 |
| EQUIPMENT RENTAL | PATTERSON UTI DRILLING CO | 6,857.49 | 0.000539020 | 3.70 |
| FUEL | FRONK OIL COMPANY INC | 9,783.23 | 0.000539020 | 5.27 |
| FUEL | FRONK OIL COMPANY INC | 9,987.06 | 0.000539020 | 5.38 |
| FUEL | FRONK OIL COMPANY INC | 10,170.81 | 0.000539020 | 5.48 |
| INSPECTION & REPAIR SERVICES | CONNECTION INSPECTION SEI | 2,537.86 | 0.000539020 | 1.37 |
| INSPECTION & REPAIR SERVICES | BLAIR TOOL LLC | 170.90 | 0.000539020 | 0.09 |
| INSPECTION & REPAIR SERVICES | DIVINE ENERGY SERVICES LL | 961.32 | 0.000539020 | 0.52 |
| INSPECTION & REPAIR SERVICES | PATTERSON UTI DRILLING CO | 5,789.32 | 0.000539020 | 3.12 |
| INTANGIBLE SUPPLIES | NATIONAL OILWELL VARCO I | 3,232.59 | 0.000539020 | 1.74 |
| LOCATION / RESTORATION | AGAVE TRANSPORTATION SEI | 929.13 | 0.000539020 | 0.50 |
| LOCATION / RESTORATION | AGAVE TRANSPORTATION SEI | 6,551.44 | 0.000539020 | 3.53 |
| LOCATION / RESTORATION | AGAVE TRANSPORTATION SEI | 1,583.75 | 0.000539020 | 0.85 |
| LOCATION / RESTORATION | AGAVE TRANSPORTATION SEI | 1,495.32 | 0.000539020 | 0.81 |

10-30-2020

336

MEWBOURNE OIL COMPANY

Page 28

TOM M RAGSDALE
400 N SAM HOUSTON PARKWAY EAST
SUITE 601
HOUSTON, TX 77060

INVOICE NO.: 202010-08226
INVOICE DATE: 10-31-2020
OWNER: 035904-1
BILLING FOR: October 2020

| REFERENCE/DESCRIPTION OF CHARGES | | GROSS CHARGES | WORKING INTEREST | NET CHARGE |
|--------------------------------------|---------------------------|---------------|------------------|------------|
| LOCATION / RESTORATION | AGAVE TRANSPORTATION SEI | 8,089.37 | 0.000539020 | 4.36 |
| LOCATION / RESTORATION | AGAVE TRANSPORTATION SEI | 5,601.19 | 0.000539020 | 3.02 |
| LOCATION / RESTORATION | AGAVE TRANSPORTATION SEI | 3,963.33 | 0.000539020 | 2.14 |
| LOCATION / RESTORATION | QATAR LLC | 645.87 | 0.000539020 | 0.35 |
| LOCATION / RESTORATION | MILESTONE ENVIRONMENTAI | 6,455.00 | 0.000539020 | 3.48 |
| LOCATION / RESTORATION | MILESTONE ENVIRONMENTAI | 950.00 | 0.000539020 | 0.51 |
| LOCATION / RESTORATION | MILESTONE ENVIRONMENTAI | 3,187.50 | 0.000539020 | 1.72 |
| LOCATION / RESTORATION | NORTHERN DELAWARE BASIN | 11,910.98 | 0.000539020 | 6.42 |
| LOCATION / ROAD / SITE / PREPARATION | INGRAM PROFESSIONAL SERV | 3,979.78 | 0.000539020 | 2.15 |
| MUD - SPECIALIZED | PATTERSON UTI DRILLING CO | 5,158.95 | 0.000539020 | 2.78 |
| MUD / CHEMICAL / ADDITIVES | HALLIBURTON ENERGY SERV | 74,570.53 | 0.000539020 | 40.20 |
| MUD / CHEMICAL / ADDITIVES | FRONK OIL COMPANY INC | 10,441.93 | 0.000539020 | 5.63 |
| MUD / CHEMICAL / ADDITIVES | FRONK OIL COMPANY INC | 10,490.95 | 0.000539020 | 5.65 |
| MUD / CHEMICAL / ADDITIVES | MEWBOURNE OIL COMPANY-I | 4,556.68 | 0.000539020 | 2.46 |
| OVERHEAD FIXED RATE | MEWBOURNE OIL COMPANY | 7,342.96 | 0.000539020 | 3.96 |
| RIG MOBILIZATION / DEMOBILIZATION | TDJ OILFIELD SERVICES LLC | 1,529.58 | 0.000539020 | 0.82 |
| TESTING & FLOWBACK SERVICES | MAN WELDING SERVICE | 2,848.50 | 0.000539020 | 1.54 |
| TRANSPORTATION | DIVINE ENERGY SERVICES LL | -205.08 | 0.000539020 | -0.11 |
| TRANSPORTATION | DIVINE ENERGY SERVICES LL | 854.50 | 0.000539020 | 0.46 |
| TRANSPORTATION | TEJAS HOT SHOT SERVICE & | 428.00 | 0.000539020 | 0.23 |
| TRANSPORTATION | J & C HOT SHOT SERVICE | 500.00 | 0.000539020 | 0.27 |
| WATER AND OTHER | AGAVE TRANSPORTATION SEI | 3,574.24 | 0.000539020 | 1.93 |
| WATER AND OTHER | AGAVE TRANSPORTATION SEI | 897.46 | 0.000539020 | 0.48 |
| WATER AND OTHER | AGAVE TRANSPORTATION SEI | 893.56 | 0.000539020 | 0.48 |
| WATER AND OTHER | ACCELERATED WATER RESOL | 1,761.87 | 0.000539020 | 0.95 |
| WATER AND OTHER | ACCELERATED WATER RESOL | 15,284.55 | 0.000539020 | 8.24 |
| Total Intangible Well Cost Cost | | 1,294,399.09 | | 697.72 |

72310000-10 SUBTOTAL

1,294,399.09

697.72

PROPERTY: 72310000 72310000-20 IBEX 15/10 B1PA FED COM 2H

Intangible Well Cost

| | | | | |
|-------------------------------------|----------------------------|------------|-------------|--------|
| CASING / TUBING / SNUBBING SERVICES | BUTCH'S RAT HOLE & ANCHOI | 5,449.08 | 0.000539020 | 2.94 |
| CEMENTING | PAR FIVE ENERGY SERVICES I | 62,849.92 | 0.000539020 | 33.88 |
| CEMENTING | PAR FIVE ENERGY SERVICES I | -20,500.46 | 0.000539020 | -11.05 |
| COMPANY SUPERVISION | MEWBOURNE OIL COMPANY | 2,350.00 | 0.000539020 | 1.27 |
| COMPANY SUPERVISION | MEWBOURNE OIL COMPANY | 3,525.00 | 0.000539020 | 1.90 |
| COMPANY SUPERVISION | MEWBOURNE OIL COMPANY | 2,350.00 | 0.000539020 | 1.27 |
| COMPANY SUPERVISION | MEWBOURNE OIL COMPANY | 2,350.00 | 0.000539020 | 1.27 |
| COMPANY SUPERVISION | MEWBOURNE OIL COMPANY | 3,525.00 | 0.000539020 | 1.90 |
| COMPANY SUPERVISION | MEWBOURNE OIL COMPANY | 1,650.00 | 0.000539020 | 0.89 |
| COMPANY SUPERVISION | MEWBOURNE OIL COMPANY | 1,150.00 | 0.000539020 | 0.62 |
| COMPANY SUPERVISION | MEWBOURNE OIL COMPANY | 587.50 | 0.000539020 | 0.32 |

10-30-2020

337

MEWBOURNE OIL COMPANY

Page 29

TOM M RAGSDALE
400 N SAM HOUSTON PARKWAY EAST
SUITE 601
HOUSTON, TX 77060

INVOICE NO.: 202010-08226
INVOICE DATE: 10-31-2020
OWNER: 035904-1
BILLING FOR: October 2020

| REFERENCE/DESCRIPTION OF CHARGES | | GROSS CHARGES | WORKING INTEREST | NET CHARGE |
|--------------------------------------|-----------------------------|---------------------|---------------------|---------------|
| DAYWORK / TURNKEY / FOOTAGE DRILLING | PATTERSON UTI DRILLING CO | 70,545.53 | 0.000539020 | 38.03 |
| INSPECTION & REPAIR SERVICES | CHARLIE'S FIELD SERVICE INC | 2,529.86 | 0.000539020 | 1.36 |
| LOCATION / ROAD / SITE / PREPARATION | HOBBS ANCHOR INC | 965.33 | 0.000539020 | 0.52 |
| OVERHEAD FIXED RATE | MEWBOURNE OIL COMPANY | 6,195.62 | 0.000539020 | 3.34 |
| TRANSPORTATION | BECKMAN WELL SERVICING C | 4,250.00 | 0.000539020 | 2.29 |
| TRANSPORTATION | DIVINE ENERGY SERVICES LL | 662.24 | 0.000539020 | 0.36 |
| TRANSPORTATION | DIVINE ENERGY SERVICES LL | 769.05 | 0.000539020 | 0.41 |
| TRANSPORTATION | J & C HOT SHOT SERVICE | 650.00 | 0.000539020 | 0.35 |
| TRANSPORTATION | VIKING INC | 2,920.37 | 0.000539020 | 1.57 |
| TRANSPORTATION | VIKING INC | 2,920.37 | 0.000539020 | 1.57 |
| Total Intangible Well Cost Cost | | 157,694.41 | | 85.01 |
| <u>Tangible Well Cost</u> | | | | |
| HORIZONTAL COMPLETION TOOLS | PACKERS PLUS ENERGY SERV | 46,341.93 | 0.000539020 | 24.98 |
| TUBING HEAD & UPPER SECTION | CAMERON INTERNATIONAL | 1,582.13 | 0.000539020 | 0.85 |
| Total Tangible Well Cost Cost | | 47,924.06 | | 25.83 |
| <u>Equipment Beyond Wellhead</u> | | | | |
| AUTOMATION METERING EQUIPMENT | SCHNEIDER ELECTRIC SYSTEM | 6,329.06 | 0.000539020 | 3.41 |
| EMISSIONS CONTROL EQUIPMENT | VAPROX LLC | 19,863.87 | 0.000539020 | 10.71 |
| EMISSIONS CONTROL EQUIPMENT | VIKING INC | 10,853.10 | 0.000539020 | 5.85 |
| EMISSIONS CONTROL EQUIPMENT | VIKING INC | 10,853.10 | 0.000539020 | 5.85 |
| PRODUCTION EQUIP INSTALLATION | TRINITY OILFIELD SERVICES & | 1,450.62 | 0.000539020 | 0.78 |
| PRODUCTION EQUIP INSTALLATION | TRINITY OILFIELD SERVICES & | 1,149.95 | 0.000539020 | 0.62 |
| SEPARATION / TREATING EQUIPMENT | VIKING INC | 40,043.15 | 0.000539020 | 21.58 |
| SEPARATION / TREATING EQUIPMENT | VIKING INC | 40,043.15 | 0.000539020 | 21.58 |
| Total Equipment Beyond Wellhead Cost | | 130,586.00 | | 70.38 |
| 72310000-20 SUBTOTAL | | 336,204.47 | 181.22 | |
| PROPERTY 72310000 TOTAL | | 1,630,603.56 | 878.94 | |

10-30-2020

338

MEWBOURNE OIL COMPANY

MEWBOURNE OIL COMPANY
P O BOX 7698
TYLER, TX 75711-7698

TOM M RAGSDALE
400 N SAM HOUSTON PARKWAY EAST
SUITE 601
HOUSTON, TX 77060

INVOICE NO.: 202011-10032
INVOICE DATE: 11-30-2020
OWNER: 035904-1
BILLING FOR: November 2020

BALANCE FORWARD**20,788.92**

| CURRENT PERIOD ADJUSTMENT | | | | | AMOUNT |
|--|----------|---------------------|-----------------|--|-------------------|
| NETTING FROM REVENUE | | | | | |
| INVOICE #: 202010-08226 INVOICE DATE: 11/11/2020 | | | | | -20,788.92 |
| TOTAL CURRENT PERIOD ADJUSTMENT | | | | | -20,788.92 |
| CURRENT CHARGES | | GROSS | INTEREST | | NET |
| 62390000 - PRONGHORN 15 B3BO FED COM 1H | TIER: 30 | 19,092.96 | 0.0683747500 | | 1,305.48 |
| 62391000 - PRONGHORN 15 B3CN FED COM 1H | TIER: 30 | 18,706.65 | 0.0683747500 | | 1,279.08 |
| 62392000 - PRONGHORN 15 B3DM FED COM 1H | TIER: 30 | 18,930.44 | 0.0683747500 | | 1,294.37 |
| 62774000 - IBEX 10 B3MD FED COM 1H | TIER: 30 | 41,474.84 | 0.0527536400 | | 2,187.93 |
| 62775000 - IBEX 10 B3NC FED COM 1H | TIER: 30 | 21,494.21 | 0.0527536400 | | 1,133.89 |
| 62776000 - IBEX 10 B3OB FED COM 1H | TIER: 30 | 25,070.18 | 0.0322507100 | | 808.54 |
| 62906000 - GAZELLE 22 B2MD FED COM 2H | TIER: 30 | 21,392.44 | 0.1969919400 | | 4,214.12 |
| 62915000 - CREEDENCE 21/16 W0ED ST COM 2H | TIER: 20 | 6,363.12 | 0.0063636200 | | 40.49 |
| 62915000 - CREEDENCE 21/16 W0ED ST COM 2H | TIER: 30 | 112,944.56 | 0.0063636200 | | 718.71 |
| 62916000 - CREEDENCE 21/16 W1ED ST COM 1H | TIER: 20 | 6,769.90 | 0.0063636200 | | 43.08 |
| 62916000 - CREEDENCE 21/16 W1ED ST COM 1H | TIER: 30 | 118,598.53 | 0.0063636200 | | 754.70 |
| 62958000 - GAZELLE 22 B3MD FED COM 1H | TIER: 30 | 23,548.02 | 0.1969919400 | | 4,638.76 |
| 72185000 - CREEDENCE 21/16 W0FC ST COM 4H | TIER: 10 | 3,290.78 | 0.0063636200 | | 20.94 |
| 72185000 - CREEDENCE 21/16 W0FC ST COM 4H | TIER: 20 | 144,352.48 | 0.0063636200 | | 918.61 |
| 72185000 - CREEDENCE 21/16 W0FC ST COM 4H | TIER: 30 | 4,655.89 | 0.0063636200 | | 29.63 |
| 72186000 - CREEDENCE 21/16 W1FC ST COM 3H | TIER: 10 | 4,065.97 | 0.0063636200 | | 25.87 |
| 72186000 - CREEDENCE 21/16 W1FC ST COM 3H | TIER: 20 | 372,037.02 | 0.0063636200 | | 2,367.51 |
| 72310000 - IBEX 15/10 B1PA FED COM 2H | TIER: 10 | 71,946.33 | 0.0005390200 | | 38.80 |
| 72310000 - IBEX 15/10 B1PA FED COM 2H | TIER: 20 | 88,229.07 | 0.0005390200 | | 47.55 |
| TOTAL CURRENT CHARGES | | 1,122,963.39 | | | 21,868.06 |
| APPLIED ADVANCES | | | | | |
| 62916000 - CREEDENCE 21/16 W1ED ST COM 1H | | | | | -80.24 |
| 72185000 - CREEDENCE 21/16 W0FC ST COM 4H | | | | | -969.18 |
| 72186000 - CREEDENCE 21/16 W1FC ST COM 3H | | | | | -2,393.38 |
| APPLIED ADVANCES TOTAL | | | | | -3,442.80 |
| INVOICE TOTAL | | | | | 18,425.26 |
| OUTSTANDING BALANCE | | | | | 18,425.26 |

MEWBOURNE OIL COMPANY

Page 2

TOM M RAGSDALE
400 N SAM HOUSTON PARKWAY EAST
SUITE 601
HOUSTON, TX 77060

INVOICE NO.: 202011-10032
INVOICE DATE: 11-30-2020
OWNER: 035904-1
BILLING FOR: November 2020

PLEASE INDICATE INVOICE# 202011-10032
AND ACCOUNT# 035904-1
ON REMITTANCE
PAYMENT DUE 15 DAYS AFTER RECEIPT OF INVOICE PAYABLE IN US DOLLARS

FOR INQUIRIES, PLEASE CONTACT (903) 561-2900

Netted Owner

12-01-2020

340

MEWBOURNE OIL COMPANY

Page 3

TOM M RAGSDALE
400 N SAM HOUSTON PARKWAY EAST
SUITE 601
HOUSTON, TX 77060

INVOICE NO.: 202011-10032
INVOICE DATE: 11-30-2020
OWNER: 035904-1
BILLING FOR: November 2020

| REFERENCE/DESCRIPTION OF CHARGES | | GROSS CHARGES | WORKING INTEREST | NET CHARGE |
|--|-----------------------------|------------------|---------------------|-----------------|
| PROPERTY: 62390000 62390000-30 PRONGHORN 15 B3BO FED COM 1H | | | | |
| <u>Lease Operating Expense</u> | | | | |
| ADVALOREM TAXES | TAXATION & REVENUE DEPAI | 11,965.97 | 0.068374750 | 818.17 |
| AUTOMATION MAINTENANCE | AMERICAN MILLENNIUM COR | 25.70 | 0.068374750 | 1.76 |
| COMPANY SUPERVISION | MEWBOURNE OIL COMPANY | 363.00 | 0.068374750 | 24.82 |
| EMISSIONS CONTROL EQUIPMENT MAINTENANCE | G&A FABRICATION LLC | 152.36 | 0.068374750 | 10.42 |
| FUEL/ POWER / ELECTRICAL | XCEL ENERGY | 2,523.24 | 0.068374750 | 172.52 |
| LEASE & FACILITY | MEWBOURNE OIL COMPANY | 222.75 | 0.068374750 | 15.23 |
| LEASE & FACILITY MAINTENANCE | GUNS UP SERVICES | 93.90 | 0.068374750 | 6.42 |
| LEASE & FACILITY MAINTENANCE | INGRAM PROFESSIONAL SERV | 25.57 | 0.068374750 | 1.75 |
| LEASE & FACILITY MAINTENANCE | TRINITY OILFIELD SERVICES & | 274.30 | 0.068374750 | 18.75 |
| LEASE & FACILITY MAINTENANCE | TRINITY OILFIELD SERVICES & | 377.17 | 0.068374750 | 25.79 |
| LEASE & FACILITY MAINTENANCE | EP&S LLC | 343.96 | 0.068374750 | 23.52 |
| MISCELLANEOUS EQUIPMENT RENTAL | MEWBOURNE OIL COMPANY | 252.00 | 0.068374750 | 17.23 |
| OVERHEAD-FIXED RATE | MEWBOURNE OIL COMPANY | 856.29 | 0.068374750 | 58.55 |
| PUMPING | MEWBOURNE OIL COMPANY | 850.00 | 0.068374750 | 58.12 |
| PUMPING | MEWBOURNE OIL COMPANY | 425.00 | 0.068374750 | 29.06 |
| SALT WATER DISPOSAL | LIMESTONE BASIN PROPERTIE | 314.15 | 0.068374750 | 21.48 |
| SITE RESTORATION & EXCAVATION | BLADE SERVICES LLC | 27.60 | 0.068374750 | 1.89 |
| Total Lease Operating Expense Cost | | 19,092.96 | | 1,305.48 |
| 62390000-30 SUBTOTAL | | 19,092.96 | | 1,305.48 |
| PROPERTY 62390000 TOTAL | | 19,092.96 | | 1,305.48 |
| PROPERTY: 62391000 62391000-30 PRONGHORN 15 B3CN FED COM 1H | | | | |
| <u>Lease Operating Expense</u> | | | | |
| ADVALOREM TAXES | TAXATION & REVENUE DEPAI | 10,270.94 | 0.068374750 | 702.27 |
| COMPANY SUPERVISION | MEWBOURNE OIL COMPANY | 1,100.00 | 0.068374750 | 75.21 |
| FUEL/ POWER / ELECTRICAL | XCEL ENERGY | 290.69 | 0.068374750 | 19.88 |
| GATHERING/TREATING/DEHYDRATION | PRO-KEM INC | 697.13 | 0.068374750 | 47.67 |
| LEASE & FACILITY MAINTENANCE | T&J VALVE | 925.04 | 0.068374750 | 63.25 |
| LEASE & FACILITY MAINTENANCE | TURNCO ENTERPRISES LLC | 787.37 | 0.068374750 | 53.84 |
| LEASE & FACILITY MAINTENANCE | TURNCO ENTERPRISES LLC | 709.87 | 0.068374750 | 48.54 |
| LEASE & FACILITY MAINTENANCE | TURNCO ENTERPRISES LLC | 190.00 | 0.068374750 | 12.99 |
| LEASE & FACILITY MAINTENANCE | INGRAM PROFESSIONAL SERV | 25.53 | 0.068374750 | 1.74 |
| MISCELLANEOUS EQUIPMENT RENTAL | MEWBOURNE OIL COMPANY | 252.00 | 0.068374750 | 17.23 |
| OVERHEAD-FIXED RATE | MEWBOURNE OIL COMPANY | 856.29 | 0.068374750 | 58.55 |
| PRIME MOVER / PUMP MAINTENANCE | HR COMPRESSION & SERVICE | 1,211.94 | 0.068374750 | 82.87 |
| PUMPING | MEWBOURNE OIL COMPANY | 850.00 | 0.068374750 | 58.12 |
| PUMPING | MEWBOURNE OIL COMPANY | 212.50 | 0.068374750 | 14.53 |
| SALT WATER DISPOSAL | LIMESTONE BASIN PROPERTIE | 299.75 | 0.068374750 | 20.50 |
| SITE RESTORATION & EXCAVATION | BLADE SERVICES LLC | 27.60 | 0.068374750 | 1.89 |
| Total Lease Operating Expense Cost | | 18,706.65 | | 1,279.08 |

12-01-2020

341

MEWBOURNE OIL COMPANY

Page 4

TOM M RAGSDALE
400 N SAM HOUSTON PARKWAY EAST
SUITE 601
HOUSTON, TX 77060

INVOICE NO.: 202011-10032
INVOICE DATE: 11-30-2020
OWNER: 035904-1
BILLING FOR: November 2020

| REFERENCE/DESCRIPTION OF CHARGES | GROSS CHARGES | WORKING INTEREST | NET CHARGE | |
|---|---------------------------|------------------|-------------|----------|
| 62391000-30 SUBTOTAL | 18,706.65 | 1,279.08 | | |
| PROPERTY 62391000 TOTAL | 18,706.65 | 1,279.08 | | |
| PROPERTY: 62392000 62392000-30 PRONGHORN 15 B3DM FED COM 1H | | | | |
| Lease Operating Expense | | | | |
| ADVALOREM TAXES | TAXATION & REVENUE DEPAI | 10,078.82 | 0.068374750 | 689.14 |
| FUEL/ POWER / ELECTRICAL | XCEL ENERGY | 2,579.29 | 0.068374750 | 176.35 |
| LEASE & FACILITY MAINTENANCE | K&S OILFIELD SUPPLIES LLC | 270.51 | 0.068374750 | 18.49 |
| LEASE & FACILITY MAINTENANCE | TURNCO ENTERPRISES LLC | 787.39 | 0.068374750 | 53.84 |
| LEASE & FACILITY MAINTENANCE | TURNCO ENTERPRISES LLC | 709.89 | 0.068374750 | 48.54 |
| LEASE & FACILITY MAINTENANCE | TURNCO ENTERPRISES LLC | 665.00 | 0.068374750 | 45.47 |
| LEASE & FACILITY MAINTENANCE | TURNCO ENTERPRISES LLC | 190.00 | 0.068374750 | 12.99 |
| LEASE & FACILITY MAINTENANCE | INGRAM PROFESSIONAL SERV | 25.56 | 0.068374750 | 1.75 |
| MISCELLANEOUS EQUIPMENT RENTAL | MEWBOURNE OIL COMPANY | 252.00 | 0.068374750 | 17.23 |
| OVERHEAD-FIXED RATE | MEWBOURNE OIL COMPANY | 856.32 | 0.068374750 | 58.55 |
| PRIME MOVER / PUMP MAINTENANCE | HR COMPRESSION & SERVICE | 1,211.94 | 0.068374750 | 82.87 |
| PUMPING | MEWBOURNE OIL COMPANY | 850.00 | 0.068374750 | 58.12 |
| PUMPING | MEWBOURNE OIL COMPANY | 212.50 | 0.068374750 | 14.53 |
| SALT WATER DISPOSAL | LIMESTONE BASIN PROPERTIE | 213.62 | 0.068374750 | 14.61 |
| SITE RESTORATION & EXCAVATION | BLADE SERVICES LLC | 27.60 | 0.068374750 | 1.89 |
| Total Lease Operating Expense Cost | | 18,930.44 | | 1,294.37 |
| 62392000-30 SUBTOTAL | 18,930.44 | 1,294.37 | | |
| PROPERTY 62392000 TOTAL | 18,930.44 | 1,294.37 | | |
| PROPERTY: 62774000 62774000-30 IBEX 10 B3MD FED COM 1H | | | | |
| Lease Operating Expense | | | | |
| ADVALOREM TAXES | TAXATION & REVENUE DEPAI | 30,509.88 | 0.052753640 | 1,609.50 |
| AUTOMATION MAINTENANCE | AMERICAN MILLENNIUM COR | 28.10 | 0.052753640 | 1.48 |
| EMISSIONS CONTROL EQUIPMENT MAINTENANCE | G&A FABRICATION LLC | 152.36 | 0.052753640 | 8.04 |
| FUEL/ POWER / ELECTRICAL | XCEL ENERGY | 400.76 | 0.052753640 | 21.14 |
| LEASE & FACILITY | MEWBOURNE OIL COMPANY | 452.25 | 0.052753640 | 23.86 |
| LEASE & FACILITY MAINTENANCE | TURNCO ENTERPRISES LLC | 519.87 | 0.052753640 | 27.43 |
| LEASE & FACILITY MAINTENANCE | TURNCO ENTERPRISES LLC | 929.87 | 0.052753640 | 49.05 |
| LEASE & FACILITY MAINTENANCE | TURNCO ENTERPRISES LLC | 929.87 | 0.052753640 | 49.05 |
| LEASE & FACILITY MAINTENANCE | TURNCO ENTERPRISES LLC | 190.00 | 0.052753640 | 10.02 |
| LEASE & FACILITY MAINTENANCE | INGRAM PROFESSIONAL SERV | 25.52 | 0.052753640 | 1.35 |
| MISCELLANEOUS EQUIPMENT RENTAL | MEWBOURNE OIL COMPANY | 252.00 | 0.052753640 | 13.29 |
| OVERHEAD-FIXED RATE | MEWBOURNE OIL COMPANY | 881.16 | 0.052753640 | 46.48 |
| PUMPING | MEWBOURNE OIL COMPANY | 850.00 | 0.052753640 | 44.84 |
| PUMPING | MEWBOURNE OIL COMPANY | 425.00 | 0.052753640 | 22.42 |
| RENTAL SERVICES | SERVICE COMPRESSION LLC | 4,503.23 | 0.052753640 | 237.56 |
| SALT WATER DISPOSAL | LIMESTONE BASIN PROPERTIE | 397.38 | 0.052753640 | 20.96 |

12-01-2020

342

MEWBOURNE OIL COMPANY

Page 5

TOM M RAGSDALE
400 N SAM HOUSTON PARKWAY EAST
SUITE 601
HOUSTON, TX 77060

INVOICE NO.: 202011-10032
INVOICE DATE: 11-30-2020
OWNER: 035904-1
BILLING FOR: November 2020

| REFERENCE/DESCRIPTION OF CHARGES | | GROSS CHARGES | WORKING INTEREST | NET CHARGE |
|---|-----------------------------|------------------|------------------|------------|
| SITE RESTORATION & EXCAVATION | BLADE SERVICES LLC | 27.59 | 0.052753640 | 1.46 |
| Total Lease Operating Expense Cost | | 41,474.84 | | 2,187.93 |
| 62774000-30 SUBTOTAL | | 41,474.84 | 2,187.93 | |
| PROPERTY 62774000 TOTAL | | 41,474.84 | 2,187.93 | |
| PROPERTY: 62775000 62775000-30 IBEX 10 B3NC FED COM 1H | | | | |
| <u>Lease Operating Expense</u> | | | | |
| ADVALOREM TAXES | TAXATION & REVENUE DEPAI | 13,735.07 | 0.052753640 | 724.58 |
| AUTOMATION MAINTENANCE | AMERICAN MILLENNIUM COR | 28.11 | 0.052753640 | 1.48 |
| COMPANY SUPERVISION | MEWBOURNE OIL COMPANY | 1,298.00 | 0.052753640 | 68.48 |
| EMISSIONS CONTROL EQUIPMENT MAINTENANCE | G&A FABRICATION LLC | 152.36 | 0.052753640 | 8.04 |
| FUEL/ POWER / ELECTRICAL | XCEL ENERGY | 376.66 | 0.052753640 | 19.87 |
| LEASE & FACILITY | MEWBOURNE OIL COMPANY | 222.75 | 0.052753640 | 11.75 |
| LEASE & FACILITY MAINTENANCE | GARNER PUMP & SUPPLY INC | 325.56 | 0.052753640 | 17.17 |
| LEASE & FACILITY MAINTENANCE | TURNCO ENTERPRISES LLC | 519.89 | 0.052753640 | 27.43 |
| LEASE & FACILITY MAINTENANCE | TURNCO ENTERPRISES LLC | 929.89 | 0.052753640 | 49.05 |
| LEASE & FACILITY MAINTENANCE | TURNCO ENTERPRISES LLC | 929.89 | 0.052753640 | 49.05 |
| LEASE & FACILITY MAINTENANCE | TURNCO ENTERPRISES LLC | 190.00 | 0.052753640 | 10.02 |
| LEASE & FACILITY MAINTENANCE | INGRAM PROFESSIONAL SERV | 25.53 | 0.052753640 | 1.35 |
| MISCELLANEOUS EQUIPMENT RENTAL | MEWBOURNE OIL COMPANY | 252.00 | 0.052753640 | 13.29 |
| OVERHEAD-FIXED RATE | MEWBOURNE OIL COMPANY | 881.16 | 0.052753640 | 46.48 |
| PUMPING | MEWBOURNE OIL COMPANY | 850.00 | 0.052753640 | 44.84 |
| PUMPING | MEWBOURNE OIL COMPANY | 425.00 | 0.052753640 | 22.42 |
| SALT WATER DISPOSAL | LIMESTONE BASIN PROPERTIE | 324.75 | 0.052753640 | 17.13 |
| SITE RESTORATION & EXCAVATION | BLADE SERVICES LLC | 27.59 | 0.052753640 | 1.46 |
| Total Lease Operating Expense Cost | | 21,494.21 | | 1,133.89 |
| 62775000-30 SUBTOTAL | | 21,494.21 | 1,133.89 | |
| PROPERTY 62775000 TOTAL | | 21,494.21 | 1,133.89 | |
| PROPERTY: 62776000 62776000-30 IBEX 10 B3OB FED COM 1H | | | | |
| <u>Lease Operating Expense</u> | | | | |
| ADVALOREM TAXES | TAXATION & REVENUE DEPAI | 20,397.30 | 0.032250710 | 657.83 |
| AUTOMATION MAINTENANCE | AMERICAN MILLENNIUM COR | 25.70 | 0.032250710 | 0.83 |
| EMISSIONS CONTROL EQUIPMENT MAINTENANCE | G&A FABRICATION LLC | 152.36 | 0.032250710 | 4.91 |
| FUEL/ POWER / ELECTRICAL | XCEL ENERGY | 357.21 | 0.032250710 | 11.52 |
| LEASE & FACILITY | MEWBOURNE OIL COMPANY | 337.50 | 0.032250710 | 10.88 |
| LEASE & FACILITY MAINTENANCE | K&S OILFIELD SUPPLIES LLC | 275.43 | 0.032250710 | 8.88 |
| LEASE & FACILITY MAINTENANCE | GUNS UP SERVICES | 93.90 | 0.032250710 | 3.03 |
| LEASE & FACILITY MAINTENANCE | INGRAM PROFESSIONAL SERV | 25.57 | 0.032250710 | 0.83 |
| LEASE & FACILITY MAINTENANCE | TRINITY OILFIELD SERVICES & | 274.30 | 0.032250710 | 8.85 |
| LEASE & FACILITY MAINTENANCE | TRINITY OILFIELD SERVICES & | 377.16 | 0.032250710 | 12.16 |
| MISCELLANEOUS EQUIPMENT RENTAL | MEWBOURNE OIL COMPANY | 252.00 | 0.032250710 | 8.13 |

12-01-2020

343

MEWBOURNE OIL COMPANY

Page 6

TOM M RAGSDALE
400 N SAM HOUSTON PARKWAY EAST
SUITE 601
HOUSTON, TX 77060

INVOICE NO.: 202011-10032
INVOICE DATE: 11-30-2020
OWNER: 035904-1
BILLING FOR: November 2020

| REFERENCE/DESCRIPTION OF CHARGES | | GROSS CHARGES | WORKING INTEREST | NET CHARGE |
|--|---------------------------|------------------|------------------|------------|
| OVERHEAD-FIXED RATE | MEWBOURNE OIL COMPANY | 881.16 | 0.032250710 | 28.42 |
| PUMPING | MEWBOURNE OIL COMPANY | 850.00 | 0.032250710 | 27.41 |
| PUMPING | MEWBOURNE OIL COMPANY | 425.00 | 0.032250710 | 13.71 |
| SALT WATER DISPOSAL | LIMESTONE BASIN PROPERTIE | 317.99 | 0.032250710 | 10.26 |
| SITE RESTORATION & EXCAVATION | BLADE SERVICES LLC | 27.60 | 0.032250710 | 0.89 |
| Total Lease Operating Expense Cost | | 25,070.18 | | 808.54 |
| 62776000-30 SUBTOTAL | | 25,070.18 | 808.54 | |
| PROPERTY 62776000 TOTAL | | 25,070.18 | 808.54 | |
| PROPERTY: 62906000 62906000-30 GAZELLE 22 B2MD FED COM 2H | | | | |
| <u>Lease Operating Expense</u> | | | | |
| ADVALOREM TAXES | TAXATION & REVENUE DEPAI | 11,352.16 | 0.196991940 | 2,236.29 |
| AUTOMATION MAINTENANCE | AMERICAN MILLENNIUM COR | 15.54 | 0.196991940 | 3.06 |
| COMPANY SUPERVISION | MEWBOURNE OIL COMPANY | 363.00 | 0.196991940 | 71.51 |
| COMPANY SUPERVISION | MEWBOURNE OIL COMPANY | 1,100.00 | 0.196991940 | 216.69 |
| EMISSIONS CONTROL EQUIPMENT MAINTENANCE | G&A FABRICATION LLC | 76.19 | 0.196991940 | 15.01 |
| EMISSIONS CONTROL EQUIPMENT MAINTENANCE | G&A FABRICATION LLC | 141.92 | 0.196991940 | 27.96 |
| EMISSIONS CONTROL EQUIPMENT MAINTENANCE | TURNCO ENTERPRISES LLC | 71.25 | 0.196991940 | 14.03 |
| FUEL/ POWER / ELECTRICAL | XCEL ENERGY | 267.11 | 0.196991940 | 52.62 |
| GATHERING/TREATING/DEHYDRATION | PRO-KEM INC | 697.13 | 0.196991940 | 137.33 |
| LEASE & FACILITY | MEWBOURNE OIL COMPANY | 391.50 | 0.196991940 | 77.12 |
| LEASE & FACILITY | MEWBOURNE OIL COMPANY | 1,012.50 | 0.196991940 | 199.46 |
| LEASE & FACILITY MAINTENANCE | GUNS UP SERVICES | 431.93 | 0.196991940 | 85.08 |
| LEASE & FACILITY MAINTENANCE | TURNCO ENTERPRISES LLC | 488.69 | 0.196991940 | 96.27 |
| LEASE & FACILITY MAINTENANCE | TURNCO ENTERPRISES LLC | 402.44 | 0.196991940 | 79.27 |
| LEASE & FACILITY MAINTENANCE | TURNCO ENTERPRISES LLC | 95.00 | 0.196991940 | 18.71 |
| LEASE & FACILITY MAINTENANCE | TURNCO ENTERPRISES LLC | 118.75 | 0.196991940 | 23.39 |
| LEASE & FACILITY MAINTENANCE | INGRAM PROFESSIONAL SERV | 25.58 | 0.196991940 | 5.04 |
| LEASE & FACILITY MAINTENANCE | EP&S LLC | 138.11 | 0.196991940 | 27.21 |
| MISCELLANEOUS EQUIPMENT RENTAL | MEWBOURNE OIL COMPANY | 252.00 | 0.196991940 | 49.64 |
| OVERHEAD-FIXED RATE | MEWBOURNE OIL COMPANY | 881.16 | 0.196991940 | 173.58 |
| PUMPING | MEWBOURNE OIL COMPANY | 850.00 | 0.196991940 | 167.44 |
| PUMPING | MEWBOURNE OIL COMPANY | 425.00 | 0.196991940 | 83.72 |
| SALT WATER DISPOSAL | LIMESTONE BASIN PROPERTIE | 382.36 | 0.196991940 | 75.32 |
| SITE RESTORATION & EXCAVATION | BLADE SERVICES LLC | 444.41 | 0.196991940 | 87.54 |
| SITE RESTORATION & EXCAVATION | BLADE SERVICES LLC | 851.24 | 0.196991940 | 167.68 |
| SITE RESTORATION & EXCAVATION | BLADE SERVICES LLC | 27.60 | 0.196991940 | 5.44 |
| SITE RESTORATION & EXCAVATION | SUNDANCE SERVICES WEST IT | 89.87 | 0.196991940 | 17.71 |
| Total Lease Operating Expense Cost | | 21,392.44 | | 4,214.12 |
| 62906000-30 SUBTOTAL | | 21,392.44 | 4,214.12 | |
| PROPERTY 62906000 TOTAL | | 21,392.44 | 4,214.12 | |

12-01-2020

344

MEWBOURNE OIL COMPANY

Page 7

TOM M RAGSDALE
400 N SAM HOUSTON PARKWAY EAST
SUITE 601
HOUSTON, TX 77060

INVOICE NO.: 202011-10032
INVOICE DATE: 11-30-2020
OWNER: 035904-1
BILLING FOR: November 2020

| REFERENCE/DESCRIPTION OF CHARGES | | GROSS CHARGES | WORKING INTEREST | NET CHARGE |
|--|--------------------------|-------------------|---------------------|---------------|
| PROPERTY: 62915000 62915000-20 CREEDENCE 21/16 W0ED ST COM 2H | | | | |
| <u>Tangible Well Cost</u> | | | | |
| SUBSURFACE EQUIP. & ARTIFICIAL LIFT SYSTEMS | ENDURANCE LIFT SOLUTIONS | 3,217.50 | 0.006363620 | 20.47 |
| Total Tangible Well Cost Cost | | 3,217.50 | | 20.47 |
| <u>Equipment Beyond Wellhead</u> | | | | |
| SEPARATION / TREATING EQUIPMENT | AUTOMATED WELLHEAD COM | 3,145.62 | 0.006363620 | 20.02 |
| Total Equipment Beyond Wellhead Cost | | 3,145.62 | | 20.02 |
| 62915000-20 SUBTOTAL | | 6,363.12 | 40.49 | |
| PROPERTY: 62915000 62915000-30 CREEDENCE 21/16 W0ED ST COM 2H | | | | |
| <u>Lease Operating Expense</u> | | | | |
| ADVALOREM TAXES | TAXATION & REVENUE DEPAI | 7,334.50 | 0.006363620 | 46.67 |
| COMPANY SUPERVISION | MEWBOURNE OIL COMPANY | 550.00 | 0.006363620 | 3.50 |
| COMPANY SUPERVISION | MEWBOURNE OIL COMPANY | 550.00 | 0.006363620 | 3.50 |
| COMPANY SUPERVISION | MEWBOURNE OIL COMPANY | 550.00 | 0.006363620 | 3.50 |
| COMPANY SUPERVISION | MEWBOURNE OIL COMPANY | 275.00 | 0.006363620 | 1.75 |
| COMPANY SUPERVISION | MEWBOURNE OIL COMPANY | 550.00 | 0.006363620 | 3.50 |
| EMISSIONS CONTROL EQUIPMENT MAINTENANCE | G&A FABRICATION LLC | 94.98 | 0.006363620 | 0.60 |
| EMISSIONS CONTROL EQUIPMENT MAINTENANCE | G&A FABRICATION LLC | 120.05 | 0.006363620 | 0.76 |
| EMISSIONS CONTROL EQUIPMENT MAINTENANCE | G&A FABRICATION LLC | 394.66 | 0.006363620 | 2.51 |
| EMISSIONS CONTROL EQUIPMENT MAINTENANCE | G&A FABRICATION LLC | 121.37 | 0.006363620 | 0.77 |
| EMISSIONS CONTROL EQUIPMENT MAINTENANCE | VAPROX LLC | 266.77 | 0.006363620 | 1.70 |
| EMISSIONS CONTROL EQUIPMENT MAINTENANCE | AUTOMATED WELLHEAD COM | 21,138.08 | 0.006363620 | 134.51 |
| EMISSIONS CONTROL EQUIPMENT MAINTENANCE | AUTOMATED WELLHEAD COM | 225.17 | 0.006363620 | 1.43 |
| EMISSIONS CONTROL EQUIPMENT MAINTENANCE | AUTOMATED WELLHEAD COM | 260.66 | 0.006363620 | 1.66 |
| EMISSIONS CONTROL EQUIPMENT MAINTENANCE | AUTOMATED WELLHEAD COM | 286.09 | 0.006363620 | 1.82 |
| EMISSIONS CONTROL EQUIPMENT MAINTENANCE | AUTOMATED WELLHEAD COM | 166.89 | 0.006363620 | 1.06 |
| EMISSIONS CONTROL EQUIPMENT MAINTENANCE | AUTOMATED WELLHEAD COM | 2,494.43 | 0.006363620 | 15.87 |
| FUEL/ POWER / ELECTRICAL | XCEL ENERGY | 9,049.90 | 0.006363620 | 57.59 |
| LEASE & FACILITY | MEWBOURNE OIL COMPANY | 560.25 | 0.006363620 | 3.57 |
| LEASE & FACILITY MAINTENANCE | INGRAM PROFESSIONAL SERV | 130.22 | 0.006363620 | 0.83 |
| LEASE & FACILITY MAINTENANCE | INGRAM PROFESSIONAL SERV | 240.76 | 0.006363620 | 1.53 |
| OVERHEAD-FIXED RATE | MEWBOURNE OIL COMPANY | 881.16 | 0.006363620 | 5.61 |
| PUMPING | MEWBOURNE OIL COMPANY | 850.00 | 0.006363620 | 5.41 |
| PUMPING | MEWBOURNE OIL COMPANY | 850.00 | 0.006363620 | 5.41 |
| RENTAL SERVICES | D&H TRUCKING | 310.14 | 0.006363620 | 1.97 |
| SALT WATER DISPOSAL | MEWBOURNE OIL COMPANY | 64,693.48 | 0.006363620 | 411.68 |
| Total Lease Operating Expense Cost | | 112,944.56 | | 718.71 |
| 62915000-30 SUBTOTAL | | 112,944.56 | 718.71 | |
| PROPERTY 62915000 TOTAL | | 119,307.68 | 759.20 | |
| PROPERTY: 62916000 62916000-20 CREEDENCE 21/16 W1ED ST COM 1H | | | | |

12-01-2020

345

MEWBOURNE OIL COMPANY

Page 8

TOM M RAGSDALE
400 N SAM HOUSTON PARKWAY EAST
SUITE 601
HOUSTON, TX 77060

INVOICE NO.: 202011-10032
INVOICE DATE: 11-30-2020
OWNER: 035904-1
BILLING FOR: November 2020

| REFERENCE/DESCRIPTION OF CHARGES | | GROSS CHARGES | WORKING INTEREST | NET CHARGE |
|--|--------------------------|-------------------|------------------|---------------|
| <u>Tangible Well Cost</u> | | | | |
| SUBSURFACE EQUIP. & ARTIFICIAL LIFT SYSTEMS | ENDURANCE LIFT SOLUTIONS | 3,624.29 | 0.006363620 | 23.06 |
| Total Tangible Well Cost Cost | | 3,624.29 | | 23.06 |
| <u>Equipment Beyond Wellhead</u> | | | | |
| SEPARATION / TREATING EQUIPMENT | AUTOMATED WELLHEAD COM | 3,145.61 | 0.006363620 | 20.02 |
| Total Equipment Beyond Wellhead Cost | | 3,145.61 | | 20.02 |
| 62916000-20 SUBTOTAL | | 6,769.90 | 43.08 | |
| PROPERTY: 62916000 62916000-30 CREEDENCE 21/16 WIED ST COM 1H | | | | |
| <u>Lease Operating Expense</u> | | | | |
| ADVALOREM TAXES | TAXATION & REVENUE DEPAI | 7,217.79 | 0.006363620 | 45.93 |
| COMPANY SUPERVISION | MEWBOURNE OIL COMPANY | 550.00 | 0.006363620 | 3.50 |
| COMPANY SUPERVISION | MEWBOURNE OIL COMPANY | 374.00 | 0.006363620 | 2.38 |
| COMPANY SUPERVISION | MEWBOURNE OIL COMPANY | 550.00 | 0.006363620 | 3.50 |
| COMPANY SUPERVISION | MEWBOURNE OIL COMPANY | 275.00 | 0.006363620 | 1.75 |
| COMPANY SUPERVISION | MEWBOURNE OIL COMPANY | 1,100.00 | 0.006363620 | 7.00 |
| COMPANY SUPERVISION | MEWBOURNE OIL COMPANY | 550.00 | 0.006363620 | 3.50 |
| EMISSIONS CONTROL EQUIPMENT MAINTENANCE | G&A FABRICATION LLC | 94.98 | 0.006363620 | 0.60 |
| EMISSIONS CONTROL EQUIPMENT MAINTENANCE | G&A FABRICATION LLC | 120.03 | 0.006363620 | 0.76 |
| EMISSIONS CONTROL EQUIPMENT MAINTENANCE | G&A FABRICATION LLC | 394.62 | 0.006363620 | 2.51 |
| EMISSIONS CONTROL EQUIPMENT MAINTENANCE | G&A FABRICATION LLC | 121.34 | 0.006363620 | 0.77 |
| EMISSIONS CONTROL EQUIPMENT MAINTENANCE | VAPROX LLC | 266.76 | 0.006363620 | 1.70 |
| EMISSIONS CONTROL EQUIPMENT MAINTENANCE | AUTOMATED WELLHEAD COM | 21,138.08 | 0.006363620 | 134.51 |
| EMISSIONS CONTROL EQUIPMENT MAINTENANCE | AUTOMATED WELLHEAD COM | 225.15 | 0.006363620 | 1.43 |
| EMISSIONS CONTROL EQUIPMENT MAINTENANCE | AUTOMATED WELLHEAD COM | 260.66 | 0.006363620 | 1.66 |
| EMISSIONS CONTROL EQUIPMENT MAINTENANCE | AUTOMATED WELLHEAD COM | 286.08 | 0.006363620 | 1.82 |
| EMISSIONS CONTROL EQUIPMENT MAINTENANCE | AUTOMATED WELLHEAD COM | 166.88 | 0.006363620 | 1.06 |
| EMISSIONS CONTROL EQUIPMENT MAINTENANCE | AUTOMATED WELLHEAD COM | 2,494.35 | 0.006363620 | 15.87 |
| FUEL/ POWER / ELECTRICAL | XCEL ENERGY | 9,011.64 | 0.006363620 | 57.35 |
| LEASE & FACILITY | MEWBOURNE OIL COMPANY | 560.25 | 0.006363620 | 3.57 |
| LEASE & FACILITY MAINTENANCE | INGRAM PROFESSIONAL SERV | 130.17 | 0.006363620 | 0.83 |
| LEASE & FACILITY MAINTENANCE | INGRAM PROFESSIONAL SERV | 240.74 | 0.006363620 | 1.53 |
| OVERHEAD-FIXED RATE | MEWBOURNE OIL COMPANY | 881.16 | 0.006363620 | 5.61 |
| PUMPING | MEWBOURNE OIL COMPANY | 850.00 | 0.006363620 | 5.41 |
| PUMPING | MEWBOURNE OIL COMPANY | 850.00 | 0.006363620 | 5.41 |
| RENTAL SERVICES | D&H TRUCKING | 310.14 | 0.006363620 | 1.97 |
| SALT WATER DISPOSAL | MEWBOURNE OIL COMPANY | 69,578.71 | 0.006363620 | 442.77 |
| Total Lease Operating Expense Cost | | 118,598.53 | | 754.70 |
| 62916000-30 SUBTOTAL | | 118,598.53 | 754.70 | |
| PROPERTY 62916000 TOTAL | | 125,368.43 | 797.78 | |
| 62916000PREPAYMENTS | | | | -80.24 |

12-01-2020

346

MEWBOURNE OIL COMPANY

Page 9

TOM M RAGSDALE
400 N SAM HOUSTON PARKWAY EAST
SUITE 601
HOUSTON, TX 77060

INVOICE NO.: 202011-10032
INVOICE DATE: 11-30-2020
OWNER: 035904-1
BILLING FOR: November 2020

| REFERENCE/DESCRIPTION OF CHARGES | | GROSS CHARGES | WORKING INTEREST | NET CHARGE |
|--|---------------------------|------------------|---------------------|-----------------|
| PROPERTY: 62958000 62958000-30 GAZELLE 22 B3MD FED COM 1H | | | | |
| <u>Lease Operating Expense</u> | | | | |
| ADVALOREM TAXES | TAXATION & REVENUE DEPAI | 13,407.36 | 0.196991940 | 2,641.14 |
| AUTOMATION MAINTENANCE | AMERICAN MILLENNIUM COR | 15.54 | 0.196991940 | 3.06 |
| COMPANY SUPERVISION | MEWBOURNE OIL COMPANY | 550.00 | 0.196991940 | 108.36 |
| EMISSIONS CONTROL EQUIPMENT MAINTENANCE | G&A FABRICATION LLC | 76.19 | 0.196991940 | 15.01 |
| EMISSIONS CONTROL EQUIPMENT MAINTENANCE | G&A FABRICATION LLC | 141.92 | 0.196991940 | 27.96 |
| EMISSIONS CONTROL EQUIPMENT MAINTENANCE | TURNCO ENTERPRISES LLC | 71.25 | 0.196991940 | 14.03 |
| FUEL/ POWER / ELECTRICAL | XCEL ENERGY | 426.98 | 0.196991940 | 84.11 |
| GATHERING/TREATING/DEHYDRATION | PRO-KEM INC | 697.13 | 0.196991940 | 137.33 |
| LEASE & FACILITY | MEWBOURNE OIL COMPANY | 168.75 | 0.196991940 | 33.24 |
| LEASE & FACILITY | MEWBOURNE OIL COMPANY | 843.75 | 0.196991940 | 166.21 |
| LEASE & FACILITY MAINTENANCE | T&J VALVE | 1,126.63 | 0.196991940 | 221.94 |
| LEASE & FACILITY MAINTENANCE | GUNS UP SERVICES | 431.93 | 0.196991940 | 85.08 |
| LEASE & FACILITY MAINTENANCE | TURNCO ENTERPRISES LLC | 488.69 | 0.196991940 | 96.27 |
| LEASE & FACILITY MAINTENANCE | TURNCO ENTERPRISES LLC | 402.44 | 0.196991940 | 79.27 |
| LEASE & FACILITY MAINTENANCE | TURNCO ENTERPRISES LLC | 95.00 | 0.196991940 | 18.71 |
| LEASE & FACILITY MAINTENANCE | TURNCO ENTERPRISES LLC | 118.75 | 0.196991940 | 23.39 |
| LEASE & FACILITY MAINTENANCE | INGRAM PROFESSIONAL SERV | 25.50 | 0.196991940 | 5.03 |
| LEASE & FACILITY MAINTENANCE | EP&S LLC | 138.11 | 0.196991940 | 27.21 |
| MISCELLANEOUS EQUIPMENT RENTAL | MEWBOURNE OIL COMPANY | 252.00 | 0.196991940 | 49.64 |
| OVERHEAD-FIXED RATE | MEWBOURNE OIL COMPANY | 881.16 | 0.196991940 | 173.58 |
| PUMPING | MEWBOURNE OIL COMPANY | 850.00 | 0.196991940 | 167.44 |
| PUMPING | MEWBOURNE OIL COMPANY | 425.00 | 0.196991940 | 83.72 |
| SALT WATER DISPOSAL | LIMESTONE BASIN PROPERTIE | 500.77 | 0.196991940 | 98.64 |
| SITE RESTORATION & EXCAVATION | BLADE SERVICES LLC | 444.43 | 0.196991940 | 87.54 |
| SITE RESTORATION & EXCAVATION | BLADE SERVICES LLC | 851.28 | 0.196991940 | 167.70 |
| SITE RESTORATION & EXCAVATION | BLADE SERVICES LLC | 27.58 | 0.196991940 | 5.44 |
| SITE RESTORATION & EXCAVATION | SUNDANCE SERVICES WEST IN | 89.88 | 0.196991940 | 17.71 |
| Total Lease Operating Expense Cost | | 23,548.02 | | 4,638.76 |
| 62958000-30 SUBTOTAL | | 23,548.02 | | 4,638.76 |
| PROPERTY 62958000 TOTAL | | 23,548.02 | | 4,638.76 |
| PROPERTY: 72185000 72185000-10 CREEDENCE 21/16 W0FC ST COM 4H | | | | |
| <u>Intangible Well Cost</u> | | | | |
| INSPECTION & REPAIR SERVICES | PATTERSON UTI DRILLING CO | 3,290.78 | 0.006363620 | 20.94 |
| Total Intangible Well Cost Cost | | 3,290.78 | | 20.94 |
| 72185000-10 SUBTOTAL | | 3,290.78 | | 20.94 |
| PROPERTY: 72185000 72185000-20 CREEDENCE 21/16 W0FC ST COM 4H | | | | |
| <u>Intangible Well Cost</u> | | | | |
| COMPANY SUPERVISION | MEWBOURNE OIL COMPANY | 550.00 | 0.006363620 | 3.50 |

12-01-2020

347

MEWBOURNE OIL COMPANY

Page 10

TOM M RAGSDALE
400 N SAM HOUSTON PARKWAY EAST
SUITE 601
HOUSTON, TX 77060

INVOICE NO.: 202011-10032
INVOICE DATE: 11-30-2020
OWNER: 035904-1
BILLING FOR: November 2020

| REFERENCE/DESCRIPTION OF CHARGES | | GROSS CHARGES | WORKING INTEREST | NET CHARGE |
|--|-----------------------------|-------------------|------------------|------------|
| COMPANY SUPERVISION | MEWBOURNE OIL COMPANY | 550.00 | 0.006363620 | 3.50 |
| COMPANY SUPERVISION | MEWBOURNE OIL COMPANY | 1,650.00 | 0.006363620 | 10.50 |
| COMPANY SUPERVISION | MEWBOURNE OIL COMPANY | 275.00 | 0.006363620 | 1.75 |
| COMPANY SUPERVISION | MEWBOURNE OIL COMPANY | 550.00 | 0.006363620 | 3.50 |
| CONTRACT SERVICES & SUPERVISION | SDS PETROLEUM CONSULTAN | 2,384.06 | 0.006363620 | 15.17 |
| CONTRACT SERVICES & SUPERVISION | SDS PETROLEUM CONSULTAN | 4,768.13 | 0.006363620 | 30.34 |
| CONTRACT SERVICES & SUPERVISION | SDS PETROLEUM CONSULTAN | 6,357.50 | 0.006363620 | 40.46 |
| LOCATION / RESTORATION | R360 ENVIRONMENTAL SOLUT | -116.05 | 0.006363620 | -0.74 |
| LOGGING & WIRELINE SERVICES | XTREME CRANE & RIGGING LI | 10,790.00 | 0.006363620 | 68.66 |
| LOGGING & WIRELINE SERVICES | XTREME CRANE & RIGGING LI | 4,500.00 | 0.006363620 | 28.64 |
| LOGGING & WIRELINE SERVICES | XTREME CRANE & RIGGING LI | 3,000.00 | 0.006363620 | 19.09 |
| OVERHEAD FIXED RATE | MEWBOURNE OIL COMPANY | 271.48 | 0.006363620 | 1.73 |
| STIMULATION RENTALS & OTHER | TFH LTD CO | 6,216.49 | 0.006363620 | 39.56 |
| STIMULATION RENTALS & OTHER | WELL FOAM INC | 1,691.68 | 0.006363620 | 10.77 |
| STIMULATION RENTALS & OTHER | TRINITY OILFIELD SERVICES & | 1,928.44 | 0.006363620 | 12.27 |
| STIMULATION RENTALS & OTHER | TRINITY OILFIELD SERVICES & | 1,377.46 | 0.006363620 | 8.77 |
| STIMULATION RENTALS & OTHER | NEW WAVE ENERGY SERVICE | 74,290.01 | 0.006363620 | 472.75 |
| STIMULATION TOE PREPARATION | PILOT WATER SOLUTIONS PER | 16.25 | 0.006363620 | 0.10 |
| STIMULATION TOE PREPARATION | PILOT WATER SOLUTIONS PER | 32.50 | 0.006363620 | 0.21 |
| WATER AND OTHER | TFH LTD CO | 857.16 | 0.006363620 | 5.45 |
| Total Intangible Well Cost Cost | | 121,940.11 | | 775.98 |
| <u>Equipment Beyond Wellhead</u> | | | | |
| ELECTRICAL INSTALLATIONS | INGRAM PROFESSIONAL SERV | 2,415.71 | 0.006363620 | 15.37 |
| ELECTRICAL INSTALLATIONS | INGRAM PROFESSIONAL SERV | 968.65 | 0.006363620 | 6.16 |
| EMISSIONS CONTROL EQUIPMENT | VAPROX LLC | 7,586.68 | 0.006363620 | 48.28 |
| PRODUCTION EQUIP INSTALLATION | 7B ROUSTABOUT LLC | 385.00 | 0.006363620 | 2.45 |
| PRODUCTION EQUIP INSTALLATION | MCCULLAR AND SON'S WELDI | 227.16 | 0.006363620 | 1.45 |
| SEPARATION / TREATING EQUIPMENT | AUTOMATED WELLHEAD COM | 3,145.62 | 0.006363620 | 20.02 |
| SERVICE PUMPS | ODESSA PUMPS & EQUIPMENT | 7,683.55 | 0.006363620 | 48.90 |
| Total Equipment Beyond Wellhead Cost | | 22,412.37 | | 142.63 |
| 72185000-20 SUBTOTAL | | 144,352.48 | 918.61 | |
| PROPERTY: 72185000 72185000-30 CREEDENCE 21/16 W0FC ST COM 4H | | | | |
| <u>Lease Operating Expense</u> | | | | |
| COMPANY SUPERVISION | MEWBOURNE OIL COMPANY | 550.00 | 0.006363620 | 3.50 |
| SALT WATER DISPOSAL | NGL WATER SOLUTIONS PERM | 794.69 | 0.006363620 | 5.06 |
| SALT WATER DISPOSAL | NGL WATER SOLUTIONS PERM | 3,178.75 | 0.006363620 | 20.23 |
| SALT WATER DISPOSAL | NGL WATER SOLUTIONS PERM | 132.45 | 0.006363620 | 0.84 |
| Total Lease Operating Expense Cost | | 4,655.89 | | 29.63 |
| 72185000-30 SUBTOTAL | | 4,655.89 | 29.63 | |
| PROPERTY 72185000 TOTAL | | 152,299.15 | 969.18 | |

12-01-2020

348

MEWBOURNE OIL COMPANY

Page 11

TOM M RAGSDALE
400 N SAM HOUSTON PARKWAY EAST
SUITE 601
HOUSTON, TX 77060

INVOICE NO.: 202011-10032
INVOICE DATE: 11-30-2020
OWNER: 035904-1
BILLING FOR: November 2020

| REFERENCE/DESCRIPTION OF CHARGES | | GROSS CHARGES | WORKING INTEREST | NET CHARGE |
|--|-----------------------------|------------------|---------------------|----------------|
| 72185000PREPAYMENTS | | | | -969.18 |
| PROPERTY: 72186000 72186000-10 CREEDENCE 21/16 WIFC ST COM 3H | | | | |
| <u>Intangible Well Cost</u> | | | | |
| INSPECTION & REPAIR SERVICES | PATTERSON UTI DRILLING CO | 3,290.76 | 0.006363620 | 20.94 |
| TRANSPORTATION | HUGHES OILFIELD TRANSPOR | 775.21 | 0.006363620 | 4.93 |
| Total Intangible Well Cost Cost | | 4,065.97 | | 25.87 |
| 72186000-10 SUBTOTAL | | 4,065.97 | 25.87 | |
| PROPERTY: 72186000 72186000-20 CREEDENCE 21/16 WIFC ST COM 3H | | | | |
| <u>Intangible Well Cost</u> | | | | |
| COMPANY SUPERVISION | MEWBOURNE OIL COMPANY | 550.00 | 0.006363620 | 3.50 |
| COMPANY SUPERVISION | MEWBOURNE OIL COMPANY | 550.00 | 0.006363620 | 3.50 |
| COMPANY SUPERVISION | MEWBOURNE OIL COMPANY | 1,650.00 | 0.006363620 | 10.50 |
| COMPANY SUPERVISION | MEWBOURNE OIL COMPANY | 275.00 | 0.006363620 | 1.75 |
| COMPANY SUPERVISION | MEWBOURNE OIL COMPANY | 550.00 | 0.006363620 | 3.50 |
| CONTRACT SERVICES & SUPERVISION | SDS PETROLEUM CONSULTAN | 2,384.06 | 0.006363620 | 15.17 |
| CONTRACT SERVICES & SUPERVISION | SDS PETROLEUM CONSULTAN | 4,768.12 | 0.006363620 | 30.34 |
| CONTRACT SERVICES & SUPERVISION | SDS PETROLEUM CONSULTAN | 6,357.50 | 0.006363620 | 40.46 |
| LOGGING & WIRELINE SERVICES | RWLS LLC DBA RENEGADE SE | 227,297.00 | 0.006363620 | 1,446.43 |
| LOGGING & WIRELINE SERVICES | XTREME CRANE & RIGGING LI | 10,790.00 | 0.006363620 | 68.66 |
| LOGGING & WIRELINE SERVICES | XTREME CRANE & RIGGING LI | 4,500.00 | 0.006363620 | 28.64 |
| LOGGING & WIRELINE SERVICES | XTREME CRANE & RIGGING LI | 3,000.00 | 0.006363620 | 19.09 |
| OVERHEAD FIXED RATE | MEWBOURNE OIL COMPANY | 542.97 | 0.006363620 | 3.46 |
| STIMULATION RENTALS & OTHER | TFH LTD CO | 6,216.49 | 0.006363620 | 39.56 |
| STIMULATION RENTALS & OTHER | WELL FOAM INC | 1,691.68 | 0.006363620 | 10.77 |
| STIMULATION RENTALS & OTHER | TRINITY OILFIELD SERVICES & | 1,928.44 | 0.006363620 | 12.27 |
| STIMULATION RENTALS & OTHER | TRINITY OILFIELD SERVICES & | 1,377.46 | 0.006363620 | 8.77 |
| STIMULATION RENTALS & OTHER | NEW WAVE ENERGY SERVICE | 74,290.01 | 0.006363620 | 472.75 |
| STIMULATION TOE PREPARATION | PILOT WATER SOLUTIONS PEF | 16.25 | 0.006363620 | 0.10 |
| STIMULATION TOE PREPARATION | PILOT WATER SOLUTIONS PEF | 32.50 | 0.006363620 | 0.21 |
| WATER AND OTHER | TFH LTD CO | 857.17 | 0.006363620 | 5.45 |
| Total Intangible Well Cost Cost | | 349,624.65 | | 2,224.88 |
| <u>Equipment Beyond Wellhead</u> | | | | |
| ELECTRICAL INSTALLATIONS | INGRAM PROFESSIONAL SERV | 2,415.62 | 0.006363620 | 15.37 |
| ELECTRICAL INSTALLATIONS | INGRAM PROFESSIONAL SERV | 968.76 | 0.006363620 | 6.16 |
| EMISSIONS CONTROL EQUIPMENT | VAPROX LLC | 7,586.68 | 0.006363620 | 48.28 |
| PRODUCTION EQUIP INSTALLATION | 7B ROUSTABOUT LLC | 385.00 | 0.006363620 | 2.45 |
| PRODUCTION EQUIP INSTALLATION | MCCULLAR AND SON'S WELDI | 227.15 | 0.006363620 | 1.45 |
| SEPARATION / TREATING EQUIPMENT | AUTOMATED WELLHEAD COM | 3,145.60 | 0.006363620 | 20.02 |
| SERVICE PUMPS | ODESSA PUMPS & EQUIPMENT | 7,683.56 | 0.006363620 | 48.90 |
| Total Equipment Beyond Wellhead Cost | | 22,412.37 | | 142.63 |

12-01-2020

349

MEWBOURNE OIL COMPANY

Page 12

TOM M RAGSDALE
400 N SAM HOUSTON PARKWAY EAST
SUITE 601
HOUSTON, TX 77060

INVOICE NO.: 202011-10032
INVOICE DATE: 11-30-2020
OWNER: 035904-1
BILLING FOR: November 2020

| REFERENCE/DESCRIPTION OF CHARGES | GROSS CHARGES | WORKING INTEREST | NET CHARGE | |
|---|-----------------------------|------------------|-------------|-------|
| 72186000-20 SUBTOTAL | 372,037.02 | 2,367.51 | | |
| PROPERTY 72186000 TOTAL | 376,102.99 | 2,393.38 | | |
| 72186000PREPAYMENTS | | | -2,393.38 | |
| PROPERTY: 72310000 72310000-10 IBEX 15/10 B1PA FED COM 2H | | | | |
| Intangible Well Cost | | | | |
| EQUIPMENT RENTAL | BLACK DIAMOND OILFIELD R | 4,806.61 | 0.000539020 | 2.59 |
| EQUIPMENT RENTAL | OIL PATCH GROUP INC | 529.79 | 0.000539020 | 0.29 |
| EQUIPMENT RENTAL | OIL PATCH GROUP INC | 1,645.80 | 0.000539020 | 0.89 |
| EQUIPMENT RENTAL | OIL PATCH GROUP INC | 9,180.92 | 0.000539020 | 4.95 |
| INSPECTION & REPAIR SERVICES | CONNECTION INSPECTION SEI | 951.71 | 0.000539020 | 0.51 |
| INSPECTION & REPAIR SERVICES | WELLBORE INTEGRITY SOLU | 17,476.63 | 0.000539020 | 9.42 |
| INSPECTION & REPAIR SERVICES | WELLBORE INTEGRITY SOLU | 25,113.21 | 0.000539020 | 13.54 |
| MUD - SPECIALIZED | DIVINE ENERGY SERVICES LL | 5,824.92 | 0.000539020 | 3.14 |
| MUD / CHEMICAL / ADDITIVES | TRINITY OILFIELD SERVICES & | 274.30 | 0.000539020 | 0.15 |
| WATER AND OTHER | AGAVE TRANSPORTATION SEI | 420.50 | 0.000539020 | 0.23 |
| WELDING / CONSTRUCTION / MAINT. SERVICES | CHARLIE'S FIELD SERVICE INC | 567.41 | 0.000539020 | 0.31 |
| Total Intangible Well Cost Cost | | 66,791.80 | | 36.02 |
| Tangible Well Cost | | | | |
| CASING (6.1" - 8.0") | BASIN SUPPLY LP | 13,265.78 | 0.000539020 | 7.15 |
| CASING (6.1" - 8.0") | BASIN SUPPLY LP | -8,111.25 | 0.000539020 | -4.37 |
| Total Tangible Well Cost Cost | | 5,154.53 | | 2.78 |
| 72310000-10 SUBTOTAL | 71,946.33 | 38.80 | | |
| PROPERTY: 72310000 72310000-20 IBEX 15/10 B1PA FED COM 2H | | | | |
| Intangible Well Cost | | | | |
| COMPANY SUPERVISION | MEWBOURNE OIL COMPANY | 1,800.00 | 0.000539020 | 0.97 |
| COMPANY SUPERVISION | MEWBOURNE OIL COMPANY | 550.00 | 0.000539020 | 0.30 |
| COMPANY SUPERVISION | MEWBOURNE OIL COMPANY | 1,650.00 | 0.000539020 | 0.89 |
| COMPANY SUPERVISION | MEWBOURNE OIL COMPANY | 550.00 | 0.000539020 | 0.30 |
| CONTRACT SERVICES & SUPERVISION | SDS PETROLEUM CONSULTAN | 896.75 | 0.000539020 | 0.48 |
| EQUIPMENT RENTAL | TRINITY OILFIELD SERVICES & | 4,486.39 | 0.000539020 | 2.42 |
| LOGGING & WIRELINE SERVICES | HALLIBURTON ENERGY SERV | 1,429.13 | 0.000539020 | 0.77 |
| PIPELINE INTERCONNECT / ROW / EASEMENTS | STATE OF NEW MEXICO | 275.00 | 0.000539020 | 0.15 |
| STIMULATION TOE PREPARATION | GARNER PUMP & SUPPLY INC | 642.32 | 0.000539020 | 0.34 |
| STIMULATION TOE PREPARATION | STONE OILFIELD SERVICE INC | 893.39 | 0.000539020 | 0.48 |
| STIMULATION TOE PREPARATION | RWLS LLC DBA RENEGADE SE | 5,874.69 | 0.000539020 | 3.17 |
| STIMULATION TOE PREPARATION | GUNS UP SERVICES | 5,079.64 | 0.000539020 | 2.74 |
| WELDING / CONSTRUCTION / MAINT. SERVICES | MEWBOURNE OIL COMPANY | 3,375.00 | 0.000539020 | 1.82 |
| Total Intangible Well Cost Cost | | 27,502.31 | | 14.83 |
| Tangible Well Cost | | | | |
| CASING (4.1" - 6.0") | BASIN SUPPLY LP | 4,898.55 | 0.000539020 | 2.64 |

12-01-2020

350

MEWBOURNE OIL COMPANY

Page 13

TOM M RAGSDALE
400 N SAM HOUSTON PARKWAY EAST
SUITE 601
HOUSTON, TX 77060

INVOICE NO.: 202011-10032
INVOICE DATE: 11-30-2020
OWNER: 035904-1
BILLING FOR: November 2020

| REFERENCE/DESCRIPTION OF CHARGES | | GROSS CHARGES | WORKING INTEREST | NET CHARGE |
|--------------------------------------|-----------------------------|------------------|---------------------|---------------|
| CASING (4.1" - 6.0") | BASIN SUPPLY LP | -4,467.05 | 0.000539020 | -2.41 |
| TUBING HEAD & UPPER SECTION | MEWBOURNE OIL COMPANY | 16,575.00 | 0.000539020 | 8.93 |
| TUBING HEAD & UPPER SECTION | CAMERON INTERNATIONAL | 699.08 | 0.000539020 | 0.38 |
| TUBING HEAD & UPPER SECTION | CAMERON INTERNATIONAL | 15,471.53 | 0.000539020 | 8.34 |
| Total Tangible Well Cost Cost | | 33,177.11 | | 17.88 |
| <u>Equipment Beyond Wellhead</u> | | | | |
| FITTINGS / VALVES & ACCESSORIES | GREEN'S PIPE SERVICE INC | 16,720.95 | 0.000539020 | 9.01 |
| PRODUCTION EQUIP INSTALLATION | CUSTOM WELDING OF HOBBS | 361.22 | 0.000539020 | 0.19 |
| PRODUCTION EQUIP INSTALLATION | TRINITY OILFIELD SERVICES & | 232.10 | 0.000539020 | 0.13 |
| PRODUCTION EQUIP INSTALLATION | TRINITY OILFIELD SERVICES & | 174.07 | 0.000539020 | 0.09 |
| PRODUCTION EQUIP INSTALLATION | TRINITY OILFIELD SERVICES & | 2,901.25 | 0.000539020 | 1.56 |
| PRODUCTION EQUIP INSTALLATION | TRINITY OILFIELD SERVICES & | 5,313.81 | 0.000539020 | 2.86 |
| PRODUCTION EQUIP INSTALLATION | TRINITY OILFIELD SERVICES & | 1,846.25 | 0.000539020 | 1.00 |
| Total Equipment Beyond Wellhead Cost | | 27,549.65 | | 14.84 |
| 72310000-20 SUBTOTAL | | 88,229.07 | 47.55 | |
| PROPERTY 72310000 TOTAL | | 160,175.40 | 86.35 | |

Netted Owner

Page 1

MEWBOURNE OIL COMPANY

MEWBOURNE OIL COMPANY
P O BOX 7698
TYLER, TX 75711-7698

TOM M RAGSDALE
400 N SAM HOUSTON PARKWAY EAST
SUITE 601
HOUSTON, TX 77060

INVOICE NO.: 202012-11537
INVOICE DATE: 12-31-2020
OWNER: 035904-1
BILLING FOR: December 2020

BALANCE FORWARD**18,425.26**

| CURRENT PERIOD ADJUSTMENT | | | | AMOUNT |
|--|----------|---------------------|-----------------|-------------------|
| NETTING FROM REVENUE | | | | |
| INVOICE #: 202011-10032 INVOICE DATE: 12/11/2020 | | | | -18,425.26 |
| TOTAL CURRENT PERIOD ADJUSTMENT | | | | -18,425.26 |
| CURRENT CHARGES | | GROSS | INTEREST | NET |
| 62390000 - PRONGHORN 15 B3BO FED COM 1H | TIER: 30 | 16,372.24 | 0.0683747500 | 1,119.46 |
| 62391000 - PRONGHORN 15 B3CN FED COM 1H | TIER: 30 | 14,692.43 | 0.0683747500 | 1,004.59 |
| 62392000 - PRONGHORN 15 B3DM FED COM 1H | TIER: 30 | 13,955.19 | 0.0683747500 | 954.19 |
| 62774000 - IBEX 10 B3MD FED COM 1H | TIER: 30 | 20,279.40 | 0.0527536400 | 1,069.79 |
| 62775000 - IBEX 10 B3NC FED COM 1H | TIER: 30 | 21,468.93 | 0.0527536400 | 1,132.55 |
| 62776000 - IBEX 10 B3OB FED COM 1H | TIER: 30 | 14,092.96 | 0.0322507100 | 454.51 |
| 62906000 - GAZELLE 22 B2MD FED COM 2H | TIER: 30 | 28,825.27 | 0.1969919400 | 5,678.38 |
| 62915000 - CREEDENCE 21/16 W0ED ST COM 2H | TIER: 10 | 300.00 | 0.0063636200 | 1.91 |
| 62915000 - CREEDENCE 21/16 W0ED ST COM 2H | TIER: 20 | 6,944.01 | 0.0063636200 | 44.17 |
| 62915000 - CREEDENCE 21/16 W0ED ST COM 2H | TIER: 30 | 82,956.26 | 0.0063636200 | 527.91 |
| 62916000 - CREEDENCE 21/16 W1ED ST COM 1H | TIER: 10 | 300.00 | 0.0063636200 | 1.91 |
| 62916000 - CREEDENCE 21/16 W1ED ST COM 1H | TIER: 20 | 6,943.87 | 0.0063636200 | 44.17 |
| 62916000 - CREEDENCE 21/16 W1ED ST COM 1H | TIER: 30 | 56,819.71 | 0.0063636200 | 361.59 |
| 62958000 - GAZELLE 22 B3MD FED COM 1H | TIER: 30 | 21,141.57 | 0.1969919400 | 4,164.70 |
| 72185000 - CREEDENCE 21/16 W0FC ST COM 4H | TIER: 10 | 3,121.38 | 0.0063636200 | 19.86 |
| 72185000 - CREEDENCE 21/16 W0FC ST COM 4H | TIER: 20 | 1,725,620.01 | 0.0063636200 | 10,981.19 |
| 72185000 - CREEDENCE 21/16 W0FC ST COM 4H | TIER: 30 | 15,718.96 | 0.0063636200 | 100.02 |
| 72186000 - CREEDENCE 21/16 W1FC ST COM 3H | TIER: 10 | 3,121.42 | 0.0063636200 | 19.86 |
| 72186000 - CREEDENCE 21/16 W1FC ST COM 3H | TIER: 20 | 1,547,525.26 | 0.0063636200 | 9,847.83 |
| 72186000 - CREEDENCE 21/16 W1FC ST COM 3H | TIER: 30 | 18,927.39 | 0.0063636200 | 120.43 |
| 72310000 - IBEX 15/10 B1PA FED COM 2H | TIER: 10 | 32,693.16 | 0.0005390200 | 17.61 |
| 72310000 - IBEX 15/10 B1PA FED COM 2H | TIER: 20 | 1,031,371.19 | 0.0005390200 | 555.96 |
| 72310000 - IBEX 15/10 B1PA FED COM 2H | TIER: 30 | 4,430.68 | 0.0005390200 | 2.39 |
| TOTAL CURRENT CHARGES | | 4,687,621.29 | | 38,224.98 |
| APPLIED ADVANCES | | | | |
| 72185000 - CREEDENCE 21/16 W0FC ST COM 4H | | | | -11,101.07 |
| 72186000 - CREEDENCE 21/16 W1FC ST COM 3H | | | | -9,988.12 |
| APPLIED ADVANCES TOTAL | | | | -21,089.19 |
| INVOICE TOTAL | | | | 17,135.79 |
| OUTSTANDING BALANCE | | | | 17,135.79 |

12-22-2020

352

MEWBOURNE OIL COMPANY

Page 2

TOM M RAGSDALE
400 N SAM HOUSTON PARKWAY EAST
SUITE 601
HOUSTON, TX 77060

INVOICE NO.: 202012-11537
INVOICE DATE: 12-31-2020
OWNER: 035904-1
BILLING FOR: December 2020

PLEASE INDICATE INVOICE# 202012-11537
AND ACCOUNT# 035904-1
ON REMITTANCE
PAYMENT DUE 15 DAYS AFTER RECEIPT OF INVOICE PAYABLE IN US DOLLARS

FOR INQUIRIES, PLEASE CONTACT (903) 561-2900

Netted Owner

12-22-2020

353

MEWBOURNE OIL COMPANY

Page 3

TOM M RAGSDALE
400 N SAM HOUSTON PARKWAY EAST
SUITE 601
HOUSTON, TX 77060

INVOICE NO.: 202012-11537
INVOICE DATE: 12-31-2020
OWNER: 035904-1
BILLING FOR: December 2020

| REFERENCE/DESCRIPTION OF CHARGES | | GROSS CHARGES | WORKING INTEREST | NET CHARGE |
|--|---------------------------|------------------|---------------------|---------------|
| PROPERTY: 62390000 62390000-30 PRONGHORN 15 B3BO FED COM 1H | | | | |
| <u>Lease Operating Expense</u> | | | | |
| AUTOMATION MAINTENANCE | AMERICAN MILLENNIUM COR | 25.70 | 0.068374750 | 1.76 |
| COMPANY SUPERVISION | MEWBOURNE OIL COMPANY | 346.50 | 0.068374750 | 23.69 |
| EMISSIONS CONTROL EQUIPMENT MAINTENANCE | G&A FABRICATION LLC | 152.36 | 0.068374750 | 10.42 |
| EMISSIONS CONTROL EQUIPMENT MAINTENANCE | G&A FABRICATION LLC | 152.36 | 0.068374750 | 10.42 |
| EMISSIONS CONTROL EQUIPMENT MAINTENANCE | VAPROX LLC | 362.79 | 0.068374750 | 24.80 |
| FUEL/ POWER / ELECTRICAL | XCEL ENERGY | 2,465.27 | 0.068374750 | 168.57 |
| LEASE & FACILITY | MEWBOURNE OIL COMPANY | 229.50 | 0.068374750 | 15.69 |
| LEASE & FACILITY MAINTENANCE | MEWBOURNE OIL COMPANY | 92.32 | 0.068374750 | 6.32 |
| LEASE & FACILITY MAINTENANCE | MICO RENTALS | 177.24 | 0.068374750 | 12.12 |
| LEASE & FACILITY MAINTENANCE | TURNCO ENTERPRISES LLC | 190.00 | 0.068374750 | 12.99 |
| LEASE & FACILITY MAINTENANCE | EP&S LLC | 9.52 | 0.068374750 | 0.65 |
| LEASE & FACILITY MAINTENANCE | EP&S LLC | 341.70 | 0.068374750 | 23.36 |
| MISCELLANEOUS EQUIPMENT RENTAL | MEWBOURNE OIL COMPANY | 252.00 | 0.068374750 | 17.23 |
| OVERHEAD-FIXED RATE | MEWBOURNE OIL COMPANY | 856.29 | 0.068374750 | 58.55 |
| PUMPING | MEWBOURNE OIL COMPANY | 850.00 | 0.068374750 | 58.12 |
| PUMPING | MEWBOURNE OIL COMPANY | 425.00 | 0.068374750 | 29.06 |
| RENTAL SERVICES | GRAVITY OILFIELD SERVICES | 31.53 | 0.068374750 | 2.16 |
| RENTAL SERVICES | TOTAL OPERATIONS & PRODU | 4,238.33 | 0.068374750 | 289.79 |
| SALT WATER DISPOSAL | OWL SWD OPERATING LLC | 4,772.57 | 0.068374750 | 326.32 |
| SALT WATER DISPOSAL | LIMESTONE BASIN PROPERTIE | 349.39 | 0.068374750 | 23.89 |
| SALT WATER DISPOSAL | RAZ OIL AND GAS | 44.57 | 0.068374750 | 3.05 |
| SITE RESTORATION & EXCAVATION | R360 ENVIRONMENTAL SOLUT | 7.30 | 0.068374750 | 0.50 |
| Total Lease Operating Expense Cost | | 16,372.24 | | 1,119.46 |
| 62390000-30 SUBTOTAL | | 16,372.24 | 1,119.46 | |
| PROPERTY 62390000 TOTAL | | 16,372.24 | 1,119.46 | |

PROPERTY: 62391000 62391000-30 PRONGHORN 15 B3CN FED COM 1HLease Operating Expense

| | | | | |
|---|--------------------------|--------|-------------|-------|
| COMPANY SUPERVISION | MEWBOURNE OIL COMPANY | 346.50 | 0.068374750 | 23.69 |
| EMISSIONS CONTROL EQUIPMENT MAINTENANCE | G&A FABRICATION LLC | 152.36 | 0.068374750 | 10.42 |
| FUEL/ POWER / ELECTRICAL | XCEL ENERGY | 370.34 | 0.068374750 | 25.32 |
| LEASE & FACILITY | MEWBOURNE OIL COMPANY | 222.75 | 0.068374750 | 15.23 |
| LEASE & FACILITY MAINTENANCE | MEWBOURNE OIL COMPANY | 92.32 | 0.068374750 | 6.31 |
| LEASE & FACILITY MAINTENANCE | MICO RENTALS | 147.71 | 0.068374750 | 10.10 |
| LEASE & FACILITY MAINTENANCE | INGRAM PROFESSIONAL SERV | 160.21 | 0.068374750 | 10.95 |
| LEASE & FACILITY MAINTENANCE | EP&S LLC | 9.52 | 0.068374750 | 0.65 |
| LEASE & FACILITY MAINTENANCE | EP&S LLC | 376.73 | 0.068374750 | 25.76 |
| MISCELLANEOUS EQUIPMENT RENTAL | MEWBOURNE OIL COMPANY | 252.00 | 0.068374750 | 17.23 |
| OVERHEAD-FIXED RATE | MEWBOURNE OIL COMPANY | 856.29 | 0.068374750 | 58.55 |
| PUMPING | MEWBOURNE OIL COMPANY | 850.00 | 0.068374750 | 58.12 |

12-22-2020

354

MEWBOURNE OIL COMPANY

Page 4

TOM M RAGSDALE
400 N SAM HOUSTON PARKWAY EAST
SUITE 601
HOUSTON, TX 77060

INVOICE NO.: 202012-11537
INVOICE DATE: 12-31-2020
OWNER: 035904-1
BILLING FOR: December 2020

| REFERENCE/DESCRIPTION OF CHARGES | | GROSS CHARGES | WORKING INTEREST | NET CHARGE |
|------------------------------------|---------------------------|---------------|------------------|------------|
| PUMPING | MEWBOURNE OIL COMPANY | 212.50 | 0.068374750 | 14.53 |
| RENTAL SERVICES | KODIAK GAS SERVICES LLC | 5,802.51 | 0.068374750 | 396.75 |
| RENTAL SERVICES | GRAVITY OILFIELD SERVICES | 26.28 | 0.068374750 | 1.80 |
| SALT WATER DISPOSAL | OWL SWD OPERATING LLC | 4,553.80 | 0.068374750 | 311.36 |
| SALT WATER DISPOSAL | LIMESTONE BASIN PROPERTIE | 253.31 | 0.068374750 | 17.32 |
| SITE RESTORATION & EXCAVATION | R360 ENVIRONMENTAL SOLUT | 7.30 | 0.068374750 | 0.50 |
| Total Lease Operating Expense Cost | | 14,692.43 | | 1,004.59 |

62391000-30 SUBTOTAL

14,692.43

1,004.59

PROPERTY 62391000 TOTAL

14,692.43

1,004.59

PROPERTY: 62392000 62392000-30 PRONGHORN 15 B3DM FED COM 1H

Lease Operating Expense

| | | | | |
|---|---------------------------|-----------|-------------|--------|
| COMPANY SUPERVISION | MEWBOURNE OIL COMPANY | 357.00 | 0.068374750 | 24.41 |
| EMISSIONS CONTROL EQUIPMENT MAINTENANCE | G&A FABRICATION LLC | 152.36 | 0.068374750 | 10.42 |
| FUEL/ POWER / ELECTRICAL | XCEL ENERGY | 2,606.32 | 0.068374750 | 178.21 |
| LEASE & FACILITY | MEWBOURNE OIL COMPANY | 222.75 | 0.068374750 | 15.23 |
| LEASE & FACILITY MAINTENANCE | MEWBOURNE OIL COMPANY | 92.32 | 0.068374750 | 6.31 |
| LEASE & FACILITY MAINTENANCE | GARNER PUMP & SUPPLY INC | 36.68 | 0.068374750 | 2.51 |
| LEASE & FACILITY MAINTENANCE | MICO RENTALS | 96.00 | 0.068374750 | 6.56 |
| LEASE & FACILITY MAINTENANCE | INGRAM PROFESSIONAL SERV | 160.25 | 0.068374750 | 10.96 |
| LEASE & FACILITY MAINTENANCE | EP&S LLC | 9.52 | 0.068374750 | 0.65 |
| LEASE & FACILITY MAINTENANCE | EP&S LLC | 376.73 | 0.068374750 | 25.76 |
| MISCELLANEOUS EQUIPMENT RENTAL | MEWBOURNE OIL COMPANY | 252.00 | 0.068374750 | 17.23 |
| OVERHEAD-FIXED RATE | MEWBOURNE OIL COMPANY | 856.32 | 0.068374750 | 58.55 |
| PUMPING | MEWBOURNE OIL COMPANY | 850.00 | 0.068374750 | 58.12 |
| PUMPING | MEWBOURNE OIL COMPANY | 212.50 | 0.068374750 | 14.53 |
| RENTAL SERVICES | GRAVITY OILFIELD SERVICES | 17.08 | 0.068374750 | 1.17 |
| RENTAL SERVICES | TOTAL OPERATIONS & PRODU | 4,238.33 | 0.068374750 | 289.79 |
| SALT WATER DISPOSAL | OWL SWD OPERATING LLC | 3,245.01 | 0.068374750 | 221.88 |
| SALT WATER DISPOSAL | LIMESTONE BASIN PROPERTIE | 166.72 | 0.068374750 | 11.40 |
| SITE RESTORATION & EXCAVATION | R360 ENVIRONMENTAL SOLUT | 7.30 | 0.068374750 | 0.50 |
| Total Lease Operating Expense Cost | | 13,955.19 | | 954.19 |

62392000-30 SUBTOTAL

13,955.19

954.19

PROPERTY 62392000 TOTAL

13,955.19

954.19

PROPERTY: 62774000 62774000-30 IBEX 10 B3MD FED COM 1H

Lease Operating Expense

| | | | | |
|---|-------------------------|--------|-------------|-------|
| AUTOMATION MAINTENANCE | AMERICAN MILLENNIUM COR | 26.05 | 0.052753640 | 1.38 |
| COMPANY SUPERVISION | MEWBOURNE OIL COMPANY | 525.00 | 0.052753640 | 27.70 |
| EMISSIONS CONTROL EQUIPMENT MAINTENANCE | G&A FABRICATION LLC | 152.36 | 0.052753640 | 8.04 |
| FUEL/ POWER / ELECTRICAL | XCEL ENERGY | 535.58 | 0.052753640 | 28.25 |
| GATHERING/TREATING/DEHYDRATION | PRO-KEM INC | 402.19 | 0.052753640 | 21.22 |

12-22-2020

355

MEWBOURNE OIL COMPANY

Page 5

TOM M RAGSDALE
400 N SAM HOUSTON PARKWAY EAST
SUITE 601
HOUSTON, TX 77060

INVOICE NO.: 202012-11537
INVOICE DATE: 12-31-2020
OWNER: 035904-1
BILLING FOR: December 2020

| REFERENCE/DESCRIPTION OF CHARGES | | GROSS CHARGES | WORKING INTEREST | NET CHARGE |
|------------------------------------|-----------------------------|---------------|------------------|------------|
| LEASE & FACILITY | MEWBOURNE OIL COMPANY | 567.00 | 0.052753640 | 29.91 |
| LEASE & FACILITY MAINTENANCE | MEWBOURNE OIL COMPANY | 92.32 | 0.052753640 | 4.87 |
| LEASE & FACILITY MAINTENANCE | K&S OILFIELD SUPPLIES LLC | 502.49 | 0.052753640 | 26.51 |
| LEASE & FACILITY MAINTENANCE | MICO RENTALS | 240.01 | 0.052753640 | 12.66 |
| LEASE & FACILITY MAINTENANCE | TURNCO ENTERPRISES LLC | 285.00 | 0.052753640 | 15.03 |
| LEASE & FACILITY MAINTENANCE | TURNCO ENTERPRISES LLC | 475.00 | 0.052753640 | 25.06 |
| LEASE & FACILITY MAINTENANCE | TRINITY OILFIELD SERVICES & | 228.14 | 0.052753640 | 12.03 |
| LEASE & FACILITY MAINTENANCE | TRINITY OILFIELD SERVICES & | 411.45 | 0.052753640 | 21.70 |
| LEASE & FACILITY MAINTENANCE | TRINITY OILFIELD SERVICES & | 156.92 | 0.052753640 | 8.28 |
| LEASE & FACILITY MAINTENANCE | EP&S LLC | 9.52 | 0.052753640 | 0.50 |
| LEASE & FACILITY MAINTENANCE | EP&S LLC | 376.73 | 0.052753640 | 19.87 |
| MISCELLANEOUS EQUIPMENT RENTAL | MEWBOURNE OIL COMPANY | 252.00 | 0.052753640 | 13.29 |
| OVERHEAD-FIXED RATE | MEWBOURNE OIL COMPANY | 881.16 | 0.052753640 | 46.48 |
| PUMPING | MEWBOURNE OIL COMPANY | 850.00 | 0.052753640 | 44.84 |
| PUMPING | MEWBOURNE OIL COMPANY | 425.00 | 0.052753640 | 22.42 |
| RENTAL SERVICES | SERVICE COMPRESSION LLC | 4,503.23 | 0.052753640 | 237.56 |
| RENTAL SERVICES | GRAVITY OILFIELD SERVICES | 42.70 | 0.052753640 | 2.25 |
| SALT WATER DISPOSAL | TRINITY OILFIELD SERVICES & | 466.84 | 0.052753640 | 24.63 |
| SALT WATER DISPOSAL | OWL SWD OPERATING LLC | 6,037.30 | 0.052753640 | 318.49 |
| SALT WATER DISPOSAL | LIMESTONE BASIN PROPERTIE | 381.94 | 0.052753640 | 20.15 |
| SITE RESTORATION & EXCAVATION | BLADE SERVICES LLC | 1,303.98 | 0.052753640 | 68.79 |
| SITE RESTORATION & EXCAVATION | R360 ENVIRONMENTAL SOLUT | 7.30 | 0.052753640 | 0.38 |
| SITE RESTORATION & EXCAVATION | SUNDANCE SERVICES WEST IN | 142.19 | 0.052753640 | 7.50 |
| Total Lease Operating Expense Cost | | 20,279.40 | | 1,069.79 |

62774000-30 SUBTOTAL

20,279.40

1,069.79

PROPERTY 62774000 TOTAL

20,279.40

1,069.79

PROPERTY: 62775000 62775000-30 IBEX 10 B3NC FED COM 1H

Lease Operating Expense

| | | | | |
|---|-----------------------------|--------|-------------|-------|
| AUTOMATION MAINTENANCE | AMERICAN MILLENNIUM COR | 26.06 | 0.052753640 | 1.38 |
| EMISSIONS CONTROL EQUIPMENT MAINTENANCE | G&A FABRICATION LLC | 152.36 | 0.052753640 | 8.04 |
| FUEL/ POWER / ELECTRICAL | XCEL ENERGY | 450.09 | 0.052753640 | 23.74 |
| GATHERING/TREATING/DEHYDRATION | PRO-KEM INC | 402.19 | 0.052753640 | 21.22 |
| LEASE & FACILITY | MEWBOURNE OIL COMPANY | 229.50 | 0.052753640 | 12.11 |
| LEASE & FACILITY MAINTENANCE | MEWBOURNE OIL COMPANY | 92.32 | 0.052753640 | 4.87 |
| LEASE & FACILITY MAINTENANCE | MICO RENTALS | 225.23 | 0.052753640 | 11.88 |
| LEASE & FACILITY MAINTENANCE | TRINITY OILFIELD SERVICES & | 228.15 | 0.052753640 | 12.04 |
| LEASE & FACILITY MAINTENANCE | TRINITY OILFIELD SERVICES & | 411.45 | 0.052753640 | 21.70 |
| LEASE & FACILITY MAINTENANCE | TRINITY OILFIELD SERVICES & | 156.94 | 0.052753640 | 8.28 |
| LEASE & FACILITY MAINTENANCE | EP&S LLC | 9.52 | 0.052753640 | 0.50 |
| LEASE & FACILITY MAINTENANCE | EP&S LLC | 376.73 | 0.052753640 | 19.87 |
| MISCELLANEOUS EQUIPMENT RENTAL | MEWBOURNE OIL COMPANY | 252.00 | 0.052753640 | 13.29 |

12-22-2020

356

MEWBOURNE OIL COMPANY

Page 6

TOM M RAGSDALE
400 N SAM HOUSTON PARKWAY EAST
SUITE 601
HOUSTON, TX 77060

INVOICE NO.: 202012-11537
INVOICE DATE: 12-31-2020
OWNER: 035904-1
BILLING FOR: December 2020

| REFERENCE/DESCRIPTION OF CHARGES | | GROSS CHARGES | WORKING INTEREST | NET CHARGE |
|------------------------------------|-----------------------------|---------------|------------------|------------|
| OVERHEAD-FIXED RATE | MEWBOURNE OIL COMPANY | 881.16 | 0.052753640 | 46.48 |
| PUMPING | MEWBOURNE OIL COMPANY | 850.00 | 0.052753640 | 44.84 |
| PUMPING | MEWBOURNE OIL COMPANY | 425.00 | 0.052753640 | 22.42 |
| RENTAL SERVICES | SERVICE COMPRESSION LLC | 4,607.60 | 0.052753640 | 243.07 |
| RENTAL SERVICES | GRAVITY OILFIELD SERVICES | 40.07 | 0.052753640 | 2.11 |
| SALT WATER DISPOSAL | TRINITY OILFIELD SERVICES & | 466.84 | 0.052753640 | 24.63 |
| SALT WATER DISPOSAL | OWL SWD OPERATING LLC | 4,933.60 | 0.052753640 | 260.26 |
| SALT WATER DISPOSAL | LIMESTONE BASIN PROPERTIE | 289.43 | 0.052753640 | 15.27 |
| SITE RESTORATION & EXCAVATION | BLADE SERVICES LLC | 1,303.98 | 0.052753640 | 68.79 |
| SITE RESTORATION & EXCAVATION | R360 ENVIRONMENTAL SOLUT | 7.30 | 0.052753640 | 0.38 |
| SITE RESTORATION & EXCAVATION | SUNDANCE SERVICES WEST IN | 142.19 | 0.052753640 | 7.50 |
| WELL EQUIPMENT-SURFACE | DIVINE WIRELINE SOLUTIONS | 4,509.22 | 0.052753640 | 237.88 |
| Total Lease Operating Expense Cost | | 21,468.93 | | 1,132.55 |

62775000-30 SUBTOTAL

21,468.93

1,132.55

PROPERTY 62775000 TOTAL

21,468.93

1,132.55

PROPERTY: 62776000 62776000-30 IBEX 10 B3OB FED COM 1H

Lease Operating Expense

| | | | | |
|---|---------------------------|-----------|-------------|--------|
| AUTOMATION MAINTENANCE | AMERICAN MILLENNIUM COR | 25.70 | 0.032250710 | 0.83 |
| EMISSIONS CONTROL EQUIPMENT MAINTENANCE | G&A FABRICATION LLC | 152.36 | 0.032250710 | 4.91 |
| EMISSIONS CONTROL EQUIPMENT MAINTENANCE | G&A FABRICATION LLC | 152.36 | 0.032250710 | 4.91 |
| EMISSIONS CONTROL EQUIPMENT MAINTENANCE | VAPROX LLC | 362.77 | 0.032250710 | 11.70 |
| FUEL/ POWER / ELECTRICAL | XCEL ENERGY | 324.15 | 0.032250710 | 10.45 |
| LEASE & FACILITY | MEWBOURNE OIL COMPANY | 222.75 | 0.032250710 | 7.18 |
| LEASE & FACILITY MAINTENANCE | MEWBOURNE OIL COMPANY | 92.32 | 0.032250710 | 2.98 |
| LEASE & FACILITY MAINTENANCE | MICO RENTALS | 251.09 | 0.032250710 | 8.10 |
| LEASE & FACILITY MAINTENANCE | TURNCO ENTERPRISES LLC | 190.00 | 0.032250710 | 6.13 |
| LEASE & FACILITY MAINTENANCE | EP&S LLC | 9.52 | 0.032250710 | 0.31 |
| LEASE & FACILITY MAINTENANCE | EP&S LLC | 446.21 | 0.032250710 | 14.39 |
| MISCELLANEOUS EQUIPMENT RENTAL | MEWBOURNE OIL COMPANY | 252.00 | 0.032250710 | 8.13 |
| OVERHEAD-FIXED RATE | MEWBOURNE OIL COMPANY | 881.16 | 0.032250710 | 28.42 |
| PUMPING | MEWBOURNE OIL COMPANY | 850.00 | 0.032250710 | 27.41 |
| PUMPING | MEWBOURNE OIL COMPANY | 425.00 | 0.032250710 | 13.71 |
| RENTAL SERVICES | NATURAL GAS SERVICES GRO | 4,199.74 | 0.032250710 | 135.44 |
| RENTAL SERVICES | GRAVITY OILFIELD SERVICES | 44.67 | 0.032250710 | 1.44 |
| SALT WATER DISPOSAL | OWL SWD OPERATING LLC | 4,831.06 | 0.032250710 | 155.80 |
| SALT WATER DISPOSAL | LIMESTONE BASIN PROPERTIE | 328.22 | 0.032250710 | 10.59 |
| SALT WATER DISPOSAL | RAZ OIL AND GAS | 44.58 | 0.032250710 | 1.44 |
| SITE RESTORATION & EXCAVATION | R360 ENVIRONMENTAL SOLUT | 7.30 | 0.032250710 | 0.24 |
| Total Lease Operating Expense Cost | | 14,092.96 | | 454.51 |

62776000-30 SUBTOTAL

14,092.96

454.51

12-22-2020

357

MEWBOURNE OIL COMPANY

Page 7

TOM M RAGSDALE
400 N SAM HOUSTON PARKWAY EAST
SUITE 601
HOUSTON, TX 77060

INVOICE NO.: 202012-11537
INVOICE DATE: 12-31-2020
OWNER: 035904-1
BILLING FOR: December 2020

| REFERENCE/DESCRIPTION OF CHARGES | | GROSS CHARGES | WORKING INTEREST | NET CHARGE |
|--|-----------------------------|------------------|---------------------|---------------|
| PROPERTY 62776000 TOTAL | | 14,092.96 | 454.51 | |
| PROPERTY: 62906000 62906000-30 GAZELLE 22 B2MD FED COM 2H | | | | |
| <u>Lease Operating Expense</u> | | | | |
| AUTOMATION MAINTENANCE | AMERICAN MILLENNIUM COR | 15.34 | 0.196991940 | 3.02 |
| COMPANY SUPERVISION | MEWBOURNE OIL COMPANY | 357.00 | 0.196991940 | 70.32 |
| COMPANY SUPERVISION | MEWBOURNE OIL COMPANY | 262.50 | 0.196991940 | 51.71 |
| COMPRESSOR MAINTENANCE | TRINITY OILFIELD SERVICES & | 1,508.65 | 0.196991940 | 297.20 |
| COMPRESSOR MAINTENANCE | TRINITY OILFIELD SERVICES & | 274.30 | 0.196991940 | 54.04 |
| COMPRESSOR MAINTENANCE | AUTOMATED WELLHEAD COM | 2,100.00 | 0.196991940 | 413.69 |
| EMISSIONS CONTROL EQUIPMENT MAINTENANCE | G&A FABRICATION LLC | 152.38 | 0.196991940 | 30.02 |
| EMISSIONS CONTROL EQUIPMENT MAINTENANCE | G&A FABRICATION LLC | 132.10 | 0.196991940 | 26.02 |
| EMISSIONS CONTROL EQUIPMENT MAINTENANCE | G&A FABRICATION LLC | 76.19 | 0.196991940 | 15.01 |
| EMISSIONS CONTROL EQUIPMENT MAINTENANCE | G&A FABRICATION LLC | 76.19 | 0.196991940 | 15.01 |
| EMISSIONS CONTROL EQUIPMENT MAINTENANCE | G&A FABRICATION LLC | 76.19 | 0.196991940 | 15.01 |
| EMISSIONS CONTROL EQUIPMENT MAINTENANCE | G&A FABRICATION LLC | 628.79 | 0.196991940 | 123.87 |
| EMISSIONS CONTROL EQUIPMENT MAINTENANCE | VAPROX LLC | 794.47 | 0.196991940 | 156.50 |
| EMISSIONS CONTROL EQUIPMENT MAINTENANCE | VAPROX LLC | 135.90 | 0.196991940 | 26.77 |
| FUEL/ POWER / ELECTRICAL | XCEL ENERGY | 457.33 | 0.196991940 | 90.08 |
| LEASE & FACILITY MAINTENANCE | MEWBOURNE OIL COMPANY | 92.32 | 0.196991940 | 18.18 |
| LEASE & FACILITY MAINTENANCE | MICO RENTALS | 195.70 | 0.196991940 | 38.55 |
| LEASE & FACILITY MAINTENANCE | G&A FABRICATION LLC | 516.89 | 0.196991940 | 101.82 |
| LEASE & FACILITY MAINTENANCE | TRINITY OILFIELD SERVICES & | 68.57 | 0.196991940 | 13.51 |
| LEASE & FACILITY MAINTENANCE | TRINITY OILFIELD SERVICES & | 21.09 | 0.196991940 | 4.16 |
| LEASE & FACILITY MAINTENANCE | TRINITY OILFIELD SERVICES & | 19.78 | 0.196991940 | 3.90 |
| LEASE & FACILITY MAINTENANCE | EP&S LLC | 9.52 | 0.196991940 | 1.88 |
| LEASE & FACILITY MAINTENANCE | EP&S LLC | 271.16 | 0.196991940 | 53.42 |
| MISCELLANEOUS EQUIPMENT RENTAL | MEWBOURNE OIL COMPANY | 252.00 | 0.196991940 | 49.64 |
| OVERHEAD-FIXED RATE | MEWBOURNE OIL COMPANY | 881.16 | 0.196991940 | 173.58 |
| PUMPING | MEWBOURNE OIL COMPANY | 850.00 | 0.196991940 | 167.44 |
| PUMPING | MEWBOURNE OIL COMPANY | 425.00 | 0.196991940 | 83.72 |
| RENTAL SERVICES | NATURAL GAS SERVICES GRO | -3,069.73 | 0.196991940 | -604.71 |
| RENTAL SERVICES | USA COMPRESSION PARTNER: | 4,677.17 | 0.196991940 | 921.36 |
| RENTAL SERVICES | USA COMPRESSION PARTNER: | 5,011.26 | 0.196991940 | 987.18 |
| RENTAL SERVICES | USA COMPRESSION PARTNER: | 5,011.26 | 0.196991940 | 987.18 |
| RENTAL SERVICES | GRAVITY OILFIELD SERVICES | 34.82 | 0.196991940 | 6.86 |
| SALT WATER DISPOSAL | OWL SWD OPERATING LLC | 5,808.66 | 0.196991940 | 1,144.26 |
| SALT WATER DISPOSAL | LIMESTONE BASIN PROPERTIE | 243.00 | 0.196991940 | 47.87 |
| SITE RESTORATION & EXCAVATION | R360 ENVIRONMENTAL SOLUT | 166.16 | 0.196991940 | 32.74 |
| SITE RESTORATION & EXCAVATION | R360 ENVIRONMENTAL SOLUT | 47.47 | 0.196991940 | 9.36 |
| SITE RESTORATION & EXCAVATION | R360 ENVIRONMENTAL SOLUT | 237.37 | 0.196991940 | 46.77 |
| SITE RESTORATION & EXCAVATION | R360 ENVIRONMENTAL SOLUT | 7.31 | 0.196991940 | 1.44 |
| Total Lease Operating Expense Cost | | 28,825.27 | | 5,678.38 |

12-22-2020

358

MEWBOURNE OIL COMPANY

Page 8

TOM M RAGSDALE
400 N SAM HOUSTON PARKWAY EAST
SUITE 601
HOUSTON, TX 77060

INVOICE NO.: 202012-11537
INVOICE DATE: 12-31-2020
OWNER: 035904-1
BILLING FOR: December 2020

| REFERENCE/DESCRIPTION OF CHARGES | GROSS CHARGES | WORKING INTEREST | NET CHARGE |
|--|------------------|------------------|------------|
| 62906000-30 SUBTOTAL | 28,825.27 | 5,678.38 | |
| PROPERTY 62906000 TOTAL | 28,825.27 | 5,678.38 | |
| PROPERTY: 62915000 62915000-10 CREEDENCE 21/16 W0ED ST COM 2H | | | |
| <u>Intangible Well Cost</u> | | | |
| WELL / LEASE LEGAL ROD J MACDONALD | 300.00 | 0.006363620 | 1.91 |
| Total Intangible Well Cost Cost | 300.00 | | 1.91 |
| 62915000-10 SUBTOTAL | 300.00 | 1.91 | |
| PROPERTY: 62915000 62915000-20 CREEDENCE 21/16 W0ED ST COM 2H | | | |
| <u>Equipment Beyond Wellhead</u> | | | |
| AUTOMATION METERING EQUIPMENT CONTROL EQUIPMENT INC | 2,008.14 | 0.006363620 | 12.78 |
| FITTINGS / VALVES & ACCESSORIES CONTROL EQUIPMENT INC | 274.75 | 0.006363620 | 1.75 |
| FITTINGS / VALVES & ACCESSORIES KEYSTONE PUMP & SUPPLY LI | 8,167.95 | 0.006363620 | 51.98 |
| PRODUCTION EQUIP INSTALLATION JUSTIN WILSON | 47.68 | 0.006363620 | 0.30 |
| PRODUCTION EQUIP INSTALLATION JUSTIN WILSON | 1,115.66 | 0.006363620 | 7.10 |
| PRODUCTION EQUIP INSTALLATION TRINITY OILFIELD SERVICES & | 407.94 | 0.006363620 | 2.60 |
| PRODUCTION EQUIP INSTALLATION TRINITY OILFIELD SERVICES & | 145.69 | 0.006363620 | 0.93 |
| PRODUCTION EQUIP INSTALLATION TRINITY OILFIELD SERVICES & | 58.28 | 0.006363620 | 0.37 |
| PRODUCTION EQUIP INSTALLATION TRINITY OILFIELD SERVICES & | 116.56 | 0.006363620 | 0.74 |
| PRODUCTION EQUIP INSTALLATION TRINITY OILFIELD SERVICES & | 333.77 | 0.006363620 | 2.12 |
| PRODUCTION EQUIP INSTALLATION TRINITY OILFIELD SERVICES & | 241.06 | 0.006363620 | 1.53 |
| PRODUCTION EQUIP INSTALLATION TRINITY OILFIELD SERVICES & | 333.77 | 0.006363620 | 2.12 |
| PRODUCTION EQUIP INSTALLATION TRINITY OILFIELD SERVICES & | 437.08 | 0.006363620 | 2.78 |
| PRODUCTION EQUIP INSTALLATION TRINITY OILFIELD SERVICES & | 378.80 | 0.006363620 | 2.41 |
| PRODUCTION EQUIP INSTALLATION TRINITY OILFIELD SERVICES & | 378.80 | 0.006363620 | 2.41 |
| PRODUCTION EQUIP INSTALLATION TRINITY OILFIELD SERVICES & | 241.06 | 0.006363620 | 1.53 |
| PRODUCTION EQUIP INSTALLATION TRINITY OILFIELD SERVICES & | 291.39 | 0.006363620 | 1.85 |
| PRODUCTION EQUIP INSTALLATION TRINITY OILFIELD SERVICES & | 241.06 | 0.006363620 | 1.53 |
| PRODUCTION EQUIP INSTALLATION TRINITY OILFIELD SERVICES & | 203.97 | 0.006363620 | 1.30 |
| PRODUCTION EQUIP INSTALLATION MC WELDING LLC | 65.35 | 0.006363620 | 0.42 |
| SEPARATION / TREATING EQUIPMENT CONTROL EQUIPMENT INC | 1,955.25 | 0.006363620 | 12.44 |
| SERVICE PUMPS MEWBOURNE OIL COMPANY | -10,500.00 | 0.006363620 | -66.82 |
| Total Equipment Beyond Wellhead Cost | 6,944.01 | | 44.17 |
| 62915000-20 SUBTOTAL | 6,944.01 | 44.17 | |
| PROPERTY: 62915000 62915000-30 CREEDENCE 21/16 W0ED ST COM 2H | | | |
| <u>Lease Operating Expense</u> | | | |
| AUTOMATION MAINTENANCE AMERICAN MILLENNIUM COR | 12.85 | 0.006363620 | 0.08 |
| AUTOMATION MAINTENANCE AMERICAN MILLENNIUM COR | 12.85 | 0.006363620 | 0.08 |
| COMPANY SUPERVISION MEWBOURNE OIL COMPANY | 262.50 | 0.006363620 | 1.67 |
| COMPANY SUPERVISION MEWBOURNE OIL COMPANY | 262.50 | 0.006363620 | 1.67 |

12-22-2020

359

MEWBOURNE OIL COMPANY

Page 9

TOM M RAGSDALE
400 N SAM HOUSTON PARKWAY EAST
SUITE 601
HOUSTON, TX 77060

INVOICE NO.: 202012-11537
INVOICE DATE: 12-31-2020
OWNER: 035904-1
BILLING FOR: December 2020

| REFERENCE/DESCRIPTION OF CHARGES | | GROSS CHARGES | WORKING INTEREST | NET CHARGE |
|---|-----------------------------|------------------|---------------------|---------------|
| COMPANY SUPERVISION | MEWBOURNE OIL COMPANY | 1,050.00 | 0.006363620 | 6.68 |
| COMPRESSOR MAINTENANCE | TRINITY OILFIELD SERVICES & | 349.66 | 0.006363620 | 2.23 |
| CONTRACT SUPERVISION | TURNCO ENTERPRISES LLC | 921.37 | 0.006363620 | 5.86 |
| EMISSIONS CONTROL EQUIPMENT MAINTENANCE | 7B ROUSTABOUT LLC | 330.00 | 0.006363620 | 2.10 |
| EMISSIONS CONTROL EQUIPMENT MAINTENANCE | K&S OILFIELD SUPPLIES LLC | 9.73 | 0.006363620 | 0.06 |
| EMISSIONS CONTROL EQUIPMENT MAINTENANCE | K&S OILFIELD SUPPLIES LLC | 12.97 | 0.006363620 | 0.08 |
| EMISSIONS CONTROL EQUIPMENT MAINTENANCE | VAPROX LLC | 689.78 | 0.006363620 | 4.39 |
| EMISSIONS CONTROL EQUIPMENT MAINTENANCE | AUTOMATED WELLHEAD COM | 549.93 | 0.006363620 | 3.50 |
| EMISSIONS CONTROL EQUIPMENT MAINTENANCE | AUTOMATED WELLHEAD COM | 272.85 | 0.006363620 | 1.74 |
| EMISSIONS CONTROL EQUIPMENT MAINTENANCE | AUTOMATED WELLHEAD COM | 429.13 | 0.006363620 | 2.73 |
| EMISSIONS CONTROL EQUIPMENT MAINTENANCE | AUTOMATED WELLHEAD COM | 994.44 | 0.006363620 | 6.33 |
| EMISSIONS CONTROL EQUIPMENT MAINTENANCE | AUTOMATED WELLHEAD COM | 112.32 | 0.006363620 | 0.71 |
| EMISSIONS CONTROL EQUIPMENT MAINTENANCE | AUTOMATED WELLHEAD COM | 68.35 | 0.006363620 | 0.43 |
| EMISSIONS CONTROL EQUIPMENT MAINTENANCE | AUTOMATED WELLHEAD COM | 178.53 | 0.006363620 | 1.14 |
| EMISSIONS CONTROL EQUIPMENT MAINTENANCE | AUTOMATED WELLHEAD COM | 16,354.84 | 0.006363620 | 104.08 |
| FUEL/ POWER / ELECTRICAL | XCEL ENERGY | 5,248.71 | 0.006363620 | 33.40 |
| LEASE & FACILITY | MEWBOURNE OIL COMPANY | 337.50 | 0.006363620 | 2.15 |
| LEASE & FACILITY | MEWBOURNE OIL COMPANY | 168.75 | 0.006363620 | 1.07 |
| LEASE & FACILITY | MEWBOURNE OIL COMPANY | 337.50 | 0.006363620 | 2.15 |
| LEASE & FACILITY MAINTENANCE | MEWBOURNE OIL COMPANY | 92.32 | 0.006363620 | 0.59 |
| LEASE & FACILITY MAINTENANCE | GAS WELL SERVICES INC | 251.92 | 0.006363620 | 1.60 |
| LEASE & FACILITY MAINTENANCE | GAS WELL SERVICES INC | 412.98 | 0.006363620 | 2.63 |
| LEASE & FACILITY MAINTENANCE | KEYSTONE PUMP & SUPPLY LI | 28.54 | 0.006363620 | 0.18 |
| LEASE & FACILITY MAINTENANCE | KEYSTONE PUMP & SUPPLY LI | 229.99 | 0.006363620 | 1.46 |
| LEASE & FACILITY MAINTENANCE | KEYSTONE PUMP & SUPPLY LI | 224.71 | 0.006363620 | 1.43 |
| LEASE & FACILITY MAINTENANCE | KEYSTONE PUMP & SUPPLY LI | 118.05 | 0.006363620 | 0.75 |
| LEASE & FACILITY MAINTENANCE | KEYSTONE PUMP & SUPPLY LI | 426.96 | 0.006363620 | 2.72 |
| LEASE & FACILITY MAINTENANCE | KEYSTONE PUMP & SUPPLY LI | 229.99 | 0.006363620 | 1.46 |
| LEASE & FACILITY MAINTENANCE | STANDARD OIL FIELD SUPPLY | 28.09 | 0.006363620 | 0.18 |
| LEASE & FACILITY MAINTENANCE | STANDARD OIL FIELD SUPPLY | 32.43 | 0.006363620 | 0.21 |
| LEASE & FACILITY MAINTENANCE | JUSTIN WILSON | 466.16 | 0.006363620 | 2.97 |
| LEASE & FACILITY MAINTENANCE | TURNCO ENTERPRISES LLC | 50.00 | 0.006363620 | 0.32 |
| LEASE & FACILITY MAINTENANCE | TURNCO ENTERPRISES LLC | 100.00 | 0.006363620 | 0.64 |
| LEASE & FACILITY MAINTENANCE | TURNCO ENTERPRISES LLC | 100.00 | 0.006363620 | 0.64 |
| LEASE & FACILITY MAINTENANCE | INGRAM PROFESSIONAL SERV | 138.59 | 0.006363620 | 0.88 |
| OVERHEAD-FIXED RATE | MEWBOURNE OIL COMPANY | 881.16 | 0.006363620 | 5.61 |
| PUMPING | MEWBOURNE OIL COMPANY | 850.00 | 0.006363620 | 5.41 |
| PUMPING | MEWBOURNE OIL COMPANY | 850.00 | 0.006363620 | 5.41 |
| RENTAL SERVICES | KODIAK GAS SERVICES LLC | 749.34 | 0.006363620 | 4.77 |
| RENTAL SERVICES | KODIAK GAS SERVICES LLC | 2,531.08 | 0.006363620 | 16.11 |
| RENTAL SERVICES | KODIAK GAS SERVICES LLC | 1,070.44 | 0.006363620 | 6.81 |
| SALT WATER DISPOSAL | MEWBOURNE OIL COMPANY | 44,126.45 | 0.006363620 | 280.80 |

12-22-2020

360

MEWBOURNE OIL COMPANY

Page 10

TOM M RAGSDALE
400 N SAM HOUSTON PARKWAY EAST
SUITE 601
HOUSTON, TX 77060

INVOICE NO.: 202012-11537
INVOICE DATE: 12-31-2020
OWNER: 035904-1
BILLING FOR: December 2020

| REFERENCE/DESCRIPTION OF CHARGES | GROSS CHARGES | WORKING INTEREST | NET CHARGE |
|--|------------------|------------------|------------|
| Total Lease Operating Expense Cost | 82,956.26 | | 527.91 |
| 62915000-30 SUBTOTAL | 82,956.26 | 527.91 | |
| PROPERTY: 62915000 TOTAL | 90,200.27 | 573.99 | |
| PROPERTY: 62916000 62916000-10 CREEDENCE 21/16 WIED ST COM 1H | | | |
| <u>Intangible Well Cost</u> | | | |
| WELL / LEASE LEGAL ROD J MACDONALD | 300.00 | 0.006363620 | 1.91 |
| Total Intangible Well Cost Cost | 300.00 | | 1.91 |
| 62916000-10 SUBTOTAL | 300.00 | 1.91 | |
| PROPERTY: 62916000 62916000-20 CREEDENCE 21/16 WIED ST COM 1H | | | |
| <u>Equipment Beyond Wellhead</u> | | | |
| AUTOMATION METERING EQUIPMENT CONTROL EQUIPMENT INC | 2,008.14 | 0.006363620 | 12.78 |
| FITTINGS / VALVES & ACCESSORIES CONTROL EQUIPMENT INC | 274.75 | 0.006363620 | 1.75 |
| FITTINGS / VALVES & ACCESSORIES KEYSTONE PUMP & SUPPLY LI | 8,167.95 | 0.006363620 | 51.98 |
| PRODUCTION EQUIP INSTALLATION JUSTIN WILSON | 47.67 | 0.006363620 | 0.30 |
| PRODUCTION EQUIP INSTALLATION JUSTIN WILSON | 1,115.62 | 0.006363620 | 7.10 |
| PRODUCTION EQUIP INSTALLATION TRINITY OILFIELD SERVICES & | 407.94 | 0.006363620 | 2.60 |
| PRODUCTION EQUIP INSTALLATION TRINITY OILFIELD SERVICES & | 145.69 | 0.006363620 | 0.93 |
| PRODUCTION EQUIP INSTALLATION TRINITY OILFIELD SERVICES & | 58.28 | 0.006363620 | 0.37 |
| PRODUCTION EQUIP INSTALLATION TRINITY OILFIELD SERVICES & | 116.55 | 0.006363620 | 0.74 |
| PRODUCTION EQUIP INSTALLATION TRINITY OILFIELD SERVICES & | 333.77 | 0.006363620 | 2.12 |
| PRODUCTION EQUIP INSTALLATION TRINITY OILFIELD SERVICES & | 241.05 | 0.006363620 | 1.53 |
| PRODUCTION EQUIP INSTALLATION TRINITY OILFIELD SERVICES & | 333.77 | 0.006363620 | 2.12 |
| PRODUCTION EQUIP INSTALLATION TRINITY OILFIELD SERVICES & | 437.08 | 0.006363620 | 2.78 |
| PRODUCTION EQUIP INSTALLATION TRINITY OILFIELD SERVICES & | 378.80 | 0.006363620 | 2.41 |
| PRODUCTION EQUIP INSTALLATION TRINITY OILFIELD SERVICES & | 378.80 | 0.006363620 | 2.41 |
| PRODUCTION EQUIP INSTALLATION TRINITY OILFIELD SERVICES & | 241.05 | 0.006363620 | 1.53 |
| PRODUCTION EQUIP INSTALLATION TRINITY OILFIELD SERVICES & | 291.38 | 0.006363620 | 1.85 |
| PRODUCTION EQUIP INSTALLATION TRINITY OILFIELD SERVICES & | 241.05 | 0.006363620 | 1.53 |
| PRODUCTION EQUIP INSTALLATION TRINITY OILFIELD SERVICES & | 203.97 | 0.006363620 | 1.30 |
| PRODUCTION EQUIP INSTALLATION MC WELDING LLC | 65.33 | 0.006363620 | 0.42 |
| SEPARATION / TREATING EQUIPMENT CONTROL EQUIPMENT INC | 1,955.23 | 0.006363620 | 12.44 |
| SERVICE PUMPS MEWBOURNE OIL COMPANY | -10,500.00 | 0.006363620 | -66.82 |
| Total Equipment Beyond Wellhead Cost | 6,943.87 | | 44.17 |
| 62916000-20 SUBTOTAL | 6,943.87 | 44.17 | |
| PROPERTY: 62916000 62916000-30 CREEDENCE 21/16 WIED ST COM 1H | | | |
| <u>Lease Operating Expense</u> | | | |
| AUTOMATION MAINTENANCE AMERICAN MILLENNIUM COR | 12.85 | 0.006363620 | 0.08 |
| AUTOMATION MAINTENANCE AMERICAN MILLENNIUM COR | 12.85 | 0.006363620 | 0.08 |
| COMPANY SUPERVISION MEWBOURNE OIL COMPANY | 262.50 | 0.006363620 | 1.67 |

12-22-2020

361

MEWBOURNE OIL COMPANY

Page 11

TOM M RAGSDALE
400 N SAM HOUSTON PARKWAY EAST
SUITE 601
HOUSTON, TX 77060

INVOICE NO.: 202012-11537
INVOICE DATE: 12-31-2020
OWNER: 035904-1
BILLING FOR: December 2020

| REFERENCE/DESCRIPTION OF CHARGES | | GROSS CHARGES | WORKING INTEREST | NET CHARGE |
|---|-----------------------------|---------------|------------------|------------|
| COMPANY SUPERVISION | MEWBOURNE OIL COMPANY | 262.50 | 0.006363620 | 1.67 |
| COMPANY SUPERVISION | MEWBOURNE OIL COMPANY | 1,050.00 | 0.006363620 | 6.68 |
| COMPRESSOR MAINTENANCE | TRINITY OILFIELD SERVICES & | 349.66 | 0.006363620 | 2.23 |
| CONTRACT SUPERVISION | TURNCO ENTERPRISES LLC | 921.38 | 0.006363620 | 5.86 |
| EMISSIONS CONTROL EQUIPMENT MAINTENANCE | 7B ROUSTABOUT LLC | 330.00 | 0.006363620 | 2.10 |
| EMISSIONS CONTROL EQUIPMENT MAINTENANCE | K&S OILFIELD SUPPLIES LLC | 9.76 | 0.006363620 | 0.06 |
| EMISSIONS CONTROL EQUIPMENT MAINTENANCE | K&S OILFIELD SUPPLIES LLC | 13.01 | 0.006363620 | 0.08 |
| EMISSIONS CONTROL EQUIPMENT MAINTENANCE | VAPROX LLC | 689.76 | 0.006363620 | 4.39 |
| EMISSIONS CONTROL EQUIPMENT MAINTENANCE | AUTOMATED WELLHEAD COM | 549.91 | 0.006363620 | 3.50 |
| EMISSIONS CONTROL EQUIPMENT MAINTENANCE | AUTOMATED WELLHEAD COM | 272.84 | 0.006363620 | 1.74 |
| EMISSIONS CONTROL EQUIPMENT MAINTENANCE | AUTOMATED WELLHEAD COM | 429.13 | 0.006363620 | 2.73 |
| EMISSIONS CONTROL EQUIPMENT MAINTENANCE | AUTOMATED WELLHEAD COM | 994.40 | 0.006363620 | 6.33 |
| EMISSIONS CONTROL EQUIPMENT MAINTENANCE | AUTOMATED WELLHEAD COM | 112.32 | 0.006363620 | 0.71 |
| EMISSIONS CONTROL EQUIPMENT MAINTENANCE | AUTOMATED WELLHEAD COM | 68.34 | 0.006363620 | 0.43 |
| EMISSIONS CONTROL EQUIPMENT MAINTENANCE | AUTOMATED WELLHEAD COM | 178.52 | 0.006363620 | 1.14 |
| EMISSIONS CONTROL EQUIPMENT MAINTENANCE | AUTOMATED WELLHEAD COM | 16,354.74 | 0.006363620 | 104.08 |
| FUEL/ POWER / ELECTRICAL | XCEL ENERGY | 5,739.24 | 0.006363620 | 36.52 |
| LEASE & FACILITY | MEWBOURNE OIL COMPANY | 337.50 | 0.006363620 | 2.15 |
| LEASE & FACILITY | MEWBOURNE OIL COMPANY | 168.75 | 0.006363620 | 1.07 |
| LEASE & FACILITY | MEWBOURNE OIL COMPANY | 337.50 | 0.006363620 | 2.15 |
| LEASE & FACILITY MAINTENANCE | MEWBOURNE OIL COMPANY | 92.32 | 0.006363620 | 0.59 |
| LEASE & FACILITY MAINTENANCE | KEYSTONE PUMP & SUPPLY LI | 28.56 | 0.006363620 | 0.18 |
| LEASE & FACILITY MAINTENANCE | KEYSTONE PUMP & SUPPLY LI | 230.01 | 0.006363620 | 1.46 |
| LEASE & FACILITY MAINTENANCE | KEYSTONE PUMP & SUPPLY LI | 224.72 | 0.006363620 | 1.43 |
| LEASE & FACILITY MAINTENANCE | KEYSTONE PUMP & SUPPLY LI | 118.03 | 0.006363620 | 0.75 |
| LEASE & FACILITY MAINTENANCE | KEYSTONE PUMP & SUPPLY LI | 426.98 | 0.006363620 | 2.72 |
| LEASE & FACILITY MAINTENANCE | KEYSTONE PUMP & SUPPLY LI | 230.01 | 0.006363620 | 1.46 |
| LEASE & FACILITY MAINTENANCE | STANDARD OIL FIELD SUPPLY | 28.17 | 0.006363620 | 0.18 |
| LEASE & FACILITY MAINTENANCE | STANDARD OIL FIELD SUPPLY | 32.44 | 0.006363620 | 0.21 |
| LEASE & FACILITY MAINTENANCE | TURNCO ENTERPRISES LLC | 50.00 | 0.006363620 | 0.32 |
| LEASE & FACILITY MAINTENANCE | TURNCO ENTERPRISES LLC | 100.00 | 0.006363620 | 0.64 |
| LEASE & FACILITY MAINTENANCE | TURNCO ENTERPRISES LLC | 100.00 | 0.006363620 | 0.64 |
| LEASE & FACILITY MAINTENANCE | INGRAM PROFESSIONAL SERV | 138.52 | 0.006363620 | 0.88 |
| OVERHEAD-FIXED RATE | MEWBOURNE OIL COMPANY | 881.16 | 0.006363620 | 5.61 |
| PUMPING | MEWBOURNE OIL COMPANY | 850.00 | 0.006363620 | 5.41 |
| PUMPING | MEWBOURNE OIL COMPANY | 850.00 | 0.006363620 | 5.41 |
| RENTAL SERVICES | KODIAK GAS SERVICES LLC | 749.34 | 0.006363620 | 4.77 |
| RENTAL SERVICES | KODIAK GAS SERVICES LLC | 2,531.08 | 0.006363620 | 16.11 |
| RENTAL SERVICES | KODIAK GAS SERVICES LLC | 1,070.44 | 0.006363620 | 6.81 |
| SALT WATER DISPOSAL | MEWBOURNE OIL COMPANY | 18,630.47 | 0.006363620 | 118.56 |
| Total Lease Operating Expense Cost | | 56,819.71 | | 361.59 |

12-22-2020

362

MEWBOURNE OIL COMPANY

Page 12

TOM M RAGSDALE
400 N SAM HOUSTON PARKWAY EAST
SUITE 601
HOUSTON, TX 77060

INVOICE NO.: 202012-11537
INVOICE DATE: 12-31-2020
OWNER: 035904-1
BILLING FOR: December 2020

| REFERENCE/DESCRIPTION OF CHARGES | GROSS CHARGES | WORKING INTEREST | NET CHARGE | |
|---|-----------------------------|------------------|-------------|----------|
| 62916000-30 SUBTOTAL | 56,819.71 | 361.59 | | |
| PROPERTY 62916000 TOTAL | 64,063.58 | 407.67 | | |
| PROPERTY: 62958000 62958000-30 GAZELLE 22 B3MD FED COM 1H | | | | |
| Lease Operating Expense | | | | |
| AUTOMATION MAINTENANCE | AMERICAN MILLENNIUM COR | 15.34 | 0.196991940 | 3.02 |
| COMPANY SUPERVISION | MEWBOURNE OIL COMPANY | 262.50 | 0.196991940 | 51.71 |
| COMPRESSOR MAINTENANCE | TRINITY OILFIELD SERVICES & | 812.35 | 0.196991940 | 160.03 |
| EMISSIONS CONTROL EQUIPMENT MAINTENANCE | G&A FABRICATION LLC | 152.38 | 0.196991940 | 30.02 |
| EMISSIONS CONTROL EQUIPMENT MAINTENANCE | G&A FABRICATION LLC | 132.11 | 0.196991940 | 26.02 |
| EMISSIONS CONTROL EQUIPMENT MAINTENANCE | G&A FABRICATION LLC | 76.19 | 0.196991940 | 15.01 |
| EMISSIONS CONTROL EQUIPMENT MAINTENANCE | G&A FABRICATION LLC | 76.19 | 0.196991940 | 15.01 |
| EMISSIONS CONTROL EQUIPMENT MAINTENANCE | G&A FABRICATION LLC | 76.19 | 0.196991940 | 15.01 |
| EMISSIONS CONTROL EQUIPMENT MAINTENANCE | G&A FABRICATION LLC | 628.81 | 0.196991940 | 123.87 |
| EMISSIONS CONTROL EQUIPMENT MAINTENANCE | VAPROX LLC | 794.48 | 0.196991940 | 156.50 |
| EMISSIONS CONTROL EQUIPMENT MAINTENANCE | VAPROX LLC | 135.90 | 0.196991940 | 26.77 |
| FUEL/ POWER / ELECTRICAL | XCEL ENERGY | 588.93 | 0.196991940 | 116.01 |
| GATHERING/TREATING/DEHYDRATION | PRO-KEM INC | 402.19 | 0.196991940 | 79.22 |
| LEASE & FACILITY MAINTENANCE | MEWBOURNE OIL COMPANY | 92.32 | 0.196991940 | 18.18 |
| LEASE & FACILITY MAINTENANCE | MICO RENTALS | 214.18 | 0.196991940 | 42.19 |
| LEASE & FACILITY MAINTENANCE | G&A FABRICATION LLC | 516.93 | 0.196991940 | 101.83 |
| LEASE & FACILITY MAINTENANCE | TRINITY OILFIELD SERVICES & | 68.58 | 0.196991940 | 13.51 |
| LEASE & FACILITY MAINTENANCE | TRINITY OILFIELD SERVICES & | 21.11 | 0.196991940 | 4.16 |
| LEASE & FACILITY MAINTENANCE | TRINITY OILFIELD SERVICES & | 19.79 | 0.196991940 | 3.90 |
| LEASE & FACILITY MAINTENANCE | EP&S LLC | 9.52 | 0.196991940 | 1.88 |
| LEASE & FACILITY MAINTENANCE | EP&S LLC | 391.60 | 0.196991940 | 77.14 |
| MISCELLANEOUS EQUIPMENT RENTAL | MEWBOURNE OIL COMPANY | 252.00 | 0.196991940 | 49.64 |
| OVERHEAD-FIXED RATE | MEWBOURNE OIL COMPANY | 881.16 | 0.196991940 | 173.58 |
| PUMPING | MEWBOURNE OIL COMPANY | 850.00 | 0.196991940 | 167.44 |
| PUMPING | MEWBOURNE OIL COMPANY | 425.00 | 0.196991940 | 83.72 |
| RENTAL SERVICES | KODIAK GAS SERVICES LLC | 4,747.51 | 0.196991940 | 935.22 |
| RENTAL SERVICES | GRAVITY OILFIELD SERVICES | 38.10 | 0.196991940 | 7.50 |
| SALT WATER DISPOSAL | OWL SWD OPERATING LLC | 7,607.39 | 0.196991940 | 1,498.59 |
| SALT WATER DISPOSAL | LIMESTONE BASIN PROPERTIE | 394.50 | 0.196991940 | 77.71 |
| SITE RESTORATION & EXCAVATION | R360 ENVIRONMENTAL SOLUT | 166.16 | 0.196991940 | 32.74 |
| SITE RESTORATION & EXCAVATION | R360 ENVIRONMENTAL SOLUT | 47.48 | 0.196991940 | 9.36 |
| SITE RESTORATION & EXCAVATION | R360 ENVIRONMENTAL SOLUT | 237.38 | 0.196991940 | 46.77 |
| SITE RESTORATION & EXCAVATION | R360 ENVIRONMENTAL SOLUT | 7.30 | 0.196991940 | 1.44 |
| Total Lease Operating Expense Cost | | 21,141.57 | | 4,164.70 |
| 62958000-30 SUBTOTAL | 21,141.57 | 4,164.70 | | |
| PROPERTY 62958000 TOTAL | 21,141.57 | 4,164.70 | | |
| PROPERTY: 72185000 72185000-10 CREEDENCE 21/16 W0FC ST COM 4H | | | | |

12-22-2020

363

MEWBOURNE OIL COMPANY

Page 13

TOM M RAGSDALE
400 N SAM HOUSTON PARKWAY EAST
SUITE 601
HOUSTON, TX 77060

INVOICE NO.: 202012-11537
INVOICE DATE: 12-31-2020
OWNER: 035904-1
BILLING FOR: December 2020

| REFERENCE/DESCRIPTION OF CHARGES | | GROSS CHARGES | WORKING INTEREST | NET CHARGE |
|--|----------------------------|------------------|---------------------|---------------|
| <u>Intangible Well Cost</u> | | | | |
| INSPECTION & REPAIR SERVICES | WELLBORE INTEGRITY SOLUT | 1,533.88 | 0.006363620 | 9.76 |
| WELL / LEASE LEGAL | ROD J MACDONALD | 1,587.50 | 0.006363620 | 10.10 |
| Total Intangible Well Cost Cost | | 3,121.38 | | 19.86 |
| 72185000-10 SUBTOTAL | | 3,121.38 | 19.86 | |
| PROPERTY: 72185000 72185000-20 CREEDENCE 21/16 W0FC ST COM 4H | | | | |
| <u>Intangible Well Cost</u> | | | | |
| COMPANY SUPERVISION | MEWBOURNE OIL COMPANY | 1,575.00 | 0.006363620 | 10.02 |
| COMPANY SUPERVISION | MEWBOURNE OIL COMPANY | 2,625.00 | 0.006363620 | 16.70 |
| COMPANY SUPERVISION | MEWBOURNE OIL COMPANY | 1,312.50 | 0.006363620 | 8.35 |
| COMPANY SUPERVISION | MEWBOURNE OIL COMPANY | 787.50 | 0.006363620 | 5.01 |
| COMPANY SUPERVISION | MEWBOURNE OIL COMPANY | 550.00 | 0.006363620 | 3.50 |
| COMPANY SUPERVISION | MEWBOURNE OIL COMPANY | 3,150.00 | 0.006363620 | 20.05 |
| COMPANY SUPERVISION | MEWBOURNE OIL COMPANY | 3,937.50 | 0.006363620 | 25.06 |
| COMPANY SUPERVISION | MEWBOURNE OIL COMPANY | 1,837.50 | 0.006363620 | 11.69 |
| COMPANY SUPERVISION | MEWBOURNE OIL COMPANY | 1,312.50 | 0.006363620 | 8.35 |
| COMPANY SUPERVISION | MEWBOURNE OIL COMPANY | 3,675.00 | 0.006363620 | 23.39 |
| COMPANY SUPERVISION | MEWBOURNE OIL COMPANY | 2,100.00 | 0.006363620 | 13.36 |
| COMPANY SUPERVISION | MEWBOURNE OIL COMPANY | 525.00 | 0.006363620 | 3.34 |
| COMPANY SUPERVISION | MEWBOURNE OIL COMPANY | 2,625.00 | 0.006363620 | 16.70 |
| COMPANY SUPERVISION | MEWBOURNE OIL COMPANY | 1,050.00 | 0.006363620 | 6.68 |
| COMPANY SUPERVISION | MEWBOURNE OIL COMPANY | 262.50 | 0.006363620 | 1.67 |
| CONTINGENCIES | SOLNEXUS CHEMICAL LLC | 7,186.41 | 0.006363620 | 45.73 |
| CONTRACT SERVICES & SUPERVISION | SDS PETROLEUM CONSULTAN | 1,801.29 | 0.006363620 | 11.46 |
| CONTRACT SERVICES & SUPERVISION | SDS PETROLEUM CONSULTAN | 1,801.29 | 0.006363620 | 11.46 |
| CONTRACT SERVICES & SUPERVISION | SDS PETROLEUM CONSULTAN | 4,768.12 | 0.006363620 | 30.34 |
| CONTRACT SERVICES & SUPERVISION | SDS PETROLEUM CONSULTAN | 3,973.44 | 0.006363620 | 25.29 |
| CONTRACT SERVICES & SUPERVISION | SDS PETROLEUM CONSULTAN | 3,178.75 | 0.006363620 | 20.23 |
| CONTRACT SERVICES & SUPERVISION | SDS PETROLEUM CONSULTAN | 3,178.75 | 0.006363620 | 20.23 |
| CONTRACT SERVICES & SUPERVISION | SDS PETROLEUM CONSULTAN | 423.83 | 0.006363620 | 2.70 |
| CONTRACT SERVICES & SUPERVISION | SDS PETROLEUM CONSULTAN | 5,403.87 | 0.006363620 | 34.39 |
| CONTRACT SERVICES & SUPERVISION | SDS PETROLEUM CONSULTAN | 3,602.58 | 0.006363620 | 22.93 |
| FUEL | ROLFSON OIL LLC | 184,217.06 | 0.006363620 | 1,172.29 |
| HORIZONTAL DRILLOUT SERVICES | MAN WELDING SERVICE | 527.50 | 0.006363620 | 3.36 |
| HORIZONTAL DRILLOUT SERVICES | MAN WELDING SERVICE | 1,582.50 | 0.006363620 | 10.07 |
| HORIZONTAL DRILLOUT SERVICES | THRU TUBING SOLUTIONS INC | 21,034.43 | 0.006363620 | 133.86 |
| HORIZONTAL DRILLOUT SERVICES | VAREL INTERNATIONAL IND I | 3,173.70 | 0.006363620 | 20.20 |
| HORIZONTAL DRILLOUT SERVICES | NEW WAVE ENERGY SERVICE | 16,204.80 | 0.006363620 | 103.12 |
| LOCATION / RESTORATION | DUKE OILFIELD SERVICES LLC | 137.15 | 0.006363620 | 0.87 |
| LOCATION / RESTORATION | DUKE OILFIELD SERVICES LLC | 105.50 | 0.006363620 | 0.67 |
| LOCATION / RESTORATION | DUKE OILFIELD SERVICES LLC | 211.00 | 0.006363620 | 1.34 |

12-22-2020

364

MEWBOURNE OIL COMPANY

Page 14

TOM M RAGSDALE
400 N SAM HOUSTON PARKWAY EAST
SUITE 601
HOUSTON, TX 77060

INVOICE NO.: 202012-11537
INVOICE DATE: 12-31-2020
OWNER: 035904-1
BILLING FOR: December 2020

| REFERENCE/DESCRIPTION OF CHARGES | | GROSS CHARGES | WORKING INTEREST | NET CHARGE |
|---|-----------------------------|------------------|---------------------|---------------|
| LOCATION / RESTORATION | DUKE OILFIELD SERVICES LLC | 137.15 | 0.006363620 | 0.87 |
| LOCATION / RESTORATION | DUKE OILFIELD SERVICES LLC | 211.00 | 0.006363620 | 1.34 |
| LOCATION / RESTORATION | SUNDANCE SERVICES WEST IN | 221.34 | 0.006363620 | 1.41 |
| LOCATION / RESTORATION | NORTHERN DELAWARE BASIN | 110.78 | 0.006363620 | 0.71 |
| LOGGING & WIRELINE SERVICES | HALLIBURTON ENERGY SERV | 15,471.15 | 0.006363620 | 98.45 |
| LOGGING & WIRELINE SERVICES | HALLIBURTON ENERGY SERV | 37,092.80 | 0.006363620 | 236.04 |
| LOGGING & WIRELINE SERVICES | REPEAT PRECISION LLC | 9,198.44 | 0.006363620 | 58.54 |
| LOGGING & WIRELINE SERVICES | REPEAT PRECISION LLC | 3,942.19 | 0.006363620 | 25.09 |
| LOGGING & WIRELINE SERVICES | XTREME CRANE & RIGGING LI | 5,250.00 | 0.006363620 | 33.41 |
| LOGGING & WIRELINE SERVICES | XTREME CRANE & RIGGING LI | 1,500.00 | 0.006363620 | 9.55 |
| LOGGING & WIRELINE SERVICES | TEXAS RIG EQUIPMENT LLC | 533.75 | 0.006363620 | 3.40 |
| OVERHEAD FIXED RATE | MEWBOURNE OIL COMPANY | 8,416.00 | 0.006363620 | 53.56 |
| STIMULATION | CUDD PUMPING SERVICES INC | 69,750.75 | 0.006363620 | 443.87 |
| STIMULATION | BUTCH'S RAT HOLE & ANCHOI | 63,725.00 | 0.006363620 | 405.52 |
| STIMULATION | WELL FOAM INC | 28,011.58 | 0.006363620 | 178.26 |
| STIMULATION | UNIVERSAL PRESSURE PUMPI | 827,095.45 | 0.006363620 | 5,263.32 |
| STIMULATION RENTALS & OTHER | TFH LTD CO | 6,408.75 | 0.006363620 | 40.78 |
| STIMULATION RENTALS & OTHER | SWABCO INC | 833.09 | 0.006363620 | 5.30 |
| STIMULATION RENTALS & OTHER | SWABCO INC | 664.89 | 0.006363620 | 4.23 |
| STIMULATION RENTALS & OTHER | SWABCO INC | 627.80 | 0.006363620 | 4.00 |
| STIMULATION RENTALS & OTHER | GUNS UP SERVICES | 876.33 | 0.006363620 | 5.58 |
| STIMULATION RENTALS & OTHER | OIL STATES ENERGY SERVICE | 76,487.06 | 0.006363620 | 486.73 |
| STIMULATION RENTALS & OTHER | LESLIE CRAIG | 1,363.98 | 0.006363620 | 8.68 |
| STIMULATION RENTALS & OTHER | LESLIE CRAIG | 1,363.98 | 0.006363620 | 8.68 |
| STIMULATION RENTALS & OTHER | LESLIE CRAIG | 1,175.29 | 0.006363620 | 7.48 |
| STIMULATION RENTALS & OTHER | LESLIE CRAIG | 1,175.32 | 0.006363620 | 7.48 |
| STIMULATION RENTALS & OTHER | TRINITY OILFIELD SERVICES & | 953.37 | 0.006363620 | 6.07 |
| STIMULATION RENTALS & OTHER | TRINITY OILFIELD SERVICES & | 272.47 | 0.006363620 | 1.73 |
| STIMULATION RENTALS & OTHER | TANMAR RENTALS LLC | 136.66 | 0.006363620 | 0.87 |
| TRANSPORTATION | L & R WELL SERVICE INC | 1,017.20 | 0.006363620 | 6.47 |
| TRANSPORTATION | DIVINE ENERGY SERVICES LL | 132.45 | 0.006363620 | 0.84 |
| WATER AND OTHER | MEWBOURNE OIL COMPANY | 130,981.00 | 0.006363620 | 833.51 |
| Total Intangible Well Cost Cost | | 1,584,973.99 | | 10,086.18 |
| <u>Tangible Well Cost</u> | | | | |
| SUBSURFACE EQUIP. & ARTIFICIAL LIFT SYSTEMS | ENDURANCE LIFT SOLUTIONS | 7,033.27 | 0.006363620 | 44.76 |
| TUBING (2" - 4") | PETROSMITH EQUIPMENT LP | 102,065.97 | 0.006363620 | 649.51 |
| TUBING HEAD & UPPER SECTION | KEYSTONE PUMP & SUPPLY LI | 5,176.68 | 0.006363620 | 32.94 |
| Total Tangible Well Cost Cost | | 114,275.92 | | 727.21 |
| <u>Equipment Beyond Wellhead</u> | | | | |
| AUTOMATION METERING EQUIPMENT | CONTROL EQUIPMENT INC | 2,008.14 | 0.006363620 | 12.78 |
| AUTOMATION METERING EQUIPMENT | TANKLOGIX LLC | 1,060.49 | 0.006363620 | 6.75 |
| AUTOMATION METERING EQUIPMENT | VANZANDT CONTROLS, LLC | 4,506.00 | 0.006363620 | 28.67 |

12-22-2020

365

MEWBOURNE OIL COMPANY

Page 15

TOM M RAGSDALE
400 N SAM HOUSTON PARKWAY EAST
SUITE 601
HOUSTON, TX 77060

INVOICE NO.: 202012-11537
INVOICE DATE: 12-31-2020
OWNER: 035904-1
BILLING FOR: December 2020

| REFERENCE/DESCRIPTION OF CHARGES | | GROSS CHARGES | WORKING INTEREST | NET CHARGE |
|--------------------------------------|-----------------------------|---------------|------------------|------------|
| EMISSIONS CONTROL EQUIPMENT | 7B ROUSTABOUT LLC | 660.00 | 0.006363620 | 4.20 |
| FITTINGS / VALVES & ACCESSORIES | CONTROL EQUIPMENT INC | 274.75 | 0.006363620 | 1.75 |
| FITTINGS / VALVES & ACCESSORIES | KEYSTONE PUMP & SUPPLY LI | 8,167.95 | 0.006363620 | 51.98 |
| FITTINGS / VALVES & ACCESSORIES | KEYSTONE PUMP & SUPPLY LI | 1,595.28 | 0.006363620 | 10.15 |
| FITTINGS / VALVES & ACCESSORIES | STANDARD OIL FIELD SUPPLY | 337.99 | 0.006363620 | 2.15 |
| LINE PIPE & VALVES - GATHERING | 7B ROUSTABOUT LLC | 570.00 | 0.006363620 | 3.63 |
| PRODUCTION EQUIP INSTALLATION | GARNER PUMP & SUPPLY INC | 140.19 | 0.006363620 | 0.90 |
| PRODUCTION EQUIP INSTALLATION | MPS ENTERPRISES INC | 56.08 | 0.006363620 | 0.36 |
| PRODUCTION EQUIP INSTALLATION | JUSTIN WILSON | 47.68 | 0.006363620 | 0.30 |
| PRODUCTION EQUIP INSTALLATION | JUSTIN WILSON | 1,115.70 | 0.006363620 | 7.10 |
| PRODUCTION EQUIP INSTALLATION | TRINITY OILFIELD SERVICES & | 407.94 | 0.006363620 | 2.60 |
| PRODUCTION EQUIP INSTALLATION | TRINITY OILFIELD SERVICES & | 145.70 | 0.006363620 | 0.93 |
| PRODUCTION EQUIP INSTALLATION | TRINITY OILFIELD SERVICES & | 58.28 | 0.006363620 | 0.37 |
| PRODUCTION EQUIP INSTALLATION | TRINITY OILFIELD SERVICES & | 116.56 | 0.006363620 | 0.74 |
| PRODUCTION EQUIP INSTALLATION | TRINITY OILFIELD SERVICES & | 333.77 | 0.006363620 | 2.12 |
| PRODUCTION EQUIP INSTALLATION | TRINITY OILFIELD SERVICES & | 241.06 | 0.006363620 | 1.53 |
| PRODUCTION EQUIP INSTALLATION | TRINITY OILFIELD SERVICES & | 333.77 | 0.006363620 | 2.12 |
| PRODUCTION EQUIP INSTALLATION | TRINITY OILFIELD SERVICES & | 437.08 | 0.006363620 | 2.78 |
| PRODUCTION EQUIP INSTALLATION | TRINITY OILFIELD SERVICES & | 378.80 | 0.006363620 | 2.41 |
| PRODUCTION EQUIP INSTALLATION | TRINITY OILFIELD SERVICES & | 378.80 | 0.006363620 | 2.41 |
| PRODUCTION EQUIP INSTALLATION | TRINITY OILFIELD SERVICES & | 241.06 | 0.006363620 | 1.53 |
| PRODUCTION EQUIP INSTALLATION | TRINITY OILFIELD SERVICES & | 291.39 | 0.006363620 | 1.85 |
| PRODUCTION EQUIP INSTALLATION | TRINITY OILFIELD SERVICES & | 241.06 | 0.006363620 | 1.53 |
| PRODUCTION EQUIP INSTALLATION | TRINITY OILFIELD SERVICES & | 203.97 | 0.006363620 | 1.30 |
| PRODUCTION EQUIP INSTALLATION | MC WELDING LLC | 65.36 | 0.006363620 | 0.42 |
| SEPARATION / TREATING EQUIPMENT | CONTROL EQUIPMENT INC | 1,955.25 | 0.006363620 | 12.44 |
| Total Equipment Beyond Wellhead Cost | | 26,370.10 | | 167.80 |

72185000-20 SUBTOTAL

1,725,620.01

10,981.19

PROPERTY: 72185000 72185000-30 CREEDENCE 21/16 W0FC ST COM 4H

Lease Operating Expense

| | | | | |
|---|---------------------------|----------|-------------|------|
| CONTRACT SUPERVISION | TURNCO ENTERPRISES LLC | 1,433.25 | 0.006363620 | 9.12 |
| CONTRACT SUPERVISION | TURNCO ENTERPRISES LLC | 1,433.25 | 0.006363620 | 9.12 |
| CONTRACT SUPERVISION | TURNCO ENTERPRISES LLC | 1,433.25 | 0.006363620 | 9.12 |
| EMISSIONS CONTROL EQUIPMENT MAINTENANCE | K&S OILFIELD SUPPLIES LLC | 9.76 | 0.006363620 | 0.06 |
| EMISSIONS CONTROL EQUIPMENT MAINTENANCE | AUTOMATED WELLHEAD COM | 112.32 | 0.006363620 | 0.71 |
| EMISSIONS CONTROL EQUIPMENT MAINTENANCE | AUTOMATED WELLHEAD COM | 68.35 | 0.006363620 | 0.43 |
| EMISSIONS CONTROL EQUIPMENT MAINTENANCE | AUTOMATED WELLHEAD COM | 178.54 | 0.006363620 | 1.14 |
| LEASE & FACILITY | MEWBOURNE OIL COMPANY | 560.25 | 0.006363620 | 3.57 |
| LEASE & FACILITY | MEWBOURNE OIL COMPANY | 675.00 | 0.006363620 | 4.30 |
| LEASE & FACILITY MAINTENANCE | KEYSTONE PUMP & SUPPLY LI | 58.89 | 0.006363620 | 0.37 |
| LEASE & FACILITY MAINTENANCE | JUSTIN WILSON | 233.11 | 0.006363620 | 1.48 |

12-22-2020

366

MEWBOURNE OIL COMPANY

Page 16

TOM M RAGSDALE
400 N SAM HOUSTON PARKWAY EAST
SUITE 601
HOUSTON, TX 77060

INVOICE NO.: 202012-11537
INVOICE DATE: 12-31-2020
OWNER: 035904-1
BILLING FOR: December 2020

| REFERENCE/DESCRIPTION OF CHARGES | | GROSS CHARGES | WORKING INTEREST | NET CHARGE |
|------------------------------------|-----------------------------|---------------|------------------|------------|
| OVERHEAD-FIXED RATE | MEWBOURNE OIL COMPANY | 800.00 | 0.006363620 | 5.09 |
| PUMPING | MEWBOURNE OIL COMPANY | 850.00 | 0.006363620 | 5.41 |
| PUMPING | MEWBOURNE OIL COMPANY | 850.00 | 0.006363620 | 5.41 |
| RENTAL SERVICES | TFH LTD CO | 173.56 | 0.006363620 | 1.10 |
| RENTAL SERVICES | KODIAK GAS SERVICES LLC | 749.34 | 0.006363620 | 4.77 |
| RENTAL SERVICES | KODIAK GAS SERVICES LLC | 2,531.08 | 0.006363620 | 16.11 |
| RENTAL SERVICES | KODIAK GAS SERVICES LLC | 1,070.45 | 0.006363620 | 6.81 |
| SALT WATER DISPOSAL | TRINITY OILFIELD SERVICES & | 1,096.71 | 0.006363620 | 6.98 |
| SALT WATER DISPOSAL | TRINITY OILFIELD SERVICES & | 749.68 | 0.006363620 | 4.77 |
| SALT WATER DISPOSAL | FLATLAND HOLDINGS LLC | 108.27 | 0.006363620 | 0.69 |
| SALT WATER DISPOSAL | NGL WATER SOLUTIONS PERM | 132.45 | 0.006363620 | 0.84 |
| SALT WATER DISPOSAL | JES ENERGY LLC | 411.45 | 0.006363620 | 2.62 |
| Total Lease Operating Expense Cost | | 15,718.96 | | 100.02 |

| | | |
|-------------------------|--------------|------------|
| 72185000-30 SUBTOTAL | 15,718.96 | 100.02 |
| PROPERTY 72185000 TOTAL | 1,744,460.35 | 11,101.07 |
| 72185000PREPAYMENTS | | -11,101.07 |

PROPERTY: 72186000 72186000-10 CREEDENCE 21/16 W1FC ST COM 3H

Intangible Well Cost

| | | | | |
|---------------------------------|--------------------------|----------|-------------|-------|
| INSPECTION & REPAIR SERVICES | WELLBORE INTEGRITY SOLUT | 1,533.92 | 0.006363620 | 9.76 |
| WELL / LEASE LEGAL | ROD J MACDONALD | 1,587.50 | 0.006363620 | 10.10 |
| Total Intangible Well Cost Cost | | 3,121.42 | | 19.86 |

72186000-10 SUBTOTAL

3,121.42

19.86

PROPERTY: 72186000 72186000-20 CREEDENCE 21/16 W1FC ST COM 3H

Intangible Well Cost

| | | | | |
|---------------------------------|-------------------------|----------|-------------|-------|
| COMPANY SUPERVISION | MEWBOURNE OIL COMPANY | 525.00 | 0.006363620 | 3.34 |
| COMPANY SUPERVISION | MEWBOURNE OIL COMPANY | 2,625.00 | 0.006363620 | 16.70 |
| COMPANY SUPERVISION | MEWBOURNE OIL COMPANY | 1,312.50 | 0.006363620 | 8.35 |
| COMPANY SUPERVISION | MEWBOURNE OIL COMPANY | 787.50 | 0.006363620 | 5.01 |
| COMPANY SUPERVISION | MEWBOURNE OIL COMPANY | 550.00 | 0.006363620 | 3.50 |
| COMPANY SUPERVISION | MEWBOURNE OIL COMPANY | 3,150.00 | 0.006363620 | 20.05 |
| COMPANY SUPERVISION | MEWBOURNE OIL COMPANY | 3,937.50 | 0.006363620 | 25.06 |
| COMPANY SUPERVISION | MEWBOURNE OIL COMPANY | 1,837.50 | 0.006363620 | 11.69 |
| COMPANY SUPERVISION | MEWBOURNE OIL COMPANY | 1,312.50 | 0.006363620 | 8.35 |
| COMPANY SUPERVISION | MEWBOURNE OIL COMPANY | 2,425.50 | 0.006363620 | 15.43 |
| COMPANY SUPERVISION | MEWBOURNE OIL COMPANY | 2,100.00 | 0.006363620 | 13.36 |
| COMPANY SUPERVISION | MEWBOURNE OIL COMPANY | 525.00 | 0.006363620 | 3.34 |
| COMPANY SUPERVISION | MEWBOURNE OIL COMPANY | 2,625.00 | 0.006363620 | 16.70 |
| COMPANY SUPERVISION | MEWBOURNE OIL COMPANY | 262.50 | 0.006363620 | 1.67 |
| CONTRACT SERVICES & SUPERVISION | SDS PETROLEUM CONSULTAN | 4,768.12 | 0.006363620 | 30.34 |
| CONTRACT SERVICES & SUPERVISION | SDS PETROLEUM CONSULTAN | 3,973.44 | 0.006363620 | 25.29 |

12-22-2020

367

MEWBOURNE OIL COMPANY

Page 17

TOM M RAGSDALE
400 N SAM HOUSTON PARKWAY EAST
SUITE 601
HOUSTON, TX 77060

INVOICE NO.: 202012-11537
INVOICE DATE: 12-31-2020
OWNER: 035904-1
BILLING FOR: December 2020

| REFERENCE/DESCRIPTION OF CHARGES | | GROSS CHARGES | WORKING INTEREST | NET CHARGE |
|---|-----------------------------|---------------|------------------|------------|
| CONTRACT SERVICES & SUPERVISION | SDS PETROLEUM CONSULTAN | 3,178.75 | 0.006363620 | 20.23 |
| CONTRACT SERVICES & SUPERVISION | SDS PETROLEUM CONSULTAN | 3,602.58 | 0.006363620 | 22.93 |
| FUEL | ROLFSON OIL LLC | 184,217.06 | 0.006363620 | 1,172.29 |
| HORIZONTAL DRILLOUT SERVICES | MAN WELDING SERVICE | 527.50 | 0.006363620 | 3.36 |
| HORIZONTAL DRILLOUT SERVICES | MAN WELDING SERVICE | 1,582.50 | 0.006363620 | 10.07 |
| HORIZONTAL DRILLOUT SERVICES | VAREL INTERNATIONAL IND I | 3,173.70 | 0.006363620 | 20.20 |
| HORIZONTAL DRILLOUT SERVICES | NEW WAVE ENERGY SERVICE | 16,204.80 | 0.006363620 | 103.12 |
| LOCATION / RESTORATION | DUKE OILFIELD SERVICES LLC | 137.15 | 0.006363620 | 0.87 |
| LOCATION / RESTORATION | DUKE OILFIELD SERVICES LLC | 105.50 | 0.006363620 | 0.67 |
| LOCATION / RESTORATION | DUKE OILFIELD SERVICES LLC | 211.00 | 0.006363620 | 1.34 |
| LOCATION / RESTORATION | DUKE OILFIELD SERVICES LLC | 137.15 | 0.006363620 | 0.87 |
| LOCATION / RESTORATION | DUKE OILFIELD SERVICES LLC | 211.00 | 0.006363620 | 1.34 |
| LOCATION / RESTORATION | SUNDANCE SERVICES WEST IN | 221.32 | 0.006363620 | 1.41 |
| LOCATION / RESTORATION | NORTHERN DELAWARE BASIN | 110.77 | 0.006363620 | 0.70 |
| LOGGING & WIRELINE SERVICES | HALLIBURTON ENERGY SERV | 15,471.11 | 0.006363620 | 98.45 |
| LOGGING & WIRELINE SERVICES | HALLIBURTON ENERGY SERV | 36,078.95 | 0.006363620 | 229.59 |
| LOGGING & WIRELINE SERVICES | REPEAT PRECISION LLC | 9,724.06 | 0.006363620 | 61.88 |
| LOGGING & WIRELINE SERVICES | REPEAT PRECISION LLC | 2,628.13 | 0.006363620 | 16.72 |
| LOGGING & WIRELINE SERVICES | XTREME CRANE & RIGGING LI | 5,250.00 | 0.006363620 | 33.41 |
| LOGGING & WIRELINE SERVICES | XTREME CRANE & RIGGING LI | 1,500.00 | 0.006363620 | 9.55 |
| LOGGING & WIRELINE SERVICES | TEXAS RIG EQUIPMENT LLC | 533.75 | 0.006363620 | 3.40 |
| OVERHEAD FIXED RATE | MEWBOURNE OIL COMPANY | 8,416.00 | 0.006363620 | 53.56 |
| STIMULATION | CUDD PUMPING SERVICES INC | 71,414.44 | 0.006363620 | 454.45 |
| STIMULATION | BUTCH'S RAT HOLE & ANCHOI | 63,725.00 | 0.006363620 | 405.52 |
| STIMULATION | UNIVERSAL PRESSURE PUMPI | 824,546.12 | 0.006363620 | 5,247.10 |
| STIMULATION RENTALS & OTHER | TFH LTD CO | 6,408.75 | 0.006363620 | 40.78 |
| STIMULATION RENTALS & OTHER | SWABCO INC | 833.09 | 0.006363620 | 5.30 |
| STIMULATION RENTALS & OTHER | SWABCO INC | 664.89 | 0.006363620 | 4.23 |
| STIMULATION RENTALS & OTHER | SWABCO INC | 627.80 | 0.006363620 | 4.00 |
| STIMULATION RENTALS & OTHER | GUNS UP SERVICES | 876.31 | 0.006363620 | 5.58 |
| STIMULATION RENTALS & OTHER | OIL STATES ENERGY SERVICE | 76,487.06 | 0.006363620 | 486.73 |
| STIMULATION RENTALS & OTHER | LESLIE CRAIG | 1,364.01 | 0.006363620 | 8.68 |
| STIMULATION RENTALS & OTHER | LESLIE CRAIG | 1,364.01 | 0.006363620 | 8.68 |
| STIMULATION RENTALS & OTHER | LESLIE CRAIG | 1,175.32 | 0.006363620 | 7.48 |
| STIMULATION RENTALS & OTHER | LESLIE CRAIG | 1,175.29 | 0.006363620 | 7.48 |
| STIMULATION RENTALS & OTHER | TRINITY OILFIELD SERVICES & | 953.37 | 0.006363620 | 6.07 |
| STIMULATION RENTALS & OTHER | TRINITY OILFIELD SERVICES & | 272.47 | 0.006363620 | 1.73 |
| STIMULATION RENTALS & OTHER | TANMAR RENTALS LLC | 136.66 | 0.006363620 | 0.87 |
| WATER AND OTHER | MEWBOURNE OIL COMPANY | 130,981.00 | 0.006363620 | 833.51 |
| Total Intangible Well Cost Cost | | 1,508,945.43 | | 9,602.33 |
| <u>Tangible Well Cost</u> | | | | |
| SUBSURFACE EQUIP. & ARTIFICIAL LIFT SYSTEMS | ENDURANCE LIFT SOLUTIONS | 7,033.27 | 0.006363620 | 44.76 |

12-22-2020

368

MEWBOURNE OIL COMPANY

Page 18

TOM M RAGSDALE
400 N SAM HOUSTON PARKWAY EAST
SUITE 601
HOUSTON, TX 77060

INVOICE NO.: 202012-11537
INVOICE DATE: 12-31-2020
OWNER: 035904-1
BILLING FOR: December 2020

| REFERENCE/DESCRIPTION OF CHARGES | | GROSS CHARGES | WORKING INTEREST | NET CHARGE |
|--|-----------------------------|---------------------|------------------|-----------------|
| TUBING HEAD & UPPER SECTION | KEYSTONE PUMP & SUPPLY LI | 5,176.68 | 0.006363620 | 32.94 |
| Total Tangible Well Cost Cost | | 12,209.95 | | 77.70 |
| <u>Equipment Beyond Wellhead</u> | | | | |
| AUTOMATION METERING EQUIPMENT | CONTROL EQUIPMENT INC | 2,008.14 | 0.006363620 | 12.78 |
| AUTOMATION METERING EQUIPMENT | TANKLOGIX LLC | 1,060.51 | 0.006363620 | 6.75 |
| AUTOMATION METERING EQUIPMENT | VANZANDT CONTROLS, LLC | 4,506.00 | 0.006363620 | 28.67 |
| EMISSIONS CONTROL EQUIPMENT | 7B ROUSTABOUT LLC | 660.00 | 0.006363620 | 4.20 |
| FITTINGS / VALVES & ACCESSORIES | CONTROL EQUIPMENT INC | 274.75 | 0.006363620 | 1.75 |
| FITTINGS / VALVES & ACCESSORIES | KEYSTONE PUMP & SUPPLY LI | 8,167.94 | 0.006363620 | 51.98 |
| FITTINGS / VALVES & ACCESSORIES | KEYSTONE PUMP & SUPPLY LI | 1,595.28 | 0.006363620 | 10.15 |
| FITTINGS / VALVES & ACCESSORIES | STANDARD OIL FIELD SUPPLY | 338.03 | 0.006363620 | 2.15 |
| LINE PIPE & VALVES - GATHERING | 7B ROUSTABOUT LLC | 570.00 | 0.006363620 | 3.63 |
| PRODUCTION EQUIP INSTALLATION | GARNER PUMP & SUPPLY INC | 140.19 | 0.006363620 | 0.90 |
| PRODUCTION EQUIP INSTALLATION | MPS ENTERPRISES INC | 56.08 | 0.006363620 | 0.36 |
| PRODUCTION EQUIP INSTALLATION | JUSTIN WILSON | 47.67 | 0.006363620 | 0.30 |
| PRODUCTION EQUIP INSTALLATION | JUSTIN WILSON | 1,115.60 | 0.006363620 | 7.10 |
| PRODUCTION EQUIP INSTALLATION | TRINITY OILFIELD SERVICES & | 407.94 | 0.006363620 | 2.60 |
| PRODUCTION EQUIP INSTALLATION | TRINITY OILFIELD SERVICES & | 145.69 | 0.006363620 | 0.93 |
| PRODUCTION EQUIP INSTALLATION | TRINITY OILFIELD SERVICES & | 58.27 | 0.006363620 | 0.37 |
| PRODUCTION EQUIP INSTALLATION | TRINITY OILFIELD SERVICES & | 116.55 | 0.006363620 | 0.74 |
| PRODUCTION EQUIP INSTALLATION | TRINITY OILFIELD SERVICES & | 333.76 | 0.006363620 | 2.12 |
| PRODUCTION EQUIP INSTALLATION | TRINITY OILFIELD SERVICES & | 241.05 | 0.006363620 | 1.53 |
| PRODUCTION EQUIP INSTALLATION | TRINITY OILFIELD SERVICES & | 333.76 | 0.006363620 | 2.12 |
| PRODUCTION EQUIP INSTALLATION | TRINITY OILFIELD SERVICES & | 437.07 | 0.006363620 | 2.78 |
| PRODUCTION EQUIP INSTALLATION | TRINITY OILFIELD SERVICES & | 378.80 | 0.006363620 | 2.41 |
| PRODUCTION EQUIP INSTALLATION | TRINITY OILFIELD SERVICES & | 378.80 | 0.006363620 | 2.41 |
| PRODUCTION EQUIP INSTALLATION | TRINITY OILFIELD SERVICES & | 241.05 | 0.006363620 | 1.53 |
| PRODUCTION EQUIP INSTALLATION | TRINITY OILFIELD SERVICES & | 291.38 | 0.006363620 | 1.85 |
| PRODUCTION EQUIP INSTALLATION | TRINITY OILFIELD SERVICES & | 241.05 | 0.006363620 | 1.53 |
| PRODUCTION EQUIP INSTALLATION | TRINITY OILFIELD SERVICES & | 203.97 | 0.006363620 | 1.30 |
| PRODUCTION EQUIP INSTALLATION | MC WELDING LLC | 65.33 | 0.006363620 | 0.42 |
| SEPARATION / TREATING EQUIPMENT | CONTROL EQUIPMENT INC | 1,955.22 | 0.006363620 | 12.44 |
| Total Equipment Beyond Wellhead Cost | | 26,369.88 | | 167.80 |
| 72186000-20 SUBTOTAL | | 1,547,525.26 | | 9,847.83 |
| PROPERTY: 72186000 72186000-30 CREEDENCE 21/16 W1FC ST COM 3H | | | | |
| <u>Lease Operating Expense</u> | | | | |
| COMPANY SUPERVISION | MEWBOURNE OIL COMPANY | 1,050.00 | 0.006363620 | 6.68 |
| CONTRACT SUPERVISION | TURNCO ENTERPRISES LLC | 1,433.25 | 0.006363620 | 9.12 |
| CONTRACT SUPERVISION | TURNCO ENTERPRISES LLC | 1,433.25 | 0.006363620 | 9.12 |
| CONTRACT SUPERVISION | TURNCO ENTERPRISES LLC | 1,433.25 | 0.006363620 | 9.12 |
| EMISSIONS CONTROL EQUIPMENT MAINTENANCE | K&S OILFIELD SUPPLIES LLC | 9.71 | 0.006363620 | 0.06 |

12-22-2020

369

MEWBOURNE OIL COMPANY

Page 19

TOM M RAGSDALE
400 N SAM HOUSTON PARKWAY EAST
SUITE 601
HOUSTON, TX 77060

INVOICE NO.: 202012-11537
INVOICE DATE: 12-31-2020
OWNER: 035904-1
BILLING FOR: December 2020

| REFERENCE/DESCRIPTION OF CHARGES | | GROSS CHARGES | WORKING INTEREST | NET CHARGE |
|--|-----------------------------|---------------------|------------------|------------------|
| EMISSIONS CONTROL EQUIPMENT MAINTENANCE | AUTOMATED WELLHEAD COM | 112.31 | 0.006363620 | 0.71 |
| EMISSIONS CONTROL EQUIPMENT MAINTENANCE | AUTOMATED WELLHEAD COM | 68.34 | 0.006363620 | 0.43 |
| EMISSIONS CONTROL EQUIPMENT MAINTENANCE | AUTOMATED WELLHEAD COM | 178.51 | 0.006363620 | 1.14 |
| LEASE & FACILITY | MEWBOURNE OIL COMPANY | 337.50 | 0.006363620 | 2.15 |
| LEASE & FACILITY MAINTENANCE | KEYSTONE PUMP & SUPPLY LI | 58.89 | 0.006363620 | 0.37 |
| LEASE & FACILITY MAINTENANCE | JUSTIN WILSON | 233.11 | 0.006363620 | 1.48 |
| OVERHEAD-FIXED RATE | MEWBOURNE OIL COMPANY | 800.00 | 0.006363620 | 5.09 |
| PUMPING | MEWBOURNE OIL COMPANY | 850.00 | 0.006363620 | 5.41 |
| PUMPING | MEWBOURNE OIL COMPANY | 850.00 | 0.006363620 | 5.41 |
| RENTAL SERVICES | TFH LTD CO | 173.58 | 0.006363620 | 1.10 |
| RENTAL SERVICES | KODIAK GAS SERVICES LLC | 749.32 | 0.006363620 | 4.77 |
| RENTAL SERVICES | KODIAK GAS SERVICES LLC | 2,531.07 | 0.006363620 | 16.11 |
| RENTAL SERVICES | KODIAK GAS SERVICES LLC | 1,070.44 | 0.006363620 | 6.81 |
| SALT WATER DISPOSAL | MEWBOURNE OIL COMPANY | 3,056.44 | 0.006363620 | 19.45 |
| SALT WATER DISPOSAL | TRINITY OILFIELD SERVICES & | 1,096.64 | 0.006363620 | 6.98 |
| SALT WATER DISPOSAL | TRINITY OILFIELD SERVICES & | 749.64 | 0.006363620 | 4.77 |
| SALT WATER DISPOSAL | FLATLAND HOLDINGS LLC | 108.25 | 0.006363620 | 0.69 |
| SALT WATER DISPOSAL | NGL WATER SOLUTIONS PERM | 132.44 | 0.006363620 | 0.84 |
| SALT WATER DISPOSAL | JES ENERGY LLC | 411.45 | 0.006363620 | 2.62 |
| Total Lease Operating Expense Cost | | 18,927.39 | | 120.43 |
| 72186000-30 SUBTOTAL | | 18,927.39 | 120.43 | |
| PROPERTY 72186000 TOTAL | | 1,569,574.07 | 9,988.12 | |
| 72186000PREPAYMENTS | | | | -9,988.12 |
| PROPERTY: 72310000 72310000-10 IBEX 15/10 B1PA FED COM 2H | | | | |
| <u>Intangible Well Cost</u> | | | | |
| COMPANY SUPERVISION | MEWBOURNE OIL COMPANY | 750.00 | 0.000539020 | 0.40 |
| LOCATION / RESTORATION | NGL WATER SOLUTIONS PERM | 411.45 | 0.000539020 | 0.22 |
| LOCATION / RESTORATION | SYNERGY CLEANING SolutiC | 7,205.00 | 0.000539020 | 3.88 |
| MUD / CHEMICAL / ADDITIVES | SYNERGY CLEANING SolutiC | 14,545.00 | 0.000539020 | 7.84 |
| MUD / CHEMICAL / ADDITIVES | SYNERGY CLEANING SolutiC | 7,205.00 | 0.000539020 | 3.88 |
| RIG MOBILIZATION / DEMOBILIZATION | SYNERGY CLEANING SolutiC | 985.00 | 0.000539020 | 0.53 |
| WELL / LEASE LEGAL | JAMES BRUCE | 1,591.71 | 0.000539020 | 0.86 |
| Total Intangible Well Cost Cost | | 32,693.16 | | 17.61 |
| 72310000-10 SUBTOTAL | | 32,693.16 | 17.61 | |
| PROPERTY: 72310000 72310000-20 IBEX 15/10 B1PA FED COM 2H | | | | |
| <u>Intangible Well Cost</u> | | | | |
| COMPANY SUPERVISION | MEWBOURNE OIL COMPANY | 600.00 | 0.000539020 | 0.32 |
| COMPANY SUPERVISION | MEWBOURNE OIL COMPANY | 787.50 | 0.000539020 | 0.42 |
| COMPANY SUPERVISION | MEWBOURNE OIL COMPANY | 550.00 | 0.000539020 | 0.30 |
| CONTRACT SERVICES & SUPERVISION | SDS PETROLEUM CONSULTAN | 1,582.50 | 0.000539020 | 0.85 |

12-22-2020

370

MEWBOURNE OIL COMPANY

TOM M RAGSDALE
400 N SAM HOUSTON PARKWAY EAST
SUITE 601
HOUSTON, TX 77060

INVOICE NO.: 202012-11537
INVOICE DATE: 12-31-2020
OWNER: 035904-1
BILLING FOR: December 2020

| REFERENCE/DESCRIPTION OF CHARGES | | GROSS CHARGES | WORKING INTEREST | NET CHARGE |
|--|-----------------------------|---------------|------------------|------------|
| CONTRACT SERVICES & SUPERVISION | SDS PETROLEUM CONSULTAN | 6,330.00 | 0.000539020 | 3.41 |
| CONTRACT SERVICES & SUPERVISION | SDS PETROLEUM CONSULTAN | 6,330.00 | 0.000539020 | 3.41 |
| CONTRACT SERVICES & SUPERVISION | SDS PETROLEUM CONSULTAN | 7,912.50 | 0.000539020 | 4.27 |
| EQUIPMENT RENTAL | MPS ENTERPRISES INC | 160.22 | 0.000539020 | 0.09 |
| EQUIPMENT RENTAL | MPS ENTERPRISES INC | 464.63 | 0.000539020 | 0.25 |
| EQUIPMENT RENTAL | TRINITY OILFIELD SERVICES & | 1,846.25 | 0.000539020 | 1.00 |
| LOGGING & WIRELINE SERVICES | RWLS LLC DBA RENEGADE SE | 216,615.75 | 0.000539020 | 116.76 |
| LOGGING & WIRELINE SERVICES | REPEAT PRECISION LLC | 13,666.25 | 0.000539020 | 7.37 |
| LOGGING & WIRELINE SERVICES | XTREME CRANE & RIGGING LI | 6,705.00 | 0.000539020 | 3.61 |
| LOGGING & WIRELINE SERVICES | XTREME CRANE & RIGGING LI | 10,500.00 | 0.000539020 | 5.66 |
| LOGGING & WIRELINE SERVICES | XTREME CRANE & RIGGING LI | 3,300.00 | 0.000539020 | 1.78 |
| LOGGING & WIRELINE SERVICES | TEXAS RIG EQUIPMENT LLC | 1,067.50 | 0.000539020 | 0.58 |
| OVERHEAD FIXED RATE | MEWBOURNE OIL COMPANY | 293.72 | 0.000539020 | 0.16 |
| PIPELINE INTERCONNECT | VERSADO GAS PROCESSORS L | 7,500.00 | 0.000539020 | 4.04 |
| STIMULATION RENTALS & OTHER | TRINITY OILFIELD SERVICES & | 1,809.33 | 0.000539020 | 0.98 |
| STIMULATION RENTALS & OTHER | TRINITY OILFIELD SERVICES & | 1,920.10 | 0.000539020 | 1.03 |
| STIMULATION RENTALS & OTHER | NEW WAVE ENERGY SERVICE | 23,210.00 | 0.000539020 | 12.51 |
| STIMULATION TOE PREPARATION | TRINITY OILFIELD SERVICES & | 1,951.75 | 0.000539020 | 1.05 |
| STIMULATION TOE PREPARATION | TRINITY OILFIELD SERVICES & | 1,329.30 | 0.000539020 | 0.72 |
| WATER AND OTHER | ACCELERATED WATER RESOL | 416,104.13 | 0.000539020 | 224.29 |
| WELDING / CONSTRUCTION / MAINT. SERVICES | MEWBOURNE OIL COMPANY | 5,062.50 | 0.000539020 | 2.73 |
| Total Intangible Well Cost Cost | | 737,598.93 | | 397.59 |
| <u>Tangible Well Cost</u> | | | | |
| TUBING HEAD & UPPER SECTION | DIVINE WIRELINE SOLUTIONS | 4,522.65 | 0.000539020 | 2.44 |
| Total Tangible Well Cost Cost | | 4,522.65 | | 2.44 |
| <u>Equipment Beyond Wellhead</u> | | | | |
| EMISSIONS CONTROL EQUIPMENT | VAPROX LLC | 30,076.56 | 0.000539020 | 16.21 |
| FITTINGS / VALVES & ACCESSORIES | K&S OILFIELD SUPPLIES LLC | 174,824.36 | 0.000539020 | 94.23 |
| FITTINGS / VALVES & ACCESSORIES | MPS ENTERPRISES INC | 588.43 | 0.000539020 | 0.32 |
| FITTINGS / VALVES & ACCESSORIES | MPS ENTERPRISES INC | 4,762.64 | 0.000539020 | 2.57 |
| FITTINGS / VALVES & ACCESSORIES | MPS ENTERPRISES INC | 1,041.39 | 0.000539020 | 0.56 |
| FITTINGS / VALVES & ACCESSORIES | MPS ENTERPRISES INC | 28.83 | 0.000539020 | 0.02 |
| FITTINGS / VALVES & ACCESSORIES | MPS ENTERPRISES INC | 1,321.30 | 0.000539020 | 0.71 |
| FITTINGS / VALVES & ACCESSORIES | MPS ENTERPRISES INC | 1,994.68 | 0.000539020 | 1.08 |
| FITTINGS / VALVES & ACCESSORIES | MPS ENTERPRISES INC | 56.86 | 0.000539020 | 0.03 |
| LINE PIPE & VALVES - GATHERING | SOONER PIPE LLC | 46,988.36 | 0.000539020 | 25.33 |
| PIPE LINE CONSTRUCTION | MPS ENTERPRISES INC | 218.96 | 0.000539020 | 0.12 |
| PRODUCTION EQUIP INSTALLATION | CUSTOM WELDING OF HOBBS | 843.36 | 0.000539020 | 0.45 |
| PRODUCTION EQUIP INSTALLATION | TURNCO ENTERPRISES LLC | 798.00 | 0.000539020 | 0.43 |
| PRODUCTION EQUIP INSTALLATION | TURNCO ENTERPRISES LLC | 984.50 | 0.000539020 | 0.53 |
| PRODUCTION EQUIP INSTALLATION | TURNCO ENTERPRISES LLC | 522.50 | 0.000539020 | 0.28 |
| PRODUCTION EQUIP INSTALLATION | TURNCO ENTERPRISES LLC | 1,074.00 | 0.000539020 | 0.58 |

MEWBOURNE OIL COMPANY

TOM M RAGSDALE
400 N SAM HOUSTON PARKWAY EAST
SUITE 601
HOUSTON, TX 77060

INVOICE NO.: 202012-11537
INVOICE DATE: 12-31-2020
OWNER: 035904-1
BILLING FOR: December 2020

| REFERENCE/DESCRIPTION OF CHARGES | | GROSS CHARGES | WORKING INTEREST | NET CHARGE |
|--|-----------------------------|---------------------|---------------------|---------------|
| PRODUCTION EQUIP INSTALLATION | TURNCO ENTERPRISES LLC | 1,253.00 | 0.000539020 | 0.68 |
| PRODUCTION EQUIP INSTALLATION | TURNCO ENTERPRISES LLC | 984.50 | 0.000539020 | 0.53 |
| PRODUCTION EQUIP INSTALLATION | TURNCO ENTERPRISES LLC | 1,163.50 | 0.000539020 | 0.63 |
| PRODUCTION EQUIP INSTALLATION | TRINITY OILFIELD SERVICES & | 7,023.66 | 0.000539020 | 3.79 |
| PRODUCTION EQUIP INSTALLATION | TRINITY OILFIELD SERVICES & | 2,110.00 | 0.000539020 | 1.14 |
| PRODUCTION EQUIP INSTALLATION | TRINITY OILFIELD SERVICES & | 2,637.50 | 0.000539020 | 1.42 |
| SERVICE PUMPS | ODESSA PUMPS & EQUIPMENT | 774.92 | 0.000539020 | 0.42 |
| SERVICE PUMPS | ODESSA PUMPS & EQUIPMENT | 7,177.80 | 0.000539020 | 3.87 |
| Total Equipment Beyond Wellhead Cost | | 289,249.61 | | 155.93 |
| 72310000-20 SUBTOTAL | | 1,031,371.19 | 555.96 | |
| PROPERTY: 72310000 72310000-30 IBEX 15/10 B1PA FED COM 2H | | | | |
| <u>Lease Operating Expense</u> | | | | |
| COMPANY SUPERVISION | MEWBOURNE OIL COMPANY | 525.00 | 0.000539020 | 0.28 |
| LEASE & FACILITY | MEWBOURNE OIL COMPANY | 1,012.50 | 0.000539020 | 0.55 |
| OVERHEAD-FIXED RATE | MEWBOURNE OIL COMPANY | 881.16 | 0.000539020 | 0.47 |
| PUMPING | MEWBOURNE OIL COMPANY | 850.00 | 0.000539020 | 0.46 |
| PUMPING | MEWBOURNE OIL COMPANY | 850.00 | 0.000539020 | 0.46 |
| SALT WATER DISPOSAL | RAZ OIL AND GAS | 89.15 | 0.000539020 | 0.05 |
| SALT WATER DISPOSAL | RAZ OIL AND GAS | 222.87 | 0.000539020 | 0.12 |
| Total Lease Operating Expense Cost | | 4,430.68 | | 2.39 |
| 72310000-30 SUBTOTAL | | 4,430.68 | 2.39 | |
| PROPERTY 72310000 TOTAL | | 1,068,495.03 | 575.96 | |

Page 1

MEWBOURNE OIL COMPANY

MEWBOURNE OIL COMPANY
P O BOX 7698
TYLER, TX 75711-7698

TOM M RAGSDALE
400 N SAM HOUSTON PARKWAY EAST
SUITE 601
HOUSTON, TX 77060

INVOICE NO.: 202101-13344
INVOICE DATE: 1-31-2021
OWNER: 035904-1
BILLING FOR: January 2021

BALANCE FORWARD

17,135.79

| CURRENT PERIOD ADJUSTMENT | | | | AMOUNT |
|--|----------|---------------------|-----------------|-------------------|
| NETTING FROM REVENUE | | | | |
| INVOICE #: 202012-11537 INVOICE DATE: 01/13/2021 | | | | -17,135.79 |
| TOTAL CURRENT PERIOD ADJUSTMENT | | | | -17,135.79 |
| CURRENT CHARGES | | GROSS | INTEREST | NET |
| 62390000 - PRONGHORN 15 B3BO FED COM 1H | TIER: 30 | 27,059.63 | 0.0683747500 | 1,850.18 |
| 62391000 - PRONGHORN 15 B3CN FED COM 1H | TIER: 30 | 30,362.54 | 0.0683747500 | 2,076.05 |
| 62392000 - PRONGHORN 15 B3DM FED COM 1H | TIER: 30 | 26,680.95 | 0.0683747500 | 1,824.31 |
| 62774000 - IBEX 10 B3MD FED COM 1H | TIER: 30 | 32,200.45 | 0.0527536400 | 1,698.66 |
| 62775000 - IBEX 10 B3NC FED COM 1H | TIER: 30 | 26,887.76 | 0.0527536400 | 1,418.42 |
| 62776000 - IBEX 10 B3OB FED COM 1H | TIER: 30 | 20,163.21 | 0.0322507100 | 650.28 |
| 62906000 - GAZELLE 22 B2MD FED COM 2H | TIER: 20 | 155.35 | 0.1969919400 | 30.61 |
| 62906000 - GAZELLE 22 B2MD FED COM 2H | TIER: 30 | 21,946.07 | 0.1969919400 | 4,323.20 |
| 62915000 - CREEDENCE 21/16 W0ED ST COM 2H | TIER: 20 | 776.75 | 0.0063636200 | 4.94 |
| 62915000 - CREEDENCE 21/16 W0ED ST COM 2H | TIER: 30 | 115,587.79 | 0.0063636200 | 735.56 |
| 62916000 - CREEDENCE 21/16 W1ED ST COM 1H | TIER: 20 | 776.75 | 0.0063636200 | 4.94 |
| 62916000 - CREEDENCE 21/16 W1ED ST COM 1H | TIER: 30 | 92,754.92 | 0.0063636200 | 590.24 |
| 62958000 - GAZELLE 22 B3MD FED COM 1H | TIER: 30 | 26,741.33 | 0.1969919400 | 5,267.85 |
| 72185000 - CREEDENCE 21/16 W0FC ST COM 4H | TIER: 10 | 3,066.14 | 0.0063636200 | 19.51 |
| 72185000 - CREEDENCE 21/16 W0FC ST COM 4H | TIER: 20 | 548,376.37 | 0.0063636200 | 3,489.73 |
| 72185000 - CREEDENCE 21/16 W0FC ST COM 4H | TIER: 30 | 132,824.48 | 0.0063636200 | 845.17 |
| 72186000 - CREEDENCE 21/16 W1FC ST COM 3H | TIER: 10 | 3,220.78 | 0.0063636200 | 20.50 |
| 72186000 - CREEDENCE 21/16 W1FC ST COM 3H | TIER: 20 | 626,368.40 | 0.0063636200 | 3,986.04 |
| 72186000 - CREEDENCE 21/16 W1FC ST COM 3H | TIER: 30 | 129,649.80 | 0.0063636200 | 824.98 |
| 72310000 - IBEX 15/10 B1PA FED COM 2H | TIER: 10 | 118,419.99 | 0.0005390200 | 63.83 |
| 72310000 - IBEX 15/10 B1PA FED COM 2H | TIER: 20 | 1,610,122.80 | 0.0005390200 | 867.87 |
| 72310000 - IBEX 15/10 B1PA FED COM 2H | TIER: 30 | 58,023.80 | 0.0005390200 | 31.27 |
| TOTAL CURRENT CHARGES | | 3,652,166.06 | | 30,624.14 |
| APPLIED ADVANCES | | | | |
| 72185000 - CREEDENCE 21/16 W0FC ST COM 4H | | | | -4,354.41 |
| 72186000 - CREEDENCE 21/16 W1FC ST COM 3H | | | | -4,831.52 |
| APPLIED ADVANCES TOTAL | | | | -9,185.93 |
| INVOICE TOTAL | | | | 21,438.21 |
| OUTSTANDING BALANCE | | | | 21,438.21 |

Exhibit E

Siana Oil and Gas, LLC
NMOCD Case No. 22378

July 7, 2022

02-02-2021

001

MEWBOURNE OIL COMPANY

Page 2

TOM M RAGSDALE
400 N SAM HOUSTON PARKWAY EAST
SUITE 601
HOUSTON, TX 77060

INVOICE NO.: 202101-13344
INVOICE DATE: 1-31-2021
OWNER: 035904-1
BILLING FOR: January 2021

PLEASE INDICATE INVOICE# 202101-13344
AND ACCOUNT# 035904-1
ON REMITTANCE
PAYMENT DUE 15 DAYS AFTER RECEIPT OF INVOICE PAYABLE IN US DOLLARS

FOR INQUIRIES, PLEASE CONTACT (903) 561-2900

Netted Owner

02-02-2021

002

MEWBOURNE OIL COMPANY

Page 3

TOM M RAGSDALE
400 N SAM HOUSTON PARKWAY EAST
SUITE 601
HOUSTON, TX 77060

INVOICE NO.: 202101-13344

INVOICE DATE: 1-31-2021

OWNER: 035904-1

BILLING FOR: January 2021

| REFERENCE/DESCRIPTION OF CHARGES | | GROSS CHARGES | WORKING INTEREST | NET CHARGE |
|--|-----------------------------|------------------|---------------------|-----------------|
| PROPERTY: 62390000 62390000-30 PRONGHORN 15 B3BO FED COM 1H | | | | |
| <u>Lease Operating Expense</u> | | | | |
| ADVALOREM TAXES | LEA COUNTY TREASURER | 622.01 | 0.068374750 | 42.53 |
| AUTOMATION MAINTENANCE | AMERICAN MILLENNIUM COR | 28.28 | 0.068374750 | 1.93 |
| AUTOMATION MAINTENANCE | AMERICAN MILLENNIUM COR | 37.55 | 0.068374750 | 2.57 |
| AUTOMATION MAINTENANCE | TANKLOGIX LLC | 1,319.20 | 0.068374750 | 90.20 |
| CHEMICALS-CORROSION TREATING | CATALYST OILFIELD SERVICE | 986.42 | 0.068374750 | 67.45 |
| CHEMICALS-PARAFFIN CONTROL | CATALYST OILFIELD SERVICE | 60.66 | 0.068374750 | 4.15 |
| CHEMICALS-PARAFFIN CONTROL | CATALYST OILFIELD SERVICE | 121.32 | 0.068374750 | 8.29 |
| COMPANY SUPERVISION | MEWBOURNE OIL COMPANY | 346.50 | 0.068374750 | 23.69 |
| EMISSIONS CONTROL EQUIPMENT MAINTENANCE | G&A FABRICATION LLC | 304.72 | 0.068374750 | 20.83 |
| FUEL/ POWER / ELECTRICAL | XCEL ENERGY | 2,841.64 | 0.068374750 | 194.29 |
| GATHERING/TREATING/DEHYDRATION | PRO-KEM INC | 187.69 | 0.068374750 | 12.83 |
| LEASE & FACILITY MAINTENANCE | GARNER PUMP & SUPPLY INC | 266.34 | 0.068374750 | 18.21 |
| LEASE & FACILITY MAINTENANCE | GARNER PUMP & SUPPLY INC | 26.96 | 0.068374750 | 1.85 |
| LEASE & FACILITY MAINTENANCE | TURNCO ENTERPRISES LLC | 32.89 | 0.068374750 | 2.25 |
| LEASE & FACILITY MAINTENANCE | TRINITY OILFIELD SERVICES & | 147.70 | 0.068374750 | 10.10 |
| LEASE & FACILITY MAINTENANCE | CATALYST OILFIELD SERVICE | 821.53 | 0.068374750 | 56.17 |
| MISCELLANEOUS EQUIPMENT RENTAL | MEWBOURNE OIL COMPANY | 258.72 | 0.068374750 | 17.69 |
| OVERHEAD-FIXED RATE | MEWBOURNE OIL COMPANY | 856.29 | 0.068374750 | 58.55 |
| PRIME MOVER / PUMP MAINTENANCE | HR COMPRESSION & SERVICE | 35.88 | 0.068374750 | 2.45 |
| PUMPING | MEWBOURNE OIL COMPANY | 850.00 | 0.068374750 | 58.12 |
| PUMPING | MEWBOURNE OIL COMPANY | 425.00 | 0.068374750 | 29.06 |
| RENTAL SERVICES | GRAVITY OILFIELD SERVICES | 30.52 | 0.068374750 | 2.09 |
| RENTAL SERVICES | TOTAL OPERATIONS & PRODU | 4,238.33 | 0.068374750 | 289.79 |
| RENTAL SERVICES | TOTAL OPERATIONS & PRODU | 4,238.33 | 0.068374750 | 289.79 |
| SALT WATER DISPOSAL | OWL SWD OPERATING LLC | 5,308.08 | 0.068374750 | 362.94 |
| SALT WATER DISPOSAL | LIMESTONE BASIN PROPERTIE | 951.20 | 0.068374750 | 65.04 |
| SITE RESTORATION & EXCAVATION | SUNDANCE SERVICES WEST IN | 254.87 | 0.068374750 | 17.43 |
| WELL/LEASE INSURANCE | LOCKTON COMPANIES LLC | 1,461.00 | 0.068374750 | 99.89 |
| Total Lease Operating Expense Cost | | 27,059.63 | | 1,850.18 |
| 62390000-30 SUBTOTAL | | 27,059.63 | | 1,850.18 |
| PROPERTY 62390000 TOTAL | | 27,059.63 | | 1,850.18 |

PROPERTY: 62391000 62391000-30 PRONGHORN 15 B3CN FED COM 1HLease Operating Expense

| | | | | |
|---|-----------------------------|--------|-------------|-------|
| ADVALOREM TAXES | LEA COUNTY TREASURER | 382.72 | 0.068374750 | 26.17 |
| CHEMICALS-CORROSION TREATING | CATALYST OILFIELD SERVICE | 896.75 | 0.068374750 | 61.32 |
| COMPANY SUPERVISION | MEWBOURNE OIL COMPANY | 346.50 | 0.068374750 | 23.69 |
| COMPRESSOR MAINTENANCE | TRINITY OILFIELD SERVICES & | 464.20 | 0.068374750 | 31.74 |
| EMISSIONS CONTROL EQUIPMENT MAINTENANCE | G&A FABRICATION LLC | 152.36 | 0.068374750 | 10.42 |
| EMISSIONS CONTROL EQUIPMENT MAINTENANCE | G&A FABRICATION LLC | 152.36 | 0.068374750 | 10.42 |

02-02-2021

003

MEWBOURNE OIL COMPANY

Page 4

TOM M RAGSDALE
400 N SAM HOUSTON PARKWAY EAST
SUITE 601
HOUSTON, TX 77060

INVOICE NO.: 202101-13344

INVOICE DATE: 1-31-2021

OWNER: 035904-1

BILLING FOR: January 2021

| REFERENCE/DESCRIPTION OF CHARGES | | GROSS CHARGES | WORKING INTEREST | NET CHARGE |
|------------------------------------|---------------------------|---------------|------------------|------------|
| FUEL/ POWER / ELECTRICAL | XCEL ENERGY | 285.14 | 0.068374750 | 19.50 |
| GATHERING/TREATING/DEHYDRATION | PRO-KEM INC | 402.19 | 0.068374750 | 27.50 |
| LEASE & FACILITY MAINTENANCE | GARNER PUMP & SUPPLY INC | 26.96 | 0.068374750 | 1.85 |
| LEASE & FACILITY MAINTENANCE | TURNCO ENTERPRISES LLC | 142.50 | 0.068374750 | 9.74 |
| LEASE & FACILITY MAINTENANCE | TURNCO ENTERPRISES LLC | 32.88 | 0.068374750 | 2.25 |
| LEASE & FACILITY MAINTENANCE | INGRAM PROFESSIONAL SERV | 408.10 | 0.068374750 | 27.91 |
| LEASE & FACILITY MAINTENANCE | INGRAM PROFESSIONAL SERV | 526.91 | 0.068374750 | 36.03 |
| LEASE & FACILITY MAINTENANCE | INGRAM PROFESSIONAL SERV | 273.73 | 0.068374750 | 18.72 |
| LEASE & FACILITY MAINTENANCE | EP&S LLC | 1,082.58 | 0.068374750 | 74.02 |
| LEASE & FACILITY MAINTENANCE | LIMESTONE BASIN PROPERTIE | 1,500.00 | 0.068374750 | 102.56 |
| LEASE & FACILITY MAINTENANCE | CATALYST OILFIELD SERVICE | 1,619.00 | 0.068374750 | 110.70 |
| MISCELLANEOUS EQUIPMENT RENTAL | MEWBOURNE OIL COMPANY | 258.72 | 0.068374750 | 17.69 |
| OVERHEAD-FIXED RATE | MEWBOURNE OIL COMPANY | 856.29 | 0.068374750 | 58.55 |
| PRIME MOVER / PUMP MAINTENANCE | HR COMPRESSION & SERVICE | 1,208.29 | 0.068374750 | 82.62 |
| PRIME MOVER / PUMP MAINTENANCE | HR COMPRESSION & SERVICE | 29.90 | 0.068374750 | 2.04 |
| PRIME MOVER / PUMP MAINTENANCE | HR COMPRESSION & SERVICE | 653.17 | 0.068374750 | 44.66 |
| PUMPING | MEWBOURNE OIL COMPANY | 850.00 | 0.068374750 | 58.12 |
| PUMPING | MEWBOURNE OIL COMPANY | 212.50 | 0.068374750 | 14.53 |
| RENTAL SERVICES | KODIAK GAS SERVICES LLC | 6,024.06 | 0.068374750 | 411.89 |
| RENTAL SERVICES | KODIAK GAS SERVICES LLC | 6,012.51 | 0.068374750 | 411.10 |
| RENTAL SERVICES | GRAVITY OILFIELD SERVICES | 25.43 | 0.068374750 | 1.74 |
| SALT WATER DISPOSAL | OWL SWD OPERATING LLC | 3,848.13 | 0.068374750 | 263.11 |
| SALT WATER DISPOSAL | LIMESTONE BASIN PROPERTIE | 227.66 | 0.068374750 | 15.57 |
| WELL/LEASE INSURANCE | LOCKTON COMPANIES LLC | 1,461.00 | 0.068374750 | 99.89 |
| Total Lease Operating Expense Cost | | 30,362.54 | | 2,076.05 |

62391000-30 SUBTOTAL

30,362.54

2,076.05

PROPERTY 62391000 TOTAL

30,362.54

2,076.05

PROPERTY: 62392000 62392000-30 PRONGHORN 15 B3DM FED COM 1H

Lease Operating Expense

| | | | | |
|---|---------------------------|----------|-------------|--------|
| ADVALOREM TAXES | LEA COUNTY TREASURER | 413.23 | 0.068374750 | 28.25 |
| CHEMICALS-CORROSION TREATING | CATALYST OILFIELD SERVICE | 896.75 | 0.068374750 | 61.32 |
| CHEMICALS-PARAFFIN CONTROL | CRAIN HOT OIL SERVICE LLC | 396.83 | 0.068374750 | 27.14 |
| COMPANY SUPERVISION | MEWBOURNE OIL COMPANY | 357.00 | 0.068374750 | 24.41 |
| EMISSIONS CONTROL EQUIPMENT MAINTENANCE | G&A FABRICATION LLC | 152.36 | 0.068374750 | 10.42 |
| EMISSIONS CONTROL EQUIPMENT MAINTENANCE | G&A FABRICATION LLC | 152.36 | 0.068374750 | 10.42 |
| FUEL/ POWER / ELECTRICAL | XCEL ENERGY | 2,732.89 | 0.068374750 | 186.86 |
| LEASE & FACILITY | MEWBOURNE OIL COMPANY | 229.50 | 0.068374750 | 15.69 |
| LEASE & FACILITY MAINTENANCE | GARNER PUMP & SUPPLY INC | 26.96 | 0.068374750 | 1.85 |
| LEASE & FACILITY MAINTENANCE | TURNCO ENTERPRISES LLC | 142.50 | 0.068374750 | 9.74 |
| LEASE & FACILITY MAINTENANCE | TURNCO ENTERPRISES LLC | 32.89 | 0.068374750 | 2.25 |
| LEASE & FACILITY MAINTENANCE | INGRAM PROFESSIONAL SERV | 408.11 | 0.068374750 | 27.91 |

02-02-2021

004

MEWBOURNE OIL COMPANY

Page 5

TOM M RAGSDALE
400 N SAM HOUSTON PARKWAY EAST
SUITE 601
HOUSTON, TX 77060

INVOICE NO.: 202101-13344

INVOICE DATE: 1-31-2021

OWNER: 035904-1

BILLING FOR: January 2021

| REFERENCE/DESCRIPTION OF CHARGES | | GROSS CHARGES | WORKING INTEREST | NET CHARGE |
|------------------------------------|---------------------------|---------------|------------------|------------|
| LEASE & FACILITY MAINTENANCE | INGRAM PROFESSIONAL SERV | 526.92 | 0.068374750 | 36.03 |
| LEASE & FACILITY MAINTENANCE | INGRAM PROFESSIONAL SERV | 273.78 | 0.068374750 | 18.72 |
| LEASE & FACILITY MAINTENANCE | LIMESTONE BASIN PROPERTIE | 1,500.00 | 0.068374750 | 102.56 |
| LEASE & FACILITY MAINTENANCE | CATALYST OILFIELD SERVICE | 1,619.00 | 0.068374750 | 110.70 |
| MISCELLANEOUS EQUIPMENT RENTAL | MEWBOURNE OIL COMPANY | 258.72 | 0.068374750 | 17.69 |
| OVERHEAD-FIXED RATE | MEWBOURNE OIL COMPANY | 856.32 | 0.068374750 | 58.55 |
| PRIME MOVER / PUMP MAINTENANCE | HR COMPRESSION & SERVICE | 1,208.31 | 0.068374750 | 82.62 |
| PRIME MOVER / PUMP MAINTENANCE | HR COMPRESSION & SERVICE | 19.43 | 0.068374750 | 1.33 |
| PRIME MOVER / PUMP MAINTENANCE | HR COMPRESSION & SERVICE | 653.18 | 0.068374750 | 44.66 |
| PUMPING | MEWBOURNE OIL COMPANY | 850.00 | 0.068374750 | 58.12 |
| PUMPING | MEWBOURNE OIL COMPANY | 212.50 | 0.068374750 | 14.53 |
| RENTAL SERVICES | GRAVITY OILFIELD SERVICES | 16.53 | 0.068374750 | 1.13 |
| RENTAL SERVICES | TOTAL OPERATIONS & PRODU | 4,238.33 | 0.068374750 | 289.79 |
| RENTAL SERVICES | TOTAL OPERATIONS & PRODU | 4,238.33 | 0.068374750 | 289.79 |
| SALT WATER DISPOSAL | OWL SWD OPERATING LLC | 2,532.51 | 0.068374750 | 173.16 |
| SALT WATER DISPOSAL | LIMESTONE BASIN PROPERTIE | 274.71 | 0.068374750 | 18.78 |
| WELL/LEASE INSURANCE | LOCKTON COMPANIES LLC | 1,461.00 | 0.068374750 | 99.89 |
| Total Lease Operating Expense Cost | | 26,680.95 | | 1,824.31 |

62392000-30 SUBTOTAL

26,680.95

1,824.31

PROPERTY 62392000 TOTAL

26,680.95

1,824.31

PROPERTY: 62774000 62774000-30 IBEX 10 B3MD FED COM 1H

Lease Operating Expense

| | | | | |
|---|---------------------------|----------|-------------|--------|
| AUTOMATION MAINTENANCE | AMERICAN MILLENNIUM COR | 38.91 | 0.052753640 | 2.05 |
| AUTOMATION MAINTENANCE | AMERICAN MILLENNIUM COR | 25.70 | 0.052753640 | 1.36 |
| AUTOMATION MAINTENANCE | TANKLOGIX LLC | 1,319.20 | 0.052753640 | 69.59 |
| CHEMICALS-CORROSION TREATING | CATALYST OILFIELD SERVICE | 896.75 | 0.052753640 | 47.31 |
| CHEMICALS-PARAFFIN CONTROL | CRAIN HOT OIL SERVICE LLC | 579.15 | 0.052753640 | 30.55 |
| COMPANY SUPERVISION | MEWBOURNE OIL COMPANY | 357.00 | 0.052753640 | 18.83 |
| COMPANY SUPERVISION | MEWBOURNE OIL COMPANY | 1,050.00 | 0.052753640 | 55.39 |
| EMISSIONS CONTROL EQUIPMENT MAINTENANCE | GARNER PUMP & SUPPLY INC | 427.78 | 0.052753640 | 22.57 |
| EMISSIONS CONTROL EQUIPMENT MAINTENANCE | G&A FABRICATION LLC | 152.36 | 0.052753640 | 8.04 |
| EMISSIONS CONTROL EQUIPMENT MAINTENANCE | G&A FABRICATION LLC | 194.49 | 0.052753640 | 10.26 |
| EMISSIONS CONTROL EQUIPMENT MAINTENANCE | G&A FABRICATION LLC | 152.36 | 0.052753640 | 8.04 |
| EMISSIONS CONTROL EQUIPMENT MAINTENANCE | TURNCO ENTERPRISES LLC | 190.00 | 0.052753640 | 10.02 |
| FUEL/ POWER / ELECTRICAL | XCEL ENERGY | 453.40 | 0.052753640 | 23.92 |
| GATHERING/TREATING/DEHYDRATION | PRO-KEM INC | 402.19 | 0.052753640 | 21.22 |
| GATHERING/TREATING/DEHYDRATION | PRO-KEM INC | 134.06 | 0.052753640 | 7.07 |
| LEASE & FACILITY | MEWBOURNE OIL COMPANY | 445.50 | 0.052753640 | 23.50 |
| LEASE & FACILITY | MEWBOURNE OIL COMPANY | 391.50 | 0.052753640 | 20.65 |
| LEASE & FACILITY MAINTENANCE | CUSTOM WELDING OF HOBBS | 3,576.38 | 0.052753640 | 188.66 |
| LEASE & FACILITY MAINTENANCE | GARNER PUMP & SUPPLY INC | 143.56 | 0.052753640 | 7.57 |

02-02-2021

005

MEWBOURNE OIL COMPANY

Page 6

TOM M RAGSDALE
400 N SAM HOUSTON PARKWAY EAST
SUITE 601
HOUSTON, TX 77060

INVOICE NO.: 202101-13344

INVOICE DATE: 1-31-2021

OWNER: 035904-1

BILLING FOR: January 2021

| REFERENCE/DESCRIPTION OF CHARGES | | GROSS CHARGES | WORKING INTEREST | NET CHARGE |
|---|-----------------------------|------------------|------------------|-----------------|
| LEASE & FACILITY MAINTENANCE | GARNER PUMP & SUPPLY INC | 26.96 | 0.052753640 | 1.42 |
| LEASE & FACILITY MAINTENANCE | BLADE SERVICES LLC | 2,572.63 | 0.052753640 | 135.71 |
| LEASE & FACILITY MAINTENANCE | MMJ PUMPS, LLC | 130.79 | 0.052753640 | 6.90 |
| LEASE & FACILITY MAINTENANCE | TURNCO ENTERPRISES LLC | 32.88 | 0.052753640 | 1.73 |
| LEASE & FACILITY MAINTENANCE | TRINITY OILFIELD SERVICES & | 129.24 | 0.052753640 | 6.82 |
| LEASE & FACILITY MAINTENANCE | LIMESTONE BASIN PROPERTIE | 1,500.00 | 0.052753640 | 79.13 |
| LEASE & FACILITY MAINTENANCE | CATALYST OILFIELD SERVICE | 266.70 | 0.052753640 | 14.07 |
| MISCELLANEOUS EQUIPMENT RENTAL | MEWBOURNE OIL COMPANY | 258.72 | 0.052753640 | 13.65 |
| OVERHEAD-FIXED RATE | MEWBOURNE OIL COMPANY | 881.16 | 0.052753640 | 46.48 |
| PRIME MOVER / PUMP MAINTENANCE | HR COMPRESSION & SERVICE | 48.58 | 0.052753640 | 2.56 |
| PUMPING | MEWBOURNE OIL COMPANY | 850.00 | 0.052753640 | 44.84 |
| PUMPING | MEWBOURNE OIL COMPANY | 425.00 | 0.052753640 | 22.42 |
| RENTAL SERVICES | SERVICE COMPRESSION LLC | 4,503.23 | 0.052753640 | 237.56 |
| RENTAL SERVICES | GRAVITY OILFIELD SERVICES | 41.32 | 0.052753640 | 2.18 |
| SALT WATER DISPOSAL | OWL SWD OPERATING LLC | 5,802.58 | 0.052753640 | 306.11 |
| SALT WATER DISPOSAL | LIMESTONE BASIN PROPERTIE | 596.72 | 0.052753640 | 31.48 |
| SITE RESTORATION & EXCAVATION | NORTHERN DELAWARE BASIN | 300.68 | 0.052753640 | 15.86 |
| WELL SERVICE & REPAIR | MESA WELL SERVICING LP | 1,441.97 | 0.052753640 | 76.07 |
| WELL/LEASE INSURANCE | LOCKTON COMPANIES LLC | 1,461.00 | 0.052753640 | 77.07 |
| Total Lease Operating Expense Cost | | 32,200.45 | | 1,698.66 |
| 62774000-30 SUBTOTAL | | 32,200.45 | | 1,698.66 |
| PROPERTY 62774000 TOTAL | | 32,200.45 | | 1,698.66 |
| PROPERTY: 62775000 62775000-30 IBEX 10 B3NC FED COM 1H | | | | |
| <u>Lease Operating Expense</u> | | | | |
| ADVALOREM TAXES | LEA COUNTY TREASURER | 382.72 | 0.052753640 | 20.19 |
| AUTOMATION MAINTENANCE | AMERICAN MILLENNIUM COR | 38.92 | 0.052753640 | 2.05 |
| AUTOMATION MAINTENANCE | AMERICAN MILLENNIUM COR | 25.70 | 0.052753640 | 1.36 |
| AUTOMATION MAINTENANCE | TANKLOGIX LLC | 1,319.20 | 0.052753640 | 69.59 |
| CHEMICALS-CORROSION TREATING | CATALYST OILFIELD SERVICE | 896.75 | 0.052753640 | 47.31 |
| CHEMICALS-WATER TREATING | CATALYST OILFIELD SERVICE | 896.75 | 0.052753640 | 47.31 |
| COMPANY SUPERVISION | MEWBOURNE OIL COMPANY | 346.50 | 0.052753640 | 18.28 |
| EMISSIONS CONTROL EQUIPMENT MAINTENANCE | GARNER PUMP & SUPPLY INC | 427.79 | 0.052753640 | 22.57 |
| EMISSIONS CONTROL EQUIPMENT MAINTENANCE | G&A FABRICATION LLC | 152.36 | 0.052753640 | 8.04 |
| EMISSIONS CONTROL EQUIPMENT MAINTENANCE | G&A FABRICATION LLC | 194.53 | 0.052753640 | 10.26 |
| EMISSIONS CONTROL EQUIPMENT MAINTENANCE | G&A FABRICATION LLC | 152.36 | 0.052753640 | 8.04 |
| EMISSIONS CONTROL EQUIPMENT MAINTENANCE | TURNCO ENTERPRISES LLC | 190.00 | 0.052753640 | 10.02 |
| FUEL/ POWER / ELECTRICAL | XCEL ENERGY | 334.62 | 0.052753640 | 17.65 |
| LEASE & FACILITY | MEWBOURNE OIL COMPANY | 168.75 | 0.052753640 | 8.90 |
| LEASE & FACILITY MAINTENANCE | GARNER PUMP & SUPPLY INC | 143.58 | 0.052753640 | 7.57 |
| LEASE & FACILITY MAINTENANCE | GARNER PUMP & SUPPLY INC | 26.96 | 0.052753640 | 1.42 |
| LEASE & FACILITY MAINTENANCE | TURNCO ENTERPRISES LLC | 32.88 | 0.052753640 | 1.73 |

02-02-2021

006

MEWBOURNE OIL COMPANY

Page 7

TOM M RAGSDALE
400 N SAM HOUSTON PARKWAY EAST
SUITE 601
HOUSTON, TX 77060

INVOICE NO.: 202101-13344

INVOICE DATE: 1-31-2021

OWNER: 035904-1

BILLING FOR: January 2021

| REFERENCE/DESCRIPTION OF CHARGES | | GROSS CHARGES | WORKING INTEREST | NET CHARGE |
|------------------------------------|-----------------------------|---------------|------------------|------------|
| LEASE & FACILITY MAINTENANCE | TRINITY OILFIELD SERVICES & | 129.24 | 0.052753640 | 6.82 |
| LEASE & FACILITY MAINTENANCE | LIMESTONE BASIN PROPERTIE | 1,500.00 | 0.052753640 | 79.13 |
| LEASE & FACILITY MAINTENANCE | CATALYST OILFIELD SERVICE | 1,619.00 | 0.052753640 | 85.41 |
| MISCELLANEOUS EQUIPMENT RENTAL | MEWBOURNE OIL COMPANY | 258.72 | 0.052753640 | 13.65 |
| OVERHEAD-FIXED RATE | MEWBOURNE OIL COMPANY | 881.16 | 0.052753640 | 46.48 |
| PRIME MOVER / PUMP MAINTENANCE | HR COMPRESSION & SERVICE | 45.60 | 0.052753640 | 2.41 |
| PUMPING | MEWBOURNE OIL COMPANY | 850.00 | 0.052753640 | 44.84 |
| PUMPING | MEWBOURNE OIL COMPANY | 425.00 | 0.052753640 | 22.42 |
| RENTAL SERVICES | SERVICE COMPRESSION LLC | 4,607.60 | 0.052753640 | 243.07 |
| RENTAL SERVICES | SERVICE COMPRESSION LLC | 4,607.60 | 0.052753640 | 243.07 |
| RENTAL SERVICES | GRAVITY OILFIELD SERVICES | 38.78 | 0.052753640 | 2.04 |
| SALT WATER DISPOSAL | OWL SWD OPERATING LLC | 4,397.32 | 0.052753640 | 231.97 |
| SALT WATER DISPOSAL | LIMESTONE BASIN PROPERTIE | 336.37 | 0.052753640 | 17.75 |
| WELL/LEASE INSURANCE | LOCKTON COMPANIES LLC | 1,461.00 | 0.052753640 | 77.07 |
| Total Lease Operating Expense Cost | | 26,887.76 | | 1,418.42 |

62775000-30 SUBTOTAL

26,887.76

1,418.42

PROPERTY 62775000 TOTAL

26,887.76

1,418.42

PROPERTY: 62776000 62776000-30 IBEX 10 B3OB FED COM 1H

Lease Operating Expense

| | | | | |
|---|-----------------------------|----------|-------------|--------|
| ADVALOREM TAXES | LEA COUNTY TREASURER | 622.01 | 0.032250710 | 20.06 |
| AUTOMATION MAINTENANCE | AMERICAN MILLENNIUM COR | 28.28 | 0.032250710 | 0.91 |
| AUTOMATION MAINTENANCE | AMERICAN MILLENNIUM COR | 37.55 | 0.032250710 | 1.21 |
| AUTOMATION MAINTENANCE | TANKLOGIX LLC | 1,319.20 | 0.032250710 | 42.54 |
| CHEMICALS-CORROSION TREATING | CATALYST OILFIELD SERVICE | 986.42 | 0.032250710 | 31.81 |
| COMPANY SUPERVISION | MEWBOURNE OIL COMPANY | 346.50 | 0.032250710 | 11.18 |
| EMISSIONS CONTROL EQUIPMENT MAINTENANCE | G&A FABRICATION LLC | 304.71 | 0.032250710 | 9.83 |
| FUEL/ POWER / ELECTRICAL | XCEL ENERGY | 271.07 | 0.032250710 | 8.75 |
| LEASE & FACILITY MAINTENANCE | GARNER PUMP & SUPPLY INC | 266.33 | 0.032250710 | 8.59 |
| LEASE & FACILITY MAINTENANCE | GARNER PUMP & SUPPLY INC | 26.96 | 0.032250710 | 0.87 |
| LEASE & FACILITY MAINTENANCE | TURNCO ENTERPRISES LLC | 32.89 | 0.032250710 | 1.06 |
| LEASE & FACILITY MAINTENANCE | TRINITY OILFIELD SERVICES & | 332.33 | 0.032250710 | 10.72 |
| LEASE & FACILITY MAINTENANCE | TRINITY OILFIELD SERVICES & | 147.70 | 0.032250710 | 4.76 |
| LEASE & FACILITY MAINTENANCE | CATALYST OILFIELD SERVICE | 1,618.40 | 0.032250710 | 52.20 |
| MISCELLANEOUS EQUIPMENT RENTAL | MEWBOURNE OIL COMPANY | 258.72 | 0.032250710 | 8.34 |
| OVERHEAD-FIXED RATE | MEWBOURNE OIL COMPANY | 881.16 | 0.032250710 | 28.42 |
| PRIME MOVER / PUMP MAINTENANCE | HR COMPRESSION & SERVICE | 50.83 | 0.032250710 | 1.64 |
| PUMPING | MEWBOURNE OIL COMPANY | 850.00 | 0.032250710 | 27.41 |
| PUMPING | MEWBOURNE OIL COMPANY | 425.00 | 0.032250710 | 13.71 |
| RENTAL SERVICES | NATURAL GAS SERVICES GRO | 4,199.74 | 0.032250710 | 135.44 |
| RENTAL SERVICES | GRAVITY OILFIELD SERVICES | 43.23 | 0.032250710 | 1.39 |
| SALT WATER DISPOSAL | OWL SWD OPERATING LLC | 4,986.01 | 0.032250710 | 160.80 |

02-02-2021

007

MEWBOURNE OIL COMPANY

Page 8

TOM M RAGSDALE
400 N SAM HOUSTON PARKWAY EAST
SUITE 601
HOUSTON, TX 77060

INVOICE NO.: 202101-13344

INVOICE DATE: 1-31-2021

OWNER: 035904-1

BILLING FOR: January 2021

| REFERENCE/DESCRIPTION OF CHARGES | | GROSS CHARGES | WORKING INTEREST | NET CHARGE |
|--|---------------------------|------------------|---------------------|---------------|
| SALT WATER DISPOSAL | LIMESTONE BASIN PROPERTIE | 412.31 | 0.032250710 | 13.30 |
| SITE RESTORATION & EXCAVATION | SUNDANCE SERVICES WEST IN | 254.86 | 0.032250710 | 8.22 |
| WELL/LEASE INSURANCE | LOCKTON COMPANIES LLC | 1,461.00 | 0.032250710 | 47.12 |
| Total Lease Operating Expense Cost | | 20,163.21 | | 650.28 |
| 62776000-30 SUBTOTAL | | 20,163.21 | 650.28 | |
| PROPERTY 62776000 TOTAL | | 20,163.21 | 650.28 | |
| PROPERTY: 62906000 62906000-20 GAZELLE 22 B2MD FED COM 2H | | | | |
| <u>Equipment Beyond Wellhead</u> | | | | |
| LINE PIPE & VALVES - GATHERING | MEWBOURNE OIL COMPANY | 155.35 | 0.196991940 | 30.61 |
| Total Equipment Beyond Wellhead Cost | | 155.35 | | 30.61 |
| 62906000-20 SUBTOTAL | | 155.35 | 30.61 | |
| PROPERTY: 62906000 62906000-30 GAZELLE 22 B2MD FED COM 2H | | | | |
| <u>Lease Operating Expense</u> | | | | |
| ADVALOREM TAXES | LEA COUNTY TREASURER | 9.14 | 0.196991940 | 1.81 |
| AUTOMATION MAINTENANCE | AMERICAN MILLENNIUM COR | 12.85 | 0.196991940 | 2.53 |
| AUTOMATION MAINTENANCE | AMERICAN MILLENNIUM COR | 18.77 | 0.196991940 | 3.69 |
| AUTOMATION MAINTENANCE | TANKLOGIX LLC | 659.60 | 0.196991940 | 129.94 |
| COMPANY SUPERVISION | MEWBOURNE OIL COMPANY | 346.50 | 0.196991940 | 68.26 |
| EMISSIONS CONTROL EQUIPMENT MAINTENANCE | G&A FABRICATION LLC | -76.19 | 0.196991940 | -15.01 |
| EMISSIONS CONTROL EQUIPMENT MAINTENANCE | G&A FABRICATION LLC | 76.19 | 0.196991940 | 15.01 |
| EMISSIONS CONTROL EQUIPMENT MAINTENANCE | G&A FABRICATION LLC | 76.19 | 0.196991940 | 15.01 |
| EMISSIONS CONTROL EQUIPMENT MAINTENANCE | G&A FABRICATION LLC | 76.19 | 0.196991940 | 15.01 |
| EMISSIONS CONTROL EQUIPMENT MAINTENANCE | G&A FABRICATION LLC | 76.19 | 0.196991940 | 15.01 |
| EMISSIONS CONTROL EQUIPMENT MAINTENANCE | G&A FABRICATION LLC | 76.19 | 0.196991940 | 15.01 |
| EMISSIONS CONTROL EQUIPMENT MAINTENANCE | G&A FABRICATION LLC | 76.19 | 0.196991940 | 15.01 |
| EMISSIONS CONTROL EQUIPMENT MAINTENANCE | G&A FABRICATION LLC | 92.52 | 0.196991940 | 18.22 |
| EMISSIONS CONTROL EQUIPMENT MAINTENANCE | G&A FABRICATION LLC | 76.19 | 0.196991940 | 15.01 |
| EMISSIONS CONTROL EQUIPMENT MAINTENANCE | G&A FABRICATION LLC | 76.19 | 0.196991940 | 15.01 |
| FUEL/ POWER / ELECTRICAL | XCEL ENERGY | 280.21 | 0.196991940 | 55.20 |
| GATHERING/TREATING/DEHYDRATION | PRO-KEM INC | 294.94 | 0.196991940 | 58.10 |
| GATHERING/TREATING/DEHYDRATION | PRO-KEM INC | 429.00 | 0.196991940 | 84.51 |
| LEASE & FACILITY | MEWBOURNE OIL COMPANY | 222.75 | 0.196991940 | 43.88 |
| LEASE & FACILITY | MEWBOURNE OIL COMPANY | 168.75 | 0.196991940 | 33.24 |
| LEASE & FACILITY MAINTENANCE | GARNER PUMP & SUPPLY INC | 26.96 | 0.196991940 | 5.31 |
| LEASE & FACILITY MAINTENANCE | K&S OILFIELD SUPPLIES LLC | 90.08 | 0.196991940 | 17.75 |
| LEASE & FACILITY MAINTENANCE | TURNCO ENTERPRISES LLC | 32.89 | 0.196991940 | 6.48 |
| LEASE & FACILITY MAINTENANCE | TURNCO ENTERPRISES LLC | 118.75 | 0.196991940 | 23.39 |
| LEASE & FACILITY MAINTENANCE | H-M TRUCKING LLC | 283.23 | 0.196991940 | 55.79 |
| LEASE & FACILITY MAINTENANCE | H-M TRUCKING LLC | 463.40 | 0.196991940 | 91.28 |
| MISCELLANEOUS EQUIPMENT RENTAL | MEWBOURNE OIL COMPANY | 258.72 | 0.196991940 | 50.97 |
| OVERHEAD-FIXED RATE | MEWBOURNE OIL COMPANY | 881.16 | 0.196991940 | 173.58 |

02-02-2021

008

MEWBOURNE OIL COMPANY

Page 9

TOM M RAGSDALE
400 N SAM HOUSTON PARKWAY EAST
SUITE 601
HOUSTON, TX 77060

INVOICE NO.: 202101-13344

INVOICE DATE: 1-31-2021

OWNER: 035904-1

BILLING FOR: January 2021

| REFERENCE/DESCRIPTION OF CHARGES | | GROSS CHARGES | WORKING INTEREST | NET CHARGE |
|------------------------------------|-----------------------------|---------------|------------------|------------|
| PRIME MOVER / PUMP MAINTENANCE | HR COMPRESSION & SERVICE: | 642.11 | 0.196991940 | 126.49 |
| PRIME MOVER / PUMP MAINTENANCE | HR COMPRESSION & SERVICE: | 39.61 | 0.196991940 | 7.80 |
| PUMPING | MEWBOURNE OIL COMPANY | 850.00 | 0.196991940 | 167.44 |
| PUMPING | MEWBOURNE OIL COMPANY | 425.00 | 0.196991940 | 83.72 |
| RENTAL SERVICES | NATURAL GAS SERVICES GRO | 3,837.06 | 0.196991940 | 755.87 |
| RENTAL SERVICES | USA COMPRESSION PARTNER: | 5,011.26 | 0.196991940 | 987.18 |
| RENTAL SERVICES | GRAVITY OILFIELD SERVICES | 33.69 | 0.196991940 | 6.64 |
| SALT WATER DISPOSAL | TRINITY OILFIELD SERVICES & | 34.29 | 0.196991940 | 6.76 |
| SALT WATER DISPOSAL | TRINITY OILFIELD SERVICES & | 137.15 | 0.196991940 | 27.01 |
| SALT WATER DISPOSAL | TRINITY OILFIELD SERVICES & | 137.15 | 0.196991940 | 27.01 |
| SALT WATER DISPOSAL | OWL SWD OPERATING LLC | 3,691.66 | 0.196991940 | 727.23 |
| SALT WATER DISPOSAL | LIMESTONE BASIN PROPERTIE | 498.73 | 0.196991940 | 98.25 |
| WELL/LEASE INSURANCE | LOCKTON COMPANIES LLC | 1,461.00 | 0.196991940 | 287.81 |
| Total Lease Operating Expense Cost | | 21,946.07 | | 4,323.20 |

62906000-30 SUBTOTAL

21,946.07

4,323.20

PROPERTY 62906000 TOTAL

22,101.42

4,353.81

PROPERTY: 62915000 62915000-20 CREEDENCE 21/16 W0ED ST COM 2H

Equipment Beyond Wellhead

| | | | | |
|--------------------------------------|-----------------------|--------|-------------|------|
| LINE PIPE & VALVES - GATHERING | MEWBOURNE OIL COMPANY | 776.75 | 0.006363620 | 4.94 |
| Total Equipment Beyond Wellhead Cost | | 776.75 | | 4.94 |

62915000-20 SUBTOTAL

776.75

4.94

PROPERTY: 62915000 62915000-30 CREEDENCE 21/16 W0ED ST COM 2H

Lease Operating Expense

| | | | | |
|---|---------------------------|----------|-------------|-------|
| ADVALOREM TAXES | TREASURER OF EDDY COUNT' | 38.19 | 0.006363620 | 0.24 |
| AUTOMATION MAINTENANCE | AMERICAN MILLENNIUM COR | 13.16 | 0.006363620 | 0.08 |
| AUTOMATION MAINTENANCE | TANKLOGIX LLC | 329.79 | 0.006363620 | 2.10 |
| COMPANY SUPERVISION | MEWBOURNE OIL COMPANY | 525.00 | 0.006363620 | 3.34 |
| COMPANY SUPERVISION | MEWBOURNE OIL COMPANY | 525.00 | 0.006363620 | 3.34 |
| COMPANY SUPERVISION | MEWBOURNE OIL COMPANY | 1,050.00 | 0.006363620 | 6.68 |
| COMPANY SUPERVISION | MEWBOURNE OIL COMPANY | 262.50 | 0.006363620 | 1.67 |
| COMPANY SUPERVISION | MEWBOURNE OIL COMPANY | 262.50 | 0.006363620 | 1.67 |
| COMPRESSOR MAINTENANCE | KODIAK GAS SERVICES LLC | 2,109.90 | 0.006363620 | 13.43 |
| CONTRACT SUPERVISION | TURNCO ENTERPRISES LLC | 977.25 | 0.006363620 | 6.22 |
| CONTRACT SUPERVISION | TURNCO ENTERPRISES LLC | 977.25 | 0.006363620 | 6.22 |
| CONTRACT SUPERVISION | TURNCO ENTERPRISES LLC | 299.25 | 0.006363620 | 1.90 |
| CONTRACT SUPERVISION | TURNCO ENTERPRISES LLC | 299.25 | 0.006363620 | 1.90 |
| CONTRACT SUPERVISION | TURNCO ENTERPRISES LLC | 299.25 | 0.006363620 | 1.90 |
| EMISSIONS CONTROL EQUIPMENT MAINTENANCE | 7B ROUSTABOUT LLC | 581.25 | 0.006363620 | 3.70 |
| EMISSIONS CONTROL EQUIPMENT MAINTENANCE | K&S OILFIELD SUPPLIES LLC | 91.58 | 0.006363620 | 0.58 |
| EMISSIONS CONTROL EQUIPMENT MAINTENANCE | K&S OILFIELD SUPPLIES LLC | 132.84 | 0.006363620 | 0.85 |

02-02-2021

009

MEWBOURNE OIL COMPANY

Page 10

TOM M RAGSDALE
400 N SAM HOUSTON PARKWAY EAST
SUITE 601
HOUSTON, TX 77060

INVOICE NO.: 202101-13344

INVOICE DATE: 1-31-2021

OWNER: 035904-1

BILLING FOR: January 2021

| REFERENCE/DESCRIPTION OF CHARGES | | GROSS CHARGES | WORKING INTEREST | NET CHARGE |
|--|-----------------------------|-------------------|---------------------|---------------|
| EMISSIONS CONTROL EQUIPMENT MAINTENANCE | VAPROX LLC | 137.35 | 0.006363620 | 0.87 |
| EMISSIONS CONTROL EQUIPMENT MAINTENANCE | VAPROX LLC | 133.38 | 0.006363620 | 0.85 |
| EMISSIONS CONTROL EQUIPMENT MAINTENANCE | ROLFSON OIL LLC | 239.47 | 0.006363620 | 1.52 |
| EMISSIONS CONTROL EQUIPMENT MAINTENANCE | AUTOMATED WELLHEAD COM | 190.72 | 0.006363620 | 1.21 |
| EMISSIONS CONTROL EQUIPMENT MAINTENANCE | AUTOMATED WELLHEAD COM | 95.36 | 0.006363620 | 0.61 |
| EMISSIONS CONTROL EQUIPMENT MAINTENANCE | AUTOMATED WELLHEAD COM | 53.24 | 0.006363620 | 0.34 |
| EMISSIONS CONTROL EQUIPMENT MAINTENANCE | AUTOMATED WELLHEAD COM | 231.58 | 0.006363620 | 1.47 |
| FUEL/ POWER / ELECTRICAL | XCEL ENERGY | 3,828.03 | 0.006363620 | 24.36 |
| GATHERING/TREATING/DEHYDRATION | ATCHAFALAYA MEASUREME | 430.63 | 0.006363620 | 2.74 |
| LEASE & FACILITY | MEWBOURNE OIL COMPANY | 337.50 | 0.006363620 | 2.15 |
| LEASE & FACILITY | MEWBOURNE OIL COMPANY | 675.00 | 0.006363620 | 4.30 |
| LEASE & FACILITY | MEWBOURNE OIL COMPANY | 337.50 | 0.006363620 | 2.15 |
| LEASE & FACILITY MAINTENANCE | T&J VALVE | 853.00 | 0.006363620 | 5.43 |
| LEASE & FACILITY MAINTENANCE | KEYSTONE PUMP & SUPPLY LI | 121.18 | 0.006363620 | 0.77 |
| LEASE & FACILITY MAINTENANCE | STANDARD OIL FIELD SUPPLY | 8.20 | 0.006363620 | 0.05 |
| LEASE & FACILITY MAINTENANCE | STANDARD OIL FIELD SUPPLY | 88.46 | 0.006363620 | 0.56 |
| LEASE & FACILITY MAINTENANCE | STANDARD OIL FIELD SUPPLY | 19.22 | 0.006363620 | 0.12 |
| LEASE & FACILITY MAINTENANCE | G&A FABRICATION LLC | 693.83 | 0.006363620 | 4.42 |
| LEASE & FACILITY MAINTENANCE | G&A FABRICATION LLC | 1,618.92 | 0.006363620 | 10.30 |
| LEASE & FACILITY MAINTENANCE | TURNCO ENTERPRISES LLC | 1,129.75 | 0.006363620 | 7.19 |
| LEASE & FACILITY MAINTENANCE | TURNCO ENTERPRISES LLC | 43.75 | 0.006363620 | 0.28 |
| LEASE & FACILITY MAINTENANCE | TURNCO ENTERPRISES LLC | 87.50 | 0.006363620 | 0.56 |
| LEASE & FACILITY MAINTENANCE | TURNCO ENTERPRISES LLC | 50.00 | 0.006363620 | 0.32 |
| LEASE & FACILITY MAINTENANCE | TURNCO ENTERPRISES LLC | 62.50 | 0.006363620 | 0.40 |
| LEASE & FACILITY MAINTENANCE | TRINITY OILFIELD SERVICES & | 43.71 | 0.006363620 | 0.28 |
| OVERHEAD-FIXED RATE | MEWBOURNE OIL COMPANY | 881.16 | 0.006363620 | 5.61 |
| PUMPING | MEWBOURNE OIL COMPANY | 850.00 | 0.006363620 | 5.41 |
| PUMPING | MEWBOURNE OIL COMPANY | 850.00 | 0.006363620 | 5.41 |
| RENTAL SERVICES | KODIAK GAS SERVICES LLC | 3,721.79 | 0.006363620 | 23.68 |
| RENTAL SERVICES | KODIAK GAS SERVICES LLC | 3,715.83 | 0.006363620 | 23.65 |
| SALT WATER DISPOSAL | MEWBOURNE OIL COMPANY | 83,188.52 | 0.006363620 | 529.38 |
| WELL SERVICE & REPAIR | L & R WELL SERVICE INC | 635.75 | 0.006363620 | 4.05 |
| WELL/LEASE INSURANCE | LOCKTON COMPANIES LLC | 1,461.00 | 0.006363620 | 9.30 |
| Total Lease Operating Expense Cost | | 115,587.79 | | 735.56 |
| 62915000-30 SUBTOTAL | | 115,587.79 | 735.56 | |
| PROPERTY 62915000 TOTAL | | 116,364.54 | 740.50 | |
| PROPERTY: 62916000 62916000-20 CREEDENCE 21/16 W1ED ST COM 1H | | | | |
| <u>Equipment Beyond Wellhead</u> | | | | |
| LINE PIPE & VALVES - GATHERING | MEWBOURNE OIL COMPANY | 776.75 | 0.006363620 | 4.94 |
| Total Equipment Beyond Wellhead Cost | | 776.75 | | 4.94 |

02-02-2021

010

MEWBOURNE OIL COMPANY

Page 11

TOM M RAGSDALE
400 N SAM HOUSTON PARKWAY EAST
SUITE 601
HOUSTON, TX 77060

INVOICE NO.: 202101-13344

INVOICE DATE: 1-31-2021

OWNER: 035904-1

BILLING FOR: January 2021

| REFERENCE/DESCRIPTION OF CHARGES | | GROSS CHARGES | WORKING INTEREST | NET CHARGE |
|--|-----------------------------|------------------|---------------------|---------------|
| 62916000-20 SUBTOTAL | | 776.75 | 4.94 | |
| PROPERTY: 62916000 62916000-30 CREEDENCE 21/16 W1ED ST COM 1H | | | | |
| <u>Lease Operating Expense</u> | | | | |
| ADVALOREM TAXES | TREASURER OF EDDY COUNT | 38.19 | 0.006363620 | 0.24 |
| AUTOMATION MAINTENANCE | AMERICAN MILLENNIUM COR | 13.17 | 0.006363620 | 0.08 |
| AUTOMATION MAINTENANCE | TANKLOGIX LLC | 329.81 | 0.006363620 | 2.10 |
| COMPANY SUPERVISION | MEWBOURNE OIL COMPANY | 525.00 | 0.006363620 | 3.34 |
| COMPANY SUPERVISION | MEWBOURNE OIL COMPANY | 525.00 | 0.006363620 | 3.34 |
| COMPANY SUPERVISION | MEWBOURNE OIL COMPANY | 262.50 | 0.006363620 | 1.67 |
| COMPANY SUPERVISION | MEWBOURNE OIL COMPANY | 787.50 | 0.006363620 | 5.01 |
| COMPRESSOR MAINTENANCE | KODIAK GAS SERVICES LLC | 2,109.89 | 0.006363620 | 13.43 |
| CONTRACT SUPERVISION | TURNCO ENTERPRISES LLC | 977.25 | 0.006363620 | 6.22 |
| CONTRACT SUPERVISION | TURNCO ENTERPRISES LLC | 977.25 | 0.006363620 | 6.22 |
| CONTRACT SUPERVISION | TURNCO ENTERPRISES LLC | 299.25 | 0.006363620 | 1.90 |
| CONTRACT SUPERVISION | TURNCO ENTERPRISES LLC | 299.25 | 0.006363620 | 1.90 |
| CONTRACT SUPERVISION | TURNCO ENTERPRISES LLC | 299.25 | 0.006363620 | 1.90 |
| EMISSIONS CONTROL EQUIPMENT MAINTENANCE | 7B ROUSTABOUT LLC | 581.25 | 0.006363620 | 3.70 |
| EMISSIONS CONTROL EQUIPMENT MAINTENANCE | K&S OILFIELD SUPPLIES LLC | 91.58 | 0.006363620 | 0.58 |
| EMISSIONS CONTROL EQUIPMENT MAINTENANCE | K&S OILFIELD SUPPLIES LLC | 132.85 | 0.006363620 | 0.85 |
| EMISSIONS CONTROL EQUIPMENT MAINTENANCE | VAPROX LLC | 137.35 | 0.006363620 | 0.87 |
| EMISSIONS CONTROL EQUIPMENT MAINTENANCE | VAPROX LLC | 133.38 | 0.006363620 | 0.85 |
| EMISSIONS CONTROL EQUIPMENT MAINTENANCE | ROLFSON OIL LLC | 239.46 | 0.006363620 | 1.52 |
| EMISSIONS CONTROL EQUIPMENT MAINTENANCE | AUTOMATED WELLHEAD COM | 190.72 | 0.006363620 | 1.21 |
| EMISSIONS CONTROL EQUIPMENT MAINTENANCE | AUTOMATED WELLHEAD COM | 95.36 | 0.006363620 | 0.61 |
| EMISSIONS CONTROL EQUIPMENT MAINTENANCE | AUTOMATED WELLHEAD COM | 53.24 | 0.006363620 | 0.34 |
| EMISSIONS CONTROL EQUIPMENT MAINTENANCE | AUTOMATED WELLHEAD COM | 231.58 | 0.006363620 | 1.47 |
| FUEL/ POWER / ELECTRICAL | XCEL ENERGY | 2,186.41 | 0.006363620 | 13.91 |
| GATHERING/TREATING/DEHYDRATION | ATCHAFALAYA MEASUREME | 430.62 | 0.006363620 | 2.74 |
| LEASE & FACILITY | MEWBOURNE OIL COMPANY | 168.75 | 0.006363620 | 1.07 |
| LEASE & FACILITY | MEWBOURNE OIL COMPANY | 337.50 | 0.006363620 | 2.15 |
| LEASE & FACILITY MAINTENANCE | T&J VALVE | 853.02 | 0.006363620 | 5.43 |
| LEASE & FACILITY MAINTENANCE | KEYSTONE PUMP & SUPPLY LI | 121.18 | 0.006363620 | 0.77 |
| LEASE & FACILITY MAINTENANCE | STANDARD OIL FIELD SUPPLY | 8.24 | 0.006363620 | 0.05 |
| LEASE & FACILITY MAINTENANCE | STANDARD OIL FIELD SUPPLY | 88.49 | 0.006363620 | 0.56 |
| LEASE & FACILITY MAINTENANCE | STANDARD OIL FIELD SUPPLY | 19.23 | 0.006363620 | 0.12 |
| LEASE & FACILITY MAINTENANCE | TURNCO ENTERPRISES LLC | 1,129.75 | 0.006363620 | 7.19 |
| LEASE & FACILITY MAINTENANCE | TURNCO ENTERPRISES LLC | 43.75 | 0.006363620 | 0.28 |
| LEASE & FACILITY MAINTENANCE | TURNCO ENTERPRISES LLC | 87.50 | 0.006363620 | 0.56 |
| LEASE & FACILITY MAINTENANCE | TURNCO ENTERPRISES LLC | 50.00 | 0.006363620 | 0.32 |
| LEASE & FACILITY MAINTENANCE | TURNCO ENTERPRISES LLC | 62.50 | 0.006363620 | 0.40 |
| LEASE & FACILITY MAINTENANCE | TURNCO ENTERPRISES LLC | 600.00 | 0.006363620 | 3.82 |
| LEASE & FACILITY MAINTENANCE | TRINITY OILFIELD SERVICES & | 43.70 | 0.006363620 | 0.28 |

02-02-2021

011

MEWBOURNE OIL COMPANY

Page 12

TOM M RAGSDALE
400 N SAM HOUSTON PARKWAY EAST
SUITE 601
HOUSTON, TX 77060

INVOICE NO.: 202101-13344

INVOICE DATE: 1-31-2021

OWNER: 035904-1

BILLING FOR: January 2021

| REFERENCE/DESCRIPTION OF CHARGES | | GROSS CHARGES | WORKING INTEREST | NET CHARGE |
|------------------------------------|-------------------------|---------------|------------------|------------|
| OVERHEAD-FIXED RATE | MEWBOURNE OIL COMPANY | 881.16 | 0.006363620 | 5.61 |
| PUMPING | MEWBOURNE OIL COMPANY | 850.00 | 0.006363620 | 5.41 |
| PUMPING | MEWBOURNE OIL COMPANY | 850.00 | 0.006363620 | 5.41 |
| RENTAL SERVICES | KODIAK GAS SERVICES LLC | 3,721.79 | 0.006363620 | 23.68 |
| RENTAL SERVICES | KODIAK GAS SERVICES LLC | 3,715.83 | 0.006363620 | 23.65 |
| SALT WATER DISPOSAL | MEWBOURNE OIL COMPANY | 65,714.42 | 0.006363620 | 418.18 |
| WELL/LEASE INSURANCE | LOCKTON COMPANIES LLC | 1,461.00 | 0.006363620 | 9.30 |
| Total Lease Operating Expense Cost | | 92,754.92 | | 590.24 |

62916000-30 SUBTOTAL

92,754.92

590.24

PROPERTY 62916000 TOTAL

93,531.67

595.18

PROPERTY: 62958000 62958000-30 GAZELLE 22 B3MD FED COM 1H

Lease Operating Expense

| | | | | |
|---|---------------------------|--------|-------------|--------|
| ADVALOREM TAXES | LEA COUNTY TREASURER | 9.14 | 0.196991940 | 1.81 |
| AUTOMATION MAINTENANCE | AMERICAN MILLENNIUM COR | 12.85 | 0.196991940 | 2.53 |
| AUTOMATION MAINTENANCE | AMERICAN MILLENNIUM COR | 18.77 | 0.196991940 | 3.69 |
| AUTOMATION MAINTENANCE | TANKLOGIX LLC | 659.60 | 0.196991940 | 129.94 |
| CHEMICALS-CORROSION TREATING | CATALYST OILFIELD SERVICE | 986.42 | 0.196991940 | 194.33 |
| COMPANY SUPERVISION | MEWBOURNE OIL COMPANY | 346.50 | 0.196991940 | 68.26 |
| EMISSIONS CONTROL EQUIPMENT MAINTENANCE | G&A FABRICATION LLC | -76.19 | 0.196991940 | -15.01 |
| EMISSIONS CONTROL EQUIPMENT MAINTENANCE | G&A FABRICATION LLC | 76.19 | 0.196991940 | 15.01 |
| EMISSIONS CONTROL EQUIPMENT MAINTENANCE | G&A FABRICATION LLC | 76.19 | 0.196991940 | 15.01 |
| EMISSIONS CONTROL EQUIPMENT MAINTENANCE | G&A FABRICATION LLC | 76.19 | 0.196991940 | 15.01 |
| EMISSIONS CONTROL EQUIPMENT MAINTENANCE | G&A FABRICATION LLC | 76.19 | 0.196991940 | 15.01 |
| EMISSIONS CONTROL EQUIPMENT MAINTENANCE | G&A FABRICATION LLC | 76.19 | 0.196991940 | 15.01 |
| EMISSIONS CONTROL EQUIPMENT MAINTENANCE | G&A FABRICATION LLC | 92.54 | 0.196991940 | 18.23 |
| EMISSIONS CONTROL EQUIPMENT MAINTENANCE | G&A FABRICATION LLC | 76.19 | 0.196991940 | 15.01 |
| EMISSIONS CONTROL EQUIPMENT MAINTENANCE | G&A FABRICATION LLC | 76.19 | 0.196991940 | 15.01 |
| FUEL/ POWER / ELECTRICAL | XCEL ENERGY | 443.52 | 0.196991940 | 87.37 |
| GATHERING/TREATING/DEHYDRATION | PRO-KEM INC | 482.63 | 0.196991940 | 95.07 |
| LEASE & FACILITY | MEWBOURNE OIL COMPANY | 168.75 | 0.196991940 | 33.24 |
| LEASE & FACILITY MAINTENANCE | GARNER PUMP & SUPPLY INC | 26.96 | 0.196991940 | 5.31 |
| LEASE & FACILITY MAINTENANCE | K&S OILFIELD SUPPLIES LLC | 90.11 | 0.196991940 | 17.75 |
| LEASE & FACILITY MAINTENANCE | TURNCO ENTERPRISES LLC | 32.88 | 0.196991940 | 6.48 |
| LEASE & FACILITY MAINTENANCE | TURNCO ENTERPRISES LLC | 118.75 | 0.196991940 | 23.39 |
| LEASE & FACILITY MAINTENANCE | H-M TRUCKING LLC | 283.23 | 0.196991940 | 55.79 |
| LEASE & FACILITY MAINTENANCE | H-M TRUCKING LLC | 463.42 | 0.196991940 | 91.29 |
| LEASE & FACILITY MAINTENANCE | CATALYST OILFIELD SERVICE | 821.53 | 0.196991940 | 161.84 |
| MISCELLANEOUS EQUIPMENT RENTAL | MEWBOURNE OIL COMPANY | 258.72 | 0.196991940 | 50.97 |
| OVERHEAD-FIXED RATE | MEWBOURNE OIL COMPANY | 881.16 | 0.196991940 | 173.58 |
| PRIME MOVER / PUMP MAINTENANCE | HR COMPRESSION & SERVICE | 642.12 | 0.196991940 | 126.49 |
| PRIME MOVER / PUMP MAINTENANCE | HR COMPRESSION & SERVICE | 43.35 | 0.196991940 | 8.54 |

02-02-2021

012

MEWBOURNE OIL COMPANY

Page 13

TOM M RAGSDALE
400 N SAM HOUSTON PARKWAY EAST
SUITE 601
HOUSTON, TX 77060

INVOICE NO.: 202101-13344

INVOICE DATE: 1-31-2021

OWNER: 035904-1

BILLING FOR: January 2021

| REFERENCE/DESCRIPTION OF CHARGES | | GROSS CHARGES | WORKING INTEREST | NET CHARGE |
|--|-----------------------------|------------------|------------------|------------|
| PUMPING | MEWBOURNE OIL COMPANY | 850.00 | 0.196991940 | 167.44 |
| PUMPING | MEWBOURNE OIL COMPANY | 425.00 | 0.196991940 | 83.72 |
| RENTAL SERVICES | KODIAK GAS SERVICES LLC | 4,926.86 | 0.196991940 | 970.56 |
| RENTAL SERVICES | KODIAK GAS SERVICES LLC | 4,917.51 | 0.196991940 | 968.71 |
| RENTAL SERVICES | GRAVITY OILFIELD SERVICES | 36.87 | 0.196991940 | 7.26 |
| SALT WATER DISPOSAL | TRINITY OILFIELD SERVICES & | 218.39 | 0.196991940 | 43.02 |
| SALT WATER DISPOSAL | TRINITY OILFIELD SERVICES & | 34.29 | 0.196991940 | 6.76 |
| SALT WATER DISPOSAL | OWL SWD OPERATING LLC | 5,993.24 | 0.196991940 | 1,180.62 |
| SALT WATER DISPOSAL | LIMESTONE BASIN PROPERTIE | 538.08 | 0.196991940 | 105.99 |
| WELL/LEASE INSURANCE | LOCKTON COMPANIES LLC | 1,461.00 | 0.196991940 | 287.81 |
| Total Lease Operating Expense Cost | | 26,741.33 | | 5,267.85 |
| 62958000-30 SUBTOTAL | | 26,741.33 | 5,267.85 | |
| PROPERTY 62958000 TOTAL | | 26,741.33 | 5,267.85 | |
| PROPERTY: 72185000 72185000-10 CREEDENCE 21/16 W0FC ST COM 4H | | | | |
| <u>Intangible Well Cost</u> | | | | |
| WELL / LEASE INSURANCE | LOCKTON COMPANIES LLC | 2,931.14 | 0.006363620 | 18.65 |
| WELL / LEASE LEGAL | CAPROCK TITLE MIDLAND LL | 135.00 | 0.006363620 | 0.86 |
| Total Intangible Well Cost Cost | | 3,066.14 | | 19.51 |
| 72185000-10 SUBTOTAL | | 3,066.14 | 19.51 | |
| PROPERTY: 72185000 72185000-20 CREEDENCE 21/16 W0FC ST COM 4H | | | | |
| <u>Intangible Well Cost</u> | | | | |
| COMPANY SUPERVISION | MEWBOURNE OIL COMPANY | 525.00 | 0.006363620 | 3.34 |
| COMPANY SUPERVISION | MEWBOURNE OIL COMPANY | 1,050.00 | 0.006363620 | 6.68 |
| COMPANY SUPERVISION | MEWBOURNE OIL COMPANY | 525.00 | 0.006363620 | 3.34 |
| COMPANY SUPERVISION | MEWBOURNE OIL COMPANY | 550.00 | 0.006363620 | 3.50 |
| COMPANY SUPERVISION | MEWBOURNE OIL COMPANY | 525.00 | 0.006363620 | 3.34 |
| COMPANY SUPERVISION | MEWBOURNE OIL COMPANY | 1,050.00 | 0.006363620 | 6.68 |
| COMPANY SUPERVISION | MEWBOURNE OIL COMPANY | 1,575.00 | 0.006363620 | 10.02 |
| COMPLETION / WORKOVER RIG | L & R WELL SERVICE INC | 4,437.00 | 0.006363620 | 28.24 |
| CONTINGENCIES | QES PRESSURE CONTROL LLC | 48,195.08 | 0.006363620 | 306.70 |
| CONTRACT SERVICES & SUPERVISION | SDS PETROLEUM CONSULTAN | 3,576.09 | 0.006363620 | 22.76 |
| CONTRACT SERVICES & SUPERVISION | SDS PETROLEUM CONSULTAN | -3,602.58 | 0.006363620 | -22.93 |
| EQUIPMENT RENTAL | L & R WELL SERVICE INC | 1,261.75 | 0.006363620 | 8.03 |
| EQUIPMENT RENTAL | WEATHERFORD US LP | 1,155.72 | 0.006363620 | 7.35 |
| EQUIPMENT RENTAL | D&H TRUCKING | 207.13 | 0.006363620 | 1.32 |
| HORIZONTAL DRILLOUT SERVICES | THRU TUBING SOLUTIONS INC | 39,143.18 | 0.006363620 | 249.09 |
| HORIZONTAL DRILLOUT SERVICES | QES PRESSURE CONTROL LLC | 73,219.56 | 0.006363620 | 465.94 |
| HORIZONTAL DRILLOUT SERVICES | WELL FOAM INC | 20,187.67 | 0.006363620 | 128.47 |
| HORIZONTAL DRILLOUT SERVICES | SWABCO INC | 304.64 | 0.006363620 | 1.94 |
| HORIZONTAL DRILLOUT SERVICES | GUNS UP SERVICES | 45,656.25 | 0.006363620 | 290.54 |

02-02-2021

013

MEWBOURNE OIL COMPANY

Page 14

TOM M RAGSDALE
400 N SAM HOUSTON PARKWAY EAST
SUITE 601
HOUSTON, TX 77060

INVOICE NO.: 202101-13344

INVOICE DATE: 1-31-2021

OWNER: 035904-1

BILLING FOR: January 2021

| REFERENCE/DESCRIPTION OF CHARGES | | GROSS CHARGES | WORKING INTEREST | NET CHARGE |
|---|-----------------------------|---------------|------------------|------------|
| HORIZONTAL DRILLOUT SERVICES | TRINITY OILFIELD SERVICES & | 1,170.44 | 0.006363620 | 7.45 |
| HORIZONTAL DRILLOUT SERVICES | TRINITY OILFIELD SERVICES & | 851.86 | 0.006363620 | 5.42 |
| HORIZONTAL DRILLOUT SERVICES | DIVINE WIRELINE SOLUTIONS | 4,618.57 | 0.006363620 | 29.39 |
| LOCATION / RESTORATION | R360 ENVIRONMENTAL SOLUT | 182.00 | 0.006363620 | 1.16 |
| LOCATION / RESTORATION | R360 ENVIRONMENTAL SOLUT | 364.00 | 0.006363620 | 2.32 |
| LOCATION / RESTORATION | R360 ENVIRONMENTAL SOLUT | 125.00 | 0.006363620 | 0.80 |
| LOCATION / RESTORATION | TRINITY OILFIELD SERVICES & | 301.99 | 0.006363620 | 1.92 |
| LOCATION / RESTORATION | TRINITY OILFIELD SERVICES & | 252.99 | 0.006363620 | 1.61 |
| LOCATION / RESTORATION | TRINITY OILFIELD SERVICES & | 71.53 | 0.006363620 | 0.46 |
| LOCATION / RESTORATION | WM ENERGY SERVICES HOLDI | 552.50 | 0.006363620 | 3.52 |
| LOCATION / RESTORATION | SUNDANCE SERVICES WEST IN | 484.24 | 0.006363620 | 3.08 |
| LOCATION / RESTORATION | SUNDANCE SERVICES WEST IN | 277.68 | 0.006363620 | 1.77 |
| LOCATION / RESTORATION | NORTHERN DELAWARE BASIN | 110.78 | 0.006363620 | 0.71 |
| LOGGING & WIRELINE SERVICES | ALTITUDE ENERGY PARTNER | 980.12 | 0.006363620 | 6.24 |
| LOGGING & WIRELINE SERVICES | ALTITUDE ENERGY PARTNER | 3,708.55 | 0.006363620 | 23.60 |
| MISC. AIR & PUMPING SERVICES | L & E SERVICES LLC | 1,238.46 | 0.006363620 | 7.88 |
| MISC. AIR & PUMPING SERVICES | L & E SERVICES LLC | 978.93 | 0.006363620 | 6.23 |
| MISC. AIR & PUMPING SERVICES | EXCALIBUR OILFIELD SERVIC | 356.25 | 0.006363620 | 2.28 |
| MISC. AIR & PUMPING SERVICES | EXCALIBUR OILFIELD SERVIC | 46.87 | 0.006363620 | 0.30 |
| MISC. AIR & PUMPING SERVICES | EXCALIBUR OILFIELD SERVIC | 1,047.53 | 0.006363620 | 6.66 |
| MISC. AIR & PUMPING SERVICES | EXCALIBUR OILFIELD SERVIC | 168.85 | 0.006363620 | 1.08 |
| MISC. AIR & PUMPING SERVICES | SARGE TRUCKING SERVICES, I | 615.61 | 0.006363620 | 3.92 |
| OVERHEAD FIXED RATE | MEWBOURNE OIL COMPANY | 3,800.77 | 0.006363620 | 24.19 |
| OVERHEAD FIXED RATE | MEWBOURNE OIL COMPANY | 1,432.25 | 0.006363620 | 9.11 |
| STIMULATION RENTALS & OTHER | TFH LTD CO | 4,078.90 | 0.006363620 | 25.96 |
| STIMULATION RENTALS & OTHER | WELL FOAM INC | 2,503.42 | 0.006363620 | 15.93 |
| STIMULATION RENTALS & OTHER | GUNS UP SERVICES | 17,787.86 | 0.006363620 | 113.20 |
| STIMULATION RENTALS & OTHER | GUNS UP SERVICES | 5,957.46 | 0.006363620 | 37.91 |
| STIMULATION RENTALS & OTHER | INGRAM PROFESSIONAL SERV | 238.42 | 0.006363620 | 1.52 |
| STIMULATION RENTALS & OTHER | TRINITY OILFIELD SERVICES & | 953.37 | 0.006363620 | 6.07 |
| STIMULATION RENTALS & OTHER | TRINITY OILFIELD SERVICES & | 953.62 | 0.006363620 | 6.07 |
| STIMULATION RENTALS & OTHER | TRINITY OILFIELD SERVICES & | 1,103.28 | 0.006363620 | 7.02 |
| STIMULATION RENTALS & OTHER | TANMAR RENTALS LLC | 620.76 | 0.006363620 | 3.95 |
| STIMULATION RENTALS & OTHER | TANMAR RENTALS LLC | 595.27 | 0.006363620 | 3.79 |
| STIMULATION RENTALS & OTHER | TANMAR RENTALS LLC | 73.59 | 0.006363620 | 0.47 |
| WATER AND OTHER | SOLARIS WATER MIDSTREAM | 108,536.57 | 0.006363620 | 690.69 |
| WELDING / CONSTRUCTION / MAINT. SERVICES | MEWBOURNE OIL COMPANY | 168.75 | 0.006363620 | 1.07 |
| Total Intangible Well Cost Cost | | 406,850.53 | | 2,589.10 |
| <u>Tangible Well Cost</u> | | | | |
| SUBSURFACE EQUIP. & ARTIFICIAL LIFT SYSTEMS | HUDSON PACKER COMPANY I | 8,606.95 | 0.006363620 | 54.77 |
| TUBING (2" - 4") | MEWBOURNE OIL COMPANY | -90,798.26 | 0.006363620 | -577.81 |
| TUBING (2" - 4") | MEWBOURNE OIL COMPANY | -120,849.76 | 0.006363620 | -769.04 |

02-02-2021

014

MEWBOURNE OIL COMPANY

Page 15

TOM M RAGSDALE
400 N SAM HOUSTON PARKWAY EAST
SUITE 601
HOUSTON, TX 77060

INVOICE NO.: 202101-13344

INVOICE DATE: 1-31-2021

OWNER: 035904-1

BILLING FOR: January 2021

| REFERENCE/DESCRIPTION OF CHARGES | | GROSS CHARGES | WORKING INTEREST | NET CHARGE |
|--------------------------------------|----------------------------|---------------|------------------|------------|
| TUBING (2" - 4") | SABINE PIPE INC | 232,176.81 | 0.006363620 | 1,477.48 |
| TUBING HEAD & UPPER SECTION | DIVINE WIRELINE SOLUTIONS | 17,565.74 | 0.006363620 | 111.78 |
| TUBING HEAD & UPPER SECTION | DIVINE WIRELINE SOLUTIONS | 1,571.21 | 0.006363620 | 10.00 |
| TUBING HEAD & UPPER SECTION | DIVINE WIRELINE SOLUTIONS | 3,026.75 | 0.006363620 | 19.26 |
| TUBING HEAD & UPPER SECTION | VANZANDT CONTROLS, LLC | 6,296.00 | 0.006363620 | 40.07 |
| Total Tangible Well Cost Cost | | 57,595.44 | | 366.51 |
| <u>Equipment Beyond Wellhead</u> | | | | |
| AUTOMATION METERING EQUIPMENT | MEWBOURNE OIL COMPANY | 9,806.40 | 0.006363620 | 62.41 |
| AUTOMATION METERING EQUIPMENT | ATCHAFALAYA MEASUREMEN | 90.81 | 0.006363620 | 0.58 |
| AUTOMATION METERING EQUIPMENT | TANKLOGIX LLC | 13,237.53 | 0.006363620 | 84.24 |
| AUTOMATION METERING EQUIPMENT | TANKLOGIX LLC | 3,649.26 | 0.006363620 | 23.22 |
| ELECTRICAL INSTALLATIONS | INGRAM PROFESSIONAL SERV | 308.35 | 0.006363620 | 1.96 |
| ELECTRICAL INSTALLATIONS | INGRAM PROFESSIONAL SERV | 8,268.23 | 0.006363620 | 52.62 |
| ELECTRICAL INSTALLATIONS | INGRAM PROFESSIONAL SERV | 539.87 | 0.006363620 | 3.44 |
| ELECTRICAL INSTALLATIONS | INGRAM PROFESSIONAL SERV | 29,468.03 | 0.006363620 | 187.52 |
| ELECTRICAL INSTALLATIONS | INGRAM PROFESSIONAL SERV | 4,489.53 | 0.006363620 | 28.57 |
| ELECTRICAL INSTALLATIONS | INGRAM PROFESSIONAL SERV | 6,073.46 | 0.006363620 | 38.65 |
| FITTINGS / VALVES & ACCESSORIES | JET SPECIALTY & SUPPLY INC | 1,316.03 | 0.006363620 | 8.37 |
| FITTINGS / VALVES & ACCESSORIES | JET SPECIALTY & SUPPLY INC | 1,373.42 | 0.006363620 | 8.74 |
| FITTINGS / VALVES & ACCESSORIES | KEYSTONE PUMP & SUPPLY LI | 2,990.47 | 0.006363620 | 19.03 |
| LINE PIPE & VALVES - GATHERING | MEWBOURNE OIL COMPANY | 776.75 | 0.006363620 | 4.94 |
| LINE PIPE & VALVES - GATHERING | MEWBOURNE OIL COMPANY | 927.39 | 0.006363620 | 5.91 |
| PRODUCTION EQUIP INSTALLATION | 7B ROUSTABOUT LLC | 412.50 | 0.006363620 | 2.63 |
| PRODUCTION EQUIP INSTALLATION | G&A FABRICATION LLC | 202.37 | 0.006363620 | 1.29 |
| Total Equipment Beyond Wellhead Cost | | 83,930.40 | | 534.12 |

72185000-20 SUBTOTAL

548,376.37

3,489.73

PROPERTY: 72185000 72185000-30 CREEDENCE 21/16 W0FC ST COM 4H

Lease Operating Expense

| | | | | |
|------------------------------|--------------------------|----------|-------------|-------|
| AUTOMATION MAINTENANCE | AMERICAN MILLENNIUM COR | 12.85 | 0.006363620 | 0.08 |
| AUTOMATION MAINTENANCE | INGRAM PROFESSIONAL SERV | 959.45 | 0.006363620 | 6.11 |
| AUTOMATION MAINTENANCE | TANKLOGIX LLC | 329.81 | 0.006363620 | 2.10 |
| CHEMICALS-CORROSION TREATING | IMPERATIVE CHEMICAL PART | 705.15 | 0.006363620 | 4.49 |
| CHEMICALS-CORROSION TREATING | IMPERATIVE CHEMICAL PART | 625.03 | 0.006363620 | 3.98 |
| CHEMICALS-CORROSION TREATING | IMPERATIVE CHEMICAL PART | 899.64 | 0.006363620 | 5.72 |
| COMPANY SUPERVISION | MEWBOURNE OIL COMPANY | 2,100.00 | 0.006363620 | 13.36 |
| COMPANY SUPERVISION | MEWBOURNE OIL COMPANY | 1,050.00 | 0.006363620 | 6.68 |
| COMPANY SUPERVISION | MEWBOURNE OIL COMPANY | 525.00 | 0.006363620 | 3.34 |
| COMPANY SUPERVISION | MEWBOURNE OIL COMPANY | 525.00 | 0.006363620 | 3.34 |
| COMPANY SUPERVISION | MEWBOURNE OIL COMPANY | 2,887.50 | 0.006363620 | 18.37 |
| COMPANY SUPERVISION | MEWBOURNE OIL COMPANY | 787.50 | 0.006363620 | 5.01 |
| COMPANY SUPERVISION | MEWBOURNE OIL COMPANY | 1,575.00 | 0.006363620 | 10.02 |

02-02-2021

015

MEWBOURNE OIL COMPANY

Page 16

TOM M RAGSDALE
400 N SAM HOUSTON PARKWAY EAST
SUITE 601
HOUSTON, TX 77060

INVOICE NO.: 202101-13344

INVOICE DATE: 1-31-2021

OWNER: 035904-1

BILLING FOR: January 2021

| REFERENCE/DESCRIPTION OF CHARGES | | GROSS CHARGES | WORKING INTEREST | NET CHARGE |
|---|---------------------------|------------------|---------------------|---------------|
| COMPANY SUPERVISION | MEWBOURNE OIL COMPANY | 525.00 | 0.006363620 | 3.34 |
| COMPRESSOR MAINTENANCE | KODIAK GAS SERVICES LLC | 2,109.90 | 0.006363620 | 13.43 |
| CONTRACT SUPERVISION | TURNCO ENTERPRISES LLC | 1,496.25 | 0.006363620 | 9.52 |
| CONTRACT SUPERVISION | TURNCO ENTERPRISES LLC | 1,197.00 | 0.006363620 | 7.62 |
| CONTRACT SUPERVISION | TURNCO ENTERPRISES LLC | 1,197.00 | 0.006363620 | 7.62 |
| CONTRACT SUPERVISION | TURNCO ENTERPRISES LLC | 1,197.00 | 0.006363620 | 7.62 |
| CONTRACT SUPERVISION | TURNCO ENTERPRISES LLC | 748.12 | 0.006363620 | 4.76 |
| CONTRACT SUPERVISION | TURNCO ENTERPRISES LLC | 748.12 | 0.006363620 | 4.76 |
| CONTRACT SUPERVISION | TURNCO ENTERPRISES LLC | 1,496.25 | 0.006363620 | 9.52 |
| CONTRACT SUPERVISION | TURNCO ENTERPRISES LLC | 1,496.25 | 0.006363620 | 9.52 |
| CONTRACT SUPERVISION | TURNCO ENTERPRISES LLC | 1,496.25 | 0.006363620 | 9.52 |
| CONTRACT SUPERVISION | TURNCO ENTERPRISES LLC | 748.12 | 0.006363620 | 4.76 |
| CONTRACT SUPERVISION | TURNCO ENTERPRISES LLC | 748.12 | 0.006363620 | 4.76 |
| CONTRACT SUPERVISION | TURNCO ENTERPRISES LLC | 1,496.25 | 0.006363620 | 9.52 |
| CONTRACT SUPERVISION | TURNCO ENTERPRISES LLC | 1,496.25 | 0.006363620 | 9.52 |
| CONTRACT SUPERVISION | TURNCO ENTERPRISES LLC | 748.12 | 0.006363620 | 4.76 |
| CONTRACT SUPERVISION | TURNCO ENTERPRISES LLC | 748.12 | 0.006363620 | 4.76 |
| CONTRACT SUPERVISION | TURNCO ENTERPRISES LLC | 1,496.25 | 0.006363620 | 9.52 |
| CONTRACT SUPERVISION | TURNCO ENTERPRISES LLC | 1,496.25 | 0.006363620 | 9.52 |
| CONTRACT SUPERVISION | TURNCO ENTERPRISES LLC | 748.12 | 0.006363620 | 4.76 |
| CONTRACT SUPERVISION | TURNCO ENTERPRISES LLC | 748.12 | 0.006363620 | 4.76 |
| CONTRACT SUPERVISION | TURNCO ENTERPRISES LLC | 1,496.25 | 0.006363620 | 9.52 |
| CONTRACT SUPERVISION | TURNCO ENTERPRISES LLC | 1,496.25 | 0.006363620 | 9.52 |
| CONTRACT SUPERVISION | TURNCO ENTERPRISES LLC | 748.12 | 0.006363620 | 4.76 |
| CONTRACT SUPERVISION | TURNCO ENTERPRISES LLC | 748.12 | 0.006363620 | 4.76 |
| CONTRACT SUPERVISION | TURNCO ENTERPRISES LLC | 1,496.25 | 0.006363620 | 9.52 |
| CONTRACT SUPERVISION | TURNCO ENTERPRISES LLC | 1,496.25 | 0.006363620 | 9.52 |
| CONTRACT SUPERVISION | TURNCO ENTERPRISES LLC | 66.25 | 0.006363620 | 0.42 |
| CONTRACT SUPERVISION | TURNCO ENTERPRISES LLC | 66.25 | 0.006363620 | 0.42 |
| CONTRACT SUPERVISION | TURNCO ENTERPRISES LLC | 66.25 | 0.006363620 | 0.42 |
| CONTRACT SUPERVISION | TURNCO ENTERPRISES LLC | 1,496.25 | 0.006363620 | 9.52 |
| CONTRACT SUPERVISION | TURNCO ENTERPRISES LLC | 1,496.25 | 0.006363620 | 9.52 |
| CONTRACT SUPERVISION | TURNCO ENTERPRISES LLC | 1,496.25 | 0.006363620 | 9.52 |
| CONTRACT SUPERVISION | D&H TRUCKING | 566.34 | 0.006363620 | 3.60 |
| CONTRACT SUPERVISION | D&H TRUCKING | 418.02 | 0.006363620 | 2.66 |
| EMISSIONS CONTROL EQUIPMENT MAINTENANCE | 7B ROUSTABOUT LLC | 581.25 | 0.006363620 | 3.70 |
| EMISSIONS CONTROL EQUIPMENT MAINTENANCE | K&S OILFIELD SUPPLIES LLC | 91.58 | 0.006363620 | 0.58 |
| EMISSIONS CONTROL EQUIPMENT MAINTENANCE | K&S OILFIELD SUPPLIES LLC | 132.86 | 0.006363620 | 0.85 |
| EMISSIONS CONTROL EQUIPMENT MAINTENANCE | VAPROX LLC | 137.35 | 0.006363620 | 0.87 |
| EMISSIONS CONTROL EQUIPMENT MAINTENANCE | VAPROX LLC | 133.39 | 0.006363620 | 0.85 |
| EMISSIONS CONTROL EQUIPMENT MAINTENANCE | ROLFSON OIL LLC | 239.47 | 0.006363620 | 1.52 |
| EMISSIONS CONTROL EQUIPMENT MAINTENANCE | AUTOMATED WELLHEAD COM | 190.74 | 0.006363620 | 1.21 |
| EMISSIONS CONTROL EQUIPMENT MAINTENANCE | AUTOMATED WELLHEAD COM | 95.37 | 0.006363620 | 0.61 |
| EMISSIONS CONTROL EQUIPMENT MAINTENANCE | AUTOMATED WELLHEAD COM | 53.25 | 0.006363620 | 0.34 |
| EMISSIONS CONTROL EQUIPMENT MAINTENANCE | AUTOMATED WELLHEAD COM | 231.60 | 0.006363620 | 1.47 |

02-02-2021

016

MEWBOURNE OIL COMPANY

Page 17

TOM M RAGSDALE
400 N SAM HOUSTON PARKWAY EAST
SUITE 601
HOUSTON, TX 77060

INVOICE NO.: 202101-13344

INVOICE DATE: 1-31-2021

OWNER: 035904-1

BILLING FOR: January 2021

| REFERENCE/DESCRIPTION OF CHARGES | | GROSS CHARGES | WORKING INTEREST | NET CHARGE |
|----------------------------------|-----------------------------|------------------|---------------------|---------------|
| LEASE & FACILITY | MEWBOURNE OIL COMPANY | 337.50 | 0.006363620 | 2.15 |
| LEASE & FACILITY | MEWBOURNE OIL COMPANY | 1,012.50 | 0.006363620 | 6.44 |
| LEASE & FACILITY | MEWBOURNE OIL COMPANY | 675.00 | 0.006363620 | 4.30 |
| LEASE & FACILITY | MEWBOURNE OIL COMPANY | 168.75 | 0.006363620 | 1.07 |
| LEASE & FACILITY MAINTENANCE | T&J VALVE | 83.34 | 0.006363620 | 0.53 |
| LEASE & FACILITY MAINTENANCE | T&J VALVE | 40.96 | 0.006363620 | 0.26 |
| LEASE & FACILITY MAINTENANCE | T&J VALVE | 40.96 | 0.006363620 | 0.26 |
| LEASE & FACILITY MAINTENANCE | KEYSTONE PUMP & SUPPLY LI | 121.18 | 0.006363620 | 0.77 |
| LEASE & FACILITY MAINTENANCE | STANDARD OIL FIELD SUPPLY | 114.06 | 0.006363620 | 0.73 |
| LEASE & FACILITY MAINTENANCE | STANDARD OIL FIELD SUPPLY | 8.20 | 0.006363620 | 0.05 |
| LEASE & FACILITY MAINTENANCE | STANDARD OIL FIELD SUPPLY | 17.58 | 0.006363620 | 0.11 |
| LEASE & FACILITY MAINTENANCE | TURNCO ENTERPRISES LLC | 175.00 | 0.006363620 | 1.11 |
| LEASE & FACILITY MAINTENANCE | TURNCO ENTERPRISES LLC | 375.00 | 0.006363620 | 2.39 |
| LEASE & FACILITY MAINTENANCE | TURNCO ENTERPRISES LLC | 400.00 | 0.006363620 | 2.55 |
| LEASE & FACILITY MAINTENANCE | TURNCO ENTERPRISES LLC | 200.00 | 0.006363620 | 1.27 |
| LEASE & FACILITY MAINTENANCE | TURNCO ENTERPRISES LLC | 43.75 | 0.006363620 | 0.28 |
| LEASE & FACILITY MAINTENANCE | TURNCO ENTERPRISES LLC | 66.25 | 0.006363620 | 0.42 |
| LEASE & FACILITY MAINTENANCE | TURNCO ENTERPRISES LLC | 66.25 | 0.006363620 | 0.42 |
| LEASE & FACILITY MAINTENANCE | TURNCO ENTERPRISES LLC | 275.00 | 0.006363620 | 1.75 |
| LEASE & FACILITY MAINTENANCE | TURNCO ENTERPRISES LLC | 150.00 | 0.006363620 | 0.95 |
| LEASE & FACILITY MAINTENANCE | TURNCO ENTERPRISES LLC | 50.00 | 0.006363620 | 0.32 |
| LEASE & FACILITY MAINTENANCE | TURNCO ENTERPRISES LLC | 62.50 | 0.006363620 | 0.40 |
| LEASE & FACILITY MAINTENANCE | TURNCO ENTERPRISES LLC | 200.00 | 0.006363620 | 1.27 |
| LEASE & FACILITY MAINTENANCE | TURNCO ENTERPRISES LLC | 175.00 | 0.006363620 | 1.11 |
| LEASE & FACILITY MAINTENANCE | TURNCO ENTERPRISES LLC | 250.00 | 0.006363620 | 1.59 |
| LEASE & FACILITY MAINTENANCE | TURNCO ENTERPRISES LLC | 325.00 | 0.006363620 | 2.07 |
| LEASE & FACILITY MAINTENANCE | TRINITY OILFIELD SERVICES & | 43.71 | 0.006363620 | 0.28 |
| LEASE & FACILITY MAINTENANCE | TRINITY OILFIELD SERVICES & | 291.38 | 0.006363620 | 1.85 |
| LEASE & FACILITY MAINTENANCE | TRINITY OILFIELD SERVICES & | 466.22 | 0.006363620 | 2.97 |
| LEASE & FACILITY MAINTENANCE | TRINITY OILFIELD SERVICES & | 116.55 | 0.006363620 | 0.74 |
| LEASE & FACILITY MAINTENANCE | TRINITY OILFIELD SERVICES & | 522.22 | 0.006363620 | 3.32 |
| LEASE & FACILITY MAINTENANCE | TRINITY OILFIELD SERVICES & | 174.83 | 0.006363620 | 1.11 |
| LEASE & FACILITY MAINTENANCE | TRINITY OILFIELD SERVICES & | 291.38 | 0.006363620 | 1.85 |
| LEASE & FACILITY MAINTENANCE | TRINITY OILFIELD SERVICES & | 291.38 | 0.006363620 | 1.85 |
| LEASE & FACILITY MAINTENANCE | TRINITY OILFIELD SERVICES & | 349.66 | 0.006363620 | 2.23 |
| LEASE & FACILITY MAINTENANCE | TRINITY OILFIELD SERVICES & | 407.94 | 0.006363620 | 2.60 |
| LEASE & FACILITY MAINTENANCE | TRINITY OILFIELD SERVICES & | 174.83 | 0.006363620 | 1.11 |
| LEASE & FACILITY MAINTENANCE | TRINITY OILFIELD SERVICES & | 87.41 | 0.006363620 | 0.56 |
| LEASE & FACILITY MAINTENANCE | TRINITY OILFIELD SERVICES & | 291.39 | 0.006363620 | 1.85 |
| LEASE & FACILITY MAINTENANCE | TRINITY OILFIELD SERVICES & | 58.28 | 0.006363620 | 0.37 |
| LEASE & FACILITY MAINTENANCE | QATAR LLC | 137.25 | 0.006363620 | 0.87 |
| LEASE & FACILITY MAINTENANCE | QATAR LLC | 64.59 | 0.006363620 | 0.41 |

02-02-2021

017

MEWBOURNE OIL COMPANY

Page 18

TOM M RAGSDALE
400 N SAM HOUSTON PARKWAY EAST
SUITE 601
HOUSTON, TX 77060

INVOICE NO.: 202101-13344

INVOICE DATE: 1-31-2021

OWNER: 035904-1

BILLING FOR: January 2021

| REFERENCE/DESCRIPTION OF CHARGES | | GROSS CHARGES | WORKING INTEREST | NET CHARGE |
|------------------------------------|-----------------------------|---------------|------------------|------------|
| MISCELLANEOUS EQUIPMENT RENTAL | MEWBOURNE OIL COMPANY | 5,800.00 | 0.006363620 | 36.91 |
| OVERHEAD-FIXED RATE | MEWBOURNE OIL COMPANY | 800.00 | 0.006363620 | 5.09 |
| PUMPING | MEWBOURNE OIL COMPANY | 850.00 | 0.006363620 | 5.41 |
| PUMPING | MEWBOURNE OIL COMPANY | 850.00 | 0.006363620 | 5.41 |
| RENTAL SERVICES | TFH LTD CO | 200.28 | 0.006363620 | 1.27 |
| RENTAL SERVICES | D&H TRUCKING | 418.01 | 0.006363620 | 2.66 |
| RENTAL SERVICES | KODIAK GAS SERVICES LLC | 3,721.79 | 0.006363620 | 23.68 |
| RENTAL SERVICES | KODIAK GAS SERVICES LLC | 3,715.83 | 0.006363620 | 23.65 |
| SALT WATER DISPOSAL | MEWBOURNE OIL COMPANY | 54,195.90 | 0.006363620 | 344.88 |
| SALT WATER DISPOSAL | TFH LTD CO | 277.71 | 0.006363620 | 1.77 |
| SALT WATER DISPOSAL | TRINITY OILFIELD SERVICES & | 262.25 | 0.006363620 | 1.67 |
| SALT WATER DISPOSAL | TRINITY OILFIELD SERVICES & | 481.36 | 0.006363620 | 3.06 |
| SALT WATER DISPOSAL | NGL WATER SOLUTIONS PERM | 27.55 | 0.006363620 | 0.18 |
| SALT WATER DISPOSAL | NGL WATER SOLUTIONS PERM | 31.79 | 0.006363620 | 0.20 |
| SALT WATER DISPOSAL | NGL WATER SOLUTIONS PERM | 854.50 | 0.006363620 | 5.44 |
| SALT WATER DISPOSAL | NGL WATER SOLUTIONS PERM | 103.31 | 0.006363620 | 0.66 |
| SALT WATER DISPOSAL | NGL WATER SOLUTIONS PERM | 198.67 | 0.006363620 | 1.26 |
| SALT WATER DISPOSAL | SARGE TRUCKING SERVICES, I | 161.47 | 0.006363620 | 1.02 |
| WELL/LEASE INSURANCE | LOCKTON COMPANIES LLC | 1,461.00 | 0.006363620 | 9.30 |
| Total Lease Operating Expense Cost | | 132,824.48 | | 845.17 |

72185000-30 SUBTOTAL

132,824.48

845.17

PROPERTY 72185000 TOTAL

684,266.99

4,354.41

72185000PREPAYMENTS

-4,354.41

PROPERTY: 72186000 72186000-10 CREEDENCE 21/16 WIFC ST COM 3H

Intangible Well Cost

| | | | | |
|---------------------------------|-------------------------|----------|-------------|-------|
| WELL / LEASE INSURANCE | LOCKTON COMPANIES LLC | 2,954.02 | 0.006363620 | 18.80 |
| WELL / LEASE LEGAL | SCHUTZ ABSTRACT COMPANY | 266.76 | 0.006363620 | 1.70 |
| Total Intangible Well Cost Cost | | 3,220.78 | | 20.50 |

72186000-10 SUBTOTAL

3,220.78

20.50

PROPERTY: 72186000 72186000-20 CREEDENCE 21/16 WIFC ST COM 3H

Intangible Well Cost

| | | | | |
|---------------------------------|-------------------------|----------|-------------|-------|
| COMPANY SUPERVISION | MEWBOURNE OIL COMPANY | 525.00 | 0.006363620 | 3.34 |
| COMPANY SUPERVISION | MEWBOURNE OIL COMPANY | 1,575.00 | 0.006363620 | 10.02 |
| COMPANY SUPERVISION | MEWBOURNE OIL COMPANY | 525.00 | 0.006363620 | 3.34 |
| COMPANY SUPERVISION | MEWBOURNE OIL COMPANY | 550.00 | 0.006363620 | 3.50 |
| COMPANY SUPERVISION | MEWBOURNE OIL COMPANY | 525.00 | 0.006363620 | 3.34 |
| COMPANY SUPERVISION | MEWBOURNE OIL COMPANY | 2,625.00 | 0.006363620 | 16.70 |
| COMPLETION / WORKOVER RIG | L & R WELL SERVICE INC | 6,884.64 | 0.006363620 | 43.81 |
| CONTRACT SERVICES & SUPERVISION | SDS PETROLEUM CONSULTAN | 4,370.78 | 0.006363620 | 27.81 |
| CONTRACT SERVICES & SUPERVISION | SDS PETROLEUM CONSULTAN | 3,602.58 | 0.006363620 | 22.93 |

02-02-2021

018

MEWBOURNE OIL COMPANY

Page 19

TOM M RAGSDALE
400 N SAM HOUSTON PARKWAY EAST
SUITE 601
HOUSTON, TX 77060

INVOICE NO.: 202101-13344

INVOICE DATE: 1-31-2021

OWNER: 035904-1

BILLING FOR: January 2021

| REFERENCE/DESCRIPTION OF CHARGES | | GROSS CHARGES | WORKING INTEREST | NET CHARGE |
|----------------------------------|-----------------------------|---------------|------------------|------------|
| EQUIPMENT RENTAL | L & R WELL SERVICE INC | 635.75 | 0.006363620 | 4.05 |
| EQUIPMENT RENTAL | L & R WELL SERVICE INC | 1,261.75 | 0.006363620 | 8.03 |
| EQUIPMENT RENTAL | WEATHERFORD US LP | 923.16 | 0.006363620 | 5.87 |
| EQUIPMENT RENTAL | D&H TRUCKING | 207.11 | 0.006363620 | 1.32 |
| HORIZONTAL DRILLOUT SERVICES | THRU TUBING SOLUTIONS INC | 21,884.63 | 0.006363620 | 139.27 |
| HORIZONTAL DRILLOUT SERVICES | QES PRESSURE CONTROL LLC | 109,382.56 | 0.006363620 | 696.07 |
| HORIZONTAL DRILLOUT SERVICES | WELL FOAM INC | 12,971.04 | 0.006363620 | 82.54 |
| HORIZONTAL DRILLOUT SERVICES | SWABCO INC | 304.64 | 0.006363620 | 1.94 |
| HORIZONTAL DRILLOUT SERVICES | GUNS UP SERVICES | 45,656.25 | 0.006363620 | 290.54 |
| HORIZONTAL DRILLOUT SERVICES | TRINITY OILFIELD SERVICES & | 1,170.44 | 0.006363620 | 7.45 |
| HORIZONTAL DRILLOUT SERVICES | TRINITY OILFIELD SERVICES & | 851.86 | 0.006363620 | 5.42 |
| HORIZONTAL DRILLOUT SERVICES | DIVINE WIRELINE SOLUTIONS | 4,131.51 | 0.006363620 | 26.29 |
| LOCATION / RESTORATION | R360 ENVIRONMENTAL SOLUT | 182.00 | 0.006363620 | 1.16 |
| LOCATION / RESTORATION | R360 ENVIRONMENTAL SOLUT | 364.00 | 0.006363620 | 2.32 |
| LOCATION / RESTORATION | R360 ENVIRONMENTAL SOLUT | 125.00 | 0.006363620 | 0.80 |
| LOCATION / RESTORATION | TRINITY OILFIELD SERVICES & | 301.97 | 0.006363620 | 1.92 |
| LOCATION / RESTORATION | TRINITY OILFIELD SERVICES & | 252.96 | 0.006363620 | 1.61 |
| LOCATION / RESTORATION | TRINITY OILFIELD SERVICES & | 71.52 | 0.006363620 | 0.46 |
| LOCATION / RESTORATION | WM ENERGY SERVICES HOLDI | 552.50 | 0.006363620 | 3.52 |
| LOCATION / RESTORATION | SUNDANCE SERVICES WEST IN | 484.26 | 0.006363620 | 3.08 |
| LOCATION / RESTORATION | SUNDANCE SERVICES WEST IN | 277.66 | 0.006363620 | 1.77 |
| LOCATION / RESTORATION | NORTHERN DELAWARE BASIN | 110.77 | 0.006363620 | 0.70 |
| LOGGING & WIRELINE SERVICES | ALTITUDE ENERGY PARTNER | 4,688.65 | 0.006363620 | 29.84 |
| MISC. AIR & PUMPING SERVICES | L & E SERVICES LLC | 2,047.96 | 0.006363620 | 13.03 |
| MISC. AIR & PUMPING SERVICES | L & E SERVICES LLC | 629.73 | 0.006363620 | 4.01 |
| MISC. AIR & PUMPING SERVICES | EXCALIBUR OILFIELD SERVIC | 356.25 | 0.006363620 | 2.28 |
| MISC. AIR & PUMPING SERVICES | EXCALIBUR OILFIELD SERVIC | 46.88 | 0.006363620 | 0.30 |
| MISC. AIR & PUMPING SERVICES | EXCALIBUR OILFIELD SERVIC | 1,047.63 | 0.006363620 | 6.66 |
| MISC. AIR & PUMPING SERVICES | EXCALIBUR OILFIELD SERVIC | 168.88 | 0.006363620 | 1.08 |
| MISC. AIR & PUMPING SERVICES | SARGE TRUCKING SERVICES, I | 615.59 | 0.006363620 | 3.92 |
| OVERHEAD FIXED RATE | MEWBOURNE OIL COMPANY | 4,343.74 | 0.006363620 | 27.64 |
| OVERHEAD FIXED RATE | MEWBOURNE OIL COMPANY | 1,432.24 | 0.006363620 | 9.11 |
| STIMULATION RENTALS & OTHER | TFH LTD CO | 4,078.90 | 0.006363620 | 25.96 |
| STIMULATION RENTALS & OTHER | WELL FOAM INC | 2,503.42 | 0.006363620 | 15.93 |
| STIMULATION RENTALS & OTHER | WELL FOAM INC | 28,011.58 | 0.006363620 | 178.26 |
| STIMULATION RENTALS & OTHER | GUNS UP SERVICES | 17,787.86 | 0.006363620 | 113.20 |
| STIMULATION RENTALS & OTHER | GUNS UP SERVICES | 5,957.46 | 0.006363620 | 37.91 |
| STIMULATION RENTALS & OTHER | INGRAM PROFESSIONAL SERV | 238.40 | 0.006363620 | 1.52 |
| STIMULATION RENTALS & OTHER | TRINITY OILFIELD SERVICES & | 953.62 | 0.006363620 | 6.07 |
| STIMULATION RENTALS & OTHER | TRINITY OILFIELD SERVICES & | 1,103.30 | 0.006363620 | 7.02 |
| STIMULATION RENTALS & OTHER | TANMAR RENTALS LLC | 620.76 | 0.006363620 | 3.95 |
| STIMULATION RENTALS & OTHER | TANMAR RENTALS LLC | 595.27 | 0.006363620 | 3.79 |

02-02-2021

019

MEWBOURNE OIL COMPANY

Page 20

TOM M RAGSDALE
400 N SAM HOUSTON PARKWAY EAST
SUITE 601
HOUSTON, TX 77060

INVOICE NO.: 202101-13344

INVOICE DATE: 1-31-2021

OWNER: 035904-1

BILLING FOR: January 2021

| REFERENCE/DESCRIPTION OF CHARGES | | GROSS CHARGES | WORKING INTEREST | NET CHARGE |
|--|----------------------------|-------------------|---------------------|---------------|
| STIMULATION RENTALS & OTHER | TANMAR RENTALS LLC | 73.59 | 0.006363620 | 0.47 |
| WATER AND OTHER | SOLARIS WATER MIDSTREAM | 108,536.57 | 0.006363620 | 690.69 |
| WELDING / CONSTRUCTION / MAINT. SERVICES | MEWBOURNE OIL COMPANY | 168.75 | 0.006363620 | 1.07 |
| Total Intangible Well Cost Cost | | 409,293.37 | | 2,604.63 |
| <u>Tangible Well Cost</u> | | | | |
| SUBSURFACE EQUIP. & ARTIFICIAL LIFT SYSTEMS | HUDSON PACKER COMPANY I | 9,367.23 | 0.006363620 | 59.61 |
| TUBING (2" - 4") | MEWBOURNE OIL COMPANY | 1,747.78 | 0.006363620 | 11.12 |
| TUBING (2" - 4") | MEWBOURNE OIL COMPANY | 90,798.26 | 0.006363620 | 577.81 |
| TUBING (2" - 4") | PETROSMITH EQUIPMENT LP | 3,609.59 | 0.006363620 | 22.97 |
| TUBING HEAD & UPPER SECTION | DIVINE WIRELINE SOLUTIONS | 17,565.74 | 0.006363620 | 111.78 |
| TUBING HEAD & UPPER SECTION | DIVINE WIRELINE SOLUTIONS | 1,571.21 | 0.006363620 | 10.00 |
| TUBING HEAD & UPPER SECTION | VANZANDT CONTROLS, LLC | 6,296.00 | 0.006363620 | 40.07 |
| Total Tangible Well Cost Cost | | 130,955.81 | | 833.36 |
| <u>Equipment Beyond Wellhead</u> | | | | |
| AUTOMATION METERING EQUIPMENT | MEWBOURNE OIL COMPANY | 11,995.56 | 0.006363620 | 76.34 |
| AUTOMATION METERING EQUIPMENT | ATCHAFALAYA MEASUREMENT | 90.80 | 0.006363620 | 0.58 |
| AUTOMATION METERING EQUIPMENT | TANKLOGIX LLC | 13,237.52 | 0.006363620 | 84.24 |
| AUTOMATION METERING EQUIPMENT | TANKLOGIX LLC | 3,649.25 | 0.006363620 | 23.22 |
| ELECTRICAL INSTALLATIONS | INGRAM PROFESSIONAL SERV | 308.31 | 0.006363620 | 1.96 |
| ELECTRICAL INSTALLATIONS | INGRAM PROFESSIONAL SERV | 8,268.36 | 0.006363620 | 52.62 |
| ELECTRICAL INSTALLATIONS | INGRAM PROFESSIONAL SERV | 539.84 | 0.006363620 | 3.44 |
| ELECTRICAL INSTALLATIONS | INGRAM PROFESSIONAL SERV | 29,468.07 | 0.006363620 | 187.52 |
| ELECTRICAL INSTALLATIONS | INGRAM PROFESSIONAL SERV | 4,489.43 | 0.006363620 | 28.57 |
| ELECTRICAL INSTALLATIONS | INGRAM PROFESSIONAL SERV | 6,073.54 | 0.006363620 | 38.65 |
| FITTINGS / VALVES & ACCESSORIES | JET SPECIALTY & SUPPLY INC | 1,315.86 | 0.006363620 | 8.37 |
| FITTINGS / VALVES & ACCESSORIES | JET SPECIALTY & SUPPLY INC | 1,373.23 | 0.006363620 | 8.74 |
| FITTINGS / VALVES & ACCESSORIES | KEYSTONE PUMP & SUPPLY LI | 2,990.45 | 0.006363620 | 19.03 |
| LINE PIPE & VALVES - GATHERING | MEWBOURNE OIL COMPANY | 776.75 | 0.006363620 | 4.94 |
| LINE PIPE & VALVES - GATHERING | MEWBOURNE OIL COMPANY | 927.39 | 0.006363620 | 5.91 |
| PRODUCTION EQUIP INSTALLATION | 7B ROUSTABOUT LLC | 412.50 | 0.006363620 | 2.63 |
| PRODUCTION EQUIP INSTALLATION | G&A FABRICATION LLC | 202.36 | 0.006363620 | 1.29 |
| Total Equipment Beyond Wellhead Cost | | 86,119.22 | | 548.05 |
| 72186000-20 SUBTOTAL | | 626,368.40 | 3,986.04 | |
| PROPERTY: 72186000 72186000-30 CREEDENCE 21/16 W1FC ST COM 3H | | | | |
| <u>Lease Operating Expense</u> | | | | |
| AUTOMATION MAINTENANCE | AMERICAN MILLENNIUM COR | 12.85 | 0.006363620 | 0.08 |
| AUTOMATION MAINTENANCE | TANKLOGIX LLC | 329.79 | 0.006363620 | 2.10 |
| CHEMICALS-CORROSION TREATING | IMPERATIVE CHEMICAL PART | 705.15 | 0.006363620 | 4.49 |
| CHEMICALS-CORROSION TREATING | IMPERATIVE CHEMICAL PART | 625.04 | 0.006363620 | 3.98 |
| CHEMICALS-CORROSION TREATING | IMPERATIVE CHEMICAL PART | 899.68 | 0.006363620 | 5.73 |
| COMPANY SUPERVISION | MEWBOURNE OIL COMPANY | 1,050.00 | 0.006363620 | 6.68 |

02-02-2021

020

MEWBOURNE OIL COMPANY

Page 21

TOM M RAGSDALE
400 N SAM HOUSTON PARKWAY EAST
SUITE 601
HOUSTON, TX 77060

INVOICE NO.: 202101-13344

INVOICE DATE: 1-31-2021

OWNER: 035904-1

BILLING FOR: January 2021

| REFERENCE/DESCRIPTION OF CHARGES | | GROSS CHARGES | WORKING INTEREST | NET CHARGE |
|---|---------------------------|------------------|---------------------|---------------|
| COMPANY SUPERVISION | MEWBOURNE OIL COMPANY | 525.00 | 0.006363620 | 3.34 |
| COMPANY SUPERVISION | MEWBOURNE OIL COMPANY | 1,837.50 | 0.006363620 | 11.69 |
| COMPANY SUPERVISION | MEWBOURNE OIL COMPANY | 787.50 | 0.006363620 | 5.01 |
| COMPANY SUPERVISION | MEWBOURNE OIL COMPANY | 1,575.00 | 0.006363620 | 10.02 |
| COMPANY SUPERVISION | MEWBOURNE OIL COMPANY | 525.00 | 0.006363620 | 3.34 |
| COMPRESSOR MAINTENANCE | KODIAK GAS SERVICES LLC | 2,109.89 | 0.006363620 | 13.43 |
| CONTRACT SUPERVISION | TURNCO ENTERPRISES LLC | 1,496.25 | 0.006363620 | 9.52 |
| CONTRACT SUPERVISION | TURNCO ENTERPRISES LLC | 1,197.00 | 0.006363620 | 7.62 |
| CONTRACT SUPERVISION | TURNCO ENTERPRISES LLC | 1,197.00 | 0.006363620 | 7.62 |
| CONTRACT SUPERVISION | TURNCO ENTERPRISES LLC | 1,197.00 | 0.006363620 | 7.62 |
| CONTRACT SUPERVISION | TURNCO ENTERPRISES LLC | 748.13 | 0.006363620 | 4.76 |
| CONTRACT SUPERVISION | TURNCO ENTERPRISES LLC | 748.13 | 0.006363620 | 4.76 |
| CONTRACT SUPERVISION | TURNCO ENTERPRISES LLC | 1,496.25 | 0.006363620 | 9.52 |
| CONTRACT SUPERVISION | TURNCO ENTERPRISES LLC | 1,496.25 | 0.006363620 | 9.52 |
| CONTRACT SUPERVISION | TURNCO ENTERPRISES LLC | 1,496.25 | 0.006363620 | 9.52 |
| CONTRACT SUPERVISION | TURNCO ENTERPRISES LLC | 748.13 | 0.006363620 | 4.76 |
| CONTRACT SUPERVISION | TURNCO ENTERPRISES LLC | 748.13 | 0.006363620 | 4.76 |
| CONTRACT SUPERVISION | TURNCO ENTERPRISES LLC | 1,496.25 | 0.006363620 | 9.52 |
| CONTRACT SUPERVISION | TURNCO ENTERPRISES LLC | 1,496.25 | 0.006363620 | 9.52 |
| CONTRACT SUPERVISION | TURNCO ENTERPRISES LLC | 1,496.25 | 0.006363620 | 9.52 |
| CONTRACT SUPERVISION | TURNCO ENTERPRISES LLC | 748.13 | 0.006363620 | 4.76 |
| CONTRACT SUPERVISION | TURNCO ENTERPRISES LLC | 748.13 | 0.006363620 | 4.76 |
| CONTRACT SUPERVISION | TURNCO ENTERPRISES LLC | 1,496.25 | 0.006363620 | 9.52 |
| CONTRACT SUPERVISION | TURNCO ENTERPRISES LLC | 1,496.25 | 0.006363620 | 9.52 |
| CONTRACT SUPERVISION | TURNCO ENTERPRISES LLC | 748.13 | 0.006363620 | 4.76 |
| CONTRACT SUPERVISION | TURNCO ENTERPRISES LLC | 748.13 | 0.006363620 | 4.76 |
| CONTRACT SUPERVISION | TURNCO ENTERPRISES LLC | 1,496.25 | 0.006363620 | 9.52 |
| CONTRACT SUPERVISION | TURNCO ENTERPRISES LLC | 1,496.25 | 0.006363620 | 9.52 |
| CONTRACT SUPERVISION | TURNCO ENTERPRISES LLC | 66.25 | 0.006363620 | 0.42 |
| CONTRACT SUPERVISION | TURNCO ENTERPRISES LLC | 66.25 | 0.006363620 | 0.42 |
| CONTRACT SUPERVISION | TURNCO ENTERPRISES LLC | 66.25 | 0.006363620 | 0.42 |
| CONTRACT SUPERVISION | TURNCO ENTERPRISES LLC | 1,496.25 | 0.006363620 | 9.52 |
| CONTRACT SUPERVISION | TURNCO ENTERPRISES LLC | 1,496.25 | 0.006363620 | 9.52 |
| CONTRACT SUPERVISION | TURNCO ENTERPRISES LLC | 1,496.25 | 0.006363620 | 9.52 |
| CONTRACT SUPERVISION | D&H TRUCKING | 566.35 | 0.006363620 | 3.60 |
| CONTRACT SUPERVISION | D&H TRUCKING | 418.01 | 0.006363620 | 2.66 |
| EMISSIONS CONTROL EQUIPMENT MAINTENANCE | 7B ROUSTABOUT LLC | 581.25 | 0.006363620 | 3.70 |
| EMISSIONS CONTROL EQUIPMENT MAINTENANCE | K&S OILFIELD SUPPLIES LLC | 91.58 | 0.006363620 | 0.58 |
| EMISSIONS CONTROL EQUIPMENT MAINTENANCE | K&S OILFIELD SUPPLIES LLC | 132.84 | 0.006363620 | 0.85 |
| EMISSIONS CONTROL EQUIPMENT MAINTENANCE | VAPROX LLC | 137.34 | 0.006363620 | 0.87 |
| EMISSIONS CONTROL EQUIPMENT MAINTENANCE | VAPROX LLC | 133.38 | 0.006363620 | 0.85 |
| EMISSIONS CONTROL EQUIPMENT MAINTENANCE | ROLFSON OIL LLC | 239.46 | 0.006363620 | 1.52 |

02-02-2021

021

MEWBOURNE OIL COMPANY

Page 22

TOM M RAGSDALE
400 N SAM HOUSTON PARKWAY EAST
SUITE 601
HOUSTON, TX 77060

INVOICE NO.: 202101-13344

INVOICE DATE: 1-31-2021

OWNER: 035904-1

BILLING FOR: January 2021

| REFERENCE/DESCRIPTION OF CHARGES | | GROSS CHARGES | WORKING INTEREST | NET CHARGE |
|---|-----------------------------|------------------|---------------------|---------------|
| EMISSIONS CONTROL EQUIPMENT MAINTENANCE | AUTOMATED WELLHEAD COM | 190.72 | 0.006363620 | 1.21 |
| EMISSIONS CONTROL EQUIPMENT MAINTENANCE | AUTOMATED WELLHEAD COM | 95.36 | 0.006363620 | 0.61 |
| EMISSIONS CONTROL EQUIPMENT MAINTENANCE | AUTOMATED WELLHEAD COM | 53.24 | 0.006363620 | 0.34 |
| EMISSIONS CONTROL EQUIPMENT MAINTENANCE | AUTOMATED WELLHEAD COM | 231.58 | 0.006363620 | 1.47 |
| LEASE & FACILITY | MEWBOURNE OIL COMPANY | 1,012.50 | 0.006363620 | 6.44 |
| LEASE & FACILITY | MEWBOURNE OIL COMPANY | 1,350.00 | 0.006363620 | 8.59 |
| LEASE & FACILITY | MEWBOURNE OIL COMPANY | 168.75 | 0.006363620 | 1.07 |
| LEASE & FACILITY MAINTENANCE | T&J VALVE | 83.35 | 0.006363620 | 0.53 |
| LEASE & FACILITY MAINTENANCE | T&J VALVE | 40.96 | 0.006363620 | 0.26 |
| LEASE & FACILITY MAINTENANCE | T&J VALVE | 40.96 | 0.006363620 | 0.26 |
| LEASE & FACILITY MAINTENANCE | KEYSTONE PUMP & SUPPLY LI | 121.17 | 0.006363620 | 0.77 |
| LEASE & FACILITY MAINTENANCE | STANDARD OIL FIELD SUPPLY | 114.11 | 0.006363620 | 0.73 |
| LEASE & FACILITY MAINTENANCE | STANDARD OIL FIELD SUPPLY | 8.24 | 0.006363620 | 0.05 |
| LEASE & FACILITY MAINTENANCE | STANDARD OIL FIELD SUPPLY | 17.60 | 0.006363620 | 0.11 |
| LEASE & FACILITY MAINTENANCE | TURNCO ENTERPRISES LLC | 175.00 | 0.006363620 | 1.11 |
| LEASE & FACILITY MAINTENANCE | TURNCO ENTERPRISES LLC | 375.00 | 0.006363620 | 2.39 |
| LEASE & FACILITY MAINTENANCE | TURNCO ENTERPRISES LLC | 400.00 | 0.006363620 | 2.55 |
| LEASE & FACILITY MAINTENANCE | TURNCO ENTERPRISES LLC | 200.00 | 0.006363620 | 1.27 |
| LEASE & FACILITY MAINTENANCE | TURNCO ENTERPRISES LLC | 43.75 | 0.006363620 | 0.28 |
| LEASE & FACILITY MAINTENANCE | TURNCO ENTERPRISES LLC | 66.25 | 0.006363620 | 0.42 |
| LEASE & FACILITY MAINTENANCE | TURNCO ENTERPRISES LLC | 66.25 | 0.006363620 | 0.42 |
| LEASE & FACILITY MAINTENANCE | TURNCO ENTERPRISES LLC | 275.00 | 0.006363620 | 1.75 |
| LEASE & FACILITY MAINTENANCE | TURNCO ENTERPRISES LLC | 150.00 | 0.006363620 | 0.95 |
| LEASE & FACILITY MAINTENANCE | TURNCO ENTERPRISES LLC | 50.00 | 0.006363620 | 0.32 |
| LEASE & FACILITY MAINTENANCE | TURNCO ENTERPRISES LLC | 62.50 | 0.006363620 | 0.40 |
| LEASE & FACILITY MAINTENANCE | TURNCO ENTERPRISES LLC | 200.00 | 0.006363620 | 1.27 |
| LEASE & FACILITY MAINTENANCE | TURNCO ENTERPRISES LLC | 175.00 | 0.006363620 | 1.11 |
| LEASE & FACILITY MAINTENANCE | TURNCO ENTERPRISES LLC | 250.00 | 0.006363620 | 1.59 |
| LEASE & FACILITY MAINTENANCE | TURNCO ENTERPRISES LLC | 325.00 | 0.006363620 | 2.07 |
| LEASE & FACILITY MAINTENANCE | TRINITY OILFIELD SERVICES & | 43.70 | 0.006363620 | 0.28 |
| LEASE & FACILITY MAINTENANCE | TRINITY OILFIELD SERVICES & | 291.39 | 0.006363620 | 1.85 |
| LEASE & FACILITY MAINTENANCE | TRINITY OILFIELD SERVICES & | 466.22 | 0.006363620 | 2.97 |
| LEASE & FACILITY MAINTENANCE | TRINITY OILFIELD SERVICES & | 116.56 | 0.006363620 | 0.74 |
| LEASE & FACILITY MAINTENANCE | TRINITY OILFIELD SERVICES & | 522.23 | 0.006363620 | 3.32 |
| LEASE & FACILITY MAINTENANCE | TRINITY OILFIELD SERVICES & | 174.83 | 0.006363620 | 1.11 |
| LEASE & FACILITY MAINTENANCE | TRINITY OILFIELD SERVICES & | 291.39 | 0.006363620 | 1.85 |
| LEASE & FACILITY MAINTENANCE | TRINITY OILFIELD SERVICES & | 291.39 | 0.006363620 | 1.85 |
| LEASE & FACILITY MAINTENANCE | TRINITY OILFIELD SERVICES & | 349.66 | 0.006363620 | 2.23 |
| LEASE & FACILITY MAINTENANCE | TRINITY OILFIELD SERVICES & | 407.94 | 0.006363620 | 2.60 |
| LEASE & FACILITY MAINTENANCE | TRINITY OILFIELD SERVICES & | 174.83 | 0.006363620 | 1.11 |
| LEASE & FACILITY MAINTENANCE | TRINITY OILFIELD SERVICES & | 87.42 | 0.006363620 | 0.56 |
| LEASE & FACILITY MAINTENANCE | TRINITY OILFIELD SERVICES & | 291.38 | 0.006363620 | 1.85 |

02-02-2021

022

MEWBOURNE OIL COMPANY

Page 23

TOM M RAGSDALE
400 N SAM HOUSTON PARKWAY EAST
SUITE 601
HOUSTON, TX 77060

INVOICE NO.: 202101-13344

INVOICE DATE: 1-31-2021

OWNER: 035904-1

BILLING FOR: January 2021

| REFERENCE/DESCRIPTION OF CHARGES | | GROSS CHARGES | WORKING INTEREST | NET CHARGE |
|------------------------------------|-----------------------------|-------------------|------------------|------------------|
| LEASE & FACILITY MAINTENANCE | TRINITY OILFIELD SERVICES & | 58.27 | 0.006363620 | 0.37 |
| LEASE & FACILITY MAINTENANCE | QATAR LLC | 137.25 | 0.006363620 | 0.87 |
| LEASE & FACILITY MAINTENANCE | QATAR LLC | 64.59 | 0.006363620 | 0.41 |
| MISCELLANEOUS EQUIPMENT RENTAL | MEWBOURNE OIL COMPANY | 5,800.00 | 0.006363620 | 36.91 |
| OVERHEAD-FIXED RATE | MEWBOURNE OIL COMPANY | 800.00 | 0.006363620 | 5.09 |
| PUMPING | MEWBOURNE OIL COMPANY | 850.00 | 0.006363620 | 5.41 |
| PUMPING | MEWBOURNE OIL COMPANY | 850.00 | 0.006363620 | 5.41 |
| RENTAL SERVICES | TFH LTD CO | 200.27 | 0.006363620 | 1.27 |
| RENTAL SERVICES | D&H TRUCKING | 418.02 | 0.006363620 | 2.66 |
| RENTAL SERVICES | KODIAK GAS SERVICES LLC | 3,721.77 | 0.006363620 | 23.68 |
| RENTAL SERVICES | KODIAK GAS SERVICES LLC | 3,715.82 | 0.006363620 | 23.65 |
| SALT WATER DISPOSAL | MEWBOURNE OIL COMPANY | 55,479.60 | 0.006363620 | 353.05 |
| SALT WATER DISPOSAL | TFH LTD CO | 277.72 | 0.006363620 | 1.77 |
| SALT WATER DISPOSAL | TRINITY OILFIELD SERVICES & | 262.24 | 0.006363620 | 1.67 |
| SALT WATER DISPOSAL | TRINITY OILFIELD SERVICES & | 481.33 | 0.006363620 | 3.06 |
| SALT WATER DISPOSAL | NGL WATER SOLUTIONS PERM | 27.55 | 0.006363620 | 0.18 |
| SALT WATER DISPOSAL | NGL WATER SOLUTIONS PERM | 31.78 | 0.006363620 | 0.20 |
| SALT WATER DISPOSAL | NGL WATER SOLUTIONS PERM | 854.47 | 0.006363620 | 5.44 |
| SALT WATER DISPOSAL | NGL WATER SOLUTIONS PERM | 103.31 | 0.006363620 | 0.66 |
| SALT WATER DISPOSAL | NGL WATER SOLUTIONS PERM | 198.68 | 0.006363620 | 1.26 |
| WELL/LEASE INSURANCE | LOCKTON COMPANIES LLC | 1,461.00 | 0.006363620 | 9.30 |
| Total Lease Operating Expense Cost | | 129,649.80 | | 824.98 |
| 72186000-30 SUBTOTAL | | 129,649.80 | 824.98 | |
| PROPERTY 72186000 TOTAL | | 759,238.98 | 4,831.52 | |
| 72186000PREPAYMENTS | | | | -4,831.52 |

PROPERTY: 72310000 72310000-10 IBEX 15/10 B1PA FED COM 2HIntangible Well Cost

| | | | | |
|---------------------------------|-----------------------|----------|-------------|------|
| WELL / LEASE INSURANCE | LOCKTON COMPANIES LLC | 3,598.59 | 0.000539020 | 1.94 |
| Total Intangible Well Cost Cost | | 3,598.59 | | 1.94 |

Tangible Well Cost

| | | | | |
|-------------------------------|---------------------|------------|-------------|-------|
| CASING (8.1" - 10.0") | ENERGY TUBULARS INC | 114,821.40 | 0.000539020 | 61.89 |
| Total Tangible Well Cost Cost | | 114,821.40 | | 61.89 |

72310000-10 SUBTOTAL**118,419.99****63.83****PROPERTY: 72310000 72310000-20 IBEX 15/10 B1PA FED COM 2H**Intangible Well Cost

| | | | | |
|---------------------|-----------------------|----------|-------------|------|
| COMPANY SUPERVISION | MEWBOURNE OIL COMPANY | 1,200.00 | 0.000539020 | 0.65 |
| COMPANY SUPERVISION | MEWBOURNE OIL COMPANY | 2,100.00 | 0.000539020 | 1.13 |
| COMPANY SUPERVISION | MEWBOURNE OIL COMPANY | 2,362.50 | 0.000539020 | 1.27 |
| COMPANY SUPERVISION | MEWBOURNE OIL COMPANY | 2,625.00 | 0.000539020 | 1.41 |
| COMPANY SUPERVISION | MEWBOURNE OIL COMPANY | 550.00 | 0.000539020 | 0.30 |

02-02-2021

023

MEWBOURNE OIL COMPANY

Page 24

TOM M RAGSDALE
400 N SAM HOUSTON PARKWAY EAST
SUITE 601
HOUSTON, TX 77060

INVOICE NO.: 202101-13344

INVOICE DATE: 1-31-2021

OWNER: 035904-1

BILLING FOR: January 2021

| REFERENCE/DESCRIPTION OF CHARGES | | GROSS CHARGES | WORKING INTEREST | NET CHARGE |
|---|-----------------------------|---------------|------------------|------------|
| COMPANY SUPERVISION | MEWBOURNE OIL COMPANY | 2,100.00 | 0.000539020 | 1.13 |
| COMPANY SUPERVISION | MEWBOURNE OIL COMPANY | 525.00 | 0.000539020 | 0.28 |
| COMPANY SUPERVISION | MEWBOURNE OIL COMPANY | 2,100.00 | 0.000539020 | 1.13 |
| COMPANY SUPERVISION | MEWBOURNE OIL COMPANY | 550.00 | 0.000539020 | 0.30 |
| COMPANY SUPERVISION | MEWBOURNE OIL COMPANY | 787.50 | 0.000539020 | 0.42 |
| CONTRACT SERVICES & SUPERVISION | SDS PETROLEUM CONSULTAN | 7,912.50 | 0.000539020 | 4.27 |
| CONTRACT SERVICES & SUPERVISION | SDS PETROLEUM CONSULTAN | 3,165.00 | 0.000539020 | 1.71 |
| CONTRACT SERVICES & SUPERVISION | SDS PETROLEUM CONSULTAN | 3,587.00 | 0.000539020 | 1.93 |
| CONTRACT SERVICES & SUPERVISION | SDS PETROLEUM CONSULTAN | 3,587.00 | 0.000539020 | 1.93 |
| CONTRACT SERVICES & SUPERVISION | SDS PETROLEUM CONSULTAN | 1,793.50 | 0.000539020 | 0.97 |
| EQUIPMENT RENTAL | TRINITY OILFIELD SERVICES & | 7,801.72 | 0.000539020 | 4.21 |
| EQUIPMENT RENTAL | TRINITY OILFIELD SERVICES & | 1,711.74 | 0.000539020 | 0.92 |
| EQUIPMENT RENTAL | TRINITY OILFIELD SERVICES & | 3,112.25 | 0.000539020 | 1.68 |
| FUEL | ROLFSON OIL LLC | 226,892.09 | 0.000539020 | 122.30 |
| HORIZONTAL DRILLOUT SERVICES | MAN WELDING SERVICE | 4,784.43 | 0.000539020 | 2.58 |
| HORIZONTAL DRILLOUT SERVICES | WELL FOAM INC | 29,936.82 | 0.000539020 | 16.14 |
| HORIZONTAL DRILLOUT SERVICES | SWABCO INC | 770.15 | 0.000539020 | 0.42 |
| HORIZONTAL DRILLOUT SERVICES | LESLIE CRAIG | 3,195.80 | 0.000539020 | 1.72 |
| HORIZONTAL DRILLOUT SERVICES | TRINITY OILFIELD SERVICES & | 3,041.04 | 0.000539020 | 1.64 |
| HORIZONTAL DRILLOUT SERVICES | ACCELERATED WATER RESOL | 3,348.58 | 0.000539020 | 1.80 |
| HORIZONTAL DRILLOUT SERVICES | SARGE TRUCKING SERVICES, I | 4,346.19 | 0.000539020 | 2.34 |
| LOCATION / RESTORATION | DUKE OILFIELD SERVICES LLC | 274.30 | 0.000539020 | 0.15 |
| LOCATION / RESTORATION | DUKE OILFIELD SERVICES LLC | 1,055.00 | 0.000539020 | 0.57 |
| LOCATION / RESTORATION | DUKE OILFIELD SERVICES LLC | 1,055.00 | 0.000539020 | 0.57 |
| LOCATION / RESTORATION | DUKE OILFIELD SERVICES LLC | 274.30 | 0.000539020 | 0.15 |
| LOCATION / RESTORATION | TRINITY OILFIELD SERVICES & | 617.17 | 0.000539020 | 0.33 |
| LOCATION / RESTORATION | TRINITY OILFIELD SERVICES & | 655.34 | 0.000539020 | 0.35 |
| LOCATION / RESTORATION | AMERICAWEST ENERGY SERV | 375.00 | 0.000539020 | 0.20 |
| LOCATION / RESTORATION | SUNDANCE SERVICES WEST IN | 697.53 | 0.000539020 | 0.38 |
| LOCATION / RESTORATION | SUNDANCE SERVICES WEST IN | 517.78 | 0.000539020 | 0.28 |
| LOCATION / RESTORATION | SUNDANCE SERVICES WEST IN | 555.34 | 0.000539020 | 0.30 |
| LOCATION / RESTORATION | NORTHERN DELAWARE BASIN | 105.50 | 0.000539020 | 0.06 |
| LOCATION / RESTORATION | NORTHERN DELAWARE BASIN | 601.35 | 0.000539020 | 0.32 |
| LOGGING & WIRELINE SERVICES | KLX ENERGY SERVICES LLC | 34,627.10 | 0.000539020 | 18.66 |
| MISC. AIR & PUMPING SERVICES | JES ENERGY LLC | 949.50 | 0.000539020 | 0.51 |
| OVERHEAD FIXED RATE | MEWBOURNE OIL COMPANY | 7,958.82 | 0.000539020 | 4.29 |
| OVERHEAD FIXED RATE | MEWBOURNE OIL COMPANY | 13,182.98 | 0.000539020 | 7.11 |
| PIPELINE INTERCONNECT / ROW / EASEMENTS | STATE OF NEW MEXICO | 16,413.38 | 0.000539020 | 8.85 |
| REGULATORY PERMITS & SURVEYS | RRC SURVEYING LLC | 568.01 | 0.000539020 | 0.31 |
| STIMULATION | CUDD PUMPING SERVICES INC | 57,087.55 | 0.000539020 | 30.77 |
| STIMULATION | WELL FOAM INC | 29,693.88 | 0.000539020 | 16.01 |
| STIMULATION | UNIVERSAL PRESSURE PUMPI | 763,866.59 | 0.000539020 | 411.74 |

02-02-2021

024

MEWBOURNE OIL COMPANY

Page 25

TOM M RAGSDALE
400 N SAM HOUSTON PARKWAY EAST
SUITE 601
HOUSTON, TX 77060

INVOICE NO.: 202101-13344

INVOICE DATE: 1-31-2021

OWNER: 035904-1

BILLING FOR: January 2021

| REFERENCE/DESCRIPTION OF CHARGES | | GROSS CHARGES | WORKING INTEREST | NET CHARGE |
|---|------------------------------|---------------|------------------|------------|
| STIMULATION RENTALS & OTHER | OIL STATES ENERGY SERVICE | 39,038.22 | 0.000539020 | 21.04 |
| STIMULATION RENTALS & OTHER | LESLIE CRAIG | 4,148.24 | 0.000539020 | 2.24 |
| STIMULATION RENTALS & OTHER | LESLIE CRAIG | 1,141.67 | 0.000539020 | 0.62 |
| STIMULATION RENTALS & OTHER | LESLIE CRAIG | 875.69 | 0.000539020 | 0.47 |
| STIMULATION RENTALS & OTHER | LESLIE CRAIG | 105.13 | 0.000539020 | 0.06 |
| STIMULATION RENTALS & OTHER | TRINITY OILFIELD SERVICES & | 542.54 | 0.000539020 | 0.29 |
| STIMULATION RENTALS & OTHER | TANMAR RENTALS LLC | 57.82 | 0.000539020 | 0.03 |
| STIMULATION RENTALS & OTHER | TANMAR RENTALS LLC | 780.55 | 0.000539020 | 0.42 |
| WATER AND OTHER | QATAR LLC | 1,340.18 | 0.000539020 | 0.72 |
| WELDING / CONSTRUCTION / MAINT. SERVICES | MEWBOURNE OIL COMPANY | 337.50 | 0.000539020 | 0.18 |
| Total Intangible Well Cost Cost | | 1,303,384.77 | | 702.56 |
| <u>Equipment Beyond Wellhead</u> | | | | |
| AUTOMATION METERING EQUIPMENT | TANKLOGIX LLC | 10,106.07 | 0.000539020 | 5.45 |
| AUTOMATION METERING EQUIPMENT | SCHNEIDER ELECTRIC SYSTEM | 2,675.08 | 0.000539020 | 1.44 |
| ELECTRICAL INSTALLATIONS | INGRAM PROFESSIONAL SERV | 21,437.46 | 0.000539020 | 11.56 |
| ELECTRICAL INSTALLATIONS | INGRAM PROFESSIONAL SERV | 62,488.04 | 0.000539020 | 33.68 |
| ELECTRICAL INSTALLATIONS | INGRAM PROFESSIONAL SERV | 48,745.67 | 0.000539020 | 26.27 |
| FITTINGS / VALVES & ACCESSORIES | K&S OILFIELD SUPPLIES LLC | 616.35 | 0.000539020 | 0.33 |
| FITTINGS / VALVES & ACCESSORIES | EP&S LLC | 2,586.97 | 0.000539020 | 1.39 |
| FITTINGS / VALVES & ACCESSORIES | EP&S LLC | 1,278.94 | 0.000539020 | 0.69 |
| PIPE LINE CONSTRUCTION | NMR PIPELINE LLC | 109,149.77 | 0.000539020 | 58.83 |
| PIPE LINE CONSTRUCTION | TURNCO ENTERPRISES LLC | 380.00 | 0.000539020 | 0.20 |
| PIPE LINE CONSTRUCTION | LEGACY SAFETY AND CONSULTING | 1,055.00 | 0.000539020 | 0.57 |
| PIPE LINE CONSTRUCTION | LEGACY SAFETY AND CONSULTING | 527.50 | 0.000539020 | 0.28 |
| PRODUCTION EQUIP INSTALLATION | CUSTOM WELDING OF HOBBS | 837.40 | 0.000539020 | 0.45 |
| PRODUCTION EQUIP INSTALLATION | CUSTOM WELDING OF HOBBS | 358.08 | 0.000539020 | 0.19 |
| PRODUCTION EQUIP INSTALLATION | TRINITY OILFIELD SERVICES & | 8,059.54 | 0.000539020 | 4.34 |
| PRODUCTION EQUIP INSTALLATION | TRINITY OILFIELD SERVICES & | 2,435.42 | 0.000539020 | 1.31 |
| PRODUCTION EQUIP INSTALLATION | TRINITY OILFIELD SERVICES & | 15,244.19 | 0.000539020 | 8.22 |
| PRODUCTION EQUIP INSTALLATION | TRINITY OILFIELD SERVICES & | 1,582.50 | 0.000539020 | 0.85 |
| PRODUCTION EQUIP INSTALLATION | TRINITY OILFIELD SERVICES & | 8,232.95 | 0.000539020 | 4.44 |
| PRODUCTION EQUIP INSTALLATION | TRINITY OILFIELD SERVICES & | 2,822.12 | 0.000539020 | 1.52 |
| PRODUCTION EQUIP INSTALLATION | TRINITY OILFIELD SERVICES & | 3,613.37 | 0.000539020 | 1.95 |
| PRODUCTION EQUIP INSTALLATION | TRINITY OILFIELD SERVICES & | 2,252.41 | 0.000539020 | 1.21 |
| PRODUCTION EQUIP INSTALLATION | TRINITY OILFIELD SERVICES & | 253.20 | 0.000539020 | 0.14 |
| Total Equipment Beyond Wellhead Cost | | 306,738.03 | | 165.31 |
| 72310000-20 SUBTOTAL | | 1,610,122.80 | 867.87 | |
| PROPERTY: 72310000 72310000-30 IBEX 15/10 B1PA FED COM 2H | | | | |
| <u>Lease Operating Expense</u> | | | | |
| AUTOMATION MAINTENANCE | INGRAM PROFESSIONAL SERV | 548.33 | 0.000539020 | 0.30 |
| AUTOMATION MAINTENANCE | INGRAM PROFESSIONAL SERV | 4,572.91 | 0.000539020 | 2.46 |

02-02-2021

025

MEWBOURNE OIL COMPANY

Page 26

TOM M RAGSDALE
400 N SAM HOUSTON PARKWAY EAST
SUITE 601
HOUSTON, TX 77060

INVOICE NO.: 202101-13344

INVOICE DATE: 1-31-2021

OWNER: 035904-1

BILLING FOR: January 2021

| REFERENCE/DESCRIPTION OF CHARGES | | GROSS CHARGES | WORKING INTEREST | NET CHARGE |
|---|-----------------------------|------------------|---------------------|---------------|
| AUTOMATION MAINTENANCE | TANKLOGIX LLC | 1,319.20 | 0.000539020 | 0.71 |
| COMPANY SUPERVISION | MEWBOURNE OIL COMPANY | 1,575.00 | 0.000539020 | 0.85 |
| COMPANY SUPERVISION | MEWBOURNE OIL COMPANY | 1,575.00 | 0.000539020 | 0.85 |
| EMISSIONS CONTROL EQUIPMENT MAINTENANCE | K&S OILFIELD SUPPLIES LLC | 568.88 | 0.000539020 | 0.31 |
| EMISSIONS CONTROL EQUIPMENT MAINTENANCE | VAPROX LLC | 464.64 | 0.000539020 | 0.25 |
| EMISSIONS CONTROL EQUIPMENT MAINTENANCE | AUTOMATED WELLHEAD COM | 174.07 | 0.000539020 | 0.09 |
| GATHERING/TREATING/DEHYDRATION | INDIAN FIRE & SAFETY, A DXF | 320.44 | 0.000539020 | 0.17 |
| GATHERING/TREATING/DEHYDRATION | LEGACY SAFETY AND CONSUM | 20,108.05 | 0.000539020 | 10.84 |
| LEASE & FACILITY | MEWBOURNE OIL COMPANY | 1,073.25 | 0.000539020 | 0.58 |
| LEASE & FACILITY | MEWBOURNE OIL COMPANY | 560.25 | 0.000539020 | 0.30 |
| LEASE & FACILITY MAINTENANCE | GARNER PUMP & SUPPLY INC | 26.95 | 0.000539020 | 0.01 |
| LEASE & FACILITY MAINTENANCE | GARNER PUMP & SUPPLY INC | 14.93 | 0.000539020 | 0.01 |
| LEASE & FACILITY MAINTENANCE | HR COMPRESSION & SERVICE | 220.23 | 0.000539020 | 0.12 |
| LEASE & FACILITY MAINTENANCE | TURNCO ENTERPRISES LLC | 142.50 | 0.000539020 | 0.08 |
| LEASE & FACILITY MAINTENANCE | EP&S LLC | 4,020.38 | 0.000539020 | 2.17 |
| LEASE & FACILITY MAINTENANCE | EP&S LLC | 97.04 | 0.000539020 | 0.05 |
| LEASE & FACILITY MAINTENANCE | EP&S LLC | 1,082.58 | 0.000539020 | 0.58 |
| LEASE & FACILITY MAINTENANCE | EP&S LLC | 568.86 | 0.000539020 | 0.31 |
| MISCELLANEOUS EQUIPMENT RENTAL | MEWBOURNE OIL COMPANY | 23.52 | 0.000539020 | 0.01 |
| OVERHEAD-FIXED RATE | MEWBOURNE OIL COMPANY | 881.16 | 0.000539020 | 0.47 |
| PRIME MOVER / PUMP MAINTENANCE | HR COMPRESSION & SERVICE | 301.57 | 0.000539020 | 0.16 |
| PUMPING | MEWBOURNE OIL COMPANY | 850.00 | 0.000539020 | 0.46 |
| PUMPING | MEWBOURNE OIL COMPANY | 850.00 | 0.000539020 | 0.46 |
| SALT WATER DISPOSAL | TRINITY OILFIELD SERVICES & | 1,065.55 | 0.000539020 | 0.57 |
| SALT WATER DISPOSAL | JES ENERGY LLC | 807.07 | 0.000539020 | 0.44 |
| SALT WATER DISPOSAL | MILESTONE ENVIRONMENTAL | 31.25 | 0.000539020 | 0.02 |
| SALT WATER DISPOSAL | SARGE TRUCKING SERVICES, I | 6,519.30 | 0.000539020 | 3.51 |
| SALT WATER DISPOSAL | SARGE TRUCKING SERVICES, I | 5,025.71 | 0.000539020 | 2.71 |
| WELL EQUIPMENT-SURFACE | K&S OILFIELD SUPPLIES LLC | 2,112.68 | 0.000539020 | 1.14 |
| WELL EQUIPMENT-SURFACE | TURNCO ENTERPRISES LLC | 237.50 | 0.000539020 | 0.13 |
| WELL EQUIPMENT-SURFACE | TURNCO ENTERPRISES LLC | 285.00 | 0.000539020 | 0.15 |
| Total Lease Operating Expense Cost | | 58,023.80 | | 31.27 |
| 72310000-30 SUBTOTAL | | 58,023.80 | | 31.27 |
| PROPERTY 72310000 TOTAL | | 1,786,566.59 | | 962.97 |

02-02-2021

026

MEWBOURNE OIL COMPANY

MEWBOURNE OIL COMPANY
P O BOX 7698
TYLER, TX 75711-7698

SIANA OIL & GAS CO, LLC
TOM M RAGSDALE
400 N SAM HOUSTON PKWY EAST, STE 601
HOUSTON, TX 77060

INVOICE NO.: 202102-15249
INVOICE DATE: 2-28-2021
OWNER: 035904-1
BILLING FOR: February 2021

BALANCE FORWARD

21,438.21

| CURRENT PERIOD ADJUSTMENT | | | | | AMOUNT | | | |
|--|--|--|--|--|------------|--------------|--------------|-------------|
| NETTING FROM REVENUE | | | | | | | | |
| INVOICE #: 202101-13344 INVOICE DATE: 02/11/2021 | | | | | -21,438.21 | | | |
| TOTAL CURRENT PERIOD ADJUSTMENT | | | | | -21,438.21 | | | |
| CURRENT CHARGES | | | | | GROSS | INTEREST | NET | |
| 62390000 - PRONGHORN 15 B3BO FED COM 1H | | | | | TIER: 30 | 35.643.75 | 0.0683747500 | 2.437.17 |
| 62391000 - PRONGHORN 15 B3CN FED COM 1H | | | | | TIER: 30 | 18.386.75 | 0.0683747500 | 1.257.20 |
| 62392000 - PRONGHORN 15 B3DM FED COM 1H | | | | | TIER: 30 | 16.957.64 | 0.0683747500 | 1.159.49 |
| 62774000 - IBEX 10 B3MD FED COM 1H | | | | | TIER: 20 | -14.420.25 | 0.0527536400 | -760.72 |
| 62774000 - IBEX 10 B3MD FED COM 1H | | | | | TIER: 20 | 14.420.25 | 0.0519088600 | 748.54 |
| 62774000 - IBEX 10 B3MD FED COM 1H | | | | | TIER: 30 | 63.381.61 | 0.0527536400 | 3.343.59 |
| 62774000 - IBEX 10 B3MD FED COM 1H | | | | | TIER: 30 | -36.134.04 | 0.0519088600 | -1.875.71 |
| 62775000 - IBEX 10 B3NC FED COM 1H | | | | | TIER: 30 | 74.513.10 | 0.0527536400 | 3.930.81 |
| 62775000 - IBEX 10 B3NC FED COM 1H | | | | | TIER: 30 | -52.148.19 | 0.0519088600 | -2.706.98 |
| 62775000 - IBEX 10 B3NC FED COM 1H | | | | | TIER: 9120 | 14.420.25 | 0.0519088600 | 748.54 |
| 62775000 - IBEX 10 B3NC FED COM 1H | | | | | TIER: 9220 | -14.420.25 | 0.0527536400 | -760.72 |
| 62776000 - IBEX 10 B3OB FED COM 1H | | | | | TIER: 20 | -14.420.25 | 0.0322507100 | -465.06 |
| 62776000 - IBEX 10 B3OB FED COM 1H | | | | | TIER: 30 | 30.216.52 | 0.0322507100 | 974.48 |
| 62776000 - IBEX 10 B3OB FED COM 1H | | | | | TIER: 9222 | 16.575.00 | 0.0011575100 | 19.19 |
| 62776000 - IBEX 10 B3OB FED COM 1H | | | | | TIER: 9232 | 45.249.67 | 0.0011575100 | 52.41 |
| 62906000 - GAZELLE 22 B2MD FED COM 2H | | | | | TIER: 30 | 32.755.18 | 0.1969919400 | 6.452.54 |
| 62915000 - CREEDENCE 21/16 W0ED ST COM 2H | | | | | TIER: 20 | 93.414.50 | 0.0063636200 | 594.45 |
| 62915000 - CREEDENCE 21/16 W0ED ST COM 2H | | | | | TIER: 30 | 89.376.24 | 0.0063636200 | 568.80 |
| 62916000 - CREEDENCE 21/16 W1ED ST COM 1H | | | | | TIER: 20 | 3.100.66 | 0.0063636200 | 19.73 |
| 62916000 - CREEDENCE 21/16 W1ED ST COM 1H | | | | | TIER: 30 | 82.693.84 | 0.0063636200 | 526.28 |
| 62948000 - INLAND 26/23 B2PI STATE COM 1H | | | | | TIER: 10 | 2,392,362.22 | 0.1000000000 | 239,236.23 |
| 62948000 - INLAND 26/23 B2PI STATE COM 1H | | | | | TIER: 20 | 783.386.17 | 0.1000000000 | 78,338.62 |
| 62948000 - INLAND 26/23 B2PI STATE COM 1H | | | | | TIER: 30 | 1.651.00 | 0.1000000000 | 165.10 |
| 62958000 - GAZELLE 22 B3MD FED COM 1H | | | | | TIER: 30 | 33,358.06 | 0.1969919400 | 6,571.28 |
| 72076000 - INLAND 26/23 B2OJ STATE COM 1H | | | | | TIER: 10 | 2,351,060.60 | 0.1000000000 | 235,106.04 |
| 72076000 - INLAND 26/23 B2OJ STATE COM 1H | | | | | TIER: 20 | 798,984.52 | 0.1000000000 | 79,898.48 |
| 72076000 - INLAND 26/23 B2OJ STATE COM 1H | | | | | TIER: 30 | 1,476.00 | 0.1000000000 | 147.60 |
| 72185000 - CREEDENCE 21/16 W0FC ST COM 4H | | | | | TIER: 20 | 2,494.15 | 0.0063636200 | 15.87 |
| 72185000 - CREEDENCE 21/16 W0FC ST COM 4H | | | | | TIER: 30 | 102,799.73 | 0.0063636200 | 654.17 |
| 72186000 - CREEDENCE 21/16 W1FC ST COM 3H | | | | | TIER: 20 | 2,225.87 | 0.0063636200 | 14.16 |
| 72186000 - CREEDENCE 21/16 W1FC ST COM 3H | | | | | TIER: 30 | 104,926.75 | 0.0063636200 | 667.70 |
| 72310000 - IBEX 15/10 B1PA FED COM 2H | | | | | TIER: 20 | 397,555.91 | 0.0005390200 | 214.31 |
| 72310000 - IBEX 15/10 B1PA FED COM 2H | | | | | TIER: 30 | 105,632.53 | 0.0005390200 | 56.92 |
| 72580000 - OXY BYPASS 16 STATE 1 | | | | | TIER: 9230 | 180.97 | 0.1260000000 | 22.80 |
| TOTAL CURRENT CHARGES | | | | | | 7,577,656.46 | | 657,373.31 |
| APPLIED ADVANCES | | | | | | | | |
| 62948000 - INLAND 26/23 B2PI STATE COM 1H | | | | | | | | -317,739.95 |
| 72076000 - INLAND 26/23 B2OJ STATE COM 1H | | | | | | | | -315,152.12 |
| 72185000 - CREEDENCE 21/16 W0FC ST COM 4H | | | | | | | | -670.04 |

MEWBOURNE OIL COMPANY

Page 2

SIANA OIL & GAS CO, LLC
TOM M RAGSDALE
400 N SAM HOUSTON PKWY EAST, STE 601
HOUSTON, TX 77060

INVOICE NO.: 202102-15249
INVOICE DATE: 2-28-2021
OWNER: 035904-1
BILLING FOR: February 2021

| | |
|---|--------------------|
| 72186000 - CREEDENCE 21/16 W1FC ST COM 3H | -681.86 |
| APPLIED ADVANCES TOTAL | -634,243.97 |

| | |
|----------------------|------------------|
| INVOICE TOTAL | 23,129.34 |
|----------------------|------------------|

| | |
|----------------------------|------------------|
| OUTSTANDING BALANCE | 23,129.34 |
|----------------------------|------------------|

PLEASE INDICATE INVOICE# 202102-15249
AND ACCOUNT# 035904-1
ON REMITTANCE
PAYMENT DUE 15 DAYS AFTER RECEIPT OF INVOICE PAYABLE IN US DOLLARS

FOR INQUIRIES, PLEASE CONTACT (903) 561-2900

Netted Owner

02-28-2021

028

MEWBOURNE OIL COMPANY

Page 3

SIANA OIL & GAS CO, LLC
TOM M RAGSDALE
400 N SAM HOUSTON PKWY EAST, STE 601
HOUSTON, TX 77060

INVOICE NO.: 202102-15249
INVOICE DATE: 2-28-2021
OWNER: 035904-1
BILLING FOR: February 2021

| REFERENCE/DESCRIPTION OF CHARGES | | GROSS CHARGES | WORKING INTEREST | NET CHARGE |
|--|-----------------------------|------------------|---------------------|---------------|
| PROPERTY: 62390000 62390000-30 PRONGHORN 15 B3BO FED COM 1H | | | | |
| <u>Lease Operating Expense</u> | | | | |
| CHEMICALS-OIL TREATING | PRO-KEM INC | 95.19 | 0.068374750 | 6.51 |
| COMPANY SUPERVISION | MEWBOURNE OIL COMPANY | 287.50 | 0.068374750 | 19.66 |
| EMISSIONS CONTROL EQUIPMENT MAINTENANCE | G&A FABRICATION LLC | 367.72 | 0.068374750 | 25.14 |
| EMISSIONS CONTROL EQUIPMENT MAINTENANCE | G&A FABRICATION LLC | 152.36 | 0.068374750 | 10.42 |
| FUEL/ POWER / ELECTRICAL | XCEL ENERGY | 2,894.64 | 0.068374750 | 197.93 |
| GATHERING/TREATING/DEHYDRATION | PRO-KEM INC | 402.19 | 0.068374750 | 27.50 |
| LEASE & FACILITY | MEWBOURNE OIL COMPANY | 700.00 | 0.068374750 | 47.86 |
| LEASE & FACILITY | MEWBOURNE OIL COMPANY | 175.00 | 0.068374750 | 11.96 |
| LEASE & FACILITY | MEWBOURNE OIL COMPANY | 581.00 | 0.068374750 | 39.73 |
| LEASE & FACILITY MAINTENANCE | GARNER PUMP & SUPPLY INC | 28.84 | 0.068374750 | 1.98 |
| LEASE & FACILITY MAINTENANCE | GARNER PUMP & SUPPLY INC | 0.78 | 0.068374750 | 0.05 |
| LEASE & FACILITY MAINTENANCE | TURNCO ENTERPRISES LLC | 13.14 | 0.068374750 | 0.90 |
| LEASE & FACILITY MAINTENANCE | TURNCO ENTERPRISES LLC | 24.14 | 0.068374750 | 1.65 |
| LEASE & FACILITY MAINTENANCE | TURNCO ENTERPRISES LLC | 300.00 | 0.068374750 | 20.51 |
| LEASE & FACILITY MAINTENANCE | TURNCO ENTERPRISES LLC | 150.00 | 0.068374750 | 10.26 |
| LEASE & FACILITY MAINTENANCE | TURNCO ENTERPRISES LLC | 32.85 | 0.068374750 | 2.25 |
| LEASE & FACILITY MAINTENANCE | TURNCO ENTERPRISES LLC | 100.00 | 0.068374750 | 6.84 |
| LEASE & FACILITY MAINTENANCE | TURNCO ENTERPRISES LLC | 42.86 | 0.068374750 | 2.93 |
| LEASE & FACILITY MAINTENANCE | TURNCO ENTERPRISES LLC | 118.28 | 0.068374750 | 8.09 |
| LEASE & FACILITY MAINTENANCE | TURNCO ENTERPRISES LLC | 78.86 | 0.068374750 | 5.39 |
| LEASE & FACILITY MAINTENANCE | INGRAM PROFESSIONAL SERV | 2,068.40 | 0.068374750 | 141.43 |
| LEASE & FACILITY MAINTENANCE | H-M TRUCKING LLC | 215.79 | 0.068374750 | 14.76 |
| LEASE & FACILITY MAINTENANCE | H-M TRUCKING LLC | 893.38 | 0.068374750 | 61.08 |
| MISCELLANEOUS EQUIPMENT RENTAL | MEWBOURNE OIL COMPANY | 243.04 | 0.068374750 | 16.62 |
| OVERHEAD-FIXED RATE | MEWBOURNE OIL COMPANY | 856.29 | 0.068374750 | 58.55 |
| PUMPING | MEWBOURNE OIL COMPANY | 850.00 | 0.068374750 | 58.12 |
| PUMPING | MEWBOURNE OIL COMPANY | 425.00 | 0.068374750 | 29.06 |
| SALT WATER DISPOSAL | OWL SWD OPERATING LLC | 14,450.63 | 0.068374750 | 988.06 |
| SALT WATER DISPOSAL | OWL SWD OPERATING LLC | 8,534.11 | 0.068374750 | 583.52 |
| SALT WATER DISPOSAL | LIMESTONE BASIN PROPERTIE | 561.76 | 0.068374750 | 38.41 |
| Total Lease Operating Expense Cost | | 35,643.75 | | 2,437.17 |
| 62390000-30 SUBTOTAL | | 35,643.75 | 2,437.17 | |
| PROPERTY 62390000 TOTAL | | 35,643.75 | 2,437.17 | |
| PROPERTY: 62391000 62391000-30 PRONGHORN 15 B3CN FED COM 1H | | | | |
| <u>Lease Operating Expense</u> | | | | |
| COMPANY SUPERVISION | MEWBOURNE OIL COMPANY | 379.50 | 0.068374750 | 25.95 |
| COMPANY SUPERVISION | MEWBOURNE OIL COMPANY | 287.50 | 0.068374750 | 19.66 |
| COMPANY SUPERVISION | MEWBOURNE OIL COMPANY | 575.00 | 0.068374750 | 39.32 |
| COMPRESSOR MAINTENANCE | TRINITY OILFIELD SERVICES & | 205.73 | 0.068374750 | 14.07 |

02-28-2021

029

MEWBOURNE OIL COMPANY

Page 4

SIANA OIL & GAS CO, LLC
TOM M RAGSDALE
400 N SAM HOUSTON PKWY EAST, STE 601
HOUSTON, TX 77060

INVOICE NO.: 202102-15249
INVOICE DATE: 2-28-2021
OWNER: 035904-1
BILLING FOR: February 2021

| REFERENCE/DESCRIPTION OF CHARGES | | GROSS CHARGES | WORKING INTEREST | NET CHARGE |
|---|---------------------------|------------------|------------------|-----------------|
| EMISSIONS CONTROL EQUIPMENT MAINTENANCE | GARNER PUMP & SUPPLY INC | 427.78 | 0.068374750 | 29.24 |
| EMISSIONS CONTROL EQUIPMENT MAINTENANCE | G&A FABRICATION LLC | 220.77 | 0.068374750 | 15.09 |
| FUEL/ POWER / ELECTRICAL | XCEL ENERGY | 156.77 | 0.068374750 | 10.72 |
| LEASE & FACILITY | MEWBOURNE OIL COMPANY | 700.00 | 0.068374750 | 47.86 |
| LEASE & FACILITY | MEWBOURNE OIL COMPANY | 175.00 | 0.068374750 | 11.97 |
| LEASE & FACILITY | MEWBOURNE OIL COMPANY | 175.00 | 0.068374750 | 11.97 |
| LEASE & FACILITY MAINTENANCE | GARNER PUMP & SUPPLY INC | 0.78 | 0.068374750 | 0.05 |
| LEASE & FACILITY MAINTENANCE | TURNCO ENTERPRISES LLC | 13.14 | 0.068374750 | 0.90 |
| LEASE & FACILITY MAINTENANCE | TURNCO ENTERPRISES LLC | 24.14 | 0.068374750 | 1.65 |
| LEASE & FACILITY MAINTENANCE | TURNCO ENTERPRISES LLC | 150.00 | 0.068374750 | 10.26 |
| LEASE & FACILITY MAINTENANCE | TURNCO ENTERPRISES LLC | 32.86 | 0.068374750 | 2.25 |
| LEASE & FACILITY MAINTENANCE | TURNCO ENTERPRISES LLC | 42.86 | 0.068374750 | 2.93 |
| LEASE & FACILITY MAINTENANCE | TURNCO ENTERPRISES LLC | 118.29 | 0.068374750 | 8.09 |
| LEASE & FACILITY MAINTENANCE | TURNCO ENTERPRISES LLC | 78.86 | 0.068374750 | 5.39 |
| MISCELLANEOUS EQUIPMENT RENTAL | MEWBOURNE OIL COMPANY | 243.04 | 0.068374750 | 16.62 |
| OVERHEAD-FIXED RATE | MEWBOURNE OIL COMPANY | 856.29 | 0.068374750 | 58.55 |
| PUMPING | MEWBOURNE OIL COMPANY | 850.00 | 0.068374750 | 58.12 |
| PUMPING | MEWBOURNE OIL COMPANY | 212.50 | 0.068374750 | 14.53 |
| RENTAL SERVICES | KODIAK GAS SERVICES LLC | 6,012.51 | 0.068374750 | 411.10 |
| SALT WATER DISPOSAL | OWL SWD OPERATING LLC | 3,458.46 | 0.068374750 | 236.47 |
| SALT WATER DISPOSAL | OWL SWD OPERATING LLC | 2,735.32 | 0.068374750 | 187.03 |
| SALT WATER DISPOSAL | LIMESTONE BASIN PROPERTIE | 180.07 | 0.068374750 | 12.31 |
| SITE RESTORATION & EXCAVATION | SUNDANCE SERVICES WEST IN | 74.58 | 0.068374750 | 5.10 |
| Total Lease Operating Expense Cost | | 18,386.75 | | 1,257.20 |
| 62391000-30 SUBTOTAL | | 18,386.75 | | 1,257.20 |
| PROPERTY 62391000 TOTAL | | 18,386.75 | | 1,257.20 |

PROPERTY: 62392000 62392000-30 PRONGHORN 15 B3DM FED COM 1HLease Operating Expense

| | | | | |
|---|--------------------------|----------|-------------|--------|
| EMISSIONS CONTROL EQUIPMENT MAINTENANCE | GARNER PUMP & SUPPLY INC | 427.79 | 0.068374750 | 29.25 |
| EMISSIONS CONTROL EQUIPMENT MAINTENANCE | G&A FABRICATION LLC | 220.79 | 0.068374750 | 15.09 |
| FUEL/ POWER / ELECTRICAL | XCEL ENERGY | 2,643.65 | 0.068374750 | 180.76 |
| LEASE & FACILITY | MEWBOURNE OIL COMPANY | 350.00 | 0.068374750 | 23.93 |
| LEASE & FACILITY | MEWBOURNE OIL COMPANY | 175.00 | 0.068374750 | 11.97 |
| LEASE & FACILITY | MEWBOURNE OIL COMPANY | 588.00 | 0.068374750 | 40.20 |
| LEASE & FACILITY MAINTENANCE | GARNER PUMP & SUPPLY INC | 0.78 | 0.068374750 | 0.05 |
| LEASE & FACILITY MAINTENANCE | TURNCO ENTERPRISES LLC | 13.14 | 0.068374750 | 0.90 |
| LEASE & FACILITY MAINTENANCE | TURNCO ENTERPRISES LLC | 24.14 | 0.068374750 | 1.65 |
| LEASE & FACILITY MAINTENANCE | TURNCO ENTERPRISES LLC | 150.00 | 0.068374750 | 10.26 |
| LEASE & FACILITY MAINTENANCE | TURNCO ENTERPRISES LLC | 800.00 | 0.068374750 | 54.70 |
| LEASE & FACILITY MAINTENANCE | TURNCO ENTERPRISES LLC | 2,007.76 | 0.068374750 | 137.28 |
| LEASE & FACILITY MAINTENANCE | TURNCO ENTERPRISES LLC | 32.85 | 0.068374750 | 2.25 |

02-28-2021

030

MEWBOURNE OIL COMPANY

Page 5

SIANA OIL & GAS CO, LLC
TOM M RAGSDALE
400 N SAM HOUSTON PKWY EAST, STE 601
HOUSTON, TX 77060

INVOICE NO.: 202102-15249
INVOICE DATE: 2-28-2021
OWNER: 035904-1
BILLING FOR: February 2021

| REFERENCE/DESCRIPTION OF CHARGES | | GROSS CHARGES | WORKING INTEREST | NET CHARGE |
|------------------------------------|---------------------------|---------------|------------------|------------|
| LEASE & FACILITY MAINTENANCE | TURNCO ENTERPRISES LLC | 42.86 | 0.068374750 | 2.93 |
| LEASE & FACILITY MAINTENANCE | TURNCO ENTERPRISES LLC | 118.28 | 0.068374750 | 8.09 |
| LEASE & FACILITY MAINTENANCE | TURNCO ENTERPRISES LLC | 78.86 | 0.068374750 | 5.39 |
| MISCELLANEOUS EQUIPMENT RENTAL | MEWBOURNE OIL COMPANY | 243.04 | 0.068374750 | 16.62 |
| OVERHEAD-FIXED RATE | MEWBOURNE OIL COMPANY | 856.32 | 0.068374750 | 58.55 |
| PUMPING | MEWBOURNE OIL COMPANY | 850.00 | 0.068374750 | 58.12 |
| PUMPING | MEWBOURNE OIL COMPANY | 212.50 | 0.068374750 | 14.53 |
| SALT WATER DISPOSAL | OWL SWD OPERATING LLC | 4,173.24 | 0.068374750 | 285.35 |
| SALT WATER DISPOSAL | OWL SWD OPERATING LLC | 2,696.58 | 0.068374750 | 184.38 |
| SALT WATER DISPOSAL | LIMESTONE BASIN PROPERTIE | 177.48 | 0.068374750 | 12.14 |
| SITE RESTORATION & EXCAVATION | SUNDANCE SERVICES WEST I | 74.58 | 0.068374750 | 5.10 |
| Total Lease Operating Expense Cost | | 16,957.64 | | 1,159.49 |

62392000-30 SUBTOTAL

16,957.64

1,159.49

PROPERTY 62392000 TOTAL

16,957.64

1,159.49

PROPERTY: 62774000 62774000-20 IBEX 10 B3MD FED COM 1H

Tangible Well Cost

| | | | | |
|-------------------------------|-----------------------|------------|-------------|---------|
| DRILLING HEAD | MEWBOURNE OIL COMPANY | 14,420.25 | 0.051908860 | 748.54 |
| DRILLING HEAD | MEWBOURNE OIL COMPANY | -14,420.25 | 0.052753640 | -760.72 |
| Total Tangible Well Cost Cost | | 0.00 | | -12.18 |

62774000-20 SUBTOTAL

0.00

-12.18

PROPERTY: 62774000 62774000-30 IBEX 10 B3MD FED COM 1H

Lease Operating Expense

| | | | | |
|--------------------------------|---------------------------|-----------|-------------|--------|
| OVERHEAD-FIXED RATE | MEWBOURNE OIL COMPANY | -881.16 | 0.051900000 | -45.74 |
| COMPANY SUPERVISION | MEWBOURNE OIL COMPANY | -1,058.25 | 0.051908860 | -54.93 |
| FUEL/ POWER / ELECTRICAL | XCEL ENERGY | -675.25 | 0.051908860 | -35.05 |
| LEASE & FACILITY MAINTENANCE | MEWBOURNE OIL COMPANY | -95.10 | 0.051908860 | -4.94 |
| LEASE & FACILITY MAINTENANCE | GARNER PUMP & SUPPLY INC | -170.26 | 0.051908860 | -8.84 |
| LEASE & FACILITY MAINTENANCE | AMERICAN MILLENNIUM COR | -35.22 | 0.051908860 | -1.83 |
| LEASE & FACILITY MAINTENANCE | TURNCO ENTERPRISES LLC | -95.00 | 0.051908860 | -4.93 |
| LEASE & FACILITY MAINTENANCE | TURNCO ENTERPRISES LLC | -21.92 | 0.051908860 | -1.14 |
| LEASE & FACILITY MAINTENANCE | TURNCO ENTERPRISES LLC | -43.84 | 0.051908860 | -2.28 |
| LEASE & FACILITY MAINTENANCE | TURNCO ENTERPRISES LLC | -597.37 | 0.051908860 | -31.01 |
| LEASE & FACILITY MAINTENANCE | MEWBOURNE OIL COMPANY | -449.50 | 0.051908860 | -23.33 |
| MISCELLANEOUS EQUIPMENT RENTAL | MEWBOURNE OIL COMPANY | -147.00 | 0.051908860 | -7.63 |
| PRIME MOVER / PUMP MAINTENANCE | HR COMPRESSION & SERVICE | -487.32 | 0.051908860 | -25.30 |
| PROFESSIONAL SERVICES | PRICE ENERGY CONSULTING I | -120.00 | 0.051908860 | -6.23 |
| PUMPING | MEWBOURNE OIL COMPANY | -875.00 | 0.051908860 | -45.42 |
| PUMPING | MEWBOURNE OIL COMPANY | -656.25 | 0.051908860 | -34.06 |
| RENTAL SERVICES | GUNS UP SERVICES | -252.66 | 0.051908860 | -13.12 |
| RENTAL SERVICES | GUNS UP SERVICES | -67.37 | 0.051908860 | -3.50 |

02-28-2021

031

MEWBOURNE OIL COMPANY

Page 6

SIANA OIL & GAS CO, LLC
TOM M RAGSDALE
400 N SAM HOUSTON PKWY EAST, STE 601
HOUSTON, TX 77060

INVOICE NO.: 202102-15249
INVOICE DATE: 2-28-2021
OWNER: 035904-1
BILLING FOR: February 2021

| REFERENCE/DESCRIPTION OF CHARGES | | GROSS CHARGES | WORKING INTEREST | NET CHARGE |
|------------------------------------|-----------------------------|---------------|------------------|------------|
| RENTAL SERVICES | BASELINE ENERGY SERVICES | -133.29 | 0.051908860 | -6.92 |
| RENTAL SERVICES | AUTOMATED WELLHEAD COM | -1,920.10 | 0.051908860 | -99.67 |
| SALT WATER DISPOSAL | OWL SWD OPERATING LLC | -5,264.79 | 0.051908860 | -273.29 |
| SALT WATER DISPOSAL | NGL WATER SOLUTIONS PERM | -145.64 | 0.051908860 | -7.56 |
| SALT WATER DISPOSAL | LIMESTONE BASIN PROPERTIE | -346.57 | 0.051908860 | -17.99 |
| SITE RESTORATION & EXCAVATION | TRINITY OILFIELD SERVICES & | -282.67 | 0.051908860 | -14.67 |
| OVERHEAD-FIXED RATE | MEWBOURNE OIL COMPANY | 881.16 | 0.052700000 | 46.48 |
| COMPANY SUPERVISION | MEWBOURNE OIL COMPANY | 1,058.25 | 0.052753640 | 55.82 |
| FUEL/ POWER / ELECTRICAL | XCEL ENERGY | 675.25 | 0.052753640 | 35.62 |
| LEASE & FACILITY MAINTENANCE | MEWBOURNE OIL COMPANY | 95.10 | 0.052753640 | 5.02 |
| LEASE & FACILITY MAINTENANCE | GARNER PUMP & SUPPLY INC | 170.26 | 0.052753640 | 8.98 |
| LEASE & FACILITY MAINTENANCE | AMERICAN MILLENNIUM COR | 35.22 | 0.052753640 | 1.86 |
| LEASE & FACILITY MAINTENANCE | TURNCO ENTERPRISES LLC | 95.00 | 0.052753640 | 5.01 |
| LEASE & FACILITY MAINTENANCE | TURNCO ENTERPRISES LLC | 21.92 | 0.052753640 | 1.16 |
| LEASE & FACILITY MAINTENANCE | TURNCO ENTERPRISES LLC | 43.84 | 0.052753640 | 2.32 |
| LEASE & FACILITY MAINTENANCE | TURNCO ENTERPRISES LLC | 597.37 | 0.052753640 | 31.51 |
| LEASE & FACILITY MAINTENANCE | MEWBOURNE OIL COMPANY | 449.50 | 0.052753640 | 23.71 |
| MISCELLANEOUS EQUIPMENT RENTAL | MEWBOURNE OIL COMPANY | 147.00 | 0.052753640 | 7.75 |
| PRIME MOVER / PUMP MAINTENANCE | HR COMPRESSION & SERVICE | 487.32 | 0.052753640 | 25.71 |
| PROFESSIONAL SERVICES | PRICE ENERGY CONSULTING I | 120.00 | 0.052753640 | 6.33 |
| PUMPING | MEWBOURNE OIL COMPANY | 875.00 | 0.052753640 | 46.16 |
| PUMPING | MEWBOURNE OIL COMPANY | 656.25 | 0.052753640 | 34.61 |
| RENTAL SERVICES | GUNS UP SERVICES | 252.66 | 0.052753640 | 13.33 |
| RENTAL SERVICES | GUNS UP SERVICES | 67.37 | 0.052753640 | 3.56 |
| RENTAL SERVICES | BASELINE ENERGY SERVICES | 133.29 | 0.052753640 | 7.03 |
| RENTAL SERVICES | AUTOMATED WELLHEAD COM | 1,920.10 | 0.052753640 | 101.29 |
| SALT WATER DISPOSAL | OWL SWD OPERATING LLC | 5,264.79 | 0.052753640 | 277.74 |
| SALT WATER DISPOSAL | NGL WATER SOLUTIONS PERM | 145.64 | 0.052753640 | 7.68 |
| SALT WATER DISPOSAL | LIMESTONE BASIN PROPERTIE | 346.57 | 0.052753640 | 18.28 |
| SITE RESTORATION & EXCAVATION | TRINITY OILFIELD SERVICES & | 282.67 | 0.052753640 | 14.91 |
| Total Lease Operating Expense Cost | | 0.00 | | 12.49 |
| <u>Lease Operating Expense</u> | | | | |
| OVERHEAD-FIXED RATE | MEWBOURNE OIL COMPANY | -881.16 | 0.051900000 | -45.74 |
| COMPANY SUPERVISION | MEWBOURNE OIL COMPANY | -420.75 | 0.051908860 | -21.84 |
| COMPANY SUPERVISION | MEWBOURNE OIL COMPANY | -637.50 | 0.051908860 | -33.09 |
| COMPANY SUPERVISION | MEWBOURNE OIL COMPANY | -637.50 | 0.051908860 | -33.09 |
| COMPRESSOR MAINTENANCE | G&A FABRICATION LLC | -141.92 | 0.051908860 | -7.37 |
| COMPRESSOR MAINTENANCE | G&A FABRICATION LLC | -141.92 | 0.051908860 | -7.37 |
| FUEL/ POWER / ELECTRICAL | XCEL ENERGY | -450.49 | 0.051908860 | -23.38 |
| GATHERING/TREATING/DEHYDRATION | LEGACY SAFETY AND CONSUM | -27.01 | 0.051908860 | -1.40 |
| GATHERING/TREATING/DEHYDRATION | LEGACY SAFETY AND CONSUM | -32.76 | 0.051908860 | -1.70 |

02-28-2021

032

MEWBOURNE OIL COMPANY

Page 7

SIANA OIL & GAS CO, LLC
TOM M RAGSDALE
400 N SAM HOUSTON PKWY EAST, STE 601
HOUSTON, TX 77060

INVOICE NO.: 202102-15249
INVOICE DATE: 2-28-2021
OWNER: 035904-1
BILLING FOR: February 2021

| REFERENCE/DESCRIPTION OF CHARGES | | GROSS CHARGES | WORKING INTEREST | NET CHARGE |
|----------------------------------|-------------------------------|---------------|------------------|------------|
| GATHERING/TREATING/DEHYDRATION | LEGACY SAFETY AND CONSUMPTION | -189.04 | 0.051908860 | -9.81 |
| LEASE & FACILITY MAINTENANCE | MEWBOURNE OIL COMPANY | -86.24 | 0.051908860 | -4.48 |
| LEASE & FACILITY MAINTENANCE | GAS WELL SERVICES INC | -23.22 | 0.051908860 | -1.20 |
| LEASE & FACILITY MAINTENANCE | GARNER PUMP & SUPPLY INC | -1.18 | 0.051908860 | -0.07 |
| LEASE & FACILITY MAINTENANCE | AMERICAN MILLENNIUM CORP | -25.70 | 0.051908860 | -1.34 |
| LEASE & FACILITY MAINTENANCE | AMERICAN MILLENNIUM CORP | -26.05 | 0.051908860 | -1.35 |
| LEASE & FACILITY MAINTENANCE | TURNCO ENTERPRISES LLC | -18.27 | 0.051908860 | -0.95 |
| LEASE & FACILITY MAINTENANCE | TURNCO ENTERPRISES LLC | -27.69 | 0.051908860 | -1.44 |
| LEASE & FACILITY MAINTENANCE | TURNCO ENTERPRISES LLC | -21.92 | 0.051908860 | -1.14 |
| LEASE & FACILITY MAINTENANCE | TURNCO ENTERPRISES LLC | -43.84 | 0.051908860 | -2.28 |
| LEASE & FACILITY MAINTENANCE | TURNCO ENTERPRISES LLC | -4.61 | 0.051908860 | -0.24 |
| LEASE & FACILITY MAINTENANCE | TURNCO ENTERPRISES LLC | -43.84 | 0.051908860 | -2.28 |
| LEASE & FACILITY MAINTENANCE | TURNCO ENTERPRISES LLC | -56.90 | 0.051908860 | -2.95 |
| LEASE & FACILITY MAINTENANCE | TURNCO ENTERPRISES LLC | -85.00 | 0.051908860 | -4.41 |
| LEASE & FACILITY MAINTENANCE | TURNCO ENTERPRISES LLC | -36.54 | 0.051908860 | -1.90 |
| LEASE & FACILITY MAINTENANCE | TURNCO ENTERPRISES LLC | -14.61 | 0.051908860 | -0.76 |
| LEASE & FACILITY MAINTENANCE | TURNCO ENTERPRISES LLC | -67.86 | 0.051908860 | -3.52 |
| LEASE & FACILITY MAINTENANCE | EP&S LLC | -129.39 | 0.051908860 | -6.72 |
| LEASE & FACILITY MAINTENANCE | EP&S LLC | -531.51 | 0.051908860 | -27.59 |
| LEASE & FACILITY MAINTENANCE | AY TRUCKING INC | -11.57 | 0.051908860 | -0.60 |
| LEASE & FACILITY MAINTENANCE | AY TRUCKING INC | -24.26 | 0.051908860 | -1.26 |
| LEASE & FACILITY MAINTENANCE | AY TRUCKING INC | -27.90 | 0.051908860 | -1.45 |
| LEASE & FACILITY MAINTENANCE | AY TRUCKING INC | -173.45 | 0.051908860 | -9.00 |
| LEASE & FACILITY MAINTENANCE | AY TRUCKING INC | -33.96 | 0.051908860 | -1.76 |
| LEASE & FACILITY MAINTENANCE | AY TRUCKING INC | -126.15 | 0.051908860 | -6.55 |
| LEASE & FACILITY MAINTENANCE | AY TRUCKING INC | -12.86 | 0.051908860 | -0.67 |
| LEASE & FACILITY MAINTENANCE | AY TRUCKING INC | -11.57 | 0.051908860 | -0.60 |
| LEASE & FACILITY MAINTENANCE | AY TRUCKING INC | -15.28 | 0.051908860 | -0.79 |
| LEASE & FACILITY MAINTENANCE | AY TRUCKING INC | -13.34 | 0.051908860 | -0.69 |
| LEASE & FACILITY MAINTENANCE | LEGACY SAFETY AND CONSUMPTION | -83.27 | 0.051908860 | -4.32 |
| LEASE & FACILITY MAINTENANCE | LEGACY SAFETY AND CONSUMPTION | -113.84 | 0.051908860 | -5.91 |
| LEASE & FACILITY MAINTENANCE | MEWBOURNE OIL COMPANY | -457.25 | 0.051908860 | -23.74 |
| MISCELLANEOUS EQUIPMENT RENTAL | MEWBOURNE OIL COMPANY | -220.50 | 0.051908860 | -11.45 |
| PRIME MOVER / PUMP MAINTENANCE | HR COMPRESSION & SERVICES | -127.64 | 0.051908860 | -6.62 |
| PRIME MOVER / PUMP MAINTENANCE | HR COMPRESSION & SERVICES | -122.61 | 0.051908860 | -6.36 |
| PRIME MOVER / PUMP MAINTENANCE | HR COMPRESSION & SERVICES | -294.66 | 0.051908860 | -15.30 |
| PUMPING | MEWBOURNE OIL COMPANY | -900.00 | 0.051908860 | -46.72 |
| PUMPING | MEWBOURNE OIL COMPANY | -450.00 | 0.051908860 | -23.36 |
| RENTAL SERVICES | GUNS UP SERVICES | -572.69 | 0.051908860 | -29.73 |
| RENTAL SERVICES | SERVICE COMPRESSION LLC | -1,836.61 | 0.051908860 | -95.34 |
| RENTAL SERVICES | SERVICE COMPRESSION LLC | -4,503.23 | 0.051908860 | -233.76 |
| RENTAL SERVICES | GRAVITY OILFIELD SERVICES | -69.30 | 0.051908860 | -3.60 |

02-28-2021

033

MEWBOURNE OIL COMPANY

Page 8

SIANA OIL & GAS CO, LLC
TOM M RAGSDALE
400 N SAM HOUSTON PKWY EAST, STE 601
HOUSTON, TX 77060

INVOICE NO.: 202102-15249
INVOICE DATE: 2-28-2021
OWNER: 035904-1
BILLING FOR: February 2021

| REFERENCE/DESCRIPTION OF CHARGES | | GROSS CHARGES | WORKING INTEREST | NET CHARGE |
|----------------------------------|---------------------------|---------------|------------------|------------|
| RENTAL SERVICES | GRAVITY OILFIELD SERVICES | -71.61 | 0.051908860 | -3.72 |
| RENTAL SERVICES | GRAVITY OILFIELD SERVICES | -69.30 | 0.051908860 | -3.60 |
| SALT WATER DISPOSAL | OWL SWD OPERATING LLC | -50.11 | 0.051908860 | -2.60 |
| SALT WATER DISPOSAL | OWL SWD OPERATING LLC | -42.73 | 0.051908860 | -2.22 |
| SALT WATER DISPOSAL | OWL SWD OPERATING LLC | -4,832.58 | 0.051908860 | -250.85 |
| SALT WATER DISPOSAL | NGL WATER SOLUTIONS PERM | -493.69 | 0.051908860 | -25.63 |
| SALT WATER DISPOSAL | AY TRUCKING INC | -101.89 | 0.051908860 | -5.29 |
| SALT WATER DISPOSAL | AY TRUCKING INC | -135.85 | 0.051908860 | -7.05 |
| SALT WATER DISPOSAL | LIMESTONE BASIN PROPERTIE | -318.11 | 0.051908860 | -16.51 |
| SITE RESTORATION & EXCAVATION | R360 ENVIRONMENTAL SOLU7 | -179.35 | 0.051908860 | -9.31 |
| SITE RESTORATION & EXCAVATION | SUNDANCE SERVICES WEST I | -10.93 | 0.051908860 | -0.56 |
| OVERHEAD-FIXED RATE | MEWBOURNE OIL COMPANY | 881.16 | 0.052700000 | 46.48 |
| COMPANY SUPERVISION | MEWBOURNE OIL COMPANY | 420.75 | 0.052753640 | 22.20 |
| COMPANY SUPERVISION | MEWBOURNE OIL COMPANY | 637.50 | 0.052753640 | 33.63 |
| COMPANY SUPERVISION | MEWBOURNE OIL COMPANY | 637.50 | 0.052753640 | 33.63 |
| COMPRESSOR MAINTENANCE | G&A FABRICATION LLC | 141.92 | 0.052753640 | 7.49 |
| COMPRESSOR MAINTENANCE | G&A FABRICATION LLC | 141.92 | 0.052753640 | 7.49 |
| FUEL/ POWER / ELECTRICAL | XCEL ENERGY | 450.49 | 0.052753640 | 23.76 |
| GATHERING/TREATING/DEHYDRATION | LEGACY SAFETY AND CONSUM | 27.01 | 0.052753640 | 1.42 |
| GATHERING/TREATING/DEHYDRATION | LEGACY SAFETY AND CONSUM | 32.76 | 0.052753640 | 1.73 |
| GATHERING/TREATING/DEHYDRATION | LEGACY SAFETY AND CONSUM | 189.04 | 0.052753640 | 9.97 |
| LEASE & FACILITY MAINTENANCE | MEWBOURNE OIL COMPANY | 86.24 | 0.052753640 | 4.55 |
| LEASE & FACILITY MAINTENANCE | GAS WELL SERVICES INC | 23.22 | 0.052753640 | 1.22 |
| LEASE & FACILITY MAINTENANCE | GARNER PUMP & SUPPLY INC | 1.18 | 0.052753640 | 0.07 |
| LEASE & FACILITY MAINTENANCE | AMERICAN MILLENNIUM COR | 25.70 | 0.052753640 | 1.36 |
| LEASE & FACILITY MAINTENANCE | AMERICAN MILLENNIUM COR | 26.05 | 0.052753640 | 1.37 |
| LEASE & FACILITY MAINTENANCE | TURNCO ENTERPRISES LLC | 18.27 | 0.052753640 | 0.97 |
| LEASE & FACILITY MAINTENANCE | TURNCO ENTERPRISES LLC | 27.69 | 0.052753640 | 1.46 |
| LEASE & FACILITY MAINTENANCE | TURNCO ENTERPRISES LLC | 21.92 | 0.052753640 | 1.16 |
| LEASE & FACILITY MAINTENANCE | TURNCO ENTERPRISES LLC | 43.84 | 0.052753640 | 2.32 |
| LEASE & FACILITY MAINTENANCE | TURNCO ENTERPRISES LLC | 4.61 | 0.052753640 | 0.24 |
| LEASE & FACILITY MAINTENANCE | TURNCO ENTERPRISES LLC | 43.84 | 0.052753640 | 2.32 |
| LEASE & FACILITY MAINTENANCE | TURNCO ENTERPRISES LLC | 56.90 | 0.052753640 | 3.00 |
| LEASE & FACILITY MAINTENANCE | TURNCO ENTERPRISES LLC | 85.00 | 0.052753640 | 4.48 |
| LEASE & FACILITY MAINTENANCE | TURNCO ENTERPRISES LLC | 36.54 | 0.052753640 | 1.93 |
| LEASE & FACILITY MAINTENANCE | TURNCO ENTERPRISES LLC | 14.61 | 0.052753640 | 0.77 |
| LEASE & FACILITY MAINTENANCE | TURNCO ENTERPRISES LLC | 67.86 | 0.052753640 | 3.58 |
| LEASE & FACILITY MAINTENANCE | EP&S LLC | 129.39 | 0.052753640 | 6.83 |
| LEASE & FACILITY MAINTENANCE | EP&S LLC | 531.51 | 0.052753640 | 28.04 |
| LEASE & FACILITY MAINTENANCE | AY TRUCKING INC | 11.57 | 0.052753640 | 0.61 |
| LEASE & FACILITY MAINTENANCE | AY TRUCKING INC | 24.26 | 0.052753640 | 1.28 |
| LEASE & FACILITY MAINTENANCE | AY TRUCKING INC | 27.90 | 0.052753640 | 1.47 |

02-28-2021

034

MEWBOURNE OIL COMPANY

Page 9

SIANA OIL & GAS CO, LLC
TOM M RAGSDALE
400 N SAM HOUSTON PKWY EAST, STE 601
HOUSTON, TX 77060

INVOICE NO.: 202102-15249
INVOICE DATE: 2-28-2021
OWNER: 035904-1
BILLING FOR: February 2021

| REFERENCE/DESCRIPTION OF CHARGES | | GROSS CHARGES | WORKING INTEREST | NET CHARGE |
|------------------------------------|---------------------------|---------------|------------------|------------|
| LEASE & FACILITY MAINTENANCE | AY TRUCKING INC | 173.45 | 0.052753640 | 9.15 |
| LEASE & FACILITY MAINTENANCE | AY TRUCKING INC | 33.96 | 0.052753640 | 1.79 |
| LEASE & FACILITY MAINTENANCE | AY TRUCKING INC | 126.15 | 0.052753640 | 6.66 |
| LEASE & FACILITY MAINTENANCE | AY TRUCKING INC | 12.86 | 0.052753640 | 0.68 |
| LEASE & FACILITY MAINTENANCE | AY TRUCKING INC | 11.57 | 0.052753640 | 0.61 |
| LEASE & FACILITY MAINTENANCE | AY TRUCKING INC | 15.28 | 0.052753640 | 0.80 |
| LEASE & FACILITY MAINTENANCE | AY TRUCKING INC | 13.34 | 0.052753640 | 0.70 |
| LEASE & FACILITY MAINTENANCE | LEGACY SAFETY AND CONSUM | 83.27 | 0.052753640 | 4.39 |
| LEASE & FACILITY MAINTENANCE | LEGACY SAFETY AND CONSUM | 113.84 | 0.052753640 | 6.01 |
| LEASE & FACILITY MAINTENANCE | MEWBOURNE OIL COMPANY | 457.25 | 0.052753640 | 24.13 |
| MISCELLANEOUS EQUIPMENT RENTAL | MEWBOURNE OIL COMPANY | 220.50 | 0.052753640 | 11.64 |
| PRIME MOVER / PUMP MAINTENANCE | HR COMPRESSION & SERVICE | 127.64 | 0.052753640 | 6.73 |
| PRIME MOVER / PUMP MAINTENANCE | HR COMPRESSION & SERVICE | 122.61 | 0.052753640 | 6.46 |
| PRIME MOVER / PUMP MAINTENANCE | HR COMPRESSION & SERVICE | 294.66 | 0.052753640 | 15.55 |
| PUMPING | MEWBOURNE OIL COMPANY | 900.00 | 0.052753640 | 47.48 |
| PUMPING | MEWBOURNE OIL COMPANY | 450.00 | 0.052753640 | 23.74 |
| RENTAL SERVICES | GUNS UP SERVICES | 572.69 | 0.052753640 | 30.21 |
| RENTAL SERVICES | SERVICE COMPRESSION LLC | 1,836.61 | 0.052753640 | 96.89 |
| RENTAL SERVICES | SERVICE COMPRESSION LLC | 4,503.23 | 0.052753640 | 237.56 |
| RENTAL SERVICES | GRAVITY OILFIELD SERVICES | 69.30 | 0.052753640 | 3.66 |
| RENTAL SERVICES | GRAVITY OILFIELD SERVICES | 71.61 | 0.052753640 | 3.78 |
| RENTAL SERVICES | GRAVITY OILFIELD SERVICES | 69.30 | 0.052753640 | 3.66 |
| SALT WATER DISPOSAL | OWL SWD OPERATING LLC | 50.11 | 0.052753640 | 2.64 |
| SALT WATER DISPOSAL | OWL SWD OPERATING LLC | 42.73 | 0.052753640 | 2.26 |
| SALT WATER DISPOSAL | OWL SWD OPERATING LLC | 4,832.58 | 0.052753640 | 254.93 |
| SALT WATER DISPOSAL | NGL WATER SOLUTIONS PERM | 493.69 | 0.052753640 | 26.05 |
| SALT WATER DISPOSAL | AY TRUCKING INC | 101.89 | 0.052753640 | 5.38 |
| SALT WATER DISPOSAL | AY TRUCKING INC | 135.85 | 0.052753640 | 7.16 |
| SALT WATER DISPOSAL | LIMESTONE BASIN PROPERTIE | 318.11 | 0.052753640 | 16.78 |
| SITE RESTORATION & EXCAVATION | R360 ENVIRONMENTAL SOLU | 179.35 | 0.052753640 | 9.46 |
| SITE RESTORATION & EXCAVATION | SUNDANCE SERVICES WEST IN | 10.93 | 0.052753640 | 0.57 |
| Total Lease Operating Expense Cost | | 0.00 | | 18.01 |
| Lease Operating Expense | | | | |
| COMPANY SUPERVISION | MEWBOURNE OIL COMPANY | 379.50 | 0.052753640 | 20.02 |
| COMPANY SUPERVISION | MEWBOURNE OIL COMPANY | 575.00 | 0.052753640 | 30.33 |
| FUEL/ POWER / ELECTRICAL | XCEL ENERGY | 370.41 | 0.052753640 | 19.54 |
| LEASE & FACILITY | MEWBOURNE OIL COMPANY | 931.00 | 0.052753640 | 49.11 |
| LEASE & FACILITY | MEWBOURNE OIL COMPANY | 175.00 | 0.052753640 | 9.23 |
| LEASE & FACILITY | MEWBOURNE OIL COMPANY | 350.00 | 0.052753640 | 18.46 |
| LEASE & FACILITY MAINTENANCE | GARNER PUMP & SUPPLY INC | 0.78 | 0.052753640 | 0.04 |
| LEASE & FACILITY MAINTENANCE | GARNER PUMP & SUPPLY INC | 39.48 | 0.052753640 | 2.08 |

02-28-2021

035

MEWBOURNE OIL COMPANY

Page 10

SIANA OIL & GAS CO, LLC
TOM M RAGSDALE
400 N SAM HOUSTON PKWY EAST, STE 601
HOUSTON, TX 77060

INVOICE NO.: 202102-15249
INVOICE DATE: 2-28-2021
OWNER: 035904-1
BILLING FOR: February 2021

| REFERENCE/DESCRIPTION OF CHARGES | | GROSS CHARGES | WORKING INTEREST | NET CHARGE |
|------------------------------------|-----------------------------|---------------|------------------|------------|
| LEASE & FACILITY MAINTENANCE | GARNER PUMP & SUPPLY INC | 247.72 | 0.052753640 | 13.07 |
| LEASE & FACILITY MAINTENANCE | K&S OILFIELD SUPPLIES LLC | 326.87 | 0.052753640 | 17.24 |
| LEASE & FACILITY MAINTENANCE | TURNCO ENTERPRISES LLC | 13.14 | 0.052753640 | 0.69 |
| LEASE & FACILITY MAINTENANCE | TURNCO ENTERPRISES LLC | 24.14 | 0.052753640 | 1.28 |
| LEASE & FACILITY MAINTENANCE | TURNCO ENTERPRISES LLC | 300.00 | 0.052753640 | 15.83 |
| LEASE & FACILITY MAINTENANCE | TURNCO ENTERPRISES LLC | 32.86 | 0.052753640 | 1.73 |
| LEASE & FACILITY MAINTENANCE | TURNCO ENTERPRISES LLC | 368.00 | 0.052753640 | 19.41 |
| LEASE & FACILITY MAINTENANCE | TURNCO ENTERPRISES LLC | 42.86 | 0.052753640 | 2.26 |
| LEASE & FACILITY MAINTENANCE | TURNCO ENTERPRISES LLC | 118.29 | 0.052753640 | 6.24 |
| LEASE & FACILITY MAINTENANCE | TURNCO ENTERPRISES LLC | 78.86 | 0.052753640 | 4.16 |
| LEASE & FACILITY MAINTENANCE | INGRAM PROFESSIONAL SERV | 161.15 | 0.052753640 | 8.50 |
| LEASE & FACILITY MAINTENANCE | INGRAM PROFESSIONAL SERV | 528.43 | 0.052753640 | 27.88 |
| LEASE & FACILITY MAINTENANCE | TRINITY OILFIELD SERVICES & | 706.85 | 0.052753640 | 37.29 |
| LEASE & FACILITY MAINTENANCE | H-M TRUCKING LLC | 215.79 | 0.052753640 | 11.38 |
| MISCELLANEOUS EQUIPMENT RENTAL | MEWBOURNE OIL COMPANY | 243.04 | 0.052753640 | 12.82 |
| OVERHEAD-FIXED RATE | MEWBOURNE OIL COMPANY | 881.16 | 0.052753640 | 46.48 |
| PUMPING | MEWBOURNE OIL COMPANY | 850.00 | 0.052753640 | 44.84 |
| PUMPING | MEWBOURNE OIL COMPANY | 425.00 | 0.052753640 | 22.42 |
| RENTAL SERVICES | SERVICE COMPRESSION LLC | 4,503.23 | 0.052753640 | 237.56 |
| SALT WATER DISPOSAL | OWL SWD OPERATING LLC | 9,065.83 | 0.052753640 | 478.25 |
| SALT WATER DISPOSAL | OWL SWD OPERATING LLC | 4,966.26 | 0.052753640 | 261.99 |
| SALT WATER DISPOSAL | LIMESTONE BASIN PROPERTIE | 326.92 | 0.052753640 | 17.25 |
| Total Lease Operating Expense Cost | | 27,247.57 | | 1,437.38 |

62774000-30 SUBTOTAL

27,247.57

1,467.88

PROPERTY 62774000 TOTAL

27,247.57

1,455.70

PROPERTY: 62775000 62775000-30 IBEX 10 B3NC FED COM 1H

Lease Operating Expense

| | | | | |
|------------------------------|---------------------------|-----------|-------------|---------|
| OVERHEAD-FIXED RATE | MEWBOURNE OIL COMPANY | -881.16 | 0.051900000 | -45.74 |
| ADVALOREM TAXES | LEA COUNTY TREASURER | -221.07 | 0.051908860 | -11.48 |
| CHEMICALS-WATER TREATING | IMPERATIVE CHEMICAL PART | -333.64 | 0.051908860 | -17.32 |
| COMPANY SUPERVISION | MEWBOURNE OIL COMPANY | -1,912.50 | 0.051908860 | -99.28 |
| COMPANY SUPERVISION | MEWBOURNE OIL COMPANY | -2,116.50 | 0.051908860 | -109.87 |
| FUEL/ POWER / ELECTRICAL | XCEL ENERGY | -741.10 | 0.051908860 | -38.47 |
| LEASE & FACILITY MAINTENANCE | MEWBOURNE OIL COMPANY | -95.10 | 0.051908860 | -4.94 |
| LEASE & FACILITY MAINTENANCE | GARNER PUMP & SUPPLY INC | -170.27 | 0.051908860 | -8.84 |
| LEASE & FACILITY MAINTENANCE | AMERICAN MILLENNIUM COR | -35.23 | 0.051908860 | -1.83 |
| LEASE & FACILITY MAINTENANCE | K&S OILFIELD SUPPLIES LLC | -281.53 | 0.051908860 | -14.61 |
| LEASE & FACILITY MAINTENANCE | TURNCO ENTERPRISES LLC | -95.00 | 0.051908860 | -4.93 |
| LEASE & FACILITY MAINTENANCE | TURNCO ENTERPRISES LLC | -237.50 | 0.051908860 | -12.33 |
| LEASE & FACILITY MAINTENANCE | TURNCO ENTERPRISES LLC | -21.92 | 0.051908860 | -1.14 |
| LEASE & FACILITY MAINTENANCE | TURNCO ENTERPRISES LLC | -43.84 | 0.051908860 | -2.28 |

02-28-2021

036

MEWBOURNE OIL COMPANY

Page 11

SIANA OIL & GAS CO, LLC
TOM M RAGSDALE
400 N SAM HOUSTON PKWY EAST, STE 601
HOUSTON, TX 77060

INVOICE NO.: 202102-15249
INVOICE DATE: 2-28-2021
OWNER: 035904-1
BILLING FOR: February 2021

| REFERENCE/DESCRIPTION OF CHARGES | | GROSS CHARGES | WORKING INTEREST | NET CHARGE |
|----------------------------------|-----------------------------|---------------|------------------|------------|
| LEASE & FACILITY MAINTENANCE | TURNCO ENTERPRISES LLC | -597.39 | 0.051908860 | -31.01 |
| LEASE & FACILITY MAINTENANCE | MEWBOURNE OIL COMPANY | -449.50 | 0.051908860 | -23.33 |
| MISCELLANEOUS EQUIPMENT RENTAL | MEWBOURNE OIL COMPANY | -147.00 | 0.051908860 | -7.63 |
| PRIME MOVER / PUMP MAINTENANCE | HR COMPRESSION & SERVICE | -298.69 | 0.051908860 | -15.50 |
| PROFESSIONAL SERVICES | PRICE ENERGY CONSULTING I | -120.00 | 0.051908860 | -6.23 |
| PUMPING | MEWBOURNE OIL COMPANY | -875.00 | 0.051908860 | -45.42 |
| PUMPING | MEWBOURNE OIL COMPANY | -656.25 | 0.051908860 | -34.07 |
| RENTAL SERVICES | GUNS UP SERVICES | -185.44 | 0.051908860 | -9.63 |
| RENTAL SERVICES | GUNS UP SERVICES | -49.45 | 0.051908860 | -2.57 |
| RENTAL SERVICES | SERVICE COMPRESSION LLC | -2,802.42 | 0.051908860 | -145.47 |
| RENTAL SERVICES | SERVICE COMPRESSION LLC | -4,343.85 | 0.051908860 | -225.48 |
| RENTAL SERVICES | BASELINE ENERGY SERVICES | -97.82 | 0.051908860 | -5.08 |
| SALT WATER DISPOSAL | OWL SWD OPERATING LLC | -6,774.11 | 0.051908860 | -351.63 |
| SALT WATER DISPOSAL | NGL WATER SOLUTIONS PERM | -188.79 | 0.051908860 | -9.80 |
| SALT WATER DISPOSAL | LIMESTONE BASIN PROPERTIE | -445.89 | 0.051908860 | -23.15 |
| SITE RESTORATION & EXCAVATION | TRINITY OILFIELD SERVICES & | -207.48 | 0.051908860 | -10.77 |
| OVERHEAD-FIXED RATE | MEWBOURNE OIL COMPANY | 881.16 | 0.052700000 | 46.48 |
| ADVALOREM TAXES | LEA COUNTY TREASURER | 221.07 | 0.052753640 | 11.67 |
| CHEMICALS-WATER TREATING | IMPERATIVE CHEMICAL PART | 333.64 | 0.052753640 | 17.60 |
| COMPANY SUPERVISION | MEWBOURNE OIL COMPANY | 1,912.50 | 0.052753640 | 100.90 |
| COMPANY SUPERVISION | MEWBOURNE OIL COMPANY | 2,116.50 | 0.052753640 | 111.66 |
| FUEL/ POWER / ELECTRICAL | XCEL ENERGY | 741.10 | 0.052753640 | 39.09 |
| LEASE & FACILITY MAINTENANCE | MEWBOURNE OIL COMPANY | 95.10 | 0.052753640 | 5.02 |
| LEASE & FACILITY MAINTENANCE | GARNER PUMP & SUPPLY INC | 170.27 | 0.052753640 | 8.98 |
| LEASE & FACILITY MAINTENANCE | AMERICAN MILLENNIUM COR | 35.23 | 0.052753640 | 1.86 |
| LEASE & FACILITY MAINTENANCE | K&S OILFIELD SUPPLIES LLC | 281.53 | 0.052753640 | 14.85 |
| LEASE & FACILITY MAINTENANCE | TURNCO ENTERPRISES LLC | 95.00 | 0.052753640 | 5.01 |
| LEASE & FACILITY MAINTENANCE | TURNCO ENTERPRISES LLC | 237.50 | 0.052753640 | 12.53 |
| LEASE & FACILITY MAINTENANCE | TURNCO ENTERPRISES LLC | 21.92 | 0.052753640 | 1.16 |
| LEASE & FACILITY MAINTENANCE | TURNCO ENTERPRISES LLC | 43.84 | 0.052753640 | 2.32 |
| LEASE & FACILITY MAINTENANCE | TURNCO ENTERPRISES LLC | 597.39 | 0.052753640 | 31.51 |
| LEASE & FACILITY MAINTENANCE | MEWBOURNE OIL COMPANY | 449.50 | 0.052753640 | 23.71 |
| MISCELLANEOUS EQUIPMENT RENTAL | MEWBOURNE OIL COMPANY | 147.00 | 0.052753640 | 7.75 |
| PRIME MOVER / PUMP MAINTENANCE | HR COMPRESSION & SERVICE | 298.69 | 0.052753640 | 15.75 |
| PROFESSIONAL SERVICES | PRICE ENERGY CONSULTING I | 120.00 | 0.052753640 | 6.33 |
| PUMPING | MEWBOURNE OIL COMPANY | 875.00 | 0.052753640 | 46.16 |
| PUMPING | MEWBOURNE OIL COMPANY | 656.25 | 0.052753640 | 34.62 |
| RENTAL SERVICES | GUNS UP SERVICES | 185.44 | 0.052753640 | 9.79 |
| RENTAL SERVICES | GUNS UP SERVICES | 49.45 | 0.052753640 | 2.61 |
| RENTAL SERVICES | SERVICE COMPRESSION LLC | 2,802.42 | 0.052753640 | 147.84 |
| RENTAL SERVICES | SERVICE COMPRESSION LLC | 4,343.85 | 0.052753640 | 229.15 |
| RENTAL SERVICES | BASELINE ENERGY SERVICES | 97.82 | 0.052753640 | 5.16 |

02-28-2021

037

MEWBOURNE OIL COMPANY

Page 12

SIANA OIL & GAS CO, LLC
TOM M RAGSDALE
400 N SAM HOUSTON PKWY EAST, STE 601
HOUSTON, TX 77060

INVOICE NO.: 202102-15249
INVOICE DATE: 2-28-2021
OWNER: 035904-1
BILLING FOR: February 2021

| REFERENCE/DESCRIPTION OF CHARGES | | GROSS CHARGES | WORKING INTEREST | NET CHARGE |
|------------------------------------|-----------------------------|---------------|------------------|------------|
| SALT WATER DISPOSAL | OWL SWD OPERATING LLC | 6,774.11 | 0.052753640 | 357.35 |
| SALT WATER DISPOSAL | NGL WATER SOLUTIONS PERM | 188.79 | 0.052753640 | 9.96 |
| SALT WATER DISPOSAL | LIMESTONE BASIN PROPERTIE | 445.89 | 0.052753640 | 23.53 |
| SITE RESTORATION & EXCAVATION | TRINITY OILFIELD SERVICES & | 207.48 | 0.052753640 | 10.95 |
| Total Lease Operating Expense Cost | | 0.00 | | 21.47 |

Lease Operating Expense

| | | | | |
|--------------------------------|--------------------------|---------|-------------|--------|
| OVERHEAD-FIXED RATE | MEWBOURNE OIL COMPANY | -881.16 | 0.051900000 | -45.74 |
| CHEMICALS-WATER TREATING | IMPERATIVE CHEMICAL PART | -333.64 | 0.051908860 | -17.32 |
| CHEMICALS-WATER TREATING | IMPERATIVE CHEMICAL PART | -475.81 | 0.051908860 | -24.70 |
| CHEMICALS-WATER TREATING | IMPERATIVE CHEMICAL PART | -595.34 | 0.051908860 | -30.90 |
| COMPANY SUPERVISION | MEWBOURNE OIL COMPANY | -420.75 | 0.051908860 | -21.84 |
| COMPANY SUPERVISION | MEWBOURNE OIL COMPANY | -637.50 | 0.051908860 | -33.09 |
| COMPANY SUPERVISION | MEWBOURNE OIL COMPANY | -637.50 | 0.051908860 | -33.09 |
| COMPRESSOR MAINTENANCE | G&A FABRICATION LLC | -141.92 | 0.051908860 | -7.37 |
| COMPRESSOR MAINTENANCE | G&A FABRICATION LLC | -141.92 | 0.051908860 | -7.37 |
| FUEL/ POWER / ELECTRICAL | XCEL ENERGY | -597.08 | 0.051908860 | -30.99 |
| GATHERING/TREATING/DEHYDRATION | LEGACY SAFETY AND CONSUM | -19.84 | 0.051908860 | -1.03 |
| GATHERING/TREATING/DEHYDRATION | LEGACY SAFETY AND CONSUM | -24.06 | 0.051908860 | -1.25 |
| GATHERING/TREATING/DEHYDRATION | LEGACY SAFETY AND CONSUM | -138.75 | 0.051908860 | -7.20 |
| LEASE & FACILITY MAINTENANCE | MEWBOURNE OIL COMPANY | -86.24 | 0.051908860 | -4.48 |
| LEASE & FACILITY MAINTENANCE | GAS WELL SERVICES INC | -23.22 | 0.051908860 | -1.20 |
| LEASE & FACILITY MAINTENANCE | GARNER PUMP & SUPPLY INC | -1.18 | 0.051908860 | -0.06 |
| LEASE & FACILITY MAINTENANCE | AMERICAN MILLENNIUM COR | -25.70 | 0.051908860 | -1.33 |
| LEASE & FACILITY MAINTENANCE | AMERICAN MILLENNIUM COR | -26.06 | 0.051908860 | -1.35 |
| LEASE & FACILITY MAINTENANCE | TURNCO ENTERPRISES LLC | -18.27 | 0.051908860 | -0.95 |
| LEASE & FACILITY MAINTENANCE | TURNCO ENTERPRISES LLC | -27.69 | 0.051908860 | -1.44 |
| LEASE & FACILITY MAINTENANCE | TURNCO ENTERPRISES LLC | -21.92 | 0.051908860 | -1.14 |
| LEASE & FACILITY MAINTENANCE | TURNCO ENTERPRISES LLC | -43.84 | 0.051908860 | -2.28 |
| LEASE & FACILITY MAINTENANCE | TURNCO ENTERPRISES LLC | -4.61 | 0.051908860 | -0.24 |
| LEASE & FACILITY MAINTENANCE | TURNCO ENTERPRISES LLC | -43.84 | 0.051908860 | -2.28 |
| LEASE & FACILITY MAINTENANCE | TURNCO ENTERPRISES LLC | -56.91 | 0.051908860 | -2.95 |
| LEASE & FACILITY MAINTENANCE | TURNCO ENTERPRISES LLC | -85.00 | 0.051908860 | -4.41 |
| LEASE & FACILITY MAINTENANCE | TURNCO ENTERPRISES LLC | -36.54 | 0.051908860 | -1.90 |
| LEASE & FACILITY MAINTENANCE | TURNCO ENTERPRISES LLC | -14.61 | 0.051908860 | -0.76 |
| LEASE & FACILITY MAINTENANCE | TURNCO ENTERPRISES LLC | -456.00 | 0.051908860 | -23.67 |
| LEASE & FACILITY MAINTENANCE | TURNCO ENTERPRISES LLC | -67.85 | 0.051908860 | -3.52 |
| LEASE & FACILITY MAINTENANCE | EP&S LLC | -129.39 | 0.051908860 | -6.72 |
| LEASE & FACILITY MAINTENANCE | EP&S LLC | -531.49 | 0.051908860 | -27.59 |
| LEASE & FACILITY MAINTENANCE | AY TRUCKING INC | -11.57 | 0.051908860 | -0.60 |
| LEASE & FACILITY MAINTENANCE | AY TRUCKING INC | -24.26 | 0.051908860 | -1.26 |
| LEASE & FACILITY MAINTENANCE | AY TRUCKING INC | -27.90 | 0.051908860 | -1.45 |

02-28-2021

038

MEWBOURNE OIL COMPANY

Page 13

SIANA OIL & GAS CO, LLC
TOM M RAGSDALE
400 N SAM HOUSTON PKWY EAST, STE 601
HOUSTON, TX 77060

INVOICE NO.: 202102-15249
INVOICE DATE: 2-28-2021
OWNER: 035904-1
BILLING FOR: February 2021

| REFERENCE/DESCRIPTION OF CHARGES | | GROSS CHARGES | WORKING INTEREST | NET CHARGE |
|----------------------------------|---------------------------|---------------|------------------|------------|
| LEASE & FACILITY MAINTENANCE | AY TRUCKING INC | -173.46 | 0.051908860 | -9.00 |
| LEASE & FACILITY MAINTENANCE | AY TRUCKING INC | -33.96 | 0.051908860 | -1.76 |
| LEASE & FACILITY MAINTENANCE | AY TRUCKING INC | -126.15 | 0.051908860 | -6.55 |
| LEASE & FACILITY MAINTENANCE | AY TRUCKING INC | -12.86 | 0.051908860 | -0.67 |
| LEASE & FACILITY MAINTENANCE | AY TRUCKING INC | -11.57 | 0.051908860 | -0.60 |
| LEASE & FACILITY MAINTENANCE | AY TRUCKING INC | -15.28 | 0.051908860 | -0.79 |
| LEASE & FACILITY MAINTENANCE | AY TRUCKING INC | -13.34 | 0.051908860 | -0.69 |
| LEASE & FACILITY MAINTENANCE | LEGACY SAFETY AND CONSUM | -61.11 | 0.051908860 | -3.17 |
| LEASE & FACILITY MAINTENANCE | LEGACY SAFETY AND CONSUM | -83.56 | 0.051908860 | -4.34 |
| LEASE & FACILITY MAINTENANCE | MEWBOURNE OIL COMPANY | -449.50 | 0.051908860 | -23.33 |
| LEASE & FACILITY MAINTENANCE | MEWBOURNE OIL COMPANY | -255.75 | 0.051908860 | -13.28 |
| MISCELLANEOUS EQUIPMENT RENTAL | MEWBOURNE OIL COMPANY | -220.50 | 0.051908860 | -11.45 |
| PRIME MOVER / PUMP MAINTENANCE | HR COMPRESSION & SERVICE | -93.69 | 0.051908860 | -4.86 |
| PRIME MOVER / PUMP MAINTENANCE | HR COMPRESSION & SERVICE | -90.00 | 0.051908860 | -4.67 |
| PRIME MOVER / PUMP MAINTENANCE | HR COMPRESSION & SERVICE | -216.27 | 0.051908860 | -11.23 |
| PUMPING | MEWBOURNE OIL COMPANY | -900.00 | 0.051908860 | -46.72 |
| PUMPING | MEWBOURNE OIL COMPANY | -450.00 | 0.051908860 | -23.36 |
| RENTAL SERVICES | GUNS UP SERVICES | -420.33 | 0.051908860 | -21.82 |
| RENTAL SERVICES | SERVICE COMPRESSION LLC | -4,607.60 | 0.051908860 | -239.17 |
| RENTAL SERVICES | GRAVITY OILFIELD SERVICES | -50.86 | 0.051908860 | -2.64 |
| RENTAL SERVICES | GRAVITY OILFIELD SERVICES | -52.56 | 0.051908860 | -2.73 |
| RENTAL SERVICES | GRAVITY OILFIELD SERVICES | -50.86 | 0.051908860 | -2.64 |
| SALT WATER DISPOSAL | OWL SWD OPERATING LLC | -50.11 | 0.051908860 | -2.60 |
| SALT WATER DISPOSAL | OWL SWD OPERATING LLC | -42.73 | 0.051908860 | -2.22 |
| SALT WATER DISPOSAL | OWL SWD OPERATING LLC | -9,421.32 | 0.051908860 | -489.05 |
| SALT WATER DISPOSAL | NGL WATER SOLUTIONS PERM | -961.85 | 0.051908860 | -49.93 |
| SALT WATER DISPOSAL | AY TRUCKING INC | -101.89 | 0.051908860 | -5.29 |
| SALT WATER DISPOSAL | AY TRUCKING INC | -135.85 | 0.051908860 | -7.05 |
| SALT WATER DISPOSAL | LIMESTONE BASIN PROPERTIE | -620.15 | 0.051908860 | -32.19 |
| SITE RESTORATION & EXCAVATION | R360 ENVIRONMENTAL SOLU | -179.35 | 0.051908860 | -9.31 |
| SITE RESTORATION & EXCAVATION | SUNDANCE SERVICES WEST IN | -10.93 | 0.051908860 | -0.57 |
| OVERHEAD-FIXED RATE | MEWBOURNE OIL COMPANY | 881.16 | 0.052700000 | 46.48 |
| CHEMICALS-WATER TREATING | IMPERATIVE CHEMICAL PART | 333.64 | 0.052753640 | 17.60 |
| CHEMICALS-WATER TREATING | IMPERATIVE CHEMICAL PART | 475.81 | 0.052753640 | 25.10 |
| CHEMICALS-WATER TREATING | IMPERATIVE CHEMICAL PART | 595.34 | 0.052753640 | 31.40 |
| COMPANY SUPERVISION | MEWBOURNE OIL COMPANY | 420.75 | 0.052753640 | 22.20 |
| COMPANY SUPERVISION | MEWBOURNE OIL COMPANY | 637.50 | 0.052753640 | 33.63 |
| COMPANY SUPERVISION | MEWBOURNE OIL COMPANY | 637.50 | 0.052753640 | 33.63 |
| COMPRESSOR MAINTENANCE | G&A FABRICATION LLC | 141.92 | 0.052753640 | 7.49 |
| COMPRESSOR MAINTENANCE | G&A FABRICATION LLC | 141.92 | 0.052753640 | 7.49 |
| FUEL/ POWER / ELECTRICAL | XCEL ENERGY | 597.08 | 0.052753640 | 31.50 |
| GATHERING/TREATING/DEHYDRATION | LEGACY SAFETY AND CONSUM | 19.84 | 0.052753640 | 1.05 |

02-28-2021

039

MEWBOURNE OIL COMPANY

Page 14

SIANA OIL & GAS CO, LLC
TOM M RAGSDALE
400 N SAM HOUSTON PKWY EAST, STE 601
HOUSTON, TX 77060

INVOICE NO.: 202102-15249
INVOICE DATE: 2-28-2021
OWNER: 035904-1
BILLING FOR: February 2021

| REFERENCE/DESCRIPTION OF CHARGES | | GROSS CHARGES | WORKING INTEREST | NET CHARGE |
|----------------------------------|-------------------------------|---------------|------------------|------------|
| GATHERING/TREATING/DEHYDRATION | LEGACY SAFETY AND CONSUMPTION | 24.06 | 0.052753640 | 1.27 |
| GATHERING/TREATING/DEHYDRATION | LEGACY SAFETY AND CONSUMPTION | 138.75 | 0.052753640 | 7.32 |
| LEASE & FACILITY MAINTENANCE | MEWBOURNE OIL COMPANY | 86.24 | 0.052753640 | 4.55 |
| LEASE & FACILITY MAINTENANCE | GAS WELL SERVICES INC | 23.22 | 0.052753640 | 1.22 |
| LEASE & FACILITY MAINTENANCE | GARNER PUMP & SUPPLY INC | 1.18 | 0.052753640 | 0.06 |
| LEASE & FACILITY MAINTENANCE | AMERICAN MILLENNIUM CORP | 25.70 | 0.052753640 | 1.35 |
| LEASE & FACILITY MAINTENANCE | AMERICAN MILLENNIUM CORP | 26.06 | 0.052753640 | 1.37 |
| LEASE & FACILITY MAINTENANCE | TURNCO ENTERPRISES LLC | 18.27 | 0.052753640 | 0.97 |
| LEASE & FACILITY MAINTENANCE | TURNCO ENTERPRISES LLC | 27.69 | 0.052753640 | 1.46 |
| LEASE & FACILITY MAINTENANCE | TURNCO ENTERPRISES LLC | 21.92 | 0.052753640 | 1.16 |
| LEASE & FACILITY MAINTENANCE | TURNCO ENTERPRISES LLC | 43.84 | 0.052753640 | 2.32 |
| LEASE & FACILITY MAINTENANCE | TURNCO ENTERPRISES LLC | 4.61 | 0.052753640 | 0.24 |
| LEASE & FACILITY MAINTENANCE | TURNCO ENTERPRISES LLC | 43.84 | 0.052753640 | 2.32 |
| LEASE & FACILITY MAINTENANCE | TURNCO ENTERPRISES LLC | 56.91 | 0.052753640 | 3.00 |
| LEASE & FACILITY MAINTENANCE | TURNCO ENTERPRISES LLC | 85.00 | 0.052753640 | 4.48 |
| LEASE & FACILITY MAINTENANCE | TURNCO ENTERPRISES LLC | 36.54 | 0.052753640 | 1.93 |
| LEASE & FACILITY MAINTENANCE | TURNCO ENTERPRISES LLC | 14.61 | 0.052753640 | 0.77 |
| LEASE & FACILITY MAINTENANCE | TURNCO ENTERPRISES LLC | 456.00 | 0.052753640 | 24.06 |
| LEASE & FACILITY MAINTENANCE | TURNCO ENTERPRISES LLC | 67.85 | 0.052753640 | 3.58 |
| LEASE & FACILITY MAINTENANCE | EP&S LLC | 129.39 | 0.052753640 | 6.83 |
| LEASE & FACILITY MAINTENANCE | EP&S LLC | 531.49 | 0.052753640 | 28.04 |
| LEASE & FACILITY MAINTENANCE | AY TRUCKING INC | 11.57 | 0.052753640 | 0.61 |
| LEASE & FACILITY MAINTENANCE | AY TRUCKING INC | 24.26 | 0.052753640 | 1.28 |
| LEASE & FACILITY MAINTENANCE | AY TRUCKING INC | 27.90 | 0.052753640 | 1.47 |
| LEASE & FACILITY MAINTENANCE | AY TRUCKING INC | 173.46 | 0.052753640 | 9.15 |
| LEASE & FACILITY MAINTENANCE | AY TRUCKING INC | 33.96 | 0.052753640 | 1.79 |
| LEASE & FACILITY MAINTENANCE | AY TRUCKING INC | 126.15 | 0.052753640 | 6.66 |
| LEASE & FACILITY MAINTENANCE | AY TRUCKING INC | 12.86 | 0.052753640 | 0.68 |
| LEASE & FACILITY MAINTENANCE | AY TRUCKING INC | 11.57 | 0.052753640 | 0.61 |
| LEASE & FACILITY MAINTENANCE | AY TRUCKING INC | 15.28 | 0.052753640 | 0.80 |
| LEASE & FACILITY MAINTENANCE | AY TRUCKING INC | 13.34 | 0.052753640 | 0.70 |
| LEASE & FACILITY MAINTENANCE | LEGACY SAFETY AND CONSUMPTION | 61.11 | 0.052753640 | 3.22 |
| LEASE & FACILITY MAINTENANCE | LEGACY SAFETY AND CONSUMPTION | 83.56 | 0.052753640 | 4.41 |
| LEASE & FACILITY MAINTENANCE | MEWBOURNE OIL COMPANY | 449.50 | 0.052753640 | 23.71 |
| LEASE & FACILITY MAINTENANCE | MEWBOURNE OIL COMPANY | 255.75 | 0.052753640 | 13.50 |
| MISCELLANEOUS EQUIPMENT RENTAL | MEWBOURNE OIL COMPANY | 220.50 | 0.052753640 | 11.64 |
| PRIME MOVER / PUMP MAINTENANCE | HR COMPRESSION & SERVICE | 93.69 | 0.052753640 | 4.94 |
| PRIME MOVER / PUMP MAINTENANCE | HR COMPRESSION & SERVICE | 90.00 | 0.052753640 | 4.75 |
| PRIME MOVER / PUMP MAINTENANCE | HR COMPRESSION & SERVICE | 216.27 | 0.052753640 | 11.41 |
| PUMPING | MEWBOURNE OIL COMPANY | 900.00 | 0.052753640 | 47.48 |
| PUMPING | MEWBOURNE OIL COMPANY | 450.00 | 0.052753640 | 23.74 |
| RENTAL SERVICES | GUNS UP SERVICES | 420.33 | 0.052753640 | 22.18 |

02-28-2021

040

MEWBOURNE OIL COMPANY

Page 15

SIANA OIL & GAS CO, LLC
TOM M RAGSDALE
400 N SAM HOUSTON PKWY EAST, STE 601
HOUSTON, TX 77060

INVOICE NO.: 202102-15249
INVOICE DATE: 2-28-2021
OWNER: 035904-1
BILLING FOR: February 2021

| REFERENCE/DESCRIPTION OF CHARGES | | GROSS CHARGES | WORKING INTEREST | NET CHARGE |
|------------------------------------|-----------------------------|---------------|------------------|------------|
| RENTAL SERVICES | SERVICE COMPRESSION LLC | 4,607.60 | 0.052753640 | 243.06 |
| RENTAL SERVICES | GRAVITY OILFIELD SERVICES | 50.86 | 0.052753640 | 2.68 |
| RENTAL SERVICES | GRAVITY OILFIELD SERVICES | 52.56 | 0.052753640 | 2.77 |
| RENTAL SERVICES | GRAVITY OILFIELD SERVICES | 50.86 | 0.052753640 | 2.68 |
| SALT WATER DISPOSAL | OWL SWD OPERATING LLC | 50.11 | 0.052753640 | 2.64 |
| SALT WATER DISPOSAL | OWL SWD OPERATING LLC | 42.73 | 0.052753640 | 2.26 |
| SALT WATER DISPOSAL | OWL SWD OPERATING LLC | 9,421.32 | 0.052753640 | 497.01 |
| SALT WATER DISPOSAL | NGL WATER SOLUTIONS PERM | 961.85 | 0.052753640 | 50.74 |
| SALT WATER DISPOSAL | AY TRUCKING INC | 101.89 | 0.052753640 | 5.38 |
| SALT WATER DISPOSAL | AY TRUCKING INC | 135.85 | 0.052753640 | 7.16 |
| SALT WATER DISPOSAL | LIMESTONE BASIN PROPERTIE | 620.15 | 0.052753640 | 32.71 |
| SITE RESTORATION & EXCAVATION | R360 ENVIRONMENTAL SOLU7 | 179.35 | 0.052753640 | 9.46 |
| SITE RESTORATION & EXCAVATION | SUNDANCE SERVICES WEST IN | 10.93 | 0.052753640 | 0.58 |
| Total Lease Operating Expense Cost | | 0.00 | | 22.58 |
| Netted Owner | | | | |
| <u>Lease Operating Expense</u> | | | | |
| COMPANY SUPERVISION | MEWBOURNE OIL COMPANY | 862.50 | 0.052753640 | 45.50 |
| COMPANY SUPERVISION | MEWBOURNE OIL COMPANY | 575.00 | 0.052753640 | 30.33 |
| COMPANY SUPERVISION | MEWBOURNE OIL COMPANY | 1,150.00 | 0.052753640 | 60.66 |
| FUEL/ POWER / ELECTRICAL | XCEL ENERGY | 192.24 | 0.052753640 | 10.14 |
| GATHERING/TREATING/DEHYDRATION | PRO-KEM INC | 294.94 | 0.052753640 | 15.56 |
| LEASE & FACILITY | MEWBOURNE OIL COMPANY | 1,050.00 | 0.052753640 | 55.39 |
| LEASE & FACILITY | MEWBOURNE OIL COMPANY | 588.00 | 0.052753640 | 31.02 |
| LEASE & FACILITY | MEWBOURNE OIL COMPANY | 175.00 | 0.052753640 | 9.23 |
| LEASE & FACILITY | MEWBOURNE OIL COMPANY | 350.00 | 0.052753640 | 18.46 |
| LEASE & FACILITY | MEWBOURNE OIL COMPANY | 581.00 | 0.052753640 | 30.65 |
| LEASE & FACILITY MAINTENANCE | GARNER PUMP & SUPPLY INC | 0.78 | 0.052753640 | 0.04 |
| LEASE & FACILITY MAINTENANCE | GARNER PUMP & SUPPLY INC | 39.49 | 0.052753640 | 2.08 |
| LEASE & FACILITY MAINTENANCE | GARNER PUMP & SUPPLY INC | 247.73 | 0.052753640 | 13.06 |
| LEASE & FACILITY MAINTENANCE | K&S OILFIELD SUPPLIES LLC | 326.93 | 0.052753640 | 17.25 |
| LEASE & FACILITY MAINTENANCE | TURNCO ENTERPRISES LLC | 13.14 | 0.052753640 | 0.69 |
| LEASE & FACILITY MAINTENANCE | TURNCO ENTERPRISES LLC | 24.14 | 0.052753640 | 1.28 |
| LEASE & FACILITY MAINTENANCE | TURNCO ENTERPRISES LLC | 300.00 | 0.052753640 | 15.83 |
| LEASE & FACILITY MAINTENANCE | TURNCO ENTERPRISES LLC | 32.86 | 0.052753640 | 1.73 |
| LEASE & FACILITY MAINTENANCE | TURNCO ENTERPRISES LLC | 368.00 | 0.052753640 | 19.41 |
| LEASE & FACILITY MAINTENANCE | TURNCO ENTERPRISES LLC | 42.86 | 0.052753640 | 2.26 |
| LEASE & FACILITY MAINTENANCE | TURNCO ENTERPRISES LLC | 118.29 | 0.052753640 | 6.24 |
| LEASE & FACILITY MAINTENANCE | TURNCO ENTERPRISES LLC | 78.86 | 0.052753640 | 4.16 |
| LEASE & FACILITY MAINTENANCE | INGRAM PROFESSIONAL SERV | 161.16 | 0.052753640 | 8.50 |
| LEASE & FACILITY MAINTENANCE | INGRAM PROFESSIONAL SERV | 1,069.79 | 0.052753640 | 56.43 |
| LEASE & FACILITY MAINTENANCE | INGRAM PROFESSIONAL SERV | 528.48 | 0.052753640 | 27.88 |
| LEASE & FACILITY MAINTENANCE | TRINITY OILFIELD SERVICES & | 706.85 | 0.052753640 | 37.29 |

02-28-2021

041

MEWBOURNE OIL COMPANY

Page 16

SIANA OIL & GAS CO, LLC
TOM M RAGSDALE
400 N SAM HOUSTON PKWY EAST, STE 601
HOUSTON, TX 77060

INVOICE NO.: 202102-15249
INVOICE DATE: 2-28-2021
OWNER: 035904-1
BILLING FOR: February 2021

| REFERENCE/DESCRIPTION OF CHARGES | | GROSS CHARGES | WORKING INTEREST | NET CHARGE |
|--|---------------------------|-------------------|------------------|------------|
| LEASE & FACILITY MAINTENANCE | H-M TRUCKING LLC | 215.79 | 0.052753640 | 11.38 |
| MISCELLANEOUS EQUIPMENT RENTAL | MEWBOURNE OIL COMPANY | 243.04 | 0.052753640 | 12.82 |
| OVERHEAD-FIXED RATE | MEWBOURNE OIL COMPANY | 881.16 | 0.052753640 | 46.48 |
| PUMPING | MEWBOURNE OIL COMPANY | 850.00 | 0.052753640 | 44.84 |
| PUMPING | MEWBOURNE OIL COMPANY | 425.00 | 0.052753640 | 22.42 |
| SALT WATER DISPOSAL | OWL SWD OPERATING LLC | 5,109.83 | 0.052753640 | 269.56 |
| SALT WATER DISPOSAL | OWL SWD OPERATING LLC | 4,467.97 | 0.052753640 | 235.70 |
| SALT WATER DISPOSAL | LIMESTONE BASIN PROPERTIE | 294.08 | 0.052753640 | 15.51 |
| Total Lease Operating Expense Cost | | 22,364.91 | | 1,179.78 |
| 62775000-30 SUBTOTAL | | 22,364.91 | 1,223.83 | |
| PROPERTY: 62775000 62775000-9,120 IBEX 10 B3NC FED COM 1H | | | | |
| <u>Tangible Well Cost</u> | | | | |
| DRILLING HEAD | MEWBOURNE OIL COMPANY | 14,420.25 | 0.051908860 | 748.54 |
| Total Tangible Well Cost Cost | | 14,420.25 | | 748.54 |
| 62775000-9,120 SUBTOTAL | | 14,420.25 | 748.54 | |
| PROPERTY: 62775000 62775000-9,220 IBEX 10 B3NC FED COM 1H | | | | |
| <u>Tangible Well Cost</u> | | | | |
| DRILLING HEAD | MEWBOURNE OIL COMPANY | -14,420.25 | 0.052753640 | -760.72 |
| Total Tangible Well Cost Cost | | -14,420.25 | | -760.72 |
| 62775000-9,220 SUBTOTAL | | -14,420.25 | -760.72 | |
| PROPERTY 62775000 TOTAL | | 22,364.91 | 1,211.65 | |
| PROPERTY: 62776000 62776000-20 IBEX 10 B3OB FED COM 1H | | | | |
| <u>Tangible Well Cost</u> | | | | |
| TUBING HEAD & UPPER SECTION | MEWBOURNE OIL COMPANY | -14,420.25 | 0.032250710 | -465.06 |
| Total Tangible Well Cost Cost | | -14,420.25 | | -465.06 |
| 62776000-20 SUBTOTAL | | -14,420.25 | -465.06 | |
| PROPERTY: 62776000 62776000-30 IBEX 10 B3OB FED COM 1H | | | | |
| <u>Lease Operating Expense</u> | | | | |
| CHEMICALS-OIL TREATING | PRO-KEM INC | 95.18 | 0.032250710 | 3.07 |
| COMPANY SUPERVISION | MEWBOURNE OIL COMPANY | 287.50 | 0.032250710 | 9.27 |
| EMISSIONS CONTROL EQUIPMENT MAINTENANCE | G&A FABRICATION LLC | 152.36 | 0.032250710 | 4.91 |
| FUEL/ POWER / ELECTRICAL | XCEL ENERGY | 500.04 | 0.032250710 | 16.13 |
| LEASE & FACILITY | MEWBOURNE OIL COMPANY | 700.00 | 0.032250710 | 22.58 |
| LEASE & FACILITY | MEWBOURNE OIL COMPANY | 175.00 | 0.032250710 | 5.64 |
| LEASE & FACILITY | MEWBOURNE OIL COMPANY | 231.00 | 0.032250710 | 7.45 |
| LEASE & FACILITY MAINTENANCE | GARNER PUMP & SUPPLY INC | 28.84 | 0.032250710 | 0.93 |
| LEASE & FACILITY MAINTENANCE | GARNER PUMP & SUPPLY INC | 0.78 | 0.032250710 | 0.02 |
| LEASE & FACILITY MAINTENANCE | TURNCO ENTERPRISES LLC | 13.14 | 0.032250710 | 0.42 |

02-28-2021

042

MEWBOURNE OIL COMPANY

Page 17

SIANA OIL & GAS CO, LLC
TOM M RAGSDALE
400 N SAM HOUSTON PKWY EAST, STE 601
HOUSTON, TX 77060

INVOICE NO.: 202102-15249
INVOICE DATE: 2-28-2021
OWNER: 035904-1
BILLING FOR: February 2021

| REFERENCE/DESCRIPTION OF CHARGES | | GROSS CHARGES | WORKING INTEREST | NET CHARGE |
|--|---------------------------|------------------|------------------|---------------|
| LEASE & FACILITY MAINTENANCE | TURNCO ENTERPRISES LLC | 24.14 | 0.032250710 | 0.78 |
| LEASE & FACILITY MAINTENANCE | TURNCO ENTERPRISES LLC | 300.00 | 0.032250710 | 9.68 |
| LEASE & FACILITY MAINTENANCE | TURNCO ENTERPRISES LLC | 150.00 | 0.032250710 | 4.84 |
| LEASE & FACILITY MAINTENANCE | TURNCO ENTERPRISES LLC | 32.85 | 0.032250710 | 1.06 |
| LEASE & FACILITY MAINTENANCE | TURNCO ENTERPRISES LLC | 100.00 | 0.032250710 | 3.22 |
| LEASE & FACILITY MAINTENANCE | TURNCO ENTERPRISES LLC | 42.86 | 0.032250710 | 1.38 |
| LEASE & FACILITY MAINTENANCE | TURNCO ENTERPRISES LLC | 118.28 | 0.032250710 | 3.81 |
| LEASE & FACILITY MAINTENANCE | TURNCO ENTERPRISES LLC | 78.86 | 0.032250710 | 2.54 |
| LEASE & FACILITY MAINTENANCE | INGRAM PROFESSIONAL SERV | 2,286.77 | 0.032250710 | 73.75 |
| LEASE & FACILITY MAINTENANCE | H-M TRUCKING LLC | 215.79 | 0.032250710 | 6.96 |
| LEASE & FACILITY MAINTENANCE | H-M TRUCKING LLC | 893.37 | 0.032250710 | 28.81 |
| MISCELLANEOUS EQUIPMENT RENTAL | MEWBOURNE OIL COMPANY | 243.04 | 0.032250710 | 7.84 |
| OVERHEAD-FIXED RATE | MEWBOURNE OIL COMPANY | 881.16 | 0.032250710 | 28.42 |
| PUMPING | MEWBOURNE OIL COMPANY | 850.00 | 0.032250710 | 27.41 |
| PUMPING | MEWBOURNE OIL COMPANY | 425.00 | 0.032250710 | 13.71 |
| RENTAL SERVICES | NATURAL GAS SERVICES GRO | 4,199.74 | 0.032250710 | 135.44 |
| SALT WATER DISPOSAL | OWL SWD OPERATING LLC | 6,263.66 | 0.032250710 | 202.01 |
| SALT WATER DISPOSAL | OWL SWD OPERATING LLC | 10,252.32 | 0.032250710 | 330.64 |
| SALT WATER DISPOSAL | LIMESTONE BASIN PROPERTIE | 674.84 | 0.032250710 | 21.76 |
| Total Lease Operating Expense Cost | | 30,216.52 | | 974.48 |
| 62776000-30 SUBTOTAL | | 30,216.52 | | 974.48 |
| PROPERTY: 62776000 62776000-9,222 IBEX 10 B3OB FED COM 1H | | | | |
| <u>Tangible Well Cost</u> | | | | |
| DRILLING HEAD | MEWBOURNE OIL COMPANY | 16,575.00 | 0.001157510 | 19.19 |
| Total Tangible Well Cost Cost | | 16,575.00 | | 19.19 |
| 62776000-9,222 SUBTOTAL | | 16,575.00 | | 19.19 |
| PROPERTY: 62776000 62776000-9,232 IBEX 10 B3OB FED COM 1H | | | | |
| <u>Lease Operating Expense</u> | | | | |
| ADVALOREM TAXES | LEA COUNTY TREASURER | 359.28 | 0.001157510 | 0.42 |
| CHEMICALS-WATER TREATING | IMPERATIVE CHEMICAL PART | 126.08 | 0.001157510 | 0.15 |
| CHEMICALS-WATER TREATING | IMPERATIVE CHEMICAL PART | 261.99 | 0.001157510 | 0.30 |
| COMPANY SUPERVISION | MEWBOURNE OIL COMPANY | 1,912.50 | 0.001157510 | 2.21 |
| COMPANY SUPERVISION | MEWBOURNE OIL COMPANY | 433.50 | 0.001157510 | 0.50 |
| COMPANY SUPERVISION | MEWBOURNE OIL COMPANY | 637.50 | 0.001157510 | 0.74 |
| COMPANY SUPERVISION | MEWBOURNE OIL COMPANY | 1,275.00 | 0.001157510 | 1.48 |
| COMPRESSOR MAINTENANCE | G&A FABRICATION LLC | 141.92 | 0.001157510 | 0.16 |
| COMPRESSOR MAINTENANCE | G&A FABRICATION LLC | 141.92 | 0.001157510 | 0.16 |
| FUEL/ POWER / ELECTRICAL | XCEL ENERGY | 623.09 | 0.001157510 | 0.72 |
| FUEL/ POWER / ELECTRICAL | XCEL ENERGY | 414.03 | 0.001157510 | 0.47 |
| GATHERING/TREATING/DEHYDRATION | LEGACY SAFETY AND CONSUM | 34.62 | 0.001157510 | 0.04 |

02-28-2021

043

MEWBOURNE OIL COMPANY

Page 18

SIANA OIL & GAS CO, LLC
TOM M RAGSDALE
400 N SAM HOUSTON PKWY EAST, STE 601
HOUSTON, TX 77060

INVOICE NO.: 202102-15249
INVOICE DATE: 2-28-2021
OWNER: 035904-1
BILLING FOR: February 2021

| REFERENCE/DESCRIPTION OF CHARGES | | GROSS CHARGES | WORKING INTEREST | NET CHARGE |
|----------------------------------|-------------------------------|------------------|---------------------|---------------|
| GATHERING/TREATING/DEHYDRATION | LEGACY SAFETY AND CONSUMPTION | 109.29 | 0.001157510 | 0.13 |
| LEASE & FACILITY MAINTENANCE | MEWBOURNE OIL COMPANY | 95.10 | 0.001157510 | 0.11 |
| LEASE & FACILITY MAINTENANCE | MEWBOURNE OIL COMPANY | 86.24 | 0.001157510 | 0.10 |
| LEASE & FACILITY MAINTENANCE | GAS WELL SERVICES INC | 23.23 | 0.001157510 | 0.03 |
| LEASE & FACILITY MAINTENANCE | GARNER PUMP & SUPPLY INC | 38.93 | 0.001157510 | 0.04 |
| LEASE & FACILITY MAINTENANCE | GARNER PUMP & SUPPLY INC | 1.19 | 0.001157510 | 0.00 |
| LEASE & FACILITY MAINTENANCE | GARNER PUMP & SUPPLY INC | 53.95 | 0.001157510 | 0.06 |
| LEASE & FACILITY MAINTENANCE | GARNER PUMP & SUPPLY INC | 267.56 | 0.001157510 | 0.31 |
| LEASE & FACILITY MAINTENANCE | AMERICAN MILLENNIUM CORP | 25.70 | 0.001157510 | 0.03 |
| LEASE & FACILITY MAINTENANCE | AMERICAN MILLENNIUM CORP | 25.70 | 0.001157510 | 0.03 |
| LEASE & FACILITY MAINTENANCE | TURNCO ENTERPRISES LLC | 21.92 | 0.001157510 | 0.03 |
| LEASE & FACILITY MAINTENANCE | TURNCO ENTERPRISES LLC | 43.85 | 0.001157510 | 0.05 |
| LEASE & FACILITY MAINTENANCE | TURNCO ENTERPRISES LLC | 18.27 | 0.001157510 | 0.02 |
| LEASE & FACILITY MAINTENANCE | TURNCO ENTERPRISES LLC | 49.61 | 0.001157510 | 0.06 |
| LEASE & FACILITY MAINTENANCE | TURNCO ENTERPRISES LLC | 43.85 | 0.001157510 | 0.05 |
| LEASE & FACILITY MAINTENANCE | TURNCO ENTERPRISES LLC | 48.47 | 0.001157510 | 0.06 |
| LEASE & FACILITY MAINTENANCE | TURNCO ENTERPRISES LLC | 56.93 | 0.001157510 | 0.07 |
| LEASE & FACILITY MAINTENANCE | TURNCO ENTERPRISES LLC | 255.00 | 0.001157510 | 0.30 |
| LEASE & FACILITY MAINTENANCE | TURNCO ENTERPRISES LLC | 36.54 | 0.001157510 | 0.04 |
| LEASE & FACILITY MAINTENANCE | TURNCO ENTERPRISES LLC | 14.62 | 0.001157510 | 0.02 |
| LEASE & FACILITY MAINTENANCE | TURNCO ENTERPRISES LLC | 67.86 | 0.001157510 | 0.08 |
| LEASE & FACILITY MAINTENANCE | INGRAM PROFESSIONAL SERVICES | 984.06 | 0.001157510 | 1.14 |
| LEASE & FACILITY MAINTENANCE | INGRAM PROFESSIONAL SERVICES | 2,970.84 | 0.001157510 | 3.44 |
| LEASE & FACILITY MAINTENANCE | TRINITY OILFIELD SERVICES LLC | 134.51 | 0.001157510 | 0.16 |
| LEASE & FACILITY MAINTENANCE | EP&S LLC | 129.39 | 0.001157510 | 0.15 |
| LEASE & FACILITY MAINTENANCE | EP&S LLC | 531.51 | 0.001157510 | 0.62 |
| LEASE & FACILITY MAINTENANCE | AY TRUCKING INC | 63.74 | 0.001157510 | 0.07 |
| LEASE & FACILITY MAINTENANCE | AY TRUCKING INC | 33.97 | 0.001157510 | 0.04 |
| LEASE & FACILITY MAINTENANCE | AY TRUCKING INC | 12.86 | 0.001157510 | 0.01 |
| LEASE & FACILITY MAINTENANCE | AY TRUCKING INC | 26.87 | 0.001157510 | 0.03 |
| LEASE & FACILITY MAINTENANCE | AY TRUCKING INC | 13.34 | 0.001157510 | 0.02 |
| LEASE & FACILITY MAINTENANCE | LEGACY SAFETY AND CONSUMPTION | 48.12 | 0.001157510 | 0.06 |
| LEASE & FACILITY MAINTENANCE | LEGACY SAFETY AND CONSUMPTION | 65.82 | 0.001157510 | 0.08 |
| LEASE & FACILITY MAINTENANCE | MEWBOURNE OIL COMPANY | 651.00 | 0.001157510 | 0.75 |
| LEASE & FACILITY MAINTENANCE | MEWBOURNE OIL COMPANY | 643.25 | 0.001157510 | 0.74 |
| LEASE & FACILITY MAINTENANCE | MEWBOURNE OIL COMPANY | 193.75 | 0.001157510 | 0.22 |
| MISCELLANEOUS EQUIPMENT RENTAL | MEWBOURNE OIL COMPANY | 147.00 | 0.001157510 | 0.17 |
| MISCELLANEOUS EQUIPMENT RENTAL | MEWBOURNE OIL COMPANY | 220.50 | 0.001157510 | 0.26 |
| OVERHEAD-FIXED RATE | MEWBOURNE OIL COMPANY | 872.01 | 0.001157510 | 1.01 |
| OVERHEAD-FIXED RATE | MEWBOURNE OIL COMPANY | 872.01 | 0.001157510 | 1.01 |
| PRIME MOVER / PUMP MAINTENANCE | HR COMPRESSION & SERVICES | 144.64 | 0.001157510 | 0.17 |
| PRIME MOVER / PUMP MAINTENANCE | HR COMPRESSION & SERVICES | 170.31 | 0.001157510 | 0.20 |

02-28-2021

044

MEWBOURNE OIL COMPANY

Page 19

SIANA OIL & GAS CO, LLC
TOM M RAGSDALE
400 N SAM HOUSTON PKWY EAST, STE 601
HOUSTON, TX 77060

INVOICE NO.: 202102-15249
INVOICE DATE: 2-28-2021
OWNER: 035904-1
BILLING FOR: February 2021

| REFERENCE/DESCRIPTION OF CHARGES | | GROSS CHARGES | WORKING INTEREST | NET CHARGE |
|------------------------------------|-----------------------------|---------------|------------------|------------|
| PRIME MOVER / PUMP MAINTENANCE | HR COMPRESSION & SERVICE: | 289.43 | 0.001157510 | 0.34 |
| PRIME MOVER / PUMP MAINTENANCE | HR COMPRESSION & SERVICE: | 1,200.24 | 0.001157510 | 1.39 |
| PROFESSIONAL SERVICES | PRICE ENERGY CONSULTING I | 240.00 | 0.001157510 | 0.28 |
| PUMPING | MEWBOURNE OIL COMPANY | 1,531.25 | 0.001157510 | 1.77 |
| PUMPING | MEWBOURNE OIL COMPANY | 1,350.00 | 0.001157510 | 1.56 |
| RENTAL SERVICES | NATURAL GAS SERVICES GRO | 4,199.74 | 0.001157510 | 4.86 |
| RENTAL SERVICES | NATURAL GAS SERVICES GRO | 4,199.74 | 0.001157510 | 4.86 |
| RENTAL SERVICES | NATURAL GAS SERVICES GRO | 4,199.74 | 0.001157510 | 4.86 |
| RENTAL SERVICES | GUNS UP SERVICES | 184.97 | 0.001157510 | 0.22 |
| RENTAL SERVICES | GUNS UP SERVICES | 331.01 | 0.001157510 | 0.38 |
| RENTAL SERVICES | BASELINE ENERGY SERVICES | 77.03 | 0.001157510 | 0.09 |
| RENTAL SERVICES | GRAVITY OILFIELD SERVICES | 40.05 | 0.001157510 | 0.05 |
| RENTAL SERVICES | GRAVITY OILFIELD SERVICES | 41.39 | 0.001157510 | 0.05 |
| RENTAL SERVICES | GRAVITY OILFIELD SERVICES | 40.05 | 0.001157510 | 0.05 |
| SALT WATER DISPOSAL | OWL SWD OPERATING LLC | 3,943.08 | 0.001157510 | 4.56 |
| SALT WATER DISPOSAL | OWL SWD OPERATING LLC | 50.11 | 0.001157510 | 0.06 |
| SALT WATER DISPOSAL | OWL SWD OPERATING LLC | 5,036.34 | 0.001157510 | 5.83 |
| SALT WATER DISPOSAL | NGL WATER SOLUTIONS PERM | 109.68 | 0.001157510 | 0.13 |
| SALT WATER DISPOSAL | NGL WATER SOLUTIONS PERM | 510.72 | 0.001157510 | 0.59 |
| SALT WATER DISPOSAL | AY TRUCKING INC | 101.89 | 0.001157510 | 0.12 |
| SALT WATER DISPOSAL | AY TRUCKING INC | 135.85 | 0.001157510 | 0.16 |
| SALT WATER DISPOSAL | LIMESTONE BASIN PROPERTIE | 259.56 | 0.001157510 | 0.30 |
| SALT WATER DISPOSAL | LIMESTONE BASIN PROPERTIE | 328.72 | 0.001157510 | 0.38 |
| SITE RESTORATION & EXCAVATION | TRINITY OILFIELD SERVICES & | 163.39 | 0.001157510 | 0.19 |
| SITE RESTORATION & EXCAVATION | SUNDANCE SERVICES WEST IN | 10.95 | 0.001157510 | 0.01 |
| Total Lease Operating Expense Cost | | 45,249.67 | | 52.41 |

62776000-9,232 SUBTOTAL

45,249.67

52.41

PROPERTY 62776000 TOTAL

77,620.94

581.02

PROPERTY: 62906000 62906000-30 GAZELLE 22 B2MD FED COM 2H

Lease Operating Expense

| | | | | |
|---|-----------------------------|--------|-------------|--------|
| CHEMICALS-WATER TREATING | CATALYST OILFIELD SERVICE | 896.75 | 0.196991940 | 176.65 |
| DELAY RENTALS/SI ROYALTIES | STATE OF NEW MEXICO | 160.00 | 0.196991940 | 31.52 |
| EMISSIONS CONTROL EQUIPMENT MAINTENANCE | G&A FABRICATION LLC | 76.17 | 0.196991940 | 15.01 |
| EMISSIONS CONTROL EQUIPMENT MAINTENANCE | G&A FABRICATION LLC | 118.58 | 0.196991940 | 23.36 |
| EMISSIONS CONTROL EQUIPMENT MAINTENANCE | G&A FABRICATION LLC | 76.17 | 0.196991940 | 15.01 |
| EMISSIONS CONTROL EQUIPMENT MAINTENANCE | G&A FABRICATION LLC | 76.17 | 0.196991940 | 15.01 |
| EMISSIONS CONTROL EQUIPMENT MAINTENANCE | G&A FABRICATION LLC | 76.17 | 0.196991940 | 15.01 |
| EMISSIONS CONTROL EQUIPMENT MAINTENANCE | VAPROX LLC | 135.89 | 0.196991940 | 26.77 |
| EMISSIONS CONTROL EQUIPMENT MAINTENANCE | TRINITY OILFIELD SERVICES & | 145.06 | 0.196991940 | 28.58 |
| FUEL/ POWER / ELECTRICAL | XCEL ENERGY | 306.87 | 0.196991940 | 60.45 |
| LEASE & FACILITY | MEWBOURNE OIL COMPANY | 175.00 | 0.196991940 | 34.47 |

02-28-2021

045

MEWBOURNE OIL COMPANY

Page 20

SIANA OIL & GAS CO, LLC
TOM M RAGSDALE
400 N SAM HOUSTON PKWY EAST, STE 601
HOUSTON, TX 77060

INVOICE NO.: 202102-15249
INVOICE DATE: 2-28-2021
OWNER: 035904-1
BILLING FOR: February 2021

| REFERENCE/DESCRIPTION OF CHARGES | | GROSS CHARGES | WORKING INTEREST | NET CHARGE |
|---|---------------------------|------------------|---------------------|---------------|
| LEASE & FACILITY | MEWBOURNE OIL COMPANY | 175.00 | 0.196991940 | 34.47 |
| LEASE & FACILITY | MEWBOURNE OIL COMPANY | 700.00 | 0.196991940 | 137.90 |
| LEASE & FACILITY | MEWBOURNE OIL COMPANY | 238.00 | 0.196991940 | 46.89 |
| LEASE & FACILITY MAINTENANCE | CUSTOM WELDING OF HOBBS | 909.05 | 0.196991940 | 179.07 |
| LEASE & FACILITY MAINTENANCE | CUSTOM WELDING OF HOBBS | 909.05 | 0.196991940 | 179.07 |
| LEASE & FACILITY MAINTENANCE | GARNER PUMP & SUPPLY INC | 0.78 | 0.196991940 | 0.17 |
| LEASE & FACILITY MAINTENANCE | K&S OILFIELD SUPPLIES LLC | 133.60 | 0.196991940 | 26.32 |
| LEASE & FACILITY MAINTENANCE | TURNCO ENTERPRISES LLC | 13.14 | 0.196991940 | 2.59 |
| LEASE & FACILITY MAINTENANCE | TURNCO ENTERPRISES LLC | 24.14 | 0.196991940 | 4.76 |
| LEASE & FACILITY MAINTENANCE | TURNCO ENTERPRISES LLC | 100.00 | 0.196991940 | 19.70 |
| LEASE & FACILITY MAINTENANCE | TURNCO ENTERPRISES LLC | 322.00 | 0.196991940 | 63.43 |
| LEASE & FACILITY MAINTENANCE | TURNCO ENTERPRISES LLC | 184.00 | 0.196991940 | 36.24 |
| LEASE & FACILITY MAINTENANCE | TURNCO ENTERPRISES LLC | 75.00 | 0.196991940 | 14.78 |
| LEASE & FACILITY MAINTENANCE | TURNCO ENTERPRISES LLC | 322.00 | 0.196991940 | 63.43 |
| LEASE & FACILITY MAINTENANCE | TURNCO ENTERPRISES LLC | 276.00 | 0.196991940 | 54.38 |
| LEASE & FACILITY MAINTENANCE | TURNCO ENTERPRISES LLC | 32.84 | 0.196991940 | 6.47 |
| LEASE & FACILITY MAINTENANCE | TURNCO ENTERPRISES LLC | 50.00 | 0.196991940 | 9.85 |
| LEASE & FACILITY MAINTENANCE | TURNCO ENTERPRISES LLC | 42.85 | 0.196991940 | 8.44 |
| LEASE & FACILITY MAINTENANCE | TURNCO ENTERPRISES LLC | 118.28 | 0.196991940 | 23.29 |
| LEASE & FACILITY MAINTENANCE | TURNCO ENTERPRISES LLC | 78.85 | 0.196991940 | 15.53 |
| LEASE & FACILITY MAINTENANCE | INGRAM PROFESSIONAL SERV | 797.05 | 0.196991940 | 157.01 |
| LEASE & FACILITY MAINTENANCE | INGRAM PROFESSIONAL SERV | 161.15 | 0.196991940 | 31.74 |
| LEASE & FACILITY MAINTENANCE | EP&S LLC | 7.20 | 0.196991940 | 1.42 |
| LEASE & FACILITY MAINTENANCE | EP&S LLC | 114.73 | 0.196991940 | 22.60 |
| LEASE & FACILITY MAINTENANCE | EP&S LLC | 56.02 | 0.196991940 | 11.03 |
| LEASE & FACILITY MAINTENANCE | LIMESTONE BASIN PROPERTIE | 2,865.48 | 0.196991940 | 564.48 |
| MISCELLANEOUS EQUIPMENT RENTAL | MEWBOURNE OIL COMPANY | 243.04 | 0.196991940 | 47.88 |
| OVERHEAD-FIXED RATE | MEWBOURNE OIL COMPANY | 881.16 | 0.196991940 | 173.58 |
| PRIME MOVER / PUMP MAINTENANCE | HR COMPRESSION & SERVICE | 354.84 | 0.196991940 | 69.90 |
| PUMPING | MEWBOURNE OIL COMPANY | 850.00 | 0.196991940 | 167.44 |
| PUMPING | MEWBOURNE OIL COMPANY | 425.00 | 0.196991940 | 83.72 |
| RENTAL SERVICES | USA COMPRESSION PARTNER | 5,011.26 | 0.196991940 | 987.18 |
| SALT WATER DISPOSAL | OWL SWD OPERATING LLC | 7,576.99 | 0.196991940 | 1,492.61 |
| SALT WATER DISPOSAL | OWL SWD OPERATING LLC | 6,064.65 | 0.196991940 | 1,194.69 |
| SALT WATER DISPOSAL | LIMESTONE BASIN PROPERTIE | 399.20 | 0.196991940 | 78.64 |
| Total Lease Operating Expense Cost | | 32,755.18 | | 6,452.54 |
| 62906000-30 SUBTOTAL | | 32,755.18 | | 6,452.54 |
| PROPERTY 62906000 TOTAL | | 32,755.18 | | 6,452.54 |
| PROPERTY: 62915000 62915000-20 CREEDENCE 21/16 W0ED ST COM 2H | | | | |
| Intangible Well Cost | | | | |
| COMPANY SUPERVISION | MEWBOURNE OIL COMPANY | 1,150.00 | 0.006363620 | 7.32 |

02-28-2021

046

MEWBOURNE OIL COMPANY

Page 21

SIANA OIL & GAS CO, LLC
TOM M RAGSDALE
400 N SAM HOUSTON PKWY EAST, STE 601
HOUSTON, TX 77060

INVOICE NO.: 202102-15249
INVOICE DATE: 2-28-2021
OWNER: 035904-1
BILLING FOR: February 2021

| REFERENCE/DESCRIPTION OF CHARGES | | GROSS CHARGES | WORKING INTEREST | NET CHARGE |
|--|-----------------------------|------------------|------------------|------------|
| Total Intangible Well Cost Cost | | 1,150.00 | | 7.32 |
| <u>Tangible Well Cost</u> | | | | |
| SUBSURFACE EQUIP. & ARTIFICIAL LIFT SYSTEMS | HUDSON PACKER COMPANY I | 7,105.81 | 0.006363620 | 45.22 |
| SUBSURFACE EQUIP. & ARTIFICIAL LIFT SYSTEMS | ENDURANCE LIFT SOLUTIONS | 5,541.36 | 0.006363620 | 35.26 |
| TUBING (2" - 4") | PATRIOT PREMIUM THREADIN | 79,617.33 | 0.006363620 | 506.65 |
| Total Tangible Well Cost Cost | | 92,264.50 | | 587.13 |
| 62915000-20 SUBTOTAL | | 93,414.50 | 594.45 | |
| PROPERTY: 62915000 62915000-30 CREEDENCE 21/16 W0ED ST COM 2H | | | | |
| <u>Lease Operating Expense</u> | | | | |
| COMPANY SUPERVISION | MEWBOURNE OIL COMPANY | 2,300.00 | 0.006363620 | 14.64 |
| COMPANY SUPERVISION | MEWBOURNE OIL COMPANY | 1,725.00 | 0.006363620 | 10.98 |
| COMPANY SUPERVISION | MEWBOURNE OIL COMPANY | 862.50 | 0.006363620 | 5.49 |
| COMPRESSOR MAINTENANCE | TRINITY OILFIELD SERVICES & | 203.97 | 0.006363620 | 1.30 |
| COMPRESSOR MAINTENANCE | TRINITY OILFIELD SERVICES & | 79.47 | 0.006363620 | 0.51 |
| CONTRACT SUPERVISION | GSM OILFIELD SERVICES INC | 1,609.48 | 0.006363620 | 10.24 |
| EMISSIONS CONTROL EQUIPMENT MAINTENANCE | K&S OILFIELD SUPPLIES LLC | 11.21 | 0.006363620 | 0.07 |
| EMISSIONS CONTROL EQUIPMENT MAINTENANCE | PRESTIGE EQUIPMENT RENTA | 417.39 | 0.006363620 | 2.66 |
| EMISSIONS CONTROL EQUIPMENT MAINTENANCE | VAPROX LLC | 78.85 | 0.006363620 | 0.50 |
| EMISSIONS CONTROL EQUIPMENT MAINTENANCE | VAPROX LLC | 180.11 | 0.006363620 | 1.15 |
| EMISSIONS CONTROL EQUIPMENT MAINTENANCE | AUTOMATED WELLHEAD COM | 153.65 | 0.006363620 | 0.98 |
| EMISSIONS CONTROL EQUIPMENT MAINTENANCE | AUTOMATED WELLHEAD COM | 474.22 | 0.006363620 | 3.02 |
| FUEL/ POWER / ELECTRICAL | XCEL ENERGY | 6,364.99 | 0.006363620 | 40.50 |
| GATHERING/TREATING/DEHYDRATION | GAS WELL SERVICES INC | 1,366.04 | 0.006363620 | 8.69 |
| GATHERING/TREATING/DEHYDRATION | GAS WELL SERVICES INC | 56.53 | 0.006363620 | 0.36 |
| GATHERING/TREATING/DEHYDRATION | GAS WELL SERVICES INC | 764.91 | 0.006363620 | 4.87 |
| GATHERING/TREATING/DEHYDRATION | GAS WELL SERVICES INC | 52.58 | 0.006363620 | 0.33 |
| GATHERING/TREATING/DEHYDRATION | GAS WELL SERVICES INC | 49.49 | 0.006363620 | 0.31 |
| LEASE & FACILITY | MEWBOURNE OIL COMPANY | 350.00 | 0.006363620 | 2.23 |
| LEASE & FACILITY | MEWBOURNE OIL COMPANY | 350.00 | 0.006363620 | 2.23 |
| LEASE & FACILITY MAINTENANCE | GAS WELL SERVICES INC | 244.77 | 0.006363620 | 1.56 |
| LEASE & FACILITY MAINTENANCE | GAS WELL SERVICES INC | 248.11 | 0.006363620 | 1.58 |
| LEASE & FACILITY MAINTENANCE | KEYSTONE PUMP & SUPPLY LI | 54.34 | 0.006363620 | 0.35 |
| LEASE & FACILITY MAINTENANCE | KEYSTONE PUMP & SUPPLY LI | 736.41 | 0.006363620 | 4.69 |
| LEASE & FACILITY MAINTENANCE | KEYSTONE PUMP & SUPPLY LI | 308.53 | 0.006363620 | 1.96 |
| LEASE & FACILITY MAINTENANCE | KEYSTONE PUMP & SUPPLY LI | 35.96 | 0.006363620 | 0.23 |
| LEASE & FACILITY MAINTENANCE | KEYSTONE PUMP & SUPPLY LI | 404.98 | 0.006363620 | 2.58 |
| LEASE & FACILITY MAINTENANCE | KEYSTONE PUMP & SUPPLY LI | 104.50 | 0.006363620 | 0.67 |
| LEASE & FACILITY MAINTENANCE | KEYSTONE PUMP & SUPPLY LI | 292.21 | 0.006363620 | 1.86 |
| LEASE & FACILITY MAINTENANCE | TURNCO ENTERPRISES LLC | 100.00 | 0.006363620 | 0.64 |
| LEASE & FACILITY MAINTENANCE | TURNCO ENTERPRISES LLC | 50.00 | 0.006363620 | 0.32 |
| LEASE & FACILITY MAINTENANCE | TURNCO ENTERPRISES LLC | 50.00 | 0.006363620 | 0.32 |

02-28-2021

047

MEWBOURNE OIL COMPANY

Page 22

SIANA OIL & GAS CO, LLC
TOM M RAGSDALE
400 N SAM HOUSTON PKWY EAST, STE 601
HOUSTON, TX 77060

INVOICE NO.: 202102-15249
INVOICE DATE: 2-28-2021
OWNER: 035904-1
BILLING FOR: February 2021

| REFERENCE/DESCRIPTION OF CHARGES | | GROSS CHARGES | WORKING INTEREST | NET CHARGE |
|--|-----------------------------|-------------------|------------------|-----------------|
| LEASE & FACILITY MAINTENANCE | TURNCO ENTERPRISES LLC | 500.00 | 0.006363620 | 3.18 |
| LEASE & FACILITY MAINTENANCE | TURNCO ENTERPRISES LLC | 100.00 | 0.006363620 | 0.64 |
| OVERHEAD-FIXED RATE | MEWBOURNE OIL COMPANY | 881.16 | 0.006363620 | 5.61 |
| PUMPING | MEWBOURNE OIL COMPANY | 850.00 | 0.006363620 | 5.41 |
| PUMPING | MEWBOURNE OIL COMPANY | 850.00 | 0.006363620 | 5.41 |
| RENTAL SERVICES | KODIAK GAS SERVICES LLC | 3,715.83 | 0.006363620 | 23.65 |
| SALT WATER DISPOSAL | MEWBOURNE OIL COMPANY | 48,977.09 | 0.006363620 | 311.67 |
| WELL EQUIPMENT-SURFACE | DIVINE WIRELINE SOLUTIONS | 3,575.23 | 0.006363620 | 22.75 |
| WELL SERVICE & REPAIR | L & R WELL SERVICE INC | 1,072.51 | 0.006363620 | 6.83 |
| WELL SERVICE & REPAIR | L & R WELL SERVICE INC | 4,609.19 | 0.006363620 | 29.33 |
| WELL SERVICE & REPAIR | L & R WELL SERVICE INC | 286.09 | 0.006363620 | 1.82 |
| WELL SERVICE & REPAIR | WEATHERFORD US LP | 640.32 | 0.006363620 | 4.07 |
| WELL SERVICE & REPAIR | STONE OILFIELD SERVICE INC | 2,037.75 | 0.006363620 | 12.97 |
| WELL SERVICE & REPAIR | DIVINE ENERGY SERVICES LL | 427.25 | 0.006363620 | 2.72 |
| WELL SERVICE & REPAIR | DIVINE ENERGY SERVICES LL | 16.02 | 0.006363620 | 0.10 |
| WELL SERVICE & REPAIR | EXCALIBUR OILFIELD SERVIC | 757.60 | 0.006363620 | 4.82 |
| Total Lease Operating Expense Cost | | 89,376.24 | | 568.80 |
| 62915000-30 SUBTOTAL | | 89,376.24 | | 568.80 |
| PROPERTY 62915000 TOTAL | | 182,790.74 | | 1,163.25 |
| PROPERTY: 62916000 62916000-20 CREEDENCE 21/16 W1ED ST COM 1H | | | | |
| <u>Tangible Well Cost</u> | | | | |
| SUBSURFACE EQUIP. & ARTIFICIAL LIFT SYSTEMS | ENDURANCE LIFT SOLUTIONS | 3,100.66 | 0.006363620 | 19.73 |
| Total Tangible Well Cost Cost | | 3,100.66 | | 19.73 |
| 62916000-20 SUBTOTAL | | 3,100.66 | | 19.73 |
| PROPERTY: 62916000 62916000-30 CREEDENCE 21/16 W1ED ST COM 1H | | | | |
| <u>Lease Operating Expense</u> | | | | |
| COMPANY SUPERVISION | MEWBOURNE OIL COMPANY | 575.00 | 0.006363620 | 3.66 |
| COMPRESSOR MAINTENANCE | TRINITY OILFIELD SERVICES & | 203.97 | 0.006363620 | 1.30 |
| COMPRESSOR MAINTENANCE | TRINITY OILFIELD SERVICES & | 79.47 | 0.006363620 | 0.51 |
| EMISSIONS CONTROL EQUIPMENT MAINTENANCE | K&S OILFIELD SUPPLIES LLC | 11.19 | 0.006363620 | 0.07 |
| EMISSIONS CONTROL EQUIPMENT MAINTENANCE | PRESTIGE EQUIPMENT RENTA | 417.31 | 0.006363620 | 2.66 |
| EMISSIONS CONTROL EQUIPMENT MAINTENANCE | VAPROX LLC | 78.84 | 0.006363620 | 0.50 |
| EMISSIONS CONTROL EQUIPMENT MAINTENANCE | VAPROX LLC | 180.11 | 0.006363620 | 1.15 |
| EMISSIONS CONTROL EQUIPMENT MAINTENANCE | AUTOMATED WELLHEAD COM | 153.63 | 0.006363620 | 0.98 |
| EMISSIONS CONTROL EQUIPMENT MAINTENANCE | AUTOMATED WELLHEAD COM | 474.17 | 0.006363620 | 3.02 |
| FUEL/ POWER / ELECTRICAL | XCEL ENERGY | 6,105.93 | 0.006363620 | 38.86 |
| GATHERING/TREATING/DEHYDRATION | GAS WELL SERVICES INC | 1,366.14 | 0.006363620 | 8.69 |
| GATHERING/TREATING/DEHYDRATION | GAS WELL SERVICES INC | 56.53 | 0.006363620 | 0.36 |
| GATHERING/TREATING/DEHYDRATION | GAS WELL SERVICES INC | 764.95 | 0.006363620 | 4.87 |
| GATHERING/TREATING/DEHYDRATION | GAS WELL SERVICES INC | 52.60 | 0.006363620 | 0.33 |

02-28-2021

048

MEWBOURNE OIL COMPANY

Page 23

SIANA OIL & GAS CO, LLC
TOM M RAGSDALE
400 N SAM HOUSTON PKWY EAST, STE 601
HOUSTON, TX 77060

INVOICE NO.: 202102-15249
INVOICE DATE: 2-28-2021
OWNER: 035904-1
BILLING FOR: February 2021

| REFERENCE/DESCRIPTION OF CHARGES | | GROSS CHARGES | WORKING INTEREST | NET CHARGE |
|------------------------------------|----------------------------|---------------|------------------|------------|
| GATHERING/TREATING/DEHYDRATION | GAS WELL SERVICES INC | 49.52 | 0.006363620 | 0.31 |
| LEASE & FACILITY | MEWBOURNE OIL COMPANY | 175.00 | 0.006363620 | 1.11 |
| LEASE & FACILITY | MEWBOURNE OIL COMPANY | 350.00 | 0.006363620 | 2.23 |
| LEASE & FACILITY MAINTENANCE | GAS WELL SERVICES INC | 182.25 | 0.006363620 | 1.16 |
| LEASE & FACILITY MAINTENANCE | KEYSTONE PUMP & SUPPLY LI | 54.35 | 0.006363620 | 0.35 |
| LEASE & FACILITY MAINTENANCE | KEYSTONE PUMP & SUPPLY LI | 736.43 | 0.006363620 | 4.69 |
| LEASE & FACILITY MAINTENANCE | KEYSTONE PUMP & SUPPLY LI | 308.55 | 0.006363620 | 1.96 |
| LEASE & FACILITY MAINTENANCE | KEYSTONE PUMP & SUPPLY LI | 35.97 | 0.006363620 | 0.23 |
| LEASE & FACILITY MAINTENANCE | KEYSTONE PUMP & SUPPLY LI | 405.00 | 0.006363620 | 2.58 |
| LEASE & FACILITY MAINTENANCE | KEYSTONE PUMP & SUPPLY LI | 104.51 | 0.006363620 | 0.67 |
| LEASE & FACILITY MAINTENANCE | KEYSTONE PUMP & SUPPLY LI | 292.23 | 0.006363620 | 1.86 |
| LEASE & FACILITY MAINTENANCE | KEYSTONE PUMP & SUPPLY LI | 131.46 | 0.006363620 | 0.84 |
| LEASE & FACILITY MAINTENANCE | TURNCO ENTERPRISES LLC | 100.00 | 0.006363620 | 0.64 |
| LEASE & FACILITY MAINTENANCE | TURNCO ENTERPRISES LLC | 50.00 | 0.006363620 | 0.32 |
| LEASE & FACILITY MAINTENANCE | TURNCO ENTERPRISES LLC | 50.00 | 0.006363620 | 0.32 |
| LEASE & FACILITY MAINTENANCE | TURNCO ENTERPRISES LLC | 100.00 | 0.006363620 | 0.64 |
| OVERHEAD-FIXED RATE | MEWBOURNE OIL COMPANY | 881.16 | 0.006363620 | 5.61 |
| PUMPING | MEWBOURNE OIL COMPANY | 850.00 | 0.006363620 | 5.41 |
| PUMPING | MEWBOURNE OIL COMPANY | 850.00 | 0.006363620 | 5.41 |
| RENTAL SERVICES | KODIAK GAS SERVICES LLC | 3,715.83 | 0.006363620 | 23.65 |
| SALT WATER DISPOSAL | MEWBOURNE OIL COMPANY | 61,223.43 | 0.006363620 | 389.60 |
| WELL SERVICE & REPAIR | STONE OILFIELD SERVICE INC | 1,528.31 | 0.006363620 | 9.73 |
| Total Lease Operating Expense Cost | | 82,693.84 | | 526.28 |

62916000-30 SUBTOTAL

82,693.84

526.28

PROPERTY 62916000 TOTAL

85,794.50

546.01

PROPERTY: 62948000 62948000-10 INLAND 26/23 B2PI STATE COM 1H

Intangible Well Cost

| | | | | |
|---------------------------------|-----------------------|--------|-------------|-------|
| COMPANY SUPERVISION | MEWBOURNE OIL COMPANY | 550.00 | 0.100000000 | 55.00 |
| Total Intangible Well Cost Cost | | 550.00 | | 55.00 |

Intangible Well Cost

| | | | | |
|---------------------------------|-------------------|----------|-------------|--------|
| REGULATORY PERMITS & SURVEYS | RRC SURVEYING LLC | 2,055.08 | 0.100000000 | 205.51 |
| Total Intangible Well Cost Cost | | 2,055.08 | | 205.51 |

Intangible Well Cost

| | | | | |
|---------------------------------|-----------------------|----------|-------------|--------|
| COMPANY SUPERVISION | MEWBOURNE OIL COMPANY | 1,125.00 | 0.100000000 | 112.50 |
| COMPANY SUPERVISION | MEWBOURNE OIL COMPANY | 562.50 | 0.100000000 | 56.25 |
| COMPANY SUPERVISION | MEWBOURNE OIL COMPANY | 368.75 | 0.100000000 | 36.88 |
| Total Intangible Well Cost Cost | | 2,056.25 | | 205.63 |

Intangible Well Cost

02-28-2021

049

MEWBOURNE OIL COMPANY

Page 24

SIANA OIL & GAS CO, LLC
TOM M RAGSDALE
400 N SAM HOUSTON PKWY EAST, STE 601
HOUSTON, TX 77060

INVOICE NO.: 202102-15249
INVOICE DATE: 2-28-2021
OWNER: 035904-1
BILLING FOR: February 2021

| REFERENCE/DESCRIPTION OF CHARGES | | GROSS CHARGES | WORKING INTEREST | NET CHARGE |
|--------------------------------------|-----------------------------|---------------|------------------|------------|
| REGULATORY PERMITS & SURVEYS | RRC SURVEYING LLC | 234.99 | 0.100000000 | 23.50 |
| Total Intangible Well Cost Cost | | 234.99 | | 23.50 |
| <u>Intangible Well Cost</u> | | | | |
| COMPANY SUPERVISION | MEWBOURNE OIL COMPANY | 625.00 | 0.100000000 | 62.50 |
| COMPANY SUPERVISION | MEWBOURNE OIL COMPANY | 625.00 | 0.100000000 | 62.50 |
| LOCATION / ROAD / SITE / PREPARATION | THE MERCHANT LIVESTOCK C | 18,029.14 | 0.100000000 | 1,802.91 |
| LOCATION / ROAD / SITE / PREPARATION | THE MERCHANT LIVESTOCK C | 6,958.80 | 0.100000000 | 695.88 |
| REGULATORY PERMITS & SURVEYS | RRC SURVEYING LLC | 2,685.20 | 0.100000000 | 268.52 |
| Total Intangible Well Cost Cost | | 28,923.14 | | 2,892.31 |
| <u>Intangible Well Cost</u> | | | | |
| COMPANY SUPERVISION | MEWBOURNE OIL COMPANY | 625.00 | 0.100000000 | 62.50 |
| COMPANY SUPERVISION | MEWBOURNE OIL COMPANY | 1,562.50 | 0.100000000 | 156.25 |
| LOCATION / ROAD / SITE / PREPARATION | TRINITY OILFIELD SERVICES & | 31,423.17 | 0.100000000 | 3,142.32 |
| Total Intangible Well Cost Cost | | 33,610.67 | | 3,361.07 |
| <u>Intangible Well Cost</u> | | | | |
| COMPANY SUPERVISION | MEWBOURNE OIL COMPANY | 625.00 | 0.100000000 | 62.50 |
| COMPANY SUPERVISION | MEWBOURNE OIL COMPANY | 1,031.25 | 0.100000000 | 103.13 |
| Total Intangible Well Cost Cost | | 1,656.25 | | 165.63 |
| <u>Intangible Well Cost</u> | | | | |
| COMPANY SUPERVISION | MEWBOURNE OIL COMPANY | 325.00 | 0.100000000 | 32.50 |
| COMPANY SUPERVISION | MEWBOURNE OIL COMPANY | 650.00 | 0.100000000 | 65.00 |
| COMPANY SUPERVISION | MEWBOURNE OIL COMPANY | 650.00 | 0.100000000 | 65.00 |
| COMPANY SUPERVISION | MEWBOURNE OIL COMPANY | 412.50 | 0.100000000 | 41.25 |
| COMPANY SUPERVISION | MEWBOURNE OIL COMPANY | 1,300.00 | 0.100000000 | 130.00 |
| REGULATORY PERMITS & SURVEYS | BOONE ARCHAEOLOGICAL RE | 957.75 | 0.100000000 | 95.78 |
| WELL / LEASE LEGAL | HINKLE SHANOR LLP | 3,051.43 | 0.100000000 | 305.14 |
| Total Intangible Well Cost Cost | | 7,346.68 | | 734.67 |
| <u>Intangible Well Cost</u> | | | | |
| COMPANY SUPERVISION | MEWBOURNE OIL COMPANY | 1,275.00 | 0.100000000 | 127.50 |
| REGULATORY PERMITS & SURVEYS | RRC SURVEYING LLC | 848.22 | 0.100000000 | 84.82 |
| Total Intangible Well Cost Cost | | 2,123.22 | | 212.32 |
| <u>Intangible Well Cost</u> | | | | |
| CASING / TUBING / SNUBBING SERVICES | BUTCH'S RAT HOLE & ANCHOI | 4,773.42 | 0.100000000 | 477.34 |
| CEMENTING | WEATHERFORD US LP | 25,572.67 | 0.100000000 | 2,557.26 |
| CEMENTING | WEATHERFORD US LP | 2,248.21 | 0.100000000 | 224.82 |
| CEMENTING | WEATHERFORD US LP | 3,385.03 | 0.100000000 | 338.50 |
| CEMENTING | UNIVERSAL PRESSURE PUMPI | 27,538.49 | 0.100000000 | 2,753.85 |

02-28-2021

050

MEWBOURNE OIL COMPANY

Page 25

SIANA OIL & GAS CO, LLC
TOM M RAGSDALE
400 N SAM HOUSTON PKWY EAST, STE 601
HOUSTON, TX 77060

INVOICE NO.: 202102-15249
INVOICE DATE: 2-28-2021
OWNER: 035904-1
BILLING FOR: February 2021

| REFERENCE/DESCRIPTION OF CHARGES | | GROSS CHARGES | WORKING INTEREST | NET CHARGE |
|--|-----------------------------|---------------|------------------|------------|
| COMPANY SUPERVISION | MEWBOURNE OIL COMPANY | 600.00 | 0.100000000 | 60.00 |
| COMPANY SUPERVISION | MEWBOURNE OIL COMPANY | 525.00 | 0.100000000 | 52.50 |
| COMPANY SUPERVISION | MEWBOURNE OIL COMPANY | 195.00 | 0.100000000 | 19.50 |
| COMPANY SUPERVISION | MEWBOURNE OIL COMPANY | 2,812.50 | 0.100000000 | 281.25 |
| EQUIPMENT RENTAL | LA ENTERPRISE SERVICES INC | 402.11 | 0.100000000 | 40.21 |
| EQUIPMENT RENTAL | LA ENTERPRISE SERVICES INC | 399.48 | 0.100000000 | 39.95 |
| FUEL | FRONK OIL COMPANY INC | 12,140.30 | 0.100000000 | 1,214.03 |
| FUEL | FRONK OIL COMPANY INC | 6,736.06 | 0.100000000 | 673.60 |
| INSPECTION & REPAIR SERVICES | CHARLIE'S FIELD SERVICE INC | 2,965.51 | 0.100000000 | 296.55 |
| LOCATION / RESTORATION | DUKE OILFIELD SERVICES LLC | 5,317.20 | 0.100000000 | 531.72 |
| LOCATION / RESTORATION | DUKE OILFIELD SERVICES LLC | 9,684.90 | 0.100000000 | 968.49 |
| MUD - SPECIALIZED | FRONK OIL COMPANY INC | 5,490.17 | 0.100000000 | 549.02 |
| MUD - SPECIALIZED | QATAR LLC | 1,340.19 | 0.100000000 | 134.02 |
| OVERHEAD FIXED RATE | MEWBOURNE OIL COMPANY | 293.72 | 0.100000000 | 29.37 |
| REGULATORY PERMITS & SURVEYS | A-1 SIGN ENGRAVERS INC | 88.54 | 0.100000000 | 8.85 |
| RIG MOBILIZATION / DEMOBILIZATION | CHARLIE'S FIELD SERVICE INC | 785.42 | 0.100000000 | 78.54 |
| RIG MOBILIZATION / DEMOBILIZATION | BRADY'S WELDING & MACHIN | 7,500.00 | 0.100000000 | 750.00 |
| RIG MOBILIZATION / DEMOBILIZATION | BRADY'S WELDING & MACHIN | 66,125.00 | 0.100000000 | 6,612.50 |
| RIG MOBILIZATION / DEMOBILIZATION | PATTERSON UTI DRILLING CO | 2,802.35 | 0.100000000 | 280.24 |
| TESTING & FLOWBACK SERVICES | MAN WELDING SERVICE | 1,709.10 | 0.100000000 | 170.91 |
| TESTING & FLOWBACK SERVICES | MAN WELDING SERVICE | 3,560.63 | 0.100000000 | 356.06 |
| TRANSPORTATION | L & R WELL SERVICE INC | 890.05 | 0.100000000 | 89.00 |
| TRANSPORTATION | HUGHES OILFIELD TRANSPOR | 386.65 | 0.100000000 | 38.67 |
| TRANSPORTATION | MCCULLAR AND SON'S WELDI | 694.82 | 0.100000000 | 69.48 |
| TRANSPORTATION | MCCULLAR AND SON'S WELDI | 1,068.96 | 0.100000000 | 106.90 |
| WATER AND OTHER | DUKE OILFIELD SERVICES LLC | 670.98 | 0.100000000 | 67.10 |
| WATER AND OTHER | DUKE OILFIELD SERVICES LLC | 2,386.41 | 0.100000000 | 238.64 |
| WATER AND OTHER | TRINITY OILFIELD SERVICES & | 580.25 | 0.100000000 | 58.02 |
| WELDING / CONSTRUCTION / MAINT. SERVICES | MCCULLAR AND SON'S WELDI | 654.20 | 0.100000000 | 65.42 |
| WELDING / CONSTRUCTION / MAINT. SERVICES | MC WELDING LLC | 419.59 | 0.100000000 | 41.96 |
| Total Intangible Well Cost Cost | | 202,742.91 | | 20,274.27 |
| <u>Intangible Well Cost</u> | | | | |
| BITS | NATIONAL OILWELL DHT LP | 8,294.12 | 0.100000000 | 829.41 |
| BITS | ULTERRA DRILLING | 10,540.51 | 0.100000000 | 1,054.05 |
| BITS | ULTERRA DRILLING | 18,316.91 | 0.100000000 | 1,831.69 |
| BITS | TAUREX DRILL BITS LLC | 8,123.51 | 0.100000000 | 812.35 |
| BITS | TAUREX DRILL BITS LLC | 10,233.51 | 0.100000000 | 1,023.35 |
| CASING / TUBING / SNUBBING SERVICES | BUTCH'S RAT HOLE & ANCHOI | 2,543.00 | 0.100000000 | 254.30 |
| CASING / TUBING / SNUBBING SERVICES | BUTCH'S RAT HOLE & ANCHOI | 6,346.90 | 0.100000000 | 634.69 |
| CEMENTING | WEATHERFORD US LP | 1,502.29 | 0.100000000 | 150.23 |
| CEMENTING | UNIVERSAL PRESSURE PUMPI | 32,545.95 | 0.100000000 | 3,254.59 |

02-28-2021

051

MEWBOURNE OIL COMPANY

Page 26

SIANA OIL & GAS CO, LLC
TOM M RAGSDALE
400 N SAM HOUSTON PKWY EAST, STE 601
HOUSTON, TX 77060

INVOICE NO.: 202102-15249
INVOICE DATE: 2-28-2021
OWNER: 035904-1
BILLING FOR: February 2021

| REFERENCE/DESCRIPTION OF CHARGES | | GROSS CHARGES | WORKING INTEREST | NET CHARGE |
|--------------------------------------|----------------------------|---------------|------------------|------------|
| CEMENTING | UNIVERSAL PRESSURE PUMPI | 19,825.51 | 0.100000000 | 1,982.55 |
| COMPANY SUPERVISION | MEWBOURNE OIL COMPANY | 600.00 | 0.100000000 | 60.00 |
| COMPANY SUPERVISION | MEWBOURNE OIL COMPANY | 1,500.00 | 0.100000000 | 150.00 |
| COMPANY SUPERVISION | MEWBOURNE OIL COMPANY | 5,218.50 | 0.100000000 | 521.85 |
| COMPANY SUPERVISION | MEWBOURNE OIL COMPANY | 1,050.00 | 0.100000000 | 105.00 |
| COMPANY SUPERVISION | MEWBOURNE OIL COMPANY | 1,695.00 | 0.100000000 | 169.50 |
| COMPANY SUPERVISION | MEWBOURNE OIL COMPANY | 2,250.00 | 0.100000000 | 225.00 |
| COMPANY SUPERVISION | MEWBOURNE OIL COMPANY | 5,040.00 | 0.100000000 | 504.00 |
| COMPANY SUPERVISION | MEWBOURNE OIL COMPANY | 2,362.50 | 0.100000000 | 236.25 |
| COMPANY SUPERVISION | MEWBOURNE OIL COMPANY | 550.00 | 0.100000000 | 55.00 |
| COMPANY SUPERVISION | MEWBOURNE OIL COMPANY | 5,943.00 | 0.100000000 | 594.30 |
| COMPANY SUPERVISION | MEWBOURNE OIL COMPANY | 1,575.00 | 0.100000000 | 157.50 |
| COMPANY SUPERVISION | MEWBOURNE OIL COMPANY | 1,911.00 | 0.100000000 | 191.10 |
| COMPANY SUPERVISION | MEWBOURNE OIL COMPANY | 4,725.00 | 0.100000000 | 472.50 |
| COMPANY SUPERVISION | MEWBOURNE OIL COMPANY | 4,125.00 | 0.100000000 | 412.50 |
| COMPANY SUPERVISION | MEWBOURNE OIL COMPANY | 12,600.00 | 0.100000000 | 1,260.00 |
| CONTRACT SERVICES & SUPERVISION | GSM OILFIELD SERVICES INC | 4,747.50 | 0.100000000 | 474.75 |
| CONTRACT SERVICES & SUPERVISION | GSM OILFIELD SERVICES INC | 11,077.50 | 0.100000000 | 1,107.75 |
| CONTRACT SERVICES & SUPERVISION | GSM OILFIELD SERVICES INC | 11,077.50 | 0.100000000 | 1,107.75 |
| CONTRACT SERVICES & SUPERVISION | GSM OILFIELD SERVICES INC | 11,077.50 | 0.100000000 | 1,107.75 |
| CONTRACT SERVICES & SUPERVISION | GSM OILFIELD SERVICES INC | 11,077.50 | 0.100000000 | 1,107.75 |
| DAYWORK / TURNKEY / FOOTAGE DRILLING | PATTERSON UTI DRILLING CO | 395,995.72 | 0.100000000 | 39,599.57 |
| DIRECTIONAL SERVICES | ALTITUDE ENERGY PARTNER | 256,857.12 | 0.100000000 | 25,685.71 |
| EQUIPMENT RENTAL | THE SYDCO SYSTEM INC | 1,879.98 | 0.100000000 | 188.00 |
| EQUIPMENT RENTAL | MAN WELDING SERVICE | 1,055.00 | 0.100000000 | 105.50 |
| EQUIPMENT RENTAL | PASON SYSTEMS USA CORPO | 13,649.59 | 0.100000000 | 1,364.96 |
| EQUIPMENT RENTAL | WEATHERFORD US LP | 3,508.79 | 0.100000000 | 350.88 |
| EQUIPMENT RENTAL | WEATHERFORD US LP | 9,944.24 | 0.100000000 | 994.43 |
| EQUIPMENT RENTAL | BLAIR TOOL LLC | 5,833.30 | 0.100000000 | 583.33 |
| EQUIPMENT RENTAL | BLAIR TOOL LLC | 710.30 | 0.100000000 | 71.03 |
| EQUIPMENT RENTAL | CAMPBELL OILFIELD SERVICE | 45,866.04 | 0.100000000 | 4,586.61 |
| EQUIPMENT RENTAL | LA ENTERPRISE SERVICES INC | 402.10 | 0.100000000 | 40.21 |
| EQUIPMENT RENTAL | LA ENTERPRISE SERVICES INC | 1,345.60 | 0.100000000 | 134.56 |
| EQUIPMENT RENTAL | LA ENTERPRISE SERVICES INC | 1,429.70 | 0.100000000 | 142.97 |
| EQUIPMENT RENTAL | LA ENTERPRISE SERVICES INC | 2,901.45 | 0.100000000 | 290.14 |
| EQUIPMENT RENTAL | FRAC TANK RENTALS LLC | 9,586.42 | 0.100000000 | 958.64 |
| EQUIPMENT RENTAL | LUCKY HEALTH & SAFETY LL | 1,781.85 | 0.100000000 | 178.19 |
| EQUIPMENT RENTAL | LUCKY HEALTH & SAFETY LL | 1,288.16 | 0.100000000 | 128.82 |
| EQUIPMENT RENTAL | POWERSAT COMMUNICATION | 5,215.12 | 0.100000000 | 521.51 |
| EQUIPMENT RENTAL | DRILLING TOOLS INTERNATIC | 569.94 | 0.100000000 | 56.99 |
| EQUIPMENT RENTAL | DRILLING TOOLS INTERNATIC | 10,550.00 | 0.100000000 | 1,055.00 |
| EQUIPMENT RENTAL | INVICTUS TOOLS LLC | 1,576.00 | 0.100000000 | 157.60 |

02-28-2021

052

MEWBOURNE OIL COMPANY

Page 27

SIANA OIL & GAS CO, LLC
TOM M RAGSDALE
400 N SAM HOUSTON PKWY EAST, STE 601
HOUSTON, TX 77060

INVOICE NO.: 202102-15249
INVOICE DATE: 2-28-2021
OWNER: 035904-1
BILLING FOR: February 2021

| REFERENCE/DESCRIPTION OF CHARGES | | GROSS CHARGES | WORKING INTEREST | NET CHARGE |
|--------------------------------------|-----------------------------|------------------|---------------------|---------------|
| EQUIPMENT RENTAL | PATTERSON UTI DRILLING CO | 527.51 | 0.100000000 | 52.75 |
| EQUIPMENT RENTAL | PATTERSON UTI DRILLING CO | 5,802.51 | 0.100000000 | 580.25 |
| FUEL | FRONK OIL COMPANY INC | 12,748.01 | 0.100000000 | 1,274.81 |
| FUEL | FRONK OIL COMPANY INC | 10,593.75 | 0.100000000 | 1,059.37 |
| FUEL | FRONK OIL COMPANY INC | 13,107.24 | 0.100000000 | 1,310.72 |
| FUEL | FRONK OIL COMPANY INC | 13,411.47 | 0.100000000 | 1,341.15 |
| FUEL | FRONK OIL COMPANY INC | 12,774.88 | 0.100000000 | 1,277.49 |
| FUEL | FRONK OIL COMPANY INC | -11,509.29 | 0.100000000 | -1,150.93 |
| INSPECTION & REPAIR SERVICES | CONNECTION INSPECTION SEI | 2,214.86 | 0.100000000 | 221.48 |
| INTANGIBLE SUPPLIES | GARNER PUMP & SUPPLY INC | 233.13 | 0.100000000 | 23.31 |
| INTANGIBLE SUPPLIES | CONTINENTAL WIRE CLOTH L | 8,925.31 | 0.100000000 | 892.53 |
| INTANGIBLE SUPPLIES | WELLBORE INTEGRITY SOLUT | 1,948.50 | 0.100000000 | 194.85 |
| LOCATION / RESTORATION | DUKE OILFIELD SERVICES LLC | 379.80 | 0.100000000 | 37.98 |
| LOCATION / RESTORATION | R360 ENVIRONMENTAL SOLUT | 1,460.12 | 0.100000000 | 146.02 |
| LOCATION / RESTORATION | R360 ENVIRONMENTAL SOLUT | 13,546.20 | 0.100000000 | 1,354.62 |
| LOCATION / RESTORATION | R360 ENVIRONMENTAL SOLUT | 36,824.78 | 0.100000000 | 3,682.48 |
| LOCATION / RESTORATION | AGAVE TRANSPORTATION SEI | 420.50 | 0.100000000 | 42.05 |
| LOCATION / RESTORATION | AGAVE TRANSPORTATION SEI | 9,264.93 | 0.100000000 | 926.49 |
| LOCATION / RESTORATION | AGAVE TRANSPORTATION SEI | 2,956.33 | 0.100000000 | 295.63 |
| LOCATION / RESTORATION | QATAR LLC | 516.70 | 0.100000000 | 51.67 |
| LOCATION / RESTORATION | QATAR LLC | 7,879.67 | 0.100000000 | 787.97 |
| LOCATION / RESTORATION | QATAR LLC | 3,358.55 | 0.100000000 | 335.86 |
| LOCATION / RESTORATION | QATAR LLC | 699.70 | 0.100000000 | 69.97 |
| LOCATION / RESTORATION | QATAR LLC | 349.85 | 0.100000000 | 34.98 |
| LOCATION / RESTORATION | QATAR LLC | 13,950.90 | 0.100000000 | 1,395.09 |
| LOCATION / RESTORATION | QATAR LLC | 2,454.32 | 0.100000000 | 245.43 |
| LOCATION / RESTORATION | QATAR LLC | 5,631.22 | 0.100000000 | 563.12 |
| LOCATION / RESTORATION | QATAR LLC | 6,103.52 | 0.100000000 | 610.36 |
| LOCATION / RESTORATION | QATAR LLC | 4,521.12 | 0.100000000 | 452.11 |
| LOCATION / RESTORATION | QATAR LLC | 3,358.55 | 0.100000000 | 335.86 |
| LOCATION / RESTORATION | SUNDANCE SERVICES WEST I | 4,233.48 | 0.100000000 | 423.35 |
| LOCATION / ROAD / SITE / PREPARATION | BUTCH'S RAT HOLE & ANCHOI | 24,986.62 | 0.100000000 | 2,498.66 |
| LOCATION / ROAD / SITE / PREPARATION | DUKE OILFIELD SERVICES LLC | 2,864.33 | 0.100000000 | 286.43 |
| LOCATION / ROAD / SITE / PREPARATION | TRINITY OILFIELD SERVICES & | 2,532.53 | 0.100000000 | 253.25 |
| MUD - SPECIALIZED | NOVA MUD INC | 33,680.46 | 0.100000000 | 3,368.05 |
| MUD - SPECIALIZED | FRONK OIL COMPANY INC | 1,749.89 | 0.100000000 | 174.99 |
| MUD - SPECIALIZED | FRONK OIL COMPANY INC | 13,503.30 | 0.100000000 | 1,350.33 |
| MUD - SPECIALIZED | FRONK OIL COMPANY INC | 13,147.93 | 0.100000000 | 1,314.79 |
| MUD - SPECIALIZED | NOVA TRUCKING LLC | 969.29 | 0.100000000 | 96.93 |
| MUD - SPECIALIZED | QATAR LLC | 645.88 | 0.100000000 | 64.59 |
| MUD - SPECIALIZED | D WEBB INDUSTRIES LLC | 3,825.84 | 0.100000000 | 382.58 |
| MUD - SPECIALIZED | PATTERSON UTI DRILLING CO | 3,196.65 | 0.100000000 | 319.66 |

02-28-2021

053

MEWBOURNE OIL COMPANY

Page 28

SIANA OIL & GAS CO, LLC
TOM M RAGSDALE
400 N SAM HOUSTON PKWY EAST, STE 601
HOUSTON, TX 77060

INVOICE NO.: 202102-15249
INVOICE DATE: 2-28-2021
OWNER: 035904-1
BILLING FOR: February 2021

| REFERENCE/DESCRIPTION OF CHARGES | | GROSS CHARGES | WORKING INTEREST | NET CHARGE |
|--|----------------------------|---------------|------------------|------------|
| MUD / CHEMICAL / ADDITIVES | NOVA MUD INC | 34,971.95 | 0.100000000 | 3,497.19 |
| MUD LOGGING | MORCO GEOLOGICAL SERVICE | 12,384.65 | 0.100000000 | 1,238.47 |
| OVERHEAD FIXED RATE | MEWBOURNE OIL COMPANY | 7,674.58 | 0.100000000 | 767.46 |
| RIG MOBILIZATION / DEMOBILIZATION | PATTERSON UTI DRILLING CO | 27,737.18 | 0.100000000 | 2,773.72 |
| TESTING & FLOWBACK SERVICES | MAN WELDING SERVICE | 1,899.00 | 0.100000000 | 189.90 |
| TRANSPORTATION | HUGHES OILFIELD TRANSPOR | 1,722.90 | 0.100000000 | 172.29 |
| TRANSPORTATION | HUGHES OILFIELD TRANSPOR | 1,722.90 | 0.100000000 | 172.29 |
| TRANSPORTATION | HUGHES OILFIELD TRANSPOR | 395.13 | 0.100000000 | 39.52 |
| TRANSPORTATION | DIVINE ENERGY SERVICES LL | 529.79 | 0.100000000 | 52.98 |
| TRANSPORTATION | DIVINE ENERGY SERVICES LL | 683.60 | 0.100000000 | 68.36 |
| TRANSPORTATION | DIVINE ENERGY SERVICES LL | 1,709.00 | 0.100000000 | 170.90 |
| TRANSPORTATION | DIVINE ENERGY SERVICES LL | 1,709.00 | 0.100000000 | 170.90 |
| TRANSPORTATION | DIVINE ENERGY SERVICES LL | 427.25 | 0.100000000 | 42.73 |
| TRANSPORTATION | DIVINE ENERGY SERVICES LL | 341.80 | 0.100000000 | 34.18 |
| TRANSPORTATION | MCCULLAR AND SON'S WELDI | 694.82 | 0.100000000 | 69.48 |
| WATER AND OTHER | DUKE OILFIELD SERVICES LLC | 30,277.97 | 0.100000000 | 3,027.80 |
| WATER AND OTHER | DUKE OILFIELD SERVICES LLC | 13,975.06 | 0.100000000 | 1,397.51 |
| WATER AND OTHER | AGAVE TRANSPORTATION SEI | 1,372.58 | 0.100000000 | 137.26 |
| WATER AND OTHER | AGAVE TRANSPORTATION SEI | 686.29 | 0.100000000 | 68.63 |
| WATER AND OTHER | NOVA TRUCKING LLC | 759.60 | 0.100000000 | 75.96 |
| WATER AND OTHER | NOVA TRUCKING LLC | 1,804.05 | 0.100000000 | 180.40 |
| WATER AND OTHER | QATAR LLC | 523.43 | 0.100000000 | 52.34 |
| WATER AND OTHER | QATAR LLC | 721.23 | 0.100000000 | 72.12 |
| WATER AND OTHER | QATAR LLC | 10,140.23 | 0.100000000 | 1,014.02 |
| WATER AND OTHER | QATAR LLC | 28,866.03 | 0.100000000 | 2,886.60 |
| WATER AND OTHER | QATAR LLC | 3,380.08 | 0.100000000 | 338.01 |
| WATER AND OTHER | QATAR LLC | 1,182.76 | 0.100000000 | 118.27 |
| WATER AND OTHER | QATAR LLC | 2,518.91 | 0.100000000 | 251.89 |
| WELDING / CONSTRUCTION / MAINT. SERVICES | MC WELDING LLC | 567.41 | 0.100000000 | 56.74 |
| WELL / LEASE INSURANCE | LOCKTON COMPANIES LLC | 3,350.07 | 0.100000000 | 335.01 |
| Total Intangible Well Cost Cost | | 1,474,941.22 | | 147,494.12 |
| <u>Tangible Well Cost</u> | | | | |
| CASING (10.1" - 19.0") | SOONER PIPE LLC | 68,576.55 | 0.100000000 | 6,857.66 |
| CASING (6.1" - 8.0") | SOONER PIPE LLC | 253,175.80 | 0.100000000 | 25,317.58 |
| CASING (6.1" - 8.0") | BOND COAT INC | 14,081.95 | 0.100000000 | 1,408.19 |
| CASING (8.1" - 10.0") | SOONER PIPE LLC | 133,020.61 | 0.100000000 | 13,302.06 |
| DRILLING HEAD | CAMERON INTERNATIONAL | 28,158.18 | 0.100000000 | 2,815.82 |
| DRILLING HEAD | CAMERON INTERNATIONAL | 3,227.34 | 0.100000000 | 322.73 |
| DRILLING HEAD | CAMERON INTERNATIONAL | 2,670.18 | 0.100000000 | 267.02 |
| DRILLING HEAD | CAMERON INTERNATIONAL | 2,843.63 | 0.100000000 | 284.36 |
| Total Tangible Well Cost Cost | | 505,754.24 | | 50,575.42 |

02-28-2021

054

MEWBOURNE OIL COMPANY

Page 29

SIANA OIL & GAS CO, LLC
TOM M RAGSDALE
400 N SAM HOUSTON PKWY EAST, STE 601
HOUSTON, TX 77060

INVOICE NO.: 202102-15249
INVOICE DATE: 2-28-2021
OWNER: 035904-1
BILLING FOR: February 2021

| REFERENCE/DESCRIPTION OF CHARGES | | GROSS CHARGES | WORKING INTEREST | NET CHARGE |
|--|-----------------------------|---------------------|------------------|-------------------|
| <u>Intangible Well Cost</u> | | | | |
| CONTRACT SERVICES & SUPERVISION | GSM OILFIELD SERVICES INC | 4,747.50 | 0.100000000 | 474.75 |
| CONTRACT SERVICES & SUPERVISION | GSM OILFIELD SERVICES INC | 1,566.67 | 0.100000000 | 156.67 |
| CONTRACT SERVICES & SUPERVISION | GSM OILFIELD SERVICES INC | 1,614.15 | 0.100000000 | 161.42 |
| EQUIPMENT RENTAL | NATIONAL OILWELL DHT LP | 2,658.60 | 0.100000000 | 265.86 |
| EQUIPMENT RENTAL | LA ENTERPRISE SERVICES INC | 1,703.03 | 0.100000000 | 170.31 |
| EQUIPMENT RENTAL | OIL PATCH GROUP INC | 1,872.63 | 0.100000000 | 187.26 |
| EQUIPMENT RENTAL | SEABOARD INTERNATIONAL I | 4,826.65 | 0.100000000 | 482.66 |
| EQUIPMENT RENTAL | TOMAX DRILLING TECHNOLO | 31,329.35 | 0.100000000 | 3,132.94 |
| INSPECTION & REPAIR SERVICES | HOBBS RENTAL CORPORATIO | 1,159.45 | 0.100000000 | 115.95 |
| INSPECTION & REPAIR SERVICES | HOBBS RENTAL CORPORATIO | 2,301.48 | 0.100000000 | 230.15 |
| INSPECTION & REPAIR SERVICES | WELLBORE INTEGRITY SOLU | 21,156.67 | 0.100000000 | 2,115.67 |
| INSPECTION & REPAIR SERVICES | PATTERSON UTI DRILLING CO | 40,185.26 | 0.100000000 | 4,018.53 |
| LOCATION / RESTORATION | R360 ENVIRONMENTAL SOLU | 7,063.22 | 0.100000000 | 706.32 |
| MUD - SPECIALIZED | TDJ OILFIELD SERVICES LLC | 6,412.62 | 0.100000000 | 641.26 |
| WATER AND OTHER | DUKE OILFIELD SERVICES LLC | 1,770.29 | 0.100000000 | 177.03 |
| Total Intangible Well Cost Cost | | 130,367.57 | | 13,036.78 |
| 62948000-10 SUBTOTAL | | 2,392,362.22 | | 239,236.23 |
| PROPERTY: 62948000 62948000-20 INLAND 26/23 B2PI STATE COM 1H | | | | |
| <u>Intangible Well Cost</u> | | | | |
| COMPANY SUPERVISION | MEWBOURNE OIL COMPANY | 637.50 | 0.100000000 | 63.75 |
| Total Intangible Well Cost Cost | | 637.50 | | 63.75 |
| <u>Intangible Well Cost</u> | | | | |
| LOCATION / ROAD / SITE / PREPARATION | TRINITY OILFIELD SERVICES & | 23,652.56 | 0.100000000 | 2,365.25 |
| Total Intangible Well Cost Cost | | 23,652.56 | | 2,365.25 |
| <u>Intangible Well Cost</u> | | | | |
| COMPANY SUPERVISION | MEWBOURNE OIL COMPANY | 650.00 | 0.100000000 | 65.00 |
| PIPELINE INTERCONNECT / ROW / EASEMENTS | STATE OF NEW MEXICO | 3,843.55 | 0.100000000 | 384.36 |
| Total Intangible Well Cost Cost | | 4,493.55 | | 449.36 |
| <u>Intangible Well Cost</u> | | | | |
| CASING / TUBING / SNUBBING SERVICES | BUTCH'S RAT HOLE & ANCHO | 4,429.06 | 0.100000000 | 442.91 |
| CEMENTING | PAR FIVE ENERGY SERVICES I | 29,883.37 | 0.100000000 | 2,988.34 |
| COMPANY SUPERVISION | MEWBOURNE OIL COMPANY | 346.50 | 0.100000000 | 34.65 |
| COMPANY SUPERVISION | MEWBOURNE OIL COMPANY | 1,100.00 | 0.100000000 | 110.00 |
| COMPANY SUPERVISION | MEWBOURNE OIL COMPANY | 525.00 | 0.100000000 | 52.50 |
| DAYWORK / TURNKEY / FOOTAGE DRILLING | PATTERSON UTI DRILLING CO | 25,276.32 | 0.100000000 | 2,527.63 |
| INSPECTION & REPAIR SERVICES | CHARLIE'S FIELD SERVICE INC | 1,988.78 | 0.100000000 | 198.88 |
| TESTING & FLOWBACK SERVICES | CAMERON INTERNATIONAL | 2,207.63 | 0.100000000 | 220.76 |

02-28-2021

055

MEWBOURNE OIL COMPANY

Page 30

SIANA OIL & GAS CO, LLC
TOM M RAGSDALE
400 N SAM HOUSTON PKWY EAST, STE 601
HOUSTON, TX 77060

INVOICE NO.: 202102-15249
INVOICE DATE: 2-28-2021
OWNER: 035904-1
BILLING FOR: February 2021

| REFERENCE/DESCRIPTION OF CHARGES | | GROSS CHARGES | WORKING INTEREST | NET CHARGE |
|---|-----------------------------|---------------|------------------|------------|
| TRANSPORTATION | DIVINE ENERGY SERVICES LL | 529.79 | 0.100000000 | 52.98 |
| TRANSPORTATION | J & C HOT SHOT SERVICE | 650.00 | 0.100000000 | 65.00 |
| TRANSPORTATION | J & C HOT SHOT SERVICE | 650.00 | 0.100000000 | 65.00 |
| Total Intangible Well Cost Cost | | 67,586.45 | | 6,758.65 |
| <u>Tangible Well Cost</u> | | | | |
| CASING (4.1" - 6.0") | SOONER PIPE LLC | 104,369.64 | 0.100000000 | 10,436.96 |
| HORIZONTAL COMPLETION TOOLS | PACKERS PLUS ENERGY SERV | 47,460.23 | 0.100000000 | 4,746.02 |
| Total Tangible Well Cost Cost | | 151,829.87 | | 15,182.98 |
| <u>Intangible Well Cost</u> | | | | |
| COMPANY SUPERVISION | MEWBOURNE OIL COMPANY | 575.00 | 0.100000000 | 57.50 |
| COMPANY SUPERVISION | MEWBOURNE OIL COMPANY | 575.00 | 0.100000000 | 57.50 |
| COMPANY SUPERVISION | MEWBOURNE OIL COMPANY | 575.00 | 0.100000000 | 57.50 |
| CONTRACT SERVICES & SUPERVISION | GSM OILFIELD SERVICES INC | 3,180.83 | 0.100000000 | 318.08 |
| CONTRACT SERVICES & SUPERVISION | GSM OILFIELD SERVICES INC | 3,133.35 | 0.100000000 | 313.34 |
| CONTRACT SERVICES & SUPERVISION | SDS PETROLEUM CONSULTAN | 1,793.50 | 0.100000000 | 179.35 |
| CONTRACT SERVICES & SUPERVISION | SDS PETROLEUM CONSULTAN | 3,956.25 | 0.100000000 | 395.62 |
| CONTRACT SERVICES & SUPERVISION | SDS PETROLEUM CONSULTAN | 3,956.25 | 0.100000000 | 395.62 |
| LOCATION / RESTORATION | DIVERSIFIED FIELD SERVICES | 2,085.94 | 0.100000000 | 208.59 |
| LOCATION / RESTORATION | DIVERSIFIED FIELD SERVICES | 366.01 | 0.100000000 | 36.60 |
| LOCATION / RESTORATION | DIVERSIFIED FIELD SERVICES | 635.75 | 0.100000000 | 63.58 |
| LOCATION / RESTORATION | DIVERSIFIED FIELD SERVICES | 1,402.42 | 0.100000000 | 140.24 |
| LOCATION / RESTORATION | DIVERSIFIED FIELD SERVICES | 635.75 | 0.100000000 | 63.58 |
| LOCATION / RESTORATION | DIVERSIFIED FIELD SERVICES | 313.31 | 0.100000000 | 31.33 |
| LOCATION / RESTORATION | G&A FABRICATION LLC | 28,454.70 | 0.100000000 | 2,845.47 |
| LOCATION / RESTORATION | G&A FABRICATION LLC | 10,407.37 | 0.100000000 | 1,040.74 |
| LOCATION / ROAD / SITE / PREPARATION | HOBBS ANCHOR INC | 1,046.56 | 0.100000000 | 104.66 |
| LOGGING & WIRELINE SERVICES | HALLIBURTON ENERGY SERV | 1,009.46 | 0.100000000 | 100.94 |
| LOGGING & WIRELINE SERVICES | RWLS LLC DBA RENEGADE SE | 6,141.71 | 0.100000000 | 614.17 |
| LOGGING & WIRELINE SERVICES | XTREME CRANE & RIGGING LI | 25,830.00 | 0.100000000 | 2,583.00 |
| OVERHEAD FIXED RATE | MEWBOURNE OIL COMPANY | 1,705.46 | 0.100000000 | 170.55 |
| PIPELINE INTERCONNECT / ROW / EASEMENTS | STATE OF NEW MEXICO | 866.00 | 0.100000000 | 86.60 |
| STIMULATION RENTALS & OTHER | GARNER PUMP & SUPPLY INC | 267.03 | 0.100000000 | 26.70 |
| STIMULATION RENTALS & OTHER | NEW WAVE ENERGY SERVICE | 117,817.13 | 0.100000000 | 11,781.71 |
| STIMULATION TOE PREPARATION | GARNER PUMP & SUPPLY INC | 487.11 | 0.100000000 | 48.72 |
| STIMULATION TOE PREPARATION | STONE OILFIELD SERVICE INC | 334.08 | 0.100000000 | 33.41 |
| STIMULATION TOE PREPARATION | WELL FOAM INC | 10,814.77 | 0.100000000 | 1,081.48 |
| STIMULATION TOE PREPARATION | TRINITY OILFIELD SERVICES & | 2,236.60 | 0.100000000 | 223.66 |
| STIMULATION TOE PREPARATION | TRINITY OILFIELD SERVICES & | 1,962.30 | 0.100000000 | 196.23 |
| TRANSPORTATION | PETROSMITH EQUIPMENT LP | 9,415.87 | 0.100000000 | 941.59 |
| TRANSPORTATION | G&A FABRICATION LLC | 400.79 | 0.100000000 | 40.08 |
| TRANSPORTATION | G&A FABRICATION LLC | 400.31 | 0.100000000 | 40.03 |

02-28-2021

056

MEWBOURNE OIL COMPANY

Page 31

SIANA OIL & GAS CO, LLC
TOM M RAGSDALE
400 N SAM HOUSTON PKWY EAST, STE 601
HOUSTON, TX 77060

INVOICE NO.: 202102-15249
INVOICE DATE: 2-28-2021
OWNER: 035904-1
BILLING FOR: February 2021

| REFERENCE/DESCRIPTION OF CHARGES | | GROSS CHARGES | WORKING INTEREST | NET CHARGE |
|--|----------------------------|---------------|------------------|------------|
| TRANSPORTATION | VAPROX LLC | 703.62 | 0.100000000 | 70.36 |
| TRANSPORTATION | VIKING INC | 5,840.75 | 0.100000000 | 584.08 |
| WATER AND OTHER | QATAR LLC | 1,097.99 | 0.100000000 | 109.80 |
| WELDING / CONSTRUCTION / MAINT. SERVICES | MEWBOURNE OIL COMPANY | 2,100.00 | 0.100000000 | 210.00 |
| Total Intangible Well Cost Cost | | 252,523.97 | | 25,252.41 |
| <u>Tangible Well Cost</u> | | | | |
| TUBING HEAD & UPPER SECTION | CAMERON INTERNATIONAL | 15,471.53 | 0.100000000 | 1,547.16 |
| TUBING HEAD & UPPER SECTION | DIVINE WIRELINE SOLUTIONS | 2,602.81 | 0.100000000 | 260.28 |
| Total Tangible Well Cost Cost | | 18,074.34 | | 1,807.44 |
| <u>Equipment Beyond Wellhead</u> | | | | |
| AUTOMATION METERING EQUIPMENT | VANZANDT CONTROLS, LLC | 12,610.00 | 0.100000000 | 1,261.00 |
| AUTOMATION METERING EQUIPMENT | THE REYNOLDS COMPANY | 3,620.97 | 0.100000000 | 362.10 |
| EMISSIONS CONTROL EQUIPMENT | G&A FABRICATION LLC | 15,772.31 | 0.100000000 | 1,577.23 |
| EMISSIONS CONTROL EQUIPMENT | VAPROX LLC | 32,347.53 | 0.100000000 | 3,234.75 |
| EMISSIONS CONTROL EQUIPMENT | VIKING INC | 21,706.21 | 0.100000000 | 2,170.62 |
| EMISSIONS CONTROL EQUIPMENT | AUTOMATED WELLHEAD COM | 36,488.98 | 0.100000000 | 3,648.90 |
| FITTINGS / VALVES & ACCESSORIES | GREEN'S PIPE SERVICE INC | 28,792.99 | 0.100000000 | 2,879.30 |
| FITTINGS / VALVES & ACCESSORIES | G&A FABRICATION LLC | 2,023.67 | 0.100000000 | 202.36 |
| FITTINGS / VALVES & ACCESSORIES | G&A FABRICATION LLC | 2,023.67 | 0.100000000 | 202.36 |
| PRODUCTION EQUIP INSTALLATION | DIVERSIFIED FIELD SERVICES | 263.75 | 0.100000000 | 26.37 |
| PRODUCTION EQUIP INSTALLATION | DIVERSIFIED FIELD SERVICES | 580.25 | 0.100000000 | 58.03 |
| PRODUCTION EQUIP INSTALLATION | DIVERSIFIED FIELD SERVICES | 641.45 | 0.100000000 | 64.14 |
| PRODUCTION EQUIP INSTALLATION | DIVERSIFIED FIELD SERVICES | 580.25 | 0.100000000 | 58.03 |
| PRODUCTION EQUIP INSTALLATION | DIVERSIFIED FIELD SERVICES | 635.75 | 0.100000000 | 63.58 |
| PRODUCTION EQUIP INSTALLATION | DIVERSIFIED FIELD SERVICES | 527.50 | 0.100000000 | 52.75 |
| PRODUCTION EQUIP INSTALLATION | PETROSMITH EQUIPMENT LP | 1,318.75 | 0.100000000 | 131.88 |
| PRODUCTION EQUIP INSTALLATION | G&A FABRICATION LLC | 1,387.64 | 0.100000000 | 138.76 |
| PRODUCTION EQUIP INSTALLATION | G&A FABRICATION LLC | 2,833.10 | 0.100000000 | 283.31 |
| PRODUCTION EQUIP INSTALLATION | G&A FABRICATION LLC | 1,965.82 | 0.100000000 | 196.58 |
| PRODUCTION EQUIP INSTALLATION | G&A FABRICATION LLC | 1,965.82 | 0.100000000 | 196.58 |
| PRODUCTION EQUIP INSTALLATION | G&A FABRICATION LLC | 2,833.11 | 0.100000000 | 283.31 |
| PRODUCTION EQUIP INSTALLATION | G&A FABRICATION LLC | 3,195.78 | 0.100000000 | 319.58 |
| PRODUCTION EQUIP INSTALLATION | G&A FABRICATION LLC | 1,261.50 | 0.100000000 | 126.15 |
| PRODUCTION EQUIP INSTALLATION | G&A FABRICATION LLC | 1,261.50 | 0.100000000 | 126.15 |
| PRODUCTION EQUIP INSTALLATION | G&A FABRICATION LLC | 693.82 | 0.100000000 | 69.38 |
| PRODUCTION EQUIP INSTALLATION | G&A FABRICATION LLC | 2,370.56 | 0.100000000 | 237.06 |
| PRODUCTION EQUIP INSTALLATION | G&A FABRICATION LLC | 2,544.01 | 0.100000000 | 254.40 |
| PRODUCTION EQUIP INSTALLATION | G&A FABRICATION LLC | 2,254.92 | 0.100000000 | 225.49 |
| SEPARATION / TREATING EQUIPMENT | VIKING INC | 80,086.32 | 0.100000000 | 8,008.63 |
| Total Equipment Beyond Wellhead Cost | | 264,587.93 | | 26,458.78 |
| 62948000-20 SUBTOTAL | | 783,386.17 | | 78,338.62 |

02-28-2021

057

MEWBOURNE OIL COMPANY

Page 32

SIANA OIL & GAS CO, LLC
TOM M RAGSDALE
400 N SAM HOUSTON PKWY EAST, STE 601
HOUSTON, TX 77060

INVOICE NO.: 202102-15249
INVOICE DATE: 2-28-2021
OWNER: 035904-1
BILLING FOR: February 2021

| REFERENCE/DESCRIPTION OF CHARGES | | GROSS CHARGES | WORKING INTEREST | NET CHARGE |
|--|-----------------------------|---------------------|---------------------|--------------------|
| PROPERTY: 62948000 62948000-30 INLAND 26/23 B2PI STATE COM 1H | | | | |
| <u>Lease Operating Expense</u> | | | | |
| LEASE & FACILITY MAINTENANCE | THE MERCHANT LIVESTOCK C | 1,476.00 | 0.100000000 | 147.60 |
| Total Lease Operating Expense Cost | | 1,476.00 | | 147.60 |
| <u>Lease Operating Expense</u> | | | | |
| LEASE & FACILITY | MEWBOURNE OIL COMPANY | 175.00 | 0.100000000 | 17.50 |
| Total Lease Operating Expense Cost | | 175.00 | | 17.50 |
| 62948000-30 SUBTOTAL | | 1,651.00 | 165.10 | |
| PROPERTY 62948000 TOTAL | | 3,177,399.39 | 317,739.95 | |
| 62948000PREPAYMENTS | | | | -317,739.95 |
| PROPERTY: 62958000 62958000-30 GAZELLE 22 B3MD FED COM 1H | | | | |
| <u>Lease Operating Expense</u> | | | | |
| COMPANY SUPERVISION | MEWBOURNE OIL COMPANY | 575.00 | 0.196991940 | 113.27 |
| COMPRESSOR MAINTENANCE | TRINITY OILFIELD SERVICES & | 580.25 | 0.196991940 | 114.30 |
| EMISSIONS CONTROL EQUIPMENT MAINTENANCE | G&A FABRICATION LLC | 76.19 | 0.196991940 | 15.01 |
| EMISSIONS CONTROL EQUIPMENT MAINTENANCE | G&A FABRICATION LLC | 118.60 | 0.196991940 | 23.36 |
| EMISSIONS CONTROL EQUIPMENT MAINTENANCE | G&A FABRICATION LLC | 76.19 | 0.196991940 | 15.01 |
| EMISSIONS CONTROL EQUIPMENT MAINTENANCE | G&A FABRICATION LLC | 76.19 | 0.196991940 | 15.01 |
| EMISSIONS CONTROL EQUIPMENT MAINTENANCE | G&A FABRICATION LLC | 76.19 | 0.196991940 | 15.01 |
| EMISSIONS CONTROL EQUIPMENT MAINTENANCE | VAPROX LLC | 135.90 | 0.196991940 | 26.77 |
| EMISSIONS CONTROL EQUIPMENT MAINTENANCE | TRINITY OILFIELD SERVICES & | 145.06 | 0.196991940 | 28.58 |
| FUEL/ POWER / ELECTRICAL | XCEL ENERGY | 331.58 | 0.196991940 | 65.32 |
| LEASE & FACILITY | MEWBOURNE OIL COMPANY | 175.00 | 0.196991940 | 34.47 |
| LEASE & FACILITY | MEWBOURNE OIL COMPANY | 175.00 | 0.196991940 | 34.47 |
| LEASE & FACILITY MAINTENANCE | CUSTOM WELDING OF HOBBS | 909.06 | 0.196991940 | 179.07 |
| LEASE & FACILITY MAINTENANCE | CUSTOM WELDING OF HOBBS | 909.06 | 0.196991940 | 179.07 |
| LEASE & FACILITY MAINTENANCE | GARNER PUMP & SUPPLY INC | 0.78 | 0.196991940 | 0.17 |
| LEASE & FACILITY MAINTENANCE | K&S OILFIELD SUPPLIES LLC | 133.63 | 0.196991940 | 26.32 |
| LEASE & FACILITY MAINTENANCE | TURNCO ENTERPRISES LLC | 13.15 | 0.196991940 | 2.59 |
| LEASE & FACILITY MAINTENANCE | TURNCO ENTERPRISES LLC | 24.15 | 0.196991940 | 4.76 |
| LEASE & FACILITY MAINTENANCE | TURNCO ENTERPRISES LLC | 100.00 | 0.196991940 | 19.70 |
| LEASE & FACILITY MAINTENANCE | TURNCO ENTERPRISES LLC | 322.00 | 0.196991940 | 63.43 |
| LEASE & FACILITY MAINTENANCE | TURNCO ENTERPRISES LLC | 184.00 | 0.196991940 | 36.24 |
| LEASE & FACILITY MAINTENANCE | TURNCO ENTERPRISES LLC | 75.00 | 0.196991940 | 14.78 |
| LEASE & FACILITY MAINTENANCE | TURNCO ENTERPRISES LLC | 322.00 | 0.196991940 | 63.43 |
| LEASE & FACILITY MAINTENANCE | TURNCO ENTERPRISES LLC | 276.00 | 0.196991940 | 54.38 |
| LEASE & FACILITY MAINTENANCE | TURNCO ENTERPRISES LLC | 32.87 | 0.196991940 | 6.48 |
| LEASE & FACILITY MAINTENANCE | TURNCO ENTERPRISES LLC | 50.00 | 0.196991940 | 9.85 |
| LEASE & FACILITY MAINTENANCE | TURNCO ENTERPRISES LLC | 42.86 | 0.196991940 | 8.44 |
| LEASE & FACILITY MAINTENANCE | TURNCO ENTERPRISES LLC | 118.29 | 0.196991940 | 23.30 |

02-28-2021

058

MEWBOURNE OIL COMPANY

Page 33

SIANA OIL & GAS CO, LLC
TOM M RAGSDALE
400 N SAM HOUSTON PKWY EAST, STE 601
HOUSTON, TX 77060

INVOICE NO.: 202102-15249
INVOICE DATE: 2-28-2021
OWNER: 035904-1
BILLING FOR: February 2021

| REFERENCE/DESCRIPTION OF CHARGES | | GROSS CHARGES | WORKING INTEREST | NET CHARGE |
|--|---------------------------|------------------|------------------|-----------------|
| LEASE & FACILITY MAINTENANCE | TURNCO ENTERPRISES LLC | 78.86 | 0.196991940 | 15.54 |
| LEASE & FACILITY MAINTENANCE | INGRAM PROFESSIONAL SERV | 2,536.14 | 0.196991940 | 499.60 |
| LEASE & FACILITY MAINTENANCE | INGRAM PROFESSIONAL SERV | 161.15 | 0.196991940 | 31.74 |
| LEASE & FACILITY MAINTENANCE | EP&S LLC | 7.21 | 0.196991940 | 1.43 |
| LEASE & FACILITY MAINTENANCE | EP&S LLC | 114.74 | 0.196991940 | 22.60 |
| LEASE & FACILITY MAINTENANCE | EP&S LLC | 56.02 | 0.196991940 | 11.03 |
| LEASE & FACILITY MAINTENANCE | LIMESTONE BASIN PROPERTIE | 2,865.49 | 0.196991940 | 564.48 |
| MISCELLANEOUS EQUIPMENT RENTAL | MEWBOURNE OIL COMPANY | 243.04 | 0.196991940 | 47.88 |
| OVERHEAD-FIXED RATE | MEWBOURNE OIL COMPANY | 881.16 | 0.196991940 | 173.58 |
| PRIME MOVER / PUMP MAINTENANCE | HR COMPRESSION & SERVICE | 354.85 | 0.196991940 | 69.90 |
| PUMPING | MEWBOURNE OIL COMPANY | 850.00 | 0.196991940 | 167.44 |
| PUMPING | MEWBOURNE OIL COMPANY | 425.00 | 0.196991940 | 83.72 |
| RENTAL SERVICES | KODIAK GAS SERVICES LLC | 4,917.51 | 0.196991940 | 968.71 |
| SALT WATER DISPOSAL | OWL SWD OPERATING LLC | 8,174.82 | 0.196991940 | 1,610.38 |
| SALT WATER DISPOSAL | OWL SWD OPERATING LLC | 5,289.85 | 0.196991940 | 1,042.06 |
| SALT WATER DISPOSAL | LIMESTONE BASIN PROPERTIE | 348.22 | 0.196991940 | 68.60 |
| Total Lease Operating Expense Cost | | 33,358.06 | | 6,571.28 |
| 62958000-30 SUBTOTAL | | 33,358.06 | | 6,571.28 |
| PROPERTY 62958000 TOTAL | | 33,358.06 | | 6,571.28 |
| PROPERTY: 72076000 72076000-10 INLAND 26/23 B2OJ STATE COM 1H | | | | |
| <u>Intangible Well Cost</u> | | | | |
| COMPANY SUPERVISION | MEWBOURNE OIL COMPANY | 281.25 | 0.100000000 | 28.12 |
| REGULATORY PERMITS & SURVEYS | RRC SURVEYING LLC | 1,623.29 | 0.100000000 | 162.33 |
| Total Intangible Well Cost Cost | | 1,904.54 | | 190.45 |
| <u>Intangible Well Cost</u> | | | | |
| COMPANY SUPERVISION | MEWBOURNE OIL COMPANY | 181.25 | 0.100000000 | 18.13 |
| Total Intangible Well Cost Cost | | 181.25 | | 18.13 |
| <u>Intangible Well Cost</u> | | | | |
| COMPANY SUPERVISION | MEWBOURNE OIL COMPANY | 625.00 | 0.100000000 | 62.50 |
| COMPANY SUPERVISION | MEWBOURNE OIL COMPANY | 625.00 | 0.100000000 | 62.50 |
| LOCATION / ROAD / SITE / PREPARATION | THE MERCHANT LIVESTOCK C | 18,029.13 | 0.100000000 | 1,802.91 |
| LOCATION / ROAD / SITE / PREPARATION | THE MERCHANT LIVESTOCK C | 6,958.80 | 0.100000000 | 695.88 |
| REGULATORY PERMITS & SURVEYS | RRC SURVEYING LLC | 1,878.12 | 0.100000000 | 187.81 |
| Total Intangible Well Cost Cost | | 28,116.05 | | 2,811.60 |
| <u>Intangible Well Cost</u> | | | | |
| COMPANY SUPERVISION | MEWBOURNE OIL COMPANY | 625.00 | 0.100000000 | 62.50 |
| COMPANY SUPERVISION | MEWBOURNE OIL COMPANY | 425.00 | 0.100000000 | 42.49 |
| COMPANY SUPERVISION | MEWBOURNE OIL COMPANY | 1,562.50 | 0.100000000 | 156.24 |

02-28-2021

059

MEWBOURNE OIL COMPANY

Page 34

SIANA OIL & GAS CO, LLC
TOM M RAGSDALE
400 N SAM HOUSTON PKWY EAST, STE 601
HOUSTON, TX 77060

INVOICE NO.: 202102-15249
INVOICE DATE: 2-28-2021
OWNER: 035904-1
BILLING FOR: February 2021

| REFERENCE/DESCRIPTION OF CHARGES | | GROSS CHARGES | WORKING INTEREST | NET CHARGE |
|--|-----------------------------|---------------|------------------|------------|
| LOCATION / ROAD / SITE / PREPARATION | TRINITY OILFIELD SERVICES & | 31,423.17 | 0.100000000 | 3,142.32 |
| REGULATORY PERMITS & SURVEYS | STATE OF NEW MEXICO | 500.00 | 0.100000000 | 50.00 |
| REGULATORY PERMITS & SURVEYS | RRC SURVEYING LLC | 1,944.63 | 0.100000000 | 194.47 |
| Total Intangible Well Cost Cost | | 36,480.30 | | 3,648.02 |
| <u>Intangible Well Cost</u> | | | | |
| COMPANY SUPERVISION | MEWBOURNE OIL COMPANY | 625.00 | 0.100000000 | 62.50 |
| COMPANY SUPERVISION | MEWBOURNE OIL COMPANY | 1,031.25 | 0.100000000 | 103.13 |
| Total Intangible Well Cost Cost | | 1,656.25 | | 165.63 |
| <u>Intangible Well Cost</u> | | | | |
| COMPANY SUPERVISION | MEWBOURNE OIL COMPANY | 325.00 | 0.100000000 | 32.50 |
| COMPANY SUPERVISION | MEWBOURNE OIL COMPANY | 650.00 | 0.100000000 | 65.00 |
| COMPANY SUPERVISION | MEWBOURNE OIL COMPANY | 325.00 | 0.100000000 | 32.50 |
| COMPANY SUPERVISION | MEWBOURNE OIL COMPANY | 412.50 | 0.100000000 | 41.25 |
| COMPANY SUPERVISION | MEWBOURNE OIL COMPANY | 1,300.00 | 0.100000000 | 130.00 |
| REGULATORY PERMITS & SURVEYS | BOONE ARCHAEOLOGICAL RE | 957.74 | 0.100000000 | 95.78 |
| WELL / LEASE LEGAL | HINKLE SHANOR LLP | 3,051.43 | 0.100000000 | 305.15 |
| Total Intangible Well Cost Cost | | 7,021.67 | | 702.18 |
| <u>Intangible Well Cost</u> | | | | |
| COMPANY SUPERVISION | MEWBOURNE OIL COMPANY | 1,275.00 | 0.100000000 | 127.50 |
| REGULATORY PERMITS & SURVEYS | RRC SURVEYING LLC | 637.22 | 0.100000000 | 63.72 |
| Total Intangible Well Cost Cost | | 1,912.22 | | 191.22 |
| <u>Intangible Well Cost</u> | | | | |
| COMPANY SUPERVISION | MEWBOURNE OIL COMPANY | 525.00 | 0.100000000 | 52.50 |
| COMPANY SUPERVISION | MEWBOURNE OIL COMPANY | 1,312.50 | 0.100000000 | 131.25 |
| EQUIPMENT RENTAL | LA ENTERPRISE SERVICES INC | 402.09 | 0.100000000 | 40.21 |
| MUD - SPECIALIZED | QATAR LLC | 1,340.19 | 0.100000000 | 134.02 |
| REGULATORY PERMITS & SURVEYS | A-1 SIGN ENGRAVERS INC | 88.50 | 0.100000000 | 8.86 |
| RIG MOBILIZATION / DEMOBILIZATION | CHARLIE'S FIELD SERVICE INC | 785.41 | 0.100000000 | 78.54 |
| RIG MOBILIZATION / DEMOBILIZATION | BRADY'S WELDING & MACHIN | 7,500.00 | 0.100000000 | 750.00 |
| RIG MOBILIZATION / DEMOBILIZATION | BRADY'S WELDING & MACHIN | 66,125.00 | 0.100000000 | 6,612.50 |
| RIG MOBILIZATION / DEMOBILIZATION | PATTERSON UTI DRILLING CO | 2,802.34 | 0.100000000 | 280.24 |
| WATER AND OTHER | TRINITY OILFIELD SERVICES & | 580.25 | 0.100000000 | 58.03 |
| WELDING / CONSTRUCTION / MAINT. SERVICES | MC WELDING LLC | 419.59 | 0.100000000 | 41.96 |
| Total Intangible Well Cost Cost | | 81,880.87 | | 8,188.11 |
| <u>Intangible Well Cost</u> | | | | |
| BITS | ULTERRA DRILLING | 1,162.61 | 0.100000000 | 116.27 |
| BITS | ULTERRA DRILLING | 8,430.51 | 0.100000000 | 843.05 |

02-28-2021

060

MEWBOURNE OIL COMPANY

Page 35

SIANA OIL & GAS CO, LLC
TOM M RAGSDALE
400 N SAM HOUSTON PKWY EAST, STE 601
HOUSTON, TX 77060

INVOICE NO.: 202102-15249
INVOICE DATE: 2-28-2021
OWNER: 035904-1
BILLING FOR: February 2021

| REFERENCE/DESCRIPTION OF CHARGES | | GROSS CHARGES | WORKING INTEREST | NET CHARGE |
|-------------------------------------|------------------------------|---------------|------------------|------------|
| BITS | ULTERRA DRILLING | 8,294.41 | 0.100000000 | 829.44 |
| BITS | ULTERRA DRILLING | 8,294.41 | 0.100000000 | 829.44 |
| CASING / TUBING / SNUBBING SERVICES | BUTCH'S RAT HOLE & ANCHOR | 5,090.38 | 0.100000000 | 509.03 |
| CASING / TUBING / SNUBBING SERVICES | BUTCH'S RAT HOLE & ANCHOR | 3,645.03 | 0.100000000 | 364.50 |
| CASING / TUBING / SNUBBING SERVICES | BUTCH'S RAT HOLE & ANCHOR | 11,713.14 | 0.100000000 | 1,171.31 |
| CEMENTING | WEATHERFORD US LP | 2,248.21 | 0.100000000 | 224.82 |
| CEMENTING | WEATHERFORD US LP | 1,363.99 | 0.100000000 | 136.40 |
| CEMENTING | WEATHERFORD US LP | 25,813.36 | 0.100000000 | 2,581.33 |
| CEMENTING | WEATHERFORD US LP | 3,022.34 | 0.100000000 | 302.24 |
| CEMENTING | PAR FIVE ENERGY SERVICES INC | 29,538.72 | 0.100000000 | 2,953.87 |
| CEMENTING | UNIVERSAL PRESSURE PUMPING | 26,308.73 | 0.100000000 | 2,630.88 |
| CEMENTING | UNIVERSAL PRESSURE PUMPING | 29,862.16 | 0.100000000 | 2,986.21 |
| CEMENTING | UNIVERSAL PRESSURE PUMPING | -2,970.00 | 0.100000000 | -297.00 |
| COMPANY SUPERVISION | MEWBOURNE OIL COMPANY | 600.00 | 0.100000000 | 60.00 |
| COMPANY SUPERVISION | MEWBOURNE OIL COMPANY | 1,837.50 | 0.100000000 | 183.75 |
| COMPANY SUPERVISION | MEWBOURNE OIL COMPANY | 346.50 | 0.100000000 | 34.65 |
| COMPANY SUPERVISION | MEWBOURNE OIL COMPANY | 1,050.00 | 0.100000000 | 105.00 |
| COMPANY SUPERVISION | MEWBOURNE OIL COMPANY | 570.00 | 0.100000000 | 57.01 |
| COMPANY SUPERVISION | MEWBOURNE OIL COMPANY | 3,853.50 | 0.100000000 | 385.35 |
| COMPANY SUPERVISION | MEWBOURNE OIL COMPANY | 1,071.00 | 0.100000000 | 107.10 |
| COMPANY SUPERVISION | MEWBOURNE OIL COMPANY | 525.00 | 0.100000000 | 52.50 |
| COMPANY SUPERVISION | MEWBOURNE OIL COMPANY | 1,575.00 | 0.100000000 | 157.50 |
| COMPANY SUPERVISION | MEWBOURNE OIL COMPANY | 750.00 | 0.100000000 | 75.00 |
| COMPANY SUPERVISION | MEWBOURNE OIL COMPANY | 1,575.00 | 0.100000000 | 157.50 |
| CONTRACT SERVICES & SUPERVISION | GSM OILFIELD SERVICES INC | 1,582.50 | 0.100000000 | 158.25 |
| DIRECTIONAL SERVICES | ALTITUDE ENERGY PARTNERS | 257,923.00 | 0.100000000 | 25,792.30 |
| DIRECTIONAL SERVICES | INVICTUS TOOLS LLC | 2,356.00 | 0.100000000 | 235.60 |
| EQUIPMENT RENTAL | WEATHERFORD US LP | 3,508.79 | 0.100000000 | 350.88 |
| EQUIPMENT RENTAL | WEATHERFORD US LP | 10,467.63 | 0.100000000 | 1,046.77 |
| EQUIPMENT RENTAL | BLAIR TOOL LLC | 5,833.30 | 0.100000000 | 583.33 |
| EQUIPMENT RENTAL | LA ENTERPRISE SERVICES INC | 402.11 | 0.100000000 | 40.21 |
| EQUIPMENT RENTAL | LA ENTERPRISE SERVICES INC | 1,030.23 | 0.100000000 | 103.02 |
| EQUIPMENT RENTAL | LA ENTERPRISE SERVICES INC | 262.81 | 0.100000000 | 26.28 |
| EQUIPMENT RENTAL | LA ENTERPRISE SERVICES INC | 3,326.16 | 0.100000000 | 332.62 |
| EQUIPMENT RENTAL | LA ENTERPRISE SERVICES INC | 1,690.41 | 0.100000000 | 169.04 |
| EQUIPMENT RENTAL | FRAC TANK RENTALS LLC | 881.20 | 0.100000000 | 88.12 |
| EQUIPMENT RENTAL | POWERSAT COMMUNICATION | 672.92 | 0.100000000 | 67.29 |
| EQUIPMENT RENTAL | DRILLING TOOLS INTERNATIONAL | 1,687.12 | 0.100000000 | 168.71 |
| EQUIPMENT RENTAL | DRILLING TOOLS INTERNATIONAL | 10,595.83 | 0.100000000 | 1,059.58 |
| EQUIPMENT RENTAL | D WEBB INDUSTRIES LLC | 1,115.65 | 0.100000000 | 111.57 |
| EQUIPMENT RENTAL | PATTERSON UTI DRILLING CO | 527.49 | 0.100000000 | 52.75 |
| FUEL | FRONK OIL COMPANY INC | 13,427.93 | 0.100000000 | 1,342.79 |

02-28-2021

061

MEWBOURNE OIL COMPANY

Page 36

SIANA OIL & GAS CO, LLC
TOM M RAGSDALE
400 N SAM HOUSTON PKWY EAST, STE 601
HOUSTON, TX 77060

INVOICE NO.: 202102-15249
INVOICE DATE: 2-28-2021
OWNER: 035904-1
BILLING FOR: February 2021

| REFERENCE/DESCRIPTION OF CHARGES | | GROSS CHARGES | WORKING INTEREST | NET CHARGE |
|--------------------------------------|-----------------------------|---------------|------------------|------------|
| FUEL | FRONK OIL COMPANY INC | 11,509.29 | 0.100000000 | 1,150.93 |
| FUEL | FRONK OIL COMPANY INC | 2,543.71 | 0.100000000 | 254.37 |
| FUEL | FRONK OIL COMPANY INC | 2,234.36 | 0.100000000 | 223.43 |
| FUEL | FRONK OIL COMPANY INC | 13,568.96 | 0.100000000 | 1,356.90 |
| FUEL | FRONK OIL COMPANY INC | 8,303.66 | 0.100000000 | 830.37 |
| FUEL | FRONK OIL COMPANY INC | 7,605.90 | 0.100000000 | 760.59 |
| FUEL | FRONK OIL COMPANY INC | 3,760.67 | 0.100000000 | 376.07 |
| INSPECTION & REPAIR SERVICES | CHARLIE'S FIELD SERVICE INC | 2,567.00 | 0.100000000 | 256.71 |
| INSPECTION & REPAIR SERVICES | CHARLIE'S FIELD SERVICE INC | 2,856.90 | 0.100000000 | 285.68 |
| INTANGIBLE SUPPLIES | GARNER PUMP & SUPPLY INC | 233.13 | 0.100000000 | 23.31 |
| INTANGIBLE SUPPLIES | CONTINENTAL WIRE CLOTH L | 9,542.48 | 0.100000000 | 954.25 |
| INTANGIBLE SUPPLIES | CONTINENTAL WIRE CLOTH L | 2,721.91 | 0.100000000 | 272.19 |
| INTANGIBLE SUPPLIES | WELLBORE INTEGRITY SOLUT | 1,948.50 | 0.100000000 | 194.85 |
| LOCATION / RESTORATION | DUKE OILFIELD SERVICES LLC | 6,514.63 | 0.100000000 | 651.47 |
| LOCATION / RESTORATION | DUKE OILFIELD SERVICES LLC | 2,743.00 | 0.100000000 | 274.30 |
| LOCATION / RESTORATION | DUKE OILFIELD SERVICES LLC | 1,930.65 | 0.100000000 | 193.06 |
| LOCATION / RESTORATION | AGAVE TRANSPORTATION SEI | 683.31 | 0.100000000 | 68.33 |
| LOCATION / RESTORATION | AGAVE TRANSPORTATION SEI | 289.09 | 0.100000000 | 28.91 |
| LOCATION / RESTORATION | AGAVE TRANSPORTATION SEI | 480.40 | 0.100000000 | 48.04 |
| LOCATION / RESTORATION | QATAR LLC | 12,077.86 | 0.100000000 | 1,207.79 |
| LOCATION / RESTORATION | QATAR LLC | 10,592.35 | 0.100000000 | 1,059.23 |
| LOCATION / RESTORATION | QATAR LLC | 13,692.55 | 0.100000000 | 1,369.25 |
| LOCATION / RESTORATION | QATAR LLC | 8,008.85 | 0.100000000 | 800.88 |
| LOCATION / RESTORATION | SARGE TRUCKING SERVICES, I | 871.93 | 0.100000000 | 87.21 |
| LOCATION / ROAD / SITE / PREPARATION | BUTCH'S RAT HOLE & ANCHOR | 23,360.87 | 0.100000000 | 2,336.09 |
| LOCATION / ROAD / SITE / PREPARATION | DUKE OILFIELD SERVICES LLC | 2,864.32 | 0.100000000 | 286.43 |
| LOCATION / ROAD / SITE / PREPARATION | TRINITY OILFIELD SERVICES & | 2,532.53 | 0.100000000 | 253.25 |
| MUD - SPECIALIZED | FRONK OIL COMPANY INC | 10,740.88 | 0.100000000 | 1,074.08 |
| MUD - SPECIALIZED | FRONK OIL COMPANY INC | 5,716.90 | 0.100000000 | 571.69 |
| MUD - SPECIALIZED | FRONK OIL COMPANY INC | 6,548.07 | 0.100000000 | 654.81 |
| MUD - SPECIALIZED | FRONK OIL COMPANY INC | 10,131.88 | 0.100000000 | 1,013.18 |
| MUD - SPECIALIZED | NOVA TRUCKING LLC | 1,028.63 | 0.100000000 | 102.86 |
| MUD - SPECIALIZED | QATAR LLC | 645.87 | 0.100000000 | 64.59 |
| MUD - SPECIALIZED | D WEBB INDUSTRIES LLC | 568.35 | 0.100000000 | 56.83 |
| MUD LOGGING | MORCO GEOLOGICAL SERVICE | 13,174.95 | 0.100000000 | 1,317.49 |
| OVERHEAD FIXED RATE | MEWBOURNE OIL COMPANY | 1,421.22 | 0.100000000 | 142.12 |
| RIG MOBILIZATION / DEMOBILIZATION | PATTERSON UTI DRILLING CO | 27,737.10 | 0.100000000 | 2,773.71 |
| TESTING & FLOWBACK SERVICES | MAN WELDING SERVICE | 1,666.90 | 0.100000000 | 166.69 |
| TESTING & FLOWBACK SERVICES | MAN WELDING SERVICE | 2,136.38 | 0.100000000 | 213.64 |
| TRANSPORTATION | DIVINE ENERGY SERVICES LL | 939.95 | 0.100000000 | 93.99 |
| TRANSPORTATION | DIVINE ENERGY SERVICES LL | 683.60 | 0.100000000 | 68.36 |
| TRANSPORTATION | DIVINE ENERGY SERVICES LL | 666.51 | 0.100000000 | 66.65 |

02-28-2021

062

MEWBOURNE OIL COMPANY

Page 37

SIANA OIL & GAS CO, LLC
TOM M RAGSDALE
400 N SAM HOUSTON PKWY EAST, STE 601
HOUSTON, TX 77060

INVOICE NO.: 202102-15249
INVOICE DATE: 2-28-2021
OWNER: 035904-1
BILLING FOR: February 2021

| REFERENCE/DESCRIPTION OF CHARGES | | GROSS CHARGES | WORKING INTEREST | NET CHARGE |
|--|----------------------------|---------------|------------------|------------|
| TRANSPORTATION | MCCULLAR AND SON'S WELD | 374.14 | 0.100000000 | 37.41 |
| TRANSPORTATION | MCCULLAR AND SON'S WELD | 620.00 | 0.100000000 | 62.00 |
| TRANSPORTATION | J & C HOT SHOT SERVICE | 650.00 | 0.100000000 | 65.00 |
| WATER AND OTHER | STONE OILFIELD SERVICE INC | 3,188.01 | 0.100000000 | 318.81 |
| WATER AND OTHER | DUKE OILFIELD SERVICES LLC | 34,006.34 | 0.100000000 | 3,400.63 |
| WATER AND OTHER | AGAVE TRANSPORTATION SEI | 4,021.03 | 0.100000000 | 402.10 |
| WATER AND OTHER | AGAVE TRANSPORTATION SEI | 893.56 | 0.100000000 | 89.36 |
| WATER AND OTHER | AGAVE TRANSPORTATION SEI | 1,029.44 | 0.100000000 | 102.94 |
| WATER AND OTHER | NOVA TRUCKING LLC | 1,055.00 | 0.100000000 | 105.50 |
| WATER AND OTHER | QATAR LLC | 419.82 | 0.100000000 | 41.98 |
| WATER AND OTHER | QATAR LLC | 4,894.65 | 0.100000000 | 489.47 |
| WATER AND OTHER | QATAR LLC | 20,581.88 | 0.100000000 | 2,058.19 |
| WATER AND OTHER | SARGE TRUCKING SERVICES, I | 450.00 | 0.100000000 | 45.00 |
| WATER AND OTHER | SARGE TRUCKING SERVICES, I | -450.00 | 0.100000000 | -45.00 |
| WATER AND OTHER | SARGE TRUCKING SERVICES, I | 17,150.09 | 0.100000000 | 1,715.01 |
| WATER AND OTHER | SARGE TRUCKING SERVICES, I | -450.00 | 0.100000000 | 45.00 |
| WELDING / CONSTRUCTION / MAINT. SERVICES | MC WELDING LLC | 810.58 | 0.100000000 | 81.06 |
| WELL / LEASE INSURANCE | LOCKTON COMPANIES LLC | 3,350.83 | 0.100000000 | 335.08 |
| Total Intangible Well Cost Cost | | 826,203.95 | | 82,620.38 |
| <u>Tangible Well Cost</u> | | | | |
| CASING (10.1" - 19.0") | SOONER PIPE LLC | 60,280.68 | 0.100000000 | 6,028.07 |
| CASING (6.1" - 8.0") | SOONER PIPE LLC | 244,164.92 | 0.100000000 | 24,416.49 |
| CASING (6.1" - 8.0") | BOND COAT INC | 13,519.86 | 0.100000000 | 1,351.98 |
| CASING (8.1" - 10.0") | SOONER PIPE LLC | 126,404.47 | 0.100000000 | 12,640.44 |
| DRILLING HEAD | CAMERON INTERNATIONAL | 25,284.07 | 0.100000000 | 2,528.41 |
| DRILLING HEAD | CAMERON INTERNATIONAL | 4,299.61 | 0.100000000 | 429.96 |
| DRILLING HEAD | CAMERON INTERNATIONAL | 3,061.24 | 0.100000000 | 306.12 |
| Total Tangible Well Cost Cost | | 477,014.85 | | 47,701.47 |
| <u>Intangible Well Cost</u> | | | | |
| BITS | NATIONAL OILWELL DHT LP | 8,019.62 | 0.100000000 | 801.96 |
| BITS | NATIONAL OILWELL DHT LP | 8,019.62 | 0.100000000 | 801.96 |
| BITS | ULTERRA DRILLING | 18,926.27 | 0.100000000 | 1,892.63 |
| COMPANY SUPERVISION | MEWBOURNE OIL COMPANY | 600.00 | 0.100000000 | 60.00 |
| COMPANY SUPERVISION | MEWBOURNE OIL COMPANY | 2,625.00 | 0.100000000 | 262.50 |
| COMPANY SUPERVISION | MEWBOURNE OIL COMPANY | 1,437.50 | 0.100000000 | 143.75 |
| COMPANY SUPERVISION | MEWBOURNE OIL COMPANY | 4,933.50 | 0.100000000 | 493.35 |
| COMPANY SUPERVISION | MEWBOURNE OIL COMPANY | 1,150.00 | 0.100000000 | 115.00 |
| COMPANY SUPERVISION | MEWBOURNE OIL COMPANY | 1,725.00 | 0.100000000 | 172.50 |
| COMPANY SUPERVISION | MEWBOURNE OIL COMPANY | 1,500.00 | 0.100000000 | 150.00 |
| COMPANY SUPERVISION | MEWBOURNE OIL COMPANY | 3,243.00 | 0.100000000 | 324.30 |
| COMPANY SUPERVISION | MEWBOURNE OIL COMPANY | 3,795.00 | 0.100000000 | 379.50 |

02-28-2021

063

MEWBOURNE OIL COMPANY

Page 38

SIANA OIL & GAS CO, LLC
TOM M RAGSDALE
400 N SAM HOUSTON PKWY EAST, STE 601
HOUSTON, TX 77060

INVOICE NO.: 202102-15249
INVOICE DATE: 2-28-2021
OWNER: 035904-1
BILLING FOR: February 2021

| REFERENCE/DESCRIPTION OF CHARGES | | GROSS CHARGES | WORKING INTEREST | NET CHARGE |
|--------------------------------------|----------------------------|------------------|---------------------|---------------|
| COMPANY SUPERVISION | MEWBOURNE OIL COMPANY | 4,025.00 | 0.100000000 | 402.50 |
| COMPANY SUPERVISION | MEWBOURNE OIL COMPANY | 6,003.00 | 0.100000000 | 600.30 |
| COMPANY SUPERVISION | MEWBOURNE OIL COMPANY | 2,250.00 | 0.100000000 | 225.00 |
| COMPANY SUPERVISION | MEWBOURNE OIL COMPANY | 1,150.00 | 0.100000000 | 115.00 |
| COMPANY SUPERVISION | MEWBOURNE OIL COMPANY | 13,800.00 | 0.100000000 | 1,380.00 |
| CONTRACT SERVICES & SUPERVISION | GSM OILFIELD SERVICES INC | 6,330.00 | 0.100000000 | 633.00 |
| CONTRACT SERVICES & SUPERVISION | GSM OILFIELD SERVICES INC | 7,912.50 | 0.100000000 | 791.25 |
| CONTRACT SERVICES & SUPERVISION | GSM OILFIELD SERVICES INC | 9,495.00 | 0.100000000 | 949.50 |
| CONTRACT SERVICES & SUPERVISION | GSM OILFIELD SERVICES INC | 11,077.50 | 0.100000000 | 1,107.75 |
| CONTRACT SERVICES & SUPERVISION | GSM OILFIELD SERVICES INC | 11,077.50 | 0.100000000 | 1,107.75 |
| CONTRACT SERVICES & SUPERVISION | GSM OILFIELD SERVICES INC | 6,330.00 | 0.100000000 | 633.00 |
| CONTRACT SERVICES & SUPERVISION | GSM OILFIELD SERVICES INC | 4,747.50 | 0.100000000 | 474.75 |
| DAYWORK / TURNKEY / FOOTAGE DRILLING | PATTERSON UTI DRILLING CO | 83,696.67 | 0.100000000 | 8,369.67 |
| DAYWORK / TURNKEY / FOOTAGE DRILLING | PATTERSON UTI DRILLING CO | 329,645.92 | 0.100000000 | 32,964.59 |
| EQUIPMENT RENTAL | THE SYDCO SYSTEM INC | 2,702.88 | 0.100000000 | 270.29 |
| EQUIPMENT RENTAL | PASON SYSTEMS USA CORPO | 20,472.29 | 0.100000000 | 2,047.23 |
| EQUIPMENT RENTAL | NATIONAL OILWELL DHT LP | 2,990.93 | 0.100000000 | 299.09 |
| EQUIPMENT RENTAL | CAMPBELL OILFIELD SERVICE | 45,040.81 | 0.100000000 | 4,504.08 |
| EQUIPMENT RENTAL | LA ENTERPRISE SERVICES INC | 2,365.31 | 0.100000000 | 236.53 |
| EQUIPMENT RENTAL | LA ENTERPRISE SERVICES INC | 630.75 | 0.100000000 | 63.08 |
| EQUIPMENT RENTAL | FRAC TANK RENTALS LLC | 3,701.05 | 0.100000000 | 370.11 |
| EQUIPMENT RENTAL | LUCKY HEALTH & SAFETY LL | 1,422.74 | 0.100000000 | 142.27 |
| EQUIPMENT RENTAL | POWERSAT COMMUNICATION | 3,773.15 | 0.100000000 | 377.32 |
| EQUIPMENT RENTAL | OIL PATCH GROUP INC | 1,872.62 | 0.100000000 | 187.26 |
| EQUIPMENT RENTAL | SEABOARD INTERNATIONAL I | 158.26 | 0.100000000 | 15.82 |
| EQUIPMENT RENTAL | SEABOARD INTERNATIONAL I | 2,626.96 | 0.100000000 | 262.69 |
| EQUIPMENT RENTAL | DRILLING TOOLS INTERNATIC | 1,605.27 | 0.100000000 | 160.53 |
| EQUIPMENT RENTAL | PATTERSON UTI DRILLING CO | 1,318.74 | 0.100000000 | 131.88 |
| EQUIPMENT RENTAL | PATTERSON UTI DRILLING CO | 7,490.51 | 0.100000000 | 749.05 |
| EQUIPMENT RENTAL | TOMAX DRILLING TECHNOLO | 17,345.63 | 0.100000000 | 1,734.56 |
| FUEL | FRONK OIL COMPANY INC | -4,517.31 | 0.100000000 | -451.73 |
| INSPECTION & REPAIR SERVICES | CONNECTION INSPECTION SEI | 2,119.69 | 0.100000000 | 211.97 |
| INSPECTION & REPAIR SERVICES | CONNECTION INSPECTION SEI | 4,816.18 | 0.100000000 | 481.62 |
| INSPECTION & REPAIR SERVICES | BLAIR TOOL LLC | 267.03 | 0.100000000 | 26.70 |
| INSPECTION & REPAIR SERVICES | WELLBORE INTEGRITY SOLUT | 21,156.63 | 0.100000000 | 2,115.66 |
| INSPECTION & REPAIR SERVICES | PATTERSON UTI DRILLING CO | 40,185.22 | 0.100000000 | 4,018.52 |
| LOCATION / RESTORATION | DUKE OILFIELD SERVICES LLC | 1,371.50 | 0.100000000 | 137.15 |
| LOCATION / RESTORATION | R360 ENVIRONMENTAL SOLUT | 32,683.90 | 0.100000000 | 3,268.39 |
| LOCATION / RESTORATION | R360 ENVIRONMENTAL SOLUT | 1,751.30 | 0.100000000 | 175.13 |
| LOCATION / RESTORATION | R360 ENVIRONMENTAL SOLUT | 25,763.10 | 0.100000000 | 2,576.31 |
| LOCATION / RESTORATION | R360 ENVIRONMENTAL SOLUT | 2,510.90 | 0.100000000 | 251.09 |
| LOCATION / RESTORATION | AGAVE TRANSPORTATION SEI | 686.29 | 0.100000000 | 68.63 |

02-28-2021

064

MEWBOURNE OIL COMPANY

Page 39

SIANA OIL & GAS CO, LLC
TOM M RAGSDALE
400 N SAM HOUSTON PKWY EAST, STE 601
HOUSTON, TX 77060

INVOICE NO.: 202102-15249
INVOICE DATE: 2-28-2021
OWNER: 035904-1
BILLING FOR: February 2021

| REFERENCE/DESCRIPTION OF CHARGES | | GROSS CHARGES | WORKING INTEREST | NET CHARGE |
|--|---------------------------|---------------------|------------------|-------------------|
| LOCATION / RESTORATION | NOVA TRUCKING LLC | 609.26 | 0.100000000 | 60.93 |
| LOCATION / RESTORATION | QATAR LLC | 258.35 | 0.100000000 | 25.84 |
| LOCATION / RESTORATION | QATAR LLC | -258.35 | 0.100000000 | -25.84 |
| LOCATION / RESTORATION | QATAR LLC | -258.35 | 0.100000000 | -25.84 |
| LOCATION / RESTORATION | QATAR LLC | 387.52 | 0.100000000 | 38.75 |
| LOCATION / RESTORATION | QATAR LLC | 258.35 | 0.100000000 | 25.84 |
| LOCATION / RESTORATION | QATAR LLC | 258.35 | 0.100000000 | 25.84 |
| LOCATION / RESTORATION | QATAR LLC | 387.52 | 0.100000000 | 38.75 |
| LOCATION / RESTORATION | QATAR LLC | 387.52 | 0.100000000 | 38.75 |
| LOCATION / RESTORATION | QATAR LLC | 775.05 | 0.100000000 | 77.50 |
| LOCATION / RESTORATION | SUNDANCE SERVICES WEST IT | 2,972.56 | 0.100000000 | 297.26 |
| MUD - SPECIALIZED | NOVA MUD INC | 24,286.51 | 0.100000000 | 2,428.65 |
| MUD - SPECIALIZED | D WEBB INDUSTRIES LLC | 294.70 | 0.100000000 | 29.47 |
| MUD - SPECIALIZED | TDJ OILFIELD SERVICES LLC | 6,412.63 | 0.100000000 | 641.26 |
| MUD - SPECIALIZED | PATTERSON UTI DRILLING CO | 4,241.11 | 0.100000000 | 424.11 |
| MUD / CHEMICAL / ADDITIVES | NOVA MUD INC | 28,214.23 | 0.100000000 | 2,821.42 |
| OVERHEAD FIXED RATE | MEWBOURNE OIL COMPANY | 5,969.11 | 0.100000000 | 596.91 |
| RIG MOBILIZATION / DEMOBILIZATION | PATTERSON UTI DRILLING CO | 4,483.75 | 0.100000000 | 448.37 |
| RIG MOBILIZATION / DEMOBILIZATION | PATTERSON UTI DRILLING CO | -1,074.22 | 0.100000000 | -107.42 |
| TRANSPORTATION | HUGHES OILFIELD TRANSPOR | 339.70 | 0.100000000 | 33.97 |
| TRANSPORTATION | DIVINE ENERGY SERVICES LL | 854.50 | 0.100000000 | 85.45 |
| TRANSPORTATION | DIVINE ENERGY SERVICES LL | 961.31 | 0.100000000 | 96.13 |
| TRANSPORTATION | DIVINE ENERGY SERVICES LL | 341.80 | 0.100000000 | 34.18 |
| TRANSPORTATION | DIVINE ENERGY SERVICES LL | 1,281.75 | 0.100000000 | 128.18 |
| TRANSPORTATION | NOVA TRUCKING LLC | 685.75 | 0.100000000 | 68.57 |
| TRANSPORTATION | NOVA TRUCKING LLC | 1,556.12 | 0.100000000 | 155.61 |
| WATER AND OTHER | NOVA TRUCKING LLC | 759.60 | 0.100000000 | 75.96 |
| WATER AND OTHER | QATAR LLC | 788.50 | 0.100000000 | 78.85 |
| WATER AND OTHER | QATAR LLC | 1,663.13 | 0.100000000 | 166.31 |
| WELDING / CONSTRUCTION / MAINT. SERVICES | MC WELDING LLC | 810.58 | 0.100000000 | 81.06 |
| Total Intangible Well Cost Cost | | 886,475.77 | | 88,647.56 |
| <u>Tangible Well Cost</u> | | | | |
| DRILLING HEAD | CAMERON INTERNATIONAL | 2,212.88 | 0.100000000 | 221.29 |
| Total Tangible Well Cost Cost | | 2,212.88 | | 221.29 |
| 72076000-10 SUBTOTAL | | 2,351,060.60 | | 235,106.04 |
| PROPERTY: 72076000 72076000-20 INLAND 26/23 B2OJ STATE COM 1H | | | | |
| <u>Intangible Well Cost</u> | | | | |
| COMPANY SUPERVISION | MEWBOURNE OIL COMPANY | 281.25 | 0.100000000 | 28.12 |
| Total Intangible Well Cost Cost | | 281.25 | | 28.12 |
| <u>Intangible Well Cost</u> | | | | |

02-28-2021

065

MEWBOURNE OIL COMPANY

Page 40

SIANA OIL & GAS CO, LLC
TOM M RAGSDALE
400 N SAM HOUSTON PKWY EAST, STE 601
HOUSTON, TX 77060

INVOICE NO.: 202102-15249
INVOICE DATE: 2-28-2021
OWNER: 035904-1
BILLING FOR: February 2021

| REFERENCE/DESCRIPTION OF CHARGES | | GROSS CHARGES | WORKING INTEREST | NET CHARGE |
|---|-----------------------------|---------------|------------------|------------|
| COMPANY SUPERVISION | MEWBOURNE OIL COMPANY | 637.50 | 0.100000000 | 63.76 |
| Total Intangible Well Cost Cost | | 637.50 | | 63.76 |
| <u>Intangible Well Cost</u> | | | | |
| LOCATION / ROAD / SITE / PREPARATION | TRINITY OILFIELD SERVICES I | 23,652.56 | 0.100000000 | 2,365.25 |
| Total Intangible Well Cost Cost | | 23,652.56 | | 2,365.25 |
| <u>Intangible Well Cost</u> | | | | |
| COMPANY SUPERVISION | MEWBOURNE OIL COMPANY | 650.00 | 0.100000000 | 65.00 |
| PIPELINE INTERCONNECT / ROW / EASEMENTS | STATE OF NEW MEXICO | 3,843.55 | 0.100000000 | 384.36 |
| Total Intangible Well Cost Cost | | 4,493.55 | | 449.36 |
| <u>Intangible Well Cost</u> | | | | |
| CASING / TUBING / SNUBBING SERVICES | BUTCH'S RAT HOLE & ANCHOR | 5,253.90 | 0.100000000 | 525.39 |
| CEMENTING | PAR FIVE ENERGY SERVICES I | 24,512.23 | 0.100000000 | 2,451.22 |
| COMPANY SUPERVISION | MEWBOURNE OIL COMPANY | 525.00 | 0.100000000 | 52.50 |
| INSPECTION & REPAIR SERVICES | CHARLIE'S FIELD SERVICE INC | 2,012.89 | 0.100000000 | 201.29 |
| TESTING & FLOWBACK SERVICES | MAN WELDING SERVICE | 1,424.25 | 0.100000000 | 142.43 |
| Total Intangible Well Cost Cost | | 33,728.27 | | 3,372.83 |
| <u>Tangible Well Cost</u> | | | | |
| CASING (4.1" - 6.0") | SOONER PIPE LLC | 106,718.93 | 0.100000000 | 10,671.89 |
| Total Tangible Well Cost Cost | | 106,718.93 | | 10,671.89 |
| <u>Intangible Well Cost</u> | | | | |
| COMPANY SUPERVISION | MEWBOURNE OIL COMPANY | 1,138.50 | 0.100000000 | 113.85 |
| COMPANY SUPERVISION | MEWBOURNE OIL COMPANY | 1,173.00 | 0.100000000 | 117.30 |
| COMPANY SUPERVISION | MEWBOURNE OIL COMPANY | 575.00 | 0.100000000 | 57.50 |
| COMPANY SUPERVISION | MEWBOURNE OIL COMPANY | 2,300.00 | 0.100000000 | 230.00 |
| COMPANY SUPERVISION | MEWBOURNE OIL COMPANY | 575.00 | 0.100000000 | 57.50 |
| COMPANY SUPERVISION | MEWBOURNE OIL COMPANY | 575.00 | 0.100000000 | 57.50 |
| CONTRACT SERVICES & SUPERVISION | GSM OILFIELD SERVICES INC | 4,747.50 | 0.100000000 | 474.75 |
| CONTRACT SERVICES & SUPERVISION | GSM OILFIELD SERVICES INC | 3,165.00 | 0.100000000 | 316.49 |
| CONTRACT SERVICES & SUPERVISION | SDS PETROLEUM CONSULTAN | 1,793.50 | 0.100000000 | 179.35 |
| CONTRACT SERVICES & SUPERVISION | SDS PETROLEUM CONSULTAN | 3,956.25 | 0.100000000 | 395.63 |
| CONTRACT SERVICES & SUPERVISION | SDS PETROLEUM CONSULTAN | 3,956.25 | 0.100000000 | 395.63 |
| DAYWORK / TURNKEY / FOOTAGE DRILLING | PATTERSON UTI DRILLING CO | 38,859.16 | 0.100000000 | 3,885.92 |
| EQUIPMENT RENTAL | G&A FABRICATION LLC | 189.23 | 0.100000000 | 18.92 |
| LOCATION / RESTORATION | DIVERSIFIED FIELD SERVICES | 2,085.95 | 0.100000000 | 208.60 |
| LOCATION / RESTORATION | DIVERSIFIED FIELD SERVICES | 366.05 | 0.100000000 | 36.61 |
| LOCATION / RESTORATION | DIVERSIFIED FIELD SERVICES | 635.75 | 0.100000000 | 63.58 |
| LOCATION / RESTORATION | DIVERSIFIED FIELD SERVICES | 1,402.45 | 0.100000000 | 140.24 |
| LOCATION / RESTORATION | DIVERSIFIED FIELD SERVICES | 635.75 | 0.100000000 | 63.58 |

02-28-2021

066

MEWBOURNE OIL COMPANY

Page 41

SIANA OIL & GAS CO, LLC
TOM M RAGSDALE
400 N SAM HOUSTON PKWY EAST, STE 601
HOUSTON, TX 77060

INVOICE NO.: 202102-15249
INVOICE DATE: 2-28-2021
OWNER: 035904-1
BILLING FOR: February 2021

| REFERENCE/DESCRIPTION OF CHARGES | | GROSS CHARGES | WORKING INTEREST | NET CHARGE |
|--|-----------------------------|---------------|------------------|------------|
| LOCATION / RESTORATION | DIVERSIFIED FIELD SERVICES | 313.32 | 0.100000000 | 31.33 |
| LOCATION / RESTORATION | G&A FABRICATION LLC | 28,454.72 | 0.100000000 | 2,845.47 |
| LOCATION / RESTORATION | G&A FABRICATION LLC | 10,407.38 | 0.100000000 | 1,040.74 |
| LOCATION / ROAD / SITE / PREPARATION | HOBBS ANCHOR INC | 1,046.56 | 0.100000000 | 104.66 |
| LOGGING & WIRELINE SERVICES | HALLIBURTON ENERGY SERV | 1,621.48 | 0.100000000 | 162.15 |
| LOGGING & WIRELINE SERVICES | RWLS LLC DBA RENEGADE SE | 6,141.71 | 0.100000000 | 614.17 |
| LOGGING & WIRELINE SERVICES | XTREME CRANE & RIGGING LI | 25,830.00 | 0.100000000 | 2,583.00 |
| OVERHEAD FIXED RATE | MEWBOURNE OIL COMPANY | 2,842.44 | 0.100000000 | 284.24 |
| PIPELINE INTERCONNECT / ROW / EASEMENTS | STATE OF NEW MEXICO | 866.00 | 0.100000000 | 86.60 |
| STIMULATION RENTALS & OTHER | GARNER PUMP & SUPPLY INC | 267.03 | 0.100000000 | 26.70 |
| STIMULATION RENTALS & OTHER | NEW WAVE ENERGY SERVICE | 117,817.13 | 0.100000000 | 11,781.71 |
| STIMULATION TOE PREPARATION | GARNER PUMP & SUPPLY INC | 487.11 | 0.100000000 | 48.72 |
| STIMULATION TOE PREPARATION | STONE OILFIELD SERVICE INC | 794.72 | 0.100000000 | 79.47 |
| STIMULATION TOE PREPARATION | WELL FOAM INC | 10,814.77 | 0.100000000 | 1,081.48 |
| STIMULATION TOE PREPARATION | TRINITY OILFIELD SERVICES & | 2,431.78 | 0.100000000 | 243.18 |
| TRANSPORTATION | PETROSMITH EQUIPMENT LP | 9,415.88 | 0.100000000 | 941.59 |
| TRANSPORTATION | G&A FABRICATION LLC | 400.79 | 0.100000000 | 40.08 |
| TRANSPORTATION | G&A FABRICATION LLC | 400.32 | 0.100000000 | 40.03 |
| TRANSPORTATION | VAPROX LLC | 703.63 | 0.100000000 | 70.36 |
| TRANSPORTATION | VIKING INC | 5,840.75 | 0.100000000 | 584.08 |
| WATER AND OTHER | QATAR LLC | 1,097.98 | 0.100000000 | 109.80 |
| WELDING / CONSTRUCTION / MAINT. SERVICES | MEWBOURNE OIL COMPANY | 2,100.00 | 0.100000000 | 210.00 |
| Total Intangible Well Cost Cost | | 298,224.84 | | 29,822.51 |
| <u>Tangible Well Cost</u> | | | | |
| HORIZONTAL COMPLETION TOOLS | PACKERS PLUS ENERGY SERV | 47,460.23 | 0.100000000 | 4,746.02 |
| TUBING HEAD & UPPER SECTION | CAMERON INTERNATIONAL | 15,471.53 | 0.100000000 | 1,547.16 |
| TUBING HEAD & UPPER SECTION | CAMERON INTERNATIONAL | 1,124.84 | 0.100000000 | 112.48 |
| TUBING HEAD & UPPER SECTION | DIVINE WIRELINE SOLUTIONS | 2,602.81 | 0.100000000 | 260.28 |
| Total Tangible Well Cost Cost | | 66,659.41 | | 6,665.94 |
| <u>Equipment Beyond Wellhead</u> | | | | |
| AUTOMATION METERING EQUIPMENT | VANZANDT CONTROLS, LLC | 12,610.00 | 0.100000000 | 1,261.00 |
| AUTOMATION METERING EQUIPMENT | THE REYNOLDS COMPANY | 3,620.96 | 0.100000000 | 362.10 |
| EMISSIONS CONTROL EQUIPMENT | G&A FABRICATION LLC | 15,772.31 | 0.100000000 | 1,577.23 |
| EMISSIONS CONTROL EQUIPMENT | VAPROX LLC | 32,347.55 | 0.100000000 | 3,234.75 |
| EMISSIONS CONTROL EQUIPMENT | VIKING INC | 21,706.21 | 0.100000000 | 2,170.62 |
| EMISSIONS CONTROL EQUIPMENT | AUTOMATED WELLHEAD COM | 36,488.97 | 0.100000000 | 3,648.90 |
| FITTINGS / VALVES & ACCESSORIES | GREEN'S PIPE SERVICE INC | 28,793.00 | 0.100000000 | 2,879.30 |
| FITTINGS / VALVES & ACCESSORIES | G&A FABRICATION LLC | 2,023.65 | 0.100000000 | 202.37 |
| FITTINGS / VALVES & ACCESSORIES | G&A FABRICATION LLC | 2,023.65 | 0.100000000 | 202.37 |
| PRODUCTION EQUIP INSTALLATION | DIVERSIFIED FIELD SERVICES | 263.75 | 0.100000000 | 26.37 |
| PRODUCTION EQUIP INSTALLATION | DIVERSIFIED FIELD SERVICES | 580.25 | 0.100000000 | 58.03 |
| PRODUCTION EQUIP INSTALLATION | DIVERSIFIED FIELD SERVICES | 641.44 | 0.100000000 | 64.14 |

02-28-2021

067

MEWBOURNE OIL COMPANY

Page 42

SIANA OIL & GAS CO, LLC
TOM M RAGSDALE
400 N SAM HOUSTON PKWY EAST, STE 601
HOUSTON, TX 77060

INVOICE NO.: 202102-15249
INVOICE DATE: 2-28-2021
OWNER: 035904-1
BILLING FOR: February 2021

| REFERENCE/DESCRIPTION OF CHARGES | | GROSS CHARGES | WORKING INTEREST | NET CHARGE |
|--------------------------------------|----------------------------|---------------|------------------|------------|
| PRODUCTION EQUIP INSTALLATION | DIVERSIFIED FIELD SERVICES | 580.25 | 0.100000000 | 58.03 |
| PRODUCTION EQUIP INSTALLATION | DIVERSIFIED FIELD SERVICES | 635.75 | 0.100000000 | 63.58 |
| PRODUCTION EQUIP INSTALLATION | DIVERSIFIED FIELD SERVICES | 527.50 | 0.100000000 | 52.75 |
| PRODUCTION EQUIP INSTALLATION | PETROSMITH EQUIPMENT LP | 1,318.75 | 0.100000000 | 131.88 |
| PRODUCTION EQUIP INSTALLATION | G&A FABRICATION LLC | 1,387.66 | 0.100000000 | 138.77 |
| PRODUCTION EQUIP INSTALLATION | G&A FABRICATION LLC | 2,833.14 | 0.100000000 | 283.31 |
| PRODUCTION EQUIP INSTALLATION | G&A FABRICATION LLC | 1,965.86 | 0.100000000 | 196.58 |
| PRODUCTION EQUIP INSTALLATION | G&A FABRICATION LLC | 1,965.86 | 0.100000000 | 196.58 |
| PRODUCTION EQUIP INSTALLATION | G&A FABRICATION LLC | 2,833.14 | 0.100000000 | 283.31 |
| PRODUCTION EQUIP INSTALLATION | G&A FABRICATION LLC | 3,195.82 | 0.100000000 | 319.58 |
| PRODUCTION EQUIP INSTALLATION | G&A FABRICATION LLC | 1,261.50 | 0.100000000 | 126.15 |
| PRODUCTION EQUIP INSTALLATION | G&A FABRICATION LLC | 1,261.50 | 0.100000000 | 126.15 |
| PRODUCTION EQUIP INSTALLATION | G&A FABRICATION LLC | 693.83 | 0.100000000 | 69.38 |
| PRODUCTION EQUIP INSTALLATION | G&A FABRICATION LLC | 2,370.59 | 0.100000000 | 237.06 |
| PRODUCTION EQUIP INSTALLATION | G&A FABRICATION LLC | 2,544.05 | 0.100000000 | 254.41 |
| PRODUCTION EQUIP INSTALLATION | G&A FABRICATION LLC | 2,254.95 | 0.100000000 | 225.49 |
| SEPARATION / TREATING EQUIPMENT | VIKING INC | 80,086.32 | 0.100000000 | 8,008.63 |
| Total Equipment Beyond Wellhead Cost | | 264,588.21 | | 26,458.82 |

72076000-20 SUBTOTAL

798,984.52

79,898.48

PROPERTY: 72076000 72076000-30 INLAND 26/23 B20J STATE COM 1H

Lease Operating Expense

| | | | | |
|------------------------------------|--------------------------|----------|-------------|--------|
| LEASE & FACILITY MAINTENANCE | THE MERCHANT LIVESTOCK C | 1,476.00 | 0.100000000 | 147.60 |
| Total Lease Operating Expense Cost | | 1,476.00 | | 147.60 |

72076000-30 SUBTOTAL

1,476.00

147.60

PROPERTY 72076000 TOTAL

3,151,521.12

315,152.12

72076000PREPAYMENTS

-315,152.12

PROPERTY: 72185000 72185000-20 CREEDENCE 21/16 W0FC ST COM 4H

Intangible Well Cost

| | | | | |
|---------------------------------|-----------------------------|----------|-------------|-------|
| HORIZONTAL DRILLOUT SERVICES | TRINITY OILFIELD SERVICES & | 1,170.44 | 0.006363620 | 7.45 |
| INTANGIBLE SUPPLIES | DIVINE WIRELINE SOLUTIONS | 531.61 | 0.006363620 | 3.38 |
| LOCATION / RESTORATION | R360 ENVIRONMENTAL SOLU7 | 262.18 | 0.006363620 | 1.67 |
| LOCATION / RESTORATION | R360 ENVIRONMENTAL SOLU7 | 233.15 | 0.006363620 | 1.48 |
| LOCATION / RESTORATION | R360 ENVIRONMENTAL SOLU7 | 284.85 | 0.006363620 | 1.81 |
| LOCATION / RESTORATION | SOLARIS WATER MIDSTREAM | 11.92 | 0.006363620 | 0.08 |
| Total Intangible Well Cost Cost | | 2,494.15 | | 15.87 |

72185000-20 SUBTOTAL

2,494.15

15.87

PROPERTY: 72185000 72185000-30 CREEDENCE 21/16 W0FC ST COM 4H

Lease Operating Expense

02-28-2021

068

MEWBOURNE OIL COMPANY

Page 43

SIANA OIL & GAS CO, LLC
TOM M RAGSDALE
400 N SAM HOUSTON PKWY EAST, STE 601
HOUSTON, TX 77060

INVOICE NO.: 202102-15249
INVOICE DATE: 2-28-2021
OWNER: 035904-1
BILLING FOR: February 2021

| REFERENCE/DESCRIPTION OF CHARGES | | GROSS CHARGES | WORKING INTEREST | NET CHARGE |
|---|-----------------------------|---------------|------------------|------------|
| CHEMICALS-CORROSION TREATING | T&J VALVE | 40.96 | 0.006363620 | 0.26 |
| CHEMICALS-CORROSION TREATING | IMPERATIVE CHEMICAL PART | 861.76 | 0.006363620 | 5.48 |
| CHEMICALS-WATER TREATING | EPDI | 347.39 | 0.006363620 | 2.21 |
| COMPANY SUPERVISION | MEWBOURNE OIL COMPANY | 1,150.00 | 0.006363620 | 7.32 |
| COMPANY SUPERVISION | MEWBOURNE OIL COMPANY | 1,150.00 | 0.006363620 | 7.32 |
| COMPANY SUPERVISION | MEWBOURNE OIL COMPANY | 862.50 | 0.006363620 | 5.49 |
| COMPRESSOR MAINTENANCE | TRINITY OILFIELD SERVICES & | 203.97 | 0.006363620 | 1.30 |
| COMPRESSOR MAINTENANCE | TRINITY OILFIELD SERVICES & | 79.47 | 0.006363620 | 0.51 |
| CONTRACT SUPERVISION | TURNCO ENTERPRISES LLC | 481.50 | 0.006363620 | 3.06 |
| CONTRACT SUPERVISION | TURNCO ENTERPRISES LLC | 1,496.25 | 0.006363620 | 9.52 |
| CONTRACT SUPERVISION | TURNCO ENTERPRISES LLC | 1,685.25 | 0.006363620 | 10.72 |
| CONTRACT SUPERVISION | TURNCO ENTERPRISES LLC | 1,496.25 | 0.006363620 | 9.52 |
| CONTRACT SUPERVISION | TURNCO ENTERPRISES LLC | 66.25 | 0.006363620 | 0.42 |
| CONTRACT SUPERVISION | TURNCO ENTERPRISES LLC | 66.25 | 0.006363620 | 0.42 |
| CONTRACT SUPERVISION | TURNCO ENTERPRISES LLC | 1,511.25 | 0.006363620 | 9.62 |
| CONTRACT SUPERVISION | TURNCO ENTERPRISES LLC | 1,685.25 | 0.006363620 | 10.72 |
| EMISSIONS CONTROL EQUIPMENT MAINTENANCE | K&S OILFIELD SUPPLIES LLC | 11.21 | 0.006363620 | 0.07 |
| EMISSIONS CONTROL EQUIPMENT MAINTENANCE | PRESTIGE EQUIPMENT RENTA | 417.40 | 0.006363620 | 2.66 |
| EMISSIONS CONTROL EQUIPMENT MAINTENANCE | VAPROX LLC | 78.85 | 0.006363620 | 0.50 |
| EMISSIONS CONTROL EQUIPMENT MAINTENANCE | VAPROX LLC | 180.12 | 0.006363620 | 1.15 |
| EMISSIONS CONTROL EQUIPMENT MAINTENANCE | AUTOMATED WELLHEAD COM | 153.65 | 0.006363620 | 0.98 |
| EMISSIONS CONTROL EQUIPMENT MAINTENANCE | AUTOMATED WELLHEAD COM | 474.26 | 0.006363620 | 3.02 |
| GATHERING/TREATING/DEHYDRATION | GAS WELL SERVICES INC | 1,366.19 | 0.006363620 | 8.69 |
| GATHERING/TREATING/DEHYDRATION | GAS WELL SERVICES INC | 56.53 | 0.006363620 | 0.36 |
| GATHERING/TREATING/DEHYDRATION | GAS WELL SERVICES INC | 765.02 | 0.006363620 | 4.87 |
| GATHERING/TREATING/DEHYDRATION | GAS WELL SERVICES INC | 52.58 | 0.006363620 | 0.33 |
| GATHERING/TREATING/DEHYDRATION | GAS WELL SERVICES INC | 49.49 | 0.006363620 | 0.31 |
| GATHERING/TREATING/DEHYDRATION | JET LABORATORIES INC | 79.04 | 0.006363620 | 0.50 |
| LEASE & FACILITY | MEWBOURNE OIL COMPANY | 175.00 | 0.006363620 | 1.11 |
| LEASE & FACILITY | MEWBOURNE OIL COMPANY | 350.00 | 0.006363620 | 2.23 |
| LEASE & FACILITY | MEWBOURNE OIL COMPANY | 350.00 | 0.006363620 | 2.23 |
| LEASE & FACILITY MAINTENANCE | KEYSTONE PUMP & SUPPLY LI | 649.66 | 0.006363620 | 4.13 |
| LEASE & FACILITY MAINTENANCE | KEYSTONE PUMP & SUPPLY LI | 54.34 | 0.006363620 | 0.35 |
| LEASE & FACILITY MAINTENANCE | KEYSTONE PUMP & SUPPLY LI | 736.41 | 0.006363620 | 4.69 |
| LEASE & FACILITY MAINTENANCE | KEYSTONE PUMP & SUPPLY LI | 308.53 | 0.006363620 | 1.96 |
| LEASE & FACILITY MAINTENANCE | KEYSTONE PUMP & SUPPLY LI | 35.96 | 0.006363620 | 0.23 |
| LEASE & FACILITY MAINTENANCE | KEYSTONE PUMP & SUPPLY LI | 404.98 | 0.006363620 | 2.58 |
| LEASE & FACILITY MAINTENANCE | KEYSTONE PUMP & SUPPLY LI | 32.86 | 0.006363620 | 0.21 |
| LEASE & FACILITY MAINTENANCE | KEYSTONE PUMP & SUPPLY LI | 104.50 | 0.006363620 | 0.67 |
| LEASE & FACILITY MAINTENANCE | KEYSTONE PUMP & SUPPLY LI | 86.98 | 0.006363620 | 0.55 |
| LEASE & FACILITY MAINTENANCE | KEYSTONE PUMP & SUPPLY LI | 148.26 | 0.006363620 | 0.94 |
| LEASE & FACILITY MAINTENANCE | KEYSTONE PUMP & SUPPLY LI | 118.46 | 0.006363620 | 0.75 |

02-28-2021

069

MEWBOURNE OIL COMPANY

Page 44

SIANA OIL & GAS CO, LLC
TOM M RAGSDALE
400 N SAM HOUSTON PKWY EAST, STE 601
HOUSTON, TX 77060

INVOICE NO.: 202102-15249
INVOICE DATE: 2-28-2021
OWNER: 035904-1
BILLING FOR: February 2021

| REFERENCE/DESCRIPTION OF CHARGES | | GROSS CHARGES | WORKING INTEREST | NET CHARGE |
|--|-----------------------------|-------------------|------------------|----------------|
| LEASE & FACILITY MAINTENANCE | TURNCO ENTERPRISES LLC | 450.00 | 0.006363620 | 2.86 |
| LEASE & FACILITY MAINTENANCE | TURNCO ENTERPRISES LLC | 200.00 | 0.006363620 | 1.27 |
| LEASE & FACILITY MAINTENANCE | TURNCO ENTERPRISES LLC | 75.00 | 0.006363620 | 0.48 |
| LEASE & FACILITY MAINTENANCE | TURNCO ENTERPRISES LLC | 150.00 | 0.006363620 | 0.95 |
| LEASE & FACILITY MAINTENANCE | TURNCO ENTERPRISES LLC | 175.00 | 0.006363620 | 1.11 |
| LEASE & FACILITY MAINTENANCE | TURNCO ENTERPRISES LLC | 300.00 | 0.006363620 | 1.91 |
| LEASE & FACILITY MAINTENANCE | TURNCO ENTERPRISES LLC | 50.00 | 0.006363620 | 0.32 |
| LEASE & FACILITY MAINTENANCE | TURNCO ENTERPRISES LLC | 50.00 | 0.006363620 | 0.32 |
| LEASE & FACILITY MAINTENANCE | TURNCO ENTERPRISES LLC | 100.00 | 0.006363620 | 0.64 |
| LEASE & FACILITY MAINTENANCE | QATAR LLC | 96.88 | 0.006363620 | 0.62 |
| MISCELLANEOUS EQUIPMENT RENTAL | MEWBOURNE OIL COMPANY | 6,200.00 | 0.006363620 | 39.45 |
| OVERHEAD-FIXED RATE | MEWBOURNE OIL COMPANY | 800.00 | 0.006363620 | 5.09 |
| PUMPING | MEWBOURNE OIL COMPANY | 850.00 | 0.006363620 | 5.41 |
| PUMPING | MEWBOURNE OIL COMPANY | 850.00 | 0.006363620 | 5.41 |
| RENTAL SERVICES | TFH LTD CO | 248.34 | 0.006363620 | 1.58 |
| RENTAL SERVICES | KODIAK GAS SERVICES LLC | 3,715.83 | 0.006363620 | 23.65 |
| SALT WATER DISPOSAL | MEWBOURNE OIL COMPANY | 67,314.96 | 0.006363620 | 428.37 |
| SALT WATER DISPOSAL | NGL WATER SOLUTIONS PERM | 27.55 | 0.006363620 | 0.18 |
| SALT WATER DISPOSAL | NGL WATER SOLUTIONS PERM | 139.87 | 0.006363620 | 0.89 |
| SALT WATER DISPOSAL | NGL WATER SOLUTIONS PERM | 68.88 | 0.006363620 | 0.44 |
| SALT WATER DISPOSAL | QATAR LLC | 468.26 | 0.006363620 | 2.98 |
| SALT WATER DISPOSAL | RAZ OIL AND GAS | 44.58 | 0.006363620 | 0.28 |
| Total Lease Operating Expense Cost | | 102,799.73 | | 654.17 |
| 72185000-30 SUBTOTAL | | 102,799.73 | 654.17 | |
| PROPERTY 72185000 TOTAL | | 105,293.88 | 670.04 | |
| 72185000PREPAYMENTS | | | | -670.04 |
| PROPERTY: 72186000 72186000-20 CREEDENCE 21/16 W1FC ST COM 3H | | | | |
| <u>Intangible Well Cost</u> | | | | |
| HORIZONTAL DRILLOUT SERVICES | TRINITY OILFIELD SERVICES & | 1,170.44 | 0.006363620 | 7.45 |
| LOCATION / RESTORATION | R360 ENVIRONMENTAL SOLUT | 262.16 | 0.006363620 | 1.67 |
| LOCATION / RESTORATION | R360 ENVIRONMENTAL SOLUT | 233.16 | 0.006363620 | 1.48 |
| LOCATION / RESTORATION | R360 ENVIRONMENTAL SOLUT | 284.85 | 0.006363620 | 1.81 |
| TRANSPORTATION | DIVINE WIRELINE SOLUTIONS | 275.26 | 0.006363620 | 1.75 |
| Total Intangible Well Cost Cost | | 2,225.87 | | 14.16 |
| 72186000-20 SUBTOTAL | | 2,225.87 | 14.16 | |
| PROPERTY: 72186000 72186000-30 CREEDENCE 21/16 W1FC ST COM 3H | | | | |
| <u>Lease Operating Expense</u> | | | | |
| CHEMICALS-CORROSION TREATING | T&J VALVE | 40.96 | 0.006363620 | 0.26 |
| CHEMICALS-CORROSION TREATING | IMPERATIVE CHEMICAL PART | 861.80 | 0.006363620 | 5.48 |
| CHEMICALS-WATER TREATING | EPDI | 347.38 | 0.006363620 | 2.21 |

02-28-2021

070

MEWBOURNE OIL COMPANY

Page 45

SIANA OIL & GAS CO, LLC
TOM M RAGSDALE
400 N SAM HOUSTON PKWY EAST, STE 601
HOUSTON, TX 77060

INVOICE NO.: 202102-15249
INVOICE DATE: 2-28-2021
OWNER: 035904-1
BILLING FOR: February 2021

| REFERENCE/DESCRIPTION OF CHARGES | | GROSS CHARGES | WORKING INTEREST | NET CHARGE |
|---|-----------------------------|---------------|------------------|------------|
| COMPANY SUPERVISION | MEWBOURNE OIL COMPANY | 1,150.00 | 0.006363620 | 7.32 |
| COMPANY SUPERVISION | MEWBOURNE OIL COMPANY | 1,150.00 | 0.006363620 | 7.32 |
| COMPANY SUPERVISION | MEWBOURNE OIL COMPANY | 575.00 | 0.006363620 | 3.66 |
| COMPRESSOR MAINTENANCE | TRINITY OILFIELD SERVICES & | 203.97 | 0.006363620 | 1.30 |
| COMPRESSOR MAINTENANCE | TRINITY OILFIELD SERVICES & | 79.46 | 0.006363620 | 0.51 |
| CONTRACT SUPERVISION | TURNCO ENTERPRISES LLC | 481.50 | 0.006363620 | 3.06 |
| CONTRACT SUPERVISION | TURNCO ENTERPRISES LLC | 1,496.25 | 0.006363620 | 9.52 |
| CONTRACT SUPERVISION | TURNCO ENTERPRISES LLC | 1,685.25 | 0.006363620 | 10.72 |
| CONTRACT SUPERVISION | TURNCO ENTERPRISES LLC | 1,496.25 | 0.006363620 | 9.52 |
| CONTRACT SUPERVISION | TURNCO ENTERPRISES LLC | 66.25 | 0.006363620 | 0.42 |
| CONTRACT SUPERVISION | TURNCO ENTERPRISES LLC | 66.25 | 0.006363620 | 0.42 |
| CONTRACT SUPERVISION | TURNCO ENTERPRISES LLC | 1,511.25 | 0.006363620 | 9.62 |
| CONTRACT SUPERVISION | TURNCO ENTERPRISES LLC | 1,685.25 | 0.006363620 | 10.72 |
| EMISSIONS CONTROL EQUIPMENT MAINTENANCE | K&S OILFIELD SUPPLIES LLC | 11.19 | 0.006363620 | 0.07 |
| EMISSIONS CONTROL EQUIPMENT MAINTENANCE | PRESTIGE EQUIPMENT RENTA | 417.31 | 0.006363620 | 2.66 |
| EMISSIONS CONTROL EQUIPMENT MAINTENANCE | VAPROX LLC | 78.84 | 0.006363620 | 0.50 |
| EMISSIONS CONTROL EQUIPMENT MAINTENANCE | VAPROX LLC | 180.11 | 0.006363620 | 1.15 |
| EMISSIONS CONTROL EQUIPMENT MAINTENANCE | AUTOMATED WELLHEAD COM | 153.63 | 0.006363620 | 0.98 |
| EMISSIONS CONTROL EQUIPMENT MAINTENANCE | AUTOMATED WELLHEAD COM | 474.14 | 0.006363620 | 3.02 |
| GATHERING/TREATING/DEHYDRATION | GAS WELL SERVICES INC | 1,366.00 | 0.006363620 | 8.69 |
| GATHERING/TREATING/DEHYDRATION | GAS WELL SERVICES INC | 56.53 | 0.006363620 | 0.36 |
| GATHERING/TREATING/DEHYDRATION | GAS WELL SERVICES INC | 764.87 | 0.006363620 | 4.87 |
| GATHERING/TREATING/DEHYDRATION | GAS WELL SERVICES INC | 52.60 | 0.006363620 | 0.33 |
| GATHERING/TREATING/DEHYDRATION | GAS WELL SERVICES INC | 49.52 | 0.006363620 | 0.31 |
| GATHERING/TREATING/DEHYDRATION | JET LABORATORIES INC | 39.52 | 0.006363620 | 0.25 |
| LEASE & FACILITY | MEWBOURNE OIL COMPANY | 175.00 | 0.006363620 | 1.11 |
| LEASE & FACILITY | MEWBOURNE OIL COMPANY | 350.00 | 0.006363620 | 2.23 |
| LEASE & FACILITY | MEWBOURNE OIL COMPANY | 175.00 | 0.006363620 | 1.11 |
| LEASE & FACILITY MAINTENANCE | KEYSTONE PUMP & SUPPLY LI | 649.64 | 0.006363620 | 4.13 |
| LEASE & FACILITY MAINTENANCE | KEYSTONE PUMP & SUPPLY LI | 54.35 | 0.006363620 | 0.35 |
| LEASE & FACILITY MAINTENANCE | KEYSTONE PUMP & SUPPLY LI | 736.43 | 0.006363620 | 4.69 |
| LEASE & FACILITY MAINTENANCE | KEYSTONE PUMP & SUPPLY LI | 308.55 | 0.006363620 | 1.96 |
| LEASE & FACILITY MAINTENANCE | KEYSTONE PUMP & SUPPLY LI | 35.97 | 0.006363620 | 0.23 |
| LEASE & FACILITY MAINTENANCE | KEYSTONE PUMP & SUPPLY LI | 405.00 | 0.006363620 | 2.58 |
| LEASE & FACILITY MAINTENANCE | KEYSTONE PUMP & SUPPLY LI | 32.87 | 0.006363620 | 0.21 |
| LEASE & FACILITY MAINTENANCE | KEYSTONE PUMP & SUPPLY LI | 104.51 | 0.006363620 | 0.67 |
| LEASE & FACILITY MAINTENANCE | KEYSTONE PUMP & SUPPLY LI | 86.98 | 0.006363620 | 0.55 |
| LEASE & FACILITY MAINTENANCE | KEYSTONE PUMP & SUPPLY LI | 148.27 | 0.006363620 | 0.94 |
| LEASE & FACILITY MAINTENANCE | KEYSTONE PUMP & SUPPLY LI | 118.47 | 0.006363620 | 0.75 |
| LEASE & FACILITY MAINTENANCE | TURNCO ENTERPRISES LLC | 450.00 | 0.006363620 | 2.86 |
| LEASE & FACILITY MAINTENANCE | TURNCO ENTERPRISES LLC | 200.00 | 0.006363620 | 1.27 |
| LEASE & FACILITY MAINTENANCE | TURNCO ENTERPRISES LLC | 75.00 | 0.006363620 | 0.48 |

02-28-2021

071

MEWBOURNE OIL COMPANY

Page 46

SIANA OIL & GAS CO, LLC
TOM M RAGSDALE
400 N SAM HOUSTON PKWY EAST, STE 601
HOUSTON, TX 77060

INVOICE NO.: 202102-15249
INVOICE DATE: 2-28-2021
OWNER: 035904-1
BILLING FOR: February 2021

| REFERENCE/DESCRIPTION OF CHARGES | | GROSS CHARGES | WORKING INTEREST | NET CHARGE |
|------------------------------------|--------------------------|---------------|------------------|------------|
| LEASE & FACILITY MAINTENANCE | TURNCO ENTERPRISES LLC | 150.00 | 0.006363620 | 0.95 |
| LEASE & FACILITY MAINTENANCE | TURNCO ENTERPRISES LLC | 175.00 | 0.006363620 | 1.11 |
| LEASE & FACILITY MAINTENANCE | TURNCO ENTERPRISES LLC | 300.00 | 0.006363620 | 1.91 |
| LEASE & FACILITY MAINTENANCE | TURNCO ENTERPRISES LLC | 50.00 | 0.006363620 | 0.32 |
| LEASE & FACILITY MAINTENANCE | TURNCO ENTERPRISES LLC | 50.00 | 0.006363620 | 0.32 |
| LEASE & FACILITY MAINTENANCE | TURNCO ENTERPRISES LLC | 100.00 | 0.006363620 | 0.64 |
| LEASE & FACILITY MAINTENANCE | QATAR LLC | 96.88 | 0.006363620 | 0.62 |
| MISCELLANEOUS EQUIPMENT RENTAL | MEWBOURNE OIL COMPANY | 6,200.00 | 0.006363620 | 39.45 |
| OVERHEAD-FIXED RATE | MEWBOURNE OIL COMPANY | 800.00 | 0.006363620 | 5.09 |
| PUMPING | MEWBOURNE OIL COMPANY | 850.00 | 0.006363620 | 5.41 |
| PUMPING | MEWBOURNE OIL COMPANY | 850.00 | 0.006363620 | 5.41 |
| RENTAL SERVICES | TFH LTD CO | 248.34 | 0.006363620 | 1.58 |
| RENTAL SERVICES | KODIAK GAS SERVICES LLC | 3,715.82 | 0.006363620 | 23.65 |
| SALT WATER DISPOSAL | MEWBOURNE OIL COMPANY | 69,944.49 | 0.006363620 | 445.10 |
| SALT WATER DISPOSAL | NGL WATER SOLUTIONS PERM | 27.55 | 0.006363620 | 0.18 |
| SALT WATER DISPOSAL | NGL WATER SOLUTIONS PERM | 139.85 | 0.006363620 | 0.89 |
| SALT WATER DISPOSAL | NGL WATER SOLUTIONS PERM | 68.87 | 0.006363620 | 0.44 |
| SALT WATER DISPOSAL | QATAR LLC | 468.26 | 0.006363620 | 2.98 |
| SALT WATER DISPOSAL | RAZ OIL AND GAS | 44.57 | 0.006363620 | 0.28 |
| Total Lease Operating Expense Cost | | 104,926.75 | | 667.70 |

72186000-30 SUBTOTAL

104,926.75

667.70

PROPERTY 72186000 TOTAL

107,152.62

681.86

72186000PREPAYMENTS

-681.86

PROPERTY: 72310000 72310000-20 IBEX 15/10 B1PA FED COM 2H

Intangible Well Cost

| | | | | |
|------------------------------|----------------------------|-----------|-------------|-------|
| COMPANY SUPERVISION | MEWBOURNE OIL COMPANY | 1,150.00 | 0.000539020 | 0.62 |
| HORIZONTAL DRILLOUT SERVICES | THRU TUBING SOLUTIONS INC | 32,261.92 | 0.000539020 | 17.39 |
| HORIZONTAL DRILLOUT SERVICES | QES PRESSURE CONTROL LLC | 49,829.25 | 0.000539020 | 26.86 |
| HORIZONTAL DRILLOUT SERVICES | GUNS UP SERVICES | 60,263.83 | 0.000539020 | 32.48 |
| HORIZONTAL DRILLOUT SERVICES | DIVINE WIRELINE SOLUTIONS | 4,708.30 | 0.000539020 | 2.54 |
| LOCATION / RESTORATION | DUKE OILFIELD SERVICES LLC | 137.15 | 0.000539020 | 0.07 |
| LOCATION / RESTORATION | DUKE OILFIELD SERVICES LLC | 211.00 | 0.000539020 | 0.11 |
| LOCATION / RESTORATION | R360 ENVIRONMENTAL SOLUT | 116.05 | 0.000539020 | 0.06 |
| LOCATION / RESTORATION | R360 ENVIRONMENTAL SOLUT | 221.54 | 0.000539020 | 0.12 |
| LOCATION / RESTORATION | R360 ENVIRONMENTAL SOLUT | 221.54 | 0.000539020 | 0.12 |
| LOGGING & WIRELINE SERVICES | HALLIBURTON ENERGY SERV | 24,711.63 | 0.000539020 | 13.32 |
| STIMULATION | BUTCH'S RAT HOLE & ANCHO | 65,200.00 | 0.000539020 | 35.14 |
| STIMULATION RENTALS & OTHER | GAS WELL SERVICES INC | 517.34 | 0.000539020 | 0.28 |
| STIMULATION RENTALS & OTHER | GAS WELL SERVICES INC | 517.34 | 0.000539020 | 0.28 |
| STIMULATION RENTALS & OTHER | WELL FOAM INC | 4,181.71 | 0.000539020 | 2.25 |
| STIMULATION RENTALS & OTHER | SWABCO INC | 1,740.77 | 0.000539020 | 0.94 |

02-28-2021

072

MEWBOURNE OIL COMPANY

Page 47

SIANA OIL & GAS CO, LLC
TOM M RAGSDALE
400 N SAM HOUSTON PKWY EAST, STE 601
HOUSTON, TX 77060

INVOICE NO.: 202102-15249
INVOICE DATE: 2-28-2021
OWNER: 035904-1
BILLING FOR: February 2021

| REFERENCE/DESCRIPTION OF CHARGES | | GROSS CHARGES | WORKING INTEREST | NET CHARGE |
|--|---------------------------|-------------------|------------------|------------|
| STIMULATION RENTALS & OTHER | GUNS UP SERVICES | 26,206.00 | 0.000539020 | 14.13 |
| STIMULATION TOE PREPARATION | GARNER PUMP & SUPPLY INC | 452.81 | 0.000539020 | 0.25 |
| Total Intangible Well Cost Cost | | 272,648.18 | | 146.96 |
| <u>Tangible Well Cost</u> | | | | |
| TUBING HEAD & UPPER SECTION | DIVINE WIRELINE SOLUTIONS | 11,107.86 | 0.000539020 | 5.99 |
| Total Tangible Well Cost Cost | | 11,107.86 | | 5.99 |
| <u>Equipment Beyond Wellhead</u> | | | | |
| AUTOMATION METERING EQUIPMENT | TANKLOGIX LLC | 46,313.90 | 0.000539020 | 24.96 |
| AUTOMATION METERING EQUIPMENT | TANKLOGIX LLC | 184.18 | 0.000539020 | 0.10 |
| ELECTRICAL INSTALLATIONS | INGRAM PROFESSIONAL SERV | 6,755.10 | 0.000539020 | 3.64 |
| PIPE LINE CONSTRUCTION | LEGACY SAFETY AND CONSU | 567.42 | 0.000539020 | 0.31 |
| PIPE LINE CONSTRUCTION | LEGACY SAFETY AND CONSU | 563.75 | 0.000539020 | 0.30 |
| PIPE LINE CONSTRUCTION | LEGACY SAFETY AND CONSU | 3,165.00 | 0.000539020 | 1.71 |
| PIPE LINE CONSTRUCTION | LEGACY SAFETY AND CONSU | 600.93 | 0.000539020 | 0.32 |
| PIPE LINE CONSTRUCTION | LEGACY SAFETY AND CONSU | 566.19 | 0.000539020 | 0.31 |
| PIPE LINE CONSTRUCTION | LEGACY SAFETY AND CONSU | 883.22 | 0.000539020 | 0.48 |
| PIPE LINE CONSTRUCTION | LEGACY SAFETY AND CONSU | 3,165.00 | 0.000539020 | 1.71 |
| PIPE LINE CONSTRUCTION | LEGACY SAFETY AND CONSU | 2,637.50 | 0.000539020 | 1.42 |
| SERVICE PUMPS | MEWBOURNE OIL COMPANY | 48,397.68 | 0.000539020 | 26.10 |
| Total Equipment Beyond Wellhead Cost | | 113,799.87 | | 61.36 |
| 72310000-20 SUBTOTAL | | 397,555.91 | 214.31 | |
| PROPERTY: 72310000 72310000-30 IBEX 15/10 B1PA FED COM 2H | | | | |
| <u>Lease Operating Expense</u> | | | | |
| COMPANY SUPERVISION | MEWBOURNE OIL COMPANY | 1,150.00 | 0.000539020 | 0.62 |
| COMPANY SUPERVISION | MEWBOURNE OIL COMPANY | 2,875.00 | 0.000539020 | 1.55 |
| COMPANY SUPERVISION | MEWBOURNE OIL COMPANY | 575.00 | 0.000539020 | 0.31 |
| COMPANY SUPERVISION | MEWBOURNE OIL COMPANY | 1,150.00 | 0.000539020 | 0.62 |
| COMPANY SUPERVISION | MEWBOURNE OIL COMPANY | 1,150.00 | 0.000539020 | 0.62 |
| COMPANY SUPERVISION | MEWBOURNE OIL COMPANY | 1,150.00 | 0.000539020 | 0.62 |
| EMISSIONS CONTROL EQUIPMENT MAINTENANCE | VAPROX LLC | 271.79 | 0.000539020 | 0.15 |
| EMISSIONS CONTROL EQUIPMENT MAINTENANCE | AUTOMATED WELLHEAD COM | 924.85 | 0.000539020 | 0.50 |
| EMISSIONS CONTROL EQUIPMENT MAINTENANCE | AUTOMATED WELLHEAD COM | 184.62 | 0.000539020 | 0.10 |
| EMISSIONS CONTROL EQUIPMENT MAINTENANCE | AUTOMATED WELLHEAD COM | 655.52 | 0.000539020 | 0.35 |
| EMISSIONS CONTROL EQUIPMENT MAINTENANCE | AUTOMATED WELLHEAD COM | 186.73 | 0.000539020 | 0.10 |
| EMISSIONS CONTROL EQUIPMENT MAINTENANCE | AUTOMATED WELLHEAD COM | 229.99 | 0.000539020 | 0.12 |
| EMISSIONS CONTROL EQUIPMENT MAINTENANCE | AUTOMATED WELLHEAD COM | 313.17 | 0.000539020 | 0.17 |
| EMISSIONS CONTROL EQUIPMENT MAINTENANCE | AUTOMATED WELLHEAD COM | 220.49 | 0.000539020 | 0.12 |
| EMISSIONS CONTROL EQUIPMENT MAINTENANCE | AUTOMATED WELLHEAD COM | 204.14 | 0.000539020 | 0.11 |
| EMISSIONS CONTROL EQUIPMENT MAINTENANCE | AUTOMATED WELLHEAD COM | 305.95 | 0.000539020 | 0.16 |
| EMISSIONS CONTROL EQUIPMENT MAINTENANCE | AUTOMATED WELLHEAD COM | 345.51 | 0.000539020 | 0.19 |
| EMISSIONS CONTROL EQUIPMENT MAINTENANCE | AUTOMATED WELLHEAD COM | 323.88 | 0.000539020 | 0.17 |

02-28-2021

073

MEWBOURNE OIL COMPANY

Page 48

SIANA OIL & GAS CO, LLC
TOM M RAGSDALE
400 N SAM HOUSTON PKWY EAST, STE 601
HOUSTON, TX 77060

INVOICE NO.: 202102-15249
INVOICE DATE: 2-28-2021
OWNER: 035904-1
BILLING FOR: February 2021

| REFERENCE/DESCRIPTION OF CHARGES | | GROSS CHARGES | WORKING INTEREST | NET CHARGE |
|---|-----------------------------|---------------|------------------|------------|
| EMISSIONS CONTROL EQUIPMENT MAINTENANCE | AUTOMATED WELLHEAD COM | 1,361.64 | 0.000539020 | 0.73 |
| FUEL/ POWER / ELECTRICAL | XCEL ENERGY | 452.59 | 0.000539020 | 0.25 |
| GATHERING/TREATING/DEHYDRATION | JET LABORATORIES INC | 39.52 | 0.000539020 | 0.02 |
| LEASE & FACILITY | MEWBOURNE OIL COMPANY | 700.00 | 0.000539020 | 0.38 |
| LEASE & FACILITY | MEWBOURNE OIL COMPANY | 581.00 | 0.000539020 | 0.31 |
| LEASE & FACILITY | MEWBOURNE OIL COMPANY | 175.00 | 0.000539020 | 0.09 |
| LEASE & FACILITY MAINTENANCE | GARNER PUMP & SUPPLY INC | 0.76 | 0.000539020 | 0.00 |
| LEASE & FACILITY MAINTENANCE | KEYSTONE PUMP & SUPPLY LI | 242.30 | 0.000539020 | 0.13 |
| LEASE & FACILITY MAINTENANCE | TURNCO ENTERPRISES LLC | 13.14 | 0.000539020 | 0.01 |
| LEASE & FACILITY MAINTENANCE | TURNCO ENTERPRISES LLC | 24.14 | 0.000539020 | 0.01 |
| LEASE & FACILITY MAINTENANCE | TURNCO ENTERPRISES LLC | 212.50 | 0.000539020 | 0.11 |
| LEASE & FACILITY MAINTENANCE | TURNCO ENTERPRISES LLC | 200.00 | 0.000539020 | 0.11 |
| LEASE & FACILITY MAINTENANCE | TURNCO ENTERPRISES LLC | 200.00 | 0.000539020 | 0.11 |
| LEASE & FACILITY MAINTENANCE | TURNCO ENTERPRISES LLC | 265.00 | 0.000539020 | 0.14 |
| LEASE & FACILITY MAINTENANCE | TURNCO ENTERPRISES LLC | 32.81 | 0.000539020 | 0.02 |
| LEASE & FACILITY MAINTENANCE | TURNCO ENTERPRISES LLC | 42.85 | 0.000539020 | 0.02 |
| LEASE & FACILITY MAINTENANCE | TURNCO ENTERPRISES LLC | 118.28 | 0.000539020 | 0.06 |
| LEASE & FACILITY MAINTENANCE | TURNCO ENTERPRISES LLC | 78.85 | 0.000539020 | 0.04 |
| LEASE & FACILITY MAINTENANCE | INGRAM PROFESSIONAL SERV | 2,109.08 | 0.000539020 | 1.14 |
| LEASE & FACILITY MAINTENANCE | H-M TRUCKING LLC | 443.44 | 0.000539020 | 0.24 |
| LEASE & FACILITY MAINTENANCE | LIMESTONE BASIN PROPERTIE | 8,596.45 | 0.000539020 | 4.63 |
| MISCELLANEOUS EQUIPMENT RENTAL | MEWBOURNE OIL COMPANY | 243.04 | 0.000539020 | 0.13 |
| OVERHEAD-FIXED RATE | MEWBOURNE OIL COMPANY | 881.16 | 0.000539020 | 0.47 |
| PRIME MOVER / PUMP MAINTENANCE | HR COMPRESSION & SERVICE | 846.57 | 0.000539020 | 0.46 |
| PUMPING | MEWBOURNE OIL COMPANY | 850.00 | 0.000539020 | 0.46 |
| PUMPING | MEWBOURNE OIL COMPANY | 850.00 | 0.000539020 | 0.46 |
| SALT WATER DISPOSAL | TRINITY OILFIELD SERVICES & | 6,920.80 | 0.000539020 | 3.73 |
| SALT WATER DISPOSAL | TRINITY OILFIELD SERVICES & | 3,979.46 | 0.000539020 | 2.14 |
| SALT WATER DISPOSAL | TRINITY OILFIELD SERVICES & | 9,135.28 | 0.000539020 | 4.92 |
| SALT WATER DISPOSAL | TRINITY OILFIELD SERVICES & | 9,479.64 | 0.000539020 | 5.11 |
| SALT WATER DISPOSAL | OWL SWD OPERATING LLC | 38,987.99 | 0.000539020 | 21.02 |
| SALT WATER DISPOSAL | NGL WATER SOLUTIONS PERM | 205.72 | 0.000539020 | 0.11 |
| SALT WATER DISPOSAL | NGL WATER SOLUTIONS PERM | 1,512.08 | 0.000539020 | 0.82 |
| SALT WATER DISPOSAL | LIMESTONE BASIN PROPERTIE | 2,566.35 | 0.000539020 | 1.38 |
| SALT WATER DISPOSAL | RAZ OIL AND GAS | 846.90 | 0.000539020 | 0.46 |
| SALT WATER DISPOSAL | NORTHERN DELAWARE BASIN | 221.55 | 0.000539020 | 0.12 |
| Total Lease Operating Expense Cost | | 105,632.53 | | 56.92 |

72310000-30 SUBTOTAL

105,632.53

56.92

PROPERTY 72310000 TOTAL

503,188.44

271.23

PROPERTY: 72580000 72580000-9,230 OXY BYPASS 16 STATE 1

Lease Operating Expense

02-28-2021

074

MEWBOURNE OIL COMPANY

Page 49

SIANA OIL & GAS CO, LLC
 TOM M RAGSDALE
 400 N SAM HOUSTON PKWY EAST, STE 601
 HOUSTON, TX 77060

INVOICE NO.: 202102-15249
INVOICE DATE: 2-28-2021
OWNER: 035904-1
BILLING FOR: February 2021

| REFERENCE/DESCRIPTION OF CHARGES | | GROSS CHARGES | WORKING INTEREST | NET CHARGE |
|------------------------------------|--------------------------|------------------|---------------------|---------------|
| ADVALOREM TAXES | TAXATION & REVENUE DEPAI | 0.39 | 0.126000000 | 0.05 |
| LEASE & FACILITY MAINTENANCE | STATE OF NEW MEXICO | 150.00 | 0.126000000 | 18.90 |
| LEASE & FACILITY MAINTENANCE | PCS FERGUSON INC | 30.58 | 0.126000000 | 3.85 |
| Total Lease Operating Expense Cost | | 180.97 | | 22.80 |
| 72580000-9,230 SUBTOTAL | | 180.97 | 22.80 | |
| PROPERTY 72580000 TOTAL | | 180.97 | 22.80 | |

Netted Owner

02-28-2021

075

MEWBOURNE OIL COMPANY

MEWBOURNE OIL COMPANY
P O BOX 7698
TYLER, TX 75711-7698

SIANA OIL & GAS CO, LLC
TOM M RAGSDALE
400 N SAM HOUSTON PKWY EAST, STE 601
HOUSTON, TX 77060

INVOICE NO.: 202103-16514
INVOICE DATE: 3-31-2021
OWNER: 035904-1
BILLING FOR: March 2021

BALANCE FORWARD

23,129.34

| CURRENT PERIOD ADJUSTMENT | | | | | AMOUNT | |
|--|--|----------|--|--|---------------------|-------------------------|
| NETTING FROM REVENUE | | | | | | |
| INVOICE #: 202102-15249 INVOICE DATE: 03/11/2021 | | | | | -23,129.34 | |
| TOTAL CURRENT PERIOD ADJUSTMENT | | | | | -23,129.34 | |
| CURRENT CHARGES | | | | | GROSS | INTEREST |
| | | | | | | NET |
| 62390000 - PRONGHORN 15 B3BO FED COM 1H | | TIER: 20 | | | 3,640.66 | 0.0683747500 248.93 |
| 62390000 - PRONGHORN 15 B3BO FED COM 1H | | TIER: 30 | | | 27,466.93 | 0.0683747500 1,878.06 |
| 62391000 - PRONGHORN 15 B3CN FED COM 1H | | TIER: 20 | | | 1,200.00 | 0.0683747500 82.05 |
| 62391000 - PRONGHORN 15 B3CN FED COM 1H | | TIER: 30 | | | 19,955.29 | 0.0683747500 1,364.44 |
| 62392000 - PRONGHORN 15 B3DM FED COM 1H | | TIER: 20 | | | 1,200.00 | 0.0683747500 82.05 |
| 62392000 - PRONGHORN 15 B3DM FED COM 1H | | TIER: 30 | | | 18,334.12 | 0.0683747500 1,253.64 |
| 62774000 - IBEX 10 B3MD FED COM 1H | | TIER: 20 | | | 1,200.00 | 0.0527536400 63.31 |
| 62774000 - IBEX 10 B3MD FED COM 1H | | TIER: 30 | | | 17,290.91 | 0.0527536400 912.13 |
| 62775000 - IBEX 10 B3NC FED COM 1H | | TIER: 20 | | | 1,200.00 | 0.0527536400 63.31 |
| 62775000 - IBEX 10 B3NC FED COM 1H | | TIER: 30 | | | 15,892.01 | 0.0527536400 838.32 |
| 62776000 - IBEX 10 B3OB FED COM 1H | | TIER: 20 | | | 3,640.69 | 0.0322507100 117.42 |
| 62776000 - IBEX 10 B3OB FED COM 1H | | TIER: 30 | | | 26,384.15 | 0.0322507100 850.89 |
| 62906000 - GAZELLE 22 B2MD FED COM 2H | | TIER: 20 | | | 1,200.01 | 0.1969919400 236.39 |
| 62906000 - GAZELLE 22 B2MD FED COM 2H | | TIER: 30 | | | 18,083.48 | 0.1969919400 3,562.42 |
| 62915000 - CREEDENCE 21/16 W0ED ST COM 2H | | TIER: 30 | | | 43,408.81 | 0.0063636200 276.24 |
| 62916000 - CREEDENCE 21/16 W1ED ST COM 1H | | TIER: 20 | | | 87,518.30 | 0.0063636200 556.93 |
| 62916000 - CREEDENCE 21/16 W1ED ST COM 1H | | TIER: 30 | | | 71,437.37 | 0.0063636200 454.60 |
| 62948000 - INLAND 26/23 B2PI STATE COM 1H | | TIER: 10 | | | 25,038.16 | 0.1000000000 2,503.81 |
| 62948000 - INLAND 26/23 B2PI STATE COM 1H | | TIER: 20 | | | 1,966,477.25 | 0.1000000000 196,647.72 |
| 62948000 - INLAND 26/23 B2PI STATE COM 1H | | TIER: 30 | | | 15,514.22 | 0.1000000000 1,551.43 |
| 62958000 - GAZELLE 22 B3MD FED COM 1H | | TIER: 20 | | | 1,200.00 | 0.1969919400 236.39 |
| 62958000 - GAZELLE 22 B3MD FED COM 1H | | TIER: 30 | | | 15,268.54 | 0.1969919400 3,007.89 |
| 72076000 - INLAND 26/23 B2OJ STATE COM 1H | | TIER: 10 | | | 61,488.62 | 0.1000000000 6,148.87 |
| 72076000 - INLAND 26/23 B2OJ STATE COM 1H | | TIER: 20 | | | 1,833,216.38 | 0.1000000000 183,321.60 |
| 72076000 - INLAND 26/23 B2OJ STATE COM 1H | | TIER: 30 | | | 15,117.66 | 0.1000000000 1,511.77 |
| 72185000 - CREEDENCE 21/16 W0FC ST COM 4H | | TIER: 20 | | | 240,593.58 | 0.0063636200 1,531.04 |
| 72185000 - CREEDENCE 21/16 W0FC ST COM 4H | | TIER: 30 | | | 82,440.77 | 0.0063636200 524.62 |
| 72186000 - CREEDENCE 21/16 W1FC ST COM 3H | | TIER: 20 | | | 12,121.40 | 0.0063636200 77.13 |
| 72186000 - CREEDENCE 21/16 W1FC ST COM 3H | | TIER: 30 | | | 80,038.25 | 0.0063636200 509.33 |
| 72310000 - IBEX 15/10 B1PA FED COM 2H | | TIER: 10 | | | 1,567.50 | 0.0005390200 0.84 |
| 72310000 - IBEX 15/10 B1PA FED COM 2H | | TIER: 20 | | | 55,600.04 | 0.0005390200 29.96 |
| 72310000 - IBEX 15/10 B1PA FED COM 2H | | TIER: 30 | | | 214,558.80 | 0.0005390200 115.63 |
| TOTAL CURRENT CHARGES | | | | | 4,979,293.90 | 410,559.16 |
| APPLIED ADVANCES | | | | | | |
| 62948000 - INLAND 26/23 B2PI STATE COM 1H | | | | | | -200,702.96 |
| 72076000 - INLAND 26/23 B2OJ STATE COM 1H | | | | | | -190,982.24 |
| 72185000 - CREEDENCE 21/16 W0FC ST COM 4H | | | | | | -2,055.66 |
| 72186000 - CREEDENCE 21/16 W1FC ST COM 3H | | | | | | -586.46 |
| APPLIED ADVANCES TOTAL | | | | | | -394,327.32 |

MEWBOURNE OIL COMPANY

Page 2

SIANA OIL & GAS CO, LLC
TOM M RAGSDALE
400 N SAM HOUSTON PKWY EAST, STE 601
HOUSTON, TX 77060

INVOICE NO.: 202103-16514
INVOICE DATE: 3-31-2021
OWNER: 035904-1
BILLING FOR: March 2021

INVOICE TOTAL 16,231.84

OUTSTANDING BALANCE 16,231.84

PLEASE INDICATE INVOICE# 202103-16514
AND ACCOUNT# 035904-1
ON REMITTANCE
PAYMENT DUE 15 DAYS AFTER RECEIPT OF INVOICE PAYABLE IN US DOLLARS

FOR INQUIRIES, PLEASE CONTACT (903) 561-2900

Netted Owner

MEWBOURNE OIL COMPANY

Page 3

SIANA OIL & GAS CO, LLC
TOM M RAGSDALE
400 N SAM HOUSTON PKWY EAST, STE 601
HOUSTON, TX 77060

INVOICE NO.: 202103-16514
INVOICE DATE: 3-31-2021
OWNER: 035904-1
BILLING FOR: March 2021

| REFERENCE/DESCRIPTION OF CHARGES | GROSS CHARGES | WORKING INTEREST | NET CHARGE |
|--|-----------------|------------------|------------|
| PROPERTY: 62390000 62390000-20 PRONGHORN 15 B3BO FED COM 1H | | | |
| <u>Intangible Well Cost</u> | | | |
| LOGGING & WIRELINE SERVICES SHILOH MACHINE LLC | 2,440.66 | 0.068374750 | 166.88 |
| Total Intangible Well Cost Cost | 2,440.66 | | 166.88 |
| <u>Equipment Beyond Wellhead</u> | | | |
| AUTOMATION METERING EQUIPMENT TANKLOGIX LLC | 1,200.00 | 0.068374750 | 82.05 |
| Total Equipment Beyond Wellhead Cost | 1,200.00 | | 82.05 |
| 62390000-20 SUBTOTAL | 3,640.66 | 248.93 | |
| PROPERTY: 62390000 62390000-30 PRONGHORN 15 B3BO FED COM 1H | | | |
| <u>Lease Operating Expense</u> | | | |
| AUTOMATION MAINTENANCE AMERICAN MILLENNIUM COR | 39.50 | 0.068374750 | 2.70 |
| AUTOMATION MAINTENANCE TANKLOGIX LLC | 126.21 | 0.068374750 | 8.63 |
| AUTOMATION MAINTENANCE TANKLOGIX LLC | 130.75 | 0.068374750 | 8.94 |
| AUTOMATION MAINTENANCE TANKLOGIX LLC | 130.75 | 0.068374750 | 8.94 |
| AUTOMATION MAINTENANCE TANKLOGIX LLC | 9.78 | 0.068374750 | 0.67 |
| AUTOMATION MAINTENANCE TANKLOGIX LLC | 13.14 | 0.068374750 | 0.90 |
| AUTOMATION MAINTENANCE TANKLOGIX LLC | 6.03 | 0.068374750 | 0.41 |
| AUTOMATION MAINTENANCE TANKLOGIX LLC | 1,075.59 | 0.068374750 | 73.55 |
| CHEMICALS-WATER TREATING CATALYST OILFIELD SERVICE | 448.38 | 0.068374750 | 30.66 |
| CHEMICALS-WATER TREATING EPDI | 1,413.26 | 0.068374750 | 96.63 |
| CHEMICALS-WATER TREATING EPDI | 298.95 | 0.068374750 | 20.44 |
| EMISSIONS CONTROL EQUIPMENT MAINTENANCE G&A FABRICATION LLC | 183.87 | 0.068374750 | 12.57 |
| EMISSIONS CONTROL EQUIPMENT MAINTENANCE G&A FABRICATION LLC | 152.36 | 0.068374750 | 10.42 |
| FUEL/ POWER / ELECTRICAL XCEL ENERGY | 1,070.60 | 0.068374750 | 73.20 |
| FUEL/ POWER / ELECTRICAL PILOT THOMAS LOGISTICS LL | 22.15 | 0.068374750 | 1.52 |
| FUEL/ POWER / ELECTRICAL PILOT THOMAS LOGISTICS LL | 187.95 | 0.068374750 | 12.85 |
| FUEL/ POWER / ELECTRICAL PILOT THOMAS LOGISTICS LL | 65.54 | 0.068374750 | 4.48 |
| GATHERING/TREATING/DEHYDRATION NGL WATER SOLUTIONS PERM | 3,920.00 | 0.068374750 | 268.03 |
| LEASE & FACILITY MEWBOURNE OIL COMPANY | 362.50 | 0.068374750 | 24.79 |
| LEASE & FACILITY MAINTENANCE GARNER PUMP & SUPPLY INC | 18.71 | 0.068374750 | 1.28 |
| LEASE & FACILITY MAINTENANCE GARNER PUMP & SUPPLY INC | 32.05 | 0.068374750 | 2.19 |
| LEASE & FACILITY MAINTENANCE GARNER PUMP & SUPPLY INC | 262.85 | 0.068374750 | 17.97 |
| LEASE & FACILITY MAINTENANCE GARNER PUMP & SUPPLY INC | 11.13 | 0.068374750 | 0.76 |
| LEASE & FACILITY MAINTENANCE GARNER PUMP & SUPPLY INC | 43.25 | 0.068374750 | 2.96 |
| LEASE & FACILITY MAINTENANCE GARNER PUMP & SUPPLY INC | 2.34 | 0.068374750 | 0.16 |
| LEASE & FACILITY MAINTENANCE GARNER PUMP & SUPPLY INC | 16.16 | 0.068374750 | 1.11 |
| LEASE & FACILITY MAINTENANCE K&S OILFIELD SUPPLIES LLC | 22.07 | 0.068374750 | 1.51 |
| LEASE & FACILITY MAINTENANCE MPS ENTERPRISES INC | 733.25 | 0.068374750 | 50.14 |
| LEASE & FACILITY MAINTENANCE MPS ENTERPRISES INC | 81.00 | 0.068374750 | 5.54 |
| LEASE & FACILITY MAINTENANCE MPS ENTERPRISES INC | 39.28 | 0.068374750 | 2.69 |
| LEASE & FACILITY MAINTENANCE MPS ENTERPRISES INC | 11.44 | 0.068374750 | 0.78 |

03-31-2021

078

MEWBOURNE OIL COMPANY

Page 4

SIANA OIL & GAS CO, LLC
TOM M RAGSDALE
400 N SAM HOUSTON PKWY EAST, STE 601
HOUSTON, TX 77060

INVOICE NO.: 202103-16514
INVOICE DATE: 3-31-2021
OWNER: 035904-1
BILLING FOR: March 2021

| REFERENCE/DESCRIPTION OF CHARGES | | GROSS CHARGES | WORKING INTEREST | NET CHARGE |
|--|---------------------------|------------------|------------------|-----------------|
| LEASE & FACILITY MAINTENANCE | MPS ENTERPRISES INC | 88.65 | 0.068374750 | 6.06 |
| LEASE & FACILITY MAINTENANCE | HR COMPRESSION & SERVICE: | 998.84 | 0.068374750 | 68.30 |
| LEASE & FACILITY MAINTENANCE | TURNCO ENTERPRISES LLC | 17.86 | 0.068374750 | 1.22 |
| LEASE & FACILITY MAINTENANCE | TURNCO ENTERPRISES LLC | 17.86 | 0.068374750 | 1.22 |
| LEASE & FACILITY MAINTENANCE | TURNCO ENTERPRISES LLC | 21.43 | 0.068374750 | 1.47 |
| LEASE & FACILITY MAINTENANCE | TURNCO ENTERPRISES LLC | 250.00 | 0.068374750 | 17.09 |
| LEASE & FACILITY MAINTENANCE | TURNCO ENTERPRISES LLC | 10.71 | 0.068374750 | 0.73 |
| LEASE & FACILITY MAINTENANCE | TURNCO ENTERPRISES LLC | 46.00 | 0.068374750 | 3.14 |
| LEASE & FACILITY MAINTENANCE | TURNCO ENTERPRISES LLC | 90.00 | 0.068374750 | 6.15 |
| LEASE & FACILITY MAINTENANCE | TURNCO ENTERPRISES LLC | 119.60 | 0.068374750 | 8.18 |
| LEASE & FACILITY MAINTENANCE | EP&S LLC | 14.16 | 0.068374750 | 0.97 |
| LEASE & FACILITY MAINTENANCE | CATALYST OILFIELD SERVICE | 1,352.30 | 0.068374750 | 92.46 |
| MISCELLANEOUS EQUIPMENT RENTAL | MEWBOURNE OIL COMPANY | 219.52 | 0.068374750 | 15.01 |
| OVERHEAD-FIXED RATE | MEWBOURNE OIL COMPANY | 856.29 | 0.068374750 | 58.55 |
| PRIME MOVER / PUMP MAINTENANCE | ODESSA PUMPS & EQUIPMENT | 797.54 | 0.068374750 | 54.53 |
| PRIME MOVER / PUMP MAINTENANCE | HR COMPRESSION & SERVICE: | 67.17 | 0.068374750 | 4.59 |
| PRIME MOVER / PUMP MAINTENANCE | HR COMPRESSION & SERVICE: | 774.55 | 0.068374750 | 52.96 |
| PRIME MOVER / PUMP MAINTENANCE | HR COMPRESSION & SERVICE: | 22.80 | 0.068374750 | 1.56 |
| PRIME MOVER / PUMP MAINTENANCE | WILDCAT PUMP & ENGINE REI | 278.73 | 0.068374750 | 19.06 |
| PUMPING | MEWBOURNE OIL COMPANY | 850.00 | 0.068374750 | 58.12 |
| PUMPING | MEWBOURNE OIL COMPANY | 425.00 | 0.068374750 | 29.06 |
| RENTAL SERVICES | TOTAL OPERATIONS & PRODU | 4,238.33 | 0.068374750 | 289.79 |
| RENTAL SERVICES | TOTAL OPERATIONS & PRODU | 4,768.12 | 0.068374750 | 326.02 |
| SALT WATER DISPOSAL | LIMESTONE BASIN PROPERTIE | 210.63 | 0.068374750 | 14.40 |
| Total Lease Operating Expense Cost | | 27,466.93 | | 1,878.06 |
| 62390000-30 SUBTOTAL | | 27,466.93 | | 1,878.06 |
| PROPERTY 62390000 TOTAL | | 31,107.59 | | 2,126.99 |
| PROPERTY: 62391000 62391000-20 PRONGHORN 15 B3CN FED COM 1H | | | | |
| <u>Equipment Beyond Wellhead</u> | | | | |
| AUTOMATION METERING EQUIPMENT | TANKLOGIX LLC | 1,200.00 | 0.068374750 | 82.05 |
| Total Equipment Beyond Wellhead Cost | | 1,200.00 | | 82.05 |
| 62391000-20 SUBTOTAL | | 1,200.00 | | 82.05 |
| PROPERTY: 62391000 62391000-30 PRONGHORN 15 B3CN FED COM 1H | | | | |
| <u>Lease Operating Expense</u> | | | | |
| AUTOMATION MAINTENANCE | TANKLOGIX LLC | 126.22 | 0.068374750 | 8.63 |
| AUTOMATION MAINTENANCE | TANKLOGIX LLC | 130.76 | 0.068374750 | 8.95 |
| AUTOMATION MAINTENANCE | TANKLOGIX LLC | 130.76 | 0.068374750 | 8.95 |
| AUTOMATION MAINTENANCE | TANKLOGIX LLC | 9.79 | 0.068374750 | 0.67 |
| AUTOMATION MAINTENANCE | TANKLOGIX LLC | 13.14 | 0.068374750 | 0.89 |
| AUTOMATION MAINTENANCE | TANKLOGIX LLC | 6.03 | 0.068374750 | 0.41 |

03-31-2021

079

MEWBOURNE OIL COMPANY

Page 5

SIANA OIL & GAS CO, LLC
TOM M RAGSDALE
400 N SAM HOUSTON PKWY EAST, STE 601
HOUSTON, TX 77060

INVOICE NO.: 202103-16514

INVOICE DATE: 3-31-2021

OWNER: 035904-1

BILLING FOR: March 2021

| REFERENCE/DESCRIPTION OF CHARGES | | GROSS CHARGES | WORKING INTEREST | NET CHARGE |
|---|-----------------------------|---------------|------------------|------------|
| CHEMICALS-WATER TREATING | CATALYST OILFIELD SERVICE | 448.38 | 0.068374750 | 30.66 |
| CHEMICALS-WATER TREATING | CATALYST OILFIELD SERVICE | 448.38 | 0.068374750 | 30.66 |
| CHEMICALS-WATER TREATING | EPDI | 333.84 | 0.068374750 | 22.83 |
| CHEMICALS-WATER TREATING | EPDI | 70.62 | 0.068374750 | 4.83 |
| COMPRESSOR MAINTENANCE | KEYSTONE PUMP & SUPPLY LI | 3,747.63 | 0.068374750 | 256.24 |
| EMISSIONS CONTROL EQUIPMENT MAINTENANCE | G&A FABRICATION LLC | 152.36 | 0.068374750 | 10.42 |
| FUEL/ POWER / ELECTRICAL | XCEL ENERGY | 149.94 | 0.068374750 | 10.25 |
| FUEL/ POWER / ELECTRICAL | PILOT THOMAS LOGISTICS LL | 7.02 | 0.068374750 | 0.48 |
| FUEL/ POWER / ELECTRICAL | PILOT THOMAS LOGISTICS LL | 59.52 | 0.068374750 | 4.07 |
| FUEL/ POWER / ELECTRICAL | PILOT THOMAS LOGISTICS LL | 20.76 | 0.068374750 | 1.42 |
| GATHERING/TREATING/DEHYDRATION | PRO-KEM INC | 265.44 | 0.068374750 | 18.15 |
| GATHERING/TREATING/DEHYDRATION | ATCHAFALAYA MEASUREME | 1,293.80 | 0.068374750 | 88.46 |
| GATHERING/TREATING/DEHYDRATION | NGL WATER SOLUTIONS PERM | 1,280.00 | 0.068374750 | 87.52 |
| LEASE & FACILITY | MEWBOURNE OIL COMPANY | 362.50 | 0.068374750 | 24.78 |
| LEASE & FACILITY MAINTENANCE | GARNER PUMP & SUPPLY INC | 372.39 | 0.068374750 | 25.47 |
| LEASE & FACILITY MAINTENANCE | GARNER PUMP & SUPPLY INC | 18.71 | 0.068374750 | 1.28 |
| LEASE & FACILITY MAINTENANCE | GARNER PUMP & SUPPLY INC | 105.64 | 0.068374750 | 7.22 |
| LEASE & FACILITY MAINTENANCE | GARNER PUMP & SUPPLY INC | 11.13 | 0.068374750 | 0.76 |
| LEASE & FACILITY MAINTENANCE | GARNER PUMP & SUPPLY INC | 43.24 | 0.068374750 | 2.96 |
| LEASE & FACILITY MAINTENANCE | GARNER PUMP & SUPPLY INC | 2.34 | 0.068374750 | 0.16 |
| LEASE & FACILITY MAINTENANCE | GARNER PUMP & SUPPLY INC | 5.82 | 0.068374750 | 0.40 |
| LEASE & FACILITY MAINTENANCE | K&S OILFIELD SUPPLIES LLC | 7.94 | 0.068374750 | 0.54 |
| LEASE & FACILITY MAINTENANCE | MPS ENTERPRISES INC | 733.26 | 0.068374750 | 50.14 |
| LEASE & FACILITY MAINTENANCE | MPS ENTERPRISES INC | 29.16 | 0.068374750 | 1.99 |
| LEASE & FACILITY MAINTENANCE | MPS ENTERPRISES INC | 39.30 | 0.068374750 | 2.69 |
| LEASE & FACILITY MAINTENANCE | MPS ENTERPRISES INC | 11.45 | 0.068374750 | 0.78 |
| LEASE & FACILITY MAINTENANCE | MPS ENTERPRISES INC | 31.92 | 0.068374750 | 2.18 |
| LEASE & FACILITY MAINTENANCE | TURNCO ENTERPRISES LLC | 17.86 | 0.068374750 | 1.22 |
| LEASE & FACILITY MAINTENANCE | TURNCO ENTERPRISES LLC | 17.86 | 0.068374750 | 1.22 |
| LEASE & FACILITY MAINTENANCE | TURNCO ENTERPRISES LLC | 21.43 | 0.068374750 | 1.46 |
| LEASE & FACILITY MAINTENANCE | TURNCO ENTERPRISES LLC | 10.72 | 0.068374750 | 0.74 |
| LEASE & FACILITY MAINTENANCE | TURNCO ENTERPRISES LLC | 16.56 | 0.068374750 | 1.13 |
| LEASE & FACILITY MAINTENANCE | TURNCO ENTERPRISES LLC | 32.40 | 0.068374750 | 2.21 |
| LEASE & FACILITY MAINTENANCE | TURNCO ENTERPRISES LLC | 43.06 | 0.068374750 | 2.94 |
| LEASE & FACILITY MAINTENANCE | TRINITY OILFIELD SERVICES & | 295.40 | 0.068374750 | 20.20 |
| MISCELLANEOUS EQUIPMENT RENTAL | MEWBOURNE OIL COMPANY | 219.52 | 0.068374750 | 15.01 |
| OVERHEAD-FIXED RATE | MEWBOURNE OIL COMPANY | 856.29 | 0.068374750 | 58.55 |
| PRIME MOVER / PUMP MAINTENANCE | ODESSA PUMPS & EQUIPMENT | 797.54 | 0.068374750 | 54.53 |
| PRIME MOVER / PUMP MAINTENANCE | HR COMPRESSION & SERVICE | 24.18 | 0.068374750 | 1.65 |
| PRIME MOVER / PUMP MAINTENANCE | HR COMPRESSION & SERVICE | 7.44 | 0.068374750 | 0.51 |
| PUMPING | MEWBOURNE OIL COMPANY | 850.00 | 0.068374750 | 58.12 |
| PUMPING | MEWBOURNE OIL COMPANY | 212.50 | 0.068374750 | 14.53 |

03-31-2021

080

MEWBOURNE OIL COMPANY

Page 6

SIANA OIL & GAS CO, LLC
TOM M RAGSDALE
400 N SAM HOUSTON PKWY EAST, STE 601
HOUSTON, TX 77060

INVOICE NO.: 202103-16514
INVOICE DATE: 3-31-2021
OWNER: 035904-1
BILLING FOR: March 2021

| REFERENCE/DESCRIPTION OF CHARGES | | GROSS CHARGES | WORKING INTEREST | NET CHARGE |
|--|---------------------------|------------------|------------------|------------|
| RENTAL SERVICES | KODIAK GAS SERVICES LLC | 6,012.51 | 0.068374750 | 411.10 |
| SALT WATER DISPOSAL | LIMESTONE BASIN PROPERTIE | 50.83 | 0.068374750 | 3.48 |
| Total Lease Operating Expense Cost | | 19,955.29 | | 1,364.44 |
| 62391000-30 SUBTOTAL | | 19,955.29 | 1,364.44 | |
| PROPERTY 62391000 TOTAL | | 21,155.29 | 1,446.49 | |
| PROPERTY: 62392000 62392000-20 PRONGHORN 15 B3DM FED COM 1H | | | | |
| <u>Equipment Beyond Wellhead</u> | | | | |
| AUTOMATION METERING EQUIPMENT | TANKLOGIX LLC | 1,200.00 | 0.068374750 | 82.05 |
| Total Equipment Beyond Wellhead Cost | | 1,200.00 | | 82.05 |
| 62392000-20 SUBTOTAL | | 1,200.00 | 82.05 | |
| PROPERTY: 62392000 62392000-30 PRONGHORN 15 B3DM FED COM 1H | | | | |
| <u>Lease Operating Expense</u> | | | | |
| AUTOMATION MAINTENANCE | TANKLOGIX LLC | 126.21 | 0.068374750 | 8.63 |
| AUTOMATION MAINTENANCE | TANKLOGIX LLC | 130.75 | 0.068374750 | 8.95 |
| AUTOMATION MAINTENANCE | TANKLOGIX LLC | 130.75 | 0.068374750 | 8.95 |
| AUTOMATION MAINTENANCE | TANKLOGIX LLC | 9.78 | 0.068374750 | 0.67 |
| AUTOMATION MAINTENANCE | TANKLOGIX LLC | 13.15 | 0.068374750 | 0.91 |
| AUTOMATION MAINTENANCE | TANKLOGIX LLC | 6.03 | 0.068374750 | 0.41 |
| CHEMICALS-WATER TREATING | CATALYST OILFIELD SERVICE | 448.38 | 0.068374750 | 30.66 |
| CHEMICALS-WATER TREATING | EPDI | 344.97 | 0.068374750 | 23.59 |
| CHEMICALS-WATER TREATING | EPDI | 72.97 | 0.068374750 | 4.99 |
| COMPANY SUPERVISION | MEWBOURNE OIL COMPANY | 399.50 | 0.068374750 | 27.32 |
| EMISSIONS CONTROL EQUIPMENT MAINTENANCE | G&A FABRICATION LLC | 152.36 | 0.068374750 | 10.42 |
| FUEL/ POWER / ELECTRICAL | XCEL ENERGY | 989.82 | 0.068374750 | 67.68 |
| FUEL/ POWER / ELECTRICAL | PILOT THOMAS LOGISTICS LL | 7.02 | 0.068374750 | 0.48 |
| FUEL/ POWER / ELECTRICAL | PILOT THOMAS LOGISTICS LL | 59.52 | 0.068374750 | 4.07 |
| FUEL/ POWER / ELECTRICAL | PILOT THOMAS LOGISTICS LL | 20.76 | 0.068374750 | 1.42 |
| GATHERING/TREATING/DEHYDRATION | NGL WATER SOLUTIONS PERM | 1,200.00 | 0.068374750 | 82.05 |
| LEASE & FACILITY | MEWBOURNE OIL COMPANY | 362.50 | 0.068374750 | 24.78 |
| LEASE & FACILITY MAINTENANCE | GARNER PUMP & SUPPLY INC | 372.40 | 0.068374750 | 25.47 |
| LEASE & FACILITY MAINTENANCE | GARNER PUMP & SUPPLY INC | 18.71 | 0.068374750 | 1.28 |
| LEASE & FACILITY MAINTENANCE | GARNER PUMP & SUPPLY INC | 105.65 | 0.068374750 | 7.23 |
| LEASE & FACILITY MAINTENANCE | GARNER PUMP & SUPPLY INC | 11.13 | 0.068374750 | 0.76 |
| LEASE & FACILITY MAINTENANCE | GARNER PUMP & SUPPLY INC | 43.25 | 0.068374750 | 2.96 |
| LEASE & FACILITY MAINTENANCE | GARNER PUMP & SUPPLY INC | 2.34 | 0.068374750 | 0.16 |
| LEASE & FACILITY MAINTENANCE | GARNER PUMP & SUPPLY INC | 4.85 | 0.068374750 | 0.33 |
| LEASE & FACILITY MAINTENANCE | K&S OILFIELD SUPPLIES LLC | 6.62 | 0.068374750 | 0.45 |
| LEASE & FACILITY MAINTENANCE | MPS ENTERPRISES INC | 733.25 | 0.068374750 | 50.13 |
| LEASE & FACILITY MAINTENANCE | MPS ENTERPRISES INC | 24.30 | 0.068374750 | 1.66 |
| LEASE & FACILITY MAINTENANCE | MPS ENTERPRISES INC | 39.29 | 0.068374750 | 2.69 |

03-31-2021

081

MEWBOURNE OIL COMPANY

Page 7

SIANA OIL & GAS CO, LLC
TOM M RAGSDALE
400 N SAM HOUSTON PKWY EAST, STE 601
HOUSTON, TX 77060

INVOICE NO.: 202103-16514

INVOICE DATE: 3-31-2021

OWNER: 035904-1

BILLING FOR: March 2021

| REFERENCE/DESCRIPTION OF CHARGES | | GROSS CHARGES | WORKING INTEREST | NET CHARGE |
|---|-----------------------------|------------------|------------------|-----------------|
| LEASE & FACILITY MAINTENANCE | MPS ENTERPRISES INC | 11.44 | 0.068374750 | 0.78 |
| LEASE & FACILITY MAINTENANCE | MPS ENTERPRISES INC | 26.60 | 0.068374750 | 1.82 |
| LEASE & FACILITY MAINTENANCE | TURNCO ENTERPRISES LLC | 17.86 | 0.068374750 | 1.22 |
| LEASE & FACILITY MAINTENANCE | TURNCO ENTERPRISES LLC | 17.86 | 0.068374750 | 1.22 |
| LEASE & FACILITY MAINTENANCE | TURNCO ENTERPRISES LLC | 21.43 | 0.068374750 | 1.46 |
| LEASE & FACILITY MAINTENANCE | TURNCO ENTERPRISES LLC | 10.71 | 0.068374750 | 0.73 |
| LEASE & FACILITY MAINTENANCE | TURNCO ENTERPRISES LLC | 13.80 | 0.068374750 | 0.95 |
| LEASE & FACILITY MAINTENANCE | TURNCO ENTERPRISES LLC | 27.00 | 0.068374750 | 1.85 |
| LEASE & FACILITY MAINTENANCE | TURNCO ENTERPRISES LLC | 35.88 | 0.068374750 | 2.45 |
| LEASE & FACILITY MAINTENANCE | TRINITY OILFIELD SERVICES & | 295.40 | 0.068374750 | 20.20 |
| MISCELLANEOUS EQUIPMENT RENTAL | MEWBOURNE OIL COMPANY | 219.52 | 0.068374750 | 15.01 |
| OVERHEAD-FIXED RATE | MEWBOURNE OIL COMPANY | 856.32 | 0.068374750 | 58.55 |
| PRIME MOVER / PUMP MAINTENANCE | ODESSA PUMPS & EQUIPMENT | 797.54 | 0.068374750 | 54.53 |
| PRIME MOVER / PUMP MAINTENANCE | HR COMPRESSION & SERVICE | 20.14 | 0.068374750 | 1.38 |
| PRIME MOVER / PUMP MAINTENANCE | HR COMPRESSION & SERVICE | 6.98 | 0.068374750 | 0.48 |
| PUMPING | MEWBOURNE OIL COMPANY | 850.00 | 0.068374750 | 58.12 |
| PUMPING | MEWBOURNE OIL COMPANY | 212.50 | 0.068374750 | 14.53 |
| RENTAL SERVICES | TOTAL OPERATIONS & PRODU | 4,238.33 | 0.068374750 | 289.79 |
| RENTAL SERVICES | TOTAL OPERATIONS & PRODU | 4,768.12 | 0.068374750 | 326.02 |
| SALT WATER DISPOSAL | LIMESTONE BASIN PROPERTIE | 50.43 | 0.068374750 | 3.45 |
| Total Lease Operating Expense Cost | | 18,334.12 | | 1,253.64 |
| 62392000-30 SUBTOTAL | | 18,334.12 | | 1,253.64 |
| PROPERTY 62392000 TOTAL | | 19,534.12 | | 1,335.69 |
| PROPERTY: 62774000 62774000-20 IBEX 10 B3MD FED COM 1H | | | | |
| <u>Equipment Beyond Wellhead</u> | | | | |
| AUTOMATION METERING EQUIPMENT | TANKLOGIX LLC | 1,200.00 | 0.052753640 | 63.31 |
| Total Equipment Beyond Wellhead Cost | | 1,200.00 | | 63.31 |
| 62774000-20 SUBTOTAL | | 1,200.00 | | 63.31 |
| PROPERTY: 62774000 62774000-30 IBEX 10 B3MD FED COM 1H | | | | |
| <u>Lease Operating Expense</u> | | | | |
| AUTOMATION MAINTENANCE | AMERICAN MILLENNIUM COR | 28.01 | 0.052753640 | 1.48 |
| AUTOMATION MAINTENANCE | TANKLOGIX LLC | 126.22 | 0.052753640 | 6.66 |
| AUTOMATION MAINTENANCE | TANKLOGIX LLC | 130.76 | 0.052753640 | 6.90 |
| AUTOMATION MAINTENANCE | TANKLOGIX LLC | 130.76 | 0.052753640 | 6.90 |
| AUTOMATION MAINTENANCE | TANKLOGIX LLC | 9.79 | 0.052753640 | 0.52 |
| AUTOMATION MAINTENANCE | TANKLOGIX LLC | 13.14 | 0.052753640 | 0.69 |
| AUTOMATION MAINTENANCE | TANKLOGIX LLC | 6.04 | 0.052753640 | 0.32 |
| CHEMICALS-WATER TREATING | CATALYST OILFIELD SERVICE | 896.75 | 0.052753640 | 47.31 |
| CHEMICALS-WATER TREATING | EPDI | 1,212.95 | 0.052753640 | 63.99 |
| CHEMICALS-WATER TREATING | EPDI | 256.58 | 0.052753640 | 13.53 |

03-31-2021

082

MEWBOURNE OIL COMPANY

Page 8

SIANA OIL & GAS CO, LLC
TOM M RAGSDALE
400 N SAM HOUSTON PKWY EAST, STE 601
HOUSTON, TX 77060

INVOICE NO.: 202103-16514

INVOICE DATE: 3-31-2021

OWNER: 035904-1

BILLING FOR: March 2021

| REFERENCE/DESCRIPTION OF CHARGES | | GROSS CHARGES | WORKING INTEREST | NET CHARGE |
|---|----------------------------|------------------|---------------------|---------------|
| COMPANY SUPERVISION | MEWBOURNE OIL COMPANY | 587.50 | 0.052753640 | 30.99 |
| EMISSIONS CONTROL EQUIPMENT MAINTENANCE | G&A FABRICATION LLC | 152.36 | 0.052753640 | 8.04 |
| FUEL/ POWER / ELECTRICAL | XCEL ENERGY | 253.34 | 0.052753640 | 13.36 |
| FUEL/ POWER / ELECTRICAL | PILOT THOMAS LOGISTICS LLC | 12.92 | 0.052753640 | 0.68 |
| FUEL/ POWER / ELECTRICAL | PILOT THOMAS LOGISTICS LLC | 109.64 | 0.052753640 | 5.78 |
| FUEL/ POWER / ELECTRICAL | PILOT THOMAS LOGISTICS LLC | 38.23 | 0.052753640 | 2.02 |
| GATHERING/TREATING/DEHYDRATION | PRO-KEM INC | 265.44 | 0.052753640 | 14.01 |
| GATHERING/TREATING/DEHYDRATION | NGL WATER SOLUTIONS PERM | 2,320.00 | 0.052753640 | 122.39 |
| LEASE & FACILITY | MEWBOURNE OIL COMPANY | 362.50 | 0.052753640 | 19.12 |
| LEASE & FACILITY | MEWBOURNE OIL COMPANY | 362.50 | 0.052753640 | 19.12 |
| LEASE & FACILITY MAINTENANCE | GARNER PUMP & SUPPLY INC | 107.58 | 0.052753640 | 5.67 |
| LEASE & FACILITY MAINTENANCE | GARNER PUMP & SUPPLY INC | 18.72 | 0.052753640 | 0.98 |
| LEASE & FACILITY MAINTENANCE | GARNER PUMP & SUPPLY INC | 209.29 | 0.052753640 | 11.04 |
| LEASE & FACILITY MAINTENANCE | GARNER PUMP & SUPPLY INC | 11.12 | 0.052753640 | 0.59 |
| LEASE & FACILITY MAINTENANCE | GARNER PUMP & SUPPLY INC | 43.25 | 0.052753640 | 2.28 |
| LEASE & FACILITY MAINTENANCE | GARNER PUMP & SUPPLY INC | 2.34 | 0.052753640 | 0.13 |
| LEASE & FACILITY MAINTENANCE | GARNER PUMP & SUPPLY INC | 9.70 | 0.052753640 | 0.51 |
| LEASE & FACILITY MAINTENANCE | K&S OILFIELD SUPPLIES LLC | 13.24 | 0.052753640 | 0.70 |
| LEASE & FACILITY MAINTENANCE | MPS ENTERPRISES INC | 733.26 | 0.052753640 | 38.68 |
| LEASE & FACILITY MAINTENANCE | MPS ENTERPRISES INC | 48.60 | 0.052753640 | 2.56 |
| LEASE & FACILITY MAINTENANCE | MPS ENTERPRISES INC | 39.30 | 0.052753640 | 2.07 |
| LEASE & FACILITY MAINTENANCE | MPS ENTERPRISES INC | 11.45 | 0.052753640 | 0.60 |
| LEASE & FACILITY MAINTENANCE | MPS ENTERPRISES INC | 53.19 | 0.052753640 | 2.81 |
| LEASE & FACILITY MAINTENANCE | TURNCO ENTERPRISES LLC | 17.86 | 0.052753640 | 0.94 |
| LEASE & FACILITY MAINTENANCE | TURNCO ENTERPRISES LLC | 17.86 | 0.052753640 | 0.94 |
| LEASE & FACILITY MAINTENANCE | TURNCO ENTERPRISES LLC | 21.43 | 0.052753640 | 1.13 |
| LEASE & FACILITY MAINTENANCE | TURNCO ENTERPRISES LLC | 10.72 | 0.052753640 | 0.56 |
| LEASE & FACILITY MAINTENANCE | TURNCO ENTERPRISES LLC | 27.60 | 0.052753640 | 1.46 |
| LEASE & FACILITY MAINTENANCE | TURNCO ENTERPRISES LLC | 54.00 | 0.052753640 | 2.85 |
| LEASE & FACILITY MAINTENANCE | TURNCO ENTERPRISES LLC | 71.76 | 0.052753640 | 3.79 |
| LEASE & FACILITY MAINTENANCE | EP&S LLC | 581.61 | 0.052753640 | 30.68 |
| MISCELLANEOUS EQUIPMENT RENTAL | MEWBOURNE OIL COMPANY | 219.52 | 0.052753640 | 11.58 |
| OVERHEAD-FIXED RATE | MEWBOURNE OIL COMPANY | 881.16 | 0.052753640 | 46.48 |
| PRIME MOVER / PUMP MAINTENANCE | ODESSA PUMPS & EQUIPMENT | 797.52 | 0.052753640 | 42.07 |
| PRIME MOVER / PUMP MAINTENANCE | HR COMPRESSION & SERVICE | 40.30 | 0.052753640 | 2.12 |
| PRIME MOVER / PUMP MAINTENANCE | HR COMPRESSION & SERVICE | 13.50 | 0.052753640 | 0.71 |
| PUMPING | MEWBOURNE OIL COMPANY | 850.00 | 0.052753640 | 44.84 |
| PUMPING | MEWBOURNE OIL COMPANY | 425.00 | 0.052753640 | 22.42 |
| RENTAL SERVICES | SERVICE COMPRESSION LLC | 4,503.23 | 0.052753640 | 237.56 |
| SALT WATER DISPOSAL | LIMESTONE BASIN PROPERTIES | 181.37 | 0.052753640 | 9.57 |
| Total Lease Operating Expense Cost | | 17,290.91 | | 912.13 |

03-31-2021

083

MEWBOURNE OIL COMPANY

Page 9

SIANA OIL & GAS CO, LLC
TOM M RAGSDALE
400 N SAM HOUSTON PKWY EAST, STE 601
HOUSTON, TX 77060

INVOICE NO.: 202103-16514

INVOICE DATE: 3-31-2021

OWNER: 035904-1

BILLING FOR: March 2021

| REFERENCE/DESCRIPTION OF CHARGES | GROSS CHARGES | WORKING INTEREST | NET CHARGE |
|---|------------------|------------------|------------|
| 62774000-30 SUBTOTAL | 17,290.91 | 912.13 | |
| PROPERTY 62774000 TOTAL | 18,490.91 | 975.44 | |
| PROPERTY: 62775000 62775000-20 IBEX 10 B3NC FED COM 1H | | | |
| <u>Equipment Beyond Wellhead</u> | | | |
| AUTOMATION METERING EQUIPMENT TANKLOGIX LLC | 1,200.00 | 0.052753640 | 63.31 |
| Total Equipment Beyond Wellhead Cost | 1,200.00 | | 63.31 |
| 62775000-20 SUBTOTAL | 1,200.00 | 63.31 | |
| PROPERTY: 62775000 62775000-30 IBEX 10 B3NC FED COM 1H | | | |
| <u>Lease Operating Expense</u> | | | |
| AUTOMATION MAINTENANCE AMERICAN MILLENNIUM COR | 28.02 | 0.052753640 | 1.48 |
| AUTOMATION MAINTENANCE TANKLOGIX LLC | 126.22 | 0.052753640 | 6.66 |
| AUTOMATION MAINTENANCE TANKLOGIX LLC | 130.76 | 0.052753640 | 6.90 |
| AUTOMATION MAINTENANCE TANKLOGIX LLC | 130.76 | 0.052753640 | 6.90 |
| AUTOMATION MAINTENANCE TANKLOGIX LLC | 9.79 | 0.052753640 | 0.52 |
| AUTOMATION MAINTENANCE TANKLOGIX LLC | 13.14 | 0.052753640 | 0.69 |
| AUTOMATION MAINTENANCE TANKLOGIX LLC | 6.04 | 0.052753640 | 0.32 |
| CHEMICALS-WATER TREATING CATALYST OILFIELD SERVICE | 896.75 | 0.052753640 | 47.31 |
| CHEMICALS-WATER TREATING CATALYST OILFIELD SERVICE | 448.38 | 0.052753640 | 23.65 |
| CHEMICALS-WATER TREATING EPDI | 823.47 | 0.052753640 | 43.44 |
| CHEMICALS-WATER TREATING EPDI | 174.20 | 0.052753640 | 9.19 |
| COMPANY SUPERVISION MEWBOURNE OIL COMPANY | 587.50 | 0.052753640 | 30.99 |
| COMPRESSOR MAINTENANCE SERVICE COMPRESSION LLC | 4,607.60 | 0.052753640 | 243.07 |
| EMISSIONS CONTROL EQUIPMENT MAINTENANCE G&A FABRICATION LLC | 152.36 | 0.052753640 | 8.04 |
| FUEL/ POWER / ELECTRICAL XCEL ENERGY | 226.00 | 0.052753640 | 11.92 |
| FUEL/ POWER / ELECTRICAL PILOT THOMAS LOGISTICS LLC | 11.82 | 0.052753640 | 0.62 |
| FUEL/ POWER / ELECTRICAL PILOT THOMAS LOGISTICS LLC | 100.25 | 0.052753640 | 5.29 |
| FUEL/ POWER / ELECTRICAL PILOT THOMAS LOGISTICS LLC | 34.96 | 0.052753640 | 1.84 |
| GATHERING/TREATING/DEHYDRATION PRO-KEM INC | 265.44 | 0.052753640 | 14.00 |
| GATHERING/TREATING/DEHYDRATION NGL WATER SOLUTIONS PERM | 1,280.00 | 0.052753640 | 67.53 |
| LEASE & FACILITY MEWBOURNE OIL COMPANY | 362.50 | 0.052753640 | 19.12 |
| LEASE & FACILITY MEWBOURNE OIL COMPANY | 362.50 | 0.052753640 | 19.12 |
| LEASE & FACILITY MAINTENANCE GARNER PUMP & SUPPLY INC | 107.59 | 0.052753640 | 5.67 |
| LEASE & FACILITY MAINTENANCE GARNER PUMP & SUPPLY INC | 18.71 | 0.052753640 | 0.98 |
| LEASE & FACILITY MAINTENANCE GARNER PUMP & SUPPLY INC | 209.30 | 0.052753640 | 11.04 |
| LEASE & FACILITY MAINTENANCE GARNER PUMP & SUPPLY INC | 11.12 | 0.052753640 | 0.59 |
| LEASE & FACILITY MAINTENANCE GARNER PUMP & SUPPLY INC | 43.25 | 0.052753640 | 2.28 |
| LEASE & FACILITY MAINTENANCE GARNER PUMP & SUPPLY INC | 2.34 | 0.052753640 | 0.13 |
| LEASE & FACILITY MAINTENANCE GARNER PUMP & SUPPLY INC | 8.41 | 0.052753640 | 0.45 |
| LEASE & FACILITY MAINTENANCE K&S OILFIELD SUPPLIES LLC | 11.48 | 0.052753640 | 0.60 |
| LEASE & FACILITY MAINTENANCE MPS ENTERPRISES INC | 733.26 | 0.052753640 | 38.68 |
| LEASE & FACILITY MAINTENANCE MPS ENTERPRISES INC | 42.12 | 0.052753640 | 2.22 |

03-31-2021

084

MEWBOURNE OIL COMPANY

Page 10

SIANA OIL & GAS CO, LLC
TOM M RAGSDALE
400 N SAM HOUSTON PKWY EAST, STE 601
HOUSTON, TX 77060

INVOICE NO.: 202103-16514
INVOICE DATE: 3-31-2021
OWNER: 035904-1
BILLING FOR: March 2021

| REFERENCE/DESCRIPTION OF CHARGES | | GROSS CHARGES | WORKING INTEREST | NET CHARGE |
|---|---------------------------|------------------|------------------|------------|
| LEASE & FACILITY MAINTENANCE | MPS ENTERPRISES INC | 39.30 | 0.052753640 | 2.07 |
| LEASE & FACILITY MAINTENANCE | MPS ENTERPRISES INC | 11.45 | 0.052753640 | 0.60 |
| LEASE & FACILITY MAINTENANCE | MPS ENTERPRISES INC | 46.10 | 0.052753640 | 2.43 |
| LEASE & FACILITY MAINTENANCE | TURNCO ENTERPRISES LLC | 17.86 | 0.052753640 | 0.94 |
| LEASE & FACILITY MAINTENANCE | TURNCO ENTERPRISES LLC | 17.86 | 0.052753640 | 0.94 |
| LEASE & FACILITY MAINTENANCE | TURNCO ENTERPRISES LLC | 21.43 | 0.052753640 | 1.13 |
| LEASE & FACILITY MAINTENANCE | TURNCO ENTERPRISES LLC | 10.72 | 0.052753640 | 0.56 |
| LEASE & FACILITY MAINTENANCE | TURNCO ENTERPRISES LLC | 23.92 | 0.052753640 | 1.26 |
| LEASE & FACILITY MAINTENANCE | TURNCO ENTERPRISES LLC | 46.80 | 0.052753640 | 2.47 |
| LEASE & FACILITY MAINTENANCE | TURNCO ENTERPRISES LLC | 62.19 | 0.052753640 | 3.28 |
| LEASE & FACILITY MAINTENANCE | EP&S LLC | 289.74 | 0.052753640 | 15.29 |
| MISCELLANEOUS EQUIPMENT RENTAL | MEWBOURNE OIL COMPANY | 219.52 | 0.052753640 | 11.58 |
| OVERHEAD-FIXED RATE | MEWBOURNE OIL COMPANY | 881.16 | 0.052753640 | 46.48 |
| PRIME MOVER / PUMP MAINTENANCE | ODESSA PUMPS & EQUIPMENT | 797.52 | 0.052753640 | 42.07 |
| PRIME MOVER / PUMP MAINTENANCE | HR COMPRESSION & SERVICE | 34.93 | 0.052753640 | 1.84 |
| PRIME MOVER / PUMP MAINTENANCE | HR COMPRESSION & SERVICE | 7.44 | 0.052753640 | 0.39 |
| PUMPING | MEWBOURNE OIL COMPANY | 850.00 | 0.052753640 | 44.84 |
| PUMPING | MEWBOURNE OIL COMPANY | 425.00 | 0.052753640 | 22.42 |
| SALT WATER DISPOSAL | LIMESTONE BASIN PROPERTIE | 123.03 | 0.052753640 | 6.49 |
| Total Lease Operating Expense Cost | | 15,892.01 | | 838.32 |
| 62775000-30 SUBTOTAL | | 15,892.01 | 838.32 | |
| PROPERTY 62775000 TOTAL | | 17,092.01 | 901.63 | |
| PROPERTY: 62776000 62776000-20 IBEX 10 B3OB FED COM 1H | | | | |
| <u>Intangible Well Cost</u> | | | | |
| LOGGING & WIRELINE SERVICES | SHILOH MACHINE LLC | 2,440.68 | 0.032250710 | 78.72 |
| Total Intangible Well Cost Cost | | 2,440.68 | | 78.72 |
| <u>Equipment Beyond Wellhead</u> | | | | |
| AUTOMATION METERING EQUIPMENT | TANKLOGIX LLC | 1,200.01 | 0.032250710 | 38.70 |
| Total Equipment Beyond Wellhead Cost | | 1,200.01 | | 38.70 |
| 62776000-20 SUBTOTAL | | 3,640.69 | 117.42 | |
| PROPERTY: 62776000 62776000-30 IBEX 10 B3OB FED COM 1H | | | | |
| <u>Lease Operating Expense</u> | | | | |
| AUTOMATION MAINTENANCE | AMERICAN MILLENNIUM COR | 39.49 | 0.032250710 | 1.27 |
| AUTOMATION MAINTENANCE | TANKLOGIX LLC | 126.21 | 0.032250710 | 4.07 |
| AUTOMATION MAINTENANCE | TANKLOGIX LLC | 130.75 | 0.032250710 | 4.22 |
| AUTOMATION MAINTENANCE | TANKLOGIX LLC | 130.75 | 0.032250710 | 4.22 |
| AUTOMATION MAINTENANCE | TANKLOGIX LLC | 9.78 | 0.032250710 | 0.31 |
| AUTOMATION MAINTENANCE | TANKLOGIX LLC | 13.14 | 0.032250710 | 0.42 |
| AUTOMATION MAINTENANCE | TANKLOGIX LLC | 6.04 | 0.032250710 | 0.19 |
| AUTOMATION MAINTENANCE | TANKLOGIX LLC | 1,075.60 | 0.032250710 | 34.68 |

03-31-2021

085

MEWBOURNE OIL COMPANY

Page 11

SIANA OIL & GAS CO, LLC
TOM M RAGSDALE
400 N SAM HOUSTON PKWY EAST, STE 601
HOUSTON, TX 77060

INVOICE NO.: 202103-16514

INVOICE DATE: 3-31-2021

OWNER: 035904-1

BILLING FOR: March 2021

| REFERENCE/DESCRIPTION OF CHARGES | | GROSS CHARGES | WORKING INTEREST | NET CHARGE |
|---|---------------------------|---------------|------------------|------------|
| CHEMICALS-WATER TREATING | CATALYST OILFIELD SERVICE | 448.38 | 0.032250710 | 14.46 |
| CHEMICALS-WATER TREATING | EPDI | 1,001.52 | 0.032250710 | 32.30 |
| CHEMICALS-WATER TREATING | EPDI | 211.86 | 0.032250710 | 6.83 |
| EMISSIONS CONTROL EQUIPMENT MAINTENANCE | G&A FABRICATION LLC | 183.85 | 0.032250710 | 5.93 |
| EMISSIONS CONTROL EQUIPMENT MAINTENANCE | G&A FABRICATION LLC | 152.36 | 0.032250710 | 4.91 |
| FUEL/ POWER / ELECTRICAL | XCEL ENERGY | 355.09 | 0.032250710 | 11.45 |
| FUEL/ POWER / ELECTRICAL | PILOT THOMAS LOGISTICS LL | 26.95 | 0.032250710 | 0.87 |
| FUEL/ POWER / ELECTRICAL | PILOT THOMAS LOGISTICS LL | 228.67 | 0.032250710 | 7.37 |
| FUEL/ POWER / ELECTRICAL | PILOT THOMAS LOGISTICS LL | 79.74 | 0.032250710 | 2.57 |
| GATHERING/TREATING/DEHYDRATION | NGL WATER SOLUTIONS PERM | 4,720.00 | 0.032250710 | 152.22 |
| LEASE & FACILITY | MEWBOURNE OIL COMPANY | 362.50 | 0.032250710 | 11.69 |
| LEASE & FACILITY | MEWBOURNE OIL COMPANY | 239.25 | 0.032250710 | 7.72 |
| LEASE & FACILITY MAINTENANCE | GARNER PUMP & SUPPLY INC | 18.71 | 0.032250710 | 0.61 |
| LEASE & FACILITY MAINTENANCE | GARNER PUMP & SUPPLY INC | 32.04 | 0.032250710 | 1.04 |
| LEASE & FACILITY MAINTENANCE | GARNER PUMP & SUPPLY INC | 1,180.26 | 0.032250710 | 38.07 |
| LEASE & FACILITY MAINTENANCE | GARNER PUMP & SUPPLY INC | 11.13 | 0.032250710 | 0.36 |
| LEASE & FACILITY MAINTENANCE | GARNER PUMP & SUPPLY INC | 43.24 | 0.032250710 | 1.39 |
| LEASE & FACILITY MAINTENANCE | GARNER PUMP & SUPPLY INC | 2.34 | 0.032250710 | 0.08 |
| LEASE & FACILITY MAINTENANCE | GARNER PUMP & SUPPLY INC | 19.39 | 0.032250710 | 0.63 |
| LEASE & FACILITY MAINTENANCE | K&S OILFIELD SUPPLIES LLC | 26.48 | 0.032250710 | 0.85 |
| LEASE & FACILITY MAINTENANCE | MPS ENTERPRISES INC | 733.25 | 0.032250710 | 23.65 |
| LEASE & FACILITY MAINTENANCE | MPS ENTERPRISES INC | 97.20 | 0.032250710 | 3.13 |
| LEASE & FACILITY MAINTENANCE | MPS ENTERPRISES INC | 39.28 | 0.032250710 | 1.27 |
| LEASE & FACILITY MAINTENANCE | MPS ENTERPRISES INC | 11.44 | 0.032250710 | 0.37 |
| LEASE & FACILITY MAINTENANCE | MPS ENTERPRISES INC | 106.39 | 0.032250710 | 3.43 |
| LEASE & FACILITY MAINTENANCE | HR COMPRESSION & SERVICE | 998.85 | 0.032250710 | 32.21 |
| LEASE & FACILITY MAINTENANCE | TURNCO ENTERPRISES LLC | 17.86 | 0.032250710 | 0.58 |
| LEASE & FACILITY MAINTENANCE | TURNCO ENTERPRISES LLC | 17.86 | 0.032250710 | 0.58 |
| LEASE & FACILITY MAINTENANCE | TURNCO ENTERPRISES LLC | 21.43 | 0.032250710 | 0.69 |
| LEASE & FACILITY MAINTENANCE | TURNCO ENTERPRISES LLC | 250.00 | 0.032250710 | 8.06 |
| LEASE & FACILITY MAINTENANCE | TURNCO ENTERPRISES LLC | 10.71 | 0.032250710 | 0.34 |
| LEASE & FACILITY MAINTENANCE | TURNCO ENTERPRISES LLC | 55.20 | 0.032250710 | 1.78 |
| LEASE & FACILITY MAINTENANCE | TURNCO ENTERPRISES LLC | 108.00 | 0.032250710 | 3.48 |
| LEASE & FACILITY MAINTENANCE | TURNCO ENTERPRISES LLC | 143.52 | 0.032250710 | 4.63 |
| LEASE & FACILITY MAINTENANCE | EP&S LLC | 14.17 | 0.032250710 | 0.46 |
| MISCELLANEOUS EQUIPMENT RENTAL | MEWBOURNE OIL COMPANY | 219.52 | 0.032250710 | 7.08 |
| OVERHEAD-FIXED RATE | MEWBOURNE OIL COMPANY | 881.16 | 0.032250710 | 28.42 |
| PRIME MOVER / PUMP MAINTENANCE | ODESSA PUMPS & EQUIPMENT | 797.54 | 0.032250710 | 25.72 |
| PRIME MOVER / PUMP MAINTENANCE | HR COMPRESSION & SERVICE | 80.60 | 0.032250710 | 2.60 |
| PRIME MOVER / PUMP MAINTENANCE | HR COMPRESSION & SERVICE | 774.56 | 0.032250710 | 24.98 |
| PRIME MOVER / PUMP MAINTENANCE | HR COMPRESSION & SERVICE | 27.45 | 0.032250710 | 0.89 |
| PRIME MOVER / PUMP MAINTENANCE | WILDCAT PUMP & ENGINE RE | 278.70 | 0.032250710 | 8.99 |

03-31-2021

086

MEWBOURNE OIL COMPANY

Page 12

SIANA OIL & GAS CO, LLC
TOM M RAGSDALE
400 N SAM HOUSTON PKWY EAST, STE 601
HOUSTON, TX 77060

INVOICE NO.: 202103-16514

INVOICE DATE: 3-31-2021

OWNER: 035904-1

BILLING FOR: March 2021

| REFERENCE/DESCRIPTION OF CHARGES | | GROSS CHARGES | WORKING INTEREST | NET CHARGE |
|--|---------------------------|------------------|---------------------|---------------|
| PUMPING | MEWBOURNE OIL COMPANY | 850.00 | 0.032250710 | 27.41 |
| PUMPING | MEWBOURNE OIL COMPANY | 425.00 | 0.032250710 | 13.71 |
| RENTAL SERVICES | NATURAL GAS SERVICES GRO | 4,199.74 | 0.032250710 | 135.44 |
| RENTAL SERVICES | NATURAL GAS SERVICES GRO | 4,199.74 | 0.032250710 | 135.44 |
| SALT WATER DISPOSAL | LIMESTONE BASIN PROPERTIE | 149.46 | 0.032250710 | 4.82 |
| Total Lease Operating Expense Cost | | 26,384.15 | | 850.89 |
| 62776000-30 SUBTOTAL | | 26,384.15 | 850.89 | |
| PROPERTY 62776000 TOTAL | | 30,024.84 | 968.31 | |
| PROPERTY: 62906000 62906000-20 GAZELLE 22 B2MD FED COM 2H | | | | |
| <u>Equipment Beyond Wellhead</u> | | | | |
| AUTOMATION METERING EQUIPMENT | TANKLOGIX LLC | 1,200.01 | 0.196991940 | 236.39 |
| Total Equipment Beyond Wellhead Cost | | 1,200.01 | | 236.39 |
| 62906000-20 SUBTOTAL | | 1,200.01 | 236.39 | |
| PROPERTY: 62906000 62906000-30 GAZELLE 22 B2MD FED COM 2H | | | | |
| <u>Lease Operating Expense</u> | | | | |
| AUTOMATION MAINTENANCE | AMERICAN MILLENNIUM COR | 12.85 | 0.196991940 | 2.53 |
| AUTOMATION MAINTENANCE | TANKLOGIX LLC | 126.21 | 0.196991940 | 24.87 |
| AUTOMATION MAINTENANCE | TANKLOGIX LLC | 130.74 | 0.196991940 | 25.76 |
| AUTOMATION MAINTENANCE | TANKLOGIX LLC | 130.74 | 0.196991940 | 25.76 |
| AUTOMATION MAINTENANCE | TANKLOGIX LLC | 9.77 | 0.196991940 | 1.93 |
| AUTOMATION MAINTENANCE | TANKLOGIX LLC | 13.14 | 0.196991940 | 2.60 |
| AUTOMATION MAINTENANCE | TANKLOGIX LLC | 6.04 | 0.196991940 | 1.19 |
| CHEMICALS-WATER TREATING | CATALYST OILFIELD SERVICE | 448.38 | 0.196991940 | 88.33 |
| CHEMICALS-WATER TREATING | EPDI | 614.82 | 0.196991940 | 121.11 |
| CHEMICALS-WATER TREATING | EPDI | 167.89 | 0.196991940 | 33.07 |
| CHEMICALS-WATER TREATING | EPDI | 329.87 | 0.196991940 | 64.98 |
| COMPANY SUPERVISION | MEWBOURNE OIL COMPANY | 293.75 | 0.196991940 | 57.86 |
| EMISSIONS CONTROL EQUIPMENT MAINTENANCE | G&A FABRICATION LLC | 76.17 | 0.196991940 | 15.01 |
| EMISSIONS CONTROL EQUIPMENT MAINTENANCE | G&A FABRICATION LLC | 76.17 | 0.196991940 | 15.01 |
| EMISSIONS CONTROL EQUIPMENT MAINTENANCE | G&A FABRICATION LLC | 76.17 | 0.196991940 | 15.01 |
| FUEL/ POWER / ELECTRICAL | XCEL ENERGY | 278.92 | 0.196991940 | 54.96 |
| FUEL/ POWER / ELECTRICAL | PILOT THOMAS LOGISTICS LL | 15.88 | 0.196991940 | 3.13 |
| FUEL/ POWER / ELECTRICAL | PILOT THOMAS LOGISTICS LL | 134.71 | 0.196991940 | 26.54 |
| FUEL/ POWER / ELECTRICAL | PILOT THOMAS LOGISTICS LL | 46.98 | 0.196991940 | 9.26 |
| GATHERING/TREATING/DEHYDRATION | PRO-KEM INC | 361.97 | 0.196991940 | 71.30 |
| GATHERING/TREATING/DEHYDRATION | NGL WATER SOLUTIONS PERM | 2,800.00 | 0.196991940 | 551.58 |
| LEASE & FACILITY | MEWBOURNE OIL COMPANY | 181.25 | 0.196991940 | 35.71 |
| LEASE & FACILITY | MEWBOURNE OIL COMPANY | 362.50 | 0.196991940 | 71.41 |
| LEASE & FACILITY MAINTENANCE | GARNER PUMP & SUPPLY INC | 18.71 | 0.196991940 | 3.68 |
| LEASE & FACILITY MAINTENANCE | GARNER PUMP & SUPPLY INC | 11.13 | 0.196991940 | 2.20 |

03-31-2021

087

MEWBOURNE OIL COMPANY

Page 13

SIANA OIL & GAS CO, LLC
TOM M RAGSDALE
400 N SAM HOUSTON PKWY EAST, STE 601
HOUSTON, TX 77060

INVOICE NO.: 202103-16514

INVOICE DATE: 3-31-2021

OWNER: 035904-1

BILLING FOR: March 2021

| REFERENCE/DESCRIPTION OF CHARGES | | GROSS CHARGES | WORKING INTEREST | NET CHARGE |
|------------------------------------|-----------------------------|---------------|------------------|------------|
| LEASE & FACILITY MAINTENANCE | GARNER PUMP & SUPPLY INC | 43.25 | 0.196991940 | 8.53 |
| LEASE & FACILITY MAINTENANCE | GARNER PUMP & SUPPLY INC | 2.34 | 0.196991940 | 0.46 |
| LEASE & FACILITY MAINTENANCE | GARNER PUMP & SUPPLY INC | 11.31 | 0.196991940 | 2.23 |
| LEASE & FACILITY MAINTENANCE | K&S OILFIELD SUPPLIES LLC | 15.45 | 0.196991940 | 3.05 |
| LEASE & FACILITY MAINTENANCE | MPS ENTERPRISES INC | 733.24 | 0.196991940 | 144.44 |
| LEASE & FACILITY MAINTENANCE | MPS ENTERPRISES INC | 56.70 | 0.196991940 | 11.17 |
| LEASE & FACILITY MAINTENANCE | MPS ENTERPRISES INC | 39.28 | 0.196991940 | 7.74 |
| LEASE & FACILITY MAINTENANCE | MPS ENTERPRISES INC | 11.44 | 0.196991940 | 2.25 |
| LEASE & FACILITY MAINTENANCE | MPS ENTERPRISES INC | 62.06 | 0.196991940 | 12.23 |
| LEASE & FACILITY MAINTENANCE | TURNCO ENTERPRISES LLC | 17.85 | 0.196991940 | 3.52 |
| LEASE & FACILITY MAINTENANCE | TURNCO ENTERPRISES LLC | 17.85 | 0.196991940 | 3.52 |
| LEASE & FACILITY MAINTENANCE | TURNCO ENTERPRISES LLC | 21.43 | 0.196991940 | 4.22 |
| LEASE & FACILITY MAINTENANCE | TURNCO ENTERPRISES LLC | 10.71 | 0.196991940 | 2.11 |
| LEASE & FACILITY MAINTENANCE | TURNCO ENTERPRISES LLC | 32.20 | 0.196991940 | 6.34 |
| LEASE & FACILITY MAINTENANCE | TURNCO ENTERPRISES LLC | 63.00 | 0.196991940 | 12.41 |
| LEASE & FACILITY MAINTENANCE | TURNCO ENTERPRISES LLC | 83.72 | 0.196991940 | 16.49 |
| LEASE & FACILITY MAINTENANCE | TRINITY OILFIELD SERVICES & | 46.16 | 0.196991940 | 9.10 |
| LEASE & FACILITY MAINTENANCE | EP&S LLC | 46.34 | 0.196991940 | 9.13 |
| LEASE & FACILITY MAINTENANCE | EP&S LLC | 14.28 | 0.196991940 | 2.82 |
| LEASE & FACILITY MAINTENANCE | LIMESTONE BASIN PROPERTIE | 250.00 | 0.196991940 | 49.25 |
| LEASE & FACILITY MAINTENANCE | CATALYST OILFIELD SERVICE | 1,352.30 | 0.196991940 | 266.39 |
| MISCELLANEOUS EQUIPMENT RENTAL | MEWBOURNE OIL COMPANY | 219.52 | 0.196991940 | 43.24 |
| OVERHEAD-FIXED RATE | MEWBOURNE OIL COMPANY | 881.16 | 0.196991940 | 173.58 |
| PRIME MOVER / PUMP MAINTENANCE | ODESSA PUMPS & EQUIPMENT | 797.54 | 0.196991940 | 157.12 |
| PRIME MOVER / PUMP MAINTENANCE | HR COMPRESSION & SERVICE | 47.01 | 0.196991940 | 9.27 |
| PRIME MOVER / PUMP MAINTENANCE | HR COMPRESSION & SERVICE | 16.28 | 0.196991940 | 3.21 |
| PROFESSIONAL SERVICES | RRC SURVEYING LLC | 172.51 | 0.196991940 | 33.99 |
| PUMPING | MEWBOURNE OIL COMPANY | 850.00 | 0.196991940 | 167.44 |
| PUMPING | MEWBOURNE OIL COMPANY | 425.00 | 0.196991940 | 83.72 |
| RENTAL SERVICES | USA COMPRESSION PARTNER | 5,011.26 | 0.196991940 | 987.18 |
| SALT WATER DISPOSAL | LIMESTONE BASIN PROPERTIE | 7.53 | 0.196991940 | 1.48 |
| Total Lease Operating Expense Cost | | 18,083.48 | | 3,562.42 |

62906000-30 SUBTOTAL

18,083.48

3,562.42

PROPERTY 62906000 TOTAL

19,283.49

3,798.81

PROPERTY: 62915000 62915000-30 CREEDENCE 21/16 W0ED ST COM 2H

Lease Operating Expense

| | | | | |
|------------------------|--------------------------|----------|-------------|-------|
| AUTOMATION MAINTENANCE | AMERICAN MILLENNIUM COR | 6.43 | 0.006363620 | 0.04 |
| AUTOMATION MAINTENANCE | INGRAM PROFESSIONAL SERV | 2,150.04 | 0.006363620 | 13.68 |
| COMPANY SUPERVISION | MEWBOURNE OIL COMPANY | 293.75 | 0.006363620 | 1.87 |
| COMPANY SUPERVISION | MEWBOURNE OIL COMPANY | 587.50 | 0.006363620 | 3.74 |
| COMPRESSOR MAINTENANCE | GAS WELL SERVICES INC | 132.74 | 0.006363620 | 0.84 |

03-31-2021

088

MEWBOURNE OIL COMPANY

Page 14

SIANA OIL & GAS CO, LLC
TOM M RAGSDALE
400 N SAM HOUSTON PKWY EAST, STE 601
HOUSTON, TX 77060

INVOICE NO.: 202103-16514

INVOICE DATE: 3-31-2021

OWNER: 035904-1

BILLING FOR: March 2021

| REFERENCE/DESCRIPTION OF CHARGES | | GROSS CHARGES | WORKING INTEREST | NET CHARGE |
|--|---------------------------|------------------|------------------|------------|
| EMISSIONS CONTROL EQUIPMENT MAINTENANCE | JUSTIN WILSON | 50.32 | 0.006363620 | 0.32 |
| EMISSIONS CONTROL EQUIPMENT MAINTENANCE | VAPROX LLC | 133.38 | 0.006363620 | 0.85 |
| EMISSIONS CONTROL EQUIPMENT MAINTENANCE | AUTOMATED WELLHEAD COM | 80.53 | 0.006363620 | 0.51 |
| EMISSIONS CONTROL EQUIPMENT MAINTENANCE | AUTOMATED WELLHEAD COM | 32.06 | 0.006363620 | 0.20 |
| EMISSIONS CONTROL EQUIPMENT MAINTENANCE | AUTOMATED WELLHEAD COM | 42.39 | 0.006363620 | 0.27 |
| EMISSIONS CONTROL EQUIPMENT MAINTENANCE | AUTOMATED WELLHEAD COM | 79.47 | 0.006363620 | 0.51 |
| EMISSIONS CONTROL EQUIPMENT MAINTENANCE | AUTOMATED WELLHEAD COM | 109.93 | 0.006363620 | 0.70 |
| EMISSIONS CONTROL EQUIPMENT MAINTENANCE | AUTOMATED WELLHEAD COM | 208.14 | 0.006363620 | 1.32 |
| EMISSIONS CONTROL EQUIPMENT MAINTENANCE | AUTOMATED WELLHEAD COM | 84.77 | 0.006363620 | 0.54 |
| FUEL/ POWER / ELECTRICAL | XCEL ENERGY | 4,929.88 | 0.006363620 | 31.37 |
| GATHERING/TREATING/DEHYDRATION | GAS WELL SERVICES INC | 143.94 | 0.006363620 | 0.92 |
| GATHERING/TREATING/DEHYDRATION | GAS WELL SERVICES INC | 77.50 | 0.006363620 | 0.49 |
| LEASE & FACILITY | MEWBOURNE OIL COMPANY | 362.50 | 0.006363620 | 2.31 |
| LEASE & FACILITY | MEWBOURNE OIL COMPANY | 181.25 | 0.006363620 | 1.15 |
| LEASE & FACILITY | MEWBOURNE OIL COMPANY | 362.50 | 0.006363620 | 2.31 |
| LEASE & FACILITY | MEWBOURNE OIL COMPANY | 362.50 | 0.006363620 | 2.31 |
| LEASE & FACILITY MAINTENANCE | KEYSTONE PUMP & SUPPLY LI | 685.59 | 0.006363620 | 4.36 |
| LEASE & FACILITY MAINTENANCE | KEYSTONE PUMP & SUPPLY LI | 227.52 | 0.006363620 | 1.45 |
| LEASE & FACILITY MAINTENANCE | KEYSTONE PUMP & SUPPLY LI | 64.02 | 0.006363620 | 0.41 |
| LEASE & FACILITY MAINTENANCE | TURNCO ENTERPRISES LLC | 500.00 | 0.006363620 | 3.18 |
| OVERHEAD-FIXED RATE | MEWBOURNE OIL COMPANY | 881.16 | 0.006363620 | 5.61 |
| PUMPING | MEWBOURNE OIL COMPANY | 850.00 | 0.006363620 | 5.41 |
| PUMPING | MEWBOURNE OIL COMPANY | 850.00 | 0.006363620 | 5.41 |
| RENTAL SERVICES | KODIAK GAS SERVICES LLC | 3,715.83 | 0.006363620 | 23.65 |
| SALT WATER DISPOSAL | MEWBOURNE OIL COMPANY | 25,223.17 | 0.006363620 | 160.51 |
| Total Lease Operating Expense Cost | | 43,408.81 | | 276.24 |
| 62915000-30 SUBTOTAL | | 43,408.81 | 276.24 | |
| PROPERTY 62915000 TOTAL | | 43,408.81 | 276.24 | |
| PROPERTY: 62916000 62916000-20 CREEDENCE 21/16 WIED ST COM 1H | | | | |
| <u>Tangible Well Cost</u> | | | | |
| SUBSURFACE EQUIP. & ARTIFICIAL LIFT SYSTEMS | HUDSON PACKER COMPANY I | 7,126.10 | 0.006363620 | 45.35 |
| TUBING | MEWBOURNE OIL COMPANY | 3,616.38 | 0.006363620 | 23.01 |
| TUBING | ENERGY TUBULARS INC | 73,749.07 | 0.006363620 | 469.31 |
| TUBING HEAD & UPPER SECTION | DIVINE WIRELINE SOLUTIONS | 3,026.75 | 0.006363620 | 19.26 |
| Total Tangible Well Cost Cost | | 87,518.30 | | 556.93 |
| 62916000-20 SUBTOTAL | | 87,518.30 | 556.93 | |
| PROPERTY: 62916000 62916000-30 CREEDENCE 21/16 WIED ST COM 1H | | | | |
| <u>Lease Operating Expense</u> | | | | |
| AUTOMATION MAINTENANCE | AMERICAN MILLENNIUM COR | 6.42 | 0.006363620 | 0.04 |
| AUTOMATION MAINTENANCE | INGRAM PROFESSIONAL SERV | 2,149.97 | 0.006363620 | 13.68 |

03-31-2021

089

MEWBOURNE OIL COMPANY

Page 15

SIANA OIL & GAS CO, LLC
TOM M RAGSDALE
400 N SAM HOUSTON PKWY EAST, STE 601
HOUSTON, TX 77060

INVOICE NO.: 202103-16514

INVOICE DATE: 3-31-2021

OWNER: 035904-1

BILLING FOR: March 2021

| REFERENCE/DESCRIPTION OF CHARGES | | GROSS CHARGES | WORKING INTEREST | NET CHARGE |
|---|----------------------------|------------------|---------------------|---------------|
| COMPANY SUPERVISION | MEWBOURNE OIL COMPANY | 1,175.00 | 0.006363620 | 7.48 |
| COMPANY SUPERVISION | MEWBOURNE OIL COMPANY | 587.50 | 0.006363620 | 3.74 |
| COMPANY SUPERVISION | MEWBOURNE OIL COMPANY | 293.75 | 0.006363620 | 1.87 |
| COMPANY SUPERVISION | MEWBOURNE OIL COMPANY | 587.50 | 0.006363620 | 3.74 |
| COMPRESSOR MAINTENANCE | GAS WELL SERVICES INC | 132.66 | 0.006363620 | 0.84 |
| CONTRACT SUPERVISION | GSM OILFIELD SERVICES INC | 3,188.96 | 0.006363620 | 20.29 |
| EMISSIONS CONTROL EQUIPMENT MAINTENANCE | JUSTIN WILSON | 50.33 | 0.006363620 | 0.32 |
| EMISSIONS CONTROL EQUIPMENT MAINTENANCE | VAPROX LLC | 133.38 | 0.006363620 | 0.85 |
| EMISSIONS CONTROL EQUIPMENT MAINTENANCE | AUTOMATED WELLHEAD COM | 80.52 | 0.006363620 | 0.51 |
| EMISSIONS CONTROL EQUIPMENT MAINTENANCE | AUTOMATED WELLHEAD COM | 32.05 | 0.006363620 | 0.20 |
| EMISSIONS CONTROL EQUIPMENT MAINTENANCE | AUTOMATED WELLHEAD COM | 42.38 | 0.006363620 | 0.27 |
| EMISSIONS CONTROL EQUIPMENT MAINTENANCE | AUTOMATED WELLHEAD COM | 79.46 | 0.006363620 | 0.51 |
| EMISSIONS CONTROL EQUIPMENT MAINTENANCE | AUTOMATED WELLHEAD COM | 109.93 | 0.006363620 | 0.70 |
| EMISSIONS CONTROL EQUIPMENT MAINTENANCE | AUTOMATED WELLHEAD COM | 208.14 | 0.006363620 | 1.32 |
| EMISSIONS CONTROL EQUIPMENT MAINTENANCE | AUTOMATED WELLHEAD COM | 84.76 | 0.006363620 | 0.54 |
| FUEL/ POWER / ELECTRICAL | XCEL ENERGY | 7,183.59 | 0.006363620 | 45.71 |
| GATHERING/TREATING/DEHYDRATION | GAS WELL SERVICES INC | 143.95 | 0.006363620 | 0.92 |
| GATHERING/TREATING/DEHYDRATION | GAS WELL SERVICES INC | 77.51 | 0.006363620 | 0.49 |
| LEASE & FACILITY | MEWBOURNE OIL COMPANY | 362.50 | 0.006363620 | 2.31 |
| LEASE & FACILITY MAINTENANCE | KEYSTONE PUMP & SUPPLY LI | 685.65 | 0.006363620 | 4.36 |
| LEASE & FACILITY MAINTENANCE | KEYSTONE PUMP & SUPPLY LI | 227.53 | 0.006363620 | 1.45 |
| LEASE & FACILITY MAINTENANCE | KEYSTONE PUMP & SUPPLY LI | 64.04 | 0.006363620 | 0.41 |
| LEASE & FACILITY MAINTENANCE | JUSTIN WILSON | 503.25 | 0.006363620 | 3.20 |
| LEASE & FACILITY MAINTENANCE | TURNCO ENTERPRISES LLC | 400.00 | 0.006363620 | 2.55 |
| OVERHEAD-FIXED RATE | MEWBOURNE OIL COMPANY | 881.16 | 0.006363620 | 5.61 |
| PUMPING | MEWBOURNE OIL COMPANY | 850.00 | 0.006363620 | 5.41 |
| PUMPING | MEWBOURNE OIL COMPANY | 850.00 | 0.006363620 | 5.41 |
| RENTAL SERVICES | KODIAK GAS SERVICES LLC | 3,715.83 | 0.006363620 | 23.65 |
| SALT WATER DISPOSAL | MEWBOURNE OIL COMPANY | 26,981.98 | 0.006363620 | 171.70 |
| WELL EQUIPMENT-SURFACE | DIVINE WIRELINE SOLUTIONS | 8,220.08 | 0.006363620 | 52.31 |
| WELL SERVICE & REPAIR | L & R WELL SERVICE INC | 794.69 | 0.006363620 | 5.06 |
| WELL SERVICE & REPAIR | L & R WELL SERVICE INC | 1,083.11 | 0.006363620 | 6.89 |
| WELL SERVICE & REPAIR | L & R WELL SERVICE INC | 6,532.33 | 0.006363620 | 41.57 |
| WELL SERVICE & REPAIR | WEATHERFORD US LP | 448.61 | 0.006363620 | 2.85 |
| WELL SERVICE & REPAIR | STONE OILFIELD SERVICE INC | 1,222.65 | 0.006363620 | 7.78 |
| WELL SERVICE & REPAIR | PRESSURE SERVICES | 1,266.20 | 0.006363620 | 8.06 |
| Total Lease Operating Expense Cost | | 71,437.37 | | 454.60 |

62916000-30 SUBTOTAL

71,437.37

454.60

PROPERTY 62916000 TOTAL

158,955.67

1,011.53

PROPERTY: 62948000 62948000-10 INLAND 26/23 B2PI STATE COM 1H

Intangible Well Cost

03-31-2021

090

MEWBOURNE OIL COMPANY

Page 16

SIANA OIL & GAS CO, LLC
TOM M RAGSDALE
400 N SAM HOUSTON PKWY EAST, STE 601
HOUSTON, TX 77060

INVOICE NO.: 202103-16514
INVOICE DATE: 3-31-2021
OWNER: 035904-1
BILLING FOR: March 2021

| REFERENCE/DESCRIPTION OF CHARGES | | GROSS CHARGES | WORKING INTEREST | NET CHARGE |
|----------------------------------|--------------------------|---------------|------------------|------------|
| EQUIPMENT RENTAL | OIL PATCH GROUP INC | 2,405.40 | 0.100000000 | 240.54 |
| INSPECTION & REPAIR SERVICES | WELLBORE INTEGRITY SOLUT | 196.80 | 0.100000000 | 19.68 |
| INSPECTION & REPAIR SERVICES | WELLBORE INTEGRITY SOLUT | 5,098.18 | 0.100000000 | 509.82 |
| INSPECTION & REPAIR SERVICES | WELLBORE INTEGRITY SOLUT | 5,106.62 | 0.100000000 | 510.66 |
| LOCATION / RESTORATION | QATAR LLC | 1,227.16 | 0.100000000 | 122.71 |
| MUD / CHEMICAL / ADDITIVES | MEWBOURNE OIL COMPANY-I | 11,004.00 | 0.100000000 | 1,100.40 |
| Total Intangible Well Cost Cost | | 25,038.16 | | 2,503.81 |

62948000-10 SUBTOTAL

25,038.16

2,503.81

PROPERTY: 62948000 62948000-20 INLAND 26/23 B2PI STATE COM 1H

Intangible Well Cost

| | | | | |
|---------------------------------|----------------------------|------------|-------------|-----------|
| COMPANY SUPERVISION | MEWBOURNE OIL COMPANY | 600.00 | 0.100000000 | 60.00 |
| COMPANY SUPERVISION | MEWBOURNE OIL COMPANY | 1,175.00 | 0.100000000 | 117.50 |
| COMPANY SUPERVISION | MEWBOURNE OIL COMPANY | 2,937.50 | 0.100000000 | 293.75 |
| COMPANY SUPERVISION | MEWBOURNE OIL COMPANY | 2,937.50 | 0.100000000 | 293.75 |
| COMPANY SUPERVISION | MEWBOURNE OIL COMPANY | 3,231.25 | 0.100000000 | 323.13 |
| COMPANY SUPERVISION | MEWBOURNE OIL COMPANY | 1,175.00 | 0.100000000 | 117.50 |
| COMPANY SUPERVISION | MEWBOURNE OIL COMPANY | 6,168.75 | 0.100000000 | 616.87 |
| CONTRACT SERVICES & SUPERVISION | SDS PETROLEUM CONSULTAN | 5,538.75 | 0.100000000 | 553.87 |
| CONTRACT SERVICES & SUPERVISION | SDS PETROLEUM CONSULTAN | 3,956.25 | 0.100000000 | 395.62 |
| CONTRACT SERVICES & SUPERVISION | SDS PETROLEUM CONSULTAN | 6,330.00 | 0.100000000 | 633.00 |
| EQUIPMENT RENTAL | G&A FABRICATION LLC | 567.67 | 0.100000000 | 56.77 |
| EQUIPMENT RENTAL | G&A FABRICATION LLC | 189.22 | 0.100000000 | 18.92 |
| EQUIPMENT RENTAL | G&A FABRICATION LLC | 94.61 | 0.100000000 | 9.46 |
| FUEL | ROLFSON OIL LLC | 230,618.94 | 0.100000000 | 23,061.89 |
| HORIZONTAL DRILLOUT SERVICES | DIVINE WIRELINE SOLUTIONS | 5,191.09 | 0.100000000 | 519.11 |
| LOCATION / RESTORATION | DIVERSIFIED FIELD SERVICES | 206.78 | 0.100000000 | 20.68 |
| LOCATION / RESTORATION | DUKE OILFIELD SERVICES LLC | 158.25 | 0.100000000 | 15.82 |
| LOCATION / RESTORATION | DUKE OILFIELD SERVICES LLC | 137.15 | 0.100000000 | 13.71 |
| LOCATION / RESTORATION | DUKE OILFIELD SERVICES LLC | 211.00 | 0.100000000 | 21.10 |
| LOCATION / RESTORATION | LEA LAND LLC | 259.74 | 0.100000000 | 25.97 |
| LOCATION / RESTORATION | R360 ENVIRONMENTAL SOLUT | 506.41 | 0.100000000 | 50.64 |
| LOCATION / RESTORATION | R360 ENVIRONMENTAL SOLUT | 319.67 | 0.100000000 | 31.97 |
| LOCATION / RESTORATION | R360 ENVIRONMENTAL SOLUT | 319.67 | 0.100000000 | 31.97 |
| LOCATION / RESTORATION | AMERICAWEST ENERGY SERV | 375.00 | 0.100000000 | 37.50 |
| LOGGING & WIRELINE SERVICES | HALLIBURTON ENERGY SERV | 30,093.70 | 0.100000000 | 3,009.37 |
| LOGGING & WIRELINE SERVICES | RWLS LLC DBA RENEGADE SE | 155,572.40 | 0.100000000 | 15,557.24 |
| LOGGING & WIRELINE SERVICES | REPEAT PRECISION LLC | 9,461.25 | 0.100000000 | 946.12 |
| LOGGING & WIRELINE SERVICES | XTREME CRANE & RIGGING LI | 5,430.00 | 0.100000000 | 543.00 |
| OVERHEAD FIXED RATE | MEWBOURNE OIL COMPANY | 6,923.36 | 0.100000000 | 692.34 |
| REGULATORY PERMITS & SURVEYS | RRC SURVEYING LLC | 1,113.29 | 0.100000000 | 111.33 |
| REGULATORY PERMITS & SURVEYS | PRICE ENERGY CONSULTING I | 1,750.00 | 0.100000000 | 175.00 |

03-31-2021

091

MEWBOURNE OIL COMPANY

Page 17

SIANA OIL & GAS CO, LLC
TOM M RAGSDALE
400 N SAM HOUSTON PKWY EAST, STE 601
HOUSTON, TX 77060

INVOICE NO.: 202103-16514

INVOICE DATE: 3-31-2021

OWNER: 035904-1

BILLING FOR: March 2021

| REFERENCE/DESCRIPTION OF CHARGES | | GROSS CHARGES | WORKING INTEREST | NET CHARGE |
|--|-----------------------------|---------------|------------------|------------|
| STIMULATION | CUDD PRESSURE CONTROL IN | 52,635.74 | 0.100000000 | 5,263.57 |
| STIMULATION | BUTCH'S RAT HOLE & ANCHOR | 76,619.38 | 0.100000000 | 7,661.94 |
| STIMULATION | WELL FOAM INC | 26,847.32 | 0.100000000 | 2,684.73 |
| STIMULATION | UNIVERSAL PRESSURE PUMPI | 1,006,472.25 | 0.100000000 | 100,647.22 |
| STIMULATION RENTALS & OTHER | SWABCO INC | 2,938.18 | 0.100000000 | 293.82 |
| STIMULATION RENTALS & OTHER | L & E SERVICES LLC | 1,158.50 | 0.100000000 | 115.85 |
| STIMULATION RENTALS & OTHER | GUNS UP SERVICES | 5,215.39 | 0.100000000 | 521.54 |
| STIMULATION RENTALS & OTHER | OIL STATES ENERGY SERVICE | 35,293.33 | 0.100000000 | 3,529.33 |
| STIMULATION RENTALS & OTHER | TRINITY OILFIELD SERVICES & | 5,052.82 | 0.100000000 | 505.28 |
| WATER AND OTHER | NOVA TRUCKING LLC | 342.88 | 0.100000000 | 34.29 |
| WATER AND OTHER | JES ENERGY LLC | 553.88 | 0.100000000 | 55.39 |
| WELDING / CONSTRUCTION / MAINT. SERVICES | MEWBOURNE OIL COMPANY | 4,893.75 | 0.100000000 | 489.38 |
| Total Intangible Well Cost Cost | | 1,701,572.62 | | 170,157.24 |
| <u>Tangible Well Cost</u> | | | | |
| TUBING HEAD & UPPER SECTION | MEWBOURNE OIL COMPANY | 16,575.00 | 0.100000000 | 1,657.50 |
| Total Tangible Well Cost Cost | | 16,575.00 | | 1,657.50 |
| <u>Equipment Beyond Wellhead</u> | | | | |
| AUTOMATION METERING EQUIPMENT | INGRAM PROFESSIONAL SERV | 6,967.50 | 0.100000000 | 696.75 |
| AUTOMATION METERING EQUIPMENT | INGRAM PROFESSIONAL SERV | 24,323.99 | 0.100000000 | 2,432.40 |
| AUTOMATION METERING EQUIPMENT | TANKLOGIX LLC | 384.19 | 0.100000000 | 38.42 |
| ELECTRICAL INSTALLATIONS | INGRAM PROFESSIONAL SERV | 17,605.76 | 0.100000000 | 1,760.58 |
| FITTINGS / VALVES & ACCESSORIES | JET SPECIALTY & SUPPLY INC | 117,450.89 | 0.100000000 | 11,745.09 |
| FITTINGS / VALVES & ACCESSORIES | JET SPECIALTY & SUPPLY INC | 1,639.99 | 0.100000000 | 164.00 |
| FITTINGS / VALVES & ACCESSORIES | JET SPECIALTY & SUPPLY INC | 99.92 | 0.100000000 | 9.99 |
| FITTINGS / VALVES & ACCESSORIES | JET SPECIALTY & SUPPLY INC | 498.10 | 0.100000000 | 49.81 |
| FITTINGS / VALVES & ACCESSORIES | JET SPECIALTY & SUPPLY INC | 71.39 | 0.100000000 | 7.14 |
| FITTINGS / VALVES & ACCESSORIES | CUSTOM WELDING OF HOBBS | 2,128.13 | 0.100000000 | 212.82 |
| FITTINGS / VALVES & ACCESSORIES | GARNER PUMP & SUPPLY INC | 47.12 | 0.100000000 | 4.71 |
| FITTINGS / VALVES & ACCESSORIES | GARNER PUMP & SUPPLY INC | 157.61 | 0.100000000 | 15.76 |
| FITTINGS / VALVES & ACCESSORIES | K&S OILFIELD SUPPLIES LLC | 281.19 | 0.100000000 | 28.12 |
| FITTINGS / VALVES & ACCESSORIES | MPS ENTERPRISES INC | 1,795.10 | 0.100000000 | 179.51 |
| FITTINGS / VALVES & ACCESSORIES | EP&S LLC | 44.68 | 0.100000000 | 4.47 |
| PRODUCTION EQUIP INSTALLATION | DIVERSIFIED FIELD SERVICES | 1,292.38 | 0.100000000 | 129.24 |
| PRODUCTION EQUIP INSTALLATION | DIVERSIFIED FIELD SERVICES | 3,186.10 | 0.100000000 | 318.61 |
| PRODUCTION EQUIP INSTALLATION | DIVERSIFIED FIELD SERVICES | 3,650.30 | 0.100000000 | 365.03 |
| PRODUCTION EQUIP INSTALLATION | DIVERSIFIED FIELD SERVICES | 1,055.00 | 0.100000000 | 105.50 |
| PRODUCTION EQUIP INSTALLATION | G&A FABRICATION LLC | 1,329.82 | 0.100000000 | 132.98 |
| PRODUCTION EQUIP INSTALLATION | G&A FABRICATION LLC | 1,908.01 | 0.100000000 | 190.80 |
| PRODUCTION EQUIP INSTALLATION | G&A FABRICATION LLC | 1,918.52 | 0.100000000 | 191.85 |
| PRODUCTION EQUIP INSTALLATION | G&A FABRICATION LLC | 3,064.38 | 0.100000000 | 306.44 |
| PRODUCTION EQUIP INSTALLATION | G&A FABRICATION LLC | 2,725.35 | 0.100000000 | 272.53 |
| PRODUCTION EQUIP INSTALLATION | G&A FABRICATION LLC | 2,717.47 | 0.100000000 | 271.75 |

03-31-2021

092

MEWBOURNE OIL COMPANY

Page 18

SIANA OIL & GAS CO, LLC
TOM M RAGSDALE
400 N SAM HOUSTON PKWY EAST, STE 601
HOUSTON, TX 77060

INVOICE NO.: 202103-16514

INVOICE DATE: 3-31-2021

OWNER: 035904-1

BILLING FOR: March 2021

| REFERENCE/DESCRIPTION OF CHARGES | | GROSS CHARGES | WORKING INTEREST | NET CHARGE |
|--|----------------------------|---------------------|------------------|-------------------|
| PRODUCTION EQUIP INSTALLATION | G&A FABRICATION LLC | 7,639.96 | 0.100000000 | 764.00 |
| PRODUCTION EQUIP INSTALLATION | G&A FABRICATION LLC | 1,387.64 | 0.100000000 | 138.76 |
| PRODUCTION EQUIP INSTALLATION | G&A FABRICATION LLC | 2,890.92 | 0.100000000 | 289.09 |
| PRODUCTION EQUIP INSTALLATION | G&A FABRICATION LLC | 1,965.83 | 0.100000000 | 196.58 |
| PRODUCTION EQUIP INSTALLATION | G&A FABRICATION LLC | 2,890.92 | 0.100000000 | 289.09 |
| PRODUCTION EQUIP INSTALLATION | G&A FABRICATION LLC | 925.09 | 0.100000000 | 92.51 |
| PRODUCTION EQUIP INSTALLATION | G&A FABRICATION LLC | 2,081.46 | 0.100000000 | 208.15 |
| PRODUCTION EQUIP INSTALLATION | G&A FABRICATION LLC | 2,081.46 | 0.100000000 | 208.15 |
| PRODUCTION EQUIP INSTALLATION | G&A FABRICATION LLC | 2,370.56 | 0.100000000 | 237.06 |
| PRODUCTION EQUIP INSTALLATION | G&A FABRICATION LLC | 3,700.43 | 0.100000000 | 370.04 |
| PRODUCTION EQUIP INSTALLATION | G&A FABRICATION LLC | 1,445.48 | 0.100000000 | 144.55 |
| PRODUCTION EQUIP INSTALLATION | G&A FABRICATION LLC | 2,544.02 | 0.100000000 | 254.40 |
| PRODUCTION EQUIP INSTALLATION | G&A FABRICATION LLC | 4,741.17 | 0.100000000 | 474.12 |
| PRODUCTION EQUIP INSTALLATION | G&A FABRICATION LLC | 2,312.74 | 0.100000000 | 231.27 |
| PRODUCTION EQUIP INSTALLATION | TURNCO ENTERPRISES LLC | 1,163.50 | 0.100000000 | 116.35 |
| PRODUCTION EQUIP INSTALLATION | TURNCO ENTERPRISES LLC | 150.00 | 0.100000000 | 15.00 |
| PRODUCTION EQUIP INSTALLATION | TURNCO ENTERPRISES LLC | 300.00 | 0.100000000 | 30.00 |
| PRODUCTION EQUIP INSTALLATION | TURNCO ENTERPRISES LLC | 250.00 | 0.100000000 | 25.00 |
| PRODUCTION EQUIP INSTALLATION | TURNCO ENTERPRISES LLC | 300.00 | 0.100000000 | 30.00 |
| PRODUCTION EQUIP INSTALLATION | TURNCO ENTERPRISES LLC | 250.00 | 0.100000000 | 25.00 |
| PRODUCTION EQUIP INSTALLATION | TURNCO ENTERPRISES LLC | 200.00 | 0.100000000 | 20.00 |
| PRODUCTION EQUIP INSTALLATION | LIBERTY LIFT SOLUTIONS LLC | 1,287.10 | 0.100000000 | 128.71 |
| PRODUCTION EQUIP INSTALLATION | LIBERTY LIFT SOLUTIONS LLC | 1,930.66 | 0.100000000 | 193.07 |
| SERVICE PUMPS | ODESSA PUMPS & EQUIPMENT | 7,177.80 | 0.100000000 | 717.78 |
| Total Equipment Beyond Wellhead Cost | | 248,329.63 | | 24,832.98 |
| 62948000-20 SUBTOTAL | | 1,966,477.25 | | 196,647.72 |
| PROPERTY: 62948000 62948000-30 INLAND 26/23 B2PI STATE COM 1H | | | | |
| <u>Lease Operating Expense</u> | | | | |
| CONTRACT SUPERVISION | PACE OILFIELD SERVICES INC | 5,449.68 | 0.100000000 | 544.97 |
| GATHERING/TREATING/DEHYDRATION | ATCHAFALAYA MEASUREME | 1,293.80 | 0.100000000 | 129.38 |
| LEASE & FACILITY | MEWBOURNE OIL COMPANY | 362.50 | 0.100000000 | 36.25 |
| LEASE & FACILITY MAINTENANCE | K&S OILFIELD SUPPLIES LLC | 72.92 | 0.100000000 | 7.29 |
| LEASE & FACILITY MAINTENANCE | K&S OILFIELD SUPPLIES LLC | 119.42 | 0.100000000 | 11.94 |
| LEASE & FACILITY MAINTENANCE | TURNCO ENTERPRISES LLC | 350.00 | 0.100000000 | 35.00 |
| LEASE & FACILITY MAINTENANCE | TURNCO ENTERPRISES LLC | 350.00 | 0.100000000 | 35.00 |
| LEASE & FACILITY MAINTENANCE | TURNCO ENTERPRISES LLC | 600.00 | 0.100000000 | 60.00 |
| OVERHEAD-FIXED RATE | MEWBOURNE OIL COMPANY | 881.16 | 0.100000000 | 88.12 |
| PRIME MOVER / PUMP MAINTENANCE | HR COMPRESSION & SERVICE | 200.29 | 0.100000000 | 20.03 |
| PUMPING | MEWBOURNE OIL COMPANY | 850.00 | 0.100000000 | 85.00 |
| PUMPING | MEWBOURNE OIL COMPANY | 850.00 | 0.100000000 | 85.00 |
| SALT WATER DISPOSAL | NGL WATER SOLUTIONS PERM | 264.90 | 0.100000000 | 26.49 |

03-31-2021

093

MEWBOURNE OIL COMPANY

Page 19

SIANA OIL & GAS CO, LLC
TOM M RAGSDALE
400 N SAM HOUSTON PKWY EAST, STE 601
HOUSTON, TX 77060

INVOICE NO.: 202103-16514

INVOICE DATE: 3-31-2021

OWNER: 035904-1

BILLING FOR: March 2021

| REFERENCE/DESCRIPTION OF CHARGES | | GROSS CHARGES | WORKING INTEREST | NET CHARGE |
|------------------------------------|---------------------------|---------------|------------------|------------|
| SALT WATER DISPOSAL | QATAR LLC | 193.76 | 0.100000000 | 19.38 |
| SALT WATER DISPOSAL | QATAR LLC | 1,259.46 | 0.100000000 | 125.95 |
| WELL EQUIPMENT-SURFACE | K&S OILFIELD SUPPLIES LLC | 2,416.33 | 0.100000000 | 241.63 |
| Total Lease Operating Expense Cost | | 15,514.22 | | 1,551.43 |

62948000-30 SUBTOTAL

15,514.22

1,551.43

PROPERTY 62948000 TOTAL

2,007,029.63

200,702.96

62948000PREPAYMENTS

-200,702.96

PROPERTY: 62958000 62958000-20 GAZELLE 22 B3MD FED COM 1H

Equipment Beyond Wellhead

| | | | | |
|--------------------------------------|---------------|----------|-------------|--------|
| AUTOMATION METERING EQUIPMENT | TANKLOGIX LLC | 1,200.00 | 0.196991940 | 236.39 |
| Total Equipment Beyond Wellhead Cost | | 1,200.00 | | 236.39 |

62958000-20 SUBTOTAL

1,200.00

236.39

PROPERTY: 62958000 62958000-30 GAZELLE 22 B3MD FED COM 1H

Lease Operating Expense

| | | | | |
|---|-----------------------------|----------|-------------|--------|
| AUTOMATION MAINTENANCE | AMERICAN MILLENNIUM COR | 12.85 | 0.196991940 | 2.53 |
| AUTOMATION MAINTENANCE | TANKLOGIX LLC | 126.22 | 0.196991940 | 24.87 |
| AUTOMATION MAINTENANCE | TANKLOGIX LLC | 130.76 | 0.196991940 | 25.77 |
| AUTOMATION MAINTENANCE | TANKLOGIX LLC | 130.76 | 0.196991940 | 25.77 |
| AUTOMATION MAINTENANCE | TANKLOGIX LLC | 9.79 | 0.196991940 | 1.94 |
| AUTOMATION MAINTENANCE | TANKLOGIX LLC | 13.14 | 0.196991940 | 2.60 |
| AUTOMATION MAINTENANCE | TANKLOGIX LLC | 6.04 | 0.196991940 | 1.19 |
| CHEMICALS-WATER TREATING | EPDI | 598.13 | 0.196991940 | 117.83 |
| CHEMICALS-WATER TREATING | EPDI | 163.34 | 0.196991940 | 32.18 |
| CHEMICALS-WATER TREATING | EPDI | 320.93 | 0.196991940 | 63.22 |
| COMPANY SUPERVISION | MEWBOURNE OIL COMPANY | 293.75 | 0.196991940 | 57.86 |
| COMPRESSOR MAINTENANCE | TRINITY OILFIELD SERVICES & | 348.15 | 0.196991940 | 68.58 |
| EMISSIONS CONTROL EQUIPMENT MAINTENANCE | G&A FABRICATION LLC | 76.19 | 0.196991940 | 15.01 |
| EMISSIONS CONTROL EQUIPMENT MAINTENANCE | G&A FABRICATION LLC | 76.19 | 0.196991940 | 15.01 |
| EMISSIONS CONTROL EQUIPMENT MAINTENANCE | G&A FABRICATION LLC | 76.19 | 0.196991940 | 15.01 |
| FUEL/ POWER / ELECTRICAL | XCEL ENERGY | 243.25 | 0.196991940 | 47.93 |
| FUEL/ POWER / ELECTRICAL | PILOT THOMAS LOGISTICS LL | 14.03 | 0.196991940 | 2.76 |
| FUEL/ POWER / ELECTRICAL | PILOT THOMAS LOGISTICS LL | 119.04 | 0.196991940 | 23.45 |
| FUEL/ POWER / ELECTRICAL | PILOT THOMAS LOGISTICS LL | 41.50 | 0.196991940 | 8.18 |
| GATHERING/TREATING/DEHYDRATION | NGL WATER SOLUTIONS PERM | 2,400.00 | 0.196991940 | 472.78 |
| LEASE & FACILITY | MEWBOURNE OIL COMPANY | 181.25 | 0.196991940 | 35.71 |
| LEASE & FACILITY MAINTENANCE | GARNER PUMP & SUPPLY INC | 18.72 | 0.196991940 | 3.69 |
| LEASE & FACILITY MAINTENANCE | GARNER PUMP & SUPPLY INC | 11.12 | 0.196991940 | 2.19 |
| LEASE & FACILITY MAINTENANCE | GARNER PUMP & SUPPLY INC | 43.25 | 0.196991940 | 8.53 |
| LEASE & FACILITY MAINTENANCE | GARNER PUMP & SUPPLY INC | 2.34 | 0.196991940 | 0.46 |
| LEASE & FACILITY MAINTENANCE | GARNER PUMP & SUPPLY INC | 9.70 | 0.196991940 | 1.92 |

03-31-2021

094

MEWBOURNE OIL COMPANY

Page 20

SIANA OIL & GAS CO, LLC
TOM M RAGSDALE
400 N SAM HOUSTON PKWY EAST, STE 601
HOUSTON, TX 77060

INVOICE NO.: 202103-16514

INVOICE DATE: 3-31-2021

OWNER: 035904-1

BILLING FOR: March 2021

| REFERENCE/DESCRIPTION OF CHARGES | | GROSS CHARGES | WORKING INTEREST | NET CHARGE |
|------------------------------------|-----------------------------|---------------|------------------|------------|
| LEASE & FACILITY MAINTENANCE | K&S OILFIELD SUPPLIES LLC | 13.24 | 0.196991940 | 2.61 |
| LEASE & FACILITY MAINTENANCE | MPS ENTERPRISES INC | 733.26 | 0.196991940 | 144.45 |
| LEASE & FACILITY MAINTENANCE | MPS ENTERPRISES INC | 48.60 | 0.196991940 | 9.57 |
| LEASE & FACILITY MAINTENANCE | MPS ENTERPRISES INC | 39.30 | 0.196991940 | 7.74 |
| LEASE & FACILITY MAINTENANCE | MPS ENTERPRISES INC | 11.45 | 0.196991940 | 2.25 |
| LEASE & FACILITY MAINTENANCE | MPS ENTERPRISES INC | 53.19 | 0.196991940 | 10.48 |
| LEASE & FACILITY MAINTENANCE | TURNCO ENTERPRISES LLC | 17.86 | 0.196991940 | 3.52 |
| LEASE & FACILITY MAINTENANCE | TURNCO ENTERPRISES LLC | 17.86 | 0.196991940 | 3.52 |
| LEASE & FACILITY MAINTENANCE | TURNCO ENTERPRISES LLC | 21.43 | 0.196991940 | 4.22 |
| LEASE & FACILITY MAINTENANCE | TURNCO ENTERPRISES LLC | 10.72 | 0.196991940 | 2.11 |
| LEASE & FACILITY MAINTENANCE | TURNCO ENTERPRISES LLC | 27.60 | 0.196991940 | 5.44 |
| LEASE & FACILITY MAINTENANCE | TURNCO ENTERPRISES LLC | 54.00 | 0.196991940 | 10.64 |
| LEASE & FACILITY MAINTENANCE | TURNCO ENTERPRISES LLC | 71.76 | 0.196991940 | 14.13 |
| LEASE & FACILITY MAINTENANCE | TRINITY OILFIELD SERVICES & | 46.16 | 0.196991940 | 9.10 |
| LEASE & FACILITY MAINTENANCE | EP&S LLC | 46.34 | 0.196991940 | 9.13 |
| LEASE & FACILITY MAINTENANCE | EP&S LLC | 14.28 | 0.196991940 | 2.82 |
| LEASE & FACILITY MAINTENANCE | LIMESTONE BASIN PROPERTIE | 250.00 | 0.196991940 | 49.25 |
| MISCELLANEOUS EQUIPMENT RENTAL | MEWBOURNE OIL COMPANY | 219.52 | 0.196991940 | 43.24 |
| OVERHEAD-FIXED RATE | MEWBOURNE OIL COMPANY | 881.16 | 0.196991940 | 173.58 |
| PRIME MOVER / PUMP MAINTENANCE | ODESSA PUMPS & EQUIPMENT | 797.52 | 0.196991940 | 157.11 |
| PRIME MOVER / PUMP MAINTENANCE | HR COMPRESSION & SERVICE | 40.30 | 0.196991940 | 7.94 |
| PRIME MOVER / PUMP MAINTENANCE | HR COMPRESSION & SERVICE | 13.96 | 0.196991940 | 2.75 |
| PROFESSIONAL SERVICES | RRC SURVEYING LLC | 172.51 | 0.196991940 | 33.99 |
| PUMPING | MEWBOURNE OIL COMPANY | 850.00 | 0.196991940 | 167.44 |
| PUMPING | MEWBOURNE OIL COMPANY | 425.00 | 0.196991940 | 83.72 |
| RENTAL SERVICES | KODIAK GAS SERVICES LLC | 4,917.51 | 0.196991940 | 968.71 |
| SALT WATER DISPOSAL | LIMESTONE BASIN PROPERTIE | 7.38 | 0.196991940 | 1.46 |
| Total Lease Operating Expense Cost | | 15,268.54 | | 3,007.89 |

62958000-30 SUBTOTAL

15,268.54

3,007.89

PROPERTY 62958000 TOTAL

16,468.54

3,244.28

PROPERTY: 72076000 72076000-10 INLAND 26/23 B2OJ STATE COM 1H

Intangible Well Cost

| | | | | |
|------------------------------|----------------------------|----------|-------------|--------|
| EQUIPMENT RENTAL | MAN WELDING SERVICE | 1,055.00 | 0.100000000 | 105.50 |
| EQUIPMENT RENTAL | LA ENTERPRISE SERVICES INC | 1,692.51 | 0.100000000 | 169.25 |
| EQUIPMENT RENTAL | OIL PATCH GROUP INC | 5,776.13 | 0.100000000 | 577.61 |
| EQUIPMENT RENTAL | OIL PATCH GROUP INC | 6,798.56 | 0.100000000 | 679.86 |
| INSPECTION & REPAIR SERVICES | WELLBORE INTEGRITY SOLUT | 196.80 | 0.100000000 | 19.68 |
| INSPECTION & REPAIR SERVICES | WELLBORE INTEGRITY SOLUT | 5,098.16 | 0.100000000 | 509.82 |
| INSPECTION & REPAIR SERVICES | WELLBORE INTEGRITY SOLUT | 5,106.66 | 0.100000000 | 510.66 |
| INTANGIBLE SUPPLIES | WELLBORE INTEGRITY SOLUT | 4,618.67 | 0.100000000 | 461.87 |
| LOCATION / RESTORATION | DIAMONDBACK DISPOSAL SEI | 3,253.08 | 0.100000000 | 325.31 |

03-31-2021

095

MEWBOURNE OIL COMPANY

Page 21

SIANA OIL & GAS CO, LLC
TOM M RAGSDALE
400 N SAM HOUSTON PKWY EAST, STE 601
HOUSTON, TX 77060

INVOICE NO.: 202103-16514

INVOICE DATE: 3-31-2021

OWNER: 035904-1

BILLING FOR: March 2021

| REFERENCE/DESCRIPTION OF CHARGES | | GROSS CHARGES | WORKING INTEREST | NET CHARGE |
|----------------------------------|----------------------------|---------------|------------------|------------|
| LOCATION / RESTORATION | DUKE OILFIELD SERVICES LLC | 342.88 | 0.100000000 | 34.29 |
| LOCATION / RESTORATION | DUKE OILFIELD SERVICES LLC | 9,120.48 | 0.100000000 | 912.05 |
| LOCATION / RESTORATION | R360 ENVIRONMENTAL SOLUT | 822.90 | 0.100000000 | 82.29 |
| LOCATION / RESTORATION | QATAR LLC | 3,358.55 | 0.100000000 | 335.86 |
| MUD / CHEMICAL / ADDITIVES | MEWBOURNE OIL COMPANY-I | 12,634.44 | 0.100000000 | 1,263.44 |
| TRANSPORTATION | L & R WELL SERVICE INC | 1,017.20 | 0.100000000 | 101.72 |
| WATER AND OTHER | DUKE OILFIELD SERVICES LLC | 596.60 | 0.100000000 | 59.66 |
| Total Intangible Well Cost Cost | | 61,488.62 | | 6,148.87 |

72076000-10 SUBTOTAL

61,488.62

6,148.87

PROPERTY: 72076000 72076000-20 INLAND 26/23 B2OJ STATE COM 1H

Intangible Well Cost

| | | | | |
|---------------------------------|----------------------------|------------|-------------|-----------|
| COMPANY SUPERVISION | MEWBOURNE OIL COMPANY | 1,175.00 | 0.100000000 | 117.50 |
| COMPANY SUPERVISION | MEWBOURNE OIL COMPANY | 2,937.50 | 0.100000000 | 293.75 |
| COMPANY SUPERVISION | MEWBOURNE OIL COMPANY | 2,937.50 | 0.100000000 | 293.75 |
| COMPANY SUPERVISION | MEWBOURNE OIL COMPANY | 3,231.25 | 0.100000000 | 323.13 |
| COMPANY SUPERVISION | MEWBOURNE OIL COMPANY | 1,175.00 | 0.100000000 | 117.50 |
| COMPANY SUPERVISION | MEWBOURNE OIL COMPANY | 6,168.75 | 0.100000000 | 616.87 |
| CONTRACT SERVICES & SUPERVISION | SDS PETROLEUM CONSULTAN | 5,538.75 | 0.100000000 | 553.87 |
| CONTRACT SERVICES & SUPERVISION | SDS PETROLEUM CONSULTAN | 3,956.25 | 0.100000000 | 395.63 |
| CONTRACT SERVICES & SUPERVISION | SDS PETROLEUM CONSULTAN | 6,330.00 | 0.100000000 | 633.00 |
| EQUIPMENT RENTAL | G&A FABRICATION LLC | 567.68 | 0.100000000 | 56.77 |
| EQUIPMENT RENTAL | G&A FABRICATION LLC | 189.23 | 0.100000000 | 18.92 |
| EQUIPMENT RENTAL | G&A FABRICATION LLC | 94.62 | 0.100000000 | 9.46 |
| FUEL | ROLFSON OIL LLC | 230,618.94 | 0.100000000 | 23,061.89 |
| HORIZONTAL DRILLOUT SERVICES | DIVINE WIRELINE SOLUTIONS | 5,191.09 | 0.100000000 | 519.11 |
| LOCATION / RESTORATION | DIVERSIFIED FIELD SERVICES | 206.78 | 0.100000000 | 20.68 |
| LOCATION / RESTORATION | DUKE OILFIELD SERVICES LLC | 158.25 | 0.100000000 | 15.82 |
| LOCATION / RESTORATION | DUKE OILFIELD SERVICES LLC | 137.15 | 0.100000000 | 13.71 |
| LOCATION / RESTORATION | DUKE OILFIELD SERVICES LLC | 211.00 | 0.100000000 | 21.10 |
| LOCATION / RESTORATION | LEA LAND LLC | 259.74 | 0.100000000 | 25.97 |
| LOCATION / RESTORATION | R360 ENVIRONMENTAL SOLUT | 506.39 | 0.100000000 | 50.64 |
| LOCATION / RESTORATION | R360 ENVIRONMENTAL SOLUT | 319.66 | 0.100000000 | 31.96 |
| LOCATION / RESTORATION | R360 ENVIRONMENTAL SOLUT | 319.66 | 0.100000000 | 31.96 |
| LOCATION / RESTORATION | AMERICAWEST ENERGY SERV | 375.00 | 0.100000000 | 37.50 |
| LOGGING & WIRELINE SERVICES | HALLIBURTON ENERGY SERV | 30,093.70 | 0.100000000 | 3,009.37 |
| LOGGING & WIRELINE SERVICES | RWLS LLC DBA RENEGADE SE | 152,902.00 | 0.100000000 | 15,290.20 |
| LOGGING & WIRELINE SERVICES | REPEAT PRECISION LLC | 9,461.25 | 0.100000000 | 946.12 |
| LOGGING & WIRELINE SERVICES | XTREME CRANE & RIGGING LI | 5,430.00 | 0.100000000 | 543.00 |
| OVERHEAD FIXED RATE | MEWBOURNE OIL COMPANY | 6,923.36 | 0.100000000 | 692.34 |
| REGULATORY PERMITS & SURVEYS | RRC SURVEYING LLC | 1,113.30 | 0.100000000 | 111.33 |
| REGULATORY PERMITS & SURVEYS | PRICE ENERGY CONSULTING I | 1,750.00 | 0.100000000 | 175.00 |

03-31-2021

096

MEWBOURNE OIL COMPANY

Page 22

SIANA OIL & GAS CO, LLC
TOM M RAGSDALE
400 N SAM HOUSTON PKWY EAST, STE 601
HOUSTON, TX 77060

INVOICE NO.: 202103-16514

INVOICE DATE: 3-31-2021

OWNER: 035904-1

BILLING FOR: March 2021

| REFERENCE/DESCRIPTION OF CHARGES | | GROSS CHARGES | WORKING INTEREST | NET CHARGE |
|--|-----------------------------|---------------|------------------|------------|
| STIMULATION | CUDD PRESSURE CONTROL IN | 52,402.34 | 0.100000000 | 5,240.23 |
| STIMULATION | BUTCH'S RAT HOLE & ANCHOR | 76,619.38 | 0.100000000 | 7,661.94 |
| STIMULATION | WELL FOAM INC | 26,847.32 | 0.100000000 | 2,684.73 |
| STIMULATION | UNIVERSAL PRESSURE PUMPI | 882,180.07 | 0.100000000 | 88,218.01 |
| STIMULATION RENTALS & OTHER | SWABCO INC | 2,938.18 | 0.100000000 | 293.82 |
| STIMULATION RENTALS & OTHER | L & E SERVICES LLC | 1,158.50 | 0.100000000 | 115.85 |
| STIMULATION RENTALS & OTHER | GUNS UP SERVICES | 5,215.39 | 0.100000000 | 521.54 |
| STIMULATION RENTALS & OTHER | OIL STATES ENERGY SERVICE | 35,293.33 | 0.100000000 | 3,529.33 |
| STIMULATION RENTALS & OTHER | TRINITY OILFIELD SERVICES & | 5,052.82 | 0.100000000 | 505.28 |
| WATER AND OTHER | NOVA TRUCKING LLC | 342.87 | 0.100000000 | 34.28 |
| WATER AND OTHER | JES ENERGY LLC | 553.87 | 0.100000000 | 55.39 |
| WELDING / CONSTRUCTION / MAINT. SERVICES | MEWBOURNE OIL COMPANY | 4,893.75 | 0.100000000 | 489.37 |
| Total Intangible Well Cost Cost | | 1,573,776.62 | | 157,377.62 |
| <u>Tangible Well Cost</u> | | | | |
| TUBING HEAD & UPPER SECTION | DIVINE WIRELINE SOLUTIONS | 11,107.86 | 0.100000000 | 1,110.79 |
| Total Tangible Well Cost Cost | | 11,107.86 | | 1,110.79 |
| <u>Equipment Beyond Wellhead</u> | | | | |
| AUTOMATION METERING EQUIPMENT | INGRAM PROFESSIONAL SERV | 6,967.49 | 0.100000000 | 696.75 |
| AUTOMATION METERING EQUIPMENT | INGRAM PROFESSIONAL SERV | 24,323.93 | 0.100000000 | 2,432.39 |
| AUTOMATION METERING EQUIPMENT | TANKLOGIX LLC | 384.19 | 0.100000000 | 38.42 |
| ELECTRICAL INSTALLATIONS | INGRAM PROFESSIONAL SERV | 17,605.66 | 0.100000000 | 1,760.57 |
| FITTINGS / VALVES & ACCESSORIES | JET SPECIALTY & SUPPLY INC | 117,452.81 | 0.100000000 | 11,745.28 |
| FITTINGS / VALVES & ACCESSORIES | JET SPECIALTY & SUPPLY INC | 1,640.00 | 0.100000000 | 164.00 |
| FITTINGS / VALVES & ACCESSORIES | JET SPECIALTY & SUPPLY INC | 99.96 | 0.100000000 | 10.00 |
| FITTINGS / VALVES & ACCESSORIES | JET SPECIALTY & SUPPLY INC | 498.11 | 0.100000000 | 49.81 |
| FITTINGS / VALVES & ACCESSORIES | JET SPECIALTY & SUPPLY INC | 71.43 | 0.100000000 | 7.14 |
| FITTINGS / VALVES & ACCESSORIES | CUSTOM WELDING OF HOBBS | 2,128.18 | 0.100000000 | 212.82 |
| FITTINGS / VALVES & ACCESSORIES | GARNER PUMP & SUPPLY INC | 47.13 | 0.100000000 | 4.71 |
| FITTINGS / VALVES & ACCESSORIES | GARNER PUMP & SUPPLY INC | 157.62 | 0.100000000 | 15.76 |
| FITTINGS / VALVES & ACCESSORIES | K&S OILFIELD SUPPLIES LLC | 281.24 | 0.100000000 | 28.12 |
| FITTINGS / VALVES & ACCESSORIES | MPS ENTERPRISES INC | 1,795.10 | 0.100000000 | 179.51 |
| FITTINGS / VALVES & ACCESSORIES | EP&S LLC | 44.69 | 0.100000000 | 4.47 |
| PRODUCTION EQUIP INSTALLATION | DIVERSIFIED FIELD SERVICES | 1,292.37 | 0.100000000 | 129.24 |
| PRODUCTION EQUIP INSTALLATION | DIVERSIFIED FIELD SERVICES | 3,186.10 | 0.100000000 | 318.61 |
| PRODUCTION EQUIP INSTALLATION | DIVERSIFIED FIELD SERVICES | 3,650.30 | 0.100000000 | 365.03 |
| PRODUCTION EQUIP INSTALLATION | DIVERSIFIED FIELD SERVICES | 1,055.00 | 0.100000000 | 105.50 |
| PRODUCTION EQUIP INSTALLATION | G&A FABRICATION LLC | 1,329.84 | 0.100000000 | 132.98 |
| PRODUCTION EQUIP INSTALLATION | G&A FABRICATION LLC | 1,908.03 | 0.100000000 | 190.80 |
| PRODUCTION EQUIP INSTALLATION | G&A FABRICATION LLC | 1,918.54 | 0.100000000 | 191.85 |
| PRODUCTION EQUIP INSTALLATION | G&A FABRICATION LLC | 3,064.41 | 0.100000000 | 306.44 |
| PRODUCTION EQUIP INSTALLATION | G&A FABRICATION LLC | 2,725.39 | 0.100000000 | 272.54 |
| PRODUCTION EQUIP INSTALLATION | G&A FABRICATION LLC | 2,717.50 | 0.100000000 | 271.75 |

03-31-2021

097

MEWBOURNE OIL COMPANY

Page 23

SIANA OIL & GAS CO, LLC
TOM M RAGSDALE
400 N SAM HOUSTON PKWY EAST, STE 601
HOUSTON, TX 77060

INVOICE NO.: 202103-16514

INVOICE DATE: 3-31-2021

OWNER: 035904-1

BILLING FOR: March 2021

| REFERENCE/DESCRIPTION OF CHARGES | | GROSS CHARGES | WORKING INTEREST | NET CHARGE |
|--------------------------------------|----------------------------|---------------|------------------|------------|
| PRODUCTION EQUIP INSTALLATION | G&A FABRICATION LLC | 7,639.96 | 0.100000000 | 764.00 |
| PRODUCTION EQUIP INSTALLATION | G&A FABRICATION LLC | 1,387.66 | 0.100000000 | 138.77 |
| PRODUCTION EQUIP INSTALLATION | G&A FABRICATION LLC | 2,890.96 | 0.100000000 | 289.10 |
| PRODUCTION EQUIP INSTALLATION | G&A FABRICATION LLC | 1,965.85 | 0.100000000 | 196.58 |
| PRODUCTION EQUIP INSTALLATION | G&A FABRICATION LLC | 2,890.96 | 0.100000000 | 289.10 |
| PRODUCTION EQUIP INSTALLATION | G&A FABRICATION LLC | 925.11 | 0.100000000 | 92.51 |
| PRODUCTION EQUIP INSTALLATION | G&A FABRICATION LLC | 2,081.49 | 0.100000000 | 208.15 |
| PRODUCTION EQUIP INSTALLATION | G&A FABRICATION LLC | 2,081.49 | 0.100000000 | 208.15 |
| PRODUCTION EQUIP INSTALLATION | G&A FABRICATION LLC | 2,370.58 | 0.100000000 | 237.06 |
| PRODUCTION EQUIP INSTALLATION | G&A FABRICATION LLC | 3,700.38 | 0.100000000 | 370.04 |
| PRODUCTION EQUIP INSTALLATION | G&A FABRICATION LLC | 1,445.46 | 0.100000000 | 144.54 |
| PRODUCTION EQUIP INSTALLATION | G&A FABRICATION LLC | 2,544.04 | 0.100000000 | 254.40 |
| PRODUCTION EQUIP INSTALLATION | G&A FABRICATION LLC | 4,741.12 | 0.100000000 | 474.11 |
| PRODUCTION EQUIP INSTALLATION | G&A FABRICATION LLC | 2,312.77 | 0.100000000 | 231.28 |
| PRODUCTION EQUIP INSTALLATION | TURNCO ENTERPRISES LLC | 1,163.50 | 0.100000000 | 116.35 |
| PRODUCTION EQUIP INSTALLATION | TURNCO ENTERPRISES LLC | 150.00 | 0.100000000 | 15.00 |
| PRODUCTION EQUIP INSTALLATION | TURNCO ENTERPRISES LLC | 300.00 | 0.100000000 | 30.00 |
| PRODUCTION EQUIP INSTALLATION | TURNCO ENTERPRISES LLC | 250.00 | 0.100000000 | 25.00 |
| PRODUCTION EQUIP INSTALLATION | TURNCO ENTERPRISES LLC | 300.00 | 0.100000000 | 30.00 |
| PRODUCTION EQUIP INSTALLATION | TURNCO ENTERPRISES LLC | 250.00 | 0.100000000 | 25.00 |
| PRODUCTION EQUIP INSTALLATION | TURNCO ENTERPRISES LLC | 200.00 | 0.100000000 | 20.00 |
| PRODUCTION EQUIP INSTALLATION | LIBERTY LIFT SOLUTIONS LLC | 1,287.10 | 0.100000000 | 128.71 |
| PRODUCTION EQUIP INSTALLATION | LIBERTY LIFT SOLUTIONS LLC | 1,930.65 | 0.100000000 | 193.07 |
| SERVICE PUMPS | ODESSA PUMPS & EQUIPMENT | 7,177.80 | 0.100000000 | 717.78 |
| Total Equipment Beyond Wellhead Cost | | 248,331.90 | | 24,833.19 |

72076000-20 SUBTOTAL

1,833,216.38

183,321.60

PROPERTY: 72076000 72076000-30 INLAND 26/23 B2OJ STATE COM 1H

Lease Operating Expense

| | | | | |
|--------------------------------|----------------------------|----------|-------------|--------|
| CONTRACT SUPERVISION | PACE OILFIELD SERVICES INC | 4,909.34 | 0.100000000 | 490.93 |
| LEASE & FACILITY | MEWBOURNE OIL COMPANY | 362.50 | 0.100000000 | 36.25 |
| LEASE & FACILITY | MEWBOURNE OIL COMPANY | 181.25 | 0.100000000 | 18.12 |
| LEASE & FACILITY | MEWBOURNE OIL COMPANY | 725.00 | 0.100000000 | 72.50 |
| LEASE & FACILITY | MEWBOURNE OIL COMPANY | 725.00 | 0.100000000 | 72.50 |
| LEASE & FACILITY MAINTENANCE | K&S OILFIELD SUPPLIES LLC | 72.96 | 0.100000000 | 7.30 |
| LEASE & FACILITY MAINTENANCE | K&S OILFIELD SUPPLIES LLC | 119.43 | 0.100000000 | 11.94 |
| LEASE & FACILITY MAINTENANCE | TURNCO ENTERPRISES LLC | 350.00 | 0.100000000 | 35.00 |
| LEASE & FACILITY MAINTENANCE | TURNCO ENTERPRISES LLC | 350.00 | 0.100000000 | 35.00 |
| LEASE & FACILITY MAINTENANCE | TURNCO ENTERPRISES LLC | 600.00 | 0.100000000 | 60.00 |
| OVERHEAD-FIXED RATE | MEWBOURNE OIL COMPANY | 881.16 | 0.100000000 | 88.12 |
| PRIME MOVER / PUMP MAINTENANCE | HR COMPRESSION & SERVICE | 200.27 | 0.100000000 | 20.03 |
| PUMPING | MEWBOURNE OIL COMPANY | 850.00 | 0.100000000 | 85.00 |

03-31-2021

098

MEWBOURNE OIL COMPANY

Page 24

SIANA OIL & GAS CO, LLC
TOM M RAGSDALE
400 N SAM HOUSTON PKWY EAST, STE 601
HOUSTON, TX 77060

INVOICE NO.: 202103-16514
INVOICE DATE: 3-31-2021
OWNER: 035904-1
BILLING FOR: March 2021

| REFERENCE/DESCRIPTION OF CHARGES | | GROSS CHARGES | WORKING INTEREST | NET CHARGE |
|--|-----------------------------|---------------------|-------------------|--------------------|
| PUMPING | MEWBOURNE OIL COMPANY | 850.00 | 0.100000000 | 85.00 |
| SALT WATER DISPOSAL | NGL WATER SOLUTIONS PERM | 264.89 | 0.100000000 | 26.49 |
| SALT WATER DISPOSAL | QATAR LLC | 1,259.45 | 0.100000000 | 125.95 |
| WELL EQUIPMENT-SURFACE | K&S OILFIELD SUPPLIES LLC | 2,416.41 | 0.100000000 | 241.64 |
| Total Lease Operating Expense Cost | | 15,117.66 | | 1,511.77 |
| 72076000-30 SUBTOTAL | | 15,117.66 | 1,511.77 | |
| PROPERTY 72076000 TOTAL | | 1,909,822.66 | 190,982.24 | |
| 72076000PREPAYMENTS | | | | -190,982.24 |
| PROPERTY: 72185000 72185000-20 CREEDENCE 21/16 W0FC ST COM 4H | | | | |
| <u>Intangible Well Cost</u> | | | | |
| LOGGING & WIRELINE SERVICES | RWLS LLC DBA RENEGADE SE | 228,471.94 | 0.006363620 | 1,453.91 |
| Total Intangible Well Cost Cost | | 228,471.94 | | 1,453.91 |
| <u>Equipment Beyond Wellhead</u> | | | | |
| AUTOMATION METERING EQUIPMENT | CONTROL EQUIPMENT INC | 2,858.80 | 0.006363620 | 18.19 |
| AUTOMATION METERING EQUIPMENT | INGRAM PROFESSIONAL SERV | 1,201.55 | 0.006363620 | 7.65 |
| AUTOMATION METERING EQUIPMENT | TRINITY OILFIELD SERVICES & | 241.06 | 0.006363620 | 1.53 |
| ELECTRICAL INSTALLATIONS | INGRAM PROFESSIONAL SERV | 5,135.98 | 0.006363620 | 32.68 |
| ELECTRICAL INSTALLATIONS | INGRAM PROFESSIONAL SERV | 554.22 | 0.006363620 | 3.53 |
| FITTINGS / VALVES & ACCESSORIES | KEYSTONE PUMP & SUPPLY LI | 935.37 | 0.006363620 | 5.95 |
| PRODUCTION EQUIP INSTALLATION | JUSTIN WILSON | 352.28 | 0.006363620 | 2.24 |
| PRODUCTION EQUIP INSTALLATION | TRINITY OILFIELD SERVICES & | 397.35 | 0.006363620 | 2.53 |
| PRODUCTION EQUIP INSTALLATION | TRINITY OILFIELD SERVICES & | 445.03 | 0.006363620 | 2.83 |
| Total Equipment Beyond Wellhead Cost | | 12,121.64 | | 77.13 |
| 72185000-20 SUBTOTAL | | 240,593.58 | 1,531.04 | |
| PROPERTY: 72185000 72185000-30 CREEDENCE 21/16 W0FC ST COM 4H | | | | |
| <u>Lease Operating Expense</u> | | | | |
| AUTOMATION MAINTENANCE | AMERICAN MILLENNIUM COR | 6.43 | 0.006363620 | 0.04 |
| AUTOMATION MAINTENANCE | TANKLOGIX LLC | 164.43 | 0.006363620 | 1.05 |
| AUTOMATION MAINTENANCE | TANKLOGIX LLC | 500.48 | 0.006363620 | 3.19 |
| CHEMICALS-CORROSION TREATING | T&J VALVE | 84.07 | 0.006363620 | 0.53 |
| CHEMICALS-CORROSION TREATING | IMPERATIVE CHEMICAL PART | 625.03 | 0.006363620 | 3.98 |
| CHEMICALS-CORROSION TREATING | IMPERATIVE CHEMICAL PART | 312.48 | 0.006363620 | 1.99 |
| CHEMICALS-WATER TREATING | INGRAM PROFESSIONAL SERV | 593.11 | 0.006363620 | 3.77 |
| CHEMICALS-WATER TREATING | TANKLOGIX LLC | 659.60 | 0.006363620 | 4.20 |
| CHEMICALS-WATER TREATING | EPDI | 2,229.93 | 0.006363620 | 14.19 |
| CHEMICALS-WATER TREATING | EPDI | 817.26 | 0.006363620 | 5.20 |
| CHEMICALS-WATER TREATING | EPDI | 2,514.91 | 0.006363620 | 16.00 |
| COMPANY SUPERVISION | MEWBOURNE OIL COMPANY | 293.75 | 0.006363620 | 1.87 |
| COMPANY SUPERVISION | MEWBOURNE OIL COMPANY | 1,468.75 | 0.006363620 | 9.35 |
| COMPANY SUPERVISION | MEWBOURNE OIL COMPANY | 1,175.00 | 0.006363620 | 7.48 |

03-31-2021

099

MEWBOURNE OIL COMPANY

Page 25

SIANA OIL & GAS CO, LLC
TOM M RAGSDALE
400 N SAM HOUSTON PKWY EAST, STE 601
HOUSTON, TX 77060

INVOICE NO.: 202103-16514

INVOICE DATE: 3-31-2021

OWNER: 035904-1

BILLING FOR: March 2021

| REFERENCE/DESCRIPTION OF CHARGES | | GROSS CHARGES | WORKING INTEREST | NET CHARGE |
|---|---------------------------|------------------|---------------------|---------------|
| COMPRESSOR MAINTENANCE | GAS WELL SERVICES INC | 132.74 | 0.006363620 | 0.84 |
| CONTRACT SUPERVISION | TURNCO ENTERPRISES LLC | 1,511.25 | 0.006363620 | 9.62 |
| CONTRACT SUPERVISION | TURNCO ENTERPRISES LLC | 1,601.25 | 0.006363620 | 10.19 |
| CONTRACT SUPERVISION | TURNCO ENTERPRISES LLC | 1,685.25 | 0.006363620 | 10.72 |
| CONTRACT SUPERVISION | TURNCO ENTERPRISES LLC | 1,601.25 | 0.006363620 | 10.19 |
| CONTRACT SUPERVISION | TURNCO ENTERPRISES LLC | 66.25 | 0.006363620 | 0.42 |
| CONTRACT SUPERVISION | TURNCO ENTERPRISES LLC | 66.25 | 0.006363620 | 0.42 |
| CONTRACT SUPERVISION | TURNCO ENTERPRISES LLC | 1,486.87 | 0.006363620 | 9.46 |
| CONTRACT SUPERVISION | TURNCO ENTERPRISES LLC | 114.37 | 0.006363620 | 0.73 |
| CONTRACT SUPERVISION | TURNCO ENTERPRISES LLC | 1,685.25 | 0.006363620 | 10.72 |
| CONTRACT SUPERVISION | TURNCO ENTERPRISES LLC | 1,601.25 | 0.006363620 | 10.19 |
| CONTRACT SUPERVISION | TURNCO ENTERPRISES LLC | 1,601.25 | 0.006363620 | 10.19 |
| CONTRACT SUPERVISION | TURNCO ENTERPRISES LLC | 1,611.25 | 0.006363620 | 10.25 |
| CONTRACT SUPERVISION | TURNCO ENTERPRISES LLC | 1,601.25 | 0.006363620 | 10.19 |
| CONTRACT SUPERVISION | D&H TRUCKING | 418.01 | 0.006363620 | 2.66 |
| CONTRACT SUPERVISION | D&H TRUCKING | 418.01 | 0.006363620 | 2.66 |
| EMISSIONS CONTROL EQUIPMENT MAINTENANCE | JUSTIN WILSON | 50.32 | 0.006363620 | 0.32 |
| EMISSIONS CONTROL EQUIPMENT MAINTENANCE | VAPROX LLC | 133.39 | 0.006363620 | 0.85 |
| EMISSIONS CONTROL EQUIPMENT MAINTENANCE | AUTOMATED WELLHEAD COM | 80.54 | 0.006363620 | 0.51 |
| EMISSIONS CONTROL EQUIPMENT MAINTENANCE | AUTOMATED WELLHEAD COM | 32.06 | 0.006363620 | 0.20 |
| EMISSIONS CONTROL EQUIPMENT MAINTENANCE | AUTOMATED WELLHEAD COM | 42.39 | 0.006363620 | 0.27 |
| EMISSIONS CONTROL EQUIPMENT MAINTENANCE | AUTOMATED WELLHEAD COM | 79.48 | 0.006363620 | 0.51 |
| EMISSIONS CONTROL EQUIPMENT MAINTENANCE | AUTOMATED WELLHEAD COM | 109.94 | 0.006363620 | 0.70 |
| EMISSIONS CONTROL EQUIPMENT MAINTENANCE | AUTOMATED WELLHEAD COM | 208.16 | 0.006363620 | 1.32 |
| EMISSIONS CONTROL EQUIPMENT MAINTENANCE | AUTOMATED WELLHEAD COM | 84.78 | 0.006363620 | 0.54 |
| GATHERING/TREATING/DEHYDRATION | GAS WELL SERVICES INC | 143.94 | 0.006363620 | 0.92 |
| GATHERING/TREATING/DEHYDRATION | GAS WELL SERVICES INC | 77.51 | 0.006363620 | 0.49 |
| LEASE & FACILITY | MEWBOURNE OIL COMPANY | 362.50 | 0.006363620 | 2.31 |
| LEASE & FACILITY | MEWBOURNE OIL COMPANY | 362.50 | 0.006363620 | 2.31 |
| LEASE & FACILITY | MEWBOURNE OIL COMPANY | 181.25 | 0.006363620 | 1.15 |
| LEASE & FACILITY | MEWBOURNE OIL COMPANY | 725.00 | 0.006363620 | 4.61 |
| LEASE & FACILITY MAINTENANCE | KEYSTONE PUMP & SUPPLY LI | 337.82 | 0.006363620 | 2.15 |
| LEASE & FACILITY MAINTENANCE | KEYSTONE PUMP & SUPPLY LI | 685.59 | 0.006363620 | 4.36 |
| LEASE & FACILITY MAINTENANCE | KEYSTONE PUMP & SUPPLY LI | 260.06 | 0.006363620 | 1.66 |
| LEASE & FACILITY MAINTENANCE | KEYSTONE PUMP & SUPPLY LI | 64.02 | 0.006363620 | 0.41 |
| LEASE & FACILITY MAINTENANCE | STANDARD OIL FIELD SUPPLY | 18.06 | 0.006363620 | 0.11 |
| LEASE & FACILITY MAINTENANCE | JUSTIN WILSON | 153.63 | 0.006363620 | 0.98 |
| LEASE & FACILITY MAINTENANCE | TURNCO ENTERPRISES LLC | 66.25 | 0.006363620 | 0.42 |
| LEASE & FACILITY MAINTENANCE | QATAR LLC | 96.20 | 0.006363620 | 0.61 |
| MISCELLANEOUS EQUIPMENT RENTAL | MEWBOURNE OIL COMPANY | 5,600.00 | 0.006363620 | 35.64 |
| OVERHEAD-FIXED RATE | MEWBOURNE OIL COMPANY | 800.00 | 0.006363620 | 5.09 |
| PUMPING | MEWBOURNE OIL COMPANY | 850.00 | 0.006363620 | 5.41 |

03-31-2021

100

MEWBOURNE OIL COMPANY

Page 26

SIANA OIL & GAS CO, LLC
TOM M RAGSDALE
400 N SAM HOUSTON PKWY EAST, STE 601
HOUSTON, TX 77060

INVOICE NO.: 202103-16514
INVOICE DATE: 3-31-2021
OWNER: 035904-1
BILLING FOR: March 2021

| REFERENCE/DESCRIPTION OF CHARGES | | GROSS CHARGES | WORKING INTEREST | NET CHARGE |
|--|-----------------------------|-------------------|------------------|------------------|
| PUMPING | MEWBOURNE OIL COMPANY | 850.00 | 0.006363620 | 5.41 |
| RENTAL SERVICES | TFH LTD CO | 224.31 | 0.006363620 | 1.43 |
| RENTAL SERVICES | TFH LTD CO | 88.12 | 0.006363620 | 0.56 |
| RENTAL SERVICES | KODIAK GAS SERVICES LLC | 3,715.83 | 0.006363620 | 23.65 |
| SALT WATER DISPOSAL | MEWBOURNE OIL COMPANY | 37,310.14 | 0.006363620 | 237.43 |
| Total Lease Operating Expense Cost | | 82,440.77 | | 524.62 |
| 72185000-30 SUBTOTAL | | 82,440.77 | 524.62 | |
| PROPERTY 72185000 TOTAL | | 323,034.35 | 2,055.66 | |
| 72185000PREPAYMENTS | | | | -2,055.66 |
| PROPERTY: 72186000 72186000-20 CREEDENCE 21/16 WIFC ST COM 3H | | | | |
| <u>Equipment Beyond Wellhead</u> | | | | |
| AUTOMATION METERING EQUIPMENT | CONTROL EQUIPMENT INC | 2,858.79 | 0.006363620 | 18.19 |
| AUTOMATION METERING EQUIPMENT | INGRAM PROFESSIONAL SERV | 1,201.49 | 0.006363620 | 7.65 |
| AUTOMATION METERING EQUIPMENT | TRINITY OILFIELD SERVICES & | 241.05 | 0.006363620 | 1.53 |
| ELECTRICAL INSTALLATIONS | INGRAM PROFESSIONAL SERV | 5,135.90 | 0.006363620 | 32.68 |
| ELECTRICAL INSTALLATIONS | INGRAM PROFESSIONAL SERV | 554.19 | 0.006363620 | 3.53 |
| FITTINGS / VALVES & ACCESSORIES | KEYSTONE PUMP & SUPPLY LI | 935.35 | 0.006363620 | 5.95 |
| PRODUCTION EQUIP INSTALLATION | JUSTIN WILSON | 352.27 | 0.006363620 | 2.24 |
| PRODUCTION EQUIP INSTALLATION | TRINITY OILFIELD SERVICES & | 397.34 | 0.006363620 | 2.53 |
| PRODUCTION EQUIP INSTALLATION | TRINITY OILFIELD SERVICES & | 445.02 | 0.006363620 | 2.83 |
| Total Equipment Beyond Wellhead Cost | | 12,121.40 | | 77.13 |
| 72186000-20 SUBTOTAL | | 12,121.40 | 77.13 | |
| PROPERTY: 72186000 72186000-30 CREEDENCE 21/16 WIFC ST COM 3H | | | | |
| <u>Lease Operating Expense</u> | | | | |
| AUTOMATION MAINTENANCE | AMERICAN MILLENNIUM COR | 6.42 | 0.006363620 | 0.04 |
| AUTOMATION MAINTENANCE | TANKLOGIX LLC | 164.43 | 0.006363620 | 1.05 |
| AUTOMATION MAINTENANCE | TANKLOGIX LLC | 500.39 | 0.006363620 | 3.19 |
| CHEMICALS-CORROSION TREATING | T&J VALVE | 84.08 | 0.006363620 | 0.53 |
| CHEMICALS-CORROSION TREATING | IMPERATIVE CHEMICAL PART | 625.03 | 0.006363620 | 3.98 |
| CHEMICALS-CORROSION TREATING | IMPERATIVE CHEMICAL PART | 312.52 | 0.006363620 | 1.99 |
| CHEMICALS-WATER TREATING | INGRAM PROFESSIONAL SERV | 593.08 | 0.006363620 | 3.77 |
| CHEMICALS-WATER TREATING | TANKLOGIX LLC | 659.46 | 0.006363620 | 4.20 |
| CHEMICALS-WATER TREATING | EPDI | 2,229.91 | 0.006363620 | 14.19 |
| CHEMICALS-WATER TREATING | EPDI | 817.25 | 0.006363620 | 5.20 |
| CHEMICALS-WATER TREATING | EPDI | 2,514.89 | 0.006363620 | 16.00 |
| COMPANY SUPERVISION | MEWBOURNE OIL COMPANY | 293.75 | 0.006363620 | 1.87 |
| COMPANY SUPERVISION | MEWBOURNE OIL COMPANY | 881.25 | 0.006363620 | 5.61 |
| COMPRESSOR MAINTENANCE | GAS WELL SERVICES INC | 132.65 | 0.006363620 | 0.84 |
| CONTRACT SUPERVISION | TURNCO ENTERPRISES LLC | 1,511.25 | 0.006363620 | 9.62 |
| CONTRACT SUPERVISION | TURNCO ENTERPRISES LLC | 1,601.25 | 0.006363620 | 10.19 |

03-31-2021

101

MEWBOURNE OIL COMPANY

Page 27

SIANA OIL & GAS CO, LLC
TOM M RAGSDALE
400 N SAM HOUSTON PKWY EAST, STE 601
HOUSTON, TX 77060

INVOICE NO.: 202103-16514

INVOICE DATE: 3-31-2021

OWNER: 035904-1

BILLING FOR: March 2021

| REFERENCE/DESCRIPTION OF CHARGES | | GROSS CHARGES | WORKING INTEREST | NET CHARGE |
|---|---------------------------|---------------|------------------|------------|
| CONTRACT SUPERVISION | TURNCO ENTERPRISES LLC | 1,685.25 | 0.006363620 | 10.72 |
| CONTRACT SUPERVISION | TURNCO ENTERPRISES LLC | 1,601.25 | 0.006363620 | 10.19 |
| CONTRACT SUPERVISION | TURNCO ENTERPRISES LLC | 66.25 | 0.006363620 | 0.42 |
| CONTRACT SUPERVISION | TURNCO ENTERPRISES LLC | 66.25 | 0.006363620 | 0.42 |
| CONTRACT SUPERVISION | TURNCO ENTERPRISES LLC | 1,486.88 | 0.006363620 | 9.46 |
| CONTRACT SUPERVISION | TURNCO ENTERPRISES LLC | 114.38 | 0.006363620 | 0.73 |
| CONTRACT SUPERVISION | TURNCO ENTERPRISES LLC | 1,685.25 | 0.006363620 | 10.72 |
| CONTRACT SUPERVISION | TURNCO ENTERPRISES LLC | 1,601.25 | 0.006363620 | 10.19 |
| CONTRACT SUPERVISION | TURNCO ENTERPRISES LLC | 1,601.25 | 0.006363620 | 10.19 |
| CONTRACT SUPERVISION | TURNCO ENTERPRISES LLC | 1,611.25 | 0.006363620 | 10.25 |
| CONTRACT SUPERVISION | TURNCO ENTERPRISES LLC | 1,601.25 | 0.006363620 | 10.19 |
| CONTRACT SUPERVISION | D&H TRUCKING | 418.02 | 0.006363620 | 2.66 |
| CONTRACT SUPERVISION | D&H TRUCKING | 418.02 | 0.006363620 | 2.66 |
| EMISSIONS CONTROL EQUIPMENT MAINTENANCE | JUSTIN WILSON | 50.33 | 0.006363620 | 0.32 |
| EMISSIONS CONTROL EQUIPMENT MAINTENANCE | VAPROX LLC | 133.38 | 0.006363620 | 0.85 |
| EMISSIONS CONTROL EQUIPMENT MAINTENANCE | AUTOMATED WELLHEAD COM | 80.52 | 0.006363620 | 0.51 |
| EMISSIONS CONTROL EQUIPMENT MAINTENANCE | AUTOMATED WELLHEAD COM | 32.04 | 0.006363620 | 0.20 |
| EMISSIONS CONTROL EQUIPMENT MAINTENANCE | AUTOMATED WELLHEAD COM | 42.37 | 0.006363620 | 0.27 |
| EMISSIONS CONTROL EQUIPMENT MAINTENANCE | AUTOMATED WELLHEAD COM | 79.46 | 0.006363620 | 0.51 |
| EMISSIONS CONTROL EQUIPMENT MAINTENANCE | AUTOMATED WELLHEAD COM | 109.93 | 0.006363620 | 0.70 |
| EMISSIONS CONTROL EQUIPMENT MAINTENANCE | AUTOMATED WELLHEAD COM | 208.13 | 0.006363620 | 1.32 |
| EMISSIONS CONTROL EQUIPMENT MAINTENANCE | AUTOMATED WELLHEAD COM | 84.76 | 0.006363620 | 0.54 |
| GATHERING/TREATING/DEHYDRATION | GAS WELL SERVICES INC | 143.95 | 0.006363620 | 0.92 |
| GATHERING/TREATING/DEHYDRATION | GAS WELL SERVICES INC | 77.51 | 0.006363620 | 0.49 |
| LEASE & FACILITY | MEWBOURNE OIL COMPANY | 362.50 | 0.006363620 | 2.31 |
| LEASE & FACILITY | MEWBOURNE OIL COMPANY | 362.50 | 0.006363620 | 2.31 |
| LEASE & FACILITY | MEWBOURNE OIL COMPANY | 239.25 | 0.006363620 | 1.52 |
| LEASE & FACILITY MAINTENANCE | KEYSTONE PUMP & SUPPLY LI | 337.83 | 0.006363620 | 2.15 |
| LEASE & FACILITY MAINTENANCE | KEYSTONE PUMP & SUPPLY LI | 685.65 | 0.006363620 | 4.36 |
| LEASE & FACILITY MAINTENANCE | KEYSTONE PUMP & SUPPLY LI | 260.03 | 0.006363620 | 1.65 |
| LEASE & FACILITY MAINTENANCE | KEYSTONE PUMP & SUPPLY LI | 64.04 | 0.006363620 | 0.41 |
| LEASE & FACILITY MAINTENANCE | JUSTIN WILSON | 153.63 | 0.006363620 | 0.98 |
| LEASE & FACILITY MAINTENANCE | TURNCO ENTERPRISES LLC | 66.25 | 0.006363620 | 0.42 |
| LEASE & FACILITY MAINTENANCE | QATAR LLC | 96.21 | 0.006363620 | 0.61 |
| MISCELLANEOUS EQUIPMENT RENTAL | MEWBOURNE OIL COMPANY | 5,600.00 | 0.006363620 | 35.64 |
| OVERHEAD-FIXED RATE | MEWBOURNE OIL COMPANY | 800.00 | 0.006363620 | 5.09 |
| PUMPING | MEWBOURNE OIL COMPANY | 850.00 | 0.006363620 | 5.41 |
| PUMPING | MEWBOURNE OIL COMPANY | 850.00 | 0.006363620 | 5.41 |
| RENTAL SERVICES | TFH LTD CO | 224.30 | 0.006363620 | 1.43 |
| RENTAL SERVICES | TFH LTD CO | 88.12 | 0.006363620 | 0.56 |
| RENTAL SERVICES | KODIAK GAS SERVICES LLC | 3,715.82 | 0.006363620 | 23.65 |
| SALT WATER DISPOSAL | MEWBOURNE OIL COMPANY | 37,355.58 | 0.006363620 | 237.72 |

03-31-2021

102

MEWBOURNE OIL COMPANY

Page 28

SIANA OIL & GAS CO, LLC
TOM M RAGSDALE
400 N SAM HOUSTON PKWY EAST, STE 601
HOUSTON, TX 77060

INVOICE NO.: 202103-16514
INVOICE DATE: 3-31-2021
OWNER: 035904-1
BILLING FOR: March 2021

| REFERENCE/DESCRIPTION OF CHARGES | GROSS CHARGES | WORKING INTEREST | NET CHARGE |
|--|------------------|------------------|----------------|
| Total Lease Operating Expense Cost | 80,038.25 | | 509.33 |
| 72186000-30 SUBTOTAL | 80,038.25 | 509.33 | |
| PROPERTY 72186000 TOTAL | 92,159.65 | 586.46 | |
| 72186000PREPAYMENTS | | | -586.46 |
| PROPERTY: 72310000 72310000-10 IBEX 15/10 B1PA FED COM 2H | | | |
| <u>Intangible Well Cost</u> | | | |
| LOCATION / RESTORATION SYNERGY CLEANING SOLUTIC | 1,567.50 | 0.000539020 | 0.84 |
| Total Intangible Well Cost Cost | 1,567.50 | | 0.84 |
| 72310000-10 SUBTOTAL | 1,567.50 | 0.84 | |
| PROPERTY: 72310000 72310000-20 IBEX 15/10 B1PA FED COM 2H | | | |
| <u>Intangible Well Cost</u> | | | |
| COMPANY SUPERVISION MEWBOURNE OIL COMPANY | 1,175.00 | 0.000539020 | 0.63 |
| PIPELINE INTERCONNECT / ROW / EASEMENTS STATE OF NEW MEXICO | -16,413.38 | 0.000539020 | -8.85 |
| PIPELINE INTERCONNECT / ROW / EASEMENTS BOONE ARCHAEOLOGICAL RE | 821.80 | 0.000539020 | 0.44 |
| PIPELINE INTERCONNECT / ROW / EASEMENTS NGL WATER SOLUTIONS PERM | 17,920.00 | 0.000539020 | 9.66 |
| REGULATORY PERMITS & SURVEYS RRC SURVEYING LLC | 967.96 | 0.000539020 | 0.52 |
| REGULATORY PERMITS & SURVEYS RRC SURVEYING LLC | 1,155.97 | 0.000539020 | 0.62 |
| REGULATORY PERMITS & SURVEYS RRC SURVEYING LLC | 517.54 | 0.000539020 | 0.28 |
| STIMULATION RENTALS & OTHER GUNS UP SERVICES | 1,327.99 | 0.000539020 | 0.72 |
| Total Intangible Well Cost Cost | 7,472.88 | | 4.02 |
| <u>Tangible Well Cost</u> | | | |
| TUBING HEAD & UPPER SECTION VANZANDT CONTROLS, LLC | 6,296.00 | 0.000539020 | 3.39 |
| Total Tangible Well Cost Cost | 6,296.00 | | 3.39 |
| <u>Equipment Beyond Wellhead</u> | | | |
| AUTOMATION METERING EQUIPMENT MEWBOURNE OIL COMPANY | 5,842.80 | 0.000539020 | 3.15 |
| AUTOMATION METERING EQUIPMENT TANKLOGIX LLC | 1,199.99 | 0.000539020 | 0.65 |
| ELECTRICAL INSTALLATIONS INGRAM PROFESSIONAL SERV | 4,636.87 | 0.000539020 | 2.50 |
| LINE PIPE & VALVES - GATHERING MEWBOURNE OIL COMPANY | 2,151.50 | 0.000539020 | 1.16 |
| PIPE LINE CONSTRUCTION MPS ENTERPRISES INC | 28,000.00 | 0.000539020 | 15.09 |
| Total Equipment Beyond Wellhead Cost | 41,831.16 | | 22.55 |
| 72310000-20 SUBTOTAL | 55,600.04 | 29.96 | |
| PROPERTY: 72310000 72310000-30 IBEX 15/10 B1PA FED COM 2H | | | |
| <u>Lease Operating Expense</u> | | | |
| AUTOMATION MAINTENANCE TANKLOGIX LLC | 126.20 | 0.000539020 | 0.06 |
| AUTOMATION MAINTENANCE TANKLOGIX LLC | 130.74 | 0.000539020 | 0.07 |
| AUTOMATION MAINTENANCE TANKLOGIX LLC | 130.74 | 0.000539020 | 0.07 |
| AUTOMATION MAINTENANCE TANKLOGIX LLC | 2,572.36 | 0.000539020 | 1.39 |
| AUTOMATION MAINTENANCE TANKLOGIX LLC | 9.79 | 0.000539020 | 0.00 |
| AUTOMATION MAINTENANCE TANKLOGIX LLC | 13.14 | 0.000539020 | 0.01 |

03-31-2021

103

MEWBOURNE OIL COMPANY

Page 29

SIANA OIL & GAS CO, LLC
TOM M RAGSDALE
400 N SAM HOUSTON PKWY EAST, STE 601
HOUSTON, TX 77060

INVOICE NO.: 202103-16514
INVOICE DATE: 3-31-2021
OWNER: 035904-1
BILLING FOR: March 2021

| REFERENCE/DESCRIPTION OF CHARGES | | GROSS CHARGES | WORKING INTEREST | NET CHARGE |
|---|---------------------------|------------------|---------------------|---------------|
| AUTOMATION MAINTENANCE | TANKLOGIX LLC | 6.04 | 0.000539020 | 0.00 |
| AUTOMATION MAINTENANCE | TANKLOGIX LLC | 65.77 | 0.000539020 | 0.03 |
| CHEMICALS-WATER TREATING | EPDI | 5,850.55 | 0.000539020 | 3.15 |
| CHEMICALS-WATER TREATING | EPDI | 1,597.65 | 0.000539020 | 0.86 |
| CHEMICALS-WATER TREATING | EPDI | 3,139.04 | 0.000539020 | 1.69 |
| COMPANY SUPERVISION | MEWBOURNE OIL COMPANY | 1,175.00 | 0.000539020 | 0.63 |
| COMPANY SUPERVISION | MEWBOURNE OIL COMPANY | 1,175.00 | 0.000539020 | 0.63 |
| COMPANY SUPERVISION | MEWBOURNE OIL COMPANY | 1,762.50 | 0.000539020 | 0.95 |
| COMPANY SUPERVISION | MEWBOURNE OIL COMPANY | 681.50 | 0.000539020 | 0.37 |
| COMPANY SUPERVISION | MEWBOURNE OIL COMPANY | 587.50 | 0.000539020 | 0.32 |
| COMPANY SUPERVISION | MEWBOURNE OIL COMPANY | 1,175.00 | 0.000539020 | 0.63 |
| CONTRACT SUPERVISION | SUNDOWN ENVIRO LLC | 55,965.00 | 0.000539020 | 30.17 |
| EMISSIONS CONTROL EQUIPMENT MAINTENANCE | G&A FABRICATION LLC | 241.99 | 0.000539020 | 0.13 |
| EMISSIONS CONTROL EQUIPMENT MAINTENANCE | AUTOMATED WELLHEAD COM | 758.48 | 0.000539020 | 0.41 |
| FUEL/ POWER / ELECTRICAL | XCEL ENERGY | 1,916.58 | 0.000539020 | 1.04 |
| FUEL/ POWER / ELECTRICAL | PILOT THOMAS LOGISTICS LL | 101.54 | 0.000539020 | 0.05 |
| FUEL/ POWER / ELECTRICAL | PILOT THOMAS LOGISTICS LL | 861.43 | 0.000539020 | 0.46 |
| FUEL/ POWER / ELECTRICAL | PILOT THOMAS LOGISTICS LL | 300.43 | 0.000539020 | 0.16 |
| LEASE & FACILITY | MEWBOURNE OIL COMPANY | 1,450.00 | 0.000539020 | 0.78 |
| LEASE & FACILITY MAINTENANCE | GARNER PUMP & SUPPLY INC | 18.70 | 0.000539020 | 0.01 |
| LEASE & FACILITY MAINTENANCE | GARNER PUMP & SUPPLY INC | 188.62 | 0.000539020 | 0.11 |
| LEASE & FACILITY MAINTENANCE | GARNER PUMP & SUPPLY INC | 11.11 | 0.000539020 | 0.01 |
| LEASE & FACILITY MAINTENANCE | GARNER PUMP & SUPPLY INC | 43.25 | 0.000539020 | 0.02 |
| LEASE & FACILITY MAINTENANCE | GARNER PUMP & SUPPLY INC | 2.32 | 0.000539020 | 0.00 |
| LEASE & FACILITY MAINTENANCE | GARNER PUMP & SUPPLY INC | 72.35 | 0.000539020 | 0.04 |
| LEASE & FACILITY MAINTENANCE | K&S OILFIELD SUPPLIES LLC | 98.84 | 0.000539020 | 0.05 |
| LEASE & FACILITY MAINTENANCE | MPS ENTERPRISES INC | 733.26 | 0.000539020 | 0.40 |
| LEASE & FACILITY MAINTENANCE | MPS ENTERPRISES INC | 362.90 | 0.000539020 | 0.20 |
| LEASE & FACILITY MAINTENANCE | MPS ENTERPRISES INC | 39.28 | 0.000539020 | 0.02 |
| LEASE & FACILITY MAINTENANCE | MPS ENTERPRISES INC | 11.44 | 0.000539020 | 0.01 |
| LEASE & FACILITY MAINTENANCE | MPS ENTERPRISES INC | 397.19 | 0.000539020 | 0.21 |
| LEASE & FACILITY MAINTENANCE | TURNCO ENTERPRISES LLC | 150.00 | 0.000539020 | 0.08 |
| LEASE & FACILITY MAINTENANCE | TURNCO ENTERPRISES LLC | 17.85 | 0.000539020 | 0.01 |
| LEASE & FACILITY MAINTENANCE | TURNCO ENTERPRISES LLC | 17.85 | 0.000539020 | 0.01 |
| LEASE & FACILITY MAINTENANCE | TURNCO ENTERPRISES LLC | 21.42 | 0.000539020 | 0.01 |
| LEASE & FACILITY MAINTENANCE | TURNCO ENTERPRISES LLC | 10.71 | 0.000539020 | 0.01 |
| LEASE & FACILITY MAINTENANCE | TURNCO ENTERPRISES LLC | 206.08 | 0.000539020 | 0.11 |
| LEASE & FACILITY MAINTENANCE | TURNCO ENTERPRISES LLC | 403.20 | 0.000539020 | 0.22 |
| LEASE & FACILITY MAINTENANCE | TURNCO ENTERPRISES LLC | 535.81 | 0.000539020 | 0.29 |
| LEASE & FACILITY MAINTENANCE | INGRAM PROFESSIONAL SERV | 887.83 | 0.000539020 | 0.48 |
| LEASE & FACILITY MAINTENANCE | H-M TRUCKING LLC | 517.90 | 0.000539020 | 0.28 |
| LEASE & FACILITY MAINTENANCE | H-M TRUCKING LLC | 685.13 | 0.000539020 | 0.37 |

03-31-2021

104

MEWBOURNE OIL COMPANY

Page 30

SIANA OIL & GAS CO, LLC
TOM M RAGSDALE
400 N SAM HOUSTON PKWY EAST, STE 601
HOUSTON, TX 77060

INVOICE NO.: 202103-16514

INVOICE DATE: 3-31-2021

OWNER: 035904-1

BILLING FOR: March 2021

| REFERENCE/DESCRIPTION OF CHARGES | | GROSS CHARGES | WORKING INTEREST | NET CHARGE |
|------------------------------------|-----------------------------|---------------|------------------|------------|
| LEASE & FACILITY MAINTENANCE | EP&S LLC | 1,889.84 | 0.000539020 | 1.02 |
| LEASE & FACILITY MAINTENANCE | EP&S LLC | 209.47 | 0.000539020 | 0.11 |
| LEASE & FACILITY MAINTENANCE | LIMESTONE BASIN PROPERTIE | 750.00 | 0.000539020 | 0.40 |
| LEASE & FACILITY MAINTENANCE | LEGACY SAFETY AND CONSUM | 137.16 | 0.000539020 | 0.07 |
| MISCELLANEOUS EQUIPMENT RENTAL | MEWBOURNE OIL COMPANY | 219.52 | 0.000539020 | 0.12 |
| MISCELLANEOUS EQUIPMENT RENTAL | MPS ENTERPRISES INC | 56.07 | 0.000539020 | 0.03 |
| MISCELLANEOUS EQUIPMENT RENTAL | D&H TRUCKING | 836.03 | 0.000539020 | 0.45 |
| MISCELLANEOUS EQUIPMENT RENTAL | D&H TRUCKING | 836.03 | 0.000539020 | 0.45 |
| MISCELLANEOUS EQUIPMENT RENTAL | D&H TRUCKING | 983.26 | 0.000539020 | 0.53 |
| MISCELLANEOUS EQUIPMENT RENTAL | D&H TRUCKING | 755.12 | 0.000539020 | 0.41 |
| OVERHEAD-FIXED RATE | MEWBOURNE OIL COMPANY | 881.16 | 0.000539020 | 0.47 |
| PRIME MOVER / PUMP MAINTENANCE | ODESSA PUMPS & EQUIPMENT | 797.52 | 0.000539020 | 0.43 |
| PRIME MOVER / PUMP MAINTENANCE | HR COMPRESSION & SERVICE | 300.90 | 0.000539020 | 0.16 |
| PRIME MOVER / PUMP MAINTENANCE | HR COMPRESSION & SERVICE | 104.24 | 0.000539020 | 0.06 |
| PRIME MOVER / PUMP MAINTENANCE | HR COMPRESSION & SERVICE | 768.22 | 0.000539020 | 0.41 |
| PUMPING | MEWBOURNE OIL COMPANY | 850.00 | 0.000539020 | 0.46 |
| PUMPING | MEWBOURNE OIL COMPANY | 850.00 | 0.000539020 | 0.46 |
| SALT WATER DISPOSAL | TRINITY OILFIELD SERVICES & | 7,764.23 | 0.000539020 | 4.19 |
| SALT WATER DISPOSAL | TRINITY OILFIELD SERVICES & | 7,057.82 | 0.000539020 | 3.80 |
| SALT WATER DISPOSAL | TRINITY OILFIELD SERVICES & | 1,397.64 | 0.000539020 | 0.75 |
| SALT WATER DISPOSAL | TRINITY OILFIELD SERVICES & | 5,501.93 | 0.000539020 | 2.97 |
| SALT WATER DISPOSAL | TRINITY OILFIELD SERVICES & | 8,892.22 | 0.000539020 | 4.79 |
| SALT WATER DISPOSAL | TRINITY OILFIELD SERVICES & | 1,557.15 | 0.000539020 | 0.84 |
| SALT WATER DISPOSAL | NGL WATER SOLUTIONS PERM | 2,657.28 | 0.000539020 | 1.43 |
| SALT WATER DISPOSAL | NGL WATER SOLUTIONS PERM | 82.65 | 0.000539020 | 0.04 |
| SALT WATER DISPOSAL | GRAMA RIDGE DISPOSAL LLC | 26,322.30 | 0.000539020 | 14.19 |
| SALT WATER DISPOSAL | GRAMA RIDGE DISPOSAL LLC | 50,183.03 | 0.000539020 | 27.05 |
| SALT WATER DISPOSAL | LIMESTONE BASIN PROPERTIE | 3,278.15 | 0.000539020 | 1.77 |
| SALT WATER DISPOSAL | SARGE TRUCKING SERVICES, I | 1,412.85 | 0.000539020 | 0.76 |
| Total Lease Operating Expense Cost | | 214,558.80 | | 115.63 |
| 72310000-30 SUBTOTAL | | 214,558.80 | | 115.63 |
| PROPERTY 72310000 TOTAL | | 271,726.34 | | 146.43 |

03-31-2021

105

Page 1

MEWBOURNE OIL COMPANY

MEWBOURNE OIL COMPANY
P O BOX 7698
TYLER, TX 75711-7698

SIANA OIL & GAS CO, LLC
TOM M RAGSDALE
P O BOX 2246
CONROE, TX 77305

INVOICE NO.: 202104-19053
INVOICE DATE: 4-30-2021
OWNER: 035904-1
BILLING FOR: April 2021

BALANCE FORWARD

16,231.84

| CURRENT PERIOD ADJUSTMENT | AMOUNT |
|--|-------------------|
| NETTING FROM REVENUE | |
| INVOICE #: 202103-16514 INVOICE DATE: 04/13/2021 | -16,231.84 |
| TOTAL CURRENT PERIOD ADJUSTMENT | -16,231.84 |

| CURRENT CHARGES | GROSS | INTEREST | NET |
|--|---------------------|--------------|-------------------|
| 62390000 - PRONGHORN 15 B3BO FED COM 1H TIER: 30 | 16,485.01 | 0.0683747500 | 1,127.15 |
| 62391000 - PRONGHORN 15 B3CN FED COM 1H TIER: 30 | 14,103.81 | 0.0683747500 | 964.35 |
| 62392000 - PRONGHORN 15 B3DM FED COM 1H TIER: 30 | 12,612.82 | 0.0683747500 | 862.40 |
| 62774000 - IBEX 10 B3MD FED COM 1H TIER: 30 | 13,440.01 | 0.0527536400 | 709.00 |
| 62775000 - IBEX 10 B3NC FED COM 1H TIER: 30 | 22,394.01 | 0.0527536400 | 1,181.37 |
| 62776000 - IBEX 10 B3OB FED COM 1H TIER: 30 | 14,386.29 | 0.0322507100 | 463.94 |
| 62906000 - GAZELLE 22 B2MD FED COM 2H TIER: 30 | 20,018.00 | 0.1969919400 | 3,943.40 |
| 62915000 - CREEDENCE 21/16 W0ED ST COM 2H TIER: 20 | 3,816.72 | 0.0063636200 | 24.29 |
| 62915000 - CREEDENCE 21/16 W0ED ST COM 2H TIER: 30 | 52,121.92 | 0.0063636200 | 331.71 |
| 62916000 - CREEDENCE 21/16 W1ED ST COM 1H TIER: 20 | 1,937.52 | 0.0063636200 | 12.33 |
| 62916000 - CREEDENCE 21/16 W1ED ST COM 1H TIER: 30 | 60,629.04 | 0.0063636200 | 385.85 |
| 62948000 - INLAND 26/23 B2PI STATE COM 1H TIER: 10 | 12,719.85 | 0.1000000000 | 1,271.98 |
| 62948000 - INLAND 26/23 B2PI STATE COM 1H TIER: 20 | 340,037.54 | 0.1000000000 | 34,003.75 |
| 62948000 - INLAND 26/23 B2PI STATE COM 1H TIER: 30 | 138,610.75 | 0.1000000000 | 13,861.06 |
| 62958000 - GAZELLE 22 B3MD FED COM 1H TIER: 30 | 17,780.46 | 0.1969919400 | 3,502.62 |
| 72076000 - INLAND 26/23 B2OJ STATE COM 1H TIER: 10 | 14,197.43 | 0.1000000000 | 1,419.74 |
| 72076000 - INLAND 26/23 B2OJ STATE COM 1H TIER: 20 | 411,188.69 | 0.1000000000 | 41,118.85 |
| 72076000 - INLAND 26/23 B2OJ STATE COM 1H TIER: 30 | 130,116.04 | 0.1000000000 | 13,011.59 |
| 72185000 - CREEDENCE 21/16 W0FC ST COM 4H TIER: 20 | 7,722.04 | 0.0063636200 | 49.14 |
| 72185000 - CREEDENCE 21/16 W0FC ST COM 4H TIER: 30 | 67,345.64 | 0.0063636200 | 428.61 |
| 72186000 - CREEDENCE 21/16 W1FC ST COM 3H TIER: 20 | 5,908.49 | 0.0063636200 | 37.60 |
| 72186000 - CREEDENCE 21/16 W1FC ST COM 3H TIER: 30 | 61,610.80 | 0.0063636200 | 392.12 |
| 72310000 - IBEX 15/10 B1PA FED COM 2H TIER: 20 | 19,071.69 | 0.0005390200 | 10.28 |
| 72310000 - IBEX 15/10 B1PA FED COM 2H TIER: 30 | 165,342.65 | 0.0005390200 | 89.11 |
| TOTAL CURRENT CHARGES | 1,623,597.22 | | 119,202.24 |

APPLIED ADVANCES

| | |
|---|--------------------|
| 62948000 - INLAND 26/23 B2PI STATE COM 1H | -49,136.79 |
| 72076000 - INLAND 26/23 B2OJ STATE COM 1H | -55,550.18 |
| 72185000 - CREEDENCE 21/16 W0FC ST COM 4H | -477.75 |
| 72186000 - CREEDENCE 21/16 W1FC ST COM 3H | -429.72 |
| APPLIED ADVANCES TOTAL | -105,594.44 |

INVOICE TOTAL**13,607.80****OUTSTANDING BALANCE****13,607.80**

04-30-2021

106

MEWBOURNE OIL COMPANY

Page 2

SIANA OIL & GAS CO, LLC
TOM M RAGSDALE
P O BOX 2246
CONROE, TX 77305

INVOICE NO.: 202104-19053

INVOICE DATE: 4-30-2021

OWNER: 035904-1

BILLING FOR: April 2021

PLEASE INDICATE INVOICE# 202104-19053

AND ACCOUNT# 035904-1

ON REMITTANCE

PAYMENT DUE 15 DAYS AFTER RECEIPT OF INVOICE PAYABLE IN US DOLLARS

FOR INQUIRIES, PLEASE CONTACT (903) 561-2900

Netted Owner

MEWBOURNE OIL COMPANY

Page 3

SIANA OIL & GAS CO, LLC
TOM M RAGSDALE
P O BOX 2246
CONROE, TX 77305

INVOICE NO.: 202104-19053

INVOICE DATE: 4-30-2021

OWNER: 035904-1

BILLING FOR: April 2021

| REFERENCE/DESCRIPTION OF CHARGES | | GROSS CHARGES | WORKING INTEREST | NET CHARGE |
|--|-----------------------------|------------------|---------------------|---------------|
| PROPERTY: 62390000 62390000-30 PRONGHORN 15 B3BO FED COM 1H | | | | |
| <u>Lease Operating Expense</u> | | | | |
| AUTOMATION MAINTENANCE | AMERICAN MILLENNIUM COR | 45.00 | 0.068374750 | 3.08 |
| AUTOMATION MAINTENANCE | AMERICAN MILLENNIUM COR | 25.70 | 0.068374750 | 1.76 |
| AUTOMATION MAINTENANCE | TANKLOGIX LLC | 32.58 | 0.068374750 | 2.23 |
| COMPANY SUPERVISION | MEWBOURNE OIL COMPANY | 600.00 | 0.068374750 | 41.02 |
| EMISSIONS CONTROL EQUIPMENT MAINTENANCE | G&A FABRICATION LLC | 304.72 | 0.068374750 | 20.83 |
| FUEL/ POWER / ELECTRICAL | XCEL ENERGY | 1,251.39 | 0.068374750 | 85.57 |
| FUEL/ POWER / ELECTRICAL | PILOT THOMAS LOGISTICS LL | 94.39 | 0.068374750 | 6.45 |
| FUEL/ POWER / ELECTRICAL | PILOT THOMAS LOGISTICS LL | 78.46 | 0.068374750 | 5.36 |
| FUEL/ POWER / ELECTRICAL | PILOT THOMAS LOGISTICS LL | 68.58 | 0.068374750 | 4.69 |
| LEASE & FACILITY | MEWBOURNE OIL COMPANY | 375.00 | 0.068374750 | 25.64 |
| LEASE & FACILITY MAINTENANCE | GARNER PUMP & SUPPLY INC | 270.03 | 0.068374750 | 18.47 |
| LEASE & FACILITY MAINTENANCE | THE GASCO MANUFACTURING | 91.14 | 0.068374750 | 6.23 |
| LEASE & FACILITY MAINTENANCE | K&S OILFIELD SUPPLIES LLC | 20.44 | 0.068374750 | 1.39 |
| LEASE & FACILITY MAINTENANCE | MPS ENTERPRISES INC | 165.62 | 0.068374750 | 11.32 |
| LEASE & FACILITY MAINTENANCE | MPS ENTERPRISES INC | 316.11 | 0.068374750 | 21.61 |
| LEASE & FACILITY MAINTENANCE | TURNCO ENTERPRISES LLC | 20.00 | 0.068374750 | 1.37 |
| LEASE & FACILITY MAINTENANCE | TURNCO ENTERPRISES LLC | 12.75 | 0.068374750 | 0.87 |
| LEASE & FACILITY MAINTENANCE | TURNCO ENTERPRISES LLC | 18.00 | 0.068374750 | 1.23 |
| LEASE & FACILITY MAINTENANCE | INGRAM PROFESSIONAL SERV | 264.98 | 0.068374750 | 18.12 |
| LEASE & FACILITY MAINTENANCE | INGRAM PROFESSIONAL SERV | 307.39 | 0.068374750 | 21.02 |
| LEASE & FACILITY MAINTENANCE | INGRAM PROFESSIONAL SERV | 478.25 | 0.068374750 | 32.70 |
| LEASE & FACILITY MAINTENANCE | INGRAM PROFESSIONAL SERV | 182.68 | 0.068374750 | 12.49 |
| LEASE & FACILITY MAINTENANCE | INGRAM PROFESSIONAL SERV | 55.14 | 0.068374750 | 3.77 |
| LEASE & FACILITY MAINTENANCE | INGRAM PROFESSIONAL SERV | 14.51 | 0.068374750 | 0.99 |
| MISCELLANEOUS EQUIPMENT RENTAL | MEWBOURNE OIL COMPANY | 243.04 | 0.068374750 | 16.62 |
| OVERHEAD-FIXED RATE | MEWBOURNE OIL COMPANY | 864.00 | 0.068374750 | 59.08 |
| PRIME MOVER / PUMP MAINTENANCE | HR COMPRESSION & SERVICE | 39.46 | 0.068374750 | 2.70 |
| PUMPING | MEWBOURNE OIL COMPANY | 875.00 | 0.068374750 | 59.83 |
| PUMPING | MEWBOURNE OIL COMPANY | 437.50 | 0.068374750 | 29.91 |
| RENTAL SERVICES | PRESTIGE EQUIPMENT RENTA | 264.45 | 0.068374750 | 18.08 |
| RENTAL SERVICES | TOTAL OPERATIONS & PRODU | 4,768.12 | 0.068374750 | 326.02 |
| SALT WATER DISPOSAL | TRINITY OILFIELD SERVICES & | 406.60 | 0.068374750 | 27.80 |
| SALT WATER DISPOSAL | OWL SWD OPERATING LLC | 3,200.19 | 0.068374750 | 218.81 |
| SALT WATER DISPOSAL | LIMESTONE BASIN PROPERTIE | 283.16 | 0.068374750 | 19.36 |
| SITE RESTORATION & EXCAVATION | NORTHERN DELAWARE BASIN | 10.63 | 0.068374750 | 0.73 |
| Total Lease Operating Expense Cost | | 16,485.01 | | 1,127.15 |
| 62390000-30 SUBTOTAL | | 16,485.01 | 1,127.15 | |
| PROPERTY 62390000 TOTAL | | 16,485.01 | 1,127.15 | |
| PROPERTY: 62391000 62391000-30 PRONGHORN 15 B3CN FED COM 1H | | | | |

04-30-2021

108

MEWBOURNE OIL COMPANY

Page 4

SIANA OIL & GAS CO, LLC
TOM M RAGSDALE
P O BOX 2246
CONROE, TX 77305

INVOICE NO.: 202104-19053

INVOICE DATE: 4-30-2021

OWNER: 035904-1

BILLING FOR: April 2021

| REFERENCE/DESCRIPTION OF CHARGES | | GROSS CHARGES | WORKING INTEREST | NET CHARGE |
|---|---------------------------|------------------|---------------------|---------------|
| <u>Lease Operating Expense</u> | | | | |
| AUTOMATION MAINTENANCE | TANKLOGIX LLC | 32.58 | 0.068374750 | 2.23 |
| CHEMICALS-WATER TREATING | CATALYST OILFIELD SERVICE | 448.38 | 0.068374750 | 30.66 |
| COMPANY SUPERVISION | MEWBOURNE OIL COMPANY | 600.00 | 0.068374750 | 41.02 |
| EMISSIONS CONTROL EQUIPMENT MAINTENANCE | G&A FABRICATION LLC | 152.36 | 0.068374750 | 10.42 |
| FUEL/ POWER / ELECTRICAL | XCEL ENERGY | 0.60 | 0.068374750 | 0.04 |
| FUEL/ POWER / ELECTRICAL | PILOT THOMAS LOGISTICS LL | 29.90 | 0.068374750 | 2.04 |
| FUEL/ POWER / ELECTRICAL | PILOT THOMAS LOGISTICS LL | 24.85 | 0.068374750 | 1.70 |
| FUEL/ POWER / ELECTRICAL | PILOT THOMAS LOGISTICS LL | 21.72 | 0.068374750 | 1.49 |
| LEASE & FACILITY | MEWBOURNE OIL COMPANY | 750.00 | 0.068374750 | 51.28 |
| LEASE & FACILITY | MEWBOURNE OIL COMPANY | 375.00 | 0.068374750 | 25.64 |
| LEASE & FACILITY MAINTENANCE | K&S OILFIELD SUPPLIES LLC | 6.82 | 0.068374750 | 0.46 |
| LEASE & FACILITY MAINTENANCE | MPS ENTERPRISES INC | 55.21 | 0.068374750 | 3.77 |
| LEASE & FACILITY MAINTENANCE | MPS ENTERPRISES INC | 105.37 | 0.068374750 | 7.21 |
| LEASE & FACILITY MAINTENANCE | TURNCO ENTERPRISES LLC | 7.20 | 0.068374750 | 0.49 |
| LEASE & FACILITY MAINTENANCE | TURNCO ENTERPRISES LLC | 4.25 | 0.068374750 | 0.29 |
| LEASE & FACILITY MAINTENANCE | TURNCO ENTERPRISES LLC | 6.00 | 0.068374750 | 0.41 |
| LEASE & FACILITY MAINTENANCE | INGRAM PROFESSIONAL SERV | 264.97 | 0.068374750 | 18.12 |
| LEASE & FACILITY MAINTENANCE | INGRAM PROFESSIONAL SERV | 307.33 | 0.068374750 | 21.01 |
| LEASE & FACILITY MAINTENANCE | INGRAM PROFESSIONAL SERV | 478.19 | 0.068374750 | 32.70 |
| LEASE & FACILITY MAINTENANCE | INGRAM PROFESSIONAL SERV | 57.85 | 0.068374750 | 3.96 |
| LEASE & FACILITY MAINTENANCE | INGRAM PROFESSIONAL SERV | 55.19 | 0.068374750 | 3.77 |
| LEASE & FACILITY MAINTENANCE | INGRAM PROFESSIONAL SERV | 4.83 | 0.068374750 | 0.33 |
| MISCELLANEOUS EQUIPMENT RENTAL | MEWBOURNE OIL COMPANY | 243.04 | 0.068374750 | 16.62 |
| OVERHEAD-FIXED RATE | MEWBOURNE OIL COMPANY | 864.00 | 0.068374750 | 59.08 |
| PRIME MOVER / PUMP MAINTENANCE | HR COMPRESSION & SERVICE | 1,110.64 | 0.068374750 | 75.94 |
| PRIME MOVER / PUMP MAINTENANCE | HR COMPRESSION & SERVICE | 13.15 | 0.068374750 | 0.90 |
| PUMPING | MEWBOURNE OIL COMPANY | 875.00 | 0.068374750 | 59.83 |
| PUMPING | MEWBOURNE OIL COMPANY | 218.75 | 0.068374750 | 14.96 |
| RENTAL SERVICES | PRESTIGE EQUIPMENT RENTA | 83.75 | 0.068374750 | 5.73 |
| RENTAL SERVICES | KODIAK GAS SERVICES LLC | 6,012.51 | 0.068374750 | 411.10 |
| SALT WATER DISPOSAL | OWL SWD OPERATING LLC | 772.51 | 0.068374750 | 52.82 |
| SALT WATER DISPOSAL | LIMESTONE BASIN PROPERTIE | 118.31 | 0.068374750 | 8.09 |
| SITE RESTORATION & EXCAVATION | NORTHERN DELAWARE BASIN | 3.55 | 0.068374750 | 0.24 |
| Total Lease Operating Expense Cost | | 14,103.81 | | 964.35 |

62391000-30 SUBTOTAL

14,103.81

964.35

PROPERTY 62391000 TOTAL

14,103.81

964.35

PROPERTY: 62392000 62392000-30 PRONGHORN 15 B3DM FED COM 1H

Lease Operating Expense

| | | | | |
|---|---------------------|--------|-------------|-------|
| AUTOMATION MAINTENANCE | TANKLOGIX LLC | 32.58 | 0.068374750 | 2.23 |
| EMISSIONS CONTROL EQUIPMENT MAINTENANCE | G&A FABRICATION LLC | 152.36 | 0.068374750 | 10.42 |

04-30-2021

109

MEWBOURNE OIL COMPANY

Page 5

SIANA OIL & GAS CO, LLC
TOM M RAGSDALE
P O BOX 2246
CONROE, TX 77305

INVOICE NO.: 202104-19053

INVOICE DATE: 4-30-2021

OWNER: 035904-1

BILLING FOR: April 2021

| REFERENCE/DESCRIPTION OF CHARGES | | GROSS CHARGES | WORKING INTEREST | NET CHARGE |
|------------------------------------|---------------------------|---------------|------------------|------------|
| FUEL/ POWER / ELECTRICAL | XCEL ENERGY | 1,205.16 | 0.068374750 | 82.40 |
| FUEL/ POWER / ELECTRICAL | PILOT THOMAS LOGISTICS LL | 29.90 | 0.068374750 | 2.04 |
| FUEL/ POWER / ELECTRICAL | PILOT THOMAS LOGISTICS LL | 24.85 | 0.068374750 | 1.70 |
| FUEL/ POWER / ELECTRICAL | PILOT THOMAS LOGISTICS LL | 21.72 | 0.068374750 | 1.49 |
| LEASE & FACILITY | MEWBOURNE OIL COMPANY | 375.00 | 0.068374750 | 25.64 |
| LEASE & FACILITY | MEWBOURNE OIL COMPANY | 247.50 | 0.068374750 | 16.92 |
| LEASE & FACILITY MAINTENANCE | GARNER PUMP & SUPPLY INC | 115.69 | 0.068374750 | 7.90 |
| LEASE & FACILITY MAINTENANCE | K&S OILFIELD SUPPLIES LLC | 6.82 | 0.068374750 | 0.46 |
| LEASE & FACILITY MAINTENANCE | MPS ENTERPRISES INC | 55.21 | 0.068374750 | 3.78 |
| LEASE & FACILITY MAINTENANCE | MPS ENTERPRISES INC | 105.37 | 0.068374750 | 7.20 |
| LEASE & FACILITY MAINTENANCE | TURNCO ENTERPRISES LLC | 6.00 | 0.068374750 | 0.41 |
| LEASE & FACILITY MAINTENANCE | TURNCO ENTERPRISES LLC | 4.25 | 0.068374750 | 0.29 |
| LEASE & FACILITY MAINTENANCE | TURNCO ENTERPRISES LLC | 6.00 | 0.068374750 | 0.41 |
| LEASE & FACILITY MAINTENANCE | INGRAM PROFESSIONAL SERV | 264.98 | 0.068374750 | 18.12 |
| LEASE & FACILITY MAINTENANCE | INGRAM PROFESSIONAL SERV | 307.39 | 0.068374750 | 21.02 |
| LEASE & FACILITY MAINTENANCE | INGRAM PROFESSIONAL SERV | 478.21 | 0.068374750 | 32.70 |
| LEASE & FACILITY MAINTENANCE | INGRAM PROFESSIONAL SERV | 57.85 | 0.068374750 | 3.96 |
| LEASE & FACILITY MAINTENANCE | INGRAM PROFESSIONAL SERV | 55.15 | 0.068374750 | 3.77 |
| LEASE & FACILITY MAINTENANCE | INGRAM PROFESSIONAL SERV | 4.83 | 0.068374750 | 0.33 |
| MISCELLANEOUS EQUIPMENT RENTAL | MEWBOURNE OIL COMPANY | 243.04 | 0.068374750 | 16.62 |
| OVERHEAD-FIXED RATE | MEWBOURNE OIL COMPANY | 864.03 | 0.068374750 | 59.08 |
| PRIME MOVER / PUMP MAINTENANCE | HR COMPRESSION & SERVICE | 1,110.66 | 0.068374750 | 75.94 |
| PRIME MOVER / PUMP MAINTENANCE | HR COMPRESSION & SERVICE | 13.15 | 0.068374750 | 0.90 |
| PUMPING | MEWBOURNE OIL COMPANY | 875.00 | 0.068374750 | 59.83 |
| PUMPING | MEWBOURNE OIL COMPANY | 218.75 | 0.068374750 | 14.96 |
| RENTAL SERVICES | PRESTIGE EQUIPMENT RENTA | 83.74 | 0.068374750 | 5.73 |
| RENTAL SERVICES | TOTAL OPERATIONS & PRODU | 4,768.12 | 0.068374750 | 326.02 |
| SALT WATER DISPOSAL | OWL SWD OPERATING LLC | 766.44 | 0.068374750 | 52.40 |
| SALT WATER DISPOSAL | LIMESTONE BASIN PROPERTIE | 109.53 | 0.068374750 | 7.49 |
| SITE RESTORATION & EXCAVATION | NORTHERN DELAWARE BASIN | 3.54 | 0.068374750 | 0.24 |
| Total Lease Operating Expense Cost | | 12,612.82 | | 862.40 |

62392000-30 SUBTOTAL

12,612.82

862.40

PROPERTY 62392000 TOTAL

12,612.82

862.40

PROPERTY: 62774000 62774000-30 IBEX 10 B3MD FED COM 1H

Lease Operating Expense

| | | | | |
|---|-------------------------|--------|-------------|-------|
| AUTOMATION MAINTENANCE | AMERICAN MILLENNIUM COR | 26.54 | 0.052753640 | 1.40 |
| AUTOMATION MAINTENANCE | AMERICAN MILLENNIUM COR | 26.32 | 0.052753640 | 1.39 |
| AUTOMATION MAINTENANCE | TANKLOGIX LLC | 32.58 | 0.052753640 | 1.73 |
| COMPANY SUPERVISION | MEWBOURNE OIL COMPANY | 600.00 | 0.052753640 | 31.65 |
| EMISSIONS CONTROL EQUIPMENT MAINTENANCE | G&A FABRICATION LLC | 152.36 | 0.052753640 | 8.04 |
| FUEL/ POWER / ELECTRICAL | XCEL ENERGY | 271.46 | 0.052753640 | 14.32 |

04-30-2021

110

MEWBOURNE OIL COMPANY

Page 6

SIANA OIL & GAS CO, LLC
TOM M RAGSDALE
P O BOX 2246
CONROE, TX 77305

INVOICE NO.: 202104-19053

INVOICE DATE: 4-30-2021

OWNER: 035904-1

BILLING FOR: April 2021

| REFERENCE/DESCRIPTION OF CHARGES | | GROSS CHARGES | WORKING INTEREST | NET CHARGE |
|------------------------------------|---------------------------|---------------|------------------|------------|
| FUEL/ POWER / ELECTRICAL | PILOT THOMAS LOGISTICS LL | 55.06 | 0.052753640 | 2.91 |
| FUEL/ POWER / ELECTRICAL | PILOT THOMAS LOGISTICS LL | 45.76 | 0.052753640 | 2.41 |
| FUEL/ POWER / ELECTRICAL | PILOT THOMAS LOGISTICS LL | 40.00 | 0.052753640 | 2.11 |
| LEASE & FACILITY MAINTENANCE | GARNER PUMP & SUPPLY INC | 611.99 | 0.052753640 | 32.28 |
| LEASE & FACILITY MAINTENANCE | K&S OILFIELD SUPPLIES LLC | 13.63 | 0.052753640 | 0.72 |
| LEASE & FACILITY MAINTENANCE | MPS ENTERPRISES INC | 110.41 | 0.052753640 | 5.82 |
| LEASE & FACILITY MAINTENANCE | MPS ENTERPRISES INC | 210.74 | 0.052753640 | 11.12 |
| LEASE & FACILITY MAINTENANCE | TURNCO ENTERPRISES LLC | 12.00 | 0.052753640 | 0.63 |
| LEASE & FACILITY MAINTENANCE | TURNCO ENTERPRISES LLC | 8.50 | 0.052753640 | 0.45 |
| LEASE & FACILITY MAINTENANCE | TURNCO ENTERPRISES LLC | 12.00 | 0.052753640 | 0.63 |
| LEASE & FACILITY MAINTENANCE | TURNCO ENTERPRISES LLC | 368.00 | 0.052753640 | 19.41 |
| LEASE & FACILITY MAINTENANCE | INGRAM PROFESSIONAL SERV | 264.97 | 0.052753640 | 13.98 |
| LEASE & FACILITY MAINTENANCE | INGRAM PROFESSIONAL SERV | 307.33 | 0.052753640 | 16.21 |
| LEASE & FACILITY MAINTENANCE | INGRAM PROFESSIONAL SERV | 478.18 | 0.052753640 | 25.23 |
| LEASE & FACILITY MAINTENANCE | INGRAM PROFESSIONAL SERV | 106.56 | 0.052753640 | 5.62 |
| LEASE & FACILITY MAINTENANCE | INGRAM PROFESSIONAL SERV | 55.20 | 0.052753640 | 2.91 |
| LEASE & FACILITY MAINTENANCE | INGRAM PROFESSIONAL SERV | 9.68 | 0.052753640 | 0.51 |
| MISCELLANEOUS EQUIPMENT RENTAL | MEWBOURNE OIL COMPANY | 243.04 | 0.052753640 | 12.82 |
| OVERHEAD-FIXED RATE | MEWBOURNE OIL COMPANY | 889.09 | 0.052753640 | 46.90 |
| PRIME MOVER / PUMP MAINTENANCE | HR COMPRESSION & SERVICE | 1,189.79 | 0.052753640 | 62.76 |
| PRIME MOVER / PUMP MAINTENANCE | HR COMPRESSION & SERVICE | 26.30 | 0.052753640 | 1.39 |
| PRIME MOVER / PUMP MAINTENANCE | HR COMPRESSION & SERVICE | 1,389.91 | 0.052753640 | 73.32 |
| PUMPING | MEWBOURNE OIL COMPANY | 875.00 | 0.052753640 | 46.16 |
| PUMPING | MEWBOURNE OIL COMPANY | 437.50 | 0.052753640 | 23.08 |
| RENTAL SERVICES | PRESTIGE EQUIPMENT RENTA | 154.27 | 0.052753640 | 8.14 |
| RENTAL SERVICES | SERVICE COMPRESSION LLC | 4,250.00 | 0.052753640 | 224.20 |
| SALT WATER DISPOSAL | LIMESTONE BASIN PROPERTIE | 158.75 | 0.052753640 | 8.37 |
| SITE RESTORATION & EXCAVATION | NORTHERN DELAWARE BASIN | 7.09 | 0.052753640 | 0.38 |
| Total Lease Operating Expense Cost | | 13,440.01 | | 709.00 |

62774000-30 SUBTOTAL

13,440.01

709.00

PROPERTY 62774000 TOTAL

13,440.01

709.00

PROPERTY: 62775000 62775000-30 IBEX 10 B3NC FED COM 1H

Lease Operating Expense

| | | | | |
|---|---------------------------|--------|-------------|-------|
| AUTOMATION MAINTENANCE | AMERICAN MILLENNIUM COR | 26.55 | 0.052753640 | 1.40 |
| AUTOMATION MAINTENANCE | AMERICAN MILLENNIUM COR | 26.33 | 0.052753640 | 1.39 |
| AUTOMATION MAINTENANCE | TANKLOGIX LLC | 32.58 | 0.052753640 | 1.72 |
| CHEMICALS-WATER TREATING | CATALYST OILFIELD SERVICE | 448.38 | 0.052753640 | 23.65 |
| CHEMICALS-WATER TREATING | CATALYST OILFIELD SERVICE | 448.38 | 0.052753640 | 23.65 |
| EMISSIONS CONTROL EQUIPMENT MAINTENANCE | G&A FABRICATION LLC | 152.36 | 0.052753640 | 8.04 |
| FUEL/ POWER / ELECTRICAL | XCEL ENERGY | 147.59 | 0.052753640 | 7.79 |
| FUEL/ POWER / ELECTRICAL | PILOT THOMAS LOGISTICS LL | 50.33 | 0.052753640 | 2.66 |

04-30-2021

111

MEWBOURNE OIL COMPANY

Page 7

SIANA OIL & GAS CO, LLC
TOM M RAGSDALE
P O BOX 2246
CONROE, TX 77305

INVOICE NO.: 202104-19053

INVOICE DATE: 4-30-2021

OWNER: 035904-1

BILLING FOR: April 2021

| REFERENCE/DESCRIPTION OF CHARGES | | GROSS CHARGES | WORKING INTEREST | NET CHARGE |
|------------------------------------|---------------------------|---------------|------------------|------------|
| FUEL/ POWER / ELECTRICAL | PILOT THOMAS LOGISTICS LL | 41.85 | 0.052753640 | 2.21 |
| FUEL/ POWER / ELECTRICAL | PILOT THOMAS LOGISTICS LL | 36.58 | 0.052753640 | 1.93 |
| LEASE & FACILITY MAINTENANCE | K&S OILFIELD SUPPLIES LLC | 6.82 | 0.052753640 | 0.36 |
| LEASE & FACILITY MAINTENANCE | MPS ENTERPRISES INC | 55.21 | 0.052753640 | 2.91 |
| LEASE & FACILITY MAINTENANCE | MPS ENTERPRISES INC | 105.37 | 0.052753640 | 5.56 |
| LEASE & FACILITY MAINTENANCE | TURNCO ENTERPRISES LLC | 10.40 | 0.052753640 | 0.55 |
| LEASE & FACILITY MAINTENANCE | TURNCO ENTERPRISES LLC | 4.25 | 0.052753640 | 0.22 |
| LEASE & FACILITY MAINTENANCE | TURNCO ENTERPRISES LLC | 6.00 | 0.052753640 | 0.32 |
| LEASE & FACILITY MAINTENANCE | TURNCO ENTERPRISES LLC | 368.00 | 0.052753640 | 19.41 |
| LEASE & FACILITY MAINTENANCE | INGRAM PROFESSIONAL SERV | 264.97 | 0.052753640 | 13.98 |
| LEASE & FACILITY MAINTENANCE | INGRAM PROFESSIONAL SERV | 307.33 | 0.052753640 | 16.21 |
| LEASE & FACILITY MAINTENANCE | INGRAM PROFESSIONAL SERV | 478.18 | 0.052753640 | 25.23 |
| LEASE & FACILITY MAINTENANCE | INGRAM PROFESSIONAL SERV | 97.43 | 0.052753640 | 5.14 |
| LEASE & FACILITY MAINTENANCE | INGRAM PROFESSIONAL SERV | 55.20 | 0.052753640 | 2.91 |
| LEASE & FACILITY MAINTENANCE | INGRAM PROFESSIONAL SERV | 4.83 | 0.052753640 | 0.25 |
| MISCELLANEOUS EQUIPMENT RENTAL | MEWBOURNE OIL COMPANY | 243.04 | 0.052753640 | 12.82 |
| OVERHEAD-FIXED RATE | MEWBOURNE OIL COMPANY | 889.09 | 0.052753640 | 46.90 |
| PRIME MOVER / PUMP MAINTENANCE | HR COMPRESSION & SERVICE | 1,189.80 | 0.052753640 | 62.77 |
| PRIME MOVER / PUMP MAINTENANCE | HR COMPRESSION & SERVICE | 13.15 | 0.052753640 | 0.69 |
| PRIME MOVER / PUMP MAINTENANCE | HR COMPRESSION & SERVICE | 1,389.92 | 0.052753640 | 73.32 |
| PUMPING | MEWBOURNE OIL COMPANY | 875.00 | 0.052753640 | 46.16 |
| PUMPING | MEWBOURNE OIL COMPANY | 437.50 | 0.052753640 | 23.08 |
| RENTAL SERVICES | PRESTIGE EQUIPMENT RENTA | 141.04 | 0.052753640 | 7.44 |
| RENTAL SERVICES | SERVICE COMPRESSION LLC | 4,607.60 | 0.052753640 | 243.07 |
| RENTAL SERVICES | SERVICE COMPRESSION LLC | 4,607.60 | 0.052753640 | 243.07 |
| SALT WATER DISPOSAL | OWL SWD OPERATING LLC | 4,624.45 | 0.052753640 | 243.96 |
| SALT WATER DISPOSAL | LIMESTONE BASIN PROPERTIE | 197.35 | 0.052753640 | 10.41 |
| SITE RESTORATION & EXCAVATION | NORTHERN DELAWARE BASIN | 3.55 | 0.052753640 | 0.19 |
| Total Lease Operating Expense Cost | | 22,394.01 | | 1,181.37 |

62775000-30 SUBTOTAL

22,394.01

1,181.37

PROPERTY 62775000 TOTAL

22,394.01

1,181.37

PROPERTY: 62776000 62776000-30 IBEX 10 B3OB FED COM 1H

Lease Operating Expense

| | | | | |
|---|---------------------------|--------|-------------|-------|
| AUTOMATION MAINTENANCE | AMERICAN MILLENNIUM COR | 45.00 | 0.032250710 | 1.45 |
| AUTOMATION MAINTENANCE | AMERICAN MILLENNIUM COR | 25.70 | 0.032250710 | 0.83 |
| AUTOMATION MAINTENANCE | TANKLOGIX LLC | 32.58 | 0.032250710 | 1.05 |
| CHEMICALS-WATER TREATING | CATALYST OILFIELD SERVICE | 448.38 | 0.032250710 | 14.46 |
| CHEMICALS-WATER TREATING | CATALYST OILFIELD SERVICE | 448.38 | 0.032250710 | 14.46 |
| EMISSIONS CONTROL EQUIPMENT MAINTENANCE | G&A FABRICATION LLC | 304.71 | 0.032250710 | 9.83 |
| FUEL/ POWER / ELECTRICAL | XCEL ENERGY | 193.73 | 0.032250710 | 6.24 |
| FUEL/ POWER / ELECTRICAL | PILOT THOMAS LOGISTICS LL | 114.83 | 0.032250710 | 3.70 |

04-30-2021

112

MEWBOURNE OIL COMPANY

Page 8

SIANA OIL & GAS CO, LLC
TOM M RAGSDALE
P O BOX 2246
CONROE, TX 77305

INVOICE NO.: 202104-19053

INVOICE DATE: 4-30-2021

OWNER: 035904-1

BILLING FOR: April 2021

| REFERENCE/DESCRIPTION OF CHARGES | | GROSS CHARGES | WORKING INTEREST | NET CHARGE |
|------------------------------------|-----------------------------|------------------|---------------------|---------------|
| FUEL/ POWER / ELECTRICAL | PILOT THOMAS LOGISTICS LL | 95.46 | 0.032250710 | 3.08 |
| FUEL/ POWER / ELECTRICAL | PILOT THOMAS LOGISTICS LL | 83.45 | 0.032250710 | 2.69 |
| LEASE & FACILITY | MEWBOURNE OIL COMPANY | 375.00 | 0.032250710 | 12.09 |
| LEASE & FACILITY MAINTENANCE | GARNER PUMP & SUPPLY INC | 30.86 | 0.032250710 | 0.99 |
| LEASE & FACILITY MAINTENANCE | THE GASCO MANUFACTURING | 91.16 | 0.032250710 | 2.94 |
| LEASE & FACILITY MAINTENANCE | K&S OILFIELD SUPPLIES LLC | 27.26 | 0.032250710 | 0.88 |
| LEASE & FACILITY MAINTENANCE | MPS ENTERPRISES INC | 220.84 | 0.032250710 | 7.12 |
| LEASE & FACILITY MAINTENANCE | MPS ENTERPRISES INC | 421.48 | 0.032250710 | 13.59 |
| LEASE & FACILITY MAINTENANCE | TURNCO ENTERPRISES LLC | 24.00 | 0.032250710 | 0.77 |
| LEASE & FACILITY MAINTENANCE | TURNCO ENTERPRISES LLC | 17.00 | 0.032250710 | 0.55 |
| LEASE & FACILITY MAINTENANCE | TURNCO ENTERPRISES LLC | 24.00 | 0.032250710 | 0.77 |
| LEASE & FACILITY MAINTENANCE | INGRAM PROFESSIONAL SERV | 264.98 | 0.032250710 | 8.55 |
| LEASE & FACILITY MAINTENANCE | INGRAM PROFESSIONAL SERV | 307.39 | 0.032250710 | 9.91 |
| LEASE & FACILITY MAINTENANCE | INGRAM PROFESSIONAL SERV | 478.25 | 0.032250710 | 15.42 |
| LEASE & FACILITY MAINTENANCE | INGRAM PROFESSIONAL SERV | 222.26 | 0.032250710 | 7.17 |
| LEASE & FACILITY MAINTENANCE | INGRAM PROFESSIONAL SERV | 55.14 | 0.032250710 | 1.78 |
| LEASE & FACILITY MAINTENANCE | INGRAM PROFESSIONAL SERV | 19.34 | 0.032250710 | 0.62 |
| MISCELLANEOUS EQUIPMENT RENTAL | MEWBOURNE OIL COMPANY | 243.04 | 0.032250710 | 7.84 |
| OVERHEAD-FIXED RATE | MEWBOURNE OIL COMPANY | 889.09 | 0.032250710 | 28.67 |
| PRIME MOVER / PUMP MAINTENANCE | HR COMPRESSION & SERVICE | 52.60 | 0.032250710 | 1.70 |
| PUMPING | MEWBOURNE OIL COMPANY | 875.00 | 0.032250710 | 28.22 |
| PUMPING | MEWBOURNE OIL COMPANY | 437.50 | 0.032250710 | 14.11 |
| RENTAL SERVICES | NATURAL GAS SERVICES GRO | 4,199.74 | 0.032250710 | 135.44 |
| RENTAL SERVICES | PRESTIGE EQUIPMENT RENTA | 321.75 | 0.032250710 | 10.38 |
| SALT WATER DISPOSAL | TRINITY OILFIELD SERVICES & | 458.50 | 0.032250710 | 14.79 |
| SALT WATER DISPOSAL | OWL SWD OPERATING LLC | 2,270.44 | 0.032250710 | 73.22 |
| SALT WATER DISPOSAL | LIMESTONE BASIN PROPERTIE | 253.27 | 0.032250710 | 8.17 |
| SITE RESTORATION & EXCAVATION | NORTHERN DELAWARE BASIN | 14.18 | 0.032250710 | 0.46 |
| Total Lease Operating Expense Cost | | 14,386.29 | | 463.94 |

62776000-30 SUBTOTAL

14,386.29

463.94

PROPERTY 62776000 TOTAL

14,386.29

463.94

PROPERTY: 62906000 62906000-30 GAZELLE 22 B2MD FED COM 2H

Lease Operating Expense

| | | | | |
|--------------------------|---------------------------|--------|-------------|-------|
| AUTOMATION MAINTENANCE | AMERICAN MILLENNIUM COR | 15.94 | 0.196991940 | 3.13 |
| AUTOMATION MAINTENANCE | AMERICAN MILLENNIUM COR | 12.85 | 0.196991940 | 2.53 |
| AUTOMATION MAINTENANCE | TANKLOGIX LLC | 32.58 | 0.196991940 | 6.42 |
| CHEMICALS-WATER TREATING | CATALYST OILFIELD SERVICE | 448.38 | 0.196991940 | 88.33 |
| CHEMICALS-WATER TREATING | CATALYST OILFIELD SERVICE | 448.38 | 0.196991940 | 88.33 |
| CHEMICALS-WATER TREATING | EPDI | 125.33 | 0.196991940 | 24.70 |
| CHEMICALS-WATER TREATING | EPDI | 260.12 | 0.196991940 | 51.24 |
| CHEMICALS-WATER TREATING | EPDI | 208.09 | 0.196991940 | 40.99 |

04-30-2021

113

MEWBOURNE OIL COMPANY

Page 9

SIANA OIL & GAS CO, LLC
TOM M RAGSDALE
P O BOX 2246
CONROE, TX 77305

INVOICE NO.: 202104-19053

INVOICE DATE: 4-30-2021

OWNER: 035904-1

BILLING FOR: April 2021

| REFERENCE/DESCRIPTION OF CHARGES | | GROSS CHARGES | WORKING INTEREST | NET CHARGE |
|---|---------------------------|---------------|------------------|------------|
| CHEMICALS-WATER TREATING | EPDI | 104.05 | 0.196991940 | 20.49 |
| COMPANY SUPERVISION | MEWBOURNE OIL COMPANY | 300.00 | 0.196991940 | 59.10 |
| EMISSIONS CONTROL EQUIPMENT MAINTENANCE | G&A FABRICATION LLC | 102.31 | 0.196991940 | 20.16 |
| EMISSIONS CONTROL EQUIPMENT MAINTENANCE | G&A FABRICATION LLC | 76.17 | 0.196991940 | 15.01 |
| EMISSIONS CONTROL EQUIPMENT MAINTENANCE | G&A FABRICATION LLC | 76.17 | 0.196991940 | 15.01 |
| EMISSIONS CONTROL EQUIPMENT MAINTENANCE | HERO FLARE LLC | 332.25 | 0.196991940 | 65.45 |
| FUEL/ POWER / ELECTRICAL | XCEL ENERGY | 0.01 | 0.196991940 | 0.00 |
| FUEL/ POWER / ELECTRICAL | PILOT THOMAS LOGISTICS LL | 67.64 | 0.196991940 | 13.32 |
| FUEL/ POWER / ELECTRICAL | PILOT THOMAS LOGISTICS LL | 56.24 | 0.196991940 | 11.08 |
| FUEL/ POWER / ELECTRICAL | PILOT THOMAS LOGISTICS LL | 49.16 | 0.196991940 | 9.69 |
| GATHERING/TREATING/DEHYDRATION | MEWBOURNE OIL COMPANY-I | 66.73 | 0.196991940 | 13.15 |
| LEASE & FACILITY | MEWBOURNE OIL COMPANY | 750.00 | 0.196991940 | 147.74 |
| LEASE & FACILITY | MEWBOURNE OIL COMPANY | 375.00 | 0.196991940 | 73.87 |
| LEASE & FACILITY MAINTENANCE | K&S OILFIELD SUPPLIES LLC | 23.85 | 0.196991940 | 4.70 |
| LEASE & FACILITY MAINTENANCE | MPS ENTERPRISES INC | 193.23 | 0.196991940 | 38.07 |
| LEASE & FACILITY MAINTENANCE | MPS ENTERPRISES INC | 368.79 | 0.196991940 | 72.65 |
| LEASE & FACILITY MAINTENANCE | TURNCO ENTERPRISES LLC | 14.00 | 0.196991940 | 2.76 |
| LEASE & FACILITY MAINTENANCE | TURNCO ENTERPRISES LLC | 14.87 | 0.196991940 | 2.93 |
| LEASE & FACILITY MAINTENANCE | TURNCO ENTERPRISES LLC | 21.00 | 0.196991940 | 4.14 |
| LEASE & FACILITY MAINTENANCE | INGRAM PROFESSIONAL SERV | 264.99 | 0.196991940 | 52.20 |
| LEASE & FACILITY MAINTENANCE | INGRAM PROFESSIONAL SERV | 307.39 | 0.196991940 | 60.56 |
| LEASE & FACILITY MAINTENANCE | INGRAM PROFESSIONAL SERV | 478.26 | 0.196991940 | 94.21 |
| LEASE & FACILITY MAINTENANCE | INGRAM PROFESSIONAL SERV | 130.92 | 0.196991940 | 25.78 |
| LEASE & FACILITY MAINTENANCE | INGRAM PROFESSIONAL SERV | 55.14 | 0.196991940 | 10.86 |
| LEASE & FACILITY MAINTENANCE | INGRAM PROFESSIONAL SERV | 16.93 | 0.196991940 | 3.33 |
| LEASE & FACILITY MAINTENANCE | H-M TRUCKING LLC | 86.32 | 0.196991940 | 17.00 |
| LEASE & FACILITY MAINTENANCE | H-M TRUCKING LLC | 86.32 | 0.196991940 | 17.00 |
| LEASE & FACILITY MAINTENANCE | H-M TRUCKING LLC | 205.00 | 0.196991940 | 40.39 |
| LEASE & FACILITY MAINTENANCE | LIMESTONE BASIN PROPERTIE | 5,747.76 | 0.196991940 | 1,132.27 |
| MISCELLANEOUS EQUIPMENT RENTAL | MEWBOURNE OIL COMPANY | 243.04 | 0.196991940 | 47.88 |
| OVERHEAD-FIXED RATE | MEWBOURNE OIL COMPANY | 889.09 | 0.196991940 | 175.14 |
| PRIME MOVER / PUMP MAINTENANCE | HR COMPRESSION & SERVICE | 46.03 | 0.196991940 | 9.06 |
| PUMPING | MEWBOURNE OIL COMPANY | 875.00 | 0.196991940 | 172.36 |
| PUMPING | MEWBOURNE OIL COMPANY | 437.50 | 0.196991940 | 86.19 |
| RENTAL SERVICES | PRESTIGE EQUIPMENT RENTA | 189.53 | 0.196991940 | 37.34 |
| RENTAL SERVICES | USA COMPRESSION PARTNER | 5,011.26 | 0.196991940 | 987.17 |
| SALT WATER DISPOSAL | OWL SWD OPERATING LLC | 114.70 | 0.196991940 | 22.60 |
| SALT WATER DISPOSAL | LIMESTONE BASIN PROPERTIE | 185.27 | 0.196991940 | 36.50 |
| SITE RESTORATION & EXCAVATION | TURNCO ENTERPRISES LLC | 92.00 | 0.196991940 | 18.13 |
| SITE RESTORATION & EXCAVATION | NORTHERN DELAWARE BASIN | 12.41 | 0.196991940 | 2.44 |
| Total Lease Operating Expense Cost | | 20,018.00 | | 3,943.40 |

04-30-2021

114

MEWBOURNE OIL COMPANY

Page 10

SIANA OIL & GAS CO, LLC
TOM M RAGSDALE
P O BOX 2246
CONROE, TX 77305

INVOICE NO.: 202104-19053

INVOICE DATE: 4-30-2021

OWNER: 035904-1

BILLING FOR: April 2021

| REFERENCE/DESCRIPTION OF CHARGES | | GROSS CHARGES | WORKING INTEREST | NET CHARGE |
|--|-----------------------------|------------------|------------------|------------|
| 62906000-30 SUBTOTAL | | 20,018.00 | 3,943.40 | |
| PROPERTY 62906000 TOTAL | | 20,018.00 | 3,943.40 | |
| PROPERTY: 62915000 62915000-20 CREEDENCE 21/16 W0ED ST COM 2H | | | | |
| <u>Equipment Beyond Wellhead</u> | | | | |
| AUTOMATION METERING EQUIPMENT | MEWBOURNE OIL COMPANY | 3,816.72 | 0.006363620 | 24.29 |
| Total Equipment Beyond Wellhead Cost | | 3,816.72 | | 24.29 |
| 62915000-20 SUBTOTAL | | 3,816.72 | 24.29 | |
| PROPERTY: 62915000 62915000-30 CREEDENCE 21/16 W0ED ST COM 2H | | | | |
| <u>Lease Operating Expense</u> | | | | |
| AUTOMATION MAINTENANCE | AMERICAN MILLENNIUM COR | 6.42 | 0.006363620 | 0.04 |
| COMPANY SUPERVISION | MEWBOURNE OIL COMPANY | 300.00 | 0.006363620 | 1.91 |
| COMPANY SUPERVISION | MEWBOURNE OIL COMPANY | 300.00 | 0.006363620 | 1.91 |
| COMPANY SUPERVISION | MEWBOURNE OIL COMPANY | 1,200.00 | 0.006363620 | 7.64 |
| COMPRESSOR MAINTENANCE | KEYSTONE PUMP & SUPPLY LI | 29.88 | 0.006363620 | 0.19 |
| COMPRESSOR MAINTENANCE | TRINITY OILFIELD SERVICES & | 116.56 | 0.006363620 | 0.74 |
| EMISSIONS CONTROL EQUIPMENT MAINTENANCE | KEYSTONE PUMP & SUPPLY LI | 407.59 | 0.006363620 | 2.59 |
| EMISSIONS CONTROL EQUIPMENT MAINTENANCE | VAPROX LLC | 133.38 | 0.006363620 | 0.85 |
| EMISSIONS CONTROL EQUIPMENT MAINTENANCE | AUTOMATED WELLHEAD COM | 93.78 | 0.006363620 | 0.60 |
| EMISSIONS CONTROL EQUIPMENT MAINTENANCE | AUTOMATED WELLHEAD COM | 94.30 | 0.006363620 | 0.60 |
| EMISSIONS CONTROL EQUIPMENT MAINTENANCE | AUTOMATED WELLHEAD COM | 161.59 | 0.006363620 | 1.03 |
| FUEL/ POWER / ELECTRICAL | XCEL ENERGY | 3,354.17 | 0.006363620 | 21.34 |
| GATHERING/TREATING/DEHYDRATION | GAS WELL SERVICES INC | 121.79 | 0.006363620 | 0.78 |
| GATHERING/TREATING/DEHYDRATION | GAS WELL SERVICES INC | 83.04 | 0.006363620 | 0.53 |
| LEASE & FACILITY | MEWBOURNE OIL COMPANY | 247.50 | 0.006363620 | 1.58 |
| LEASE & FACILITY | MEWBOURNE OIL COMPANY | 375.00 | 0.006363620 | 2.39 |
| LEASE & FACILITY MAINTENANCE | KEYSTONE PUMP & SUPPLY LI | 149.72 | 0.006363620 | 0.95 |
| LEASE & FACILITY MAINTENANCE | KEYSTONE PUMP & SUPPLY LI | 292.30 | 0.006363620 | 1.86 |
| LEASE & FACILITY MAINTENANCE | TURNCO ENTERPRISES LLC | 75.00 | 0.006363620 | 0.48 |
| LEASE & FACILITY MAINTENANCE | TURNCO ENTERPRISES LLC | 100.00 | 0.006363620 | 0.64 |
| LEASE & FACILITY MAINTENANCE | TURNCO ENTERPRISES LLC | 300.00 | 0.006363620 | 1.91 |
| OVERHEAD-FIXED RATE | MEWBOURNE OIL COMPANY | 889.09 | 0.006363620 | 5.66 |
| PUMPING | MEWBOURNE OIL COMPANY | 875.00 | 0.006363620 | 5.57 |
| PUMPING | MEWBOURNE OIL COMPANY | 875.00 | 0.006363620 | 5.57 |
| RENTAL SERVICES | KODIAK GAS SERVICES LLC | 3,715.83 | 0.006363620 | 23.65 |
| SALT WATER DISPOSAL | MEWBOURNE OIL COMPANY | 37,824.98 | 0.006363620 | 240.70 |
| Total Lease Operating Expense Cost | | 52,121.92 | | 331.71 |
| 62915000-30 SUBTOTAL | | 52,121.92 | 331.71 | |
| PROPERTY 62915000 TOTAL | | 55,938.64 | 356.00 | |
| PROPERTY: 62916000 62916000-20 CREEDENCE 21/16 W1ED ST COM 1H | | | | |
| <u>Equipment Beyond Wellhead</u> | | | | |

04-30-2021

115

MEWBOURNE OIL COMPANY

Page 11

SIANA OIL & GAS CO, LLC
TOM M RAGSDALE
P O BOX 2246
CONROE, TX 77305

INVOICE NO.: 202104-19053

INVOICE DATE: 4-30-2021

OWNER: 035904-1

BILLING FOR: April 2021

| REFERENCE/DESCRIPTION OF CHARGES | | GROSS CHARGES | WORKING INTEREST | NET CHARGE |
|--|-----------------------------|------------------|------------------|------------|
| AUTOMATION METERING EQUIPMENT | MEWBOURNE OIL COMPANY | 1,937.52 | 0.006363620 | 12.33 |
| Total Equipment Beyond Wellhead Cost | | 1,937.52 | | 12.33 |
| 62916000-20 SUBTOTAL | | 1,937.52 | 12.33 | |
| PROPERTY: 62916000 62916000-30 CREEDENCE 21/16 WIED ST COM 1H | | | | |
| <u>Lease Operating Expense</u> | | | | |
| AUTOMATION MAINTENANCE | AMERICAN MILLENNIUM COR | 6.43 | 0.006363620 | 0.04 |
| COMPANY SUPERVISION | MEWBOURNE OIL COMPANY | 300.00 | 0.006363620 | 1.91 |
| COMPANY SUPERVISION | MEWBOURNE OIL COMPANY | 600.00 | 0.006363620 | 3.82 |
| COMPANY SUPERVISION | MEWBOURNE OIL COMPANY | 600.00 | 0.006363620 | 3.82 |
| COMPRESSOR MAINTENANCE | KEYSTONE PUMP & SUPPLY LI | 29.87 | 0.006363620 | 0.19 |
| COMPRESSOR MAINTENANCE | TRINITY OILFIELD SERVICES & | 116.55 | 0.006363620 | 0.74 |
| EMISSIONS CONTROL EQUIPMENT MAINTENANCE | KEYSTONE PUMP & SUPPLY LI | 407.59 | 0.006363620 | 2.59 |
| EMISSIONS CONTROL EQUIPMENT MAINTENANCE | VAPROX LLC | 133.38 | 0.006363620 | 0.85 |
| EMISSIONS CONTROL EQUIPMENT MAINTENANCE | AUTOMATED WELLHEAD COM | 93.78 | 0.006363620 | 0.60 |
| EMISSIONS CONTROL EQUIPMENT MAINTENANCE | AUTOMATED WELLHEAD COM | 94.30 | 0.006363620 | 0.60 |
| EMISSIONS CONTROL EQUIPMENT MAINTENANCE | AUTOMATED WELLHEAD COM | 161.58 | 0.006363620 | 1.03 |
| FUEL/ POWER / ELECTRICAL | XCEL ENERGY | 4,369.51 | 0.006363620 | 27.81 |
| GATHERING/TREATING/DEHYDRATION | GAS WELL SERVICES INC | 121.80 | 0.006363620 | 0.78 |
| GATHERING/TREATING/DEHYDRATION | GAS WELL SERVICES INC | 83.05 | 0.006363620 | 0.53 |
| LEASE & FACILITY | MEWBOURNE OIL COMPANY | 247.50 | 0.006363620 | 1.58 |
| LEASE & FACILITY | MEWBOURNE OIL COMPANY | 187.50 | 0.006363620 | 1.19 |
| LEASE & FACILITY MAINTENANCE | KEYSTONE PUMP & SUPPLY LI | 149.73 | 0.006363620 | 0.95 |
| LEASE & FACILITY MAINTENANCE | KEYSTONE PUMP & SUPPLY LI | 292.31 | 0.006363620 | 1.86 |
| LEASE & FACILITY MAINTENANCE | TURNCO ENTERPRISES LLC | 75.00 | 0.006363620 | 0.48 |
| LEASE & FACILITY MAINTENANCE | TURNCO ENTERPRISES LLC | 100.00 | 0.006363620 | 0.64 |
| OVERHEAD-FIXED RATE | MEWBOURNE OIL COMPANY | 889.09 | 0.006363620 | 5.66 |
| PUMPING | MEWBOURNE OIL COMPANY | 875.00 | 0.006363620 | 5.57 |
| PUMPING | MEWBOURNE OIL COMPANY | 875.00 | 0.006363620 | 5.57 |
| RENTAL SERVICES | KODIAK GAS SERVICES LLC | 3,715.83 | 0.006363620 | 23.65 |
| SALT WATER DISPOSAL | MEWBOURNE OIL COMPANY | 46,104.24 | 0.006363620 | 293.39 |
| Total Lease Operating Expense Cost | | 60,629.04 | | 385.85 |
| 62916000-30 SUBTOTAL | | 60,629.04 | 385.85 | |
| PROPERTY 62916000 TOTAL | | 62,566.56 | 398.18 | |
| PROPERTY: 62948000 62948000-10 INLAND 26/23 B2PI STATE COM 1H | | | | |
| <u>Intangible Well Cost</u> | | | | |
| COMPANY SUPERVISION | MEWBOURNE OIL COMPANY | 187.50 | 0.100000000 | 18.75 |
| WATER AND OTHER | GLENN'S WATER WELL SERVI | 12,532.35 | 0.100000000 | 1,253.23 |
| Total Intangible Well Cost Cost | | 12,719.85 | | 1,271.98 |
| 62948000-10 SUBTOTAL | | 12,719.85 | 1,271.98 | |

04-30-2021

116

MEWBOURNE OIL COMPANY

Page 12

SIANA OIL & GAS CO, LLC
TOM M RAGSDALE
P O BOX 2246
CONROE, TX 77305

INVOICE NO.: 202104-19053

INVOICE DATE: 4-30-2021

OWNER: 035904-1

BILLING FOR: April 2021

| REFERENCE/DESCRIPTION OF CHARGES | | GROSS CHARGES | WORKING INTEREST | NET CHARGE |
|--|-----------------------------|------------------|---------------------|---------------|
| PROPERTY: 62948000 62948000-20 INLAND 26/23 B2PI STATE COM 1H | | | | |
| <u>Intangible Well Cost</u> | | | | |
| COMPANY SUPERVISION | MEWBOURNE OIL COMPANY | 2,400.00 | 0.100000000 | 240.00 |
| COMPANY SUPERVISION | MEWBOURNE OIL COMPANY | 1,200.00 | 0.100000000 | 120.00 |
| COMPANY SUPERVISION | MEWBOURNE OIL COMPANY | 600.00 | 0.100000000 | 60.00 |
| COMPANY SUPERVISION | MEWBOURNE OIL COMPANY | 2,400.00 | 0.100000000 | 240.00 |
| COMPANY SUPERVISION | MEWBOURNE OIL COMPANY | 2,400.00 | 0.100000000 | 240.00 |
| CONTRACT SERVICES & SUPERVISION | SDS PETROLEUM CONSULTAN | 3,165.00 | 0.100000000 | 316.50 |
| EQUIPMENT RENTAL | L & R WELL SERVICE INC | 1,170.84 | 0.100000000 | 117.08 |
| EQUIPMENT RENTAL | PRESTIGE EQUIPMENT RENTA | 4,865.79 | 0.100000000 | 486.58 |
| HORIZONTAL DRILLOUT SERVICES | THRU TUBING SOLUTIONS INC | 21,852.84 | 0.100000000 | 2,185.29 |
| HORIZONTAL DRILLOUT SERVICES | VAREL INTERNATIONAL IND I | 3,173.70 | 0.100000000 | 317.37 |
| HORIZONTAL DRILLOUT SERVICES | WELL FOAM INC | 22,672.45 | 0.100000000 | 2,267.25 |
| HORIZONTAL DRILLOUT SERVICES | SWABCO INC | 303.31 | 0.100000000 | 30.33 |
| HORIZONTAL DRILLOUT SERVICES | GUNS UP SERVICES | 60,514.35 | 0.100000000 | 6,051.43 |
| HORIZONTAL DRILLOUT SERVICES | LESLIE CRAIG | 2,233.91 | 0.100000000 | 223.40 |
| HORIZONTAL DRILLOUT SERVICES | KLX ENERGY SERVICES LLC | 44,362.75 | 0.100000000 | 4,436.28 |
| HORIZONTAL DRILLOUT SERVICES | SARGE TRUCKING SERVICES, I | 407.05 | 0.100000000 | 40.70 |
| LOCATION / RESTORATION | DUKE OILFIELD SERVICES LLC | 211.00 | 0.100000000 | 21.10 |
| LOCATION / RESTORATION | PARKER ENERGY SUPPORT SE | 1,837.47 | 0.100000000 | 183.75 |
| LOCATION / RESTORATION | PARKER ENERGY SUPPORT SE | 2,740.24 | 0.100000000 | 274.02 |
| LOCATION / RESTORATION | SUNDANCE SERVICES WEST IN | 375.60 | 0.100000000 | 37.56 |
| LOCATION / RESTORATION | SUNDANCE SERVICES WEST IN | 2,957.00 | 0.100000000 | 295.70 |
| LOCATION / RESTORATION | NORTHERN DELAWARE BASIN | 221.55 | 0.100000000 | 22.16 |
| OVERHEAD FIXED RATE | MEWBOURNE OIL COMPANY | 1,989.70 | 0.100000000 | 198.97 |
| OVERHEAD FIXED RATE | MEWBOURNE OIL COMPANY | 17,172.19 | 0.100000000 | 1,717.22 |
| STIMULATION RENTALS & OTHER | WELL FOAM INC | 3,204.38 | 0.100000000 | 320.44 |
| STIMULATION RENTALS & OTHER | GUNS UP SERVICES | 26,391.90 | 0.100000000 | 2,639.19 |
| STIMULATION RENTALS & OTHER | D&H TRUCKING | 987.06 | 0.100000000 | 98.70 |
| STIMULATION RENTALS & OTHER | LESLIE CRAIG | 12,467.83 | 0.100000000 | 1,246.78 |
| STIMULATION RENTALS & OTHER | TRINITY OILFIELD SERVICES & | 205.73 | 0.100000000 | 20.57 |
| STIMULATION RENTALS & OTHER | TANMAR RENTALS LLC | 4,977.67 | 0.100000000 | 497.77 |
| STIMULATION RENTALS & OTHER | TANMAR RENTALS LLC | 3,017.09 | 0.100000000 | 301.71 |
| TRANSPORTATION | L & R WELL SERVICE INC | 95.36 | 0.100000000 | 9.53 |
| TRANSPORTATION | PRESTIGE EQUIPMENT RENTA | 1,068.15 | 0.100000000 | 106.82 |
| WELDING / CONSTRUCTION / MAINT. SERVICES | MEWBOURNE OIL COMPANY | 375.00 | 0.100000000 | 37.50 |
| Total Intangible Well Cost Cost | | 254,016.91 | | 25,401.70 |
| <u>Tangible Well Cost</u> | | | | |
| TUBING HEAD & UPPER SECTION | DIVINE WIRELINE SOLUTIONS | 11,107.86 | 0.100000000 | 1,110.79 |
| TUBING HEAD & UPPER SECTION | VANZANDT CONTROLS, LLC | 3,148.00 | 0.100000000 | 314.80 |
| TUBING HEAD & UPPER SECTION | VANZANDT CONTROLS, LLC | 6,296.00 | 0.100000000 | 629.60 |
| Total Tangible Well Cost Cost | | 20,551.86 | | 2,055.19 |

04-30-2021

117

MEWBOURNE OIL COMPANY

Page 13

SIANA OIL & GAS CO, LLC
TOM M RAGSDALE
P O BOX 2246
CONROE, TX 77305

INVOICE NO.: 202104-19053

INVOICE DATE: 4-30-2021

OWNER: 035904-1

BILLING FOR: April 2021

| REFERENCE/DESCRIPTION OF CHARGES | | GROSS CHARGES | WORKING INTEREST | NET CHARGE |
|--------------------------------------|-----------------------------|---------------|------------------|------------|
| <u>Equipment Beyond Wellhead</u> | | | | |
| AUTOMATION METERING EQUIPMENT | INGRAM PROFESSIONAL SERV | 10,556.75 | 0.100000000 | 1,055.67 |
| ELECTRICAL INSTALLATIONS | INGRAM PROFESSIONAL SERV | 43,901.27 | 0.100000000 | 4,390.12 |
| FITTINGS / VALVES & ACCESSORIES | JET SPECIALTY & SUPPLY INC | 498.10 | 0.100000000 | 49.81 |
| FITTINGS / VALVES & ACCESSORIES | GARNER PUMP & SUPPLY INC | 1,670.58 | 0.100000000 | 167.06 |
| PRODUCTION EQUIP INSTALLATION | DIVERSIFIED FIELD SERVICES | 1,474.36 | 0.100000000 | 147.44 |
| PRODUCTION EQUIP INSTALLATION | G&A FABRICATION LLC | 2,700.39 | 0.100000000 | 270.04 |
| PRODUCTION EQUIP INSTALLATION | JUSTIN WILSON | 927.61 | 0.100000000 | 92.76 |
| PRODUCTION EQUIP INSTALLATION | JUSTIN WILSON | 508.56 | 0.100000000 | 50.86 |
| PRODUCTION EQUIP INSTALLATION | TRINITY OILFIELD SERVICES & | 316.50 | 0.100000000 | 31.65 |
| PRODUCTION EQUIP INSTALLATION | TRINITY OILFIELD SERVICES & | 205.73 | 0.100000000 | 20.57 |
| PRODUCTION EQUIP INSTALLATION | TRINITY OILFIELD SERVICES & | 635.75 | 0.100000000 | 63.58 |
| PRODUCTION EQUIP INSTALLATION | TRINITY OILFIELD SERVICES & | 205.73 | 0.100000000 | 20.57 |
| PRODUCTION EQUIP INSTALLATION | TRINITY OILFIELD SERVICES & | 240.02 | 0.100000000 | 24.00 |
| PRODUCTION EQUIP INSTALLATION | TRINITY OILFIELD SERVICES & | 137.15 | 0.100000000 | 13.71 |
| PRODUCTION EQUIP INSTALLATION | TRINITY OILFIELD SERVICES & | 240.02 | 0.100000000 | 24.00 |
| PRODUCTION EQUIP INSTALLATION | TRINITY OILFIELD SERVICES & | 205.73 | 0.100000000 | 20.57 |
| PRODUCTION EQUIP INSTALLATION | TRINITY OILFIELD SERVICES & | 137.15 | 0.100000000 | 13.71 |
| SEPARATION / TREATING EQUIPMENT | G&A FABRICATION LLC | 907.37 | 0.100000000 | 90.74 |
| Total Equipment Beyond Wellhead Cost | | 65,468.77 | | 6,546.86 |

62948000-20 SUBTOTAL

340,037.54

34,003.75

PROPERTY: 62948000 62948000-30 INLAND 26/23 B2PI STATE COM 1H

Lease Operating Expense

| | | | | |
|--------------------------|----------------------------|----------|-------------|--------|
| AUTOMATION MAINTENANCE | TANKLOGIX LLC | 821.61 | 0.100000000 | 82.17 |
| CHEMICALS-OIL TREATING | CATALYST OILFIELD SERVICE | 1,015.44 | 0.100000000 | 101.54 |
| CHEMICALS-OIL TREATING | CATALYST OILFIELD SERVICE | 1,523.16 | 0.100000000 | 152.32 |
| CHEMICALS-WATER TREATING | EPDI | 4,030.15 | 0.100000000 | 403.01 |
| CHEMICALS-WATER TREATING | EPDI | 398.04 | 0.100000000 | 39.80 |
| CHEMICALS-WATER TREATING | EPDI | 2,686.77 | 0.100000000 | 268.68 |
| COMPANY SUPERVISION | MEWBOURNE OIL COMPANY | 600.00 | 0.100000000 | 60.00 |
| COMPANY SUPERVISION | MEWBOURNE OIL COMPANY | 1,200.00 | 0.100000000 | 120.00 |
| COMPANY SUPERVISION | MEWBOURNE OIL COMPANY | 1,800.00 | 0.100000000 | 180.00 |
| COMPANY SUPERVISION | MEWBOURNE OIL COMPANY | 1,200.00 | 0.100000000 | 120.00 |
| COMPANY SUPERVISION | MEWBOURNE OIL COMPANY | 2,208.00 | 0.100000000 | 220.80 |
| COMPANY SUPERVISION | MEWBOURNE OIL COMPANY | 600.00 | 0.100000000 | 60.00 |
| COMPANY SUPERVISION | MEWBOURNE OIL COMPANY | 1,200.00 | 0.100000000 | 120.00 |
| CONTRACT SUPERVISION | PACE OILFIELD SERVICES INC | 6,357.96 | 0.100000000 | 635.79 |
| CONTRACT SUPERVISION | PACE OILFIELD SERVICES INC | 7,579.52 | 0.100000000 | 757.95 |
| CONTRACT SUPERVISION | PACE OILFIELD SERVICES INC | 7,579.52 | 0.100000000 | 757.95 |
| CONTRACT SUPERVISION | PACE OILFIELD SERVICES INC | 7,579.52 | 0.100000000 | 757.95 |
| CONTRACT SUPERVISION | PACE OILFIELD SERVICES INC | 7,579.52 | 0.100000000 | 757.95 |

04-30-2021

118

MEWBOURNE OIL COMPANY

Page 14

SIANA OIL & GAS CO, LLC
TOM M RAGSDALE
P O BOX 2246
CONROE, TX 77305

INVOICE NO.: 202104-19053

INVOICE DATE: 4-30-2021

OWNER: 035904-1

BILLING FOR: April 2021

| REFERENCE/DESCRIPTION OF CHARGES | | GROSS CHARGES | WORKING INTEREST | NET CHARGE |
|---|----------------------------|---------------|------------------|------------|
| EMISSIONS CONTROL EQUIPMENT MAINTENANCE | GARNER PUMP & SUPPLY INC | 65.29 | 0.100000000 | 6.53 |
| EMISSIONS CONTROL EQUIPMENT MAINTENANCE | AUTOMATED WELLHEAD COM | 322.31 | 0.100000000 | 32.23 |
| GATHERING/TREATING/DEHYDRATION | JET LABORATORIES INC | 39.52 | 0.100000000 | 3.95 |
| GATHERING/TREATING/DEHYDRATION | ATCHAFALAYA MEASUREMEI | 2,531.84 | 0.100000000 | 253.19 |
| LEASE & FACILITY | MEWBOURNE OIL COMPANY | 750.00 | 0.100000000 | 75.00 |
| LEASE & FACILITY | MEWBOURNE OIL COMPANY | 1,500.00 | 0.100000000 | 150.00 |
| LEASE & FACILITY | MEWBOURNE OIL COMPANY | 187.50 | 0.100000000 | 18.75 |
| LEASE & FACILITY | MEWBOURNE OIL COMPANY | 1,125.00 | 0.100000000 | 112.50 |
| LEASE & FACILITY | MEWBOURNE OIL COMPANY | 622.50 | 0.100000000 | 62.25 |
| LEASE & FACILITY MAINTENANCE | GARNER PUMP & SUPPLY INC | 324.60 | 0.100000000 | 32.46 |
| LEASE & FACILITY MAINTENANCE | GARNER PUMP & SUPPLY INC | 20.52 | 0.100000000 | 2.05 |
| LEASE & FACILITY MAINTENANCE | GARNER PUMP & SUPPLY INC | 338.19 | 0.100000000 | 33.82 |
| LEASE & FACILITY MAINTENANCE | GARNER PUMP & SUPPLY INC | 19.68 | 0.100000000 | 1.97 |
| LEASE & FACILITY MAINTENANCE | TURNCO ENTERPRISES LLC | 200.00 | 0.100000000 | 20.00 |
| LEASE & FACILITY MAINTENANCE | H-M TRUCKING LLC | 776.85 | 0.100000000 | 77.69 |
| LEASE & FACILITY MAINTENANCE | EP&S LLC | 699.81 | 0.100000000 | 69.98 |
| LEASE & FACILITY MAINTENANCE | EP&S LLC | 1,600.25 | 0.100000000 | 160.02 |
| LEASE & FACILITY MAINTENANCE | EP&S LLC | 26.56 | 0.100000000 | 2.66 |
| LEASE & FACILITY MAINTENANCE | TNT SPECIALTIES DBA TNT OI | 57.30 | 0.100000000 | 5.73 |
| MISCELLANEOUS EQUIPMENT RENTAL | PACE OILFIELD SERVICES INC | 2,846.79 | 0.100000000 | 284.68 |
| MISCELLANEOUS EQUIPMENT RENTAL | PACE OILFIELD SERVICES INC | 551.90 | 0.100000000 | 55.19 |
| OVERHEAD-FIXED RATE | MEWBOURNE OIL COMPANY | 889.09 | 0.100000000 | 88.91 |
| PRIME MOVER / PUMP MAINTENANCE | HR COMPRESSION & SERVICE | 379.67 | 0.100000000 | 37.97 |
| PUMPING | MEWBOURNE OIL COMPANY | 875.00 | 0.100000000 | 87.50 |
| PUMPING | MEWBOURNE OIL COMPANY | 875.00 | 0.100000000 | 87.50 |
| RENTAL SERVICES | USA COMPRESSION PARTNER | 4,768.13 | 0.100000000 | 476.81 |
| RENTAL SERVICES | MESA NATURAL GAS Soluti | 3,051.77 | 0.100000000 | 305.18 |
| SALT WATER DISPOSAL | GUNS UP SERVICES | 4,588.36 | 0.100000000 | 458.83 |
| SALT WATER DISPOSAL | TRINITY OILFIELD SERVICES | 1,089.29 | 0.100000000 | 108.93 |
| SALT WATER DISPOSAL | 3 BEAR DELAWARE OPERATI | 33,055.98 | 0.100000000 | 3,305.60 |
| SALT WATER DISPOSAL | RAZ OIL AND GAS | 85.72 | 0.100000000 | 8.57 |
| SALT WATER DISPOSAL | RAZ OIL AND GAS | 1,671.52 | 0.100000000 | 167.15 |
| SALT WATER DISPOSAL | RAZ OIL AND GAS | 440.60 | 0.100000000 | 44.06 |
| SALT WATER DISPOSAL | RAZ OIL AND GAS | 2,808.15 | 0.100000000 | 280.81 |
| SALT WATER DISPOSAL | SARGE TRUCKING SERVICES, I | 7,663.16 | 0.100000000 | 766.32 |
| SITE RESTORATION & EXCAVATION | HALL ENVIRONMENTAL ANAI | 59.33 | 0.100000000 | 5.93 |
| WELL EQUIPMENT-SURFACE | TURNCO ENTERPRISES LLC | 400.00 | 0.100000000 | 40.00 |
| WELL EQUIPMENT-SURFACE | DIVINE WIRELINE SOLUTIONS | 1,535.16 | 0.100000000 | 153.51 |
| WELL SERVICE & REPAIR | L & R WELL SERVICE INC | 3,809.20 | 0.100000000 | 380.92 |
| Total Lease Operating Expense Cost | | 138,610.75 | | 13,861.06 |

62948000-30 SUBTOTAL

138,610.75

13,861.06

04-30-2021

119

MEWBOURNE OIL COMPANY

Page 15

SIANA OIL & GAS CO, LLC
TOM M RAGSDALE
P O BOX 2246
CONROE, TX 77305

INVOICE NO.: 202104-19053

INVOICE DATE: 4-30-2021

OWNER: 035904-1

BILLING FOR: April 2021

| REFERENCE/DESCRIPTION OF CHARGES | | GROSS CHARGES | WORKING INTEREST | NET CHARGE |
|--|---------------------------|-------------------|---------------------|-------------------|
| PROPERTY 62948000 TOTAL | | 491,368.14 | 49,136.79 | |
| 62948000PREPAYMENTS | | | | -49,136.79 |
| PROPERTY: 62958000 62958000-30 GAZELLE 22 B3MD FED COM 1H | | | | |
| <u>Lease Operating Expense</u> | | | | |
| AUTOMATION MAINTENANCE | AMERICAN MILLENNIUM COR | 15.94 | 0.196991940 | 3.13 |
| AUTOMATION MAINTENANCE | AMERICAN MILLENNIUM COR | 12.85 | 0.196991940 | 2.53 |
| AUTOMATION MAINTENANCE | TANKLOGIX LLC | 32.58 | 0.196991940 | 6.42 |
| CHEMICALS-WATER TREATING | EPDI | 121.93 | 0.196991940 | 24.02 |
| CHEMICALS-WATER TREATING | EPDI | 253.06 | 0.196991940 | 49.85 |
| CHEMICALS-WATER TREATING | EPDI | 202.44 | 0.196991940 | 39.88 |
| CHEMICALS-WATER TREATING | EPDI | 101.22 | 0.196991940 | 19.93 |
| COMPANY SUPERVISION | MEWBOURNE OIL COMPANY | 300.00 | 0.196991940 | 59.10 |
| EMISSIONS CONTROL EQUIPMENT MAINTENANCE | G&A FABRICATION LLC | 102.31 | 0.196991940 | 20.16 |
| EMISSIONS CONTROL EQUIPMENT MAINTENANCE | G&A FABRICATION LLC | 76.19 | 0.196991940 | 15.01 |
| EMISSIONS CONTROL EQUIPMENT MAINTENANCE | G&A FABRICATION LLC | 76.19 | 0.196991940 | 15.01 |
| EMISSIONS CONTROL EQUIPMENT MAINTENANCE | HERO FLARE LLC | 332.25 | 0.196991940 | 65.45 |
| FUEL/ POWER / ELECTRICAL | XCEL ENERGY | 0.01 | 0.196991940 | 0.00 |
| FUEL/ POWER / ELECTRICAL | PILOT THOMAS LOGISTICS LL | 59.78 | 0.196991940 | 11.78 |
| FUEL/ POWER / ELECTRICAL | PILOT THOMAS LOGISTICS LL | 49.70 | 0.196991940 | 9.79 |
| FUEL/ POWER / ELECTRICAL | PILOT THOMAS LOGISTICS LL | 43.44 | 0.196991940 | 8.56 |
| GATHERING/TREATING/DEHYDRATION | MEWBOURNE OIL COMPANY-I | 66.72 | 0.196991940 | 13.15 |
| LEASE & FACILITY MAINTENANCE | K&S OILFIELD SUPPLIES LLC | 20.44 | 0.196991940 | 4.03 |
| LEASE & FACILITY MAINTENANCE | MPS ENTERPRISES INC | 165.62 | 0.196991940 | 32.63 |
| LEASE & FACILITY MAINTENANCE | MPS ENTERPRISES INC | 316.11 | 0.196991940 | 62.27 |
| LEASE & FACILITY MAINTENANCE | TURNCO ENTERPRISES LLC | 12.00 | 0.196991940 | 2.36 |
| LEASE & FACILITY MAINTENANCE | TURNCO ENTERPRISES LLC | 12.75 | 0.196991940 | 2.51 |
| LEASE & FACILITY MAINTENANCE | TURNCO ENTERPRISES LLC | 18.00 | 0.196991940 | 3.55 |
| LEASE & FACILITY MAINTENANCE | INGRAM PROFESSIONAL SERV | 264.97 | 0.196991940 | 52.19 |
| LEASE & FACILITY MAINTENANCE | INGRAM PROFESSIONAL SERV | 307.33 | 0.196991940 | 60.54 |
| LEASE & FACILITY MAINTENANCE | INGRAM PROFESSIONAL SERV | 478.17 | 0.196991940 | 94.20 |
| LEASE & FACILITY MAINTENANCE | INGRAM PROFESSIONAL SERV | 115.70 | 0.196991940 | 22.79 |
| LEASE & FACILITY MAINTENANCE | INGRAM PROFESSIONAL SERV | 55.21 | 0.196991940 | 10.88 |
| LEASE & FACILITY MAINTENANCE | INGRAM PROFESSIONAL SERV | 14.51 | 0.196991940 | 2.86 |
| LEASE & FACILITY MAINTENANCE | H-M TRUCKING LLC | 86.32 | 0.196991940 | 17.00 |
| LEASE & FACILITY MAINTENANCE | H-M TRUCKING LLC | 86.32 | 0.196991940 | 17.00 |
| LEASE & FACILITY MAINTENANCE | H-M TRUCKING LLC | 205.01 | 0.196991940 | 40.39 |
| LEASE & FACILITY MAINTENANCE | EP&S LLC | 78.55 | 0.196991940 | 15.47 |
| LEASE & FACILITY MAINTENANCE | LIMESTONE BASIN PROPERTIE | 5,747.76 | 0.196991940 | 1,132.27 |
| MISCELLANEOUS EQUIPMENT RENTAL | MEWBOURNE OIL COMPANY | 243.04 | 0.196991940 | 47.88 |
| OVERHEAD-FIXED RATE | MEWBOURNE OIL COMPANY | 889.09 | 0.196991940 | 175.14 |
| PRIME MOVER / PUMP MAINTENANCE | HR COMPRESSION & SERVICE | 39.46 | 0.196991940 | 7.77 |

04-30-2021

120

MEWBOURNE OIL COMPANY

Page 16

SIANA OIL & GAS CO, LLC
TOM M RAGSDALE
P O BOX 2246
CONROE, TX 77305

INVOICE NO.: 202104-19053

INVOICE DATE: 4-30-2021

OWNER: 035904-1

BILLING FOR: April 2021

| REFERENCE/DESCRIPTION OF CHARGES | | GROSS CHARGES | WORKING INTEREST | NET CHARGE |
|--|----------------------------|------------------|------------------|------------|
| PUMPING | MEWBOURNE OIL COMPANY | 875.00 | 0.196991940 | 172.36 |
| PUMPING | MEWBOURNE OIL COMPANY | 437.50 | 0.196991940 | 86.19 |
| RENTAL SERVICES | PRESTIGE EQUIPMENT RENTA | 167.49 | 0.196991940 | 33.00 |
| RENTAL SERVICES | KODIAK GAS SERVICES LLC | 4,917.51 | 0.196991940 | 968.71 |
| SALT WATER DISPOSAL | OWL SWD OPERATING LLC | 112.42 | 0.196991940 | 22.15 |
| SALT WATER DISPOSAL | LIMESTONE BASIN PROPERTIE | 164.94 | 0.196991940 | 32.48 |
| SITE RESTORATION & EXCAVATION | TURNCO ENTERPRISES LLC | 92.00 | 0.196991940 | 18.13 |
| SITE RESTORATION & EXCAVATION | NORTHERN DELAWARE BASIN | 10.63 | 0.196991940 | 2.10 |
| Total Lease Operating Expense Cost | | 17,780.46 | | 3,502.62 |
| 62958000-30 SUBTOTAL | | 17,780.46 | 3,502.62 | |
| PROPERTY 62958000 TOTAL | | 17,780.46 | 3,502.62 | |
| PROPERTY: 72076000 72076000-10 INLAND 26/23 B2OJ STATE COM 1H | | | | |
| <u>Intangible Well Cost</u> | | | | |
| COMPANY SUPERVISION | MEWBOURNE OIL COMPANY | 187.50 | 0.100000000 | 18.75 |
| WATER AND OTHER | GLENN'S WATER WELL SERVIC | 12,532.34 | 0.100000000 | 1,253.23 |
| WELDING / CONSTRUCTION / MAINT. SERVICES | MC WELDING LLC | 1,477.59 | 0.100000000 | 147.76 |
| Total Intangible Well Cost Cost | | 14,197.43 | | 1,419.74 |
| 72076000-10 SUBTOTAL | | 14,197.43 | 1,419.74 | |
| PROPERTY: 72076000 72076000-20 INLAND 26/23 B2OJ STATE COM 1H | | | | |
| <u>Intangible Well Cost</u> | | | | |
| COMPANY SUPERVISION | MEWBOURNE OIL COMPANY | 2,400.00 | 0.100000000 | 240.00 |
| COMPANY SUPERVISION | MEWBOURNE OIL COMPANY | 1,200.00 | 0.100000000 | 120.00 |
| COMPANY SUPERVISION | MEWBOURNE OIL COMPANY | 1,200.00 | 0.100000000 | 120.00 |
| COMPANY SUPERVISION | MEWBOURNE OIL COMPANY | 600.00 | 0.100000000 | 60.00 |
| COMPANY SUPERVISION | MEWBOURNE OIL COMPANY | 2,400.00 | 0.100000000 | 240.00 |
| COMPANY SUPERVISION | MEWBOURNE OIL COMPANY | 2,400.00 | 0.100000000 | 240.00 |
| CONTRACT SERVICES & SUPERVISION | SDS PETROLEUM CONSULTAN | 3,165.00 | 0.100000000 | 316.49 |
| CONTRACT SERVICES & SUPERVISION | SDS PETROLEUM CONSULTAN | 8,967.50 | 0.100000000 | 896.75 |
| EQUIPMENT RENTAL | PRESTIGE EQUIPMENT RENTA | 4,865.87 | 0.100000000 | 486.59 |
| HORIZONTAL DRILLOUT SERVICES | THRU TUBING SOLUTIONS INC | 49,901.06 | 0.100000000 | 4,990.11 |
| HORIZONTAL DRILLOUT SERVICES | VAREL INTERNATIONAL IND I | 3,173.70 | 0.100000000 | 317.37 |
| HORIZONTAL DRILLOUT SERVICES | WELL FOAM INC | 26,439.99 | 0.100000000 | 2,644.00 |
| HORIZONTAL DRILLOUT SERVICES | SWABCO INC | 303.31 | 0.100000000 | 30.33 |
| HORIZONTAL DRILLOUT SERVICES | GUNS UP SERVICES | 60,514.35 | 0.100000000 | 6,051.43 |
| HORIZONTAL DRILLOUT SERVICES | LESLIE CRAIG | 2,233.91 | 0.100000000 | 223.39 |
| HORIZONTAL DRILLOUT SERVICES | KLX ENERGY SERVICES LLC | 91,679.50 | 0.100000000 | 9,167.95 |
| HORIZONTAL DRILLOUT SERVICES | SARGE TRUCKING SERVICES, I | 407.03 | 0.100000000 | 40.70 |
| LOCATION / RESTORATION | DUKE OILFIELD SERVICES LLC | 211.00 | 0.100000000 | 21.10 |
| LOCATION / RESTORATION | PARKER ENERGY SUPPORT SE | 1,837.45 | 0.100000000 | 183.74 |
| LOCATION / RESTORATION | PARKER ENERGY SUPPORT SE | 2,740.22 | 0.100000000 | 274.02 |

04-30-2021

121

MEWBOURNE OIL COMPANY

Page 17

SIANA OIL & GAS CO, LLC
TOM M RAGSDALE
P O BOX 2246
CONROE, TX 77305

INVOICE NO.: 202104-19053

INVOICE DATE: 4-30-2021

OWNER: 035904-1

BILLING FOR: April 2021

| REFERENCE/DESCRIPTION OF CHARGES | | GROSS CHARGES | WORKING INTEREST | NET CHARGE |
|---|-----------------------------|---------------|------------------|------------|
| LOCATION / RESTORATION | SUNDANCE SERVICES WEST IN | 375.59 | 0.100000000 | 37.56 |
| LOCATION / RESTORATION | SUNDANCE SERVICES WEST IN | 2,956.99 | 0.100000000 | 295.70 |
| LOCATION / RESTORATION | NORTHERN DELAWARE BASIN | 221.55 | 0.100000000 | 22.16 |
| OVERHEAD FIXED RATE | MEWBOURNE OIL COMPANY | 1,705.46 | 0.100000000 | 170.55 |
| OVERHEAD FIXED RATE | MEWBOURNE OIL COMPANY | 17,172.27 | 0.100000000 | 1,717.23 |
| STIMULATION RENTALS & OTHER | WELL FOAM INC | 3,204.38 | 0.100000000 | 320.44 |
| STIMULATION RENTALS & OTHER | GUNS UP SERVICES | 26,391.90 | 0.100000000 | 2,639.19 |
| STIMULATION RENTALS & OTHER | D&H TRUCKING | 987.06 | 0.100000000 | 98.70 |
| STIMULATION RENTALS & OTHER | LESLIE CRAIG | 12,467.83 | 0.100000000 | 1,246.78 |
| STIMULATION RENTALS & OTHER | TRINITY OILFIELD SERVICES & | 205.73 | 0.100000000 | 20.57 |
| STIMULATION RENTALS & OTHER | TANMAR RENTALS LLC | 4,977.67 | 0.100000000 | 497.77 |
| STIMULATION RENTALS & OTHER | TANMAR RENTALS LLC | 3,017.09 | 0.100000000 | 301.71 |
| TRANSPORTATION | L & R WELL SERVICE INC | 95.36 | 0.100000000 | 9.54 |
| TRANSPORTATION | JW OILFIELD HAULING INC | 1,345.84 | 0.100000000 | 134.59 |
| TRANSPORTATION | PRESTIGE EQUIPMENT RENTA | 1,068.18 | 0.100000000 | 106.82 |
| WELDING / CONSTRUCTION / MAINT. SERVICES | MEWBOURNE OIL COMPANY | 375.00 | 0.100000000 | 37.50 |
| Total Intangible Well Cost Cost | | 343,207.79 | | 34,320.78 |
| <u>Tangible Well Cost</u> | | | | |
| TUBING HEAD & UPPER SECTION | VANZANDT CONTROLS, LLC | 3,148.00 | 0.100000000 | 314.80 |
| Total Tangible Well Cost Cost | | 3,148.00 | | 314.80 |
| <u>Equipment Beyond Wellhead</u> | | | | |
| AUTOMATION METERING EQUIPMENT | INGRAM PROFESSIONAL SERV | 10,556.73 | 0.100000000 | 1,055.67 |
| ELECTRICAL INSTALLATIONS | INGRAM PROFESSIONAL SERV | 43,901.19 | 0.100000000 | 4,390.12 |
| FITTINGS / VALVES & ACCESSORIES | JET SPECIALTY & SUPPLY INC | 498.11 | 0.100000000 | 49.81 |
| FITTINGS / VALVES & ACCESSORIES | GARNER PUMP & SUPPLY INC | 1,670.58 | 0.100000000 | 167.06 |
| PRODUCTION EQUIP INSTALLATION | DIVERSIFIED FIELD SERVICES | 1,474.37 | 0.100000000 | 147.44 |
| PRODUCTION EQUIP INSTALLATION | G&A FABRICATION LLC | 2,700.41 | 0.100000000 | 270.04 |
| PRODUCTION EQUIP INSTALLATION | JUSTIN WILSON | 927.59 | 0.100000000 | 92.76 |
| PRODUCTION EQUIP INSTALLATION | JUSTIN WILSON | 508.56 | 0.100000000 | 50.85 |
| PRODUCTION EQUIP INSTALLATION | TRINITY OILFIELD SERVICES & | 316.50 | 0.100000000 | 31.65 |
| PRODUCTION EQUIP INSTALLATION | TRINITY OILFIELD SERVICES & | 205.72 | 0.100000000 | 20.57 |
| PRODUCTION EQUIP INSTALLATION | TRINITY OILFIELD SERVICES & | 205.72 | 0.100000000 | 20.57 |
| PRODUCTION EQUIP INSTALLATION | TRINITY OILFIELD SERVICES & | 240.01 | 0.100000000 | 24.00 |
| PRODUCTION EQUIP INSTALLATION | TRINITY OILFIELD SERVICES & | 137.15 | 0.100000000 | 13.71 |
| PRODUCTION EQUIP INSTALLATION | TRINITY OILFIELD SERVICES & | 240.01 | 0.100000000 | 24.00 |
| PRODUCTION EQUIP INSTALLATION | TRINITY OILFIELD SERVICES & | 205.72 | 0.100000000 | 20.57 |
| PRODUCTION EQUIP INSTALLATION | TRINITY OILFIELD SERVICES & | 137.15 | 0.100000000 | 13.71 |
| SEPARATION / TREATING EQUIPMENT | G&A FABRICATION LLC | 907.38 | 0.100000000 | 90.74 |
| Total Equipment Beyond Wellhead Cost | | 64,832.90 | | 6,483.27 |
| 72076000-20 SUBTOTAL | | 411,188.69 | | 41,118.85 |
| PROPERTY: 72076000 72076000-30 INLAND 26/23 B2OJ STATE COM 1H | | | | |

04-30-2021

122

MEWBOURNE OIL COMPANY

Page 18

SIANA OIL & GAS CO, LLC
TOM M RAGSDALE
P O BOX 2246
CONROE, TX 77305

INVOICE NO.: 202104-19053

INVOICE DATE: 4-30-2021

OWNER: 035904-1

BILLING FOR: April 2021

| REFERENCE/DESCRIPTION OF CHARGES | | GROSS CHARGES | WORKING INTEREST | NET CHARGE |
|---|----------------------------|------------------|---------------------|---------------|
| <u>Lease Operating Expense</u> | | | | |
| AUTOMATION MAINTENANCE | TANKLOGIX LLC | 821.60 | 0.10000000 | 82.16 |
| CHEMICALS-OIL TREATING | CATALYST OILFIELD SERVICE | 4,061.75 | 0.10000000 | 406.18 |
| CHEMICALS-OIL TREATING | CATALYST OILFIELD SERVICE | 1,523.16 | 0.10000000 | 152.32 |
| CHEMICALS-WATER TREATING | EPDI | 3,401.80 | 0.10000000 | 340.18 |
| CHEMICALS-WATER TREATING | EPDI | 335.98 | 0.10000000 | 33.60 |
| CHEMICALS-WATER TREATING | EPDI | 2,267.86 | 0.10000000 | 226.78 |
| COMPANY SUPERVISION | MEWBOURNE OIL COMPANY | 600.00 | 0.10000000 | 60.00 |
| COMPANY SUPERVISION | MEWBOURNE OIL COMPANY | 1,200.00 | 0.10000000 | 120.00 |
| COMPANY SUPERVISION | MEWBOURNE OIL COMPANY | 1,800.00 | 0.10000000 | 180.00 |
| COMPANY SUPERVISION | MEWBOURNE OIL COMPANY | 1,200.00 | 0.10000000 | 120.00 |
| COMPANY SUPERVISION | MEWBOURNE OIL COMPANY | 2,196.00 | 0.10000000 | 219.60 |
| COMPANY SUPERVISION | MEWBOURNE OIL COMPANY | 600.00 | 0.10000000 | 60.00 |
| COMPANY SUPERVISION | MEWBOURNE OIL COMPANY | 1,200.00 | 0.10000000 | 120.00 |
| CONTRACT SUPERVISION | PACE OILFIELD SERVICES INC | 6,357.96 | 0.10000000 | 635.79 |
| CONTRACT SUPERVISION | PACE OILFIELD SERVICES INC | 7,579.52 | 0.10000000 | 757.95 |
| CONTRACT SUPERVISION | PACE OILFIELD SERVICES INC | 7,579.52 | 0.10000000 | 757.95 |
| CONTRACT SUPERVISION | PACE OILFIELD SERVICES INC | 7,579.52 | 0.10000000 | 757.95 |
| CONTRACT SUPERVISION | PACE OILFIELD SERVICES INC | 7,579.52 | 0.10000000 | 757.95 |
| EMISSIONS CONTROL EQUIPMENT MAINTENANCE | GARNER PUMP & SUPPLY INC | 65.28 | 0.10000000 | 6.52 |
| EMISSIONS CONTROL EQUIPMENT MAINTENANCE | AUTOMATED WELLHEAD COM | 322.30 | 0.10000000 | 32.23 |
| GATHERING/TREATING/DEHYDRATION | JET LABORATORIES INC | 39.52 | 0.10000000 | 3.96 |
| GATHERING/TREATING/DEHYDRATION | ATCHAFALAYA MEASUREMEN | 1,293.80 | 0.10000000 | 129.38 |
| LEASE & FACILITY | MEWBOURNE OIL COMPANY | 1,500.00 | 0.10000000 | 150.00 |
| LEASE & FACILITY | MEWBOURNE OIL COMPANY | 187.50 | 0.10000000 | 18.75 |
| LEASE & FACILITY | MEWBOURNE OIL COMPANY | 1,500.00 | 0.10000000 | 150.00 |
| LEASE & FACILITY | MEWBOURNE OIL COMPANY | 630.00 | 0.10000000 | 63.00 |
| LEASE & FACILITY MAINTENANCE | GARNER PUMP & SUPPLY INC | 2,021.73 | 0.10000000 | 202.18 |
| LEASE & FACILITY MAINTENANCE | GARNER PUMP & SUPPLY INC | 324.60 | 0.10000000 | 32.46 |
| LEASE & FACILITY MAINTENANCE | GARNER PUMP & SUPPLY INC | 20.52 | 0.10000000 | 2.05 |
| LEASE & FACILITY MAINTENANCE | GARNER PUMP & SUPPLY INC | 338.19 | 0.10000000 | 33.82 |
| LEASE & FACILITY MAINTENANCE | GARNER PUMP & SUPPLY INC | 19.66 | 0.10000000 | 1.96 |
| LEASE & FACILITY MAINTENANCE | TURNCO ENTERPRISES LLC | 200.00 | 0.10000000 | 20.00 |
| LEASE & FACILITY MAINTENANCE | EP&S LLC | 699.82 | 0.10000000 | 69.98 |
| LEASE & FACILITY MAINTENANCE | EP&S LLC | 1,600.27 | 0.10000000 | 160.03 |
| LEASE & FACILITY MAINTENANCE | EP&S LLC | 26.56 | 0.10000000 | 2.66 |
| LEASE & FACILITY MAINTENANCE | TNT SPECIALTIES DBA TNT OI | 57.29 | 0.10000000 | 5.73 |
| MISCELLANEOUS EQUIPMENT RENTAL | PACE OILFIELD SERVICES INC | 2,846.79 | 0.10000000 | 284.68 |
| MISCELLANEOUS EQUIPMENT RENTAL | PACE OILFIELD SERVICES INC | 551.91 | 0.10000000 | 55.19 |
| OVERHEAD-FIXED RATE | MEWBOURNE OIL COMPANY | 889.09 | 0.10000000 | 88.91 |
| PRIME MOVER / PUMP MAINTENANCE | HR COMPRESSION & SERVICE | 379.65 | 0.10000000 | 37.96 |
| PUMPING | MEWBOURNE OIL COMPANY | 875.00 | 0.10000000 | 87.50 |

04-30-2021

123

MEWBOURNE OIL COMPANY

Page 19

SIANA OIL & GAS CO, LLC
TOM M RAGSDALE
P O BOX 2246
CONROE, TX 77305

INVOICE NO.: 202104-19053

INVOICE DATE: 4-30-2021

OWNER: 035904-1

BILLING FOR: April 2021

| REFERENCE/DESCRIPTION OF CHARGES | | GROSS CHARGES | WORKING INTEREST | NET CHARGE |
|------------------------------------|-----------------------------|---------------|------------------|------------|
| PUMPING | MEWBOURNE OIL COMPANY | 875.00 | 0.100000000 | 87.50 |
| RENTAL SERVICES | USA COMPRESSION PARTNER | 4,747.51 | 0.100000000 | 474.75 |
| RENTAL SERVICES | MESA NATURAL GAS Soluti | 3,051.75 | 0.100000000 | 305.18 |
| SALT WATER DISPOSAL | GUNS UP SERVICES | 3,754.11 | 0.100000000 | 375.41 |
| SALT WATER DISPOSAL | TRINITY OILFIELD SERVICES & | 1,089.29 | 0.100000000 | 108.93 |
| SALT WATER DISPOSAL | 3 BEAR DELAWARE OPERATI | 26,864.90 | 0.100000000 | 2,686.49 |
| SALT WATER DISPOSAL | RAZ OIL AND GAS | 85.72 | 0.100000000 | 8.57 |
| SALT WATER DISPOSAL | RAZ OIL AND GAS | 1,671.51 | 0.100000000 | 167.15 |
| SALT WATER DISPOSAL | RAZ OIL AND GAS | 440.59 | 0.100000000 | 44.06 |
| SALT WATER DISPOSAL | RAZ OIL AND GAS | 2,808.14 | 0.100000000 | 280.81 |
| SALT WATER DISPOSAL | SARGE TRUCKING SERVICES, I | 7,662.99 | 0.100000000 | 766.30 |
| SALT WATER DISPOSAL | SARGE TRUCKING SERVICES, I | 2,731.53 | 0.100000000 | 273.15 |
| SITE RESTORATION & EXCAVATION | HALL ENVIRONMENTAL ANAI | 59.33 | 0.100000000 | 5.93 |
| Total Lease Operating Expense Cost | | 130,116.04 | | 13,011.59 |
| 72076000-30 SUBTOTAL | | 130,116.04 | | 13,011.59 |
| PROPERTY 72076000 TOTAL | | 555,502.16 | | 55,550.18 |
| 72076000PREPAYMENTS | | | | -55,550.18 |

PROPERTY: 72185000 72185000-20 CREEDENCE 21/16 W0FC ST COM 4H

Intangible Well Cost

| | | | | |
|---------------------------------|-----------------------|----------|-------------|-------|
| OVERHEAD FIXED RATE | MEWBOURNE OIL COMPANY | 2,881.56 | 0.006363620 | 18.34 |
| Total Intangible Well Cost Cost | | 2,881.56 | | 18.34 |

Equipment Beyond Wellhead

| | | | | |
|--------------------------------------|---------------------------|----------|-------------|-------|
| AUTOMATION METERING EQUIPMENT | MEWBOURNE OIL COMPANY | 3,816.72 | 0.006363620 | 24.29 |
| AUTOMATION METERING EQUIPMENT | CONTROL EQUIPMENT INC | 993.89 | 0.006363620 | 6.32 |
| FITTINGS / VALVES & ACCESSORIES | KEYSTONE PUMP & SUPPLY LI | 29.87 | 0.006363620 | 0.19 |
| Total Equipment Beyond Wellhead Cost | | 4,840.48 | | 30.80 |

72185000-20 SUBTOTAL 7,722.04

49.14

PROPERTY: 72185000 72185000-30 CREEDENCE 21/16 W0FC ST COM 4H

Lease Operating Expense

| | | | | |
|------------------------------|--------------------------|----------|-------------|-------|
| AUTOMATION MAINTENANCE | AMERICAN MILLENNIUM COR | 6.42 | 0.006363620 | 0.04 |
| AUTOMATION MAINTENANCE | TANKLOGIX LLC | 139.94 | 0.006363620 | 0.89 |
| AUTOMATION MAINTENANCE | TANKLOGIX LLC | 494.96 | 0.006363620 | 3.15 |
| AUTOMATION MAINTENANCE | VANZANDT CONTROLS, LLC | 3,233.12 | 0.006363620 | 20.57 |
| CHEMICALS-CORROSION TREATING | IMPERATIVE CHEMICAL PART | 625.04 | 0.006363620 | 3.98 |
| CHEMICALS-CORROSION TREATING | IMPERATIVE CHEMICAL PART | 625.04 | 0.006363620 | 3.98 |
| CHEMICALS-CORROSION TREATING | IMPERATIVE CHEMICAL PART | 625.04 | 0.006363620 | 3.98 |
| CHEMICALS-CORROSION TREATING | IMPERATIVE CHEMICAL PART | 625.04 | 0.006363620 | 3.98 |
| CHEMICALS-WATER TREATING | EPDI | 2,029.40 | 0.006363620 | 12.91 |
| CHEMICALS-WATER TREATING | EPDI | 2,157.38 | 0.006363620 | 13.73 |
| COMPANY SUPERVISION | MEWBOURNE OIL COMPANY | 300.00 | 0.006363620 | 1.91 |

04-30-2021

124

MEWBOURNE OIL COMPANY

Page 20

SIANA OIL & GAS CO, LLC
TOM M RAGSDALE
P O BOX 2246
CONROE, TX 77305

INVOICE NO.: 202104-19053

INVOICE DATE: 4-30-2021

OWNER: 035904-1

BILLING FOR: April 2021

| REFERENCE/DESCRIPTION OF CHARGES | | GROSS CHARGES | WORKING INTEREST | NET CHARGE |
|---|-----------------------------|------------------|---------------------|---------------|
| COMPANY SUPERVISION | MEWBOURNE OIL COMPANY | 900.00 | 0.006363620 | 5.73 |
| COMPANY SUPERVISION | MEWBOURNE OIL COMPANY | 600.00 | 0.006363620 | 3.82 |
| COMPANY SUPERVISION | MEWBOURNE OIL COMPANY | 900.00 | 0.006363620 | 5.73 |
| CONTRACT SUPERVISION | TURNCO ENTERPRISES LLC | 66.25 | 0.006363620 | 0.42 |
| CONTRACT SUPERVISION | TURNCO ENTERPRISES LLC | 66.25 | 0.006363620 | 0.42 |
| CONTRACT SUPERVISION | TURNCO ENTERPRISES LLC | 1,601.25 | 0.006363620 | 10.19 |
| CONTRACT SUPERVISION | TURNCO ENTERPRISES LLC | 1,685.25 | 0.006363620 | 10.72 |
| CONTRACT SUPERVISION | TURNCO ENTERPRISES LLC | 1,601.25 | 0.006363620 | 10.19 |
| CONTRACT SUPERVISION | TURNCO ENTERPRISES LLC | 1,601.25 | 0.006363620 | 10.19 |
| CONTRACT SUPERVISION | TURNCO ENTERPRISES LLC | 1,685.25 | 0.006363620 | 10.72 |
| EMISSIONS CONTROL EQUIPMENT MAINTENANCE | KEYSTONE PUMP & SUPPLY LI | 407.58 | 0.006363620 | 2.59 |
| EMISSIONS CONTROL EQUIPMENT MAINTENANCE | VAPROX LLC | 133.39 | 0.006363620 | 0.85 |
| EMISSIONS CONTROL EQUIPMENT MAINTENANCE | AUTOMATED WELLHEAD COM | 93.78 | 0.006363620 | 0.60 |
| EMISSIONS CONTROL EQUIPMENT MAINTENANCE | AUTOMATED WELLHEAD COM | 94.31 | 0.006363620 | 0.60 |
| EMISSIONS CONTROL EQUIPMENT MAINTENANCE | AUTOMATED WELLHEAD COM | 161.59 | 0.006363620 | 1.03 |
| GATHERING/TREATING/DEHYDRATION | GAS WELL SERVICES INC | 121.80 | 0.006363620 | 0.78 |
| GATHERING/TREATING/DEHYDRATION | GAS WELL SERVICES INC | 83.04 | 0.006363620 | 0.53 |
| LEASE & FACILITY | MEWBOURNE OIL COMPANY | 375.00 | 0.006363620 | 2.39 |
| LEASE & FACILITY | MEWBOURNE OIL COMPANY | 375.00 | 0.006363620 | 2.39 |
| LEASE & FACILITY | MEWBOURNE OIL COMPANY | 375.00 | 0.006363620 | 2.39 |
| LEASE & FACILITY | MEWBOURNE OIL COMPANY | 375.00 | 0.006363620 | 2.39 |
| LEASE & FACILITY MAINTENANCE | KEYSTONE PUMP & SUPPLY LI | 149.72 | 0.006363620 | 0.95 |
| LEASE & FACILITY MAINTENANCE | KEYSTONE PUMP & SUPPLY LI | 292.30 | 0.006363620 | 1.86 |
| LEASE & FACILITY MAINTENANCE | TURNCO ENTERPRISES LLC | 75.00 | 0.006363620 | 0.48 |
| LEASE & FACILITY MAINTENANCE | TURNCO ENTERPRISES LLC | 275.00 | 0.006363620 | 1.75 |
| LEASE & FACILITY MAINTENANCE | TURNCO ENTERPRISES LLC | 100.00 | 0.006363620 | 0.64 |
| LEASE & FACILITY MAINTENANCE | TURNCO ENTERPRISES LLC | 150.00 | 0.006363620 | 0.95 |
| LEASE & FACILITY MAINTENANCE | TURNCO ENTERPRISES LLC | 125.00 | 0.006363620 | 0.80 |
| LEASE & FACILITY MAINTENANCE | TURNCO ENTERPRISES LLC | 300.00 | 0.006363620 | 1.91 |
| LEASE & FACILITY MAINTENANCE | TURNCO ENTERPRISES LLC | 100.00 | 0.006363620 | 0.64 |
| LEASE & FACILITY MAINTENANCE | TURNCO ENTERPRISES LLC | 125.00 | 0.006363620 | 0.80 |
| LEASE & FACILITY MAINTENANCE | R360 ENVIRONMENTAL SOLUT | 220.00 | 0.006363620 | 1.40 |
| LEASE & FACILITY MAINTENANCE | TRINITY OILFIELD SERVICES & | 349.66 | 0.006363620 | 2.23 |
| LEASE & FACILITY MAINTENANCE | TRINITY OILFIELD SERVICES & | 63.58 | 0.006363620 | 0.40 |
| LEASE & FACILITY MAINTENANCE | H-M TRUCKING LLC | 431.58 | 0.006363620 | 2.75 |
| LEASE & FACILITY MAINTENANCE | QATAR LLC | 271.14 | 0.006363620 | 1.73 |
| MISCELLANEOUS EQUIPMENT RENTAL | MEWBOURNE OIL COMPANY | 1,000.00 | 0.006363620 | 6.36 |
| OVERHEAD-FIXED RATE | MEWBOURNE OIL COMPANY | 807.20 | 0.006363620 | 5.14 |
| PUMPING | MEWBOURNE OIL COMPANY | 875.00 | 0.006363620 | 5.57 |
| PUMPING | MEWBOURNE OIL COMPANY | 875.00 | 0.006363620 | 5.57 |
| RENTAL SERVICES | KODIAK GAS SERVICES LLC | 3,715.83 | 0.006363620 | 23.65 |
| SALT WATER DISPOSAL | MEWBOURNE OIL COMPANY | 32,881.01 | 0.006363620 | 209.24 |

04-30-2021

125

MEWBOURNE OIL COMPANY

Page 21

SIANA OIL & GAS CO, LLC
TOM M RAGSDALE
P O BOX 2246
CONROE, TX 77305

INVOICE NO.: 202104-19053

INVOICE DATE: 4-30-2021

OWNER: 035904-1

BILLING FOR: April 2021

| REFERENCE/DESCRIPTION OF CHARGES | GROSS CHARGES | WORKING INTEREST | NET CHARGE | |
|---|---------------------------|------------------|-------------|-------|
| Total Lease Operating Expense Cost | 67,345.64 | | 428.61 | |
| 72185000-30 SUBTOTAL | 67,345.64 | 428.61 | | |
| PROPERTY 72185000 TOTAL | 75,067.68 | 477.75 | | |
| 72185000PREPAYMENTS | | | -477.75 | |
| PROPERTY: 72186000 72186000-20 CREEDENCE 21/16 W1FC ST COM 3H | | | | |
| Intangible Well Cost | | | | |
| OVERHEAD FIXED RATE | MEWBOURNE OIL COMPANY | 2,947.22 | 0.006363620 | 18.76 |
| Total Intangible Well Cost Cost | | 2,947.22 | | 18.76 |
| Equipment Beyond Wellhead | | | | |
| AUTOMATION METERING EQUIPMENT | MEWBOURNE OIL COMPANY | 1,937.52 | 0.006363620 | 12.33 |
| AUTOMATION METERING EQUIPMENT | CONTROL EQUIPMENT INC | 993.88 | 0.006363620 | 6.32 |
| FITTINGS / VALVES & ACCESSORIES | KEYSTONE PUMP & SUPPLY LI | 29.87 | 0.006363620 | 0.19 |
| Total Equipment Beyond Wellhead Cost | | 2,961.27 | | 18.84 |
| 72186000-20 SUBTOTAL | 5,908.49 | 37.60 | | |
| PROPERTY: 72186000 72186000-30 CREEDENCE 21/16 W1FC ST COM 3H | | | | |
| Lease Operating Expense | | | | |
| AUTOMATION MAINTENANCE | AMERICAN MILLENNIUM COR | 6.43 | 0.006363620 | 0.04 |
| AUTOMATION MAINTENANCE | TANKLOGIX LLC | 139.94 | 0.006363620 | 0.89 |
| AUTOMATION MAINTENANCE | TANKLOGIX LLC | 494.80 | 0.006363620 | 3.15 |
| CHEMICALS-CORROSION TREATING | IMPERATIVE CHEMICAL PART | 624.99 | 0.006363620 | 3.98 |
| CHEMICALS-CORROSION TREATING | IMPERATIVE CHEMICAL PART | 624.99 | 0.006363620 | 3.98 |
| CHEMICALS-CORROSION TREATING | IMPERATIVE CHEMICAL PART | 625.00 | 0.006363620 | 3.98 |
| CHEMICALS-CORROSION TREATING | IMPERATIVE CHEMICAL PART | 625.00 | 0.006363620 | 3.98 |
| CHEMICALS-WATER TREATING | EPDI | 2,029.38 | 0.006363620 | 12.91 |
| CHEMICALS-WATER TREATING | EPDI | 2,157.37 | 0.006363620 | 13.73 |
| COMPANY SUPERVISION | MEWBOURNE OIL COMPANY | 300.00 | 0.006363620 | 1.91 |
| COMPANY SUPERVISION | MEWBOURNE OIL COMPANY | 300.00 | 0.006363620 | 1.91 |
| COMPANY SUPERVISION | MEWBOURNE OIL COMPANY | 900.00 | 0.006363620 | 5.73 |
| CONTRACT SUPERVISION | TURNCO ENTERPRISES LLC | 66.25 | 0.006363620 | 0.42 |
| CONTRACT SUPERVISION | TURNCO ENTERPRISES LLC | 66.25 | 0.006363620 | 0.42 |
| CONTRACT SUPERVISION | TURNCO ENTERPRISES LLC | 1,601.25 | 0.006363620 | 10.19 |
| CONTRACT SUPERVISION | TURNCO ENTERPRISES LLC | 1,685.25 | 0.006363620 | 10.72 |
| CONTRACT SUPERVISION | TURNCO ENTERPRISES LLC | 1,601.25 | 0.006363620 | 10.19 |
| CONTRACT SUPERVISION | TURNCO ENTERPRISES LLC | 1,601.25 | 0.006363620 | 10.19 |
| CONTRACT SUPERVISION | TURNCO ENTERPRISES LLC | 1,685.25 | 0.006363620 | 10.72 |
| EMISSIONS CONTROL EQUIPMENT MAINTENANCE | KEYSTONE PUMP & SUPPLY LI | 407.58 | 0.006363620 | 2.59 |
| EMISSIONS CONTROL EQUIPMENT MAINTENANCE | VAPROX LLC | 133.38 | 0.006363620 | 0.85 |
| EMISSIONS CONTROL EQUIPMENT MAINTENANCE | AUTOMATED WELLHEAD COM | 93.76 | 0.006363620 | 0.60 |
| EMISSIONS CONTROL EQUIPMENT MAINTENANCE | AUTOMATED WELLHEAD COM | 94.30 | 0.006363620 | 0.60 |
| EMISSIONS CONTROL EQUIPMENT MAINTENANCE | AUTOMATED WELLHEAD COM | 161.58 | 0.006363620 | 1.03 |

04-30-2021

126

MEWBOURNE OIL COMPANY

Page 22

SIANA OIL & GAS CO, LLC
TOM M RAGSDALE
P O BOX 2246
CONROE, TX 77305

INVOICE NO.: 202104-19053

INVOICE DATE: 4-30-2021

OWNER: 035904-1

BILLING FOR: April 2021

| REFERENCE/DESCRIPTION OF CHARGES | | GROSS CHARGES | WORKING INTEREST | NET CHARGE |
|------------------------------------|-----------------------------|---------------|------------------|------------|
| GATHERING/TREATING/DEHYDRATION | GAS WELL SERVICES INC | 121.80 | 0.006363620 | 0.78 |
| GATHERING/TREATING/DEHYDRATION | GAS WELL SERVICES INC | 83.05 | 0.006363620 | 0.53 |
| LEASE & FACILITY | MEWBOURNE OIL COMPANY | 375.00 | 0.006363620 | 2.39 |
| LEASE & FACILITY | MEWBOURNE OIL COMPANY | 630.00 | 0.006363620 | 4.01 |
| LEASE & FACILITY | MEWBOURNE OIL COMPANY | 375.00 | 0.006363620 | 2.39 |
| LEASE & FACILITY MAINTENANCE | GAS WELL SERVICES INC | 201.49 | 0.006363620 | 1.28 |
| LEASE & FACILITY MAINTENANCE | KEYSTONE PUMP & SUPPLY LI | 1,000.44 | 0.006363620 | 6.37 |
| LEASE & FACILITY MAINTENANCE | KEYSTONE PUMP & SUPPLY LI | 149.73 | 0.006363620 | 0.95 |
| LEASE & FACILITY MAINTENANCE | KEYSTONE PUMP & SUPPLY LI | 292.30 | 0.006363620 | 1.86 |
| LEASE & FACILITY MAINTENANCE | KEYSTONE PUMP & SUPPLY LI | 62.45 | 0.006363620 | 0.40 |
| LEASE & FACILITY MAINTENANCE | TURNCO ENTERPRISES LLC | 75.00 | 0.006363620 | 0.48 |
| LEASE & FACILITY MAINTENANCE | TURNCO ENTERPRISES LLC | 275.00 | 0.006363620 | 1.75 |
| LEASE & FACILITY MAINTENANCE | TURNCO ENTERPRISES LLC | 100.00 | 0.006363620 | 0.64 |
| LEASE & FACILITY MAINTENANCE | TURNCO ENTERPRISES LLC | 150.00 | 0.006363620 | 0.95 |
| LEASE & FACILITY MAINTENANCE | TURNCO ENTERPRISES LLC | 125.00 | 0.006363620 | 0.80 |
| LEASE & FACILITY MAINTENANCE | TURNCO ENTERPRISES LLC | 100.00 | 0.006363620 | 0.64 |
| LEASE & FACILITY MAINTENANCE | TURNCO ENTERPRISES LLC | 300.00 | 0.006363620 | 1.91 |
| LEASE & FACILITY MAINTENANCE | TURNCO ENTERPRISES LLC | 125.00 | 0.006363620 | 0.80 |
| LEASE & FACILITY MAINTENANCE | R360 ENVIRONMENTAL SOLUT | 220.00 | 0.006363620 | 1.40 |
| LEASE & FACILITY MAINTENANCE | TRINITY OILFIELD SERVICES & | 349.66 | 0.006363620 | 2.23 |
| LEASE & FACILITY MAINTENANCE | TRINITY OILFIELD SERVICES & | 63.57 | 0.006363620 | 0.40 |
| LEASE & FACILITY MAINTENANCE | QATAR LLC | 271.12 | 0.006363620 | 1.73 |
| MISCELLANEOUS EQUIPMENT RENTAL | MEWBOURNE OIL COMPANY | 1,000.00 | 0.006363620 | 6.36 |
| OVERHEAD-FIXED RATE | MEWBOURNE OIL COMPANY | 807.20 | 0.006363620 | 5.14 |
| PUMPING | MEWBOURNE OIL COMPANY | 875.00 | 0.006363620 | 5.57 |
| PUMPING | MEWBOURNE OIL COMPANY | 875.00 | 0.006363620 | 5.57 |
| RENTAL SERVICES | KODIAK GAS SERVICES LLC | 3,715.82 | 0.006363620 | 23.65 |
| SALT WATER DISPOSAL | MEWBOURNE OIL COMPANY | 30,866.92 | 0.006363620 | 196.43 |
| Total Lease Operating Expense Cost | | 61,610.80 | | 392.12 |

72186000-30 SUBTOTAL

61,610.80

392.12

PROPERTY 72186000 TOTAL

67,519.29

429.72

72186000PREPAYMENTS

-429.72

PROPERTY: 72310000 72310000-20 IBEX 15/10 B1PA FED COM 2H

Intangible Well Cost

| | | | | |
|---------------------------------|------------------------|-----------|-------------|------|
| EQUIPMENT RENTAL | L & R WELL SERVICE INC | 1,250.94 | 0.000539020 | 0.67 |
| OVERHEAD FIXED RATE | MEWBOURNE OIL COMPANY | 12,419.14 | 0.000539020 | 6.69 |
| Total Intangible Well Cost Cost | | 13,670.08 | | 7.36 |

Equipment Beyond Wellhead

| | | | | |
|-------------------------------|------------------------|----------|-------------|------|
| AUTOMATION METERING EQUIPMENT | MEWBOURNE OIL COMPANY | 1,908.36 | 0.000539020 | 1.03 |
| PRODUCTION EQUIP INSTALLATION | L & R WELL SERVICE INC | 238.40 | 0.000539020 | 0.13 |

04-30-2021

127

MEWBOURNE OIL COMPANY

Page 23

SIANA OIL & GAS CO, LLC
TOM M RAGSDALE
P O BOX 2246
CONROE, TX 77305

INVOICE NO.: 202104-19053

INVOICE DATE: 4-30-2021

OWNER: 035904-1

BILLING FOR: April 2021

| REFERENCE/DESCRIPTION OF CHARGES | | GROSS CHARGES | WORKING INTEREST | NET CHARGE |
|--|-----------------------------|------------------|---------------------|---------------|
| PRODUCTION EQUIP INSTALLATION | JUSTIN WILSON | 832.24 | 0.000539020 | 0.45 |
| PRODUCTION EQUIP INSTALLATION | JUSTIN WILSON | 402.60 | 0.000539020 | 0.22 |
| PRODUCTION EQUIP INSTALLATION | JUSTIN WILSON | 201.30 | 0.000539020 | 0.11 |
| PRODUCTION EQUIP INSTALLATION | TRINITY OILFIELD SERVICES & | 685.75 | 0.000539020 | 0.37 |
| PRODUCTION EQUIP INSTALLATION | TRINITY OILFIELD SERVICES & | 240.01 | 0.000539020 | 0.13 |
| PRODUCTION EQUIP INSTALLATION | TRINITY OILFIELD SERVICES & | 344.36 | 0.000539020 | 0.19 |
| PRODUCTION EQUIP INSTALLATION | TRINITY OILFIELD SERVICES & | 342.87 | 0.000539020 | 0.18 |
| PRODUCTION EQUIP INSTALLATION | TRINITY OILFIELD SERVICES & | 68.57 | 0.000539020 | 0.04 |
| PRODUCTION EQUIP INSTALLATION | TRINITY OILFIELD SERVICES & | 137.15 | 0.000539020 | 0.07 |
| Total Equipment Beyond Wellhead Cost | | 5,401.61 | | 2.92 |
| 72310000-20 SUBTOTAL | | 19,071.69 | 10.28 | |
| PROPERTY: 72310000 72310000-30 IBEX 15/10 B1PA FED COM 2H | | | | |
| <u>Lease Operating Expense</u> | | | | |
| AUTOMATION MAINTENANCE | TANKLOGIX LLC | 32.58 | 0.000539020 | 0.02 |
| CHEMICALS-WATER TREATING | EPDI | 1,192.61 | 0.000539020 | 0.64 |
| CHEMICALS-WATER TREATING | EPDI | 2,475.23 | 0.000539020 | 1.33 |
| CHEMICALS-WATER TREATING | EPDI | 1,980.19 | 0.000539020 | 1.07 |
| CHEMICALS-WATER TREATING | EPDI | 990.09 | 0.000539020 | 0.53 |
| COMPANY SUPERVISION | MEWBOURNE OIL COMPANY | 1,200.00 | 0.000539020 | 0.65 |
| COMPANY SUPERVISION | MEWBOURNE OIL COMPANY | 1,200.00 | 0.000539020 | 0.65 |
| COMPANY SUPERVISION | MEWBOURNE OIL COMPANY | 1,800.00 | 0.000539020 | 0.97 |
| COMPANY SUPERVISION | MEWBOURNE OIL COMPANY | 300.00 | 0.000539020 | 0.16 |
| CONTRACT SUPERVISION | SUNDOWN ENVIRO LLC | 26,040.00 | 0.000539020 | 14.04 |
| CONTRACT SUPERVISION | TURNCO ENTERPRISES LLC | 132.50 | 0.000539020 | 0.07 |
| CONTRACT SUPERVISION | TURNCO ENTERPRISES LLC | 132.50 | 0.000539020 | 0.07 |
| FUEL/ POWER / ELECTRICAL | XCEL ENERGY | 5,400.02 | 0.000539020 | 2.91 |
| FUEL/ POWER / ELECTRICAL | PILOT THOMAS LOGISTICS LL | 432.60 | 0.000539020 | 0.23 |
| FUEL/ POWER / ELECTRICAL | PILOT THOMAS LOGISTICS LL | 359.61 | 0.000539020 | 0.19 |
| FUEL/ POWER / ELECTRICAL | PILOT THOMAS LOGISTICS LL | 314.36 | 0.000539020 | 0.17 |
| LEASE & FACILITY | MEWBOURNE OIL COMPANY | 1,125.00 | 0.000539020 | 0.61 |
| LEASE & FACILITY | MEWBOURNE OIL COMPANY | 375.00 | 0.000539020 | 0.20 |
| LEASE & FACILITY | MEWBOURNE OIL COMPANY | 562.50 | 0.000539020 | 0.30 |
| LEASE & FACILITY | MEWBOURNE OIL COMPANY | 375.00 | 0.000539020 | 0.20 |
| LEASE & FACILITY MAINTENANCE | INDIAN FIRE & SAFETY, A DXF | 320.44 | 0.000539020 | 0.17 |
| LEASE & FACILITY MAINTENANCE | CUSTOM WELDING OF HOBBS | 3,576.38 | 0.000539020 | 1.93 |
| LEASE & FACILITY MAINTENANCE | GARNER PUMP & SUPPLY INC | 347.14 | 0.000539020 | 0.19 |
| LEASE & FACILITY MAINTENANCE | GARNER PUMP & SUPPLY INC | 19.66 | 0.000539020 | 0.01 |
| LEASE & FACILITY MAINTENANCE | K&S OILFIELD SUPPLIES LLC | 149.94 | 0.000539020 | 0.08 |
| LEASE & FACILITY MAINTENANCE | K&S OILFIELD SUPPLIES LLC | 147.80 | 0.000539020 | 0.08 |
| LEASE & FACILITY MAINTENANCE | K&S OILFIELD SUPPLIES LLC | 528.92 | 0.000539020 | 0.29 |
| LEASE & FACILITY MAINTENANCE | K&S OILFIELD SUPPLIES LLC | 118.47 | 0.000539020 | 0.06 |

04-30-2021

128

MEWBOURNE OIL COMPANY

Page 24

SIANA OIL & GAS CO, LLC
TOM M RAGSDALE
P O BOX 2246
CONROE, TX 77305

INVOICE NO.: 202104-19053

INVOICE DATE: 4-30-2021

OWNER: 035904-1

BILLING FOR: April 2021

| REFERENCE/DESCRIPTION OF CHARGES | | GROSS CHARGES | WORKING INTEREST | NET CHARGE |
|------------------------------------|-----------------------------|------------------|---------------------|---------------|
| LEASE & FACILITY MAINTENANCE | MPS ENTERPRISES INC | 1,849.48 | 0.000539020 | 1.00 |
| LEASE & FACILITY MAINTENANCE | MPS ENTERPRISES INC | 2,318.13 | 0.000539020 | 1.25 |
| LEASE & FACILITY MAINTENANCE | TURNCO ENTERPRISES LLC | 89.60 | 0.000539020 | 0.05 |
| LEASE & FACILITY MAINTENANCE | TURNCO ENTERPRISES LLC | 300.00 | 0.000539020 | 0.16 |
| LEASE & FACILITY MAINTENANCE | TURNCO ENTERPRISES LLC | 93.50 | 0.000539020 | 0.05 |
| LEASE & FACILITY MAINTENANCE | TURNCO ENTERPRISES LLC | 204.00 | 0.000539020 | 0.11 |
| LEASE & FACILITY MAINTENANCE | TURNCO ENTERPRISES LLC | 700.00 | 0.000539020 | 0.38 |
| LEASE & FACILITY MAINTENANCE | TURNCO ENTERPRISES LLC | 1,012.00 | 0.000539020 | 0.55 |
| LEASE & FACILITY MAINTENANCE | TURNCO ENTERPRISES LLC | 200.00 | 0.000539020 | 0.11 |
| LEASE & FACILITY MAINTENANCE | TURNCO ENTERPRISES LLC | 132.50 | 0.000539020 | 0.07 |
| LEASE & FACILITY MAINTENANCE | TURNCO ENTERPRISES LLC | 132.50 | 0.000539020 | 0.07 |
| LEASE & FACILITY MAINTENANCE | INGRAM PROFESSIONAL SERV | 264.97 | 0.000539020 | 0.14 |
| LEASE & FACILITY MAINTENANCE | INGRAM PROFESSIONAL SERV | 307.31 | 0.000539020 | 0.17 |
| LEASE & FACILITY MAINTENANCE | INGRAM PROFESSIONAL SERV | 478.15 | 0.000539020 | 0.26 |
| LEASE & FACILITY MAINTENANCE | INGRAM PROFESSIONAL SERV | 837.28 | 0.000539020 | 0.45 |
| LEASE & FACILITY MAINTENANCE | INGRAM PROFESSIONAL SERV | 55.04 | 0.000539020 | 0.03 |
| LEASE & FACILITY MAINTENANCE | INGRAM PROFESSIONAL SERV | 106.36 | 0.000539020 | 0.06 |
| LEASE & FACILITY MAINTENANCE | TRINITY OILFIELD SERVICES & | 184.62 | 0.000539020 | 0.10 |
| LEASE & FACILITY MAINTENANCE | EP&S LLC | 229.46 | 0.000539020 | 0.12 |
| LEASE & FACILITY MAINTENANCE | EP&S LLC | 97.28 | 0.000539020 | 0.05 |
| LEASE & FACILITY MAINTENANCE | LIMESTONE BASIN PROPERTIE | 17,243.28 | 0.000539020 | 9.29 |
| MISCELLANEOUS EQUIPMENT RENTAL | MEWBOURNE OIL COMPANY | 243.04 | 0.000539020 | 0.13 |
| MISCELLANEOUS EQUIPMENT RENTAL | SUNDOWN ENVIRO LLC | 5,457.00 | 0.000539020 | 2.94 |
| MISCELLANEOUS EQUIPMENT RENTAL | D&H TRUCKING | 836.03 | 0.000539020 | 0.45 |
| OVERHEAD-FIXED RATE | MEWBOURNE OIL COMPANY | 889.09 | 0.000539020 | 0.48 |
| PRIME MOVER / PUMP MAINTENANCE | HR COMPRESSION & SERVICE | 1,019.47 | 0.000539020 | 0.55 |
| PRIME MOVER / PUMP MAINTENANCE | HR COMPRESSION & SERVICE | 289.32 | 0.000539020 | 0.16 |
| PUMPING | MEWBOURNE OIL COMPANY | 875.00 | 0.000539020 | 0.47 |
| PUMPING | MEWBOURNE OIL COMPANY | 875.00 | 0.000539020 | 0.47 |
| RENTAL SERVICES | PRESTIGE EQUIPMENT RENTA | 1,212.08 | 0.000539020 | 0.65 |
| RENTAL SERVICES | TOTAL OPERATIONS & PRODU | 4,874.08 | 0.000539020 | 2.63 |
| RENTAL SERVICES | TOTAL OPERATIONS & PRODU | 4,874.08 | 0.000539020 | 2.63 |
| SALT WATER DISPOSAL | OWL SWD OPERATING LLC | 49,801.66 | 0.000539020 | 26.84 |
| SALT WATER DISPOSAL | GRAMA RIDGE DISPOSAL LLC | 4,670.27 | 0.000539020 | 2.52 |
| SALT WATER DISPOSAL | LIMESTONE BASIN PROPERTIE | 2,030.30 | 0.000539020 | 1.09 |
| SITE RESTORATION & EXCAVATION | TRINITY OILFIELD SERVICES & | 1,453.25 | 0.000539020 | 0.78 |
| SITE RESTORATION & EXCAVATION | NORTHERN DELAWARE BASIN | 77.99 | 0.000539020 | 0.04 |
| WELL EQUIPMENT-SURFACE | TURNCO ENTERPRISES LLC | 1,012.00 | 0.000539020 | 0.55 |
| WELL EQUIPMENT-SURFACE | TURNCO ENTERPRISES LLC | 300.00 | 0.000539020 | 0.16 |
| WELL EQUIPMENT-SURFACE | DIVINE WIRELINE SOLUTIONS | 409.63 | 0.000539020 | 0.22 |
| WELL SERVICE & REPAIR | L & R WELL SERVICE INC | 5,679.36 | 0.000539020 | 3.06 |
| Total Lease Operating Expense Cost | | 165,342.65 | | 89.11 |

04-30-2021

129

MEWBOURNE OIL COMPANY

Page 25

| | |
|---|--|
| SIANA OIL & GAS CO, LLC TOM M RAGSDALE P O BOX 2246 CONROE, TX 77305 | INVOICE NO.: 202104-19053 INVOICE DATE: 4-30-2021 OWNER: 035904-1 BILLING FOR: April 2021 |
|---|--|

| REFERENCE/DESCRIPTION OF CHARGES | GROSS CHARGES | WORKING INTEREST | NET CHARGE |
|----------------------------------|------------------|---------------------|---------------|
| 72310000-30 SUBTOTAL | 165,342.65 | 89.11 | |
| PROPERTY 72310000 TOTAL | 184,414.34 | 99.39 | |

Netted Owner

Page 1

MEWBOURNE OIL COMPANY

MEWBOURNE OIL COMPANY
P O BOX 7698
TYLER, TX 75711-7698

SIANA OIL & GAS CO, LLC
TOM M RAGSDALE
P O BOX 2246
CONROE, TX 77305

INVOICE NO.: 202105-20567
INVOICE DATE: 5-31-2021
OWNER: 035904-1
BILLING FOR: May 2021

BALANCE FORWARD**13,607.80**

| CURRENT PERIOD ADJUSTMENT | | | | | AMOUNT |
|--|----------|---------------------|-----------------|--|-------------------|
| NETTING FROM REVENUE | | | | | |
| INVOICE #: 202104-19053 INVOICE DATE: 05/12/2021 | | | | | -13,607.80 |
| TOTAL CURRENT PERIOD ADJUSTMENT | | | | | -13,607.80 |
| CURRENT CHARGES | | GROSS | INTEREST | | NET |
| 62390000 - PRONGHORN 15 B3BO FED COM 1H | TIER: 30 | 18,148.08 | 0.0683747500 | | 1,240.88 |
| 62391000 - PRONGHORN 15 B3CN FED COM 1H | TIER: 30 | 13,066.56 | 0.0683747500 | | 893.44 |
| 62392000 - PRONGHORN 15 B3DM FED COM 1H | TIER: 20 | -14,420.25 | 0.0683747500 | | -985.98 |
| 62392000 - PRONGHORN 15 B3DM FED COM 1H | TIER: 30 | 14,347.12 | 0.0683747500 | | 980.98 |
| 62774000 - IBEX 10 B3MD FED COM 1H | TIER: 30 | 26,478.92 | 0.0527536400 | | 1,396.84 |
| 62775000 - IBEX 10 B3NC FED COM 1H | TIER: 30 | 30,456.92 | 0.0527536400 | | 1,606.70 |
| 62776000 - IBEX 10 B3OB FED COM 1H | TIER: 30 | 23,308.46 | 0.0322507100 | | 751.72 |
| 62906000 - GAZELLE 22 B2MD FED COM 2H | TIER: 30 | 28,514.86 | 0.1969919400 | | 5,617.22 |
| 62915000 - CREEDENCE 21/16 W0ED ST COM 2H | TIER: 20 | -13,336.68 | 0.0063636200 | | -84.86 |
| 62915000 - CREEDENCE 21/16 W0ED ST COM 2H | TIER: 30 | 91,110.16 | 0.0063636200 | | 579.78 |
| 62916000 - CREEDENCE 21/16 W1ED ST COM 1H | TIER: 20 | -51,440.92 | 0.0063636200 | | -327.34 |
| 62916000 - CREEDENCE 21/16 W1ED ST COM 1H | TIER: 30 | 140,021.82 | 0.0063636200 | | 891.04 |
| 62948000 - INLAND 26/23 B2PI STATE COM 1H | TIER: 10 | -46,181.50 | 0.1000000000 | | -4,618.16 |
| 62948000 - INLAND 26/23 B2PI STATE COM 1H | TIER: 20 | 551,240.74 | 0.1000000000 | | 55,124.08 |
| 62948000 - INLAND 26/23 B2PI STATE COM 1H | TIER: 30 | 199,489.52 | 0.1000000000 | | 19,948.92 |
| 62958000 - GAZELLE 22 B3MD FED COM 1H | TIER: 30 | 14,557.16 | 0.1969919400 | | 2,867.64 |
| 72076000 - INLAND 26/23 B2OJ STATE COM 1H | TIER: 10 | -11,477.96 | 0.1000000000 | | -1,147.79 |
| 72076000 - INLAND 26/23 B2OJ STATE COM 1H | TIER: 20 | 186,612.27 | 0.1000000000 | | 18,661.21 |
| 72076000 - INLAND 26/23 B2OJ STATE COM 1H | TIER: 30 | 93,528.22 | 0.1000000000 | | 9,352.84 |
| 72185000 - CREEDENCE 21/16 W0FC ST COM 4H | TIER: 20 | -12,647.16 | 0.0063636200 | | -80.48 |
| 72185000 - CREEDENCE 21/16 W0FC ST COM 4H | TIER: 30 | 118,542.40 | 0.0063636200 | | 754.34 |
| 72186000 - CREEDENCE 21/16 W1FC ST COM 3H | TIER: 20 | -12,647.16 | 0.0063636200 | | -80.48 |
| 72186000 - CREEDENCE 21/16 W1FC ST COM 3H | TIER: 30 | 104,878.40 | 0.0063636200 | | 667.39 |
| 72310000 - IBEX 15/10 B1PA FED COM 2H | TIER: 20 | 128,902.62 | 0.0005390200 | | 69.49 |
| 72310000 - IBEX 15/10 B1PA FED COM 2H | TIER: 30 | 98,452.39 | 0.0005390200 | | 53.07 |
| 72580000 - OXY BYPASS 16 STATE 1 | TIER: 30 | 60.96 | 0.1260000000 | | 7.68 |
| TOTAL CURRENT CHARGES | | 1,719,565.95 | | | 114,140.17 |
| APPLIED ADVANCES | | | | | |
| 62948000 - INLAND 26/23 B2PI STATE COM 1H | | | | | -35,227.42 |
| 72076000 - INLAND 26/23 B2OJ STATE COM 1H | | | | | -26,866.26 |
| 72185000 - CREEDENCE 21/16 W0FC ST COM 4H | | | | | -673.86 |
| 72186000 - CREEDENCE 21/16 W1FC ST COM 3H | | | | | -586.91 |
| APPLIED ADVANCES TOTAL | | | | | -63,354.45 |
| INVOICE TOTAL | | | | | 50,785.72 |

05-28-2021

131

MEWBOURNE OIL COMPANY

Page 2

SIANA OIL & GAS CO, LLC
TOM M RAGSDALE
P O BOX 2246
CONROE, TX 77305

INVOICE NO.: 202105-20567

INVOICE DATE: 5-31-2021

OWNER: 035904-1

BILLING FOR: May 2021

OUTSTANDING BALANCE

50,785.72

PLEASE INDICATE INVOICE# 202105-20567

AND ACCOUNT# 035904-1

ON REMITTANCE

PAYMENT DUE 15 DAYS AFTER RECEIPT OF INVOICE PAYABLE IN US DOLLARS

FOR INQUIRIES, PLEASE CONTACT (903) 561-2900

Netted Owner

05-28-2021

132

MEWBOURNE OIL COMPANY

Page 3

SIANA OIL & GAS CO, LLC
TOM M RAGSDALE
P O BOX 2246
CONROE, TX 77305

INVOICE NO.: 202105-20567

INVOICE DATE: 5-31-2021

OWNER: 035904-1

BILLING FOR: May 2021

| REFERENCE/DESCRIPTION OF CHARGES | | GROSS CHARGES | WORKING INTEREST | NET CHARGE |
|--|-----------------------------|------------------|---------------------|---------------|
| PROPERTY: 62390000 62390000-30 PRONGHORN 15 B3BO FED COM 1H | | | | |
| <u>Lease Operating Expense</u> | | | | |
| AUTOMATION MAINTENANCE | AMERICAN MILLENNIUM COR | 25.70 | 0.068374750 | 1.76 |
| AUTOMATION MAINTENANCE | TANKLOGIX LLC | 53.07 | 0.068374750 | 3.63 |
| AUTOMATION MAINTENANCE | THE REYNOLDS COMPANY | 173.67 | 0.068374750 | 11.87 |
| EMISSIONS CONTROL EQUIPMENT MAINTENANCE | G&A FABRICATION LLC | 304.72 | 0.068374750 | 20.83 |
| FUEL/ POWER / ELECTRICAL | XCEL ENERGY | 2,912.81 | 0.068374750 | 199.16 |
| FUEL/ POWER / ELECTRICAL | PILOT THOMAS LOGISTICS LL | 76.54 | 0.068374750 | 5.24 |
| FUEL/ POWER / ELECTRICAL | PILOT THOMAS LOGISTICS LL | 67.72 | 0.068374750 | 4.63 |
| FUEL/ POWER / ELECTRICAL | PILOT THOMAS LOGISTICS LL | 102.75 | 0.068374750 | 7.02 |
| LEASE & FACILITY MAINTENANCE | GARNER PUMP & SUPPLY INC | 74.63 | 0.068374750 | 5.11 |
| LEASE & FACILITY MAINTENANCE | PRESSURE SERVICES | 21.46 | 0.068374750 | 1.47 |
| LEASE & FACILITY MAINTENANCE | TRINITY OILFIELD SERVICES & | 147.70 | 0.068374750 | 10.10 |
| MISCELLANEOUS EQUIPMENT RENTAL | MEWBOURNE OIL COMPANY | 235.20 | 0.068374750 | 16.08 |
| OVERHEAD-FIXED RATE | MEWBOURNE OIL COMPANY | 864.00 | 0.068374750 | 59.08 |
| PRIME MOVER / PUMP MAINTENANCE | HR COMPRESSION & SERVICE | 92.44 | 0.068374750 | 6.32 |
| PUMPING | MEWBOURNE OIL COMPANY | 900.00 | 0.068374750 | 61.54 |
| PUMPING | MEWBOURNE OIL COMPANY | 450.00 | 0.068374750 | 30.77 |
| RENTAL SERVICES | PRESTIGE EQUIPMENT RENTA | 316.85 | 0.068374750 | 21.66 |
| RENTAL SERVICES | TOTAL OPERATIONS & PRODU | 4,768.12 | 0.068374750 | 326.02 |
| SALT WATER DISPOSAL | NGL WATER SOLUTIONS PERM | 5,945.61 | 0.068374750 | 406.53 |
| SALT WATER DISPOSAL | LIMESTONE BASIN PROPERTIE | 249.16 | 0.068374750 | 17.04 |
| SITE RESTORATION & EXCAVATION | BLADE SERVICES LLC | 204.96 | 0.068374750 | 14.01 |
| SITE RESTORATION & EXCAVATION | SUNDANCE SERVICES WEST I | 160.97 | 0.068374750 | 11.01 |
| Total Lease Operating Expense Cost | | 18,148.08 | | 1,240.88 |
| 62390000-30 SUBTOTAL | | 18,148.08 | 1,240.88 | |
| PROPERTY 62390000 TOTAL | | 18,148.08 | 1,240.88 | |

PROPERTY: 62391000 62391000-30 PRONGHORN 15 B3CN FED COM 1HLease Operating Expense

| | | | | |
|---|---------------------------|--------|-------------|-------|
| AUTOMATION MAINTENANCE | TANKLOGIX LLC | 16.80 | 0.068374750 | 1.15 |
| AUTOMATION MAINTENANCE | THE REYNOLDS COMPANY | 173.65 | 0.068374750 | 11.87 |
| EMISSIONS CONTROL EQUIPMENT MAINTENANCE | G&A FABRICATION LLC | 312.48 | 0.068374750 | 21.37 |
| EMISSIONS CONTROL EQUIPMENT MAINTENANCE | G&A FABRICATION LLC | 152.36 | 0.068374750 | 10.42 |
| FUEL/ POWER / ELECTRICAL | XCEL ENERGY | 191.52 | 0.068374750 | 13.10 |
| FUEL/ POWER / ELECTRICAL | PILOT THOMAS LOGISTICS LL | 24.24 | 0.068374750 | 1.66 |
| FUEL/ POWER / ELECTRICAL | PILOT THOMAS LOGISTICS LL | 21.46 | 0.068374750 | 1.47 |
| FUEL/ POWER / ELECTRICAL | PILOT THOMAS LOGISTICS LL | 32.53 | 0.068374750 | 2.23 |
| LEASE & FACILITY | MEWBOURNE OIL COMPANY | 187.50 | 0.068374750 | 12.82 |
| LEASE & FACILITY MAINTENANCE | PRESSURE SERVICES | 7.15 | 0.068374750 | 0.49 |
| LEASE & FACILITY MAINTENANCE | TURNCO ENTERPRISES LLC | 609.87 | 0.068374750 | 41.70 |
| MISCELLANEOUS EQUIPMENT RENTAL | MEWBOURNE OIL COMPANY | 235.20 | 0.068374750 | 16.08 |

05-28-2021

133

MEWBOURNE OIL COMPANY

Page 4

SIANA OIL & GAS CO, LLC
TOM M RAGSDALE
P O BOX 2246
CONROE, TX 77305

INVOICE NO.: 202105-20567

INVOICE DATE: 5-31-2021

OWNER: 035904-1

BILLING FOR: May 2021

| REFERENCE/DESCRIPTION OF CHARGES | | GROSS CHARGES | WORKING INTEREST | NET CHARGE |
|--|---------------------------|-------------------|------------------|------------|
| OVERHEAD-FIXED RATE | MEWBOURNE OIL COMPANY | 864.00 | 0.068374750 | 59.08 |
| PRIME MOVER / PUMP MAINTENANCE | HR COMPRESSION & SERVICE | 92.42 | 0.068374750 | 6.32 |
| PUMPING | MEWBOURNE OIL COMPANY | 900.00 | 0.068374750 | 61.54 |
| PUMPING | MEWBOURNE OIL COMPANY | 225.00 | 0.068374750 | 15.38 |
| RENTAL SERVICES | PRESTIGE EQUIPMENT RENTA | 316.84 | 0.068374750 | 21.66 |
| RENTAL SERVICES | KODIAK GAS SERVICES LLC | 6,012.51 | 0.068374750 | 411.10 |
| SALT WATER DISPOSAL | NGL WATER SOLUTIONS PERM | 2,526.89 | 0.068374750 | 172.78 |
| SALT WATER DISPOSAL | LIMESTONE BASIN PROPERTIE | 95.85 | 0.068374750 | 6.55 |
| SITE RESTORATION & EXCAVATION | BLADE SERVICES LLC | 68.29 | 0.068374750 | 4.67 |
| Total Lease Operating Expense Cost | | 13,066.56 | | 893.44 |
| 62391000-30 SUBTOTAL | | 13,066.56 | 893.44 | |
| PROPERTY 62391000 TOTAL | | 13,066.56 | 893.44 | |
| PROPERTY: 62392000 62392000-20 PRONGHORN 15 B3DM FED COM 1H | | | | |
| <u>Tangible Well Cost</u> | | | | |
| TUBING HEAD & UPPER SECTION | MEWBOURNE OIL COMPANY | -14,420.25 | 0.068374750 | -985.98 |
| Total Tangible Well Cost Cost | | -14,420.25 | | -985.98 |
| 62392000-20 SUBTOTAL | | -14,420.25 | -985.98 | |
| PROPERTY: 62392000 62392000-30 PRONGHORN 15 B3DM FED COM 1H | | | | |
| <u>Lease Operating Expense</u> | | | | |
| AUTOMATION MAINTENANCE | TANKLOGIX LLC | 16.80 | 0.068374750 | 1.15 |
| AUTOMATION MAINTENANCE | THE REYNOLDS COMPANY | 173.67 | 0.068374750 | 11.87 |
| EMISSIONS CONTROL EQUIPMENT MAINTENANCE | G&A FABRICATION LLC | 312.53 | 0.068374750 | 21.37 |
| EMISSIONS CONTROL EQUIPMENT MAINTENANCE | G&A FABRICATION LLC | 152.36 | 0.068374750 | 10.42 |
| FUEL/ POWER / ELECTRICAL | XCEL ENERGY | 2,597.28 | 0.068374750 | 177.59 |
| FUEL/ POWER / ELECTRICAL | PILOT THOMAS LOGISTICS LL | 24.24 | 0.068374750 | 1.66 |
| FUEL/ POWER / ELECTRICAL | PILOT THOMAS LOGISTICS LL | 21.46 | 0.068374750 | 1.47 |
| FUEL/ POWER / ELECTRICAL | PILOT THOMAS LOGISTICS LL | 32.53 | 0.068374750 | 2.22 |
| LEASE & FACILITY | MEWBOURNE OIL COMPANY | 375.00 | 0.068374750 | 25.64 |
| LEASE & FACILITY | MEWBOURNE OIL COMPANY | 187.50 | 0.068374750 | 12.82 |
| LEASE & FACILITY MAINTENANCE | PRESSURE SERVICES | 7.15 | 0.068374750 | 0.49 |
| LEASE & FACILITY MAINTENANCE | TURNCO ENTERPRISES LLC | 609.89 | 0.068374750 | 41.70 |
| MISCELLANEOUS EQUIPMENT RENTAL | MEWBOURNE OIL COMPANY | 235.20 | 0.068374750 | 16.08 |
| OVERHEAD-FIXED RATE | MEWBOURNE OIL COMPANY | 864.03 | 0.068374750 | 59.08 |
| PRIME MOVER / PUMP MAINTENANCE | HR COMPRESSION & SERVICE | 92.44 | 0.068374750 | 6.32 |
| PUMPING | MEWBOURNE OIL COMPANY | 900.00 | 0.068374750 | 61.54 |
| PUMPING | MEWBOURNE OIL COMPANY | 225.00 | 0.068374750 | 15.38 |
| RENTAL SERVICES | PRESTIGE EQUIPMENT RENTA | 316.85 | 0.068374750 | 21.66 |
| RENTAL SERVICES | TOTAL OPERATIONS & PRODU | 4,768.12 | 0.068374750 | 326.02 |
| SALT WATER DISPOSAL | NGL WATER SOLUTIONS PERM | 2,229.61 | 0.068374750 | 152.45 |
| SALT WATER DISPOSAL | LIMESTONE BASIN PROPERTIE | 137.15 | 0.068374750 | 9.38 |

05-28-2021

134

MEWBOURNE OIL COMPANY

Page 5

SIANA OIL & GAS CO, LLC
TOM M RAGSDALE
P O BOX 2246
CONROE, TX 77305

INVOICE NO.: 202105-20567

INVOICE DATE: 5-31-2021

OWNER: 035904-1

BILLING FOR: May 2021

| REFERENCE/DESCRIPTION OF CHARGES | | GROSS CHARGES | WORKING INTEREST | NET CHARGE |
|---|---------------------------|------------------|------------------|------------|
| SITE RESTORATION & EXCAVATION | BLADE SERVICES LLC | 68.31 | 0.068374750 | 4.67 |
| Total Lease Operating Expense Cost | | 14,347.12 | | 980.98 |
| 62392000-30 SUBTOTAL | | 14,347.12 | 980.98 | |
| PROPERTY 62392000 TOTAL | | -73.13 | -5.00 | |
| PROPERTY: 62774000 62774000-30 IBEX 10 B3MD FED COM 1H | | | | |
| <u>Lease Operating Expense</u> | | | | |
| AUTOMATION MAINTENANCE | AMERICAN MILLENNIUM COR | 52.02 | 0.052753640 | 2.74 |
| AUTOMATION MAINTENANCE | TANKLOGIX LLC | 61.92 | 0.052753640 | 3.28 |
| AUTOMATION MAINTENANCE | THE REYNOLDS COMPANY | 347.30 | 0.052753640 | 18.32 |
| CHEMICALS-WATER TREATING | CATALYST OILFIELD SERVICE | 896.76 | 0.052753640 | 47.30 |
| EMISSIONS CONTROL EQUIPMENT MAINTENANCE | G&A FABRICATION LLC | 304.72 | 0.052753640 | 16.08 |
| FUEL/ POWER / ELECTRICAL | XCEL ENERGY | 460.14 | 0.052753640 | 24.28 |
| FUEL/ POWER / ELECTRICAL | PILOT THOMAS LOGISTICS LL | 89.28 | 0.052753640 | 4.70 |
| FUEL/ POWER / ELECTRICAL | PILOT THOMAS LOGISTICS LL | 79.00 | 0.052753640 | 4.16 |
| FUEL/ POWER / ELECTRICAL | PILOT THOMAS LOGISTICS LL | 119.88 | 0.052753640 | 6.32 |
| LEASE & FACILITY | MEWBOURNE OIL COMPANY | 750.00 | 0.052753640 | 39.56 |
| LEASE & FACILITY MAINTENANCE | PRESSURE SERVICES | 28.60 | 0.052753640 | 1.50 |
| LEASE & FACILITY MAINTENANCE | INGRAM PROFESSIONAL SERV | 962.68 | 0.052753640 | 50.78 |
| LEASE & FACILITY MAINTENANCE | INGRAM PROFESSIONAL SERV | 398.50 | 0.052753640 | 21.02 |
| MISCELLANEOUS EQUIPMENT RENTAL | MEWBOURNE OIL COMPANY | 470.40 | 0.052753640 | 24.82 |
| OVERHEAD-FIXED RATE | MEWBOURNE OIL COMPANY | 1,778.18 | 0.052753640 | 93.80 |
| PRIME MOVER / PUMP MAINTENANCE | HR COMPRESSION & SERVICE | 184.84 | 0.052753640 | 9.74 |
| PUMPING | MEWBOURNE OIL COMPANY | 1,800.00 | 0.052753640 | 94.96 |
| PUMPING | MEWBOURNE OIL COMPANY | 900.00 | 0.052753640 | 47.48 |
| RENTAL SERVICES | PRESTIGE EQUIPMENT RENTA | 633.66 | 0.052753640 | 33.44 |
| RENTAL SERVICES | SERVICE COMPRESSION LLC | 9,006.46 | 0.052753640 | 475.12 |
| SALT WATER DISPOSAL | NGL WATER SOLUTIONS PERM | 6,540.18 | 0.052753640 | 345.02 |
| SALT WATER DISPOSAL | LIMESTONE BASIN PROPERTIE | 341.18 | 0.052753640 | 18.00 |
| SITE RESTORATION & EXCAVATION | BLADE SERVICES LLC | 273.22 | 0.052753640 | 14.42 |
| Total Lease Operating Expense Cost | | 26,478.92 | | 1,396.84 |
| 62774000-30 SUBTOTAL | | 26,478.92 | 1,396.84 | |
| PROPERTY 62774000 TOTAL | | 26,478.92 | 1,396.84 | |
| PROPERTY: 62775000 62775000-30 IBEX 10 B3NC FED COM 1H | | | | |
| <u>Lease Operating Expense</u> | | | | |
| AUTOMATION MAINTENANCE | AMERICAN MILLENNIUM COR | 52.02 | 0.052753640 | 2.74 |
| AUTOMATION MAINTENANCE | TANKLOGIX LLC | 56.60 | 0.052753640 | 2.98 |
| AUTOMATION MAINTENANCE | THE REYNOLDS COMPANY | 347.30 | 0.052753640 | 18.32 |
| CHEMICALS-WATER TREATING | CATALYST OILFIELD SERVICE | 896.76 | 0.052753640 | 47.30 |
| COMPANY SUPERVISION | MEWBOURNE OIL COMPANY | 1,200.00 | 0.052753640 | 63.30 |
| EMISSIONS CONTROL EQUIPMENT MAINTENANCE | G&A FABRICATION LLC | 304.72 | 0.052753640 | 16.08 |

05-28-2021

135

MEWBOURNE OIL COMPANY

Page 6

SIANA OIL & GAS CO, LLC
TOM M RAGSDALE
P O BOX 2246
CONROE, TX 77305

INVOICE NO.: 202105-20567

INVOICE DATE: 5-31-2021

OWNER: 035904-1

BILLING FOR: May 2021

| REFERENCE/DESCRIPTION OF CHARGES | | GROSS CHARGES | WORKING INTEREST | NET CHARGE |
|------------------------------------|---------------------------|---------------|------------------|------------|
| FUEL/ POWER / ELECTRICAL | XCEL ENERGY | 606.88 | 0.052753640 | 32.02 |
| FUEL/ POWER / ELECTRICAL | PILOT THOMAS LOGISTICS LL | 81.64 | 0.052753640 | 4.30 |
| FUEL/ POWER / ELECTRICAL | PILOT THOMAS LOGISTICS LL | 72.24 | 0.052753640 | 3.80 |
| FUEL/ POWER / ELECTRICAL | PILOT THOMAS LOGISTICS LL | 109.60 | 0.052753640 | 5.78 |
| LEASE & FACILITY | MEWBOURNE OIL COMPANY | 1,500.00 | 0.052753640 | 79.14 |
| LEASE & FACILITY MAINTENANCE | PRESSURE SERVICES | 14.30 | 0.052753640 | 0.76 |
| LEASE & FACILITY MAINTENANCE | INGRAM PROFESSIONAL SERV | 962.70 | 0.052753640 | 50.78 |
| LEASE & FACILITY MAINTENANCE | INGRAM PROFESSIONAL SERV | 398.56 | 0.052753640 | 21.02 |
| MISCELLANEOUS EQUIPMENT RENTAL | MEWBOURNE OIL COMPANY | 470.40 | 0.052753640 | 24.82 |
| OVERHEAD-FIXED RATE | MEWBOURNE OIL COMPANY | 1,778.18 | 0.052753640 | 93.80 |
| PRIME MOVER / PUMP MAINTENANCE | HR COMPRESSION & SERVICE | 184.84 | 0.052753640 | 9.74 |
| PUMPING | MEWBOURNE OIL COMPANY | 1,800.00 | 0.052753640 | 94.96 |
| PUMPING | MEWBOURNE OIL COMPANY | 900.00 | 0.052753640 | 47.48 |
| RENTAL SERVICES | PRESTIGE EQUIPMENT RENTA | 633.68 | 0.052753640 | 33.44 |
| RENTAL SERVICES | SERVICE COMPRESSION LLC | 9,215.20 | 0.052753640 | 486.14 |
| SALT WATER DISPOSAL | NGL WATER SOLUTIONS PERM | 8,323.86 | 0.052753640 | 439.12 |
| SALT WATER DISPOSAL | LIMESTONE BASIN PROPERTIE | 410.86 | 0.052753640 | 21.68 |
| SITE RESTORATION & EXCAVATION | BLADE SERVICES LLC | 136.58 | 0.052753640 | 7.20 |
| Total Lease Operating Expense Cost | | 30,456.92 | | 1,606.70 |

62775000-30 SUBTOTAL

30,456.92

1,606.70

PROPERTY 62775000 TOTAL

30,456.92

1,606.70

PROPERTY: 62776000 62776000-30 IBEX 10 B3OB FED COM 1H

Lease Operating Expense

| | | | | |
|---|-----------------------------|----------|-------------|-------|
| AUTOMATION MAINTENANCE | AMERICAN MILLENNIUM COR | 51.40 | 0.032250710 | 1.66 |
| AUTOMATION MAINTENANCE | TANKLOGIX LLC | 129.14 | 0.032250710 | 4.18 |
| AUTOMATION MAINTENANCE | THE REYNOLDS COMPANY | 347.34 | 0.032250710 | 11.20 |
| COMPANY SUPERVISION | MEWBOURNE OIL COMPANY | 1,200.00 | 0.032250710 | 38.70 |
| COMPRESSOR MAINTENANCE | TRINITY OILFIELD SERVICES & | 1,519.20 | 0.032250710 | 49.00 |
| COMPRESSOR MAINTENANCE | TRINITY OILFIELD SERVICES & | 411.46 | 0.032250710 | 13.26 |
| EMISSIONS CONTROL EQUIPMENT MAINTENANCE | G&A FABRICATION LLC | 609.42 | 0.032250710 | 19.66 |
| FUEL/ POWER / ELECTRICAL | XCEL ENERGY | 680.28 | 0.032250710 | 21.94 |
| FUEL/ POWER / ELECTRICAL | PILOT THOMAS LOGISTICS LL | 186.24 | 0.032250710 | 6.00 |
| FUEL/ POWER / ELECTRICAL | PILOT THOMAS LOGISTICS LL | 164.78 | 0.032250710 | 5.32 |
| FUEL/ POWER / ELECTRICAL | PILOT THOMAS LOGISTICS LL | 250.04 | 0.032250710 | 8.06 |
| LEASE & FACILITY MAINTENANCE | GARNER PUMP & SUPPLY INC | 149.24 | 0.032250710 | 4.82 |
| LEASE & FACILITY MAINTENANCE | PRESSURE SERVICES | 57.22 | 0.032250710 | 1.84 |
| LEASE & FACILITY MAINTENANCE | TRINITY OILFIELD SERVICES & | 295.40 | 0.032250710 | 9.52 |
| MISCELLANEOUS EQUIPMENT RENTAL | MEWBOURNE OIL COMPANY | 470.40 | 0.032250710 | 15.18 |
| OVERHEAD-FIXED RATE | MEWBOURNE OIL COMPANY | 1,778.18 | 0.032250710 | 57.34 |
| PRIME MOVER / PUMP MAINTENANCE | HR COMPRESSION & SERVICE | 184.88 | 0.032250710 | 5.96 |
| PUMPING | MEWBOURNE OIL COMPANY | 1,800.00 | 0.032250710 | 58.06 |

05-28-2021

136

MEWBOURNE OIL COMPANY

Page 7

SIANA OIL & GAS CO, LLC
TOM M RAGSDALE
P O BOX 2246
CONROE, TX 77305

INVOICE NO.: 202105-20567

INVOICE DATE: 5-31-2021

OWNER: 035904-1

BILLING FOR: May 2021

| REFERENCE/DESCRIPTION OF CHARGES | | GROSS CHARGES | WORKING INTEREST | NET CHARGE |
|------------------------------------|---------------------------|---------------|------------------|------------|
| PUMPING | MEWBOURNE OIL COMPANY | 900.00 | 0.032250710 | 29.02 |
| RENTAL SERVICES | PRESTIGE EQUIPMENT RENTA | 633.70 | 0.032250710 | 20.44 |
| SALT WATER DISPOSAL | NGL WATER SOLUTIONS PERM | 10,404.82 | 0.032250710 | 335.56 |
| SALT WATER DISPOSAL | LIMESTONE BASIN PROPERTIE | 538.80 | 0.032250710 | 17.38 |
| SITE RESTORATION & EXCAVATION | BLADE SERVICES LLC | 546.52 | 0.032250710 | 17.62 |
| Total Lease Operating Expense Cost | | 23,308.46 | | 751.72 |

62776000-30 SUBTOTAL

23,308.46

751.72

PROPERTY 62776000 TOTAL

23,308.46

751.72

PROPERTY: 62906000 62906000-30 GAZELLE 22 B2MD FED COM 2H

Lease Operating Expense

| | | | | |
|---|---------------------------|-----------|-------------|----------|
| AUTOMATION MAINTENANCE | AMERICAN MILLENNIUM COR | 25.70 | 0.196991940 | 5.06 |
| AUTOMATION MAINTENANCE | TANKLOGIX LLC | 76.06 | 0.196991940 | 15.00 |
| AUTOMATION MAINTENANCE | THE REYNOLDS COMPANY | 347.34 | 0.196991940 | 68.42 |
| CHEMICALS-WATER TREATING | CATALYST OILFIELD SERVICE | 896.76 | 0.196991940 | 176.66 |
| CHEMICALS-WATER TREATING | EPDI | 645.56 | 0.196991940 | 127.18 |
| CHEMICALS-WATER TREATING | EPDI | 208.10 | 0.196991940 | 40.98 |
| CHEMICALS-WATER TREATING | EPDI | 260.12 | 0.196991940 | 51.26 |
| EMISSIONS CONTROL EQUIPMENT MAINTENANCE | G&A FABRICATION LLC | 152.34 | 0.196991940 | 30.02 |
| EMISSIONS CONTROL EQUIPMENT MAINTENANCE | G&A FABRICATION LLC | 152.34 | 0.196991940 | 30.02 |
| EMISSIONS CONTROL EQUIPMENT MAINTENANCE | G&A FABRICATION LLC | 152.34 | 0.196991940 | 30.02 |
| FUEL/ POWER / ELECTRICAL | XCEL ENERGY | 559.72 | 0.196991940 | 110.26 |
| FUEL/ POWER / ELECTRICAL | PILOT THOMAS LOGISTICS LL | 109.70 | 0.196991940 | 21.60 |
| FUEL/ POWER / ELECTRICAL | PILOT THOMAS LOGISTICS LL | 97.06 | 0.196991940 | 19.12 |
| FUEL/ POWER / ELECTRICAL | PILOT THOMAS LOGISTICS LL | 147.28 | 0.196991940 | 29.00 |
| LEASE & FACILITY | MEWBOURNE OIL COMPANY | 375.00 | 0.196991940 | 73.88 |
| LEASE & FACILITY MAINTENANCE | GARNER PUMP & SUPPLY INC | 287.08 | 0.196991940 | 56.56 |
| LEASE & FACILITY MAINTENANCE | K&S OILFIELD SUPPLIES LLC | 459.38 | 0.196991940 | 90.50 |
| LEASE & FACILITY MAINTENANCE | PRESSURE SERVICES | 50.06 | 0.196991940 | 9.86 |
| MISCELLANEOUS EQUIPMENT RENTAL | MEWBOURNE OIL COMPANY | 470.40 | 0.196991940 | 92.66 |
| OVERHEAD-FIXED RATE | MEWBOURNE OIL COMPANY | 1,778.18 | 0.196991940 | 350.28 |
| PRIME MOVER / PUMP MAINTENANCE | HR COMPRESSION & SERVICE | 184.88 | 0.196991940 | 36.40 |
| PUMPING | MEWBOURNE OIL COMPANY | 1,800.00 | 0.196991940 | 354.60 |
| PUMPING | MEWBOURNE OIL COMPANY | 900.00 | 0.196991940 | 177.30 |
| RENTAL SERVICES | PRESTIGE EQUIPMENT RENTA | 633.70 | 0.196991940 | 124.84 |
| RENTAL SERVICES | USA COMPRESSION PARTNER | 10,022.52 | 0.196991940 | 1,974.34 |
| SALT WATER DISPOSAL | NGL WATER SOLUTIONS PERM | 6,837.46 | 0.196991940 | 1,346.92 |
| SALT WATER DISPOSAL | LIMESTONE BASIN PROPERTIE | 407.62 | 0.196991940 | 80.30 |
| SITE RESTORATION & EXCAVATION | BLADE SERVICES LLC | 478.16 | 0.196991940 | 94.18 |
| Total Lease Operating Expense Cost | | 28,514.86 | | 5,617.22 |

62906000-30 SUBTOTAL

28,514.86

5,617.22

05-28-2021

137

MEWBOURNE OIL COMPANY

Page 8

SIANA OIL & GAS CO, LLC
TOM M RAGSDALE
P O BOX 2246
CONROE, TX 77305

INVOICE NO.: 202105-20567

INVOICE DATE: 5-31-2021

OWNER: 035904-1

BILLING FOR: May 2021

| REFERENCE/DESCRIPTION OF CHARGES | | GROSS CHARGES | WORKING INTEREST | NET CHARGE |
|--|-----------------------------|-------------------|------------------|------------|
| PROPERTY 62906000 TOTAL | | 28,514.86 | 5,617.22 | |
| PROPERTY: 62915000 62915000-20 CREEDENCE 21/16 W0ED ST COM 2H | | | | |
| <u>Equipment Beyond Wellhead</u> | | | | |
| AUTOMATION METERING EQUIPMENT | MEWBOURNE OIL COMPANY | -3,546.18 | 0.006363620 | -22.56 |
| SERVICE PUMPS | MEWBOURNE OIL COMPANY | -9,790.50 | 0.006363620 | -62.30 |
| Total Equipment Beyond Wellhead Cost | | -13,336.68 | | -84.86 |
| 62915000-20 SUBTOTAL | | -13,336.68 | -84.86 | |
| PROPERTY: 62915000 62915000-30 CREEDENCE 21/16 W0ED ST COM 2H | | | | |
| <u>Lease Operating Expense</u> | | | | |
| AUTOMATION MAINTENANCE | TANKLOGIX LLC | 52.48 | 0.006363620 | 0.34 |
| COMPANY SUPERVISION | MEWBOURNE OIL COMPANY | 600.00 | 0.006363620 | 3.82 |
| COMPRESSOR MAINTENANCE | TRINITY OILFIELD SERVICES & | 206.62 | 0.006363620 | 1.32 |
| EMISSIONS CONTROL EQUIPMENT MAINTENANCE | JADE CONSTRUCTION LLC | 278.14 | 0.006363620 | 1.76 |
| EMISSIONS CONTROL EQUIPMENT MAINTENANCE | VAPROX LLC | 274.70 | 0.006363620 | 1.74 |
| FUEL/ POWER / ELECTRICAL | XCEL ENERGY | 9,963.60 | 0.006363620 | 63.40 |
| GATHERING/TREATING/DEHYDRATION | GAS WELL SERVICES INC | 155.00 | 0.006363620 | 0.98 |
| GATHERING/TREATING/DEHYDRATION | GAS WELL SERVICES INC | 221.44 | 0.006363620 | 1.40 |
| GATHERING/TREATING/DEHYDRATION | GAS WELL SERVICES INC | 155.00 | 0.006363620 | 0.98 |
| GATHERING/TREATING/DEHYDRATION | GAS WELL SERVICES INC | 188.22 | 0.006363620 | 1.20 |
| LEASE & FACILITY | MEWBOURNE OIL COMPANY | 1,500.00 | 0.006363620 | 9.54 |
| LEASE & FACILITY | MEWBOURNE OIL COMPANY | 375.00 | 0.006363620 | 2.38 |
| LEASE & FACILITY | MEWBOURNE OIL COMPANY | 750.00 | 0.006363620 | 4.78 |
| LEASE & FACILITY | MEWBOURNE OIL COMPANY | 510.00 | 0.006363620 | 3.24 |
| LEASE & FACILITY | MEWBOURNE OIL COMPANY | 750.00 | 0.006363620 | 4.78 |
| LEASE & FACILITY MAINTENANCE | KEYSTONE PUMP & SUPPLY LI | 295.14 | 0.006363620 | 1.88 |
| LEASE & FACILITY MAINTENANCE | STANDARD OIL FIELD SUPPLY | 158.28 | 0.006363620 | 1.00 |
| LEASE & FACILITY MAINTENANCE | JADE CONSTRUCTION LLC | 55.64 | 0.006363620 | 0.36 |
| LEASE & FACILITY MAINTENANCE | JADE CONSTRUCTION LLC | 111.26 | 0.006363620 | 0.70 |
| LEASE & FACILITY MAINTENANCE | TURNCO ENTERPRISES LLC | 150.00 | 0.006363620 | 0.96 |
| OVERHEAD-FIXED RATE | MEWBOURNE OIL COMPANY | 1,778.18 | 0.006363620 | 11.32 |
| PUMPING | MEWBOURNE OIL COMPANY | 1,800.00 | 0.006363620 | 11.46 |
| PUMPING | MEWBOURNE OIL COMPANY | 1,800.00 | 0.006363620 | 11.46 |
| RENTAL SERVICES | KODIAK GAS SERVICES LLC | 7,431.66 | 0.006363620 | 47.30 |
| SALT WATER DISPOSAL | MEWBOURNE OIL COMPANY | 61,549.80 | 0.006363620 | 391.68 |
| Total Lease Operating Expense Cost | | 91,110.16 | | 579.78 |
| 62915000-30 SUBTOTAL | | 91,110.16 | 579.78 | |
| PROPERTY 62915000 TOTAL | | 77,773.48 | 494.92 | |
| PROPERTY: 62916000 62916000-20 CREEDENCE 21/16 W1ED ST COM 1H | | | | |
| <u>Tangible Well Cost</u> | | | | |
| TUBING | MEWBOURNE OIL COMPANY | -19,052.12 | 0.006363620 | -121.24 |

05-28-2021

138

MEWBOURNE OIL COMPANY

Page 9

SIANA OIL & GAS CO, LLC
TOM M RAGSDALE
P O BOX 2246
CONROE, TX 77305

INVOICE NO.: 202105-20567

INVOICE DATE: 5-31-2021

OWNER: 035904-1

BILLING FOR: May 2021

| REFERENCE/DESCRIPTION OF CHARGES | | GROSS CHARGES | WORKING INTEREST | NET CHARGE |
|--|-----------------------------|-------------------|------------------|------------|
| TUBING | MEWBOURNE OIL COMPANY | -19,052.12 | 0.006363620 | -121.24 |
| Total Tangible Well Cost Cost | | -38,104.24 | | -242.48 |
| <u>Equipment Beyond Wellhead</u> | | | | |
| AUTOMATION METERING EQUIPMENT | MEWBOURNE OIL COMPANY | -3,546.18 | 0.006363620 | -22.56 |
| SERVICE PUMPS | MEWBOURNE OIL COMPANY | -9,790.50 | 0.006363620 | -62.30 |
| Total Equipment Beyond Wellhead Cost | | -13,336.68 | | -84.86 |
| 62916000-20 SUBTOTAL | | -51,440.92 | -327.34 | |
| PROPERTY: 62916000 62916000-30 CREEDENCE 21/16 W1ED ST COM 1H | | | | |
| <u>Lease Operating Expense</u> | | | | |
| AUTOMATION MAINTENANCE | TANKLOGIX LLC | 52.48 | 0.006363620 | 0.34 |
| COMPANY SUPERVISION | MEWBOURNE OIL COMPANY | 600.00 | 0.006363620 | 3.82 |
| COMPRESSOR MAINTENANCE | TRINITY OILFIELD SERVICES L | 206.62 | 0.006363620 | 1.32 |
| EMISSIONS CONTROL EQUIPMENT MAINTENANCE | JADE CONSTRUCTION LLC | 278.14 | 0.006363620 | 1.76 |
| EMISSIONS CONTROL EQUIPMENT MAINTENANCE | VAPROX LLC | 274.70 | 0.006363620 | 1.74 |
| FUEL/ POWER / ELECTRICAL | XCEL ENERGY | 14,719.00 | 0.006363620 | 93.66 |
| GATHERING/TREATING/DEHYDRATION | GAS WELL SERVICES INC | 155.02 | 0.006363620 | 0.98 |
| GATHERING/TREATING/DEHYDRATION | GAS WELL SERVICES INC | 221.46 | 0.006363620 | 1.40 |
| GATHERING/TREATING/DEHYDRATION | GAS WELL SERVICES INC | 155.02 | 0.006363620 | 0.98 |
| GATHERING/TREATING/DEHYDRATION | GAS WELL SERVICES INC | 188.26 | 0.006363620 | 1.20 |
| LEASE & FACILITY | MEWBOURNE OIL COMPANY | 375.00 | 0.006363620 | 2.38 |
| LEASE & FACILITY | MEWBOURNE OIL COMPANY | 750.00 | 0.006363620 | 4.78 |
| LEASE & FACILITY MAINTENANCE | KEYSTONE PUMP & SUPPLY LI | 295.12 | 0.006363620 | 1.88 |
| LEASE & FACILITY MAINTENANCE | STANDARD OIL FIELD SUPPLY | 891.24 | 0.006363620 | 5.68 |
| LEASE & FACILITY MAINTENANCE | STANDARD OIL FIELD SUPPLY | 158.36 | 0.006363620 | 1.00 |
| LEASE & FACILITY MAINTENANCE | JADE CONSTRUCTION LLC | 55.62 | 0.006363620 | 0.36 |
| LEASE & FACILITY MAINTENANCE | JADE CONSTRUCTION LLC | 111.26 | 0.006363620 | 0.70 |
| LEASE & FACILITY MAINTENANCE | TURNCO ENTERPRISES LLC | 150.00 | 0.006363620 | 0.96 |
| OVERHEAD-FIXED RATE | MEWBOURNE OIL COMPANY | 1,778.18 | 0.006363620 | 11.32 |
| PUMPING | MEWBOURNE OIL COMPANY | 1,800.00 | 0.006363620 | 11.46 |
| PUMPING | MEWBOURNE OIL COMPANY | 1,800.00 | 0.006363620 | 11.46 |
| RENTAL SERVICES | KODIAK GAS SERVICES LLC | 7,431.66 | 0.006363620 | 47.30 |
| SALT WATER DISPOSAL | MEWBOURNE OIL COMPANY | 100,903.18 | 0.006363620 | 642.10 |
| WELL EQUIPMENT-SURFACE | DIVINE WIRELINE SOLUTIONS | 6,671.50 | 0.006363620 | 42.46 |
| Total Lease Operating Expense Cost | | 140,021.82 | | 891.04 |
| 62916000-30 SUBTOTAL | | 140,021.82 | 891.04 | |
| PROPERTY 62916000 TOTAL | | 88,580.90 | 563.70 | |
| PROPERTY: 62948000 62948000-10 INLAND 26/23 B2PI STATE COM 1H | | | | |
| <u>Intangible Well Cost</u> | | | | |
| EQUIPMENT RENTAL | SPM OIL & GAS PC, LLC | 3,949.92 | 0.100000000 | 395.00 |
| REGULATORY PERMITS & SURVEYS | STATE OF NEW MEXICO | 150.00 | 0.100000000 | 15.00 |

05-28-2021

139

MEWBOURNE OIL COMPANY

Page 10

SIANA OIL & GAS CO, LLC
TOM M RAGSDALE
P O BOX 2246
CONROE, TX 77305

INVOICE NO.: 202105-20567

INVOICE DATE: 5-31-2021

OWNER: 035904-1

BILLING FOR: May 2021

| REFERENCE/DESCRIPTION OF CHARGES | | GROSS CHARGES | WORKING INTEREST | NET CHARGE |
|--|---------------------------|-------------------|------------------|------------------|
| TRANSPORTATION | TEJAS HOT SHOT SERVICE & | 1,433.26 | 0.100000000 | 143.32 |
| Total Intangible Well Cost Cost | | 5,533.18 | | 553.32 |
| <u>Tangible Well Cost</u> | | | | |
| CASING (10.1" - 19.0") | SOONER PIPE LLC | -9,714.46 | 0.100000000 | -971.46 |
| CASING (6.1" - 8.0") | SOONER PIPE LLC | -19,034.00 | 0.100000000 | -1,903.40 |
| CASING (8.1" - 10.0") | SOONER PIPE LLC | -22,966.22 | 0.100000000 | -2,296.62 |
| Total Tangible Well Cost Cost | | -51,714.68 | | -5,171.48 |
| 62948000-10 SUBTOTAL | | -46,181.50 | | -4,618.16 |
| PROPERTY: 62948000 62948000-20 INLAND 26/23 B2PI STATE COM 1H | | | | |
| <u>Intangible Well Cost</u> | | | | |
| COMPANY SUPERVISION | MEWBOURNE OIL COMPANY | 2,400.00 | 0.100000000 | 240.00 |
| COMPANY SUPERVISION | MEWBOURNE OIL COMPANY | 2,400.00 | 0.100000000 | 240.00 |
| CONTRACT SERVICES & SUPERVISION | SDS PETROLEUM CONSULTAN | 14,348.00 | 0.100000000 | 1,434.80 |
| DAMAGES | THE MERCHANT LIVESTOCK C | 4,119.10 | 0.100000000 | 411.90 |
| EQUIPMENT RENTAL | L & R WELL SERVICE INC | 1,854.28 | 0.100000000 | 185.42 |
| EQUIPMENT RENTAL | WEATHERFORD US LP | 974.18 | 0.100000000 | 97.42 |
| EQUIPMENT RENTAL | GARNER PUMP & SUPPLY INC | 897.56 | 0.100000000 | 89.76 |
| EQUIPMENT RENTAL | PRESTIGE EQUIPMENT RENTA | 8,210.24 | 0.100000000 | 821.02 |
| HORIZONTAL DRILLOUT SERVICES | MAN WELDING SERVICE | 7,385.00 | 0.100000000 | 738.50 |
| REGULATORY PERMITS & SURVEYS | STATE OF NEW MEXICO | 150.00 | 0.100000000 | 15.00 |
| STIMULATION RENTALS & OTHER | GAS WELL SERVICES INC | 3,100.34 | 0.100000000 | 310.04 |
| STIMULATION RENTALS & OTHER | GARNER PUMP & SUPPLY INC | 636.50 | 0.100000000 | 63.64 |
| TRANSPORTATION | JW OILFIELD HAULING INC | 2,691.68 | 0.100000000 | 269.18 |
| Total Intangible Well Cost Cost | | 49,166.88 | | 4,916.68 |
| <u>Tangible Well Cost</u> | | | | |
| SUBSURFACE EQUIP. & ARTIFICIAL LIFT SYSTEMS | HUDSON PACKER COMPANY I | 13,935.62 | 0.100000000 | 1,393.56 |
| SUBSURFACE EQUIP. & ARTIFICIAL LIFT SYSTEMS | FLOWCO PRODUCTION SOLUT | 18,815.92 | 0.100000000 | 1,881.60 |
| TUBING | MEWBOURNE OIL COMPANY | 2,558.20 | 0.100000000 | 255.82 |
| TUBING | MEWBOURNE OIL COMPANY | -9,760.48 | 0.100000000 | -976.04 |
| TUBING | ENERGY TUBULARS INC | 153,442.12 | 0.100000000 | 15,344.20 |
| TUBING HEAD & UPPER SECTION | MEWBOURNE OIL COMPANY | -28,840.50 | 0.100000000 | -2,884.04 |
| TUBING HEAD & UPPER SECTION | DIVINE WIRELINE SOLUTIONS | 6,053.50 | 0.100000000 | 605.34 |
| Total Tangible Well Cost Cost | | 156,204.38 | | 15,620.44 |
| <u>Equipment Beyond Wellhead</u> | | | | |
| AUTOMATION METERING EQUIPMENT | MEWBOURNE OIL COMPANY | 15,502.32 | 0.100000000 | 1,550.24 |
| AUTOMATION METERING EQUIPMENT | ATCHAFALAYA MEASUREMEI | 5,063.68 | 0.100000000 | 506.38 |
| AUTOMATION METERING EQUIPMENT | TANKLOGIX LLC | 5,394.96 | 0.100000000 | 539.50 |
| AUTOMATION METERING EQUIPMENT | TANKLOGIX LLC | 884.50 | 0.100000000 | 88.46 |
| ELECTRICAL INSTALLATIONS | INGRAM PROFESSIONAL SERV | 6,462.64 | 0.100000000 | 646.26 |
| FITTINGS / VALVES & ACCESSORIES | T&J VALVE | 6,465.04 | 0.100000000 | 646.50 |
| FITTINGS / VALVES & ACCESSORIES | GARNER PUMP & SUPPLY INC | 1,779.08 | 0.100000000 | 177.90 |

05-28-2021

140

MEWBOURNE OIL COMPANY

Page 11

SIANA OIL & GAS CO, LLC
TOM M RAGSDALE
P O BOX 2246
CONROE, TX 77305

INVOICE NO.: 202105-20567

INVOICE DATE: 5-31-2021

OWNER: 035904-1

BILLING FOR: May 2021

| REFERENCE/DESCRIPTION OF CHARGES | | GROSS CHARGES | WORKING INTEREST | NET CHARGE |
|---|-----------------------------|------------------|---------------------|---------------|
| FITTINGS / VALVES & ACCESSORIES | KEYSTONE PUMP & SUPPLY LI | 13,861.80 | 0.100000000 | 1,386.18 |
| LINE PIPE & VALVES - GATHERING | MEWBOURNE OIL COMPANY | 7,022.60 | 0.100000000 | 702.26 |
| LINE PIPE & VALVES - GATHERING | MEWBOURNE OIL COMPANY | 1,833.00 | 0.100000000 | 183.30 |
| PRODUCTION EQUIP INSTALLATION | TRINITY OILFIELD SERVICES & | 379.80 | 0.100000000 | 37.98 |
| PRODUCTION EQUIP INSTALLATION | TRINITY OILFIELD SERVICES & | 1,139.40 | 0.100000000 | 113.94 |
| PRODUCTION EQUIP INSTALLATION | TRINITY OILFIELD SERVICES & | 1,772.40 | 0.100000000 | 177.24 |
| PRODUCTION EQUIP INSTALLATION | TRINITY OILFIELD SERVICES & | 1,392.60 | 0.100000000 | 139.26 |
| PRODUCTION EQUIP INSTALLATION | TRINITY OILFIELD SERVICES & | 381.46 | 0.100000000 | 38.16 |
| PRODUCTION EQUIP INSTALLATION | TRINITY OILFIELD SERVICES & | 1,139.40 | 0.100000000 | 113.94 |
| PRODUCTION EQUIP INSTALLATION | TRINITY OILFIELD SERVICES & | 1,398.66 | 0.100000000 | 139.86 |
| PRODUCTION EQUIP INSTALLATION | TRINITY OILFIELD SERVICES & | 316.50 | 0.100000000 | 31.64 |
| PRODUCTION EQUIP INSTALLATION | TRINITY OILFIELD SERVICES & | 274.30 | 0.100000000 | 27.42 |
| PRODUCTION EQUIP INSTALLATION | TRINITY OILFIELD SERVICES & | 379.80 | 0.100000000 | 37.98 |
| STORAGE TANKS | PETROSMITH EQUIPMENT LP | 273,025.54 | 0.100000000 | 27,302.56 |
| Total Equipment Beyond Wellhead Cost | | 345,869.48 | | 34,586.96 |
| 62948000-20 SUBTOTAL | | 551,240.74 | | 55,124.08 |
| PROPERTY: 62948000 62948000-30 INLAND 26/23 B2PI STATE COM 1H | | | | |
| <u>Lease Operating Expense</u> | | | | |
| CHEMICALS-WATER TREATING | EPDI | 4,676.98 | 0.100000000 | 467.70 |
| CHEMICALS-WATER TREATING | EPDI | 1,273.72 | 0.100000000 | 127.38 |
| COMPANY SUPERVISION | MEWBOURNE OIL COMPANY | 2,400.00 | 0.100000000 | 240.00 |
| COMPANY SUPERVISION | MEWBOURNE OIL COMPANY | 2,400.00 | 0.100000000 | 240.00 |
| COMPANY SUPERVISION | MEWBOURNE OIL COMPANY | 8,400.00 | 0.100000000 | 840.00 |
| COMPANY SUPERVISION | MEWBOURNE OIL COMPANY | 2,400.00 | 0.100000000 | 240.00 |
| COMPANY SUPERVISION | MEWBOURNE OIL COMPANY | 600.00 | 0.100000000 | 60.00 |
| COMPANY SUPERVISION | MEWBOURNE OIL COMPANY | 3,600.00 | 0.100000000 | 360.00 |
| COMPANY SUPERVISION | MEWBOURNE OIL COMPANY | 7,200.00 | 0.100000000 | 720.00 |
| COMPANY SUPERVISION | MEWBOURNE OIL COMPANY | 1,200.00 | 0.100000000 | 120.00 |
| CONTRACT SUPERVISION | PACE OILFIELD SERVICES INC | 11,122.24 | 0.100000000 | 1,112.22 |
| CONTRACT SUPERVISION | PACE OILFIELD SERVICES INC | 8,094.64 | 0.100000000 | 809.46 |
| CONTRACT SUPERVISION | PACE OILFIELD SERVICES INC | 8,094.64 | 0.100000000 | 809.46 |
| CONTRACT SUPERVISION | SUNDOWN ENVIRO LLC | 9,374.40 | 0.100000000 | 937.44 |
| CONTRACT SUPERVISION | SUNDOWN ENVIRO LLC | 9,374.40 | 0.100000000 | 937.44 |
| CONTRACT SUPERVISION | GSM OILFIELD SERVICES INC | 3,393.50 | 0.100000000 | 339.34 |
| EMISSIONS CONTROL EQUIPMENT MAINTENANCE | GARNER PUMP & SUPPLY INC | 1,236.88 | 0.100000000 | 123.68 |
| EMISSIONS CONTROL EQUIPMENT MAINTENANCE | VAPROX LLC | 950.34 | 0.100000000 | 95.04 |
| EMISSIONS CONTROL EQUIPMENT MAINTENANCE | VAPROX LLC | 315.38 | 0.100000000 | 31.54 |
| EMISSIONS CONTROL EQUIPMENT MAINTENANCE | VAPROX LLC | 2,033.96 | 0.100000000 | 203.40 |
| EMISSIONS CONTROL EQUIPMENT MAINTENANCE | AUTOMATED WELLHEAD COM | 158.26 | 0.100000000 | 15.82 |
| LEASE & FACILITY | MEWBOURNE OIL COMPANY | 1,500.00 | 0.100000000 | 150.00 |
| LEASE & FACILITY | MEWBOURNE OIL COMPANY | 750.00 | 0.100000000 | 75.00 |

05-28-2021

141

MEWBOURNE OIL COMPANY

Page 12

SIANA OIL & GAS CO, LLC
TOM M RAGSDALE
P O BOX 2246
CONROE, TX 77305

INVOICE NO.: 202105-20567

INVOICE DATE: 5-31-2021

OWNER: 035904-1

BILLING FOR: May 2021

| REFERENCE/DESCRIPTION OF CHARGES | | GROSS CHARGES | WORKING INTEREST | NET CHARGE |
|------------------------------------|-----------------------------|-------------------|------------------|-------------------|
| LEASE & FACILITY | MEWBOURNE OIL COMPANY | 750.00 | 0.100000000 | 75.00 |
| LEASE & FACILITY | MEWBOURNE OIL COMPANY | 2,250.00 | 0.100000000 | 225.00 |
| LEASE & FACILITY MAINTENANCE | GARNER PUMP & SUPPLY INC | 475.54 | 0.100000000 | 47.56 |
| LEASE & FACILITY MAINTENANCE | GARNER PUMP & SUPPLY INC | 2,629.72 | 0.100000000 | 262.98 |
| LEASE & FACILITY MAINTENANCE | K&S OILFIELD SUPPLIES LLC | 56.16 | 0.100000000 | 5.62 |
| LEASE & FACILITY MAINTENANCE | TURNCO ENTERPRISES LLC | 400.00 | 0.100000000 | 40.00 |
| LEASE & FACILITY MAINTENANCE | H-M TRUCKING LLC | 1,294.74 | 0.100000000 | 129.46 |
| LEASE & FACILITY MAINTENANCE | H-M TRUCKING LLC | 1,035.80 | 0.100000000 | 103.58 |
| MISCELLANEOUS EQUIPMENT RENTAL | PACE OILFIELD SERVICES INC | 1,513.80 | 0.100000000 | 151.38 |
| MISCELLANEOUS EQUIPMENT RENTAL | PACE OILFIELD SERVICES INC | 7,144.30 | 0.100000000 | 714.42 |
| MISCELLANEOUS EQUIPMENT RENTAL | D&H TRUCKING | 6,872.16 | 0.100000000 | 687.22 |
| OVERHEAD-FIXED RATE | MEWBOURNE OIL COMPANY | 1,778.18 | 0.100000000 | 177.82 |
| PUMPING | MEWBOURNE OIL COMPANY | 1,800.00 | 0.100000000 | 180.00 |
| PUMPING | MEWBOURNE OIL COMPANY | 1,800.00 | 0.100000000 | 180.00 |
| RENTAL SERVICES | GUNS UP SERVICES | 2,952.16 | 0.100000000 | 295.22 |
| RENTAL SERVICES | USA COMPRESSION PARTNERS | 9,495.02 | 0.100000000 | 949.50 |
| RENTAL SERVICES | MESA NATURAL GAS SOLUTIC | 6,781.70 | 0.100000000 | 678.16 |
| SALT WATER DISPOSAL | TRINITY OILFIELD SERVICES & | 1,601.72 | 0.100000000 | 160.16 |
| SALT WATER DISPOSAL | 3 BEAR DELAWARE OPERATIN | 53,114.84 | 0.100000000 | 5,311.48 |
| SITE RESTORATION & EXCAVATION | SUNDANCE SERVICES WEST IN | 2,221.36 | 0.100000000 | 222.14 |
| WELL SERVICE & REPAIR | STONE OILFIELD SERVICE INC | 2,972.98 | 0.100000000 | 297.30 |
| Total Lease Operating Expense Cost | | 199,489.52 | | 19,948.92 |
| 62948000-30 SUBTOTAL | | 199,489.52 | | 19,948.92 |
| PROPERTY 62948000 TOTAL | | 704,548.76 | | 70,454.84 |
| 62948000PREPAYMENTS | | | | -35,227.42 |

PROPERTY: 62958000 62958000-30 GAZELLE 22 B3MD FED COM 1HLease Operating Expense

| | | | | |
|---|---------------------------|--------|-------------|-------|
| AUTOMATION MAINTENANCE | AMERICAN MILLENNIUM COR | 12.85 | 0.196991940 | 2.53 |
| AUTOMATION MAINTENANCE | TANKLOGIX LLC | 33.61 | 0.196991940 | 6.62 |
| AUTOMATION MAINTENANCE | THE REYNOLDS COMPANY | 173.65 | 0.196991940 | 34.21 |
| CHEMICALS-WATER TREATING | EPDI | 314.03 | 0.196991940 | 61.87 |
| CHEMICALS-WATER TREATING | EPDI | 101.22 | 0.196991940 | 19.93 |
| CHEMICALS-WATER TREATING | EPDI | 126.53 | 0.196991940 | 24.92 |
| EMISSIONS CONTROL EQUIPMENT MAINTENANCE | G&A FABRICATION LLC | 76.19 | 0.196991940 | 15.01 |
| EMISSIONS CONTROL EQUIPMENT MAINTENANCE | G&A FABRICATION LLC | 76.19 | 0.196991940 | 15.01 |
| EMISSIONS CONTROL EQUIPMENT MAINTENANCE | G&A FABRICATION LLC | 76.19 | 0.196991940 | 15.01 |
| FUEL/ POWER / ELECTRICAL | XCEL ENERGY | 284.39 | 0.196991940 | 56.02 |
| FUEL/ POWER / ELECTRICAL | PILOT THOMAS LOGISTICS LL | 48.48 | 0.196991940 | 9.55 |
| FUEL/ POWER / ELECTRICAL | PILOT THOMAS LOGISTICS LL | 42.89 | 0.196991940 | 8.45 |
| FUEL/ POWER / ELECTRICAL | PILOT THOMAS LOGISTICS LL | 65.08 | 0.196991940 | 12.82 |
| LEASE & FACILITY | MEWBOURNE OIL COMPANY | 187.50 | 0.196991940 | 36.94 |

05-28-2021

142

MEWBOURNE OIL COMPANY

Page 13

SIANA OIL & GAS CO, LLC
TOM M RAGSDALE
P O BOX 2246
CONROE, TX 77305

INVOICE NO.: 202105-20567

INVOICE DATE: 5-31-2021

OWNER: 035904-1

BILLING FOR: May 2021

| REFERENCE/DESCRIPTION OF CHARGES | | GROSS CHARGES | WORKING INTEREST | NET CHARGE |
|--|-----------------------------|-------------------|------------------|------------|
| LEASE & FACILITY | MEWBOURNE OIL COMPANY | 375.00 | 0.196991940 | 73.87 |
| LEASE & FACILITY MAINTENANCE | GARNER PUMP & SUPPLY INC | 143.55 | 0.196991940 | 28.28 |
| LEASE & FACILITY MAINTENANCE | K&S OILFIELD SUPPLIES LLC | 229.76 | 0.196991940 | 45.26 |
| LEASE & FACILITY MAINTENANCE | PRESSURE SERVICES | 21.46 | 0.196991940 | 4.23 |
| MISCELLANEOUS EQUIPMENT RENTAL | MEWBOURNE OIL COMPANY | 235.20 | 0.196991940 | 46.33 |
| OVERHEAD-FIXED RATE | MEWBOURNE OIL COMPANY | 889.09 | 0.196991940 | 175.14 |
| PRIME MOVER / PUMP MAINTENANCE | HR COMPRESSION & SERVICE | 92.42 | 0.196991940 | 18.20 |
| PUMPING | MEWBOURNE OIL COMPANY | 900.00 | 0.196991940 | 177.30 |
| PUMPING | MEWBOURNE OIL COMPANY | 450.00 | 0.196991940 | 88.65 |
| RENTAL SERVICES | PRESTIGE EQUIPMENT RENTA | 316.82 | 0.196991940 | 62.41 |
| RENTAL SERVICES | KODIAK GAS SERVICES LLC | 4,917.51 | 0.196991940 | 968.71 |
| SALT WATER DISPOSAL | NGL WATER SOLUTIONS PERM | 3,864.65 | 0.196991940 | 761.31 |
| SALT WATER DISPOSAL | LIMESTONE BASIN PROPERTIE | 297.94 | 0.196991940 | 58.69 |
| SITE RESTORATION & EXCAVATION | BLADE SERVICES LLC | 204.96 | 0.196991940 | 40.37 |
| Total Lease Operating Expense Cost | | 14,557.16 | | 2,867.64 |
| 62958000-30 SUBTOTAL | | 14,557.16 | 2,867.64 | |
| PROPERTY 62958000 TOTAL | | 14,557.16 | 2,867.64 | |
| PROPERTY: 72076000 72076000-10 INLAND 26/23 B2OJ STATE COM 1H | | | | |
| <u>Intangible Well Cost</u> | | | | |
| REGULATORY PERMITS & SURVEYS | STATE OF NEW MEXICO | 75.00 | 0.100000000 | 7.50 |
| Total Intangible Well Cost Cost | | 75.00 | | 7.50 |
| <u>Tangible Well Cost</u> | | | | |
| CASING (6.1" - 8.0") | SOONER PIPE LLC | -4,002.85 | 0.100000000 | -400.28 |
| CASING (8.1" - 10.0") | SOONER PIPE LLC | -7,550.11 | 0.100000000 | -755.01 |
| Total Tangible Well Cost Cost | | -11,552.96 | | -1,155.29 |
| 72076000-10 SUBTOTAL | | -11,477.96 | -1,147.79 | |
| PROPERTY: 72076000 72076000-20 INLAND 26/23 B2OJ STATE COM 1H | | | | |
| <u>Intangible Well Cost</u> | | | | |
| COMPANY SUPERVISION | MEWBOURNE OIL COMPANY | 1,200.00 | 0.100000000 | 120.00 |
| DAMAGES | THE MERCHANT LIVESTOCK C | 2,059.55 | 0.100000000 | 205.95 |
| EQUIPMENT RENTAL | PRESTIGE EQUIPMENT RENTA | 4,105.17 | 0.100000000 | 410.51 |
| HORIZONTAL DRILLOUT SERVICES | MAN WELDING SERVICE | 3,692.50 | 0.100000000 | 369.25 |
| HORIZONTAL DRILLOUT SERVICES | VAREL INTERNATIONAL IND I | 3,173.70 | 0.100000000 | 317.37 |
| HORIZONTAL DRILLOUT SERVICES | TRINITY OILFIELD SERVICES & | 2,750.91 | 0.100000000 | 275.09 |
| REGULATORY PERMITS & SURVEYS | STATE OF NEW MEXICO | 75.00 | 0.100000000 | 7.50 |
| STIMULATION RENTALS & OTHER | GAS WELL SERVICES INC | 1,550.16 | 0.100000000 | 155.02 |
| STIMULATION RENTALS & OTHER | GARNER PUMP & SUPPLY INC | 318.24 | 0.100000000 | 31.82 |
| Total Intangible Well Cost Cost | | 18,925.23 | | 1,892.51 |
| <u>Tangible Well Cost</u> | | | | |
| CASING (4.1" - 6.0") | SOONER PIPE LLC | -4,456.38 | 0.100000000 | -445.64 |

05-28-2021

143

MEWBOURNE OIL COMPANY

Page 14

SIANA OIL & GAS CO, LLC
TOM M RAGSDALE
P O BOX 2246
CONROE, TX 77305

INVOICE NO.: 202105-20567

INVOICE DATE: 5-31-2021

OWNER: 035904-1

BILLING FOR: May 2021

| REFERENCE/DESCRIPTION OF CHARGES | | GROSS CHARGES | WORKING INTEREST | NET CHARGE |
|--|-----------------------------|-------------------|------------------|------------------|
| Total Tangible Well Cost Cost | | -4,456.38 | | -445.64 |
| <u>Equipment Beyond Wellhead</u> | | | | |
| AUTOMATION METERING EQUIPMENT | MEWBOURNE OIL COMPANY | 7,751.16 | 0.100000000 | 775.12 |
| AUTOMATION METERING EQUIPMENT | TANKLOGIX LLC | 2,697.47 | 0.100000000 | 269.75 |
| AUTOMATION METERING EQUIPMENT | TANKLOGIX LLC | 442.25 | 0.100000000 | 44.23 |
| ELECTRICAL INSTALLATIONS | INGRAM PROFESSIONAL SERV | 3,231.28 | 0.100000000 | 323.13 |
| FITTINGS / VALVES & ACCESSORIES | T&J VALVE | 4,973.12 | 0.100000000 | 497.31 |
| FITTINGS / VALVES & ACCESSORIES | GARNER PUMP & SUPPLY INC | 889.53 | 0.100000000 | 88.95 |
| FITTINGS / VALVES & ACCESSORIES | KEYSTONE PUMP & SUPPLY LI | 6,930.88 | 0.100000000 | 693.09 |
| LINE PIPE & VALVES - GATHERING | MEWBOURNE OIL COMPANY | 3,511.30 | 0.100000000 | 351.13 |
| LINE PIPE & VALVES - GATHERING | MEWBOURNE OIL COMPANY | 916.50 | 0.100000000 | 91.65 |
| PRODUCTION EQUIP INSTALLATION | TRINITY OILFIELD SERVICES & | 189.90 | 0.100000000 | 18.99 |
| PRODUCTION EQUIP INSTALLATION | TRINITY OILFIELD SERVICES & | 569.70 | 0.100000000 | 56.97 |
| PRODUCTION EQUIP INSTALLATION | TRINITY OILFIELD SERVICES & | 886.20 | 0.100000000 | 88.62 |
| PRODUCTION EQUIP INSTALLATION | TRINITY OILFIELD SERVICES & | 696.30 | 0.100000000 | 69.63 |
| PRODUCTION EQUIP INSTALLATION | TRINITY OILFIELD SERVICES & | 190.72 | 0.100000000 | 19.07 |
| PRODUCTION EQUIP INSTALLATION | TRINITY OILFIELD SERVICES & | 569.70 | 0.100000000 | 56.97 |
| PRODUCTION EQUIP INSTALLATION | TRINITY OILFIELD SERVICES & | 699.32 | 0.100000000 | 69.93 |
| PRODUCTION EQUIP INSTALLATION | TRINITY OILFIELD SERVICES & | 158.25 | 0.100000000 | 15.82 |
| PRODUCTION EQUIP INSTALLATION | TRINITY OILFIELD SERVICES & | 137.15 | 0.100000000 | 13.71 |
| PRODUCTION EQUIP INSTALLATION | TRINITY OILFIELD SERVICES & | 189.90 | 0.100000000 | 18.99 |
| STORAGE TANKS | PETROSMITH EQUIPMENT LP | 136,512.79 | 0.100000000 | 13,651.28 |
| Total Equipment Beyond Wellhead Cost | | 172,143.42 | | 17,214.34 |
| 72076000-20 SUBTOTAL | | 186,612.27 | | 18,661.21 |
| PROPERTY: 72076000 72076000-30 INLAND 26/23 B2OJ STATE COM 1H | | | | |
| <u>Lease Operating Expense</u> | | | | |
| CHEMICALS-WATER TREATING | EPDI | 1,973.88 | 0.100000000 | 197.39 |
| CHEMICALS-WATER TREATING | EPDI | 537.56 | 0.100000000 | 53.76 |
| COMPANY SUPERVISION | MEWBOURNE OIL COMPANY | 1,200.00 | 0.100000000 | 120.00 |
| COMPANY SUPERVISION | MEWBOURNE OIL COMPANY | 1,800.00 | 0.100000000 | 180.00 |
| COMPANY SUPERVISION | MEWBOURNE OIL COMPANY | 1,200.00 | 0.100000000 | 120.00 |
| COMPANY SUPERVISION | MEWBOURNE OIL COMPANY | 300.00 | 0.100000000 | 30.00 |
| COMPANY SUPERVISION | MEWBOURNE OIL COMPANY | 4,200.00 | 0.100000000 | 420.00 |
| COMPANY SUPERVISION | MEWBOURNE OIL COMPANY | 2,400.00 | 0.100000000 | 240.00 |
| COMPANY SUPERVISION | MEWBOURNE OIL COMPANY | 1,200.00 | 0.100000000 | 120.00 |
| COMPANY SUPERVISION | MEWBOURNE OIL COMPANY | 600.00 | 0.100000000 | 60.00 |
| CONTRACT SUPERVISION | PACE OILFIELD SERVICES INC | 5,266.77 | 0.100000000 | 526.68 |
| CONTRACT SUPERVISION | PACE OILFIELD SERVICES INC | 3,532.20 | 0.100000000 | 353.22 |
| CONTRACT SUPERVISION | PACE OILFIELD SERVICES INC | 3,532.20 | 0.100000000 | 353.22 |
| CONTRACT SUPERVISION | SUNDOWN ENVIRO LLC | 3,956.40 | 0.100000000 | 395.64 |
| CONTRACT SUPERVISION | SUNDOWN ENVIRO LLC | 3,956.40 | 0.100000000 | 395.64 |

05-28-2021

144

MEWBOURNE OIL COMPANY

Page 15

SIANA OIL & GAS CO, LLC
TOM M RAGSDALE
P O BOX 2246
CONROE, TX 77305

INVOICE NO.: 202105-20567

INVOICE DATE: 5-31-2021

OWNER: 035904-1

BILLING FOR: May 2021

| REFERENCE/DESCRIPTION OF CHARGES | | GROSS CHARGES | WORKING INTEREST | NET CHARGE |
|--|-----------------------------|-------------------|------------------|-------------------|
| EMISSIONS CONTROL EQUIPMENT MAINTENANCE | GARNER PUMP & SUPPLY INC | 618.43 | 0.100000000 | 61.85 |
| EMISSIONS CONTROL EQUIPMENT MAINTENANCE | VAPROX LLC | 475.15 | 0.100000000 | 47.51 |
| EMISSIONS CONTROL EQUIPMENT MAINTENANCE | VAPROX LLC | 157.69 | 0.100000000 | 15.77 |
| EMISSIONS CONTROL EQUIPMENT MAINTENANCE | VAPROX LLC | 1,016.97 | 0.100000000 | 101.70 |
| EMISSIONS CONTROL EQUIPMENT MAINTENANCE | AUTOMATED WELLHEAD COM | 79.12 | 0.100000000 | 7.91 |
| LEASE & FACILITY | MEWBOURNE OIL COMPANY | 750.00 | 0.100000000 | 75.00 |
| LEASE & FACILITY | MEWBOURNE OIL COMPANY | 375.00 | 0.100000000 | 37.50 |
| LEASE & FACILITY | MEWBOURNE OIL COMPANY | 750.00 | 0.100000000 | 75.00 |
| LEASE & FACILITY | MEWBOURNE OIL COMPANY | 375.00 | 0.100000000 | 37.50 |
| LEASE & FACILITY MAINTENANCE | GARNER PUMP & SUPPLY INC | 237.79 | 0.100000000 | 23.78 |
| LEASE & FACILITY MAINTENANCE | GARNER PUMP & SUPPLY INC | 1,314.86 | 0.100000000 | 131.49 |
| LEASE & FACILITY MAINTENANCE | K&S OILFIELD SUPPLIES LLC | 28.15 | 0.100000000 | 2.82 |
| LEASE & FACILITY MAINTENANCE | TURNCO ENTERPRISES LLC | 200.00 | 0.100000000 | 20.00 |
| LEASE & FACILITY MAINTENANCE | H-M TRUCKING LLC | 517.90 | 0.100000000 | 51.79 |
| MISCELLANEOUS EQUIPMENT RENTAL | PACE OILFIELD SERVICES INC | 756.91 | 0.100000000 | 75.69 |
| MISCELLANEOUS EQUIPMENT RENTAL | PACE OILFIELD SERVICES INC | 3,514.33 | 0.100000000 | 351.43 |
| MISCELLANEOUS EQUIPMENT RENTAL | D&H TRUCKING | 3,436.09 | 0.100000000 | 343.61 |
| OVERHEAD-FIXED RATE | MEWBOURNE OIL COMPANY | 889.09 | 0.100000000 | 88.91 |
| PUMPING | MEWBOURNE OIL COMPANY | 900.00 | 0.100000000 | 90.00 |
| PUMPING | MEWBOURNE OIL COMPANY | 900.00 | 0.100000000 | 90.00 |
| RENTAL SERVICES | GUNS UP SERVICES | 1,476.09 | 0.100000000 | 147.61 |
| RENTAL SERVICES | USA COMPRESSION PARTNER: | 4,747.51 | 0.100000000 | 474.75 |
| RENTAL SERVICES | MESA NATURAL GAS Solutio | 3,390.84 | 0.100000000 | 339.08 |
| SALT WATER DISPOSAL | TRINITY OILFIELD SERVICES & | 795.21 | 0.100000000 | 79.52 |
| SALT WATER DISPOSAL | 3 BEAR DELAWARE OPERATI | 30,170.68 | 0.100000000 | 3,017.07 |
| Total Lease Operating Expense Cost | | 93,528.22 | | 9,352.84 |
| 72076000-30 SUBTOTAL | | 93,528.22 | | 9,352.84 |
| PROPERTY 72076000 TOTAL | | 268,662.53 | | 26,866.26 |
| 72076000PREPAYMENTS | | | | -26,866.26 |
| PROPERTY: 72185000 72185000-20 CREEDENCE 21/16 W0FC ST COM 4H | | | | |
| <u>Tangible Well Cost</u> | | | | |
| TUBING HEAD & UPPER SECTION | MEWBOURNE OIL COMPANY | -14,420.25 | 0.006363620 | -91.76 |
| Total Tangible Well Cost Cost | | -14,420.25 | | -91.76 |
| <u>Equipment Beyond Wellhead</u> | | | | |
| AUTOMATION METERING EQUIPMENT | MEWBOURNE OIL COMPANY | 1,773.09 | 0.006363620 | 11.28 |
| Total Equipment Beyond Wellhead Cost | | 1,773.09 | | 11.28 |
| 72185000-20 SUBTOTAL | | -12,647.16 | | -80.48 |
| PROPERTY: 72185000 72185000-30 CREEDENCE 21/16 W0FC ST COM 4H | | | | |
| <u>Lease Operating Expense</u> | | | | |
| AUTOMATION MAINTENANCE | TANKLOGIX LLC | 234.16 | 0.006363620 | 1.49 |

05-28-2021

145

MEWBOURNE OIL COMPANY

Page 16

SIANA OIL & GAS CO, LLC
TOM M RAGSDALE
P O BOX 2246
CONROE, TX 77305

INVOICE NO.: 202105-20567

INVOICE DATE: 5-31-2021

OWNER: 035904-1

BILLING FOR: May 2021

| REFERENCE/DESCRIPTION OF CHARGES | | GROSS CHARGES | WORKING INTEREST | NET CHARGE |
|----------------------------------|--------------------------|------------------|---------------------|---------------|
| AUTOMATION MAINTENANCE | TANKLOGIX LLC | 26.24 | 0.006363620 | 0.17 |
| CHEMICALS-CORROSION TREATING | IMPERATIVE CHEMICAL PART | 625.04 | 0.006363620 | 3.98 |
| CHEMICALS-WATER TREATING | TANKLOGIX LLC | 240.88 | 0.006363620 | 1.53 |
| CHEMICALS-WATER TREATING | EPDI | 2,035.27 | 0.006363620 | 12.95 |
| CHEMICALS-WATER TREATING | EPDI | 2,249.43 | 0.006363620 | 14.31 |
| COMPANY SUPERVISION | MEWBOURNE OIL COMPANY | 600.00 | 0.006363620 | 3.82 |
| COMPANY SUPERVISION | MEWBOURNE OIL COMPANY | 300.00 | 0.006363620 | 1.91 |
| COMPANY SUPERVISION | MEWBOURNE OIL COMPANY | 1,200.00 | 0.006363620 | 7.64 |
| CONTRACT SUPERVISION | TURNCO ENTERPRISES LLC | 686.25 | 0.006363620 | 4.37 |
| CONTRACT SUPERVISION | TURNCO ENTERPRISES LLC | 1,029.37 | 0.006363620 | 6.55 |
| CONTRACT SUPERVISION | TURNCO ENTERPRISES LLC | 571.88 | 0.006363620 | 3.64 |
| CONTRACT SUPERVISION | TURNCO ENTERPRISES LLC | 1,009.50 | 0.006363620 | 6.42 |
| CONTRACT SUPERVISION | TURNCO ENTERPRISES LLC | 1,601.25 | 0.006363620 | 10.19 |
| CONTRACT SUPERVISION | TURNCO ENTERPRISES LLC | 66.25 | 0.006363620 | 0.42 |
| CONTRACT SUPERVISION | TURNCO ENTERPRISES LLC | 66.25 | 0.006363620 | 0.42 |
| CONTRACT SUPERVISION | TURNCO ENTERPRISES LLC | 66.25 | 0.006363620 | 0.42 |
| CONTRACT SUPERVISION | TURNCO ENTERPRISES LLC | 66.25 | 0.006363620 | 0.42 |
| CONTRACT SUPERVISION | TURNCO ENTERPRISES LLC | 1,601.25 | 0.006363620 | 10.19 |
| CONTRACT SUPERVISION | TURNCO ENTERPRISES LLC | 1,685.25 | 0.006363620 | 10.72 |
| CONTRACT SUPERVISION | TURNCO ENTERPRISES LLC | 1,601.25 | 0.006363620 | 10.19 |
| CONTRACT SUPERVISION | TURNCO ENTERPRISES LLC | 66.25 | 0.006363620 | 0.42 |
| CONTRACT SUPERVISION | TURNCO ENTERPRISES LLC | 571.88 | 0.006363620 | 3.64 |
| CONTRACT SUPERVISION | TURNCO ENTERPRISES LLC | 601.88 | 0.006363620 | 3.83 |
| CONTRACT SUPERVISION | TURNCO ENTERPRISES LLC | 66.25 | 0.006363620 | 0.42 |
| CONTRACT SUPERVISION | TURNCO ENTERPRISES LLC | 66.25 | 0.006363620 | 0.42 |
| CONTRACT SUPERVISION | TURNCO ENTERPRISES LLC | 114.38 | 0.006363620 | 0.73 |
| CONTRACT SUPERVISION | TURNCO ENTERPRISES LLC | 114.38 | 0.006363620 | 0.73 |
| CONTRACT SUPERVISION | TURNCO ENTERPRISES LLC | 1,601.25 | 0.006363620 | 10.19 |
| CONTRACT SUPERVISION | TURNCO ENTERPRISES LLC | 915.00 | 0.006363620 | 5.82 |
| CONTRACT SUPERVISION | TURNCO ENTERPRISES LLC | 228.75 | 0.006363620 | 1.46 |
| CONTRACT SUPERVISION | TURNCO ENTERPRISES LLC | 1,601.25 | 0.006363620 | 10.19 |
| CONTRACT SUPERVISION | TURNCO ENTERPRISES LLC | 1,601.25 | 0.006363620 | 10.19 |
| CONTRACT SUPERVISION | TURNCO ENTERPRISES LLC | 228.75 | 0.006363620 | 1.46 |
| CONTRACT SUPERVISION | TURNCO ENTERPRISES LLC | 228.75 | 0.006363620 | 1.46 |
| CONTRACT SUPERVISION | TURNCO ENTERPRISES LLC | 66.25 | 0.006363620 | 0.42 |
| CONTRACT SUPERVISION | TURNCO ENTERPRISES LLC | 66.25 | 0.006363620 | 0.42 |
| CONTRACT SUPERVISION | TURNCO ENTERPRISES LLC | 66.25 | 0.006363620 | 0.42 |
| CONTRACT SUPERVISION | TURNCO ENTERPRISES LLC | 66.25 | 0.006363620 | 0.42 |
| CONTRACT SUPERVISION | TURNCO ENTERPRISES LLC | 66.25 | 0.006363620 | 0.42 |
| CONTRACT SUPERVISION | TURNCO ENTERPRISES LLC | 1,685.25 | 0.006363620 | 10.72 |
| CONTRACT SUPERVISION | TURNCO ENTERPRISES LLC | 337.50 | 0.006363620 | 2.15 |
| CONTRACT SUPERVISION | TURNCO ENTERPRISES LLC | 1,601.25 | 0.006363620 | 10.19 |
| CONTRACT SUPERVISION | D&H TRUCKING | 377.57 | 0.006363620 | 2.40 |

05-28-2021

146

MEWBOURNE OIL COMPANY

Page 17

SIANA OIL & GAS CO, LLC
TOM M RAGSDALE
P O BOX 2246
CONROE, TX 77305

INVOICE NO.: 202105-20567

INVOICE DATE: 5-31-2021

OWNER: 035904-1

BILLING FOR: May 2021

| REFERENCE/DESCRIPTION OF CHARGES | | GROSS CHARGES | WORKING INTEREST | NET CHARGE |
|---|---------------------------|---------------|------------------|------------|
| CONTRACT SUPERVISION | D&H TRUCKING | 377.57 | 0.006363620 | 2.40 |
| CONTRACT SUPERVISION | D&H TRUCKING | 418.02 | 0.006363620 | 2.66 |
| CONTRACT SUPERVISION | D&H TRUCKING | 418.02 | 0.006363620 | 2.66 |
| CONTRACT SUPERVISION | D&H TRUCKING | 404.54 | 0.006363620 | 2.57 |
| CONTRACT SUPERVISION | D&H TRUCKING | 404.54 | 0.006363620 | 2.57 |
| EMISSIONS CONTROL EQUIPMENT MAINTENANCE | JADE CONSTRUCTION LLC | 139.07 | 0.006363620 | 0.88 |
| EMISSIONS CONTROL EQUIPMENT MAINTENANCE | VAPROX LLC | 137.35 | 0.006363620 | 0.87 |
| GATHERING/TREATING/DEHYDRATION | GAS WELL SERVICES INC | 77.51 | 0.006363620 | 0.49 |
| GATHERING/TREATING/DEHYDRATION | GAS WELL SERVICES INC | 110.72 | 0.006363620 | 0.70 |
| GATHERING/TREATING/DEHYDRATION | GAS WELL SERVICES INC | 77.51 | 0.006363620 | 0.49 |
| GATHERING/TREATING/DEHYDRATION | GAS WELL SERVICES INC | 94.11 | 0.006363620 | 0.60 |
| LEASE & FACILITY | MEWBOURNE OIL COMPANY | 187.50 | 0.006363620 | 1.19 |
| LEASE & FACILITY | MEWBOURNE OIL COMPANY | 187.50 | 0.006363620 | 1.19 |
| LEASE & FACILITY | MEWBOURNE OIL COMPANY | 375.00 | 0.006363620 | 2.39 |
| LEASE & FACILITY | MEWBOURNE OIL COMPANY | 375.00 | 0.006363620 | 2.39 |
| LEASE & FACILITY MAINTENANCE | KEYSTONE PUMP & SUPPLY LI | 147.58 | 0.006363620 | 0.94 |
| LEASE & FACILITY MAINTENANCE | STANDARD OIL FIELD SUPPLY | 29.16 | 0.006363620 | 0.19 |
| LEASE & FACILITY MAINTENANCE | STANDARD OIL FIELD SUPPLY | 79.30 | 0.006363620 | 0.50 |
| LEASE & FACILITY MAINTENANCE | JADE CONSTRUCTION LLC | 27.82 | 0.006363620 | 0.18 |
| LEASE & FACILITY MAINTENANCE | JADE CONSTRUCTION LLC | 55.63 | 0.006363620 | 0.35 |
| LEASE & FACILITY MAINTENANCE | MPS ENTERPRISES INC | 246.16 | 0.006363620 | 1.57 |
| LEASE & FACILITY MAINTENANCE | MPS ENTERPRISES INC | 140.00 | 0.006363620 | 0.89 |
| LEASE & FACILITY MAINTENANCE | TURNCO ENTERPRISES LLC | 100.00 | 0.006363620 | 0.64 |
| LEASE & FACILITY MAINTENANCE | TURNCO ENTERPRISES LLC | 75.00 | 0.006363620 | 0.48 |
| OVERHEAD-FIXED RATE | MEWBOURNE OIL COMPANY | 807.20 | 0.006363620 | 5.14 |
| PUMPING | MEWBOURNE OIL COMPANY | 900.00 | 0.006363620 | 5.73 |
| PUMPING | MEWBOURNE OIL COMPANY | 900.00 | 0.006363620 | 5.73 |
| RENTAL SERVICES | KODIAK GAS SERVICES LLC | 3,715.83 | 0.006363620 | 23.65 |
| SALT WATER DISPOSAL | MEWBOURNE OIL COMPANY | 77,699.90 | 0.006363620 | 494.45 |
| Total Lease Operating Expense Cost | | 118,542.40 | | 754.34 |

72185000-30 SUBTOTAL

118,542.40

754.34

PROPERTY 72185000 TOTAL

105,895.24

673.86

72185000PREPAYMENTS

-673.86

PROPERTY: 72186000 72186000-20 CREEDENCE 21/16 WIFC ST COM 3H

Tangible Well Cost

| | | | | |
|-------------------------------|-----------------------|------------|-------------|--------|
| TUBING HEAD & UPPER SECTION | MEWBOURNE OIL COMPANY | -14,420.25 | 0.006363620 | -91.76 |
| Total Tangible Well Cost Cost | | -14,420.25 | | -91.76 |

Equipment Beyond Wellhead

| | | | | |
|--------------------------------------|-----------------------|----------|-------------|-------|
| AUTOMATION METERING EQUIPMENT | MEWBOURNE OIL COMPANY | 1,773.09 | 0.006363620 | 11.28 |
| Total Equipment Beyond Wellhead Cost | | 1,773.09 | | 11.28 |

05-28-2021

147

MEWBOURNE OIL COMPANY

Page 18

SIANA OIL & GAS CO, LLC
TOM M RAGSDALE
P O BOX 2246
CONROE, TX 77305

INVOICE NO.: 202105-20567

INVOICE DATE: 5-31-2021

OWNER: 035904-1

BILLING FOR: May 2021

| REFERENCE/DESCRIPTION OF CHARGES | | GROSS CHARGES | WORKING INTEREST | NET CHARGE |
|--|--------------------------|-------------------|---------------------|---------------|
| 72186000-20 SUBTOTAL | | -12,647.16 | -80.48 | |
| PROPERTY: 72186000 72186000-30 CREEDENCE 21/16 W1FC ST COM 3H | | | | |
| <u>Lease Operating Expense</u> | | | | |
| AUTOMATION MAINTENANCE | TANKLOGIX LLC | 234.04 | 0.006363620 | 1.49 |
| AUTOMATION MAINTENANCE | TANKLOGIX LLC | 26.24 | 0.006363620 | 0.17 |
| CHEMICALS-CORROSION TREATING | IMPERATIVE CHEMICAL PART | 625.00 | 0.006363620 | 3.98 |
| CHEMICALS-WATER TREATING | TANKLOGIX LLC | 240.72 | 0.006363620 | 1.53 |
| CHEMICALS-WATER TREATING | EPDI | 2,035.26 | 0.006363620 | 12.95 |
| CHEMICALS-WATER TREATING | EPDI | 2,249.41 | 0.006363620 | 14.31 |
| COMPANY SUPERVISION | MEWBOURNE OIL COMPANY | 600.00 | 0.006363620 | 3.82 |
| COMPANY SUPERVISION | MEWBOURNE OIL COMPANY | 300.00 | 0.006363620 | 1.91 |
| CONTRACT SUPERVISION | TURNCO ENTERPRISES LLC | 1,029.38 | 0.006363620 | 6.55 |
| CONTRACT SUPERVISION | TURNCO ENTERPRISES LLC | 686.25 | 0.006363620 | 4.37 |
| CONTRACT SUPERVISION | TURNCO ENTERPRISES LLC | 571.87 | 0.006363620 | 3.64 |
| CONTRACT SUPERVISION | TURNCO ENTERPRISES LLC | 1,009.50 | 0.006363620 | 6.42 |
| CONTRACT SUPERVISION | TURNCO ENTERPRISES LLC | 1,601.25 | 0.006363620 | 10.19 |
| CONTRACT SUPERVISION | TURNCO ENTERPRISES LLC | 66.25 | 0.006363620 | 0.42 |
| CONTRACT SUPERVISION | TURNCO ENTERPRISES LLC | 66.25 | 0.006363620 | 0.42 |
| CONTRACT SUPERVISION | TURNCO ENTERPRISES LLC | 66.25 | 0.006363620 | 0.42 |
| CONTRACT SUPERVISION | TURNCO ENTERPRISES LLC | 66.25 | 0.006363620 | 0.42 |
| CONTRACT SUPERVISION | TURNCO ENTERPRISES LLC | 66.25 | 0.006363620 | 0.42 |
| CONTRACT SUPERVISION | TURNCO ENTERPRISES LLC | 1,601.25 | 0.006363620 | 10.19 |
| CONTRACT SUPERVISION | TURNCO ENTERPRISES LLC | 1,685.25 | 0.006363620 | 10.72 |
| CONTRACT SUPERVISION | TURNCO ENTERPRISES LLC | 1,601.25 | 0.006363620 | 10.19 |
| CONTRACT SUPERVISION | TURNCO ENTERPRISES LLC | 66.25 | 0.006363620 | 0.42 |
| CONTRACT SUPERVISION | TURNCO ENTERPRISES LLC | 571.87 | 0.006363620 | 3.64 |
| CONTRACT SUPERVISION | TURNCO ENTERPRISES LLC | 601.87 | 0.006363620 | 3.83 |
| CONTRACT SUPERVISION | TURNCO ENTERPRISES LLC | 66.25 | 0.006363620 | 0.42 |
| CONTRACT SUPERVISION | TURNCO ENTERPRISES LLC | 66.25 | 0.006363620 | 0.42 |
| CONTRACT SUPERVISION | TURNCO ENTERPRISES LLC | 114.37 | 0.006363620 | 0.73 |
| CONTRACT SUPERVISION | TURNCO ENTERPRISES LLC | 114.37 | 0.006363620 | 0.73 |
| CONTRACT SUPERVISION | TURNCO ENTERPRISES LLC | 1,601.25 | 0.006363620 | 10.19 |
| CONTRACT SUPERVISION | TURNCO ENTERPRISES LLC | 915.00 | 0.006363620 | 5.82 |
| CONTRACT SUPERVISION | TURNCO ENTERPRISES LLC | 228.75 | 0.006363620 | 1.46 |
| CONTRACT SUPERVISION | TURNCO ENTERPRISES LLC | 1,601.25 | 0.006363620 | 10.19 |
| CONTRACT SUPERVISION | TURNCO ENTERPRISES LLC | 1,601.25 | 0.006363620 | 10.19 |
| CONTRACT SUPERVISION | TURNCO ENTERPRISES LLC | 228.75 | 0.006363620 | 1.46 |
| CONTRACT SUPERVISION | TURNCO ENTERPRISES LLC | 228.75 | 0.006363620 | 1.46 |
| CONTRACT SUPERVISION | TURNCO ENTERPRISES LLC | 66.25 | 0.006363620 | 0.42 |
| CONTRACT SUPERVISION | TURNCO ENTERPRISES LLC | 66.25 | 0.006363620 | 0.42 |
| CONTRACT SUPERVISION | TURNCO ENTERPRISES LLC | 66.25 | 0.006363620 | 0.42 |
| CONTRACT SUPERVISION | TURNCO ENTERPRISES LLC | 66.25 | 0.006363620 | 0.42 |
| CONTRACT SUPERVISION | TURNCO ENTERPRISES LLC | 1,685.25 | 0.006363620 | 10.72 |

05-28-2021

148

MEWBOURNE OIL COMPANY

Page 19

SIANA OIL & GAS CO, LLC
TOM M RAGSDALE
P O BOX 2246
CONROE, TX 77305

INVOICE NO.: 202105-20567

INVOICE DATE: 5-31-2021

OWNER: 035904-1

BILLING FOR: May 2021

| REFERENCE/DESCRIPTION OF CHARGES | | GROSS CHARGES | WORKING INTEREST | NET CHARGE |
|---|---------------------------|---------------|------------------|------------|
| CONTRACT SUPERVISION | TURNCO ENTERPRISES LLC | 337.50 | 0.006363620 | 2.15 |
| CONTRACT SUPERVISION | TURNCO ENTERPRISES LLC | 1,601.25 | 0.006363620 | 10.19 |
| CONTRACT SUPERVISION | D&H TRUCKING | 377.56 | 0.006363620 | 2.40 |
| CONTRACT SUPERVISION | D&H TRUCKING | 377.56 | 0.006363620 | 2.40 |
| CONTRACT SUPERVISION | D&H TRUCKING | 418.01 | 0.006363620 | 2.66 |
| CONTRACT SUPERVISION | D&H TRUCKING | 418.01 | 0.006363620 | 2.66 |
| CONTRACT SUPERVISION | D&H TRUCKING | 404.53 | 0.006363620 | 2.57 |
| CONTRACT SUPERVISION | D&H TRUCKING | 404.53 | 0.006363620 | 2.57 |
| EMISSIONS CONTROL EQUIPMENT MAINTENANCE | JADE CONSTRUCTION LLC | 139.07 | 0.006363620 | 0.88 |
| EMISSIONS CONTROL EQUIPMENT MAINTENANCE | VAPROX LLC | 137.34 | 0.006363620 | 0.87 |
| GATHERING/TREATING/DEHYDRATION | GAS WELL SERVICES INC | 77.51 | 0.006363620 | 0.49 |
| GATHERING/TREATING/DEHYDRATION | GAS WELL SERVICES INC | 110.73 | 0.006363620 | 0.70 |
| GATHERING/TREATING/DEHYDRATION | GAS WELL SERVICES INC | 77.51 | 0.006363620 | 0.49 |
| GATHERING/TREATING/DEHYDRATION | GAS WELL SERVICES INC | 94.12 | 0.006363620 | 0.60 |
| LEASE & FACILITY | MEWBOURNE OIL COMPANY | 187.50 | 0.006363620 | 1.19 |
| LEASE & FACILITY | MEWBOURNE OIL COMPANY | 375.00 | 0.006363620 | 2.39 |
| LEASE & FACILITY MAINTENANCE | KEYSTONE PUMP & SUPPLY LI | 147.56 | 0.006363620 | 0.94 |
| LEASE & FACILITY MAINTENANCE | STANDARD OIL FIELD SUPPLY | 29.16 | 0.006363620 | 0.19 |
| LEASE & FACILITY MAINTENANCE | STANDARD OIL FIELD SUPPLY | 79.10 | 0.006363620 | 0.50 |
| LEASE & FACILITY MAINTENANCE | JADE CONSTRUCTION LLC | 27.81 | 0.006363620 | 0.18 |
| LEASE & FACILITY MAINTENANCE | JADE CONSTRUCTION LLC | 55.62 | 0.006363620 | 0.35 |
| LEASE & FACILITY MAINTENANCE | MPS ENTERPRISES INC | 246.15 | 0.006363620 | 1.57 |
| LEASE & FACILITY MAINTENANCE | MPS ENTERPRISES INC | 140.00 | 0.006363620 | 0.89 |
| LEASE & FACILITY MAINTENANCE | TURNCO ENTERPRISES LLC | 100.00 | 0.006363620 | 0.64 |
| LEASE & FACILITY MAINTENANCE | TURNCO ENTERPRISES LLC | 75.00 | 0.006363620 | 0.48 |
| OVERHEAD-FIXED RATE | MEWBOURNE OIL COMPANY | 807.20 | 0.006363620 | 5.14 |
| PUMPING | MEWBOURNE OIL COMPANY | 900.00 | 0.006363620 | 5.73 |
| PUMPING | MEWBOURNE OIL COMPANY | 900.00 | 0.006363620 | 5.73 |
| RENTAL SERVICES | KODIAK GAS SERVICES LLC | 3,715.82 | 0.006363620 | 23.65 |
| SALT WATER DISPOSAL | MEWBOURNE OIL COMPANY | 65,799.10 | 0.006363620 | 418.72 |
| Total Lease Operating Expense Cost | | 104,878.40 | | 667.39 |

72186000-30 SUBTOTAL

104,878.40

667.39

PROPERTY 72186000 TOTAL

92,231.24

586.91

72186000PREPAYMENTS

-586.91

PROPERTY: 72310000 72310000-20 IBEX 15/10 B1PA FED COM 2H

Intangible Well Cost

| | | | | |
|---------------------------------|--------------------------|----------|-------------|------|
| COMPANY SUPERVISION | MEWBOURNE OIL COMPANY | 1,200.00 | 0.000539020 | 0.65 |
| EQUIPMENT RENTAL | L & R WELL SERVICE INC | 794.69 | 0.000539020 | 0.43 |
| EQUIPMENT RENTAL | WEATHERFORD US LP | 571.99 | 0.000539020 | 0.31 |
| TRANSPORTATION | TOTAL OPERATIONS & PRODU | 1,513.82 | 0.000539020 | 0.82 |
| Total Intangible Well Cost Cost | | 4,080.50 | | 2.21 |

05-28-2021

149

MEWBOURNE OIL COMPANY

Page 20

SIANA OIL & GAS CO, LLC
TOM M RAGSDALE
P O BOX 2246
CONROE, TX 77305

INVOICE NO.: 202105-20567

INVOICE DATE: 5-31-2021

OWNER: 035904-1

BILLING FOR: May 2021

| REFERENCE/DESCRIPTION OF CHARGES | | GROSS CHARGES | WORKING INTEREST | NET CHARGE |
|--|-----------------------------|-------------------|------------------|------------|
| <u>Tangible Well Cost</u> | | | | |
| SUBSURFACE EQUIP. & ARTIFICIAL LIFT SYSTEMS | HUDSON PACKER COMPANY I | 7,028.69 | 0.000539020 | 3.79 |
| SUBSURFACE EQUIP. & ARTIFICIAL LIFT SYSTEMS | FLOWCO PRODUCTION SOLUT | 7,822.37 | 0.000539020 | 4.22 |
| TUBING | MEWBOURNE OIL COMPANY | -1,279.10 | 0.000539020 | -0.69 |
| TUBING | ENERGY TUBULARS INC | 57,423.51 | 0.000539020 | 30.95 |
| Total Tangible Well Cost Cost | | 70,995.47 | | 38.27 |
| <u>Equipment Beyond Wellhead</u> | | | | |
| AUTOMATION METERING EQUIPMENT | MEWBOURNE OIL COMPANY | 2,364.12 | 0.000539020 | 1.27 |
| ELECTRICAL INSTALLATIONS | INGRAM PROFESSIONAL SERV | 12,766.49 | 0.000539020 | 6.88 |
| ELECTRICAL INSTALLATIONS | INGRAM PROFESSIONAL SERV | 24,301.37 | 0.000539020 | 13.10 |
| FITTINGS / VALVES & ACCESSORIES | GARNER PUMP & SUPPLY INC | 889.53 | 0.000539020 | 0.48 |
| FITTINGS / VALVES & ACCESSORIES | KEYSTONE PUMP & SUPPLY LI | 5,569.24 | 0.000539020 | 3.00 |
| LINE PIPE & VALVES - GATHERING | MEWBOURNE OIL COMPANY | 4,674.32 | 0.000539020 | 2.52 |
| LINE PIPE & VALVES - GATHERING | MEWBOURNE OIL COMPANY | 687.38 | 0.000539020 | 0.37 |
| PRODUCTION EQUIP INSTALLATION | TRINITY OILFIELD SERVICES & | 211.00 | 0.000539020 | 0.11 |
| PRODUCTION EQUIP INSTALLATION | TRINITY OILFIELD SERVICES & | 685.75 | 0.000539020 | 0.37 |
| PRODUCTION EQUIP INSTALLATION | TRINITY OILFIELD SERVICES & | 886.20 | 0.000539020 | 0.48 |
| PRODUCTION EQUIP INSTALLATION | TRINITY OILFIELD SERVICES & | 379.80 | 0.000539020 | 0.20 |
| PRODUCTION EQUIP INSTALLATION | TRINITY OILFIELD SERVICES & | 158.25 | 0.000539020 | 0.09 |
| PRODUCTION EQUIP INSTALLATION | TRINITY OILFIELD SERVICES & | 253.20 | 0.000539020 | 0.14 |
| Total Equipment Beyond Wellhead Cost | | 53,826.65 | | 29.01 |
| 72310000-20 SUBTOTAL | | 128,902.62 | 69.49 | |
| PROPERTY: 72310000 72310000-30 IBEX 15/10 B1PA FED COM 2H | | | | |
| <u>Lease Operating Expense</u> | | | | |
| AUTOMATION MAINTENANCE | TANKLOGIX LLC | 875.32 | 0.000539020 | 0.47 |
| AUTOMATION MAINTENANCE | TANKLOGIX LLC | 243.25 | 0.000539020 | 0.13 |
| AUTOMATION MAINTENANCE | THE REYNOLDS COMPANY | 173.65 | 0.000539020 | 0.09 |
| CHEMICALS-WATER TREATING | EPDI | 3,071.54 | 0.000539020 | 1.66 |
| CHEMICALS-WATER TREATING | EPDI | 990.09 | 0.000539020 | 0.53 |
| CHEMICALS-WATER TREATING | EPDI | 1,237.62 | 0.000539020 | 0.67 |
| COMPANY SUPERVISION | MEWBOURNE OIL COMPANY | 1,200.00 | 0.000539020 | 0.65 |
| COMPANY SUPERVISION | MEWBOURNE OIL COMPANY | 1,200.00 | 0.000539020 | 0.65 |
| COMPANY SUPERVISION | MEWBOURNE OIL COMPANY | 1,200.00 | 0.000539020 | 0.65 |
| COMPANY SUPERVISION | MEWBOURNE OIL COMPANY | 1,500.00 | 0.000539020 | 0.81 |
| COMPANY SUPERVISION | MEWBOURNE OIL COMPANY | 1,800.00 | 0.000539020 | 0.97 |
| CONTRACT SUPERVISION | SUNDOWN ENVIRO LLC | 14,490.00 | 0.000539020 | 7.81 |
| CONTRACT SUPERVISION | GSM OILFIELD SERVICES INC | 1,702.75 | 0.000539020 | 0.92 |
| EMISSIONS CONTROL EQUIPMENT MAINTENANCE | AUTOMATED WELLHEAD COM | 674.12 | 0.000539020 | 0.36 |
| EMISSIONS CONTROL EQUIPMENT MAINTENANCE | AUTOMATED WELLHEAD COM | 116.05 | 0.000539020 | 0.06 |
| FUEL/ POWER / ELECTRICAL | XCEL ENERGY | 3,084.05 | 0.000539020 | 1.66 |
| FUEL/ POWER / ELECTRICAL | PILOT THOMAS LOGISTICS LL | 350.78 | 0.000539020 | 0.19 |

05-28-2021

150

MEWBOURNE OIL COMPANY

Page 21

SIANA OIL & GAS CO, LLC
TOM M RAGSDALE
P O BOX 2246
CONROE, TX 77305

INVOICE NO.: 202105-20567

INVOICE DATE: 5-31-2021

OWNER: 035904-1

BILLING FOR: May 2021

| REFERENCE/DESCRIPTION OF CHARGES | | GROSS CHARGES | WORKING INTEREST | NET CHARGE |
|--|-----------------------------|------------------|---------------------|---------------|
| FUEL/ POWER / ELECTRICAL | PILOT THOMAS LOGISTICS LL | 310.40 | 0.000539020 | 0.17 |
| FUEL/ POWER / ELECTRICAL | PILOT THOMAS LOGISTICS LL | 470.98 | 0.000539020 | 0.25 |
| GATHERING/TREATING/DEHYDRATION | LEGACY SAFETY AND CONSU | 125.29 | 0.000539020 | 0.07 |
| LEASE & FACILITY | MEWBOURNE OIL COMPANY | 750.00 | 0.000539020 | 0.40 |
| LEASE & FACILITY | MEWBOURNE OIL COMPANY | 750.00 | 0.000539020 | 0.40 |
| LEASE & FACILITY | MEWBOURNE OIL COMPANY | 562.50 | 0.000539020 | 0.30 |
| LEASE & FACILITY MAINTENANCE | GARNER PUMP & SUPPLY INC | 212.07 | 0.000539020 | 0.12 |
| LEASE & FACILITY MAINTENANCE | GARNER PUMP & SUPPLY INC | 212.07 | 0.000539020 | 0.12 |
| LEASE & FACILITY MAINTENANCE | HR COMPRESSION & SERVICE | 989.05 | 0.000539020 | 0.53 |
| LEASE & FACILITY MAINTENANCE | PRESSURE SERVICES | 157.36 | 0.000539020 | 0.08 |
| LEASE & FACILITY MAINTENANCE | TURNCO ENTERPRISES LLC | 150.00 | 0.000539020 | 0.08 |
| LEASE & FACILITY MAINTENANCE | INGRAM PROFESSIONAL SERV | 541.68 | 0.000539020 | 0.29 |
| LEASE & FACILITY MAINTENANCE | TRINITY OILFIELD SERVICES & | 295.40 | 0.000539020 | 0.16 |
| LEASE & FACILITY MAINTENANCE | TRINITY OILFIELD SERVICES & | 443.10 | 0.000539020 | 0.24 |
| MISCELLANEOUS EQUIPMENT RENTAL | MEWBOURNE OIL COMPANY | 235.20 | 0.000539020 | 0.13 |
| MISCELLANEOUS EQUIPMENT RENTAL | SUNDOWN ENVIRO LLC | 2,487.75 | 0.000539020 | 1.34 |
| OVERHEAD-FIXED RATE | MEWBOURNE OIL COMPANY | 889.09 | 0.000539020 | 0.48 |
| PRIME MOVER / PUMP MAINTENANCE | HR COMPRESSION & SERVICE | 92.44 | 0.000539020 | 0.05 |
| PUMPING | MEWBOURNE OIL COMPANY | 900.00 | 0.000539020 | 0.49 |
| PUMPING | MEWBOURNE OIL COMPANY | 900.00 | 0.000539020 | 0.49 |
| RENTAL SERVICES | PRESTIGE EQUIPMENT RENTA | 316.81 | 0.000539020 | 0.17 |
| RENTAL SERVICES | TOTAL OPERATIONS & PRODU | 4,874.08 | 0.000539020 | 2.63 |
| SALT WATER DISPOSAL | NGL WATER SOLUTIONS PERM | 42,213.86 | 0.000539020 | 22.75 |
| SALT WATER DISPOSAL | LIMESTONE BASIN PROPERTIE | 1,461.40 | 0.000539020 | 0.79 |
| SALT WATER DISPOSAL | NORTHERN DELAWARE BASIN | 1,213.25 | 0.000539020 | 0.65 |
| SITE RESTORATION & EXCAVATION | BLADE SERVICES LLC | 1,502.90 | 0.000539020 | 0.81 |
| WELL SERVICE & REPAIR | STONE OILFIELD SERVICE INC | 1,486.49 | 0.000539020 | 0.80 |
| Total Lease Operating Expense Cost | | 98,452.39 | | 53.07 |
| 72310000-30 SUBTOTAL | | 98,452.39 | 53.07 | |
| PROPERTY 72310000 TOTAL | | 227,355.01 | 122.56 | |
| PROPERTY: 72580000 72580000-30 OXY BYPASS 16 STATE 1 | | | | |
| <u>Lease Operating Expense</u> | | | | |
| COMPANY SUPERVISION | MEWBOURNE OIL COMPANY | 60.96 | 0.126000000 | 7.68 |
| Total Lease Operating Expense Cost | | 60.96 | | 7.68 |
| 72580000-30 SUBTOTAL | | 60.96 | 7.68 | |
| PROPERTY 72580000 TOTAL | | 60.96 | 7.68 | |

05-28-2021

151

MEWBOURNE OIL COMPANY

MEWBOURNE OIL COMPANY
P O BOX 7698
TYLER, TX 75711-7698

SIANA OIL & GAS CO, LLC
TOM M RAGSDALE
P O BOX 2246
CONROE, TX 77305

INVOICE NO.: 202106-22975

INVOICE DATE: 6-30-2021

OWNER: 035904-1

BILLING FOR: June 2021

BALANCE FORWARD

50,785.72

| CURRENT PERIOD ADJUSTMENT | | | | | AMOUNT |
|--|----------|-------------|--------------|------------|------------|
| NETTING FROM REVENUE | | | | | |
| INVOICE #: 202105-20567 INVOICE DATE: 06/11/2021 | | | | | -50,785.72 |
| TOTAL CURRENT PERIOD ADJUSTMENT | | | | | -50,785.72 |
| CURRENT CHARGES | | GROSS | INTEREST | NET | |
| 62390000 - PRONGHORN 15 B3BO FED COM 1H | TIER: 20 | 4,263.66 | 0.0683747500 | 291.53 | |
| 62390000 - PRONGHORN 15 B3BO FED COM 1H | TIER: 30 | 27,254.91 | 0.0683747500 | 1,863.55 | |
| 62391000 - PRONGHORN 15 B3CN FED COM 1H | TIER: 20 | 667.99 | 0.0683747500 | 45.67 | |
| 62391000 - PRONGHORN 15 B3CN FED COM 1H | TIER: 30 | 21,476.76 | 0.0683747500 | 1,468.46 | |
| 62392000 - PRONGHORN 15 B3DM FED COM 1H | TIER: 20 | 667.99 | 0.0683747500 | 45.67 | |
| 62392000 - PRONGHORN 15 B3DM FED COM 1H | TIER: 30 | 23,063.40 | 0.0683747500 | 1,576.95 | |
| 62774000 - IBEX 10 B3MD FED COM 1H | TIER: 20 | 17,805.28 | 0.0527536400 | 939.29 | |
| 62774000 - IBEX 10 B3MD FED COM 1H | TIER: 30 | 12,281.20 | 0.0527536400 | 647.90 | |
| 62775000 - IBEX 10 B3NC FED COM 1H | TIER: 20 | 1,124.93 | 0.0527536400 | 59.35 | |
| 62775000 - IBEX 10 B3NC FED COM 1H | TIER: 30 | 13,939.58 | 0.0527536400 | 735.36 | |
| 62776000 - IBEX 10 B3OB FED COM 1H | TIER: 20 | 2,566.26 | 0.0322507100 | 82.76 | |
| 62776000 - IBEX 10 B3OB FED COM 1H | TIER: 30 | 18,069.60 | 0.0322507100 | 582.75 | |
| 62906000 - GAZELLE 22 B2MD FED COM 2H | TIER: 20 | 1,511.41 | 0.1969919400 | 297.73 | |
| 62906000 - GAZELLE 22 B2MD FED COM 2H | TIER: 30 | 13,482.06 | 0.1969919400 | 2,655.84 | |
| 62915000 - CREEDENCE 21/16 W0ED ST COM 2H | TIER: 20 | 12,301.32 | 0.0063636200 | 78.28 | |
| 62915000 - CREEDENCE 21/16 W0ED ST COM 2H | TIER: 30 | 9,809.22 | 0.0063636200 | 62.42 | |
| 62916000 - CREEDENCE 21/16 W1ED ST COM 1H | TIER: 20 | 31,353.43 | 0.0063636200 | 199.52 | |
| 62916000 - CREEDENCE 21/16 W1ED ST COM 1H | TIER: 30 | 21,439.88 | 0.0063636200 | 136.44 | |
| 62948000 - INLAND 26/23 B2PI STATE COM 1H | TIER: 10 | 30,752.25 | 0.1000000000 | 3,075.23 | |
| 62948000 - INLAND 26/23 B2PI STATE COM 1H | TIER: 20 | -268,268.67 | 0.1000000000 | -26,826.87 | |
| 62948000 - INLAND 26/23 B2PI STATE COM 1H | TIER: 30 | -33,640.93 | 0.1000000000 | -3,364.07 | |
| 62958000 - GAZELLE 22 B3MD FED COM 1H | TIER: 20 | 1,335.59 | 0.1969919400 | 263.09 | |
| 62958000 - GAZELLE 22 B3MD FED COM 1H | TIER: 30 | 27,910.30 | 0.1969919400 | 5,498.10 | |
| 72076000 - INLAND 26/23 B2OJ STATE COM 1H | TIER: 20 | 125,688.05 | 0.1000000000 | 12,568.81 | |
| 72076000 - INLAND 26/23 B2OJ STATE COM 1H | TIER: 30 | 70,597.97 | 0.1000000000 | 7,059.82 | |
| 72185000 - CREEDENCE 21/16 W0FC ST COM 4H | TIER: 10 | 1,775.00 | 0.0063636200 | 11.30 | |
| 72185000 - CREEDENCE 21/16 W0FC ST COM 4H | TIER: 30 | 112,037.04 | 0.0063636200 | 712.97 | |
| 72186000 - CREEDENCE 21/16 W1FC ST COM 3H | TIER: 10 | 1,775.00 | 0.0063636200 | 11.30 | |
| 72186000 - CREEDENCE 21/16 W1FC ST COM 3H | TIER: 30 | 100,199.89 | 0.0063636200 | 637.63 | |
| 72310000 - IBEX 15/10 B1PA FED COM 2H | TIER: 20 | -3,800.96 | 0.0005390200 | -2.05 | |
| 72310000 - IBEX 15/10 B1PA FED COM 2H | TIER: 30 | 126,365.98 | 0.0005390200 | 68.12 | |
| 72580000 - OXY BYPASS 16 STATE 1 | TIER: 30 | 59.36 | 0.1260000000 | 7.48 | |
| TOTAL CURRENT CHARGES | | 525,864.75 | | 11,490.33 | |
| APPLIED ADVANCES | | | | | |
| 62948000 - INLAND 26/23 B2PI STATE COM 1H | | | | -8,111.71 | |
| 72076000 - INLAND 26/23 B2OJ STATE COM 1H | | | | -19,628.63 | |
| 72185000 - CREEDENCE 21/16 W0FC ST COM 4H | | | | -724.27 | |
| 72186000 - CREEDENCE 21/16 W1FC ST COM 3H | | | | -648.93 | |
| APPLIED ADVANCES TOTAL | | | | -29,113.54 | |

MEWBOURNE OIL COMPANY

Page 2

SIANA OIL & GAS CO, LLC
TOM M RAGSDALE
P O BOX 2246
CONROE, TX 77305

INVOICE NO.: 202106-22975
INVOICE DATE: 6-30-2021
OWNER: 035904-1
BILLING FOR: June 2021

INVOICE TOTAL

-17,623.21

OUTSTANDING BALANCE

(17,623.21)

PLEASE INDICATE INVOICE# 202106-22975
AND ACCOUNT# 035904-1
ON REMITTANCE
PAYMENT DUE 15 DAYS AFTER RECEIPT OF INVOICE PAYABLE IN US DOLLARS

FOR INQUIRIES, PLEASE CONTACT (903) 561-2900

Netted Owner

MEWBOURNE OIL COMPANY

Page 3

SIANA OIL & GAS CO, LLC
TOM M RAGSDALE
P O BOX 2246
CONROE, TX 77305

INVOICE NO.: 202106-22975

INVOICE DATE: 6-30-2021

OWNER: 035904-1

BILLING FOR: June 2021

| REFERENCE/DESCRIPTION OF CHARGES | | GROSS CHARGES | WORKING INTEREST | NET CHARGE |
|--|----------------------------|------------------|---------------------|---------------|
| PROPERTY: 62390000 62390000-20 PRONGHORN 15 B3BO FED COM 1H | | | | |
| <u>Tangible Well Cost</u> | | | | |
| TUBING HEAD & UPPER SECTION | MEWBOURNE OIL COMPANY | 16,575.00 | 0.068374750 | 1,133.31 |
| TUBING HEAD & UPPER SECTION | MEWBOURNE OIL COMPANY | -14,420.25 | 0.068374750 | -985.98 |
| Total Tangible Well Cost Cost | | 2,154.75 | | 147.33 |
| <u>Equipment Beyond Wellhead</u> | | | | |
| ELECTRICAL INSTALLATIONS | INGRAM PROFESSIONAL SERV | 2,108.91 | 0.068374750 | 144.20 |
| Total Equipment Beyond Wellhead Cost | | 2,108.91 | | 144.20 |
| 62390000-20 SUBTOTAL | | 4,263.66 | 291.53 | |
| PROPERTY: 62390000 62390000-30 PRONGHORN 15 B3BO FED COM 1H | | | | |
| <u>Lease Operating Expense</u> | | | | |
| AUTOMATION MAINTENANCE | AMERICAN MILLENNIUM COR | 25.70 | 0.068374750 | 1.76 |
| AUTOMATION MAINTENANCE | INGRAM PROFESSIONAL SERV | 340.08 | 0.068374750 | 23.25 |
| AUTOMATION MAINTENANCE | TANKLOGIX LLC | 4.66 | 0.068374750 | 0.32 |
| CHEMICALS-WATER TREATING | CRAIN HOT OIL SERVICE LLC | 142.31 | 0.068374750 | 9.73 |
| CHEMICALS-WATER TREATING | EPDI | 90.51 | 0.068374750 | 6.19 |
| CHEMICALS-WATER TREATING | EPDI | 366.90 | 0.068374750 | 25.09 |
| EMISSIONS CONTROL EQUIPMENT MAINTENANCE | G&A FABRICATION LLC | 304.72 | 0.068374750 | 20.83 |
| FUEL/ POWER / ELECTRICAL | XCEL ENERGY | 2,647.08 | 0.068374750 | 180.99 |
| FUEL/ POWER / ELECTRICAL | PILOT THOMAS LOGISTICS LL | 60.53 | 0.068374750 | 4.14 |
| FUEL/ POWER / ELECTRICAL | PILOT THOMAS LOGISTICS LL | 82.79 | 0.068374750 | 5.66 |
| FUEL/ POWER / ELECTRICAL | PILOT THOMAS LOGISTICS LL | 103.69 | 0.068374750 | 7.09 |
| FUEL/ POWER / ELECTRICAL | PILOT THOMAS LOGISTICS LL | 101.78 | 0.068374750 | 6.96 |
| FUEL/ POWER / ELECTRICAL | PILOT THOMAS LOGISTICS LL | 112.76 | 0.068374750 | 7.71 |
| FUEL/ POWER / ELECTRICAL | PILOT THOMAS LOGISTICS LL | 161.62 | 0.068374750 | 11.05 |
| LEASE & FACILITY | MEWBOURNE OIL COMPANY | 362.50 | 0.068374750 | 24.79 |
| LEASE & FACILITY MAINTENANCE | MEWBOURNE OIL COMPANY | 118.95 | 0.068374750 | 8.13 |
| LEASE & FACILITY MAINTENANCE | MPS ENTERPRISES INC | 177.95 | 0.068374750 | 12.17 |
| LEASE & FACILITY MAINTENANCE | MPS ENTERPRISES INC | 52.32 | 0.068374750 | 3.58 |
| LEASE & FACILITY MAINTENANCE | TURNCO ENTERPRISES LLC | 11.25 | 0.068374750 | 0.77 |
| LEASE & FACILITY MAINTENANCE | EP&S LLC | 52.16 | 0.068374750 | 3.57 |
| LEASE & FACILITY MAINTENANCE | TNT SPECIALTIES DBA TNT OI | 6.25 | 0.068374750 | 0.43 |
| MISCELLANEOUS EQUIPMENT RENTAL | MEWBOURNE OIL COMPANY | 243.04 | 0.068374750 | 16.62 |
| OVERHEAD-FIXED RATE | MEWBOURNE OIL COMPANY | 864.00 | 0.068374750 | 59.08 |
| PRIME MOVER / PUMP MAINTENANCE | HR COMPRESSION & SERVICE | 94.22 | 0.068374750 | 6.44 |
| PUMPING | MEWBOURNE OIL COMPANY | 900.00 | 0.068374750 | 61.54 |
| PUMPING | MEWBOURNE OIL COMPANY | 450.00 | 0.068374750 | 30.77 |
| RENTAL SERVICES | PRESTIGE EQUIPMENT RENTA | 306.66 | 0.068374750 | 20.97 |
| RENTAL SERVICES | PRESTIGE EQUIPMENT RENTA | 316.85 | 0.068374750 | 21.66 |
| RENTAL SERVICES | TOTAL OPERATIONS & PRODU | 4,768.12 | 0.068374750 | 326.02 |
| SALT WATER DISPOSAL | OWL SWD OPERATING LLC | 4,301.61 | 0.068374750 | 294.12 |

07-01-2021

154

MEWBOURNE OIL COMPANY

Page 4

SIANA OIL & GAS CO, LLC
TOM M RAGSDALE
P O BOX 2246
CONROE, TX 77305

INVOICE NO.: 202106-22975

INVOICE DATE: 6-30-2021

OWNER: 035904-1

BILLING FOR: June 2021

| REFERENCE/DESCRIPTION OF CHARGES | | GROSS CHARGES | WORKING INTEREST | NET CHARGE |
|--|----------------------------|------------------|------------------|------------|
| SALT WATER DISPOSAL | OWL SWD OPERATING LLC | 4,082.28 | 0.068374750 | 279.12 |
| SALT WATER DISPOSAL | OWL SWD OPERATING LLC | 2,260.23 | 0.068374750 | 154.54 |
| SALT WATER DISPOSAL | NGL WATER SOLUTIONS PERM | 3,200.31 | 0.068374750 | 218.82 |
| SALT WATER DISPOSAL | LIMESTONE BASIN PROPERTIE | 141.08 | 0.068374750 | 9.64 |
| Total Lease Operating Expense Cost | | 27,254.91 | | 1,863.55 |
| 62390000-30 SUBTOTAL | | 27,254.91 | 1,863.55 | |
| PROPERTY 62390000 TOTAL | | 31,518.57 | 2,155.08 | |
| PROPERTY: 62391000 62391000-20 PRONGHORN 15 B3CN FED COM 1H | | | | |
| <u>Equipment Beyond Wellhead</u> | | | | |
| ELECTRICAL INSTALLATIONS | INGRAM PROFESSIONAL SERV | 667.99 | 0.068374750 | 45.67 |
| Total Equipment Beyond Wellhead Cost | | 667.99 | | 45.67 |
| 62391000-20 SUBTOTAL | | 667.99 | 45.67 | |
| PROPERTY: 62391000 62391000-30 PRONGHORN 15 B3CN FED COM 1H | | | | |
| <u>Lease Operating Expense</u> | | | | |
| AUTOMATION MAINTENANCE | INGRAM PROFESSIONAL SERV | 339.96 | 0.068374750 | 23.25 |
| AUTOMATION MAINTENANCE | TANKLOGIX LLC | 4.66 | 0.068374750 | 0.32 |
| CHEMICALS-WATER TREATING | CRAIN HOT OIL SERVICE LLC | 142.33 | 0.068374750 | 9.73 |
| CHEMICALS-WATER TREATING | CATALYST OILFIELD SERVICE | 448.38 | 0.068374750 | 30.66 |
| CHEMICALS-WATER TREATING | EPDI | 21.38 | 0.068374750 | 1.46 |
| CHEMICALS-WATER TREATING | EPDI | 86.67 | 0.068374750 | 5.93 |
| EMISSIONS CONTROL EQUIPMENT MAINTENANCE | G&A FABRICATION LLC | 152.36 | 0.068374750 | 10.42 |
| FUEL/ POWER / ELECTRICAL | XCEL ENERGY | 179.76 | 0.068374750 | 12.29 |
| FUEL/ POWER / ELECTRICAL | PILOT THOMAS LOGISTICS LL | 19.17 | 0.068374750 | 1.31 |
| FUEL/ POWER / ELECTRICAL | PILOT THOMAS LOGISTICS LL | 82.77 | 0.068374750 | 5.66 |
| FUEL/ POWER / ELECTRICAL | PILOT THOMAS LOGISTICS LL | 103.69 | 0.068374750 | 7.09 |
| FUEL/ POWER / ELECTRICAL | PILOT THOMAS LOGISTICS LL | 32.23 | 0.068374750 | 2.20 |
| FUEL/ POWER / ELECTRICAL | PILOT THOMAS LOGISTICS LL | 35.70 | 0.068374750 | 2.44 |
| FUEL/ POWER / ELECTRICAL | PILOT THOMAS LOGISTICS LL | 161.62 | 0.068374750 | 11.05 |
| LEASE & FACILITY MAINTENANCE | MEWBOURNE OIL COMPANY | 118.95 | 0.068374750 | 8.13 |
| LEASE & FACILITY MAINTENANCE | MPS ENTERPRISES INC | 58.11 | 0.068374750 | 3.97 |
| LEASE & FACILITY MAINTENANCE | MPS ENTERPRISES INC | 17.08 | 0.068374750 | 1.17 |
| LEASE & FACILITY MAINTENANCE | BLADE SERVICES LLC | 1,988.67 | 0.068374750 | 135.98 |
| LEASE & FACILITY MAINTENANCE | TURNCO ENTERPRISES LLC | 190.00 | 0.068374750 | 12.99 |
| LEASE & FACILITY MAINTENANCE | TURNCO ENTERPRISES LLC | 11.25 | 0.068374750 | 0.77 |
| LEASE & FACILITY MAINTENANCE | TURNCO ENTERPRISES LLC | 210.00 | 0.068374750 | 14.36 |
| LEASE & FACILITY MAINTENANCE | LIMESTONE BASIN PROPERTIE | 411.45 | 0.068374750 | 28.13 |
| LEASE & FACILITY MAINTENANCE | TNT SPECIALTIES DBA TNT OI | 6.25 | 0.068374750 | 0.43 |
| MISCELLANEOUS EQUIPMENT RENTAL | MEWBOURNE OIL COMPANY | 243.04 | 0.068374750 | 16.62 |
| OVERHEAD-FIXED RATE | MEWBOURNE OIL COMPANY | 864.00 | 0.068374750 | 59.08 |
| PRIME MOVER / PUMP MAINTENANCE | HR COMPRESSION & SERVICE | 1,270.79 | 0.068374750 | 86.89 |

07-01-2021

155

MEWBOURNE OIL COMPANY

Page 5

SIANA OIL & GAS CO, LLC
TOM M RAGSDALE
P O BOX 2246
CONROE, TX 77305

INVOICE NO.: 202106-22975

INVOICE DATE: 6-30-2021

OWNER: 035904-1

BILLING FOR: June 2021

| REFERENCE/DESCRIPTION OF CHARGES | | GROSS CHARGES | WORKING INTEREST | NET CHARGE |
|---|---------------------------|---------------|------------------|------------|
| PRIME MOVER / PUMP MAINTENANCE | HR COMPRESSION & SERVICE: | 29.83 | 0.068374750 | 2.04 |
| PUMPING | MEWBOURNE OIL COMPANY | 900.00 | 0.068374750 | 61.54 |
| PUMPING | MEWBOURNE OIL COMPANY | 225.00 | 0.068374750 | 15.38 |
| RENTAL SERVICES | PRESTIGE EQUIPMENT RENTA | 306.64 | 0.068374750 | 20.96 |
| RENTAL SERVICES | PRESTIGE EQUIPMENT RENTA | 316.84 | 0.068374750 | 21.66 |
| RENTAL SERVICES | KODIAK GAS SERVICES LLC | 6,012.51 | 0.068374750 | 411.10 |
| SALT WATER DISPOSAL | OWL SWD OPERATING LLC | 1,797.21 | 0.068374750 | 122.88 |
| SALT WATER DISPOSAL | OWL SWD OPERATING LLC | 1,570.65 | 0.068374750 | 107.39 |
| SALT WATER DISPOSAL | OWL SWD OPERATING LLC | 1,747.98 | 0.068374750 | 119.52 |
| SALT WATER DISPOSAL | NGL WATER SOLUTIONS PERM | 1,260.73 | 0.068374750 | 86.20 |
| SALT WATER DISPOSAL | LIMESTONE BASIN PROPERTIE | 109.10 | 0.068374750 | 7.46 |
| Total Lease Operating Expense Cost | | 21,476.76 | | 1,468.46 |
| 62391000-30 SUBTOTAL | | 21,476.76 | | 1,468.46 |
| PROPERTY 62391000 TOTAL | | 22,144.75 | | 1,514.13 |
| PROPERTY: 62392000 62392000-20 PRONGHORN 15 B3DM FED COM 1H | | | | |
| Equipment Beyond Wellhead | | | | |
| ELECTRICAL INSTALLATIONS | INGRAM PROFESSIONAL SERV | 667.99 | 0.068374750 | 45.67 |
| Total Equipment Beyond Wellhead Cost | | 667.99 | | 45.67 |
| 62392000-20 SUBTOTAL | | 667.99 | | 45.67 |
| PROPERTY: 62392000 62392000-30 PRONGHORN 15 B3DM FED COM 1H | | | | |
| Lease Operating Expense | | | | |
| AUTOMATION MAINTENANCE | INGRAM PROFESSIONAL SERV | 340.07 | 0.068374750 | 23.25 |
| AUTOMATION MAINTENANCE | TANKLOGIX LLC | 4.66 | 0.068374750 | 0.32 |
| CHEMICALS-WATER TREATING | CRAIN HOT OIL SERVICE LLC | 142.31 | 0.068374750 | 9.73 |
| CHEMICALS-WATER TREATING | EPDI | 22.09 | 0.068374750 | 1.51 |
| CHEMICALS-WATER TREATING | EPDI | 89.56 | 0.068374750 | 6.12 |
| EMISSIONS CONTROL EQUIPMENT MAINTENANCE | G&A FABRICATION LLC | 152.36 | 0.068374750 | 10.42 |
| FUEL/ POWER / ELECTRICAL | XCEL ENERGY | 2,545.02 | 0.068374750 | 174.02 |
| FUEL/ POWER / ELECTRICAL | PILOT THOMAS LOGISTICS LL | 19.17 | 0.068374750 | 1.31 |
| FUEL/ POWER / ELECTRICAL | PILOT THOMAS LOGISTICS LL | 82.79 | 0.068374750 | 5.66 |
| FUEL/ POWER / ELECTRICAL | PILOT THOMAS LOGISTICS LL | 103.69 | 0.068374750 | 7.09 |
| FUEL/ POWER / ELECTRICAL | PILOT THOMAS LOGISTICS LL | 32.23 | 0.068374750 | 2.20 |
| FUEL/ POWER / ELECTRICAL | PILOT THOMAS LOGISTICS LL | 35.70 | 0.068374750 | 2.44 |
| FUEL/ POWER / ELECTRICAL | PILOT THOMAS LOGISTICS LL | 161.62 | 0.068374750 | 11.05 |
| LEASE & FACILITY | MEWBOURNE OIL COMPANY | 362.50 | 0.068374750 | 24.79 |
| LEASE & FACILITY MAINTENANCE | MEWBOURNE OIL COMPANY | 118.95 | 0.068374750 | 8.13 |
| LEASE & FACILITY MAINTENANCE | MPS ENTERPRISES INC | 54.47 | 0.068374750 | 3.72 |
| LEASE & FACILITY MAINTENANCE | MPS ENTERPRISES INC | 16.01 | 0.068374750 | 1.09 |
| LEASE & FACILITY MAINTENANCE | BLADE SERVICES LLC | 1,988.69 | 0.068374750 | 135.98 |
| LEASE & FACILITY MAINTENANCE | TURNCO ENTERPRISES LLC | 190.00 | 0.068374750 | 12.99 |

07-01-2021

156

MEWBOURNE OIL COMPANY

Page 6

SIANA OIL & GAS CO, LLC
TOM M RAGSDALE
P O BOX 2246
CONROE, TX 77305

INVOICE NO.: 202106-22975

INVOICE DATE: 6-30-2021

OWNER: 035904-1

BILLING FOR: June 2021

| REFERENCE/DESCRIPTION OF CHARGES | | GROSS CHARGES | WORKING INTEREST | NET CHARGE |
|---|----------------------------|------------------|------------------|-----------------|
| LEASE & FACILITY MAINTENANCE | TURNCO ENTERPRISES LLC | 11.25 | 0.068374750 | 0.77 |
| LEASE & FACILITY MAINTENANCE | TURNCO ENTERPRISES LLC | 210.00 | 0.068374750 | 14.36 |
| LEASE & FACILITY MAINTENANCE | LIMESTONE BASIN PROPERTIE | 411.45 | 0.068374750 | 28.13 |
| LEASE & FACILITY MAINTENANCE | TNT SPECIALTIES DBA TNT OI | 6.25 | 0.068374750 | 0.43 |
| MISCELLANEOUS EQUIPMENT RENTAL | MEWBOURNE OIL COMPANY | 243.04 | 0.068374750 | 16.62 |
| OVERHEAD-FIXED RATE | MEWBOURNE OIL COMPANY | 864.03 | 0.068374750 | 59.08 |
| PRIME MOVER / PUMP MAINTENANCE | HR COMPRESSION & SERVICE | 1,270.80 | 0.068374750 | 86.89 |
| PRIME MOVER / PUMP MAINTENANCE | HR COMPRESSION & SERVICE | 29.83 | 0.068374750 | 2.04 |
| PUMPING | MEWBOURNE OIL COMPANY | 900.00 | 0.068374750 | 61.54 |
| PUMPING | MEWBOURNE OIL COMPANY | 225.00 | 0.068374750 | 15.38 |
| RENTAL SERVICES | PRESTIGE EQUIPMENT RENTA | 306.65 | 0.068374750 | 20.97 |
| RENTAL SERVICES | PRESTIGE EQUIPMENT RENTA | 316.85 | 0.068374750 | 21.66 |
| RENTAL SERVICES | TOTAL OPERATIONS & PRODU | 4,768.12 | 0.068374750 | 326.02 |
| SALT WATER DISPOSAL | OWL SWD OPERATING LLC | 1,664.28 | 0.068374750 | 113.79 |
| SALT WATER DISPOSAL | OWL SWD OPERATING LLC | 2,246.83 | 0.068374750 | 153.63 |
| SALT WATER DISPOSAL | OWL SWD OPERATING LLC | 1,300.34 | 0.068374750 | 88.91 |
| SALT WATER DISPOSAL | NGL WATER SOLUTIONS PERM | 1,745.62 | 0.068374750 | 119.36 |
| SALT WATER DISPOSAL | LIMESTONE BASIN PROPERTIE | 81.17 | 0.068374750 | 5.55 |
| Total Lease Operating Expense Cost | | 23,063.40 | | 1,576.95 |
| 62392000-30 SUBTOTAL | | 23,063.40 | | 1,576.95 |
| PROPERTY 62392000 TOTAL | | 23,731.39 | | 1,622.62 |
| PROPERTY: 62774000 62774000-20 IBEX 10 B3MD FED COM 1H | | | | |
| <u>Tangible Well Cost</u> | | | | |
| TUBING HEAD & UPPER SECTION | MEWBOURNE OIL COMPANY | 16,575.00 | 0.052753640 | 874.39 |
| Total Tangible Well Cost Cost | | 16,575.00 | | 874.39 |
| <u>Equipment Beyond Wellhead</u> | | | | |
| ELECTRICAL INSTALLATIONS | INGRAM PROFESSIONAL SERV | 1,230.28 | 0.052753640 | 64.90 |
| Total Equipment Beyond Wellhead Cost | | 1,230.28 | | 64.90 |
| 62774000-20 SUBTOTAL | | 17,805.28 | | 939.29 |
| PROPERTY: 62774000 62774000-30 IBEX 10 B3MD FED COM 1H | | | | |
| <u>Lease Operating Expense</u> | | | | |
| AUTOMATION MAINTENANCE | AMERICAN MILLENNIUM COR | -26.01 | 0.052753640 | -1.37 |
| AUTOMATION MAINTENANCE | TANKLOGIX LLC | -30.96 | 0.052753640 | -1.64 |
| AUTOMATION MAINTENANCE | THE REYNOLDS COMPANY | -173.65 | 0.052753640 | -9.16 |
| CHEMICALS-WATER TREATING | CATALYST OILFIELD SERVICE | -448.38 | 0.052753640 | -23.65 |
| EMISSIONS CONTROL EQUIPMENT MAINTENANCE | G&A FABRICATION LLC | -152.36 | 0.052753640 | -8.04 |
| FUEL/ POWER / ELECTRICAL | XCEL ENERGY | -230.07 | 0.052753640 | -12.14 |
| FUEL/ POWER / ELECTRICAL | PILOT THOMAS LOGISTICS LL | -44.64 | 0.052753640 | -2.35 |
| FUEL/ POWER / ELECTRICAL | PILOT THOMAS LOGISTICS LL | -39.50 | 0.052753640 | -2.08 |
| FUEL/ POWER / ELECTRICAL | PILOT THOMAS LOGISTICS LL | -59.94 | 0.052753640 | -3.16 |

07-01-2021

157

MEWBOURNE OIL COMPANY

Page 7

SIANA OIL & GAS CO, LLC
TOM M RAGSDALE
P O BOX 2246
CONROE, TX 77305

INVOICE NO.: 202106-22975

INVOICE DATE: 6-30-2021

OWNER: 035904-1

BILLING FOR: June 2021

| REFERENCE/DESCRIPTION OF CHARGES | | GROSS CHARGES | WORKING INTEREST | NET CHARGE |
|---|----------------------------|------------------|---------------------|---------------|
| LEASE & FACILITY | MEWBOURNE OIL COMPANY | -375.00 | 0.052753640 | -19.78 |
| LEASE & FACILITY MAINTENANCE | PRESSURE SERVICES | -14.30 | 0.052753640 | -0.75 |
| LEASE & FACILITY MAINTENANCE | INGRAM PROFESSIONAL SERV | -481.34 | 0.052753640 | -25.39 |
| LEASE & FACILITY MAINTENANCE | INGRAM PROFESSIONAL SERV | -199.25 | 0.052753640 | -10.51 |
| MISCELLANEOUS EQUIPMENT RENTAL | MEWBOURNE OIL COMPANY | -235.20 | 0.052753640 | -12.41 |
| OVERHEAD-FIXED RATE | MEWBOURNE OIL COMPANY | -889.09 | 0.052753640 | -46.90 |
| PRIME MOVER / PUMP MAINTENANCE | HR COMPRESSION & SERVICE | -92.42 | 0.052753640 | -4.87 |
| PUMPING | MEWBOURNE OIL COMPANY | -900.00 | 0.052753640 | -47.48 |
| PUMPING | MEWBOURNE OIL COMPANY | -450.00 | 0.052753640 | -23.74 |
| RENTAL SERVICES | PRESTIGE EQUIPMENT RENTA | -316.83 | 0.052753640 | -16.72 |
| RENTAL SERVICES | SERVICE COMPRESSION LLC | -4,503.23 | 0.052753640 | -237.56 |
| SALT WATER DISPOSAL | NGL WATER SOLUTIONS PERM | -3,270.09 | 0.052753640 | -172.51 |
| SALT WATER DISPOSAL | LIMESTONE BASIN PROPERTIE | -170.59 | 0.052753640 | -9.00 |
| SITE RESTORATION & EXCAVATION | BLADE SERVICES LLC | -136.61 | 0.052753640 | -7.21 |
| Total Lease Operating Expense Cost | | -13,239.46 | | -698.42 |
| Netted Owner | | | | |
| <u>Lease Operating Expense</u> | | | | |
| AUTOMATION MAINTENANCE | AMERICAN MILLENNIUM COR | 36.38 | 0.052753640 | 1.92 |
| AUTOMATION MAINTENANCE | INGRAM PROFESSIONAL SERV | 339.96 | 0.052753640 | 17.93 |
| AUTOMATION MAINTENANCE | TANKLOGIX LLC | 4.66 | 0.052753640 | 0.25 |
| CHEMICALS-WATER TREATING | CRAIN HOT OIL SERVICE LLC | 142.34 | 0.052753640 | 7.51 |
| CHEMICALS-WATER TREATING | EPDI | 77.68 | 0.052753640 | 4.10 |
| CHEMICALS-WATER TREATING | EPDI | 314.90 | 0.052753640 | 16.61 |
| EMISSIONS CONTROL EQUIPMENT MAINTENANCE | G&A FABRICATION LLC | 152.36 | 0.052753640 | 8.04 |
| FUEL/ POWER / ELECTRICAL | XCEL ENERGY | 291.70 | 0.052753640 | 15.39 |
| FUEL/ POWER / ELECTRICAL | PILOT THOMAS LOGISTICS LL | 35.31 | 0.052753640 | 1.86 |
| FUEL/ POWER / ELECTRICAL | PILOT THOMAS LOGISTICS LL | 82.77 | 0.052753640 | 4.37 |
| FUEL/ POWER / ELECTRICAL | PILOT THOMAS LOGISTICS LL | 103.69 | 0.052753640 | 5.47 |
| FUEL/ POWER / ELECTRICAL | PILOT THOMAS LOGISTICS LL | 59.37 | 0.052753640 | 3.13 |
| FUEL/ POWER / ELECTRICAL | PILOT THOMAS LOGISTICS LL | 65.78 | 0.052753640 | 3.47 |
| FUEL/ POWER / ELECTRICAL | PILOT THOMAS LOGISTICS LL | 161.60 | 0.052753640 | 8.53 |
| LEASE & FACILITY MAINTENANCE | MEWBOURNE OIL COMPANY | 118.95 | 0.052753640 | 6.28 |
| LEASE & FACILITY MAINTENANCE | MPS ENTERPRISES INC | 105.32 | 0.052753640 | 5.56 |
| LEASE & FACILITY MAINTENANCE | MPS ENTERPRISES INC | 30.96 | 0.052753640 | 1.63 |
| LEASE & FACILITY MAINTENANCE | BLADE SERVICES LLC | 5,116.74 | 0.052753640 | 269.93 |
| LEASE & FACILITY MAINTENANCE | TURNCO ENTERPRISES LLC | 11.25 | 0.052753640 | 0.59 |
| LEASE & FACILITY MAINTENANCE | LIMESTONE BASIN PROPERTIE | 411.45 | 0.052753640 | 21.70 |
| LEASE & FACILITY MAINTENANCE | TNT SPECIALTIES DBA TNT OI | 6.25 | 0.052753640 | 0.33 |
| MISCELLANEOUS EQUIPMENT RENTAL | MEWBOURNE OIL COMPANY | 243.04 | 0.052753640 | 12.82 |
| OVERHEAD-FIXED RATE | MEWBOURNE OIL COMPANY | 889.09 | 0.052753640 | 46.90 |
| PRIME MOVER / PUMP MAINTENANCE | HR COMPRESSION & SERVICE | 54.96 | 0.052753640 | 2.90 |
| PRIME MOVER / PUMP MAINTENANCE | HR COMPRESSION & SERVICE | 725.11 | 0.052753640 | 38.25 |

07-01-2021

158

MEWBOURNE OIL COMPANY

Page 8

SIANA OIL & GAS CO, LLC
TOM M RAGSDALE
P O BOX 2246
CONROE, TX 77305

INVOICE NO.: 202106-22975

INVOICE DATE: 6-30-2021

OWNER: 035904-1

BILLING FOR: June 2021

| REFERENCE/DESCRIPTION OF CHARGES | | GROSS CHARGES | WORKING INTEREST | NET CHARGE |
|---|---------------------------|------------------|------------------|------------|
| PUMPING | MEWBOURNE OIL COMPANY | 900.00 | 0.052753640 | 47.48 |
| PUMPING | MEWBOURNE OIL COMPANY | 450.00 | 0.052753640 | 23.74 |
| RENTAL SERVICES | PRESTIGE EQUIPMENT RENTA | 306.64 | 0.052753640 | 16.18 |
| RENTAL SERVICES | PRESTIGE EQUIPMENT RENTA | 316.83 | 0.052753640 | 16.72 |
| RENTAL SERVICES | SERVICE COMPRESSION LLC | 4,503.23 | 0.052753640 | 237.56 |
| SALT WATER DISPOSAL | OWL SWD OPERATING LLC | 2,411.73 | 0.052753640 | 127.23 |
| SALT WATER DISPOSAL | OWL SWD OPERATING LLC | 2,794.55 | 0.052753640 | 147.42 |
| SALT WATER DISPOSAL | OWL SWD OPERATING LLC | 1,997.80 | 0.052753640 | 105.39 |
| SALT WATER DISPOSAL | NGL WATER SOLUTIONS PERM | 2,133.54 | 0.052753640 | 112.55 |
| SALT WATER DISPOSAL | LIMESTONE BASIN PROPERTIE | 124.72 | 0.052753640 | 6.58 |
| Total Lease Operating Expense Cost | | 25,520.66 | | 1,346.32 |
| 62774000-30 SUBTOTAL | | 12,281.20 | 647.90 | |
| PROPERTY 62774000 TOTAL | | 30,086.48 | 1,587.19 | |
| PROPERTY: 62775000 62775000-20 IBEX 10 B3NC FED COM 1H | | | | |
| <u>Equipment Beyond Wellhead</u> | | | | |
| ELECTRICAL INSTALLATIONS | INGRAM PROFESSIONAL SERV | 1,124.93 | 0.052753640 | 59.35 |
| Total Equipment Beyond Wellhead Cost | | 1,124.93 | | 59.35 |
| 62775000-20 SUBTOTAL | | 1,124.93 | 59.35 | |
| PROPERTY: 62775000 62775000-30 IBEX 10 B3NC FED COM 1H | | | | |
| <u>Lease Operating Expense</u> | | | | |
| AUTOMATION MAINTENANCE | AMERICAN MILLENNIUM COR | -26.01 | 0.052753640 | -1.37 |
| AUTOMATION MAINTENANCE | TANKLOGIX LLC | -28.30 | 0.052753640 | -1.49 |
| AUTOMATION MAINTENANCE | THE REYNOLDS COMPANY | -173.65 | 0.052753640 | -9.16 |
| CHEMICALS-WATER TREATING | CATALYST OILFIELD SERVICE | -448.38 | 0.052753640 | -23.65 |
| COMPANY SUPERVISION | MEWBOURNE OIL COMPANY | -600.00 | 0.052753640 | -31.65 |
| EMISSIONS CONTROL EQUIPMENT MAINTENANCE | G&A FABRICATION LLC | -152.36 | 0.052753640 | -8.04 |
| FUEL/ POWER / ELECTRICAL | XCEL ENERGY | -303.44 | 0.052753640 | -16.01 |
| FUEL/ POWER / ELECTRICAL | PILOT THOMAS LOGISTICS LL | -40.82 | 0.052753640 | -2.15 |
| FUEL/ POWER / ELECTRICAL | PILOT THOMAS LOGISTICS LL | -36.12 | 0.052753640 | -1.90 |
| FUEL/ POWER / ELECTRICAL | PILOT THOMAS LOGISTICS LL | -54.80 | 0.052753640 | -2.89 |
| LEASE & FACILITY | MEWBOURNE OIL COMPANY | -750.00 | 0.052753640 | -39.57 |
| LEASE & FACILITY MAINTENANCE | PRESSURE SERVICES | -7.15 | 0.052753640 | -0.38 |
| LEASE & FACILITY MAINTENANCE | INGRAM PROFESSIONAL SERV | -481.35 | 0.052753640 | -25.39 |
| LEASE & FACILITY MAINTENANCE | INGRAM PROFESSIONAL SERV | -199.28 | 0.052753640 | -10.51 |
| MISCELLANEOUS EQUIPMENT RENTAL | MEWBOURNE OIL COMPANY | -235.20 | 0.052753640 | -12.41 |
| OVERHEAD-FIXED RATE | MEWBOURNE OIL COMPANY | -889.09 | 0.052753640 | -46.90 |
| PRIME MOVER / PUMP MAINTENANCE | HR COMPRESSION & SERVICE | -92.42 | 0.052753640 | -4.87 |
| PUMPING | MEWBOURNE OIL COMPANY | -900.00 | 0.052753640 | -47.48 |
| PUMPING | MEWBOURNE OIL COMPANY | -450.00 | 0.052753640 | -23.74 |
| RENTAL SERVICES | PRESTIGE EQUIPMENT RENTA | -316.84 | 0.052753640 | -16.72 |

07-01-2021

159

MEWBOURNE OIL COMPANY

Page 9

SIANA OIL & GAS CO, LLC
TOM M RAGSDALE
P O BOX 2246
CONROE, TX 77305

INVOICE NO.: 202106-22975

INVOICE DATE: 6-30-2021

OWNER: 035904-1

BILLING FOR: June 2021

| REFERENCE/DESCRIPTION OF CHARGES | | GROSS CHARGES | WORKING INTEREST | NET CHARGE |
|------------------------------------|---------------------------|---------------|------------------|------------|
| RENTAL SERVICES | SERVICE COMPRESSION LLC | -4,607.60 | 0.052753640 | -243.07 |
| SALT WATER DISPOSAL | NGL WATER SOLUTIONS PERM | -4,161.93 | 0.052753640 | -219.56 |
| SALT WATER DISPOSAL | LIMESTONE BASIN PROPERTIE | -205.43 | 0.052753640 | -10.84 |
| SITE RESTORATION & EXCAVATION | BLADE SERVICES LLC | -68.29 | 0.052753640 | -3.60 |
| Total Lease Operating Expense Cost | | -15,228.46 | | -803.35 |

Lease Operating Expense

| | | | | |
|---|----------------------------|----------|-------------|--------|
| AUTOMATION MAINTENANCE | AMERICAN MILLENNIUM COR | 36.38 | 0.052753640 | 1.92 |
| AUTOMATION MAINTENANCE | INGRAM PROFESSIONAL SERV | 339.96 | 0.052753640 | 17.93 |
| AUTOMATION MAINTENANCE | TANKLOGIX LLC | 4.66 | 0.052753640 | 0.25 |
| CHEMICALS-WATER TREATING | CRAIN HOT OIL SERVICE LLC | 142.33 | 0.052753640 | 7.51 |
| CHEMICALS-WATER TREATING | EPDI | 52.73 | 0.052753640 | 2.78 |
| CHEMICALS-WATER TREATING | EPDI | 213.78 | 0.052753640 | 11.28 |
| COMPANY SUPERVISION | MEWBOURNE OIL COMPANY | 1,200.00 | 0.052753640 | 63.31 |
| EMISSIONS CONTROL EQUIPMENT MAINTENANCE | G&A FABRICATION LLC | 152.36 | 0.052753640 | 8.04 |
| FUEL/ POWER / ELECTRICAL | XCEL ENERGY | 367.16 | 0.052753640 | 19.37 |
| FUEL/ POWER / ELECTRICAL | PILOT THOMAS LOGISTICS LL | 32.27 | 0.052753640 | 1.70 |
| FUEL/ POWER / ELECTRICAL | PILOT THOMAS LOGISTICS LL | 82.77 | 0.052753640 | 4.36 |
| FUEL/ POWER / ELECTRICAL | PILOT THOMAS LOGISTICS LL | 103.69 | 0.052753640 | 5.47 |
| FUEL/ POWER / ELECTRICAL | PILOT THOMAS LOGISTICS LL | 54.29 | 0.052753640 | 2.86 |
| FUEL/ POWER / ELECTRICAL | PILOT THOMAS LOGISTICS LL | 60.13 | 0.052753640 | 3.17 |
| FUEL/ POWER / ELECTRICAL | PILOT THOMAS LOGISTICS LL | 161.62 | 0.052753640 | 8.53 |
| LEASE & FACILITY | MEWBOURNE OIL COMPANY | 725.00 | 0.052753640 | 38.25 |
| LEASE & FACILITY MAINTENANCE | MEWBOURNE OIL COMPANY | 118.95 | 0.052753640 | 6.28 |
| LEASE & FACILITY MAINTENANCE | MPS ENTERPRISES INC | 58.11 | 0.052753640 | 3.06 |
| LEASE & FACILITY MAINTENANCE | MPS ENTERPRISES INC | 17.08 | 0.052753640 | 0.90 |
| LEASE & FACILITY MAINTENANCE | BLADE SERVICES LLC | 5,116.78 | 0.052753640 | 269.93 |
| LEASE & FACILITY MAINTENANCE | TURNCO ENTERPRISES LLC | 11.25 | 0.052753640 | 0.59 |
| LEASE & FACILITY MAINTENANCE | LIMESTONE BASIN PROPERTIE | 411.45 | 0.052753640 | 21.70 |
| LEASE & FACILITY MAINTENANCE | TNT SPECIALTIES DBA TNT OI | 6.25 | 0.052753640 | 0.33 |
| MISCELLANEOUS EQUIPMENT RENTAL | MEWBOURNE OIL COMPANY | 243.04 | 0.052753640 | 12.82 |
| OVERHEAD-FIXED RATE | MEWBOURNE OIL COMPANY | 889.09 | 0.052753640 | 46.90 |
| PRIME MOVER / PUMP MAINTENANCE | HR COMPRESSION & SERVICE | 50.25 | 0.052753640 | 2.65 |
| PRIME MOVER / PUMP MAINTENANCE | HR COMPRESSION & SERVICE | 725.12 | 0.052753640 | 38.25 |
| PUMPING | MEWBOURNE OIL COMPANY | 900.00 | 0.052753640 | 47.48 |
| PUMPING | MEWBOURNE OIL COMPANY | 450.00 | 0.052753640 | 23.74 |
| RENTAL SERVICES | PRESTIGE EQUIPMENT RENTA | 306.64 | 0.052753640 | 16.18 |
| RENTAL SERVICES | PRESTIGE EQUIPMENT RENTA | 316.84 | 0.052753640 | 16.72 |
| RENTAL SERVICES | SERVICE COMPRESSION LLC | 4,607.60 | 0.052753640 | 243.07 |
| SALT WATER DISPOSAL | OWL SWD OPERATING LLC | 2,998.14 | 0.052753640 | 158.16 |
| SALT WATER DISPOSAL | OWL SWD OPERATING LLC | 3,365.91 | 0.052753640 | 177.56 |
| SALT WATER DISPOSAL | OWL SWD OPERATING LLC | 2,097.10 | 0.052753640 | 110.63 |

07-01-2021

160

MEWBOURNE OIL COMPANY

Page 10

SIANA OIL & GAS CO, LLC
TOM M RAGSDALE
P O BOX 2246
CONROE, TX 77305

INVOICE NO.: 202106-22975
INVOICE DATE: 6-30-2021
OWNER: 035904-1
BILLING FOR: June 2021

| REFERENCE/DESCRIPTION OF CHARGES | | GROSS CHARGES | WORKING INTEREST | NET CHARGE |
|---|-----------------------------|------------------|------------------|------------|
| SALT WATER DISPOSAL | NGL WATER SOLUTIONS PERM | 2,618.43 | 0.052753640 | 138.13 |
| SALT WATER DISPOSAL | LIMESTONE BASIN PROPERTIE | 130.88 | 0.052753640 | 6.90 |
| Total Lease Operating Expense Cost | | 29,168.04 | | 1,538.71 |
| 62775000-30 SUBTOTAL | | 13,939.58 | 735.36 | |
| PROPERTY 62775000 TOTAL | | 15,064.51 | 794.71 | |
| PROPERTY: 62776000 62776000-20 IBEX 10 B3OB FED COM 1H | | | | |
| <u>Equipment Beyond Wellhead</u> | | | | |
| ELECTRICAL INSTALLATIONS | INGRAM PROFESSIONAL SERV | 2,566.26 | 0.032250710 | 82.76 |
| Total Equipment Beyond Wellhead Cost | | 2,566.26 | | 82.76 |
| 62776000-20 SUBTOTAL | | 2,566.26 | 82.76 | |
| PROPERTY: 62776000 62776000-30 IBEX 10 B3OB FED COM 1H | | | | |
| <u>Lease Operating Expense</u> | | | | |
| AUTOMATION MAINTENANCE | AMERICAN MILLENNIUM COR | -25.70 | 0.032250710 | -0.83 |
| AUTOMATION MAINTENANCE | TANKLOGIX LLC | -64.57 | 0.032250710 | -2.09 |
| AUTOMATION MAINTENANCE | THE REYNOLDS COMPANY | -173.67 | 0.032250710 | -5.60 |
| COMPANY SUPERVISION | MEWBOURNE OIL COMPANY | -600.00 | 0.032250710 | -19.35 |
| COMPRESSOR MAINTENANCE | TRINITY OILFIELD SERVICES & | -759.60 | 0.032250710 | -24.50 |
| COMPRESSOR MAINTENANCE | TRINITY OILFIELD SERVICES & | -205.73 | 0.032250710 | -6.63 |
| EMISSIONS CONTROL EQUIPMENT MAINTENANCE | G&A FABRICATION LLC | -304.71 | 0.032250710 | -9.83 |
| FUEL/ POWER / ELECTRICAL | XCEL ENERGY | -340.14 | 0.032250710 | -10.97 |
| FUEL/ POWER / ELECTRICAL | PILOT THOMAS LOGISTICS LL | -93.12 | 0.032250710 | -3.00 |
| FUEL/ POWER / ELECTRICAL | PILOT THOMAS LOGISTICS LL | -82.39 | 0.032250710 | -2.66 |
| FUEL/ POWER / ELECTRICAL | PILOT THOMAS LOGISTICS LL | -125.02 | 0.032250710 | -4.03 |
| LEASE & FACILITY MAINTENANCE | GARNER PUMP & SUPPLY INC | -74.62 | 0.032250710 | -2.41 |
| LEASE & FACILITY MAINTENANCE | PRESSURE SERVICES | -28.61 | 0.032250710 | -0.92 |
| LEASE & FACILITY MAINTENANCE | TRINITY OILFIELD SERVICES & | -147.70 | 0.032250710 | -4.76 |
| MISCELLANEOUS EQUIPMENT RENTAL | MEWBOURNE OIL COMPANY | -235.20 | 0.032250710 | -7.59 |
| OVERHEAD-FIXED RATE | MEWBOURNE OIL COMPANY | -889.09 | 0.032250710 | -28.67 |
| PRIME MOVER / PUMP MAINTENANCE | HR COMPRESSION & SERVICE | -92.44 | 0.032250710 | -2.98 |
| PUMPING | MEWBOURNE OIL COMPANY | -900.00 | 0.032250710 | -29.03 |
| PUMPING | MEWBOURNE OIL COMPANY | -450.00 | 0.032250710 | -14.51 |
| RENTAL SERVICES | PRESTIGE EQUIPMENT RENTA | -316.85 | 0.032250710 | -10.22 |
| SALT WATER DISPOSAL | NGL WATER SOLUTIONS PERM | -5,202.41 | 0.032250710 | -167.78 |
| SALT WATER DISPOSAL | LIMESTONE BASIN PROPERTIE | -269.40 | 0.032250710 | -8.69 |
| SITE RESTORATION & EXCAVATION | BLADE SERVICES LLC | -273.26 | 0.032250710 | -8.81 |
| Total Lease Operating Expense Cost | | -11,654.23 | | -375.86 |
| <u>Lease Operating Expense</u> | | | | |
| AUTOMATION MAINTENANCE | AMERICAN MILLENNIUM COR | 25.70 | 0.032250710 | 0.83 |
| AUTOMATION MAINTENANCE | INGRAM PROFESSIONAL SERV | 340.09 | 0.032250710 | 10.97 |

07-01-2021

161

MEWBOURNE OIL COMPANY

Page 11

SIANA OIL & GAS CO, LLC
TOM M RAGSDALE
P O BOX 2246
CONROE, TX 77305

INVOICE NO.: 202106-22975

INVOICE DATE: 6-30-2021

OWNER: 035904-1

BILLING FOR: June 2021

| REFERENCE/DESCRIPTION OF CHARGES | | GROSS CHARGES | WORKING INTEREST | NET CHARGE |
|---|----------------------------|---------------|------------------|------------|
| AUTOMATION MAINTENANCE | TANKLOGIX LLC | 4.66 | 0.032250710 | 0.15 |
| CHEMICALS-WATER TREATING | CRAIN HOT OIL SERVICE LLC | 142.31 | 0.032250710 | 4.59 |
| CHEMICALS-WATER TREATING | CATALYST OILFIELD SERVICE | 448.38 | 0.032250710 | 14.46 |
| CHEMICALS-WATER TREATING | EPDI | 64.14 | 0.032250710 | 2.07 |
| CHEMICALS-WATER TREATING | EPDI | 260.01 | 0.032250710 | 8.38 |
| EMISSIONS CONTROL EQUIPMENT MAINTENANCE | G&A FABRICATION LLC | 304.71 | 0.032250710 | 9.83 |
| FUEL/ POWER / ELECTRICAL | XCEL ENERGY | 399.20 | 0.032250710 | 12.88 |
| FUEL/ POWER / ELECTRICAL | PILOT THOMAS LOGISTICS LL | 73.65 | 0.032250710 | 2.38 |
| FUEL/ POWER / ELECTRICAL | PILOT THOMAS LOGISTICS LL | 82.79 | 0.032250710 | 2.67 |
| FUEL/ POWER / ELECTRICAL | PILOT THOMAS LOGISTICS LL | 103.71 | 0.032250710 | 3.35 |
| FUEL/ POWER / ELECTRICAL | PILOT THOMAS LOGISTICS LL | 123.83 | 0.032250710 | 3.99 |
| FUEL/ POWER / ELECTRICAL | PILOT THOMAS LOGISTICS LL | 137.17 | 0.032250710 | 4.42 |
| FUEL/ POWER / ELECTRICAL | PILOT THOMAS LOGISTICS LL | 161.62 | 0.032250710 | 5.21 |
| LEASE & FACILITY | MEWBOURNE OIL COMPANY | 725.00 | 0.032250710 | 23.38 |
| LEASE & FACILITY MAINTENANCE | MEWBOURNE OIL COMPANY | 118.95 | 0.032250710 | 3.84 |
| LEASE & FACILITY MAINTENANCE | MPS ENTERPRISES INC | 214.27 | 0.032250710 | 6.91 |
| LEASE & FACILITY MAINTENANCE | MPS ENTERPRISES INC | 63.00 | 0.032250710 | 2.03 |
| LEASE & FACILITY MAINTENANCE | TURNCO ENTERPRISES LLC | 11.25 | 0.032250710 | 0.36 |
| LEASE & FACILITY MAINTENANCE | EP&S LLC | 52.15 | 0.032250710 | 1.68 |
| LEASE & FACILITY MAINTENANCE | TNT SPECIALTIES DBA TNT OI | 6.25 | 0.032250710 | 0.20 |
| MISCELLANEOUS EQUIPMENT RENTAL | MEWBOURNE OIL COMPANY | 243.04 | 0.032250710 | 7.84 |
| OVERHEAD-FIXED RATE | MEWBOURNE OIL COMPANY | 889.09 | 0.032250710 | 28.67 |
| PRIME MOVER / PUMP MAINTENANCE | HR COMPRESSION & SERVICE | 114.64 | 0.032250710 | 3.70 |
| PUMPING | MEWBOURNE OIL COMPANY | 900.00 | 0.032250710 | 29.03 |
| PUMPING | MEWBOURNE OIL COMPANY | 450.00 | 0.032250710 | 14.51 |
| RENTAL SERVICES | NATURAL GAS SERVICES GRO | 4,199.74 | 0.032250710 | 135.44 |
| RENTAL SERVICES | NATURAL GAS SERVICES GRO | 4,199.74 | 0.032250710 | 135.44 |
| RENTAL SERVICES | PRESTIGE EQUIPMENT RENTA | 306.66 | 0.032250710 | 9.89 |
| RENTAL SERVICES | PRESTIGE EQUIPMENT RENTA | 316.85 | 0.032250710 | 10.22 |
| SALT WATER DISPOSAL | OWL SWD OPERATING LLC | 3,847.37 | 0.032250710 | 124.08 |
| SALT WATER DISPOSAL | OWL SWD OPERATING LLC | 4,414.07 | 0.032250710 | 142.36 |
| SALT WATER DISPOSAL | OWL SWD OPERATING LLC | 2,433.61 | 0.032250710 | 78.48 |
| SALT WATER DISPOSAL | NGL WATER SOLUTIONS PERM | 3,394.27 | 0.032250710 | 109.47 |
| SALT WATER DISPOSAL | LIMESTONE BASIN PROPERTIE | 151.91 | 0.032250710 | 4.90 |
| Total Lease Operating Expense Cost | | 29,723.83 | | 958.61 |
| 62776000-30 SUBTOTAL | | 18,069.60 | | 582.75 |
| PROPERTY 62776000 TOTAL | | 20,635.86 | | 665.51 |
| PROPERTY: 62906000 62906000-20 GAZELLE 22 B2MD FED COM 2H | | | | |
| Equipment Beyond Wellhead | | | | |
| ELECTRICAL INSTALLATIONS | INGRAM PROFESSIONAL SERV | 1,511.41 | 0.196991940 | 297.73 |
| Total Equipment Beyond Wellhead Cost | | 1,511.41 | | 297.73 |

07-01-2021

162

MEWBOURNE OIL COMPANY

Page 12

SIANA OIL & GAS CO, LLC
TOM M RAGSDALE
P O BOX 2246
CONROE, TX 77305

INVOICE NO.: 202106-22975

INVOICE DATE: 6-30-2021

OWNER: 035904-1

BILLING FOR: June 2021

| REFERENCE/DESCRIPTION OF CHARGES | | GROSS CHARGES | WORKING INTEREST | NET CHARGE |
|--|---------------------------|------------------|---------------------|---------------|
| 62906000-20 SUBTOTAL | | 1,511.41 | 297.73 | |
| PROPERTY: 62906000 62906000-30 GAZELLE 22 B2MD FED COM 2H | | | | |
| <u>Lease Operating Expense</u> | | | | |
| AUTOMATION MAINTENANCE | AMERICAN MILLENNIUM COR | -12.85 | 0.196991940 | -2.53 |
| AUTOMATION MAINTENANCE | TANKLOGIX LLC | -38.03 | 0.196991940 | -7.50 |
| AUTOMATION MAINTENANCE | THE REYNOLDS COMPANY | -173.67 | 0.196991940 | -34.21 |
| CHEMICALS-WATER TREATING | CATALYST OILFIELD SERVICE | -448.38 | 0.196991940 | -88.33 |
| CHEMICALS-WATER TREATING | EPDI | -322.78 | 0.196991940 | -63.59 |
| CHEMICALS-WATER TREATING | EPDI | -104.05 | 0.196991940 | -20.49 |
| CHEMICALS-WATER TREATING | EPDI | -130.06 | 0.196991940 | -25.63 |
| EMISSIONS CONTROL EQUIPMENT MAINTENANCE | G&A FABRICATION LLC | -76.17 | 0.196991940 | -15.01 |
| EMISSIONS CONTROL EQUIPMENT MAINTENANCE | G&A FABRICATION LLC | -76.17 | 0.196991940 | -15.01 |
| EMISSIONS CONTROL EQUIPMENT MAINTENANCE | G&A FABRICATION LLC | -76.17 | 0.196991940 | -15.01 |
| FUEL/ POWER / ELECTRICAL | XCEL ENERGY | -279.86 | 0.196991940 | -55.13 |
| FUEL/ POWER / ELECTRICAL | PILOT THOMAS LOGISTICS LL | -54.85 | 0.196991940 | -10.80 |
| FUEL/ POWER / ELECTRICAL | PILOT THOMAS LOGISTICS LL | -48.53 | 0.196991940 | -9.56 |
| FUEL/ POWER / ELECTRICAL | PILOT THOMAS LOGISTICS LL | -73.64 | 0.196991940 | -14.50 |
| LEASE & FACILITY | MEWBOURNE OIL COMPANY | -187.50 | 0.196991940 | -36.94 |
| LEASE & FACILITY MAINTENANCE | GARNER PUMP & SUPPLY INC | -143.54 | 0.196991940 | -28.28 |
| LEASE & FACILITY MAINTENANCE | K&S OILFIELD SUPPLIES LLC | -229.69 | 0.196991940 | -45.25 |
| LEASE & FACILITY MAINTENANCE | PRESSURE SERVICES | -25.03 | 0.196991940 | -4.93 |
| MISCELLANEOUS EQUIPMENT RENTAL | MEWBOURNE OIL COMPANY | -235.20 | 0.196991940 | -46.33 |
| OVERHEAD-FIXED RATE | MEWBOURNE OIL COMPANY | -889.09 | 0.196991940 | -175.14 |
| PRIME MOVER / PUMP MAINTENANCE | HR COMPRESSION & SERVICE | -92.44 | 0.196991940 | -18.20 |
| PUMPING | MEWBOURNE OIL COMPANY | -900.00 | 0.196991940 | -177.30 |
| PUMPING | MEWBOURNE OIL COMPANY | -450.00 | 0.196991940 | -88.65 |
| RENTAL SERVICES | PRESTIGE EQUIPMENT RENTA | -316.85 | 0.196991940 | -62.42 |
| RENTAL SERVICES | USA COMPRESSION PARTNER | -5,011.26 | 0.196991940 | -987.17 |
| SALT WATER DISPOSAL | NGL WATER SOLUTIONS PERM | -3,418.73 | 0.196991940 | -673.46 |
| SALT WATER DISPOSAL | LIMESTONE BASIN PROPERTIE | -203.81 | 0.196991940 | -40.15 |
| SITE RESTORATION & EXCAVATION | BLADE SERVICES LLC | -239.08 | 0.196991940 | -47.09 |
| Total Lease Operating Expense Cost | | -14,257.43 | | -2,808.61 |
| <u>Lease Operating Expense</u> | | | | |
| AUTOMATION MAINTENANCE | AMERICAN MILLENNIUM COR | 16.05 | 0.196991940 | 3.15 |
| AUTOMATION MAINTENANCE | INGRAM PROFESSIONAL SERV | 340.12 | 0.196991940 | 67.01 |
| AUTOMATION MAINTENANCE | TANKLOGIX LLC | 4.66 | 0.196991940 | 0.92 |
| CHEMICALS-WATER TREATING | CRAIN HOT OIL SERVICE LLC | 142.29 | 0.196991940 | 28.03 |
| CHEMICALS-WATER TREATING | EXCALIBUR OILFIELD SERVIC | 45.78 | 0.196991940 | 9.03 |
| CHEMICALS-WATER TREATING | EPDI | 127.69 | 0.196991940 | 25.15 |
| CHEMICALS-WATER TREATING | EPDI | 127.69 | 0.196991940 | 25.15 |

07-01-2021

163

MEWBOURNE OIL COMPANY

Page 13

SIANA OIL & GAS CO, LLC
TOM M RAGSDALE
P O BOX 2246
CONROE, TX 77305

INVOICE NO.: 202106-22975

INVOICE DATE: 6-30-2021

OWNER: 035904-1

BILLING FOR: June 2021

| REFERENCE/DESCRIPTION OF CHARGES | | GROSS CHARGES | WORKING INTEREST | NET CHARGE |
|---|----------------------------|---------------|------------------|------------|
| CHEMICALS-WATER TREATING | EPDI | 33.11 | 0.196991940 | 6.52 |
| COMPANY SUPERVISION | MEWBOURNE OIL COMPANY | 600.00 | 0.196991940 | 118.19 |
| COMPANY SUPERVISION | MEWBOURNE OIL COMPANY | 600.00 | 0.196991940 | 118.19 |
| EMISSIONS CONTROL EQUIPMENT MAINTENANCE | G&A FABRICATION LLC | 885.69 | 0.196991940 | 174.48 |
| EMISSIONS CONTROL EQUIPMENT MAINTENANCE | G&A FABRICATION LLC | 76.17 | 0.196991940 | 15.01 |
| EMISSIONS CONTROL EQUIPMENT MAINTENANCE | G&A FABRICATION LLC | 76.17 | 0.196991940 | 15.01 |
| EMISSIONS CONTROL EQUIPMENT MAINTENANCE | G&A FABRICATION LLC | 577.81 | 0.196991940 | 113.83 |
| EMISSIONS CONTROL EQUIPMENT MAINTENANCE | G&A FABRICATION LLC | 204.84 | 0.196991940 | 40.35 |
| EMISSIONS CONTROL EQUIPMENT MAINTENANCE | G&A FABRICATION LLC | 362.68 | 0.196991940 | 71.44 |
| FUEL/ POWER / ELECTRICAL | XCEL ENERGY | 318.13 | 0.196991940 | 62.68 |
| FUEL/ POWER / ELECTRICAL | PILOT THOMAS LOGISTICS LL | 43.38 | 0.196991940 | 8.54 |
| FUEL/ POWER / ELECTRICAL | PILOT THOMAS LOGISTICS LL | 82.80 | 0.196991940 | 16.31 |
| FUEL/ POWER / ELECTRICAL | PILOT THOMAS LOGISTICS LL | 103.71 | 0.196991940 | 20.43 |
| FUEL/ POWER / ELECTRICAL | PILOT THOMAS LOGISTICS LL | 72.94 | 0.196991940 | 14.37 |
| FUEL/ POWER / ELECTRICAL | PILOT THOMAS LOGISTICS LL | 80.81 | 0.196991940 | 15.91 |
| FUEL/ POWER / ELECTRICAL | PILOT THOMAS LOGISTICS LL | 161.62 | 0.196991940 | 31.84 |
| LEASE & FACILITY | MEWBOURNE OIL COMPANY | 362.50 | 0.196991940 | 71.41 |
| LEASE & FACILITY | MEWBOURNE OIL COMPANY | 1,087.50 | 0.196991940 | 214.22 |
| LEASE & FACILITY MAINTENANCE | MEWBOURNE OIL COMPANY | 118.95 | 0.196991940 | 23.43 |
| LEASE & FACILITY MAINTENANCE | MPS ENTERPRISES INC | 127.11 | 0.196991940 | 25.04 |
| LEASE & FACILITY MAINTENANCE | MPS ENTERPRISES INC | 37.37 | 0.196991940 | 7.36 |
| LEASE & FACILITY MAINTENANCE | TURNCO ENTERPRISES LLC | 11.25 | 0.196991940 | 2.22 |
| LEASE & FACILITY MAINTENANCE | TURNCO ENTERPRISES LLC | 183.75 | 0.196991940 | 36.20 |
| LEASE & FACILITY MAINTENANCE | TURNCO ENTERPRISES LLC | 131.25 | 0.196991940 | 25.85 |
| LEASE & FACILITY MAINTENANCE | TURNCO ENTERPRISES LLC | 157.50 | 0.196991940 | 31.03 |
| LEASE & FACILITY MAINTENANCE | TURNCO ENTERPRISES LLC | 175.00 | 0.196991940 | 34.47 |
| LEASE & FACILITY MAINTENANCE | TURNCO ENTERPRISES LLC | 125.00 | 0.196991940 | 24.62 |
| LEASE & FACILITY MAINTENANCE | TURNCO ENTERPRISES LLC | 125.00 | 0.196991940 | 24.62 |
| LEASE & FACILITY MAINTENANCE | EP&S LLC | 47.85 | 0.196991940 | 9.42 |
| LEASE & FACILITY MAINTENANCE | EP&S LLC | 35.91 | 0.196991940 | 7.07 |
| LEASE & FACILITY MAINTENANCE | EP&S LLC | 43.33 | 0.196991940 | 8.54 |
| LEASE & FACILITY MAINTENANCE | TNT SPECIALTIES DBA TNT OI | 6.25 | 0.196991940 | 1.23 |
| MISCELLANEOUS EQUIPMENT RENTAL | MEWBOURNE OIL COMPANY | 243.04 | 0.196991940 | 47.88 |
| OVERHEAD-FIXED RATE | MEWBOURNE OIL COMPANY | 889.09 | 0.196991940 | 175.14 |
| PRIME MOVER / PUMP MAINTENANCE | HR COMPRESSION & SERVICE | 67.52 | 0.196991940 | 13.30 |
| PRIME MOVER / PUMP MAINTENANCE | HR COMPRESSION & SERVICE | 841.22 | 0.196991940 | 165.71 |
| PUMPING | MEWBOURNE OIL COMPANY | 900.00 | 0.196991940 | 177.30 |
| PUMPING | MEWBOURNE OIL COMPANY | 450.00 | 0.196991940 | 88.65 |
| RENTAL SERVICES | PRESTIGE EQUIPMENT RENTA | 306.67 | 0.196991940 | 60.41 |
| RENTAL SERVICES | PRESTIGE EQUIPMENT RENTA | 316.85 | 0.196991940 | 62.42 |
| RENTAL SERVICES | USA COMPRESSION PARTNER | 5,011.26 | 0.196991940 | 987.17 |
| SALT WATER DISPOSAL | OWL SWD OPERATING LLC | 2,814.32 | 0.196991940 | 554.41 |

07-01-2021

164

MEWBOURNE OIL COMPANY

Page 14

SIANA OIL & GAS CO, LLC
TOM M RAGSDALE
P O BOX 2246
CONROE, TX 77305

INVOICE NO.: 202106-22975

INVOICE DATE: 6-30-2021

OWNER: 035904-1

BILLING FOR: June 2021

| REFERENCE/DESCRIPTION OF CHARGES | | GROSS CHARGES | WORKING INTEREST | NET CHARGE |
|--|-----------------------------|------------------|------------------|------------|
| SALT WATER DISPOSAL | OWL SWD OPERATING LLC | 3,339.12 | 0.196991940 | 657.78 |
| SALT WATER DISPOSAL | OWL SWD OPERATING LLC | 1,959.97 | 0.196991940 | 386.10 |
| SALT WATER DISPOSAL | NGL WATER SOLUTIONS PERM | 2,618.43 | 0.196991940 | 515.81 |
| SALT WATER DISPOSAL | LIMESTONE BASIN PROPERTIE | 122.34 | 0.196991940 | 24.10 |
| Total Lease Operating Expense Cost | | 27,739.49 | | 5,464.45 |
| 62906000-30 SUBTOTAL | | 13,482.06 | 2,655.84 | |
| PROPERTY 62906000 TOTAL | | 14,993.47 | 2,953.57 | |
| PROPERTY: 62915000 62915000-20 CREEDENCE 21/16 W0ED ST COM 2H | | | | |
| <u>Equipment Beyond Wellhead</u> | | | | |
| AUTOMATION METERING EQUIPMENT | MEWBOURNE OIL COMPANY | 1,773.09 | 0.006363620 | 11.28 |
| SERVICE PUMPS | MEWBOURNE OIL COMPANY | 4,895.25 | 0.006363620 | 31.15 |
| Total Equipment Beyond Wellhead Cost | | 6,668.34 | | 42.43 |
| <u>Equipment Beyond Wellhead</u> | | | | |
| FITTINGS / VALVES & ACCESSORIES | GREEN'S PIPE SERVICE INC | 5,632.98 | 0.006363620 | 35.85 |
| Total Equipment Beyond Wellhead Cost | | 5,632.98 | | 35.85 |
| 62915000-20 SUBTOTAL | | 12,301.32 | 78.28 | |
| PROPERTY: 62915000 62915000-30 CREEDENCE 21/16 W0ED ST COM 2H | | | | |
| <u>Lease Operating Expense</u> | | | | |
| AUTOMATION MAINTENANCE | TANKLOGIX LLC | -26.24 | 0.006363620 | -0.17 |
| COMPANY SUPERVISION | MEWBOURNE OIL COMPANY | -300.00 | 0.006363620 | -1.91 |
| COMPRESSOR MAINTENANCE | TRINITY OILFIELD SERVICES & | -103.31 | 0.006363620 | -0.66 |
| EMISSIONS CONTROL EQUIPMENT MAINTENANCE | JADE CONSTRUCTION LLC | -139.07 | 0.006363620 | -0.88 |
| EMISSIONS CONTROL EQUIPMENT MAINTENANCE | VAPROX LLC | -137.35 | 0.006363620 | -0.87 |
| FUEL/ POWER / ELECTRICAL | XCEL ENERGY | -4,981.80 | 0.006363620 | -31.70 |
| GATHERING/TREATING/DEHYDRATION | GAS WELL SERVICES INC | -77.50 | 0.006363620 | -0.49 |
| GATHERING/TREATING/DEHYDRATION | GAS WELL SERVICES INC | -110.72 | 0.006363620 | -0.70 |
| GATHERING/TREATING/DEHYDRATION | GAS WELL SERVICES INC | -77.50 | 0.006363620 | -0.49 |
| GATHERING/TREATING/DEHYDRATION | GAS WELL SERVICES INC | -94.11 | 0.006363620 | -0.60 |
| LEASE & FACILITY | MEWBOURNE OIL COMPANY | -750.00 | 0.006363620 | -4.77 |
| LEASE & FACILITY | MEWBOURNE OIL COMPANY | -187.50 | 0.006363620 | -1.19 |
| LEASE & FACILITY | MEWBOURNE OIL COMPANY | -375.00 | 0.006363620 | -2.39 |
| LEASE & FACILITY | MEWBOURNE OIL COMPANY | -255.00 | 0.006363620 | -1.62 |
| LEASE & FACILITY | MEWBOURNE OIL COMPANY | -375.00 | 0.006363620 | -2.39 |
| LEASE & FACILITY MAINTENANCE | KEYSTONE PUMP & SUPPLY LI | -147.57 | 0.006363620 | -0.94 |
| LEASE & FACILITY MAINTENANCE | STANDARD OIL FIELD SUPPLY | -79.14 | 0.006363620 | -0.50 |
| LEASE & FACILITY MAINTENANCE | JADE CONSTRUCTION LLC | -27.82 | 0.006363620 | -0.18 |
| LEASE & FACILITY MAINTENANCE | JADE CONSTRUCTION LLC | -55.63 | 0.006363620 | -0.35 |
| LEASE & FACILITY MAINTENANCE | TURNCO ENTERPRISES LLC | -75.00 | 0.006363620 | -0.48 |
| OVERHEAD-FIXED RATE | MEWBOURNE OIL COMPANY | -889.09 | 0.006363620 | -5.66 |

07-01-2021

165

MEWBOURNE OIL COMPANY

Page 15

SIANA OIL & GAS CO, LLC
TOM M RAGSDALE
P O BOX 2246
CONROE, TX 77305

INVOICE NO.: 202106-22975

INVOICE DATE: 6-30-2021

OWNER: 035904-1

BILLING FOR: June 2021

| REFERENCE/DESCRIPTION OF CHARGES | | GROSS CHARGES | WORKING INTEREST | NET CHARGE |
|------------------------------------|-------------------------|---------------|------------------|------------|
| PUMPING | MEWBOURNE OIL COMPANY | -900.00 | 0.006363620 | -5.73 |
| PUMPING | MEWBOURNE OIL COMPANY | -900.00 | 0.006363620 | -5.73 |
| RENTAL SERVICES | KODIAK GAS SERVICES LLC | -3,715.83 | 0.006363620 | -23.65 |
| SALT WATER DISPOSAL | MEWBOURNE OIL COMPANY | -30,774.90 | 0.006363620 | -195.84 |
| Total Lease Operating Expense Cost | | -45,555.08 | | -289.89 |

Lease Operating Expense

| | | | | |
|---|----------------------------|-----------|-------------|--------|
| AUTOMATION MAINTENANCE | TANKLOGIX LLC | 82.20 | 0.006363620 | 0.52 |
| COMPANY SUPERVISION | MEWBOURNE OIL COMPANY | 300.00 | 0.006363620 | 1.91 |
| EMISSIONS CONTROL EQUIPMENT MAINTENANCE | STANDARD OIL FIELD SUPPLY | 1.12 | 0.006363620 | 0.01 |
| EMISSIONS CONTROL EQUIPMENT MAINTENANCE | VAPROX LLC | 125.83 | 0.006363620 | 0.80 |
| EMISSIONS CONTROL EQUIPMENT MAINTENANCE | AUTOMATED WELLHEAD COM | 44.51 | 0.006363620 | 0.28 |
| EMISSIONS CONTROL EQUIPMENT MAINTENANCE | AUTOMATED WELLHEAD COM | 117.73 | 0.006363620 | 0.75 |
| EMISSIONS CONTROL EQUIPMENT MAINTENANCE | AUTOMATED WELLHEAD COM | 308.61 | 0.006363620 | 1.96 |
| EMISSIONS CONTROL EQUIPMENT MAINTENANCE | AUTOMATED WELLHEAD COM | 310.05 | 0.006363620 | 1.97 |
| FUEL/ POWER / ELECTRICAL | XCEL ENERGY | 1,775.42 | 0.006363620 | 11.30 |
| GATHERING/TREATING/DEHYDRATION | GAS WELL SERVICES INC | 143.95 | 0.006363620 | 0.92 |
| GATHERING/TREATING/DEHYDRATION | MEWBOURNE OIL COMPANY-I | 38.01 | 0.006363620 | 0.24 |
| LEASE & FACILITY | MEWBOURNE OIL COMPANY | 181.25 | 0.006363620 | 1.15 |
| LEASE & FACILITY | MEWBOURNE OIL COMPANY | 725.00 | 0.006363620 | 4.61 |
| LEASE & FACILITY MAINTENANCE | MEWBOURNE OIL COMPANY | 118.95 | 0.006363620 | 0.76 |
| LEASE & FACILITY MAINTENANCE | STANDARD OIL FIELD SUPPLY | 503.53 | 0.006363620 | 3.20 |
| LEASE & FACILITY MAINTENANCE | JADE CONSTRUCTION LLC | 115.04 | 0.006363620 | 0.73 |
| LEASE & FACILITY MAINTENANCE | JADE CONSTRUCTION LLC | 69.54 | 0.006363620 | 0.44 |
| LEASE & FACILITY MAINTENANCE | JADE CONSTRUCTION LLC | 83.45 | 0.006363620 | 0.53 |
| LEASE & FACILITY MAINTENANCE | TURNCO ENTERPRISES LLC | 50.00 | 0.006363620 | 0.32 |
| LEASE & FACILITY MAINTENANCE | SARGE TRUCKING SERVICES, I | 56.52 | 0.006363620 | 0.36 |
| LEASE & FACILITY MAINTENANCE | SARGE TRUCKING SERVICES, I | 56.52 | 0.006363620 | 0.36 |
| OVERHEAD-FIXED RATE | MEWBOURNE OIL COMPANY | 889.09 | 0.006363620 | 5.66 |
| PUMPING | MEWBOURNE OIL COMPANY | 900.00 | 0.006363620 | 5.73 |
| PUMPING | MEWBOURNE OIL COMPANY | 900.00 | 0.006363620 | 5.73 |
| RENTAL SERVICES | KODIAK GAS SERVICES LLC | 3,715.83 | 0.006363620 | 23.65 |
| SALT WATER DISPOSAL | MEWBOURNE OIL COMPANY | 43,752.15 | 0.006363620 | 278.42 |
| Total Lease Operating Expense Cost | | 55,364.30 | | 352.31 |

62915000-30 SUBTOTAL

9,809.22

62.42

PROPERTY 62915000 TOTAL

22,110.54

140.70

PROPERTY: 62916000 62916000-20 CREEDENCE 21/16 WIED ST COM 1H

Tangible Well Cost

| | | | | |
|-------------------------------|-----------------------|-----------|-------------|--------|
| TUBING | MEWBOURNE OIL COMPANY | 9,526.06 | 0.006363620 | 60.62 |
| TUBING | MEWBOURNE OIL COMPANY | 9,526.06 | 0.006363620 | 60.62 |
| Total Tangible Well Cost Cost | | 19,052.12 | | 121.24 |

07-01-2021

166

MEWBOURNE OIL COMPANY

Page 16

SIANA OIL & GAS CO, LLC
TOM M RAGSDALE
P O BOX 2246
CONROE, TX 77305

INVOICE NO.: 202106-22975
INVOICE DATE: 6-30-2021
OWNER: 035904-1
BILLING FOR: June 2021

| REFERENCE/DESCRIPTION OF CHARGES | | GROSS CHARGES | WORKING INTEREST | NET CHARGE |
|--|-----------------------------|------------------|------------------|------------|
| <u>Equipment Beyond Wellhead</u> | | | | |
| AUTOMATION METERING EQUIPMENT | MEWBOURNE OIL COMPANY | 1,773.09 | 0.006363620 | 11.28 |
| SERVICE PUMPS | MEWBOURNE OIL COMPANY | 4,895.25 | 0.006363620 | 31.15 |
| Total Equipment Beyond Wellhead Cost | | 6,668.34 | | 42.43 |
| <u>Equipment Beyond Wellhead</u> | | | | |
| FITTINGS / VALVES & ACCESSORIES | GREEN'S PIPE SERVICE INC | 5,632.97 | 0.006363620 | 35.85 |
| Total Equipment Beyond Wellhead Cost | | 5,632.97 | | 35.85 |
| 62916000-20 SUBTOTAL | | 31,353.43 | 199.52 | |
| PROPERTY: 62916000 62916000-30 CREEDENCE 21/16 W1ED ST COM 1H | | | | |
| <u>Lease Operating Expense</u> | | | | |
| AUTOMATION MAINTENANCE | TANKLOGIX LLC | -26.24 | 0.006363620 | -0.17 |
| COMPANY SUPERVISION | MEWBOURNE OIL COMPANY | -300.00 | 0.006363620 | -1.91 |
| COMPRESSOR MAINTENANCE | TRINITY OILFIELD SERVICES L | -103.31 | 0.006363620 | -0.66 |
| EMISSIONS CONTROL EQUIPMENT MAINTENANCE | JADE CONSTRUCTION LLC | -139.07 | 0.006363620 | -0.88 |
| EMISSIONS CONTROL EQUIPMENT MAINTENANCE | VAPROX LLC | -137.35 | 0.006363620 | -0.87 |
| FUEL/ POWER / ELECTRICAL | XCEL ENERGY | -7,359.50 | 0.006363620 | -46.83 |
| GATHERING/TREATING/DEHYDRATION | GAS WELL SERVICES INC | -77.51 | 0.006363620 | -0.49 |
| GATHERING/TREATING/DEHYDRATION | GAS WELL SERVICES INC | -110.73 | 0.006363620 | -0.70 |
| GATHERING/TREATING/DEHYDRATION | GAS WELL SERVICES INC | -77.51 | 0.006363620 | -0.49 |
| GATHERING/TREATING/DEHYDRATION | GAS WELL SERVICES INC | -94.13 | 0.006363620 | -0.60 |
| LEASE & FACILITY | MEWBOURNE OIL COMPANY | -187.50 | 0.006363620 | -1.19 |
| LEASE & FACILITY | MEWBOURNE OIL COMPANY | -375.00 | 0.006363620 | -2.39 |
| LEASE & FACILITY MAINTENANCE | KEYSTONE PUMP & SUPPLY LI | -147.56 | 0.006363620 | -0.94 |
| LEASE & FACILITY MAINTENANCE | STANDARD OIL FIELD SUPPLY | -445.62 | 0.006363620 | -2.84 |
| LEASE & FACILITY MAINTENANCE | STANDARD OIL FIELD SUPPLY | -79.18 | 0.006363620 | -0.50 |
| LEASE & FACILITY MAINTENANCE | JADE CONSTRUCTION LLC | -27.81 | 0.006363620 | -0.18 |
| LEASE & FACILITY MAINTENANCE | JADE CONSTRUCTION LLC | -55.63 | 0.006363620 | -0.35 |
| LEASE & FACILITY MAINTENANCE | TURNCO ENTERPRISES LLC | -75.00 | 0.006363620 | -0.48 |
| OVERHEAD-FIXED RATE | MEWBOURNE OIL COMPANY | -889.09 | 0.006363620 | -5.66 |
| PUMPING | MEWBOURNE OIL COMPANY | -900.00 | 0.006363620 | -5.73 |
| PUMPING | MEWBOURNE OIL COMPANY | -900.00 | 0.006363620 | -5.73 |
| RENTAL SERVICES | KODIAK GAS SERVICES LLC | -3,715.83 | 0.006363620 | -23.65 |
| SALT WATER DISPOSAL | MEWBOURNE OIL COMPANY | -50,451.59 | 0.006363620 | -321.05 |
| WELL EQUIPMENT-SURFACE | DIVINE WIRELINE SOLUTIONS | -3,335.75 | 0.006363620 | -21.23 |
| Total Lease Operating Expense Cost | | -70,010.91 | | -445.52 |
| <u>Lease Operating Expense</u> | | | | |
| AUTOMATION MAINTENANCE | TANKLOGIX LLC | 82.20 | 0.006363620 | 0.52 |
| COMPANY SUPERVISION | MEWBOURNE OIL COMPANY | 300.00 | 0.006363620 | 1.91 |
| EMISSIONS CONTROL EQUIPMENT MAINTENANCE | STANDARD OIL FIELD SUPPLY | 1.12 | 0.006363620 | 0.01 |

07-01-2021

167

MEWBOURNE OIL COMPANY

Page 17

SIANA OIL & GAS CO, LLC
TOM M RAGSDALE
P O BOX 2246
CONROE, TX 77305

INVOICE NO.: 202106-22975

INVOICE DATE: 6-30-2021

OWNER: 035904-1

BILLING FOR: June 2021

| REFERENCE/DESCRIPTION OF CHARGES | | GROSS CHARGES | WORKING INTEREST | NET CHARGE |
|--|----------------------------|------------------|------------------|------------|
| EMISSIONS CONTROL EQUIPMENT MAINTENANCE | VAPROX LLC | 125.82 | 0.006363620 | 0.80 |
| EMISSIONS CONTROL EQUIPMENT MAINTENANCE | AUTOMATED WELLHEAD COM | 44.50 | 0.006363620 | 0.28 |
| EMISSIONS CONTROL EQUIPMENT MAINTENANCE | AUTOMATED WELLHEAD COM | 117.71 | 0.006363620 | 0.75 |
| EMISSIONS CONTROL EQUIPMENT MAINTENANCE | AUTOMATED WELLHEAD COM | 308.60 | 0.006363620 | 1.96 |
| EMISSIONS CONTROL EQUIPMENT MAINTENANCE | AUTOMATED WELLHEAD COM | 310.02 | 0.006363620 | 1.97 |
| FUEL/ POWER / ELECTRICAL | XCEL ENERGY | 2,700.98 | 0.006363620 | 17.19 |
| GATHERING/TREATING/DEHYDRATION | GAS WELL SERVICES INC | 143.95 | 0.006363620 | 0.92 |
| GATHERING/TREATING/DEHYDRATION | MEWBOURNE OIL COMPANY-I | 38.01 | 0.006363620 | 0.24 |
| LEASE & FACILITY MAINTENANCE | MEWBOURNE OIL COMPANY | 118.95 | 0.006363620 | 0.76 |
| LEASE & FACILITY MAINTENANCE | STANDARD OIL FIELD SUPPLY | 503.50 | 0.006363620 | 3.20 |
| LEASE & FACILITY MAINTENANCE | JADE CONSTRUCTION LLC | 115.02 | 0.006363620 | 0.73 |
| LEASE & FACILITY MAINTENANCE | JADE CONSTRUCTION LLC | 69.53 | 0.006363620 | 0.44 |
| LEASE & FACILITY MAINTENANCE | JADE CONSTRUCTION LLC | 83.44 | 0.006363620 | 0.53 |
| LEASE & FACILITY MAINTENANCE | TURNCO ENTERPRISES LLC | 50.00 | 0.006363620 | 0.32 |
| LEASE & FACILITY MAINTENANCE | SARGE TRUCKING SERVICES, I | 56.52 | 0.006363620 | 0.36 |
| LEASE & FACILITY MAINTENANCE | SARGE TRUCKING SERVICES, I | 56.52 | 0.006363620 | 0.36 |
| OVERHEAD-FIXED RATE | MEWBOURNE OIL COMPANY | 889.09 | 0.006363620 | 5.66 |
| PUMPING | MEWBOURNE OIL COMPANY | 900.00 | 0.006363620 | 5.73 |
| PUMPING | MEWBOURNE OIL COMPANY | 900.00 | 0.006363620 | 5.73 |
| RENTAL SERVICES | KODIAK GAS SERVICES LLC | 3,715.83 | 0.006363620 | 23.65 |
| SALT WATER DISPOSAL | MEWBOURNE OIL COMPANY | 78,011.03 | 0.006363620 | 496.43 |
| WELL SERVICE & REPAIR | 3J TRUCKING LLC | 1,808.45 | 0.006363620 | 11.51 |
| Total Lease Operating Expense Cost | | 91,450.79 | | 581.96 |
| 62916000-30 SUBTOTAL | | 21,439.88 | 136.44 | |
| PROPERTY 62916000 TOTAL | | 52,793.31 | 335.96 | |
| PROPERTY: 62948000 62948000-10 INLAND 26/23 B2PI STATE COM 1H | | | | |
| <u>Intangible Well Cost</u> | | | | |
| EQUIPMENT RENTAL | SPM OIL & GAS PC, LLC | -1,974.96 | 0.100000000 | -197.50 |
| REGULATORY PERMITS & SURVEYS | STATE OF NEW MEXICO | -75.00 | 0.100000000 | -7.50 |
| TRANSPORTATION | TEJAS HOT SHOT SERVICE & | -716.63 | 0.100000000 | -71.66 |
| Total Intangible Well Cost Cost | | -2,766.59 | | -276.66 |
| <u>Tangible Well Cost</u> | | | | |
| CASING (10.1" - 19.0") | SOONER PIPE LLC | 4,857.23 | 0.100000000 | 485.73 |
| CASING (6.1" - 8.0") | SOONER PIPE LLC | 9,517.00 | 0.100000000 | 951.70 |
| CASING (8.1" - 10.0") | SOONER PIPE LLC | 11,483.11 | 0.100000000 | 1,148.31 |
| Total Tangible Well Cost Cost | | 25,857.34 | | 2,585.74 |
| <u>Intangible Well Cost</u> | | | | |
| EQUIPMENT RENTAL | OIL PATCH GROUP INC | 8,611.00 | 0.100000000 | 861.10 |
| EQUIPMENT RENTAL | OIL PATCH GROUP INC | -949.50 | 0.100000000 | -94.95 |
| Total Intangible Well Cost Cost | | 7,661.50 | | 766.15 |

07-01-2021

168

MEWBOURNE OIL COMPANY

Page 18

SIANA OIL & GAS CO, LLC
TOM M RAGSDALE
P O BOX 2246
CONROE, TX 77305

INVOICE NO.: 202106-22975

INVOICE DATE: 6-30-2021

OWNER: 035904-1

BILLING FOR: June 2021

| REFERENCE/DESCRIPTION OF CHARGES | | GROSS CHARGES | WORKING INTEREST | NET CHARGE |
|--|-----------------------------|------------------|---------------------|---------------|
| 62948000-10 SUBTOTAL | | 30,752.25 | 3,075.23 | |
| PROPERTY: 62948000 62948000-20 INLAND 26/23 B2PI STATE COM 1H | | | | |
| <u>Intangible Well Cost</u> | | | | |
| COMPANY SUPERVISION | MEWBOURNE OIL COMPANY | -1,200.00 | 0.100000000 | -120.00 |
| COMPANY SUPERVISION | MEWBOURNE OIL COMPANY | -1,200.00 | 0.100000000 | -120.00 |
| CONTRACT SERVICES & SUPERVISION | SDS PETROLEUM CONSULTAN | -7,174.00 | 0.100000000 | -717.40 |
| DAMAGES | THE MERCHANT LIVESTOCK C | -2,059.55 | 0.100000000 | -205.95 |
| EQUIPMENT RENTAL | L & R WELL SERVICE INC | -927.14 | 0.100000000 | -92.71 |
| EQUIPMENT RENTAL | WEATHERFORD US LP | -487.09 | 0.100000000 | -48.71 |
| EQUIPMENT RENTAL | GARNER PUMP & SUPPLY INC | -448.78 | 0.100000000 | -44.88 |
| EQUIPMENT RENTAL | PRESTIGE EQUIPMENT RENTA | -4,105.12 | 0.100000000 | -410.51 |
| HORIZONTAL DRILLOUT SERVICES | MAN WELDING SERVICE | -3,692.50 | 0.100000000 | -369.25 |
| REGULATORY PERMITS & SURVEYS | STATE OF NEW MEXICO | -75.00 | 0.100000000 | -7.50 |
| STIMULATION RENTALS & OTHER | GAS WELL SERVICES INC | -1,550.17 | 0.100000000 | -155.02 |
| STIMULATION RENTALS & OTHER | GARNER PUMP & SUPPLY INC | -318.25 | 0.100000000 | -31.82 |
| TRANSPORTATION | JW OILFIELD HAULING INC | -1,345.84 | 0.100000000 | -134.59 |
| Total Intangible Well Cost Cost | | -24,583.44 | | -2,458.34 |
| <u>Tangible Well Cost</u> | | | | |
| SUBSURFACE EQUIP. & ARTIFICIAL LIFT SYSTEMS | HUDSON PACKER COMPANY I | -6,967.81 | 0.100000000 | -696.78 |
| SUBSURFACE EQUIP. & ARTIFICIAL LIFT SYSTEMS | FLOWCO PRODUCTION SOLUT | -9,407.96 | 0.100000000 | -940.80 |
| TUBING | MEWBOURNE OIL COMPANY | -1,279.10 | 0.100000000 | -127.91 |
| TUBING | MEWBOURNE OIL COMPANY | 4,880.24 | 0.100000000 | 488.02 |
| TUBING | ENERGY TUBULARS INC | -76,721.06 | 0.100000000 | -7,672.10 |
| TUBING HEAD & UPPER SECTION | MEWBOURNE OIL COMPANY | 14,420.25 | 0.100000000 | 1,442.02 |
| TUBING HEAD & UPPER SECTION | DIVINE WIRELINE SOLUTIONS | -3,026.75 | 0.100000000 | -302.67 |
| Total Tangible Well Cost Cost | | -78,102.19 | | -7,810.22 |
| <u>Equipment Beyond Wellhead</u> | | | | |
| AUTOMATION METERING EQUIPMENT | MEWBOURNE OIL COMPANY | -7,751.16 | 0.100000000 | -775.12 |
| AUTOMATION METERING EQUIPMENT | ATCHAFALAYA MEASUREMEI | -2,531.84 | 0.100000000 | -253.19 |
| AUTOMATION METERING EQUIPMENT | TANKLOGIX LLC | -2,697.48 | 0.100000000 | -269.75 |
| AUTOMATION METERING EQUIPMENT | TANKLOGIX LLC | -442.25 | 0.100000000 | -44.23 |
| ELECTRICAL INSTALLATIONS | INGRAM PROFESSIONAL SERV | -3,231.32 | 0.100000000 | -323.13 |
| FITTINGS / VALVES & ACCESSORIES | T&J VALVE | -3,232.52 | 0.100000000 | -323.25 |
| FITTINGS / VALVES & ACCESSORIES | GARNER PUMP & SUPPLY INC | -889.54 | 0.100000000 | -88.95 |
| FITTINGS / VALVES & ACCESSORIES | KEYSTONE PUMP & SUPPLY LI | -6,930.90 | 0.100000000 | -693.09 |
| LINE PIPE & VALVES - GATHERING | MEWBOURNE OIL COMPANY | -3,511.30 | 0.100000000 | -351.13 |
| LINE PIPE & VALVES - GATHERING | MEWBOURNE OIL COMPANY | -916.50 | 0.100000000 | -91.65 |
| PRODUCTION EQUIP INSTALLATION | TRINITY OILFIELD SERVICES & | -189.90 | 0.100000000 | -18.99 |
| PRODUCTION EQUIP INSTALLATION | TRINITY OILFIELD SERVICES & | -569.70 | 0.100000000 | -56.97 |
| PRODUCTION EQUIP INSTALLATION | TRINITY OILFIELD SERVICES & | -886.20 | 0.100000000 | -88.62 |
| PRODUCTION EQUIP INSTALLATION | TRINITY OILFIELD SERVICES & | -696.30 | 0.100000000 | -69.63 |

07-01-2021

169

MEWBOURNE OIL COMPANY

Page 19

SIANA OIL & GAS CO, LLC
TOM M RAGSDALE
P O BOX 2246
CONROE, TX 77305

INVOICE NO.: 202106-22975

INVOICE DATE: 6-30-2021

OWNER: 035904-1

BILLING FOR: June 2021

| REFERENCE/DESCRIPTION OF CHARGES | | GROSS CHARGES | WORKING INTEREST | NET CHARGE |
|--------------------------------------|-----------------------------|---------------|------------------|------------|
| PRODUCTION EQUIP INSTALLATION | TRINITY OILFIELD SERVICES & | -190.73 | 0.100000000 | -19.08 |
| PRODUCTION EQUIP INSTALLATION | TRINITY OILFIELD SERVICES & | -569.70 | 0.100000000 | -56.97 |
| PRODUCTION EQUIP INSTALLATION | TRINITY OILFIELD SERVICES & | -699.33 | 0.100000000 | -69.93 |
| PRODUCTION EQUIP INSTALLATION | TRINITY OILFIELD SERVICES & | -158.25 | 0.100000000 | -15.82 |
| PRODUCTION EQUIP INSTALLATION | TRINITY OILFIELD SERVICES & | -137.15 | 0.100000000 | -13.71 |
| PRODUCTION EQUIP INSTALLATION | TRINITY OILFIELD SERVICES & | -189.90 | 0.100000000 | -18.99 |
| STORAGE TANKS | PETROSMITH EQUIPMENT LP | -136,512.77 | 0.100000000 | -13,651.28 |
| Total Equipment Beyond Wellhead Cost | | -172,934.74 | | -17,293.48 |

Equipment Beyond Wellhead

| | | | | |
|--------------------------------------|-----------------------------|----------|-------------|--------|
| PRODUCTION EQUIP INSTALLATION | G&A FABRICATION LLC | 3,380.38 | 0.100000000 | 338.04 |
| PRODUCTION EQUIP INSTALLATION | G&A FABRICATION LLC | 2,063.83 | 0.100000000 | 206.38 |
| PRODUCTION EQUIP INSTALLATION | G&A FABRICATION LLC | 1,401.09 | 0.100000000 | 140.11 |
| PRODUCTION EQUIP INSTALLATION | TRINITY OILFIELD SERVICES & | 506.40 | 0.100000000 | 50.64 |
| Total Equipment Beyond Wellhead Cost | | 7,351.70 | | 735.17 |

62948000-20 SUBTOTAL**-268,268.67****-26,826.87****PROPERTY: 62948000 62948000-30 INLAND 26/23 B2PI STATE COM 1H**Lease Operating Expense

| | | | | |
|---|----------------------------|-----------|-------------|---------|
| CHEMICALS-WATER TREATING | EPDI | -2,338.49 | 0.100000000 | -233.85 |
| CHEMICALS-WATER TREATING | EPDI | -636.86 | 0.100000000 | -63.69 |
| COMPANY SUPERVISION | MEWBOURNE OIL COMPANY | -1,200.00 | 0.100000000 | -120.00 |
| COMPANY SUPERVISION | MEWBOURNE OIL COMPANY | -1,200.00 | 0.100000000 | -120.00 |
| COMPANY SUPERVISION | MEWBOURNE OIL COMPANY | -4,200.00 | 0.100000000 | -420.00 |
| COMPANY SUPERVISION | MEWBOURNE OIL COMPANY | -1,200.00 | 0.100000000 | -120.00 |
| COMPANY SUPERVISION | MEWBOURNE OIL COMPANY | -300.00 | 0.100000000 | -30.00 |
| COMPANY SUPERVISION | MEWBOURNE OIL COMPANY | -1,800.00 | 0.100000000 | -180.00 |
| COMPANY SUPERVISION | MEWBOURNE OIL COMPANY | -3,600.00 | 0.100000000 | -360.00 |
| COMPANY SUPERVISION | MEWBOURNE OIL COMPANY | -600.00 | 0.100000000 | -60.00 |
| CONTRACT SUPERVISION | PACE OILFIELD SERVICES INC | -5,561.12 | 0.100000000 | -556.11 |
| CONTRACT SUPERVISION | PACE OILFIELD SERVICES INC | -4,047.32 | 0.100000000 | -404.73 |
| CONTRACT SUPERVISION | PACE OILFIELD SERVICES INC | -4,047.32 | 0.100000000 | -404.73 |
| CONTRACT SUPERVISION | SUNDOWN ENVIRO LLC | -4,687.20 | 0.100000000 | -468.72 |
| CONTRACT SUPERVISION | SUNDOWN ENVIRO LLC | -4,687.20 | 0.100000000 | -468.72 |
| CONTRACT SUPERVISION | GSM OILFIELD SERVICES INC | -1,696.75 | 0.100000000 | -169.67 |
| EMISSIONS CONTROL EQUIPMENT MAINTENANCE | GARNER PUMP & SUPPLY INC | -618.44 | 0.100000000 | -61.84 |
| EMISSIONS CONTROL EQUIPMENT MAINTENANCE | VAPROX LLC | -475.17 | 0.100000000 | -47.52 |
| EMISSIONS CONTROL EQUIPMENT MAINTENANCE | VAPROX LLC | -157.69 | 0.100000000 | -15.77 |
| EMISSIONS CONTROL EQUIPMENT MAINTENANCE | VAPROX LLC | -1,016.98 | 0.100000000 | -101.70 |
| EMISSIONS CONTROL EQUIPMENT MAINTENANCE | AUTOMATED WELLHEAD COM | -79.13 | 0.100000000 | -7.91 |
| LEASE & FACILITY | MEWBOURNE OIL COMPANY | -750.00 | 0.100000000 | -75.00 |
| LEASE & FACILITY | MEWBOURNE OIL COMPANY | -375.00 | 0.100000000 | -37.50 |

07-01-2021

170

MEWBOURNE OIL COMPANY

Page 20

SIANA OIL & GAS CO, LLC
TOM M RAGSDALE
P O BOX 2246
CONROE, TX 77305

INVOICE NO.: 202106-22975

INVOICE DATE: 6-30-2021

OWNER: 035904-1

BILLING FOR: June 2021

| REFERENCE/DESCRIPTION OF CHARGES | | GROSS CHARGES | WORKING INTEREST | NET CHARGE |
|------------------------------------|-----------------------------|---------------|------------------|------------|
| LEASE & FACILITY | MEWBOURNE OIL COMPANY | -375.00 | 0.100000000 | -37.50 |
| LEASE & FACILITY | MEWBOURNE OIL COMPANY | -1,125.00 | 0.100000000 | -112.50 |
| LEASE & FACILITY MAINTENANCE | GARNER PUMP & SUPPLY INC | -237.77 | 0.100000000 | -23.78 |
| LEASE & FACILITY MAINTENANCE | GARNER PUMP & SUPPLY INC | -1,314.86 | 0.100000000 | -131.49 |
| LEASE & FACILITY MAINTENANCE | K&S OILFIELD SUPPLIES LLC | -28.08 | 0.100000000 | -2.81 |
| LEASE & FACILITY MAINTENANCE | TURNCO ENTERPRISES LLC | -200.00 | 0.100000000 | -20.00 |
| LEASE & FACILITY MAINTENANCE | H-M TRUCKING LLC | -647.37 | 0.100000000 | -64.73 |
| LEASE & FACILITY MAINTENANCE | H-M TRUCKING LLC | -517.90 | 0.100000000 | -51.79 |
| MISCELLANEOUS EQUIPMENT RENTAL | PACE OILFIELD SERVICES INC | -756.90 | 0.100000000 | -75.69 |
| MISCELLANEOUS EQUIPMENT RENTAL | PACE OILFIELD SERVICES INC | -3,572.15 | 0.100000000 | -357.21 |
| MISCELLANEOUS EQUIPMENT RENTAL | D&H TRUCKING | -3,436.08 | 0.100000000 | -343.61 |
| OVERHEAD-FIXED RATE | MEWBOURNE OIL COMPANY | -889.09 | 0.100000000 | -88.91 |
| PUMPING | MEWBOURNE OIL COMPANY | -900.00 | 0.100000000 | -90.00 |
| PUMPING | MEWBOURNE OIL COMPANY | -900.00 | 0.100000000 | -90.00 |
| RENTAL SERVICES | GUNS UP SERVICES | -1,476.08 | 0.100000000 | -147.61 |
| RENTAL SERVICES | USA COMPRESSION PARTNERS | -4,747.51 | 0.100000000 | -474.75 |
| RENTAL SERVICES | MESA NATURAL GAS SOLUTIC | -3,390.85 | 0.100000000 | -339.08 |
| SALT WATER DISPOSAL | TRINITY OILFIELD SERVICES & | -800.86 | 0.100000000 | -80.08 |
| SALT WATER DISPOSAL | 3 BEAR DELAWARE OPERATIN | -26,557.42 | 0.100000000 | -2,655.74 |
| SITE RESTORATION & EXCAVATION | SUNDANCE SERVICES WEST IN | -1,110.68 | 0.100000000 | -111.07 |
| WELL SERVICE & REPAIR | STONE OILFIELD SERVICE INC | -1,486.49 | 0.100000000 | -148.65 |
| Total Lease Operating Expense Cost | | -99,744.76 | | -9,974.46 |

Lease Operating Expense

| | | | | |
|---|----------------------------|----------|-------------|--------|
| CHEMICALS-WATER TREATING | EPDI | 776.18 | 0.100000000 | 77.62 |
| CHEMICALS-WATER TREATING | EPDI | 517.45 | 0.100000000 | 51.75 |
| CHEMICALS-WATER TREATING | EPDI | 437.84 | 0.100000000 | 43.78 |
| COMPANY SUPERVISION | MEWBOURNE OIL COMPANY | 1,200.00 | 0.100000000 | 120.00 |
| COMPANY SUPERVISION | MEWBOURNE OIL COMPANY | 1,800.00 | 0.100000000 | 180.00 |
| COMPANY SUPERVISION | MEWBOURNE OIL COMPANY | 600.00 | 0.100000000 | 60.00 |
| CONTRACT SUPERVISION | PACE OILFIELD SERVICES INC | 4,047.32 | 0.100000000 | 404.73 |
| CONTRACT SUPERVISION | PACE OILFIELD SERVICES INC | 4,047.32 | 0.100000000 | 404.73 |
| CONTRACT SUPERVISION | PACE OILFIELD SERVICES INC | 4,047.32 | 0.100000000 | 404.73 |
| CONTRACT SUPERVISION | PACE OILFIELD SERVICES INC | 4,047.32 | 0.100000000 | 404.73 |
| CONTRACT SUPERVISION | PACE OILFIELD SERVICES INC | 2,312.75 | 0.100000000 | 231.27 |
| EMISSIONS CONTROL EQUIPMENT MAINTENANCE | AUTOMATED WELLHEAD COM | 966.79 | 0.100000000 | 96.68 |
| GATHERING/TREATING/DEHYDRATION | ATCHAFALAYA MEASUREMEI | 2,531.84 | 0.100000000 | 253.19 |
| LEASE & FACILITY | MEWBOURNE OIL COMPANY | 725.00 | 0.100000000 | 72.50 |
| LEASE & FACILITY | MEWBOURNE OIL COMPANY | 1,087.50 | 0.100000000 | 108.75 |
| LEASE & FACILITY | MEWBOURNE OIL COMPANY | 725.00 | 0.100000000 | 72.50 |
| LEASE & FACILITY | MEWBOURNE OIL COMPANY | 1,087.50 | 0.100000000 | 108.75 |
| LEASE & FACILITY | MEWBOURNE OIL COMPANY | 725.00 | 0.100000000 | 72.50 |

07-01-2021

171

MEWBOURNE OIL COMPANY

Page 21

SIANA OIL & GAS CO, LLC
TOM M RAGSDALE
P O BOX 2246
CONROE, TX 77305

INVOICE NO.: 202106-22975

INVOICE DATE: 6-30-2021

OWNER: 035904-1

BILLING FOR: June 2021

| REFERENCE/DESCRIPTION OF CHARGES | | GROSS CHARGES | WORKING INTEREST | NET CHARGE |
|------------------------------------|-----------------------------|---------------|------------------|------------|
| LEASE & FACILITY MAINTENANCE | MEWBOURNE OIL COMPANY | 118.95 | 0.100000000 | 11.90 |
| LEASE & FACILITY MAINTENANCE | GARNER PUMP & SUPPLY INC | 361.38 | 0.100000000 | 36.13 |
| LEASE & FACILITY MAINTENANCE | GARNER PUMP & SUPPLY INC | 287.59 | 0.100000000 | 28.77 |
| LEASE & FACILITY MAINTENANCE | GARNER PUMP & SUPPLY INC | 3.75 | 0.100000000 | 0.38 |
| LEASE & FACILITY MAINTENANCE | TURNCO ENTERPRISES LLC | 315.00 | 0.100000000 | 31.50 |
| LEASE & FACILITY MAINTENANCE | TURNCO ENTERPRISES LLC | 600.00 | 0.100000000 | 60.00 |
| LEASE & FACILITY MAINTENANCE | TURNCO ENTERPRISES LLC | 300.00 | 0.100000000 | 30.00 |
| LEASE & FACILITY MAINTENANCE | TURNCO ENTERPRISES LLC | 200.00 | 0.100000000 | 20.00 |
| LEASE & FACILITY MAINTENANCE | TURNCO ENTERPRISES LLC | 420.00 | 0.100000000 | 42.00 |
| LEASE & FACILITY MAINTENANCE | TRINITY OILFIELD SERVICES & | 295.40 | 0.100000000 | 29.54 |
| LEASE & FACILITY MAINTENANCE | TRINITY OILFIELD SERVICES & | 371.88 | 0.100000000 | 37.19 |
| LEASE & FACILITY MAINTENANCE | H-M TRUCKING LLC | 431.58 | 0.100000000 | 43.16 |
| LEASE & FACILITY MAINTENANCE | EP&S LLC | 10.12 | 0.100000000 | 1.01 |
| MISCELLANEOUS EQUIPMENT RENTAL | D&H TRUCKING | 3,325.24 | 0.100000000 | 332.53 |
| MISCELLANEOUS EQUIPMENT RENTAL | D&H TRUCKING | 3,436.08 | 0.100000000 | 343.61 |
| OVERHEAD-FIXED RATE | MEWBOURNE OIL COMPANY | 889.09 | 0.100000000 | 88.91 |
| PUMPING | MEWBOURNE OIL COMPANY | 900.00 | 0.100000000 | 90.00 |
| PUMPING | MEWBOURNE OIL COMPANY | 900.00 | 0.100000000 | 90.00 |
| RENTAL SERVICES | USA COMPRESSION PARTNER: | 4,747.51 | 0.100000000 | 474.75 |
| RENTAL SERVICES | MESA NATURAL GAS Solutio | 3,390.85 | 0.100000000 | 339.08 |
| SALT WATER DISPOSAL | 3J TRUCKING LLC | 682.21 | 0.100000000 | 68.22 |
| SALT WATER DISPOSAL | EXCALIBUR OILFIELD SERVIC | 797.34 | 0.100000000 | 79.73 |
| SALT WATER DISPOSAL | 3 BEAR DELAWARE OPERATIN | 11,637.73 | 0.100000000 | 1,163.77 |
| Total Lease Operating Expense Cost | | 66,103.83 | | 6,610.39 |

62948000-30 SUBTOTAL

-33,640.93

-3,364.07

PROPERTY 62948000 TOTAL

-271,157.35

-27,115.71

62948000PREPAYMENTS

-8,111.71

PROPERTY: 62958000 62958000-20 GAZELLE 22 B3MD FED COM 1H

Equipment Beyond Wellhead

| | | | | |
|--------------------------------------|--------------------------|----------|-------------|--------|
| ELECTRICAL INSTALLATIONS | INGRAM PROFESSIONAL SERV | 1,335.59 | 0.196991940 | 263.09 |
| Total Equipment Beyond Wellhead Cost | | 1,335.59 | | 263.09 |

62958000-20 SUBTOTAL

1,335.59

263.09

PROPERTY: 62958000 62958000-30 GAZELLE 22 B3MD FED COM 1H

Lease Operating Expense

| | | | | |
|--------------------------|---------------------------|--------|-------------|-------|
| AUTOMATION MAINTENANCE | AMERICAN MILLENNIUM COR | 16.06 | 0.196991940 | 3.16 |
| AUTOMATION MAINTENANCE | INGRAM PROFESSIONAL SERV | 339.93 | 0.196991940 | 66.97 |
| AUTOMATION MAINTENANCE | TANKLOGIX LLC | 4.66 | 0.196991940 | 0.92 |
| CHEMICALS-WATER TREATING | CRAIN HOT OIL SERVICE LLC | 142.35 | 0.196991940 | 28.04 |
| CHEMICALS-WATER TREATING | EXCALIBUR OILFIELD SERVIC | 44.54 | 0.196991940 | 8.78 |
| CHEMICALS-WATER TREATING | EPDI | 124.23 | 0.196991940 | 24.47 |

07-01-2021

172

MEWBOURNE OIL COMPANY

Page 22

SIANA OIL & GAS CO, LLC
TOM M RAGSDALE
P O BOX 2246
CONROE, TX 77305

INVOICE NO.: 202106-22975

INVOICE DATE: 6-30-2021

OWNER: 035904-1

BILLING FOR: June 2021

| REFERENCE/DESCRIPTION OF CHARGES | | GROSS CHARGES | WORKING INTEREST | NET CHARGE |
|---|----------------------------|---------------|------------------|------------|
| CHEMICALS-WATER TREATING | EPDI | 124.23 | 0.196991940 | 24.47 |
| CHEMICALS-WATER TREATING | EPDI | 32.21 | 0.196991940 | 6.34 |
| COMPANY SUPERVISION | MEWBOURNE OIL COMPANY | 300.00 | 0.196991940 | 59.10 |
| EMISSIONS CONTROL EQUIPMENT MAINTENANCE | G&A FABRICATION LLC | 885.75 | 0.196991940 | 174.49 |
| EMISSIONS CONTROL EQUIPMENT MAINTENANCE | G&A FABRICATION LLC | 76.19 | 0.196991940 | 15.01 |
| EMISSIONS CONTROL EQUIPMENT MAINTENANCE | G&A FABRICATION LLC | 76.19 | 0.196991940 | 15.01 |
| EMISSIONS CONTROL EQUIPMENT MAINTENANCE | G&A FABRICATION LLC | 577.84 | 0.196991940 | 113.83 |
| EMISSIONS CONTROL EQUIPMENT MAINTENANCE | G&A FABRICATION LLC | 204.85 | 0.196991940 | 40.35 |
| EMISSIONS CONTROL EQUIPMENT MAINTENANCE | G&A FABRICATION LLC | 362.68 | 0.196991940 | 71.44 |
| FUEL/ POWER / ELECTRICAL | XCEL ENERGY | 300.93 | 0.196991940 | 59.28 |
| FUEL/ POWER / ELECTRICAL | PILOT THOMAS LOGISTICS LL | 38.34 | 0.196991940 | 7.55 |
| FUEL/ POWER / ELECTRICAL | PILOT THOMAS LOGISTICS LL | 82.77 | 0.196991940 | 16.31 |
| FUEL/ POWER / ELECTRICAL | PILOT THOMAS LOGISTICS LL | 103.69 | 0.196991940 | 20.43 |
| FUEL/ POWER / ELECTRICAL | PILOT THOMAS LOGISTICS LL | 64.46 | 0.196991940 | 12.70 |
| FUEL/ POWER / ELECTRICAL | PILOT THOMAS LOGISTICS LL | 71.41 | 0.196991940 | 14.06 |
| FUEL/ POWER / ELECTRICAL | PILOT THOMAS LOGISTICS LL | 161.60 | 0.196991940 | 31.84 |
| LEASE & FACILITY | MEWBOURNE OIL COMPANY | 181.25 | 0.196991940 | 35.71 |
| LEASE & FACILITY | MEWBOURNE OIL COMPANY | 362.50 | 0.196991940 | 71.41 |
| LEASE & FACILITY | MEWBOURNE OIL COMPANY | 362.50 | 0.196991940 | 71.41 |
| LEASE & FACILITY MAINTENANCE | MEWBOURNE OIL COMPANY | 118.95 | 0.196991940 | 23.43 |
| LEASE & FACILITY MAINTENANCE | MPS ENTERPRISES INC | 108.95 | 0.196991940 | 21.47 |
| LEASE & FACILITY MAINTENANCE | MPS ENTERPRISES INC | 32.03 | 0.196991940 | 6.32 |
| LEASE & FACILITY MAINTENANCE | TURNCO ENTERPRISES LLC | 11.25 | 0.196991940 | 2.22 |
| LEASE & FACILITY MAINTENANCE | TURNCO ENTERPRISES LLC | 183.75 | 0.196991940 | 36.20 |
| LEASE & FACILITY MAINTENANCE | TURNCO ENTERPRISES LLC | 131.25 | 0.196991940 | 25.85 |
| LEASE & FACILITY MAINTENANCE | TURNCO ENTERPRISES LLC | 157.50 | 0.196991940 | 31.03 |
| LEASE & FACILITY MAINTENANCE | TURNCO ENTERPRISES LLC | 175.00 | 0.196991940 | 34.47 |
| LEASE & FACILITY MAINTENANCE | TURNCO ENTERPRISES LLC | 125.00 | 0.196991940 | 24.62 |
| LEASE & FACILITY MAINTENANCE | TURNCO ENTERPRISES LLC | 125.00 | 0.196991940 | 24.62 |
| LEASE & FACILITY MAINTENANCE | EP&S LLC | 47.85 | 0.196991940 | 9.42 |
| LEASE & FACILITY MAINTENANCE | EP&S LLC | 35.91 | 0.196991940 | 7.07 |
| LEASE & FACILITY MAINTENANCE | EP&S LLC | 43.34 | 0.196991940 | 8.54 |
| LEASE & FACILITY MAINTENANCE | TNT SPECIALTIES DBA TNT OI | 6.25 | 0.196991940 | 1.23 |
| MISCELLANEOUS EQUIPMENT RENTAL | MEWBOURNE OIL COMPANY | 243.04 | 0.196991940 | 47.88 |
| OVERHEAD-FIXED RATE | MEWBOURNE OIL COMPANY | 889.09 | 0.196991940 | 175.14 |
| PRIME MOVER / PUMP MAINTENANCE | HR COMPRESSION & SERVICE | 59.68 | 0.196991940 | 11.76 |
| PRIME MOVER / PUMP MAINTENANCE | HR COMPRESSION & SERVICE | 841.22 | 0.196991940 | 165.71 |
| PUMPING | MEWBOURNE OIL COMPANY | 900.00 | 0.196991940 | 177.30 |
| PUMPING | MEWBOURNE OIL COMPANY | 450.00 | 0.196991940 | 88.65 |
| RENTAL SERVICES | PRESTIGE EQUIPMENT RENTA | 306.64 | 0.196991940 | 60.40 |
| RENTAL SERVICES | PRESTIGE EQUIPMENT RENTA | 316.82 | 0.196991940 | 62.41 |
| RENTAL SERVICES | KODIAK GAS SERVICES LLC | 4,917.51 | 0.196991940 | 968.71 |

07-01-2021

173

MEWBOURNE OIL COMPANY

Page 23

SIANA OIL & GAS CO, LLC
TOM M RAGSDALE
P O BOX 2246
CONROE, TX 77305

INVOICE NO.: 202106-22975

INVOICE DATE: 6-30-2021

OWNER: 035904-1

BILLING FOR: June 2021

| REFERENCE/DESCRIPTION OF CHARGES | | GROSS CHARGES | WORKING INTEREST | NET CHARGE |
|------------------------------------|---------------------------|---------------|------------------|------------|
| SALT WATER DISPOSAL | OWL SWD OPERATING LLC | 2,505.93 | 0.196991940 | 493.64 |
| SALT WATER DISPOSAL | OWL SWD OPERATING LLC | 4,881.40 | 0.196991940 | 961.60 |
| SALT WATER DISPOSAL | OWL SWD OPERATING LLC | 1,387.03 | 0.196991940 | 273.23 |
| SALT WATER DISPOSAL | NGL WATER SOLUTIONS PERM | 3,782.18 | 0.196991940 | 745.05 |
| SALT WATER DISPOSAL | LIMESTONE BASIN PROPERTIE | 86.57 | 0.196991940 | 17.05 |
| Total Lease Operating Expense Cost | | 27,910.30 | | 5,498.10 |

62958000-30 SUBTOTAL

27,910.30

5,498.10

PROPERTY 62958000 TOTAL

29,245.89

5,761.19

PROPERTY: 72076000 72076000-20 INLAND 26/23 B2OJ STATE COM 1H

Intangible Well Cost

| | | | | |
|---------------------------------|---------------------------|-----------|-------------|----------|
| COMPLETION / WORKOVER RIG | L & R WELL SERVICE INC | 4,974.74 | 0.100000000 | 497.47 |
| EQUIPMENT RENTAL | WEATHERFORD US LP | 925.72 | 0.100000000 | 92.57 |
| EQUIPMENT RENTAL | DIVINE ENERGY SERVICES LL | 1,946.66 | 0.100000000 | 194.67 |
| EQUIPMENT RENTAL | DIVINE ENERGY SERVICES LL | 90.79 | 0.100000000 | 9.08 |
| EQUIPMENT RENTAL | DIVINE ENERGY SERVICES LL | 1,557.33 | 0.100000000 | 155.73 |
| MISC. AIR & PUMPING SERVICES | L & E SERVICES LLC | 2,405.25 | 0.100000000 | 240.53 |
| Total Intangible Well Cost Cost | | 11,900.49 | | 1,190.05 |

Tangible Well Cost

| | | | | |
|---|---------------------------|------------|-------------|-----------|
| SUBSURFACE EQUIP. & ARTIFICIAL LIFT SYSTEMS | HUDSON PACKER COMPANY I | 6,963.75 | 0.100000000 | 696.38 |
| SUBSURFACE EQUIP. & ARTIFICIAL LIFT SYSTEMS | FLOWCO PRODUCTION SOLUT | 9,368.40 | 0.100000000 | 936.84 |
| TUBING | PETROSMITH EQUIPMENT LP | 98,473.25 | 0.100000000 | 9,847.33 |
| TUBING HEAD & UPPER SECTION | MEWBOURNE OIL COMPANY | -14,420.25 | 0.100000000 | -1,442.03 |
| TUBING HEAD & UPPER SECTION | DIVINE WIRELINE SOLUTIONS | 1,533.19 | 0.100000000 | 153.32 |
| Total Tangible Well Cost Cost | | 101,918.34 | | 10,191.84 |

Equipment Beyond Wellhead

| | | | | |
|--------------------------------------|--------------------------|-----------|-------------|----------|
| AUTOMATION METERING EQUIPMENT | COHERENT TECHNOLOGIES IN | 5,023.90 | 0.100000000 | 502.39 |
| PRODUCTION EQUIP INSTALLATION | G&A FABRICATION LLC | 3,380.39 | 0.100000000 | 338.04 |
| PRODUCTION EQUIP INSTALLATION | G&A FABRICATION LLC | 2,063.83 | 0.100000000 | 206.38 |
| PRODUCTION EQUIP INSTALLATION | G&A FABRICATION LLC | 1,401.10 | 0.100000000 | 140.11 |
| Total Equipment Beyond Wellhead Cost | | 11,869.22 | | 1,186.92 |

72076000-20 SUBTOTAL

125,688.05

12,568.81

PROPERTY: 72076000 72076000-30 INLAND 26/23 B2OJ STATE COM 1H

Lease Operating Expense

| | | | | |
|--------------------------|-----------------------|----------|-------------|--------|
| CHEMICALS-WATER TREATING | EPDI | 655.16 | 0.100000000 | 65.52 |
| CHEMICALS-WATER TREATING | EPDI | 436.78 | 0.100000000 | 43.68 |
| CHEMICALS-WATER TREATING | EPDI | 369.58 | 0.100000000 | 36.96 |
| COMPANY SUPERVISION | MEWBOURNE OIL COMPANY | 1,200.00 | 0.100000000 | 120.00 |
| COMPANY SUPERVISION | MEWBOURNE OIL COMPANY | 1,800.00 | 0.100000000 | 180.00 |
| COMPANY SUPERVISION | MEWBOURNE OIL COMPANY | 600.00 | 0.100000000 | 60.00 |
| COMPANY SUPERVISION | MEWBOURNE OIL COMPANY | 1,200.00 | 0.100000000 | 120.00 |

07-01-2021

174

MEWBOURNE OIL COMPANY

Page 24

SIANA OIL & GAS CO, LLC
TOM M RAGSDALE
P O BOX 2246
CONROE, TX 77305

INVOICE NO.: 202106-22975

INVOICE DATE: 6-30-2021

OWNER: 035904-1

BILLING FOR: June 2021

| REFERENCE/DESCRIPTION OF CHARGES | | GROSS CHARGES | WORKING INTEREST | NET CHARGE |
|---|----------------------------|---------------|------------------|------------|
| CONTRACT SUPERVISION | PACE OILFIELD SERVICES INC | 3,532.20 | 0.100000000 | 353.22 |
| CONTRACT SUPERVISION | PACE OILFIELD SERVICES INC | 3,532.20 | 0.100000000 | 353.22 |
| CONTRACT SUPERVISION | PACE OILFIELD SERVICES INC | 3,532.20 | 0.100000000 | 353.22 |
| CONTRACT SUPERVISION | PACE OILFIELD SERVICES INC | 3,532.20 | 0.100000000 | 353.22 |
| CONTRACT SUPERVISION | PACE OILFIELD SERVICES INC | 2,018.40 | 0.100000000 | 201.84 |
| EMISSIONS CONTROL EQUIPMENT MAINTENANCE | AUTOMATED WELLHEAD COM | 966.77 | 0.100000000 | 96.68 |
| LEASE & FACILITY | MEWBOURNE OIL COMPANY | 1,087.50 | 0.100000000 | 108.75 |
| LEASE & FACILITY | MEWBOURNE OIL COMPANY | 362.50 | 0.100000000 | 36.25 |
| LEASE & FACILITY | MEWBOURNE OIL COMPANY | 1,087.50 | 0.100000000 | 108.75 |
| LEASE & FACILITY | MEWBOURNE OIL COMPANY | 362.50 | 0.100000000 | 36.25 |
| LEASE & FACILITY MAINTENANCE | MEWBOURNE OIL COMPANY | 118.95 | 0.100000000 | 11.90 |
| LEASE & FACILITY MAINTENANCE | GARNER PUMP & SUPPLY INC | 361.39 | 0.100000000 | 36.13 |
| LEASE & FACILITY MAINTENANCE | GARNER PUMP & SUPPLY INC | 287.61 | 0.100000000 | 28.77 |
| LEASE & FACILITY MAINTENANCE | GARNER PUMP & SUPPLY INC | 3.74 | 0.100000000 | 0.38 |
| LEASE & FACILITY MAINTENANCE | K&S OILFIELD SUPPLIES LLC | 344.78 | 0.100000000 | 34.48 |
| LEASE & FACILITY MAINTENANCE | TURNCO ENTERPRISES LLC | 315.00 | 0.100000000 | 31.50 |
| LEASE & FACILITY MAINTENANCE | TURNCO ENTERPRISES LLC | 600.00 | 0.100000000 | 60.00 |
| LEASE & FACILITY MAINTENANCE | TURNCO ENTERPRISES LLC | 200.00 | 0.100000000 | 20.00 |
| LEASE & FACILITY MAINTENANCE | TURNCO ENTERPRISES LLC | 420.00 | 0.100000000 | 42.00 |
| LEASE & FACILITY MAINTENANCE | EP&S LLC | 10.13 | 0.100000000 | 1.01 |
| MISCELLANEOUS EQUIPMENT RENTAL | D&H TRUCKING | 3,325.26 | 0.100000000 | 332.53 |
| MISCELLANEOUS EQUIPMENT RENTAL | D&H TRUCKING | 3,436.09 | 0.100000000 | 343.61 |
| OVERHEAD-FIXED RATE | MEWBOURNE OIL COMPANY | 889.09 | 0.100000000 | 88.91 |
| PUMPING | MEWBOURNE OIL COMPANY | 900.00 | 0.100000000 | 90.00 |
| PUMPING | MEWBOURNE OIL COMPANY | 900.00 | 0.100000000 | 90.00 |
| RENTAL SERVICES | USA COMPRESSION PARTNER | 4,747.51 | 0.100000000 | 474.75 |
| RENTAL SERVICES | MESA NATURAL GAS Soluti | 3,390.84 | 0.100000000 | 339.08 |
| SALT WATER DISPOSAL | 3J TRUCKING LLC | 682.20 | 0.100000000 | 68.22 |
| SALT WATER DISPOSAL | EXCALIBUR OILFIELD SERVIC | 797.33 | 0.100000000 | 79.73 |
| SALT WATER DISPOSAL | 3 BEAR DELAWARE OPERATIN | 22,592.56 | 0.100000000 | 2,259.26 |
| Total Lease Operating Expense Cost | | 70,597.97 | | 7,059.82 |

72076000-30 SUBTOTAL

70,597.97

7,059.82

PROPERTY 72076000 TOTAL

196,286.02

19,628.63

72076000PREPAYMENTS

-19,628.63

PROPERTY: 72185000 72185000-10 CREEDENCE 21/16 W0FC ST COM 4H

Intangible Well Cost

| | | | | |
|---------------------------------|-----------------|----------|-------------|-------|
| WELL / LEASE LEGAL | ROD J MACDONALD | 1,775.00 | 0.006363620 | 11.30 |
| Total Intangible Well Cost Cost | | 1,775.00 | | 11.30 |

72185000-10 SUBTOTAL

1,775.00

11.30

PROPERTY: 72185000 72185000-30 CREEDENCE 21/16 W0FC ST COM 4H

07-01-2021

175

MEWBOURNE OIL COMPANY

Page 25

SIANA OIL & GAS CO, LLC
TOM M RAGSDALE
P O BOX 2246
CONROE, TX 77305

INVOICE NO.: 202106-22975

INVOICE DATE: 6-30-2021

OWNER: 035904-1

BILLING FOR: June 2021

| REFERENCE/DESCRIPTION OF CHARGES | | GROSS CHARGES | WORKING INTEREST | NET CHARGE |
|---|---------------------------|------------------|---------------------|---------------|
| <u>Lease Operating Expense</u> | | | | |
| AUTOMATION MAINTENANCE | TANKLOGIX LLC | 82.20 | 0.006363620 | 0.52 |
| CHEMICALS-CORROSION TREATING | IMPERATIVE CHEMICAL PART | 625.00 | 0.006363620 | 3.98 |
| CHEMICALS-WATER TREATING | EPDI | 2,722.03 | 0.006363620 | 17.32 |
| CHEMICALS-WATER TREATING | EPDI | 2,607.97 | 0.006363620 | 16.60 |
| COMPANY SUPERVISION | MEWBOURNE OIL COMPANY | 300.00 | 0.006363620 | 1.91 |
| COMPANY SUPERVISION | MEWBOURNE OIL COMPANY | 900.00 | 0.006363620 | 5.73 |
| COMPANY SUPERVISION | MEWBOURNE OIL COMPANY | 600.00 | 0.006363620 | 3.82 |
| CONTRACT SUPERVISION | TURNCO ENTERPRISES LLC | 66.25 | 0.006363620 | 0.42 |
| CONTRACT SUPERVISION | TURNCO ENTERPRISES LLC | 66.25 | 0.006363620 | 0.42 |
| CONTRACT SUPERVISION | TURNCO ENTERPRISES LLC | 66.25 | 0.006363620 | 0.42 |
| CONTRACT SUPERVISION | TURNCO ENTERPRISES LLC | 66.25 | 0.006363620 | 0.42 |
| CONTRACT SUPERVISION | TURNCO ENTERPRISES LLC | 168.75 | 0.006363620 | 1.07 |
| CONTRACT SUPERVISION | TURNCO ENTERPRISES LLC | 1,685.25 | 0.006363620 | 10.72 |
| CONTRACT SUPERVISION | TURNCO ENTERPRISES LLC | 168.75 | 0.006363620 | 1.07 |
| CONTRACT SUPERVISION | TURNCO ENTERPRISES LLC | 1,601.25 | 0.006363620 | 10.19 |
| CONTRACT SUPERVISION | TURNCO ENTERPRISES LLC | 114.38 | 0.006363620 | 0.73 |
| CONTRACT SUPERVISION | TURNCO ENTERPRISES LLC | 228.75 | 0.006363620 | 1.46 |
| CONTRACT SUPERVISION | TURNCO ENTERPRISES LLC | 337.50 | 0.006363620 | 2.15 |
| CONTRACT SUPERVISION | TURNCO ENTERPRISES LLC | 1,601.25 | 0.006363620 | 10.19 |
| CONTRACT SUPERVISION | TURNCO ENTERPRISES LLC | 1,038.75 | 0.006363620 | 6.61 |
| CONTRACT SUPERVISION | TURNCO ENTERPRISES LLC | 228.75 | 0.006363620 | 1.46 |
| CONTRACT SUPERVISION | TURNCO ENTERPRISES LLC | 1,601.25 | 0.006363620 | 10.19 |
| CONTRACT SUPERVISION | TURNCO ENTERPRISES LLC | 66.25 | 0.006363620 | 0.42 |
| CONTRACT SUPERVISION | TURNCO ENTERPRISES LLC | 66.25 | 0.006363620 | 0.42 |
| CONTRACT SUPERVISION | TURNCO ENTERPRISES LLC | 1,601.25 | 0.006363620 | 10.19 |
| CONTRACT SUPERVISION | TURNCO ENTERPRISES LLC | 1,601.25 | 0.006363620 | 10.19 |
| CONTRACT SUPERVISION | TURNCO ENTERPRISES LLC | 800.63 | 0.006363620 | 5.10 |
| CONTRACT SUPERVISION | TURNCO ENTERPRISES LLC | 800.63 | 0.006363620 | 5.10 |
| CONTRACT SUPERVISION | D&H TRUCKING | 161.82 | 0.006363620 | 1.03 |
| EMISSIONS CONTROL EQUIPMENT MAINTENANCE | STANDARD OIL FIELD SUPPLY | 1.13 | 0.006363620 | 0.01 |
| EMISSIONS CONTROL EQUIPMENT MAINTENANCE | VAPROX LLC | 125.83 | 0.006363620 | 0.80 |
| EMISSIONS CONTROL EQUIPMENT MAINTENANCE | AUTOMATED WELLHEAD COM | 44.51 | 0.006363620 | 0.28 |
| EMISSIONS CONTROL EQUIPMENT MAINTENANCE | AUTOMATED WELLHEAD COM | 117.73 | 0.006363620 | 0.75 |
| EMISSIONS CONTROL EQUIPMENT MAINTENANCE | AUTOMATED WELLHEAD COM | 308.61 | 0.006363620 | 1.96 |
| EMISSIONS CONTROL EQUIPMENT MAINTENANCE | AUTOMATED WELLHEAD COM | 310.08 | 0.006363620 | 1.97 |
| FUEL/ POWER / ELECTRICAL | XCEL ENERGY | 4,459.67 | 0.006363620 | 28.38 |
| GATHERING/TREATING/DEHYDRATION | GAS WELL SERVICES INC | 143.94 | 0.006363620 | 0.92 |
| GATHERING/TREATING/DEHYDRATION | MEWBOURNE OIL COMPANY-I | 38.01 | 0.006363620 | 0.24 |
| LEASE & FACILITY | MEWBOURNE OIL COMPANY | 239.25 | 0.006363620 | 1.52 |
| LEASE & FACILITY MAINTENANCE | MEWBOURNE OIL COMPANY | 118.95 | 0.006363620 | 0.76 |
| LEASE & FACILITY MAINTENANCE | STANDARD OIL FIELD SUPPLY | 503.49 | 0.006363620 | 3.20 |

07-01-2021

176

MEWBOURNE OIL COMPANY

Page 26

SIANA OIL & GAS CO, LLC
TOM M RAGSDALE
P O BOX 2246
CONROE, TX 77305

INVOICE NO.: 202106-22975

INVOICE DATE: 6-30-2021

OWNER: 035904-1

BILLING FOR: June 2021

| REFERENCE/DESCRIPTION OF CHARGES | | GROSS CHARGES | WORKING INTEREST | NET CHARGE |
|------------------------------------|----------------------------|---------------|------------------|------------|
| LEASE & FACILITY MAINTENANCE | JADE CONSTRUCTION LLC | 115.04 | 0.006363620 | 0.73 |
| LEASE & FACILITY MAINTENANCE | JADE CONSTRUCTION LLC | 69.54 | 0.006363620 | 0.44 |
| LEASE & FACILITY MAINTENANCE | JADE CONSTRUCTION LLC | 83.44 | 0.006363620 | 0.53 |
| LEASE & FACILITY MAINTENANCE | TURNCO ENTERPRISES LLC | 50.00 | 0.006363620 | 0.32 |
| LEASE & FACILITY MAINTENANCE | TURNCO ENTERPRISES LLC | 200.00 | 0.006363620 | 1.27 |
| LEASE & FACILITY MAINTENANCE | SARGE TRUCKING SERVICES, : | 56.51 | 0.006363620 | 0.36 |
| LEASE & FACILITY MAINTENANCE | SARGE TRUCKING SERVICES, : | 56.51 | 0.006363620 | 0.36 |
| OVERHEAD-FIXED RATE | MEWBOURNE OIL COMPANY | 807.20 | 0.006363620 | 5.14 |
| PUMPING | MEWBOURNE OIL COMPANY | 900.00 | 0.006363620 | 5.73 |
| PUMPING | MEWBOURNE OIL COMPANY | 900.00 | 0.006363620 | 5.73 |
| RENTAL SERVICES | KODIAK GAS SERVICES LLC | 3,715.83 | 0.006363620 | 23.65 |
| SALT WATER DISPOSAL | MEWBOURNE OIL COMPANY | 76,696.86 | 0.006363620 | 488.07 |
| Total Lease Operating Expense Cost | | 112,037.04 | | 712.97 |

72185000-30 SUBTOTAL

112,037.04

712.97

PROPERTY 72185000 TOTAL

113,812.04

724.27

72185000PREPAYMENTS

-724.27

PROPERTY: 72186000 72186000-10 CREEDENCE 21/16 W1FC ST COM 3H

Intangible Well Cost

| | | | | |
|---------------------------------|-----------------|----------|-------------|-------|
| WELL / LEASE LEGAL | ROD J MACDONALD | 1,775.00 | 0.006363620 | 11.30 |
| Total Intangible Well Cost Cost | | 1,775.00 | | 11.30 |

72186000-10 SUBTOTAL

1,775.00

11.30

PROPERTY: 72186000 72186000-30 CREEDENCE 21/16 W1FC ST COM 3H

Lease Operating Expense

| | | | | |
|------------------------------|--------------------------|----------|-------------|-------|
| AUTOMATION MAINTENANCE | TANKLOGIX LLC | 82.20 | 0.006363620 | 0.52 |
| CHEMICALS-CORROSION TREATING | IMPERATIVE CHEMICAL PART | 625.04 | 0.006363620 | 3.98 |
| CHEMICALS-WATER TREATING | EPDI | 2,722.01 | 0.006363620 | 17.32 |
| CHEMICALS-WATER TREATING | EPDI | 2,607.95 | 0.006363620 | 16.60 |
| COMPANY SUPERVISION | MEWBOURNE OIL COMPANY | 300.00 | 0.006363620 | 1.91 |
| COMPANY SUPERVISION | MEWBOURNE OIL COMPANY | 900.00 | 0.006363620 | 5.73 |
| COMPANY SUPERVISION | MEWBOURNE OIL COMPANY | 1,200.00 | 0.006363620 | 7.64 |
| CONTRACT SUPERVISION | TURNCO ENTERPRISES LLC | 66.25 | 0.006363620 | 0.42 |
| CONTRACT SUPERVISION | TURNCO ENTERPRISES LLC | 66.25 | 0.006363620 | 0.42 |
| CONTRACT SUPERVISION | TURNCO ENTERPRISES LLC | 66.25 | 0.006363620 | 0.42 |
| CONTRACT SUPERVISION | TURNCO ENTERPRISES LLC | 66.25 | 0.006363620 | 0.42 |
| CONTRACT SUPERVISION | TURNCO ENTERPRISES LLC | 168.75 | 0.006363620 | 1.07 |
| CONTRACT SUPERVISION | TURNCO ENTERPRISES LLC | 1,685.25 | 0.006363620 | 10.72 |
| CONTRACT SUPERVISION | TURNCO ENTERPRISES LLC | 168.75 | 0.006363620 | 1.07 |
| CONTRACT SUPERVISION | TURNCO ENTERPRISES LLC | 1,601.25 | 0.006363620 | 10.19 |
| CONTRACT SUPERVISION | TURNCO ENTERPRISES LLC | 114.37 | 0.006363620 | 0.73 |
| CONTRACT SUPERVISION | TURNCO ENTERPRISES LLC | 228.75 | 0.006363620 | 1.46 |

07-01-2021

177

MEWBOURNE OIL COMPANY

Page 27

SIANA OIL & GAS CO, LLC
TOM M RAGSDALE
P O BOX 2246
CONROE, TX 77305

INVOICE NO.: 202106-22975

INVOICE DATE: 6-30-2021

OWNER: 035904-1

BILLING FOR: June 2021

| REFERENCE/DESCRIPTION OF CHARGES | | GROSS CHARGES | WORKING INTEREST | NET CHARGE |
|---|----------------------------|------------------|---------------------|---------------|
| CONTRACT SUPERVISION | TURNCO ENTERPRISES LLC | 337.50 | 0.006363620 | 2.15 |
| CONTRACT SUPERVISION | TURNCO ENTERPRISES LLC | 1,601.25 | 0.006363620 | 10.19 |
| CONTRACT SUPERVISION | TURNCO ENTERPRISES LLC | 1,038.75 | 0.006363620 | 6.61 |
| CONTRACT SUPERVISION | TURNCO ENTERPRISES LLC | 228.75 | 0.006363620 | 1.46 |
| CONTRACT SUPERVISION | TURNCO ENTERPRISES LLC | 1,601.25 | 0.006363620 | 10.19 |
| CONTRACT SUPERVISION | TURNCO ENTERPRISES LLC | 66.25 | 0.006363620 | 0.42 |
| CONTRACT SUPERVISION | TURNCO ENTERPRISES LLC | 66.25 | 0.006363620 | 0.42 |
| CONTRACT SUPERVISION | TURNCO ENTERPRISES LLC | 1,601.25 | 0.006363620 | 10.19 |
| CONTRACT SUPERVISION | TURNCO ENTERPRISES LLC | 1,601.25 | 0.006363620 | 10.19 |
| CONTRACT SUPERVISION | TURNCO ENTERPRISES LLC | 800.62 | 0.006363620 | 5.09 |
| CONTRACT SUPERVISION | TURNCO ENTERPRISES LLC | 800.62 | 0.006363620 | 5.09 |
| CONTRACT SUPERVISION | D&H TRUCKING | 161.81 | 0.006363620 | 1.03 |
| EMISSIONS CONTROL EQUIPMENT MAINTENANCE | STANDARD OIL FIELD SUPPLY | 1.12 | 0.006363620 | 0.01 |
| EMISSIONS CONTROL EQUIPMENT MAINTENANCE | VAPROX LLC | 125.82 | 0.006363620 | 0.80 |
| EMISSIONS CONTROL EQUIPMENT MAINTENANCE | AUTOMATED WELLHEAD COM | 44.49 | 0.006363620 | 0.28 |
| EMISSIONS CONTROL EQUIPMENT MAINTENANCE | AUTOMATED WELLHEAD COM | 117.71 | 0.006363620 | 0.75 |
| EMISSIONS CONTROL EQUIPMENT MAINTENANCE | AUTOMATED WELLHEAD COM | 308.60 | 0.006363620 | 1.96 |
| EMISSIONS CONTROL EQUIPMENT MAINTENANCE | AUTOMATED WELLHEAD COM | 310.00 | 0.006363620 | 1.97 |
| FUEL/ POWER / ELECTRICAL | XCEL ENERGY | 4,080.27 | 0.006363620 | 25.97 |
| GATHERING/TREATING/DEHYDRATION | GAS WELL SERVICES INC | 143.94 | 0.006363620 | 0.92 |
| GATHERING/TREATING/DEHYDRATION | MEWBOURNE OIL COMPANY-I | 38.01 | 0.006363620 | 0.24 |
| LEASE & FACILITY | MEWBOURNE OIL COMPANY | 181.25 | 0.006363620 | 1.15 |
| LEASE & FACILITY | MEWBOURNE OIL COMPANY | 239.25 | 0.006363620 | 1.52 |
| LEASE & FACILITY MAINTENANCE | MEWBOURNE OIL COMPANY | 118.95 | 0.006363620 | 0.76 |
| LEASE & FACILITY MAINTENANCE | STANDARD OIL FIELD SUPPLY | 503.47 | 0.006363620 | 3.20 |
| LEASE & FACILITY MAINTENANCE | JADE CONSTRUCTION LLC | 115.02 | 0.006363620 | 0.73 |
| LEASE & FACILITY MAINTENANCE | JADE CONSTRUCTION LLC | 69.53 | 0.006363620 | 0.44 |
| LEASE & FACILITY MAINTENANCE | JADE CONSTRUCTION LLC | 83.44 | 0.006363620 | 0.53 |
| LEASE & FACILITY MAINTENANCE | TURNCO ENTERPRISES LLC | 50.00 | 0.006363620 | 0.32 |
| LEASE & FACILITY MAINTENANCE | SARGE TRUCKING SERVICES, I | 56.51 | 0.006363620 | 0.36 |
| LEASE & FACILITY MAINTENANCE | SARGE TRUCKING SERVICES, I | 56.51 | 0.006363620 | 0.36 |
| OVERHEAD-FIXED RATE | MEWBOURNE OIL COMPANY | 807.20 | 0.006363620 | 5.14 |
| PUMPING | MEWBOURNE OIL COMPANY | 900.00 | 0.006363620 | 5.73 |
| PUMPING | MEWBOURNE OIL COMPANY | 900.00 | 0.006363620 | 5.73 |
| RENTAL SERVICES | KODIAK GAS SERVICES LLC | 3,715.82 | 0.006363620 | 23.65 |
| SALT WATER DISPOSAL | MEWBOURNE OIL COMPANY | 64,658.11 | 0.006363620 | 411.46 |
| Total Lease Operating Expense Cost | | 100,199.89 | | 637.63 |
| 72186000-30 SUBTOTAL | | 100,199.89 | 637.63 | |
| PROPERTY 72186000 TOTAL | | 101,974.89 | 648.93 | |
| 72186000PREPAYMENTS | | | | -648.93 |
| PROPERTY: 72310000 72310000-20 IBEX 15/10 B1PA FED COM 2H | | | | |

07-01-2021

178

MEWBOURNE OIL COMPANY

Page 28

SIANA OIL & GAS CO, LLC
TOM M RAGSDALE
P O BOX 2246
CONROE, TX 77305

INVOICE NO.: 202106-22975

INVOICE DATE: 6-30-2021

OWNER: 035904-1

BILLING FOR: June 2021

| REFERENCE/DESCRIPTION OF CHARGES | | GROSS CHARGES | WORKING INTEREST | NET CHARGE |
|--|---------------------------|------------------|---------------------|---------------|
| <u>Tangible Well Cost</u> | | | | |
| TUBING HEAD & UPPER SECTION | MEWBOURNE OIL COMPANY | -14,420.25 | 0.000539020 | -7.77 |
| Total Tangible Well Cost Cost | | -14,420.25 | | -7.77 |
| <u>Equipment Beyond Wellhead</u> | | | | |
| AUTOMATION METERING EQUIPMENT | MEWBOURNE OIL COMPANY | 952.16 | 0.000539020 | 0.51 |
| ELECTRICAL INSTALLATIONS | INGRAM PROFESSIONAL SERV | 9,667.13 | 0.000539020 | 5.21 |
| Total Equipment Beyond Wellhead Cost | | 10,619.29 | | 5.72 |
| 72310000-20 SUBTOTAL | | -3,800.96 | -2.05 | |
| PROPERTY: 72310000 72310000-30 IBEX 15/10 B1PA FED COM 2H | | | | |
| <u>Lease Operating Expense</u> | | | | |
| AUTOMATION MAINTENANCE | INGRAM PROFESSIONAL SERV | 339.92 | 0.000539020 | 0.18 |
| AUTOMATION MAINTENANCE | TANKLOGIX LLC | 4.66 | 0.000539020 | 0.00 |
| AUTOMATION MAINTENANCE | TANKLOGIX LLC | 1,692.32 | 0.000539020 | 0.91 |
| AUTOMATION MAINTENANCE | TANKLOGIX LLC | 1,515.98 | 0.000539020 | 0.82 |
| AUTOMATION MAINTENANCE | TANKLOGIX LLC | 585.87 | 0.000539020 | 0.31 |
| CHEMICALS-WATER TREATING | CRAIN HOT OIL SERVICE LLC | 142.23 | 0.000539020 | 0.08 |
| CHEMICALS-WATER TREATING | EXCALIBUR OILFIELD SERVIC | 435.64 | 0.000539020 | 0.23 |
| CHEMICALS-WATER TREATING | EPDI | 1,215.11 | 0.000539020 | 0.65 |
| CHEMICALS-WATER TREATING | EPDI | 1,215.11 | 0.000539020 | 0.65 |
| CHEMICALS-WATER TREATING | EPDI | 315.02 | 0.000539020 | 0.17 |
| CONTRACT SUPERVISION | SUNDOWN ENVIRO LLC | 2,642.50 | 0.000539020 | 1.42 |
| CONTRACT SUPERVISION | SUNDOWN ENVIRO LLC | 2,642.50 | 0.000539020 | 1.42 |
| EMISSIONS CONTROL EQUIPMENT MAINTENANCE | GARNER PUMP & SUPPLY INC | 171.47 | 0.000539020 | 0.10 |
| EMISSIONS CONTROL EQUIPMENT MAINTENANCE | AUTOMATED WELLHEAD COM | 115.52 | 0.000539020 | 0.06 |
| FUEL/ POWER / ELECTRICAL | XCEL ENERGY | 2,271.56 | 0.000539020 | 1.22 |
| FUEL/ POWER / ELECTRICAL | PILOT THOMAS LOGISTICS LL | 277.41 | 0.000539020 | 0.15 |
| FUEL/ POWER / ELECTRICAL | PILOT THOMAS LOGISTICS LL | 82.77 | 0.000539020 | 0.04 |
| FUEL/ POWER / ELECTRICAL | PILOT THOMAS LOGISTICS LL | 103.69 | 0.000539020 | 0.06 |
| FUEL/ POWER / ELECTRICAL | PILOT THOMAS LOGISTICS LL | 466.53 | 0.000539020 | 0.25 |
| FUEL/ POWER / ELECTRICAL | PILOT THOMAS LOGISTICS LL | 516.79 | 0.000539020 | 0.28 |
| FUEL/ POWER / ELECTRICAL | PILOT THOMAS LOGISTICS LL | 161.60 | 0.000539020 | 0.09 |
| GATHERING/TREATING/DEHYDRATION | LEGACY SAFETY AND CONSU | 102.87 | 0.000539020 | 0.06 |
| LEASE & FACILITY | MEWBOURNE OIL COMPANY | 725.00 | 0.000539020 | 0.39 |
| LEASE & FACILITY | MEWBOURNE OIL COMPANY | 362.50 | 0.000539020 | 0.20 |
| LEASE & FACILITY MAINTENANCE | MEWBOURNE OIL COMPANY | 118.95 | 0.000539020 | 0.06 |
| LEASE & FACILITY MAINTENANCE | GARNER PUMP & SUPPLY INC | 287.59 | 0.000539020 | 0.16 |
| LEASE & FACILITY MAINTENANCE | GARNER PUMP & SUPPLY INC | 3.74 | 0.000539020 | 0.00 |
| LEASE & FACILITY MAINTENANCE | K&S OILFIELD SUPPLIES LLC | 35.08 | 0.000539020 | 0.02 |
| LEASE & FACILITY MAINTENANCE | MPS ENTERPRISES INC | 813.47 | 0.000539020 | 0.44 |
| LEASE & FACILITY MAINTENANCE | MPS ENTERPRISES INC | 239.17 | 0.000539020 | 0.13 |
| LEASE & FACILITY MAINTENANCE | BLADE SERVICES LLC | 3,288.95 | 0.000539020 | 1.77 |

07-01-2021

179

MEWBOURNE OIL COMPANY

Page 29

SIANA OIL & GAS CO, LLC
TOM M RAGSDALE
P O BOX 2246
CONROE, TX 77305

INVOICE NO.: 202106-22975

INVOICE DATE: 6-30-2021

OWNER: 035904-1

BILLING FOR: June 2021

| REFERENCE/DESCRIPTION OF CHARGES | | GROSS CHARGES | WORKING INTEREST | NET CHARGE |
|---|-----------------------------|-------------------|------------------|------------|
| LEASE & FACILITY MAINTENANCE | TURNCO ENTERPRISES LLC | 157.50 | 0.000539020 | 0.08 |
| LEASE & FACILITY MAINTENANCE | TURNCO ENTERPRISES LLC | 11.25 | 0.000539020 | 0.01 |
| LEASE & FACILITY MAINTENANCE | TURNCO ENTERPRISES LLC | 420.00 | 0.000539020 | 0.23 |
| LEASE & FACILITY MAINTENANCE | TURNCO ENTERPRISES LLC | 200.00 | 0.000539020 | 0.11 |
| LEASE & FACILITY MAINTENANCE | INGRAM PROFESSIONAL SERV | 80.56 | 0.000539020 | 0.04 |
| LEASE & FACILITY MAINTENANCE | TRINITY OILFIELD SERVICES & | 189.90 | 0.000539020 | 0.10 |
| LEASE & FACILITY MAINTENANCE | TNT SPECIALTIES DBA TNT OI | 6.25 | 0.000539020 | 0.00 |
| MISCELLANEOUS EQUIPMENT RENTAL | MEWBOURNE OIL COMPANY | 243.04 | 0.000539020 | 0.13 |
| MISCELLANEOUS EQUIPMENT RENTAL | GARNER PUMP & SUPPLY INC | 116.42 | 0.000539020 | 0.06 |
| MISCELLANEOUS EQUIPMENT RENTAL | D&H TRUCKING | 809.06 | 0.000539020 | 0.44 |
| MISCELLANEOUS EQUIPMENT RENTAL | D&H TRUCKING | 53.94 | 0.000539020 | 0.03 |
| OVERHEAD-FIXED RATE | MEWBOURNE OIL COMPANY | 889.09 | 0.000539020 | 0.48 |
| PRIME MOVER / PUMP MAINTENANCE | HR COMPRESSION & SERVICE | 431.85 | 0.000539020 | 0.23 |
| PUMPING | MEWBOURNE OIL COMPANY | 900.00 | 0.000539020 | 0.49 |
| PUMPING | MEWBOURNE OIL COMPANY | 900.00 | 0.000539020 | 0.49 |
| RENTAL SERVICES | PRESTIGE EQUIPMENT RENTA | 306.63 | 0.000539020 | 0.17 |
| RENTAL SERVICES | PRESTIGE EQUIPMENT RENTA | 316.81 | 0.000539020 | 0.17 |
| RENTAL SERVICES | TOTAL OPERATIONS & PRODU | 4,874.08 | 0.000539020 | 2.63 |
| SALT WATER DISPOSAL | OWL SWD OPERATING LLC | 30,844.32 | 0.000539020 | 16.63 |
| SALT WATER DISPOSAL | OWL SWD OPERATING LLC | 23,943.59 | 0.000539020 | 12.91 |
| SALT WATER DISPOSAL | OWL SWD OPERATING LLC | 14,005.06 | 0.000539020 | 7.55 |
| SALT WATER DISPOSAL | H-M TRUCKING LLC | 687.83 | 0.000539020 | 0.37 |
| SALT WATER DISPOSAL | NGL WATER SOLUTIONS PERM | 18,619.98 | 0.000539020 | 10.04 |
| SALT WATER DISPOSAL | LIMESTONE BASIN PROPERTIE | 874.20 | 0.000539020 | 0.47 |
| SITE RESTORATION & EXCAVATION | SUNDANCE SERVICES WEST IN | 329.98 | 0.000539020 | 0.18 |
| WELL EQUIPMENT-SURFACE | DIVINE WIRELINE SOLUTIONS | 3,263.12 | 0.000539020 | 1.76 |
| Total Lease Operating Expense Cost | | 126,365.98 | | 68.12 |
| 72310000-30 SUBTOTAL | | 126,365.98 | 68.12 | |
| PROPERTY 72310000 TOTAL | | 122,565.02 | 66.07 | |
| PROPERTY: 72580000 72580000-30 OXY BYPASS 16 STATE 1 | | | | |
| <u>Lease Operating Expense</u> | | | | |
| COMPANY SUPERVISION | MEWBOURNE OIL COMPANY | 59.36 | 0.126000000 | 7.48 |
| Total Lease Operating Expense Cost | | 59.36 | | 7.48 |
| 72580000-30 SUBTOTAL | | 59.36 | 7.48 | |
| PROPERTY 72580000 TOTAL | | 59.36 | 7.48 | |

07-01-2021

180

Page 1

MEWBOURNE OIL COMPANY

MEWBOURNE OIL COMPANY

P O BOX 7698

TYLER, TX 75711-7698

SIANA OIL & GAS CO, LLC
TOM M RAGSDALE
P O BOX 2246
CONROE, TX 77305

INVOICE NO.: 202107-25519

INVOICE DATE: 7-31-2021

OWNER: 035904-1

BILLING FOR: July 2021

BALANCE FORWARD**-17,623.21**

| CURRENT PERIOD ADJUSTMENT | | | | AMOUNT |
|---|----------|---------------|--------------|--------------------|
| | | | | 0.00 |
| CURRENT CHARGES | | GROSS | INTEREST | NET |
| 62390000 - PRONGHORN 15 B3BO FED COM 1H | TIER: 30 | 19,203.28 | 0.0683747500 | 1,313.01 |
| 62391000 - PRONGHORN 15 B3CN FED COM 1H | TIER: 30 | 19,242.28 | 0.0683747500 | 1,315.67 |
| 62392000 - PRONGHORN 15 B3DM FED COM 1H | TIER: 30 | 18,667.61 | 0.0683747500 | 1,276.40 |
| 62774000 - IBEX 10 B3MD FED COM 1H | TIER: 30 | 17,667.28 | 0.0527536400 | 932.00 |
| 62775000 - IBEX 10 B3NC FED COM 1H | TIER: 30 | 17,386.20 | 0.0527536400 | 917.19 |
| 62776000 - IBEX 10 B3OB FED COM 1H | TIER: 30 | 12,022.64 | 0.0322507100 | 387.77 |
| 62906000 - GAZELLE 22 B2MD FED COM 2H | TIER: 30 | 19,113.84 | 0.1969919400 | 3,765.26 |
| 62915000 - CREEDENCE 21/16 W0ED ST COM 2H | TIER: 20 | 7,107.68 | 0.0063636200 | 45.23 |
| 62915000 - CREEDENCE 21/16 W0ED ST COM 2H | TIER: 30 | 57,014.69 | 0.0063636200 | 362.84 |
| 62916000 - CREEDENCE 21/16 W1ED ST COM 1H | TIER: 20 | 7,107.68 | 0.0063636200 | 45.23 |
| 62916000 - CREEDENCE 21/16 W1ED ST COM 1H | TIER: 30 | 85,893.84 | 0.0063636200 | 546.61 |
| 62948000 - INLAND 26/23 B2PI STATE COM 1H | TIER: 10 | 1,343.136.37 | 0.1000000000 | 134,313.60 |
| 62948000 - INLAND 26/23 B2PI STATE COM 1H | TIER: 10 | -1,343.136.37 | 0.1000000000 | -134,313.64 |
| 62948000 - INLAND 26/23 B2PI STATE COM 1H | TIER: 20 | 264,421.63 | 0.1000000000 | 26,442.15 |
| 62948000 - INLAND 26/23 B2PI STATE COM 1H | TIER: 20 | -80,866.77 | 0.1000000000 | -8,086.67 |
| 62948000 - INLAND 26/23 B2PI STATE COM 1H | TIER: 30 | 28,551.60 | 0.1000000000 | 2,855.16 |
| 62958000 - GAZELLE 22 B3MD FED COM 1H | TIER: 30 | 17,931.65 | 0.1969919400 | 3,532.42 |
| 72076000 - INLAND 26/23 B2OJ STATE COM 1H | TIER: 10 | 1,241,258.83 | 0.1000000000 | 124,125.86 |
| 72076000 - INLAND 26/23 B2OJ STATE COM 1H | TIER: 10 | -1,241,258.83 | 0.1000000000 | -124,125.89 |
| 72076000 - INLAND 26/23 B2OJ STATE COM 1H | TIER: 20 | 237,843.61 | 0.1000000000 | 23,784.37 |
| 72076000 - INLAND 26/23 B2OJ STATE COM 1H | TIER: 20 | -50,258.54 | 0.1000000000 | -5,025.85 |
| 72076000 - INLAND 26/23 B2OJ STATE COM 1H | TIER: 30 | 35,496.94 | 0.1000000000 | 3,549.68 |
| 72185000 - CREEDENCE 21/16 W0FC ST COM 4H | TIER: 20 | 7,107.68 | 0.0063636200 | 45.23 |
| 72185000 - CREEDENCE 21/16 W0FC ST COM 4H | TIER: 30 | 103,505.93 | 0.0063636200 | 658.68 |
| 72186000 - CREEDENCE 21/16 W1FC ST COM 3H | TIER: 20 | 7,107.68 | 0.0063636200 | 45.23 |
| 72186000 - CREEDENCE 21/16 W1FC ST COM 3H | TIER: 30 | 81,689.27 | 0.0063636200 | 519.85 |
| 72310000 - IBEX 15/10 B1PA FED COM 2H | TIER: 20 | 2,289.91 | 0.0005390200 | 1.23 |
| 72310000 - IBEX 15/10 B1PA FED COM 2H | TIER: 30 | 55,674.83 | 0.0005390200 | 30.03 |
| 72580000 - OXY BYPASS 16 STATE 1 | TIER: 30 | 56.82 | 0.1260000000 | 7.16 |
| TOTAL CURRENT CHARGES | | 990,979.26 | | 59,265.81 |
| APPLIED ADVANCES | | | | |
| 62948000 - INLAND 26/23 B2PI STATE COM 1H | | | | -187,831.17 |
| 72076000 - INLAND 26/23 B2OJ STATE COM 1H | | | | -195,570.57 |
| 72185000 - CREEDENCE 21/16 W0FC ST COM 4H | | | | -703.91 |
| 72186000 - CREEDENCE 21/16 W1FC ST COM 3H | | | | -565.08 |
| APPLIED ADVANCES TOTAL | | | | -384,670.73 |
| INVOICE TOTAL | | | | -325,404.92 |

07-30-2021

181

MEWBOURNE OIL COMPANY

Page 2

SIANA OIL & GAS CO, LLC
TOM M RAGSDALE
P O BOX 2246
CONROE, TX 77305

INVOICE NO.: 202107-25519**INVOICE DATE:** 7-31-2021**OWNER:** 035904-1**BILLING FOR:** July 2021**OUTSTANDING BALANCE****(343,028.13)**

PLEASE INDICATE INVOICE# 202107-25519

AND ACCOUNT# 035904-1

ON REMITTANCE

PAYMENT DUE 15 DAYS AFTER RECEIPT OF INVOICE PAYABLE IN US DOLLARS

FOR INQUIRIES, PLEASE CONTACT (903) 561-2900

Netted Owner

MEWBOURNE OIL COMPANY

Page 3

SIANA OIL & GAS CO, LLC
TOM M RAGSDALE
P O BOX 2246
CONROE, TX 77305

INVOICE NO.: 202107-25519

INVOICE DATE: 7-31-2021

OWNER: 035904-1

BILLING FOR: July 2021

| REFERENCE/DESCRIPTION OF CHARGES | | GROSS CHARGES | WORKING INTEREST | NET CHARGE |
|--|-----------------------------|------------------|---------------------|-----------------|
| PROPERTY: 62390000 62390000-30 PRONGHORN 15 B3BO FED COM 1H | | | | |
| <u>Lease Operating Expense</u> | | | | |
| AUTOMATION MAINTENANCE | AMERICAN MILLENNIUM COR | 25.70 | 0.068374750 | 1.76 |
| CHEMICALS-WATER TREATING | JACAM CATALYST LLC | 448.38 | 0.068374750 | 30.66 |
| CHEMICALS-WATER TREATING | EPDI | 305.75 | 0.068374750 | 20.91 |
| COMPANY SUPERVISION | MEWBOURNE OIL COMPANY | 625.00 | 0.068374750 | 42.73 |
| EMISSIONS CONTROL EQUIPMENT MAINTENANCE | G&A FABRICATION LLC | 304.72 | 0.068374750 | 20.83 |
| FUEL/ POWER / ELECTRICAL | XCEL ENERGY | 3,067.83 | 0.068374750 | 209.75 |
| GATHERING/TREATING/DEHYDRATION | ENCOMPASS SERVICES, LLC | 769.94 | 0.068374750 | 52.64 |
| LEASE & FACILITY | MEWBOURNE OIL COMPANY | 247.50 | 0.068374750 | 16.92 |
| LEASE & FACILITY | MEWBOURNE OIL COMPANY | 375.00 | 0.068374750 | 25.64 |
| LEASE & FACILITY | MEWBOURNE OIL COMPANY | 375.00 | 0.068374750 | 25.64 |
| LEASE & FACILITY | MEWBOURNE OIL COMPANY | 247.50 | 0.068374750 | 16.92 |
| LEASE & FACILITY MAINTENANCE | GARNER PUMP & SUPPLY INC | 9.27 | 0.068374750 | 0.63 |
| LEASE & FACILITY MAINTENANCE | TURNCO ENTERPRISES LLC | 210.00 | 0.068374750 | 14.36 |
| LEASE & FACILITY MAINTENANCE | TURNCO ENTERPRISES LLC | 41.25 | 0.068374750 | 2.82 |
| LEASE & FACILITY MAINTENANCE | TURNCO ENTERPRISES LLC | 45.00 | 0.068374750 | 3.08 |
| LEASE & FACILITY MAINTENANCE | TURNCO ENTERPRISES LLC | 18.75 | 0.068374750 | 1.28 |
| LEASE & FACILITY MAINTENANCE | TURNCO ENTERPRISES LLC | 26.25 | 0.068374750 | 1.80 |
| LEASE & FACILITY MAINTENANCE | TURNCO ENTERPRISES LLC | 11.25 | 0.068374750 | 0.77 |
| LEASE & FACILITY MAINTENANCE | TURNCO ENTERPRISES LLC | 420.00 | 0.068374750 | 28.72 |
| LEASE & FACILITY MAINTENANCE | INGRAM PROFESSIONAL SERV | 17.26 | 0.068374750 | 1.18 |
| LEASE & FACILITY MAINTENANCE | H-M TRUCKING LLC | 206.35 | 0.068374750 | 14.11 |
| MISCELLANEOUS EQUIPMENT RENTAL | MEWBOURNE OIL COMPANY | 235.20 | 0.068374750 | 16.08 |
| OVERHEAD-FIXED RATE | MEWBOURNE OIL COMPANY | 864.00 | 0.068374750 | 59.08 |
| PRIME MOVER / PUMP MAINTENANCE | HR COMPRESSION & SERVICE | 371.22 | 0.068374750 | 25.38 |
| PUMPING | MEWBOURNE OIL COMPANY | 900.00 | 0.068374750 | 61.54 |
| PUMPING | MEWBOURNE OIL COMPANY | 450.00 | 0.068374750 | 30.77 |
| RENTAL SERVICES | PRESTIGE EQUIPMENT RENTA | 303.47 | 0.068374750 | 20.75 |
| RENTAL SERVICES | TOTAL OPERATIONS & PRODU | 4,768.12 | 0.068374750 | 326.02 |
| SALT WATER DISPOSAL | TRINITY OILFIELD SERVICES & | 104.13 | 0.068374750 | 7.12 |
| SALT WATER DISPOSAL | TRINITY OILFIELD SERVICES & | 104.13 | 0.068374750 | 7.12 |
| SALT WATER DISPOSAL | OWL SWD OPERATING LLC | 80.58 | 0.068374750 | 5.51 |
| SALT WATER DISPOSAL | NGL WATER SOLUTIONS PERM | 3,179.33 | 0.068374750 | 217.39 |
| SALT WATER DISPOSAL | LIMESTONE BASIN PROPERTIE | 27.20 | 0.068374750 | 1.86 |
| SITE RESTORATION & EXCAVATION | SUNDANCE SERVICES WEST IN | 18.20 | 0.068374750 | 1.24 |
| Total Lease Operating Expense Cost | | 19,203.28 | | 1,313.01 |
| 62390000-30 SUBTOTAL | | 19,203.28 | | 1,313.01 |
| PROPERTY 62390000 TOTAL | | 19,203.28 | | 1,313.01 |

PROPERTY: 62391000 62391000-30 PRONGHORN 15 B3CN FED COM 1H

Lease Operating Expense

07-30-2021

183

MEWBOURNE OIL COMPANY

Page 4

SIANA OIL & GAS CO, LLC
TOM M RAGSDALE
P O BOX 2246
CONROE, TX 77305

INVOICE NO.: 202107-25519

INVOICE DATE: 7-31-2021

OWNER: 035904-1

BILLING FOR: July 2021

| REFERENCE/DESCRIPTION OF CHARGES | | GROSS CHARGES | WORKING INTEREST | NET CHARGE |
|--|---------------------------|------------------|------------------|------------|
| CHEMICALS-WATER TREATING | EPDI | 72.23 | 0.068374750 | 4.94 |
| COMPANY SUPERVISION | MEWBOURNE OIL COMPANY | 625.00 | 0.068374750 | 42.73 |
| EMISSIONS CONTROL EQUIPMENT MAINTENANCE | G&A FABRICATION LLC | 736.43 | 0.068374750 | 50.35 |
| FUEL/ POWER / ELECTRICAL | XCEL ENERGY | 767.98 | 0.068374750 | 52.51 |
| GATHERING/TREATING/DEHYDRATION | ENCOMPASS SERVICES, LLC | 769.95 | 0.068374750 | 52.64 |
| LEASE & FACILITY | MEWBOURNE OIL COMPANY | 375.00 | 0.068374750 | 25.64 |
| LEASE & FACILITY MAINTENANCE | GARNER PUMP & SUPPLY INC | 9.27 | 0.068374750 | 0.63 |
| LEASE & FACILITY MAINTENANCE | GARNER PUMP & SUPPLY INC | 49.89 | 0.068374750 | 3.41 |
| LEASE & FACILITY MAINTENANCE | TURNCO ENTERPRISES LLC | 41.25 | 0.068374750 | 2.82 |
| LEASE & FACILITY MAINTENANCE | TURNCO ENTERPRISES LLC | 45.00 | 0.068374750 | 3.08 |
| LEASE & FACILITY MAINTENANCE | TURNCO ENTERPRISES LLC | 18.75 | 0.068374750 | 1.28 |
| LEASE & FACILITY MAINTENANCE | TURNCO ENTERPRISES LLC | 26.25 | 0.068374750 | 1.79 |
| LEASE & FACILITY MAINTENANCE | TURNCO ENTERPRISES LLC | 11.25 | 0.068374750 | 0.77 |
| LEASE & FACILITY MAINTENANCE | TURNCO ENTERPRISES LLC | 315.00 | 0.068374750 | 21.54 |
| LEASE & FACILITY MAINTENANCE | TURNCO ENTERPRISES LLC | 315.00 | 0.068374750 | 21.54 |
| LEASE & FACILITY MAINTENANCE | INGRAM PROFESSIONAL SERV | 17.27 | 0.068374750 | 1.18 |
| LEASE & FACILITY MAINTENANCE | H-M TRUCKING LLC | 366.84 | 0.068374750 | 25.08 |
| LEASE & FACILITY MAINTENANCE | H-M TRUCKING LLC | 550.27 | 0.068374750 | 37.62 |
| LEASE & FACILITY MAINTENANCE | H-M TRUCKING LLC | 320.99 | 0.068374750 | 21.95 |
| MISCELLANEOUS EQUIPMENT RENTAL | MEWBOURNE OIL COMPANY | 235.20 | 0.068374750 | 16.08 |
| OVERHEAD-FIXED RATE | MEWBOURNE OIL COMPANY | 864.00 | 0.068374750 | 59.08 |
| PRIME MOVER / PUMP MAINTENANCE | HR COMPRESSION & SERVICE | 1,035.77 | 0.068374750 | 70.82 |
| PRIME MOVER / PUMP MAINTENANCE | HR COMPRESSION & SERVICE | 989.41 | 0.068374750 | 67.65 |
| PUMPING | MEWBOURNE OIL COMPANY | 900.00 | 0.068374750 | 61.54 |
| PUMPING | MEWBOURNE OIL COMPANY | 225.00 | 0.068374750 | 15.38 |
| RENTAL SERVICES | PRESTIGE EQUIPMENT RENTA | 303.43 | 0.068374750 | 20.75 |
| RENTAL SERVICES | KODIAK GAS SERVICES LLC | 6,012.51 | 0.068374750 | 411.10 |
| SALT WATER DISPOSAL | OWL SWD OPERATING LLC | 45.43 | 0.068374750 | 3.11 |
| SALT WATER DISPOSAL | H-M TRUCKING LLC | 680.50 | 0.068374750 | 46.53 |
| SALT WATER DISPOSAL | NGL WATER SOLUTIONS PERM | 2,472.81 | 0.068374750 | 169.08 |
| SALT WATER DISPOSAL | LIMESTONE BASIN PROPERTIE | 26.39 | 0.068374750 | 1.81 |
| SITE RESTORATION & EXCAVATION | SUNDANCE SERVICES WEST IN | 18.21 | 0.068374750 | 1.24 |
| Total Lease Operating Expense Cost | | 19,242.28 | | 1,315.67 |
| 62391000-30 SUBTOTAL | | 19,242.28 | 1,315.67 | |
| PROPERTY 62391000 TOTAL | | 19,242.28 | 1,315.67 | |
| PROPERTY: 62392000 62392000-30 PRONGHORN 15 B3DM FED COM 1H | | | | |
| <u>Lease Operating Expense</u> | | | | |
| CHEMICALS-WATER TREATING | JACAM CATALYST LLC | 448.38 | 0.068374750 | 30.66 |
| CHEMICALS-WATER TREATING | EPDI | 74.63 | 0.068374750 | 5.10 |
| EMISSIONS CONTROL EQUIPMENT MAINTENANCE | G&A FABRICATION LLC | 736.48 | 0.068374750 | 50.36 |
| FUEL/ POWER / ELECTRICAL | XCEL ENERGY | 2,740.35 | 0.068374750 | 187.37 |

07-30-2021

184

MEWBOURNE OIL COMPANY

Page 5

SIANA OIL & GAS CO, LLC
TOM M RAGSDALE
P O BOX 2246
CONROE, TX 77305

INVOICE NO.: 202107-25519

INVOICE DATE: 7-31-2021

OWNER: 035904-1

BILLING FOR: July 2021

| REFERENCE/DESCRIPTION OF CHARGES | | GROSS CHARGES | WORKING INTEREST | NET CHARGE |
|------------------------------------|---------------------------|---------------|------------------|------------|
| GATHERING/TREATING/DEHYDRATION | ENCOMPASS SERVICES, LLC | 769.94 | 0.068374750 | 52.64 |
| LEASE & FACILITY | MEWBOURNE OIL COMPANY | 375.00 | 0.068374750 | 25.64 |
| LEASE & FACILITY MAINTENANCE | GARNER PUMP & SUPPLY INC | 219.48 | 0.068374750 | 15.01 |
| LEASE & FACILITY MAINTENANCE | GARNER PUMP & SUPPLY INC | 9.27 | 0.068374750 | 0.63 |
| LEASE & FACILITY MAINTENANCE | GARNER PUMP & SUPPLY INC | 49.90 | 0.068374750 | 3.41 |
| LEASE & FACILITY MAINTENANCE | TURNCO ENTERPRISES LLC | 41.25 | 0.068374750 | 2.82 |
| LEASE & FACILITY MAINTENANCE | TURNCO ENTERPRISES LLC | 45.00 | 0.068374750 | 3.08 |
| LEASE & FACILITY MAINTENANCE | TURNCO ENTERPRISES LLC | 18.75 | 0.068374750 | 1.28 |
| LEASE & FACILITY MAINTENANCE | TURNCO ENTERPRISES LLC | 26.25 | 0.068374750 | 1.80 |
| LEASE & FACILITY MAINTENANCE | TURNCO ENTERPRISES LLC | 11.25 | 0.068374750 | 0.77 |
| LEASE & FACILITY MAINTENANCE | TURNCO ENTERPRISES LLC | 315.00 | 0.068374750 | 21.54 |
| LEASE & FACILITY MAINTENANCE | TURNCO ENTERPRISES LLC | 315.00 | 0.068374750 | 21.54 |
| LEASE & FACILITY MAINTENANCE | INGRAM PROFESSIONAL SERV | 17.26 | 0.068374750 | 1.18 |
| LEASE & FACILITY MAINTENANCE | H-M TRUCKING LLC | 366.85 | 0.068374750 | 25.08 |
| LEASE & FACILITY MAINTENANCE | H-M TRUCKING LLC | 550.27 | 0.068374750 | 37.63 |
| MISCELLANEOUS EQUIPMENT RENTAL | MEWBOURNE OIL COMPANY | 235.20 | 0.068374750 | 16.08 |
| OVERHEAD-FIXED RATE | MEWBOURNE OIL COMPANY | 864.03 | 0.068374750 | 59.08 |
| PRIME MOVER / PUMP MAINTENANCE | HR COMPRESSION & SERVICE | 918.51 | 0.068374750 | 62.80 |
| PRIME MOVER / PUMP MAINTENANCE | HR COMPRESSION & SERVICE | 877.40 | 0.068374750 | 59.99 |
| PUMPING | MEWBOURNE OIL COMPANY | 900.00 | 0.068374750 | 61.54 |
| PUMPING | MEWBOURNE OIL COMPANY | 225.00 | 0.068374750 | 15.38 |
| RENTAL SERVICES | PRESTIGE EQUIPMENT RENTA | 303.46 | 0.068374750 | 20.75 |
| RENTAL SERVICES | TOTAL OPERATIONS & PRODU | 4,768.12 | 0.068374750 | 326.02 |
| SALT WATER DISPOSAL | OWL SWD OPERATING LLC | 40.29 | 0.068374750 | 2.76 |
| SALT WATER DISPOSAL | H-M TRUCKING LLC | 603.46 | 0.068374750 | 41.26 |
| SALT WATER DISPOSAL | NGL WATER SOLUTIONS PERM | 1,766.30 | 0.068374750 | 120.77 |
| SALT WATER DISPOSAL | LIMESTONE BASIN PROPERTIE | 17.33 | 0.068374750 | 1.19 |
| SITE RESTORATION & EXCAVATION | SUNDANCE SERVICES WEST IT | 18.20 | 0.068374750 | 1.24 |
| Total Lease Operating Expense Cost | | 18,667.61 | | 1,276.40 |

62392000-30 SUBTOTAL

18,667.61

1,276.40

PROPERTY 62392000 TOTAL

18,667.61

1,276.40

PROPERTY: 62774000 62774000-30 IBEX 10 B3MD FED COM 1H

Lease Operating Expense

| | | | | |
|---|-------------------------|--------|-------------|-------|
| AUTOMATION MAINTENANCE | AMERICAN MILLENNIUM COR | 39.98 | 0.052753640 | 2.11 |
| AUTOMATION MAINTENANCE | TANKLOGIX LLC | 413.70 | 0.052753640 | 21.82 |
| CHEMICALS-WATER TREATING | JACAM CATALYST LLC | 448.38 | 0.052753640 | 23.65 |
| CHEMICALS-WATER TREATING | JACAM CATALYST LLC | 448.38 | 0.052753640 | 23.65 |
| CHEMICALS-WATER TREATING | JACAM CATALYST LLC | 448.38 | 0.052753640 | 23.65 |
| CHEMICALS-WATER TREATING | EPDI | 262.42 | 0.052753640 | 13.84 |
| EMISSIONS CONTROL EQUIPMENT MAINTENANCE | G&A FABRICATION LLC | 231.80 | 0.052753640 | 12.23 |
| FUEL/ POWER / ELECTRICAL | XCEL ENERGY | 876.74 | 0.052753640 | 46.25 |

07-30-2021

185

MEWBOURNE OIL COMPANY

Page 6

SIANA OIL & GAS CO, LLC
TOM M RAGSDALE
P O BOX 2246
CONROE, TX 77305

INVOICE NO.: 202107-25519

INVOICE DATE: 7-31-2021

OWNER: 035904-1

BILLING FOR: July 2021

| REFERENCE/DESCRIPTION OF CHARGES | | GROSS CHARGES | WORKING INTEREST | NET CHARGE |
|------------------------------------|---------------------------|---------------|------------------|------------|
| GATHERING/TREATING/DEHYDRATION | ENCOMPASS SERVICES, LLC | 769.94 | 0.052753640 | 40.62 |
| LEASE & FACILITY | MEWBOURNE OIL COMPANY | 750.00 | 0.052753640 | 39.57 |
| LEASE & FACILITY MAINTENANCE | GARNER PUMP & SUPPLY INC | 9.27 | 0.052753640 | 0.49 |
| LEASE & FACILITY MAINTENANCE | GARNER PUMP & SUPPLY INC | 546.13 | 0.052753640 | 28.81 |
| LEASE & FACILITY MAINTENANCE | TURNCO ENTERPRISES LLC | 41.25 | 0.052753640 | 2.18 |
| LEASE & FACILITY MAINTENANCE | TURNCO ENTERPRISES LLC | 45.00 | 0.052753640 | 2.37 |
| LEASE & FACILITY MAINTENANCE | TURNCO ENTERPRISES LLC | 18.75 | 0.052753640 | 0.99 |
| LEASE & FACILITY MAINTENANCE | TURNCO ENTERPRISES LLC | 26.25 | 0.052753640 | 1.38 |
| LEASE & FACILITY MAINTENANCE | TURNCO ENTERPRISES LLC | 11.25 | 0.052753640 | 0.59 |
| LEASE & FACILITY MAINTENANCE | INGRAM PROFESSIONAL SERV | 17.27 | 0.052753640 | 0.91 |
| LEASE & FACILITY MAINTENANCE | INGRAM PROFESSIONAL SERV | 242.77 | 0.052753640 | 12.81 |
| LEASE & FACILITY MAINTENANCE | LIMESTONE BASIN PROPERTIE | 411.45 | 0.052753640 | 21.70 |
| MISCELLANEOUS EQUIPMENT RENTAL | MEWBOURNE OIL COMPANY | 235.20 | 0.052753640 | 12.41 |
| OVERHEAD-FIXED RATE | MEWBOURNE OIL COMPANY | 889.09 | 0.052753640 | 46.90 |
| PRIME MOVER / PUMP MAINTENANCE | HR COMPRESSION & SERVICE | 466.29 | 0.052753640 | 24.60 |
| PRIME MOVER / PUMP MAINTENANCE | HR COMPRESSION & SERVICE | 1,237.32 | 0.052753640 | 65.28 |
| PUMPING | MEWBOURNE OIL COMPANY | 900.00 | 0.052753640 | 47.48 |
| PUMPING | MEWBOURNE OIL COMPANY | 450.00 | 0.052753640 | 23.74 |
| RENTAL SERVICES | PRESTIGE EQUIPMENT RENTA | 303.42 | 0.052753640 | 16.00 |
| RENTAL SERVICES | SERVICE COMPRESSION LLC | 4,250.00 | 0.052753640 | 224.20 |
| SALT WATER DISPOSAL | NGL WATER SOLUTIONS PERM | 2,826.07 | 0.052753640 | 149.09 |
| SALT WATER DISPOSAL | LIMESTONE BASIN PROPERTIE | 32.56 | 0.052753640 | 1.72 |
| SITE RESTORATION & EXCAVATION | SUNDANCE SERVICES WEST IN | 18.22 | 0.052753640 | 0.96 |
| Total Lease Operating Expense Cost | | 17,667.28 | | 932.00 |

62774000-30 SUBTOTAL

17,667.28

932.00

PROPERTY 62774000 TOTAL

17,667.28

932.00

PROPERTY: 62775000 62775000-30 IBEX 10 B3NC FED COM 1H

Lease Operating Expense

| | | | | |
|---|--------------------------|--------|-------------|-------|
| AUTOMATION MAINTENANCE | AMERICAN MILLENNIUM COR | 39.99 | 0.052753640 | 2.11 |
| AUTOMATION MAINTENANCE | TANKLOGIX LLC | 413.69 | 0.052753640 | 21.82 |
| CHEMICALS-WATER TREATING | JACAM CATALYST LLC | 896.75 | 0.052753640 | 47.31 |
| CHEMICALS-WATER TREATING | EPDI | 178.15 | 0.052753640 | 9.40 |
| EMISSIONS CONTROL EQUIPMENT MAINTENANCE | G&A FABRICATION LLC | 231.85 | 0.052753640 | 12.23 |
| FUEL/ POWER / ELECTRICAL | XCEL ENERGY | 760.46 | 0.052753640 | 40.11 |
| GATHERING/TREATING/DEHYDRATION | ENCOMPASS SERVICES, LLC | 769.95 | 0.052753640 | 40.62 |
| LEASE & FACILITY | MEWBOURNE OIL COMPANY | 750.00 | 0.052753640 | 39.57 |
| LEASE & FACILITY | MEWBOURNE OIL COMPANY | 375.00 | 0.052753640 | 19.78 |
| LEASE & FACILITY MAINTENANCE | GARNER PUMP & SUPPLY INC | 9.27 | 0.052753640 | 0.49 |
| LEASE & FACILITY MAINTENANCE | GARNER PUMP & SUPPLY INC | 546.13 | 0.052753640 | 28.81 |
| LEASE & FACILITY MAINTENANCE | TURNCO ENTERPRISES LLC | 41.25 | 0.052753640 | 2.18 |
| LEASE & FACILITY MAINTENANCE | TURNCO ENTERPRISES LLC | 45.00 | 0.052753640 | 2.38 |

07-30-2021

186

MEWBOURNE OIL COMPANY

Page 7

SIANA OIL & GAS CO, LLC
TOM M RAGSDALE
P O BOX 2246
CONROE, TX 77305

INVOICE NO.: 202107-25519

INVOICE DATE: 7-31-2021

OWNER: 035904-1

BILLING FOR: July 2021

| REFERENCE/DESCRIPTION OF CHARGES | | GROSS CHARGES | WORKING INTEREST | NET CHARGE |
|------------------------------------|---------------------------|------------------|---------------------|---------------|
| LEASE & FACILITY MAINTENANCE | TURNCO ENTERPRISES LLC | 18.75 | 0.052753640 | 0.99 |
| LEASE & FACILITY MAINTENANCE | TURNCO ENTERPRISES LLC | 26.25 | 0.052753640 | 1.38 |
| LEASE & FACILITY MAINTENANCE | TURNCO ENTERPRISES LLC | 11.25 | 0.052753640 | 0.59 |
| LEASE & FACILITY MAINTENANCE | INGRAM PROFESSIONAL SERV | 17.27 | 0.052753640 | 0.91 |
| LEASE & FACILITY MAINTENANCE | INGRAM PROFESSIONAL SERV | 242.79 | 0.052753640 | 12.81 |
| LEASE & FACILITY MAINTENANCE | LIMESTONE BASIN PROPERTIE | 411.45 | 0.052753640 | 21.70 |
| MISCELLANEOUS EQUIPMENT RENTAL | MEWBOURNE OIL COMPANY | 235.20 | 0.052753640 | 12.41 |
| OVERHEAD-FIXED RATE | MEWBOURNE OIL COMPANY | 889.09 | 0.052753640 | 46.90 |
| PRIME MOVER / PUMP MAINTENANCE | HR COMPRESSION & SERVICE | 466.31 | 0.052753640 | 24.60 |
| PRIME MOVER / PUMP MAINTENANCE | HR COMPRESSION & SERVICE | 758.37 | 0.052753640 | 40.01 |
| PUMPING | MEWBOURNE OIL COMPANY | 900.00 | 0.052753640 | 47.48 |
| PUMPING | MEWBOURNE OIL COMPANY | 450.00 | 0.052753640 | 23.74 |
| RENTAL SERVICES | PRESTIGE EQUIPMENT RENTA | 303.42 | 0.052753640 | 16.00 |
| RENTAL SERVICES | SERVICE COMPRESSION LLC | 4,607.60 | 0.052753640 | 243.07 |
| SALT WATER DISPOSAL | NGL WATER SOLUTIONS PERM | 2,943.83 | 0.052753640 | 155.30 |
| SALT WATER DISPOSAL | LIMESTONE BASIN PROPERTIE | 28.91 | 0.052753640 | 1.53 |
| SITE RESTORATION & EXCAVATION | SUNDANCE SERVICES WEST IN | 18.22 | 0.052753640 | 0.96 |
| Total Lease Operating Expense Cost | | 17,386.20 | | 917.19 |

62775000-30 SUBTOTAL

17,386.20

917.19

PROPERTY 62775000 TOTAL

17,386.20

917.19

PROPERTY: 62776000 62776000-30 IBEX 10 B3OB FED COM 1H

Lease Operating Expense

| | | | | |
|---|----------------------------|--------|-------------|-------|
| AUTOMATION MAINTENANCE | AMERICAN MILLENNIUM COR | 25.70 | 0.032250710 | 0.83 |
| CHEMICALS-WATER TREATING | JACAM CATALYST LLC | 448.38 | 0.032250710 | 14.46 |
| CHEMICALS-WATER TREATING | EPDI | 216.68 | 0.032250710 | 6.99 |
| EMISSIONS CONTROL EQUIPMENT MAINTENANCE | G&A FABRICATION LLC | 304.71 | 0.032250710 | 9.83 |
| FUEL/ POWER / ELECTRICAL | XCEL ENERGY | 878.12 | 0.032250710 | 28.32 |
| GATHERING/TREATING/DEHYDRATION | ENCOMPASS SERVICES, LLC | 769.94 | 0.032250710 | 24.83 |
| LEASE & FACILITY | MEWBOURNE OIL COMPANY | 247.50 | 0.032250710 | 7.98 |
| LEASE & FACILITY | MEWBOURNE OIL COMPANY | 375.00 | 0.032250710 | 12.09 |
| LEASE & FACILITY | MEWBOURNE OIL COMPANY | 247.50 | 0.032250710 | 7.98 |
| LEASE & FACILITY MAINTENANCE | GARNER PUMP & SUPPLY INC | 9.27 | 0.032250710 | 0.30 |
| LEASE & FACILITY MAINTENANCE | TURNCO ENTERPRISES LLC | 41.25 | 0.032250710 | 1.33 |
| LEASE & FACILITY MAINTENANCE | TURNCO ENTERPRISES LLC | 45.00 | 0.032250710 | 1.45 |
| LEASE & FACILITY MAINTENANCE | TURNCO ENTERPRISES LLC | 18.75 | 0.032250710 | 0.61 |
| LEASE & FACILITY MAINTENANCE | TURNCO ENTERPRISES LLC | 26.25 | 0.032250710 | 0.85 |
| LEASE & FACILITY MAINTENANCE | TURNCO ENTERPRISES LLC | 11.25 | 0.032250710 | 0.36 |
| LEASE & FACILITY MAINTENANCE | TURNCO ENTERPRISES LLC | 420.00 | 0.032250710 | 13.55 |
| LEASE & FACILITY MAINTENANCE | INGRAM PROFESSIONAL SERV | 17.26 | 0.032250710 | 0.56 |
| LEASE & FACILITY MAINTENANCE | H-M TRUCKING LLC | 206.35 | 0.032250710 | 6.66 |
| LEASE & FACILITY MAINTENANCE | TNT SPECIALTIES DBA TNT OI | 779.42 | 0.032250710 | 25.14 |

07-30-2021

187

MEWBOURNE OIL COMPANY

Page 8

SIANA OIL & GAS CO, LLC
TOM M RAGSDALE
P O BOX 2246
CONROE, TX 77305

INVOICE NO.: 202107-25519

INVOICE DATE: 7-31-2021

OWNER: 035904-1

BILLING FOR: July 2021

| REFERENCE/DESCRIPTION OF CHARGES | | GROSS CHARGES | WORKING INTEREST | NET CHARGE |
|------------------------------------|-----------------------------|---------------|------------------|------------|
| MISCELLANEOUS EQUIPMENT RENTAL | MEWBOURNE OIL COMPANY | 235.20 | 0.032250710 | 7.59 |
| OVERHEAD-FIXED RATE | MEWBOURNE OIL COMPANY | 889.09 | 0.032250710 | 28.67 |
| PRIME MOVER / PUMP MAINTENANCE | HR COMPRESSION & SERVICE | 371.21 | 0.032250710 | 11.97 |
| PUMPING | MEWBOURNE OIL COMPANY | 900.00 | 0.032250710 | 29.03 |
| PUMPING | MEWBOURNE OIL COMPANY | 450.00 | 0.032250710 | 14.51 |
| RENTAL SERVICES | PRESTIGE EQUIPMENT RENTA | 303.47 | 0.032250710 | 9.79 |
| SALT WATER DISPOSAL | TRINITY OILFIELD SERVICES & | 117.42 | 0.032250710 | 3.79 |
| SALT WATER DISPOSAL | TRINITY OILFIELD SERVICES & | 117.42 | 0.032250710 | 3.79 |
| SALT WATER DISPOSAL | OWL SWD OPERATING LLC | 90.86 | 0.032250710 | 2.93 |
| SALT WATER DISPOSAL | NGL WATER SOLUTIONS PERM | 3,414.84 | 0.032250710 | 110.13 |
| SALT WATER DISPOSAL | LIMESTONE BASIN PROPERTIE | 26.61 | 0.032250710 | 0.86 |
| SITE RESTORATION & EXCAVATION | SUNDANCE SERVICES WEST IN | 18.19 | 0.032250710 | 0.59 |
| Total Lease Operating Expense Cost | | 12,022.64 | | 387.77 |

62776000-30 SUBTOTAL

12,022.64

387.77

PROPERTY 62776000 TOTAL

12,022.64

387.77

PROPERTY: 62906000 62906000-30 GAZELLE 22 B2MD FED COM 2H

Lease Operating Expense

| | | | | |
|---|--------------------------|----------|-------------|--------|
| AUTOMATION MAINTENANCE | AMERICAN MILLENNIUM COR | 15.79 | 0.196991940 | 3.12 |
| CHEMICALS-WATER TREATING | JACAM CATALYST LLC | 448.38 | 0.196991940 | 88.33 |
| CHEMICALS-WATER TREATING | EPDI | 236.47 | 0.196991940 | 46.58 |
| COMPANY SUPERVISION | MEWBOURNE OIL COMPANY | 312.50 | 0.196991940 | 61.56 |
| COMPANY SUPERVISION | MEWBOURNE OIL COMPANY | 312.50 | 0.196991940 | 61.56 |
| COMPANY SUPERVISION | MEWBOURNE OIL COMPANY | 625.00 | 0.196991940 | 123.12 |
| EMISSIONS CONTROL EQUIPMENT MAINTENANCE | G&A FABRICATION LLC | 76.17 | 0.196991940 | 15.01 |
| EMISSIONS CONTROL EQUIPMENT MAINTENANCE | G&A FABRICATION LLC | 85.95 | 0.196991940 | 16.93 |
| EMISSIONS CONTROL EQUIPMENT MAINTENANCE | G&A FABRICATION LLC | 133.98 | 0.196991940 | 26.40 |
| EMISSIONS CONTROL EQUIPMENT MAINTENANCE | G&A FABRICATION LLC | 116.11 | 0.196991940 | 22.87 |
| EMISSIONS CONTROL EQUIPMENT MAINTENANCE | G&A FABRICATION LLC | 84.05 | 0.196991940 | 16.55 |
| EMISSIONS CONTROL EQUIPMENT MAINTENANCE | VAPROX LLC | 164.60 | 0.196991940 | 32.43 |
| FUEL/ POWER / ELECTRICAL | XCEL ENERGY | 691.36 | 0.196991940 | 136.18 |
| GATHERING/TREATING/DEHYDRATION | ENCOMPASS SERVICES, LLC | 769.95 | 0.196991940 | 151.68 |
| LEASE & FACILITY | MEWBOURNE OIL COMPANY | 375.00 | 0.196991940 | 73.87 |
| LEASE & FACILITY | MEWBOURNE OIL COMPANY | 375.00 | 0.196991940 | 73.87 |
| LEASE & FACILITY MAINTENANCE | GARNER PUMP & SUPPLY INC | 992.00 | 0.196991940 | 195.41 |
| LEASE & FACILITY MAINTENANCE | GARNER PUMP & SUPPLY INC | 9.27 | 0.196991940 | 1.83 |
| LEASE & FACILITY MAINTENANCE | D&C ELECTRIC LLC | 1,150.31 | 0.196991940 | 226.60 |
| LEASE & FACILITY MAINTENANCE | BLADE SERVICES LLC | 1,426.87 | 0.196991940 | 281.08 |
| LEASE & FACILITY MAINTENANCE | TURNCO ENTERPRISES LLC | 41.25 | 0.196991940 | 8.13 |
| LEASE & FACILITY MAINTENANCE | TURNCO ENTERPRISES LLC | 45.00 | 0.196991940 | 8.87 |
| LEASE & FACILITY MAINTENANCE | TURNCO ENTERPRISES LLC | 18.75 | 0.196991940 | 3.69 |
| LEASE & FACILITY MAINTENANCE | TURNCO ENTERPRISES LLC | 26.25 | 0.196991940 | 5.17 |

07-30-2021

188

MEWBOURNE OIL COMPANY

Page 9

SIANA OIL & GAS CO, LLC
TOM M RAGSDALE
P O BOX 2246
CONROE, TX 77305

INVOICE NO.: 202107-25519

INVOICE DATE: 7-31-2021

OWNER: 035904-1

BILLING FOR: July 2021

| REFERENCE/DESCRIPTION OF CHARGES | | GROSS CHARGES | WORKING INTEREST | NET CHARGE |
|------------------------------------|---------------------------|---------------|------------------|------------|
| LEASE & FACILITY MAINTENANCE | TURNCO ENTERPRISES LLC | 11.25 | 0.196991940 | 2.22 |
| LEASE & FACILITY MAINTENANCE | INGRAM PROFESSIONAL SERV | 17.26 | 0.196991940 | 3.40 |
| MISCELLANEOUS EQUIPMENT RENTAL | MEWBOURNE OIL COMPANY | 235.20 | 0.196991940 | 46.33 |
| OVERHEAD-FIXED RATE | MEWBOURNE OIL COMPANY | 889.09 | 0.196991940 | 175.14 |
| PUMPING | MEWBOURNE OIL COMPANY | 900.00 | 0.196991940 | 177.30 |
| PUMPING | MEWBOURNE OIL COMPANY | 450.00 | 0.196991940 | 88.65 |
| RENTAL SERVICES | PRESTIGE EQUIPMENT RENTA | 303.47 | 0.196991940 | 59.78 |
| RENTAL SERVICES | USA COMPRESSION PARTNER | 5,011.26 | 0.196991940 | 987.17 |
| SALT WATER DISPOSAL | NGL WATER SOLUTIONS PERM | 2,708.32 | 0.196991940 | 533.51 |
| SALT WATER DISPOSAL | LIMESTONE BASIN PROPERTIE | 37.29 | 0.196991940 | 7.34 |
| SITE RESTORATION & EXCAVATION | SUNDANCE SERVICES WEST IN | 18.19 | 0.196991940 | 3.58 |
| Total Lease Operating Expense Cost | | 19,113.84 | | 3,765.26 |

62906000-30 SUBTOTAL

19,113.84

3,765.26

PROPERTY 62906000 TOTAL

19,113.84

3,765.26

PROPERTY: 62915000 62915000-20 CREEDENCE 21/16 W0ED ST COM 2H

Intangible Well Cost

| | | | | |
|---------------------------------|-------------------------|----------|-------------|-------|
| PIPELINE INTERCONNECT | CRESTWOOD PERMIAN BASIN | 7,107.68 | 0.006363620 | 45.23 |
| Total Intangible Well Cost Cost | | 7,107.68 | | 45.23 |

62915000-20 SUBTOTAL

7,107.68

45.23

PROPERTY: 62915000 62915000-30 CREEDENCE 21/16 W0ED ST COM 2H

Lease Operating Expense

| | | | | |
|---|-----------------------------|----------|-------------|-------|
| COMPANY SUPERVISION | MEWBOURNE OIL COMPANY | 312.50 | 0.006363620 | 1.99 |
| COMPRESSOR MAINTENANCE | TRINITY OILFIELD SERVICES & | 51.66 | 0.006363620 | 0.33 |
| EMISSIONS CONTROL EQUIPMENT MAINTENANCE | JADE CONSTRUCTION LLC | 194.70 | 0.006363620 | 1.24 |
| EMISSIONS CONTROL EQUIPMENT MAINTENANCE | AUTOMATED WELLHEAD COM | 292.03 | 0.006363620 | 1.86 |
| EMISSIONS CONTROL EQUIPMENT MAINTENANCE | AUTOMATED WELLHEAD COM | 166.47 | 0.006363620 | 1.06 |
| EMISSIONS CONTROL EQUIPMENT MAINTENANCE | AUTOMATED WELLHEAD COM | 269.66 | 0.006363620 | 1.72 |
| EMISSIONS CONTROL EQUIPMENT MAINTENANCE | AUTOMATED WELLHEAD COM | 532.15 | 0.006363620 | 3.39 |
| FUEL/ POWER / ELECTRICAL | XCEL ENERGY | 2,041.17 | 0.006363620 | 12.99 |
| GATHERING/TREATING/DEHYDRATION | MEWBOURNE OIL COMPANY-I | 38.01 | 0.006363620 | 0.24 |
| LEASE & FACILITY | MEWBOURNE OIL COMPANY | 187.50 | 0.006363620 | 1.19 |
| LEASE & FACILITY | MEWBOURNE OIL COMPANY | 255.00 | 0.006363620 | 1.62 |
| LEASE & FACILITY | MEWBOURNE OIL COMPANY | 375.00 | 0.006363620 | 2.39 |
| LEASE & FACILITY MAINTENANCE | KEYSTONE PUMP & SUPPLY LI | 86.51 | 0.006363620 | 0.55 |
| LEASE & FACILITY MAINTENANCE | JADE CONSTRUCTION LLC | 890.05 | 0.006363620 | 5.66 |
| LEASE & FACILITY MAINTENANCE | JADE CONSTRUCTION LLC | 55.63 | 0.006363620 | 0.35 |
| LEASE & FACILITY MAINTENANCE | JADE CONSTRUCTION LLC | 83.45 | 0.006363620 | 0.53 |
| LEASE & FACILITY MAINTENANCE | JADE CONSTRUCTION LLC | 556.28 | 0.006363620 | 3.54 |
| LEASE & FACILITY MAINTENANCE | TURNCO ENTERPRISES LLC | 200.00 | 0.006363620 | 1.27 |
| LEASE & FACILITY MAINTENANCE | SARGE TRUCKING SERVICES, I | 60.55 | 0.006363620 | 0.39 |

07-30-2021

189

MEWBOURNE OIL COMPANY

Page 10

SIANA OIL & GAS CO, LLC
TOM M RAGSDALE
P O BOX 2246
CONROE, TX 77305

INVOICE NO.: 202107-25519

INVOICE DATE: 7-31-2021

OWNER: 035904-1

BILLING FOR: July 2021

| REFERENCE/DESCRIPTION OF CHARGES | | GROSS CHARGES | WORKING INTEREST | NET CHARGE |
|--|-----------------------------|------------------|------------------|------------|
| OVERHEAD-FIXED RATE | MEWBOURNE OIL COMPANY | 889.09 | 0.006363620 | 5.66 |
| PRIME MOVER / PUMP MAINTENANCE | INGRAM PROFESSIONAL SERV | 45.36 | 0.006363620 | 0.29 |
| PUMPING | MEWBOURNE OIL COMPANY | 900.00 | 0.006363620 | 5.73 |
| PUMPING | MEWBOURNE OIL COMPANY | 900.00 | 0.006363620 | 5.73 |
| RENTAL SERVICES | KODIAK GAS SERVICES LLC | 3,715.83 | 0.006363620 | 23.65 |
| SALT WATER DISPOSAL | MEWBOURNE OIL COMPANY | 43,916.09 | 0.006363620 | 279.47 |
| Total Lease Operating Expense Cost | | 57,014.69 | | 362.84 |
| 62915000-30 SUBTOTAL | | 57,014.69 | 362.84 | |
| PROPERTY 62915000 TOTAL | | 64,122.37 | 408.07 | |
| PROPERTY: 62916000 62916000-20 CREEDENCE 21/16 W1ED ST COM 1H | | | | |
| <u>Intangible Well Cost</u> | | | | |
| PIPELINE INTERCONNECT | CRESTWOOD PERMIAN BASIN | 7,107.68 | 0.006363620 | 45.23 |
| Total Intangible Well Cost Cost | | 7,107.68 | | 45.23 |
| 62916000-20 SUBTOTAL | | 7,107.68 | 45.23 | |
| PROPERTY: 62916000 62916000-30 CREEDENCE 21/16 W1ED ST COM 1H | | | | |
| <u>Lease Operating Expense</u> | | | | |
| COMPANY SUPERVISION | MEWBOURNE OIL COMPANY | 312.50 | 0.006363620 | 1.99 |
| COMPRESSOR MAINTENANCE | TRINITY OILFIELD SERVICES & | 51.65 | 0.006363620 | 0.33 |
| EMISSIONS CONTROL EQUIPMENT MAINTENANCE | JADE CONSTRUCTION LLC | 194.70 | 0.006363620 | 1.24 |
| EMISSIONS CONTROL EQUIPMENT MAINTENANCE | AUTOMATED WELLHEAD COM | 292.01 | 0.006363620 | 1.86 |
| EMISSIONS CONTROL EQUIPMENT MAINTENANCE | AUTOMATED WELLHEAD COM | 166.47 | 0.006363620 | 1.06 |
| EMISSIONS CONTROL EQUIPMENT MAINTENANCE | AUTOMATED WELLHEAD COM | 269.66 | 0.006363620 | 1.72 |
| EMISSIONS CONTROL EQUIPMENT MAINTENANCE | AUTOMATED WELLHEAD COM | 532.13 | 0.006363620 | 3.39 |
| FUEL/ POWER / ELECTRICAL | XCEL ENERGY | 3,044.54 | 0.006363620 | 19.37 |
| GATHERING/TREATING/DEHYDRATION | MEWBOURNE OIL COMPANY-I | 38.01 | 0.006363620 | 0.24 |
| LEASE & FACILITY | MEWBOURNE OIL COMPANY | 187.50 | 0.006363620 | 1.19 |
| LEASE & FACILITY | MEWBOURNE OIL COMPANY | 255.00 | 0.006363620 | 1.62 |
| LEASE & FACILITY MAINTENANCE | KEYSTONE PUMP & SUPPLY LI | 86.51 | 0.006363620 | 0.55 |
| LEASE & FACILITY MAINTENANCE | JADE CONSTRUCTION LLC | 55.62 | 0.006363620 | 0.35 |
| LEASE & FACILITY MAINTENANCE | JADE CONSTRUCTION LLC | 83.44 | 0.006363620 | 0.53 |
| LEASE & FACILITY MAINTENANCE | JADE CONSTRUCTION LLC | 556.28 | 0.006363620 | 3.54 |
| LEASE & FACILITY MAINTENANCE | TURNCO ENTERPRISES LLC | 400.00 | 0.006363620 | 2.55 |
| LEASE & FACILITY MAINTENANCE | SARGE TRUCKING SERVICES, I | 60.55 | 0.006363620 | 0.39 |
| OVERHEAD-FIXED RATE | MEWBOURNE OIL COMPANY | 889.09 | 0.006363620 | 5.66 |
| PRIME MOVER / PUMP MAINTENANCE | INGRAM PROFESSIONAL SERV | 45.41 | 0.006363620 | 0.29 |
| PUMPING | MEWBOURNE OIL COMPANY | 900.00 | 0.006363620 | 5.73 |
| PUMPING | MEWBOURNE OIL COMPANY | 900.00 | 0.006363620 | 5.73 |
| RENTAL SERVICES | KODIAK GAS SERVICES LLC | 3,715.83 | 0.006363620 | 23.65 |
| SALT WATER DISPOSAL | MEWBOURNE OIL COMPANY | 72,856.94 | 0.006363620 | 463.63 |
| Total Lease Operating Expense Cost | | 85,893.84 | | 546.61 |

07-30-2021

190

MEWBOURNE OIL COMPANY

Page 11

SIANA OIL & GAS CO, LLC
TOM M RAGSDALE
P O BOX 2246
CONROE, TX 77305

INVOICE NO.: 202107-25519

INVOICE DATE: 7-31-2021

OWNER: 035904-1

BILLING FOR: July 2021

| REFERENCE/DESCRIPTION OF CHARGES | | GROSS CHARGES | WORKING INTEREST | NET CHARGE |
|--|--------------------------|------------------|---------------------|---------------|
| 62916000-30 SUBTOTAL | | 85,893.84 | 546.61 | |
| PROPERTY 62916000 TOTAL | | 93,001.52 | 591.84 | |
| PROPERTY: 62948000 62948000-10 INLAND 26/23 B2PI STATE COM 1H | | | | |
| <u>Intangible Well Cost</u> | | | | |
| COMPANY SUPERVISION | MEWBOURNE OIL COMPANY | -550.00 | 0.100000000 | -55.00 |
| COMPANY SUPERVISION | MEWBOURNE OIL COMPANY | 550.00 | 0.100000000 | 55.00 |
| Total Intangible Well Cost Cost | | 0.00 | | 0.00 |
| <u>Intangible Well Cost</u> | | | | |
| REGULATORY PERMITS & SURVEYS | RRC ENERGY SERVICES LLC | -2,055.08 | 0.100000000 | -205.51 |
| REGULATORY PERMITS & SURVEYS | RRC ENERGY SERVICES LLC | 2,055.08 | 0.100000000 | 205.51 |
| Total Intangible Well Cost Cost | | 0.00 | | 0.00 |
| <u>Intangible Well Cost</u> | | | | |
| COMPANY SUPERVISION | MEWBOURNE OIL COMPANY | -1,125.00 | 0.100000000 | -112.50 |
| COMPANY SUPERVISION | MEWBOURNE OIL COMPANY | -562.50 | 0.100000000 | -56.25 |
| COMPANY SUPERVISION | MEWBOURNE OIL COMPANY | -368.75 | 0.100000000 | -36.88 |
| COMPANY SUPERVISION | MEWBOURNE OIL COMPANY | 1,125.00 | 0.100000000 | 112.50 |
| COMPANY SUPERVISION | MEWBOURNE OIL COMPANY | 562.50 | 0.100000000 | 56.25 |
| COMPANY SUPERVISION | MEWBOURNE OIL COMPANY | 368.75 | 0.100000000 | 36.88 |
| Total Intangible Well Cost Cost | | 0.00 | | 0.00 |
| <u>Intangible Well Cost</u> | | | | |
| REGULATORY PERMITS & SURVEYS | RRC ENERGY SERVICES LLC | -234.99 | 0.100000000 | -23.50 |
| REGULATORY PERMITS & SURVEYS | RRC ENERGY SERVICES LLC | 234.99 | 0.100000000 | 23.50 |
| Total Intangible Well Cost Cost | | 0.00 | | 0.00 |
| <u>Intangible Well Cost</u> | | | | |
| COMPANY SUPERVISION | MEWBOURNE OIL COMPANY | -625.00 | 0.100000000 | -62.50 |
| COMPANY SUPERVISION | MEWBOURNE OIL COMPANY | -625.00 | 0.100000000 | -62.50 |
| LOCATION / ROAD / SITE / PREPARATION | THE MERCHANT LIVESTOCK C | -18,029.14 | 0.100000000 | -1,802.91 |
| LOCATION / ROAD / SITE / PREPARATION | THE MERCHANT LIVESTOCK C | -6,958.80 | 0.100000000 | -695.88 |
| REGULATORY PERMITS & SURVEYS | RRC ENERGY SERVICES LLC | -2,685.20 | 0.100000000 | -268.52 |
| COMPANY SUPERVISION | MEWBOURNE OIL COMPANY | 625.00 | 0.100000000 | 62.50 |
| COMPANY SUPERVISION | MEWBOURNE OIL COMPANY | 625.00 | 0.100000000 | 62.50 |
| LOCATION / ROAD / SITE / PREPARATION | THE MERCHANT LIVESTOCK C | 18,029.14 | 0.100000000 | 1,802.92 |
| LOCATION / ROAD / SITE / PREPARATION | THE MERCHANT LIVESTOCK C | 6,958.80 | 0.100000000 | 695.88 |
| REGULATORY PERMITS & SURVEYS | RRC ENERGY SERVICES LLC | 2,685.20 | 0.100000000 | 268.52 |
| Total Intangible Well Cost Cost | | 0.00 | | 0.01 |
| <u>Intangible Well Cost</u> | | | | |

07-30-2021

191

MEWBOURNE OIL COMPANY

Page 12

SIANA OIL & GAS CO, LLC
TOM M RAGSDALE
P O BOX 2246
CONROE, TX 77305

INVOICE NO.: 202107-25519

INVOICE DATE: 7-31-2021

OWNER: 035904-1

BILLING FOR: July 2021

| REFERENCE/DESCRIPTION OF CHARGES | | GROSS CHARGES | WORKING INTEREST | NET CHARGE |
|--------------------------------------|-----------------------------|---------------|------------------|------------|
| COMPANY SUPERVISION | MEWBOURNE OIL COMPANY | -625.00 | 0.100000000 | -62.50 |
| COMPANY SUPERVISION | MEWBOURNE OIL COMPANY | -1,562.50 | 0.100000000 | -156.25 |
| LOCATION / ROAD / SITE / PREPARATION | TRINITY OILFIELD SERVICES & | -31,423.17 | 0.100000000 | -3,142.32 |
| COMPANY SUPERVISION | MEWBOURNE OIL COMPANY | 625.00 | 0.100000000 | 62.50 |
| COMPANY SUPERVISION | MEWBOURNE OIL COMPANY | 1,562.50 | 0.100000000 | 156.25 |
| LOCATION / ROAD / SITE / PREPARATION | TRINITY OILFIELD SERVICES & | 31,423.17 | 0.100000000 | 3,142.32 |
| Total Intangible Well Cost Cost | | 0.00 | | 0.00 |
| <u>Intangible Well Cost</u> | | | | |
| COMPANY SUPERVISION | MEWBOURNE OIL COMPANY | -625.00 | 0.100000000 | -62.50 |
| COMPANY SUPERVISION | MEWBOURNE OIL COMPANY | -1,031.25 | 0.100000000 | -103.13 |
| COMPANY SUPERVISION | MEWBOURNE OIL COMPANY | 625.00 | 0.100000000 | 62.50 |
| COMPANY SUPERVISION | MEWBOURNE OIL COMPANY | 1,031.25 | 0.100000000 | 103.12 |
| Total Intangible Well Cost Cost | | 0.00 | | -0.01 |
| <u>Intangible Well Cost</u> | | | | |
| COMPANY SUPERVISION | MEWBOURNE OIL COMPANY | -325.00 | 0.100000000 | -32.50 |
| COMPANY SUPERVISION | MEWBOURNE OIL COMPANY | -650.00 | 0.100000000 | -65.00 |
| COMPANY SUPERVISION | MEWBOURNE OIL COMPANY | -650.00 | 0.100000000 | -65.00 |
| COMPANY SUPERVISION | MEWBOURNE OIL COMPANY | -412.50 | 0.100000000 | -41.25 |
| COMPANY SUPERVISION | MEWBOURNE OIL COMPANY | -1,300.00 | 0.100000000 | -130.00 |
| REGULATORY PERMITS & SURVEYS | BOONE ARCHAEOLOGICAL RE | -957.75 | 0.100000000 | -95.78 |
| COMPANY SUPERVISION | MEWBOURNE OIL COMPANY | 325.00 | 0.100000000 | 32.50 |
| COMPANY SUPERVISION | MEWBOURNE OIL COMPANY | 650.00 | 0.100000000 | 64.99 |
| COMPANY SUPERVISION | MEWBOURNE OIL COMPANY | 650.00 | 0.100000000 | 64.99 |
| COMPANY SUPERVISION | MEWBOURNE OIL COMPANY | 412.50 | 0.100000000 | 41.25 |
| COMPANY SUPERVISION | MEWBOURNE OIL COMPANY | 1,300.00 | 0.100000000 | 130.00 |
| REGULATORY PERMITS & SURVEYS | BOONE ARCHAEOLOGICAL RE | 957.75 | 0.100000000 | 95.77 |
| Total Intangible Well Cost Cost | | 0.00 | | -0.03 |
| <u>Intangible Well Cost</u> | | | | |
| COMPANY SUPERVISION | MEWBOURNE OIL COMPANY | -1,275.00 | 0.100000000 | -127.50 |
| REGULATORY PERMITS & SURVEYS | RRC ENERGY SERVICES LLC | -848.22 | 0.100000000 | -84.82 |
| COMPANY SUPERVISION | MEWBOURNE OIL COMPANY | 1,275.00 | 0.100000000 | 127.50 |
| REGULATORY PERMITS & SURVEYS | RRC ENERGY SERVICES LLC | 848.22 | 0.100000000 | 84.82 |
| Total Intangible Well Cost Cost | | 0.00 | | 0.00 |
| <u>Intangible Well Cost</u> | | | | |
| CEMENTING | WEATHERFORD US LP | -25,572.67 | 0.100000000 | -2,557.26 |
| CEMENTING | WEATHERFORD US LP | -2,248.21 | 0.100000000 | -224.82 |
| CEMENTING | WEATHERFORD US LP | -3,385.03 | 0.100000000 | -338.50 |
| CEMENTING | UNIVERSAL PRESSURE PUMPI | -27,538.49 | 0.100000000 | -2,753.85 |

07-30-2021

192

MEWBOURNE OIL COMPANY

Page 13

SIANA OIL & GAS CO, LLC
TOM M RAGSDALE
P O BOX 2246
CONROE, TX 77305

INVOICE NO.: 202107-25519

INVOICE DATE: 7-31-2021

OWNER: 035904-1

BILLING FOR: July 2021

| REFERENCE/DESCRIPTION OF CHARGES | | GROSS CHARGES | WORKING INTEREST | NET CHARGE |
|--|--------------------------|---------------|------------------|------------|
| COMPANY SUPERVISION | MEWBOURNE OIL COMPANY | -600.00 | 0.100000000 | -60.00 |
| COMPANY SUPERVISION | MEWBOURNE OIL COMPANY | -525.00 | 0.100000000 | -52.50 |
| COMPANY SUPERVISION | MEWBOURNE OIL COMPANY | -195.00 | 0.100000000 | -19.50 |
| COMPANY SUPERVISION | MEWBOURNE OIL COMPANY | -2,812.50 | 0.100000000 | -281.25 |
| REGULATORY PERMITS & SURVEYS | A-1 SIGN ENGRAVERS INC | -88.54 | 0.100000000 | -8.85 |
| TRANSPORTATION | L & R WELL SERVICE INC | -890.05 | 0.100000000 | -89.00 |
| TRANSPORTATION | HUGHES OILFIELD TRANSPOR | -386.65 | 0.100000000 | -38.67 |
| TRANSPORTATION | MCCULLAR AND SON'S WELDI | -694.82 | 0.100000000 | -69.48 |
| TRANSPORTATION | MCCULLAR AND SON'S WELDI | -1,068.96 | 0.100000000 | -106.90 |
| WELDING / CONSTRUCTION / MAINT. SERVICES | MCCULLAR AND SON'S WELDI | -654.20 | 0.100000000 | -65.42 |
| WELDING / CONSTRUCTION / MAINT. SERVICES | MC WELDING LLC | -419.59 | 0.100000000 | -41.96 |
| CEMENTING | WEATHERFORD US LP | 25,572.67 | 0.100000000 | 2,557.27 |
| CEMENTING | WEATHERFORD US LP | 2,248.21 | 0.100000000 | 224.82 |
| CEMENTING | WEATHERFORD US LP | 3,385.03 | 0.100000000 | 338.50 |
| CEMENTING | UNIVERSAL PRESSURE PUMPI | 27,538.49 | 0.100000000 | 2,753.85 |
| COMPANY SUPERVISION | MEWBOURNE OIL COMPANY | -600.00 | 0.100000000 | 60.00 |
| COMPANY SUPERVISION | MEWBOURNE OIL COMPANY | -525.00 | 0.100000000 | 52.50 |
| COMPANY SUPERVISION | MEWBOURNE OIL COMPANY | -195.00 | 0.100000000 | 19.50 |
| COMPANY SUPERVISION | MEWBOURNE OIL COMPANY | -2,812.50 | 0.100000000 | 281.25 |
| REGULATORY PERMITS & SURVEYS | A-1 SIGN ENGRAVERS INC | 88.54 | 0.100000000 | 8.86 |
| TRANSPORTATION | L & R WELL SERVICE INC | 890.05 | 0.100000000 | 89.01 |
| TRANSPORTATION | HUGHES OILFIELD TRANSPOR | 386.65 | 0.100000000 | 38.67 |
| TRANSPORTATION | MCCULLAR AND SON'S WELDI | 694.82 | 0.100000000 | 69.49 |
| TRANSPORTATION | MCCULLAR AND SON'S WELDI | 1,068.96 | 0.100000000 | 106.90 |
| WELDING / CONSTRUCTION / MAINT. SERVICES | MCCULLAR AND SON'S WELDI | 654.20 | 0.100000000 | 65.41 |
| WELDING / CONSTRUCTION / MAINT. SERVICES | MC WELDING LLC | 419.59 | 0.100000000 | 41.96 |
| Total Intangible Well Cost Cost | | 0.00 | | 0.03 |

Intangible Well Cost

| | | | | |
|---------------------|--------------------------|------------|-------------|-----------|
| BITS | NATIONAL OILWELL DHT LP | -8,294.12 | 0.100000000 | -829.41 |
| BITS | ULTERRA DRILLING TECHNOI | -10,540.51 | 0.100000000 | -1,054.05 |
| BITS | ULTERRA DRILLING TECHNOI | -18,316.91 | 0.100000000 | -1,831.69 |
| BITS | TAUREX DRILL BITS LLC | -8,123.51 | 0.100000000 | -812.35 |
| BITS | TAUREX DRILL BITS LLC | -10,233.51 | 0.100000000 | -1,023.35 |
| CEMENTING | WEATHERFORD US LP | -1,502.29 | 0.100000000 | -150.23 |
| CEMENTING | UNIVERSAL PRESSURE PUMPI | -32,545.95 | 0.100000000 | -3,254.59 |
| CEMENTING | UNIVERSAL PRESSURE PUMPI | -19,825.51 | 0.100000000 | -1,982.55 |
| COMPANY SUPERVISION | MEWBOURNE OIL COMPANY | -600.00 | 0.100000000 | -60.00 |
| COMPANY SUPERVISION | MEWBOURNE OIL COMPANY | -1,500.00 | 0.100000000 | -150.00 |
| COMPANY SUPERVISION | MEWBOURNE OIL COMPANY | -5,218.50 | 0.100000000 | -521.85 |
| COMPANY SUPERVISION | MEWBOURNE OIL COMPANY | -1,050.00 | 0.100000000 | -105.00 |
| COMPANY SUPERVISION | MEWBOURNE OIL COMPANY | -1,695.00 | 0.100000000 | -169.50 |

07-30-2021

193

MEWBOURNE OIL COMPANY

Page 14

SIANA OIL & GAS CO, LLC
TOM M RAGSDALE
P O BOX 2246
CONROE, TX 77305

INVOICE NO.: 202107-25519

INVOICE DATE: 7-31-2021

OWNER: 035904-1

BILLING FOR: July 2021

| REFERENCE/DESCRIPTION OF CHARGES | | GROSS CHARGES | WORKING INTEREST | NET CHARGE |
|----------------------------------|----------------------------|------------------|---------------------|---------------|
| COMPANY SUPERVISION | MEWBOURNE OIL COMPANY | -2,250.00 | 0.100000000 | -225.00 |
| COMPANY SUPERVISION | MEWBOURNE OIL COMPANY | -5,040.00 | 0.100000000 | -504.00 |
| COMPANY SUPERVISION | MEWBOURNE OIL COMPANY | -2,362.50 | 0.100000000 | -236.25 |
| COMPANY SUPERVISION | MEWBOURNE OIL COMPANY | -550.00 | 0.100000000 | -55.00 |
| COMPANY SUPERVISION | MEWBOURNE OIL COMPANY | -5,943.00 | 0.100000000 | -594.30 |
| COMPANY SUPERVISION | MEWBOURNE OIL COMPANY | -1,575.00 | 0.100000000 | -157.50 |
| COMPANY SUPERVISION | MEWBOURNE OIL COMPANY | -1,911.00 | 0.100000000 | -191.10 |
| COMPANY SUPERVISION | MEWBOURNE OIL COMPANY | -4,725.00 | 0.100000000 | -472.50 |
| COMPANY SUPERVISION | MEWBOURNE OIL COMPANY | -4,125.00 | 0.100000000 | -412.50 |
| COMPANY SUPERVISION | MEWBOURNE OIL COMPANY | -12,600.00 | 0.100000000 | -1,260.00 |
| CONTRACT SERVICES & SUPERVISION | GSM OILFIELD SERVICES INC | -4,747.50 | 0.100000000 | -474.75 |
| CONTRACT SERVICES & SUPERVISION | GSM OILFIELD SERVICES INC | -11,077.50 | 0.100000000 | -1,107.75 |
| CONTRACT SERVICES & SUPERVISION | GSM OILFIELD SERVICES INC | -11,077.50 | 0.100000000 | -1,107.75 |
| CONTRACT SERVICES & SUPERVISION | GSM OILFIELD SERVICES INC | -11,077.50 | 0.100000000 | -1,107.75 |
| CONTRACT SERVICES & SUPERVISION | GSM OILFIELD SERVICES INC | -11,077.50 | 0.100000000 | -1,107.75 |
| EQUIPMENT RENTAL | THE SYDCO SYSTEM INC | -1,879.98 | 0.100000000 | -188.00 |
| EQUIPMENT RENTAL | MAN WELDING SERVICE | -1,055.00 | 0.100000000 | -105.50 |
| EQUIPMENT RENTAL | PASON SYSTEMS USA CORPOE | -13,649.59 | 0.100000000 | -1,364.96 |
| EQUIPMENT RENTAL | WEATHERFORD US LP | -3,508.79 | 0.100000000 | -350.88 |
| EQUIPMENT RENTAL | WEATHERFORD US LP | -9,944.24 | 0.100000000 | -994.43 |
| EQUIPMENT RENTAL | BLAIR TOOL LLC | -5,833.30 | 0.100000000 | -583.33 |
| EQUIPMENT RENTAL | BLAIR TOOL LLC | -710.30 | 0.100000000 | -71.03 |
| EQUIPMENT RENTAL | CAMPBELL OILFIELD SERVICE | -45,866.04 | 0.100000000 | -4,586.61 |
| EQUIPMENT RENTAL | LA ENTERPRISE SERVICES INC | -402.10 | 0.100000000 | -40.21 |
| EQUIPMENT RENTAL | LA ENTERPRISE SERVICES INC | -1,345.60 | 0.100000000 | -134.56 |
| EQUIPMENT RENTAL | LA ENTERPRISE SERVICES INC | -1,429.70 | 0.100000000 | -142.97 |
| EQUIPMENT RENTAL | LA ENTERPRISE SERVICES INC | -2,901.45 | 0.100000000 | -290.14 |
| EQUIPMENT RENTAL | FRAC TANK RENTALS LLC | -9,586.42 | 0.100000000 | -958.64 |
| EQUIPMENT RENTAL | LUCKY HEALTH & SAFETY LL | -1,781.85 | 0.100000000 | -178.19 |
| EQUIPMENT RENTAL | LUCKY HEALTH & SAFETY LL | -1,288.16 | 0.100000000 | -128.82 |
| EQUIPMENT RENTAL | POWERSAT COMMUNICATION | -5,215.12 | 0.100000000 | -521.51 |
| EQUIPMENT RENTAL | DRILLING TOOLS INTERNATIC | -569.94 | 0.100000000 | -56.99 |
| EQUIPMENT RENTAL | DRILLING TOOLS INTERNATIC | -10,550.00 | 0.100000000 | -1,055.00 |
| EQUIPMENT RENTAL | INVICTUS TOOLS LLC | -1,576.00 | 0.100000000 | -157.60 |
| EQUIPMENT RENTAL | PATTERSON UTI DRILLING CO | -527.51 | 0.100000000 | -52.75 |
| EQUIPMENT RENTAL | PATTERSON UTI DRILLING CO | -5,802.51 | 0.100000000 | -580.25 |
| FUEL | FRONK OIL COMPANY INC | -12,748.01 | 0.100000000 | -1,274.81 |
| FUEL | FRONK OIL COMPANY INC | -10,593.75 | 0.100000000 | -1,059.37 |
| FUEL | FRONK OIL COMPANY INC | -13,107.24 | 0.100000000 | -1,310.72 |
| FUEL | FRONK OIL COMPANY INC | -13,411.47 | 0.100000000 | -1,341.15 |
| FUEL | FRONK OIL COMPANY INC | -12,774.88 | 0.100000000 | -1,277.49 |
| FUEL | FRONK OIL COMPANY INC | 11,509.29 | 0.100000000 | 1,150.93 |

07-30-2021

194

MEWBOURNE OIL COMPANY

Page 15

SIANA OIL & GAS CO, LLC
TOM M RAGSDALE
P O BOX 2246
CONROE, TX 77305

INVOICE NO.: 202107-25519

INVOICE DATE: 7-31-2021

OWNER: 035904-1

BILLING FOR: July 2021

| REFERENCE/DESCRIPTION OF CHARGES | | GROSS CHARGES | WORKING INTEREST | NET CHARGE |
|----------------------------------|----------------------------|------------------|---------------------|---------------|
| INSPECTION & REPAIR SERVICES | CONNECTION INSPECTION SEI | -2,214.86 | 0.100000000 | -221.48 |
| INTANGIBLE SUPPLIES | GARNER PUMP & SUPPLY INC | -233.13 | 0.100000000 | -23.31 |
| INTANGIBLE SUPPLIES | CONTINENTAL WIRE CLOTH L | -8,925.31 | 0.100000000 | -892.53 |
| INTANGIBLE SUPPLIES | WELLBORE INTEGRITY SOLUT | -1,948.50 | 0.100000000 | -194.85 |
| LOCATION / RESTORATION | DUKE OILFIELD SERVICES LLC | -379.80 | 0.100000000 | -37.98 |
| LOCATION / RESTORATION | R360 ENVIRONMENTAL SOLUT | -1,460.12 | 0.100000000 | -146.02 |
| LOCATION / RESTORATION | R360 ENVIRONMENTAL SOLUT | -13,546.20 | 0.100000000 | -1,354.62 |
| LOCATION / RESTORATION | R360 ENVIRONMENTAL SOLUT | -36,824.78 | 0.100000000 | -3,682.48 |
| LOCATION / RESTORATION | AGAVE TRANSPORTATION SEI | -420.50 | 0.100000000 | -42.05 |
| LOCATION / RESTORATION | AGAVE TRANSPORTATION SEI | -9,264.93 | 0.100000000 | -926.49 |
| LOCATION / RESTORATION | AGAVE TRANSPORTATION SEI | -2,956.33 | 0.100000000 | -295.63 |
| LOCATION / RESTORATION | QATAR LLC | -516.70 | 0.100000000 | -51.67 |
| LOCATION / RESTORATION | QATAR LLC | -7,879.67 | 0.100000000 | -787.97 |
| LOCATION / RESTORATION | QATAR LLC | -3,358.55 | 0.100000000 | -335.86 |
| LOCATION / RESTORATION | QATAR LLC | -699.70 | 0.100000000 | -69.97 |
| LOCATION / RESTORATION | QATAR LLC | -349.85 | 0.100000000 | -34.98 |
| LOCATION / RESTORATION | QATAR LLC | -13,950.90 | 0.100000000 | -1,395.09 |
| LOCATION / RESTORATION | QATAR LLC | -2,454.32 | 0.100000000 | -245.43 |
| LOCATION / RESTORATION | QATAR LLC | -5,631.22 | 0.100000000 | -563.12 |
| LOCATION / RESTORATION | QATAR LLC | -6,103.52 | 0.100000000 | -610.36 |
| LOCATION / RESTORATION | QATAR LLC | -4,521.12 | 0.100000000 | -452.11 |
| LOCATION / RESTORATION | QATAR LLC | -3,358.55 | 0.100000000 | -335.86 |
| LOCATION / RESTORATION | SUNDANCE SERVICES WEST I | -4,233.48 | 0.100000000 | -423.35 |
| MUD - SPECIALIZED | NOVA MUD INC | -33,680.46 | 0.100000000 | -3,368.05 |
| MUD - SPECIALIZED | FRONK OIL COMPANY INC | -1,749.89 | 0.100000000 | -174.99 |
| MUD - SPECIALIZED | FRONK OIL COMPANY INC | -13,503.30 | 0.100000000 | -1,350.33 |
| MUD - SPECIALIZED | FRONK OIL COMPANY INC | -13,147.93 | 0.100000000 | -1,314.79 |
| MUD - SPECIALIZED | NOVA TRUCKING LLC | -969.29 | 0.100000000 | -96.93 |
| MUD - SPECIALIZED | QATAR LLC | -645.88 | 0.100000000 | -64.59 |
| MUD - SPECIALIZED | D WEBB INDUSTRIES LLC | -3,825.84 | 0.100000000 | -382.58 |
| MUD - SPECIALIZED | PATTERSON UTI DRILLING CO | -3,196.65 | 0.100000000 | -319.66 |
| TRANSPORTATION | HUGHES OILFIELD TRANSPOR | -1,722.90 | 0.100000000 | -172.29 |
| TRANSPORTATION | HUGHES OILFIELD TRANSPOR | -1,722.90 | 0.100000000 | -172.29 |
| TRANSPORTATION | HUGHES OILFIELD TRANSPOR | -395.13 | 0.100000000 | -39.52 |
| TRANSPORTATION | DIVINE ENERGY SERVICES LL | -529.79 | 0.100000000 | -52.98 |
| TRANSPORTATION | DIVINE ENERGY SERVICES LL | -683.60 | 0.100000000 | -68.36 |
| TRANSPORTATION | DIVINE ENERGY SERVICES LL | -1,709.00 | 0.100000000 | -170.90 |
| TRANSPORTATION | DIVINE ENERGY SERVICES LL | -1,709.00 | 0.100000000 | -170.90 |
| TRANSPORTATION | DIVINE ENERGY SERVICES LL | -427.25 | 0.100000000 | -42.73 |
| TRANSPORTATION | DIVINE ENERGY SERVICES LL | -341.80 | 0.100000000 | -34.18 |
| TRANSPORTATION | MCCULLAR AND SON'S WELDI | -694.82 | 0.100000000 | -69.48 |
| WATER AND OTHER | DUKE OILFIELD SERVICES LLC | -30,277.97 | 0.100000000 | -3,027.80 |

07-30-2021

195

MEWBOURNE OIL COMPANY

Page 16

SIANA OIL & GAS CO, LLC
TOM M RAGSDALE
P O BOX 2246
CONROE, TX 77305

INVOICE NO.: 202107-25519

INVOICE DATE: 7-31-2021

OWNER: 035904-1

BILLING FOR: July 2021

| REFERENCE/DESCRIPTION OF CHARGES | | GROSS CHARGES | WORKING INTEREST | NET CHARGE |
|--|----------------------------|---------------|------------------|------------|
| WATER AND OTHER | DUKE OILFIELD SERVICES LLC | -13,975.06 | 0.100000000 | -1,397.51 |
| WATER AND OTHER | AGAVE TRANSPORTATION SEI | -1,372.58 | 0.100000000 | -137.26 |
| WATER AND OTHER | AGAVE TRANSPORTATION SEI | -686.29 | 0.100000000 | -68.63 |
| WATER AND OTHER | NOVA TRUCKING LLC | -759.60 | 0.100000000 | -75.96 |
| WATER AND OTHER | NOVA TRUCKING LLC | -1,804.05 | 0.100000000 | -180.40 |
| WATER AND OTHER | QATAR LLC | -523.43 | 0.100000000 | -52.34 |
| WATER AND OTHER | QATAR LLC | -721.23 | 0.100000000 | -72.12 |
| WATER AND OTHER | QATAR LLC | -10,140.23 | 0.100000000 | -1,014.02 |
| WATER AND OTHER | QATAR LLC | -28,866.03 | 0.100000000 | -2,886.60 |
| WATER AND OTHER | QATAR LLC | -3,380.08 | 0.100000000 | -338.01 |
| WATER AND OTHER | QATAR LLC | -1,182.76 | 0.100000000 | -118.27 |
| WATER AND OTHER | QATAR LLC | -2,518.91 | 0.100000000 | -251.89 |
| WELDING / CONSTRUCTION / MAINT. SERVICES | MC WELDING LLC | -567.41 | 0.100000000 | -56.74 |
| BITS | NATIONAL OILWELL DHT LP | 8,294.12 | 0.100000000 | 829.42 |
| BITS | ULTERRA DRILLING TECHNOI | 10,540.51 | 0.100000000 | 1,054.05 |
| BITS | ULTERRA DRILLING TECHNOI | 18,316.91 | 0.100000000 | 1,831.69 |
| BITS | TAUREX DRILL BITS LLC | 8,123.51 | 0.100000000 | 812.35 |
| BITS | TAUREX DRILL BITS LLC | 10,233.51 | 0.100000000 | 1,023.36 |
| CEMENTING | WEATHERFORD US LP | 1,502.29 | 0.100000000 | 150.23 |
| CEMENTING | UNIVERSAL PRESSURE PUMPI | 32,545.95 | 0.100000000 | 3,254.60 |
| CEMENTING | UNIVERSAL PRESSURE PUMPI | 19,825.51 | 0.100000000 | 1,982.56 |
| COMPANY SUPERVISION | MEWBOURNE OIL COMPANY | 600.00 | 0.100000000 | 60.00 |
| COMPANY SUPERVISION | MEWBOURNE OIL COMPANY | 1,500.00 | 0.100000000 | 150.00 |
| COMPANY SUPERVISION | MEWBOURNE OIL COMPANY | 5,218.50 | 0.100000000 | 521.84 |
| COMPANY SUPERVISION | MEWBOURNE OIL COMPANY | 1,050.00 | 0.100000000 | 105.00 |
| COMPANY SUPERVISION | MEWBOURNE OIL COMPANY | 1,695.00 | 0.100000000 | 169.50 |
| COMPANY SUPERVISION | MEWBOURNE OIL COMPANY | 2,250.00 | 0.100000000 | 224.99 |
| COMPANY SUPERVISION | MEWBOURNE OIL COMPANY | 5,040.00 | 0.100000000 | 504.00 |
| COMPANY SUPERVISION | MEWBOURNE OIL COMPANY | 2,362.50 | 0.100000000 | 236.24 |
| COMPANY SUPERVISION | MEWBOURNE OIL COMPANY | 550.00 | 0.100000000 | 55.00 |
| COMPANY SUPERVISION | MEWBOURNE OIL COMPANY | 5,943.00 | 0.100000000 | 594.29 |
| COMPANY SUPERVISION | MEWBOURNE OIL COMPANY | 1,575.00 | 0.100000000 | 157.50 |
| COMPANY SUPERVISION | MEWBOURNE OIL COMPANY | 1,911.00 | 0.100000000 | 191.09 |
| COMPANY SUPERVISION | MEWBOURNE OIL COMPANY | 4,725.00 | 0.100000000 | 472.50 |
| COMPANY SUPERVISION | MEWBOURNE OIL COMPANY | 4,125.00 | 0.100000000 | 412.50 |
| COMPANY SUPERVISION | MEWBOURNE OIL COMPANY | 12,600.00 | 0.100000000 | 1,260.00 |
| CONTRACT SERVICES & SUPERVISION | GSM OILFIELD SERVICES INC | 4,747.50 | 0.100000000 | 474.74 |
| CONTRACT SERVICES & SUPERVISION | GSM OILFIELD SERVICES INC | 11,077.50 | 0.100000000 | 1,107.75 |
| CONTRACT SERVICES & SUPERVISION | GSM OILFIELD SERVICES INC | 11,077.50 | 0.100000000 | 1,107.75 |
| CONTRACT SERVICES & SUPERVISION | GSM OILFIELD SERVICES INC | 11,077.50 | 0.100000000 | 1,107.75 |
| CONTRACT SERVICES & SUPERVISION | GSM OILFIELD SERVICES INC | 11,077.50 | 0.100000000 | 1,107.75 |
| EQUIPMENT RENTAL | THE SYDCO SYSTEM INC | 1,879.98 | 0.100000000 | 188.00 |

07-30-2021

196

MEWBOURNE OIL COMPANY

Page 17

SIANA OIL & GAS CO, LLC
TOM M RAGSDALE
P O BOX 2246
CONROE, TX 77305

INVOICE NO.: 202107-25519

INVOICE DATE: 7-31-2021

OWNER: 035904-1

BILLING FOR: July 2021

| REFERENCE/DESCRIPTION OF CHARGES | | GROSS CHARGES | WORKING INTEREST | NET CHARGE |
|----------------------------------|----------------------------|------------------|---------------------|---------------|
| EQUIPMENT RENTAL | MAN WELDING SERVICE | 1,055.00 | 0.100000000 | 105.50 |
| EQUIPMENT RENTAL | PASON SYSTEMS USA CORPOF | 13,649.59 | 0.100000000 | 1,364.96 |
| EQUIPMENT RENTAL | WEATHERFORD US LP | 3,508.79 | 0.100000000 | 350.88 |
| EQUIPMENT RENTAL | WEATHERFORD US LP | 9,944.24 | 0.100000000 | 994.42 |
| EQUIPMENT RENTAL | BLAIR TOOL LLC | 5,833.30 | 0.100000000 | 583.32 |
| EQUIPMENT RENTAL | BLAIR TOOL LLC | 710.30 | 0.100000000 | 71.02 |
| EQUIPMENT RENTAL | CAMPBELL OILFIELD SERVICE | 45,866.04 | 0.100000000 | 4,586.60 |
| EQUIPMENT RENTAL | LA ENTERPRISE SERVICES INC | 402.10 | 0.100000000 | 40.21 |
| EQUIPMENT RENTAL | LA ENTERPRISE SERVICES INC | 1,345.60 | 0.100000000 | 134.56 |
| EQUIPMENT RENTAL | LA ENTERPRISE SERVICES INC | 1,429.70 | 0.100000000 | 142.97 |
| EQUIPMENT RENTAL | LA ENTERPRISE SERVICES INC | 2,901.45 | 0.100000000 | 290.14 |
| EQUIPMENT RENTAL | FRAC TANK RENTALS LLC | 9,586.42 | 0.100000000 | 958.64 |
| EQUIPMENT RENTAL | LUCKY HEALTH & SAFETY LL | 1,781.85 | 0.100000000 | 178.19 |
| EQUIPMENT RENTAL | LUCKY HEALTH & SAFETY LL | 1,288.16 | 0.100000000 | 128.82 |
| EQUIPMENT RENTAL | POWERSAT COMMUNICATION | 5,215.12 | 0.100000000 | 521.51 |
| EQUIPMENT RENTAL | DRILLING TOOLS INTERNATIC | 569.94 | 0.100000000 | 57.00 |
| EQUIPMENT RENTAL | DRILLING TOOLS INTERNATIC | 10,550.00 | 0.100000000 | 1,055.00 |
| EQUIPMENT RENTAL | INVICTUS TOOLS LLC | 1,576.00 | 0.100000000 | 157.60 |
| EQUIPMENT RENTAL | PATTERSON UTI DRILLING CO | 527.51 | 0.100000000 | 52.75 |
| EQUIPMENT RENTAL | PATTERSON UTI DRILLING CO | 5,802.51 | 0.100000000 | 580.26 |
| FUEL | FRONK OIL COMPANY INC | 12,748.01 | 0.100000000 | 1,274.80 |
| FUEL | FRONK OIL COMPANY INC | 10,593.75 | 0.100000000 | 1,059.38 |
| FUEL | FRONK OIL COMPANY INC | 13,107.24 | 0.100000000 | 1,310.73 |
| FUEL | FRONK OIL COMPANY INC | 13,411.47 | 0.100000000 | 1,341.14 |
| FUEL | FRONK OIL COMPANY INC | 12,774.88 | 0.100000000 | 1,277.49 |
| FUEL | FRONK OIL COMPANY INC | -11,509.29 | 0.100000000 | -1,150.93 |
| INSPECTION & REPAIR SERVICES | CONNECTION INSPECTION SEI | 2,214.86 | 0.100000000 | 221.49 |
| INTANGIBLE SUPPLIES | GARNER PUMP & SUPPLY INC | 233.13 | 0.100000000 | 23.31 |
| INTANGIBLE SUPPLIES | CONTINENTAL WIRE CLOTH L | 8,925.31 | 0.100000000 | 892.54 |
| INTANGIBLE SUPPLIES | WELLBORE INTEGRITY SOLUT | 1,948.50 | 0.100000000 | 194.86 |
| LOCATION / RESTORATION | DUKE OILFIELD SERVICES LLC | 379.80 | 0.100000000 | 37.98 |
| LOCATION / RESTORATION | R360 ENVIRONMENTAL SOLUT | 1,460.12 | 0.100000000 | 146.01 |
| LOCATION / RESTORATION | R360 ENVIRONMENTAL SOLUT | 13,546.20 | 0.100000000 | 1,354.62 |
| LOCATION / RESTORATION | R360 ENVIRONMENTAL SOLUT | 36,824.78 | 0.100000000 | 3,682.48 |
| LOCATION / RESTORATION | AGAVE TRANSPORTATION SEI | 420.50 | 0.100000000 | 42.05 |
| LOCATION / RESTORATION | AGAVE TRANSPORTATION SEI | 9,264.93 | 0.100000000 | 926.49 |
| LOCATION / RESTORATION | AGAVE TRANSPORTATION SEI | 2,956.33 | 0.100000000 | 295.63 |
| LOCATION / RESTORATION | QATAR LLC | 516.70 | 0.100000000 | 51.67 |
| LOCATION / RESTORATION | QATAR LLC | 7,879.67 | 0.100000000 | 787.97 |
| LOCATION / RESTORATION | QATAR LLC | 3,358.55 | 0.100000000 | 335.86 |
| LOCATION / RESTORATION | QATAR LLC | 699.70 | 0.100000000 | 69.97 |
| LOCATION / RESTORATION | QATAR LLC | 349.85 | 0.100000000 | 34.99 |

07-30-2021

197

MEWBOURNE OIL COMPANY

Page 18

SIANA OIL & GAS CO, LLC
TOM M RAGSDALE
P O BOX 2246
CONROE, TX 77305

INVOICE NO.: 202107-25519

INVOICE DATE: 7-31-2021

OWNER: 035904-1

BILLING FOR: July 2021

| REFERENCE/DESCRIPTION OF CHARGES | | GROSS CHARGES | WORKING INTEREST | NET CHARGE |
|--|----------------------------|---------------|------------------|------------|
| LOCATION / RESTORATION | QATAR LLC | 13,950.90 | 0.100000000 | 1,395.10 |
| LOCATION / RESTORATION | QATAR LLC | 2,454.32 | 0.100000000 | 245.43 |
| LOCATION / RESTORATION | QATAR LLC | 5,631.22 | 0.100000000 | 563.12 |
| LOCATION / RESTORATION | QATAR LLC | 6,103.52 | 0.100000000 | 610.36 |
| LOCATION / RESTORATION | QATAR LLC | 4,521.12 | 0.100000000 | 452.11 |
| LOCATION / RESTORATION | QATAR LLC | 3,358.55 | 0.100000000 | 335.86 |
| LOCATION / RESTORATION | SUNDANCE SERVICES WEST II | 4,233.48 | 0.100000000 | 423.35 |
| MUD - SPECIALIZED | NOVA MUD INC | 33,680.46 | 0.100000000 | 3,368.04 |
| MUD - SPECIALIZED | FRONK OIL COMPANY INC | 1,749.89 | 0.100000000 | 174.99 |
| MUD - SPECIALIZED | FRONK OIL COMPANY INC | 13,503.30 | 0.100000000 | 1,350.33 |
| MUD - SPECIALIZED | FRONK OIL COMPANY INC | 13,147.93 | 0.100000000 | 1,314.79 |
| MUD - SPECIALIZED | NOVA TRUCKING LLC | 969.29 | 0.100000000 | 96.93 |
| MUD - SPECIALIZED | QATAR LLC | 645.88 | 0.100000000 | 64.59 |
| MUD - SPECIALIZED | D WEBB INDUSTRIES LLC | 3,825.84 | 0.100000000 | 382.59 |
| MUD - SPECIALIZED | PATTERSON UTI DRILLING CO | 3,196.65 | 0.100000000 | 319.66 |
| TRANSPORTATION | HUGHES OILFIELD TRANSPOR | 1,722.90 | 0.100000000 | 172.29 |
| TRANSPORTATION | HUGHES OILFIELD TRANSPOR | 1,722.90 | 0.100000000 | 172.29 |
| TRANSPORTATION | HUGHES OILFIELD TRANSPOR | 395.13 | 0.100000000 | 39.52 |
| TRANSPORTATION | DIVINE ENERGY SERVICES LL | 529.79 | 0.100000000 | 52.97 |
| TRANSPORTATION | DIVINE ENERGY SERVICES LL | 683.60 | 0.100000000 | 68.36 |
| TRANSPORTATION | DIVINE ENERGY SERVICES LL | 1,709.00 | 0.100000000 | 170.90 |
| TRANSPORTATION | DIVINE ENERGY SERVICES LL | 1,709.00 | 0.100000000 | 170.90 |
| TRANSPORTATION | DIVINE ENERGY SERVICES LL | 427.25 | 0.100000000 | 42.72 |
| TRANSPORTATION | DIVINE ENERGY SERVICES LL | 341.80 | 0.100000000 | 34.18 |
| TRANSPORTATION | MCCULLAR AND SON'S WELDI | 694.82 | 0.100000000 | 69.49 |
| WATER AND OTHER | DUKE OILFIELD SERVICES LLC | 30,277.97 | 0.100000000 | 3,027.80 |
| WATER AND OTHER | DUKE OILFIELD SERVICES LLC | 13,975.06 | 0.100000000 | 1,397.50 |
| WATER AND OTHER | AGAVE TRANSPORTATION SEI | 1,372.58 | 0.100000000 | 137.26 |
| WATER AND OTHER | AGAVE TRANSPORTATION SEI | 686.29 | 0.100000000 | 68.62 |
| WATER AND OTHER | NOVA TRUCKING LLC | 759.60 | 0.100000000 | 75.97 |
| WATER AND OTHER | NOVA TRUCKING LLC | 1,804.05 | 0.100000000 | 180.41 |
| WATER AND OTHER | QATAR LLC | 523.43 | 0.100000000 | 52.34 |
| WATER AND OTHER | QATAR LLC | 721.23 | 0.100000000 | 72.12 |
| WATER AND OTHER | QATAR LLC | 10,140.23 | 0.100000000 | 1,014.02 |
| WATER AND OTHER | QATAR LLC | 28,866.03 | 0.100000000 | 2,886.60 |
| WATER AND OTHER | QATAR LLC | 3,380.08 | 0.100000000 | 338.01 |
| WATER AND OTHER | QATAR LLC | 1,182.76 | 0.100000000 | 118.27 |
| WATER AND OTHER | QATAR LLC | 2,518.91 | 0.100000000 | 251.89 |
| WELDING / CONSTRUCTION / MAINT. SERVICES | MC WELDING LLC | 567.41 | 0.100000000 | 56.73 |
| Total Intangible Well Cost Cost | | 0.00 | | -0.02 |
| <u>Tangible Well Cost</u> | | | | |
| CASING (10.1" - 19.0") | SOONER PIPE LLC | -68,576.55 | 0.100000000 | -6,857.66 |

07-30-2021

198

MEWBOURNE OIL COMPANY

Page 19

SIANA OIL & GAS CO, LLC
TOM M RAGSDALE
P O BOX 2246
CONROE, TX 77305

INVOICE NO.: 202107-25519

INVOICE DATE: 7-31-2021

OWNER: 035904-1

BILLING FOR: July 2021

| REFERENCE/DESCRIPTION OF CHARGES | | GROSS CHARGES | WORKING INTEREST | NET CHARGE |
|----------------------------------|-----------------------|---------------|------------------|------------|
| CASING (6.1" - 8.0") | SOONER PIPE LLC | -253,175.80 | 0.100000000 | -25,317.58 |
| CASING (6.1" - 8.0") | BOND COAT INC | -14,081.95 | 0.100000000 | -1,408.19 |
| CASING (8.1" - 10.0") | SOONER PIPE LLC | -133,020.61 | 0.100000000 | -13,302.06 |
| DRILLING HEAD | CAMERON INTERNATIONAL | -28,158.18 | 0.100000000 | -2,815.82 |
| DRILLING HEAD | CAMERON INTERNATIONAL | -3,227.34 | 0.100000000 | -322.73 |
| DRILLING HEAD | CAMERON INTERNATIONAL | -2,670.18 | 0.100000000 | -267.02 |
| DRILLING HEAD | CAMERON INTERNATIONAL | -2,843.63 | 0.100000000 | -284.36 |
| CASING (10.1" - 19.0") | SOONER PIPE LLC | 68,576.55 | 0.100000000 | 6,857.65 |
| CASING (6.1" - 8.0") | SOONER PIPE LLC | 253,175.80 | 0.100000000 | 25,317.59 |
| CASING (6.1" - 8.0") | BOND COAT INC | 14,081.95 | 0.100000000 | 1,408.20 |
| CASING (8.1" - 10.0") | SOONER PIPE LLC | 133,020.61 | 0.100000000 | 13,302.05 |
| DRILLING HEAD | CAMERON INTERNATIONAL | 28,158.18 | 0.100000000 | 2,815.81 |
| DRILLING HEAD | CAMERON INTERNATIONAL | 3,227.34 | 0.100000000 | 322.73 |
| DRILLING HEAD | CAMERON INTERNATIONAL | 2,670.18 | 0.100000000 | 267.01 |
| DRILLING HEAD | CAMERON INTERNATIONAL | 2,843.63 | 0.100000000 | 284.36 |
| Total Tangible Well Cost Cost | | 0.00 | | -0.02 |

62948000-10 SUBTOTAL

0.00

-0.04

PROPERTY: 62948000 62948000-20 INLAND 26/23 B2PI STATE COM 1H

Intangible Well Cost

| | | | | |
|---------------------------------|-----------------------|---------|-------------|--------|
| COMPANY SUPERVISION | MEWBOURNE OIL COMPANY | -637.50 | 0.100000000 | -63.75 |
| COMPANY SUPERVISION | MEWBOURNE OIL COMPANY | 637.50 | 0.100000000 | 63.75 |
| Total Intangible Well Cost Cost | | 0.00 | | 0.00 |

Intangible Well Cost

| | | | | |
|--------------------------------------|-----------------------------|------------|-------------|-----------|
| LOCATION / ROAD / SITE / PREPARATION | TRINITY OILFIELD SERVICES & | -23,652.56 | 0.100000000 | -2,365.25 |
| LOCATION / ROAD / SITE / PREPARATION | TRINITY OILFIELD SERVICES & | 23,652.56 | 0.100000000 | 2,365.26 |
| Total Intangible Well Cost Cost | | 0.00 | | 0.01 |

Intangible Well Cost

| | | | | |
|---------------------------------|-----------------------|---------|-------------|--------|
| COMPANY SUPERVISION | MEWBOURNE OIL COMPANY | -650.00 | 0.100000000 | -65.00 |
| COMPANY SUPERVISION | MEWBOURNE OIL COMPANY | 650.00 | 0.100000000 | 64.99 |
| Total Intangible Well Cost Cost | | 0.00 | | -0.01 |

Intangible Well Cost

| | | | | |
|-------------------------------------|---------------------------|-----------|-------------|---------|
| CASING / TUBING / SNUBBING SERVICES | BUTCH'S RAT HOLE & ANCHOR | -4,429.06 | 0.100000000 | -442.91 |
| TESTING & FLOWBACK SERVICES | CAMERON INTERNATIONAL | -2,207.63 | 0.100000000 | -220.76 |
| TRANSPORTATION | DIVINE ENERGY SERVICES LL | -529.79 | 0.100000000 | -52.98 |
| TRANSPORTATION | J & C HOT SHOT SERVICE | -650.00 | 0.100000000 | -65.00 |

07-30-2021

199

MEWBOURNE OIL COMPANY

Page 20

SIANA OIL & GAS CO, LLC
TOM M RAGSDALE
P O BOX 2246
CONROE, TX 77305

INVOICE NO.: 202107-25519

INVOICE DATE: 7-31-2021

OWNER: 035904-1

BILLING FOR: July 2021

| REFERENCE/DESCRIPTION OF CHARGES | | GROSS CHARGES | WORKING INTEREST | NET CHARGE |
|--|-----------------------------|-------------------|------------------|------------------|
| TRANSPORTATION | J & C HOT SHOT SERVICE | -650.00 | 0.100000000 | -65.00 |
| CASING / TUBING / SNUBBING SERVICES | BUTCH'S RAT HOLE & ANCHOR | 4,429.06 | 0.100000000 | 442.90 |
| TESTING & FLOWBACK SERVICES | CAMERON INTERNATIONAL | 2,207.63 | 0.100000000 | 220.77 |
| TRANSPORTATION | DIVINE ENERGY SERVICES LLC | 529.79 | 0.100000000 | 52.98 |
| TRANSPORTATION | J & C HOT SHOT SERVICE | 650.00 | 0.100000000 | 64.99 |
| TRANSPORTATION | J & C HOT SHOT SERVICE | 650.00 | 0.100000000 | 64.99 |
| Total Intangible Well Cost Cost | | 0.00 | | -0.02 |
| <u>Tangible Well Cost</u> | | | | |
| HORIZONTAL COMPLETION TOOLS | PACKERS PLUS ENERGY SERV | -47,460.23 | 0.100000000 | -4,746.02 |
| HORIZONTAL COMPLETION TOOLS | PACKERS PLUS ENERGY SERV | 47,460.23 | 0.100000000 | 4,746.03 |
| Total Tangible Well Cost Cost | | 0.00 | | 0.01 |
| <u>Intangible Well Cost</u> | | | | |
| OVERHEAD FIXED RATE | MEWBOURNE OIL COMPANY | 7,372.66 | 0.100000000 | 737.27 |
| WATER AND OTHER | GLENN'S WATER WELL SERV | 175,132.64 | 0.100000000 | 17,513.26 |
| Total Intangible Well Cost Cost | | 182,505.30 | | 18,250.53 |
| <u>Equipment Beyond Wellhead</u> | | | | |
| SERVICE PUMPS | PCS FERGUSON INC | 1,049.56 | 0.100000000 | 104.96 |
| Total Equipment Beyond Wellhead Cost | | 1,049.56 | | 104.96 |
| 62948000-20 SUBTOTAL | | 183,554.86 | | 18,355.48 |
| PROPERTY: 62948000 62948000-30 INLAND 26/23 B2PI STATE COM 1H | | | | |
| <u>Lease Operating Expense</u> | | | | |
| COMPANY SUPERVISION | MEWBOURNE OIL COMPANY | 1,250.00 | 0.100000000 | 125.00 |
| COMPANY SUPERVISION | MEWBOURNE OIL COMPANY | 1,250.00 | 0.100000000 | 125.00 |
| EMISSIONS CONTROL EQUIPMENT MAINTENANCE | VAPROX LLC | 271.35 | 0.100000000 | 27.13 |
| EMISSIONS CONTROL EQUIPMENT MAINTENANCE | AUTOMATED WELLHEAD COM | 854.95 | 0.100000000 | 85.50 |
| LEASE & FACILITY | MEWBOURNE OIL COMPANY | 750.00 | 0.100000000 | 75.00 |
| LEASE & FACILITY | MEWBOURNE OIL COMPANY | 375.00 | 0.100000000 | 37.50 |
| LEASE & FACILITY | MEWBOURNE OIL COMPANY | 247.50 | 0.100000000 | 24.75 |
| LEASE & FACILITY MAINTENANCE | TRINITY OILFIELD SERVICES & | 184.62 | 0.100000000 | 18.46 |
| LEASE & FACILITY MAINTENANCE | EP&S LLC | 578.56 | 0.100000000 | 57.86 |
| MISCELLANEOUS EQUIPMENT RENTAL | PACE OILFIELD SERVICES INC | 488.83 | 0.100000000 | 48.88 |
| OVERHEAD-FIXED RATE | MEWBOURNE OIL COMPANY | 889.09 | 0.100000000 | 88.91 |
| PUMPING | MEWBOURNE OIL COMPANY | 900.00 | 0.100000000 | 90.00 |
| PUMPING | MEWBOURNE OIL COMPANY | 900.00 | 0.100000000 | 90.00 |
| RENTAL SERVICES | USA COMPRESSION PARTNER | 4,747.51 | 0.100000000 | 474.75 |
| RENTAL SERVICES | MESA NATURAL GAS Soluti | 3,390.85 | 0.100000000 | 339.08 |
| SALT WATER DISPOSAL | 3 BEAR DELAWARE OPERATIN | 9,104.95 | 0.100000000 | 910.50 |

07-30-2021

200

MEWBOURNE OIL COMPANY

Page 21

SIANA OIL & GAS CO, LLC
TOM M RAGSDALE
P O BOX 2246
CONROE, TX 77305

INVOICE NO.: 202107-25519

INVOICE DATE: 7-31-2021

OWNER: 035904-1

BILLING FOR: July 2021

| REFERENCE/DESCRIPTION OF CHARGES | | GROSS CHARGES | WORKING INTEREST | NET CHARGE |
|--|----------------------------|-------------------|------------------|--------------------|
| WELL EQUIPMENT-SURFACE | TNT SPECIALTIES DBA TNT OI | 2,368.39 | 0.100000000 | 236.84 |
| Total Lease Operating Expense Cost | | 28,551.60 | | 2,855.16 |
| 62948000-30 SUBTOTAL | | 28,551.60 | 2,855.16 | |
| PROPERTY 62948000 TOTAL | | 212,106.46 | 21,210.60 | |
| 62948000PREPAYMENTS | | | | -187,831.17 |
| PROPERTY: 62958000 62958000-30 GAZELLE 22 B3MD FED COM 1H | | | | |
| <u>Lease Operating Expense</u> | | | | |
| AUTOMATION MAINTENANCE | AMERICAN MILLENNIUM COR | 15.79 | 0.196991940 | 3.12 |
| CHEMICALS-WATER TREATING | EPDI | 230.05 | 0.196991940 | 45.32 |
| COMPANY SUPERVISION | MEWBOURNE OIL COMPANY | 312.50 | 0.196991940 | 61.56 |
| COMPANY SUPERVISION | MEWBOURNE OIL COMPANY | 312.50 | 0.196991940 | 61.56 |
| COMPANY SUPERVISION | MEWBOURNE OIL COMPANY | 625.00 | 0.196991940 | 123.12 |
| EMISSIONS CONTROL EQUIPMENT MAINTENANCE | G&A FABRICATION LLC | 76.19 | 0.196991940 | 15.01 |
| EMISSIONS CONTROL EQUIPMENT MAINTENANCE | G&A FABRICATION LLC | 85.95 | 0.196991940 | 16.93 |
| EMISSIONS CONTROL EQUIPMENT MAINTENANCE | G&A FABRICATION LLC | 133.99 | 0.196991940 | 26.40 |
| EMISSIONS CONTROL EQUIPMENT MAINTENANCE | G&A FABRICATION LLC | 116.11 | 0.196991940 | 22.87 |
| EMISSIONS CONTROL EQUIPMENT MAINTENANCE | G&A FABRICATION LLC | 84.07 | 0.196991940 | 16.55 |
| EMISSIONS CONTROL EQUIPMENT MAINTENANCE | VAPROX LLC | 164.62 | 0.196991940 | 32.43 |
| ENVIRONMENTAL & REGULATORY COMPLIANCE | JET LABORATORIES INC | 1,313.79 | 0.196991940 | 258.80 |
| FUEL/ POWER / ELECTRICAL | XCEL ENERGY | 563.04 | 0.196991940 | 110.93 |
| GATHERING/TREATING/DEHYDRATION | ENCOMPASS SERVICES, LLC | 769.94 | 0.196991940 | 151.67 |
| LEASE & FACILITY MAINTENANCE | GARNER PUMP & SUPPLY INC | 992.01 | 0.196991940 | 195.41 |
| LEASE & FACILITY MAINTENANCE | GARNER PUMP & SUPPLY INC | 9.27 | 0.196991940 | 1.83 |
| LEASE & FACILITY MAINTENANCE | D&C ELECTRIC LLC | 1,150.39 | 0.196991940 | 226.61 |
| LEASE & FACILITY MAINTENANCE | BLADE SERVICES LLC | 1,426.90 | 0.196991940 | 281.09 |
| LEASE & FACILITY MAINTENANCE | TURNCO ENTERPRISES LLC | 41.25 | 0.196991940 | 8.13 |
| LEASE & FACILITY MAINTENANCE | TURNCO ENTERPRISES LLC | 45.00 | 0.196991940 | 8.87 |
| LEASE & FACILITY MAINTENANCE | TURNCO ENTERPRISES LLC | 18.75 | 0.196991940 | 3.69 |
| LEASE & FACILITY MAINTENANCE | TURNCO ENTERPRISES LLC | 26.25 | 0.196991940 | 5.17 |
| LEASE & FACILITY MAINTENANCE | TURNCO ENTERPRISES LLC | 11.25 | 0.196991940 | 2.22 |
| LEASE & FACILITY MAINTENANCE | INGRAM PROFESSIONAL SERV | 17.28 | 0.196991940 | 3.41 |
| MISCELLANEOUS EQUIPMENT RENTAL | MEWBOURNE OIL COMPANY | 235.20 | 0.196991940 | 46.33 |
| OVERHEAD-FIXED RATE | MEWBOURNE OIL COMPANY | 889.09 | 0.196991940 | 175.14 |
| PUMPING | MEWBOURNE OIL COMPANY | 900.00 | 0.196991940 | 177.30 |
| PUMPING | MEWBOURNE OIL COMPANY | 450.00 | 0.196991940 | 88.65 |
| RENTAL SERVICES | PRESTIGE EQUIPMENT RENTA | 303.41 | 0.196991940 | 59.77 |
| RENTAL SERVICES | KODIAK GAS SERVICES LLC | 4,917.51 | 0.196991940 | 968.71 |
| SALT WATER DISPOSAL | NGL WATER SOLUTIONS PERM | 1,648.54 | 0.196991940 | 324.75 |
| SALT WATER DISPOSAL | LIMESTONE BASIN PROPERTIE | 27.79 | 0.196991940 | 5.48 |
| SITE RESTORATION & EXCAVATION | SUNDANCE SERVICES WEST I | 18.22 | 0.196991940 | 3.59 |
| Total Lease Operating Expense Cost | | 17,931.65 | | 3,532.42 |

07-30-2021

201

MEWBOURNE OIL COMPANY

Page 22

SIANA OIL & GAS CO, LLC
TOM M RAGSDALE
P O BOX 2246
CONROE, TX 77305

INVOICE NO.: 202107-25519

INVOICE DATE: 7-31-2021

OWNER: 035904-1

BILLING FOR: July 2021

| REFERENCE/DESCRIPTION OF CHARGES | | GROSS CHARGES | WORKING INTEREST | NET CHARGE |
|--|-----------------------------|------------------|---------------------|---------------|
| 62958000-30 SUBTOTAL | | 17,931.65 | 3,532.42 | |
| PROPERTY 62958000 TOTAL | | 17,931.65 | 3,532.42 | |
| PROPERTY: 72076000 72076000-10 INLAND 26/23 B2OJ STATE COM 1H | | | | |
| <u>Intangible Well Cost</u> | | | | |
| COMPANY SUPERVISION | MEWBOURNE OIL COMPANY | -281.25 | 0.100000000 | -28.12 |
| REGULATORY PERMITS & SURVEYS | RRC ENERGY SERVICES LLC | -1,623.29 | 0.100000000 | -162.33 |
| COMPANY SUPERVISION | MEWBOURNE OIL COMPANY | 281.25 | 0.100000000 | 28.12 |
| REGULATORY PERMITS & SURVEYS | RRC ENERGY SERVICES LLC | 1,623.29 | 0.100000000 | 162.32 |
| Total Intangible Well Cost Cost | | 0.00 | | -0.01 |
| <u>Intangible Well Cost</u> | | | | |
| COMPANY SUPERVISION | MEWBOURNE OIL COMPANY | -181.25 | 0.100000000 | -18.13 |
| COMPANY SUPERVISION | MEWBOURNE OIL COMPANY | 181.25 | 0.100000000 | 18.13 |
| Total Intangible Well Cost Cost | | 0.00 | | 0.00 |
| <u>Intangible Well Cost</u> | | | | |
| COMPANY SUPERVISION | MEWBOURNE OIL COMPANY | -625.00 | 0.100000000 | -62.50 |
| COMPANY SUPERVISION | MEWBOURNE OIL COMPANY | -625.00 | 0.100000000 | -62.50 |
| LOCATION / ROAD / SITE / PREPARATION | THE MERCHANT LIVESTOCK C | -18,029.13 | 0.100000000 | -1,802.91 |
| LOCATION / ROAD / SITE / PREPARATION | THE MERCHANT LIVESTOCK C | -6,958.80 | 0.100000000 | -695.88 |
| REGULATORY PERMITS & SURVEYS | RRC ENERGY SERVICES LLC | -1,878.12 | 0.100000000 | -187.81 |
| COMPANY SUPERVISION | MEWBOURNE OIL COMPANY | 625.00 | 0.100000000 | 62.50 |
| COMPANY SUPERVISION | MEWBOURNE OIL COMPANY | 625.00 | 0.100000000 | 62.50 |
| LOCATION / ROAD / SITE / PREPARATION | THE MERCHANT LIVESTOCK C | 18,029.13 | 0.100000000 | 1,802.91 |
| LOCATION / ROAD / SITE / PREPARATION | THE MERCHANT LIVESTOCK C | 6,958.80 | 0.100000000 | 695.88 |
| REGULATORY PERMITS & SURVEYS | RRC ENERGY SERVICES LLC | 1,878.12 | 0.100000000 | 187.81 |
| Total Intangible Well Cost Cost | | 0.00 | | 0.00 |
| <u>Intangible Well Cost</u> | | | | |
| COMPANY SUPERVISION | MEWBOURNE OIL COMPANY | -625.00 | 0.100000000 | -62.50 |
| COMPANY SUPERVISION | MEWBOURNE OIL COMPANY | -425.00 | 0.100000000 | -42.49 |
| COMPANY SUPERVISION | MEWBOURNE OIL COMPANY | -1,562.50 | 0.100000000 | -156.24 |
| LOCATION / ROAD / SITE / PREPARATION | TRINITY OILFIELD SERVICES & | -31,423.17 | 0.100000000 | -3,142.32 |
| REGULATORY PERMITS & SURVEYS | STATE OF NEW MEXICO | -500.00 | 0.100000000 | -50.00 |
| REGULATORY PERMITS & SURVEYS | RRC ENERGY SERVICES LLC | -1,944.63 | 0.100000000 | -194.47 |
| COMPANY SUPERVISION | MEWBOURNE OIL COMPANY | 625.00 | 0.100000000 | 62.50 |
| COMPANY SUPERVISION | MEWBOURNE OIL COMPANY | 425.00 | 0.100000000 | 42.50 |
| COMPANY SUPERVISION | MEWBOURNE OIL COMPANY | 1,562.50 | 0.100000000 | 156.25 |
| LOCATION / ROAD / SITE / PREPARATION | TRINITY OILFIELD SERVICES & | 31,423.17 | 0.100000000 | 3,142.32 |
| REGULATORY PERMITS & SURVEYS | STATE OF NEW MEXICO | 500.00 | 0.100000000 | 50.00 |
| REGULATORY PERMITS & SURVEYS | RRC ENERGY SERVICES LLC | 1,944.63 | 0.100000000 | 194.46 |

07-30-2021

202

MEWBOURNE OIL COMPANY

Page 23

SIANA OIL & GAS CO, LLC
TOM M RAGSDALE
P O BOX 2246
CONROE, TX 77305

INVOICE NO.: 202107-25519

INVOICE DATE: 7-31-2021

OWNER: 035904-1

BILLING FOR: July 2021

| REFERENCE/DESCRIPTION OF CHARGES | | GROSS CHARGES | WORKING INTEREST | NET CHARGE |
|-----------------------------------|-----------------------------|------------------|---------------------|---------------|
| Total Intangible Well Cost Cost | | 0.00 | | 0.01 |
| <u>Intangible Well Cost</u> | | | | |
| COMPANY SUPERVISION | MEWBOURNE OIL COMPANY | -625.00 | 0.100000000 | -62.50 |
| COMPANY SUPERVISION | MEWBOURNE OIL COMPANY | -1,031.25 | 0.100000000 | -103.13 |
| COMPANY SUPERVISION | MEWBOURNE OIL COMPANY | 625.00 | 0.100000000 | 62.50 |
| COMPANY SUPERVISION | MEWBOURNE OIL COMPANY | 1,031.25 | 0.100000000 | 103.12 |
| Total Intangible Well Cost Cost | | 0.00 | | -0.01 |
| <u>Intangible Well Cost</u> | | | | |
| COMPANY SUPERVISION | MEWBOURNE OIL COMPANY | -325.00 | 0.100000000 | -32.50 |
| COMPANY SUPERVISION | MEWBOURNE OIL COMPANY | -650.00 | 0.100000000 | -65.00 |
| COMPANY SUPERVISION | MEWBOURNE OIL COMPANY | -325.00 | 0.100000000 | -32.50 |
| COMPANY SUPERVISION | MEWBOURNE OIL COMPANY | -412.50 | 0.100000000 | -41.25 |
| COMPANY SUPERVISION | MEWBOURNE OIL COMPANY | -1,300.00 | 0.100000000 | -130.00 |
| REGULATORY PERMITS & SURVEYS | BOONE ARCHAEOLOGICAL RE | -957.74 | 0.100000000 | -95.78 |
| WELL / LEASE LEGAL | HINKLE SHANOR LLP | -3,051.43 | 0.100000000 | -305.15 |
| COMPANY SUPERVISION | MEWBOURNE OIL COMPANY | 325.00 | 0.100000000 | 32.50 |
| COMPANY SUPERVISION | MEWBOURNE OIL COMPANY | 650.00 | 0.100000000 | 64.99 |
| COMPANY SUPERVISION | MEWBOURNE OIL COMPANY | 325.00 | 0.100000000 | 32.50 |
| COMPANY SUPERVISION | MEWBOURNE OIL COMPANY | 412.50 | 0.100000000 | 41.25 |
| COMPANY SUPERVISION | MEWBOURNE OIL COMPANY | 1,300.00 | 0.100000000 | 130.00 |
| REGULATORY PERMITS & SURVEYS | BOONE ARCHAEOLOGICAL RE | 957.74 | 0.100000000 | 95.78 |
| WELL / LEASE LEGAL | HINKLE SHANOR LLP | 3,051.43 | 0.100000000 | 305.14 |
| Total Intangible Well Cost Cost | | 0.00 | | -0.02 |
| <u>Intangible Well Cost</u> | | | | |
| COMPANY SUPERVISION | MEWBOURNE OIL COMPANY | -1,275.00 | 0.100000000 | -127.50 |
| REGULATORY PERMITS & SURVEYS | RRC ENERGY SERVICES LLC | -637.22 | 0.100000000 | -63.72 |
| COMPANY SUPERVISION | MEWBOURNE OIL COMPANY | 1,275.00 | 0.100000000 | 127.50 |
| REGULATORY PERMITS & SURVEYS | RRC ENERGY SERVICES LLC | 637.22 | 0.100000000 | 63.72 |
| Total Intangible Well Cost Cost | | 0.00 | | 0.00 |
| <u>Intangible Well Cost</u> | | | | |
| COMPANY SUPERVISION | MEWBOURNE OIL COMPANY | -525.00 | 0.100000000 | -52.50 |
| COMPANY SUPERVISION | MEWBOURNE OIL COMPANY | -1,312.50 | 0.100000000 | -131.25 |
| EQUIPMENT RENTAL | LA ENTERPRISE SERVICES INC | -402.09 | 0.100000000 | -40.21 |
| MUD - SPECIALIZED | QATAR LLC | -1,340.19 | 0.100000000 | -134.02 |
| REGULATORY PERMITS & SURVEYS | A-1 SIGN ENGRAVERS INC | -88.50 | 0.100000000 | -8.86 |
| RIG MOBILIZATION / DEMOBILIZATION | CHARLIE'S FIELD SERVICE INC | -785.41 | 0.100000000 | -78.54 |
| RIG MOBILIZATION / DEMOBILIZATION | BRADY'S WELDING & MACHIN | -7,500.00 | 0.100000000 | -750.00 |
| RIG MOBILIZATION / DEMOBILIZATION | BRADY'S WELDING & MACHIN | -66,125.00 | 0.100000000 | -6,612.50 |

07-30-2021

203

MEWBOURNE OIL COMPANY

Page 24

SIANA OIL & GAS CO, LLC
TOM M RAGSDALE
P O BOX 2246
CONROE, TX 77305

INVOICE NO.: 202107-25519

INVOICE DATE: 7-31-2021

OWNER: 035904-1

BILLING FOR: July 2021

| REFERENCE/DESCRIPTION OF CHARGES | | GROSS CHARGES | WORKING INTEREST | NET CHARGE |
|--|-----------------------------|---------------|------------------|------------|
| RIG MOBILIZATION / DEMOBILIZATION | PATTERSON UTI DRILLING CO | -2,802.34 | 0.100000000 | -280.24 |
| WATER AND OTHER | TRINITY OILFIELD SERVICES & | -580.25 | 0.100000000 | -58.03 |
| WELDING / CONSTRUCTION / MAINT. SERVICES | MC WELDING LLC | -419.59 | 0.100000000 | -41.96 |
| COMPANY SUPERVISION | MEWBOURNE OIL COMPANY | 525.00 | 0.100000000 | 52.51 |
| COMPANY SUPERVISION | MEWBOURNE OIL COMPANY | 1,312.50 | 0.100000000 | 131.25 |
| EQUIPMENT RENTAL | LA ENTERPRISE SERVICES INC | 402.09 | 0.100000000 | 40.21 |
| MUD - SPECIALIZED | QATAR LLC | 1,340.19 | 0.100000000 | 134.02 |
| REGULATORY PERMITS & SURVEYS | A-1 SIGN ENGRAVERS INC | 88.50 | 0.100000000 | 8.86 |
| RIG MOBILIZATION / DEMOBILIZATION | CHARLIE'S FIELD SERVICE INC | 785.41 | 0.100000000 | 78.54 |
| RIG MOBILIZATION / DEMOBILIZATION | BRADY'S WELDING & MACHIN | 7,500.00 | 0.100000000 | 750.01 |
| RIG MOBILIZATION / DEMOBILIZATION | BRADY'S WELDING & MACHIN | 66,125.00 | 0.100000000 | 6,612.50 |
| RIG MOBILIZATION / DEMOBILIZATION | PATTERSON UTI DRILLING CO | 2,802.34 | 0.100000000 | 280.24 |
| WATER AND OTHER | TRINITY OILFIELD SERVICES & | 580.25 | 0.100000000 | 58.03 |
| WELDING / CONSTRUCTION / MAINT. SERVICES | MC WELDING LLC | 419.59 | 0.100000000 | 41.96 |
| Total Intangible Well Cost | | 0.00 | | 0.02 |
| Netted Owner | | | | |
| <u>Intangible Well Cost</u> | | | | |
| BITS | ULTERRA DRILLING TECHNOI | -1,162.61 | 0.100000000 | -116.27 |
| BITS | ULTERRA DRILLING TECHNOI | -8,430.51 | 0.100000000 | -843.05 |
| BITS | ULTERRA DRILLING TECHNOI | -8,294.41 | 0.100000000 | -829.44 |
| BITS | ULTERRA DRILLING TECHNOI | -8,294.41 | 0.100000000 | -829.44 |
| CASING / TUBING / SNUBBING SERVICES | BUTCH'S RAT HOLE & ANCHOI | -5,090.38 | 0.100000000 | -509.03 |
| CASING / TUBING / SNUBBING SERVICES | BUTCH'S RAT HOLE & ANCHOI | -3,645.03 | 0.100000000 | -364.50 |
| CASING / TUBING / SNUBBING SERVICES | BUTCH'S RAT HOLE & ANCHOI | -11,713.14 | 0.100000000 | -1,171.31 |
| CEMENTING | WEATHERFORD US LP | -2,248.21 | 0.100000000 | -224.82 |
| CEMENTING | WEATHERFORD US LP | -1,363.99 | 0.100000000 | -136.40 |
| CEMENTING | WEATHERFORD US LP | -25,813.36 | 0.100000000 | -2,581.33 |
| CEMENTING | WEATHERFORD US LP | -3,022.34 | 0.100000000 | -302.24 |
| CEMENTING | PAR FIVE ENERGY SERVICES I | -29,538.72 | 0.100000000 | -2,953.87 |
| CEMENTING | UNIVERSAL PRESSURE PUMPI | -26,308.73 | 0.100000000 | -2,630.88 |
| CEMENTING | UNIVERSAL PRESSURE PUMPI | -29,862.16 | 0.100000000 | -2,986.21 |
| CEMENTING | UNIVERSAL PRESSURE PUMPI | 2,970.00 | 0.100000000 | 297.00 |
| COMPANY SUPERVISION | MEWBOURNE OIL COMPANY | -600.00 | 0.100000000 | -60.00 |
| COMPANY SUPERVISION | MEWBOURNE OIL COMPANY | -1,837.50 | 0.100000000 | -183.75 |
| COMPANY SUPERVISION | MEWBOURNE OIL COMPANY | -346.50 | 0.100000000 | -34.65 |
| COMPANY SUPERVISION | MEWBOURNE OIL COMPANY | -1,050.00 | 0.100000000 | -105.00 |
| COMPANY SUPERVISION | MEWBOURNE OIL COMPANY | -570.00 | 0.100000000 | -57.01 |
| COMPANY SUPERVISION | MEWBOURNE OIL COMPANY | -3,853.50 | 0.100000000 | -385.35 |
| COMPANY SUPERVISION | MEWBOURNE OIL COMPANY | -1,071.00 | 0.100000000 | -107.10 |
| COMPANY SUPERVISION | MEWBOURNE OIL COMPANY | -525.00 | 0.100000000 | -52.50 |
| COMPANY SUPERVISION | MEWBOURNE OIL COMPANY | -1,575.00 | 0.100000000 | -157.50 |
| COMPANY SUPERVISION | MEWBOURNE OIL COMPANY | -750.00 | 0.100000000 | -75.00 |

07-30-2021

204

MEWBOURNE OIL COMPANY

Page 25

SIANA OIL & GAS CO, LLC
TOM M RAGSDALE
P O BOX 2246
CONROE, TX 77305

INVOICE NO.: 202107-25519

INVOICE DATE: 7-31-2021

OWNER: 035904-1

BILLING FOR: July 2021

| REFERENCE/DESCRIPTION OF CHARGES | | GROSS CHARGES | WORKING INTEREST | NET CHARGE |
|--------------------------------------|-----------------------------|---------------|------------------|------------|
| COMPANY SUPERVISION | MEWBOURNE OIL COMPANY | -1,575.00 | 0.100000000 | -157.50 |
| DIRECTIONAL SERVICES | ALTITUDE ENERGY PARTNER | -257,923.00 | 0.100000000 | -25,792.30 |
| DIRECTIONAL SERVICES | INVICTUS TOOLS LLC | -2,356.00 | 0.100000000 | -235.60 |
| EQUIPMENT RENTAL | WEATHERFORD US LP | -3,508.79 | 0.100000000 | -350.88 |
| EQUIPMENT RENTAL | WEATHERFORD US LP | -10,467.63 | 0.100000000 | -1,046.77 |
| EQUIPMENT RENTAL | BLAIR TOOL LLC | -5,833.30 | 0.100000000 | -583.33 |
| EQUIPMENT RENTAL | LA ENTERPRISE SERVICES INC | -402.11 | 0.100000000 | -40.21 |
| EQUIPMENT RENTAL | LA ENTERPRISE SERVICES INC | -1,030.23 | 0.100000000 | -103.02 |
| EQUIPMENT RENTAL | LA ENTERPRISE SERVICES INC | -262.81 | 0.100000000 | -26.28 |
| EQUIPMENT RENTAL | LA ENTERPRISE SERVICES INC | -3,326.16 | 0.100000000 | -332.62 |
| EQUIPMENT RENTAL | LA ENTERPRISE SERVICES INC | -1,690.41 | 0.100000000 | -169.04 |
| EQUIPMENT RENTAL | FRAC TANK RENTALS LLC | -881.20 | 0.100000000 | -88.12 |
| EQUIPMENT RENTAL | POWERSAT COMMUNICATION | -672.92 | 0.100000000 | -67.29 |
| EQUIPMENT RENTAL | DRILLING TOOLS INTERNATIC | -1,687.12 | 0.100000000 | -168.71 |
| EQUIPMENT RENTAL | DRILLING TOOLS INTERNATIC | -10,595.83 | 0.100000000 | -1,059.58 |
| EQUIPMENT RENTAL | D WEBB INDUSTRIES LLC | -1,115.65 | 0.100000000 | -111.57 |
| EQUIPMENT RENTAL | PATTERSON UTI DRILLING CO | -527.49 | 0.100000000 | -52.75 |
| FUEL | FRONK OIL COMPANY INC | -13,427.93 | 0.100000000 | -1,342.79 |
| FUEL | FRONK OIL COMPANY INC | -11,509.29 | 0.100000000 | -1,150.93 |
| FUEL | FRONK OIL COMPANY INC | -2,543.71 | 0.100000000 | -254.37 |
| FUEL | FRONK OIL COMPANY INC | -2,234.36 | 0.100000000 | -223.43 |
| FUEL | FRONK OIL COMPANY INC | -13,568.96 | 0.100000000 | -1,356.90 |
| FUEL | FRONK OIL COMPANY INC | -8,303.66 | 0.100000000 | -830.37 |
| FUEL | FRONK OIL COMPANY INC | -7,605.90 | 0.100000000 | -760.59 |
| FUEL | FRONK OIL COMPANY INC | -3,760.67 | 0.100000000 | -376.07 |
| INSPECTION & REPAIR SERVICES | CHARLIE'S FIELD SERVICE INC | -2,567.00 | 0.100000000 | -256.71 |
| INSPECTION & REPAIR SERVICES | CHARLIE'S FIELD SERVICE INC | -2,856.90 | 0.100000000 | -285.68 |
| LOCATION / RESTORATION | DUKE OILFIELD SERVICES LLC | -6,514.63 | 0.100000000 | -651.47 |
| LOCATION / RESTORATION | DUKE OILFIELD SERVICES LLC | -2,743.00 | 0.100000000 | -274.30 |
| LOCATION / RESTORATION | DUKE OILFIELD SERVICES LLC | -1,930.65 | 0.100000000 | -193.06 |
| LOCATION / RESTORATION | AGAVE TRANSPORTATION SEI | -683.31 | 0.100000000 | -68.33 |
| LOCATION / RESTORATION | AGAVE TRANSPORTATION SEI | -289.09 | 0.100000000 | -28.91 |
| LOCATION / RESTORATION | AGAVE TRANSPORTATION SEI | -480.40 | 0.100000000 | -48.04 |
| LOCATION / RESTORATION | QATAR LLC | -12,077.86 | 0.100000000 | -1,207.79 |
| LOCATION / RESTORATION | QATAR LLC | -10,592.35 | 0.100000000 | -1,059.23 |
| LOCATION / RESTORATION | QATAR LLC | -13,692.55 | 0.100000000 | -1,369.25 |
| LOCATION / RESTORATION | QATAR LLC | -8,008.85 | 0.100000000 | -800.88 |
| LOCATION / RESTORATION | SARGE TRUCKING SERVICES, I | -871.93 | 0.100000000 | -87.21 |
| LOCATION / ROAD / SITE / PREPARATION | BUTCH'S RAT HOLE & ANCHOR | -23,360.87 | 0.100000000 | -2,336.09 |
| LOCATION / ROAD / SITE / PREPARATION | DUKE OILFIELD SERVICES LLC | -2,864.32 | 0.100000000 | -286.43 |
| LOCATION / ROAD / SITE / PREPARATION | TRINITY OILFIELD SERVICES & | -2,532.53 | 0.100000000 | -253.25 |
| MUD - SPECIALIZED | FRONK OIL COMPANY INC | -10,740.88 | 0.100000000 | -1,074.08 |

07-30-2021

205

MEWBOURNE OIL COMPANY

Page 26

SIANA OIL & GAS CO, LLC
TOM M RAGSDALE
P O BOX 2246
CONROE, TX 77305

INVOICE NO.: 202107-25519

INVOICE DATE: 7-31-2021

OWNER: 035904-1

BILLING FOR: July 2021

| REFERENCE/DESCRIPTION OF CHARGES | | GROSS CHARGES | WORKING INTEREST | NET CHARGE |
|--|----------------------------|---------------|------------------|------------|
| MUD - SPECIALIZED | FRONK OIL COMPANY INC | -5,716.90 | 0.100000000 | -571.69 |
| MUD - SPECIALIZED | FRONK OIL COMPANY INC | -6,548.07 | 0.100000000 | -654.81 |
| MUD - SPECIALIZED | FRONK OIL COMPANY INC | -10,131.88 | 0.100000000 | -1,013.18 |
| MUD - SPECIALIZED | NOVA TRUCKING LLC | -1,028.63 | 0.100000000 | -102.86 |
| MUD - SPECIALIZED | QATAR LLC | -645.87 | 0.100000000 | -64.59 |
| MUD - SPECIALIZED | D WEBB INDUSTRIES LLC | -568.35 | 0.100000000 | -56.83 |
| RIG MOBILIZATION / DEMOBILIZATION | PATTERSON UTI DRILLING CO | -27,737.10 | 0.100000000 | -2,773.71 |
| TRANSPORTATION | DIVINE ENERGY SERVICES LL | -939.95 | 0.100000000 | -93.99 |
| TRANSPORTATION | DIVINE ENERGY SERVICES LL | -683.60 | 0.100000000 | -68.36 |
| TRANSPORTATION | DIVINE ENERGY SERVICES LL | -666.51 | 0.100000000 | -66.65 |
| TRANSPORTATION | MCCULLAR AND SON'S WELDI | -374.14 | 0.100000000 | -37.41 |
| TRANSPORTATION | MCCULLAR AND SON'S WELDI | -620.00 | 0.100000000 | -62.00 |
| TRANSPORTATION | J & C HOT SHOT SERVICE | -650.00 | 0.100000000 | -65.00 |
| WATER AND OTHER | STONE OILFIELD SERVICE INC | -3,188.01 | 0.100000000 | -318.81 |
| WATER AND OTHER | DUKE OILFIELD SERVICES LLC | -34,006.34 | 0.100000000 | -3,400.63 |
| WATER AND OTHER | AGAVE TRANSPORTATION SEI | -4,021.03 | 0.100000000 | -402.10 |
| WATER AND OTHER | AGAVE TRANSPORTATION SEI | -893.56 | 0.100000000 | -89.36 |
| WATER AND OTHER | AGAVE TRANSPORTATION SEI | -1,029.44 | 0.100000000 | -102.94 |
| WATER AND OTHER | NOVA TRUCKING LLC | -1,055.00 | 0.100000000 | -105.50 |
| WATER AND OTHER | QATAR LLC | -419.82 | 0.100000000 | -41.98 |
| WATER AND OTHER | QATAR LLC | -4,894.65 | 0.100000000 | -489.47 |
| WATER AND OTHER | QATAR LLC | -20,581.88 | 0.100000000 | -2,058.19 |
| WATER AND OTHER | SARGE TRUCKING SERVICES, I | -450.00 | 0.100000000 | -45.00 |
| WATER AND OTHER | SARGE TRUCKING SERVICES, I | 450.00 | 0.100000000 | 45.00 |
| WATER AND OTHER | SARGE TRUCKING SERVICES, I | -17,150.09 | 0.100000000 | -1,715.01 |
| WATER AND OTHER | SARGE TRUCKING SERVICES, I | -450.00 | 0.100000000 | -45.00 |
| WELDING / CONSTRUCTION / MAINT. SERVICES | MC WELDING LLC | -810.58 | 0.100000000 | -81.06 |
| WELL / LEASE INSURANCE | LOCKTON COMPANIES LLC | -3,350.83 | 0.100000000 | -335.08 |
| BITS | ULTERRA DRILLING TECHNOI | 1,162.61 | 0.100000000 | 116.26 |
| BITS | ULTERRA DRILLING TECHNOI | 8,430.51 | 0.100000000 | 843.05 |
| BITS | ULTERRA DRILLING TECHNOI | 8,294.41 | 0.100000000 | 829.44 |
| BITS | ULTERRA DRILLING TECHNOI | 8,294.41 | 0.100000000 | 829.44 |
| CASING / TUBING / SNUBBING SERVICES | BUTCH'S RAT HOLE & ANCHOI | 5,090.38 | 0.100000000 | 509.04 |
| CASING / TUBING / SNUBBING SERVICES | BUTCH'S RAT HOLE & ANCHOI | 3,645.03 | 0.100000000 | 364.51 |
| CASING / TUBING / SNUBBING SERVICES | BUTCH'S RAT HOLE & ANCHOI | 11,713.14 | 0.100000000 | 1,171.32 |
| CEMENTING | WEATHERFORD US LP | 2,248.21 | 0.100000000 | 224.82 |
| CEMENTING | WEATHERFORD US LP | 1,363.99 | 0.100000000 | 136.40 |
| CEMENTING | WEATHERFORD US LP | 25,813.36 | 0.100000000 | 2,581.34 |
| CEMENTING | WEATHERFORD US LP | 3,022.34 | 0.100000000 | 302.23 |
| CEMENTING | PAR FIVE ENERGY SERVICES I | 29,538.72 | 0.100000000 | 2,953.87 |
| CEMENTING | UNIVERSAL PRESSURE PUMPI | 26,308.73 | 0.100000000 | 2,630.87 |
| CEMENTING | UNIVERSAL PRESSURE PUMPI | 29,862.16 | 0.100000000 | 2,986.21 |

07-30-2021

206

MEWBOURNE OIL COMPANY

Page 27

SIANA OIL & GAS CO, LLC
TOM M RAGSDALE
P O BOX 2246
CONROE, TX 77305

INVOICE NO.: 202107-25519

INVOICE DATE: 7-31-2021

OWNER: 035904-1

BILLING FOR: July 2021

| REFERENCE/DESCRIPTION OF CHARGES | | GROSS CHARGES | WORKING INTEREST | NET CHARGE |
|----------------------------------|-----------------------------|------------------|---------------------|---------------|
| CEMENTING | UNIVERSAL PRESSURE PUMPI | -2,970.00 | 0.100000000 | -297.00 |
| COMPANY SUPERVISION | MEWBOURNE OIL COMPANY | 600.00 | 0.100000000 | 60.00 |
| COMPANY SUPERVISION | MEWBOURNE OIL COMPANY | 1,837.50 | 0.100000000 | 183.75 |
| COMPANY SUPERVISION | MEWBOURNE OIL COMPANY | 346.50 | 0.100000000 | 34.65 |
| COMPANY SUPERVISION | MEWBOURNE OIL COMPANY | 1,050.00 | 0.100000000 | 105.00 |
| COMPANY SUPERVISION | MEWBOURNE OIL COMPANY | 570.00 | 0.100000000 | 57.00 |
| COMPANY SUPERVISION | MEWBOURNE OIL COMPANY | 3,853.50 | 0.100000000 | 385.35 |
| COMPANY SUPERVISION | MEWBOURNE OIL COMPANY | 1,071.00 | 0.100000000 | 107.10 |
| COMPANY SUPERVISION | MEWBOURNE OIL COMPANY | 525.00 | 0.100000000 | 52.51 |
| COMPANY SUPERVISION | MEWBOURNE OIL COMPANY | 1,575.00 | 0.100000000 | 157.51 |
| COMPANY SUPERVISION | MEWBOURNE OIL COMPANY | 750.00 | 0.100000000 | 75.00 |
| COMPANY SUPERVISION | MEWBOURNE OIL COMPANY | 1,575.00 | 0.100000000 | 157.51 |
| DIRECTIONAL SERVICES | ALTITUDE ENERGY PARTNER: | 257,923.00 | 0.100000000 | 25,792.30 |
| DIRECTIONAL SERVICES | INVICTUS TOOLS LLC | 2,356.00 | 0.100000000 | 235.59 |
| EQUIPMENT RENTAL | WEATHERFORD US LP | 3,508.79 | 0.100000000 | 350.88 |
| EQUIPMENT RENTAL | WEATHERFORD US LP | 10,467.63 | 0.100000000 | 1,046.76 |
| EQUIPMENT RENTAL | BLAIR TOOL LLC | 5,833.30 | 0.100000000 | 583.33 |
| EQUIPMENT RENTAL | LA ENTERPRISE SERVICES INC | 402.11 | 0.100000000 | 40.21 |
| EQUIPMENT RENTAL | LA ENTERPRISE SERVICES INC | 1,030.23 | 0.100000000 | 103.03 |
| EQUIPMENT RENTAL | LA ENTERPRISE SERVICES INC | 262.81 | 0.100000000 | 26.29 |
| EQUIPMENT RENTAL | LA ENTERPRISE SERVICES INC | 3,326.16 | 0.100000000 | 332.62 |
| EQUIPMENT RENTAL | LA ENTERPRISE SERVICES INC | 1,690.41 | 0.100000000 | 169.04 |
| EQUIPMENT RENTAL | FRAC TANK RENTALS LLC | 881.20 | 0.100000000 | 88.12 |
| EQUIPMENT RENTAL | POWERSAT COMMUNICATION | 672.92 | 0.100000000 | 67.29 |
| EQUIPMENT RENTAL | DRILLING TOOLS INTERNATIC | 1,687.12 | 0.100000000 | 168.71 |
| EQUIPMENT RENTAL | DRILLING TOOLS INTERNATIC | 10,595.83 | 0.100000000 | 1,059.58 |
| EQUIPMENT RENTAL | D WEBB INDUSTRIES LLC | 1,115.65 | 0.100000000 | 111.57 |
| EQUIPMENT RENTAL | PATTERSON UTI DRILLING CO | 527.49 | 0.100000000 | 52.75 |
| FUEL | FRONK OIL COMPANY INC | 13,427.93 | 0.100000000 | 1,342.79 |
| FUEL | FRONK OIL COMPANY INC | 11,509.29 | 0.100000000 | 1,150.93 |
| FUEL | FRONK OIL COMPANY INC | 2,543.71 | 0.100000000 | 254.37 |
| FUEL | FRONK OIL COMPANY INC | 2,234.36 | 0.100000000 | 223.44 |
| FUEL | FRONK OIL COMPANY INC | 13,568.96 | 0.100000000 | 1,356.90 |
| FUEL | FRONK OIL COMPANY INC | 8,303.66 | 0.100000000 | 830.36 |
| FUEL | FRONK OIL COMPANY INC | 7,605.90 | 0.100000000 | 760.58 |
| FUEL | FRONK OIL COMPANY INC | 3,760.67 | 0.100000000 | 376.07 |
| INSPECTION & REPAIR SERVICES | CHARLIE'S FIELD SERVICE INC | 2,567.00 | 0.100000000 | 256.70 |
| INSPECTION & REPAIR SERVICES | CHARLIE'S FIELD SERVICE INC | 2,856.90 | 0.100000000 | 285.69 |
| LOCATION / RESTORATION | DUKE OILFIELD SERVICES LLC | 6,514.63 | 0.100000000 | 651.46 |
| LOCATION / RESTORATION | DUKE OILFIELD SERVICES LLC | 2,743.00 | 0.100000000 | 274.30 |
| LOCATION / RESTORATION | DUKE OILFIELD SERVICES LLC | 1,930.65 | 0.100000000 | 193.07 |
| LOCATION / RESTORATION | AGAVE TRANSPORTATION SEI | 683.31 | 0.100000000 | 68.32 |

07-30-2021

207

MEWBOURNE OIL COMPANY

Page 28

SIANA OIL & GAS CO, LLC
TOM M RAGSDALE
P O BOX 2246
CONROE, TX 77305

INVOICE NO.: 202107-25519

INVOICE DATE: 7-31-2021

OWNER: 035904-1

BILLING FOR: July 2021

| REFERENCE/DESCRIPTION OF CHARGES | | GROSS CHARGES | WORKING INTEREST | NET CHARGE |
|--|-----------------------------|---------------|------------------|------------|
| LOCATION / RESTORATION | AGAVE TRANSPORTATION SEI | 289.09 | 0.100000000 | 28.91 |
| LOCATION / RESTORATION | AGAVE TRANSPORTATION SEI | 480.40 | 0.100000000 | 48.04 |
| LOCATION / RESTORATION | QATAR LLC | 12,077.86 | 0.100000000 | 1,207.78 |
| LOCATION / RESTORATION | QATAR LLC | 10,592.35 | 0.100000000 | 1,059.24 |
| LOCATION / RESTORATION | QATAR LLC | 13,692.55 | 0.100000000 | 1,369.25 |
| LOCATION / RESTORATION | QATAR LLC | 8,008.85 | 0.100000000 | 800.88 |
| LOCATION / RESTORATION | SARGE TRUCKING SERVICES, I | 871.93 | 0.100000000 | 87.19 |
| LOCATION / ROAD / SITE / PREPARATION | BUTCH'S RAT HOLE & ANCHOR | 23,360.87 | 0.100000000 | 2,336.08 |
| LOCATION / ROAD / SITE / PREPARATION | DUKE OILFIELD SERVICES LLC | 2,864.32 | 0.100000000 | 286.43 |
| LOCATION / ROAD / SITE / PREPARATION | TRINITY OILFIELD SERVICES & | 2,532.53 | 0.100000000 | 253.26 |
| MUD - SPECIALIZED | FRONK OIL COMPANY INC | 10,740.88 | 0.100000000 | 1,074.08 |
| MUD - SPECIALIZED | FRONK OIL COMPANY INC | 5,716.90 | 0.100000000 | 571.69 |
| MUD - SPECIALIZED | FRONK OIL COMPANY INC | 6,548.07 | 0.100000000 | 654.80 |
| MUD - SPECIALIZED | FRONK OIL COMPANY INC | 10,131.88 | 0.100000000 | 1,013.19 |
| MUD - SPECIALIZED | NOVA TRUCKING LLC | 1,028.63 | 0.100000000 | 102.86 |
| MUD - SPECIALIZED | QATAR LLC | 645.87 | 0.100000000 | 64.59 |
| MUD - SPECIALIZED | D WEBB INDUSTRIES LLC | 568.35 | 0.100000000 | 56.83 |
| RIG MOBILIZATION / DEMOBILIZATION | PATTERSON UTI DRILLING CO | 27,737.10 | 0.100000000 | 2,773.71 |
| TRANSPORTATION | DIVINE ENERGY SERVICES LL | 939.95 | 0.100000000 | 93.99 |
| TRANSPORTATION | DIVINE ENERGY SERVICES LL | 683.60 | 0.100000000 | 68.36 |
| TRANSPORTATION | DIVINE ENERGY SERVICES LL | 666.51 | 0.100000000 | 66.65 |
| TRANSPORTATION | MCCULLAR AND SON'S WELDI | 374.14 | 0.100000000 | 37.42 |
| TRANSPORTATION | MCCULLAR AND SON'S WELDI | 620.00 | 0.100000000 | 62.00 |
| TRANSPORTATION | J & C HOT SHOT SERVICE | 650.00 | 0.100000000 | 64.99 |
| WATER AND OTHER | STONE OILFIELD SERVICE INC | 3,188.01 | 0.100000000 | 318.80 |
| WATER AND OTHER | DUKE OILFIELD SERVICES LLC | 34,006.34 | 0.100000000 | 3,400.63 |
| WATER AND OTHER | AGAVE TRANSPORTATION SEI | 4,021.03 | 0.100000000 | 402.09 |
| WATER AND OTHER | AGAVE TRANSPORTATION SEI | 893.56 | 0.100000000 | 89.35 |
| WATER AND OTHER | AGAVE TRANSPORTATION SEI | 1,029.44 | 0.100000000 | 102.95 |
| WATER AND OTHER | NOVA TRUCKING LLC | 1,055.00 | 0.100000000 | 105.50 |
| WATER AND OTHER | QATAR LLC | 419.82 | 0.100000000 | 41.98 |
| WATER AND OTHER | QATAR LLC | 4,894.65 | 0.100000000 | 489.46 |
| WATER AND OTHER | QATAR LLC | 20,581.88 | 0.100000000 | 2,058.19 |
| WATER AND OTHER | SARGE TRUCKING SERVICES, I | 450.00 | 0.100000000 | 45.01 |
| WATER AND OTHER | SARGE TRUCKING SERVICES, I | -450.00 | 0.100000000 | -45.01 |
| WATER AND OTHER | SARGE TRUCKING SERVICES, I | 17,150.09 | 0.100000000 | 1,715.00 |
| WATER AND OTHER | SARGE TRUCKING SERVICES, I | 450.00 | 0.100000000 | 45.01 |
| WELDING / CONSTRUCTION / MAINT. SERVICES | MC WELDING LLC | 810.58 | 0.100000000 | 81.05 |
| WELL / LEASE INSURANCE | LOCKTON COMPANIES LLC | 3,350.83 | 0.100000000 | 335.09 |
| Total Intangible Well Cost Cost | | 0.00 | | -0.04 |
| <u>Tangible Well Cost</u> | | | | |
| CASING (6.1" - 8.0") | SOONER PIPE LLC | -244,164.92 | 0.100000000 | -24,416.49 |

07-30-2021

208

MEWBOURNE OIL COMPANY

Page 29

SIANA OIL & GAS CO, LLC
TOM M RAGSDALE
P O BOX 2246
CONROE, TX 77305

INVOICE NO.: 202107-25519

INVOICE DATE: 7-31-2021

OWNER: 035904-1

BILLING FOR: July 2021

| REFERENCE/DESCRIPTION OF CHARGES | | GROSS CHARGES | WORKING INTEREST | NET CHARGE |
|--|-----------------------------|---------------|------------------|--------------|
| CASING (6.1" - 8.0") | BOND COAT INC | -13,519.86 | 0.100000000 | -1,351.98 |
| DRILLING HEAD | CAMERON INTERNATIONAL | -25,284.07 | 0.100000000 | -2,528.41 |
| DRILLING HEAD | CAMERON INTERNATIONAL | -4,299.61 | 0.100000000 | -429.96 |
| DRILLING HEAD | CAMERON INTERNATIONAL | -3,061.24 | 0.100000000 | -306.12 |
| CASING (6.1" - 8.0") | SOONER PIPE LLC | 244,164.92 | 0.100000000 | 24,416.49 |
| CASING (6.1" - 8.0") | BOND COAT INC | 13,519.86 | 0.100000000 | 1,351.99 |
| DRILLING HEAD | CAMERON INTERNATIONAL | 25,284.07 | 0.100000000 | 2,528.41 |
| DRILLING HEAD | CAMERON INTERNATIONAL | 4,299.61 | 0.100000000 | 429.96 |
| DRILLING HEAD | CAMERON INTERNATIONAL | 3,061.24 | 0.100000000 | 306.13 |
| Total Tangible Well Cost Cost | | 0.00 | | 0.02 |
| 72076000-10 SUBTOTAL | | -0.00 | | -0.03 |
| PROPERTY: 72076000 72076000-20 INLAND 26/23 B20J STATE COM 1H | | | | |
| <u>Intangible Well Cost</u> | | | | |
| COMPANY SUPERVISION | MEWBOURNE OIL COMPANY | -281.25 | 0.100000000 | -28.12 |
| COMPANY SUPERVISION | MEWBOURNE OIL COMPANY | 281.25 | 0.100000000 | 28.12 |
| Total Intangible Well Cost Cost | | 0.00 | | 0.00 |
| <u>Intangible Well Cost</u> | | | | |
| COMPANY SUPERVISION | MEWBOURNE OIL COMPANY | -637.50 | 0.100000000 | -63.76 |
| COMPANY SUPERVISION | MEWBOURNE OIL COMPANY | 637.50 | 0.100000000 | 63.75 |
| Total Intangible Well Cost Cost | | 0.00 | | -0.01 |
| <u>Intangible Well Cost</u> | | | | |
| LOCATION / ROAD / SITE / PREPARATION | TRINITY OILFIELD SERVICES & | -23,652.56 | 0.100000000 | -2,365.25 |
| LOCATION / ROAD / SITE / PREPARATION | TRINITY OILFIELD SERVICES & | 23,652.56 | 0.100000000 | 2,365.26 |
| Total Intangible Well Cost Cost | | 0.00 | | 0.01 |
| <u>Intangible Well Cost</u> | | | | |
| COMPANY SUPERVISION | MEWBOURNE OIL COMPANY | -650.00 | 0.100000000 | -65.00 |
| COMPANY SUPERVISION | MEWBOURNE OIL COMPANY | 650.00 | 0.100000000 | 64.99 |
| Total Intangible Well Cost Cost | | 0.00 | | -0.01 |
| <u>Intangible Well Cost</u> | | | | |
| CEMENTING | PAR FIVE ENERGY SERVICES I | -24,512.23 | 0.100000000 | -2,451.22 |
| COMPANY SUPERVISION | MEWBOURNE OIL COMPANY | -525.00 | 0.100000000 | -52.50 |
| CEMENTING | PAR FIVE ENERGY SERVICES I | 24,512.23 | 0.100000000 | 2,451.23 |
| COMPANY SUPERVISION | MEWBOURNE OIL COMPANY | 525.00 | 0.100000000 | 52.51 |
| Total Intangible Well Cost Cost | | 0.00 | | 0.02 |

07-30-2021

209

MEWBOURNE OIL COMPANY

Page 30

SIANA OIL & GAS CO, LLC
TOM M RAGSDALE
P O BOX 2246
CONROE, TX 77305

INVOICE NO.: 202107-25519

INVOICE DATE: 7-31-2021

OWNER: 035904-1

BILLING FOR: July 2021

| REFERENCE/DESCRIPTION OF CHARGES | | GROSS CHARGES | WORKING INTEREST | NET CHARGE |
|--|-----------------------------|-------------------|---------------------|------------------|
| <u>Intangible Well Cost</u> | | | | |
| COMPANY SUPERVISION | MEWBOURNE OIL COMPANY | 1,875.00 | 0.100000000 | 187.50 |
| OVERHEAD FIXED RATE | MEWBOURNE OIL COMPANY | 7,465.37 | 0.100000000 | 746.53 |
| TRANSPORTATION | DIVINE WIRELINE SOLUTIONS | 562.37 | 0.100000000 | 56.24 |
| WATER AND OTHER | GLENN'S WATER WELL SERVICE | 175,132.64 | 0.100000000 | 17,513.27 |
| WELDING / CONSTRUCTION / MAINT. SERVICES | MEWBOURNE OIL COMPANY | 1,500.00 | 0.100000000 | 150.00 |
| Total Intangible Well Cost Cost | | 186,535.38 | | 18,653.54 |
| <u>Equipment Beyond Wellhead</u> | | | | |
| SERVICE PUMPS | PCS FERGUSON INC | 1,049.69 | 0.100000000 | 104.97 |
| Total Equipment Beyond Wellhead Cost | | 1,049.69 | | 104.97 |
| 72076000-20 SUBTOTAL | | 187,585.07 | | 18,758.52 |
| PROPERTY: 72076000 72076000-30 INLAND 26/23 B20J STATE COM 1H | | | | |
| <u>Lease Operating Expense</u> | | | | |
| COMPANY SUPERVISION | MEWBOURNE OIL COMPANY | 312.50 | 0.100000000 | 31.25 |
| COMPANY SUPERVISION | MEWBOURNE OIL COMPANY | 1,250.00 | 0.100000000 | 125.00 |
| COMPANY SUPERVISION | MEWBOURNE OIL COMPANY | 425.00 | 0.100000000 | 42.50 |
| EMISSIONS CONTROL EQUIPMENT MAINTENANCE | VAPROX LLC | 271.35 | 0.100000000 | 27.13 |
| EMISSIONS CONTROL EQUIPMENT MAINTENANCE | AUTOMATED WELLHEAD COM | 854.93 | 0.100000000 | 85.49 |
| LEASE & FACILITY | MEWBOURNE OIL COMPANY | 750.00 | 0.100000000 | 75.00 |
| LEASE & FACILITY | MEWBOURNE OIL COMPANY | 375.00 | 0.100000000 | 37.50 |
| LEASE & FACILITY | MEWBOURNE OIL COMPANY | 247.50 | 0.100000000 | 24.75 |
| LEASE & FACILITY MAINTENANCE | GARNER PUMP & SUPPLY INC | 391.90 | 0.100000000 | 39.19 |
| LEASE & FACILITY MAINTENANCE | TURNCO ENTERPRISES LLC | 945.00 | 0.100000000 | 94.50 |
| LEASE & FACILITY MAINTENANCE | TURNCO ENTERPRISES LLC | 525.00 | 0.100000000 | 52.50 |
| LEASE & FACILITY MAINTENANCE | TRINITY OILFIELD SERVICES & | 184.63 | 0.100000000 | 18.46 |
| MISCELLANEOUS EQUIPMENT RENTAL | PACE OILFIELD SERVICES INC | 488.83 | 0.100000000 | 48.88 |
| OVERHEAD-FIXED RATE | MEWBOURNE OIL COMPANY | 889.09 | 0.100000000 | 88.91 |
| PUMPING | MEWBOURNE OIL COMPANY | 900.00 | 0.100000000 | 90.00 |
| PUMPING | MEWBOURNE OIL COMPANY | 900.00 | 0.100000000 | 90.00 |
| RENTAL SERVICES | USA COMPRESSION PARTNER | 4,747.51 | 0.100000000 | 474.75 |
| RENTAL SERVICES | MESA NATURAL GAS Solutio | 3,390.84 | 0.100000000 | 339.08 |
| SALT WATER DISPOSAL | 3 BEAR DELAWARE OPERATIN | 17,647.86 | 0.100000000 | 1,764.79 |
| Total Lease Operating Expense Cost | | 35,496.94 | | 3,549.68 |
| 72076000-30 SUBTOTAL | | 35,496.94 | | 3,549.68 |
| PROPERTY 72076000 TOTAL | | 223,082.01 | | 22,308.17 |

07-30-2021

210

MEWBOURNE OIL COMPANY

Page 31

SIANA OIL & GAS CO, LLC
TOM M RAGSDALE
P O BOX 2246
CONROE, TX 77305

INVOICE NO.: 202107-25519

INVOICE DATE: 7-31-2021

OWNER: 035904-1

BILLING FOR: July 2021

| REFERENCE/DESCRIPTION OF CHARGES | | GROSS CHARGES | WORKING INTEREST | NET CHARGE |
|--|-----------------------------|------------------|---------------------|--------------------|
| 72076000PREPAYMENTS | | | | -195,570.57 |
| PROPERTY: 72185000 72185000-20 CREEDENCE 21/16 W0FC ST COM 4H | | | | |
| <u>Intangible Well Cost</u> | | | | |
| PIPELINE INTERCONNECT | CRESTWOOD PERMIAN BASIN | 7,107.68 | 0.006363620 | 45.23 |
| Total Intangible Well Cost Cost | | 7,107.68 | | 45.23 |
| 72185000-20 SUBTOTAL | | 7,107.68 | 45.23 | |
| PROPERTY: 72185000 72185000-30 CREEDENCE 21/16 W0FC ST COM 4H | | | | |
| <u>Lease Operating Expense</u> | | | | |
| CHEMICALS-CORROSION TREATING | IMPERATIVE CHEMICAL PART | 625.04 | 0.006363620 | 3.98 |
| CHEMICALS-CORROSION TREATING | IMPERATIVE CHEMICAL PART | 568.24 | 0.006363620 | 3.62 |
| CHEMICALS-CORROSION TREATING | IMPERATIVE CHEMICAL PART | 568.24 | 0.006363620 | 3.62 |
| CHEMICALS-WATER TREATING | EPDI | 2,472.47 | 0.006363620 | 15.73 |
| COMPANY SUPERVISION | MEWBOURNE OIL COMPANY | 312.50 | 0.006363620 | 1.99 |
| COMPANY SUPERVISION | MEWBOURNE OIL COMPANY | 312.50 | 0.006363620 | 1.99 |
| COMPRESSOR MAINTENANCE | TRINITY OILFIELD SERVICES & | 51.66 | 0.006363620 | 0.33 |
| CONTRACT SUPERVISION | TURNCO ENTERPRISES LLC | 581.25 | 0.006363620 | 3.70 |
| CONTRACT SUPERVISION | TURNCO ENTERPRISES LLC | 66.25 | 0.006363620 | 0.42 |
| CONTRACT SUPERVISION | TURNCO ENTERPRISES LLC | 1,601.25 | 0.006363620 | 10.19 |
| CONTRACT SUPERVISION | TURNCO ENTERPRISES LLC | 66.25 | 0.006363620 | 0.42 |
| CONTRACT SUPERVISION | TURNCO ENTERPRISES LLC | 66.25 | 0.006363620 | 0.42 |
| CONTRACT SUPERVISION | TURNCO ENTERPRISES LLC | 1,372.50 | 0.006363620 | 8.73 |
| CONTRACT SUPERVISION | TURNCO ENTERPRISES LLC | 1,601.25 | 0.006363620 | 10.19 |
| CONTRACT SUPERVISION | TURNCO ENTERPRISES LLC | 129.75 | 0.006363620 | 0.83 |
| CONTRACT SUPERVISION | TURNCO ENTERPRISES LLC | 66.25 | 0.006363620 | 0.42 |
| CONTRACT SUPERVISION | TURNCO ENTERPRISES LLC | 1,685.25 | 0.006363620 | 10.72 |
| CONTRACT SUPERVISION | TURNCO ENTERPRISES LLC | 66.25 | 0.006363620 | 0.42 |
| CONTRACT SUPERVISION | TURNCO ENTERPRISES LLC | 66.25 | 0.006363620 | 0.42 |
| CONTRACT SUPERVISION | TURNCO ENTERPRISES LLC | 1,685.25 | 0.006363620 | 10.72 |
| CONTRACT SUPERVISION | TURNCO ENTERPRISES LLC | 240.75 | 0.006363620 | 1.53 |
| CONTRACT SUPERVISION | TURNCO ENTERPRISES LLC | 1,601.25 | 0.006363620 | 10.19 |
| CONTRACT SUPERVISION | D&H TRUCKING | 418.02 | 0.006363620 | 2.66 |
| EMISSIONS CONTROL EQUIPMENT MAINTENANCE | JADE CONSTRUCTION LLC | 194.70 | 0.006363620 | 1.24 |
| EMISSIONS CONTROL EQUIPMENT MAINTENANCE | AUTOMATED WELLHEAD COM | 292.05 | 0.006363620 | 1.86 |
| EMISSIONS CONTROL EQUIPMENT MAINTENANCE | AUTOMATED WELLHEAD COM | 166.48 | 0.006363620 | 1.06 |
| EMISSIONS CONTROL EQUIPMENT MAINTENANCE | AUTOMATED WELLHEAD COM | 269.68 | 0.006363620 | 1.72 |
| EMISSIONS CONTROL EQUIPMENT MAINTENANCE | AUTOMATED WELLHEAD COM | 532.21 | 0.006363620 | 3.39 |
| FUEL/ POWER / ELECTRICAL | XCEL ENERGY | 3,478.16 | 0.006363620 | 22.13 |
| GATHERING/TREATING/DEHYDRATION | MEWBOURNE OIL COMPANY-I | 38.01 | 0.006363620 | 0.24 |
| LEASE & FACILITY | MEWBOURNE OIL COMPANY | 187.50 | 0.006363620 | 1.19 |
| LEASE & FACILITY MAINTENANCE | KEYSTONE PUMP & SUPPLY LI | 86.50 | 0.006363620 | 0.55 |
| LEASE & FACILITY MAINTENANCE | JADE CONSTRUCTION LLC | 55.63 | 0.006363620 | 0.35 |

07-30-2021

211

MEWBOURNE OIL COMPANY

Page 32

SIANA OIL & GAS CO, LLC
TOM M RAGSDALE
P O BOX 2246
CONROE, TX 77305

INVOICE NO.: 202107-25519

INVOICE DATE: 7-31-2021

OWNER: 035904-1

BILLING FOR: July 2021

| REFERENCE/DESCRIPTION OF CHARGES | | GROSS CHARGES | WORKING INTEREST | NET CHARGE |
|--|-----------------------------|-------------------|------------------|----------------|
| LEASE & FACILITY MAINTENANCE | JADE CONSTRUCTION LLC | 83.44 | 0.006363620 | 0.53 |
| LEASE & FACILITY MAINTENANCE | SARGE TRUCKING SERVICES, I | 60.55 | 0.006363620 | 0.39 |
| OVERHEAD-FIXED RATE | MEWBOURNE OIL COMPANY | 807.20 | 0.006363620 | 5.14 |
| PRIME MOVER / PUMP MAINTENANCE | INGRAM PROFESSIONAL SERV | 45.41 | 0.006363620 | 0.29 |
| PUMPING | MEWBOURNE OIL COMPANY | 900.00 | 0.006363620 | 5.73 |
| PUMPING | MEWBOURNE OIL COMPANY | 900.00 | 0.006363620 | 5.73 |
| RENTAL SERVICES | KODIAK GAS SERVICES LLC | 3,715.83 | 0.006363620 | 23.65 |
| SALT WATER DISPOSAL | MEWBOURNE OIL COMPANY | 75,467.91 | 0.006363620 | 480.25 |
| Total Lease Operating Expense Cost | | 103,505.93 | | 658.68 |
| 72185000-30 SUBTOTAL | | 103,505.93 | 658.68 | |
| PROPERTY 72185000 TOTAL | | 110,613.61 | 703.91 | |
| 72185000PREPAYMENTS | | | | -703.91 |
| PROPERTY: 72186000 72186000-20 CREEDENCE 21/16 WIFC ST COM 3H | | | | |
| <u>Intangible Well Cost</u> | | | | |
| PIPELINE INTERCONNECT | CRESTWOOD PERMIAN BASIN | 7,107.68 | 0.006363620 | 45.23 |
| Total Intangible Well Cost Cost | | 7,107.68 | | 45.23 |
| 72186000-20 SUBTOTAL | | 7,107.68 | 45.23 | |
| PROPERTY: 72186000 72186000-30 CREEDENCE 21/16 WIFC ST COM 3H | | | | |
| <u>Lease Operating Expense</u> | | | | |
| CHEMICALS-CORROSION TREATING | IMPERATIVE CHEMICAL PART | 625.00 | 0.006363620 | 3.98 |
| CHEMICALS-CORROSION TREATING | IMPERATIVE CHEMICAL PART | 568.17 | 0.006363620 | 3.62 |
| CHEMICALS-CORROSION TREATING | IMPERATIVE CHEMICAL PART | 568.16 | 0.006363620 | 3.62 |
| CHEMICALS-WATER TREATING | EPDI | 2,472.47 | 0.006363620 | 15.73 |
| COMPANY SUPERVISION | MEWBOURNE OIL COMPANY | 312.50 | 0.006363620 | 1.99 |
| COMPANY SUPERVISION | MEWBOURNE OIL COMPANY | 312.50 | 0.006363620 | 1.99 |
| COMPRESSOR MAINTENANCE | TRINITY OILFIELD SERVICES & | 51.65 | 0.006363620 | 0.33 |
| CONTRACT SUPERVISION | TURNCO ENTERPRISES LLC | 581.25 | 0.006363620 | 3.70 |
| CONTRACT SUPERVISION | TURNCO ENTERPRISES LLC | 66.25 | 0.006363620 | 0.42 |
| CONTRACT SUPERVISION | TURNCO ENTERPRISES LLC | 1,601.25 | 0.006363620 | 10.19 |
| CONTRACT SUPERVISION | TURNCO ENTERPRISES LLC | 66.25 | 0.006363620 | 0.42 |
| CONTRACT SUPERVISION | TURNCO ENTERPRISES LLC | 66.25 | 0.006363620 | 0.42 |
| CONTRACT SUPERVISION | TURNCO ENTERPRISES LLC | 1,372.50 | 0.006363620 | 8.73 |
| CONTRACT SUPERVISION | TURNCO ENTERPRISES LLC | 1,601.25 | 0.006363620 | 10.19 |
| CONTRACT SUPERVISION | TURNCO ENTERPRISES LLC | 129.75 | 0.006363620 | 0.83 |
| CONTRACT SUPERVISION | TURNCO ENTERPRISES LLC | 66.25 | 0.006363620 | 0.42 |
| CONTRACT SUPERVISION | TURNCO ENTERPRISES LLC | 1,685.25 | 0.006363620 | 10.72 |
| CONTRACT SUPERVISION | TURNCO ENTERPRISES LLC | 66.25 | 0.006363620 | 0.42 |
| CONTRACT SUPERVISION | TURNCO ENTERPRISES LLC | 66.25 | 0.006363620 | 0.42 |
| CONTRACT SUPERVISION | TURNCO ENTERPRISES LLC | 1,685.25 | 0.006363620 | 10.72 |
| CONTRACT SUPERVISION | TURNCO ENTERPRISES LLC | 240.75 | 0.006363620 | 1.53 |

07-30-2021

212

MEWBOURNE OIL COMPANY

Page 33

SIANA OIL & GAS CO, LLC
TOM M RAGSDALE
P O BOX 2246
CONROE, TX 77305

INVOICE NO.: 202107-25519

INVOICE DATE: 7-31-2021

OWNER: 035904-1

BILLING FOR: July 2021

| REFERENCE/DESCRIPTION OF CHARGES | | GROSS CHARGES | WORKING INTEREST | NET CHARGE |
|---|----------------------------|---------------|------------------|------------|
| CONTRACT SUPERVISION | TURNCO ENTERPRISES LLC | 1,601.25 | 0.006363620 | 10.19 |
| CONTRACT SUPERVISION | D&H TRUCKING | 418.01 | 0.006363620 | 2.66 |
| EMISSIONS CONTROL EQUIPMENT MAINTENANCE | JADE CONSTRUCTION LLC | 194.69 | 0.006363620 | 1.24 |
| EMISSIONS CONTROL EQUIPMENT MAINTENANCE | AUTOMATED WELLHEAD COM | 291.98 | 0.006363620 | 1.86 |
| EMISSIONS CONTROL EQUIPMENT MAINTENANCE | AUTOMATED WELLHEAD COM | 166.46 | 0.006363620 | 1.06 |
| EMISSIONS CONTROL EQUIPMENT MAINTENANCE | AUTOMATED WELLHEAD COM | 269.65 | 0.006363620 | 1.72 |
| EMISSIONS CONTROL EQUIPMENT MAINTENANCE | AUTOMATED WELLHEAD COM | 532.11 | 0.006363620 | 3.39 |
| FUEL/ POWER / ELECTRICAL | XCEL ENERGY | 2,965.98 | 0.006363620 | 18.87 |
| GATHERING/TREATING/DEHYDRATION | MEWBOURNE OIL COMPANY-I | 38.01 | 0.006363620 | 0.24 |
| LEASE & FACILITY | MEWBOURNE OIL COMPANY | 187.50 | 0.006363620 | 1.19 |
| LEASE & FACILITY MAINTENANCE | KEYSTONE PUMP & SUPPLY LI | 86.49 | 0.006363620 | 0.55 |
| LEASE & FACILITY MAINTENANCE | JADE CONSTRUCTION LLC | 55.62 | 0.006363620 | 0.35 |
| LEASE & FACILITY MAINTENANCE | JADE CONSTRUCTION LLC | 83.44 | 0.006363620 | 0.53 |
| LEASE & FACILITY MAINTENANCE | SARGE TRUCKING SERVICES, I | 60.55 | 0.006363620 | 0.39 |
| OVERHEAD-FIXED RATE | MEWBOURNE OIL COMPANY | 807.20 | 0.006363620 | 5.14 |
| PRIME MOVER / PUMP MAINTENANCE | INGRAM PROFESSIONAL SERV | 45.35 | 0.006363620 | 0.29 |
| PUMPING | MEWBOURNE OIL COMPANY | 900.00 | 0.006363620 | 5.73 |
| PUMPING | MEWBOURNE OIL COMPANY | 900.00 | 0.006363620 | 5.73 |
| RENTAL SERVICES | KODIAK GAS SERVICES LLC | 3,715.82 | 0.006363620 | 23.65 |
| SALT WATER DISPOSAL | MEWBOURNE OIL COMPANY | 54,163.96 | 0.006363620 | 344.68 |
| Total Lease Operating Expense Cost | | 81,689.27 | | 519.85 |

72186000-30 SUBTOTAL

81,689.27

519.85

PROPERTY 72186000 TOTAL

88,796.95

565.08

72186000PREPAYMENTS

-565.08

PROPERTY: 72310000 72310000-20 IBEX 15/10 B1PA FED COM 2H

Intangible Well Cost

| | | | | |
|---------------------------------|-------------------------|----------|-------------|------|
| OVERHEAD FIXED RATE | MEWBOURNE OIL COMPANY | 1,464.37 | 0.000539020 | 0.79 |
| REGULATORY PERMITS & SURVEYS | RRC ENERGY SERVICES LLC | 825.54 | 0.000539020 | 0.44 |
| Total Intangible Well Cost Cost | | 2,289.91 | | 1.23 |

72310000-20 SUBTOTAL

2,289.91

1.23

PROPERTY: 72310000 72310000-30 IBEX 15/10 B1PA FED COM 2H

Lease Operating Expense

| | | | | |
|---|--------------------------|----------|-------------|------|
| AUTOMATION MAINTENANCE | INGRAM PROFESSIONAL SERV | 460.19 | 0.000539020 | 0.25 |
| AUTOMATION MAINTENANCE | TANKLOGIX LLC | 367.52 | 0.000539020 | 0.19 |
| CHEMICALS-WATER TREATING | EPDI | 2,250.21 | 0.000539020 | 1.21 |
| COMPANY SUPERVISION | MEWBOURNE OIL COMPANY | 1,250.00 | 0.000539020 | 0.67 |
| COMPANY SUPERVISION | MEWBOURNE OIL COMPANY | 625.00 | 0.000539020 | 0.34 |
| EMISSIONS CONTROL EQUIPMENT MAINTENANCE | VAPROX LLC | 289.93 | 0.000539020 | 0.16 |
| FUEL/ POWER / ELECTRICAL | XCEL ENERGY | 5,162.23 | 0.000539020 | 2.79 |
| GATHERING/TREATING/DEHYDRATION | MEWBOURNE OIL COMPANY-I | 200.00 | 0.000539020 | 0.11 |

07-30-2021

213

MEWBOURNE OIL COMPANY

Page 34

SIANA OIL & GAS CO, LLC
TOM M RAGSDALE
P O BOX 2246
CONROE, TX 77305

INVOICE NO.: 202107-25519

INVOICE DATE: 7-31-2021

OWNER: 035904-1

BILLING FOR: July 2021

| REFERENCE/DESCRIPTION OF CHARGES | | GROSS CHARGES | WORKING INTEREST | NET CHARGE |
|------------------------------------|---------------------------------------|------------------|---------------------|---------------|
| GATHERING/TREATING/DEHYDRATION | LEGACY SAFETY AND CONSUMPTION | 125.29 | 0.000539020 | 0.07 |
| LEASE & FACILITY | MEWBOURNE OIL COMPANY | 1,875.00 | 0.000539020 | 1.01 |
| LEASE & FACILITY | MEWBOURNE OIL COMPANY | 375.00 | 0.000539020 | 0.20 |
| LEASE & FACILITY | MEWBOURNE OIL COMPANY | 1,125.00 | 0.000539020 | 0.61 |
| LEASE & FACILITY | MEWBOURNE OIL COMPANY | 187.50 | 0.000539020 | 0.10 |
| LEASE & FACILITY MAINTENANCE | GARNER PUMP & SUPPLY INC | 9.26 | 0.000539020 | 0.00 |
| LEASE & FACILITY MAINTENANCE | TURNCO ENTERPRISES LLC | 567.00 | 0.000539020 | 0.31 |
| LEASE & FACILITY MAINTENANCE | TURNCO ENTERPRISES LLC | 41.25 | 0.000539020 | 0.02 |
| LEASE & FACILITY MAINTENANCE | TURNCO ENTERPRISES LLC | 45.00 | 0.000539020 | 0.02 |
| LEASE & FACILITY MAINTENANCE | TURNCO ENTERPRISES LLC | 210.00 | 0.000539020 | 0.11 |
| LEASE & FACILITY MAINTENANCE | TURNCO ENTERPRISES LLC | 18.75 | 0.000539020 | 0.01 |
| LEASE & FACILITY MAINTENANCE | TURNCO ENTERPRISES LLC | 26.25 | 0.000539020 | 0.01 |
| LEASE & FACILITY MAINTENANCE | TURNCO ENTERPRISES LLC | 11.25 | 0.000539020 | 0.01 |
| LEASE & FACILITY MAINTENANCE | INGRAM PROFESSIONAL SERVICES | 17.23 | 0.000539020 | 0.01 |
| LEASE & FACILITY MAINTENANCE | TRINITY OILFIELD SERVICES & EQUIPMENT | 73.85 | 0.000539020 | 0.04 |
| LEASE & FACILITY MAINTENANCE | TRINITY OILFIELD SERVICES & EQUIPMENT | 160.89 | 0.000539020 | 0.09 |
| LEASE & FACILITY MAINTENANCE | LIMESTONE BASIN PROPERTIES | 370.30 | 0.000539020 | 0.20 |
| MISCELLANEOUS EQUIPMENT RENTAL | MEWBOURNE OIL COMPANY | 235.20 | 0.000539020 | 0.13 |
| OVERHEAD-FIXED RATE | MEWBOURNE OIL COMPANY | 889.09 | 0.000539020 | 0.48 |
| PUMPING | MEWBOURNE OIL COMPANY | 900.00 | 0.000539020 | 0.49 |
| PUMPING | MEWBOURNE OIL COMPANY | 900.00 | 0.000539020 | 0.49 |
| RENTAL SERVICES | PRESTIGE EQUIPMENT RENTAL | 303.40 | 0.000539020 | 0.16 |
| RENTAL SERVICES | TOTAL OPERATIONS & PRODUCTION | 4,874.08 | 0.000539020 | 2.63 |
| SALT WATER DISPOSAL | PRESSURE SERVICES | 810.58 | 0.000539020 | 0.44 |
| SALT WATER DISPOSAL | OWL SWD OPERATING LLC | 6,537.94 | 0.000539020 | 3.52 |
| SALT WATER DISPOSAL | OWL SWD OPERATING LLC | 497.86 | 0.000539020 | 0.27 |
| SALT WATER DISPOSAL | OWL SWD OPERATING LLC | 545.17 | 0.000539020 | 0.29 |
| SALT WATER DISPOSAL | OWL SWD OPERATING LLC | 691.24 | 0.000539020 | 0.37 |
| SALT WATER DISPOSAL | OWL SWD OPERATING LLC | 49.37 | 0.000539020 | 0.03 |
| SALT WATER DISPOSAL | H-M TRUCKING LLC | 770.38 | 0.000539020 | 0.42 |
| SALT WATER DISPOSAL | NGL WATER SOLUTIONS PERMITS | 19,429.26 | 0.000539020 | 10.47 |
| SALT WATER DISPOSAL | NGL WATER SOLUTIONS PERMITS | 139.26 | 0.000539020 | 0.08 |
| SALT WATER DISPOSAL | QATAR LLC | 1,756.78 | 0.000539020 | 0.95 |
| SALT WATER DISPOSAL | LIMESTONE BASIN PROPERTIES | 105.13 | 0.000539020 | 0.06 |
| SITE RESTORATION & EXCAVATION | TURNCO ENTERPRISES LLC | 378.00 | 0.000539020 | 0.20 |
| SITE RESTORATION & EXCAVATION | SUNDANCE SERVICES WEST INC | 18.19 | 0.000539020 | 0.01 |
| Total Lease Operating Expense Cost | | 55,674.83 | | 30.03 |

72310000-30 SUBTOTAL

55,674.83

30.03

PROPERTY 72310000 TOTAL

57,964.74

31.26

PROPERTY: 72580000 72580000-30 OXY BYPASS 16 STATE 1

Lease Operating Expense

07-30-2021

214

MEWBOURNE OIL COMPANY

Page 35

SIANA OIL & GAS CO, LLC
TOM M RAGSDALE
P O BOX 2246
CONROE, TX 77305

INVOICE NO.: 202107-25519**INVOICE DATE:** 7-31-2021**OWNER:** 035904-1**BILLING FOR:** July 2021

| REFERENCE/DESCRIPTION OF CHARGES | | GROSS CHARGES | WORKING INTEREST | NET CHARGE |
|------------------------------------|-----------------------|------------------|---------------------|---------------|
| COMPANY SUPERVISION | MEWBOURNE OIL COMPANY | 56.82 | 0.126000000 | 7.16 |
| Total Lease Operating Expense Cost | | 56.82 | | 7.16 |
| 72580000-30 SUBTOTAL | | 56.82 | 7.16 | |
| PROPERTY 72580000 TOTAL | | 56.82 | 7.16 | |

Netted Owner

07-30-2021

215

Page 1

MEWBOURNE OIL COMPANY

MEWBOURNE OIL COMPANY
P O BOX 7698
TYLER, TX 75711-7698

SIANA OIL & GAS CO, LLC
TOM M RAGSDALE
P O BOX 2246
CONROE, TX 77305

INVOICE NO.: 202108-28495

INVOICE DATE: 8-31-2021

OWNER: 035904-1

BILLING FOR: August 2021

BALANCE FORWARD**-343,028.13**

| CURRENT PERIOD ADJUSTMENT | | | | | AMOUNT | | |
|---|----------|------------|--------------|-----------|------------------|----------|-----------|
| | | | | | 0.00 | | |
| CURRENT CHARGES | | | | | GROSS | INTEREST | NET |
| 62390000 - PRONGHORN 15 B3BO FED COM 1H | TIER: 20 | 2,688.83 | 0.0683747500 | 183.84 | | | |
| 62390000 - PRONGHORN 15 B3BO FED COM 1H | TIER: 30 | 25,570.23 | 0.0683747500 | 1,748.33 | | | |
| 62391000 - PRONGHORN 15 B3CN FED COM 1H | TIER: 20 | 851.50 | 0.0683747500 | 58.22 | | | |
| 62391000 - PRONGHORN 15 B3CN FED COM 1H | TIER: 30 | 23,645.09 | 0.0683747500 | 1,616.69 | | | |
| 62392000 - PRONGHORN 15 B3DM FED COM 1H | TIER: 20 | 851.47 | 0.0683747500 | 58.22 | | | |
| 62392000 - PRONGHORN 15 B3DM FED COM 1H | TIER: 30 | 21,806.03 | 0.0683747500 | 1,491.04 | | | |
| 62774000 - IBEX 10 B3MD FED COM 1H | TIER: 20 | 1,568.50 | 0.0527536400 | 82.75 | | | |
| 62774000 - IBEX 10 B3MD FED COM 1H | TIER: 30 | 23,336.98 | 0.0527536400 | 1,231.10 | | | |
| 62775000 - IBEX 10 B3NC FED COM 1H | TIER: 20 | 1,434.05 | 0.0527536400 | 75.65 | | | |
| 62775000 - IBEX 10 B3NC FED COM 1H | TIER: 30 | 16,372.39 | 0.0527536400 | 863.71 | | | |
| 62776000 - IBEX 10 B3OB FED COM 1H | TIER: 20 | 3,271.38 | 0.0322507100 | 105.50 | | | |
| 62776000 - IBEX 10 B3OB FED COM 1H | TIER: 30 | 25,074.36 | 0.0322507100 | 808.68 | | | |
| 62906000 - GAZELLE 22 B2MD FED COM 2H | TIER: 20 | 1,927.02 | 0.1969919400 | 379.61 | | | |
| 62906000 - GAZELLE 22 B2MD FED COM 2H | TIER: 30 | 26,902.35 | 0.1969919400 | 5,299.55 | | | |
| 62915000 - CREEDENCE 21/16 W0ED ST COM 2H | TIER: 30 | 62,139.14 | 0.0063636200 | 395.43 | | | |
| 62916000 - CREEDENCE 21/16 W1ED ST COM 1H | TIER: 30 | 85,895.29 | 0.0063636200 | 546.61 | | | |
| 62948000 - INLAND 26/23 B2PI STATE COM 1H | TIER: 20 | 11,402.95 | 0.1000000000 | 1,140.29 | | | |
| 62948000 - INLAND 26/23 B2PI STATE COM 1H | TIER: 30 | 108,727.90 | 0.1000000000 | 10,872.79 | | | |
| 62958000 - GAZELLE 22 B3MD FED COM 1H | TIER: 20 | 1,702.92 | 0.1969919400 | 335.45 | | | |
| 62958000 - GAZELLE 22 B3MD FED COM 1H | TIER: 30 | 28,100.70 | 0.1969919400 | 5,535.59 | | | |
| 72076000 - INLAND 26/23 B2OJ STATE COM 1H | TIER: 20 | 11,992.57 | 0.1000000000 | 1,199.25 | | | |
| 72076000 - INLAND 26/23 B2OJ STATE COM 1H | TIER: 30 | 36,151.88 | 0.1000000000 | 3,615.16 | | | |
| 72185000 - CREEDENCE 21/16 W0FC ST COM 4H | TIER: 20 | 53,710.28 | 0.0063636200 | 341.80 | | | |
| 72185000 - CREEDENCE 21/16 W0FC ST COM 4H | TIER: 30 | 72,604.04 | 0.0063636200 | 462.00 | | | |
| 72186000 - CREEDENCE 21/16 W1FC ST COM 3H | TIER: 20 | 53,710.08 | 0.0063636200 | 341.80 | | | |
| 72186000 - CREEDENCE 21/16 W1FC ST COM 3H | TIER: 30 | 57,191.37 | 0.0063636200 | 363.93 | | | |
| 72310000 - IBEX 15/10 B1PA FED COM 2H | TIER: 20 | 12,323.84 | 0.0005390200 | 6.64 | | | |
| 72310000 - IBEX 15/10 B1PA FED COM 2H | TIER: 30 | 83,793.73 | 0.0005390200 | 45.16 | | | |
| 72580000 - OXY BYPASS 16 STATE 1 | TIER: 30 | 72.99 | 0.1260000000 | 9.19 | | | |
| TOTAL CURRENT CHARGES | | | | | 854,819.86 | | 39,213.98 |
| APPLIED ADVANCES | | | | | | | |
| 72185000 - CREEDENCE 21/16 W0FC ST COM 4H | | | | | -803.80 | | |
| 72186000 - CREEDENCE 21/16 W1FC ST COM 3H | | | | | -705.73 | | |
| APPLIED ADVANCES TOTAL | | | | | -1,509.53 | | |
| INVOICE TOTAL | | | | | 37,704.45 | | |

09-01-2021

216

MEWBOURNE OIL COMPANY

Page 2

SIANA OIL & GAS CO, LLC
TOM M RAGSDALE
P O BOX 2246
CONROE, TX 77305

INVOICE NO.: 202108-28495

INVOICE DATE: 8-31-2021

OWNER: 035904-1

BILLING FOR: August 2021

OUTSTANDING BALANCE

(305,323.68)

PLEASE INDICATE INVOICE# 202108-28495

AND ACCOUNT# 035904-1

ON REMITTANCE

PAYMENT DUE 15 DAYS AFTER RECEIPT OF INVOICE PAYABLE IN US DOLLARS

FOR INQUIRIES, PLEASE CONTACT (903) 561-2900

Netted Owner

MEWBOURNE OIL COMPANY

Page 3

SIANA OIL & GAS CO, LLC
TOM M RAGSDALE
P O BOX 2246
CONROE, TX 77305

INVOICE NO.: 202108-28495

INVOICE DATE: 8-31-2021

OWNER: 035904-1

BILLING FOR: August 2021

| REFERENCE/DESCRIPTION OF CHARGES | | GROSS CHARGES | WORKING INTEREST | NET CHARGE |
|--|-----------------------------|------------------|---------------------|---------------|
| PROPERTY: 62390000 62390000-20 PRONGHORN 15 B3BO FED COM 1H | | | | |
| <u>Equipment Beyond Wellhead</u> | | | | |
| ELECTRICAL INSTALLATIONS | INGRAM PROFESSIONAL SERV | 1,770.30 | 0.068374750 | 121.04 |
| ELECTRICAL INSTALLATIONS | INGRAM PROFESSIONAL SERV | 318.13 | 0.068374750 | 21.75 |
| ELECTRICAL INSTALLATIONS | INGRAM PROFESSIONAL SERV | 600.40 | 0.068374750 | 41.05 |
| Total Equipment Beyond Wellhead Cost | | 2,688.83 | | 183.84 |
| 62390000-20 SUBTOTAL | | 2,688.83 | 183.84 | |
| PROPERTY: 62390000 62390000-30 PRONGHORN 15 B3BO FED COM 1H | | | | |
| <u>Lease Operating Expense</u> | | | | |
| AUTOMATION MAINTENANCE | AMERICAN MILLENNIUM COR | 29.26 | 0.068374750 | 2.00 |
| CHEMICALS-WATER TREATING | JACAM CATALYST LLC | 448.38 | 0.068374750 | 30.66 |
| CHEMICALS-WATER TREATING | EPDI | 662.46 | 0.068374750 | 45.29 |
| CHEMICALS-WATER TREATING | EPDI | 135.89 | 0.068374750 | 9.29 |
| COMPANY SUPERVISION | MEWBOURNE OIL COMPANY | 1,300.00 | 0.068374750 | 88.89 |
| EMISSIONS CONTROL EQUIPMENT MAINTENANCE | G&A FABRICATION LLC | 304.72 | 0.068374750 | 20.83 |
| FUEL/ POWER / ELECTRICAL | XCEL ENERGY | 3,431.12 | 0.068374750 | 234.60 |
| LEASE & FACILITY | MEWBOURNE OIL COMPANY | 412.50 | 0.068374750 | 28.21 |
| LEASE & FACILITY | MEWBOURNE OIL COMPANY | 412.50 | 0.068374750 | 28.21 |
| LEASE & FACILITY | MEWBOURNE OIL COMPANY | 412.50 | 0.068374750 | 28.21 |
| LEASE & FACILITY | MEWBOURNE OIL COMPANY | 280.50 | 0.068374750 | 19.18 |
| LEASE & FACILITY MAINTENANCE | GARNER PUMP & SUPPLY INC | 157.23 | 0.068374750 | 10.75 |
| LEASE & FACILITY MAINTENANCE | MPS ENTERPRISES INC | 18.71 | 0.068374750 | 1.28 |
| LEASE & FACILITY MAINTENANCE | MPS ENTERPRISES INC | 415.67 | 0.068374750 | 28.42 |
| LEASE & FACILITY MAINTENANCE | MPS ENTERPRISES INC | 70.04 | 0.068374750 | 4.79 |
| LEASE & FACILITY MAINTENANCE | L & E SERVICES LLC | 114.04 | 0.068374750 | 7.80 |
| LEASE & FACILITY MAINTENANCE | HR COMPRESSION & SERVICE | 2,196.65 | 0.068374750 | 150.19 |
| LEASE & FACILITY MAINTENANCE | GUNS UP SERVICES | 386.49 | 0.068374750 | 26.42 |
| LEASE & FACILITY MAINTENANCE | INGRAM PROFESSIONAL SERV | 82.19 | 0.068374750 | 5.62 |
| LEASE & FACILITY MAINTENANCE | INGRAM PROFESSIONAL SERV | 767.24 | 0.068374750 | 52.46 |
| LEASE & FACILITY MAINTENANCE | TRINITY OILFIELD SERVICES & | 129.24 | 0.068374750 | 8.83 |
| LEASE & FACILITY MAINTENANCE | TRINITY OILFIELD SERVICES & | 31.65 | 0.068374750 | 2.16 |
| LEASE & FACILITY MAINTENANCE | TRINITY OILFIELD SERVICES & | 38.24 | 0.068374750 | 2.61 |
| LEASE & FACILITY MAINTENANCE | TRINITY OILFIELD SERVICES & | 39.56 | 0.068374750 | 2.70 |
| LEASE & FACILITY MAINTENANCE | TRINITY OILFIELD SERVICES & | 39.56 | 0.068374750 | 2.70 |
| LEASE & FACILITY MAINTENANCE | TRINITY OILFIELD SERVICES & | 39.56 | 0.068374750 | 2.70 |
| LEASE & FACILITY MAINTENANCE | TRINITY OILFIELD SERVICES & | 41.82 | 0.068374750 | 2.86 |
| LEASE & FACILITY MAINTENANCE | TRINITY OILFIELD SERVICES & | 39.56 | 0.068374750 | 2.70 |
| LEASE & FACILITY MAINTENANCE | TRINITY OILFIELD SERVICES & | 40.88 | 0.068374750 | 2.80 |
| LEASE & FACILITY MAINTENANCE | TRINITY OILFIELD SERVICES & | 36.92 | 0.068374750 | 2.52 |
| LEASE & FACILITY MAINTENANCE | TRINITY OILFIELD SERVICES & | 34.29 | 0.068374750 | 2.35 |
| LEASE & FACILITY MAINTENANCE | TRINITY OILFIELD SERVICES & | 47.04 | 0.068374750 | 3.22 |

09-01-2021

218

MEWBOURNE OIL COMPANY

Page 4

SIANA OIL & GAS CO, LLC
TOM M RAGSDALE
P O BOX 2246
CONROE, TX 77305

INVOICE NO.: 202108-28495

INVOICE DATE: 8-31-2021

OWNER: 035904-1

BILLING FOR: August 2021

| REFERENCE/DESCRIPTION OF CHARGES | | GROSS CHARGES | WORKING INTEREST | NET CHARGE |
|------------------------------------|-----------------------------|---------------|------------------|------------|
| LEASE & FACILITY MAINTENANCE | TRINITY OILFIELD SERVICES & | 17.14 | 0.068374750 | 1.17 |
| LEASE & FACILITY MAINTENANCE | JES ENERGY LLC | 33.91 | 0.068374750 | 2.32 |
| LEASE & FACILITY MAINTENANCE | JES ENERGY LLC | 39.56 | 0.068374750 | 2.70 |
| LEASE & FACILITY MAINTENANCE | TNT SPECIALTIES DBA TNT OI | 36.44 | 0.068374750 | 2.49 |
| LEASE & FACILITY MAINTENANCE | SARGE TRUCKING SERVICES, I | 24.51 | 0.068374750 | 1.68 |
| LEASE & FACILITY MAINTENANCE | SARGE TRUCKING SERVICES, I | 11.53 | 0.068374750 | 0.79 |
| MISCELLANEOUS EQUIPMENT RENTAL | MEWBOURNE OIL COMPANY | 243.04 | 0.068374750 | 16.62 |
| OVERHEAD-FIXED RATE | MEWBOURNE OIL COMPANY | 864.00 | 0.068374750 | 59.08 |
| PRIME MOVER / PUMP MAINTENANCE | HR COMPRESSION & SERVICE | 1,237.65 | 0.068374750 | 84.62 |
| PRIME MOVER / PUMP MAINTENANCE | HR COMPRESSION & SERVICE | 49.59 | 0.068374750 | 3.39 |
| PUMPING | MEWBOURNE OIL COMPANY | 900.00 | 0.068374750 | 61.54 |
| PUMPING | MEWBOURNE OIL COMPANY | 450.00 | 0.068374750 | 30.77 |
| RENTAL SERVICES | TOTAL OPERATIONS & PRODU | 5,086.00 | 0.068374750 | 347.75 |
| SALT WATER DISPOSAL | TRINITY OILFIELD SERVICES & | 104.13 | 0.068374750 | 7.12 |
| SALT WATER DISPOSAL | TRINITY OILFIELD SERVICES & | 104.13 | 0.068374750 | 7.12 |
| SALT WATER DISPOSAL | NGL WATER SOLUTIONS PERM | 3,764.30 | 0.068374750 | 257.38 |
| SITE RESTORATION & EXCAVATION | SUNDANCE SERVICES WEST II | 7.89 | 0.068374750 | 0.54 |
| Total Lease Operating Expense Cost | | 25,570.23 | | 1,748.33 |

62390000-30 SUBTOTAL

25,570.23

1,748.33

PROPERTY 62390000 TOTAL

28,259.06

1,932.17

PROPERTY: 62391000 62391000-20 PRONGHORN 15 B3CN FED COM 1H

Equipment Beyond Wellhead

| | | | | |
|--------------------------------------|--------------------------|--------|-------------|-------|
| ELECTRICAL INSTALLATIONS | INGRAM PROFESSIONAL SERV | 560.62 | 0.068374750 | 38.33 |
| ELECTRICAL INSTALLATIONS | INGRAM PROFESSIONAL SERV | 100.75 | 0.068374750 | 6.89 |
| ELECTRICAL INSTALLATIONS | INGRAM PROFESSIONAL SERV | 190.13 | 0.068374750 | 13.00 |
| Total Equipment Beyond Wellhead Cost | | 851.50 | | 58.22 |

62391000-20 SUBTOTAL

851.50

58.22

PROPERTY: 62391000 62391000-30 PRONGHORN 15 B3CN FED COM 1H

Lease Operating Expense

| | | | | |
|---|-----------------------------|----------|-------------|--------|
| CHEMICALS-WATER TREATING | JACAM CATALYST LLC | 448.38 | 0.068374750 | 30.66 |
| CHEMICALS-WATER TREATING | EPDI | 156.49 | 0.068374750 | 10.70 |
| CHEMICALS-WATER TREATING | EPDI | 32.10 | 0.068374750 | 2.20 |
| COMPANY SUPERVISION | MEWBOURNE OIL COMPANY | 1,300.00 | 0.068374750 | 88.89 |
| EMISSIONS CONTROL EQUIPMENT MAINTENANCE | KEYSTONE PUMP & SUPPLY LI | 559.20 | 0.068374750 | 38.23 |
| EMISSIONS CONTROL EQUIPMENT MAINTENANCE | G&A FABRICATION LLC | 260.40 | 0.068374750 | 17.80 |
| EMISSIONS CONTROL EQUIPMENT MAINTENANCE | G&A FABRICATION LLC | 152.36 | 0.068374750 | 10.42 |
| EMISSIONS CONTROL EQUIPMENT MAINTENANCE | TRINITY OILFIELD SERVICES & | 237.37 | 0.068374750 | 16.23 |
| ENVIRONMENTAL & REGULATORY COMPLIANCE | ECOTEST ENERGY SERVICES I | 1,801.29 | 0.068374750 | 123.16 |
| FUEL/ POWER / ELECTRICAL | XCEL ENERGY | 782.03 | 0.068374750 | 53.47 |
| LEASE & FACILITY | MEWBOURNE OIL COMPANY | 412.50 | 0.068374750 | 28.20 |

09-01-2021

219

MEWBOURNE OIL COMPANY

Page 5

SIANA OIL & GAS CO, LLC
TOM M RAGSDALE
P O BOX 2246
CONROE, TX 77305

INVOICE NO.: 202108-28495

INVOICE DATE: 8-31-2021

OWNER: 035904-1

BILLING FOR: August 2021

| REFERENCE/DESCRIPTION OF CHARGES | | GROSS CHARGES | WORKING INTEREST | NET CHARGE |
|------------------------------------|-----------------------------|------------------|---------------------|---------------|
| LEASE & FACILITY | MEWBOURNE OIL COMPANY | 412.50 | 0.068374750 | 28.20 |
| LEASE & FACILITY | MEWBOURNE OIL COMPANY | 206.25 | 0.068374750 | 14.10 |
| LEASE & FACILITY | MEWBOURNE OIL COMPANY | 552.75 | 0.068374750 | 37.79 |
| LEASE & FACILITY | MEWBOURNE OIL COMPANY | 412.50 | 0.068374750 | 28.20 |
| LEASE & FACILITY | MEWBOURNE OIL COMPANY | 206.25 | 0.068374750 | 14.10 |
| LEASE & FACILITY MAINTENANCE | MPS ENTERPRISES INC | 6.11 | 0.068374750 | 0.42 |
| LEASE & FACILITY MAINTENANCE | MPS ENTERPRISES INC | 135.73 | 0.068374750 | 9.28 |
| LEASE & FACILITY MAINTENANCE | MPS ENTERPRISES INC | 22.87 | 0.068374750 | 1.56 |
| LEASE & FACILITY MAINTENANCE | L & E SERVICES LLC | 37.24 | 0.068374750 | 2.55 |
| LEASE & FACILITY MAINTENANCE | HR COMPRESSION & SERVICE | 1,092.50 | 0.068374750 | 74.70 |
| LEASE & FACILITY MAINTENANCE | HR COMPRESSION & SERVICE | 1,072.07 | 0.068374750 | 73.30 |
| LEASE & FACILITY MAINTENANCE | GUNS UP SERVICES | 126.20 | 0.068374750 | 8.63 |
| LEASE & FACILITY MAINTENANCE | INGRAM PROFESSIONAL SERV | 26.85 | 0.068374750 | 1.84 |
| LEASE & FACILITY MAINTENANCE | INGRAM PROFESSIONAL SERV | 118.69 | 0.068374750 | 8.11 |
| LEASE & FACILITY MAINTENANCE | TRINITY OILFIELD SERVICES & | 31.65 | 0.068374750 | 2.16 |
| LEASE & FACILITY MAINTENANCE | TRINITY OILFIELD SERVICES & | 38.24 | 0.068374750 | 2.61 |
| LEASE & FACILITY MAINTENANCE | TRINITY OILFIELD SERVICES & | 39.56 | 0.068374750 | 2.70 |
| LEASE & FACILITY MAINTENANCE | TRINITY OILFIELD SERVICES & | 39.56 | 0.068374750 | 2.70 |
| LEASE & FACILITY MAINTENANCE | TRINITY OILFIELD SERVICES & | 39.56 | 0.068374750 | 2.70 |
| LEASE & FACILITY MAINTENANCE | TRINITY OILFIELD SERVICES & | 41.82 | 0.068374750 | 2.86 |
| LEASE & FACILITY MAINTENANCE | TRINITY OILFIELD SERVICES & | 39.56 | 0.068374750 | 2.70 |
| LEASE & FACILITY MAINTENANCE | TRINITY OILFIELD SERVICES & | 40.89 | 0.068374750 | 2.80 |
| LEASE & FACILITY MAINTENANCE | TRINITY OILFIELD SERVICES & | 36.93 | 0.068374750 | 2.52 |
| LEASE & FACILITY MAINTENANCE | TRINITY OILFIELD SERVICES & | 34.29 | 0.068374750 | 2.35 |
| LEASE & FACILITY MAINTENANCE | TRINITY OILFIELD SERVICES & | 15.36 | 0.068374750 | 1.05 |
| LEASE & FACILITY MAINTENANCE | TRINITY OILFIELD SERVICES & | 17.14 | 0.068374750 | 1.17 |
| LEASE & FACILITY MAINTENANCE | H-M TRUCKING LLC | 320.99 | 0.068374750 | 21.95 |
| LEASE & FACILITY MAINTENANCE | H-M TRUCKING LLC | 320.99 | 0.068374750 | 21.95 |
| LEASE & FACILITY MAINTENANCE | JES ENERGY LLC | 33.91 | 0.068374750 | 2.32 |
| LEASE & FACILITY MAINTENANCE | JES ENERGY LLC | 39.56 | 0.068374750 | 2.70 |
| LEASE & FACILITY MAINTENANCE | SARGE TRUCKING SERVICES, I | 24.51 | 0.068374750 | 1.68 |
| LEASE & FACILITY MAINTENANCE | SARGE TRUCKING SERVICES, I | 11.54 | 0.068374750 | 0.79 |
| MISCELLANEOUS EQUIPMENT RENTAL | MEWBOURNE OIL COMPANY | 243.04 | 0.068374750 | 16.62 |
| OVERHEAD-FIXED RATE | MEWBOURNE OIL COMPANY | 864.00 | 0.068374750 | 59.08 |
| PRIME MOVER / PUMP MAINTENANCE | HR COMPRESSION & SERVICE | 31.41 | 0.068374750 | 2.15 |
| PUMPING | MEWBOURNE OIL COMPANY | 900.00 | 0.068374750 | 61.54 |
| PUMPING | MEWBOURNE OIL COMPANY | 225.00 | 0.068374750 | 15.38 |
| RENTAL SERVICES | KODIAK GAS SERVICES LLC | 6,012.51 | 0.068374750 | 411.10 |
| SALT WATER DISPOSAL | NGL WATER SOLUTIONS PERM | 3,629.86 | 0.068374750 | 248.19 |
| SITE RESTORATION & EXCAVATION | SUNDANCE SERVICES WEST IN | 2.58 | 0.068374750 | 0.18 |
| Total Lease Operating Expense Cost | | 23,645.09 | | 1,616.69 |

09-01-2021

220

MEWBOURNE OIL COMPANY

Page 6

SIANA OIL & GAS CO, LLC
TOM M RAGSDALE
P O BOX 2246
CONROE, TX 77305

INVOICE NO.: 202108-28495

INVOICE DATE: 8-31-2021

OWNER: 035904-1

BILLING FOR: August 2021

| REFERENCE/DESCRIPTION OF CHARGES | | GROSS CHARGES | WORKING INTEREST | NET CHARGE |
|--|-----------------------------|------------------|---------------------|---------------|
| 62391000-30 SUBTOTAL | | 23,645.09 | 1,616.69 | |
| PROPERTY 62391000 TOTAL | | 24,496.59 | 1,674.91 | |
| PROPERTY: 62392000 62392000-20 PRONGHORN 15 B3DM FED COM 1H | | | | |
| <u>Equipment Beyond Wellhead</u> | | | | |
| ELECTRICAL INSTALLATIONS | INGRAM PROFESSIONAL SERV | 560.59 | 0.068374750 | 38.33 |
| ELECTRICAL INSTALLATIONS | INGRAM PROFESSIONAL SERV | 100.75 | 0.068374750 | 6.89 |
| ELECTRICAL INSTALLATIONS | INGRAM PROFESSIONAL SERV | 190.13 | 0.068374750 | 13.00 |
| Total Equipment Beyond Wellhead Cost | | 851.47 | | 58.22 |
| 62392000-20 SUBTOTAL | | 851.47 | 58.22 | |
| PROPERTY: 62392000 62392000-30 PRONGHORN 15 B3DM FED COM 1H | | | | |
| <u>Lease Operating Expense</u> | | | | |
| CHEMICALS-WATER TREATING | JACAM CATALYST LLC | 448.38 | 0.068374750 | 30.66 |
| CHEMICALS-WATER TREATING | EPDI | 161.71 | 0.068374750 | 11.06 |
| CHEMICALS-WATER TREATING | EPDI | 33.17 | 0.068374750 | 2.27 |
| COMPANY SUPERVISION | MEWBOURNE OIL COMPANY | 1,300.00 | 0.068374750 | 88.89 |
| EMISSIONS CONTROL EQUIPMENT MAINTENANCE | KEYSTONE PUMP & SUPPLY LI | 559.20 | 0.068374750 | 38.24 |
| EMISSIONS CONTROL EQUIPMENT MAINTENANCE | G&A FABRICATION LLC | 260.42 | 0.068374750 | 17.80 |
| EMISSIONS CONTROL EQUIPMENT MAINTENANCE | G&A FABRICATION LLC | 152.36 | 0.068374750 | 10.42 |
| EMISSIONS CONTROL EQUIPMENT MAINTENANCE | TRINITY OILFIELD SERVICES & | 237.38 | 0.068374750 | 16.23 |
| FUEL/ POWER / ELECTRICAL | XCEL ENERGY | 3,178.20 | 0.068374750 | 217.30 |
| LEASE & FACILITY | MEWBOURNE OIL COMPANY | 412.50 | 0.068374750 | 28.21 |
| LEASE & FACILITY | MEWBOURNE OIL COMPANY | 412.50 | 0.068374750 | 28.21 |
| LEASE & FACILITY | MEWBOURNE OIL COMPANY | 206.25 | 0.068374750 | 14.10 |
| LEASE & FACILITY | MEWBOURNE OIL COMPANY | 206.25 | 0.068374750 | 14.10 |
| LEASE & FACILITY | MEWBOURNE OIL COMPANY | 272.25 | 0.068374750 | 18.61 |
| LEASE & FACILITY | MEWBOURNE OIL COMPANY | 412.50 | 0.068374750 | 28.21 |
| LEASE & FACILITY MAINTENANCE | MPS ENTERPRISES INC | 5.73 | 0.068374750 | 0.39 |
| LEASE & FACILITY MAINTENANCE | MPS ENTERPRISES INC | 127.25 | 0.068374750 | 8.70 |
| LEASE & FACILITY MAINTENANCE | MPS ENTERPRISES INC | 21.44 | 0.068374750 | 1.47 |
| LEASE & FACILITY MAINTENANCE | L & E SERVICES LLC | 34.92 | 0.068374750 | 2.39 |
| LEASE & FACILITY MAINTENANCE | HR COMPRESSION & SERVICE | 1,092.50 | 0.068374750 | 74.70 |
| LEASE & FACILITY MAINTENANCE | HR COMPRESSION & SERVICE | 1,072.09 | 0.068374750 | 73.31 |
| LEASE & FACILITY MAINTENANCE | GUNS UP SERVICES | 118.31 | 0.068374750 | 8.09 |
| LEASE & FACILITY MAINTENANCE | INGRAM PROFESSIONAL SERV | 25.16 | 0.068374750 | 1.72 |
| LEASE & FACILITY MAINTENANCE | INGRAM PROFESSIONAL SERV | 118.69 | 0.068374750 | 8.11 |
| LEASE & FACILITY MAINTENANCE | TRINITY OILFIELD SERVICES & | 31.65 | 0.068374750 | 2.16 |
| LEASE & FACILITY MAINTENANCE | TRINITY OILFIELD SERVICES & | 38.24 | 0.068374750 | 2.61 |
| LEASE & FACILITY MAINTENANCE | TRINITY OILFIELD SERVICES & | 39.56 | 0.068374750 | 2.71 |
| LEASE & FACILITY MAINTENANCE | TRINITY OILFIELD SERVICES & | 39.56 | 0.068374750 | 2.71 |
| LEASE & FACILITY MAINTENANCE | TRINITY OILFIELD SERVICES & | 39.56 | 0.068374750 | 2.71 |
| LEASE & FACILITY MAINTENANCE | TRINITY OILFIELD SERVICES & | 41.82 | 0.068374750 | 2.86 |

09-01-2021

221

MEWBOURNE OIL COMPANY

Page 7

SIANA OIL & GAS CO, LLC
TOM M RAGSDALE
P O BOX 2246
CONROE, TX 77305

INVOICE NO.: 202108-28495

INVOICE DATE: 8-31-2021

OWNER: 035904-1

BILLING FOR: August 2021

| REFERENCE/DESCRIPTION OF CHARGES | | GROSS CHARGES | WORKING INTEREST | NET CHARGE |
|------------------------------------|-----------------------------|---------------|------------------|------------|
| LEASE & FACILITY MAINTENANCE | TRINITY OILFIELD SERVICES & | 39.56 | 0.068374750 | 2.71 |
| LEASE & FACILITY MAINTENANCE | TRINITY OILFIELD SERVICES & | 40.88 | 0.068374750 | 2.80 |
| LEASE & FACILITY MAINTENANCE | TRINITY OILFIELD SERVICES & | 36.92 | 0.068374750 | 2.53 |
| LEASE & FACILITY MAINTENANCE | TRINITY OILFIELD SERVICES & | 34.29 | 0.068374750 | 2.35 |
| LEASE & FACILITY MAINTENANCE | TRINITY OILFIELD SERVICES & | 14.40 | 0.068374750 | 0.99 |
| LEASE & FACILITY MAINTENANCE | TRINITY OILFIELD SERVICES & | 17.14 | 0.068374750 | 1.17 |
| LEASE & FACILITY MAINTENANCE | H-M TRUCKING LLC | 320.99 | 0.068374750 | 21.95 |
| LEASE & FACILITY MAINTENANCE | H-M TRUCKING LLC | 320.99 | 0.068374750 | 21.95 |
| LEASE & FACILITY MAINTENANCE | JES ENERGY LLC | 33.91 | 0.068374750 | 2.32 |
| LEASE & FACILITY MAINTENANCE | JES ENERGY LLC | 39.56 | 0.068374750 | 2.71 |
| LEASE & FACILITY MAINTENANCE | SARGE TRUCKING SERVICES, I | 24.51 | 0.068374750 | 1.68 |
| LEASE & FACILITY MAINTENANCE | SARGE TRUCKING SERVICES, I | 11.53 | 0.068374750 | 0.79 |
| MISCELLANEOUS EQUIPMENT RENTAL | MEWBOURNE OIL COMPANY | 243.04 | 0.068374750 | 16.62 |
| OVERHEAD-FIXED RATE | MEWBOURNE OIL COMPANY | 864.03 | 0.068374750 | 59.08 |
| PRIME MOVER / PUMP MAINTENANCE | HR COMPRESSION & SERVICE | 31.41 | 0.068374750 | 2.15 |
| PUMPING | MEWBOURNE OIL COMPANY | 900.00 | 0.068374750 | 61.54 |
| PUMPING | MEWBOURNE OIL COMPANY | 225.00 | 0.068374750 | 15.38 |
| RENTAL SERVICES | TOTAL OPERATIONS & PRODU | 5,086.00 | 0.068374750 | 347.75 |
| SALT WATER DISPOSAL | NGL WATER SOLUTIONS PERM | 2,419.91 | 0.068374750 | 165.46 |
| SITE RESTORATION & EXCAVATION | SUNDANCE SERVICES WEST I | 2.41 | 0.068374750 | 0.16 |
| Total Lease Operating Expense Cost | | 21,806.03 | | 1,491.04 |

62392000-30 SUBTOTAL

21,806.03

1,491.04

PROPERTY 62392000 TOTAL

22,657.50

1,549.26

PROPERTY: 62774000 62774000-20 IBEX 10 B3MD FED COM 1H

Equipment Beyond Wellhead

| | | | | |
|--------------------------------------|--------------------------|----------|-------------|-------|
| ELECTRICAL INSTALLATIONS | INGRAM PROFESSIONAL SERV | 1,032.67 | 0.052753640 | 54.48 |
| ELECTRICAL INSTALLATIONS | INGRAM PROFESSIONAL SERV | 185.59 | 0.052753640 | 9.79 |
| ELECTRICAL INSTALLATIONS | INGRAM PROFESSIONAL SERV | 350.24 | 0.052753640 | 18.48 |
| Total Equipment Beyond Wellhead Cost | | 1,568.50 | | 82.75 |

62774000-20 SUBTOTAL

1,568.50

82.75

PROPERTY: 62774000 62774000-30 IBEX 10 B3MD FED COM 1H

Lease Operating Expense

| | | | | |
|---|---------------------------|----------|-------------|-------|
| AUTOMATION MAINTENANCE | AMERICAN MILLENNIUM COR | 27.08 | 0.052753640 | 1.43 |
| AUTOMATION MAINTENANCE | TANKLOGIX LLC | 69.96 | 0.052753640 | 3.69 |
| CHEMICALS-WATER TREATING | JACAM CATALYST LLC | 448.38 | 0.052753640 | 23.65 |
| CHEMICALS-WATER TREATING | EPDI | 568.57 | 0.052753640 | 29.99 |
| CHEMICALS-WATER TREATING | EPDI | 116.63 | 0.052753640 | 6.15 |
| COMPANY SUPERVISION | MEWBOURNE OIL COMPANY | 1,300.00 | 0.052753640 | 68.58 |
| EMISSIONS CONTROL EQUIPMENT MAINTENANCE | KEYSTONE PUMP & SUPPLY LI | 309.88 | 0.052753640 | 16.35 |
| EMISSIONS CONTROL EQUIPMENT MAINTENANCE | K&S OILFIELD SUPPLIES LLC | 195.30 | 0.052753640 | 10.30 |

09-01-2021

222

MEWBOURNE OIL COMPANY

Page 8

SIANA OIL & GAS CO, LLC
TOM M RAGSDALE
P O BOX 2246
CONROE, TX 77305

INVOICE NO.: 202108-28495

INVOICE DATE: 8-31-2021

OWNER: 035904-1

BILLING FOR: August 2021

| REFERENCE/DESCRIPTION OF CHARGES | | GROSS CHARGES | WORKING INTEREST | NET CHARGE |
|---|-----------------------------|------------------|---------------------|---------------|
| EMISSIONS CONTROL EQUIPMENT MAINTENANCE | G&A FABRICATION LLC | 152.36 | 0.052753640 | 8.04 |
| EMISSIONS CONTROL EQUIPMENT MAINTENANCE | TRINITY OILFIELD SERVICES & | 237.37 | 0.052753640 | 12.52 |
| FUEL/ POWER / ELECTRICAL | XCEL ENERGY | 1,050.75 | 0.052753640 | 55.43 |
| LEASE & FACILITY | MEWBOURNE OIL COMPANY | 412.50 | 0.052753640 | 21.76 |
| LEASE & FACILITY | MEWBOURNE OIL COMPANY | 206.25 | 0.052753640 | 10.88 |
| LEASE & FACILITY | MEWBOURNE OIL COMPANY | 272.25 | 0.052753640 | 14.36 |
| LEASE & FACILITY MAINTENANCE | GARNER PUMP & SUPPLY INC | 449.82 | 0.052753640 | 23.74 |
| LEASE & FACILITY MAINTENANCE | MPS ENTERPRISES INC | 11.08 | 0.052753640 | 0.58 |
| LEASE & FACILITY MAINTENANCE | MPS ENTERPRISES INC | 246.01 | 0.052753640 | 12.98 |
| LEASE & FACILITY MAINTENANCE | MPS ENTERPRISES INC | 41.45 | 0.052753640 | 2.19 |
| LEASE & FACILITY MAINTENANCE | L & E SERVICES LLC | 67.49 | 0.052753640 | 3.56 |
| LEASE & FACILITY MAINTENANCE | GUNS UP SERVICES | 228.73 | 0.052753640 | 12.07 |
| LEASE & FACILITY MAINTENANCE | INGRAM PROFESSIONAL SERV | 48.65 | 0.052753640 | 2.57 |
| LEASE & FACILITY MAINTENANCE | INGRAM PROFESSIONAL SERV | 464.21 | 0.052753640 | 24.49 |
| LEASE & FACILITY MAINTENANCE | TRINITY OILFIELD SERVICES & | 31.65 | 0.052753640 | 1.67 |
| LEASE & FACILITY MAINTENANCE | TRINITY OILFIELD SERVICES & | 38.25 | 0.052753640 | 2.02 |
| LEASE & FACILITY MAINTENANCE | TRINITY OILFIELD SERVICES & | 39.56 | 0.052753640 | 2.09 |
| LEASE & FACILITY MAINTENANCE | TRINITY OILFIELD SERVICES & | 39.56 | 0.052753640 | 2.09 |
| LEASE & FACILITY MAINTENANCE | TRINITY OILFIELD SERVICES & | 39.56 | 0.052753640 | 2.09 |
| LEASE & FACILITY MAINTENANCE | TRINITY OILFIELD SERVICES & | 41.82 | 0.052753640 | 2.20 |
| LEASE & FACILITY MAINTENANCE | TRINITY OILFIELD SERVICES & | 39.56 | 0.052753640 | 2.09 |
| LEASE & FACILITY MAINTENANCE | TRINITY OILFIELD SERVICES & | 40.89 | 0.052753640 | 2.15 |
| LEASE & FACILITY MAINTENANCE | TRINITY OILFIELD SERVICES & | 36.93 | 0.052753640 | 1.95 |
| LEASE & FACILITY MAINTENANCE | TRINITY OILFIELD SERVICES & | 34.29 | 0.052753640 | 1.81 |
| LEASE & FACILITY MAINTENANCE | TRINITY OILFIELD SERVICES & | 27.84 | 0.052753640 | 1.47 |
| LEASE & FACILITY MAINTENANCE | TRINITY OILFIELD SERVICES & | 17.15 | 0.052753640 | 0.90 |
| LEASE & FACILITY MAINTENANCE | H-M TRUCKING LLC | 275.13 | 0.052753640 | 14.51 |
| LEASE & FACILITY MAINTENANCE | JES ENERGY LLC | 33.91 | 0.052753640 | 1.79 |
| LEASE & FACILITY MAINTENANCE | JES ENERGY LLC | 39.56 | 0.052753640 | 2.09 |
| LEASE & FACILITY MAINTENANCE | SARGE TRUCKING SERVICES, : | 24.51 | 0.052753640 | 1.29 |
| LEASE & FACILITY MAINTENANCE | SARGE TRUCKING SERVICES, : | 11.54 | 0.052753640 | 0.60 |
| MISCELLANEOUS EQUIPMENT RENTAL | MEWBOURNE OIL COMPANY | 243.04 | 0.052753640 | 12.82 |
| OVERHEAD-FIXED RATE | MEWBOURNE OIL COMPANY | 889.09 | 0.052753640 | 46.90 |
| PRIME MOVER / PUMP MAINTENANCE | HR COMPRESSION & SERVICE: | 1,686.59 | 0.052753640 | 88.97 |
| PRIME MOVER / PUMP MAINTENANCE | HR COMPRESSION & SERVICE: | 57.86 | 0.052753640 | 3.05 |
| PRIME MOVER / PUMP MAINTENANCE | HR COMPRESSION & SERVICE: | 822.98 | 0.052753640 | 43.42 |
| PRIME MOVER / PUMP MAINTENANCE | WILDCAT PUMP & ENGINE REI | 630.73 | 0.052753640 | 33.27 |
| PUMPING | MEWBOURNE OIL COMPANY | 900.00 | 0.052753640 | 47.48 |
| PUMPING | MEWBOURNE OIL COMPANY | 450.00 | 0.052753640 | 23.74 |
| RENTAL SERVICES | SERVICE COMPRESSION LLC | 253.23 | 0.052753640 | 13.36 |
| RENTAL SERVICES | SERVICE COMPRESSION LLC | 253.23 | 0.052753640 | 13.36 |
| RENTAL SERVICES | SERVICE COMPRESSION LLC | 4,503.23 | 0.052753640 | 237.56 |

09-01-2021

223

MEWBOURNE OIL COMPANY

Page 9

SIANA OIL & GAS CO, LLC
TOM M RAGSDALE
P O BOX 2246
CONROE, TX 77305

INVOICE NO.: 202108-28495

INVOICE DATE: 8-31-2021

OWNER: 035904-1

BILLING FOR: August 2021

| REFERENCE/DESCRIPTION OF CHARGES | | GROSS CHARGES | WORKING INTEREST | NET CHARGE |
|---|-----------------------------|------------------|------------------|------------|
| SALT WATER DISPOSAL | NGL WATER SOLUTIONS PERM | 4,570.94 | 0.052753640 | 241.13 |
| SITE RESTORATION & EXCAVATION | TRINITY OILFIELD SERVICES & | 334.96 | 0.052753640 | 17.67 |
| SITE RESTORATION & EXCAVATION | SUNDANCE SERVICES WEST IN | 4.67 | 0.052753640 | 0.25 |
| Total Lease Operating Expense Cost | | 23,336.98 | | 1,231.10 |
| 62774000-30 SUBTOTAL | | 23,336.98 | 1,231.10 | |
| PROPERTY 62774000 TOTAL | | 24,905.48 | 1,313.85 | |
| PROPERTY: 62775000 62775000-20 IBEX 10 B3NC FED COM 1H | | | | |
| <u>Equipment Beyond Wellhead</u> | | | | |
| ELECTRICAL INSTALLATIONS | INGRAM PROFESSIONAL SERV | 944.17 | 0.052753640 | 49.81 |
| ELECTRICAL INSTALLATIONS | INGRAM PROFESSIONAL SERV | 169.67 | 0.052753640 | 8.95 |
| ELECTRICAL INSTALLATIONS | INGRAM PROFESSIONAL SERV | 320.21 | 0.052753640 | 16.89 |
| Total Equipment Beyond Wellhead Cost | | 1,434.05 | | 75.65 |
| 62775000-20 SUBTOTAL | | 1,434.05 | 75.65 | |
| PROPERTY: 62775000 62775000-30 IBEX 10 B3NC FED COM 1H | | | | |
| <u>Lease Operating Expense</u> | | | | |
| AUTOMATION MAINTENANCE | AMERICAN MILLENNIUM COR | 27.08 | 0.052753640 | 1.43 |
| AUTOMATION MAINTENANCE | TANKLOGIX LLC | 69.98 | 0.052753640 | 3.69 |
| CHEMICALS-WATER TREATING | JACAM CATALYST LLC | 448.38 | 0.052753640 | 23.65 |
| CHEMICALS-WATER TREATING | JACAM CATALYST LLC | 448.38 | 0.052753640 | 23.65 |
| CHEMICALS-WATER TREATING | EPDI | 386.00 | 0.052753640 | 20.36 |
| CHEMICALS-WATER TREATING | EPDI | 79.18 | 0.052753640 | 4.18 |
| COMPANY SUPERVISION | MEWBOURNE OIL COMPANY | 1,300.00 | 0.052753640 | 68.58 |
| EMISSIONS CONTROL EQUIPMENT MAINTENANCE | KEYSTONE PUMP & SUPPLY LI | 309.88 | 0.052753640 | 16.35 |
| EMISSIONS CONTROL EQUIPMENT MAINTENANCE | K&S OILFIELD SUPPLIES LLC | 195.30 | 0.052753640 | 10.30 |
| EMISSIONS CONTROL EQUIPMENT MAINTENANCE | G&A FABRICATION LLC | 152.36 | 0.052753640 | 8.04 |
| EMISSIONS CONTROL EQUIPMENT MAINTENANCE | TRINITY OILFIELD SERVICES & | 237.38 | 0.052753640 | 12.52 |
| FUEL/ POWER / ELECTRICAL | XCEL ENERGY | 928.71 | 0.052753640 | 48.99 |
| LEASE & FACILITY | MEWBOURNE OIL COMPANY | 412.50 | 0.052753640 | 21.76 |
| LEASE & FACILITY | MEWBOURNE OIL COMPANY | 206.25 | 0.052753640 | 10.88 |
| LEASE & FACILITY | MEWBOURNE OIL COMPANY | 272.25 | 0.052753640 | 14.36 |
| LEASE & FACILITY MAINTENANCE | GARNER PUMP & SUPPLY INC | 449.83 | 0.052753640 | 23.74 |
| LEASE & FACILITY MAINTENANCE | MPS ENTERPRISES INC | 6.11 | 0.052753640 | 0.32 |
| LEASE & FACILITY MAINTENANCE | MPS ENTERPRISES INC | 135.73 | 0.052753640 | 7.16 |
| LEASE & FACILITY MAINTENANCE | MPS ENTERPRISES INC | 22.87 | 0.052753640 | 1.20 |
| LEASE & FACILITY MAINTENANCE | L & E SERVICES LLC | 37.24 | 0.052753640 | 1.96 |
| LEASE & FACILITY MAINTENANCE | GUNS UP SERVICES | 126.19 | 0.052753640 | 6.66 |
| LEASE & FACILITY MAINTENANCE | INGRAM PROFESSIONAL SERV | 26.85 | 0.052753640 | 1.42 |
| LEASE & FACILITY MAINTENANCE | INGRAM PROFESSIONAL SERV | 464.25 | 0.052753640 | 24.49 |
| LEASE & FACILITY MAINTENANCE | TRINITY OILFIELD SERVICES & | 31.65 | 0.052753640 | 1.67 |
| LEASE & FACILITY MAINTENANCE | TRINITY OILFIELD SERVICES & | 38.25 | 0.052753640 | 2.02 |

09-01-2021

224

MEWBOURNE OIL COMPANY

Page 10

SIANA OIL & GAS CO, LLC
TOM M RAGSDALE
P O BOX 2246
CONROE, TX 77305

INVOICE NO.: 202108-28495

INVOICE DATE: 8-31-2021

OWNER: 035904-1

BILLING FOR: August 2021

| REFERENCE/DESCRIPTION OF CHARGES | | GROSS CHARGES | WORKING INTEREST | NET CHARGE |
|---|-----------------------------|------------------|------------------|------------|
| LEASE & FACILITY MAINTENANCE | TRINITY OILFIELD SERVICES & | 39.56 | 0.052753640 | 2.09 |
| LEASE & FACILITY MAINTENANCE | TRINITY OILFIELD SERVICES & | 39.56 | 0.052753640 | 2.09 |
| LEASE & FACILITY MAINTENANCE | TRINITY OILFIELD SERVICES & | 39.56 | 0.052753640 | 2.09 |
| LEASE & FACILITY MAINTENANCE | TRINITY OILFIELD SERVICES & | 41.82 | 0.052753640 | 2.21 |
| LEASE & FACILITY MAINTENANCE | TRINITY OILFIELD SERVICES & | 39.56 | 0.052753640 | 2.09 |
| LEASE & FACILITY MAINTENANCE | TRINITY OILFIELD SERVICES & | 40.89 | 0.052753640 | 2.16 |
| LEASE & FACILITY MAINTENANCE | TRINITY OILFIELD SERVICES & | 36.93 | 0.052753640 | 1.95 |
| LEASE & FACILITY MAINTENANCE | TRINITY OILFIELD SERVICES & | 34.29 | 0.052753640 | 1.81 |
| LEASE & FACILITY MAINTENANCE | TRINITY OILFIELD SERVICES & | 15.36 | 0.052753640 | 0.81 |
| LEASE & FACILITY MAINTENANCE | TRINITY OILFIELD SERVICES & | 17.15 | 0.052753640 | 0.91 |
| LEASE & FACILITY MAINTENANCE | H-M TRUCKING LLC | 275.14 | 0.052753640 | 14.51 |
| LEASE & FACILITY MAINTENANCE | JES ENERGY LLC | 33.91 | 0.052753640 | 1.79 |
| LEASE & FACILITY MAINTENANCE | JES ENERGY LLC | 39.56 | 0.052753640 | 2.09 |
| LEASE & FACILITY MAINTENANCE | SARGE TRUCKING SERVICES, I | 24.51 | 0.052753640 | 1.29 |
| LEASE & FACILITY MAINTENANCE | SARGE TRUCKING SERVICES, I | 11.54 | 0.052753640 | 0.60 |
| MISCELLANEOUS EQUIPMENT RENTAL | MEWBOURNE OIL COMPANY | 243.04 | 0.052753640 | 12.82 |
| OVERHEAD-FIXED RATE | MEWBOURNE OIL COMPANY | 889.09 | 0.052753640 | 46.90 |
| PRIME MOVER / PUMP MAINTENANCE | HR COMPRESSION & SERVICE | 1,033.73 | 0.052753640 | 54.53 |
| PRIME MOVER / PUMP MAINTENANCE | HR COMPRESSION & SERVICE | 52.90 | 0.052753640 | 2.79 |
| PRIME MOVER / PUMP MAINTENANCE | HR COMPRESSION & SERVICE | 504.41 | 0.052753640 | 26.61 |
| PRIME MOVER / PUMP MAINTENANCE | WILDCAT PUMP & ENGINE REI | 386.55 | 0.052753640 | 20.39 |
| PUMPING | MEWBOURNE OIL COMPANY | 900.00 | 0.052753640 | 47.48 |
| PUMPING | MEWBOURNE OIL COMPANY | 450.00 | 0.052753640 | 23.74 |
| SALT WATER DISPOSAL | NGL WATER SOLUTIONS PERM | 4,033.18 | 0.052753640 | 212.77 |
| SITE RESTORATION & EXCAVATION | TRINITY OILFIELD SERVICES & | 334.97 | 0.052753640 | 17.67 |
| SITE RESTORATION & EXCAVATION | SUNDANCE SERVICES WEST IN | 2.58 | 0.052753640 | 0.14 |
| Total Lease Operating Expense Cost | | 16,372.39 | | 863.71 |
| 62775000-30 SUBTOTAL | | 16,372.39 | 863.71 | |
| PROPERTY 62775000 TOTAL | | 17,806.44 | 939.36 | |
| PROPERTY: 62776000 62776000-20 IBEX 10 B3OB FED COM 1H | | | | |
| <u>Equipment Beyond Wellhead</u> | | | | |
| ELECTRICAL INSTALLATIONS | INGRAM PROFESSIONAL SERV | 2,153.84 | 0.032250710 | 69.46 |
| ELECTRICAL INSTALLATIONS | INGRAM PROFESSIONAL SERV | 387.06 | 0.032250710 | 12.48 |
| ELECTRICAL INSTALLATIONS | INGRAM PROFESSIONAL SERV | 730.48 | 0.032250710 | 23.56 |
| Total Equipment Beyond Wellhead Cost | | 3,271.38 | | 105.50 |
| 62776000-20 SUBTOTAL | | 3,271.38 | 105.50 | |
| PROPERTY: 62776000 62776000-30 IBEX 10 B3OB FED COM 1H | | | | |
| <u>Lease Operating Expense</u> | | | | |
| AUTOMATION MAINTENANCE | AMERICAN MILLENNIUM COR | 29.26 | 0.032250710 | 0.94 |
| CHEMICALS-WATER TREATING | JACAM CATALYST LLC | 448.38 | 0.032250710 | 14.46 |

09-01-2021

225

MEWBOURNE OIL COMPANY

Page 11

SIANA OIL & GAS CO, LLC
TOM M RAGSDALE
P O BOX 2246
CONROE, TX 77305

INVOICE NO.: 202108-28495

INVOICE DATE: 8-31-2021

OWNER: 035904-1

BILLING FOR: August 2021

| REFERENCE/DESCRIPTION OF CHARGES | | GROSS CHARGES | WORKING INTEREST | NET CHARGE |
|---|-----------------------------|------------------|---------------------|---------------|
| CHEMICALS-WATER TREATING | EPDI | 469.46 | 0.032250710 | 15.14 |
| CHEMICALS-WATER TREATING | EPDI | 96.30 | 0.032250710 | 3.11 |
| EMISSIONS CONTROL EQUIPMENT MAINTENANCE | G&A FABRICATION LLC | 304.71 | 0.032250710 | 9.83 |
| FUEL/ POWER / ELECTRICAL | XCEL ENERGY | 654.91 | 0.032250710 | 21.12 |
| LEASE & FACILITY | MEWBOURNE OIL COMPANY | 412.50 | 0.032250710 | 13.30 |
| LEASE & FACILITY | MEWBOURNE OIL COMPANY | 412.50 | 0.032250710 | 13.30 |
| LEASE & FACILITY | MEWBOURNE OIL COMPANY | 561.00 | 0.032250710 | 18.09 |
| LEASE & FACILITY MAINTENANCE | GARNER PUMP & SUPPLY INC | 157.22 | 0.032250710 | 5.07 |
| LEASE & FACILITY MAINTENANCE | MPS ENTERPRISES INC | 22.53 | 0.032250710 | 0.73 |
| LEASE & FACILITY MAINTENANCE | MPS ENTERPRISES INC | 500.50 | 0.032250710 | 16.14 |
| LEASE & FACILITY MAINTENANCE | MPS ENTERPRISES INC | 84.34 | 0.032250710 | 2.72 |
| LEASE & FACILITY MAINTENANCE | L & E SERVICES LLC | 137.32 | 0.032250710 | 4.43 |
| LEASE & FACILITY MAINTENANCE | GUNS UP SERVICES | 465.36 | 0.032250710 | 15.01 |
| LEASE & FACILITY MAINTENANCE | INGRAM PROFESSIONAL SERV | 98.97 | 0.032250710 | 3.19 |
| LEASE & FACILITY MAINTENANCE | INGRAM PROFESSIONAL SERV | 767.22 | 0.032250710 | 24.74 |
| LEASE & FACILITY MAINTENANCE | TRINITY OILFIELD SERVICES & | 129.24 | 0.032250710 | 4.17 |
| LEASE & FACILITY MAINTENANCE | TRINITY OILFIELD SERVICES & | 31.65 | 0.032250710 | 1.02 |
| LEASE & FACILITY MAINTENANCE | TRINITY OILFIELD SERVICES & | 38.24 | 0.032250710 | 1.23 |
| LEASE & FACILITY MAINTENANCE | TRINITY OILFIELD SERVICES & | 39.56 | 0.032250710 | 1.28 |
| LEASE & FACILITY MAINTENANCE | TRINITY OILFIELD SERVICES & | 39.56 | 0.032250710 | 1.28 |
| LEASE & FACILITY MAINTENANCE | TRINITY OILFIELD SERVICES & | 39.56 | 0.032250710 | 1.28 |
| LEASE & FACILITY MAINTENANCE | TRINITY OILFIELD SERVICES & | 41.82 | 0.032250710 | 1.35 |
| LEASE & FACILITY MAINTENANCE | TRINITY OILFIELD SERVICES & | 39.56 | 0.032250710 | 1.28 |
| LEASE & FACILITY MAINTENANCE | TRINITY OILFIELD SERVICES & | 40.87 | 0.032250710 | 1.32 |
| LEASE & FACILITY MAINTENANCE | TRINITY OILFIELD SERVICES & | 36.92 | 0.032250710 | 1.19 |
| LEASE & FACILITY MAINTENANCE | TRINITY OILFIELD SERVICES & | 34.29 | 0.032250710 | 1.11 |
| LEASE & FACILITY MAINTENANCE | TRINITY OILFIELD SERVICES & | 56.64 | 0.032250710 | 1.83 |
| LEASE & FACILITY MAINTENANCE | TRINITY OILFIELD SERVICES & | 17.14 | 0.032250710 | 0.55 |
| LEASE & FACILITY MAINTENANCE | JES ENERGY LLC | 33.91 | 0.032250710 | 1.09 |
| LEASE & FACILITY MAINTENANCE | JES ENERGY LLC | 39.56 | 0.032250710 | 1.28 |
| LEASE & FACILITY MAINTENANCE | TNT SPECIALTIES DBA TNT OI | 36.42 | 0.032250710 | 1.17 |
| LEASE & FACILITY MAINTENANCE | SARGE TRUCKING SERVICES, I | 24.51 | 0.032250710 | 0.79 |
| LEASE & FACILITY MAINTENANCE | SARGE TRUCKING SERVICES, I | 11.53 | 0.032250710 | 0.37 |
| MISCELLANEOUS EQUIPMENT RENTAL | MEWBOURNE OIL COMPANY | 243.04 | 0.032250710 | 7.84 |
| OVERHEAD-FIXED RATE | MEWBOURNE OIL COMPANY | 889.09 | 0.032250710 | 28.67 |
| PRIME MOVER / PUMP MAINTENANCE | HR COMPRESSION & SERVICE | 1,395.65 | 0.032250710 | 45.01 |
| PRIME MOVER / PUMP MAINTENANCE | HR COMPRESSION & SERVICE | 49.59 | 0.032250710 | 1.60 |
| PUMPING | MEWBOURNE OIL COMPANY | 900.00 | 0.032250710 | 29.03 |
| PUMPING | MEWBOURNE OIL COMPANY | 450.00 | 0.032250710 | 14.51 |
| RENTAL SERVICES | NATURAL GAS SERVICES GRO | 2,519.85 | 0.032250710 | 81.27 |
| RENTAL SERVICES | NATURAL GAS SERVICES GRO | 4,199.74 | 0.032250710 | 135.44 |
| RENTAL SERVICES | NATURAL GAS SERVICES GRO | 4,199.74 | 0.032250710 | 135.44 |

09-01-2021

226

MEWBOURNE OIL COMPANY

Page 12

SIANA OIL & GAS CO, LLC
TOM M RAGSDALE
P O BOX 2246
CONROE, TX 77305

INVOICE NO.: 202108-28495

INVOICE DATE: 8-31-2021

OWNER: 035904-1

BILLING FOR: August 2021

| REFERENCE/DESCRIPTION OF CHARGES | | GROSS CHARGES | WORKING INTEREST | NET CHARGE |
|--|-----------------------------|------------------|------------------|------------|
| SALT WATER DISPOSAL | TRINITY OILFIELD SERVICES & | 117.42 | 0.032250710 | 3.79 |
| SALT WATER DISPOSAL | TRINITY OILFIELD SERVICES & | 117.42 | 0.032250710 | 3.79 |
| SALT WATER DISPOSAL | NGL WATER SOLUTIONS PERM | 3,629.86 | 0.032250710 | 117.07 |
| SITE RESTORATION & EXCAVATION | SUNDANCE SERVICES WEST IN | 9.50 | 0.032250710 | 0.31 |
| Total Lease Operating Expense Cost | | 25,074.36 | | 808.68 |
| 62776000-30 SUBTOTAL | | 25,074.36 | 808.68 | |
| PROPERTY 62776000 TOTAL | | 28,345.74 | 914.18 | |
| PROPERTY: 62906000 62906000-20 GAZELLE 22 B2MD FED COM 2H | | | | |
| <u>Equipment Beyond Wellhead</u> | | | | |
| ELECTRICAL INSTALLATIONS | INGRAM PROFESSIONAL SERV | 1,268.72 | 0.196991940 | 249.93 |
| ELECTRICAL INSTALLATIONS | INGRAM PROFESSIONAL SERV | 228.01 | 0.196991940 | 44.91 |
| ELECTRICAL INSTALLATIONS | INGRAM PROFESSIONAL SERV | 430.29 | 0.196991940 | 84.77 |
| Total Equipment Beyond Wellhead Cost | | 1,927.02 | | 379.61 |
| 62906000-20 SUBTOTAL | | 1,927.02 | 379.61 | |
| PROPERTY: 62906000 62906000-30 GAZELLE 22 B2MD FED COM 2H | | | | |
| <u>Lease Operating Expense</u> | | | | |
| AUTOMATION MAINTENANCE | AMERICAN MILLENNIUM COR | 15.54 | 0.196991940 | 3.06 |
| CHEMICALS-PARAFFIN CONTROL | CRAIN HOT OIL SERVICE LLC | 686.40 | 0.196991940 | 135.21 |
| CHEMICALS-WATER TREATING | JACAM CATALYST LLC | 448.38 | 0.196991940 | 88.33 |
| CHEMICALS-WATER TREATING | JACAM CATALYST LLC | 448.38 | 0.196991940 | 88.33 |
| CHEMICALS-WATER TREATING | EPDI | 137.15 | 0.196991940 | 27.01 |
| CHEMICALS-WATER TREATING | EPDI | 23.65 | 0.196991940 | 4.66 |
| COMPANY SUPERVISION | MEWBOURNE OIL COMPANY | 975.00 | 0.196991940 | 192.07 |
| COMPANY SUPERVISION | MEWBOURNE OIL COMPANY | 2,600.00 | 0.196991940 | 512.18 |
| COMPANY SUPERVISION | MEWBOURNE OIL COMPANY | 650.00 | 0.196991940 | 128.04 |
| EMISSIONS CONTROL EQUIPMENT MAINTENANCE | GARNER PUMP & SUPPLY INC | 219.35 | 0.196991940 | 43.21 |
| EMISSIONS CONTROL EQUIPMENT MAINTENANCE | G&A FABRICATION LLC | 86.15 | 0.196991940 | 16.97 |
| EMISSIONS CONTROL EQUIPMENT MAINTENANCE | G&A FABRICATION LLC | 76.17 | 0.196991940 | 15.01 |
| EMISSIONS CONTROL EQUIPMENT MAINTENANCE | G&A FABRICATION LLC | 106.39 | 0.196991940 | 20.95 |
| EMISSIONS CONTROL EQUIPMENT MAINTENANCE | G&A FABRICATION LLC | 76.17 | 0.196991940 | 15.01 |
| EMISSIONS CONTROL EQUIPMENT MAINTENANCE | G&A FABRICATION LLC | 88.78 | 0.196991940 | 17.49 |
| ENVIRONMENTAL & REGULATORY COMPLIANCE | ECOTEST ENERGY SERVICES I | 1,801.29 | 0.196991940 | 354.84 |
| FUEL/ POWER / ELECTRICAL | XCEL ENERGY | 996.35 | 0.196991940 | 196.27 |
| LEASE & FACILITY | MEWBOURNE OIL COMPANY | 412.50 | 0.196991940 | 81.25 |
| LEASE & FACILITY | MEWBOURNE OIL COMPANY | 412.50 | 0.196991940 | 81.25 |
| LEASE & FACILITY | MEWBOURNE OIL COMPANY | 272.25 | 0.196991940 | 53.63 |
| LEASE & FACILITY | MEWBOURNE OIL COMPANY | 206.25 | 0.196991940 | 40.64 |
| LEASE & FACILITY | MEWBOURNE OIL COMPANY | 206.25 | 0.196991940 | 40.64 |
| LEASE & FACILITY MAINTENANCE | GARNER PUMP & SUPPLY INC | 106.31 | 0.196991940 | 20.93 |
| LEASE & FACILITY MAINTENANCE | GARNER PUMP & SUPPLY INC | 242.30 | 0.196991940 | 47.74 |

09-01-2021

227

MEWBOURNE OIL COMPANY

Page 13

SIANA OIL & GAS CO, LLC
TOM M RAGSDALE
P O BOX 2246
CONROE, TX 77305

INVOICE NO.: 202108-28495

INVOICE DATE: 8-31-2021

OWNER: 035904-1

BILLING FOR: August 2021

| REFERENCE/DESCRIPTION OF CHARGES | | GROSS CHARGES | WORKING INTEREST | NET CHARGE |
|------------------------------------|-----------------------------|------------------|---------------------|---------------|
| LEASE & FACILITY MAINTENANCE | MPS ENTERPRISES INC | 13.36 | 0.196991940 | 2.64 |
| LEASE & FACILITY MAINTENANCE | MPS ENTERPRISES INC | 296.90 | 0.196991940 | 58.49 |
| LEASE & FACILITY MAINTENANCE | MPS ENTERPRISES INC | 50.03 | 0.196991940 | 9.85 |
| LEASE & FACILITY MAINTENANCE | L & E SERVICES LLC | 81.45 | 0.196991940 | 16.05 |
| LEASE & FACILITY MAINTENANCE | GUNS UP SERVICES | 276.07 | 0.196991940 | 54.38 |
| LEASE & FACILITY MAINTENANCE | TURNCO ENTERPRISES LLC | 236.25 | 0.196991940 | 46.55 |
| LEASE & FACILITY MAINTENANCE | TURNCO ENTERPRISES LLC | 378.00 | 0.196991940 | 74.47 |
| LEASE & FACILITY MAINTENANCE | TURNCO ENTERPRISES LLC | 288.75 | 0.196991940 | 56.89 |
| LEASE & FACILITY MAINTENANCE | TURNCO ENTERPRISES LLC | 78.75 | 0.196991940 | 15.52 |
| LEASE & FACILITY MAINTENANCE | INGRAM PROFESSIONAL SERV | 58.71 | 0.196991940 | 11.57 |
| LEASE & FACILITY MAINTENANCE | TRINITY OILFIELD SERVICES & | 46.16 | 0.196991940 | 9.09 |
| LEASE & FACILITY MAINTENANCE | TRINITY OILFIELD SERVICES & | 31.65 | 0.196991940 | 6.23 |
| LEASE & FACILITY MAINTENANCE | TRINITY OILFIELD SERVICES & | 38.24 | 0.196991940 | 7.53 |
| LEASE & FACILITY MAINTENANCE | TRINITY OILFIELD SERVICES & | 39.56 | 0.196991940 | 7.79 |
| LEASE & FACILITY MAINTENANCE | TRINITY OILFIELD SERVICES & | 39.56 | 0.196991940 | 7.79 |
| LEASE & FACILITY MAINTENANCE | TRINITY OILFIELD SERVICES & | 39.56 | 0.196991940 | 7.79 |
| LEASE & FACILITY MAINTENANCE | TRINITY OILFIELD SERVICES & | 41.82 | 0.196991940 | 8.23 |
| LEASE & FACILITY MAINTENANCE | TRINITY OILFIELD SERVICES & | 39.56 | 0.196991940 | 7.79 |
| LEASE & FACILITY MAINTENANCE | TRINITY OILFIELD SERVICES & | 40.87 | 0.196991940 | 8.05 |
| LEASE & FACILITY MAINTENANCE | TRINITY OILFIELD SERVICES & | 36.92 | 0.196991940 | 7.28 |
| LEASE & FACILITY MAINTENANCE | TRINITY OILFIELD SERVICES & | 34.29 | 0.196991940 | 6.76 |
| LEASE & FACILITY MAINTENANCE | TRINITY OILFIELD SERVICES & | 353.42 | 0.196991940 | 69.61 |
| LEASE & FACILITY MAINTENANCE | TRINITY OILFIELD SERVICES & | 33.60 | 0.196991940 | 6.62 |
| LEASE & FACILITY MAINTENANCE | TRINITY OILFIELD SERVICES & | 17.14 | 0.196991940 | 3.37 |
| LEASE & FACILITY MAINTENANCE | EP&S LLC | 97.18 | 0.196991940 | 19.14 |
| LEASE & FACILITY MAINTENANCE | JES ENERGY LLC | 33.91 | 0.196991940 | 6.68 |
| LEASE & FACILITY MAINTENANCE | JES ENERGY LLC | 39.56 | 0.196991940 | 7.79 |
| LEASE & FACILITY MAINTENANCE | SARGE TRUCKING SERVICES, : | 24.51 | 0.196991940 | 4.84 |
| LEASE & FACILITY MAINTENANCE | SARGE TRUCKING SERVICES, : | 11.53 | 0.196991940 | 2.27 |
| MISCELLANEOUS EQUIPMENT RENTAL | MEWBOURNE OIL COMPANY | 243.04 | 0.196991940 | 47.88 |
| OVERHEAD-FIXED RATE | MEWBOURNE OIL COMPANY | 889.09 | 0.196991940 | 175.14 |
| PRIME MOVER / PUMP MAINTENANCE | HR COMPRESSION & SERVICE: | 71.08 | 0.196991940 | 13.99 |
| PRIME MOVER / PUMP MAINTENANCE | HR COMPRESSION & SERVICE: | 132.73 | 0.196991940 | 26.15 |
| PUMPING | MEWBOURNE OIL COMPANY | 900.00 | 0.196991940 | 177.30 |
| PUMPING | MEWBOURNE OIL COMPANY | 450.00 | 0.196991940 | 88.65 |
| RENTAL SERVICES | USA COMPRESSION PARTNER: | 5,011.26 | 0.196991940 | 987.17 |
| SALT WATER DISPOSAL | NGL WATER SOLUTIONS PERM | 5,108.70 | 0.196991940 | 1,006.38 |
| SITE RESTORATION & EXCAVATION | SUNDANCE SERVICES WEST IN | 5.63 | 0.196991940 | 1.11 |
| Total Lease Operating Expense Cost | | 26,902.35 | | 5,299.55 |
| 62906000-30 SUBTOTAL | | 26,902.35 | | 5,299.55 |
| PROPERTY 62906000 TOTAL | | 28,829.37 | | 5,679.16 |

09-01-2021

228

MEWBOURNE OIL COMPANY

Page 14

SIANA OIL & GAS CO, LLC
TOM M RAGSDALE
P O BOX 2246
CONROE, TX 77305

INVOICE NO.: 202108-28495

INVOICE DATE: 8-31-2021

OWNER: 035904-1

BILLING FOR: August 2021

| REFERENCE/DESCRIPTION OF CHARGES | | GROSS CHARGES | WORKING INTEREST | NET CHARGE |
|--|---------------------------|------------------|---------------------|---------------|
| PROPERTY: 62915000 62915000-30 CREEDENCE 21/16 W0ED ST COM 2H | | | | |
| <u>Lease Operating Expense</u> | | | | |
| COMPANY SUPERVISION | MEWBOURNE OIL COMPANY | 650.00 | 0.006363620 | 4.14 |
| EMISSIONS CONTROL EQUIPMENT MAINTENANCE | VAPROX LLC | 78.85 | 0.006363620 | 0.50 |
| EMISSIONS CONTROL EQUIPMENT MAINTENANCE | VAPROX LLC | 423.47 | 0.006363620 | 2.69 |
| EMISSIONS CONTROL EQUIPMENT MAINTENANCE | VAPROX LLC | 133.39 | 0.006363620 | 0.85 |
| EMISSIONS CONTROL EQUIPMENT MAINTENANCE | INGRAM PROFESSIONAL SERV | 3,279.63 | 0.006363620 | 20.87 |
| EMISSIONS CONTROL EQUIPMENT MAINTENANCE | WILBANKS TRUCKING SERVIC | 357.62 | 0.006363620 | 2.28 |
| EMISSIONS CONTROL EQUIPMENT MAINTENANCE | AUTOMATED WELLHEAD COM | 113.11 | 0.006363620 | 0.72 |
| EMISSIONS CONTROL EQUIPMENT MAINTENANCE | AUTOMATED WELLHEAD COM | 94.57 | 0.006363620 | 0.60 |
| EMISSIONS CONTROL EQUIPMENT MAINTENANCE | AUTOMATED WELLHEAD COM | 73.91 | 0.006363620 | 0.47 |
| EMISSIONS CONTROL EQUIPMENT MAINTENANCE | SCIENTIFIC AVIATION, INC | 125.62 | 0.006363620 | 0.80 |
| EMISSIONS CONTROL EQUIPMENT MAINTENANCE | SCIENTIFIC AVIATION, INC | 143.75 | 0.006363620 | 0.91 |
| ENVIRONMENTAL & REGULATORY COMPLIANCE | ECOTEST ENERGY SERVICES I | 450.32 | 0.006363620 | 2.87 |
| FUEL/ POWER / ELECTRICAL | XCEL ENERGY | 2,761.38 | 0.006363620 | 17.57 |
| GATHERING/TREATING/DEHYDRATION | MEWBOURNE OIL COMPANY-I | 38.01 | 0.006363620 | 0.24 |
| LEASE & FACILITY | MEWBOURNE OIL COMPANY | 206.25 | 0.006363620 | 1.31 |
| LEASE & FACILITY | MEWBOURNE OIL COMPANY | 206.25 | 0.006363620 | 1.31 |
| LEASE & FACILITY | MEWBOURNE OIL COMPANY | 478.50 | 0.006363620 | 3.04 |
| LEASE & FACILITY MAINTENANCE | KEYSTONE PUMP & SUPPLY LI | 134.35 | 0.006363620 | 0.85 |
| LEASE & FACILITY MAINTENANCE | JADE CONSTRUCTION LLC | 111.26 | 0.006363620 | 0.71 |
| LEASE & FACILITY MAINTENANCE | JUSTIN WILSON | 1,113.50 | 0.006363620 | 7.09 |
| OVERHEAD-FIXED RATE | MEWBOURNE OIL COMPANY | 889.09 | 0.006363620 | 5.66 |
| PUMPING | MEWBOURNE OIL COMPANY | 900.00 | 0.006363620 | 5.73 |
| PUMPING | MEWBOURNE OIL COMPANY | 900.00 | 0.006363620 | 5.73 |
| RENTAL SERVICES | KODIAK GAS SERVICES LLC | 3,715.83 | 0.006363620 | 23.65 |
| SALT WATER DISPOSAL | MEWBOURNE OIL COMPANY | 44,760.48 | 0.006363620 | 284.84 |
| Total Lease Operating Expense Cost | | 62,139.14 | | 395.43 |
| 62915000-30 SUBTOTAL | | 62,139.14 | | 395.43 |
| PROPERTY 62915000 TOTAL | | 62,139.14 | | 395.43 |

PROPERTY: 62916000 62916000-30 CREEDENCE 21/16 W1ED ST COM 1HLease Operating Expense

| | | | | |
|---|--------------------------|----------|-------------|-------|
| COMPANY SUPERVISION | MEWBOURNE OIL COMPANY | 650.00 | 0.006363620 | 4.14 |
| EMISSIONS CONTROL EQUIPMENT MAINTENANCE | VAPROX LLC | 78.84 | 0.006363620 | 0.50 |
| EMISSIONS CONTROL EQUIPMENT MAINTENANCE | VAPROX LLC | 423.45 | 0.006363620 | 2.69 |
| EMISSIONS CONTROL EQUIPMENT MAINTENANCE | VAPROX LLC | 133.38 | 0.006363620 | 0.85 |
| EMISSIONS CONTROL EQUIPMENT MAINTENANCE | INGRAM PROFESSIONAL SERV | 3,279.60 | 0.006363620 | 20.87 |
| EMISSIONS CONTROL EQUIPMENT MAINTENANCE | WILBANKS TRUCKING SERVIC | 357.60 | 0.006363620 | 2.28 |
| EMISSIONS CONTROL EQUIPMENT MAINTENANCE | AUTOMATED WELLHEAD COM | 113.11 | 0.006363620 | 0.72 |
| EMISSIONS CONTROL EQUIPMENT MAINTENANCE | AUTOMATED WELLHEAD COM | 94.57 | 0.006363620 | 0.60 |
| EMISSIONS CONTROL EQUIPMENT MAINTENANCE | AUTOMATED WELLHEAD COM | 73.91 | 0.006363620 | 0.47 |

09-01-2021

229

MEWBOURNE OIL COMPANY

Page 15

SIANA OIL & GAS CO, LLC
TOM M RAGSDALE
P O BOX 2246
CONROE, TX 77305

INVOICE NO.: 202108-28495

INVOICE DATE: 8-31-2021

OWNER: 035904-1

BILLING FOR: August 2021

| REFERENCE/DESCRIPTION OF CHARGES | | GROSS CHARGES | WORKING INTEREST | NET CHARGE |
|--|---------------------------|------------------|------------------|------------|
| EMISSIONS CONTROL EQUIPMENT MAINTENANCE | SCIENTIFIC AVIATION, INC | 125.63 | 0.006363620 | 0.80 |
| EMISSIONS CONTROL EQUIPMENT MAINTENANCE | SCIENTIFIC AVIATION, INC | 143.75 | 0.006363620 | 0.91 |
| ENVIRONMENTAL & REGULATORY COMPLIANCE | ECOTEST ENERGY SERVICES I | 450.32 | 0.006363620 | 2.87 |
| FUEL/ POWER / ELECTRICAL | XCEL ENERGY | 4,104.82 | 0.006363620 | 26.12 |
| GATHERING/TREATING/DEHYDRATION | MEWBOURNE OIL COMPANY-I | 38.01 | 0.006363620 | 0.24 |
| LEASE & FACILITY | MEWBOURNE OIL COMPANY | 206.25 | 0.006363620 | 1.31 |
| LEASE & FACILITY | MEWBOURNE OIL COMPANY | 280.50 | 0.006363620 | 1.78 |
| LEASE & FACILITY | MEWBOURNE OIL COMPANY | 206.25 | 0.006363620 | 1.31 |
| LEASE & FACILITY | MEWBOURNE OIL COMPANY | 272.25 | 0.006363620 | 1.73 |
| LEASE & FACILITY MAINTENANCE | KEYSTONE PUMP & SUPPLY LI | 134.35 | 0.006363620 | 0.85 |
| LEASE & FACILITY MAINTENANCE | KEYSTONE PUMP & SUPPLY LI | 845.09 | 0.006363620 | 5.38 |
| LEASE & FACILITY MAINTENANCE | KEYSTONE PUMP & SUPPLY LI | 50.39 | 0.006363620 | 0.32 |
| LEASE & FACILITY MAINTENANCE | JADE CONSTRUCTION LLC | 111.26 | 0.006363620 | 0.71 |
| LEASE & FACILITY MAINTENANCE | JADE CONSTRUCTION LLC | 556.28 | 0.006363620 | 3.54 |
| LEASE & FACILITY MAINTENANCE | JADE CONSTRUCTION LLC | 1,557.59 | 0.006363620 | 9.91 |
| LEASE & FACILITY MAINTENANCE | JUSTIN WILSON | 1,214.15 | 0.006363620 | 7.73 |
| OVERHEAD-FIXED RATE | MEWBOURNE OIL COMPANY | 889.09 | 0.006363620 | 5.66 |
| PUMPING | MEWBOURNE OIL COMPANY | 900.00 | 0.006363620 | 5.73 |
| PUMPING | MEWBOURNE OIL COMPANY | 900.00 | 0.006363620 | 5.73 |
| RENTAL SERVICES | KODIAK GAS SERVICES LLC | 3,715.83 | 0.006363620 | 23.65 |
| SALT WATER DISPOSAL | MEWBOURNE OIL COMPANY | 62,690.18 | 0.006363620 | 398.94 |
| WELL EQUIPMENT-SURFACE | DIVINE WIRELINE SOLUTIONS | 1,298.84 | 0.006363620 | 8.27 |
| Total Lease Operating Expense Cost | | 85,895.29 | | 546.61 |
| 62916000-30 SUBTOTAL | | 85,895.29 | 546.61 | |
| PROPERTY 62916000 TOTAL | | 85,895.29 | 546.61 | |
| PROPERTY: 62948000 62948000-20 INLAND 26/23 B2PI STATE COM 1H | | | | |
| <u>Intangible Well Cost</u> | | | | |
| STIMULATION TOE PREPARATION | GARNER PUMP & SUPPLY INC | 636.49 | 0.100000000 | 63.65 |
| Total Intangible Well Cost Cost | | 636.49 | | 63.65 |
| <u>Tangible Well Cost</u> | | | | |
| TUBING HEAD & UPPER SECTION | DIVINE WIRELINE SOLUTIONS | 3,466.92 | 0.100000000 | 346.69 |
| Total Tangible Well Cost Cost | | 3,466.92 | | 346.69 |
| <u>Equipment Beyond Wellhead</u> | | | | |
| AUTOMATION METERING EQUIPMENT | TANKLOGIX LLC | 5,898.45 | 0.100000000 | 589.84 |
| PRODUCTION EQUIP INSTALLATION | G&A FABRICATION LLC | 1,401.09 | 0.100000000 | 140.11 |
| Total Equipment Beyond Wellhead Cost | | 7,299.54 | | 729.95 |
| 62948000-20 SUBTOTAL | | 11,402.95 | 1,140.29 | |
| PROPERTY: 62948000 62948000-30 INLAND 26/23 B2PI STATE COM 1H | | | | |
| <u>Lease Operating Expense</u> | | | | |
| ARTIFICIAL LIFT RENTAL / REPAIR | HUDSON PACKER COMPANY I | 1,399.46 | 0.100000000 | 139.95 |

09-01-2021

230

MEWBOURNE OIL COMPANY

Page 16

SIANA OIL & GAS CO, LLC
TOM M RAGSDALE
P O BOX 2246
CONROE, TX 77305

INVOICE NO.: 202108-28495

INVOICE DATE: 8-31-2021

OWNER: 035904-1

BILLING FOR: August 2021

| REFERENCE/DESCRIPTION OF CHARGES | | GROSS CHARGES | WORKING INTEREST | NET CHARGE |
|---|-----------------------------|---------------|------------------|------------|
| CHEMICALS-WATER TREATING | JACAM CATALYST LLC | 1,793.50 | 0.100000000 | 179.35 |
| CHEMICALS-WATER TREATING | EPDI | 995.10 | 0.100000000 | 99.51 |
| CHEMICALS-WATER TREATING | EPDI | 1,990.20 | 0.100000000 | 199.02 |
| COMPANY SUPERVISION | MEWBOURNE OIL COMPANY | 650.00 | 0.100000000 | 65.00 |
| COMPANY SUPERVISION | MEWBOURNE OIL COMPANY | 1,300.00 | 0.100000000 | 130.00 |
| COMPRESSOR MAINTENANCE | TRINITY OILFIELD SERVICES & | 344.36 | 0.100000000 | 34.44 |
| EMISSIONS CONTROL EQUIPMENT MAINTENANCE | GARNER PUMP & SUPPLY INC | 219.36 | 0.100000000 | 21.94 |
| EMISSIONS CONTROL EQUIPMENT MAINTENANCE | AUTOMATED WELLHEAD COM | 856.20 | 0.100000000 | 85.62 |
| EMISSIONS CONTROL EQUIPMENT MAINTENANCE | AUTOMATED WELLHEAD COM | 186.74 | 0.100000000 | 18.67 |
| LEASE & FACILITY | MEWBOURNE OIL COMPANY | 825.00 | 0.100000000 | 82.50 |
| LEASE & FACILITY | MEWBOURNE OIL COMPANY | 206.25 | 0.100000000 | 20.62 |
| LEASE & FACILITY | MEWBOURNE OIL COMPANY | 225.00 | 0.100000000 | 22.50 |
| LEASE & FACILITY MAINTENANCE | GARNER PUMP & SUPPLY INC | 36.60 | 0.100000000 | 3.66 |
| LEASE & FACILITY MAINTENANCE | GARNER PUMP & SUPPLY INC | 58.74 | 0.100000000 | 5.87 |
| LEASE & FACILITY MAINTENANCE | GARNER PUMP & SUPPLY INC | 589.41 | 0.100000000 | 58.94 |
| LEASE & FACILITY MAINTENANCE | GARNER PUMP & SUPPLY INC | 244.08 | 0.100000000 | 24.41 |
| LEASE & FACILITY MAINTENANCE | TURNCO ENTERPRISES LLC | 420.00 | 0.100000000 | 42.00 |
| LEASE & FACILITY MAINTENANCE | TURNCO ENTERPRISES LLC | 210.00 | 0.100000000 | 21.00 |
| LEASE & FACILITY MAINTENANCE | TURNCO ENTERPRISES LLC | 105.00 | 0.100000000 | 10.50 |
| LEASE & FACILITY MAINTENANCE | TURNCO ENTERPRISES LLC | 569.87 | 0.100000000 | 56.99 |
| LEASE & FACILITY MAINTENANCE | TURNCO ENTERPRISES LLC | 525.00 | 0.100000000 | 52.50 |
| LEASE & FACILITY MAINTENANCE | TURNCO ENTERPRISES LLC | 210.00 | 0.100000000 | 21.00 |
| LEASE & FACILITY MAINTENANCE | INGRAM PROFESSIONAL SERV | 206.29 | 0.100000000 | 20.63 |
| LEASE & FACILITY MAINTENANCE | INGRAM PROFESSIONAL SERV | 124.24 | 0.100000000 | 12.42 |
| LEASE & FACILITY MAINTENANCE | TRINITY OILFIELD SERVICES & | 223.40 | 0.100000000 | 22.34 |
| LEASE & FACILITY MAINTENANCE | H-M TRUCKING LLC | 320.99 | 0.100000000 | 32.10 |
| LEASE & FACILITY MAINTENANCE | EP&S LLC | 3,160.08 | 0.100000000 | 316.01 |
| MISCELLANEOUS EQUIPMENT RENTAL | PACE OILFIELD SERVICES INC | 157.69 | 0.100000000 | 15.77 |
| MISCELLANEOUS EQUIPMENT RENTAL | D&H TRUCKING | 3,325.24 | 0.100000000 | 332.53 |
| OVERHEAD-FIXED RATE | MEWBOURNE OIL COMPANY | 889.09 | 0.100000000 | 88.91 |
| PUMPING | MEWBOURNE OIL COMPANY | 900.00 | 0.100000000 | 90.00 |
| PUMPING | MEWBOURNE OIL COMPANY | 900.00 | 0.100000000 | 90.00 |
| RENTAL SERVICES | GUNS UP SERVICES | 761.92 | 0.100000000 | 76.19 |
| RENTAL SERVICES | USA COMPRESSION PARTNER: | 4,747.51 | 0.100000000 | 474.75 |
| RENTAL SERVICES | MESA NATURAL GAS Soluti | 6,781.69 | 0.100000000 | 678.17 |
| SALT WATER DISPOSAL | TRINITY OILFIELD SERVICES & | 182.78 | 0.100000000 | 18.27 |
| SALT WATER DISPOSAL | 3 BEAR DELAWARE OPERATI | 12,891.93 | 0.100000000 | 1,289.19 |
| SITE RESTORATION & EXCAVATION | R360 ENVIRONMENTAL SOLU | 452.59 | 0.100000000 | 45.26 |
| SITE RESTORATION & EXCAVATION | SUNDANCE SERVICES WEST I | 123.41 | 0.100000000 | 12.34 |
| WELL EQUIPMENT-SURFACE | GARNER PUMP & SUPPLY INC | 335.52 | 0.100000000 | 33.55 |
| WELL EQUIPMENT-SURFACE | TURNCO ENTERPRISES LLC | 840.00 | 0.100000000 | 84.00 |
| WELL EQUIPMENT-SURFACE | DIVINE WIRELINE SOLUTIONS | 5,605.37 | 0.100000000 | 560.54 |

09-01-2021

231

MEWBOURNE OIL COMPANY

Page 17

SIANA OIL & GAS CO, LLC
TOM M RAGSDALE
P O BOX 2246
CONROE, TX 77305

INVOICE NO.: 202108-28495

INVOICE DATE: 8-31-2021

OWNER: 035904-1

BILLING FOR: August 2021

| REFERENCE/DESCRIPTION OF CHARGES | | GROSS CHARGES | WORKING INTEREST | NET CHARGE |
|------------------------------------|----------------------------|---------------|------------------|------------|
| WELL EQUIPMENT-SURFACE | DIVINE WIRELINE SOLUTIONS | 350.35 | 0.100000000 | 35.04 |
| WELL EQUIPMENT-SURFACE | TNT SPECIALTIES DBA TNT OI | 1,629.31 | 0.100000000 | 162.93 |
| WELL SERVICE & REPAIR | D & L METERS AND INSTRUMI | 3,786.29 | 0.100000000 | 378.63 |
| WELL SERVICE & REPAIR | DOUBLE R PIPE & SUPPLY INC | 1,534.73 | 0.100000000 | 153.48 |
| WELL SERVICE & REPAIR | L & R WELL SERVICE INC | 699.32 | 0.100000000 | 69.93 |
| WELL SERVICE & REPAIR | L & R WELL SERVICE INC | 16,362.61 | 0.100000000 | 1,636.26 |
| WELL SERVICE & REPAIR | L & R WELL SERVICE INC | 381.45 | 0.100000000 | 38.14 |
| WELL SERVICE & REPAIR | L & R WELL SERVICE INC | 547.80 | 0.100000000 | 54.78 |
| WELL SERVICE & REPAIR | WEATHERFORD US LP | 487.41 | 0.100000000 | 48.74 |
| WELL SERVICE & REPAIR | GARNER PUMP & SUPPLY INC | 1,207.73 | 0.100000000 | 120.77 |
| WELL SERVICE & REPAIR | HYDROSTATIC PIPE SERVICE I | 2,620.32 | 0.100000000 | 262.03 |
| WELL SERVICE & REPAIR | DIVINE ENERGY SERVICES LL | 699.62 | 0.100000000 | 69.96 |
| WELL SERVICE & REPAIR | L & E SERVICES LLC | 2,085.31 | 0.100000000 | 208.53 |
| WELL SERVICE & REPAIR | L & E SERVICES LLC | 3,821.43 | 0.100000000 | 382.14 |
| WELL SERVICE & REPAIR | ASHLEY ENERGY SERVICES LI | 836.46 | 0.100000000 | 83.65 |
| WELL SERVICE & REPAIR | CARREON SPOOLING SERVICE | 9,210.00 | 0.100000000 | 921.00 |
| WELL SERVICE & REPAIR | SONIC CONNECTORS, LTD | 5,578.15 | 0.100000000 | 557.82 |
| Total Lease Operating Expense Cost | | 108,727.90 | | 10,872.79 |

62948000-30 SUBTOTAL

108,727.90

10,872.79

PROPERTY 62948000 TOTAL

120,130.85

12,013.08

PROPERTY: 62958000 62958000-20 GAZELLE 22 B3MD FED COM 1H

Equipment Beyond Wellhead

| | | | | |
|--------------------------------------|--------------------------|----------|-------------|--------|
| ELECTRICAL INSTALLATIONS | INGRAM PROFESSIONAL SERV | 1,121.18 | 0.196991940 | 220.86 |
| ELECTRICAL INSTALLATIONS | INGRAM PROFESSIONAL SERV | 201.49 | 0.196991940 | 39.69 |
| ELECTRICAL INSTALLATIONS | INGRAM PROFESSIONAL SERV | 380.25 | 0.196991940 | 74.90 |
| Total Equipment Beyond Wellhead Cost | | 1,702.92 | | 335.45 |

62958000-20 SUBTOTAL

1,702.92

335.45

PROPERTY: 62958000 62958000-30 GAZELLE 22 B3MD FED COM 1H

Lease Operating Expense

| | | | | |
|---|---------------------------|----------|-------------|--------|
| AUTOMATION MAINTENANCE | AMERICAN MILLENNIUM COR | 15.54 | 0.196991940 | 3.06 |
| CHEMICALS-PARAFFIN CONTROL | CRAIN HOT OIL SERVICE LLC | 613.47 | 0.196991940 | 120.86 |
| CHEMICALS-WATER TREATING | JACAM CATALYST LLC | 896.75 | 0.196991940 | 176.65 |
| CHEMICALS-WATER TREATING | JACAM CATALYST LLC | 448.38 | 0.196991940 | 88.33 |
| CHEMICALS-WATER TREATING | JACAM CATALYST LLC | 448.38 | 0.196991940 | 88.33 |
| CHEMICALS-WATER TREATING | EPDI | 133.43 | 0.196991940 | 26.28 |
| CHEMICALS-WATER TREATING | EPDI | 23.01 | 0.196991940 | 4.53 |
| COMPANY SUPERVISION | MEWBOURNE OIL COMPANY | 975.00 | 0.196991940 | 192.07 |
| COMPANY SUPERVISION | MEWBOURNE OIL COMPANY | 2,600.00 | 0.196991940 | 512.18 |
| COMPANY SUPERVISION | MEWBOURNE OIL COMPANY | 650.00 | 0.196991940 | 128.04 |
| EMISSIONS CONTROL EQUIPMENT MAINTENANCE | GARNER PUMP & SUPPLY INC | 219.36 | 0.196991940 | 43.21 |

09-01-2021

232

MEWBOURNE OIL COMPANY

Page 18

SIANA OIL & GAS CO, LLC
TOM M RAGSDALE
P O BOX 2246
CONROE, TX 77305

INVOICE NO.: 202108-28495

INVOICE DATE: 8-31-2021

OWNER: 035904-1

BILLING FOR: August 2021

| REFERENCE/DESCRIPTION OF CHARGES | | GROSS CHARGES | WORKING INTEREST | NET CHARGE |
|---|-----------------------------|---------------|------------------|------------|
| EMISSIONS CONTROL EQUIPMENT MAINTENANCE | G&A FABRICATION LLC | 86.18 | 0.196991940 | 16.97 |
| EMISSIONS CONTROL EQUIPMENT MAINTENANCE | G&A FABRICATION LLC | 76.19 | 0.196991940 | 15.01 |
| EMISSIONS CONTROL EQUIPMENT MAINTENANCE | G&A FABRICATION LLC | 106.41 | 0.196991940 | 20.96 |
| EMISSIONS CONTROL EQUIPMENT MAINTENANCE | G&A FABRICATION LLC | 76.19 | 0.196991940 | 15.01 |
| EMISSIONS CONTROL EQUIPMENT MAINTENANCE | G&A FABRICATION LLC | 88.81 | 0.196991940 | 17.49 |
| ENVIRONMENTAL & REGULATORY COMPLIANCE | ECOTEST ENERGY SERVICES I | 1,801.29 | 0.196991940 | 354.84 |
| FUEL/ POWER / ELECTRICAL | XCEL ENERGY | 884.71 | 0.196991940 | 174.29 |
| LEASE & FACILITY | MEWBOURNE OIL COMPANY | 412.50 | 0.196991940 | 81.25 |
| LEASE & FACILITY | MEWBOURNE OIL COMPANY | 280.50 | 0.196991940 | 55.25 |
| LEASE & FACILITY | MEWBOURNE OIL COMPANY | 206.25 | 0.196991940 | 40.64 |
| LEASE & FACILITY MAINTENANCE | GARNER PUMP & SUPPLY INC | 106.31 | 0.196991940 | 20.93 |
| LEASE & FACILITY MAINTENANCE | GARNER PUMP & SUPPLY INC | 242.31 | 0.196991940 | 47.74 |
| LEASE & FACILITY MAINTENANCE | MPS ENTERPRISES INC | 11.46 | 0.196991940 | 2.26 |
| LEASE & FACILITY MAINTENANCE | MPS ENTERPRISES INC | 254.49 | 0.196991940 | 50.14 |
| LEASE & FACILITY MAINTENANCE | MPS ENTERPRISES INC | 42.89 | 0.196991940 | 8.45 |
| LEASE & FACILITY MAINTENANCE | L & E SERVICES LLC | 69.82 | 0.196991940 | 13.75 |
| LEASE & FACILITY MAINTENANCE | GUNS UP SERVICES | 236.62 | 0.196991940 | 46.61 |
| LEASE & FACILITY MAINTENANCE | TURNCO ENTERPRISES LLC | 236.25 | 0.196991940 | 46.55 |
| LEASE & FACILITY MAINTENANCE | TURNCO ENTERPRISES LLC | 378.00 | 0.196991940 | 74.47 |
| LEASE & FACILITY MAINTENANCE | TURNCO ENTERPRISES LLC | 288.75 | 0.196991940 | 56.89 |
| LEASE & FACILITY MAINTENANCE | TURNCO ENTERPRISES LLC | 78.75 | 0.196991940 | 15.52 |
| LEASE & FACILITY MAINTENANCE | INGRAM PROFESSIONAL SERV | 50.33 | 0.196991940 | 9.91 |
| LEASE & FACILITY MAINTENANCE | TRINITY OILFIELD SERVICES & | 46.16 | 0.196991940 | 9.09 |
| LEASE & FACILITY MAINTENANCE | TRINITY OILFIELD SERVICES & | 31.65 | 0.196991940 | 6.23 |
| LEASE & FACILITY MAINTENANCE | TRINITY OILFIELD SERVICES & | 38.25 | 0.196991940 | 7.53 |
| LEASE & FACILITY MAINTENANCE | TRINITY OILFIELD SERVICES & | 39.56 | 0.196991940 | 7.79 |
| LEASE & FACILITY MAINTENANCE | TRINITY OILFIELD SERVICES & | 39.56 | 0.196991940 | 7.79 |
| LEASE & FACILITY MAINTENANCE | TRINITY OILFIELD SERVICES & | 39.56 | 0.196991940 | 7.79 |
| LEASE & FACILITY MAINTENANCE | TRINITY OILFIELD SERVICES & | 41.83 | 0.196991940 | 8.23 |
| LEASE & FACILITY MAINTENANCE | TRINITY OILFIELD SERVICES & | 39.56 | 0.196991940 | 7.79 |
| LEASE & FACILITY MAINTENANCE | TRINITY OILFIELD SERVICES & | 40.89 | 0.196991940 | 8.06 |
| LEASE & FACILITY MAINTENANCE | TRINITY OILFIELD SERVICES & | 36.93 | 0.196991940 | 7.28 |
| LEASE & FACILITY MAINTENANCE | TRINITY OILFIELD SERVICES & | 34.29 | 0.196991940 | 6.76 |
| LEASE & FACILITY MAINTENANCE | TRINITY OILFIELD SERVICES & | 353.43 | 0.196991940 | 69.62 |
| LEASE & FACILITY MAINTENANCE | TRINITY OILFIELD SERVICES & | 28.80 | 0.196991940 | 5.66 |
| LEASE & FACILITY MAINTENANCE | TRINITY OILFIELD SERVICES & | 17.15 | 0.196991940 | 3.37 |
| LEASE & FACILITY MAINTENANCE | EP&S LLC | 97.18 | 0.196991940 | 19.14 |
| LEASE & FACILITY MAINTENANCE | EP&S LLC | 1,948.68 | 0.196991940 | 383.88 |
| LEASE & FACILITY MAINTENANCE | JES ENERGY LLC | 33.92 | 0.196991940 | 6.68 |
| LEASE & FACILITY MAINTENANCE | JES ENERGY LLC | 39.56 | 0.196991940 | 7.79 |
| LEASE & FACILITY MAINTENANCE | SARGE TRUCKING SERVICES, : | 24.51 | 0.196991940 | 4.84 |
| LEASE & FACILITY MAINTENANCE | SARGE TRUCKING SERVICES, : | 11.54 | 0.196991940 | 2.27 |

09-01-2021

233

MEWBOURNE OIL COMPANY

Page 19

SIANA OIL & GAS CO, LLC
TOM M RAGSDALE
P O BOX 2246
CONROE, TX 77305

INVOICE NO.: 202108-28495

INVOICE DATE: 8-31-2021

OWNER: 035904-1

BILLING FOR: August 2021

| REFERENCE/DESCRIPTION OF CHARGES | | GROSS CHARGES | WORKING INTEREST | NET CHARGE |
|--|---------------------------|------------------|------------------|------------|
| MISCELLANEOUS EQUIPMENT RENTAL | MEWBOURNE OIL COMPANY | 243.04 | 0.196991940 | 47.88 |
| OVERHEAD-FIXED RATE | MEWBOURNE OIL COMPANY | 889.09 | 0.196991940 | 175.14 |
| PRIME MOVER / PUMP MAINTENANCE | HR COMPRESSION & SERVICE: | 62.82 | 0.196991940 | 12.37 |
| PRIME MOVER / PUMP MAINTENANCE | HR COMPRESSION & SERVICE: | 185.84 | 0.196991940 | 36.61 |
| PUMPING | MEWBOURNE OIL COMPANY | 900.00 | 0.196991940 | 177.30 |
| PUMPING | MEWBOURNE OIL COMPANY | 450.00 | 0.196991940 | 88.65 |
| RENTAL SERVICES | KODIAK GAS SERVICES LLC | 5,445.00 | 0.196991940 | 1,072.62 |
| SALT WATER DISPOSAL | NGL WATER SOLUTIONS PERM | 3,898.74 | 0.196991940 | 768.01 |
| SITE RESTORATION & EXCAVATION | SUNDANCE SERVICES WEST IN | 4.83 | 0.196991940 | 0.95 |
| Total Lease Operating Expense Cost | | 28,100.70 | | 5,535.59 |
| 62958000-30 SUBTOTAL | | 28,100.70 | 5,535.59 | |
| PROPERTY 62958000 TOTAL | | 29,803.62 | 5,871.04 | |
| PROPERTY: 72076000 72076000-20 INLAND 26/23 B2OJ STATE COM 1H | | | | |
| <u>Tangible Well Cost</u> | | | | |
| TUBING HEAD & UPPER SECTION | DIVINE WIRELINE SOLUTIONS | 4,693.02 | 0.100000000 | 469.30 |
| Total Tangible Well Cost Cost | | 4,693.02 | | 469.30 |
| <u>Equipment Beyond Wellhead</u> | | | | |
| AUTOMATION METERING EQUIPMENT | TANKLOGIX LLC | 5,898.45 | 0.100000000 | 589.84 |
| PRODUCTION EQUIP INSTALLATION | G&A FABRICATION LLC | 1,401.10 | 0.100000000 | 140.11 |
| Total Equipment Beyond Wellhead Cost | | 7,299.55 | | 729.95 |
| 72076000-20 SUBTOTAL | | 11,992.57 | 1,199.25 | |
| PROPERTY: 72076000 72076000-30 INLAND 26/23 B2OJ STATE COM 1H | | | | |
| <u>Lease Operating Expense</u> | | | | |
| CHEMICALS-WATER TREATING | JACAM CATALYST LLC | 1,793.50 | 0.100000000 | 179.35 |
| CHEMICALS-WATER TREATING | EPDI | 839.95 | 0.100000000 | 83.99 |
| CHEMICALS-WATER TREATING | EPDI | 1,679.90 | 0.100000000 | 167.99 |
| COMPANY SUPERVISION | MEWBOURNE OIL COMPANY | 1,300.00 | 0.100000000 | 130.00 |
| COMPANY SUPERVISION | MEWBOURNE OIL COMPANY | 1,300.00 | 0.100000000 | 130.00 |
| EMISSIONS CONTROL EQUIPMENT MAINTENANCE | GARNER PUMP & SUPPLY INC | 219.36 | 0.100000000 | 21.94 |
| EMISSIONS CONTROL EQUIPMENT MAINTENANCE | AUTOMATED WELLHEAD COM | 856.18 | 0.100000000 | 85.62 |
| EMISSIONS CONTROL EQUIPMENT MAINTENANCE | AUTOMATED WELLHEAD COM | 186.73 | 0.100000000 | 18.67 |
| LEASE & FACILITY | MEWBOURNE OIL COMPANY | 825.00 | 0.100000000 | 82.50 |
| LEASE & FACILITY | MEWBOURNE OIL COMPANY | 206.25 | 0.100000000 | 20.62 |
| LEASE & FACILITY | MEWBOURNE OIL COMPANY | 206.25 | 0.100000000 | 20.62 |
| LEASE & FACILITY | MEWBOURNE OIL COMPANY | 825.00 | 0.100000000 | 82.50 |
| LEASE & FACILITY | MEWBOURNE OIL COMPANY | 225.00 | 0.100000000 | 22.50 |
| LEASE & FACILITY MAINTENANCE | GARNER PUMP & SUPPLY INC | 36.61 | 0.100000000 | 3.66 |
| LEASE & FACILITY MAINTENANCE | GARNER PUMP & SUPPLY INC | 58.75 | 0.100000000 | 5.87 |
| LEASE & FACILITY MAINTENANCE | GARNER PUMP & SUPPLY INC | 244.07 | 0.100000000 | 24.41 |
| LEASE & FACILITY MAINTENANCE | TURNCO ENTERPRISES LLC | 420.00 | 0.100000000 | 42.00 |

09-01-2021

234

MEWBOURNE OIL COMPANY

Page 20

SIANA OIL & GAS CO, LLC
TOM M RAGSDALE
P O BOX 2246
CONROE, TX 77305

INVOICE NO.: 202108-28495

INVOICE DATE: 8-31-2021

OWNER: 035904-1

BILLING FOR: August 2021

| REFERENCE/DESCRIPTION OF CHARGES | | GROSS CHARGES | WORKING INTEREST | NET CHARGE |
|--|-----------------------------|------------------|------------------|-----------------|
| LEASE & FACILITY MAINTENANCE | TURNCO ENTERPRISES LLC | 210.00 | 0.100000000 | 21.00 |
| LEASE & FACILITY MAINTENANCE | TURNCO ENTERPRISES LLC | 105.00 | 0.100000000 | 10.50 |
| LEASE & FACILITY MAINTENANCE | TURNCO ENTERPRISES LLC | 569.89 | 0.100000000 | 56.99 |
| LEASE & FACILITY MAINTENANCE | TURNCO ENTERPRISES LLC | 210.00 | 0.100000000 | 21.00 |
| LEASE & FACILITY MAINTENANCE | INGRAM PROFESSIONAL SERV | 124.25 | 0.100000000 | 12.42 |
| LEASE & FACILITY MAINTENANCE | TRINITY OILFIELD SERVICES & | 182.78 | 0.100000000 | 18.27 |
| LEASE & FACILITY MAINTENANCE | H-M TRUCKING LLC | 320.99 | 0.100000000 | 32.10 |
| LEASE & FACILITY MAINTENANCE | VANZANDT CONTROLS, LLC | 565.00 | 0.100000000 | 56.50 |
| MISCELLANEOUS EQUIPMENT RENTAL | PACE OILFIELD SERVICES INC | 157.69 | 0.100000000 | 15.77 |
| MISCELLANEOUS EQUIPMENT RENTAL | D&H TRUCKING | 3,325.26 | 0.100000000 | 332.53 |
| OVERHEAD-FIXED RATE | MEWBOURNE OIL COMPANY | 889.09 | 0.100000000 | 88.91 |
| PUMPING | MEWBOURNE OIL COMPANY | 900.00 | 0.100000000 | 90.00 |
| PUMPING | MEWBOURNE OIL COMPANY | 900.00 | 0.100000000 | 90.00 |
| RENTAL SERVICES | GUNS UP SERVICES | 761.92 | 0.100000000 | 76.19 |
| RENTAL SERVICES | USA COMPRESSION PARTNERS | 4,747.51 | 0.100000000 | 474.75 |
| SALT WATER DISPOSAL | TRINITY OILFIELD SERVICES & | 149.55 | 0.100000000 | 14.95 |
| SALT WATER DISPOSAL | 3 BEAR DELAWARE OPERATIN | 10,234.39 | 0.100000000 | 1,023.44 |
| SITE RESTORATION & EXCAVATION | R360 ENVIRONMENTAL SOLUT | 452.60 | 0.100000000 | 45.26 |
| SITE RESTORATION & EXCAVATION | SUNDANCE SERVICES WEST IN | 123.41 | 0.100000000 | 12.34 |
| Total Lease Operating Expense Cost | | 36,151.88 | | 3,615.16 |
| 72076000-30 SUBTOTAL | | 36,151.88 | | 3,615.16 |
| PROPERTY 72076000 TOTAL | | 48,144.45 | | 4,814.41 |
| PROPERTY: 72185000 72185000-20 CREEDENCE 21/16 W0FC ST COM 4H | | | | |
| <u>Intangible Well Cost</u> | | | | |
| TRANSPORTATION | FLEXSTEEL USA LLC | 2,193.23 | 0.006363620 | 13.96 |
| Total Intangible Well Cost Cost | | 2,193.23 | | 13.96 |
| <u>Equipment Beyond Wellhead</u> | | | | |
| FITTINGS / VALVES & ACCESSORIES | JET SPECIALTY & SUPPLY INC | 3,177.36 | 0.006363620 | 20.22 |
| FITTINGS / VALVES & ACCESSORIES | FLEXSTEEL USA LLC | 48,339.69 | 0.006363620 | 307.62 |
| Total Equipment Beyond Wellhead Cost | | 51,517.05 | | 327.84 |
| 72185000-20 SUBTOTAL | | 53,710.28 | | 341.80 |
| PROPERTY: 72185000 72185000-30 CREEDENCE 21/16 W0FC ST COM 4H | | | | |
| <u>Lease Operating Expense</u> | | | | |
| CHEMICALS-CORROSION TREATING | IMPERATIVE CHEMICAL PART | 625.04 | 0.006363620 | 3.98 |
| CHEMICALS-CORROSION TREATING | IMPERATIVE CHEMICAL PART | 473.52 | 0.006363620 | 3.01 |
| COMPANY SUPERVISION | MEWBOURNE OIL COMPANY | 325.00 | 0.006363620 | 2.07 |
| COMPANY SUPERVISION | MEWBOURNE OIL COMPANY | 975.00 | 0.006363620 | 6.20 |
| COMPANY SUPERVISION | MEWBOURNE OIL COMPANY | 650.00 | 0.006363620 | 4.14 |
| CONTRACT SUPERVISION | TURNCO ENTERPRISES LLC | 66.25 | 0.006363620 | 0.42 |
| CONTRACT SUPERVISION | TURNCO ENTERPRISES LLC | 1,372.50 | 0.006363620 | 8.73 |

09-01-2021

235

MEWBOURNE OIL COMPANY

Page 21

SIANA OIL & GAS CO, LLC
TOM M RAGSDALE
P O BOX 2246
CONROE, TX 77305

INVOICE NO.: 202108-28495

INVOICE DATE: 8-31-2021

OWNER: 035904-1

BILLING FOR: August 2021

| REFERENCE/DESCRIPTION OF CHARGES | | GROSS CHARGES | WORKING INTEREST | NET CHARGE |
|---|---------------------------|---------------|------------------|------------|
| CONTRACT SUPERVISION | TURNCO ENTERPRISES LLC | 66.25 | 0.006363620 | 0.42 |
| CONTRACT SUPERVISION | TURNCO ENTERPRISES LLC | 66.25 | 0.006363620 | 0.42 |
| CONTRACT SUPERVISION | TURNCO ENTERPRISES LLC | 1,601.25 | 0.006363620 | 10.19 |
| CONTRACT SUPERVISION | TURNCO ENTERPRISES LLC | 1,496.25 | 0.006363620 | 9.52 |
| CONTRACT SUPERVISION | TURNCO ENTERPRISES LLC | 129.75 | 0.006363620 | 0.83 |
| CONTRACT SUPERVISION | TURNCO ENTERPRISES LLC | 114.38 | 0.006363620 | 0.73 |
| CONTRACT SUPERVISION | TURNCO ENTERPRISES LLC | 1,685.25 | 0.006363620 | 10.72 |
| CONTRACT SUPERVISION | TURNCO ENTERPRISES LLC | 1,601.25 | 0.006363620 | 10.19 |
| CONTRACT SUPERVISION | D&H TRUCKING | 404.54 | 0.006363620 | 2.57 |
| EMISSIONS CONTROL EQUIPMENT MAINTENANCE | VAPROX LLC | 78.85 | 0.006363620 | 0.50 |
| EMISSIONS CONTROL EQUIPMENT MAINTENANCE | VAPROX LLC | 423.48 | 0.006363620 | 2.69 |
| EMISSIONS CONTROL EQUIPMENT MAINTENANCE | VAPROX LLC | 133.40 | 0.006363620 | 0.85 |
| EMISSIONS CONTROL EQUIPMENT MAINTENANCE | INGRAM PROFESSIONAL SERV | 3,279.64 | 0.006363620 | 20.87 |
| EMISSIONS CONTROL EQUIPMENT MAINTENANCE | WILBANKS TRUCKING SERVIC | 357.62 | 0.006363620 | 2.28 |
| EMISSIONS CONTROL EQUIPMENT MAINTENANCE | AUTOMATED WELLHEAD COM | 113.12 | 0.006363620 | 0.72 |
| EMISSIONS CONTROL EQUIPMENT MAINTENANCE | AUTOMATED WELLHEAD COM | 94.57 | 0.006363620 | 0.60 |
| EMISSIONS CONTROL EQUIPMENT MAINTENANCE | AUTOMATED WELLHEAD COM | 73.91 | 0.006363620 | 0.47 |
| EMISSIONS CONTROL EQUIPMENT MAINTENANCE | SCIENTIFIC AVIATION, INC | 125.62 | 0.006363620 | 0.80 |
| EMISSIONS CONTROL EQUIPMENT MAINTENANCE | SCIENTIFIC AVIATION, INC | 143.75 | 0.006363620 | 0.91 |
| ENVIRONMENTAL & REGULATORY COMPLIANCE | ECOTEST ENERGY SERVICES I | 450.33 | 0.006363620 | 2.87 |
| FUEL/ POWER / ELECTRICAL | XCEL ENERGY | 4,938.63 | 0.006363620 | 31.43 |
| GATHERING/TREATING/DEHYDRATION | MEWBOURNE OIL COMPANY-I | 38.01 | 0.006363620 | 0.24 |
| LEASE & FACILITY | MEWBOURNE OIL COMPANY | 206.25 | 0.006363620 | 1.31 |
| LEASE & FACILITY | MEWBOURNE OIL COMPANY | 206.25 | 0.006363620 | 1.31 |
| LEASE & FACILITY | MEWBOURNE OIL COMPANY | 412.50 | 0.006363620 | 2.62 |
| LEASE & FACILITY | MEWBOURNE OIL COMPANY | 280.50 | 0.006363620 | 1.78 |
| LEASE & FACILITY MAINTENANCE | KEYSTONE PUMP & SUPPLY LI | 134.36 | 0.006363620 | 0.85 |
| LEASE & FACILITY MAINTENANCE | KEYSTONE PUMP & SUPPLY LI | 45.73 | 0.006363620 | 0.29 |
| LEASE & FACILITY MAINTENANCE | STANDARD OIL FIELD SUPPLY | 22.25 | 0.006363620 | 0.14 |
| LEASE & FACILITY MAINTENANCE | JADE CONSTRUCTION LLC | 111.25 | 0.006363620 | 0.71 |
| LEASE & FACILITY MAINTENANCE | JADE CONSTRUCTION LLC | 445.02 | 0.006363620 | 2.83 |
| OVERHEAD-FIXED RATE | MEWBOURNE OIL COMPANY | 807.20 | 0.006363620 | 5.14 |
| PUMPING | MEWBOURNE OIL COMPANY | 900.00 | 0.006363620 | 5.73 |
| PUMPING | MEWBOURNE OIL COMPANY | 900.00 | 0.006363620 | 5.73 |
| RENTAL SERVICES | KODIAK GAS SERVICES LLC | 3,715.83 | 0.006363620 | 23.65 |
| SALT WATER DISPOSAL | MEWBOURNE OIL COMPANY | 42,513.49 | 0.006363620 | 270.54 |
| Total Lease Operating Expense Cost | | 72,604.04 | | 462.00 |
| 72185000-30 SUBTOTAL | | 72,604.04 | | 462.00 |
| PROPERTY 72185000 TOTAL | | 126,314.32 | | 803.80 |
| 72185000PREPAYMENTS | | | | -803.80 |
| PROPERTY: 72186000 72186000-20 CREEDENCE 21/16 WIFC ST COM 3H | | | | |

09-01-2021

236

MEWBOURNE OIL COMPANY

Page 22

SIANA OIL & GAS CO, LLC
TOM M RAGSDALE
P O BOX 2246
CONROE, TX 77305

INVOICE NO.: 202108-28495

INVOICE DATE: 8-31-2021

OWNER: 035904-1

BILLING FOR: August 2021

| REFERENCE/DESCRIPTION OF CHARGES | | GROSS CHARGES | WORKING INTEREST | NET CHARGE |
|--|----------------------------|------------------|---------------------|---------------|
| <u>Intangible Well Cost</u> | | | | |
| TRANSPORTATION | FLEXSTEEL USA LLC | 2,193.23 | 0.006363620 | 13.96 |
| Total Intangible Well Cost Cost | | 2,193.23 | | 13.96 |
| <u>Equipment Beyond Wellhead</u> | | | | |
| FITTINGS / VALVES & ACCESSORIES | JET SPECIALTY & SUPPLY INC | 3,177.19 | 0.006363620 | 20.22 |
| FITTINGS / VALVES & ACCESSORIES | FLEXSTEEL USA LLC | 48,339.66 | 0.006363620 | 307.62 |
| Total Equipment Beyond Wellhead Cost | | 51,516.85 | | 327.84 |
| 72186000-20 SUBTOTAL | | 53,710.08 | 341.80 | |
| PROPERTY: 72186000 72186000-30 CREEDENCE 21/16 WIFC ST COM 3H | | | | |
| <u>Lease Operating Expense</u> | | | | |
| CHEMICALS-CORROSION TREATING | IMPERATIVE CHEMICAL PART | 624.99 | 0.006363620 | 3.98 |
| CHEMICALS-CORROSION TREATING | IMPERATIVE CHEMICAL PART | 473.47 | 0.006363620 | 3.01 |
| COMPANY SUPERVISION | MEWBOURNE OIL COMPANY | 325.00 | 0.006363620 | 2.07 |
| COMPANY SUPERVISION | MEWBOURNE OIL COMPANY | 975.00 | 0.006363620 | 6.20 |
| COMPANY SUPERVISION | MEWBOURNE OIL COMPANY | 650.00 | 0.006363620 | 4.14 |
| CONTRACT SUPERVISION | TURNCO ENTERPRISES LLC | 66.25 | 0.006363620 | 0.42 |
| CONTRACT SUPERVISION | TURNCO ENTERPRISES LLC | 1,372.50 | 0.006363620 | 8.73 |
| CONTRACT SUPERVISION | TURNCO ENTERPRISES LLC | 66.25 | 0.006363620 | 0.42 |
| CONTRACT SUPERVISION | TURNCO ENTERPRISES LLC | 66.25 | 0.006363620 | 0.42 |
| CONTRACT SUPERVISION | TURNCO ENTERPRISES LLC | 1,601.25 | 0.006363620 | 10.19 |
| CONTRACT SUPERVISION | TURNCO ENTERPRISES LLC | 1,496.25 | 0.006363620 | 9.52 |
| CONTRACT SUPERVISION | TURNCO ENTERPRISES LLC | 129.75 | 0.006363620 | 0.83 |
| CONTRACT SUPERVISION | TURNCO ENTERPRISES LLC | 114.37 | 0.006363620 | 0.73 |
| CONTRACT SUPERVISION | TURNCO ENTERPRISES LLC | 1,685.25 | 0.006363620 | 10.72 |
| CONTRACT SUPERVISION | TURNCO ENTERPRISES LLC | 1,601.25 | 0.006363620 | 10.19 |
| CONTRACT SUPERVISION | D&H TRUCKING | 404.53 | 0.006363620 | 2.57 |
| EMISSIONS CONTROL EQUIPMENT MAINTENANCE | VAPROX LLC | 78.84 | 0.006363620 | 0.50 |
| EMISSIONS CONTROL EQUIPMENT MAINTENANCE | VAPROX LLC | 423.44 | 0.006363620 | 2.69 |
| EMISSIONS CONTROL EQUIPMENT MAINTENANCE | VAPROX LLC | 133.37 | 0.006363620 | 0.85 |
| EMISSIONS CONTROL EQUIPMENT MAINTENANCE | INGRAM PROFESSIONAL SERV | 3,279.57 | 0.006363620 | 20.87 |
| EMISSIONS CONTROL EQUIPMENT MAINTENANCE | WILBANKS TRUCKING SERVIC | 357.60 | 0.006363620 | 2.28 |
| EMISSIONS CONTROL EQUIPMENT MAINTENANCE | AUTOMATED WELLHEAD COM | 113.10 | 0.006363620 | 0.72 |
| EMISSIONS CONTROL EQUIPMENT MAINTENANCE | AUTOMATED WELLHEAD COM | 94.56 | 0.006363620 | 0.60 |
| EMISSIONS CONTROL EQUIPMENT MAINTENANCE | AUTOMATED WELLHEAD COM | 73.90 | 0.006363620 | 0.47 |
| EMISSIONS CONTROL EQUIPMENT MAINTENANCE | SCIENTIFIC AVIATION, INC | 125.63 | 0.006363620 | 0.80 |
| EMISSIONS CONTROL EQUIPMENT MAINTENANCE | SCIENTIFIC AVIATION, INC | 143.75 | 0.006363620 | 0.91 |
| ENVIRONMENTAL & REGULATORY COMPLIANCE | ECOTEST ENERGY SERVICES I | 450.32 | 0.006363620 | 2.87 |
| FUEL/ POWER / ELECTRICAL | XCEL ENERGY | 3,687.93 | 0.006363620 | 23.47 |
| GATHERING/TREATING/DEHYDRATION | MEWBOURNE OIL COMPANY-I | 38.01 | 0.006363620 | 0.24 |
| LEASE & FACILITY | MEWBOURNE OIL COMPANY | 206.25 | 0.006363620 | 1.31 |
| LEASE & FACILITY | MEWBOURNE OIL COMPANY | 206.25 | 0.006363620 | 1.31 |

09-01-2021

237

MEWBOURNE OIL COMPANY

Page 23

SIANA OIL & GAS CO, LLC
TOM M RAGSDALE
P O BOX 2246
CONROE, TX 77305

INVOICE NO.: 202108-28495

INVOICE DATE: 8-31-2021

OWNER: 035904-1

BILLING FOR: August 2021

| REFERENCE/DESCRIPTION OF CHARGES | | GROSS CHARGES | WORKING INTEREST | NET CHARGE |
|------------------------------------|---------------------------|---------------|------------------|------------|
| LEASE & FACILITY MAINTENANCE | KEYSTONE PUMP & SUPPLY LI | 134.34 | 0.006363620 | 0.85 |
| LEASE & FACILITY MAINTENANCE | KEYSTONE PUMP & SUPPLY LI | 45.73 | 0.006363620 | 0.29 |
| LEASE & FACILITY MAINTENANCE | STANDARD OIL FIELD SUPPLY | 22.25 | 0.006363620 | 0.14 |
| LEASE & FACILITY MAINTENANCE | JADE CONSTRUCTION LLC | 111.25 | 0.006363620 | 0.71 |
| LEASE & FACILITY MAINTENANCE | JADE CONSTRUCTION LLC | 445.02 | 0.006363620 | 2.83 |
| OVERHEAD-FIXED RATE | MEWBOURNE OIL COMPANY | 807.20 | 0.006363620 | 5.14 |
| PUMPING | MEWBOURNE OIL COMPANY | 900.00 | 0.006363620 | 5.73 |
| PUMPING | MEWBOURNE OIL COMPANY | 900.00 | 0.006363620 | 5.73 |
| RENTAL SERVICES | KODIAK GAS SERVICES LLC | 3,715.82 | 0.006363620 | 23.65 |
| SALT WATER DISPOSAL | MEWBOURNE OIL COMPANY | 29,044.88 | 0.006363620 | 184.83 |
| Total Lease Operating Expense Cost | | 57,191.37 | | 363.93 |

72186000-30 SUBTOTAL

57,191.37

363.93

PROPERTY 72186000 TOTAL

110,901.45

705.73

72186000PREPAYMENTS

-705.73

PROPERTY: 72310000 72310000-20 IBEX 15/10 BIPA FED COM 2H

Equipment Beyond Wellhead

| | | | | |
|--------------------------------------|--------------------------|-----------|-------------|------|
| ELECTRICAL INSTALLATIONS | INGRAM PROFESSIONAL SERV | 8,113.89 | 0.000539020 | 4.37 |
| ELECTRICAL INSTALLATIONS | INGRAM PROFESSIONAL SERV | 1,458.11 | 0.000539020 | 0.79 |
| ELECTRICAL INSTALLATIONS | INGRAM PROFESSIONAL SERV | 2,751.84 | 0.000539020 | 1.48 |
| Total Equipment Beyond Wellhead Cost | | 12,323.84 | | 6.64 |

72310000-20 SUBTOTAL

12,323.84

6.64

PROPERTY: 72310000 72310000-30 IBEX 15/10 BIPA FED COM 2H

Lease Operating Expense

| | | | | |
|---|---------------------------|----------|-------------|------|
| CHEMICALS-WATER TREATING | JACAM CATALYST LLC | 1,793.50 | 0.000539020 | 0.97 |
| CHEMICALS-WATER TREATING | JACAM CATALYST LLC | 448.38 | 0.000539020 | 0.24 |
| CHEMICALS-WATER TREATING | EPDI | 1,305.12 | 0.000539020 | 0.70 |
| CHEMICALS-WATER TREATING | EPDI | 225.02 | 0.000539020 | 0.12 |
| COMPANY SUPERVISION | MEWBOURNE OIL COMPANY | 1,300.00 | 0.000539020 | 0.70 |
| COMPANY SUPERVISION | MEWBOURNE OIL COMPANY | 2,600.00 | 0.000539020 | 1.40 |
| COMPANY SUPERVISION | MEWBOURNE OIL COMPANY | 650.00 | 0.000539020 | 0.35 |
| EMISSIONS CONTROL EQUIPMENT MAINTENANCE | K&S OILFIELD SUPPLIES LLC | 195.28 | 0.000539020 | 0.11 |
| EMISSIONS CONTROL EQUIPMENT MAINTENANCE | VAPROX LLC | 271.79 | 0.000539020 | 0.15 |
| EMISSIONS CONTROL EQUIPMENT MAINTENANCE | AUTOMATED WELLHEAD COM | 733.72 | 0.000539020 | 0.40 |
| EMISSIONS CONTROL EQUIPMENT MAINTENANCE | AUTOMATED WELLHEAD COM | 806.10 | 0.000539020 | 0.43 |
| EMISSIONS CONTROL EQUIPMENT MAINTENANCE | AUTOMATED WELLHEAD COM | 357.27 | 0.000539020 | 0.19 |
| EMISSIONS CONTROL EQUIPMENT MAINTENANCE | AUTOMATED WELLHEAD COM | 258.47 | 0.000539020 | 0.14 |
| FUEL/ POWER / ELECTRICAL | XCEL ENERGY | 5,015.70 | 0.000539020 | 2.70 |
| GATHERING/TREATING/DEHYDRATION | MEWBOURNE OIL COMPANY-I | 200.00 | 0.000539020 | 0.11 |
| LEASE & FACILITY | MEWBOURNE OIL COMPANY | 412.50 | 0.000539020 | 0.22 |
| LEASE & FACILITY | MEWBOURNE OIL COMPANY | 825.00 | 0.000539020 | 0.44 |

09-01-2021

238

MEWBOURNE OIL COMPANY

Page 24

SIANA OIL & GAS CO, LLC
TOM M RAGSDALE
P O BOX 2246
CONROE, TX 77305

INVOICE NO.: 202108-28495

INVOICE DATE: 8-31-2021

OWNER: 035904-1

BILLING FOR: August 2021

| REFERENCE/DESCRIPTION OF CHARGES | | GROSS CHARGES | WORKING INTEREST | NET CHARGE |
|----------------------------------|-----------------------------|------------------|---------------------|---------------|
| LEASE & FACILITY | MEWBOURNE OIL COMPANY | 206.25 | 0.000539020 | 0.11 |
| LEASE & FACILITY | MEWBOURNE OIL COMPANY | 272.25 | 0.000539020 | 0.15 |
| LEASE & FACILITY MAINTENANCE | GARNER PUMP & SUPPLY INC | 311.87 | 0.000539020 | 0.17 |
| LEASE & FACILITY MAINTENANCE | GARNER PUMP & SUPPLY INC | 244.07 | 0.000539020 | 0.13 |
| LEASE & FACILITY MAINTENANCE | MPS ENTERPRISES INC | 1,540.00 | 0.000539020 | 0.83 |
| LEASE & FACILITY MAINTENANCE | MPS ENTERPRISES INC | 85.55 | 0.000539020 | 0.05 |
| LEASE & FACILITY MAINTENANCE | MPS ENTERPRISES INC | 1,900.19 | 0.000539020 | 1.02 |
| LEASE & FACILITY MAINTENANCE | MPS ENTERPRISES INC | 320.17 | 0.000539020 | 0.17 |
| LEASE & FACILITY MAINTENANCE | L & E SERVICES LLC | 521.31 | 0.000539020 | 0.28 |
| LEASE & FACILITY MAINTENANCE | GUNS UP SERVICES | 1,766.80 | 0.000539020 | 0.95 |
| LEASE & FACILITY MAINTENANCE | INGRAM PROFESSIONAL SERV | 375.73 | 0.000539020 | 0.20 |
| LEASE & FACILITY MAINTENANCE | TRINITY OILFIELD SERVICES & | 31.65 | 0.000539020 | 0.02 |
| LEASE & FACILITY MAINTENANCE | TRINITY OILFIELD SERVICES & | 38.24 | 0.000539020 | 0.02 |
| LEASE & FACILITY MAINTENANCE | TRINITY OILFIELD SERVICES & | 39.56 | 0.000539020 | 0.02 |
| LEASE & FACILITY MAINTENANCE | TRINITY OILFIELD SERVICES & | 39.56 | 0.000539020 | 0.02 |
| LEASE & FACILITY MAINTENANCE | TRINITY OILFIELD SERVICES & | 39.56 | 0.000539020 | 0.02 |
| LEASE & FACILITY MAINTENANCE | TRINITY OILFIELD SERVICES & | 41.81 | 0.000539020 | 0.02 |
| LEASE & FACILITY MAINTENANCE | TRINITY OILFIELD SERVICES & | 39.56 | 0.000539020 | 0.02 |
| LEASE & FACILITY MAINTENANCE | TRINITY OILFIELD SERVICES & | 40.87 | 0.000539020 | 0.02 |
| LEASE & FACILITY MAINTENANCE | TRINITY OILFIELD SERVICES & | 36.92 | 0.000539020 | 0.02 |
| LEASE & FACILITY MAINTENANCE | TRINITY OILFIELD SERVICES & | 34.28 | 0.000539020 | 0.02 |
| LEASE & FACILITY MAINTENANCE | TRINITY OILFIELD SERVICES & | 215.06 | 0.000539020 | 0.12 |
| LEASE & FACILITY MAINTENANCE | TRINITY OILFIELD SERVICES & | 17.14 | 0.000539020 | 0.01 |
| LEASE & FACILITY MAINTENANCE | NOVA TRUCKING LLC | 607.68 | 0.000539020 | 0.33 |
| LEASE & FACILITY MAINTENANCE | EP&S LLC | 103.22 | 0.000539020 | 0.06 |
| LEASE & FACILITY MAINTENANCE | EP&S LLC | 150.60 | 0.000539020 | 0.08 |
| LEASE & FACILITY MAINTENANCE | EP&S LLC | 1,931.36 | 0.000539020 | 1.04 |
| LEASE & FACILITY MAINTENANCE | JES ENERGY LLC | 33.90 | 0.000539020 | 0.02 |
| LEASE & FACILITY MAINTENANCE | JES ENERGY LLC | 39.56 | 0.000539020 | 0.02 |
| LEASE & FACILITY MAINTENANCE | SARGE TRUCKING SERVICES, : | 24.50 | 0.000539020 | 0.01 |
| LEASE & FACILITY MAINTENANCE | SARGE TRUCKING SERVICES, : | 11.52 | 0.000539020 | 0.01 |
| MISCELLANEOUS EQUIPMENT RENTAL | MEWBOURNE OIL COMPANY | 243.04 | 0.000539020 | 0.13 |
| OVERHEAD-FIXED RATE | MEWBOURNE OIL COMPANY | 889.09 | 0.000539020 | 0.48 |
| PRIME MOVER / PUMP MAINTENANCE | HR COMPRESSION & SERVICE: | 934.91 | 0.000539020 | 0.50 |
| PRIME MOVER / PUMP MAINTENANCE | HR COMPRESSION & SERVICE: | 1,006.73 | 0.000539020 | 0.54 |
| PRIME MOVER / PUMP MAINTENANCE | HR COMPRESSION & SERVICE: | 454.62 | 0.000539020 | 0.25 |
| PUMPING | MEWBOURNE OIL COMPANY | 900.00 | 0.000539020 | 0.49 |
| PUMPING | MEWBOURNE OIL COMPANY | 900.00 | 0.000539020 | 0.49 |
| RENTAL SERVICES | TOTAL OPERATIONS & PRODU | 4,874.08 | 0.000539020 | 2.63 |
| SALT WATER DISPOSAL | TRINITY OILFIELD SERVICES & | 199.40 | 0.000539020 | 0.11 |
| SALT WATER DISPOSAL | OWL SWD OPERATING LLC | 7,352.61 | 0.000539020 | 3.96 |
| SALT WATER DISPOSAL | NGL WATER SOLUTIONS PERM | 14,519.46 | 0.000539020 | 7.83 |

09-01-2021

239

MEWBOURNE OIL COMPANY

Page 25

SIANA OIL & GAS CO, LLC
TOM M RAGSDALE
P O BOX 2246
CONROE, TX 77305

INVOICE NO.: 202108-28495

INVOICE DATE: 8-31-2021

OWNER: 035904-1

BILLING FOR: August 2021

| REFERENCE/DESCRIPTION OF CHARGES | | GROSS CHARGES | WORKING INTEREST | NET CHARGE |
|---|---------------------------|------------------|---------------------|---------------|
| SALT WATER DISPOSAL | NGL WATER SOLUTIONS PERM | 27.43 | 0.000539020 | 0.01 |
| SALT WATER DISPOSAL | JES ENERGY LLC | 5,103.57 | 0.000539020 | 2.75 |
| SALT WATER DISPOSAL | JES ENERGY LLC | 4,182.55 | 0.000539020 | 2.25 |
| SALT WATER DISPOSAL | JES ENERGY LLC | 3,560.63 | 0.000539020 | 1.92 |
| SALT WATER DISPOSAL | JES ENERGY LLC | 6,670.24 | 0.000539020 | 3.60 |
| SALT WATER DISPOSAL | JES ENERGY LLC | 3,062.14 | 0.000539020 | 1.65 |
| SITE RESTORATION & EXCAVATION | R360 ENVIRONMENTAL SOLU1 | 58.02 | 0.000539020 | 0.03 |
| SITE RESTORATION & EXCAVATION | SUNDANCE SERVICES WEST IN | 360.57 | 0.000539020 | 0.19 |
| SITE RESTORATION & EXCAVATION | SUNDANCE SERVICES WEST IN | 36.05 | 0.000539020 | 0.02 |
| Total Lease Operating Expense Cost | | 83,793.73 | | 45.16 |
| 72310000-30 SUBTOTAL | | 83,793.73 | 45.16 | |
| PROPERTY 72310000 TOTAL | | 96,117.57 | 51.80 | |
| PROPERTY: 72580000 72580000-30 OXY BYPASS 16 STATE 1 | | | | |
| <u>Lease Operating Expense</u> | | | | |
| COMPANY SUPERVISION | MEWBOURNE OIL COMPANY | 72.99 | 0.126000000 | 9.19 |
| Total Lease Operating Expense Cost | | 72.99 | | 9.19 |
| 72580000-30 SUBTOTAL | | 72.99 | 9.19 | |
| PROPERTY 72580000 TOTAL | | 72.99 | 9.19 | |

09-01-2021

240

Page 1

MEWBOURNE OIL COMPANY

MEWBOURNE OIL COMPANY
P O BOX 7698
TYLER, TX 75711-7698

SIANA OIL & GAS CO, LLC
TOM M RAGSDALE
P O BOX 2246
CONROE, TX 77305

INVOICE NO.: 202109-00749
INVOICE DATE: 9-30-2021
OWNER: 035904-1
BILLING FOR: September 2021

BALANCE FORWARD**-305,323.68**

| CURRENT PERIOD ADJUSTMENT | | | | AMOUNT |
|---|----------|------------|--------------|---------------------|
| | | | | 0.00 |
| CURRENT CHARGES | | GROSS | INTEREST | NET |
| 62390000 - PRONGHORN 15 B3BO FED COM 1H | TIER: 30 | 29,177.72 | 0.0683747500 | 1,995.02 |
| 62391000 - PRONGHORN 15 B3CN FED COM 1H | TIER: 30 | 29,944.31 | 0.0683747500 | 2,047.44 |
| 62392000 - PRONGHORN 15 B3DM FED COM 1H | TIER: 30 | 25,723.02 | 0.0683747500 | 1,758.86 |
| 62774000 - IBEX 10 B3MD FED COM 1H | TIER: 30 | 32,203.55 | 0.0527536400 | 1,698.84 |
| 62775000 - IBEX 10 B3NC FED COM 1H | TIER: 30 | 28,881.36 | 0.0527536400 | 1,523.58 |
| 62776000 - IBEX 10 B3OB FED COM 1H | TIER: 30 | 23,854.61 | 0.0322507100 | 769.32 |
| 62906000 - GAZELLE 22 B2MD FED COM 2H | TIER: 30 | 31,970.42 | 0.1969919400 | 6,297.94 |
| 62915000 - CREEDENCE 21/16 W0ED ST COM 2H | TIER: 10 | 118.59 | 0.0063636200 | 0.76 |
| 62915000 - CREEDENCE 21/16 W0ED ST COM 2H | TIER: 20 | -14,420.25 | 0.0063636200 | -91.76 |
| 62915000 - CREEDENCE 21/16 W0ED ST COM 2H | TIER: 30 | 54,448.24 | 0.0063636200 | 346.50 |
| 62916000 - CREEDENCE 21/16 W1ED ST COM 1H | TIER: 30 | 77,693.39 | 0.0063636200 | 494.42 |
| 62948000 - INLAND 26/23 B2PI STATE COM 1H | TIER: 20 | -307.94 | 0.1000000000 | -30.79 |
| 62948000 - INLAND 26/23 B2PI STATE COM 1H | TIER: 30 | 57,051.68 | 0.1000000000 | 5,705.16 |
| 62958000 - GAZELLE 22 B3MD FED COM 1H | TIER: 30 | 29,248.56 | 0.1969919400 | 5,761.77 |
| 72076000 - INLAND 26/23 B2OJ STATE COM 1H | TIER: 10 | -5,838.23 | 0.1000000000 | -583.82 |
| 72076000 - INLAND 26/23 B2OJ STATE COM 1H | TIER: 20 | 550.99 | 0.1000000000 | 55.10 |
| 72076000 - INLAND 26/23 B2OJ STATE COM 1H | TIER: 30 | 38,488.21 | 0.1000000000 | 3,848.81 |
| 72185000 - CREEDENCE 21/16 W0FC ST COM 4H | TIER: 20 | -15,000.00 | 0.0063636200 | -95.45 |
| 72185000 - CREEDENCE 21/16 W0FC ST COM 4H | TIER: 30 | 69,753.85 | 0.0063636200 | 443.88 |
| 72186000 - CREEDENCE 21/16 W1FC ST COM 3H | TIER: 20 | -15,000.00 | 0.0063636200 | -95.45 |
| 72186000 - CREEDENCE 21/16 W1FC ST COM 3H | TIER: 30 | 54,506.21 | 0.0063636200 | 346.85 |
| 72310000 - IBEX 15/10 B1PA FED COM 2H | TIER: 30 | 124,432.25 | 0.0005390200 | 67.06 |
| 72580000 - OXY BYPASS 16 STATE 1 | TIER: 30 | 56.15 | 0.1260000000 | 7.07 |
| TOTAL CURRENT CHARGES | | 657,536.69 | | 32,271.11 |
| APPLIED ADVANCES | | | | |
| 72185000 - CREEDENCE 21/16 W0FC ST COM 4H | | | | -348.43 |
| 72186000 - CREEDENCE 21/16 W1FC ST COM 3H | | | | -251.40 |
| APPLIED ADVANCES TOTAL | | | | -599.83 |
| INVOICE TOTAL | | | | 31,671.28 |
| OUTSTANDING BALANCE | | | | (273,652.40) |

09-30-2021

241

MEWBOURNE OIL COMPANY

Page 2

SIANA OIL & GAS CO, LLC
TOM M RAGSDALE
P O BOX 2246
CONROE, TX 77305

INVOICE NO.: 202109-00749
INVOICE DATE: 9-30-2021
OWNER: 035904-1
BILLING FOR: September 2021

PLEASE INDICATE INVOICE# 202109-00749
AND ACCOUNT# 035904-1
ON REMITTANCE
PAYMENT DUE 15 DAYS AFTER RECEIPT OF INVOICE PAYABLE IN US DOLLARS

FOR INQUIRIES, PLEASE CONTACT (903) 561-2900

Netted Owner

MEWBOURNE OIL COMPANY

Page 3

SIANA OIL & GAS CO, LLC
TOM M RAGSDALE
P O BOX 2246
CONROE, TX 77305

INVOICE NO.: 202109-00749
INVOICE DATE: 9-30-2021
OWNER: 035904-1
BILLING FOR: September 2021

| REFERENCE/DESCRIPTION OF CHARGES | | GROSS CHARGES | WORKING INTEREST | NET CHARGE |
|--|----------------------------|------------------|---------------------|-----------------|
| PROPERTY: 62390000 62390000-30 PRONGHORN 15 B3BO FED COM 1H | | | | |
| <u>Lease Operating Expense</u> | | | | |
| AUTOMATION MAINTENANCE | AMERICAN MILLENNIUM COR | 26.10 | 0.068374750 | 1.79 |
| CHEMICALS-WATER TREATING | JACAM CATALYST LLC | 448.38 | 0.068374750 | 30.66 |
| COMPANY SUPERVISION | MEWBOURNE OIL COMPANY | 1,400.00 | 0.068374750 | 95.73 |
| COMPANY SUPERVISION | MEWBOURNE OIL COMPANY | 1,400.00 | 0.068374750 | 95.73 |
| FUEL/ POWER / ELECTRICAL | XCEL ENERGY | 3,315.05 | 0.068374750 | 226.66 |
| FUEL/ POWER / ELECTRICAL | XCEL ENERGY | 1.06 | 0.068374750 | 0.07 |
| LEASE & FACILITY | MEWBOURNE OIL COMPANY | 425.00 | 0.068374750 | 29.06 |
| LEASE & FACILITY MAINTENANCE | GARNER PUMP & SUPPLY INC | 248.86 | 0.068374750 | 17.01 |
| LEASE & FACILITY MAINTENANCE | GARNER PUMP & SUPPLY INC | 11.45 | 0.068374750 | 0.78 |
| LEASE & FACILITY MAINTENANCE | GARNER PUMP & SUPPLY INC | 444.93 | 0.068374750 | 30.42 |
| LEASE & FACILITY MAINTENANCE | MPS ENTERPRISES INC | 2,450.78 | 0.068374750 | 167.57 |
| LEASE & FACILITY MAINTENANCE | MPS ENTERPRISES INC | 2,638.07 | 0.068374750 | 180.38 |
| LEASE & FACILITY MAINTENANCE | MPS ENTERPRISES INC | 495.49 | 0.068374750 | 33.88 |
| LEASE & FACILITY MAINTENANCE | TURNCO ENTERPRISES LLC | 26.25 | 0.068374750 | 1.80 |
| LEASE & FACILITY MAINTENANCE | TURNCO ENTERPRISES LLC | 25.20 | 0.068374750 | 1.72 |
| LEASE & FACILITY MAINTENANCE | TURNCO ENTERPRISES LLC | 210.00 | 0.068374750 | 14.36 |
| LEASE & FACILITY MAINTENANCE | TURNCO ENTERPRISES LLC | 22.50 | 0.068374750 | 1.54 |
| LEASE & FACILITY MAINTENANCE | TURNCO ENTERPRISES LLC | 26.25 | 0.068374750 | 1.80 |
| LEASE & FACILITY MAINTENANCE | TURNCO ENTERPRISES LLC | 22.50 | 0.068374750 | 1.54 |
| LEASE & FACILITY MAINTENANCE | INGRAM PROFESSIONAL SERV | 29.01 | 0.068374750 | 1.98 |
| LEASE & FACILITY MAINTENANCE | INGRAM PROFESSIONAL SERV | 161.16 | 0.068374750 | 11.02 |
| LEASE & FACILITY MAINTENANCE | TNT SPECIALTIES DBA TNT OI | 81.83 | 0.068374750 | 5.60 |
| MISCELLANEOUS EQUIPMENT RENTAL | MEWBOURNE OIL COMPANY | 243.04 | 0.068374750 | 16.62 |
| OVERHEAD-FIXED RATE | MEWBOURNE OIL COMPANY | 864.00 | 0.068374750 | 59.08 |
| PRIME MOVER / PUMP MAINTENANCE | WILDCAT PUMP & ENGINE REI | 42.32 | 0.068374750 | 2.89 |
| PUMPING | MEWBOURNE OIL COMPANY | 875.00 | 0.068374750 | 59.83 |
| PUMPING | MEWBOURNE OIL COMPANY | 437.50 | 0.068374750 | 29.91 |
| RENTAL SERVICES | GRAVITY OILFIELD SERVICES | 23.46 | 0.068374750 | 1.60 |
| RENTAL SERVICES | TOTAL OPERATIONS & PRODU | 5,086.00 | 0.068374750 | 347.75 |
| SALT WATER DISPOSAL | OWL SWD OPERATING LLC | 428.64 | 0.068374750 | 29.31 |
| SALT WATER DISPOSAL | OWL SWD OPERATING LLC | 8.96 | 0.068374750 | 0.61 |
| SALT WATER DISPOSAL | NGL WATER SOLUTIONS PERM | 3,718.22 | 0.068374750 | 254.23 |
| SALT WATER DISPOSAL | NGL WATER SOLUTIONS PERM | 3,540.71 | 0.068374750 | 242.09 |
| Total Lease Operating Expense Cost | | 29,177.72 | | 1,995.02 |
| 62390000-30 SUBTOTAL | | 29,177.72 | | 1,995.02 |
| PROPERTY 62390000 TOTAL | | 29,177.72 | | 1,995.02 |

PROPERTY: 62391000 62391000-30 PRONGHORN 15 B3CN FED COM 1HLease Operating Expense

| | | | | |
|--------------------------|--------------------|--------|-------------|-------|
| CHEMICALS-WATER TREATING | JACAM CATALYST LLC | 448.38 | 0.068374750 | 30.66 |
|--------------------------|--------------------|--------|-------------|-------|

09-30-2021

243

MEWBOURNE OIL COMPANY

Page 4

SIANA OIL & GAS CO, LLC
TOM M RAGSDALE
P O BOX 2246
CONROE, TX 77305

INVOICE NO.: 202109-00749
INVOICE DATE: 9-30-2021
OWNER: 035904-1
BILLING FOR: September 2021

| REFERENCE/DESCRIPTION OF CHARGES | | GROSS CHARGES | WORKING INTEREST | NET CHARGE |
|----------------------------------|-----------------------------|------------------|---------------------|---------------|
| CHEMICALS-WATER TREATING | JACAM CATALYST LLC | 448.38 | 0.068374750 | 30.66 |
| COMPANY SUPERVISION | MEWBOURNE OIL COMPANY | 1,400.00 | 0.068374750 | 95.72 |
| COMPANY SUPERVISION | MEWBOURNE OIL COMPANY | 1,400.00 | 0.068374750 | 95.72 |
| FUEL/ POWER / ELECTRICAL | XCEL ENERGY | 705.97 | 0.068374750 | 48.27 |
| FUEL/ POWER / ELECTRICAL | XCEL ENERGY | 1.09 | 0.068374750 | 0.07 |
| LEASE & FACILITY | MEWBOURNE OIL COMPANY | 289.00 | 0.068374750 | 19.76 |
| LEASE & FACILITY MAINTENANCE | GARNER PUMP & SUPPLY INC | 11.45 | 0.068374750 | 0.78 |
| LEASE & FACILITY MAINTENANCE | MPS ENTERPRISES INC | 800.26 | 0.068374750 | 54.72 |
| LEASE & FACILITY MAINTENANCE | MPS ENTERPRISES INC | 861.41 | 0.068374750 | 58.90 |
| LEASE & FACILITY MAINTENANCE | MPS ENTERPRISES INC | 161.79 | 0.068374750 | 11.06 |
| LEASE & FACILITY MAINTENANCE | TURNCO ENTERPRISES LLC | 262.50 | 0.068374750 | 17.95 |
| LEASE & FACILITY MAINTENANCE | TURNCO ENTERPRISES LLC | 105.00 | 0.068374750 | 7.18 |
| LEASE & FACILITY MAINTENANCE | TURNCO ENTERPRISES LLC | 210.00 | 0.068374750 | 14.36 |
| LEASE & FACILITY MAINTENANCE | TURNCO ENTERPRISES LLC | 26.25 | 0.068374750 | 1.79 |
| LEASE & FACILITY MAINTENANCE | TURNCO ENTERPRISES LLC | 7.98 | 0.068374750 | 0.55 |
| LEASE & FACILITY MAINTENANCE | TURNCO ENTERPRISES LLC | 210.00 | 0.068374750 | 14.36 |
| LEASE & FACILITY MAINTENANCE | TURNCO ENTERPRISES LLC | 22.50 | 0.068374750 | 1.54 |
| LEASE & FACILITY MAINTENANCE | TURNCO ENTERPRISES LLC | 26.25 | 0.068374750 | 1.79 |
| LEASE & FACILITY MAINTENANCE | TURNCO ENTERPRISES LLC | 22.50 | 0.068374750 | 1.54 |
| LEASE & FACILITY MAINTENANCE | INGRAM PROFESSIONAL SERV | 9.18 | 0.068374750 | 0.63 |
| LEASE & FACILITY MAINTENANCE | TRINITY OILFIELD SERVICES & | 313.86 | 0.068374750 | 21.46 |
| LEASE & FACILITY MAINTENANCE | TRINITY OILFIELD SERVICES & | 553.87 | 0.068374750 | 37.87 |
| LEASE & FACILITY MAINTENANCE | TRINITY OILFIELD SERVICES & | 184.62 | 0.068374750 | 12.62 |
| LEASE & FACILITY MAINTENANCE | H-M TRUCKING LLC | 825.40 | 0.068374750 | 56.44 |
| LEASE & FACILITY MAINTENANCE | H-M TRUCKING LLC | 641.98 | 0.068374750 | 43.90 |
| LEASE & FACILITY MAINTENANCE | H-M TRUCKING LLC | 641.98 | 0.068374750 | 43.90 |
| LEASE & FACILITY MAINTENANCE | TNT SPECIALTIES DBA TNT OI | 26.72 | 0.068374750 | 1.83 |
| LEASE & FACILITY MAINTENANCE | AM OILFIELD SERVICE, LLC | 785.07 | 0.068374750 | 53.68 |
| LEASE & FACILITY MAINTENANCE | AM OILFIELD SERVICE, LLC | 810.69 | 0.068374750 | 55.43 |
| LEASE & FACILITY MAINTENANCE | AM OILFIELD SERVICE, LLC | 678.25 | 0.068374750 | 46.37 |
| MISCELLANEOUS EQUIPMENT RENTAL | MEWBOURNE OIL COMPANY | 243.04 | 0.068374750 | 16.62 |
| MISCELLANEOUS EQUIPMENT RENTAL | TRINITY OILFIELD SERVICES & | 548.60 | 0.068374750 | 37.51 |
| OVERHEAD-FIXED RATE | MEWBOURNE OIL COMPANY | 864.00 | 0.068374750 | 59.08 |
| PRIME MOVER / PUMP MAINTENANCE | WILDCAT PUMP & ENGINE REI | 42.33 | 0.068374750 | 2.89 |
| PUMPING | MEWBOURNE OIL COMPANY | 875.00 | 0.068374750 | 59.83 |
| PUMPING | MEWBOURNE OIL COMPANY | 218.75 | 0.068374750 | 14.96 |
| RENTAL SERVICES | KODIAK GAS SERVICES LLC | 6,012.51 | 0.068374750 | 411.10 |
| RENTAL SERVICES | GRAVITY OILFIELD SERVICES | 23.46 | 0.068374750 | 1.61 |
| SALT WATER DISPOSAL | OWL SWD OPERATING LLC | 415.95 | 0.068374750 | 28.44 |
| SALT WATER DISPOSAL | OWL SWD OPERATING LLC | 2.92 | 0.068374750 | 0.20 |
| SALT WATER DISPOSAL | NGL WATER SOLUTIONS PERM | 3,718.22 | 0.068374750 | 254.23 |
| SALT WATER DISPOSAL | NGL WATER SOLUTIONS PERM | 3,540.71 | 0.068374750 | 242.09 |

09-30-2021

244

MEWBOURNE OIL COMPANY

Page 5

SIANA OIL & GAS CO, LLC
TOM M RAGSDALE
P O BOX 2246
CONROE, TX 77305

INVOICE NO.: 202109-00749
INVOICE DATE: 9-30-2021
OWNER: 035904-1
BILLING FOR: September 2021

| REFERENCE/DESCRIPTION OF CHARGES | | GROSS CHARGES | WORKING INTEREST | NET CHARGE |
|--|-----------------------------|------------------|------------------|------------|
| SITE RESTORATION & EXCAVATION | R360 ENVIRONMENTAL SOLUT | 546.49 | 0.068374750 | 37.37 |
| Total Lease Operating Expense Cost | | 29,944.31 | | 2,047.44 |
| 62391000-30 SUBTOTAL | | 29,944.31 | 2,047.44 | |
| PROPERTY 62391000 TOTAL | | 29,944.31 | 2,047.44 | |
| PROPERTY: 62392000 62392000-30 PRONGHORN 15 B3DM FED COM 1H | | | | |
| <u>Lease Operating Expense</u> | | | | |
| CHEMICALS-WATER TREATING | JACAM CATALYST LLC | 448.38 | 0.068374750 | 30.66 |
| FUEL/ POWER / ELECTRICAL | XCEL ENERGY | 3,146.79 | 0.068374750 | 215.16 |
| FUEL/ POWER / ELECTRICAL | XCEL ENERGY | 0.84 | 0.068374750 | 0.06 |
| LEASE & FACILITY | MEWBOURNE OIL COMPANY | 850.00 | 0.068374750 | 58.12 |
| LEASE & FACILITY MAINTENANCE | GARNER PUMP & SUPPLY INC | 11.45 | 0.068374750 | 0.78 |
| LEASE & FACILITY MAINTENANCE | MPS ENTERPRISES INC | 750.24 | 0.068374750 | 51.30 |
| LEASE & FACILITY MAINTENANCE | MPS ENTERPRISES INC | 807.57 | 0.068374750 | 55.22 |
| LEASE & FACILITY MAINTENANCE | MPS ENTERPRISES INC | 151.68 | 0.068374750 | 10.37 |
| LEASE & FACILITY MAINTENANCE | TURNCO ENTERPRISES LLC | 420.00 | 0.068374750 | 28.72 |
| LEASE & FACILITY MAINTENANCE | TURNCO ENTERPRISES LLC | 420.00 | 0.068374750 | 28.72 |
| LEASE & FACILITY MAINTENANCE | TURNCO ENTERPRISES LLC | 262.50 | 0.068374750 | 17.95 |
| LEASE & FACILITY MAINTENANCE | TURNCO ENTERPRISES LLC | 105.00 | 0.068374750 | 7.18 |
| LEASE & FACILITY MAINTENANCE | TURNCO ENTERPRISES LLC | 210.00 | 0.068374750 | 14.36 |
| LEASE & FACILITY MAINTENANCE | TURNCO ENTERPRISES LLC | 26.25 | 0.068374750 | 1.80 |
| LEASE & FACILITY MAINTENANCE | TURNCO ENTERPRISES LLC | 7.98 | 0.068374750 | 0.54 |
| LEASE & FACILITY MAINTENANCE | TURNCO ENTERPRISES LLC | 210.00 | 0.068374750 | 14.36 |
| LEASE & FACILITY MAINTENANCE | TURNCO ENTERPRISES LLC | 22.50 | 0.068374750 | 1.54 |
| LEASE & FACILITY MAINTENANCE | TURNCO ENTERPRISES LLC | 26.25 | 0.068374750 | 1.80 |
| LEASE & FACILITY MAINTENANCE | TURNCO ENTERPRISES LLC | 22.50 | 0.068374750 | 1.54 |
| LEASE & FACILITY MAINTENANCE | INGRAM PROFESSIONAL SERV | 9.18 | 0.068374750 | 0.63 |
| LEASE & FACILITY MAINTENANCE | TRINITY OILFIELD SERVICES & | 313.87 | 0.068374750 | 21.46 |
| LEASE & FACILITY MAINTENANCE | TRINITY OILFIELD SERVICES & | 553.88 | 0.068374750 | 37.87 |
| LEASE & FACILITY MAINTENANCE | TRINITY OILFIELD SERVICES & | 184.63 | 0.068374750 | 12.62 |
| LEASE & FACILITY MAINTENANCE | H-M TRUCKING LLC | 825.41 | 0.068374750 | 56.44 |
| LEASE & FACILITY MAINTENANCE | H-M TRUCKING LLC | 641.98 | 0.068374750 | 43.90 |
| LEASE & FACILITY MAINTENANCE | H-M TRUCKING LLC | 641.98 | 0.068374750 | 43.90 |
| LEASE & FACILITY MAINTENANCE | TNT SPECIALTIES DBA TNT OI | 25.05 | 0.068374750 | 1.71 |
| LEASE & FACILITY MAINTENANCE | AM OILFIELD SERVICE, LLC | 785.08 | 0.068374750 | 53.68 |
| LEASE & FACILITY MAINTENANCE | AM OILFIELD SERVICE, LLC | 810.72 | 0.068374750 | 55.43 |
| LEASE & FACILITY MAINTENANCE | AM OILFIELD SERVICE, LLC | 678.27 | 0.068374750 | 46.38 |
| MISCELLANEOUS EQUIPMENT RENTAL | MEWBOURNE OIL COMPANY | 243.04 | 0.068374750 | 16.62 |
| MISCELLANEOUS EQUIPMENT RENTAL | TRINITY OILFIELD SERVICES & | 548.60 | 0.068374750 | 37.51 |
| OVERHEAD-FIXED RATE | MEWBOURNE OIL COMPANY | 864.03 | 0.068374750 | 59.08 |
| PRIME MOVER / PUMP MAINTENANCE | WILDCAT PUMP & ENGINE REI | 42.32 | 0.068374750 | 2.89 |
| PUMPING | MEWBOURNE OIL COMPANY | 875.00 | 0.068374750 | 59.83 |

09-30-2021

245

MEWBOURNE OIL COMPANY

Page 6

SIANA OIL & GAS CO, LLC
TOM M RAGSDALE
P O BOX 2246
CONROE, TX 77305

INVOICE NO.: 202109-00749
INVOICE DATE: 9-30-2021
OWNER: 035904-1
BILLING FOR: September 2021

| REFERENCE/DESCRIPTION OF CHARGES | | GROSS CHARGES | WORKING INTEREST | NET CHARGE |
|--|----------------------------|---------------|------------------|------------|
| PUMPING | MEWBOURNE OIL COMPANY | 218.75 | 0.068374750 | 14.96 |
| RENTAL SERVICES | GRAVITY OILFIELD SERVICES | 23.46 | 0.068374750 | 1.61 |
| RENTAL SERVICES | TOTAL OPERATIONS & PRODU | 5,086.00 | 0.068374750 | 347.75 |
| SALT WATER DISPOSAL | OWL SWD OPERATING LLC | 273.15 | 0.068374750 | 18.68 |
| SALT WATER DISPOSAL | OWL SWD OPERATING LLC | 2.74 | 0.068374750 | 0.19 |
| SALT WATER DISPOSAL | NGL WATER SOLUTIONS PERM | 1,859.11 | 0.068374750 | 127.12 |
| SALT WATER DISPOSAL | NGL WATER SOLUTIONS PERM | 1,770.35 | 0.068374750 | 121.05 |
| SITE RESTORATION & EXCAVATION | R360 ENVIRONMENTAL SOLUT | 546.49 | 0.068374750 | 37.37 |
| Total Lease Operating Expense Cost | | 25,723.02 | | 1,758.86 |
| 62392000-30 SUBTOTAL | | 25,723.02 | | 1,758.86 |
| PROPERTY 62392000 TOTAL | | 25,723.02 | | 1,758.86 |
| PROPERTY: 62774000 62774000-30 IBEX 10 B3MD FED COM 1H | | | | |
| Lease Operating Expense | | | | |
| AUTOMATION MAINTENANCE | AMERICAN MILLENNIUM COR | 28.37 | 0.052753640 | 1.50 |
| CHEMICALS-WATER TREATING | JACAM CATALYST LLC | 448.38 | 0.052753640 | 23.65 |
| CHEMICALS-WATER TREATING | JACAM CATALYST LLC | 448.38 | 0.052753640 | 23.65 |
| COMPANY SUPERVISION | MEWBOURNE OIL COMPANY | 1,400.00 | 0.052753640 | 73.86 |
| FUEL/ POWER / ELECTRICAL | XCEL ENERGY | 1,162.14 | 0.052753640 | 61.31 |
| FUEL/ POWER / ELECTRICAL | XCEL ENERGY | 2.06 | 0.052753640 | 0.11 |
| LEASE & FACILITY MAINTENANCE | GARNER PUMP & SUPPLY INC | 11.45 | 0.052753640 | 0.60 |
| LEASE & FACILITY MAINTENANCE | MPS ENTERPRISES INC | 1,450.46 | 0.052753640 | 76.52 |
| LEASE & FACILITY MAINTENANCE | MPS ENTERPRISES INC | 1,561.31 | 0.052753640 | 82.37 |
| LEASE & FACILITY MAINTENANCE | MPS ENTERPRISES INC | 293.25 | 0.052753640 | 15.47 |
| LEASE & FACILITY MAINTENANCE | TURNCO ENTERPRISES LLC | 26.25 | 0.052753640 | 1.38 |
| LEASE & FACILITY MAINTENANCE | TURNCO ENTERPRISES LLC | 14.70 | 0.052753640 | 0.77 |
| LEASE & FACILITY MAINTENANCE | TURNCO ENTERPRISES LLC | 22.50 | 0.052753640 | 1.19 |
| LEASE & FACILITY MAINTENANCE | TURNCO ENTERPRISES LLC | 26.25 | 0.052753640 | 1.38 |
| LEASE & FACILITY MAINTENANCE | TURNCO ENTERPRISES LLC | 22.50 | 0.052753640 | 1.19 |
| LEASE & FACILITY MAINTENANCE | INGRAM PROFESSIONAL SERV | 16.92 | 0.052753640 | 0.89 |
| LEASE & FACILITY MAINTENANCE | TNT SPECIALTIES DBA TNT OI | 48.43 | 0.052753640 | 2.55 |
| MISCELLANEOUS EQUIPMENT RENTAL | MEWBOURNE OIL COMPANY | 243.04 | 0.052753640 | 12.82 |
| OVERHEAD-FIXED RATE | MEWBOURNE OIL COMPANY | 889.09 | 0.052753640 | 46.90 |
| PRIME MOVER / PUMP MAINTENANCE | HR COMPRESSION & SERVICE | 2,401.71 | 0.052753640 | 126.70 |
| PRIME MOVER / PUMP MAINTENANCE | HR COMPRESSION & SERVICE | 768.45 | 0.052753640 | 40.54 |
| PRIME MOVER / PUMP MAINTENANCE | WILDCAT PUMP & ENGINE REI | 42.34 | 0.052753640 | 2.23 |
| PUMPING | MEWBOURNE OIL COMPANY | 875.00 | 0.052753640 | 46.16 |
| PUMPING | MEWBOURNE OIL COMPANY | 437.50 | 0.052753640 | 23.08 |
| RENTAL SERVICES | SERVICE COMPRESSION LLC | 4,503.23 | 0.052753640 | 237.56 |
| RENTAL SERVICES | GRAVITY OILFIELD SERVICES | 23.46 | 0.052753640 | 1.24 |
| SALT WATER DISPOSAL | OWL SWD OPERATING LLC | 513.20 | 0.052753640 | 27.07 |
| SALT WATER DISPOSAL | OWL SWD OPERATING LLC | 5.31 | 0.052753640 | 0.28 |

09-30-2021

246

MEWBOURNE OIL COMPANY

Page 7

SIANA OIL & GAS CO, LLC
TOM M RAGSDALE
P O BOX 2246
CONROE, TX 77305

INVOICE NO.: 202109-00749
INVOICE DATE: 9-30-2021
OWNER: 035904-1
BILLING FOR: September 2021

| REFERENCE/DESCRIPTION OF CHARGES | | GROSS CHARGES | WORKING INTEREST | NET CHARGE |
|---|----------------------------|------------------|------------------|------------|
| SALT WATER DISPOSAL | NGL WATER SOLUTIONS PERM | 7,436.45 | 0.052753640 | 392.30 |
| SALT WATER DISPOSAL | NGL WATER SOLUTIONS PERM | 7,081.42 | 0.052753640 | 373.57 |
| Total Lease Operating Expense Cost | | 32,203.55 | | 1,698.84 |
| 62774000-30 SUBTOTAL | | 32,203.55 | 1,698.84 | |
| PROPERTY 62774000 TOTAL | | 32,203.55 | 1,698.84 | |
| PROPERTY: 62775000 62775000-30 IBEX 10 B3NC FED COM 1H | | | | |
| <u>Lease Operating Expense</u> | | | | |
| AUTOMATION MAINTENANCE | AMERICAN MILLENNIUM COR | 28.37 | 0.052753640 | 1.50 |
| CHEMICALS-WATER TREATING | JACAM CATALYST LLC | 448.38 | 0.052753640 | 23.65 |
| CHEMICALS-WATER TREATING | JACAM CATALYST LLC | 448.38 | 0.052753640 | 23.65 |
| FUEL/ POWER / ELECTRICAL | XCEL ENERGY | 1,283.03 | 0.052753640 | 67.68 |
| FUEL/ POWER / ELECTRICAL | XCEL ENERGY | 1.67 | 0.052753640 | 0.09 |
| LEASE & FACILITY | MEWBOURNE OIL COMPANY | 425.00 | 0.052753640 | 22.42 |
| LEASE & FACILITY MAINTENANCE | GARNER PUMP & SUPPLY INC | 221.08 | 0.052753640 | 11.66 |
| LEASE & FACILITY MAINTENANCE | GARNER PUMP & SUPPLY INC | 11.45 | 0.052753640 | 0.60 |
| LEASE & FACILITY MAINTENANCE | MPS ENTERPRISES INC | 800.26 | 0.052753640 | 42.22 |
| LEASE & FACILITY MAINTENANCE | MPS ENTERPRISES INC | 861.41 | 0.052753640 | 45.44 |
| LEASE & FACILITY MAINTENANCE | MPS ENTERPRISES INC | 161.79 | 0.052753640 | 8.54 |
| LEASE & FACILITY MAINTENANCE | TURNCO ENTERPRISES LLC | 26.25 | 0.052753640 | 1.38 |
| LEASE & FACILITY MAINTENANCE | TURNCO ENTERPRISES LLC | 13.44 | 0.052753640 | 0.71 |
| LEASE & FACILITY MAINTENANCE | TURNCO ENTERPRISES LLC | 22.50 | 0.052753640 | 1.19 |
| LEASE & FACILITY MAINTENANCE | TURNCO ENTERPRISES LLC | 26.25 | 0.052753640 | 1.38 |
| LEASE & FACILITY MAINTENANCE | TURNCO ENTERPRISES LLC | 22.50 | 0.052753640 | 1.19 |
| LEASE & FACILITY MAINTENANCE | INGRAM PROFESSIONAL SERV | 15.46 | 0.052753640 | 0.81 |
| LEASE & FACILITY MAINTENANCE | TNT SPECIALTIES DBA TNT OI | 26.72 | 0.052753640 | 1.41 |
| MISCELLANEOUS EQUIPMENT RENTAL | MEWBOURNE OIL COMPANY | 243.04 | 0.052753640 | 12.82 |
| OVERHEAD-FIXED RATE | MEWBOURNE OIL COMPANY | 889.09 | 0.052753640 | 46.90 |
| PRIME MOVER / PUMP MAINTENANCE | HR COMPRESSION & SERVICE: | 1,472.02 | 0.052753640 | 77.66 |
| PRIME MOVER / PUMP MAINTENANCE | HR COMPRESSION & SERVICE: | 471.00 | 0.052753640 | 24.85 |
| PRIME MOVER / PUMP MAINTENANCE | WILDCAT PUMP & ENGINE REI | 42.33 | 0.052753640 | 2.23 |
| PUMPING | MEWBOURNE OIL COMPANY | 875.00 | 0.052753640 | 46.16 |
| PUMPING | MEWBOURNE OIL COMPANY | 437.50 | 0.052753640 | 23.08 |
| RENTAL SERVICES | SERVICE COMPRESSION LLC | 4,607.60 | 0.052753640 | 243.07 |
| RENTAL SERVICES | GRAVITY OILFIELD SERVICES | 23.46 | 0.052753640 | 1.24 |
| SALT WATER DISPOSAL | OWL SWD OPERATING LLC | 455.59 | 0.052753640 | 24.03 |
| SALT WATER DISPOSAL | OWL SWD OPERATING LLC | 2.92 | 0.052753640 | 0.15 |
| SALT WATER DISPOSAL | NGL WATER SOLUTIONS PERM | 7,436.45 | 0.052753640 | 392.30 |
| SALT WATER DISPOSAL | NGL WATER SOLUTIONS PERM | 7,081.42 | 0.052753640 | 373.57 |
| Total Lease Operating Expense Cost | | 28,881.36 | | 1,523.58 |
| 62775000-30 SUBTOTAL | | 28,881.36 | 1,523.58 | |

09-30-2021

247

MEWBOURNE OIL COMPANY

Page 8

SIANA OIL & GAS CO, LLC
TOM M RAGSDALE
P O BOX 2246
CONROE, TX 77305

INVOICE NO.: 202109-00749
INVOICE DATE: 9-30-2021
OWNER: 035904-1
BILLING FOR: September 2021

| REFERENCE/DESCRIPTION OF CHARGES | GROSS CHARGES | WORKING INTEREST | NET CHARGE | |
|--|----------------------------|------------------|-------------|--------|
| PROPERTY 62775000 TOTAL | 28,881.36 | 1,523.58 | | |
| PROPERTY: 62776000 62776000-30 IBEX 10 B3OB FED COM 1H | | | | |
| Lease Operating Expense | | | | |
| AUTOMATION MAINTENANCE | AMERICAN MILLENNIUM COR | 26.10 | 0.032250710 | 0.84 |
| CHEMICALS-WATER TREATING | JACAM CATALYST LLC | 448.38 | 0.032250710 | 14.46 |
| FUEL/ POWER / ELECTRICAL | XCEL ENERGY | 905.82 | 0.032250710 | 29.21 |
| FUEL/ POWER / ELECTRICAL | XCEL ENERGY | 1.26 | 0.032250710 | 0.04 |
| LEASE & FACILITY | MEWBOURNE OIL COMPANY | 425.00 | 0.032250710 | 13.71 |
| LEASE & FACILITY MAINTENANCE | GARNER PUMP & SUPPLY INC | 156.67 | 0.032250710 | 5.05 |
| LEASE & FACILITY MAINTENANCE | GARNER PUMP & SUPPLY INC | 248.85 | 0.032250710 | 8.02 |
| LEASE & FACILITY MAINTENANCE | GARNER PUMP & SUPPLY INC | 11.45 | 0.032250710 | 0.36 |
| LEASE & FACILITY MAINTENANCE | GARNER PUMP & SUPPLY INC | 444.92 | 0.032250710 | 14.34 |
| LEASE & FACILITY MAINTENANCE | MPS ENTERPRISES INC | 2,950.94 | 0.032250710 | 95.17 |
| LEASE & FACILITY MAINTENANCE | MPS ENTERPRISES INC | 3,176.46 | 0.032250710 | 102.44 |
| LEASE & FACILITY MAINTENANCE | MPS ENTERPRISES INC | 596.61 | 0.032250710 | 19.24 |
| LEASE & FACILITY MAINTENANCE | TURNCO ENTERPRISES LLC | 26.25 | 0.032250710 | 0.85 |
| LEASE & FACILITY MAINTENANCE | TURNCO ENTERPRISES LLC | 30.66 | 0.032250710 | 0.99 |
| LEASE & FACILITY MAINTENANCE | TURNCO ENTERPRISES LLC | 210.00 | 0.032250710 | 6.77 |
| LEASE & FACILITY MAINTENANCE | TURNCO ENTERPRISES LLC | 22.50 | 0.032250710 | 0.73 |
| LEASE & FACILITY MAINTENANCE | TURNCO ENTERPRISES LLC | 26.25 | 0.032250710 | 0.85 |
| LEASE & FACILITY MAINTENANCE | TURNCO ENTERPRISES LLC | 22.50 | 0.032250710 | 0.73 |
| LEASE & FACILITY MAINTENANCE | INGRAM PROFESSIONAL SERV | 35.31 | 0.032250710 | 1.14 |
| LEASE & FACILITY MAINTENANCE | INGRAM PROFESSIONAL SERV | 161.15 | 0.032250710 | 5.20 |
| LEASE & FACILITY MAINTENANCE | TNT SPECIALTIES DBA TNT OI | 98.53 | 0.032250710 | 3.18 |
| MISCELLANEOUS EQUIPMENT RENTAL | MEWBOURNE OIL COMPANY | 243.04 | 0.032250710 | 7.84 |
| OVERHEAD-FIXED RATE | MEWBOURNE OIL COMPANY | 889.09 | 0.032250710 | 28.67 |
| PRIME MOVER / PUMP MAINTENANCE | WILDCAT PUMP & ENGINE REI | 42.32 | 0.032250710 | 1.36 |
| PUMPING | MEWBOURNE OIL COMPANY | 875.00 | 0.032250710 | 28.22 |
| PUMPING | MEWBOURNE OIL COMPANY | 437.50 | 0.032250710 | 14.11 |
| RENTAL SERVICES | GRAVITY OILFIELD SERVICES | 23.46 | 0.032250710 | 0.76 |
| SALT WATER DISPOSAL | OWL SWD OPERATING LLC | 419.42 | 0.032250710 | 13.53 |
| SALT WATER DISPOSAL | OWL SWD OPERATING LLC | 10.78 | 0.032250710 | 0.35 |
| SALT WATER DISPOSAL | NGL WATER SOLUTIONS PERM | 5,577.33 | 0.032250710 | 179.87 |
| SALT WATER DISPOSAL | NGL WATER SOLUTIONS PERM | 5,311.06 | 0.032250710 | 171.29 |
| Total Lease Operating Expense Cost | | 23,854.61 | | 769.32 |

62776000-30 SUBTOTAL

23,854.61

769.32

PROPERTY 62776000 TOTAL

23,854.61

769.32

PROPERTY: 62906000 62906000-30 GAZELLE 22 B2MD FED COM 2H

Lease Operating Expense

| | | | | |
|------------------------|-------------------------|-------|-------------|------|
| AUTOMATION MAINTENANCE | AMERICAN MILLENNIUM COR | 13.07 | 0.196991940 | 2.58 |
|------------------------|-------------------------|-------|-------------|------|

09-30-2021

248

MEWBOURNE OIL COMPANY

Page 9

SIANA OIL & GAS CO, LLC
TOM M RAGSDALE
P O BOX 2246
CONROE, TX 77305

INVOICE NO.: 202109-00749
INVOICE DATE: 9-30-2021
OWNER: 035904-1
BILLING FOR: September 2021

| REFERENCE/DESCRIPTION OF CHARGES | | GROSS CHARGES | WORKING INTEREST | NET CHARGE |
|---|----------------------------|---------------|------------------|------------|
| CHEMICALS-PARAFFIN CONTROL | CRAIN HOT OIL SERVICE LLC | 356.07 | 0.196991940 | 70.14 |
| CHEMICALS-WATER TREATING | CRAIN HOT OIL SERVICE LLC | 3,407.49 | 0.196991940 | 671.25 |
| CHEMICALS-WATER TREATING | JACAM CATALYST LLC | 448.38 | 0.196991940 | 88.33 |
| CHEMICALS-WATER TREATING | ENVIROKLEAN PRODUCT DEV | 342.88 | 0.196991940 | 67.55 |
| CHEMICALS-WATER TREATING | ENVIROKLEAN PRODUCT DEV | 229.38 | 0.196991940 | 45.19 |
| FUEL/ POWER / ELECTRICAL | XCEL ENERGY | 949.52 | 0.196991940 | 187.06 |
| FUEL/ POWER / ELECTRICAL | XCEL ENERGY | 1.17 | 0.196991940 | 0.23 |
| LEASE & FACILITY | MEWBOURNE OIL COMPANY | 425.00 | 0.196991940 | 83.72 |
| LEASE & FACILITY | MEWBOURNE OIL COMPANY | 850.00 | 0.196991940 | 167.44 |
| LEASE & FACILITY | MEWBOURNE OIL COMPANY | 425.00 | 0.196991940 | 83.72 |
| LEASE & FACILITY MAINTENANCE | GARNER PUMP & SUPPLY INC | 11.45 | 0.196991940 | 2.26 |
| LEASE & FACILITY MAINTENANCE | MPS ENTERPRISES INC | 1,750.56 | 0.196991940 | 344.84 |
| LEASE & FACILITY MAINTENANCE | MPS ENTERPRISES INC | 1,884.34 | 0.196991940 | 371.20 |
| LEASE & FACILITY MAINTENANCE | MPS ENTERPRISES INC | 353.92 | 0.196991940 | 69.72 |
| LEASE & FACILITY MAINTENANCE | TURNCO ENTERPRISES LLC | 26.25 | 0.196991940 | 5.17 |
| LEASE & FACILITY MAINTENANCE | TURNCO ENTERPRISES LLC | 18.06 | 0.196991940 | 3.55 |
| LEASE & FACILITY MAINTENANCE | TURNCO ENTERPRISES LLC | 22.50 | 0.196991940 | 4.43 |
| LEASE & FACILITY MAINTENANCE | TURNCO ENTERPRISES LLC | 26.25 | 0.196991940 | 5.17 |
| LEASE & FACILITY MAINTENANCE | TURNCO ENTERPRISES LLC | 22.50 | 0.196991940 | 4.43 |
| LEASE & FACILITY MAINTENANCE | TURNCO ENTERPRISES LLC | 157.50 | 0.196991940 | 31.03 |
| LEASE & FACILITY MAINTENANCE | INGRAM PROFESSIONAL SERV | 20.79 | 0.196991940 | 4.10 |
| LEASE & FACILITY MAINTENANCE | H-M TRUCKING LLC | 412.70 | 0.196991940 | 81.30 |
| LEASE & FACILITY MAINTENANCE | TNT SPECIALTIES DBA TNT OI | 58.45 | 0.196991940 | 11.51 |
| LEASE & FACILITY MAINTENANCE | AM OILFIELD SERVICE, LLC | 458.76 | 0.196991940 | 90.37 |
| LEASE & FACILITY MAINTENANCE | AM OILFIELD SERVICE, LLC | 119.63 | 0.196991940 | 23.57 |
| MISCELLANEOUS EQUIPMENT RENTAL | MEWBOURNE OIL COMPANY | 243.04 | 0.196991940 | 47.88 |
| OVERHEAD-FIXED RATE | MEWBOURNE OIL COMPANY | 889.09 | 0.196991940 | 175.14 |
| PRIME MOVER / PUMP MAINTENANCE | WILDCAT PUMP & ENGINE REI | 42.31 | 0.196991940 | 8.33 |
| PUMPING | MEWBOURNE OIL COMPANY | 875.00 | 0.196991940 | 172.36 |
| PUMPING | MEWBOURNE OIL COMPANY | 437.50 | 0.196991940 | 86.19 |
| RENTAL SERVICES | USA COMPRESSION PARTNER | 5,011.26 | 0.196991940 | 987.17 |
| RENTAL SERVICES | GRAVITY OILFIELD SERVICES | 23.46 | 0.196991940 | 4.62 |
| SALT WATER DISPOSAL | OWL SWD OPERATING LLC | 587.75 | 0.196991940 | 115.79 |
| SALT WATER DISPOSAL | OWL SWD OPERATING LLC | 6.40 | 0.196991940 | 1.27 |
| SALT WATER DISPOSAL | NGL WATER SOLUTIONS PERM | 5,577.33 | 0.196991940 | 1,098.69 |
| SALT WATER DISPOSAL | NGL WATER SOLUTIONS PERM | 5,311.06 | 0.196991940 | 1,046.24 |
| SITE RESTORATION & EXCAVATION | R360 ENVIRONMENTAL SOLUT | 174.60 | 0.196991940 | 34.40 |
| Total Lease Operating Expense Cost | | 31,970.42 | | 6,297.94 |
| 62906000-30 SUBTOTAL | | 31,970.42 | | 6,297.94 |
| PROPERTY 62906000 TOTAL | | 31,970.42 | | 6,297.94 |
| PROPERTY: 62915000 62915000-10 CREEDENCE 21/16 W0ED ST COM 2H | | | | |

09-30-2021

249

MEWBOURNE OIL COMPANY

Page 10

SIANA OIL & GAS CO, LLC
TOM M RAGSDALE
P O BOX 2246
CONROE, TX 77305

INVOICE NO.: 202109-00749
INVOICE DATE: 9-30-2021
OWNER: 035904-1
BILLING FOR: September 2021

| REFERENCE/DESCRIPTION OF CHARGES | | GROSS CHARGES | WORKING INTEREST | NET CHARGE |
|--|----------------------------|-------------------|---------------------|---------------|
| <u>Intangible Well Cost</u> | | | | |
| REGULATORY PERMITS & SURVEYS | A-1 SIGN ENGRAVERS INC | 73.67 | 0.006363620 | 0.47 |
| REGULATORY PERMITS & SURVEYS | A-1 SIGN ENGRAVERS INC | 44.92 | 0.006363620 | 0.29 |
| Total Intangible Well Cost Cost | | 118.59 | | 0.76 |
| 62915000-10 SUBTOTAL | | 118.59 | 0.76 | |
| PROPERTY: 62915000 62915000-20 CREEDENCE 21/16 W0ED ST COM 2H | | | | |
| <u>Tangible Well Cost</u> | | | | |
| TUBING HEAD & UPPER SECTION | MEWBOURNE OIL COMPANY | -14,420.25 | 0.006363620 | -91.76 |
| Total Tangible Well Cost Cost | | -14,420.25 | | -91.76 |
| 62915000-20 SUBTOTAL | | -14,420.25 | -91.76 | |
| PROPERTY: 62915000 62915000-30 CREEDENCE 21/16 W0ED ST COM 2H | | | | |
| <u>Lease Operating Expense</u> | | | | |
| COMPANY SUPERVISION | MEWBOURNE OIL COMPANY | 350.00 | 0.006363620 | 2.23 |
| EMISSIONS CONTROL EQUIPMENT MAINTENANCE | AUTOMATED WELLHEAD COM | 111.53 | 0.006363620 | 0.71 |
| EMISSIONS CONTROL EQUIPMENT MAINTENANCE | AUTOMATED WELLHEAD COM | 345.37 | 0.006363620 | 2.20 |
| EMISSIONS CONTROL EQUIPMENT MAINTENANCE | AUTOMATED WELLHEAD COM | 162.33 | 0.006363620 | 1.03 |
| FUEL/ POWER / ELECTRICAL | XCEL ENERGY | 3,005.96 | 0.006363620 | 19.13 |
| GATHERING/TREATING/DEHYDRATION | MEWBOURNE OIL COMPANY-I | 38.01 | 0.006363620 | 0.24 |
| LEASE & FACILITY | MEWBOURNE OIL COMPANY | 561.00 | 0.006363620 | 3.57 |
| LEASE & FACILITY MAINTENANCE | KEYSTONE PUMP & SUPPLY LI | 47.76 | 0.006363620 | 0.30 |
| LEASE & FACILITY MAINTENANCE | STANDARD OIL FIELD SUPPLY | 11.32 | 0.006363620 | 0.07 |
| LEASE & FACILITY MAINTENANCE | JADE CONSTRUCTION LLC | 41.73 | 0.006363620 | 0.27 |
| LEASE & FACILITY MAINTENANCE | MPS ENTERPRISES INC | 335.68 | 0.006363620 | 2.14 |
| LEASE & FACILITY MAINTENANCE | MPS ENTERPRISES INC | 42.72 | 0.006363620 | 0.27 |
| LEASE & FACILITY MAINTENANCE | INGRAM PROFESSIONAL SERV | 486.21 | 0.006363620 | 3.09 |
| LEASE & FACILITY MAINTENANCE | INGRAM PROFESSIONAL SERV | 57.94 | 0.006363620 | 0.37 |
| LEASE & FACILITY MAINTENANCE | SARGE TRUCKING SERVICES, I | 181.66 | 0.006363620 | 1.15 |
| LEASE & FACILITY MAINTENANCE | SARGE TRUCKING SERVICES, I | 80.74 | 0.006363620 | 0.52 |
| OVERHEAD-FIXED RATE | MEWBOURNE OIL COMPANY | 889.09 | 0.006363620 | 5.66 |
| PUMPING | MEWBOURNE OIL COMPANY | 875.00 | 0.006363620 | 5.57 |
| PUMPING | MEWBOURNE OIL COMPANY | 875.00 | 0.006363620 | 5.57 |
| RENTAL SERVICES | KODIAK GAS SERVICES LLC | 3,715.83 | 0.006363620 | 23.65 |
| SALT WATER DISPOSAL | MEWBOURNE OIL COMPANY | 42,233.36 | 0.006363620 | 268.76 |
| Total Lease Operating Expense Cost | | 54,448.24 | | 346.50 |
| 62915000-30 SUBTOTAL | | 54,448.24 | 346.50 | |
| PROPERTY 62915000 TOTAL | | 40,146.58 | 255.50 | |
| PROPERTY: 62916000 62916000-30 CREEDENCE 21/16 W1ED ST COM 1H | | | | |
| <u>Lease Operating Expense</u> | | | | |
| COMPANY SUPERVISION | MEWBOURNE OIL COMPANY | 350.00 | 0.006363620 | 2.23 |

09-30-2021

250

MEWBOURNE OIL COMPANY

Page 11

SIANA OIL & GAS CO, LLC
TOM M RAGSDALE
P O BOX 2246
CONROE, TX 77305

INVOICE NO.: 202109-00749
INVOICE DATE: 9-30-2021
OWNER: 035904-1
BILLING FOR: September 2021

| REFERENCE/DESCRIPTION OF CHARGES | | GROSS CHARGES | WORKING INTEREST | NET CHARGE |
|--|----------------------------|------------------|------------------|------------|
| EMISSIONS CONTROL EQUIPMENT MAINTENANCE | AUTOMATED WELLHEAD COM | 111.52 | 0.006363620 | 0.71 |
| EMISSIONS CONTROL EQUIPMENT MAINTENANCE | AUTOMATED WELLHEAD COM | 345.36 | 0.006363620 | 2.20 |
| EMISSIONS CONTROL EQUIPMENT MAINTENANCE | AUTOMATED WELLHEAD COM | 162.33 | 0.006363620 | 1.03 |
| FUEL/ POWER / ELECTRICAL | XCEL ENERGY | 4,103.62 | 0.006363620 | 26.11 |
| GATHERING/TREATING/DEHYDRATION | MEWBOURNE OIL COMPANY-I | 38.01 | 0.006363620 | 0.24 |
| LEASE & FACILITY | MEWBOURNE OIL COMPANY | 578.00 | 0.006363620 | 3.68 |
| LEASE & FACILITY MAINTENANCE | KEYSTONE PUMP & SUPPLY LI | 47.77 | 0.006363620 | 0.30 |
| LEASE & FACILITY MAINTENANCE | STANDARD OIL FIELD SUPPLY | 11.32 | 0.006363620 | 0.07 |
| LEASE & FACILITY MAINTENANCE | JADE CONSTRUCTION LLC | 41.71 | 0.006363620 | 0.27 |
| LEASE & FACILITY MAINTENANCE | MPS ENTERPRISES INC | 335.68 | 0.006363620 | 2.14 |
| LEASE & FACILITY MAINTENANCE | MPS ENTERPRISES INC | 42.73 | 0.006363620 | 0.27 |
| LEASE & FACILITY MAINTENANCE | TURNCO ENTERPRISES LLC | 1,680.00 | 0.006363620 | 10.69 |
| LEASE & FACILITY MAINTENANCE | INGRAM PROFESSIONAL SERV | 486.27 | 0.006363620 | 3.09 |
| LEASE & FACILITY MAINTENANCE | INGRAM PROFESSIONAL SERV | 57.97 | 0.006363620 | 0.37 |
| LEASE & FACILITY MAINTENANCE | SARGE TRUCKING SERVICES, I | 181.65 | 0.006363620 | 1.15 |
| LEASE & FACILITY MAINTENANCE | SARGE TRUCKING SERVICES, I | 80.74 | 0.006363620 | 0.52 |
| OVERHEAD-FIXED RATE | MEWBOURNE OIL COMPANY | 889.09 | 0.006363620 | 5.66 |
| PUMPING | MEWBOURNE OIL COMPANY | 875.00 | 0.006363620 | 5.57 |
| PUMPING | MEWBOURNE OIL COMPANY | 875.00 | 0.006363620 | 5.57 |
| RENTAL SERVICES | KODIAK GAS SERVICES LLC | 3,715.83 | 0.006363620 | 23.65 |
| SALT WATER DISPOSAL | MEWBOURNE OIL COMPANY | 62,683.79 | 0.006363620 | 398.90 |
| Total Lease Operating Expense Cost | | 77,693.39 | | 494.42 |
| 62916000-30 SUBTOTAL | | 77,693.39 | 494.42 | |
| PROPERTY 62916000 TOTAL | | 77,693.39 | 494.42 | |
| PROPERTY: 62948000 62948000-20 INLAND 26/23 B2PI STATE COM 1H | | | | |
| <u>Intangible Well Cost</u> | | | | |
| EQUIPMENT RENTAL | G&A FABRICATION LLC | 550.98 | 0.100000000 | 55.10 |
| Total Intangible Well Cost Cost | | 550.98 | | 55.10 |
| <u>Tangible Well Cost</u> | | | | |
| CASING (4.1" - 6.0") | SOONER PIPE LLC | -858.92 | 0.100000000 | -85.89 |
| Total Tangible Well Cost Cost | | -858.92 | | -85.89 |
| 62948000-20 SUBTOTAL | | -307.94 | -30.79 | |
| PROPERTY: 62948000 62948000-30 INLAND 26/23 B2PI STATE COM 1H | | | | |
| <u>Lease Operating Expense</u> | | | | |
| CHEMICALS-WATER TREATING | JACAM CATALYST LLC | 448.38 | 0.100000000 | 44.84 |
| CHEMICALS-WATER TREATING | JACAM CATALYST LLC | 448.38 | 0.100000000 | 44.84 |
| CHEMICALS-WATER TREATING | ENVIROKLEAN PRODUCT DEV | 1,194.12 | 0.100000000 | 119.41 |
| CHEMICALS-WATER TREATING | ENVIROKLEAN PRODUCT DEV | 1,094.61 | 0.100000000 | 109.46 |
| COMPANY SUPERVISION | MEWBOURNE OIL COMPANY | 4,200.00 | 0.100000000 | 420.00 |
| COMPANY SUPERVISION | MEWBOURNE OIL COMPANY | 2,100.00 | 0.100000000 | 210.00 |

09-30-2021

251

MEWBOURNE OIL COMPANY

Page 12

SIANA OIL & GAS CO, LLC
TOM M RAGSDALE
P O BOX 2246
CONROE, TX 77305

INVOICE NO.: 202109-00749
INVOICE DATE: 9-30-2021
OWNER: 035904-1
BILLING FOR: September 2021

| REFERENCE/DESCRIPTION OF CHARGES | | GROSS CHARGES | WORKING INTEREST | NET CHARGE |
|---|----------------------------|---------------|------------------|------------|
| COMPANY SUPERVISION | MEWBOURNE OIL COMPANY | 4,200.00 | 0.100000000 | 420.00 |
| COMPANY SUPERVISION | MEWBOURNE OIL COMPANY | 2,800.00 | 0.100000000 | 280.00 |
| COMPANY SUPERVISION | MEWBOURNE OIL COMPANY | 5,600.00 | 0.100000000 | 560.00 |
| EMISSIONS CONTROL EQUIPMENT MAINTENANCE | AUTOMATED WELLHEAD COM | 1,001.03 | 0.100000000 | 100.10 |
| LEASE & FACILITY | MEWBOURNE OIL COMPANY | 2,125.00 | 0.100000000 | 212.50 |
| LEASE & FACILITY | MEWBOURNE OIL COMPANY | 212.50 | 0.100000000 | 21.25 |
| LEASE & FACILITY | MEWBOURNE OIL COMPANY | 1,275.00 | 0.100000000 | 127.50 |
| LEASE & FACILITY MAINTENANCE | GARNER PUMP & SUPPLY INC | 121.33 | 0.100000000 | 12.13 |
| LEASE & FACILITY MAINTENANCE | GARNER PUMP & SUPPLY INC | 278.67 | 0.100000000 | 27.87 |
| LEASE & FACILITY MAINTENANCE | CARREON SPOOLING SERVICE | 890.00 | 0.100000000 | 89.00 |
| MISCELLANEOUS EQUIPMENT RENTAL | D&H TRUCKING | 4,544.50 | 0.100000000 | 454.45 |
| OVERHEAD-FIXED RATE | MEWBOURNE OIL COMPANY | 889.09 | 0.100000000 | 88.91 |
| PUMPING | MEWBOURNE OIL COMPANY | 875.00 | 0.100000000 | 87.50 |
| PUMPING | MEWBOURNE OIL COMPANY | 875.00 | 0.100000000 | 87.50 |
| RENTAL SERVICES | MESA NATURAL GAS SOLUTIC | 3,390.85 | 0.100000000 | 339.08 |
| SALT WATER DISPOSAL | 3 BEAR DELAWARE OPERATIN | 9,798.71 | 0.100000000 | 979.87 |
| WELL EQUIPMENT-SURFACE | TNT SPECIALTIES DBA TNT OI | 1,639.51 | 0.100000000 | 163.95 |
| WELL SERVICE & REPAIR | CARREON SPOOLING SERVICE | 3,385.00 | 0.100000000 | 338.50 |
| WORKOVER-MAJOR MECHANICAL | CARREON SPOOLING SERVICE | 3,665.00 | 0.100000000 | 366.50 |
| Total Lease Operating Expense Cost | | 57,051.68 | | 5,705.16 |

62948000-30 SUBTOTAL

57,051.68

5,705.16

PROPERTY 62948000 TOTAL

56,743.74

5,674.37

PROPERTY: 62958000 62958000-30 GAZELLE 22 B3MD FED COM 1H

Lease Operating Expense

| | | | | |
|------------------------------|---------------------------|----------|-------------|--------|
| AUTOMATION MAINTENANCE | AMERICAN MILLENNIUM COR | 13.07 | 0.196991940 | 2.58 |
| CHEMICALS-PARAFFIN CONTROL | CRAIN HOT OIL SERVICE LLC | 381.81 | 0.196991940 | 75.22 |
| CHEMICALS-WATER TREATING | ENVIROKLEAN PRODUCT DEV | 333.57 | 0.196991940 | 65.71 |
| CHEMICALS-WATER TREATING | ENVIROKLEAN PRODUCT DEV | 223.15 | 0.196991940 | 43.96 |
| COMPANY SUPERVISION | MEWBOURNE OIL COMPANY | 1,400.00 | 0.196991940 | 275.79 |
| FUEL/ POWER / ELECTRICAL | XCEL ENERGY | 972.51 | 0.196991940 | 191.59 |
| FUEL/ POWER / ELECTRICAL | XCEL ENERGY | 1.43 | 0.196991940 | 0.28 |
| LEASE & FACILITY | MEWBOURNE OIL COMPANY | 425.00 | 0.196991940 | 83.72 |
| LEASE & FACILITY | MEWBOURNE OIL COMPANY | 850.00 | 0.196991940 | 167.44 |
| LEASE & FACILITY | MEWBOURNE OIL COMPANY | 425.00 | 0.196991940 | 83.72 |
| LEASE & FACILITY MAINTENANCE | GARNER PUMP & SUPPLY INC | 11.45 | 0.196991940 | 2.26 |
| LEASE & FACILITY MAINTENANCE | MPS ENTERPRISES INC | 1,500.48 | 0.196991940 | 295.59 |
| LEASE & FACILITY MAINTENANCE | MPS ENTERPRISES INC | 1,615.15 | 0.196991940 | 318.18 |
| LEASE & FACILITY MAINTENANCE | MPS ENTERPRISES INC | 303.36 | 0.196991940 | 59.76 |
| LEASE & FACILITY MAINTENANCE | TURNCO ENTERPRISES LLC | 26.25 | 0.196991940 | 5.17 |
| LEASE & FACILITY MAINTENANCE | TURNCO ENTERPRISES LLC | 15.96 | 0.196991940 | 3.14 |
| LEASE & FACILITY MAINTENANCE | TURNCO ENTERPRISES LLC | 22.50 | 0.196991940 | 4.43 |

09-30-2021

252

MEWBOURNE OIL COMPANY

Page 13

SIANA OIL & GAS CO, LLC
TOM M RAGSDALE
P O BOX 2246
CONROE, TX 77305

INVOICE NO.: 202109-00749
INVOICE DATE: 9-30-2021
OWNER: 035904-1
BILLING FOR: September 2021

| REFERENCE/DESCRIPTION OF CHARGES | | GROSS CHARGES | WORKING INTEREST | NET CHARGE |
|--|----------------------------|------------------|------------------|------------|
| LEASE & FACILITY MAINTENANCE | TURNCO ENTERPRISES LLC | 26.25 | 0.196991940 | 5.17 |
| LEASE & FACILITY MAINTENANCE | TURNCO ENTERPRISES LLC | 22.50 | 0.196991940 | 4.43 |
| LEASE & FACILITY MAINTENANCE | TURNCO ENTERPRISES LLC | 157.50 | 0.196991940 | 31.03 |
| LEASE & FACILITY MAINTENANCE | INGRAM PROFESSIONAL SERV | 18.38 | 0.196991940 | 3.62 |
| LEASE & FACILITY MAINTENANCE | H-M TRUCKING LLC | 412.70 | 0.196991940 | 81.30 |
| LEASE & FACILITY MAINTENANCE | TNT SPECIALTIES DBA TNT OI | 50.10 | 0.196991940 | 9.87 |
| LEASE & FACILITY MAINTENANCE | AM OILFIELD SERVICE, LLC | 458.76 | 0.196991940 | 90.37 |
| LEASE & FACILITY MAINTENANCE | AM OILFIELD SERVICE, LLC | 119.64 | 0.196991940 | 23.57 |
| MISCELLANEOUS EQUIPMENT RENTAL | MEWBOURNE OIL COMPANY | 243.04 | 0.196991940 | 47.88 |
| OVERHEAD-FIXED RATE | MEWBOURNE OIL COMPANY | 889.09 | 0.196991940 | 175.14 |
| PRIME MOVER / PUMP MAINTENANCE | WILDCAT PUMP & ENGINE REI | 42.34 | 0.196991940 | 8.34 |
| PUMPING | MEWBOURNE OIL COMPANY | 875.00 | 0.196991940 | 172.36 |
| PUMPING | MEWBOURNE OIL COMPANY | 437.50 | 0.196991940 | 86.19 |
| RENTAL SERVICES | KODIAK GAS SERVICES LLC | 5,445.00 | 0.196991940 | 1,072.62 |
| RENTAL SERVICES | GRAVITY OILFIELD SERVICES | 23.47 | 0.196991940 | 4.63 |
| SALT WATER DISPOSAL | OWL SWD OPERATING LLC | 438.10 | 0.196991940 | 86.30 |
| SALT WATER DISPOSAL | OWL SWD OPERATING LLC | 5.49 | 0.196991940 | 1.08 |
| SALT WATER DISPOSAL | NGL WATER SOLUTIONS PERM | 5,577.34 | 0.196991940 | 1,098.69 |
| SALT WATER DISPOSAL | NGL WATER SOLUTIONS PERM | 5,311.06 | 0.196991940 | 1,046.24 |
| SITE RESTORATION & EXCAVATION | R360 ENVIRONMENTAL SOLUT | 174.61 | 0.196991940 | 34.40 |
| Total Lease Operating Expense Cost | | 29,248.56 | | 5,761.77 |
| 62958000-30 SUBTOTAL | | 29,248.56 | 5,761.77 | |
| PROPERTY 62958000 TOTAL | | 29,248.56 | 5,761.77 | |
| PROPERTY: 72076000 72076000-10 INLAND 26/23 B2OJ STATE COM 1H | | | | |
| <u>Tangible Well Cost</u> | | | | |
| CASING (10.1" - 19.0") | SOONER PIPE LLC | -5,838.23 | 0.100000000 | -583.82 |
| Total Tangible Well Cost Cost | | -5,838.23 | | -583.82 |
| 72076000-10 SUBTOTAL | | -5,838.23 | -583.82 | |
| PROPERTY: 72076000 72076000-20 INLAND 26/23 B2OJ STATE COM 1H | | | | |
| <u>Intangible Well Cost</u> | | | | |
| EQUIPMENT RENTAL | G&A FABRICATION LLC | 550.99 | 0.100000000 | 55.10 |
| Total Intangible Well Cost Cost | | 550.99 | | 55.10 |
| 72076000-20 SUBTOTAL | | 550.99 | 55.10 | |
| PROPERTY: 72076000 72076000-30 INLAND 26/23 B2OJ STATE COM 1H | | | | |
| <u>Lease Operating Expense</u> | | | | |
| CHEMICALS-WATER TREATING | JACAM CATALYST LLC | 448.38 | 0.100000000 | 44.84 |
| CHEMICALS-WATER TREATING | JACAM CATALYST LLC | 448.38 | 0.100000000 | 44.84 |
| CHEMICALS-WATER TREATING | JACAM CATALYST LLC | 448.38 | 0.100000000 | 44.84 |
| CHEMICALS-WATER TREATING | ENVIROKLEAN PRODUCT DEV | 1,007.94 | 0.100000000 | 100.79 |

09-30-2021

253

MEWBOURNE OIL COMPANY

Page 14

SIANA OIL & GAS CO, LLC
TOM M RAGSDALE
P O BOX 2246
CONROE, TX 77305

INVOICE NO.: 202109-00749
INVOICE DATE: 9-30-2021
OWNER: 035904-1
BILLING FOR: September 2021

| REFERENCE/DESCRIPTION OF CHARGES | | GROSS CHARGES | WORKING INTEREST | NET CHARGE |
|--|----------------------------|-------------------|------------------|-----------------|
| CHEMICALS-WATER TREATING | ENVIROKLEAN PRODUCT DEV | 923.94 | 0.100000000 | 92.39 |
| COMPANY SUPERVISION | MEWBOURNE OIL COMPANY | 462.00 | 0.100000000 | 46.20 |
| COMPANY SUPERVISION | MEWBOURNE OIL COMPANY | 1,400.00 | 0.100000000 | 140.00 |
| COMPANY SUPERVISION | MEWBOURNE OIL COMPANY | 1,400.00 | 0.100000000 | 140.00 |
| EMISSIONS CONTROL EQUIPMENT MAINTENANCE | AUTOMATED WELLHEAD COM | 1,001.00 | 0.100000000 | 100.10 |
| LEASE & FACILITY | MEWBOURNE OIL COMPANY | 1,275.00 | 0.100000000 | 127.50 |
| LEASE & FACILITY | MEWBOURNE OIL COMPANY | 850.00 | 0.100000000 | 85.00 |
| LEASE & FACILITY MAINTENANCE | GARNER PUMP & SUPPLY INC | 121.33 | 0.100000000 | 12.13 |
| LEASE & FACILITY MAINTENANCE | GARNER PUMP & SUPPLY INC | 278.68 | 0.100000000 | 27.87 |
| LEASE & FACILITY MAINTENANCE | K&S OILFIELD SUPPLIES LLC | 77.63 | 0.100000000 | 7.76 |
| MISCELLANEOUS EQUIPMENT RENTAL | D&H TRUCKING | 4,544.51 | 0.100000000 | 454.45 |
| OVERHEAD-FIXED RATE | MEWBOURNE OIL COMPANY | 889.09 | 0.100000000 | 88.91 |
| PUMPING | MEWBOURNE OIL COMPANY | 875.00 | 0.100000000 | 87.50 |
| PUMPING | MEWBOURNE OIL COMPANY | 875.00 | 0.100000000 | 87.50 |
| RENTAL SERVICES | USA COMPRESSION PARTNERS | 4,747.51 | 0.100000000 | 474.75 |
| RENTAL SERVICES | MESA NATURAL GAS SOLUTIONS | 3,390.84 | 0.100000000 | 339.08 |
| SALT WATER DISPOSAL | 3 BEAR DELAWARE OPERATING | 13,023.60 | 0.100000000 | 1,302.36 |
| Total Lease Operating Expense Cost | | 38,488.21 | | 3,848.81 |
| 72076000-30 SUBTOTAL | | 38,488.21 | | 3,848.81 |
| PROPERTY 72076000 TOTAL | | 33,200.97 | | 3,320.09 |
| PROPERTY: 72185000 72185000-20 CREEDENCE 21/16 W0FC ST COM 4H | | | | |
| <u>Equipment Beyond Wellhead</u> | | | | |
| EMISSIONS CONTROL EQUIPMENT | AUTOMATED WELLHEAD COM | -15,000.00 | 0.006363620 | -95.45 |
| Total Equipment Beyond Wellhead Cost | | -15,000.00 | | -95.45 |
| 72185000-20 SUBTOTAL | | -15,000.00 | | -95.45 |
| PROPERTY: 72185000 72185000-30 CREEDENCE 21/16 W0FC ST COM 4H | | | | |
| <u>Lease Operating Expense</u> | | | | |
| COMPANY SUPERVISION | MEWBOURNE OIL COMPANY | 350.00 | 0.006363620 | 2.23 |
| COMPANY SUPERVISION | MEWBOURNE OIL COMPANY | 700.00 | 0.006363620 | 4.45 |
| CONTRACT SUPERVISION | TURNCO ENTERPRISES LLC | 66.25 | 0.006363620 | 0.42 |
| CONTRACT SUPERVISION | TURNCO ENTERPRISES LLC | 66.25 | 0.006363620 | 0.42 |
| CONTRACT SUPERVISION | TURNCO ENTERPRISES LLC | 66.25 | 0.006363620 | 0.42 |
| CONTRACT SUPERVISION | TURNCO ENTERPRISES LLC | 1,601.25 | 0.006363620 | 10.19 |
| CONTRACT SUPERVISION | TURNCO ENTERPRISES LLC | 228.75 | 0.006363620 | 1.46 |
| CONTRACT SUPERVISION | TURNCO ENTERPRISES LLC | 240.75 | 0.006363620 | 1.53 |
| CONTRACT SUPERVISION | D&H TRUCKING | 418.02 | 0.006363620 | 2.66 |
| EMISSIONS CONTROL EQUIPMENT MAINTENANCE | AUTOMATED WELLHEAD COM | 111.53 | 0.006363620 | 0.71 |
| EMISSIONS CONTROL EQUIPMENT MAINTENANCE | AUTOMATED WELLHEAD COM | 345.37 | 0.006363620 | 2.20 |
| EMISSIONS CONTROL EQUIPMENT MAINTENANCE | AUTOMATED WELLHEAD COM | 162.34 | 0.006363620 | 1.03 |
| FUEL/ POWER / ELECTRICAL | XCEL ENERGY | 3,005.91 | 0.006363620 | 19.13 |

09-30-2021

254

MEWBOURNE OIL COMPANY

Page 15

SIANA OIL & GAS CO, LLC
TOM M RAGSDALE
P O BOX 2246
CONROE, TX 77305

INVOICE NO.: 202109-00749
INVOICE DATE: 9-30-2021
OWNER: 035904-1
BILLING FOR: September 2021

| REFERENCE/DESCRIPTION OF CHARGES | | GROSS CHARGES | WORKING INTEREST | NET CHARGE |
|--|----------------------------|-------------------|------------------|----------------|
| GATHERING/TREATING/DEHYDRATION | MEWBOURNE OIL COMPANY-I | 38.01 | 0.006363620 | 0.24 |
| LEASE & FACILITY | MEWBOURNE OIL COMPANY | 212.50 | 0.006363620 | 1.35 |
| LEASE & FACILITY | MEWBOURNE OIL COMPANY | 280.50 | 0.006363620 | 1.78 |
| LEASE & FACILITY | MEWBOURNE OIL COMPANY | 425.00 | 0.006363620 | 2.70 |
| LEASE & FACILITY | MEWBOURNE OIL COMPANY | 850.00 | 0.006363620 | 5.41 |
| LEASE & FACILITY MAINTENANCE | KEYSTONE PUMP & SUPPLY LI | 47.78 | 0.006363620 | 0.30 |
| LEASE & FACILITY MAINTENANCE | STANDARD OIL FIELD SUPPLY | 11.30 | 0.006363620 | 0.07 |
| LEASE & FACILITY MAINTENANCE | JADE CONSTRUCTION LLC | 41.73 | 0.006363620 | 0.27 |
| LEASE & FACILITY MAINTENANCE | JADE CONSTRUCTION LLC | 286.09 | 0.006363620 | 1.82 |
| LEASE & FACILITY MAINTENANCE | MPS ENTERPRISES INC | 335.69 | 0.006363620 | 2.14 |
| LEASE & FACILITY MAINTENANCE | MPS ENTERPRISES INC | 42.73 | 0.006363620 | 0.27 |
| LEASE & FACILITY MAINTENANCE | INGRAM PROFESSIONAL SERV | 486.27 | 0.006363620 | 3.09 |
| LEASE & FACILITY MAINTENANCE | INGRAM PROFESSIONAL SERV | 57.97 | 0.006363620 | 0.37 |
| LEASE & FACILITY MAINTENANCE | SARGE TRUCKING SERVICES, I | 181.65 | 0.006363620 | 1.15 |
| LEASE & FACILITY MAINTENANCE | SARGE TRUCKING SERVICES, I | 80.73 | 0.006363620 | 0.52 |
| OVERHEAD-FIXED RATE | MEWBOURNE OIL COMPANY | 807.20 | 0.006363620 | 5.14 |
| PUMPING | MEWBOURNE OIL COMPANY | 875.00 | 0.006363620 | 5.57 |
| PUMPING | MEWBOURNE OIL COMPANY | 875.00 | 0.006363620 | 5.57 |
| RENTAL SERVICES | KODIAK GAS SERVICES LLC | 3,715.83 | 0.006363620 | 23.65 |
| SALT WATER DISPOSAL | MEWBOURNE OIL COMPANY | 52,740.20 | 0.006363620 | 335.62 |
| Total Lease Operating Expense Cost | | 69,753.85 | | 443.88 |
| 72185000-30 SUBTOTAL | | 69,753.85 | 443.88 | |
| PROPERTY 72185000 TOTAL | | 54,753.85 | 348.43 | |
| 72185000PREPAYMENTS | | | | -348.43 |
| PROPERTY: 72186000 72186000-20 CREEDENCE 21/16 WIFC ST COM 3H | | | | |
| <u>Equipment Beyond Wellhead</u> | | | | |
| EMISSIONS CONTROL EQUIPMENT | AUTOMATED WELLHEAD COM | -15,000.00 | 0.006363620 | -95.45 |
| Total Equipment Beyond Wellhead Cost | | -15,000.00 | | -95.45 |
| 72186000-20 SUBTOTAL | | -15,000.00 | -95.45 | |
| PROPERTY: 72186000 72186000-30 CREEDENCE 21/16 WIFC ST COM 3H | | | | |
| <u>Lease Operating Expense</u> | | | | |
| COMPANY SUPERVISION | MEWBOURNE OIL COMPANY | 350.00 | 0.006363620 | 2.23 |
| COMPANY SUPERVISION | MEWBOURNE OIL COMPANY | 2,800.00 | 0.006363620 | 17.82 |
| COMPANY SUPERVISION | MEWBOURNE OIL COMPANY | 1,400.00 | 0.006363620 | 8.91 |
| CONTRACT SUPERVISION | TURNCO ENTERPRISES LLC | 66.25 | 0.006363620 | 0.42 |
| CONTRACT SUPERVISION | TURNCO ENTERPRISES LLC | 66.25 | 0.006363620 | 0.42 |
| CONTRACT SUPERVISION | TURNCO ENTERPRISES LLC | 66.25 | 0.006363620 | 0.42 |
| CONTRACT SUPERVISION | TURNCO ENTERPRISES LLC | 1,601.25 | 0.006363620 | 10.19 |
| CONTRACT SUPERVISION | TURNCO ENTERPRISES LLC | 228.75 | 0.006363620 | 1.46 |
| CONTRACT SUPERVISION | TURNCO ENTERPRISES LLC | 240.75 | 0.006363620 | 1.53 |

09-30-2021

255

MEWBOURNE OIL COMPANY

Page 16

SIANA OIL & GAS CO, LLC
TOM M RAGSDALE
P O BOX 2246
CONROE, TX 77305

INVOICE NO.: 202109-00749
INVOICE DATE: 9-30-2021
OWNER: 035904-1
BILLING FOR: September 2021

| REFERENCE/DESCRIPTION OF CHARGES | | GROSS CHARGES | WORKING INTEREST | NET CHARGE |
|---|----------------------------|---------------|------------------|------------|
| CONTRACT SUPERVISION | D&H TRUCKING | 418.01 | 0.006363620 | 2.66 |
| EMISSIONS CONTROL EQUIPMENT MAINTENANCE | AUTOMATED WELLHEAD COM | 111.51 | 0.006363620 | 0.71 |
| EMISSIONS CONTROL EQUIPMENT MAINTENANCE | AUTOMATED WELLHEAD COM | 345.32 | 0.006363620 | 2.20 |
| EMISSIONS CONTROL EQUIPMENT MAINTENANCE | AUTOMATED WELLHEAD COM | 162.30 | 0.006363620 | 1.03 |
| FUEL/ POWER / ELECTRICAL | XCEL ENERGY | 2,024.08 | 0.006363620 | 12.88 |
| GATHERING/TREATING/DEHYDRATION | MEWBOURNE OIL COMPANY-I | 38.01 | 0.006363620 | 0.24 |
| LEASE & FACILITY | MEWBOURNE OIL COMPANY | 212.50 | 0.006363620 | 1.35 |
| LEASE & FACILITY | MEWBOURNE OIL COMPANY | 425.00 | 0.006363620 | 2.70 |
| LEASE & FACILITY | MEWBOURNE OIL COMPANY | 280.50 | 0.006363620 | 1.78 |
| LEASE & FACILITY MAINTENANCE | KEYSTONE PUMP & SUPPLY LI | 47.76 | 0.006363620 | 0.30 |
| LEASE & FACILITY MAINTENANCE | STANDARD OIL FIELD SUPPLY | 11.30 | 0.006363620 | 0.07 |
| LEASE & FACILITY MAINTENANCE | JADE CONSTRUCTION LLC | 41.71 | 0.006363620 | 0.27 |
| LEASE & FACILITY MAINTENANCE | MPS ENTERPRISES INC | 335.68 | 0.006363620 | 2.14 |
| LEASE & FACILITY MAINTENANCE | MPS ENTERPRISES INC | 42.72 | 0.006363620 | 0.27 |
| LEASE & FACILITY MAINTENANCE | TURNCO ENTERPRISES LLC | 420.00 | 0.006363620 | 2.67 |
| LEASE & FACILITY MAINTENANCE | TURNCO ENTERPRISES LLC | 420.00 | 0.006363620 | 2.67 |
| LEASE & FACILITY MAINTENANCE | INGRAM PROFESSIONAL SERV | 486.15 | 0.006363620 | 3.09 |
| LEASE & FACILITY MAINTENANCE | INGRAM PROFESSIONAL SERV | 57.93 | 0.006363620 | 0.37 |
| LEASE & FACILITY MAINTENANCE | SARGE TRUCKING SERVICES, I | 181.65 | 0.006363620 | 1.15 |
| LEASE & FACILITY MAINTENANCE | SARGE TRUCKING SERVICES, I | 80.73 | 0.006363620 | 0.52 |
| OVERHEAD-FIXED RATE | MEWBOURNE OIL COMPANY | 807.20 | 0.006363620 | 5.14 |
| PUMPING | MEWBOURNE OIL COMPANY | 875.00 | 0.006363620 | 5.57 |
| PUMPING | MEWBOURNE OIL COMPANY | 875.00 | 0.006363620 | 5.57 |
| RENTAL SERVICES | KODIAK GAS SERVICES LLC | 3,715.82 | 0.006363620 | 23.65 |
| SALT WATER DISPOSAL | MEWBOURNE OIL COMPANY | 35,270.83 | 0.006363620 | 224.45 |
| Total Lease Operating Expense Cost | | 54,506.21 | | 346.85 |

72186000-30 SUBTOTAL

54,506.21

346.85

PROPERTY 72186000 TOTAL

39,506.21

251.40

72186000PREPAYMENTS

-251.40

PROPERTY: 72310000 72310000-30 IBEX 15/10 B1PA FED COM 2H

Lease Operating Expense

| | | | | |
|--------------------------------|-------------------------|----------|-------------|------|
| CHEMICALS-WATER TREATING | JACAM CATALYST LLC | 448.38 | 0.000539020 | 0.24 |
| CHEMICALS-WATER TREATING | JACAM CATALYST LLC | 448.38 | 0.000539020 | 0.24 |
| CHEMICALS-WATER TREATING | ENVIROKLEAN PRODUCT DEV | 3,262.80 | 0.000539020 | 1.76 |
| CHEMICALS-WATER TREATING | ENVIROKLEAN PRODUCT DEV | 2,182.70 | 0.000539020 | 1.18 |
| COMPANY SUPERVISION | MEWBOURNE OIL COMPANY | 1,400.00 | 0.000539020 | 0.75 |
| COMPANY SUPERVISION | MEWBOURNE OIL COMPANY | 1,400.00 | 0.000539020 | 0.75 |
| FUEL/ POWER / ELECTRICAL | XCEL ENERGY | 5,287.60 | 0.000539020 | 2.84 |
| FUEL/ POWER / ELECTRICAL | XCEL ENERGY | 11.16 | 0.000539020 | 0.01 |
| GATHERING/TREATING/DEHYDRATION | MEWBOURNE OIL COMPANY-I | 400.00 | 0.000539020 | 0.22 |
| LEASE & FACILITY | MEWBOURNE OIL COMPANY | 850.00 | 0.000539020 | 0.46 |

09-30-2021

256

MEWBOURNE OIL COMPANY

Page 17

SIANA OIL & GAS CO, LLC
TOM M RAGSDALE
P O BOX 2246
CONROE, TX 77305

INVOICE NO.: 202109-00749
INVOICE DATE: 9-30-2021
OWNER: 035904-1
BILLING FOR: September 2021

| REFERENCE/DESCRIPTION OF CHARGES | | GROSS CHARGES | WORKING INTEREST | NET CHARGE |
|----------------------------------|-----------------------------|------------------|---------------------|---------------|
| LEASE & FACILITY | MEWBOURNE OIL COMPANY | 425.00 | 0.000539020 | 0.23 |
| LEASE & FACILITY MAINTENANCE | GARNER PUMP & SUPPLY INC | 11.44 | 0.000539020 | 0.01 |
| LEASE & FACILITY MAINTENANCE | MPS ENTERPRISES INC | 11,203.59 | 0.000539020 | 6.04 |
| LEASE & FACILITY MAINTENANCE | MPS ENTERPRISES INC | 12,059.76 | 0.000539020 | 6.50 |
| LEASE & FACILITY MAINTENANCE | MPS ENTERPRISES INC | 2,265.08 | 0.000539020 | 1.22 |
| LEASE & FACILITY MAINTENANCE | TURNCO ENTERPRISES LLC | 26.25 | 0.000539020 | 0.01 |
| LEASE & FACILITY MAINTENANCE | TURNCO ENTERPRISES LLC | 115.50 | 0.000539020 | 0.06 |
| LEASE & FACILITY MAINTENANCE | TURNCO ENTERPRISES LLC | 22.50 | 0.000539020 | 0.01 |
| LEASE & FACILITY MAINTENANCE | TURNCO ENTERPRISES LLC | 26.25 | 0.000539020 | 0.01 |
| LEASE & FACILITY MAINTENANCE | TURNCO ENTERPRISES LLC | 22.50 | 0.000539020 | 0.01 |
| LEASE & FACILITY MAINTENANCE | INGRAM PROFESSIONAL SERV | 132.95 | 0.000539020 | 0.07 |
| LEASE & FACILITY MAINTENANCE | TRINITY OILFIELD SERVICES & | 269.02 | 0.000539020 | 0.15 |
| LEASE & FACILITY MAINTENANCE | JES ENERGY LLC | 474.75 | 0.000539020 | 0.26 |
| LEASE & FACILITY MAINTENANCE | TNT SPECIALTIES DBA TNT OI | 374.08 | 0.000539020 | 0.20 |
| MISCELLANEOUS EQUIPMENT RENTAL | MEWBOURNE OIL COMPANY | 243.04 | 0.000539020 | 0.13 |
| OVERHEAD-FIXED RATE | MEWBOURNE OIL COMPANY | 889.09 | 0.000539020 | 0.48 |
| PRIME MOVER / PUMP MAINTENANCE | WILDCAT PUMP & ENGINE REI | 42.30 | 0.000539020 | 0.02 |
| PUMPING | MEWBOURNE OIL COMPANY | 875.00 | 0.000539020 | 0.47 |
| PUMPING | MEWBOURNE OIL COMPANY | 875.00 | 0.000539020 | 0.47 |
| RENTAL SERVICES | GRAVITY OILFIELD SERVICES | 23.45 | 0.000539020 | 0.01 |
| RENTAL SERVICES | TOTAL OPERATIONS & PRODU | 4,874.08 | 0.000539020 | 2.63 |
| SALT WATER DISPOSAL | TRINITY OILFIELD SERVICES & | 208.89 | 0.000539020 | 0.11 |
| SALT WATER DISPOSAL | TRINITY OILFIELD SERVICES & | 275.36 | 0.000539020 | 0.15 |
| SALT WATER DISPOSAL | TRINITY OILFIELD SERVICES & | 208.89 | 0.000539020 | 0.11 |
| SALT WATER DISPOSAL | TRINITY OILFIELD SERVICES & | 275.36 | 0.000539020 | 0.15 |
| SALT WATER DISPOSAL | TRINITY OILFIELD SERVICES & | 253.20 | 0.000539020 | 0.14 |
| SALT WATER DISPOSAL | TRINITY OILFIELD SERVICES & | 253.20 | 0.000539020 | 0.14 |
| SALT WATER DISPOSAL | TRINITY OILFIELD SERVICES & | 253.20 | 0.000539020 | 0.14 |
| SALT WATER DISPOSAL | TRINITY OILFIELD SERVICES & | 253.20 | 0.000539020 | 0.14 |
| SALT WATER DISPOSAL | TRINITY OILFIELD SERVICES & | 208.89 | 0.000539020 | 0.11 |
| SALT WATER DISPOSAL | TRINITY OILFIELD SERVICES & | 208.89 | 0.000539020 | 0.11 |
| SALT WATER DISPOSAL | TRINITY OILFIELD SERVICES & | 208.89 | 0.000539020 | 0.11 |
| SALT WATER DISPOSAL | TRINITY OILFIELD SERVICES & | 253.20 | 0.000539020 | 0.14 |
| SALT WATER DISPOSAL | TRINITY OILFIELD SERVICES & | 275.36 | 0.000539020 | 0.15 |
| SALT WATER DISPOSAL | TRINITY OILFIELD SERVICES & | 208.89 | 0.000539020 | 0.11 |
| SALT WATER DISPOSAL | TRINITY OILFIELD SERVICES & | 253.20 | 0.000539020 | 0.14 |
| SALT WATER DISPOSAL | TRINITY OILFIELD SERVICES & | 275.36 | 0.000539020 | 0.15 |
| SALT WATER DISPOSAL | TRINITY OILFIELD SERVICES & | 253.20 | 0.000539020 | 0.14 |
| SALT WATER DISPOSAL | TRINITY OILFIELD SERVICES & | 221.55 | 0.000539020 | 0.12 |
| SALT WATER DISPOSAL | TRINITY OILFIELD SERVICES & | 275.36 | 0.000539020 | 0.15 |
| SALT WATER DISPOSAL | OWL SWD OPERATING LLC | 1,657.11 | 0.000539020 | 0.89 |
| SALT WATER DISPOSAL | OWL SWD OPERATING LLC | 40.93 | 0.000539020 | 0.02 |

09-30-2021

257

MEWBOURNE OIL COMPANY

Page 18

SIANA OIL & GAS CO, LLC
TOM M RAGSDALE
P O BOX 2246
CONROE, TX 77305

INVOICE NO.: 202109-00749
INVOICE DATE: 9-30-2021
OWNER: 035904-1
BILLING FOR: September 2021

| REFERENCE/DESCRIPTION OF CHARGES | | GROSS CHARGES | WORKING INTEREST | NET CHARGE |
|---|---------------------------|-------------------|---------------------|---------------|
| SALT WATER DISPOSAL | NGL WATER SOLUTIONS PERM | 30,675.35 | 0.000539020 | 16.53 |
| SALT WATER DISPOSAL | NGL WATER SOLUTIONS PERM | 29,210.86 | 0.000539020 | 15.75 |
| SALT WATER DISPOSAL | GRAMA RIDGE DISPOSAL LLC | 6.28 | 0.000539020 | 0.00 |
| SALT WATER DISPOSAL | JES ENERGY LLC | 5,782.46 | 0.000539020 | 3.12 |
| SITE RESTORATION & EXCAVATION | BLADE SERVICES LLC | 983.79 | 0.000539020 | 0.53 |
| SITE RESTORATION & EXCAVATION | SUNDANCE SERVICES WEST IN | 509.73 | 0.000539020 | 0.27 |
| Total Lease Operating Expense Cost | | 124,432.25 | | 67.06 |
| 72310000-30 SUBTOTAL | | 124,432.25 | 67.06 | |
| PROPERTY 72310000 TOTAL | | 124,432.25 | 67.06 | |
| PROPERTY: 72580000 72580000-30 OXY BYPASS 16 STATE 1 | | | | |
| <u>Lease Operating Expense</u> | | | | |
| COMPANY SUPERVISION | MEWBOURNE OIL COMPANY | 56.15 | 0.126000000 | 7.07 |
| Total Lease Operating Expense Cost | | 56.15 | | 7.07 |
| 72580000-30 SUBTOTAL | | 56.15 | 7.07 | |
| PROPERTY 72580000 TOTAL | | 56.15 | 7.07 | |

Netted Owner

09-30-2021

258

MEWBOURNE OIL COMPANY

MEWBOURNE OIL COMPANY
P O BOX 7698
TYLER, TX 75711-7698

SIANA OIL & GAS CO, LLC
TOM M RAGSDALE
P O BOX 2246
CONROE, TX 77305

INVOICE NO.: 202110-02969
INVOICE DATE: 10-31-2021
OWNER: 035904-1
BILLING FOR: October 2021

BALANCE FORWARD**-273,652.40****CURRENT PERIOD ADJUSTMENT****AMOUNT**

0.00

CURRENT CHARGES**GROSS****INTEREST****NET**

| | | | | |
|---|----------|-------------------|--------------|------------------|
| 62390000 - PRONGHORN 15 B3BO FED COM 1H | TIER: 30 | 21,967.92 | 0.0683747500 | 1,502.06 |
| 62391000 - PRONGHORN 15 B3CN FED COM 1H | TIER: 30 | 17,796.42 | 0.0683747500 | 1,216.83 |
| 62392000 - PRONGHORN 15 B3DM FED COM 1H | TIER: 30 | 26,123.42 | 0.0683747500 | 1,786.22 |
| 62774000 - IBEX 10 B3MD FED COM 1H | TIER: 30 | 25,113.46 | 0.0527536400 | 1,324.83 |
| 62775000 - IBEX 10 B3NC FED COM 1H | TIER: 30 | 25,252.14 | 0.0527536400 | 1,332.11 |
| 62776000 - IBEX 10 B3OB FED COM 1H | TIER: 30 | 23,894.12 | 0.0322507100 | 770.59 |
| 62906000 - GAZELLE 22 B2MD FED COM 2H | TIER: 30 | 20,299.30 | 0.1969919400 | 3,998.82 |
| 62915000 - CREEDENCE 21/16 W0ED ST COM 2H | TIER: 10 | 73.69 | 0.0063636200 | 0.47 |
| 62915000 - CREEDENCE 21/16 W0ED ST COM 2H | TIER: 30 | 44,336.26 | 0.0063636200 | 282.17 |
| 62916000 - CREEDENCE 21/16 W1ED ST COM 1H | TIER: 30 | 64,069.89 | 0.0063636200 | 407.74 |
| 62948000 - INLAND 26/23 B2PI STATE COM 1H | TIER: 20 | 16,175.34 | 0.1000000000 | 1,617.53 |
| 62948000 - INLAND 26/23 B2PI STATE COM 1H | TIER: 30 | 96,511.20 | 0.1000000000 | 9,651.10 |
| 62958000 - GAZELLE 22 B3MD FED COM 1H | TIER: 30 | 20,618.48 | 0.1969919400 | 4,061.68 |
| 72076000 - INLAND 26/23 B2OJ STATE COM 1H | TIER: 30 | 30,654.94 | 0.1000000000 | 3,065.52 |
| 72185000 - CREEDENCE 21/16 W0FC ST COM 4H | TIER: 30 | 92,124.57 | 0.0063636200 | 586.26 |
| 72186000 - CREEDENCE 21/16 W1FC ST COM 3H | TIER: 30 | 69,259.49 | 0.0063636200 | 440.76 |
| 72310000 - IBEX 15/10 B1PA FED COM 2H | TIER: 20 | 412.98 | 0.0005390200 | 0.22 |
| 72310000 - IBEX 15/10 B1PA FED COM 2H | TIER: 30 | 88,670.37 | 0.0005390200 | 47.81 |
| 72580000 - OXY BYPASS 16 STATE 1 | TIER: 30 | 81.42 | 0.1260000000 | 10.26 |
| TOTAL CURRENT CHARGES | | 683,435.41 | | 32,102.98 |

APPLIED ADVANCES

| | |
|---|------------------|
| 72185000 - CREEDENCE 21/16 W0FC ST COM 4H | -1,048.26 |
| 72186000 - CREEDENCE 21/16 W1FC ST COM 3H | -804.69 |
| APPLIED ADVANCES TOTAL | -1,852.95 |

INVOICE TOTAL**30,250.03****OUTSTANDING BALANCE****(243,402.37)**

MEWBOURNE OIL COMPANY

Page 2

SIANA OIL & GAS CO, LLC
TOM M RAGSDALE
P O BOX 2246
CONROE, TX 77305

INVOICE NO.: 202110-02969
INVOICE DATE: 10-31-2021
OWNER: 035904-1
BILLING FOR: October 2021

PLEASE INDICATE INVOICE# 202110-02969
AND ACCOUNT# 035904-1
ON REMITTANCE
PAYMENT DUE 15 DAYS AFTER RECEIPT OF INVOICE PAYABLE IN US DOLLARS

FOR INQUIRIES, PLEASE CONTACT (903) 561-2900

Netted Owner

10-29-2021

260

MEWBOURNE OIL COMPANY

Page 3

SIANA OIL & GAS CO, LLC
TOM M RAGSDALE
P O BOX 2246
CONROE, TX 77305

INVOICE NO.: 202110-02969
INVOICE DATE: 10-31-2021
OWNER: 035904-1
BILLING FOR: October 2021

| REFERENCE/DESCRIPTION OF CHARGES | | GROSS CHARGES | WORKING INTEREST | NET CHARGE |
|--|-----------------------------|------------------|---------------------|---------------|
| PROPERTY: 62390000 62390000-30 PRONGHORN 15 B3BO FED COM 1H | | | | |
| <u>Lease Operating Expense</u> | | | | |
| AUTOMATION MAINTENANCE | AMERICAN MILLENNIUM COR | 25.70 | 0.068374750 | 1.76 |
| AUTOMATION MAINTENANCE | TANKLOGIX LLC | 223.09 | 0.068374750 | 15.25 |
| CHEMICALS-WATER TREATING | JACAM CATALYST LLC | 448.38 | 0.068374750 | 30.66 |
| CHEMICALS-WATER TREATING | JACAM CATALYST LLC | 534.36 | 0.068374750 | 36.54 |
| CHEMICALS-WATER TREATING | ENVIROKLEAN PRODUCT DEV | 764.38 | 0.068374750 | 52.27 |
| COMPRESSOR MAINTENANCE | INGRAM PROFESSIONAL SERV | 323.70 | 0.068374750 | 22.13 |
| EMISSIONS CONTROL EQUIPMENT MAINTENANCE | G&A FABRICATION LLC | 352.89 | 0.068374750 | 24.13 |
| FUEL/ POWER / ELECTRICAL | XCEL ENERGY | 3,430.15 | 0.068374750 | 234.53 |
| GATHERING/TREATING/DEHYDRATION | BOONE ARCHAEOLOGICAL RE | 66.37 | 0.068374750 | 4.54 |
| LEASE & FACILITY | MEWBOURNE OIL COMPANY | 425.00 | 0.068374750 | 29.06 |
| LEASE & FACILITY | MEWBOURNE OIL COMPANY | 425.00 | 0.068374750 | 29.06 |
| LEASE & FACILITY MAINTENANCE | GARNER PUMP & SUPPLY INC | 11.63 | 0.068374750 | 0.79 |
| LEASE & FACILITY MAINTENANCE | STONE OILFIELD SERVICE INC | 153.93 | 0.068374750 | 10.53 |
| LEASE & FACILITY MAINTENANCE | MPS ENTERPRISES INC | 13.54 | 0.068374750 | 0.93 |
| LEASE & FACILITY MAINTENANCE | MPS ENTERPRISES INC | 1,919.35 | 0.068374750 | 131.23 |
| LEASE & FACILITY MAINTENANCE | MPS ENTERPRISES INC | 1.55 | 0.068374750 | 0.11 |
| LEASE & FACILITY MAINTENANCE | MPS ENTERPRISES INC | 6.54 | 0.068374750 | 0.45 |
| LEASE & FACILITY MAINTENANCE | MPS ENTERPRISES INC | 91.76 | 0.068374750 | 6.27 |
| LEASE & FACILITY MAINTENANCE | GUNS UP SERVICES | 35.83 | 0.068374750 | 2.45 |
| LEASE & FACILITY MAINTENANCE | TURNCO ENTERPRISES LLC | 40.50 | 0.068374750 | 2.77 |
| LEASE & FACILITY MAINTENANCE | TURNCO ENTERPRISES LLC | 41.25 | 0.068374750 | 2.82 |
| LEASE & FACILITY MAINTENANCE | INGRAM PROFESSIONAL SERV | 514.58 | 0.068374750 | 35.18 |
| LEASE & FACILITY MAINTENANCE | TRINITY OILFIELD SERVICES & | 201.77 | 0.068374750 | 13.79 |
| LEASE & FACILITY MAINTENANCE | ALTAMIRA-US LLC | 350.00 | 0.068374750 | 23.93 |
| MISCELLANEOUS EQUIPMENT RENTAL | MEWBOURNE OIL COMPANY | 235.20 | 0.068374750 | 16.08 |
| OVERHEAD-FIXED RATE | MEWBOURNE OIL COMPANY | 864.00 | 0.068374750 | 59.08 |
| PRIME MOVER / PUMP MAINTENANCE | HR COMPRESSION & SERVICE: | 597.75 | 0.068374750 | 40.87 |
| PRIME MOVER / PUMP MAINTENANCE | HR COMPRESSION & SERVICE: | 45.57 | 0.068374750 | 3.12 |
| PRIME MOVER / PUMP MAINTENANCE | HR COMPRESSION & SERVICE: | 635.92 | 0.068374750 | 43.48 |
| PRIME MOVER / PUMP MAINTENANCE | WILDCAT PUMP & ENGINE REI | 43.24 | 0.068374750 | 2.96 |
| PUMPING | MEWBOURNE OIL COMPANY | 850.00 | 0.068374750 | 58.12 |
| PUMPING | MEWBOURNE OIL COMPANY | 425.00 | 0.068374750 | 29.06 |
| RENTAL SERVICES | GRAVITY OILFIELD SERVICES | 32.19 | 0.068374750 | 2.20 |
| RENTAL SERVICES | GRAVITY OILFIELD SERVICES | 17.66 | 0.068374750 | 1.21 |
| RENTAL SERVICES | TOTAL OPERATIONS & PRODU | 5,086.00 | 0.068374750 | 347.75 |
| RIGHT-OF-WAYS & EASEMENTS | ENCOMPASS SERVICES, LLC | 27.75 | 0.068374750 | 1.90 |
| SALT WATER DISPOSAL | OWL SWD OPERATING LLC | 159.19 | 0.068374750 | 10.88 |
| SALT WATER DISPOSAL | NGL WATER SOLUTIONS PERM | 2,308.57 | 0.068374750 | 157.85 |
| SALT WATER DISPOSAL | LIMESTONE BASIN PROPERTIE | 10.12 | 0.068374750 | 0.69 |
| SITE RESTORATION & EXCAVATION | TURNCO ENTERPRISES LLC | 27.00 | 0.068374750 | 1.85 |

10-29-2021

261

MEWBOURNE OIL COMPANY

Page 4

SIANA OIL & GAS CO, LLC
TOM M RAGSDALE
P O BOX 2246
CONROE, TX 77305

INVOICE NO.: 202110-02969
INVOICE DATE: 10-31-2021
OWNER: 035904-1
BILLING FOR: October 2021

| REFERENCE/DESCRIPTION OF CHARGES | | GROSS CHARGES | WORKING INTEREST | NET CHARGE |
|--|-----------------------------|------------------|------------------|------------|
| SITE RESTORATION & EXCAVATION | R360 ENVIRONMENTAL SOLUT | 201.51 | 0.068374750 | 13.78 |
| Total Lease Operating Expense Cost | | 21,967.92 | | 1,502.06 |
| 62390000-30 SUBTOTAL | | 21,967.92 | 1,502.06 | |
| PROPERTY 62390000 TOTAL | | 21,967.92 | 1,502.06 | |
| PROPERTY: 62391000 62391000-30 PRONGHORN 15 B3CN FED COM 1H | | | | |
| <u>Lease Operating Expense</u> | | | | |
| AUTOMATION MAINTENANCE | TANKLOGIX LLC | 70.65 | 0.068374750 | 4.84 |
| CHEMICALS-WATER TREATING | ENVIROKLEAN PRODUCT DEV | 180.57 | 0.068374750 | 12.35 |
| COMPRESSOR MAINTENANCE | TRINITY OILFIELD SERVICES & | 179.35 | 0.068374750 | 12.26 |
| EMISSIONS CONTROL EQUIPMENT MAINTENANCE | GARNER PUMP & SUPPLY INC | 75.27 | 0.068374750 | 5.15 |
| EMISSIONS CONTROL EQUIPMENT MAINTENANCE | G&A FABRICATION LLC | 275.49 | 0.068374750 | 18.84 |
| EMISSIONS CONTROL EQUIPMENT MAINTENANCE | G&A FABRICATION LLC | 153.56 | 0.068374750 | 10.50 |
| FUEL/ POWER / ELECTRICAL | XCEL ENERGY | 683.41 | 0.068374750 | 46.73 |
| GATHERING/TREATING/DEHYDRATION | PRO-KEM INC | 589.88 | 0.068374750 | 40.33 |
| GATHERING/TREATING/DEHYDRATION | BOONE ARCHAEOLOGICAL RE | 44.24 | 0.068374750 | 3.02 |
| LEASE & FACILITY MAINTENANCE | GARNER PUMP & SUPPLY INC | 173.57 | 0.068374750 | 11.87 |
| LEASE & FACILITY MAINTENANCE | GARNER PUMP & SUPPLY INC | 11.63 | 0.068374750 | 0.79 |
| LEASE & FACILITY MAINTENANCE | GARNER PUMP & SUPPLY INC | 110.14 | 0.068374750 | 7.53 |
| LEASE & FACILITY MAINTENANCE | GARNER PUMP & SUPPLY INC | 110.14 | 0.068374750 | 7.53 |
| LEASE & FACILITY MAINTENANCE | STONE OILFIELD SERVICE INC | 50.26 | 0.068374750 | 3.43 |
| LEASE & FACILITY MAINTENANCE | MPS ENTERPRISES INC | 13.54 | 0.068374750 | 0.93 |
| LEASE & FACILITY MAINTENANCE | MPS ENTERPRISES INC | 626.72 | 0.068374750 | 42.85 |
| LEASE & FACILITY MAINTENANCE | MPS ENTERPRISES INC | 0.50 | 0.068374750 | 0.04 |
| LEASE & FACILITY MAINTENANCE | MPS ENTERPRISES INC | 2.14 | 0.068374750 | 0.15 |
| LEASE & FACILITY MAINTENANCE | MPS ENTERPRISES INC | 29.96 | 0.068374750 | 2.05 |
| LEASE & FACILITY MAINTENANCE | DIAMONDBACK DISPOSAL SEI | 1,794.47 | 0.068374750 | 122.70 |
| LEASE & FACILITY MAINTENANCE | GUNS UP SERVICES | 35.83 | 0.068374750 | 2.45 |
| LEASE & FACILITY MAINTENANCE | TURNCO ENTERPRISES LLC | 40.50 | 0.068374750 | 2.77 |
| LEASE & FACILITY MAINTENANCE | TURNCO ENTERPRISES LLC | 315.00 | 0.068374750 | 21.54 |
| LEASE & FACILITY MAINTENANCE | TURNCO ENTERPRISES LLC | 157.50 | 0.068374750 | 10.77 |
| LEASE & FACILITY MAINTENANCE | TURNCO ENTERPRISES LLC | 157.50 | 0.068374750 | 10.77 |
| LEASE & FACILITY MAINTENANCE | TURNCO ENTERPRISES LLC | 41.25 | 0.068374750 | 2.82 |
| LEASE & FACILITY MAINTENANCE | TURNCO ENTERPRISES LLC | 630.00 | 0.068374750 | 43.08 |
| LEASE & FACILITY MAINTENANCE | INGRAM PROFESSIONAL SERV | 451.53 | 0.068374750 | 30.87 |
| LEASE & FACILITY MAINTENANCE | EP&S LLC | 241.03 | 0.068374750 | 16.48 |
| LEASE & FACILITY MAINTENANCE | EP&S LLC | 678.52 | 0.068374750 | 46.39 |
| MISCELLANEOUS EQUIPMENT RENTAL | MEWBOURNE OIL COMPANY | 235.20 | 0.068374750 | 16.08 |
| OVERHEAD-FIXED RATE | MEWBOURNE OIL COMPANY | 864.00 | 0.068374750 | 59.08 |
| PRIME MOVER / PUMP MAINTENANCE | HR COMPRESSION & SERVICE: | 669.77 | 0.068374750 | 45.79 |
| PRIME MOVER / PUMP MAINTENANCE | HR COMPRESSION & SERVICE: | 45.58 | 0.068374750 | 3.12 |
| PRIME MOVER / PUMP MAINTENANCE | WILDCAT PUMP & ENGINE REI | 43.28 | 0.068374750 | 2.96 |

10-29-2021

262

MEWBOURNE OIL COMPANY

Page 5

SIANA OIL & GAS CO, LLC
TOM M RAGSDALE
P O BOX 2246
CONROE, TX 77305

INVOICE NO.: 202110-02969
INVOICE DATE: 10-31-2021
OWNER: 035904-1
BILLING FOR: October 2021

| REFERENCE/DESCRIPTION OF CHARGES | | GROSS CHARGES | WORKING INTEREST | NET CHARGE |
|------------------------------------|---------------------------|---------------|------------------|------------|
| PUMPING | MEWBOURNE OIL COMPANY | 850.00 | 0.068374750 | 58.12 |
| PUMPING | MEWBOURNE OIL COMPANY | 212.50 | 0.068374750 | 14.53 |
| RENTAL SERVICES | KODIAK GAS SERVICES LLC | 6,012.51 | 0.068374750 | 411.10 |
| RENTAL SERVICES | GRAVITY OILFIELD SERVICES | 10.51 | 0.068374750 | 0.72 |
| RENTAL SERVICES | GRAVITY OILFIELD SERVICES | 5.77 | 0.068374750 | 0.39 |
| RIGHT-OF-WAYS & EASEMENTS | ENCOMPASS SERVICES, LLC | 18.50 | 0.068374750 | 1.26 |
| SALT WATER DISPOSAL | OWL SWD OPERATING LLC | 101.66 | 0.068374750 | 6.95 |
| SALT WATER DISPOSAL | NGL WATER SOLUTIONS PERM | 769.52 | 0.068374750 | 52.61 |
| SALT WATER DISPOSAL | LIMESTONE BASIN PROPERTIE | 6.47 | 0.068374750 | 0.44 |
| SITE RESTORATION & EXCAVATION | TURNCO ENTERPRISES LLC | 27.00 | 0.068374750 | 1.85 |
| Total Lease Operating Expense Cost | | 17,796.42 | | 1,216.83 |

62391000-30 SUBTOTAL

17,796.42

1,216.83

PROPERTY 62391000 TOTAL

17,796.42

1,216.83

PROPERTY: 62392000 62392000-30 PRONGHORN 15 B3DM FED COM 1H

Lease Operating Expense

| | | | | |
|---|----------------------------|----------|-------------|--------|
| AUTOMATION MAINTENANCE | TANKLOGIX LLC | 70.65 | 0.068374750 | 4.84 |
| CHEMICALS-WATER TREATING | JACAM CATALYST LLC | 448.38 | 0.068374750 | 30.66 |
| CHEMICALS-WATER TREATING | JACAM CATALYST LLC | 2,791.53 | 0.068374750 | 190.87 |
| CHEMICALS-WATER TREATING | ENVIROKLEAN PRODUCT DEV | 186.58 | 0.068374750 | 12.76 |
| COMPRESSOR MAINTENANCE | INGRAM PROFESSIONAL SERV | 323.70 | 0.068374750 | 22.13 |
| EMISSIONS CONTROL EQUIPMENT MAINTENANCE | GARNER PUMP & SUPPLY INC | 75.28 | 0.068374750 | 5.15 |
| EMISSIONS CONTROL EQUIPMENT MAINTENANCE | G&A FABRICATION LLC | 275.49 | 0.068374750 | 18.84 |
| EMISSIONS CONTROL EQUIPMENT MAINTENANCE | G&A FABRICATION LLC | 153.57 | 0.068374750 | 10.50 |
| FUEL/ POWER / ELECTRICAL | XCEL ENERGY | 3,181.18 | 0.068374750 | 217.52 |
| GATHERING/TREATING/DEHYDRATION | BOONE ARCHAEOLOGICAL RE | 44.24 | 0.068374750 | 3.02 |
| LEASE & FACILITY | MEWBOURNE OIL COMPANY | 850.00 | 0.068374750 | 58.12 |
| LEASE & FACILITY MAINTENANCE | GARNER PUMP & SUPPLY INC | 33.11 | 0.068374750 | 2.27 |
| LEASE & FACILITY MAINTENANCE | GARNER PUMP & SUPPLY INC | 186.75 | 0.068374750 | 12.76 |
| LEASE & FACILITY MAINTENANCE | GARNER PUMP & SUPPLY INC | 173.57 | 0.068374750 | 11.87 |
| LEASE & FACILITY MAINTENANCE | GARNER PUMP & SUPPLY INC | 11.63 | 0.068374750 | 0.79 |
| LEASE & FACILITY MAINTENANCE | GARNER PUMP & SUPPLY INC | 672.92 | 0.068374750 | 46.01 |
| LEASE & FACILITY MAINTENANCE | GARNER PUMP & SUPPLY INC | 110.16 | 0.068374750 | 7.53 |
| LEASE & FACILITY MAINTENANCE | GARNER PUMP & SUPPLY INC | 110.16 | 0.068374750 | 7.53 |
| LEASE & FACILITY MAINTENANCE | STONE OILFIELD SERVICE INC | 47.12 | 0.068374750 | 3.22 |
| LEASE & FACILITY MAINTENANCE | MPS ENTERPRISES INC | 13.54 | 0.068374750 | 0.93 |
| LEASE & FACILITY MAINTENANCE | MPS ENTERPRISES INC | 587.56 | 0.068374750 | 40.18 |
| LEASE & FACILITY MAINTENANCE | MPS ENTERPRISES INC | 0.48 | 0.068374750 | 0.04 |
| LEASE & FACILITY MAINTENANCE | MPS ENTERPRISES INC | 2.01 | 0.068374750 | 0.14 |
| LEASE & FACILITY MAINTENANCE | MPS ENTERPRISES INC | 28.09 | 0.068374750 | 1.92 |
| LEASE & FACILITY MAINTENANCE | DIAMONDBACK DISPOSAL SEI | 1,794.43 | 0.068374750 | 122.69 |
| LEASE & FACILITY MAINTENANCE | GUNS UP SERVICES | 35.83 | 0.068374750 | 2.45 |

10-29-2021

263

MEWBOURNE OIL COMPANY

Page 6

SIANA OIL & GAS CO, LLC
TOM M RAGSDALE
P O BOX 2246
CONROE, TX 77305

INVOICE NO.: 202110-02969
INVOICE DATE: 10-31-2021
OWNER: 035904-1
BILLING FOR: October 2021

| REFERENCE/DESCRIPTION OF CHARGES | | GROSS CHARGES | WORKING INTEREST | NET CHARGE |
|------------------------------------|---------------------------|---------------|------------------|------------|
| LEASE & FACILITY MAINTENANCE | TURNCO ENTERPRISES LLC | 40.50 | 0.068374750 | 2.77 |
| LEASE & FACILITY MAINTENANCE | TURNCO ENTERPRISES LLC | 315.00 | 0.068374750 | 21.54 |
| LEASE & FACILITY MAINTENANCE | TURNCO ENTERPRISES LLC | 157.50 | 0.068374750 | 10.77 |
| LEASE & FACILITY MAINTENANCE | TURNCO ENTERPRISES LLC | 157.50 | 0.068374750 | 10.77 |
| LEASE & FACILITY MAINTENANCE | TURNCO ENTERPRISES LLC | 41.25 | 0.068374750 | 2.82 |
| LEASE & FACILITY MAINTENANCE | TURNCO ENTERPRISES LLC | 630.00 | 0.068374750 | 43.08 |
| LEASE & FACILITY MAINTENANCE | INGRAM PROFESSIONAL SERV | 451.55 | 0.068374750 | 30.88 |
| LEASE & FACILITY MAINTENANCE | EP&S LLC | 241.04 | 0.068374750 | 16.48 |
| LEASE & FACILITY MAINTENANCE | EP&S LLC | 678.54 | 0.068374750 | 46.39 |
| MISCELLANEOUS EQUIPMENT RENTAL | MEWBOURNE OIL COMPANY | 235.20 | 0.068374750 | 16.08 |
| OVERHEAD-FIXED RATE | MEWBOURNE OIL COMPANY | 864.03 | 0.068374750 | 59.08 |
| PRIME MOVER / PUMP MAINTENANCE | HR COMPRESSION & SERVICE | 593.96 | 0.068374750 | 40.62 |
| PRIME MOVER / PUMP MAINTENANCE | HR COMPRESSION & SERVICE | 45.57 | 0.068374750 | 3.12 |
| PRIME MOVER / PUMP MAINTENANCE | WILDCAT PUMP & ENGINE REI | 43.24 | 0.068374750 | 2.96 |
| PUMPING | MEWBOURNE OIL COMPANY | 850.00 | 0.068374750 | 58.12 |
| PUMPING | MEWBOURNE OIL COMPANY | 212.50 | 0.068374750 | 14.53 |
| RENTAL SERVICES | GRAVITY OILFIELD SERVICES | 9.85 | 0.068374750 | 0.67 |
| RENTAL SERVICES | GRAVITY OILFIELD SERVICES | 5.41 | 0.068374750 | 0.37 |
| RENTAL SERVICES | TOTAL OPERATIONS & PRODU | 5,086.00 | 0.068374750 | 347.75 |
| RIGHT-OF-WAYS & EASEMENTS | ENCOMPASS SERVICES, LLC | 18.50 | 0.068374750 | 1.26 |
| SALT WATER DISPOSAL | OWL SWD OPERATING LLC | 125.30 | 0.068374750 | 8.57 |
| SALT WATER DISPOSAL | NGL WATER SOLUTIONS PERM | 3,078.09 | 0.068374750 | 210.46 |
| SALT WATER DISPOSAL | LIMESTONE BASIN PROPERTIE | 7.93 | 0.068374750 | 0.54 |
| SITE RESTORATION & EXCAVATION | TURNCO ENTERPRISES LLC | 27.00 | 0.068374750 | 1.85 |
| Total Lease Operating Expense Cost | | 26,123.42 | | 1,786.22 |

62392000-30 SUBTOTAL

26,123.42

1,786.22

PROPERTY 62392000 TOTAL

26,123.42

1,786.22

PROPERTY: 62774000 62774000-30 IBEX 10 B3MD FED COM 1H

Lease Operating Expense

| | | | | |
|---|---------------------------|----------|-------------|-------|
| AUTOMATION MAINTENANCE | AMERICAN MILLENNIUM COR | 29.30 | 0.052753640 | 1.55 |
| AUTOMATION MAINTENANCE | TANKLOGIX LLC | 130.13 | 0.052753640 | 6.87 |
| CHEMICALS-WATER TREATING | JACAM CATALYST LLC | 448.38 | 0.052753640 | 23.65 |
| CHEMICALS-WATER TREATING | ENVIROKLEAN PRODUCT DEV | 656.04 | 0.052753640 | 34.61 |
| EMISSIONS CONTROL EQUIPMENT MAINTENANCE | D&C ELECTRIC LLC | 157.58 | 0.052753640 | 8.31 |
| EMISSIONS CONTROL EQUIPMENT MAINTENANCE | DIVINE ENERGY SERVICES LL | 106.81 | 0.052753640 | 5.63 |
| EMISSIONS CONTROL EQUIPMENT MAINTENANCE | TRUCKING & CONTRACTING S | 295.11 | 0.052753640 | 15.57 |
| EMISSIONS CONTROL EQUIPMENT MAINTENANCE | G&A FABRICATION LLC | 201.96 | 0.052753640 | 10.66 |
| EMISSIONS CONTROL EQUIPMENT MAINTENANCE | G&A FABRICATION LLC | 619.85 | 0.052753640 | 32.70 |
| FUEL/ POWER / ELECTRICAL | XCEL ENERGY | 1,294.78 | 0.052753640 | 68.31 |
| GATHERING/TREATING/DEHYDRATION | PRO-KEM INC | 294.94 | 0.052753640 | 15.56 |
| GATHERING/TREATING/DEHYDRATION | BOONE ARCHAEOLOGICAL RE | 44.24 | 0.052753640 | 2.34 |

10-29-2021

264

MEWBOURNE OIL COMPANY

Page 7

SIANA OIL & GAS CO, LLC
TOM M RAGSDALE
P O BOX 2246
CONROE, TX 77305

INVOICE NO.: 202110-02969
INVOICE DATE: 10-31-2021
OWNER: 035904-1
BILLING FOR: October 2021

| REFERENCE/DESCRIPTION OF CHARGES | | GROSS CHARGES | WORKING INTEREST | NET CHARGE |
|------------------------------------|-----------------------------|------------------|---------------------|---------------|
| LEASE & FACILITY MAINTENANCE | GARNER PUMP & SUPPLY INC | 11.63 | 0.052753640 | 0.61 |
| LEASE & FACILITY MAINTENANCE | STONE OILFIELD SERVICE INC | 91.10 | 0.052753640 | 4.81 |
| LEASE & FACILITY MAINTENANCE | MPS ENTERPRISES INC | 13.55 | 0.052753640 | 0.71 |
| LEASE & FACILITY MAINTENANCE | MPS ENTERPRISES INC | 1,135.94 | 0.052753640 | 59.92 |
| LEASE & FACILITY MAINTENANCE | MPS ENTERPRISES INC | 0.92 | 0.052753640 | 0.05 |
| LEASE & FACILITY MAINTENANCE | MPS ENTERPRISES INC | 3.87 | 0.052753640 | 0.20 |
| LEASE & FACILITY MAINTENANCE | MPS ENTERPRISES INC | 54.30 | 0.052753640 | 2.87 |
| LEASE & FACILITY MAINTENANCE | GUNS UP SERVICES | 35.83 | 0.052753640 | 1.89 |
| LEASE & FACILITY MAINTENANCE | TURNCO ENTERPRISES LLC | 283.50 | 0.052753640 | 14.95 |
| LEASE & FACILITY MAINTENANCE | TURNCO ENTERPRISES LLC | 40.50 | 0.052753640 | 2.13 |
| LEASE & FACILITY MAINTENANCE | TURNCO ENTERPRISES LLC | 157.50 | 0.052753640 | 8.31 |
| LEASE & FACILITY MAINTENANCE | TURNCO ENTERPRISES LLC | 262.50 | 0.052753640 | 13.85 |
| LEASE & FACILITY MAINTENANCE | TURNCO ENTERPRISES LLC | 41.25 | 0.052753640 | 2.18 |
| LEASE & FACILITY MAINTENANCE | TRINITY OILFIELD SERVICES & | 156.93 | 0.052753640 | 8.28 |
| LEASE & FACILITY MAINTENANCE | H-M TRUCKING LLC | 137.56 | 0.052753640 | 7.26 |
| MISCELLANEOUS EQUIPMENT RENTAL | MEWBOURNE OIL COMPANY | 235.20 | 0.052753640 | 12.41 |
| OVERHEAD-FIXED RATE | MEWBOURNE OIL COMPANY | 889.09 | 0.052753640 | 46.90 |
| PRIME MOVER / PUMP MAINTENANCE | HR COMPRESSION & SERVICE: | 752.07 | 0.052753640 | 39.68 |
| PRIME MOVER / PUMP MAINTENANCE | HR COMPRESSION & SERVICE: | 45.58 | 0.052753640 | 2.40 |
| PRIME MOVER / PUMP MAINTENANCE | HR COMPRESSION & SERVICE: | 1,028.52 | 0.052753640 | 54.26 |
| PRIME MOVER / PUMP MAINTENANCE | HR COMPRESSION & SERVICE: | 1,658.84 | 0.052753640 | 87.51 |
| PRIME MOVER / PUMP MAINTENANCE | WILDCAT PUMP & ENGINE REI | 43.29 | 0.052753640 | 2.29 |
| PUMPING | MEWBOURNE OIL COMPANY | 850.00 | 0.052753640 | 44.84 |
| PUMPING | MEWBOURNE OIL COMPANY | 425.00 | 0.052753640 | 22.42 |
| RENTAL SERVICES | SERVICE COMPRESSION LLC | 4,503.23 | 0.052753640 | 237.56 |
| RENTAL SERVICES | GRAVITY OILFIELD SERVICES | 19.05 | 0.052753640 | 1.00 |
| RENTAL SERVICES | GRAVITY OILFIELD SERVICES | 10.45 | 0.052753640 | 0.55 |
| RIGHT-OF-WAYS & EASEMENTS | ENCOMPASS SERVICES, LLC | 18.50 | 0.052753640 | 0.97 |
| SALT WATER DISPOSAL | TRINITY OILFIELD SERVICES & | 750.57 | 0.052753640 | 39.60 |
| SALT WATER DISPOSAL | TRINITY OILFIELD SERVICES & | 750.57 | 0.052753640 | 39.60 |
| SALT WATER DISPOSAL | TRINITY OILFIELD SERVICES & | 694.97 | 0.052753640 | 36.66 |
| SALT WATER DISPOSAL | OWL SWD OPERATING LLC | 253.76 | 0.052753640 | 13.39 |
| SALT WATER DISPOSAL | NGL WATER SOLUTIONS PERM | 4,617.13 | 0.052753640 | 243.57 |
| SALT WATER DISPOSAL | NGL WATER SOLUTIONS PERM | 132.16 | 0.052753640 | 6.97 |
| SALT WATER DISPOSAL | NGL WATER SOLUTIONS PERM | 85.72 | 0.052753640 | 4.52 |
| SALT WATER DISPOSAL | LIMESTONE BASIN PROPERTIE | 16.10 | 0.052753640 | 0.85 |
| SALT WATER DISPOSAL | SARGE TRUCKING SERVICES, : | 600.66 | 0.052753640 | 31.68 |
| SITE RESTORATION & EXCAVATION | TURNCO ENTERPRISES LLC | 27.00 | 0.052753640 | 1.42 |
| Total Lease Operating Expense Cost | | 25,113.46 | | 1,324.83 |
| 62774000-30 SUBTOTAL | | 25,113.46 | | 1,324.83 |
| PROPERTY 62774000 TOTAL | | 25,113.46 | | 1,324.83 |

10-29-2021

265

MEWBOURNE OIL COMPANY

Page 8

SIANA OIL & GAS CO, LLC
TOM M RAGSDALE
P O BOX 2246
CONROE, TX 77305

INVOICE NO.: 202110-02969
INVOICE DATE: 10-31-2021
OWNER: 035904-1
BILLING FOR: October 2021

| REFERENCE/DESCRIPTION OF CHARGES | | GROSS CHARGES | WORKING INTEREST | NET CHARGE |
|---|-----------------------------|------------------|---------------------|---------------|
| PROPERTY: 62775000 62775000-30 IBEX 10 B3NC FED COM 1H | | | | |
| <u>Lease Operating Expense</u> | | | | |
| AUTOMATION MAINTENANCE | AMERICAN MILLENNIUM COR | 29.31 | 0.052753640 | 1.55 |
| AUTOMATION MAINTENANCE | TANKLOGIX LLC | 118.98 | 0.052753640 | 6.28 |
| CHEMICALS-WATER TREATING | JACAM CATALYST LLC | 448.38 | 0.052753640 | 23.65 |
| CHEMICALS-WATER TREATING | JACAM CATALYST LLC | 2,791.53 | 0.052753640 | 147.26 |
| CHEMICALS-WATER TREATING | ENVIROKLEAN PRODUCT DEV | 445.38 | 0.052753640 | 23.49 |
| EMISSIONS CONTROL EQUIPMENT MAINTENANCE | D&C ELECTRIC LLC | 157.61 | 0.052753640 | 8.31 |
| EMISSIONS CONTROL EQUIPMENT MAINTENANCE | DIVINE ENERGY SERVICES LL | 106.81 | 0.052753640 | 5.63 |
| EMISSIONS CONTROL EQUIPMENT MAINTENANCE | TRUCKING & CONTRACTING S | 295.14 | 0.052753640 | 15.57 |
| EMISSIONS CONTROL EQUIPMENT MAINTENANCE | G&A FABRICATION LLC | 201.98 | 0.052753640 | 10.66 |
| EMISSIONS CONTROL EQUIPMENT MAINTENANCE | G&A FABRICATION LLC | 619.86 | 0.052753640 | 32.70 |
| FUEL/ POWER / ELECTRICAL | XCEL ENERGY | 1,054.21 | 0.052753640 | 55.61 |
| GATHERING/TREATING/DEHYDRATION | PRO-KEM INC | 294.94 | 0.052753640 | 15.56 |
| GATHERING/TREATING/DEHYDRATION | BOONE ARCHAEOLOGICAL RE | 44.24 | 0.052753640 | 2.33 |
| LEASE & FACILITY | MEWBOURNE OIL COMPANY | 425.00 | 0.052753640 | 22.42 |
| LEASE & FACILITY MAINTENANCE | GARNER PUMP & SUPPLY INC | 11.63 | 0.052753640 | 0.61 |
| LEASE & FACILITY MAINTENANCE | STONE OILFIELD SERVICE INC | 50.26 | 0.052753640 | 2.65 |
| LEASE & FACILITY MAINTENANCE | MPS ENTERPRISES INC | 13.54 | 0.052753640 | 0.71 |
| LEASE & FACILITY MAINTENANCE | MPS ENTERPRISES INC | 626.72 | 0.052753640 | 33.06 |
| LEASE & FACILITY MAINTENANCE | MPS ENTERPRISES INC | 0.51 | 0.052753640 | 0.03 |
| LEASE & FACILITY MAINTENANCE | MPS ENTERPRISES INC | 2.14 | 0.052753640 | 0.12 |
| LEASE & FACILITY MAINTENANCE | MPS ENTERPRISES INC | 29.96 | 0.052753640 | 1.58 |
| LEASE & FACILITY MAINTENANCE | GUNS UP SERVICES | 35.83 | 0.052753640 | 1.89 |
| LEASE & FACILITY MAINTENANCE | TURNCO ENTERPRISES LLC | 283.50 | 0.052753640 | 14.95 |
| LEASE & FACILITY MAINTENANCE | TURNCO ENTERPRISES LLC | 40.50 | 0.052753640 | 2.14 |
| LEASE & FACILITY MAINTENANCE | TURNCO ENTERPRISES LLC | 157.50 | 0.052753640 | 8.31 |
| LEASE & FACILITY MAINTENANCE | TURNCO ENTERPRISES LLC | 262.50 | 0.052753640 | 13.85 |
| LEASE & FACILITY MAINTENANCE | TURNCO ENTERPRISES LLC | 41.25 | 0.052753640 | 2.18 |
| LEASE & FACILITY MAINTENANCE | TRINITY OILFIELD SERVICES & | 156.93 | 0.052753640 | 8.28 |
| LEASE & FACILITY MAINTENANCE | H-M TRUCKING LLC | 137.57 | 0.052753640 | 7.26 |
| LEASE & FACILITY MAINTENANCE | ALTAMIRA-US LLC | 350.00 | 0.052753640 | 18.46 |
| MISCELLANEOUS EQUIPMENT RENTAL | MEWBOURNE OIL COMPANY | 235.20 | 0.052753640 | 12.41 |
| OVERHEAD-FIXED RATE | MEWBOURNE OIL COMPANY | 889.09 | 0.052753640 | 46.90 |
| PRIME MOVER / PUMP MAINTENANCE | HR COMPRESSION & SERVICE | 460.95 | 0.052753640 | 24.32 |
| PRIME MOVER / PUMP MAINTENANCE | HR COMPRESSION & SERVICE | 45.58 | 0.052753640 | 2.40 |
| PRIME MOVER / PUMP MAINTENANCE | HR COMPRESSION & SERVICE | 630.38 | 0.052753640 | 33.26 |
| PRIME MOVER / PUMP MAINTENANCE | HR COMPRESSION & SERVICE | 1,016.71 | 0.052753640 | 53.63 |
| PRIME MOVER / PUMP MAINTENANCE | WILDCAT PUMP & ENGINE RE | 43.28 | 0.052753640 | 2.28 |
| PUMPING | MEWBOURNE OIL COMPANY | 850.00 | 0.052753640 | 44.84 |
| PUMPING | MEWBOURNE OIL COMPANY | 425.00 | 0.052753640 | 22.42 |
| RENTAL SERVICES | SERVICE COMPRESSION LLC | 4,607.60 | 0.052753640 | 243.07 |

10-29-2021

266

MEWBOURNE OIL COMPANY

Page 9

SIANA OIL & GAS CO, LLC
TOM M RAGSDALE
P O BOX 2246
CONROE, TX 77305

INVOICE NO.: 202110-02969
INVOICE DATE: 10-31-2021
OWNER: 035904-1
BILLING FOR: October 2021

| REFERENCE/DESCRIPTION OF CHARGES | | GROSS CHARGES | WORKING INTEREST | NET CHARGE |
|------------------------------------|-----------------------------|---------------|------------------|------------|
| RENTAL SERVICES | GRAVITY OILFIELD SERVICES | 10.51 | 0.052753640 | 0.55 |
| RENTAL SERVICES | GRAVITY OILFIELD SERVICES | 5.77 | 0.052753640 | 0.30 |
| RIGHT-OF-WAYS & EASEMENTS | ENCOMPASS SERVICES, LLC | 18.50 | 0.052753640 | 0.98 |
| SALT WATER DISPOSAL | TRINITY OILFIELD SERVICES & | 460.04 | 0.052753640 | 24.27 |
| SALT WATER DISPOSAL | TRINITY OILFIELD SERVICES & | 460.04 | 0.052753640 | 24.27 |
| SALT WATER DISPOSAL | TRINITY OILFIELD SERVICES & | 425.97 | 0.052753640 | 22.47 |
| SALT WATER DISPOSAL | OWL SWD OPERATING LLC | 191.50 | 0.052753640 | 10.10 |
| SALT WATER DISPOSAL | NGL WATER SOLUTIONS PERM | 4,617.13 | 0.052753640 | 243.57 |
| SALT WATER DISPOSAL | NGL WATER SOLUTIONS PERM | 132.16 | 0.052753640 | 6.97 |
| SALT WATER DISPOSAL | NGL WATER SOLUTIONS PERM | 85.72 | 0.052753640 | 4.52 |
| SALT WATER DISPOSAL | LIMESTONE BASIN PROPERTIE | 12.15 | 0.052753640 | 0.64 |
| SALT WATER DISPOSAL | SARGE TRUCKING SERVICES, I | 368.15 | 0.052753640 | 19.42 |
| SITE RESTORATION & EXCAVATION | TURNCO ENTERPRISES LLC | 27.00 | 0.052753640 | 1.42 |
| Total Lease Operating Expense Cost | | 25,252.14 | | 1,332.11 |

62775000-30 SUBTOTAL

25,252.14

1,332.11

PROPERTY 62775000 TOTAL

25,252.14

1,332.11

PROPERTY: 62776000 62776000-30 IBEX 10 B3OB FED COM 1H

Lease Operating Expense

| | | | | |
|---|----------------------------|----------|-------------|-------|
| AUTOMATION MAINTENANCE | AMERICAN MILLENNIUM COR | 25.70 | 0.032250710 | 0.83 |
| AUTOMATION MAINTENANCE | TANKLOGIX LLC | 271.42 | 0.032250710 | 8.75 |
| CHEMICALS-WATER TREATING | JACAM CATALYST LLC | 448.38 | 0.032250710 | 14.46 |
| CHEMICALS-WATER TREATING | JACAM CATALYST LLC | 534.36 | 0.032250710 | 17.23 |
| CHEMICALS-WATER TREATING | ENVIROKLEAN PRODUCT DEV | 541.68 | 0.032250710 | 17.47 |
| EMISSIONS CONTROL EQUIPMENT MAINTENANCE | DIVINE ENERGY SERVICES LL | 106.82 | 0.032250710 | 3.44 |
| EMISSIONS CONTROL EQUIPMENT MAINTENANCE | G&A FABRICATION LLC | 352.87 | 0.032250710 | 11.38 |
| EMISSIONS CONTROL EQUIPMENT MAINTENANCE | G&A FABRICATION LLC | 1,647.08 | 0.032250710 | 53.12 |
| FUEL/ POWER / ELECTRICAL | XCEL ENERGY | 793.56 | 0.032250710 | 25.59 |
| GATHERING/TREATING/DEHYDRATION | PRO-KEM INC | 294.94 | 0.032250710 | 9.51 |
| GATHERING/TREATING/DEHYDRATION | BOONE ARCHAEOLOGICAL RE | 66.37 | 0.032250710 | 2.14 |
| LEASE & FACILITY | MEWBOURNE OIL COMPANY | 425.00 | 0.032250710 | 13.71 |
| LEASE & FACILITY MAINTENANCE | GARNER PUMP & SUPPLY INC | 11.63 | 0.032250710 | 0.37 |
| LEASE & FACILITY MAINTENANCE | STONE OILFIELD SERVICE INC | 185.37 | 0.032250710 | 5.98 |
| LEASE & FACILITY MAINTENANCE | MPS ENTERPRISES INC | 13.54 | 0.032250710 | 0.44 |
| LEASE & FACILITY MAINTENANCE | MPS ENTERPRISES INC | 2,311.06 | 0.032250710 | 74.53 |
| LEASE & FACILITY MAINTENANCE | MPS ENTERPRISES INC | 1.87 | 0.032250710 | 0.06 |
| LEASE & FACILITY MAINTENANCE | MPS ENTERPRISES INC | 7.88 | 0.032250710 | 0.25 |
| LEASE & FACILITY MAINTENANCE | MPS ENTERPRISES INC | 110.49 | 0.032250710 | 3.56 |
| LEASE & FACILITY MAINTENANCE | GUNS UP SERVICES | 35.83 | 0.032250710 | 1.16 |
| LEASE & FACILITY MAINTENANCE | TURNCO ENTERPRISES LLC | 40.50 | 0.032250710 | 1.31 |
| LEASE & FACILITY MAINTENANCE | TURNCO ENTERPRISES LLC | 41.25 | 0.032250710 | 1.33 |
| LEASE & FACILITY MAINTENANCE | INGRAM PROFESSIONAL SERV | 514.57 | 0.032250710 | 16.60 |

10-29-2021

267

MEWBOURNE OIL COMPANY

Page 10

SIANA OIL & GAS CO, LLC
TOM M RAGSDALE
P O BOX 2246
CONROE, TX 77305

INVOICE NO.: 202110-02969
INVOICE DATE: 10-31-2021
OWNER: 035904-1
BILLING FOR: October 2021

| REFERENCE/DESCRIPTION OF CHARGES | | GROSS CHARGES | WORKING INTEREST | NET CHARGE |
|--|-----------------------------|------------------|------------------|---------------|
| LEASE & FACILITY MAINTENANCE | TRINITY OILFIELD SERVICES & | 201.77 | 0.032250710 | 6.51 |
| LEASE & FACILITY MAINTENANCE | EP&S LLC | 225.36 | 0.032250710 | 7.27 |
| MISCELLANEOUS EQUIPMENT RENTAL | MEWBOURNE OIL COMPANY | 235.20 | 0.032250710 | 7.59 |
| OVERHEAD-FIXED RATE | MEWBOURNE OIL COMPANY | 889.09 | 0.032250710 | 28.67 |
| PRIME MOVER / PUMP MAINTENANCE | HR COMPRESSION & SERVICE: | 674.07 | 0.032250710 | 21.74 |
| PRIME MOVER / PUMP MAINTENANCE | HR COMPRESSION & SERVICE: | 45.57 | 0.032250710 | 1.47 |
| PRIME MOVER / PUMP MAINTENANCE | HR COMPRESSION & SERVICE: | 635.90 | 0.032250710 | 20.51 |
| PRIME MOVER / PUMP MAINTENANCE | WILDCAT PUMP & ENGINE REI | 43.24 | 0.032250710 | 1.39 |
| PUMPING | MEWBOURNE OIL COMPANY | 850.00 | 0.032250710 | 27.41 |
| PUMPING | MEWBOURNE OIL COMPANY | 425.00 | 0.032250710 | 13.71 |
| RENTAL SERVICES | NATURAL GAS SERVICES GRO | 4,199.74 | 0.032250710 | 135.44 |
| RENTAL SERVICES | GRAVITY OILFIELD SERVICES | 38.76 | 0.032250710 | 1.25 |
| RENTAL SERVICES | GRAVITY OILFIELD SERVICES | 21.25 | 0.032250710 | 0.69 |
| RIGHT-OF-WAYS & EASEMENTS | ENCOMPASS SERVICES, LLC | 27.75 | 0.032250710 | 0.89 |
| SALT WATER DISPOSAL | OWL SWD OPERATING LLC | 201.75 | 0.032250710 | 6.51 |
| SALT WATER DISPOSAL | NGL WATER SOLUTIONS PERM | 6,156.18 | 0.032250710 | 198.54 |
| SALT WATER DISPOSAL | LIMESTONE BASIN PROPERTIE | 12.82 | 0.032250710 | 0.41 |
| SITE RESTORATION & EXCAVATION | TURNCO ENTERPRISES LLC | 27.00 | 0.032250710 | 0.87 |
| SITE RESTORATION & EXCAVATION | R360 ENVIRONMENTAL SOLUT | 201.50 | 0.032250710 | 6.50 |
| Total Lease Operating Expense Cost | | 23,894.12 | | 770.59 |
| 62776000-30 SUBTOTAL | | 23,894.12 | | 770.59 |
| PROPERTY 62776000 TOTAL | | 23,894.12 | | 770.59 |
| PROPERTY: 62906000 62906000-30 GAZELLE 22 B2MD FED COM 2H | | | | |
| <u>Lease Operating Expense</u> | | | | |
| AUTOMATION MAINTENANCE | AMERICAN MILLENNIUM COR | 14.43 | 0.196991940 | 2.84 |
| AUTOMATION MAINTENANCE | TANKLOGIX LLC | 159.88 | 0.196991940 | 31.49 |
| AUTOMATION MAINTENANCE | TANKLOGIX LLC | 695.56 | 0.196991940 | 137.03 |
| CHEMICALS-WATER TREATING | JACAM CATALYST LLC | 448.38 | 0.196991940 | 88.33 |
| CHEMICALS-WATER TREATING | ENVIROKLEAN PRODUCT DEV | 345.24 | 0.196991940 | 68.01 |
| COMPANY SUPERVISION | MEWBOURNE OIL COMPANY | 1,450.00 | 0.196991940 | 285.63 |
| EMISSIONS CONTROL EQUIPMENT MAINTENANCE | G&A FABRICATION LLC | 76.78 | 0.196991940 | 15.12 |
| EMISSIONS CONTROL EQUIPMENT MAINTENANCE | G&A FABRICATION LLC | 76.78 | 0.196991940 | 15.12 |
| EMISSIONS CONTROL EQUIPMENT MAINTENANCE | G&A FABRICATION LLC | 162.81 | 0.196991940 | 32.07 |
| EMISSIONS CONTROL EQUIPMENT MAINTENANCE | G&A FABRICATION LLC | 99.65 | 0.196991940 | 19.64 |
| EMISSIONS CONTROL EQUIPMENT MAINTENANCE | VAPROX LLC | 133.85 | 0.196991940 | 26.37 |
| FUEL/ POWER / ELECTRICAL | XCEL ENERGY | 737.90 | 0.196991940 | 145.36 |
| GATHERING/TREATING/DEHYDRATION | PRO-KEM INC | 589.88 | 0.196991940 | 116.20 |
| GATHERING/TREATING/DEHYDRATION | BOONE ARCHAEOLOGICAL RE | 44.24 | 0.196991940 | 8.71 |
| GATHERING/TREATING/DEHYDRATION | JACAM CATALYST LLC | 587.11 | 0.196991940 | 115.66 |
| LEASE & FACILITY | MEWBOURNE OIL COMPANY | 850.00 | 0.196991940 | 167.44 |
| LEASE & FACILITY MAINTENANCE | GARNER PUMP & SUPPLY INC | 11.63 | 0.196991940 | 2.29 |

10-29-2021

268

MEWBOURNE OIL COMPANY

Page 11

SIANA OIL & GAS CO, LLC
TOM M RAGSDALE
P O BOX 2246
CONROE, TX 77305

INVOICE NO.: 202110-02969
INVOICE DATE: 10-31-2021
OWNER: 035904-1
BILLING FOR: October 2021

| REFERENCE/DESCRIPTION OF CHARGES | | GROSS CHARGES | WORKING INTEREST | NET CHARGE |
|--|----------------------------|------------------|------------------|-----------------|
| LEASE & FACILITY MAINTENANCE | GARNER PUMP & SUPPLY INC | 63.15 | 0.196991940 | 12.44 |
| LEASE & FACILITY MAINTENANCE | STONE OILFIELD SERVICE INC | 109.96 | 0.196991940 | 21.66 |
| LEASE & FACILITY MAINTENANCE | MPS ENTERPRISES INC | 13.54 | 0.196991940 | 2.68 |
| LEASE & FACILITY MAINTENANCE | MPS ENTERPRISES INC | 1,370.96 | 0.196991940 | 270.07 |
| LEASE & FACILITY MAINTENANCE | MPS ENTERPRISES INC | 1.11 | 0.196991940 | 0.22 |
| LEASE & FACILITY MAINTENANCE | MPS ENTERPRISES INC | 4.67 | 0.196991940 | 0.92 |
| LEASE & FACILITY MAINTENANCE | MPS ENTERPRISES INC | 65.54 | 0.196991940 | 12.91 |
| LEASE & FACILITY MAINTENANCE | GUNS UP SERVICES | 35.83 | 0.196991940 | 7.07 |
| LEASE & FACILITY MAINTENANCE | TURNCO ENTERPRISES LLC | 40.50 | 0.196991940 | 7.98 |
| LEASE & FACILITY MAINTENANCE | TURNCO ENTERPRISES LLC | 78.75 | 0.196991940 | 15.52 |
| LEASE & FACILITY MAINTENANCE | TURNCO ENTERPRISES LLC | 131.25 | 0.196991940 | 25.85 |
| LEASE & FACILITY MAINTENANCE | TURNCO ENTERPRISES LLC | 41.25 | 0.196991940 | 8.13 |
| LEASE & FACILITY MAINTENANCE | EP&S LLC | 137.63 | 0.196991940 | 27.11 |
| LEASE & FACILITY MAINTENANCE | ALTAMIRA-US LLC | 440.00 | 0.196991940 | 86.68 |
| MISCELLANEOUS EQUIPMENT RENTAL | MEWBOURNE OIL COMPANY | 235.20 | 0.196991940 | 46.33 |
| OVERHEAD-FIXED RATE | MEWBOURNE OIL COMPANY | 889.09 | 0.196991940 | 175.14 |
| PRIME MOVER / PUMP MAINTENANCE | HR COMPRESSION & SERVICE | 45.57 | 0.196991940 | 8.98 |
| PRIME MOVER / PUMP MAINTENANCE | HR COMPRESSION & SERVICE | 271.97 | 0.196991940 | 53.58 |
| PRIME MOVER / PUMP MAINTENANCE | WILDCAT PUMP & ENGINE REI | 187.96 | 0.196991940 | 37.02 |
| PRIME MOVER / PUMP MAINTENANCE | WILDCAT PUMP & ENGINE REI | 43.23 | 0.196991940 | 8.52 |
| PUMPING | MEWBOURNE OIL COMPANY | 850.00 | 0.196991940 | 167.44 |
| PUMPING | MEWBOURNE OIL COMPANY | 425.00 | 0.196991940 | 83.72 |
| RENTAL SERVICES | USA COMPRESSION PARTNER | 5,011.26 | 0.196991940 | 987.17 |
| RENTAL SERVICES | GRAVITY OILFIELD SERVICES | 22.99 | 0.196991940 | 4.53 |
| RENTAL SERVICES | GRAVITY OILFIELD SERVICES | 12.61 | 0.196991940 | 2.49 |
| RIGHT-OF-WAYS & EASEMENTS | ENCOMPASS SERVICES, LLC | 18.50 | 0.196991940 | 3.64 |
| SALT WATER DISPOSAL | OWL SWD OPERATING LLC | 152.89 | 0.196991940 | 30.12 |
| SALT WATER DISPOSAL | NGL WATER SOLUTIONS PERM | 3,078.09 | 0.196991940 | 606.36 |
| SALT WATER DISPOSAL | LIMESTONE BASIN PROPERTIE | 9.68 | 0.196991940 | 1.91 |
| SITE RESTORATION & EXCAVATION | TURNCO ENTERPRISES LLC | 27.00 | 0.196991940 | 5.32 |
| Total Lease Operating Expense Cost | | 20,299.30 | | 3,998.82 |
| 62906000-30 SUBTOTAL | | 20,299.30 | | 3,998.82 |
| PROPERTY 62906000 TOTAL | | 20,299.30 | | 3,998.82 |
| PROPERTY: 62915000 62915000-10 CREEDENCE 21/16 W0ED ST COM 2H | | | | |
| <u>Intangible Well Cost</u> | | | | |
| REGULATORY PERMITS & SURVEYS | A-1 SIGN ENGRAVERS INC | 73.69 | 0.006363620 | 0.47 |
| Total Intangible Well Cost Cost | | 73.69 | | 0.47 |
| 62915000-10 SUBTOTAL | | 73.69 | | 0.47 |
| PROPERTY: 62915000 62915000-30 CREEDENCE 21/16 W0ED ST COM 2H | | | | |
| <u>Lease Operating Expense</u> | | | | |

10-29-2021

269

MEWBOURNE OIL COMPANY

Page 12

SIANA OIL & GAS CO, LLC
TOM M RAGSDALE
P O BOX 2246
CONROE, TX 77305

INVOICE NO.: 202110-02969
INVOICE DATE: 10-31-2021
OWNER: 035904-1
BILLING FOR: October 2021

| REFERENCE/DESCRIPTION OF CHARGES | | GROSS CHARGES | WORKING INTEREST | NET CHARGE |
|---|----------------------------|---------------|------------------|------------|
| COMPANY SUPERVISION | MEWBOURNE OIL COMPANY | 362.50 | 0.006363620 | 2.31 |
| COMPANY SUPERVISION | MEWBOURNE OIL COMPANY | 725.00 | 0.006363620 | 4.61 |
| EMISSIONS CONTROL EQUIPMENT MAINTENANCE | PACE OILFIELD SERVICES INC | 27.81 | 0.006363620 | 0.18 |
| EMISSIONS CONTROL EQUIPMENT MAINTENANCE | PACE OILFIELD SERVICES INC | 27.81 | 0.006363620 | 0.18 |
| EMISSIONS CONTROL EQUIPMENT MAINTENANCE | VAPROX LLC | 166.05 | 0.006363620 | 1.06 |
| EMISSIONS CONTROL EQUIPMENT MAINTENANCE | AUTOMATED WELLHEAD COM | 343.67 | 0.006363620 | 2.19 |
| EMISSIONS CONTROL EQUIPMENT MAINTENANCE | SCIENTIFIC AVIATION, INC | 153.97 | 0.006363620 | 0.98 |
| FUEL/ POWER / ELECTRICAL | XCEL ENERGY | 2,952.12 | 0.006363620 | 18.79 |
| GATHERING/TREATING/DEHYDRATION | MEWBOURNE OIL COMPANY-I | 38.01 | 0.006363620 | 0.24 |
| LEASE & FACILITY | MEWBOURNE OIL COMPANY | 425.00 | 0.006363620 | 2.70 |
| LEASE & FACILITY | MEWBOURNE OIL COMPANY | 705.50 | 0.006363620 | 4.49 |
| LEASE & FACILITY | MEWBOURNE OIL COMPANY | 280.50 | 0.006363620 | 1.78 |
| LEASE & FACILITY | MEWBOURNE OIL COMPANY | 637.50 | 0.006363620 | 4.06 |
| LEASE & FACILITY MAINTENANCE | GARNER PUMP & SUPPLY INC | 294.63 | 0.006363620 | 1.88 |
| LEASE & FACILITY MAINTENANCE | STANDARD OIL FIELD SUPPLY | 225.93 | 0.006363620 | 1.44 |
| LEASE & FACILITY MAINTENANCE | STANDARD OIL FIELD SUPPLY | 75.38 | 0.006363620 | 0.48 |
| LEASE & FACILITY MAINTENANCE | MPS ENTERPRISES INC | 23.55 | 0.006363620 | 0.15 |
| LEASE & FACILITY MAINTENANCE | TURNCO ENTERPRISES LLC | 131.25 | 0.006363620 | 0.84 |
| LEASE & FACILITY MAINTENANCE | TURNCO ENTERPRISES LLC | 210.00 | 0.006363620 | 1.34 |
| LEASE & FACILITY MAINTENANCE | R360 ENVIRONMENTAL SOLUT | 55.91 | 0.006363620 | 0.36 |
| LEASE & FACILITY MAINTENANCE | AM OILFIELD SERVICE, LLC | 46.06 | 0.006363620 | 0.29 |
| LEASE & FACILITY MAINTENANCE | AM OILFIELD SERVICE, LLC | 61.42 | 0.006363620 | 0.39 |
| LEASE & FACILITY MAINTENANCE | AM OILFIELD SERVICE, LLC | 122.83 | 0.006363620 | 0.78 |
| LEASE & FACILITY MAINTENANCE | AM OILFIELD SERVICE, LLC | 122.83 | 0.006363620 | 0.78 |
| LEASE & FACILITY MAINTENANCE | AM OILFIELD SERVICE, LLC | 92.12 | 0.006363620 | 0.59 |
| OVERHEAD-FIXED RATE | MEWBOURNE OIL COMPANY | 889.09 | 0.006363620 | 5.66 |
| PRIME MOVER / PUMP MAINTENANCE | WILDCAT PUMP & ENGINE REI | 227.74 | 0.006363620 | 1.45 |
| PUMPING | MEWBOURNE OIL COMPANY | 850.00 | 0.006363620 | 5.41 |
| PUMPING | MEWBOURNE OIL COMPANY | 850.00 | 0.006363620 | 5.41 |
| RENTAL SERVICES | KODIAK GAS SERVICES LLC | 3,715.83 | 0.006363620 | 23.65 |
| SALT WATER DISPOSAL | MEWBOURNE OIL COMPANY | 29,496.25 | 0.006363620 | 187.70 |
| Total Lease Operating Expense Cost | | 44,336.26 | | 282.17 |

62915000-30 SUBTOTAL

44,336.26

282.17

PROPERTY 62915000 TOTAL

44,409.95

282.64

PROPERTY: 62916000 62916000-30 CREEDENCE 21/16 WIED ST COM 1H

Lease Operating Expense

| | | | | |
|---|----------------------------|--------|-------------|------|
| COMPANY SUPERVISION | MEWBOURNE OIL COMPANY | 362.50 | 0.006363620 | 2.31 |
| COMPANY SUPERVISION | MEWBOURNE OIL COMPANY | 725.00 | 0.006363620 | 4.61 |
| EMISSIONS CONTROL EQUIPMENT MAINTENANCE | PACE OILFIELD SERVICES INC | 27.82 | 0.006363620 | 0.18 |
| EMISSIONS CONTROL EQUIPMENT MAINTENANCE | PACE OILFIELD SERVICES INC | 27.82 | 0.006363620 | 0.18 |
| EMISSIONS CONTROL EQUIPMENT MAINTENANCE | VAPROX LLC | 166.02 | 0.006363620 | 1.06 |

10-29-2021

270

MEWBOURNE OIL COMPANY

Page 13

SIANA OIL & GAS CO, LLC
TOM M RAGSDALE
P O BOX 2246
CONROE, TX 77305

INVOICE NO.: 202110-02969
INVOICE DATE: 10-31-2021
OWNER: 035904-1
BILLING FOR: October 2021

| REFERENCE/DESCRIPTION OF CHARGES | | GROSS CHARGES | WORKING INTEREST | NET CHARGE |
|--|---------------------------|------------------|------------------|-----------------|
| EMISSIONS CONTROL EQUIPMENT MAINTENANCE | AUTOMATED WELLHEAD COM | 343.66 | 0.006363620 | 2.19 |
| EMISSIONS CONTROL EQUIPMENT MAINTENANCE | SCIENTIFIC AVIATION, INC | 153.99 | 0.006363620 | 0.98 |
| FUEL/ POWER / ELECTRICAL | XCEL ENERGY | 4,059.33 | 0.006363620 | 25.83 |
| GATHERING/TREATING/DEHYDRATION | MEWBOURNE OIL COMPANY-I | 38.01 | 0.006363620 | 0.24 |
| LEASE & FACILITY | MEWBOURNE OIL COMPANY | 425.00 | 0.006363620 | 2.70 |
| LEASE & FACILITY | MEWBOURNE OIL COMPANY | 425.00 | 0.006363620 | 2.70 |
| LEASE & FACILITY | MEWBOURNE OIL COMPANY | 850.00 | 0.006363620 | 5.41 |
| LEASE & FACILITY MAINTENANCE | GARNER PUMP & SUPPLY INC | 294.63 | 0.006363620 | 1.88 |
| LEASE & FACILITY MAINTENANCE | STANDARD OIL FIELD SUPPLY | 75.39 | 0.006363620 | 0.48 |
| LEASE & FACILITY MAINTENANCE | MPS ENTERPRISES INC | 23.55 | 0.006363620 | 0.15 |
| LEASE & FACILITY MAINTENANCE | TURNCO ENTERPRISES LLC | 131.25 | 0.006363620 | 0.84 |
| LEASE & FACILITY MAINTENANCE | TURNCO ENTERPRISES LLC | 210.00 | 0.006363620 | 1.34 |
| LEASE & FACILITY MAINTENANCE | R360 ENVIRONMENTAL SOLUT | 55.91 | 0.006363620 | 0.36 |
| LEASE & FACILITY MAINTENANCE | AM OILFIELD SERVICE, LLC | 46.07 | 0.006363620 | 0.29 |
| LEASE & FACILITY MAINTENANCE | AM OILFIELD SERVICE, LLC | 61.42 | 0.006363620 | 0.39 |
| LEASE & FACILITY MAINTENANCE | AM OILFIELD SERVICE, LLC | 122.84 | 0.006363620 | 0.78 |
| LEASE & FACILITY MAINTENANCE | AM OILFIELD SERVICE, LLC | 122.84 | 0.006363620 | 0.78 |
| LEASE & FACILITY MAINTENANCE | AM OILFIELD SERVICE, LLC | 92.13 | 0.006363620 | 0.59 |
| OVERHEAD-FIXED RATE | MEWBOURNE OIL COMPANY | 889.09 | 0.006363620 | 5.66 |
| PRIME MOVER / PUMP MAINTENANCE | WILDCAT PUMP & ENGINE REI | 227.75 | 0.006363620 | 1.45 |
| PUMPING | MEWBOURNE OIL COMPANY | 850.00 | 0.006363620 | 5.41 |
| PUMPING | MEWBOURNE OIL COMPANY | 850.00 | 0.006363620 | 5.41 |
| RENTAL SERVICES | KODIAK GAS SERVICES LLC | 3,715.83 | 0.006363620 | 23.65 |
| SALT WATER DISPOSAL | MEWBOURNE OIL COMPANY | 48,697.04 | 0.006363620 | 309.89 |
| Total Lease Operating Expense Cost | | 64,069.89 | | 407.74 |
| 62916000-30 SUBTOTAL | | 64,069.89 | | 407.74 |
| PROPERTY 62916000 TOTAL | | 64,069.89 | | 407.74 |
| PROPERTY: 62948000 62948000-20 INLAND 26/23 B2PI STATE COM 1H | | | | |
| <u>Equipment Beyond Wellhead</u> | | | | |
| ELECTRICAL INSTALLATIONS | INGRAM PROFESSIONAL SERV | 16,175.34 | 0.100000000 | 1,617.53 |
| Total Equipment Beyond Wellhead Cost | | 16,175.34 | | 1,617.53 |
| 62948000-20 SUBTOTAL | | 16,175.34 | | 1,617.53 |
| PROPERTY: 62948000 62948000-30 INLAND 26/23 B2PI STATE COM 1H | | | | |
| <u>Lease Operating Expense</u> | | | | |
| ARTIFICIAL LIFT RENTAL / REPAIR | ENDURANCE LIFT SOLUTIONS | 1,644.86 | 0.100000000 | 164.48 |
| ARTIFICIAL LIFT RENTAL / REPAIR | ENDURANCE LIFT SOLUTIONS | 2,854.33 | 0.100000000 | 285.43 |
| ARTIFICIAL LIFT RENTAL / REPAIR | ENDURANCE LIFT SOLUTIONS | 2,327.39 | 0.100000000 | 232.74 |
| CHEMICALS-WATER TREATING | ENVIROKLEAN PRODUCT DEV | 1,442.89 | 0.100000000 | 144.29 |
| CHEMICALS-WATER TREATING | ENVIROKLEAN PRODUCT DEV | 398.04 | 0.100000000 | 39.80 |
| EMISSIONS CONTROL EQUIPMENT MAINTENANCE | VAPROX LLC | 267.72 | 0.100000000 | 26.77 |

10-29-2021

271

MEWBOURNE OIL COMPANY

Page 14

SIANA OIL & GAS CO, LLC
TOM M RAGSDALE
P O BOX 2246
CONROE, TX 77305

INVOICE NO.: 202110-02969
INVOICE DATE: 10-31-2021
OWNER: 035904-1
BILLING FOR: October 2021

| REFERENCE/DESCRIPTION OF CHARGES | | GROSS CHARGES | WORKING INTEREST | NET CHARGE |
|---|--------------------------|-------------------|------------------|------------------|
| EMISSIONS CONTROL EQUIPMENT MAINTENANCE | AUTOMATED WELLHEAD COM | 590.54 | 0.100000000 | 59.05 |
| EMISSIONS CONTROL EQUIPMENT MAINTENANCE | AUTOMATED WELLHEAD COM | 274.30 | 0.100000000 | 27.43 |
| EMISSIONS CONTROL EQUIPMENT MAINTENANCE | AUTOMATED WELLHEAD COM | 87.57 | 0.100000000 | 8.76 |
| EMISSIONS CONTROL EQUIPMENT MAINTENANCE | SCIENTIFIC AVIATION, INC | 154.03 | 0.100000000 | 15.40 |
| GATHERING/TREATING/DEHYDRATION | JET LABORATORIES INC | 181.05 | 0.100000000 | 18.10 |
| LEASE & FACILITY | MEWBOURNE OIL COMPANY | 425.00 | 0.100000000 | 42.50 |
| LEASE & FACILITY | MEWBOURNE OIL COMPANY | 212.50 | 0.100000000 | 21.25 |
| LEASE & FACILITY MAINTENANCE | GARNER PUMP & SUPPLY INC | 672.68 | 0.100000000 | 67.27 |
| LEASE & FACILITY MAINTENANCE | GARNER PUMP & SUPPLY INC | 7.82 | 0.100000000 | 0.79 |
| LEASE & FACILITY MAINTENANCE | TURNCO ENTERPRISES LLC | 210.00 | 0.100000000 | 21.00 |
| LEASE & FACILITY MAINTENANCE | TURNCO ENTERPRISES LLC | 210.00 | 0.100000000 | 21.00 |
| LEASE & FACILITY MAINTENANCE | INGRAM PROFESSIONAL SERV | 1,615.06 | 0.100000000 | 161.50 |
| LEASE & FACILITY MAINTENANCE | H-M TRUCKING LLC | 183.42 | 0.100000000 | 18.34 |
| LEASE & FACILITY MAINTENANCE | EP&S LLC | 140.04 | 0.100000000 | 14.01 |
| OVERHEAD-FIXED RATE | MEWBOURNE OIL COMPANY | 889.09 | 0.100000000 | 88.91 |
| PUMPING | MEWBOURNE OIL COMPANY | 850.00 | 0.100000000 | 85.00 |
| PUMPING | MEWBOURNE OIL COMPANY | 850.00 | 0.100000000 | 85.00 |
| RENTAL SERVICES | MESA NATURAL GAS Solutic | 6,796.75 | 0.100000000 | 679.67 |
| RENTAL SERVICES | MESA NATURAL GAS Solutic | 7,050.81 | 0.100000000 | 705.08 |
| WORKOVER-MAJOR MECHANICAL | ENDURANCE LIFT SOLUTIONS | 64,400.01 | 0.100000000 | 6,440.00 |
| WORKOVER-MAJOR MECHANICAL | ENDURANCE LIFT SOLUTIONS | 1,775.30 | 0.100000000 | 177.53 |
| Total Lease Operating Expense Cost | | 96,511.20 | | 9,651.10 |
| 62948000-30 SUBTOTAL | | 96,511.20 | | 9,651.10 |
| PROPERTY 62948000 TOTAL | | 112,686.54 | | 11,268.63 |

PROPERTY: 62958000 62958000-30 GAZELLE 22 B3MD FED COM 1HLease Operating Expense

| | | | | |
|---|--------------------------|--------|-------------|--------|
| AUTOMATION MAINTENANCE | AMERICAN MILLENNIUM COR | 14.43 | 0.196991940 | 2.84 |
| AUTOMATION MAINTENANCE | TANKLOGIX LLC | 141.29 | 0.196991940 | 27.83 |
| AUTOMATION MAINTENANCE | TANKLOGIX LLC | 695.56 | 0.196991940 | 137.03 |
| CHEMICALS-WATER TREATING | JACAM CATALYST LLC | 448.38 | 0.196991940 | 88.33 |
| CHEMICALS-WATER TREATING | ENVIROKLEAN PRODUCT DEV | 335.87 | 0.196991940 | 66.17 |
| EMISSIONS CONTROL EQUIPMENT MAINTENANCE | G&A FABRICATION LLC | 76.79 | 0.196991940 | 15.12 |
| EMISSIONS CONTROL EQUIPMENT MAINTENANCE | G&A FABRICATION LLC | 76.79 | 0.196991940 | 15.12 |
| EMISSIONS CONTROL EQUIPMENT MAINTENANCE | G&A FABRICATION LLC | 162.84 | 0.196991940 | 32.08 |
| EMISSIONS CONTROL EQUIPMENT MAINTENANCE | G&A FABRICATION LLC | 99.67 | 0.196991940 | 19.64 |
| EMISSIONS CONTROL EQUIPMENT MAINTENANCE | VAPROX LLC | 133.86 | 0.196991940 | 26.37 |
| FUEL/ POWER / ELECTRICAL | XCEL ENERGY | 900.18 | 0.196991940 | 177.33 |
| GATHERING/TREATING/DEHYDRATION | PRO-KEM INC | 589.88 | 0.196991940 | 116.20 |
| GATHERING/TREATING/DEHYDRATION | BOONE ARCHAEOLOGICAL RE | 44.24 | 0.196991940 | 8.71 |
| LEASE & FACILITY MAINTENANCE | GARNER PUMP & SUPPLY INC | 11.64 | 0.196991940 | 2.29 |
| LEASE & FACILITY MAINTENANCE | GARNER PUMP & SUPPLY INC | 63.16 | 0.196991940 | 12.44 |

10-29-2021

272

MEWBOURNE OIL COMPANY

Page 15

SIANA OIL & GAS CO, LLC
TOM M RAGSDALE
P O BOX 2246
CONROE, TX 77305

INVOICE NO.: 202110-02969
INVOICE DATE: 10-31-2021
OWNER: 035904-1
BILLING FOR: October 2021

| REFERENCE/DESCRIPTION OF CHARGES | | GROSS CHARGES | WORKING INTEREST | NET CHARGE |
|------------------------------------|----------------------------|---------------|------------------|------------|
| LEASE & FACILITY MAINTENANCE | STONE OILFIELD SERVICE INC | 94.26 | 0.196991940 | 18.57 |
| LEASE & FACILITY MAINTENANCE | MPS ENTERPRISES INC | 13.55 | 0.196991940 | 2.68 |
| LEASE & FACILITY MAINTENANCE | MPS ENTERPRISES INC | 1,175.11 | 0.196991940 | 231.49 |
| LEASE & FACILITY MAINTENANCE | MPS ENTERPRISES INC | 0.95 | 0.196991940 | 0.20 |
| LEASE & FACILITY MAINTENANCE | MPS ENTERPRISES INC | 4.00 | 0.196991940 | 0.78 |
| LEASE & FACILITY MAINTENANCE | MPS ENTERPRISES INC | 56.18 | 0.196991940 | 11.07 |
| LEASE & FACILITY MAINTENANCE | GUNS UP SERVICES | 35.84 | 0.196991940 | 7.07 |
| LEASE & FACILITY MAINTENANCE | TURNCO ENTERPRISES LLC | 40.50 | 0.196991940 | 7.98 |
| LEASE & FACILITY MAINTENANCE | TURNCO ENTERPRISES LLC | 78.75 | 0.196991940 | 15.52 |
| LEASE & FACILITY MAINTENANCE | TURNCO ENTERPRISES LLC | 131.25 | 0.196991940 | 25.85 |
| LEASE & FACILITY MAINTENANCE | TURNCO ENTERPRISES LLC | 41.25 | 0.196991940 | 8.13 |
| LEASE & FACILITY MAINTENANCE | EP&S LLC | 137.63 | 0.196991940 | 27.11 |
| MISCELLANEOUS EQUIPMENT RENTAL | MEWBOURNE OIL COMPANY | 235.20 | 0.196991940 | 46.33 |
| OVERHEAD-FIXED RATE | MEWBOURNE OIL COMPANY | 889.09 | 0.196991940 | 175.14 |
| PRIME MOVER / PUMP MAINTENANCE | HR COMPRESSION & SERVICE | 45.58 | 0.196991940 | 8.98 |
| PRIME MOVER / PUMP MAINTENANCE | HR COMPRESSION & SERVICE | 380.77 | 0.196991940 | 75.00 |
| PRIME MOVER / PUMP MAINTENANCE | WILDCAT PUMP & ENGINE REI | 263.14 | 0.196991940 | 51.84 |
| PRIME MOVER / PUMP MAINTENANCE | WILDCAT PUMP & ENGINE REI | 43.31 | 0.196991940 | 8.53 |
| PUMPING | MEWBOURNE OIL COMPANY | 850.00 | 0.196991940 | 167.44 |
| PUMPING | MEWBOURNE OIL COMPANY | 425.00 | 0.196991940 | 83.72 |
| RENTAL SERVICES | KODIAK GAS SERVICES LLC | 5,445.00 | 0.196991940 | 1,072.62 |
| RENTAL SERVICES | GRAVITY OILFIELD SERVICES | 19.71 | 0.196991940 | 3.88 |
| RENTAL SERVICES | GRAVITY OILFIELD SERVICES | 10.81 | 0.196991940 | 2.12 |
| RIGHT-OF-WAYS & EASEMENTS | ENCOMPASS SERVICES, LLC | 18.50 | 0.196991940 | 3.64 |
| SALT WATER DISPOSAL | OWL SWD OPERATING LLC | 193.09 | 0.196991940 | 38.04 |
| SALT WATER DISPOSAL | NGL WATER SOLUTIONS PERM | 6,156.18 | 0.196991940 | 1,212.71 |
| SALT WATER DISPOSAL | LIMESTONE BASIN PROPERTIE | 12.25 | 0.196991940 | 2.42 |
| SITE RESTORATION & EXCAVATION | TURNCO ENTERPRISES LLC | 27.00 | 0.196991940 | 5.32 |
| Total Lease Operating Expense Cost | | 20,618.48 | | 4,061.68 |

62958000-30 SUBTOTAL

20,618.48

4,061.68

PROPERTY 62958000 TOTAL

20,618.48

4,061.68

PROPERTY: 72076000 72076000-30 INLAND 26/23 B2OJ STATE COM 1H

Lease Operating Expense

| | | | | |
|---|---------------------------|----------|-------------|--------|
| CHEMICALS-WATER TREATING | ENVIROKLEAN PRODUCT DEV | 1,217.93 | 0.100000000 | 121.79 |
| CHEMICALS-WATER TREATING | ENVIROKLEAN PRODUCT DEV | 335.98 | 0.100000000 | 33.60 |
| EMISSIONS CONTROL EQUIPMENT MAINTENANCE | VAPROX LLC | 267.71 | 0.100000000 | 26.77 |
| EMISSIONS CONTROL EQUIPMENT MAINTENANCE | AUTOMATED WELLHEAD COM | 590.53 | 0.100000000 | 59.05 |
| EMISSIONS CONTROL EQUIPMENT MAINTENANCE | AUTOMATED WELLHEAD COM | 274.30 | 0.100000000 | 27.43 |
| EMISSIONS CONTROL EQUIPMENT MAINTENANCE | AUTOMATED WELLHEAD COM | 87.56 | 0.100000000 | 8.76 |
| EMISSIONS CONTROL EQUIPMENT MAINTENANCE | SCIENTIFIC AVIATION, INC | 153.95 | 0.100000000 | 15.39 |
| ENVIRONMENTAL & REGULATORY COMPLIANCE | ECOTEST ENERGY SERVICES I | 1,801.29 | 0.100000000 | 180.13 |

10-29-2021

273

MEWBOURNE OIL COMPANY

Page 16

SIANA OIL & GAS CO, LLC
TOM M RAGSDALE
P O BOX 2246
CONROE, TX 77305

INVOICE NO.: 202110-02969
INVOICE DATE: 10-31-2021
OWNER: 035904-1
BILLING FOR: October 2021

| REFERENCE/DESCRIPTION OF CHARGES | | GROSS CHARGES | WORKING INTEREST | NET CHARGE |
|---|--------------------------|------------------|---------------------|---------------|
| LEASE & FACILITY | MEWBOURNE OIL COMPANY | 425.00 | 0.100000000 | 42.50 |
| LEASE & FACILITY | MEWBOURNE OIL COMPANY | 425.00 | 0.100000000 | 42.50 |
| LEASE & FACILITY | MEWBOURNE OIL COMPANY | 212.50 | 0.100000000 | 21.25 |
| LEASE & FACILITY | MEWBOURNE OIL COMPANY | 850.00 | 0.100000000 | 85.00 |
| LEASE & FACILITY MAINTENANCE | GARNER PUMP & SUPPLY INC | 672.67 | 0.100000000 | 67.27 |
| LEASE & FACILITY MAINTENANCE | GARNER PUMP & SUPPLY INC | 7.81 | 0.100000000 | 0.79 |
| LEASE & FACILITY MAINTENANCE | TURNCO ENTERPRISES LLC | 210.00 | 0.100000000 | 21.00 |
| LEASE & FACILITY MAINTENANCE | INGRAM PROFESSIONAL SERV | 1,615.08 | 0.100000000 | 161.51 |
| LEASE & FACILITY MAINTENANCE | H-M TRUCKING LLC | 183.43 | 0.100000000 | 18.35 |
| LEASE & FACILITY MAINTENANCE | EP&S LLC | 140.05 | 0.100000000 | 14.01 |
| OVERHEAD-FIXED RATE | MEWBOURNE OIL COMPANY | 889.09 | 0.100000000 | 88.91 |
| PUMPING | MEWBOURNE OIL COMPANY | 850.00 | 0.100000000 | 85.00 |
| PUMPING | MEWBOURNE OIL COMPANY | 850.00 | 0.100000000 | 85.00 |
| RENTAL SERVICES | USA COMPRESSION PARTNER | 4,747.51 | 0.100000000 | 474.75 |
| RENTAL SERVICES | MESA NATURAL GAS Soluti | 6,796.76 | 0.100000000 | 679.68 |
| RENTAL SERVICES | MESA NATURAL GAS Soluti | 7,050.79 | 0.100000000 | 705.08 |
| Total Lease Operating Expense Cost | | 30,654.94 | | 3,065.52 |
| 72076000-30 SUBTOTAL | | 30,654.94 | | 3,065.52 |
| PROPERTY 72076000 TOTAL | | 30,654.94 | | 3,065.52 |
| PROPERTY: 72185000 72185000-20 CREEDENCE 21/16 W0FC ST COM 4H | | | | |

72185000-20 SUBTOTAL
PROPERTY: 72185000 72185000-30 CREEDENCE 21/16 W0FC ST COM 4H

Lease Operating Expense

| | | | | |
|---|----------------------------|----------|-------------|------|
| COMPANY SUPERVISION | MEWBOURNE OIL COMPANY | 362.50 | 0.006363620 | 2.31 |
| COMPANY SUPERVISION | MEWBOURNE OIL COMPANY | 725.00 | 0.006363620 | 4.61 |
| COMPANY SUPERVISION | MEWBOURNE OIL COMPANY | 478.50 | 0.006363620 | 3.04 |
| COMPANY SUPERVISION | MEWBOURNE OIL COMPANY | 1,450.00 | 0.006363620 | 9.23 |
| COMPANY SUPERVISION | MEWBOURNE OIL COMPANY | 725.00 | 0.006363620 | 4.61 |
| CONTRACT SUPERVISION | PACE OILFIELD SERVICES INC | 427.23 | 0.006363620 | 2.72 |
| CONTRACT SUPERVISION | PACE OILFIELD SERVICES INC | 427.23 | 0.006363620 | 2.72 |
| CONTRACT SUPERVISION | PACE OILFIELD SERVICES INC | 427.23 | 0.006363620 | 2.72 |
| CONTRACT SUPERVISION | PACE OILFIELD SERVICES INC | 427.23 | 0.006363620 | 2.72 |
| CONTRACT SUPERVISION | TURNCO ENTERPRISES LLC | 66.25 | 0.006363620 | 0.42 |
| CONTRACT SUPERVISION | TURNCO ENTERPRISES LLC | 66.25 | 0.006363620 | 0.42 |
| CONTRACT SUPERVISION | D&H TRUCKING | 323.63 | 0.006363620 | 2.06 |
| EMISSIONS CONTROL EQUIPMENT MAINTENANCE | PACE OILFIELD SERVICES INC | 27.81 | 0.006363620 | 0.18 |
| EMISSIONS CONTROL EQUIPMENT MAINTENANCE | PACE OILFIELD SERVICES INC | 27.81 | 0.006363620 | 0.18 |
| EMISSIONS CONTROL EQUIPMENT MAINTENANCE | VAPROX LLC | 166.06 | 0.006363620 | 1.06 |
| EMISSIONS CONTROL EQUIPMENT MAINTENANCE | AUTOMATED WELLHEAD COM | 343.71 | 0.006363620 | 2.19 |

10-29-2021

274

MEWBOURNE OIL COMPANY

Page 17

SIANA OIL & GAS CO, LLC
TOM M RAGSDALE
P O BOX 2246
CONROE, TX 77305

INVOICE NO.: 202110-02969
INVOICE DATE: 10-31-2021
OWNER: 035904-1
BILLING FOR: October 2021

| REFERENCE/DESCRIPTION OF CHARGES | | GROSS CHARGES | WORKING INTEREST | NET CHARGE |
|--|---------------------------|------------------|------------------|------------------|
| EMISSIONS CONTROL EQUIPMENT MAINTENANCE | SCIENTIFIC AVIATION, INC | 153.99 | 0.006363620 | 0.98 |
| FUEL/ POWER / ELECTRICAL | XCEL ENERGY | 3,817.49 | 0.006363620 | 24.29 |
| GATHERING/TREATING/DEHYDRATION | MEWBOURNE OIL COMPANY-I | 38.01 | 0.006363620 | 0.24 |
| LEASE & FACILITY | MEWBOURNE OIL COMPANY | 425.00 | 0.006363620 | 2.70 |
| LEASE & FACILITY | MEWBOURNE OIL COMPANY | 705.50 | 0.006363620 | 4.49 |
| LEASE & FACILITY | MEWBOURNE OIL COMPANY | 280.50 | 0.006363620 | 1.78 |
| LEASE & FACILITY | MEWBOURNE OIL COMPANY | 212.50 | 0.006363620 | 1.35 |
| LEASE & FACILITY MAINTENANCE | GARNER PUMP & SUPPLY INC | 294.62 | 0.006363620 | 1.88 |
| LEASE & FACILITY MAINTENANCE | STANDARD OIL FIELD SUPPLY | 75.38 | 0.006363620 | 0.48 |
| LEASE & FACILITY MAINTENANCE | MPS ENTERPRISES INC | 23.56 | 0.006363620 | 0.15 |
| LEASE & FACILITY MAINTENANCE | TURNCO ENTERPRISES LLC | 131.25 | 0.006363620 | 0.84 |
| LEASE & FACILITY MAINTENANCE | TURNCO ENTERPRISES LLC | 210.00 | 0.006363620 | 1.34 |
| LEASE & FACILITY MAINTENANCE | R360 ENVIRONMENTAL SOLUT | 55.91 | 0.006363620 | 0.36 |
| LEASE & FACILITY MAINTENANCE | FLATLAND ENERGY SERVICES | 24,649.13 | 0.006363620 | 156.86 |
| LEASE & FACILITY MAINTENANCE | AM OILFIELD SERVICE, LLC | 46.07 | 0.006363620 | 0.29 |
| LEASE & FACILITY MAINTENANCE | AM OILFIELD SERVICE, LLC | 61.42 | 0.006363620 | 0.39 |
| LEASE & FACILITY MAINTENANCE | AM OILFIELD SERVICE, LLC | 122.83 | 0.006363620 | 0.78 |
| LEASE & FACILITY MAINTENANCE | AM OILFIELD SERVICE, LLC | 122.83 | 0.006363620 | 0.78 |
| LEASE & FACILITY MAINTENANCE | AM OILFIELD SERVICE, LLC | 92.12 | 0.006363620 | 0.59 |
| OVERHEAD-FIXED RATE | MEWBOURNE OIL COMPANY | 807.20 | 0.006363620 | 5.14 |
| PRIME MOVER / PUMP MAINTENANCE | WILDCAT PUMP & ENGINE REI | 227.73 | 0.006363620 | 1.45 |
| PUMPING | MEWBOURNE OIL COMPANY | 850.00 | 0.006363620 | 5.41 |
| PUMPING | MEWBOURNE OIL COMPANY | 850.00 | 0.006363620 | 5.41 |
| RENTAL SERVICES | KODIAK GAS SERVICES LLC | 3,715.83 | 0.006363620 | 23.65 |
| SALT WATER DISPOSAL | MEWBOURNE OIL COMPANY | 47,684.26 | 0.006363620 | 303.44 |
| Total Lease Operating Expense Cost | | 92,124.57 | | 586.26 |
| 72185000-30 SUBTOTAL | | 92,124.57 | 586.26 | |
| PROPERTY 72185000 TOTAL | | 92,124.57 | 586.26 | |
| 72185000PREPAYMENTS | | | | -1,048.26 |
| PROPERTY: 72186000 72186000-20 CREEDENCE 21/16 WIFC ST COM 3H | | | | |

| | | | | |
|--|----------------------------|--------|-------------|------|
| 72186000-20 SUBTOTAL | | | | |
| PROPERTY: 72186000 72186000-30 CREEDENCE 21/16 WIFC ST COM 3H | | | | |
| <u>Lease Operating Expense</u> | | | | |
| COMPANY SUPERVISION | MEWBOURNE OIL COMPANY | 725.00 | 0.006363620 | 4.61 |
| COMPANY SUPERVISION | MEWBOURNE OIL COMPANY | 478.50 | 0.006363620 | 3.04 |
| COMPANY SUPERVISION | MEWBOURNE OIL COMPANY | 725.00 | 0.006363620 | 4.61 |
| CONTRACT SUPERVISION | PACE OILFIELD SERVICES INC | 427.23 | 0.006363620 | 2.72 |
| CONTRACT SUPERVISION | PACE OILFIELD SERVICES INC | 427.23 | 0.006363620 | 2.72 |
| CONTRACT SUPERVISION | PACE OILFIELD SERVICES INC | 427.23 | 0.006363620 | 2.72 |

10-29-2021

275

MEWBOURNE OIL COMPANY

Page 18

SIANA OIL & GAS CO, LLC
TOM M RAGSDALE
P O BOX 2246
CONROE, TX 77305

INVOICE NO.: 202110-02969
INVOICE DATE: 10-31-2021
OWNER: 035904-1
BILLING FOR: October 2021

| REFERENCE/DESCRIPTION OF CHARGES | | GROSS CHARGES | WORKING INTEREST | NET CHARGE |
|---|----------------------------|---------------|------------------|------------|
| CONTRACT SUPERVISION | PACE OILFIELD SERVICES INC | 427.23 | 0.006363620 | 2.72 |
| CONTRACT SUPERVISION | TURNCO ENTERPRISES LLC | 66.25 | 0.006363620 | 0.42 |
| CONTRACT SUPERVISION | TURNCO ENTERPRISES LLC | 66.25 | 0.006363620 | 0.42 |
| CONTRACT SUPERVISION | D&H TRUCKING | 323.62 | 0.006363620 | 2.06 |
| EMISSIONS CONTROL EQUIPMENT MAINTENANCE | PACE OILFIELD SERVICES INC | 27.82 | 0.006363620 | 0.18 |
| EMISSIONS CONTROL EQUIPMENT MAINTENANCE | PACE OILFIELD SERVICES INC | 27.82 | 0.006363620 | 0.18 |
| EMISSIONS CONTROL EQUIPMENT MAINTENANCE | VAPROX LLC | 165.99 | 0.006363620 | 1.06 |
| EMISSIONS CONTROL EQUIPMENT MAINTENANCE | AUTOMATED WELLHEAD COM | 343.64 | 0.006363620 | 2.19 |
| EMISSIONS CONTROL EQUIPMENT MAINTENANCE | SCIENTIFIC AVIATION, INC | 153.97 | 0.006363620 | 0.98 |
| FUEL/ POWER / ELECTRICAL | XCEL ENERGY | 2,779.86 | 0.006363620 | 17.69 |
| GATHERING/TREATING/DEHYDRATION | MEWBOURNE OIL COMPANY-I | 38.01 | 0.006363620 | 0.24 |
| LEASE & FACILITY | MEWBOURNE OIL COMPANY | 714.00 | 0.006363620 | 4.54 |
| LEASE & FACILITY | MEWBOURNE OIL COMPANY | 280.50 | 0.006363620 | 1.78 |
| LEASE & FACILITY MAINTENANCE | GARNER PUMP & SUPPLY INC | 294.64 | 0.006363620 | 1.88 |
| LEASE & FACILITY MAINTENANCE | STANDARD OIL FIELD SUPPLY | 75.39 | 0.006363620 | 0.48 |
| LEASE & FACILITY MAINTENANCE | MPS ENTERPRISES INC | 23.55 | 0.006363620 | 0.15 |
| LEASE & FACILITY MAINTENANCE | TURNCO ENTERPRISES LLC | 131.25 | 0.006363620 | 0.84 |
| LEASE & FACILITY MAINTENANCE | TURNCO ENTERPRISES LLC | 210.00 | 0.006363620 | 1.34 |
| LEASE & FACILITY MAINTENANCE | R360 ENVIRONMENTAL SOLUT | 55.93 | 0.006363620 | 0.36 |
| LEASE & FACILITY MAINTENANCE | FLATLAND ENERGY SERVICES | 24,649.12 | 0.006363620 | 156.86 |
| LEASE & FACILITY MAINTENANCE | AM OILFIELD SERVICE, LLC | 46.05 | 0.006363620 | 0.29 |
| LEASE & FACILITY MAINTENANCE | AM OILFIELD SERVICE, LLC | 61.41 | 0.006363620 | 0.39 |
| LEASE & FACILITY MAINTENANCE | AM OILFIELD SERVICE, LLC | 122.84 | 0.006363620 | 0.78 |
| LEASE & FACILITY MAINTENANCE | AM OILFIELD SERVICE, LLC | 122.84 | 0.006363620 | 0.78 |
| LEASE & FACILITY MAINTENANCE | AM OILFIELD SERVICE, LLC | 92.13 | 0.006363620 | 0.59 |
| OVERHEAD-FIXED RATE | MEWBOURNE OIL COMPANY | 807.20 | 0.006363620 | 5.14 |
| PRIME MOVER / PUMP MAINTENANCE | WILDCAT PUMP & ENGINE REI | 227.77 | 0.006363620 | 1.45 |
| PUMPING | MEWBOURNE OIL COMPANY | 850.00 | 0.006363620 | 5.41 |
| PUMPING | MEWBOURNE OIL COMPANY | 850.00 | 0.006363620 | 5.41 |
| RENTAL SERVICES | KODIAK GAS SERVICES LLC | 3,715.82 | 0.006363620 | 23.65 |
| SALT WATER DISPOSAL | MEWBOURNE OIL COMPANY | 28,298.40 | 0.006363620 | 180.08 |
| Total Lease Operating Expense Cost | | 69,259.49 | | 440.76 |

72186000-30 SUBTOTAL

69,259.49

440.76

PROPERTY 72186000 TOTAL

69,259.49

440.76

72186000PREPAYMENTS

-804.69

PROPERTY: 72310000 72310000-20 IBEX 15/10 B1PA FED COM 2H

Intangible Well Cost

| | | | | |
|---|-------------------------|--------|-------------|------|
| OVERHEAD FIXED RATE | MEWBOURNE OIL COMPANY | 246.48 | 0.000539020 | 0.13 |
| PIPELINE INTERCONNECT / ROW / EASEMENTS | BOONE ARCHAEOLOGICAL RE | 0.00 | 0.000539020 | 0.00 |
| PIPELINE INTERCONNECT / ROW / EASEMENTS | ENCOMPASS SERVICES, LLC | 166.50 | 0.000539020 | 0.09 |
| Total Intangible Well Cost Cost | | 412.98 | | 0.22 |

10-29-2021

276

MEWBOURNE OIL COMPANY

Page 19

SIANA OIL & GAS CO, LLC
TOM M RAGSDALE
P O BOX 2246
CONROE, TX 77305

INVOICE NO.: 202110-02969
INVOICE DATE: 10-31-2021
OWNER: 035904-1
BILLING FOR: October 2021

| REFERENCE/DESCRIPTION OF CHARGES | | GROSS CHARGES | WORKING INTEREST | NET CHARGE |
|---|-----------------------------|------------------|---------------------|---------------|
| 72310000-20 SUBTOTAL | | 412.98 | 0.22 | |
| PROPERTY: 72310000 72310000-30 IBEX 15/10 B1PA FED COM 2H | | | | |
| <u>Lease Operating Expense</u> | | | | |
| AUTOMATION MAINTENANCE | TANKLOGIX LLC | 1,022.47 | 0.000539020 | 0.55 |
| AUTOMATION MAINTENANCE | TANKLOGIX LLC | 995.34 | 0.000539020 | 0.54 |
| AUTOMATION MAINTENANCE | TANKLOGIX LLC | 735.22 | 0.000539020 | 0.40 |
| CHEMICALS-WATER TREATING | JACAM CATALYST LLC | 448.38 | 0.000539020 | 0.24 |
| CHEMICALS-WATER TREATING | ENVIROKLEAN PRODUCT DEV | 3,285.32 | 0.000539020 | 1.77 |
| EMISSIONS CONTROL EQUIPMENT MAINTENANCE | AUTOMATED WELLHEAD COM | 356.50 | 0.000539020 | 0.19 |
| EMISSIONS CONTROL EQUIPMENT MAINTENANCE | SCIENTIFIC AVIATION, INC | 153.95 | 0.000539020 | 0.08 |
| FUEL/ POWER / ELECTRICAL | XCEL ENERGY | 7,029.71 | 0.000539020 | 3.79 |
| GATHERING/TREATING/DEHYDRATION | MEWBOURNE OIL COMPANY-I | 200.00 | 0.000539020 | 0.11 |
| GATHERING/TREATING/DEHYDRATION | BOONE ARCHAEOLOGICAL RE | 398.20 | 0.000539020 | 0.21 |
| GATHERING/TREATING/DEHYDRATION | LEGACY SAFETY AND CONSU | 128.43 | 0.000539020 | 0.07 |
| GATHERING/TREATING/DEHYDRATION | LEGACY SAFETY AND CONSU | 125.29 | 0.000539020 | 0.07 |
| GATHERING/TREATING/DEHYDRATION | LEGACY SAFETY AND CONSU | 514.57 | 0.000539020 | 0.28 |
| LEASE & FACILITY | MEWBOURNE OIL COMPANY | 850.00 | 0.000539020 | 0.46 |
| LEASE & FACILITY | MEWBOURNE OIL COMPANY | 425.00 | 0.000539020 | 0.23 |
| LEASE & FACILITY | MEWBOURNE OIL COMPANY | 425.00 | 0.000539020 | 0.23 |
| LEASE & FACILITY MAINTENANCE | GARNER PUMP & SUPPLY INC | 672.67 | 0.000539020 | 0.36 |
| LEASE & FACILITY MAINTENANCE | GARNER PUMP & SUPPLY INC | 7.80 | 0.000539020 | 0.00 |
| LEASE & FACILITY MAINTENANCE | GARNER PUMP & SUPPLY INC | 11.63 | 0.000539020 | 0.01 |
| LEASE & FACILITY MAINTENANCE | GARNER PUMP & SUPPLY INC | 120.56 | 0.000539020 | 0.06 |
| LEASE & FACILITY MAINTENANCE | GARNER PUMP & SUPPLY INC | 171.29 | 0.000539020 | 0.10 |
| LEASE & FACILITY MAINTENANCE | STONE OILFIELD SERVICE INC | 703.73 | 0.000539020 | 0.38 |
| LEASE & FACILITY MAINTENANCE | MPS ENTERPRISES INC | 13.53 | 0.000539020 | 0.01 |
| LEASE & FACILITY MAINTENANCE | MPS ENTERPRISES INC | 1,133.15 | 0.000539020 | 0.61 |
| LEASE & FACILITY MAINTENANCE | MPS ENTERPRISES INC | 8,774.20 | 0.000539020 | 4.73 |
| LEASE & FACILITY MAINTENANCE | MPS ENTERPRISES INC | 7.10 | 0.000539020 | 0.00 |
| LEASE & FACILITY MAINTENANCE | MPS ENTERPRISES INC | 29.90 | 0.000539020 | 0.02 |
| LEASE & FACILITY MAINTENANCE | MPS ENTERPRISES INC | 419.48 | 0.000539020 | 0.23 |
| LEASE & FACILITY MAINTENANCE | GUNS UP SERVICES | 35.83 | 0.000539020 | 0.02 |
| LEASE & FACILITY MAINTENANCE | TURNCO ENTERPRISES LLC | 40.50 | 0.000539020 | 0.02 |
| LEASE & FACILITY MAINTENANCE | TURNCO ENTERPRISES LLC | 472.50 | 0.000539020 | 0.25 |
| LEASE & FACILITY MAINTENANCE | TURNCO ENTERPRISES LLC | 420.00 | 0.000539020 | 0.23 |
| LEASE & FACILITY MAINTENANCE | TURNCO ENTERPRISES LLC | 787.50 | 0.000539020 | 0.42 |
| LEASE & FACILITY MAINTENANCE | TURNCO ENTERPRISES LLC | 210.00 | 0.000539020 | 0.11 |
| LEASE & FACILITY MAINTENANCE | TURNCO ENTERPRISES LLC | 262.50 | 0.000539020 | 0.14 |
| LEASE & FACILITY MAINTENANCE | TURNCO ENTERPRISES LLC | 41.25 | 0.000539020 | 0.02 |
| LEASE & FACILITY MAINTENANCE | TRINITY OILFIELD SERVICES & | 269.02 | 0.000539020 | 0.15 |
| LEASE & FACILITY MAINTENANCE | H-M TRUCKING LLC | 183.42 | 0.000539020 | 0.10 |

10-29-2021

277

MEWBOURNE OIL COMPANY

Page 20

SIANA OIL & GAS CO, LLC
TOM M RAGSDALE
P O BOX 2246
CONROE, TX 77305

INVOICE NO.: 202110-02969
INVOICE DATE: 10-31-2021
OWNER: 035904-1
BILLING FOR: October 2021

| REFERENCE/DESCRIPTION OF CHARGES | | GROSS CHARGES | WORKING INTEREST | NET CHARGE |
|---|----------------------------|------------------|------------------|--------------|
| LEASE & FACILITY MAINTENANCE | H-M TRUCKING LLC | 550.27 | 0.000539020 | 0.30 |
| LEASE & FACILITY MAINTENANCE | H-M TRUCKING LLC | 641.98 | 0.000539020 | 0.35 |
| LEASE & FACILITY MAINTENANCE | H-M TRUCKING LLC | 917.11 | 0.000539020 | 0.49 |
| LEASE & FACILITY MAINTENANCE | H-M TRUCKING LLC | 366.84 | 0.000539020 | 0.20 |
| LEASE & FACILITY MAINTENANCE | H-M TRUCKING LLC | 641.98 | 0.000539020 | 0.35 |
| LEASE & FACILITY MAINTENANCE | LIMESTONE BASIN PROPERTIE | 82.29 | 0.000539020 | 0.04 |
| LEASE & FACILITY MAINTENANCE | TNT SPECIALTIES DBA TNT OI | 10,273.20 | 0.000539020 | 5.54 |
| LEASE & FACILITY MAINTENANCE | AM OILFIELD SERVICE, LLC | 884.40 | 0.000539020 | 0.48 |
| LEASE & FACILITY MAINTENANCE | AM OILFIELD SERVICE, LLC | 917.51 | 0.000539020 | 0.49 |
| LEASE & FACILITY MAINTENANCE | AM OILFIELD SERVICE, LLC | 612.02 | 0.000539020 | 0.33 |
| LEASE & FACILITY MAINTENANCE | AM OILFIELD SERVICE, LLC | 777.58 | 0.000539020 | 0.42 |
| LEASE & FACILITY MAINTENANCE | AM OILFIELD SERVICE, LLC | 777.58 | 0.000539020 | 0.42 |
| MISCELLANEOUS EQUIPMENT RENTAL | MEWBOURNE OIL COMPANY | 235.20 | 0.000539020 | 0.13 |
| OVERHEAD-FIXED RATE | MEWBOURNE OIL COMPANY | 889.09 | 0.000539020 | 0.48 |
| PRIME MOVER / PUMP MAINTENANCE | HR COMPRESSION & SERVICE | 45.57 | 0.000539020 | 0.02 |
| PRIME MOVER / PUMP MAINTENANCE | HR COMPRESSION & SERVICE | 753.38 | 0.000539020 | 0.41 |
| PRIME MOVER / PUMP MAINTENANCE | WILDCAT PUMP & ENGINE REI | 43.18 | 0.000539020 | 0.02 |
| PUMPING | MEWBOURNE OIL COMPANY | 850.00 | 0.000539020 | 0.46 |
| PUMPING | MEWBOURNE OIL COMPANY | 850.00 | 0.000539020 | 0.46 |
| RENTAL SERVICES | GRAVITY OILFIELD SERVICES | 147.16 | 0.000539020 | 0.08 |
| RENTAL SERVICES | GRAVITY OILFIELD SERVICES | 80.70 | 0.000539020 | 0.04 |
| RENTAL SERVICES | TOTAL OPERATIONS & PRODU | 4,874.08 | 0.000539020 | 2.63 |
| SALT WATER DISPOSAL | OWL SWD OPERATING LLC | 1,542.28 | 0.000539020 | 0.83 |
| SALT WATER DISPOSAL | H-M TRUCKING LLC | 770.38 | 0.000539020 | 0.42 |
| SALT WATER DISPOSAL | NGL WATER SOLUTIONS PERM | 26,163.75 | 0.000539020 | 14.10 |
| SALT WATER DISPOSAL | GRAMA RIDGE DISPOSAL LLC | 215.22 | 0.000539020 | 0.12 |
| SALT WATER DISPOSAL | LIMESTONE BASIN PROPERTIE | 97.83 | 0.000539020 | 0.05 |
| SITE RESTORATION & EXCAVATION | TURNCO ENTERPRISES LLC | 27.00 | 0.000539020 | 0.01 |
| SITE RESTORATION & EXCAVATION | R360 ENVIRONMENTAL SOLUT | 1,461.17 | 0.000539020 | 0.79 |
| SITE RESTORATION & EXCAVATION | NORTHERN DELAWARE BASIN | 300.68 | 0.000539020 | 0.16 |
| Total Lease Operating Expense Cost | | 88,670.37 | | 47.81 |
| 72310000-30 SUBTOTAL | | 88,670.37 | | 47.81 |
| PROPERTY 72310000 TOTAL | | 89,083.35 | | 48.03 |
| PROPERTY: 72580000 72580000-30 OXY BYPASS 16 STATE 1 | | | | |
| <u>Lease Operating Expense</u> | | | | |
| COMPANY SUPERVISION | MEWBOURNE OIL COMPANY | 81.42 | 0.126000000 | 10.26 |
| Total Lease Operating Expense Cost | | 81.42 | | 10.26 |
| 72580000-30 SUBTOTAL | | 81.42 | | 10.26 |
| PROPERTY 72580000 TOTAL | | 81.42 | | 10.26 |

10-29-2021

278

MEWBOURNE OIL COMPANY

MEWBOURNE OIL COMPANY
P O BOX 7698
TYLER, TX 75711-7698

SIANA OIL & GAS CO, LLC
TOM M RAGSDALE
P O BOX 2246
CONROE, TX 77305

INVOICE NO.: 202111-04811
INVOICE DATE: 11-30-2021
OWNER: 035904-1
BILLING FOR: November 2021

BALANCE FORWARD

-243,402.37

| CURRENT PERIOD ADJUSTMENT | | | | AMOUNT |
|---|----------|------------|--------------|--------------|
| | | | | 0.00 |
| CURRENT CHARGES | | GROSS | INTEREST | NET |
| 62390000 - PRONGHORN 15 B3BO FED COM 1H | TIER: 30 | 25,934.30 | 0.0683747500 | 1,773.27 |
| 62391000 - PRONGHORN 15 B3CN FED COM 1H | TIER: 30 | 27,270.49 | 0.0683747500 | 1,864.64 |
| 62392000 - PRONGHORN 15 B3DM FED COM 1H | TIER: 30 | 32,691.85 | 0.0683747500 | 2,235.35 |
| 62774000 - IBEX 10 B3MD FED COM 1H | TIER: 30 | 28,150.42 | 0.0527536400 | 1,485.03 |
| 62775000 - IBEX 10 B3NC FED COM 1H | TIER: 30 | 32,293.19 | 0.0527536400 | 1,703.57 |
| 62776000 - IBEX 10 B3OB FED COM 1H | TIER: 30 | 24,590.81 | 0.0322507100 | 793.07 |
| 62906000 - GAZELLE 22 B2MD FED COM 2H | TIER: 30 | 30,995.37 | 0.1969919400 | 6,105.84 |
| 62915000 - CREEDENCE 21/16 W0ED ST COM 2H | TIER: 20 | 24,198.84 | 0.0063636200 | 153.99 |
| 62915000 - CREEDENCE 21/16 W0ED ST COM 2H | TIER: 30 | 73,399.04 | 0.0063636200 | 467.09 |
| 62916000 - CREEDENCE 21/16 W1ED ST COM 1H | TIER: 20 | 24,198.84 | 0.0063636200 | 153.99 |
| 62916000 - CREEDENCE 21/16 W1ED ST COM 1H | TIER: 30 | 98,849.86 | 0.0063636200 | 629.03 |
| 62948000 - INLAND 26/23 B2PI STATE COM 1H | TIER: 20 | -5,200.00 | 0.1000000000 | -520.00 |
| 62948000 - INLAND 26/23 B2PI STATE COM 1H | TIER: 30 | 40,330.62 | 0.1000000000 | 4,033.04 |
| 62958000 - GAZELLE 22 B3MD FED COM 1H | TIER: 30 | 27,046.01 | 0.1969919400 | 5,327.81 |
| 72076000 - INLAND 26/23 B2OJ STATE COM 1H | TIER: 20 | -5,200.00 | 0.1000000000 | -520.00 |
| 72076000 - INLAND 26/23 B2OJ STATE COM 1H | TIER: 30 | 48,146.07 | 0.1000000000 | 4,814.60 |
| 72185000 - CREEDENCE 21/16 W0FC ST COM 4H | TIER: 20 | 24,198.82 | 0.0063636200 | 153.99 |
| 72185000 - CREEDENCE 21/16 W0FC ST COM 4H | TIER: 30 | 76,172.12 | 0.0063636200 | 484.73 |
| 72186000 - CREEDENCE 21/16 W1FC ST COM 3H | TIER: 20 | 24,198.83 | 0.0063636200 | 153.99 |
| 72186000 - CREEDENCE 21/16 W1FC ST COM 3H | TIER: 30 | 51,536.72 | 0.0063636200 | 327.97 |
| 72310000 - IBEX 15/10 B1PA FED COM 2H | TIER: 30 | 50,740.57 | 0.0053902000 | 27.34 |
| 72580000 - OXY BYPASS 16 STATE 1 | TIER: 30 | 84.22 | 0.1260000000 | 10.61 |
| TOTAL CURRENT CHARGES | | 754,626.99 | | 31,658.95 |
| APPLIED ADVANCES | | | | |
| 72185000 - CREEDENCE 21/16 W0FC ST COM 4H | | | | -638.72 |
| 72186000 - CREEDENCE 21/16 W1FC ST COM 3H | | | | -481.96 |
| APPLIED ADVANCES TOTAL | | | | -1,120.68 |
| INVOICE TOTAL | | | | 30,538.27 |
| OUTSTANDING BALANCE | | | | (212,864.10) |

(12-01-2021)

4512490000001632:00,2,13

MEWBOURNE OIL COMPANY

Page 2

SIANA OIL & GAS CO, LLC
TOM M RAGSDALE
P O BOX 2246
CONROE, TX 77305

INVOICE NO.: 202111-04811
INVOICE DATE: 11-30-2021
OWNER: 035904-1
BILLING FOR: November 2021

PLEASE INDICATE INVOICE# 202111-04811
AND ACCOUNT# 035904-1
ON REMITTANCE
PAYMENT DUE 15 DAYS AFTER RECEIPT OF INVOICE PAYABLE IN US DOLLARS

FOR INQUIRIES, PLEASE CONTACT (903) 561-2900

Netted Owner

12-01-2021

4512490000001652:00,2,13

MEWBOURNE OIL COMPANY

Page 3

SIANA OIL & GAS CO, LLC
TOM M RAGSDALE
P O BOX 2246
CONROE, TX 77305

INVOICE NO.: 202111-04811
INVOICE DATE: 11-30-2021
OWNER: 035904-1
BILLING FOR: November 2021



| REFERENCE/DESCRIPTION OF CHARGES | GROSS CHARGES | WORKING INTEREST | NET CHARGE | |
|---|-----------------------------|------------------|-------------|--------|
| PROPERTY: 62390000 62390000-30 PRONGHORN 15 B3BO FED COM 1H | | | | |
| Lease Operating Expense | | | | |
| ADVALOREM TAXES | TAXATION & REVENUE DEPAI | 4,003.40 | 0.068374750 | 273.73 |
| AUTOMATION MAINTENANCE | AMERICAN MILLENNIUM COR | 25.70 | 0.068374750 | 1.76 |
| CHEMICALS-WATER TREATING | JACAM CATALYST LLC | 2,462.53 | 0.068374750 | 168.38 |
| CHEMICALS-WATER TREATING | JACAM CATALYST LLC | 493.21 | 0.068374750 | 33.72 |
| CHEMICALS-WATER TREATING | ENVIROKLEAN PRODUCT DEV | 251.40 | 0.068374750 | 17.19 |
| COMPANY SUPERVISION | MEWBOURNE OIL COMPANY | 750.00 | 0.068374750 | 51.28 |
| EMISSIONS CONTROL EQUIPMENT MAINTENANCE | MAN WELDING SERVICE | 318.09 | 0.068374750 | 21.75 |
| EMISSIONS CONTROL EQUIPMENT MAINTENANCE | MAN WELDING SERVICE | 1,025.47 | 0.068374750 | 70.12 |
| EMISSIONS CONTROL EQUIPMENT MAINTENANCE | GARNER PUMP & SUPPLY INC | 79.02 | 0.068374750 | 5.40 |
| EMISSIONS CONTROL EQUIPMENT MAINTENANCE | GARNER PUMP & SUPPLY INC | 21.86 | 0.068374750 | 1.49 |
| EMISSIONS CONTROL EQUIPMENT MAINTENANCE | GARNER PUMP & SUPPLY INC | 5.11 | 0.068374750 | 0.35 |
| EMISSIONS CONTROL EQUIPMENT MAINTENANCE | STANDARD OIL FIELD SUPPLY | 73.54 | 0.068374750 | 5.03 |
| EMISSIONS CONTROL EQUIPMENT MAINTENANCE | STANDARD OIL FIELD SUPPLY | 81.60 | 0.068374750 | 5.58 |
| EMISSIONS CONTROL EQUIPMENT MAINTENANCE | STANDARD OIL FIELD SUPPLY | 73.15 | 0.068374750 | 5.00 |
| EMISSIONS CONTROL EQUIPMENT MAINTENANCE | G&A FABRICATION LLC | 398.63 | 0.068374750 | 27.26 |
| EMISSIONS CONTROL EQUIPMENT MAINTENANCE | VAPROX LLC | 96.54 | 0.068374750 | 6.60 |
| FUEL/ POWER / ELECTRICAL | XCEL ENERGY | 3,257.26 | 0.068374750 | 222.71 |
| GATHERING/TREATING/DEHYDRATION | T&J VALVE | 97.19 | 0.068374750 | 6.65 |
| LEASE & FACILITY | MEWBOURNE OIL COMPANY | 425.00 | 0.068374750 | 29.06 |
| LEASE & FACILITY MAINTENANCE | GARNER PUMP & SUPPLY INC | 53.55 | 0.068374750 | 3.66 |
| LEASE & FACILITY MAINTENANCE | STONE OILFIELD SERVICE INC | 122.13 | 0.068374750 | 8.35 |
| LEASE & FACILITY MAINTENANCE | MPS ENTERPRISES INC | 74.38 | 0.068374750 | 5.09 |
| LEASE & FACILITY MAINTENANCE | TURNCO ENTERPRISES LLC | 41.25 | 0.068374750 | 2.82 |
| LEASE & FACILITY MAINTENANCE | TURNCO ENTERPRISES LLC | 26.25 | 0.068374750 | 1.80 |
| LEASE & FACILITY MAINTENANCE | TURNCO ENTERPRISES LLC | 630.00 | 0.068374750 | 43.08 |
| LEASE & FACILITY MAINTENANCE | TURNCO ENTERPRISES LLC | 6.30 | 0.068374750 | 0.43 |
| LEASE & FACILITY MAINTENANCE | TURNCO ENTERPRISES LLC | 45.00 | 0.068374750 | 3.08 |
| LEASE & FACILITY MAINTENANCE | INGRAM PROFESSIONAL SERV | 433.22 | 0.068374750 | 29.62 |
| LEASE & FACILITY MAINTENANCE | INGRAM PROFESSIONAL SERV | 272.14 | 0.068374750 | 18.61 |
| LEASE & FACILITY MAINTENANCE | TRINITY OILFIELD SERVICES I | 35.03 | 0.068374750 | 2.40 |
| LEASE & FACILITY MAINTENANCE | H-M TRUCKING LLC | 26.20 | 0.068374750 | 1.79 |
| LEASE & FACILITY MAINTENANCE | TNT SPECIALTIES DBA TNT OI | 1,091.73 | 0.068374750 | 74.65 |
| LEASE & FACILITY MAINTENANCE | TNT SPECIALTIES DBA TNT OI | 656.32 | 0.068374750 | 44.88 |
| MISCELLANEOUS EQUIPMENT RENTAL | MEWBOURNE OIL COMPANY | 243.04 | 0.068374750 | 16.62 |
| OVERHEAD-FIXED RATE | MEWBOURNE OIL COMPANY | 864.00 | 0.068374750 | 59.08 |
| PRIME MOVER / PUMP MAINTENANCE | WILDCAT PUMP & ENGINE REI | 37.64 | 0.068374750 | 2.57 |
| PRIME MOVER / PUMP MAINTENANCE | WILDCAT PUMP & ENGINE REI | 284.35 | 0.068374750 | 19.44 |
| PUMPING | MEWBOURNE OIL COMPANY | 875.00 | 0.068374750 | 59.83 |
| PUMPING | MEWBOURNE OIL COMPANY | 437.50 | 0.068374750 | 29.91 |
| RENTAL SERVICES | TOTAL OPERATIONS & PRODU | 5,086.00 | 0.068374750 | 347.75 |

12-01-2021

4512490000001652:00,3,13

MEWBOURNE OIL COMPANY

Page 4

SIANA OIL & GAS CO, LLC
TOM M RAGSDALE
P O BOX 2246
CONROE, TX 77305

INVOICE NO.: 202111-04811
INVOICE DATE: 11-30-2021
OWNER: 035904-1
BILLING FOR: November 2021

| REFERENCE/DESCRIPTION OF CHARGES | | GROSS CHARGES | WORKING INTEREST | NET CHARGE |
|---|----------------------------|---------------|------------------|------------|
| SALT WATER DISPOSAL | OWL SWD OPERATING LLC | 615.50 | 0.068374750 | 42.08 |
| SALT WATER DISPOSAL | LIMESTONE BASIN PROPERTIE | 39.07 | 0.068374750 | 2.67 |
| Total Lease Operating Expense Cost | | 25,934.30 | | 1,773.27 |
| 62390000-30 SUBTOTAL | | 25,934.30 | 1,773.27 | |
| PROPERTY 62390000 TOTAL | | 25,934.30 | 1,773.27 | |
| PROPERTY: 62391000 62391000-30 PRONGHORN 15 B3CN FED COM 1H | | | | |
| <u>Lease Operating Expense</u> | | | | |
| ADVALOREM TAXES | TAXATION & REVENUE DEPAI | 4,157.78 | 0.068374750 | 284.29 |
| AUTOMATION MAINTENANCE | INGRAM PROFESSIONAL SERV | 133.99 | 0.068374750 | 9.16 |
| CHEMICALS-WATER TREATING | JACAM CATALYST LLC | 820.84 | 0.068374750 | 56.12 |
| CHEMICALS-WATER TREATING | JACAM CATALYST LLC | 448.38 | 0.068374750 | 30.66 |
| CHEMICALS-WATER TREATING | ENVIROKLEAN PRODUCT DEV | 59.38 | 0.068374750 | 4.06 |
| EMISSIONS CONTROL EQUIPMENT MAINTENANCE | MAN WELDING SERVICE | 478.70 | 0.068374750 | 32.73 |
| EMISSIONS CONTROL EQUIPMENT MAINTENANCE | MAN WELDING SERVICE | 339.97 | 0.068374750 | 23.25 |
| EMISSIONS CONTROL EQUIPMENT MAINTENANCE | GARNER PUMP & SUPPLY INC | 79.02 | 0.068374750 | 5.40 |
| EMISSIONS CONTROL EQUIPMENT MAINTENANCE | GARNER PUMP & SUPPLY INC | 21.86 | 0.068374750 | 1.50 |
| EMISSIONS CONTROL EQUIPMENT MAINTENANCE | GARNER PUMP & SUPPLY INC | 5.11 | 0.068374750 | 0.35 |
| EMISSIONS CONTROL EQUIPMENT MAINTENANCE | GARNER PUMP & SUPPLY INC | 57.84 | 0.068374750 | 3.95 |
| EMISSIONS CONTROL EQUIPMENT MAINTENANCE | STANDARD OIL FIELD SUPPLY | 73.54 | 0.068374750 | 5.03 |
| EMISSIONS CONTROL EQUIPMENT MAINTENANCE | STANDARD OIL FIELD SUPPLY | 81.59 | 0.068374750 | 5.58 |
| EMISSIONS CONTROL EQUIPMENT MAINTENANCE | STANDARD OIL FIELD SUPPLY | 73.15 | 0.068374750 | 5.00 |
| EMISSIONS CONTROL EQUIPMENT MAINTENANCE | G&A FABRICATION LLC | 137.76 | 0.068374750 | 9.42 |
| EMISSIONS CONTROL EQUIPMENT MAINTENANCE | VAPROX LLC | 96.54 | 0.068374750 | 6.60 |
| FUEL/ POWER / ELECTRICAL | XCEL ENERGY | 409.97 | 0.068374750 | 28.04 |
| LEASE & FACILITY | MEWBOURNE OIL COMPANY | 850.00 | 0.068374750 | 58.12 |
| LEASE & FACILITY | MEWBOURNE OIL COMPANY | 850.00 | 0.068374750 | 58.12 |
| LEASE & FACILITY | MEWBOURNE OIL COMPANY | 425.00 | 0.068374750 | 29.06 |
| LEASE & FACILITY | MEWBOURNE OIL COMPANY | 212.50 | 0.068374750 | 14.53 |
| LEASE & FACILITY MAINTENANCE | GARNER PUMP & SUPPLY INC | 54.00 | 0.068374750 | 3.70 |
| LEASE & FACILITY MAINTENANCE | GARNER PUMP & SUPPLY INC | 82.94 | 0.068374750 | 5.67 |
| LEASE & FACILITY MAINTENANCE | GARNER PUMP & SUPPLY INC | 191.78 | 0.068374750 | 13.12 |
| LEASE & FACILITY MAINTENANCE | THE GASCO MANUFACTURING | 124.81 | 0.068374750 | 8.53 |
| LEASE & FACILITY MAINTENANCE | STONE OILFIELD SERVICE INC | 39.88 | 0.068374750 | 2.73 |
| LEASE & FACILITY MAINTENANCE | MPS ENTERPRISES INC | 24.29 | 0.068374750 | 1.66 |
| LEASE & FACILITY MAINTENANCE | MPS ENTERPRISES INC | 72.06 | 0.068374750 | 4.93 |
| LEASE & FACILITY MAINTENANCE | TURNCO ENTERPRISES LLC | 41.25 | 0.068374750 | 2.82 |
| LEASE & FACILITY MAINTENANCE | TURNCO ENTERPRISES LLC | 26.25 | 0.068374750 | 1.79 |
| LEASE & FACILITY MAINTENANCE | TURNCO ENTERPRISES LLC | 157.50 | 0.068374750 | 10.77 |
| LEASE & FACILITY MAINTENANCE | TURNCO ENTERPRISES LLC | 1,094.87 | 0.068374750 | 74.86 |
| LEASE & FACILITY MAINTENANCE | TURNCO ENTERPRISES LLC | 315.00 | 0.068374750 | 21.54 |
| LEASE & FACILITY MAINTENANCE | TURNCO ENTERPRISES LLC | 1,134.00 | 0.068374750 | 77.54 |

12-01-2021

4512490000001632:00.3.13

282

MEWBOURNE OIL COMPANY

Page 5

SIANA OIL & GAS CO, LLC
TOM M RAGSDALE
P O BOX 2246
CONROE, TX 77305

INVOICE NO.: 202111-04811
INVOICE DATE: 11-30-2021
OWNER: 035904-1
BILLING FOR: November 2021



| REFERENCE/DESCRIPTION OF CHARGES | | GROSS CHARGES | WORKING INTEREST | NET CHARGE |
|------------------------------------|-----------------------------|---------------|------------------|------------|
| LEASE & FACILITY MAINTENANCE | TURNCO ENTERPRISES LLC | 2.10 | 0.068374750 | 0.14 |
| LEASE & FACILITY MAINTENANCE | TURNCO ENTERPRISES LLC | 45.00 | 0.068374750 | 3.08 |
| LEASE & FACILITY MAINTENANCE | INGRAM PROFESSIONAL SERV | 118.68 | 0.068374750 | 8.11 |
| LEASE & FACILITY MAINTENANCE | INGRAM PROFESSIONAL SERV | 90.72 | 0.068374750 | 6.20 |
| LEASE & FACILITY MAINTENANCE | TRINITY OILFIELD SERVICES L | 35.05 | 0.068374750 | 2.40 |
| LEASE & FACILITY MAINTENANCE | H-M TRUCKING LLC | 550.27 | 0.068374750 | 37.62 |
| LEASE & FACILITY MAINTENANCE | H-M TRUCKING LLC | 26.21 | 0.068374750 | 1.79 |
| LEASE & FACILITY MAINTENANCE | H-M TRUCKING LLC | 458.55 | 0.068374750 | 31.35 |
| LEASE & FACILITY MAINTENANCE | ONE HORSE SERVICES LLC | 558.29 | 0.068374750 | 38.17 |
| LEASE & FACILITY MAINTENANCE | ONE HORSE SERVICES LLC | 253.53 | 0.068374750 | 17.33 |
| MISCELLANEOUS EQUIPMENT RENTAL | MEWBOURNE OIL COMPANY | 243.04 | 0.068374750 | 16.62 |
| MISCELLANEOUS EQUIPMENT RENTAL | TRINITY OILFIELD SERVICES L | 981.15 | 0.068374750 | 67.09 |
| OVERHEAD-FIXED RATE | MEWBOURNE OIL COMPANY | 864.00 | 0.068374750 | 59.08 |
| PRIME MOVER / PUMP MAINTENANCE | HR COMPRESSION & SERVICE | 939.98 | 0.068374750 | 64.27 |
| PRIME MOVER / PUMP MAINTENANCE | HR COMPRESSION & SERVICE | 964.85 | 0.068374750 | 65.97 |
| PRIME MOVER / PUMP MAINTENANCE | WILDCAT PUMP & ENGINE RE | 12.56 | 0.068374750 | 0.86 |
| PUMPING | MEWBOURNE OIL COMPANY | 875.00 | 0.068374750 | 59.83 |
| PUMPING | MEWBOURNE OIL COMPANY | 218.75 | 0.068374750 | 14.96 |
| RENTAL SERVICES | KODIAK GAS SERVICES LLC | 6,012.51 | 0.068374750 | 411.10 |
| SALT WATER DISPOSAL | OWL SWD OPERATING LLC | 469.70 | 0.068374750 | 32.12 |
| SALT WATER DISPOSAL | LIMESTONE BASIN PROPERTII | 29.80 | 0.068374750 | 2.04 |
| SITE RESTORATION & EXCAVATION | R360 ENVIRONMENTAL SOLUT | 349.20 | 0.068374750 | 23.88 |
| Total Lease Operating Expense Cost | | 27,270.49 | | 1,864.64 |

62391000-30 SUBTOTAL

27,270.49

1,864.64

PROPERTY 62391000 TOTAL

27,270.49

1,864.64

PROPERTY: 62392000 62392000-30 PRONGHORN 15 B3DM FED COM 1H

Lease Operating Expense

| | | | | |
|---|---------------------------|----------|-------------|--------|
| ADVALOREM TAXES | TAXATION & REVENUE DEPAI | 3,543.00 | 0.068374750 | 242.25 |
| CHEMICALS-WATER TREATING | JACAM CATALYST LLC | 820.85 | 0.068374750 | 56.12 |
| CHEMICALS-WATER TREATING | ENVIROKLEAN PRODUCT DEV | 61.37 | 0.068374750 | 4.20 |
| EMISSIONS CONTROL EQUIPMENT MAINTENANCE | MAN WELDING SERVICE | 478.71 | 0.068374750 | 32.73 |
| EMISSIONS CONTROL EQUIPMENT MAINTENANCE | MAN WELDING SERVICE | 339.98 | 0.068374750 | 23.25 |
| EMISSIONS CONTROL EQUIPMENT MAINTENANCE | GARNER PUMP & SUPPLY INC | 79.03 | 0.068374750 | 5.40 |
| EMISSIONS CONTROL EQUIPMENT MAINTENANCE | GARNER PUMP & SUPPLY INC | 21.88 | 0.068374750 | 1.50 |
| EMISSIONS CONTROL EQUIPMENT MAINTENANCE | GARNER PUMP & SUPPLY INC | 5.13 | 0.068374750 | 0.35 |
| EMISSIONS CONTROL EQUIPMENT MAINTENANCE | GARNER PUMP & SUPPLY INC | 57.85 | 0.068374750 | 3.95 |
| EMISSIONS CONTROL EQUIPMENT MAINTENANCE | STANDARD OIL FIELD SUPPLY | 73.70 | 0.068374750 | 5.04 |
| EMISSIONS CONTROL EQUIPMENT MAINTENANCE | STANDARD OIL FIELD SUPPLY | 81.79 | 0.068374750 | 5.59 |
| EMISSIONS CONTROL EQUIPMENT MAINTENANCE | STANDARD OIL FIELD SUPPLY | 73.31 | 0.068374750 | 5.01 |
| EMISSIONS CONTROL EQUIPMENT MAINTENANCE | G&A FABRICATION LLC | 137.78 | 0.068374750 | 9.42 |
| EMISSIONS CONTROL EQUIPMENT MAINTENANCE | VAPROX LLC | 96.55 | 0.068374750 | 6.60 |

(12-01-2021)

-512490000001652:00,4,13

283

MEWBOURNE OIL COMPANY

Page 6

SIANA OIL & GAS CO, LLC
TOM M RAGSDALE
P O BOX 2246
CONROE, TX 77305

INVOICE NO.: 202111-04811
INVOICE DATE: 11-30-2021
OWNER: 035904-1
BILLING FOR: November 2021

| REFERENCE/DESCRIPTION OF CHARGES | GROSS CHARGES | WORKING INTEREST | NET CHARGE | |
|------------------------------------|-----------------------------|------------------|-------------|----------|
| FUEL/ POWER / ELECTRICAL | XCEL ENERGY | 3,107.63 | 0.068374750 | 212.49 |
| LEASE & FACILITY | MEWBOURNE OIL COMPANY | 850.00 | 0.068374750 | 58.12 |
| LEASE & FACILITY | MEWBOURNE OIL COMPANY | 2,550.00 | 0.068374750 | 174.36 |
| LEASE & FACILITY | MEWBOURNE OIL COMPANY | 212.50 | 0.068374750 | 14.53 |
| LEASE & FACILITY | MEWBOURNE OIL COMPANY | 212.50 | 0.068374750 | 14.53 |
| LEASE & FACILITY MAINTENANCE | GARNER PUMP & SUPPLY INC | 54.01 | 0.068374750 | 3.70 |
| LEASE & FACILITY MAINTENANCE | GARNER PUMP & SUPPLY INC | 82.94 | 0.068374750 | 5.68 |
| LEASE & FACILITY MAINTENANCE | GARNER PUMP & SUPPLY INC | 191.78 | 0.068374750 | 13.12 |
| LEASE & FACILITY MAINTENANCE | STONE OILFIELD SERVICE INC | 37.39 | 0.068374750 | 2.56 |
| LEASE & FACILITY MAINTENANCE | MPS ENTERPRISES INC | 22.77 | 0.068374750 | 1.56 |
| LEASE & FACILITY MAINTENANCE | MPS ENTERPRISES INC | 72.07 | 0.068374750 | 4.93 |
| LEASE & FACILITY MAINTENANCE | TURNCO ENTERPRISES LLC | 41.25 | 0.068374750 | 2.82 |
| LEASE & FACILITY MAINTENANCE | TURNCO ENTERPRISES LLC | 26.25 | 0.068374750 | 1.80 |
| LEASE & FACILITY MAINTENANCE | TURNCO ENTERPRISES LLC | 157.50 | 0.068374750 | 10.77 |
| LEASE & FACILITY MAINTENANCE | TURNCO ENTERPRISES LLC | 1,094.89 | 0.068374750 | 74.87 |
| LEASE & FACILITY MAINTENANCE | TURNCO ENTERPRISES LLC | 315.00 | 0.068374750 | 21.54 |
| LEASE & FACILITY MAINTENANCE | TURNCO ENTERPRISES LLC | 2.10 | 0.068374750 | 0.14 |
| LEASE & FACILITY MAINTENANCE | TURNCO ENTERPRISES LLC | 45.00 | 0.068374750 | 3.08 |
| LEASE & FACILITY MAINTENANCE | INGRAM PROFESSIONAL SERV | 118.69 | 0.068374750 | 8.11 |
| LEASE & FACILITY MAINTENANCE | INGRAM PROFESSIONAL SERV | 90.71 | 0.068374750 | 6.20 |
| LEASE & FACILITY MAINTENANCE | TRINITY OILFIELD SERVICES & | 35.03 | 0.068374750 | 2.40 |
| LEASE & FACILITY MAINTENANCE | H-M TRUCKING LLC | 550.27 | 0.068374750 | 37.63 |
| LEASE & FACILITY MAINTENANCE | H-M TRUCKING LLC | 26.20 | 0.068374750 | 1.79 |
| LEASE & FACILITY MAINTENANCE | H-M TRUCKING LLC | 458.56 | 0.068374750 | 31.35 |
| LEASE & FACILITY MAINTENANCE | ONE HORSE SERVICES LLC | 558.32 | 0.068374750 | 38.17 |
| LEASE & FACILITY MAINTENANCE | ONE HORSE SERVICES LLC | 253.53 | 0.068374750 | 17.33 |
| LEASE & FACILITY MAINTENANCE | ONE HORSE SERVICES LLC | 4,803.75 | 0.068374750 | 328.46 |
| MISCELLANEOUS EQUIPMENT RENTAL | MEWBOURNE OIL COMPANY | 243.04 | 0.068374750 | 16.62 |
| MISCELLANEOUS EQUIPMENT RENTAL | TRINITY OILFIELD SERVICES & | 981.15 | 0.068374750 | 67.08 |
| OVERHEAD-FIXED RATE | MEWBOURNE OIL COMPANY | 864.03 | 0.068374750 | 59.08 |
| PRIME MOVER / PUMP MAINTENANCE | HR COMPRESSION & SERVICE | 833.56 | 0.068374750 | 57.00 |
| PRIME MOVER / PUMP MAINTENANCE | HR COMPRESSION & SERVICE | 855.62 | 0.068374750 | 58.51 |
| PRIME MOVER / PUMP MAINTENANCE | WILDCAT PUMP & ENGINE RE | 12.56 | 0.068374750 | 0.86 |
| PUMPING | MEWBOURNE OIL COMPANY | 875.00 | 0.068374750 | 59.83 |
| PUMPING | MEWBOURNE OIL COMPANY | 218.75 | 0.068374750 | 14.96 |
| RENTAL SERVICES | TOTAL OPERATIONS & PRODL | 5,086.00 | 0.068374750 | 347.75 |
| SALT WATER DISPOSAL | OWL SWD OPERATING LLC | 499.65 | 0.068374750 | 34.16 |
| SALT WATER DISPOSAL | LIMESTONE BASIN PROPERTIE | 31.71 | 0.068374750 | 2.17 |
| SITE RESTORATION & EXCAVATION | R360 ENVIRONMENTAL SOLUT | 349.21 | 0.068374750 | 23.88 |
| Total Lease Operating Expense Cost | | 32,691.85 | | 2,235.35 |
| 62392000-30 SUBTOTAL | | 32,691.85 | | 2,235.35 |

12-01-2021

4512490000001632:00,4,13

MEWBOURNE OIL COMPANY

Page 7

SIANA OIL & GAS CO, LLC
TOM M RAGSDALE
P O BOX 2246
CONROE, TX 77305

INVOICE NO.: 202111-04811
INVOICE DATE: 11-30-2021
OWNER: 035904-1
BILLING FOR: November 2021



| REFERENCE/DESCRIPTION OF CHARGES | GROSS CHARGES | WORKING INTEREST | NET CHARGE | |
|--|-----------------------------|------------------|-------------|--------|
| PROPERTY 62392000 TOTAL | 32,691.85 | 2,235.35 | | |
| PROPERTY: 62774000 62774000-30 IBEX 10 B3MD FED COM 1H | | | | |
| <u>Lease Operating Expense</u> | | | | |
| ADVALOREM TAXES | TAXATION & REVENUE DEPAI | 6,509.79 | 0.052753640 | 343.42 |
| AUTOMATION MAINTENANCE | AMERICAN MILLENNIUM COR | 25.70 | 0.052753640 | 1.36 |
| CHEMICALS-WATER TREATING | JACAM CATALYST LLC | 1,641.69 | 0.052753640 | 86.61 |
| CHEMICALS-WATER TREATING | JACAM CATALYST LLC | 448.38 | 0.052753640 | 23.65 |
| CHEMICALS-WATER TREATING | ENVIROKLEAN PRODUCT DEV | 215.76 | 0.052753640 | 11.38 |
| COMPANY SUPERVISION | MEWBOURNE OIL COMPANY | 1,500.00 | 0.052753640 | 79.13 |
| EMISSIONS CONTROL EQUIPMENT MAINTENANCE | MAN WELDING SERVICE | 478.70 | 0.052753640 | 25.25 |
| EMISSIONS CONTROL EQUIPMENT MAINTENANCE | MAN WELDING SERVICE | 537.52 | 0.052753640 | 28.36 |
| EMISSIONS CONTROL EQUIPMENT MAINTENANCE | MAN WELDING SERVICE | 339.97 | 0.052753640 | 17.93 |
| EMISSIONS CONTROL EQUIPMENT MAINTENANCE | GARNER PUMP & SUPPLY INC | 79.03 | 0.052753640 | 4.17 |
| EMISSIONS CONTROL EQUIPMENT MAINTENANCE | GARNER PUMP & SUPPLY INC | 21.86 | 0.052753640 | 1.15 |
| EMISSIONS CONTROL EQUIPMENT MAINTENANCE | GARNER PUMP & SUPPLY INC | 5.11 | 0.052753640 | 0.27 |
| EMISSIONS CONTROL EQUIPMENT MAINTENANCE | GARNER PUMP & SUPPLY INC | 57.84 | 0.052753640 | 3.06 |
| EMISSIONS CONTROL EQUIPMENT MAINTENANCE | STANDARD OIL FIELD SUPPLY | 73.58 | 0.052753640 | 3.88 |
| EMISSIONS CONTROL EQUIPMENT MAINTENANCE | STANDARD OIL FIELD SUPPLY | 81.64 | 0.052753640 | 4.31 |
| EMISSIONS CONTROL EQUIPMENT MAINTENANCE | STANDARD OIL FIELD SUPPLY | 73.19 | 0.052753640 | 3.86 |
| EMISSIONS CONTROL EQUIPMENT MAINTENANCE | G&A FABRICATION LLC | 495.86 | 0.052753640 | 26.16 |
| EMISSIONS CONTROL EQUIPMENT MAINTENANCE | G&A FABRICATION LLC | 199.30 | 0.052753640 | 10.52 |
| EMISSIONS CONTROL EQUIPMENT MAINTENANCE | VAPROX LLC | 96.55 | 0.052753640 | 5.09 |
| FUEL/ POWER / ELECTRICAL | XCEL ENERGY | 1,227.89 | 0.052753640 | 64.78 |
| GATHERING/TREATING/DEHYDRATION | T&J VALVE | 97.19 | 0.052753640 | 5.13 |
| LEASE & FACILITY | MEWBOURNE OIL COMPANY | 850.00 | 0.052753640 | 44.84 |
| LEASE & FACILITY MAINTENANCE | GARNER PUMP & SUPPLY INC | 342.52 | 0.052753640 | 18.06 |
| LEASE & FACILITY MAINTENANCE | GARNER PUMP & SUPPLY INC | 1,522.84 | 0.052753640 | 80.33 |
| LEASE & FACILITY MAINTENANCE | GARNER PUMP & SUPPLY INC | 74.00 | 0.052753640 | 3.90 |
| LEASE & FACILITY MAINTENANCE | STONE OILFIELD SERVICE INC | 72.28 | 0.052753640 | 3.81 |
| LEASE & FACILITY MAINTENANCE | MPS ENTERPRISES INC | 44.02 | 0.052753640 | 2.32 |
| LEASE & FACILITY MAINTENANCE | TURNCO ENTERPRISES LLC | 41.25 | 0.052753640 | 2.18 |
| LEASE & FACILITY MAINTENANCE | TURNCO ENTERPRISES LLC | 26.25 | 0.052753640 | 1.38 |
| LEASE & FACILITY MAINTENANCE | TURNCO ENTERPRISES LLC | 210.00 | 0.052753640 | 11.08 |
| LEASE & FACILITY MAINTENANCE | TURNCO ENTERPRISES LLC | 4.20 | 0.052753640 | 0.22 |
| LEASE & FACILITY MAINTENANCE | TURNCO ENTERPRISES LLC | 45.00 | 0.052753640 | 2.37 |
| LEASE & FACILITY MAINTENANCE | INGRAM PROFESSIONAL SERV | 474.75 | 0.052753640 | 25.04 |
| LEASE & FACILITY MAINTENANCE | INGRAM PROFESSIONAL SERV | 181.43 | 0.052753640 | 9.57 |
| LEASE & FACILITY MAINTENANCE | TRINITY OILFIELD SERVICES & | 35.05 | 0.052753640 | 1.85 |
| LEASE & FACILITY MAINTENANCE | H-M TRUCKING LLC | 320.99 | 0.052753640 | 16.93 |
| LEASE & FACILITY MAINTENANCE | H-M TRUCKING LLC | 26.21 | 0.052753640 | 1.38 |
| LEASE & FACILITY MAINTENANCE | EP&S LLC | 335.07 | 0.052753640 | 17.68 |
| MISCELLANEOUS EQUIPMENT RENTAL | MEWBOURNE OIL COMPANY | 243.04 | 0.052753640 | 12.82 |

12-01-2021

-51249000001652-00,5,13

MEWBOURNE OIL COMPANY

Page 8

SIANA OIL & GAS CO, LLC
TOM M RAGSDALE
P O BOX 2246
CONROE, TX 77305

INVOICE NO.: 202111-04811
INVOICE DATE: 11-30-2021
OWNER: 035904-1
BILLING FOR: November 2021

| REFERENCE/DESCRIPTION OF CHARGES | | GROSS CHARGES | WORKING INTEREST | NET CHARGE |
|--|----------------------------|---------------|------------------|------------|
| OVERHEAD-FIXED RATE | MEWBOURNE OIL COMPANY | 889.09 | 0.052753640 | 46.90 |
| PRIME MOVER / PUMP MAINTENANCE | HR COMPRESSION & SERVICE | 635.33 | 0.052753640 | 33.52 |
| PRIME MOVER / PUMP MAINTENANCE | WILDCAT PUMP & ENGINE RE | 25.07 | 0.052753640 | 1.32 |
| PRIME MOVER / PUMP MAINTENANCE | WILDCAT PUMP & ENGINE RE | 254.31 | 0.052753640 | 13.42 |
| PUMPING | MEWBOURNE OIL COMPANY | 875.00 | 0.052753640 | 46.16 |
| PUMPING | MEWBOURNE OIL COMPANY | 437.50 | 0.052753640 | 23.08 |
| RENTAL SERVICES | SERVICE COMPRESSION LLC | 4,874.08 | 0.052753640 | 257.12 |
| SALT WATER DISPOSAL | OWL SWD OPERATING LLC | 1,038.70 | 0.052753640 | 54.80 |
| SALT WATER DISPOSAL | LIMESTONE BASIN PROPERTIE | 65.89 | 0.052753640 | 3.48 |
| Total Lease Operating Expense Cost | | 28,150.42 | | 1,485.03 |
| 62774000-30 SUBTOTAL | | 28,150.42 | | 1,485.03 |
| PROPERTY 62774000 TOTAL | | 28,150.42 | | 1,485.03 |
| PROPERTY: 62775000 62775000-30 IBEX 10 B3NC FED COM 1H | | | | |
| Lease Operating Expense | | | | |
| ADVALOREM TAXES | TAXATION & REVENUE DEPA | 12,820.74 | 0.052753640 | 676.34 |
| AUTOMATION MAINTENANCE | AMERICAN MILLENNIUM COR | 25.70 | 0.052753640 | 1.36 |
| AUTOMATION MAINTENANCE | INGRAM PROFESSIONAL SERV | 267.97 | 0.052753640 | 14.14 |
| CHEMICALS-WATER TREATING | JACAM CATALYST LLC | 820.84 | 0.052753640 | 43.30 |
| CHEMICALS-WATER TREATING | JACAM CATALYST LLC | 448.38 | 0.052753640 | 23.65 |
| CHEMICALS-WATER TREATING | ENVIROKI FAN PRODUCT DEV | 146.48 | 0.052753640 | 7.73 |
| COMPANY SUPERVISION | MEWBOURNE OIL COMPANY | 1,500.00 | 0.052753640 | 79.13 |
| EMISSIONS CONTROL EQUIPMENT MAINTENANCE | MAN WELDING SERVICE | 478.71 | 0.052753640 | 25.25 |
| EMISSIONS CONTROL EQUIPMENT MAINTENANCE | MAN WELDING SERVICE | 537.53 | 0.052753640 | 28.56 |
| EMISSIONS CONTROL EQUIPMENT MAINTENANCE | MAN WELDING SERVICE | 339.98 | 0.052753640 | 17.93 |
| EMISSIONS CONTROL EQUIPMENT MAINTENANCE | GARNER PUMP & SUPPLY INC | 79.03 | 0.052753640 | 4.17 |
| EMISSIONS CONTROL EQUIPMENT MAINTENANCE | GARNER PUMP & SUPPLY INC | 21.88 | 0.052753640 | 1.15 |
| EMISSIONS CONTROL EQUIPMENT MAINTENANCE | GARNER PUMP & SUPPLY INC | 5.13 | 0.052753640 | 0.27 |
| EMISSIONS CONTROL EQUIPMENT MAINTENANCE | GARNER PUMP & SUPPLY INC | 57.85 | 0.052753640 | 3.05 |
| EMISSIONS CONTROL EQUIPMENT MAINTENANCE | STANDARD OIL FIELD SUPPLY | 73.66 | 0.052753640 | 3.89 |
| EMISSIONS CONTROL EQUIPMENT MAINTENANCE | STANDARD OIL FIELD SUPPLY | 81.70 | 0.052753640 | 4.31 |
| EMISSIONS CONTROL EQUIPMENT MAINTENANCE | STANDARD OIL FIELD SUPPLY | 73.26 | 0.052753640 | 3.86 |
| EMISSIONS CONTROL EQUIPMENT MAINTENANCE | G&A FABRICATION LLC | 495.87 | 0.052753640 | 26.16 |
| EMISSIONS CONTROL EQUIPMENT MAINTENANCE | G&A FABRICATION LLC | 199.33 | 0.052753640 | 10.51 |
| EMISSIONS CONTROL EQUIPMENT MAINTENANCE | VAPROX LLC | 96.55 | 0.052753640 | 5.09 |
| FUEL / POWER / ELECTRICAL | XCEL ENERGY | 859.02 | 0.052753640 | 45.32 |
| GATHERING/TREATING/DEHYDRATION | T&J VALVE | 97.19 | 0.052753640 | 5.13 |
| LEASE & FACILITY | MEWBOURNE OIL COMPANY | 425.00 | 0.052753640 | 22.42 |
| LEASE & FACILITY MAINTENANCE | GARNER PUMP & SUPPLY INC | 342.53 | 0.052753640 | 18.07 |
| LEASE & FACILITY MAINTENANCE | GARNER PUMP & SUPPLY INC | 1,522.85 | 0.052753640 | 80.33 |
| LEASE & FACILITY MAINTENANCE | GARNER PUMP & SUPPLY INC | 74.01 | 0.052753640 | 3.91 |
| LEASE & FACILITY MAINTENANCE | STONE OILFIELD SERVICE INC | 39.88 | 0.052753640 | 2.10 |

12-01-2021

45124900000016520013.13

286

MEWBOURNE OIL COMPANY

Page 9

SIANA OIL & GAS CO, LLC
TOM M RAGSDALE
P O BOX 2246
CONROE, TX 77305

INVOICE NO.: 202111-04811
INVOICE DATE: 11-30-2021
OWNER: 035904-1
BILLING FOR: November 2021

| REFERENCE/DESCRIPTION OF CHARGES | GROSS CHARGES | WORKING INTEREST | NET CHARGE | |
|------------------------------------|-----------------------------|------------------|-------------|----------|
| LEASE & FACILITY MAINTENANCE | MPS ENTERPRISES INC | 24.29 | 0.052753640 | 1.28 |
| LEASE & FACILITY MAINTENANCE | TURNCO ENTERPRISES LLC | 41.25 | 0.052753640 | 2.18 |
| LEASE & FACILITY MAINTENANCE | TURNCO ENTERPRISES LLC | 26.25 | 0.052753640 | 1.38 |
| LEASE & FACILITY MAINTENANCE | TURNCO ENTERPRISES LLC | 210.00 | 0.052753640 | 11.08 |
| LEASE & FACILITY MAINTENANCE | TURNCO ENTERPRISES LLC | 2.10 | 0.052753640 | 0.11 |
| LEASE & FACILITY MAINTENANCE | TURNCO ENTERPRISES LLC | 45.00 | 0.052753640 | 2.38 |
| LEASE & FACILITY MAINTENANCE | INGRAM PROFESSIONAL SERV | 474.76 | 0.052753640 | 25.05 |
| LEASE & FACILITY MAINTENANCE | INGRAM PROFESSIONAL SERV | 90.72 | 0.052753640 | 4.79 |
| LEASE & FACILITY MAINTENANCE | TRINITY OILFIELD SERVICES L | 35.05 | 0.052753640 | 1.85 |
| LEASE & FACILITY MAINTENANCE | H-M TRUCKING LLC | 320.99 | 0.052753640 | 16.93 |
| LEASE & FACILITY MAINTENANCE | H-M TRUCKING LLC | 26.21 | 0.052753640 | 1.38 |
| LEASE & FACILITY MAINTENANCE | EP&S LLC | 335.07 | 0.052753640 | 17.68 |
| MISCELLANEOUS EQUIPMENT RENTAL | MEWBOURNE OIL COMPANY | 243.04 | 0.052753640 | 12.82 |
| OVERHEAD-FIXED RATE | MEWBOURNE OIL COMPANY | 889.09 | 0.052753640 | 46.90 |
| PRIME MOVER / PUMP MAINTENANCE | HR COMPRESSION & SERVICE | 389.41 | 0.052753640 | 20.54 |
| PRIME MOVER / PUMP MAINTENANCE | WILDCAT PUMP & ENGINE RE | 12.56 | 0.052753640 | 0.66 |
| PRIME MOVER / PUMP MAINTENANCE | WILDCAT PUMP & ENGINE RE | 155.84 | 0.052753640 | 8.22 |
| PUMPING | MEWBOURNE OIL COMPANY | 875.00 | 0.052753640 | 46.16 |
| PUMPING | MEWBOURNE OIL COMPANY | 437.50 | 0.052753640 | 23.08 |
| RENTAL SERVICES | SERVICE COMPRESSION LLC | 4,924.10 | 0.052753640 | 259.76 |
| SALT WATER DISPOSAL | OWL SWD OPERATING LLC | 755.93 | 0.052753640 | 39.88 |
| SALT WATER DISPOSAL | LIMESTONE BASIN PROPERTIE | 47.96 | 0.052753640 | 2.53 |
| Total Lease Operating Expense Cost | | 32,293.19 | | 1,703.57 |

62775000-30 SUBTOTAL 32,293.19 1,703.57

PROPERTY 62775000 TOTAL 32,293.19 1,703.57

PROPERTY: 62776000 62776000-30 IBEX 10 B3OB FED COM 1H

Lease Operating Expense

| | | | | |
|---|---------------------------|----------|-------------|--------|
| ADVALOREM TAXES | TAXATION & REVENUE DEPAI | 5,073.44 | 0.032250710 | 163.62 |
| AUTOMATION MAINTENANCE | AMERICAN MILLENNIUM COR | 25.70 | 0.032250710 | 0.83 |
| AUTOMATION MAINTENANCE | TANKLOGIX LLC | 69.97 | 0.032250710 | 2.26 |
| CHEMICALS-WATER TREATING | JACAM CATALYST LLC | 3,283.37 | 0.032250710 | 105.89 |
| CHEMICALS-WATER TREATING | JACAM CATALYST LLC | 448.38 | 0.032250710 | 14.46 |
| CHEMICALS-WATER TREATING | ENVIROKLEAN PRODUCT DEV | 178.16 | 0.032250710 | 5.75 |
| EMISSIONS CONTROL EQUIPMENT MAINTENANCE | MAN WELDING SERVICE | 318.08 | 0.032250710 | 10.26 |
| EMISSIONS CONTROL EQUIPMENT MAINTENANCE | MAN WELDING SERVICE | 1,025.46 | 0.032250710 | 33.07 |
| EMISSIONS CONTROL EQUIPMENT MAINTENANCE | GARNER PUMP & SUPPLY INC | 79.03 | 0.032250710 | 2.55 |
| EMISSIONS CONTROL EQUIPMENT MAINTENANCE | GARNER PUMP & SUPPLY INC | 21.86 | 0.032250710 | 0.71 |
| EMISSIONS CONTROL EQUIPMENT MAINTENANCE | GARNER PUMP & SUPPLY INC | 5.11 | 0.032250710 | 0.17 |
| EMISSIONS CONTROL EQUIPMENT MAINTENANCE | STANDARD OIL FIELD SUPPLY | 73.57 | 0.032250710 | 2.37 |
| EMISSIONS CONTROL EQUIPMENT MAINTENANCE | STANDARD OIL FIELD SUPPLY | 81.62 | 0.032250710 | 2.63 |
| EMISSIONS CONTROL EQUIPMENT MAINTENANCE | STANDARD OIL FIELD SUPPLY | 73.18 | 0.032250710 | 2.36 |

12-01-2021

4512490000001652:00,6,13

MEWBOURNE OIL COMPANY

Page 10

SIANA OIL & GAS CO, LLC
TOM M RAGSDALE
P O BOX 2246
CONROE, TX 77305

INVOICE NO.: 202111-04811
INVOICE DATE: 11-30-2021
OWNER: 035904-1
BILLING FOR: November 2021

| REFERENCE/DESCRIPTION OF CHARGES | | GROSS CHARGES | WORKING INTEREST | NET CHARGE |
|---|----------------------------|------------------|---------------------|---------------|
| EMISSIONS CONTROL EQUIPMENT MAINTENANCE | G&A FABRICATION LLC | 905.64 | 0.032250710 | 29.21 |
| EMISSIONS CONTROL EQUIPMENT MAINTENANCE | G&A FABRICATION LLC | 416.47 | 0.032250710 | 13.43 |
| EMISSIONS CONTROL EQUIPMENT MAINTENANCE | G&A FABRICATION LLC | 406.13 | 0.032250710 | 13.10 |
| EMISSIONS CONTROL EQUIPMENT MAINTENANCE | VAPROX LLC | 96.55 | 0.032250710 | 3.11 |
| FUEL/ POWER / ELECTRICAL | XCEL ENERGY | 897.37 | 0.032250710 | 28.94 |
| GATHERING/TREATING/DEHYDRATION | T&J VALVE | 202.93 | 0.032250710 | 6.54 |
| LEASE & FACILITY MAINTENANCE | GARNER PUMP & SUPPLY INC | 53.53 | 0.032250710 | 1.73 |
| LEASE & FACILITY MAINTENANCE | STONE OILFIELD SERVICE INC | 147.06 | 0.032250710 | 4.74 |
| LEASE & FACILITY MAINTENANCE | MPS ENTERPRISES INC | 89.56 | 0.032250710 | 2.89 |
| LEASE & FACILITY MAINTENANCE | TURNCO ENTERPRISES LLC | 41.25 | 0.032250710 | 1.33 |
| LEASE & FACILITY MAINTENANCE | TURNCO ENTERPRISES LLC | 26.25 | 0.032250710 | 0.85 |
| LEASE & FACILITY MAINTENANCE | TURNCO ENTERPRISES LLC | 8.40 | 0.032250710 | 0.27 |
| LEASE & FACILITY MAINTENANCE | TURNCO ENTERPRISES LLC | 45.00 | 0.032250710 | 1.45 |
| LEASE & FACILITY MAINTENANCE | INGRAM PROFESSIONAL SERV | 433.20 | 0.032250710 | 13.97 |
| LEASE & FACILITY MAINTENANCE | INGRAM PROFESSIONAL SERV | 362.87 | 0.032250710 | 11.70 |
| LEASE & FACILITY MAINTENANCE | TRINITY OILFIELD SERVICES | 35.03 | 0.032250710 | 1.13 |
| LEASE & FACILITY MAINTENANCE | H-M TRUCKING LLC | 26.20 | 0.032250710 | 0.84 |
| LEASE & FACILITY MAINTENANCE | TNT SPECIALTIES DBA TNT OI | 1,091.73 | 0.032250710 | 35.21 |
| LEASE & FACILITY MAINTENANCE | TNT SPECIALTIES DBA TNT OI | 656.32 | 0.032250710 | 21.17 |
| MISCELLANEOUS EQUIPMENT RENTAL | MEWBOURNE OIL COMPANY | 243.04 | 0.032250710 | 7.84 |
| OVERHEAD-FIXED RATE | MEWBOURNE OIL COMPANY | 889.09 | 0.032250710 | 28.67 |
| PRIME MOVER / PUMP MAINTENANCE | WILDCAT PUMP & ENGINE RE | 50.17 | 0.032250710 | 1.62 |
| PRIME MOVER / PUMP MAINTENANCE | WILDCAT PUMP & ENGINE RE | 284.34 | 0.032250710 | 9.17 |
| PUMPING | MEWBOURNE OIL COMPANY | 875.00 | 0.032250710 | 28.22 |
| PUMPING | MEWBOURNE OIL COMPANY | 437.50 | 0.032250710 | 14.11 |
| RENTAL SERVICES | NATURAL GAS SERVICES GRO | 4,199.74 | 0.032250710 | 135.44 |
| SALT WATER DISPOSAL | OWL SWD OPERATING LLC | 859.01 | 0.032250710 | 27.70 |
| SALT WATER DISPOSAL | LIMESTONE BASIN PROPERTIE | 54.50 | 0.032250710 | 1.76 |
| Total Lease Operating Expense Cost | | 24,590.81 | | 793.07 |

62776000-30 SUBTOTAL

24,590.81

793.07

PROPERTY 62776000 TOTAL

24,590.81

793.07

PROPERTY: 62906000 62906000-30 GAZELLE 22 B2MD FED COM 2H

Lease Operating Expense

| | | | | |
|----------------------------|---------------------------|----------|-------------|--------|
| ADVALOREM TAXES | TAXATION & REVENUE DEPAI | 4,144.44 | 0.196991940 | 816.43 |
| AUTOMATION MAINTENANCE | AMERICAN MILLENNIUM COR | 17.72 | 0.196991940 | 3.49 |
| CHEMICALS-PARAFFIN CONTROL | CRAIN HOT OIL SERVICE LLC | 358.70 | 0.196991940 | 70.66 |
| CHEMICALS-WATER TREATING | JACAM CATALYST LLC | 2,872.94 | 0.196991940 | 565.94 |
| CHEMICALS-WATER TREATING | JACAM CATALYST LLC | 448.38 | 0.196991940 | 88.33 |
| CHEMICALS-WATER TREATING | JACAM CATALYST LLC | 493.21 | 0.196991940 | 97.16 |
| CHEMICALS-WATER TREATING | ENVIROKLEAN PRODUCT DEV | 113.51 | 0.196991940 | 22.36 |
| CHEMICALS-WATER TREATING | ENVIROKLEAN PRODUCT DEV | 160.80 | 0.196991940 | 31.67 |

12-01-2021


4312490000001652:00,6,13

MEWBOURNE OIL COMPANY

Page 11

SIANA OIL & GAS CO, LLC
TOM M RAGSDALE
P O BOX 2246
CONROE, TX 77305

INVOICE NO.: 202111-04811
INVOICE DATE: 11-30-2021
OWNER: 035904-1
BILLING FOR: November 2021



| REFERENCE/DESCRIPTION OF CHARGES | | GROSS CHARGES | WORKING INTEREST | NET CHARGE |
|---|-----------------------------|---------------|------------------|------------|
| COMPANY SUPERVISION | MEWBOURNE OIL COMPANY | 375.00 | 0.196991940 | 73.87 |
| EMISSIONS CONTROL EQUIPMENT MAINTENANCE | MAN WELDING SERVICE | 321.77 | 0.196991940 | 63.38 |
| EMISSIONS CONTROL EQUIPMENT MAINTENANCE | MAN WELDING SERVICE | 161.28 | 0.196991940 | 31.77 |
| EMISSIONS CONTROL EQUIPMENT MAINTENANCE | G&A FABRICATION LLC | 104.46 | 0.196991940 | 20.58 |
| EMISSIONS CONTROL EQUIPMENT MAINTENANCE | G&A FABRICATION LLC | 286.00 | 0.196991940 | 56.34 |
| EMISSIONS CONTROL EQUIPMENT MAINTENANCE | VAPROX LLC | 136.37 | 0.196991940 | 26.87 |
| FUEL/ POWER / ELECTRICAL | XCEL ENERGY | 606.51 | 0.196991940 | 119.48 |
| LEASE & FACILITY | MEWBOURNE OIL COMPANY | 425.00 | 0.196991940 | 83.72 |
| LEASE & FACILITY MAINTENANCE | HOBBS ANCHOR INC | 411.45 | 0.196991940 | 81.05 |
| LEASE & FACILITY MAINTENANCE | GARNER PUMP & SUPPLY INC | 66.91 | 0.196991940 | 13.17 |
| LEASE & FACILITY MAINTENANCE | GARNER PUMP & SUPPLY INC | 235.03 | 0.196991940 | 46.29 |
| LEASE & FACILITY MAINTENANCE | GARNER PUMP & SUPPLY INC | 159.96 | 0.196991940 | 31.50 |
| LEASE & FACILITY MAINTENANCE | THE GASCO MANUFACTURING | 31.20 | 0.196991940 | 6.14 |
| LEASE & FACILITY MAINTENANCE | STONE OILFIELD SERVICE INC | 87.24 | 0.196991940 | 17.19 |
| LEASE & FACILITY MAINTENANCE | MPS ENTERPRISES INC | 53.13 | 0.196991940 | 10.47 |
| LEASE & FACILITY MAINTENANCE | TURNCO ENTERPRISES LLC | 41.25 | 0.196991940 | 8.13 |
| LEASE & FACILITY MAINTENANCE | TURNCO ENTERPRISES LLC | 26.25 | 0.196991940 | 5.17 |
| LEASE & FACILITY MAINTENANCE | TURNCO ENTERPRISES LLC | 183.75 | 0.196991940 | 36.20 |
| LEASE & FACILITY MAINTENANCE | TURNCO ENTERPRISES LLC | 7.35 | 0.196991940 | 1.45 |
| LEASE & FACILITY MAINTENANCE | TURNCO ENTERPRISES LLC | 45.00 | 0.196991940 | 8.87 |
| LEASE & FACILITY MAINTENANCE | TURNCO ENTERPRISES LLC | 236.25 | 0.196991940 | 46.55 |
| LEASE & FACILITY MAINTENANCE | TURNCO ENTERPRISES LLC | 236.25 | 0.196991940 | 46.55 |
| LEASE & FACILITY MAINTENANCE | INGRAM PROFESSIONAL SERV | 317.51 | 0.196991940 | 62.55 |
| LEASE & FACILITY MAINTENANCE | TRINITY OILFIELD SERVICES L | 35.03 | 0.196991940 | 6.90 |
| LEASE & FACILITY MAINTENANCE | H-M TRUCKING LLC | 26.20 | 0.196991940 | 5.16 |
| LEASE & FACILITY MAINTENANCE | TNT SPECIALTIES DBA TNT OI | 544.74 | 0.196991940 | 107.31 |
| LEASE & FACILITY MAINTENANCE | TNT SPECIALTIES DBA TNT OI | 1,877.01 | 0.196991940 | 369.76 |
| LEASE & FACILITY MAINTENANCE | ONE HORSE SERVICES LLC | 303.31 | 0.196991940 | 59.75 |
| LEASE & FACILITY MAINTENANCE | ONE HORSE SERVICES LLC | 524.82 | 0.196991940 | 103.39 |
| LEASE & FACILITY MAINTENANCE | ONE HORSE SERVICES LLC | 1,192.03 | 0.196991940 | 234.83 |
| MISCELLANEOUS EQUIPMENT RENTAL | MEWBOURNE OIL COMPANY | 243.04 | 0.196991940 | 47.88 |
| OVERHEAD-FIXED RATE | MEWBOURNE OIL COMPANY | 889.09 | 0.196991940 | 175.14 |
| PRIME MOVER / PUMP MAINTENANCE | WILDCAT PUMP & ENGINE RE | 43.89 | 0.196991940 | 8.64 |
| PUMPING | MEWBOURNE OIL COMPANY | 875.00 | 0.196991940 | 172.36 |
| PUMPING | MEWBOURNE OIL COMPANY | 437.50 | 0.196991940 | 86.19 |
| RENTAL SERVICES | USA COMPRESSION PARTNER | 5,011.26 | 0.196991940 | 987.17 |
| SALT WATER DISPOSAL | OWL SWD OPERATING LLC | 1,269.84 | 0.196991940 | 250.14 |
| SALT WATER DISPOSAL | GRAMA RIDGE DISPOSAL LLC | 493.21 | 0.196991940 | 97.16 |
| SALT WATER DISPOSAL | LIMESTONE BASIN PROPERTIE | 80.56 | 0.196991940 | 15.87 |
| WELL SERVICE & REPAIR | H-M TRUCKING LLC | 641.98 | 0.196991940 | 126.46 |
| WORKOVER-FORMATION STIMULATION | JACAM CATALYST LLC | 3,342.24 | 0.196991940 | 658.40 |
| Total Lease Operating Expense Cost | | 30,995.37 | | 6,105.84 |

[2-01-2021]

-1512490000001652:00,7,13

MEWBOURNE OIL COMPANY

Page 12

SIANA OIL & GAS CO, LLC
TOM M RAGSDALE
P O BOX 2246
CONROE, TX 77305

INVOICE NO.: 202111-04811
INVOICE DATE: 11-30-2021
OWNER: 035904-1
BILLING FOR: November 2021

| REFERENCE/DESCRIPTION OF CHARGES | GROSS CHARGES | WORKING INTEREST | NET CHARGE |
|--|------------------|------------------|------------|
| 62906000-30 SUBTOTAL | 30,995.37 | 6,105.84 | |
| PROPERTY 62906000 TOTAL | 30,995.37 | 6,105.84 | |
| PROPERTY: 62915000 62915000-20 CREEDENCE 21/16 W0ED ST COM 2H | | | |
| <u>Equipment Beyond Wellhead</u> | | | |
| SERVICE PUMPS MEWBOURNE OIL COMPANY | 24,198.84 | 0.006363620 | 153.99 |
| Total Equipment Beyond Wellhead Cost | 24,198.84 | | 153.99 |
| 62915000-20 SUBTOTAL | 24,198.84 | 153.99 | |
| PROPERTY: 62915000 62915000-30 CREEDENCE 21/16 W0ED ST COM 2H | | | |
| <u>Lease Operating Expense</u> | | | |
| ADVALOREM TAXES TAXATION & REVENUE DEPAI | 28,230.14 | 0.006363620 | 179.65 |
| EMISSIONS CONTROL EQUIPMENT MAINTENANCE PACE OILFIELD SERVICES INC | 27.81 | 0.006363620 | 0.18 |
| EMISSIONS CONTROL EQUIPMENT MAINTENANCE PACE OILFIELD SERVICES INC | 27.81 | 0.006363620 | 0.18 |
| EMISSIONS CONTROL EQUIPMENT MAINTENANCE STANDARD OIL FIELD SUPPLY | 203.20 | 0.006363620 | 1.29 |
| EMISSIONS CONTROL EQUIPMENT MAINTENANCE G&A FABRICATION LLC | 480.29 | 0.006363620 | 3.06 |
| EMISSIONS CONTROL EQUIPMENT MAINTENANCE VAPROX LLC | 154.45 | 0.006363620 | 0.86 |
| EMISSIONS CONTROL EQUIPMENT MAINTENANCE VAPROX LLC | 164.26 | 0.006363620 | 1.05 |
| EMISSIONS CONTROL EQUIPMENT MAINTENANCE JET LABORATORIES INC | 43.26 | 0.006363620 | 0.28 |
| EMISSIONS CONTROL EQUIPMENT MAINTENANCE AUTOMATED WELLHEAD COM | 338.91 | 0.006363620 | 2.16 |
| EMISSIONS CONTROL EQUIPMENT MAINTENANCE AUTOMATED WELLHEAD COM | 91.79 | 0.006363620 | 0.58 |
| EMISSIONS CONTROL EQUIPMENT MAINTENANCE AUTOMATED WELLHEAD COM | 136.44 | 0.006363620 | 0.87 |
| EMISSIONS CONTROL EQUIPMENT MAINTENANCE AUTOMATED WELLHEAD COM | 372.28 | 0.006363620 | 2.37 |
| EMISSIONS CONTROL EQUIPMENT MAINTENANCE AUTOMATED WELLHEAD COM | 92.71 | 0.006363620 | 0.59 |
| EMISSIONS CONTROL EQUIPMENT MAINTENANCE AUTOMATED WELLHEAD COM | 268.06 | 0.006363620 | 1.71 |
| EMISSIONS CONTROL EQUIPMENT MAINTENANCE SCIENTIFIC AVIATION, INC | 92.04 | 0.006363620 | 0.59 |
| EMISSIONS CONTROL EQUIPMENT MAINTENANCE SCIENTIFIC AVIATION, INC | 16.10 | 0.006363620 | 0.10 |
| EMISSIONS CONTROL EQUIPMENT MAINTENANCE SCIENTIFIC AVIATION, INC | 123.06 | 0.006363620 | 0.78 |
| FUEL/ POWER / ELECTRICAL XCEL ENERGY | 3,246.44 | 0.006363620 | 20.66 |
| GATHERING/TREATING/DEHYDRATION GAS WELL SERVICES INC | 223.30 | 0.006363620 | 1.42 |
| GATHERING/TREATING/DEHYDRATION MEWBOURNE OIL COMPANY-I | 38.01 | 0.006363620 | 0.24 |
| LEASE & FACILITY MEWBOURNE OIL COMPANY | 425.00 | 0.006363620 | 2.70 |
| LEASE & FACILITY MEWBOURNE OIL COMPANY | 425.00 | 0.006363620 | 2.70 |
| LEASE & FACILITY MEWBOURNE OIL COMPANY | 280.50 | 0.006363620 | 1.78 |
| LEASE & FACILITY MEWBOURNE OIL COMPANY | 918.00 | 0.006363620 | 5.84 |
| LEASE & FACILITY MAINTENANCE STANDARD OIL FIELD SUPPLY | 112.43 | 0.006363620 | 0.72 |
| LEASE & FACILITY MAINTENANCE H-M TRUCKING LLC | 275.13 | 0.006363620 | 1.75 |
| LEASE & FACILITY MAINTENANCE H-M TRUCKING LLC | 275.13 | 0.006363620 | 1.75 |
| LEASE & FACILITY MAINTENANCE H-M TRUCKING LLC | 275.13 | 0.006363620 | 1.75 |
| LEASE & FACILITY MAINTENANCE AM OILFIELD SERVICE, LLC | 425.65 | 0.006363620 | 2.71 |
| LEASE & FACILITY MAINTENANCE AM OILFIELD SERVICE, LLC | 442.21 | 0.006363620 | 2.81 |
| LEASE & FACILITY MAINTENANCE AM OILFIELD SERVICE, LLC | 442.21 | 0.006363620 | 2.81 |

12-01-2021

4512490000001652:00,7,13

MEWBOURNE OIL COMPANY

Page 13

SIANA OIL & GAS CO, LLC
TOM M RAGSDALE
P O BOX 2246
CONROE, TX 77305

INVOICE NO.: 202111-04811
INVOICE DATE: 11-30-2021
OWNER: 035904-1
BILLING FOR: November 2021



| REFERENCE/DESCRIPTION OF CHARGES | | GROSS CHARGES | WORKING INTEREST | NET CHARGE |
|---|----------------------------|---------------|------------------|------------|
| LEASE & FACILITY MAINTENANCE | AM OILFIELD SERVICE, LLC | 442.21 | 0.006363620 | 2.81 |
| LEASE & FACILITY MAINTENANCE | AM OILFIELD SERVICE, LLC | 442.21 | 0.006363620 | 2.81 |
| LEASE & FACILITY MAINTENANCE | AM OILFIELD SERVICE, LLC | 339.13 | 0.006363620 | 2.16 |
| LEASE & FACILITY MAINTENANCE | ONE HORSE SERVICES LLC | 50.41 | 0.006363620 | 0.32 |
| LEASE & FACILITY MAINTENANCE | ONE HORSE SERVICES LLC | 84.83 | 0.006363620 | 0.54 |
| LEASE & FACILITY MAINTENANCE | ONE HORSE SERVICES LLC | 80.83 | 0.006363620 | 0.51 |
| LEASE & FACILITY MAINTENANCE | ONE HORSE SERVICES LLC | 114.35 | 0.006363620 | 0.73 |
| LEASE & FACILITY MAINTENANCE | ONE HORSE SERVICES LLC | 95.00 | 0.006363620 | 0.60 |
| LEASE & FACILITY MAINTENANCE | ONE HORSE SERVICES LLC | 234.71 | 0.006363620 | 1.49 |
| LEASE & FACILITY MAINTENANCE | ONE HORSE SERVICES LLC | 198.93 | 0.006363620 | 1.27 |
| LEASE & FACILITY MAINTENANCE | ONE HORSE SERVICES LLC | 15.21 | 0.006363620 | 0.10 |
| LEASE & FACILITY MAINTENANCE | ONE HORSE SERVICES LLC | 45.63 | 0.006363620 | 0.29 |
| OVERHEAD-FIXED RATE | MEWBOURNE OIL COMPANY | 889.09 | 0.006363620 | 5.66 |
| PRIME MOVER / PUMP MAINTENANCE | HR COMPRESSION & SERVICE | 123.03 | 0.006363620 | 0.78 |
| PUMPING | MEWBOURNE OIL COMPANY | 875.00 | 0.006363620 | 5.57 |
| PUMPING | MEWBOURNE OIL COMPANY | 875.00 | 0.006363620 | 5.57 |
| RENTAL SERVICES | KODIAK GAS SERVICES LLC | 3,715.83 | 0.006363620 | 23.65 |
| SALT WATER DISPOSAL | MEWBOURNE OIL COMPANY | 26,130.89 | 0.006363620 | 166.29 |
| Total Lease Operating Expense Cost | | 73,399.04 | | 467.09 |
| 62915000-30 SUBTOTAL | | 73,399.04 | | 467.09 |
| PROPERTY 62915000 TOTAL | | 97,597.88 | | 621.08 |
| PROPERTY: 62916000 62916000-20 CREEDENCE 21/16 WIED ST COM 1H | | | | |
| Equipment Beyond Wellhead | | | | |
| SERVICE PUMPS | MEWBOURNE OIL COMPANY | 24,198.84 | 0.006363620 | 153.99 |
| Total Equipment Beyond Wellhead Cost | | 24,198.84 | | 153.99 |
| 62916000-20 SUBTOTAL | | 24,198.84 | | 153.99 |
| PROPERTY: 62916000 62916000-30 CREEDENCE 21/16 WIED ST COM 1H | | | | |
| Lease Operating Expense | | | | |
| ADVALOREM TAXES | TAXATION & REVENUE DEPAI | 30,505.40 | 0.006363620 | 194.12 |
| EMISSIONS CONTROL EQUIPMENT MAINTENANCE | PACE OILFIELD SERVICES INC | 27.82 | 0.006363620 | 0.18 |
| EMISSIONS CONTROL EQUIPMENT MAINTENANCE | PACE OILFIELD SERVICES INC | 27.82 | 0.006363620 | 0.18 |
| EMISSIONS CONTROL EQUIPMENT MAINTENANCE | STANDARD OIL FIELD SUPPLY | 203.24 | 0.006363620 | 1.29 |
| EMISSIONS CONTROL EQUIPMENT MAINTENANCE | G&A FABRICATION LLC | 480.28 | 0.006363620 | 3.06 |
| EMISSIONS CONTROL EQUIPMENT MAINTENANCE | VAPROX LLC | 134.44 | 0.006363620 | 0.86 |
| EMISSIONS CONTROL EQUIPMENT MAINTENANCE | VAPROX LLC | 164.24 | 0.006363620 | 1.05 |
| EMISSIONS CONTROL EQUIPMENT MAINTENANCE | JET LABORATORIES INC | 43.26 | 0.006363620 | 0.28 |
| EMISSIONS CONTROL EQUIPMENT MAINTENANCE | AUTOMATED WELLHEAD COM | 338.88 | 0.006363620 | 2.16 |
| EMISSIONS CONTROL EQUIPMENT MAINTENANCE | AUTOMATED WELLHEAD COM | 91.78 | 0.006363620 | 0.58 |
| EMISSIONS CONTROL EQUIPMENT MAINTENANCE | AUTOMATED WELLHEAD COM | 136.42 | 0.006363620 | 0.87 |
| EMISSIONS CONTROL EQUIPMENT MAINTENANCE | AUTOMATED WELLHEAD COM | 372.27 | 0.006363620 | 2.37 |

12-01-2021

4512490000001652:00.8.13

MEWBOURNE OIL COMPANY

Page 14

SIANA OIL & GAS CO, LLC
TOM M RAGSDALE
P O BOX 2246
CONROE, TX 77305

INVOICE NO.: 202111-04811
INVOICE DATE: 11-30-2021
OWNER: 035904-1
BILLING FOR: November 2021

| REFERENCE/DESCRIPTION OF CHARGES | | GROSS CHARGES | WORKING INTEREST | NET CHARGE |
|---|---------------------------|------------------|---------------------|---------------|
| EMISSIONS CONTROL EQUIPMENT MAINTENANCE | AUTOMATED WELLHEAD CON | 92.71 | 0.006363620 | 0.59 |
| EMISSIONS CONTROL EQUIPMENT MAINTENANCE | AUTOMATED WELLHEAD CON | 268.04 | 0.006363620 | 1.71 |
| EMISSIONS CONTROL EQUIPMENT MAINTENANCE | SCIENTIFIC AVIATION, INC | 92.04 | 0.006363620 | 0.59 |
| EMISSIONS CONTROL EQUIPMENT MAINTENANCE | SCIENTIFIC AVIATION, INC | 16.10 | 0.006363620 | 0.10 |
| EMISSIONS CONTROL EQUIPMENT MAINTENANCE | SCIENTIFIC AVIATION, INC | 123.06 | 0.006363620 | 0.78 |
| FUEL/ POWER / ELECTRICAL | XCEL ENERGY | 4,569.10 | 0.006363620 | 29.08 |
| GATHERING/TREATING/DEHYDRATION | GAS WELL SERVICES INC | 223.31 | 0.006363620 | 1.42 |
| GATHERING/TREATING/DEHYDRATION | MEWBOURNE OIL COMPANY-I | 38.01 | 0.006363620 | 0.24 |
| LEASE & FACILITY | MEWBOURNE OIL COMPANY | 425.00 | 0.006363620 | 2.70 |
| LEASE & FACILITY | MEWBOURNE OIL COMPANY | 425.00 | 0.006363620 | 2.70 |
| LEASE & FACILITY | MEWBOURNE OIL COMPANY | 289.00 | 0.006363620 | 1.84 |
| LEASE & FACILITY | MEWBOURNE OIL COMPANY | 212.50 | 0.006363620 | 1.35 |
| LEASE & FACILITY | MEWBOURNE OIL COMPANY | 425.00 | 0.006363620 | 2.70 |
| LEASE & FACILITY MAINTENANCE | STANDARD OIL FIELD SUPPLY | 21.10 | 0.006363620 | 0.13 |
| LEASE & FACILITY MAINTENANCE | STANDARD OIL FIELD SUPPLY | 112.44 | 0.006363620 | 0.72 |
| LEASE & FACILITY MAINTENANCE | H-M TRUCKING LLC | 275.14 | 0.006363620 | 1.75 |
| LEASE & FACILITY MAINTENANCE | H-M TRUCKING LLC | 275.14 | 0.006363620 | 1.75 |
| LEASE & FACILITY MAINTENANCE | H-M TRUCKING LLC | 275.14 | 0.006363620 | 1.75 |
| LEASE & FACILITY MAINTENANCE | AM OILFIELD SERVICE, LLC | 425.65 | 0.006363620 | 2.71 |
| LEASE & FACILITY MAINTENANCE | AM OILFIELD SERVICE, LLC | 442.21 | 0.006363620 | 2.81 |
| LEASE & FACILITY MAINTENANCE | AM OILFIELD SERVICE, LLC | 442.21 | 0.006363620 | 2.81 |
| LEASE & FACILITY MAINTENANCE | AM OILFIELD SERVICE, LLC | 442.21 | 0.006363620 | 2.81 |
| LEASE & FACILITY MAINTENANCE | AM OILFIELD SERVICE, LLC | 442.21 | 0.006363620 | 2.81 |
| LEASE & FACILITY MAINTENANCE | AM OILFIELD SERVICE, LLC | 339.13 | 0.006363620 | 2.16 |
| LEASE & FACILITY MAINTENANCE | AM OILFIELD SERVICE, LLC | 245.67 | 0.006363620 | 1.56 |
| LEASE & FACILITY MAINTENANCE | ONE HORSE SERVICES LLC | 50.43 | 0.006363620 | 0.32 |
| LEASE & FACILITY MAINTENANCE | ONE HORSE SERVICES LLC | 84.86 | 0.006363620 | 0.54 |
| LEASE & FACILITY MAINTENANCE | ONE HORSE SERVICES LLC | 80.85 | 0.006363620 | 0.51 |
| LEASE & FACILITY MAINTENANCE | ONE HORSE SERVICES LLC | 114.36 | 0.006363620 | 0.73 |
| LEASE & FACILITY MAINTENANCE | ONE HORSE SERVICES LLC | 95.02 | 0.006363620 | 0.60 |
| LEASE & FACILITY MAINTENANCE | ONE HORSE SERVICES LLC | 234.72 | 0.006363620 | 1.49 |
| LEASE & FACILITY MAINTENANCE | ONE HORSE SERVICES LLC | 198.93 | 0.006363620 | 1.27 |
| LEASE & FACILITY MAINTENANCE | ONE HORSE SERVICES LLC | 15.22 | 0.006363620 | 0.10 |
| LEASE & FACILITY MAINTENANCE | ONE HORSE SERVICES LLC | 45.64 | 0.006363620 | 0.29 |
| OVERHEAD-FIXED RATE | MEWBOURNE OIL COMPANY | 889.09 | 0.006363620 | 5.66 |
| PRIME MOVER / PUMP MAINTENANCE | HR COMPRESSION & SERVICE | 123.04 | 0.006363620 | 0.78 |
| PUMPING | MEWBOURNE OIL COMPANY | 875.00 | 0.006363620 | 5.57 |
| PUMPING | MEWBOURNE OIL COMPANY | 875.00 | 0.006363620 | 5.57 |
| RENTAL SERVICES | KODIAK GAS SERVICES LLC | 3,715.83 | 0.006363620 | 23.65 |
| SALT WATER DISPOSAL | MEWBOURNE OIL COMPANY | 47,988.90 | 0.006363620 | 305.38 |
| Total Lease Operating Expense Cost | | 98,849.86 | | 629.03 |

12-01-2021

451249000000165200,8.13

MEWBOURNE OIL COMPANY

Page 19

SIANA OIL & GAS CO, LLC
TOM M RAGSDALE
P O BOX 2246
CONROE, TX 77305

INVOICE NO.: 202111-04811
INVOICE DATE: 11-30-2021
OWNER: 035904-1
BILLING FOR: November 2021



| REFERENCE/DESCRIPTION OF CHARGES | | GROSS CHARGES | WORKING INTEREST | NET CHARGE |
|---|----------------------------|------------------|---------------------|---------------|
| ADVALOREM TAXES | TAXATION & REVENUE DEPAI | 3,664.92 | 0.006363620 | 23.32 |
| COMPANY SUPERVISION | MEWBOURNE OIL COMPANY | 750.00 | 0.006363620 | 4.77 |
| CONTRACT SUPERVISION | PACE OILFIELD SERVICES INC | 427.23 | 0.006363620 | 2.72 |
| CONTRACT SUPERVISION | PACE OILFIELD SERVICES INC | 427.23 | 0.006363620 | 2.72 |
| CONTRACT SUPERVISION | PACE OILFIELD SERVICES INC | 61.04 | 0.006363620 | 0.39 |
| EMISSIONS CONTROL EQUIPMENT MAINTENANCE | PACE OILFIELD SERVICES INC | 27.81 | 0.006363620 | 0.18 |
| EMISSIONS CONTROL EQUIPMENT MAINTENANCE | PACE OILFIELD SERVICES INC | 27.81 | 0.006363620 | 0.18 |
| EMISSIONS CONTROL EQUIPMENT MAINTENANCE | STANDARD OIL FIELD SUPPLY | 203.19 | 0.006363620 | 1.29 |
| EMISSIONS CONTROL EQUIPMENT MAINTENANCE | G&A FABRICATION LLC | 480.30 | 0.006363620 | 3.06 |
| EMISSIONS CONTROL EQUIPMENT MAINTENANCE | VAPROX LLC | 134.45 | 0.006363620 | 0.86 |
| EMISSIONS CONTROL EQUIPMENT MAINTENANCE | VAPROX LLC | 164.26 | 0.006363620 | 1.05 |
| EMISSIONS CONTROL EQUIPMENT MAINTENANCE | JET LABORATORIES INC | 43.27 | 0.006363620 | 0.28 |
| EMISSIONS CONTROL EQUIPMENT MAINTENANCE | AUTOMATED WELLHEAD COM | 338.95 | 0.006363620 | 2.16 |
| EMISSIONS CONTROL EQUIPMENT MAINTENANCE | AUTOMATED WELLHEAD COM | 91.81 | 0.006363620 | 0.58 |
| EMISSIONS CONTROL EQUIPMENT MAINTENANCE | AUTOMATED WELLHEAD COM | 136.44 | 0.006363620 | 0.87 |
| EMISSIONS CONTROL EQUIPMENT MAINTENANCE | AUTOMATED WELLHEAD COM | 372.32 | 0.006363620 | 2.37 |
| EMISSIONS CONTROL EQUIPMENT MAINTENANCE | AUTOMATED WELLHEAD COM | 92.73 | 0.006363620 | 0.59 |
| EMISSIONS CONTROL EQUIPMENT MAINTENANCE | AUTOMATED WELLHEAD COM | 268.09 | 0.006363620 | 1.71 |
| EMISSIONS CONTROL EQUIPMENT MAINTENANCE | SCIENTIFIC AVIATION, INC | 92.04 | 0.006363620 | 0.59 |
| EMISSIONS CONTROL EQUIPMENT MAINTENANCE | SCIENTIFIC AVIATION, INC | 16.10 | 0.006363620 | 0.10 |
| EMISSIONS CONTROL EQUIPMENT MAINTENANCE | SCIENTIFIC AVIATION, INC | 123.06 | 0.006363620 | 0.78 |
| FUEL/ POWER / ELECTRICAL | XCEL ENERGY | 5,136.75 | 0.006363620 | 32.69 |
| GATHERING/TREATING/DEHYDRATION | GAS WELL SERVICES INC | 223.30 | 0.006363620 | 1.42 |
| GATHERING/TREATING/DEHYDRATION | MEWBOURNE OIL COMPANY-J | 38.01 | 0.006363620 | 0.24 |
| LEASE & FACILITY | MEWBOURNE OIL COMPANY | 425.00 | 0.006363620 | 2.70 |
| LEASE & FACILITY | MEWBOURNE OIL COMPANY | 850.00 | 0.006363620 | 5.41 |
| LEASE & FACILITY | MEWBOURNE OIL COMPANY | 280.50 | 0.006363620 | 1.78 |
| LEASE & FACILITY | MEWBOURNE OIL COMPANY | 280.50 | 0.006363620 | 1.78 |
| LEASE & FACILITY MAINTENANCE | STANDARD OIL FIELD SUPPLY | 112.37 | 0.006363620 | 0.72 |
| LEASE & FACILITY MAINTENANCE | H-M TRUCKING LLC | 275.13 | 0.006363620 | 1.75 |
| LEASE & FACILITY MAINTENANCE | H-M TRUCKING LLC | 275.13 | 0.006363620 | 1.75 |
| LEASE & FACILITY MAINTENANCE | H-M TRUCKING LLC | 275.13 | 0.006363620 | 1.75 |
| LEASE & FACILITY MAINTENANCE | AM OILFIELD SERVICE, LLC | 425.64 | 0.006363620 | 2.71 |
| LEASE & FACILITY MAINTENANCE | AM OILFIELD SERVICE, LLC | 442.19 | 0.006363620 | 2.81 |
| LEASE & FACILITY MAINTENANCE | AM OILFIELD SERVICE, LLC | 442.19 | 0.006363620 | 2.81 |
| LEASE & FACILITY MAINTENANCE | AM OILFIELD SERVICE, LLC | 442.19 | 0.006363620 | 2.81 |
| LEASE & FACILITY MAINTENANCE | AM OILFIELD SERVICE, LLC | 442.19 | 0.006363620 | 2.81 |
| LEASE & FACILITY MAINTENANCE | AM OILFIELD SERVICE, LLC | 442.19 | 0.006363620 | 2.81 |
| LEASE & FACILITY MAINTENANCE | AM OILFIELD SERVICE, LLC | 339.12 | 0.006363620 | 2.16 |
| LEASE & FACILITY MAINTENANCE | ONE HORSE SERVICES LLC | 50.44 | 0.006363620 | 0.32 |
| LEASE & FACILITY MAINTENANCE | ONE HORSE SERVICES LLC | 84.86 | 0.006363620 | 0.54 |
| LEASE & FACILITY MAINTENANCE | ONE HORSE SERVICES LLC | 80.85 | 0.006363620 | 0.51 |
| LEASE & FACILITY MAINTENANCE | ONE HORSE SERVICES LLC | 114.37 | 0.006363620 | 0.73 |

12-01-2021

4512490000001652:00,11,13

MEWBOURNE OIL COMPANY

Page 20

SIANA OIL & GAS CO, LLC
TOM M RAGSDALE
P O BOX 2246
CONROE, TX 77305

INVOICE NO.: 202111-04811
INVOICE DATE: 11-30-2021
OWNER: 035904-1
BILLING FOR: November 2021

| REFERENCE/DESCRIPTION OF CHARGES | | GROSS CHARGES | WORKING INTEREST | NET CHARGE |
|---|----------------------------|---------------|------------------|------------|
| LEASE & FACILITY MAINTENANCE | ONE HORSE SERVICES LLC | 95.02 | 0.006363620 | 0.60 |
| LEASE & FACILITY MAINTENANCE | ONE HORSE SERVICES LLC | 234.74 | 0.006363620 | 1.49 |
| LEASE & FACILITY MAINTENANCE | ONE HORSE SERVICES LLC | 198.93 | 0.006363620 | 1.27 |
| LEASE & FACILITY MAINTENANCE | ONE HORSE SERVICES LLC | 15.22 | 0.006363620 | 0.10 |
| LEASE & FACILITY MAINTENANCE | ONE HORSE SERVICES LLC | 45.64 | 0.006363620 | 0.29 |
| OVERHEAD-FIXED RATE | MEWBOURNE OIL COMPANY | 807.20 | 0.006363620 | 5.14 |
| PRIME MOVER / PUMP MAINTENANCE | HR COMPRESSION & SERVICE | 123.05 | 0.006363620 | 0.78 |
| PUMPING | MEWBOURNE OIL COMPANY | 875.00 | 0.006363620 | 5.57 |
| PUMPING | MEWBOURNE OIL COMPANY | 875.00 | 0.006363620 | 5.57 |
| RENTAL SERVICES | KODIAK GAS SERVICES LLC | 3,715.83 | 0.006363620 | 23.65 |
| SALT WATER DISPOSAL | MEWBOURNE OIL COMPANY | 49,166.58 | 0.006363620 | 312.88 |
| WELL EQUIPMENT-SURFACE | VANZANDT CONTROLS, LLC | 1,041.00 | 0.006363620 | 6.62 |
| Total Lease Operating Expense Cost | | 76,172.12 | | 484.73 |
| 72185000-30 SUBTOTAL | | 76,172.12 | | 484.73 |
| PROPERTY 72185000 TOTAL | | 100,370.94 | | 638.72 |
| 72185000PREPAYMENTS | | | | -638.72 |
| PROPERTY: 72186000 72186000-20 CREEDENCE 21/16 WIFC ST COM 3H | | | | |
| <u>Equipment Beyond Wellhead</u> | | | | |
| SERVICE PUMPS | MEWBOURNE OIL COMPANY | 24,198.83 | 0.006363620 | 153.99 |
| Total Equipment Beyond Wellhead Cost | | 24,198.83 | | 153.99 |
| 72186000-20 SUBTOTAL | | 24,198.83 | | 153.99 |
| PROPERTY: 72186000 72186000-30 CREEDENCE 21/16 WIFC ST COM 3H | | | | |
| <u>Lease Operating Expense</u> | | | | |
| ADVALOREM TAXES | TAXATION & REVENUE DEPAI | 2,629.25 | 0.006363620 | 16.73 |
| CONTRACT SUPERVISION | PACE OILFIELD SERVICES INC | 427.23 | 0.006363620 | 2.72 |
| CONTRACT SUPERVISION | PACE OILFIELD SERVICES INC | 427.23 | 0.006363620 | 2.72 |
| CONTRACT SUPERVISION | PACE OILFIELD SERVICES INC | 61.03 | 0.006363620 | 0.39 |
| EMISSIONS CONTROL EQUIPMENT MAINTENANCE | PACE OILFIELD SERVICES INC | 27.82 | 0.006363620 | 0.18 |
| EMISSIONS CONTROL EQUIPMENT MAINTENANCE | PACE OILFIELD SERVICES INC | 27.82 | 0.006363620 | 0.18 |
| EMISSIONS CONTROL EQUIPMENT MAINTENANCE | STANDARD OIL FIELD SUPPLY | 203.24 | 0.006363620 | 1.29 |
| EMISSIONS CONTROL EQUIPMENT MAINTENANCE | G&A FABRICATION LLC | 480.28 | 0.006363620 | 3.06 |
| EMISSIONS CONTROL EQUIPMENT MAINTENANCE | VAPROX LLC | 134.42 | 0.006363620 | 0.86 |
| EMISSIONS CONTROL EQUIPMENT MAINTENANCE | VAPROX LLC | 164.20 | 0.006363620 | 1.04 |
| EMISSIONS CONTROL EQUIPMENT MAINTENANCE | JET LABORATORIES INC | 43.25 | 0.006363620 | 0.28 |
| EMISSIONS CONTROL EQUIPMENT MAINTENANCE | AUTOMATED WELLHEAD CON | 338.86 | 0.006363620 | 2.16 |
| EMISSIONS CONTROL EQUIPMENT MAINTENANCE | AUTOMATED WELLHEAD CON | 91.78 | 0.006363620 | 0.58 |
| EMISSIONS CONTROL EQUIPMENT MAINTENANCE | AUTOMATED WELLHEAD CON | 136.42 | 0.006363620 | 0.87 |
| EMISSIONS CONTROL EQUIPMENT MAINTENANCE | AUTOMATED WELLHEAD CON | 372.24 | 0.006363620 | 2.37 |
| EMISSIONS CONTROL EQUIPMENT MAINTENANCE | AUTOMATED WELLHEAD CON | 92.70 | 0.006363620 | 0.59 |
| EMISSIONS CONTROL EQUIPMENT MAINTENANCE | AUTOMATED WELLHEAD CON | 268.04 | 0.006363620 | 1.71 |

12-01-2021

4512490000001652:00,11,13

MEWBOURNE OIL COMPANY

Page 21

SIANA OIL & GAS CO, LLC
TOM M RAGSDALE
P O BOX 2246
CONROE, TX 77305

INVOICE NO.: 202111-04811
INVOICE DATE: 11-30-2021
OWNER: 035904-1
BILLING FOR: November 2021

| REFERENCE/DESCRIPTION OF CHARGES | | GROSS CHARGES | WORKING INTEREST | NET CHARGE |
|---|---------------------------|---------------|------------------|------------|
| EMISSIONS CONTROL EQUIPMENT MAINTENANCE | SCIENTIFIC AVIATION, INC | 92.04 | 0.006363620 | 0.59 |
| EMISSIONS CONTROL EQUIPMENT MAINTENANCE | SCIENTIFIC AVIATION, INC | 16.10 | 0.006363620 | 0.10 |
| EMISSIONS CONTROL EQUIPMENT MAINTENANCE | SCIENTIFIC AVIATION, INC | 123.06 | 0.006363620 | 0.78 |
| FUEL/ POWER / ELECTRICAL | XCEL ENERGY | 3,202.69 | 0.006363620 | 20.38 |
| GATHERING/TREATING/DEHYDRATION | GAS WELL SERVICES INC | 223.31 | 0.006363620 | 1.42 |
| GATHERING/TREATING/DEHYDRATION | MEWBOURNE OIL COMPANY-I | 38.01 | 0.006363620 | 0.24 |
| LEASE & FACILITY | MEWBOURNE OIL COMPANY | 425.00 | 0.006363620 | 2.70 |
| LEASE & FACILITY | MEWBOURNE OIL COMPANY | 637.50 | 0.006363620 | 4.06 |
| LEASE & FACILITY MAINTENANCE | GARNER PUMP & SUPPLY INC | 1,777.32 | 0.006363620 | 11.31 |
| LEASE & FACILITY MAINTENANCE | STANDARD OIL FIELD SUPPLY | 112.46 | 0.006363620 | 0.72 |
| LEASE & FACILITY MAINTENANCE | H-M TRUCKING LLC | 275.14 | 0.006363620 | 1.75 |
| LEASE & FACILITY MAINTENANCE | H-M TRUCKING LLC | 275.14 | 0.006363620 | 1.75 |
| LEASE & FACILITY MAINTENANCE | H-M TRUCKING LLC | 275.14 | 0.006363620 | 1.75 |
| LEASE & FACILITY MAINTENANCE | AM OILFIELD SERVICE, LLC | 425.66 | 0.006363620 | 2.71 |
| LEASE & FACILITY MAINTENANCE | AM OILFIELD SERVICE, LLC | 442.21 | 0.006363620 | 2.81 |
| LEASE & FACILITY MAINTENANCE | AM OILFIELD SERVICE, LLC | 442.21 | 0.006363620 | 2.81 |
| LEASE & FACILITY MAINTENANCE | AM OILFIELD SERVICE, LLC | 442.21 | 0.006363620 | 2.81 |
| LEASE & FACILITY MAINTENANCE | AM OILFIELD SERVICE, LLC | 442.21 | 0.006363620 | 2.81 |
| LEASE & FACILITY MAINTENANCE | AM OILFIELD SERVICE, LLC | 339.14 | 0.006363620 | 2.16 |
| LEASE & FACILITY MAINTENANCE | ONE HORSE SERVICES LLC | 50.41 | 0.006363620 | 0.32 |
| LEASE & FACILITY MAINTENANCE | ONE HORSE SERVICES LLC | 84.83 | 0.006363620 | 0.54 |
| LEASE & FACILITY MAINTENANCE | ONE HORSE SERVICES LLC | 80.83 | 0.006363620 | 0.51 |
| LEASE & FACILITY MAINTENANCE | ONE HORSE SERVICES LLC | 114.35 | 0.006363620 | 0.73 |
| LEASE & FACILITY MAINTENANCE | ONE HORSE SERVICES LLC | 95.00 | 0.006363620 | 0.60 |
| LEASE & FACILITY MAINTENANCE | ONE HORSE SERVICES LLC | 234.71 | 0.006363620 | 1.49 |
| LEASE & FACILITY MAINTENANCE | ONE HORSE SERVICES LLC | 198.95 | 0.006363620 | 1.27 |
| LEASE & FACILITY MAINTENANCE | ONE HORSE SERVICES LLC | 15.21 | 0.006363620 | 0.10 |
| LEASE & FACILITY MAINTENANCE | ONE HORSE SERVICES LLC | 45.63 | 0.006363620 | 0.29 |
| OVERHEAD-FIXED RATE | MEWBOURNE OIL COMPANY | 807.20 | 0.006363620 | 5.14 |
| PRIME MOVER / PUMP MAINTENANCE | HR COMPRESSION & SERVICE | 123.03 | 0.006363620 | 0.78 |
| PUMPING | MEWBOURNE OIL COMPANY | 875.00 | 0.006363620 | 5.57 |
| PUMPING | MEWBOURNE OIL COMPANY | 875.00 | 0.006363620 | 5.57 |
| RENTAL SERVICES | KODIAK GAS SERVICES LLC | 3,715.82 | 0.006363620 | 23.65 |
| SALT WATER DISPOSAL | MEWBOURNE OIL COMPANY | 28,288.39 | 0.006363620 | 180.02 |
| Total Lease Operating Expense Cost | | 51,536.72 | | 327.97 |

| | | |
|---|---------------|------------------------|
| 72186000-30 SUBTOTAL | 51,536.72 | 327.97 |
| PROPERTY 72186000 TOTAL | 75,735.55 | 481.96 |
| 72186000PREPAYMENTS | | -481.96 |
| PROPERTY: 72310000 72310000-30 IBEX 15/10 BIPA FED COM 2H | | |
| Lease Operating Expense | | |
| AUTOMATION MAINTENANCE | TANKLOGIX LLC | 69.97 0.000539020 0.04 |

12-01-2021

4312490000001652:00,12,13

MEWBOURNE OIL COMPANY

Page 22

SIANA OIL & GAS CO, LLC
TOM M RAGSDALE
P O BOX 2246
CONROE, TX 77305

INVOICE NO.: 202111-04811
INVOICE DATE: 11-30-2021
OWNER: 035904-1
BILLING FOR: November 2021

| REFERENCE/DESCRIPTION OF CHARGES | | GROSS CHARGES | WORKING INTEREST | NET CHARGE |
|---|-----------------------------|------------------|---------------------|---------------|
| CHEMICALS-WATER TREATING | JACAM CATALYST LLC | 18,058.54 | 0.000539020 | 9.73 |
| CHEMICALS-WATER TREATING | JACAM CATALYST LLC | 448.38 | 0.000539020 | 0.24 |
| CHEMICALS-WATER TREATING | JACAM CATALYST LLC | 448.38 | 0.000539020 | 0.24 |
| CHEMICALS-WATER TREATING | JACAM CATALYST LLC | 493.21 | 0.000539020 | 0.27 |
| CHEMICALS-WATER TREATING | ENVIROKLEAN PRODUCT DEV | 1,080.10 | 0.000539020 | 0.58 |
| CHEMICALS-WATER TREATING | ENVIROKLEAN PRODUCT DEV | 1,530.15 | 0.000539020 | 0.82 |
| COMPANY SUPERVISION | MEWBOURNE OIL COMPANY | 1,500.00 | 0.000539020 | 0.81 |
| EMISSIONS CONTROL EQUIPMENT MAINTENANCE | MAN WELDING SERVICE | 326.52 | 0.000539020 | 0.18 |
| EMISSIONS CONTROL EQUIPMENT MAINTENANCE | VAPROX LLC | 276.30 | 0.000539020 | 0.15 |
| EMISSIONS CONTROL EQUIPMENT MAINTENANCE | VAPROX LLC | 338.02 | 0.000539020 | 0.18 |
| EMISSIONS CONTROL EQUIPMENT MAINTENANCE | AUTOMATED WELLHEAD COM | 684.88 | 0.000539020 | 0.37 |
| EMISSIONS CONTROL EQUIPMENT MAINTENANCE | AUTOMATED WELLHEAD COM | 260.60 | 0.000539020 | 0.14 |
| EMISSIONS CONTROL EQUIPMENT MAINTENANCE | SCIENTIFIC AVIATION, INC | 92.03 | 0.000539020 | 0.05 |
| EMISSIONS CONTROL EQUIPMENT MAINTENANCE | SCIENTIFIC AVIATION, INC | 16.08 | 0.000539020 | 0.01 |
| EMISSIONS CONTROL EQUIPMENT MAINTENANCE | SCIENTIFIC AVIATION, INC | 123.05 | 0.000539020 | 0.07 |
| FUEL/ POWER / ELECTRICAL | XCEL ENERGY | 5,365.44 | 0.000539020 | 2.89 |
| GATHERING/TREATING/DEHYDRATION | GARNER PUMP & SUPPLY INC | 228.17 | 0.000539020 | 0.13 |
| GATHERING/TREATING/DEHYDRATION | MEWBOURNE OIL COMPANY-I | 200.00 | 0.000539020 | 0.11 |
| GATHERING/TREATING/DEHYDRATION | PRO-KEM INC | 294.94 | 0.000539020 | 0.16 |
| LEASE & FACILITY | MEWBOURNE OIL COMPANY | 1,912.50 | 0.000539020 | 1.03 |
| LEASE & FACILITY | MEWBOURNE OIL COMPANY | 1,275.00 | 0.000539020 | 0.69 |
| LEASE & FACILITY | MEWBOURNE OIL COMPANY | 425.00 | 0.000539020 | 0.23 |
| LEASE & FACILITY MAINTENANCE | GARNER PUMP & SUPPLY INC | 263.53 | 0.000539020 | 0.14 |
| LEASE & FACILITY MAINTENANCE | GARNER PUMP & SUPPLY INC | 166.04 | 0.000539020 | 0.09 |
| LEASE & FACILITY MAINTENANCE | STONE OILFIELD SERVICE INC | 558.31 | 0.000539020 | 0.30 |
| LEASE & FACILITY MAINTENANCE | MPS ENTERPRISES INC | 340.04 | 0.000539020 | 0.18 |
| LEASE & FACILITY MAINTENANCE | TURNCO ENTERPRISES LLC | 41.25 | 0.000539020 | 0.02 |
| LEASE & FACILITY MAINTENANCE | TURNCO ENTERPRISES LLC | 26.25 | 0.000539020 | 0.01 |
| LEASE & FACILITY MAINTENANCE | TURNCO ENTERPRISES LLC | 46.20 | 0.000539020 | 0.02 |
| LEASE & FACILITY MAINTENANCE | TURNCO ENTERPRISES LLC | 45.00 | 0.000539020 | 0.02 |
| LEASE & FACILITY MAINTENANCE | TURNCO ENTERPRISES LLC | 157.50 | 0.000539020 | 0.08 |
| LEASE & FACILITY MAINTENANCE | INGRAM PROFESSIONAL SERV | 1,995.72 | 0.000539020 | 1.08 |
| LEASE & FACILITY MAINTENANCE | TRINITY OILFIELD SERVICES I | 35.03 | 0.000539020 | 0.02 |
| LEASE & FACILITY MAINTENANCE | H-M TRUCKING LLC | 137.56 | 0.000539020 | 0.07 |
| LEASE & FACILITY MAINTENANCE | H-M TRUCKING LLC | 26.19 | 0.000539020 | 0.01 |
| LEASE & FACILITY MAINTENANCE | H-M TRUCKING LLC | 137.56 | 0.000539020 | 0.07 |
| LEASE & FACILITY MAINTENANCE | EP&S LLC | 366.51 | 0.000539020 | 0.20 |
| MISCELLANEOUS EQUIPMENT RENTAL | MEWBOURNE OIL COMPANY | 243.04 | 0.000539020 | 0.13 |
| OVERHEAD-FIXED RATE | MEWBOURNE OIL COMPANY | 889.09 | 0.000539020 | 0.48 |
| PRIME MOVER / PUMP MAINTENANCE | WILDCAT PUMP & ENGINE RE | 275.91 | 0.000539020 | 0.15 |
| PUMPING | MEWBOURNE OIL COMPANY | 875.00 | 0.000539020 | 0.47 |
| PUMPING | MEWBOURNE OIL COMPANY | 875.00 | 0.000539020 | 0.47 |

12-01-2021

4512490000001652:00,12,13

MEWBOURNE OIL COMPANY

Page 23

SIANA OIL & GAS CO, LLC
TOM M RAGSDALE
P O BOX 2246
CONROE, TX 77305

INVOICE NO.: 202111-04811
INVOICE DATE: 11-30-2021
OWNER: 035904-1
BILLING FOR: November 2021

| REFERENCE/DESCRIPTION OF CHARGES | | GROSS CHARGES | WORKING INTEREST | NET CHARGE |
|--|-----------------------------|------------------|---------------------|---------------|
| SALT WATER DISPOSAL | TRINITY OILFIELD SERVICES L | 2,236.07 | 0.000539020 | 1.21 |
| SALT WATER DISPOSAL | TRINITY OILFIELD SERVICES L | 269.03 | 0.000539020 | 0.15 |
| SALT WATER DISPOSAL | OWL SWD OPERATING LLC | 4,634.73 | 0.000539020 | 2.50 |
| SALT WATER DISPOSAL | LIMESTONE BASIN PROPERTIE | 294.05 | 0.000539020 | 0.16 |
| SITE RESTORATION & EXCAVATION | R360 ENVIRONMENTAL SOLU7 | 358.70 | 0.000539020 | 0.19 |
| Total Lease Operating Expense Cost | | 50,740.57 | | 27.34 |
| 72310000-30 SUBTOTAL | | 50,740.57 | 27.34 | |
| PROPERTY 72310000 TOTAL | | 50,740.57 | 27.34 | |
| PROPERTY: 72580000 72580000-30 OXY BYPASS 16 STATE 1 | | | | |
| <u>Lease Operating Expense</u> | | | | |
| COMPANY SUPERVISION | MEWBOURNE OIL COMPANY | 84.22 | 0.126000000 | 10.61 |
| Total Lease Operating Expense Cost | | 84.22 | | 10.61 |
| 72580000-30 SUBTOTAL | | 84.22 | 10.61 | |
| PROPERTY 72580000 TOTAL | | 84.22 | 10.61 | |

12-01-2021

4512490000001652:00,13,13

Master
polycheck
~~\$700.00~~
500.00

1205035
131901.56
11/18/2021

144242.13 - 12310.57

140270.91
- 13921.74

11

166483.49

170537.54

- 14704.59

135003.73 - 11622.64

44339.12 - 13607.8 - 14772.22
170872.83
- 3806.82

120324.81 - 21438.21 - 10347.92

98961.94 - 1 - 8556.64

MEWBOURNE OIL COMPANY
P O BOX 7698
TYLER, TX 75711-7698



RECEIVED

BY: AB
DATE: 12/13/2021

*13



SIANA OIL & GAS CO, LLC
TOM M RAGSDALE
P O BOX 2246
CONROE, TX 77305

0

1652

03/13/2024

Page 1

MEWBOURNE OIL COMPANY

MEWBOURNE OIL COMPANY
P O BOX 7698
TYLER, TX 75711-7698

SIANA OIL & GAS CO., LLC
TOM M RAGSDALE
P O BOX 2246
CONROE, TX 77305

INVOICE NO.: 202112-07332
INVOICE DATE: 12-31-2021
OWNER: 035904-1
BILLING FOR: December 2021

BALANCE FORWARD

-212,864.10

| CURRENT PERIOD ADJUSTMENT | | AMOUNT | | |
|--|-----------|-------------|--------------|-----------|
| MISCELLANEOUS INVOICE ACTIVITY | | | | |
| INVOICE #: IM00000316 INVOICE DATE: 12/10/2021 | | 406,136.31 | | |
| NETTING FROM REVENUE | | | | |
| INVOICE #: IM00000316 INVOICE DATE: 12/12/2021 | | -145,956.06 | | |
| RECEIPTS | | | | |
| PAYMENT #: 305819 PAYMENT DATE: 12/10/2021 | | -212,864.10 | | |
| PAYMENT #: 305819 PAYMENT DATE: 12/10/2021 | | -30,538.27 | | |
| PAYMENT #: 305819 PAYMENT DATE: 12/10/2021 | | -30,250.03 | | |
| PAYMENT #: 305819 PAYMENT DATE: 12/10/2021 | | -31,671.28 | | |
| PAYMENT #: 305819 PAYMENT DATE: 12/10/2021 | | -37,704.45 | | |
| PAYMENT #: 305819 PAYMENT DATE: 12/10/2021 | | 325,404.92 | | |
| PAYMENT #: 305819 PAYMENT DATE: 12/10/2021 | | 17,623.21 | | |
| TOTAL CURRENT PERIOD ADJUSTMENT | | 260,180.25 | | |
| CURRENT CHARGES | | GROSS | INTEREST | NET |
| 62390000 - PRONGHORN 15 B3BO FED COM 1H | TIER : 30 | 30,234.51 | 0.0683747500 | 2,067.29 |
| 62391000 - PRONGHORN 15 B3CN FED COM 1H | TIER : 30 | 13,876.88 | 0.0683747500 | 948.81 |
| 62392000 - PRONGHORN 15 B3DM FED COM 1H | TIER : 30 | 26,153.34 | 0.0683747500 | 1,788.18 |
| 62774000 - IBEX 10 B3MD FED COM 1H | TIER : 30 | 23,735.30 | 0.0527536400 | 1,252.11 |
| 62775000 - IBEX 10 B3NC FED COM 1H | TIER : 30 | 21,719.35 | 0.0527536400 | 1,145.76 |
| 62776000 - IBEX 10 B3OB FED COM 1H | TIER : 30 | 26,338.06 | 0.0322507100 | 849.44 |
| 62906000 - GAZELLE 22 B2MD FED COM 2H | TIER : 30 | 28,211.22 | 0.1969919400 | 5,557.42 |
| 62915000 - CREEDENCE 21/16 W0ED ST COM 2H | TIER : 30 | 31,727.54 | 0.0063636200 | 201.90 |
| 62916000 - CREEDENCE 21/16 W1ED ST COM 1H | TIER : 30 | 52,131.88 | 0.0063636200 | 331.75 |
| 62948000 - INLAND 26/23 B2PI STATE COM 1H | TIER : 30 | 37,100.01 | 0.1000000000 | 3,710.00 |
| 62958000 - GAZELLE 22 B3MD FED COM 1H | TIER : 30 | 15,355.47 | 0.1969919400 | 3,024.91 |
| 72076000 - INLAND 26/23 B2OI STATE COM 1H | TIER : 30 | 39,852.21 | 0.1000000000 | 3,985.23 |
| 72185000 - CREEDENCE 21/16 W0FC ST COM 4H | TIER : 30 | 55,877.39 | 0.0063636200 | 355.58 |
| 72186000 - CREEDENCE 21/16 W1FC ST COM 3H | TIER : 30 | 32,781.38 | 0.0063636200 | 208.61 |
| 72310000 - IBEX 15/10 B1PA FED COM 2H | TIER : 10 | 20,270.25 | 0.0005390200 | 10.93 |
| 72310000 - IBEX 15/10 B1PA FED COM 2H | TIER : 30 | 68,228.82 | 0.0005390200 | 36.79 |
| TOTAL CURRENT CHARGES | | 523,593.41 | | 25,474.71 |

12-21-2021

4681780000000860:00.28

MEWBOURNE OIL COMPANY

Page 2

SIANA OIL & GAS CO, LLC
TOM M RAGSDALE
P O BOX 2246
CONROE, TX 77305

INVOICE NO.: 202112-07332
INVOICE DATE: 12-31-2021
OWNER: 035904-1
BILLING FOR: December 2021

APPLIED ADVANCES

| | |
|---|---------|
| 72185000 - CREEDENCE 21/16 W0FC ST COM 4H | -355.58 |
| 72186000 - CREEDENCE 21/16 W1FC ST COM 3H | -208.61 |
| APPLIED ADVANCES TOTAL | -564.19 |

| | |
|---------------|-----------|
| INVOICE TOTAL | 24,910.52 |
|---------------|-----------|

| | |
|---------------------|-----------|
| OUTSTANDING BALANCE | 72,226.67 |
|---------------------|-----------|

PLEASE INDICATE INVOICE# 202112-07332
AND ACCOUNT# 035904-1
ON REMITTANCE
PAYMENT DUE 15 DAYS AFTER RECEIPT OF INVOICE PAYABLE IN US DOLLARS

FOR INQUIRIES, PLEASE CONTACT (903) 561-2900

12-21-2021

4681780000000850.00,2.8

MEWBOURNE OIL COMPANY

Page 3

SIANA OIL & GAS CO, LLC
TOM M RAGSDALE
P O BOX 2246
CONROE, TX 77305

INVOICE NO.: 202112-07332
INVOICE DATE: 12-31-2021
OWNER: 035904-1
BILLING FOR: December 2021



| REFERENCE/DESCRIPTION OF CHARGES | GROSS CHARGES | WORKING INTEREST | NET CHARGE | |
|---|---------------------------|------------------|-------------|----------|
| PROPERTY: 62390000 62390000-30 PRONGHORN 15 B3BO FED COM 1H | | | | |
| Lease Operating Expense | | | | |
| AUTOMATION MAINTENANCE | AMERICAN MILLENNIUM COR | 25.70 | 0.068374750 | 1.76 |
| CHEMICALS-WATER TREATING | ENVIROKLEAN PRODUCT DEV | 183.45 | 0.068374750 | 12.55 |
| COMPANY SUPERVISION | MEWBOURNE OIL COMPANY | 1,550.00 | 0.068374750 | 105.98 |
| EMISSIONS CONTROL EQUIPMENT MAINTENANCE | MAN WELDING SERVICE | 356.60 | 0.068374750 | 24.38 |
| EMISSIONS CONTROL EQUIPMENT MAINTENANCE | MAN WELDING SERVICE | 1,156.28 | 0.068374750 | 79.06 |
| EMISSIONS CONTROL EQUIPMENT MAINTENANCE | MAN WELDING SERVICE | 290.13 | 0.068374750 | 19.84 |
| EMISSIONS CONTROL EQUIPMENT MAINTENANCE | MAN WELDING SERVICE | 356.60 | 0.068374750 | 24.38 |
| EMISSIONS CONTROL EQUIPMENT MAINTENANCE | G&A FABRICATION LLC | 92.55 | 0.068374750 | 6.33 |
| EMISSIONS CONTROL EQUIPMENT MAINTENANCE | G&A FABRICATION LLC | 322.17 | 0.068374750 | 22.03 |
| EMISSIONS CONTROL EQUIPMENT MAINTENANCE | G&A FABRICATION LLC | 398.65 | 0.068374750 | 27.26 |
| EMISSIONS CONTROL EQUIPMENT MAINTENANCE | MC WELDING LLC | 19.75 | 0.068374750 | 1.35 |
| FUEL/ POWER / ELECTRICAL | XCEL ENERGY | 4,819.17 | 0.068374750 | 329.51 |
| FUEL/ POWER / ELECTRICAL | PILOT THOMAS LOGISTICS LL | 35.72 | 0.068374750 | 2.44 |
| GATHERING/TREATING/DEHYDRATION | AKM MEASUREMENT SERVICE | 298.72 | 0.068374750 | 20.42 |
| GATHERING/TREATING/DEHYDRATION | AKM MEASUREMENT SERVICE | 298.72 | 0.068374750 | 20.42 |
| GATHERING/TREATING/DEHYDRATION | AKM MEASUREMENT SERVICE | 114.56 | 0.068374750 | 7.83 |
| LEASE & FACILITY | MEWBOURNE OIL COMPANY | 850.00 | 0.068374750 | 58.12 |
| LEASE & FACILITY | MEWBOURNE OIL COMPANY | 425.00 | 0.068374750 | 29.06 |
| LEASE & FACILITY | MEWBOURNE OIL COMPANY | 1,700.00 | 0.068374750 | 116.24 |
| LEASE & FACILITY | MEWBOURNE OIL COMPANY | 569.50 | 0.068374750 | 38.94 |
| LEASE & FACILITY MAINTENANCE | T&J VALVE | 993.85 | 0.068374750 | 67.95 |
| LEASE & FACILITY MAINTENANCE | MPS ENTERPRISES INC | 120.28 | 0.068374750 | 8.23 |
| LEASE & FACILITY MAINTENANCE | TURNCO ENTERPRISES LLC | 315.00 | 0.068374750 | 21.54 |
| LEASE & FACILITY MAINTENANCE | TURNCO ENTERPRISES LLC | 420.00 | 0.068374750 | 28.72 |
| LEASE & FACILITY MAINTENANCE | H-M TRUCKING LLC | 275.14 | 0.068374750 | 18.81 |
| MISCELLANEOUS EQUIPMENT RENTAL | MEWBOURNE OIL COMPANY | 174.72 | 0.068374750 | 11.95 |
| OVERHEAD-FIXED RATE | MEWBOURNE OIL COMPANY | 864.00 | 0.068374750 | 59.08 |
| PUMPING | MEWBOURNE OIL COMPANY | 900.00 | 0.068374750 | 61.54 |
| PUMPING | MEWBOURNE OIL COMPANY | 450.00 | 0.068374750 | 30.77 |
| RENTAL SERVICES | TOTAL OPERATIONS & PRODL | 5,086.00 | 0.068374750 | 347.75 |
| SALT WATER DISPOSAL | OWL SWD OPERATING LLC | 1,329.50 | 0.068374750 | 90.90 |
| SALT WATER DISPOSAL | NGL WATER SOLUTIONS PERM | 2,818.89 | 0.068374750 | 192.74 |
| SALT WATER DISPOSAL | NGL WATER SOLUTIONS PERM | 2,539.49 | 0.068374750 | 173.64 |
| SALT WATER DISPOSAL | LIMESTONE BASIN PROPERTIE | 84.37 | 0.068374750 | 5.77 |
| Total Lease Operating Expense Cost | | 30,234.51 | | 2,067.29 |
| 62390000-30 SUBTOTAL | | 30,234.51 | | 2,067.29 |
| PROPERTY 62390000 TOTAL | | 30,234.51 | | 2,067.29 |

PROPERTY: 62391000 62391000-30 PRONGHORN 15 B3CN FED COM 1H
Lease Operating Expense

12-31-2021

468178000000080:00,3.8

MEWBOURNE OIL COMPANY

Page 4

SIANA OIL & GAS CO, LLC
TOM M RAGSDALE
P O BOX 2246
CONROE, TX 77305

INVOICE NO.: 202112-07332
INVOICE DATE: 12-31-2021
OWNER: 035904-1
BILLING FOR: December 2021

| REFERENCE/DESCRIPTION OF CHARGES | GROSS CHARGES | WORKING INTEREST | NET CHARGE |
|--|---------------|------------------|------------|
| CHEMICALS-WATER TREATING JACAM CATALYST LLC | 493.21 | 0.068374750 | 33.72 |
| CHEMICALS-WATER TREATING ENVIROKLEAN PRODUCT DEV | 43.33 | 0.068374750 | 2.96 |
| EMISSIONS CONTROL EQUIPMENT MAINTENANCE MAN WELDING SERVICE | 145.06 | 0.068374750 | 9.92 |
| EMISSIONS CONTROL EQUIPMENT MAINTENANCE MAN WELDING SERVICE | 1,012.80 | 0.068374750 | 69.25 |
| EMISSIONS CONTROL EQUIPMENT MAINTENANCE MAN WELDING SERVICE | 509.56 | 0.068374750 | 34.84 |
| EMISSIONS CONTROL EQUIPMENT MAINTENANCE GARNER PUMP & SUPPLY INC | 193.56 | 0.068374750 | 13.23 |
| EMISSIONS CONTROL EQUIPMENT MAINTENANCE G&A FABRICATION LLC | 46.27 | 0.068374750 | 3.16 |
| EMISSIONS CONTROL EQUIPMENT MAINTENANCE G&A FABRICATION LLC | 222.18 | 0.068374750 | 15.19 |
| EMISSIONS CONTROL EQUIPMENT MAINTENANCE MC WELDING LLC | 190.72 | 0.068374750 | 13.04 |
| EMISSIONS CONTROL EQUIPMENT MAINTENANCE MC WELDING LLC | 19.75 | 0.068374750 | 1.35 |
| FUEL/ POWER / ELECTRICAL XCEL ENERGY | 179.91 | 0.068374750 | 12.30 |
| FUEL/ POWER / ELECTRICAL PILOT THOMAS LOGISTICS LL | 11.31 | 0.068374750 | 0.77 |
| GATHERING/TREATING/DEHYDRATION AKM MEASUREMENT SERVICE | 114.58 | 0.068374750 | 7.83 |
| LEASE & FACILITY MEWBOURNE OIL COMPANY | 425.00 | 0.068374750 | 29.06 |
| LEASE & FACILITY MAINTENANCE T&J VALVE | 993.85 | 0.068374750 | 67.95 |
| LEASE & FACILITY MAINTENANCE GARNER PUMP & SUPPLY INC | 86.55 | 0.068374750 | 5.92 |
| LEASE & FACILITY MAINTENANCE TURNCO ENTERPRISES LLC | 262.50 | 0.068374750 | 17.95 |
| LEASE & FACILITY MAINTENANCE TURNCO ENTERPRISES LLC | 210.00 | 0.068374750 | 14.36 |
| MISCELLANEOUS EQUIPMENT RENTAL MEWBOURNE OIL COMPANY | 174.72 | 0.068374750 | 11.95 |
| OVERHEAD-FIXED RATE MEWBOURNE OIL COMPANY | 864.00 | 0.068374750 | 59.08 |
| PUMPING MEWBOURNE OIL COMPANY | 900.00 | 0.068374750 | 61.54 |
| PUMPING MEWBOURNE OIL COMPANY | 225.00 | 0.068374750 | 15.38 |
| SALT WATER DISPOSAL OWL SWD OPERATING LLC | 1,215.22 | 0.068374750 | 83.09 |
| SALT WATER DISPOSAL NGL WATER SOLUTIONS PERM | 2,818.89 | 0.068374750 | 192.74 |
| SALT WATER DISPOSAL NGL WATER SOLUTIONS PERM | 2,441.82 | 0.068374750 | 166.96 |
| SALT WATER DISPOSAL LIMESTONE BASIN PROPERTIES | 77.09 | 0.068374750 | 5.27 |
| Total Lease Operating Expense Cost | 13,876.88 | | 948.81 |

62391000-30 SUBTOTAL

13,876.88

948.81

PROPERTY 62391000 TOTAL

13,876.88

948.81

PROPERTY: 62392000 62392000-30 PRONGHORN 15 B3DM FED COM 1H

Lease Operating Expense

| | | | |
|--|----------|-------------|-------|
| CHEMICALS-WATER TREATING JACAM CATALYST LLC | 493.21 | 0.068374750 | 33.72 |
| CHEMICALS-WATER TREATING ENVIROKLEAN PRODUCT DEV | 44.78 | 0.068374750 | 3.06 |
| EMISSIONS CONTROL EQUIPMENT MAINTENANCE MAN WELDING SERVICE | 145.07 | 0.068374750 | 9.92 |
| EMISSIONS CONTROL EQUIPMENT MAINTENANCE MAN WELDING SERVICE | 1,012.80 | 0.068374750 | 69.25 |
| EMISSIONS CONTROL EQUIPMENT MAINTENANCE MAN WELDING SERVICE | 509.57 | 0.068374750 | 34.84 |
| EMISSIONS CONTROL EQUIPMENT MAINTENANCE GARNER PUMP & SUPPLY INC | 193.58 | 0.068374750 | 13.23 |
| EMISSIONS CONTROL EQUIPMENT MAINTENANCE G&A FABRICATION LLC | 46.28 | 0.068374750 | 3.16 |
| EMISSIONS CONTROL EQUIPMENT MAINTENANCE G&A FABRICATION LLC | 222.20 | 0.068374750 | 15.19 |
| EMISSIONS CONTROL EQUIPMENT MAINTENANCE MC WELDING LLC | 190.73 | 0.068374750 | 13.04 |
| EMISSIONS CONTROL EQUIPMENT MAINTENANCE MC WELDING LLC | 19.78 | 0.068374750 | 1.35 |

12-31-2021

(681750000000850:00.3.8

MEWBOURNE OIL COMPANY

Page 5

SIANA OIL & GAS CO, LLC
TOM M RAGSDALE
P O BOX 2246
CONROE, TX 77305

INVOICE NO.: 202112-07332
INVOICE DATE: 12-31-2021
OWNER: 035904-1
BILLING FOR: December 2021



| REFERENCE/DESCRIPTION OF CHARGES | | GROSS CHARGES | WORKING INTEREST | NET CHARGE |
|------------------------------------|---------------------------|---------------|------------------|------------|
| FUEL/ POWER / ELECTRICAL | XCEL ENERGY | 4,863.81 | 0.068374750 | 332.56 |
| FUEL/ POWER / ELECTRICAL | PILOT THOMAS LOGISTICS LL | 11.32 | 0.068374750 | 0.77 |
| GATHERING/TREATING/DEHYDRATION | AKM MEASUREMENT SERVICI | 114.55 | 0.068374750 | 7.83 |
| LEASE & FACILITY | MEWBOURNE OIL COMPANY | 425.00 | 0.068374750 | 29.06 |
| LEASE & FACILITY | MEWBOURNE OIL COMPANY | 1,700.00 | 0.068374750 | 116.23 |
| LEASE & FACILITY | MEWBOURNE OIL COMPANY | 425.00 | 0.068374750 | 29.06 |
| LEASE & FACILITY | MEWBOURNE OIL COMPANY | 289.00 | 0.068374750 | 19.76 |
| LEASE & FACILITY MAINTENANCE | T&J VALVE | 993.85 | 0.068374750 | 67.95 |
| LEASE & FACILITY MAINTENANCE | GARNER PUMP & SUPPLY INC | 86.56 | 0.068374750 | 5.92 |
| LEASE & FACILITY MAINTENANCE | TURNCO ENTERPRISES LLC | 262.50 | 0.068374750 | 17.95 |
| LEASE & FACILITY MAINTENANCE | TURNCO ENTERPRISES LLC | 210.00 | 0.068374750 | 14.36 |
| MISCELLANEOUS EQUIPMENT RENTAL | MEWBOURNE OIL COMPANY | 174.72 | 0.068374750 | 11.95 |
| OVERHEAD-FIXED RATE | MEWBOURNE OIL COMPANY | 864.03 | 0.068374750 | 59.08 |
| PUMPING | MEWBOURNE OIL COMPANY | 900.00 | 0.068374750 | 61.53 |
| PUMPING | MEWBOURNE OIL COMPANY | 225.00 | 0.068374750 | 15.38 |
| RENTAL SERVICES | TOTAL OPERATIONS & PRODU | 5,086.00 | 0.068374750 | 347.75 |
| SALT WATER DISPOSAL | OWL SWD OPERATING LLC | 1,208.92 | 0.068374750 | 82.66 |
| SALT WATER DISPOSAL | NGL WATER SOLUTIONS PERM | 2,818.89 | 0.068374750 | 192.74 |
| SALT WATER DISPOSAL | NGL WATER SOLUTIONS PERM | 2,539.49 | 0.068374750 | 173.64 |
| SALT WATER DISPOSAL | LIMESTONE BASIN PROPERTII | 76.70 | 0.068374750 | 5.24 |
| Total Lease Operating Expense Cost | | 26,153.34 | | 1,788.18 |

62392000-30 SUBTOTAL

26,153.34

1,788.18

PROPERTY 62392000 TOTAL

26,153.34

1,788.18

PROPERTY: 62774000 62774000-30 IBEX 10 B3MD FED COM III

Lease Operating Expense

| | | | | |
|---|---------------------------|--------|-------------|-------|
| AUTOMATION MAINTENANCE | AMERICAN MILLENNIUM COR | 25.70 | 0.052753640 | 1.36 |
| CHEMICALS-WATER TREATING | JACAM CATALYST LLC | 493.21 | 0.052753640 | 26.02 |
| CHEMICALS-WATER TREATING | ENVIROKLEAN PRODUCT DEV | 157.45 | 0.052753640 | 8.31 |
| EMISSIONS CONTROL EQUIPMENT MAINTENANCE | MAN WELDING SERVICE | 145.06 | 0.052753640 | 7.65 |
| EMISSIONS CONTROL EQUIPMENT MAINTENANCE | MAN WELDING SERVICE | 509.56 | 0.052753640 | 26.88 |
| EMISSIONS CONTROL EQUIPMENT MAINTENANCE | G&A FABRICATION LLC | 46.27 | 0.052753640 | 2.44 |
| EMISSIONS CONTROL EQUIPMENT MAINTENANCE | G&A FABRICATION LLC | 222.18 | 0.052753640 | 11.72 |
| EMISSIONS CONTROL EQUIPMENT MAINTENANCE | MC WELDING LLC | 19.75 | 0.052753640 | 1.04 |
| FUEL/ POWER / ELECTRICAL | XCEL ENERGY | 391.42 | 0.052753640 | 20.64 |
| FUEL/ POWER / ELECTRICAL | PILOT THOMAS LOGISTICS LL | 20.83 | 0.052753640 | 1.10 |
| GATHERING/TREATING/DEHYDRATION | AKM MEASUREMENT SERVICI | 114.57 | 0.052753640 | 6.04 |
| LEASE & FACILITY | MEWBOURNE OIL COMPANY | 850.00 | 0.052753640 | 44.84 |
| LEASE & FACILITY | MEWBOURNE OIL COMPANY | 425.00 | 0.052753640 | 22.42 |
| LEASE & FACILITY MAINTENANCE | T&J VALVE | 993.85 | 0.052753640 | 52.43 |
| LEASE & FACILITY MAINTENANCE | GARNER PUMP & SUPPLY INC | 144.69 | 0.052753640 | 7.64 |
| MISCELLANEOUS EQUIPMENT RENTAL | MEWBOURNE OIL COMPANY | 174.72 | 0.052753640 | 9.21 |

12-31-2021

4081780000000000.00, 4.8

MEWBOURNE OIL COMPANY

Page 6

SIANA OIL & GAS CO, LLC
TOM M RAGSDALE
P O BOX 2246
CONROE, TX 77305

INVOICE NO.: 202112-07332
INVOICE DATE: 12-31-2021
OWNER: 035904-1
BILLING FOR: December 2021

| REFERENCE/DESCRIPTION OF CHARGES | | GROSS CHARGES | WORKING INTEREST | NET CHARGE |
|--|---------------------------|---------------|------------------|------------|
| OVERHEAD-FIXED RATE | MEWBOURNE OIL COMPANY | 889.09 | 0.052753640 | 46.90 |
| PRIME MOVER / PUMP MAINTENANCE | HR COMPRESSION & SERVICE | 793.71 | 0.052753640 | 41.87 |
| PRIME MOVER / PUMP MAINTENANCE | WILDCAT PUMP & ENGINE RE | 298.56 | 0.052753640 | 15.75 |
| PUMPING | MEWBOURNE OIL COMPANY | 900.00 | 0.052753640 | 47.48 |
| PUMPING | MEWBOURNE OIL COMPANY | 450.00 | 0.052753640 | 23.74 |
| RENTAL SERVICES | SERVICE COMPRESSION LLC | 4,874.08 | 0.052753640 | 257.12 |
| SALT WATER DISPOSAL | OWL SWD OPERATING LLC | 1,766.88 | 0.052753640 | 93.21 |
| SALT WATER DISPOSAL | NGL WATER SOLUTIONS PERM | 4,228.33 | 0.052753640 | 223.06 |
| SALT WATER DISPOSAL | NGL WATER SOLUTIONS PERM | 4,688.29 | 0.052753640 | 247.33 |
| SALT WATER DISPOSAL | LIMESTONE BASIN PROPERTIE | 112.10 | 0.052753640 | 5.91 |
| Total Lease Operating Expense Cost | | 23,735.30 | | 1,252.11 |
| 62774000-30 SUBTOTAL | | 23,735.30 | | 1,252.11 |
| PROPERTY 62774000 TOTAL | | 23,735.30 | | 1,252.11 |
| PROPERTY: 62775000 62775000-30 IBEX 10 B3NC FED COM 1H | | | | |
| Lease Operating Expense | | | | |
| AUTOMATION MAINTENANCE | AMERICAN MILLENNIUM COR | 25.70 | 0.052753640 | 1.36 |
| CHEMICALS-WATER TREATING | JACAM CATALYST LLC | 493.21 | 0.052753640 | 26.02 |
| CHEMICALS-WATER TREATING | ENVIROKLEAN PRODUCT DEV | 106.89 | 0.052753640 | 5.64 |
| EMISSIONS CONTROL EQUIPMENT MAINTENANCE | MAN WELDING SERVICE | 145.07 | 0.052753640 | 7.65 |
| EMISSIONS CONTROL EQUIPMENT MAINTENANCE | MAN WELDING SERVICE | 509.57 | 0.052753640 | 26.88 |
| EMISSIONS CONTROL EQUIPMENT MAINTENANCE | G&A FABRICATION LLC | 46.28 | 0.052753640 | 2.44 |
| EMISSIONS CONTROL EQUIPMENT MAINTENANCE | G&A FABRICATION LLC | 222.20 | 0.052753640 | 11.72 |
| EMISSIONS CONTROL EQUIPMENT MAINTENANCE | MC WELDING LLC | 19.77 | 0.052753640 | 1.04 |
| FUEL/ POWER / ELECTRICAL | XCEL ENERGY | 271.39 | 0.052753640 | 14.32 |
| FUEL/ POWER / ELECTRICAL | PILOT THOMAS LOGISTICS LL | 19.05 | 0.052753640 | 1.01 |
| GATHERING/TREATING/DEHYDRATION | PRO-KEM INC | 294.94 | 0.052753640 | 15.56 |
| GATHERING/TREATING/DEHYDRATION | AKM MEASUREMENT SERVICE | 114.56 | 0.052753640 | 6.04 |
| LEASE & FACILITY | MEWBOURNE OIL COMPANY | 425.00 | 0.052753640 | 22.42 |
| LEASE & FACILITY | MEWBOURNE OIL COMPANY | 1,700.00 | 0.052753640 | 89.68 |
| LEASE & FACILITY MAINTENANCE | T&J VALVE | 973.89 | 0.052753640 | 51.37 |
| LEASE & FACILITY MAINTENANCE | GARNER PUMP & SUPPLY INC | 144.69 | 0.052753640 | 7.64 |
| MISCELLANEOUS EQUIPMENT RENTAL | MEWBOURNE OIL COMPANY | 174.72 | 0.052753640 | 9.21 |
| OVERHEAD-FIXED RATE | MEWBOURNE OIL COMPANY | 889.09 | 0.052753640 | 46.90 |
| PRIME MOVER / PUMP MAINTENANCE | HR COMPRESSION & SERVICE | 486.47 | 0.052753640 | 25.66 |
| PRIME MOVER / PUMP MAINTENANCE | WILDCAT PUMP & ENGINE RE | 182.96 | 0.052753640 | 9.65 |
| PUMPING | MEWBOURNE OIL COMPANY | 900.00 | 0.052753640 | 47.48 |
| PUMPING | MEWBOURNE OIL COMPANY | 450.00 | 0.052753640 | 23.74 |
| RENTAL SERVICES | SERVICE COMPRESSION LLC | 4,924.10 | 0.052753640 | 259.76 |
| SALT WATER DISPOSAL | OWL SWD OPERATING LLC | 1,071.00 | 0.052753640 | 56.50 |
| SALT WATER DISPOSAL | NGL WATER SOLUTIONS PERM | 4,228.33 | 0.052753640 | 223.06 |
| SALT WATER DISPOSAL | NGL WATER SOLUTIONS PERM | 2,832.51 | 0.052753640 | 149.43 |

12-31-2021

168178000000080:00,4.8

MEWBOURNE OIL COMPANY

Page 7

SIANA OIL & GAS CO, LLC
TOM M RAGSDALE
P O BOX 2246
CONROE, TX 77305

INVOICE NO.: 202112-07332
INVOICE DATE: 12-31-2021
OWNER: 035904-1
BILLING FOR: December 2021

| REFERENCE/DESCRIPTION OF CHARGES | | GROSS CHARGES | WORKING INTEREST | NET CHARGE | |
|--|---------------------------|---------------------------|------------------|-------------|----------|
| SALT WATER DISPOSAL | | LIMESTONE BASIN PROPERTIE | 67.96 | 0.052753640 | 3.58 |
| Total Lease Operating Expense Cost | | | 21,719.35 | | 1,145.76 |
| 62775000-30 SUBTOTAL | | 21,719.35 | | 1,145.76 | |
| PROPERTY 62775000 TOTAL | | 21,719.35 | | 1,145.76 | |
| PROPERTY: 62776000 62776000-30 IBEX 10 B3OB FED COM 1H | | | | | |
| Lease Operating Expense | | | | | |
| AUTOMATION MAINTENANCE | AMERICAN MILLENNIUM COR | 25.70 | 0.032250710 | | 0.83 |
| CHEMICALS-WATER TREATING | JACAM CATALYST LLC | 493.21 | 0.032250710 | | 15.91 |
| CHEMICALS-WATER TREATING | ENVIROKLEAN PRODUCT DEV | 130.01 | 0.032250710 | | 4.19 |
| EMISSIONS CONTROL EQUIPMENT MAINTENANCE | MAN WELDING SERVICE | 356.59 | 0.032250710 | | 11.50 |
| EMISSIONS CONTROL EQUIPMENT MAINTENANCE | MAN WELDING SERVICE | 1,156.28 | 0.032250710 | | 37.29 |
| EMISSIONS CONTROL EQUIPMENT MAINTENANCE | MAN WELDING SERVICE | 290.12 | 0.032250710 | | 9.36 |
| EMISSIONS CONTROL EQUIPMENT MAINTENANCE | MAN WELDING SERVICE | 356.59 | 0.032250710 | | 11.50 |
| EMISSIONS CONTROL EQUIPMENT MAINTENANCE | G&A FABRICATION LLC | 538.51 | 0.032250710 | | 17.37 |
| EMISSIONS CONTROL EQUIPMENT MAINTENANCE | G&A FABRICATION LLC | 184.05 | 0.032250710 | | 5.94 |
| EMISSIONS CONTROL EQUIPMENT MAINTENANCE | G&A FABRICATION LLC | 398.60 | 0.032250710 | | 12.85 |
| EMISSIONS CONTROL EQUIPMENT MAINTENANCE | MC WELDING LLC | 19.75 | 0.032250710 | | 0.64 |
| FUEL/ POWER / ELECTRICAL | XCEL ENERGY | 286.24 | 0.032250710 | | 9.23 |
| FUEL/ POWER / ELECTRICAL | PILOT THOMAS LOGISTICS LL | 43.46 | 0.032250710 | | 1.40 |
| GATHERING/TREATING/DEHYDRATION | AKM MEASUREMENT SERVICI | 298.71 | 0.032250710 | | 9.63 |
| GATHERING/TREATING/DEHYDRATION | AKM MEASUREMENT SERVICI | 298.71 | 0.032250710 | | 9.63 |
| GATHERING/TREATING/DEHYDRATION | AKM MEASUREMENT SERVICI | 114.57 | 0.032250710 | | 3.70 |
| LEASE & FACILITY | MEWBOURNE OIL COMPANY | 425.00 | 0.032250710 | | 13.71 |
| LEASE & FACILITY | MEWBOURNE OIL COMPANY | 1,700.00 | 0.032250710 | | 54.83 |
| LEASE & FACILITY | MEWBOURNE OIL COMPANY | 280.50 | 0.032250710 | | 9.05 |
| LEASE & FACILITY MAINTENANCE | T&J VALVE | 993.85 | 0.032250710 | | 32.05 |
| LEASE & FACILITY MAINTENANCE | MPS ENTERPRISES INC | 120.27 | 0.032250710 | | 3.88 |
| LEASE & FACILITY MAINTENANCE | TURNCO ENTERPRISES LLC | 315.00 | 0.032250710 | | 10.16 |
| LEASE & FACILITY MAINTENANCE | TURNCO ENTERPRISES LLC | 420.00 | 0.032250710 | | 13.55 |
| LEASE & FACILITY MAINTENANCE | H-M TRUCKING LLC | 275.13 | 0.032250710 | | 8.87 |
| MISCELLANEOUS EQUIPMENT RENTAL | MEWBOURNE OIL COMPANY | 174.72 | 0.032250710 | | 5.64 |
| OVERHEAD-FIXED RATE | MEWBOURNE OIL COMPANY | 889.09 | 0.032250710 | | 28.67 |
| PUMPING | MEWBOURNE OIL COMPANY | 900.00 | 0.032250710 | | 29.03 |
| PUMPING | MEWBOURNE OIL COMPANY | 450.00 | 0.032250710 | | 14.51 |
| RENTAL SERVICES | NATURAL GAS SERVICES GRO | 4,199.74 | 0.032250710 | | 135.44 |
| SALT WATER DISPOSAL | OWL SWD OPERATING LLC | 1,945.00 | 0.032250710 | | 62.73 |
| SALT WATER DISPOSAL | NGL WATER SOLUTIONS PERM | 4,228.33 | 0.032250710 | | 136.37 |
| SALT WATER DISPOSAL | NGL WATER SOLUTIONS PERM | 3,906.91 | 0.032250710 | | 126.00 |
| SALT WATER DISPOSAL | LIMESTONE BASIN PROPERTIF | 123.42 | 0.032250710 | | 3.98 |
| Total Lease Operating Expense Cost | | 26,338.06 | | | 849.44 |

12-31-2021

1681780000000880:00,5,8

MEWBOURNE OIL COMPANY

Page 8

SIANA OIL & GAS CO, LLC
TOM M RAGSDALE
P O BOX 2246
CONROE, TX 77305

INVOICE NO.: 202112-07332
INVOICE DATE: 12-31-2021
OWNER: 035904-1
BILLING FOR: December 2021

| REFERENCE/DESCRIPTION OF CHARGES | | GROSS CHARGES | WORKING INTEREST | NET CHARGE |
|--|----------------------------|------------------|------------------|------------|
| 62776000-30 SUBTOTAL | | 26,338.06 | 849.44 | |
| PROPERTY 62776000 TOTAL | | 26,338.06 | 849.44 | |
| PROPERTY: 62906000 62906000-30 GAZELLE 22 B2MD FED COM 2H | | | | |
| <u>Lease Operating Expense</u> | | | | |
| AUTOMATION MAINTENANCE | AMERICAN MILLENNIUM COR | 18.39 | 0.196991940 | 3.62 |
| CHEMICALS-WATER TREATING | ENVIROKLEAN PRODUCT DEV | 111.14 | 0.196991940 | 21.90 |
| EMISSIONS CONTROL EQUIPMENT MAINTENANCE | GARNER PUMP & SUPPLY INC | 96.78 | 0.196991940 | 19.06 |
| EMISSIONS CONTROL EQUIPMENT MAINTENANCE | G&A FABRICATION LLC | 371.22 | 0.196991940 | 73.13 |
| EMISSIONS CONTROL EQUIPMENT MAINTENANCE | G&A FABRICATION LLC | 122.52 | 0.196991940 | 24.14 |
| EMISSIONS CONTROL EQUIPMENT MAINTENANCE | G&A FABRICATION LLC | 265.62 | 0.196991940 | 52.33 |
| EMISSIONS CONTROL EQUIPMENT MAINTENANCE | G&A FABRICATION LLC | 136.04 | 0.196991940 | 26.80 |
| EMISSIONS CONTROL EQUIPMENT MAINTENANCE | G&A FABRICATION LLC | 111.09 | 0.196991940 | 21.89 |
| EMISSIONS CONTROL EQUIPMENT MAINTENANCE | VAPROX LLC | 1,360.03 | 0.196991940 | 267.92 |
| FUEL/ POWER / ELECTRICAL | XCEL ENERGY | 385.31 | 0.196991940 | 75.92 |
| FUEL/ POWER / ELECTRICAL | PILOT-THOMAS LOGISTICS LL | 25.59 | 0.196991940 | 5.04 |
| LEASE & FACILITY | MEWBOURNE OIL COMPANY | 425.00 | 0.196991940 | 83.72 |
| LEASE & FACILITY MAINTENANCE | TRUCKING & CONTRACTING S | 161.09 | 0.196991940 | 31.73 |
| LEASE & FACILITY MAINTENANCE | WILDCAT PUMP & ENGINE REI | 164.78 | 0.196991940 | 32.46 |
| MISCELLANEOUS EQUIPMENT RENTAL | MEWBOURNE OIL COMPANY | 174.72 | 0.196991940 | 34.42 |
| OVERHEAD-FIXED RATE | MEWBOURNE OIL COMPANY | 889.09 | 0.196991940 | 175.14 |
| PUMPING | MEWBOURNE OIL COMPANY | 900.00 | 0.196991940 | 177.30 |
| PUMPING | MEWBOURNE OIL COMPANY | 450.00 | 0.196991940 | 88.65 |
| RENTAL SERVICES | USA COMPRESSION PARTNER | 5,011.26 | 0.196991940 | 987.18 |
| SALT WATER DISPOSAL | OWL SWD OPERATING LLC | 4,284.82 | 0.196991940 | 844.07 |
| SALT WATER DISPOSAL | NGL WATER SOLUTIONS PERM | 5,637.78 | 0.196991940 | 1,110.59 |
| SALT WATER DISPOSAL | NGL WATER SOLUTIONS PERM | 6,837.08 | 0.196991940 | 1,346.85 |
| SALT WATER DISPOSAL | LIMESTONE BASIN PROPERTII | 271.87 | 0.196991940 | 53.56 |
| Total Lease Operating Expense Cost | | 28,211.22 | | 5,557.42 |
| 62906000-30 SUBTOTAL | | 28,211.22 | 5,557.42 | |
| PROPERTY 62906000 TOTAL | | 28,211.22 | 5,557.42 | |
| PROPERTY: 62915000 62915000-30 CREEDENCE 21/16 W0ED ST COM 2H | | | | |
| <u>Lease Operating Expense</u> | | | | |
| EMISSIONS CONTROL EQUIPMENT MAINTENANCE | PACE OILFIELD SERVICES INC | 18.54 | 0.006363620 | 0.12 |
| EMISSIONS CONTROL EQUIPMENT MAINTENANCE | PACE OILFIELD SERVICES INC | 18.54 | 0.006363620 | 0.12 |
| EMISSIONS CONTROL EQUIPMENT MAINTENANCE | VAPROX LLC | 1,303.36 | 0.006363620 | 8.29 |
| EMISSIONS CONTROL EQUIPMENT MAINTENANCE | VAPROX LLC | 126.83 | 0.006363620 | 0.81 |
| EMISSIONS CONTROL EQUIPMENT MAINTENANCE | SCIENTIFIC AVIATION, INC | 119.10 | 0.006363620 | 0.76 |
| EMISSIONS CONTROL EQUIPMENT MAINTENANCE | SCIENTIFIC AVIATION, INC | 122.38 | 0.006363620 | 0.78 |
| EMISSIONS CONTROL EQUIPMENT MAINTENANCE | ZIA ENERGY SERVICES LLC | 122.82 | 0.006363620 | 0.78 |
| FUEL/ POWER / ELECTRICAL | XCEL ENERGY | 1,868.75 | 0.006363620 | 11.89 |

(12-31-2021)

J051780000000880.00.5.8

MEWBOURNE OIL COMPANY

Page 9

SIANA OIL & GAS CO, LLC
TOM M RAGSDALE
P O BOX 2246
CONROE, TX 77305

INVOICE NO.: 202112-07332
INVOICE DATE: 12-31-2021
OWNER: 035904-1
BILLING FOR: December 2021

| REFERENCE/DESCRIPTION OF CHARGES | | GROSS CHARGES | WORKING INTEREST | NET CHARGE |
|------------------------------------|---------------------------|---------------|------------------|------------|
| GATHERING/TREATING/DEHYDRATION | GAS WELL SERVICES INC | 206.21 | 0.006363620 | 1.31 |
| GATHERING/TREATING/DEHYDRATION | MEWBOURNE OIL COMPANY-I | 38.01 | 0.006363620 | 0.24 |
| LEASE & FACILITY | MEWBOURNE OIL COMPANY | 425.00 | 0.006363620 | 2.70 |
| LEASE & FACILITY MAINTENANCE | STANDARD OIL FIELD SUPPLY | 41.31 | 0.006363620 | 0.26 |
| LEASE & FACILITY MAINTENANCE | H-M TRUCKING LLC | 68.78 | 0.006363620 | 0.44 |
| LEASE & FACILITY MAINTENANCE | ZIA ENERGY SERVICES LLC | 184.23 | 0.006363620 | 1.17 |
| LEASE & FACILITY MAINTENANCE | ZIA ENERGY SERVICES LLC | 122.82 | 0.006363620 | 0.78 |
| OVERHEAD-FIXED RATE | MEWBOURNE OIL COMPANY | 889.09 | 0.006363620 | 5.66 |
| PRIME MOVER / PUMP MAINTENANCE | WILDCAT PUMP & ENGINE REI | 187.81 | 0.006363620 | 1.20 |
| PUMPING | MEWBOURNE OIL COMPANY | 900.00 | 0.006363620 | 5.73 |
| PUMPING | MEWBOURNE OIL COMPANY | 900.00 | 0.006363620 | 5.73 |
| SALT WATER DISPOSAL | MEWBOURNE OIL COMPANY | 24,063.96 | 0.006363620 | 153.13 |
| Total Lease Operating Expense Cost | | 31,727.54 | | 201.90 |

62915000-30 SUBTOTAL 31,727.54 201.90
PROPERTY 62915000 TOTAL 31,727.54 201.90

PROPERTY: 62916000 62916000-30 CREEDENCE 21/16 WIED ST COM IH

Lease Operating Expense

| | | | | |
|---|----------------------------|-----------|-------------|--------|
| EMISSIONS CONTROL EQUIPMENT MAINTENANCE | PACE OILFIELD SERVICES INC | 18.54 | 0.006363620 | 0.12 |
| EMISSIONS CONTROL EQUIPMENT MAINTENANCE | PACE OILFIELD SERVICES INC | 18.54 | 0.006363620 | 0.12 |
| EMISSIONS CONTROL EQUIPMENT MAINTENANCE | VAPROX LLC | 1,303.36 | 0.006363620 | 8.29 |
| EMISSIONS CONTROL EQUIPMENT MAINTENANCE | VAPROX LLC | 126.82 | 0.006363620 | 0.81 |
| EMISSIONS CONTROL EQUIPMENT MAINTENANCE | SCIENTIFIC AVIATION, INC | 119.10 | 0.006363620 | 0.76 |
| EMISSIONS CONTROL EQUIPMENT MAINTENANCE | SCIENTIFIC AVIATION, INC | 122.38 | 0.006363620 | 0.78 |
| EMISSIONS CONTROL EQUIPMENT MAINTENANCE | ZIA ENERGY SERVICES LLC | 122.82 | 0.006363620 | 0.78 |
| FUEL/ POWER / ELECTRICAL | XCEL ENERGY | 2,852.69 | 0.006363620 | 18.15 |
| GATHERING/TREATING/DEHYDRATION | GAS WELL SERVICES INC | 206.23 | 0.006363620 | 1.31 |
| GATHERING/TREATING/DEHYDRATION | MEWBOURNE OIL COMPANY-I | 38.01 | 0.006363620 | 0.24 |
| LEASE & FACILITY MAINTENANCE | STANDARD OIL FIELD SUPPLY | 41.32 | 0.006363620 | 0.26 |
| LEASE & FACILITY MAINTENANCE | H-M TRUCKING LLC | 68.78 | 0.006363620 | 0.44 |
| LEASE & FACILITY MAINTENANCE | ZIA ENERGY SERVICES LLC | 184.23 | 0.006363620 | 1.17 |
| LEASE & FACILITY MAINTENANCE | ZIA ENERGY SERVICES LLC | 122.82 | 0.006363620 | 0.78 |
| OVERHEAD-FIXED RATE | MEWBOURNE OIL COMPANY | 889.09 | 0.006363620 | 5.66 |
| PRIME MOVER / PUMP MAINTENANCE | WILDCAT PUMP & ENGINE RE | 187.84 | 0.006363620 | 1.20 |
| PUMPING | MEWBOURNE OIL COMPANY | 900.00 | 0.006363620 | 5.73 |
| PUMPING | MEWBOURNE OIL COMPANY | 900.00 | 0.006363620 | 5.73 |
| SALT WATER DISPOSAL | MEWBOURNE OIL COMPANY | 43,909.11 | 0.006363620 | 279.42 |
| Total Lease Operating Expense Cost | | 52,131.68 | | 331.75 |

62916000-30 SUBTOTAL 52,131.68 331.75
PROPERTY 62916000 TOTAL 52,131.68 331.75

PROPERTY: 62948000 62948000-30 INLAND 26/23 B2PI STATE COM IH

12-21-2021

/681780000000880;00,6,8

MEWBOURNE OIL COMPANY

Page 10

SIANA OIL & GAS CO, LLC
TOM M RAGSDALE
P O BOX 2246
CONROE, TX 77305

INVOICE NO.: 202112-07332
INVOICE DATE: 12-31-2021
OWNER: 035904-1
BILLING FOR: December 2021

| REFERENCE/DESCRIPTION OF CHARGES | | GROSS CHARGES | WORKING INTEREST | NET CHARGE |
|---|-----------------------------|---------------|------------------|------------|
| <u>Lease Operating Expense</u> | | | | |
| ARTIFICIAL LIFT RENTAL / REPAIR | ENDURANCE LIFT SOLUTIONS | 2,327.39 | 0.100000000 | 232.74 |
| CHEMICALS-WATER TREATING | JACAM CATALYST LLC | 493.21 | 0.100000000 | 49.32 |
| CHEMICALS-WATER TREATING | ENVIROKLEAN PRODUCT DEV | 398.04 | 0.100000000 | 39.80 |
| COMPANY SUPERVISION | MEWBOURNE OIL COMPANY | 1,550.00 | 0.100000000 | 155.00 |
| COMPANY SUPERVISION | MEWBOURNE OIL COMPANY | 1,550.00 | 0.100000000 | 155.00 |
| COMPRESSOR MAINTENANCE | ACCEL COMPRESSION, INC | 249.93 | 0.100000000 | 24.99 |
| EMISSIONS CONTROL EQUIPMENT MAINTENANCE | THE GASCO MANUFACTURING | 195.34 | 0.100000000 | 19.53 |
| EMISSIONS CONTROL EQUIPMENT MAINTENANCE | VAPROX LLC | 1,360.02 | 0.100000000 | 136.00 |
| EMISSIONS CONTROL EQUIPMENT MAINTENANCE | AUTOMATED WELLHEAD COM | 333.03 | 0.100000000 | 33.30 |
| EMISSIONS CONTROL EQUIPMENT MAINTENANCE | AUTOMATED WELLHEAD COM | 329.01 | 0.100000000 | 32.90 |
| EMISSIONS CONTROL EQUIPMENT MAINTENANCE | AUTOMATED WELLHEAD COM | 340.04 | 0.100000000 | 34.00 |
| EMISSIONS CONTROL EQUIPMENT MAINTENANCE | SCIENTIFIC AVIATION, INC | 119.10 | 0.100000000 | 11.91 |
| EMISSIONS CONTROL EQUIPMENT MAINTENANCE | SCIENTIFIC AVIATION, INC | 122.38 | 0.100000000 | 12.24 |
| LEASE & FACILITY | MEWBOURNE OIL COMPANY | 1,700.00 | 0.100000000 | 170.00 |
| LEASE & FACILITY | MEWBOURNE OIL COMPANY | 212.50 | 0.100000000 | 21.25 |
| LEASE & FACILITY MAINTENANCE | T&J VALVE | 636.25 | 0.100000000 | 63.63 |
| LEASE & FACILITY MAINTENANCE | GARNER PUMP & SUPPLY INC | 437.14 | 0.100000000 | 43.71 |
| LEASE & FACILITY MAINTENANCE | GARNER PUMP & SUPPLY INC | 221.00 | 0.100000000 | 22.10 |
| LEASE & FACILITY MAINTENANCE | TURNCO ENTERPRISES LLC | 210.00 | 0.100000000 | 21.00 |
| LEASE & FACILITY MAINTENANCE | TURNCO ENTERPRISES LLC | 567.00 | 0.100000000 | 56.70 |
| LEASE & FACILITY MAINTENANCE | TRINITY OILFIELD SERVICES L | 348.14 | 0.100000000 | 34.82 |
| LEASE & FACILITY MAINTENANCE | TRINITY OILFIELD SERVICES L | 395.62 | 0.100000000 | 39.56 |
| LEASE & FACILITY MAINTENANCE | TRINITY OILFIELD SERVICES L | 448.37 | 0.100000000 | 44.84 |
| LEASE & FACILITY MAINTENANCE | ACCEL COMPRESSION, INC | 285.83 | 0.100000000 | 28.59 |
| LEASE & FACILITY MAINTENANCE | AM OILFIELD SERVICE, LLC | 678.25 | 0.100000000 | 67.82 |
| OVERHEAD-FIXED RATE | MEWBOURNE OIL COMPANY | 889.09 | 0.100000000 | 88.91 |
| PUMPING | MEWBOURNE OIL COMPANY | 900.00 | 0.100000000 | 90.00 |
| PUMPING | MEWBOURNE OIL COMPANY | 900.00 | 0.100000000 | 90.00 |
| RENTAL SERVICES | MESA NATURAL GAS SOLUTIO | 8,396.38 | 0.100000000 | 839.64 |
| SALT WATER DISPOSAL | 3 BEAR DELAWARE OPERATIN | 5,310.08 | 0.100000000 | 531.01 |
| SALT WATER DISPOSAL | 3 BEAR DELAWARE OPERATIN | 5,196.87 | 0.100000000 | 519.69 |
| Total Lease Operating Expense Cost | | 37,100.01 | | 3,710.00 |
| 62948000-30 SUBTOTAL | | 37,100.01 | | 3,710.00 |
| PROPERTY 62948000 TOTAL | | 37,100.01 | | 3,710.00 |

PROPERTY: 62958000 62958000-30 GAZELLE 22 B3MD FED COM 1H

Lease Operating Expense

| | | | | |
|---|--------------------------|--------|-------------|-------|
| AUTOMATION MAINTENANCE | AMERICAN MILLENNIUM COR | 18.39 | 0.196991940 | 3.62 |
| CHEMICALS-WATER TREATING | JACAM CATALYST LLC | 493.21 | 0.196991940 | 97.16 |
| CHEMICALS-WATER TREATING | ENVIROKLEAN PRODUCT DEV | 108.12 | 0.196991940 | 21.30 |
| EMISSIONS CONTROL EQUIPMENT MAINTENANCE | GARNER PUMP & SUPPLY INC | 96.78 | 0.196991940 | 19.06 |

12-31-2021

1681780000000880:00,6,8

MEWBOURNE OIL COMPANY

Page 11

SIANA OIL & GAS CO, LLC
TOM M RAGSDALE
P O BOX 2246
CONROE, TX 77305

INVOICE NO.: 202112-07332
INVOICE DATE: 12-31-2021
OWNER: 035904-1
BILLING FOR: December 2021

| REFERENCE/DESCRIPTION OF CHARGES | | GROSS CHARGES | WORKING INTEREST | NET CHARGE |
|---|---------------------------|---------------|------------------|------------|
| EMISSIONS CONTROL EQUIPMENT MAINTENANCE | G&A FABRICATION LLC | 371.23 | 0.196991940 | 73.13 |
| EMISSIONS CONTROL EQUIPMENT MAINTENANCE | G&A FABRICATION LLC | 122.54 | 0.196991940 | 24.14 |
| EMISSIONS CONTROL EQUIPMENT MAINTENANCE | G&A FABRICATION LLC | 265.62 | 0.196991940 | 52.33 |
| EMISSIONS CONTROL EQUIPMENT MAINTENANCE | G&A FABRICATION LLC | 136.05 | 0.196991940 | 26.80 |
| EMISSIONS CONTROL EQUIPMENT MAINTENANCE | G&A FABRICATION LLC | 111.11 | 0.196991940 | 21.89 |
| EMISSIONS CONTROL EQUIPMENT MAINTENANCE | VAPROX LLC | 1,360.03 | 0.196991940 | 267.92 |
| FUEL/ POWER / ELECTRICAL | XCEL ENERGY | 279.05 | 0.196991940 | 54.98 |
| FUEL/ POWER / ELECTRICAL | PILOT THOMAS LOGISTICS LL | 22.62 | 0.196991940 | 4.45 |
| LEASE & FACILITY MAINTENANCE | TRUCKING & CONTRACTING S | 161.09 | 0.196991940 | 31.73 |
| LEASE & FACILITY MAINTENANCE | WILDCAT PUMP & ENGINE REI | 164.79 | 0.196991940 | 32.46 |
| MISCELLANEOUS EQUIPMENT RENTAL | MEWBOURNE OIL COMPANY | 174.72 | 0.196991940 | 34.42 |
| OVERHEAD-FIXED RATE | MEWBOURNE OIL COMPANY | 889.09 | 0.196991940 | 175.14 |
| PUMPING | MEWBOURNE OIL COMPANY | 900.00 | 0.196991940 | 177.30 |
| PUMPING | MEWBOURNE OIL COMPANY | 450.00 | 0.196991940 | 88.65 |
| SALT WATER DISPOSAL | OWL SWD OPERATING LLC | 2,132.56 | 0.196991940 | 420.10 |
| SALT WATER DISPOSAL | NGL WATER SOLUTIONS PERM | 4,228.33 | 0.196991940 | 832.95 |
| SALT WATER DISPOSAL | NGL WATER SOLUTIONS PERM | 2,734.83 | 0.196991940 | 538.73 |
| SALT WATER DISPOSAL | LIMESTONE BASIN PROPERTIE | 135.31 | 0.196991940 | 26.65 |
| Total Lease Operating Expense Cost | | 15,355.47 | | 3,024.91 |

| | | |
|-------------------------|-----------|----------|
| 62958000-30 SUBTOTAL | 15,355.47 | 3,024.91 |
| PROPERTY 62958000 TOTAL | 15,355.47 | 3,024.91 |

PROPERTY: 72076000 72076000-30 INLAND 26/23 B2OJ STATE COM 1H

Lease Operating Expense

| | | | | |
|---|--------------------------|----------|-------------|--------|
| CHEMICALS-WATER TREATING | JACAM CATALYST LLC | 493.21 | 0.100000000 | 49.32 |
| CHEMICALS-WATER TREATING | ENVIROKLEAN PRODUCT DEV | 335.98 | 0.100000000 | 33.60 |
| COMPANY SUPERVISION | MEWBOURNE OIL COMPANY | 1,550.00 | 0.100000000 | 155.00 |
| COMPANY SUPERVISION | MEWBOURNE OIL COMPANY | 1,550.00 | 0.100000000 | 155.00 |
| COMPRESSOR MAINTENANCE | ACCEL COMPRESSION, INC | 249.94 | 0.100000000 | 24.99 |
| EMISSIONS CONTROL EQUIPMENT MAINTENANCE | THE GASCO MANUFACTURING | 195.34 | 0.100000000 | 19.53 |
| EMISSIONS CONTROL EQUIPMENT MAINTENANCE | VAPROX LLC | 1,360.03 | 0.100000000 | 136.00 |
| EMISSIONS CONTROL EQUIPMENT MAINTENANCE | AUTOMATED WELLHEAD COM | 333.02 | 0.100000000 | 33.30 |
| EMISSIONS CONTROL EQUIPMENT MAINTENANCE | AUTOMATED WELLHEAD COM | 328.99 | 0.100000000 | 32.90 |
| EMISSIONS CONTROL EQUIPMENT MAINTENANCE | AUTOMATED WELLHEAD COM | 340.02 | 0.100000000 | 34.00 |
| EMISSIONS CONTROL EQUIPMENT MAINTENANCE | SCIENTIFIC AVIATION, INC | 119.10 | 0.100000000 | 11.91 |
| EMISSIONS CONTROL EQUIPMENT MAINTENANCE | SCIENTIFIC AVIATION, INC | 122.37 | 0.100000000 | 12.24 |
| GATHERING/TREATING/DEHYDRATION | T&J VALVE | 1,702.47 | 0.100000000 | 170.25 |
| LEASE & FACILITY | MEWBOURNE OIL COMPANY | 1,700.00 | 0.100000000 | 170.00 |
| LEASE & FACILITY | MEWBOURNE OIL COMPANY | 850.00 | 0.100000000 | 85.00 |
| LEASE & FACILITY | MEWBOURNE OIL COMPANY | 425.00 | 0.100000000 | 42.50 |
| LEASE & FACILITY MAINTENANCE | T&J VALVE | 603.88 | 0.100000000 | 60.39 |
| LEASE & FACILITY MAINTENANCE | GARNER PUMP & SUPPLY INC | 437.15 | 0.100000000 | 43.72 |

12-21-2021

3681780000000880:00 7.8

MEWBOURNE OIL COMPANY

Page 12

SIANA OIL & GAS CO, LLC
TOM M RAGSDALE
P O BOX 2246
CONROE, TX 77305

INVOICE NO.: 202112-07332
INVOICE DATE: 12-31-2021
OWNER: 035904-1
BILLING FOR: December 2021

| REFERENCE/DESCRIPTION OF CHARGES | | GROSS CHARGES | WORKING INTEREST | NET CHARGE |
|---|-----------------------------|---------------|------------------|------------|
| LEASE & FACILITY MAINTENANCE | GARNER PUMP & SUPPLY INC | 221.02 | 0.100000000 | 22.10 |
| LEASE & FACILITY MAINTENANCE | STATE OF NEW MEXICO | 150.00 | 0.100000000 | 15.00 |
| LEASE & FACILITY MAINTENANCE | TURNCO ENTERPRISES LLC | 567.00 | 0.100000000 | 56.70 |
| LEASE & FACILITY MAINTENANCE | TRINITY OILFIELD SERVICES L | 348.16 | 0.100000000 | 34.82 |
| LEASE & FACILITY MAINTENANCE | TRINITY OILFIELD SERVICES L | 395.63 | 0.100000000 | 39.56 |
| LEASE & FACILITY MAINTENANCE | TRINITY OILFIELD SERVICES L | 448.38 | 0.100000000 | 44.84 |
| LEASE & FACILITY MAINTENANCE | ACCEL COMPRESSION, INC | 285.85 | 0.100000000 | 28.59 |
| LEASE & FACILITY MAINTENANCE | AM OILFIELD SERVICE, LLC | 678.27 | 0.100000000 | 67.83 |
| OVERHEAD-FIXED RATE | MEWBOURNE OIL COMPANY | 889.09 | 0.100000000 | 88.91 |
| PUMPING | MEWBOURNE OIL COMPANY | 900.00 | 0.100000000 | 90.00 |
| PUMPING | MEWBOURNE OIL COMPANY | 900.00 | 0.100000000 | 90.00 |
| RENTAL SERVICES | MESA NATURAL GAS Solutio | 8,396.36 | 0.100000000 | 839.63 |
| SALT WATER DISPOSAL | 3 BEAR DELAWARE OPERATIN | 6,758.28 | 0.100000000 | 675.83 |
| SALT WATER DISPOSAL | 3 BEAR DELAWARE OPERATIN | 6,217.67 | 0.100000000 | 621.77 |
| Total Lease Operating Expense Cost | | 39,852.21 | | 3,985.23 |
| 72076000-30 SUBTOTAL | | 39,852.21 | | 3,985.23 |
| PROPERTY 72076000 TOTAL | | 39,852.21 | | 3,985.23 |
| PROPERTY: 72185000 72185000-30 CREEDENCE 21/16 W0FC ST COM 4H | | | | |
| Lease Operating Expense | | | | |
| CONTRACT SUPERVISION | PACE OILFIELD SERVICES INC | 427.23 | 0.006363620 | 2.72 |
| EMISSIONS CONTROL EQUIPMENT MAINTENANCE | PACE OILFIELD SERVICES INC | 18.55 | 0.006363620 | 0.12 |
| EMISSIONS CONTROL EQUIPMENT MAINTENANCE | PACE OILFIELD SERVICES INC | 18.55 | 0.006363620 | 0.12 |
| EMISSIONS CONTROL EQUIPMENT MAINTENANCE | VAPROX LLC | 1,303.36 | 0.006363620 | 8.29 |
| EMISSIONS CONTROL EQUIPMENT MAINTENANCE | VAPROX LLC | 126.83 | 0.006363620 | 0.81 |
| EMISSIONS CONTROL EQUIPMENT MAINTENANCE | SCIENTIFIC AVIATION, INC | 119.10 | 0.006363620 | 0.76 |
| EMISSIONS CONTROL EQUIPMENT MAINTENANCE | SCIENTIFIC AVIATION, INC | 122.37 | 0.006363620 | 0.78 |
| EMISSIONS CONTROL EQUIPMENT MAINTENANCE | ZIA ENERGY SERVICES LLC | 122.82 | 0.006363620 | 0.78 |
| FUEL/ POWER / ELECTRICAL | XCEL ENERGY | 3,266.87 | 0.006363620 | 20.79 |
| GATHERING/TREATING/DEHYDRATION | GAS WELL SERVICES INC | 206.21 | 0.006363620 | 1.31 |
| GATHERING/TREATING/DEHYDRATION | MEWBOURNE OIL COMPANY-I | 38.01 | 0.006363620 | 0.24 |
| LEASE & FACILITY | MEWBOURNE OIL COMPANY | 280.50 | 0.006363620 | 1.78 |
| LEASE & FACILITY MAINTENANCE | GAS WELL SERVICES INC | 466.92 | 0.006363620 | 2.97 |
| LEASE & FACILITY MAINTENANCE | GAS WELL SERVICES INC | 472.22 | 0.006363620 | 3.00 |
| LEASE & FACILITY MAINTENANCE | STANDARD OIL FIELD SUPPLY | 41.29 | 0.006363620 | 0.26 |
| LEASE & FACILITY MAINTENANCE | H-M TRUCKING LLC | 68.78 | 0.006363620 | 0.44 |
| LEASE & FACILITY MAINTENANCE | ZIA ENERGY SERVICES LLC | 184.23 | 0.006363620 | 1.17 |
| LEASE & FACILITY MAINTENANCE | ZIA ENERGY SERVICES LLC | 122.82 | 0.006363620 | 0.78 |
| OVERHEAD-FIXED RATE | MEWBOURNE OIL COMPANY | 807.20 | 0.006363620 | 5.14 |
| PRIME MOVER / PUMP MAINTENANCE | WILDCAT PUMP & ENGINE RE | 187.80 | 0.006363620 | 1.20 |
| PUMPING | MEWBOURNE OIL COMPANY | 900.00 | 0.006363620 | 5.73 |
| PUMPING | MEWBOURNE OIL COMPANY | 900.00 | 0.006363620 | 5.73 |

12-31-2021

4681780000000000,7.8

MEWBOURNE OIL COMPANY

Page 13

SIANA OIL & GAS CO, LLC
TOM M RAGSDALE
P O BOX 2246
CONROE, TX 77305

INVOICE NO.: 202112-07332
INVOICE DATE: 12-31-2021
OWNER: 035904-1
BILLING FOR: December 2021



| REFERENCE/DESCRIPTION OF CHARGES | | GROSS CHARGES | WORKING INTEREST | NET CHARGE |
|------------------------------------|-----------------------|---------------|------------------|------------|
| SALT WATER DISPOSAL | MEWBOURNE OIL COMPANY | 45,675.73 | 0.006363620 | 290.66 |
| Total Lease Operating Expense Cost | | 55,877.39 | | 355.58 |
| 72185000-30 SUBTOTAL | | 55,877.39 | 355.58 | |
| PROPERTY 72185000 TOTAL | | 55,877.39 | 355.58 | |
| 72185000PREPAYMENTS | | | | -355.58 |

| PROPERTY: 72186000 72186000-30 CREEDENCE 21/16 WIFC ST COM 3H | | | | |
|---|----------------------------|-----------|-------------|--------|
| <u>Lease Operating Expense</u> | | | | |
| CONTRACT SUPERVISION | PACE OILFIELD SERVICES INC | 427.23 | 0.006363620 | 2.72 |
| EMISSIONS CONTROL EQUIPMENT MAINTENANCE | PACE OILFIELD SERVICES INC | 18.54 | 0.006363620 | 0.12 |
| EMISSIONS CONTROL EQUIPMENT MAINTENANCE | PACE OILFIELD SERVICES INC | 18.54 | 0.006363620 | 0.12 |
| EMISSIONS CONTROL EQUIPMENT MAINTENANCE | VAPROX LLC | 1,303.36 | 0.006363620 | 8.29 |
| EMISSIONS CONTROL EQUIPMENT MAINTENANCE | VAPROX LLC | 126.80 | 0.006363620 | 0.81 |
| EMISSIONS CONTROL EQUIPMENT MAINTENANCE | SCIENTIFIC AVIATION, INC | 119.10 | 0.006363620 | 0.76 |
| EMISSIONS CONTROL EQUIPMENT MAINTENANCE | SCIENTIFIC AVIATION, INC | 122.37 | 0.006363620 | 0.78 |
| EMISSIONS CONTROL EQUIPMENT MAINTENANCE | ZIA ENERGY SERVICES LLC | 122.82 | 0.006363620 | 0.78 |
| FUEL/ POWER / ELECTRICAL | XCEL ENERGY | 1,990.06 | 0.006363620 | 12.66 |
| GATHERING/TREATING/DEHYDRATION | GAS WELL SERVICES INC | 206.23 | 0.006363620 | 1.31 |
| GATHERING/TREATING/DEHYDRATION | MEWBOURNE OIL COMPANY-I | 38.01 | 0.006363620 | 0.24 |
| LEASE & FACILITY MAINTENANCE | STANDARD OIL FIELD SUPPLY | 41.34 | 0.006363620 | 0.26 |
| LEASE & FACILITY MAINTENANCE | H-M TRUCKING LLC | 68.79 | 0.006363620 | 0.44 |
| LEASE & FACILITY MAINTENANCE | ZIA ENERGY SERVICES LLC | 184.23 | 0.006363620 | 1.17 |
| LEASE & FACILITY MAINTENANCE | ZIA ENERGY SERVICES LLC | 122.82 | 0.006363620 | 0.78 |
| OVERHEAD-FIXED RATE | MEWBOURNE OIL COMPANY | 807.20 | 0.006363620 | 5.14 |
| PRIME MOVER / PUMP MAINTENANCE | WILDCAT PUMP & ENGINE REI | 187.85 | 0.006363620 | 1.20 |
| PUMPING | MEWBOURNE OIL COMPANY | 900.00 | 0.006363620 | 5.73 |
| PUMPING | MEWBOURNE OIL COMPANY | 900.00 | 0.006363620 | 5.73 |
| SALT WATER DISPOSAL | MEWBOURNE OIL COMPANY | 25,076.09 | 0.006363620 | 159.57 |
| Total Lease Operating Expense Cost | | 32,781.38 | | 208.61 |

| | | |
|-------------------------|-----------|---------|
| 72186000-30 SUBTOTAL | 32,781.38 | 208.61 |
| PROPERTY 72186000 TOTAL | 32,781.38 | 208.61 |
| 72186000PREPAYMENTS | | -208.61 |

| | | | | | |
|---|--------------------------|-----------|-------------|--|-------|
| PROPERTY: 72310000 72310000-10 IBEX 15/10 B1PA FED COM 2H | | | | | |
| <u>Intangible Well Cost</u> | | | | | |
| WELL / LEASE LEGAL | KELLY HART & HALLMAN LLI | 20,270.25 | 0.000539020 | | 10.93 |
| Total Intangible Well Cost Cost | | 20,270.25 | | | 10.93 |

| | | |
|---|-----------|-------|
| 72310000-10 SUBTOTAL | 20,270.25 | 10.93 |
| PROPERTY: 72310000 72310000-30 IBEX 15/10 B1PA FED COM 2H | | |
| Lease Operating Expense | | |

12-21-2021

(G8)7800000000880;00.8.8

MEWBOURNE OIL COMPANY

Page 14

SIANA OIL & GAS CO, LLC
TOM M RAGSDALE
P O BOX 2246
CONROE, TX 77305

INVOICE NO.: 202112-07332
INVOICE DATE: 12-31-2021
OWNER: 035904-1
BILLING FOR: December 2021

| REFERENCE/DESCRIPTION OF CHARGES | | GROSS CHARGES | WORKING INTEREST | NET CHARGE |
|---|---------------------------|---------------|------------------|------------|
| CHEMICALS-WATER TREATING | JACAM CATALYST LLC | 493.21 | 0.000539020 | 0.27 |
| CHEMICALS-WATER TREATING | ENVIROKLEAN PRODUCT DEV | 1,057.60 | 0.000539020 | 0.57 |
| COMPANY SUPERVISION | MEWBOURNE OIL COMPANY | 1,550.00 | 0.000539020 | 0.84 |
| EMISSIONS CONTROL EQUIPMENT MAINTENANCE | GARNER PUMP & SUPPLY INC | 683.67 | 0.000539020 | 0.37 |
| EMISSIONS CONTROL EQUIPMENT MAINTENANCE | VAPROX LLC | 1,360.02 | 0.000539020 | 0.73 |
| EMISSIONS CONTROL EQUIPMENT MAINTENANCE | AUTOMATED WELLHEAD COM | 600.77 | 0.000539020 | 0.32 |
| EMISSIONS CONTROL EQUIPMENT MAINTENANCE | SCIENTIFIC AVIATION, INC | 119.10 | 0.000539020 | 0.06 |
| EMISSIONS CONTROL EQUIPMENT MAINTENANCE | SCIENTIFIC AVIATION, INC | 122.38 | 0.000539020 | 0.07 |
| FUEL/ POWER / ELECTRICAL | XCEL ENERGY | 1,520.21 | 0.000539020 | 0.82 |
| FUEL/ POWER / ELECTRICAL | PILOT THOMAS LOGISTICS LL | 163.73 | 0.000539020 | 0.09 |
| GATHERING/TREATING/DEHYDRATION | T&J VALVE | 1,608.57 | 0.000539020 | 0.87 |
| GATHERING/TREATING/DEHYDRATION | MEWBOURNE OIL COMPANY-I | 200.00 | 0.000539020 | 0.11 |
| GATHERING/TREATING/DEHYDRATION | LEGACY SAFETY AND CONSU | 125.29 | 0.000539020 | 0.07 |
| LEASE & FACILITY | MEWBOURNE OIL COMPANY | 850.00 | 0.000539020 | 0.46 |
| LEASE & FACILITY MAINTENANCE | T&J VALVE | 603.88 | 0.000539020 | 0.33 |
| LEASE & FACILITY MAINTENANCE | GARNER PUMP & SUPPLY INC | 105.23 | 0.000539020 | 0.05 |
| LEASE & FACILITY MAINTENANCE | TURNCO ENTERPRISES LLC | 237.50 | 0.000539020 | 0.13 |
| LEASE & FACILITY MAINTENANCE | H-M TRUCKING LLC | 137.56 | 0.000539020 | 0.07 |
| LEASE & FACILITY MAINTENANCE | H-M TRUCKING LLC | 137.56 | 0.000539020 | 0.07 |
| MISCELLANEOUS EQUIPMENT RENTAL | MEWBOURNE OIL COMPANY | 174.72 | 0.000539020 | 0.09 |
| OVERHEAD-FIXED RATE | MEWBOURNE OIL COMPANY | 889.09 | 0.000539020 | 0.48 |
| PUMPING | MEWBOURNE OIL COMPANY | 900.00 | 0.000539020 | 0.49 |
| PUMPING | MEWBOURNE OIL COMPANY | 900.00 | 0.000539020 | 0.49 |
| RENTAL SERVICES | TOTAL OPERATIONS & PRODL | 4,874.08 | 0.000539020 | 2.63 |
| RENTAL SERVICES | TOTAL OPERATIONS & PRODL | 4,874.08 | 0.000539020 | 2.63 |
| SALT WATER DISPOSAL | OWL SWD OPERATING LLC | 10,673.04 | 0.000539020 | 5.75 |
| SALT WATER DISPOSAL | NGL WATER SOLUTIONS PERM | 21,846.40 | 0.000539020 | 11.78 |
| SALT WATER DISPOSAL | NGL WATER SOLUTIONS PERM | 10,743.99 | 0.000539020 | 5.79 |
| SALT WATER DISPOSAL | LIMESTONE BASIN PROPERTI | 677.14 | 0.000539020 | 0.36 |
| Total Lease Operating Expense Cost | | 68,228.82 | | 36.79 |
| 72310000-30 SUBTOTAL | | 68,228.82 | | 36.79 |
| PROPERTY 72310000 TOTAL | | 88,499.07 | | 47.72 |

12-21-2021

4651780000000880:00,8,8

MEWBOURNE OIL COMPANY
P O BOX 7698
TYLER, TX 75711-7698



RECEIVED

BY: AS
DATE: 1/10/2022

*8



SIANA OIL & GAS CO, LLC
TOM M RAGSDALE
P O BOX 2246
CONROE, TX 77305

4

880

New invoice on interest
1/31/2022
Revenue & how much

202111-04811
12-212021

PI

E - 570

Loe 4033.04

05

-50

4814.60

MEWBOURNE OIL COMPANY
P O BOX 7698
TYLER, TX 75711-7698



*11



SIANA OIL & GAS CO, LLC
TOM M RAGSDALE
P O BOX 2246
CONROE, TX 77305

0

1656

Exhibit F
Siana Oil and Gas, LLC
NMOCD Case No. 22378
July 7, 2022

MEWBOURNE OIL COMPANY

MEWBOURNE OIL COMPANY

P O BOX 7698

TYLER, TX 75711-7698

SIANA OIL & GAS CO, LLC
TOM M RAGSDALE
P O BOX 2246
CONROE, TX 77305

INVOICE NO.: 202201-01870

INVOICE DATE: 1-31-2022

OWNER: 035904-1

BILLING FOR: January 2022

BALANCE FORWARD

72,226.67

CURRENT PERIOD ADJUSTMENT

AMOUNT

NETTING FROM REVENUE

INVOICE #: 202112-07332 INVOICE DATE: 01/12/2022

-24,910.52

INVOICE #: IM00000316 INVOICE DATE: 01/12/2022

-47,316.15

TOTAL CURRENT PERIOD ADJUSTMENT

-72,226.67

CURRENT CHARGES

GROSS

INTEREST

NET

| | | | | |
|---|----------|------------|--------------|-----------|
| 62390000 - PRONGHORN 15 B3BO FED COM 1H | TIER: 30 | 24,560.20 | 0.0683747500 | 1,679.30 |
| 62391000 - PRONGHORN 15 B3CN FED COM 1H | TIER: 30 | 27,110.01 | 0.0683747500 | 1,853.64 |
| 62392000 - PRONGHORN 15 B3DM FED COM 1H | TIER: 30 | 21,401.39 | 0.0683747500 | 1,463.33 |
| 62774000 - IBEX 10 B3MD FED COM 1H | TIER: 30 | 24,821.66 | 0.0527536400 | 1,309.43 |
| 62775000 - IBEX 10 B3NC FED COM 1H | TIER: 30 | 24,344.39 | 0.0527536400 | 1,284.25 |
| 62776000 - IBEX 10 B3OB FED COM 1H | TIER: 30 | 21,373.39 | 0.0322507100 | 689.30 |
| 62906000 - GAZELLE 22 B2MD FED COM 2H | TIER: 30 | 21,926.96 | 0.1969919400 | 4,319.46 |
| 62915000 - CREEDENCE 21/16 W0ED ST COM 2H | TIER: 30 | 39,605.89 | 0.0063636200 | 252.05 |
| 62916000 - CREEDENCE 21/16 W1ED ST COM 1H | TIER: 30 | 59,605.41 | 0.0063636200 | 379.32 |
| 62948000 - INLAND 26/23 B2PI STATE COM 1H | TIER: 10 | 2,350.00 | 0.1000000000 | 235.00 |
| 62948000 - INLAND 26/23 B2PI STATE COM 1H | TIER: 30 | 52,796.02 | 0.1000000000 | 5,279.61 |
| 62958000 - GAZELLE 22 B3MD FED COM 1H | TIER: 30 | 26,087.60 | 0.1969919400 | 5,139.05 |
| 72076000 - INLAND 26/23 B2OJ STATE COM 1H | TIER: 10 | 2,350.00 | 0.1000000000 | 235.00 |
| 72076000 - INLAND 26/23 B2OJ STATE COM 1H | TIER: 30 | 39,497.04 | 0.1000000000 | 3,949.72 |
| 72185000 - CREEDENCE 21/16 W0FC ST COM 4H | TIER: 30 | 61,196.88 | 0.0063636200 | 389.46 |
| 72186000 - CREEDENCE 21/16 W1FC ST COM 3H | TIER: 30 | 41,324.08 | 0.0063636200 | 262.98 |
| 72310000 - IBEX 15/10 B1PA FED COM 2H | TIER: 30 | 55,629.61 | 0.0005390200 | 29.99 |
| TOTAL CURRENT CHARGES | | 545,980.53 | | 28,750.89 |

APPLIED ADVANCES

72185000 - CREEDENCE 21/16 W0FC ST COM 4H

-389.46

72186000 - CREEDENCE 21/16 W1FC ST COM 3H

-262.98

APPLIED ADVANCES TOTAL

-652.44

INVOICE TOTAL

28,098.45

OUTSTANDING BALANCE

28,098.45

02-01-2022

SIANA OIL & GAS CO, LLC
TOM M RAGSDALE
P O BOX 2246
CONROE, TX 77305

INVOICE NO.: 202201-01870
INVOICE DATE: 1-31-2022
OWNER: 035904-1
BILLING FOR: January 2022

PLEASE INDICATE INVOICE# 202201-01870
AND ACCOUNT# 035904-1
ON REMITTANCE
PAYMENT DUE 15 DAYS AFTER RECEIPT OF INVOICE PAYABLE IN US DOLLARS

FOR INQUIRIES, PLEASE CONTACT (903) 561-2900

Netted Owner

02-01-2022

SIANA OIL & GAS CO, LLC
TOM M RAGSDALE
P O BOX 2246
CONROE, TX 77305

INVOICE NO.: 202201-01870
INVOICE DATE: 1-31-2022
OWNER: 035904-1
BILLING FOR: January 2022



| REFERENCE/DESCRIPTION OF CHARGES | GROSS CHARGES | WORKING INTEREST | NET CHARGE | |
|---|-----------------------------|------------------|-------------|--------|
| PROPERTY: 62390000 62390000-30 PRONGHORN 15 B3BO FED COM 1H | | | | |
| Lease Operating Expense | | | | |
| AUTOMATION MAINTENANCE | AMERICAN MILLENNIUM COR | 25.70 | 0.068374750 | 1.76 |
| AUTOMATION MAINTENANCE | TANKLOGIX LLC | 15.35 | 0.068374750 | 1.04 |
| AUTOMATION MAINTENANCE | TANKLOGIX LLC | 20.17 | 0.068374750 | 1.38 |
| AUTOMATION MAINTENANCE | TANKLOGIX LLC | 1,319.20 | 0.068374750 | 90.20 |
| CHEMICALS-WATER TREATING | CRAIN HOT OIL SERVICE LLC | 303.56 | 0.068374750 | 20.75 |
| CHEMICALS-WATER TREATING | CRAIN HOT OIL SERVICE LLC | 185.51 | 0.068374750 | 12.68 |
| CHEMICALS-WATER TREATING | JACAM CATALYST LLC | 493.21 | 0.068374750 | 33.72 |
| CHEMICALS-WATER TREATING | JACAM CATALYST LLC | 804.23 | 0.068374750 | 54.99 |
| CHEMICALS-WATER TREATING | JACAM CATALYST LLC | 493.21 | 0.068374750 | 33.72 |
| CHEMICALS-WATER TREATING | ENVIROKLEAN PRODUCT DEV | 852.71 | 0.068374750 | 58.30 |
| EMISSIONS CONTROL EQUIPMENT MAINTENANCE | GARNER PUMP & SUPPLY INC | 8.12 | 0.068374750 | 0.56 |
| EMISSIONS CONTROL EQUIPMENT MAINTENANCE | GARNER PUMP & SUPPLY INC | 4.75 | 0.068374750 | 0.33 |
| EMISSIONS CONTROL EQUIPMENT MAINTENANCE | GARNER PUMP & SUPPLY INC | 1,138.70 | 0.068374750 | 77.86 |
| EMISSIONS CONTROL EQUIPMENT MAINTENANCE | GARNER PUMP & SUPPLY INC | 128.62 | 0.068374750 | 8.79 |
| EMISSIONS CONTROL EQUIPMENT MAINTENANCE | GARNER PUMP & SUPPLY INC | 40.76 | 0.068374750 | 2.79 |
| EMISSIONS CONTROL EQUIPMENT MAINTENANCE | G&A FABRICATION LLC | 199.33 | 0.068374750 | 13.63 |
| EMISSIONS CONTROL EQUIPMENT MAINTENANCE | G&A FABRICATION LLC | 398.63 | 0.068374750 | 27.26 |
| EMISSIONS CONTROL EQUIPMENT MAINTENANCE | Q2 ARTIFICIAL LIFT SERVICES | 23.50 | 0.068374750 | 1.61 |
| EMISSIONS CONTROL EQUIPMENT MAINTENANCE | Q2 ARTIFICIAL LIFT SERVICES | 22.57 | 0.068374750 | 1.54 |
| FUEL/ POWER / ELECTRICAL | XCEL ENERGY | 3,168.45 | 0.068374750 | 216.64 |
| LEASE & FACILITY | MEWBOURNE OIL COMPANY | 850.00 | 0.068374750 | 58.12 |
| LEASE & FACILITY | MEWBOURNE OIL COMPANY | 425.00 | 0.068374750 | 29.06 |
| LEASE & FACILITY | MEWBOURNE OIL COMPANY | 212.50 | 0.068374750 | 14.53 |
| LEASE & FACILITY MAINTENANCE | GARNER PUMP & SUPPLY INC | 42.56 | 0.068374750 | 2.91 |
| LEASE & FACILITY MAINTENANCE | TURNCO ENTERPRISES LLC | 11.25 | 0.068374750 | 0.77 |
| LEASE & FACILITY MAINTENANCE | TURNCO ENTERPRISES LLC | 11.25 | 0.068374750 | 0.77 |
| LEASE & FACILITY MAINTENANCE | TURNCO ENTERPRISES LLC | 18.75 | 0.068374750 | 1.28 |
| LEASE & FACILITY MAINTENANCE | INGRAM PROFESSIONAL SERV | 17.32 | 0.068374750 | 1.19 |
| LEASE & FACILITY MAINTENANCE | INGRAM PROFESSIONAL SERV | 29.14 | 0.068374750 | 1.99 |
| LEASE & FACILITY MAINTENANCE | Q2 ARTIFICIAL LIFT SERVICES | 1,080.55 | 0.068374750 | 73.88 |
| LEASE & FACILITY MAINTENANCE | DIVINE WIRELINE SOLUTIONS | 284.12 | 0.068374750 | 19.43 |
| LEASE & FACILITY MAINTENANCE | DIVINE WIRELINE SOLUTIONS | 2.12 | 0.068374750 | 0.15 |
| LEASE & FACILITY MAINTENANCE | DIVINE WIRELINE SOLUTIONS | 3.59 | 0.068374750 | 0.25 |
| MISCELLANEOUS EQUIPMENT RENTAL | MEWBOURNE OIL COMPANY | 190.13 | 0.068374750 | 13.00 |
| OVERHEAD-FIXED RATE | MEWBOURNE OIL COMPANY | 864.00 | 0.068374750 | 59.08 |
| PRIME MOVER / PUMP MAINTENANCE | HR COMPRESSION & SERVICE | 40.44 | 0.068374750 | 2.76 |
| PRIME MOVER / PUMP MAINTENANCE | HR COMPRESSION & SERVICE | 218.66 | 0.068374750 | 14.95 |
| PRIME MOVER / PUMP MAINTENANCE | WILDCAT PUMP & ENGINE RE | 46.30 | 0.068374750 | 3.16 |
| PUMPING | MEWBOURNE OIL COMPANY | 900.00 | 0.068374750 | 61.54 |
| PUMPING | MEWBOURNE OIL COMPANY | 450.00 | 0.068374750 | 30.77 |

02-01-2022

MEWBOURNE OIL COMPANY

SIANA OIL & GAS CO, LLC
TOM M RAGSDALE
P O BOX 2246
CONROE, TX 77305

INVOICE NO.: 202201-01870
INVOICE DATE: 1-31-2022
OWNER: 035904-1
BILLING FOR: January 2022

| REFERENCE/DESCRIPTION OF CHARGES | | GROSS CHARGES | WORKING INTEREST | NET CHARGE |
|------------------------------------|---------------------------|---------------|------------------|------------|
| RENTAL SERVICES | TOTAL OPERATIONS & PRODU | 5,086.00 | 0.068374750 | 347.75 |
| SALT WATER DISPOSAL | OWL SWD OPERATING LLC | 2,082.12 | 0.068374750 | 142.37 |
| SALT WATER DISPOSAL | NGL WATER SOLUTIONS PERM | 1,571.02 | 0.068374750 | 107.42 |
| SALT WATER DISPOSAL | LIMESTONE BASIN PROPERTIE | 132.11 | 0.068374750 | 9.03 |
| SITE RESTORATION & EXCAVATION | R360 ENVIRONMENTAL SOLU1 | 344.99 | 0.068374750 | 23.59 |
| Total Lease Operating Expense Cost | | 24,560.20 | | 1,679.30 |
| 62390000-30 SUBTOTAL | | 24,560.20 | 1,679.30 | |
| PROPERTY 62390000 TOTAL | | 24,560.20 | 1,679.30 | |

PROPERTY: 62391000 62391000-30 PRONGHORN 15 B3CN FED COM 1H

Lease Operating Expense

| | | | | |
|---|-----------------------------|----------|-------------|-------|
| AUTOMATION MAINTENANCE | TANKLOGIX LLC | 15.35 | 0.068374750 | 1.06 |
| AUTOMATION MAINTENANCE | TANKLOGIX LLC | 20.17 | 0.068374750 | 1.38 |
| CHEMICALS-WATER TREATING | CRAIN HOT OIL SERVICE LLC | 303.55 | 0.068374750 | 20.76 |
| CHEMICALS-WATER TREATING | CRAIN HOT OIL SERVICE LLC | 185.51 | 0.068374750 | 12.68 |
| CHEMICALS-WATER TREATING | JACAM CATALYST LLC | 268.08 | 0.068374750 | 18.33 |
| CHEMICALS-WATER TREATING | JACAM CATALYST LLC | 493.21 | 0.068374750 | 33.72 |
| CHEMICALS-WATER TREATING | JACAM CATALYST LLC | 986.42 | 0.068374750 | 67.45 |
| CHEMICALS-WATER TREATING | ENVIROKLEAN PRODUCT DEV | 201.43 | 0.068374750 | 13.77 |
| EMISSIONS CONTROL EQUIPMENT MAINTENANCE | MAN WELDING SERVICE | 254.78 | 0.068374750 | 17.42 |
| EMISSIONS CONTROL EQUIPMENT MAINTENANCE | GARNER PUMP & SUPPLY INC | 8.12 | 0.068374750 | 0.56 |
| EMISSIONS CONTROL EQUIPMENT MAINTENANCE | GARNER PUMP & SUPPLY INC | 4.75 | 0.068374750 | 0.33 |
| EMISSIONS CONTROL EQUIPMENT MAINTENANCE | GARNER PUMP & SUPPLY INC | 1,138.68 | 0.068374750 | 77.85 |
| EMISSIONS CONTROL EQUIPMENT MAINTENANCE | G&A FABRICATION LLC | 199.30 | 0.068374750 | 13.63 |
| EMISSIONS CONTROL EQUIPMENT MAINTENANCE | Q2 ARTIFICIAL LIFT SERVICES | 23.50 | 0.068374750 | 1.61 |
| EMISSIONS CONTROL EQUIPMENT MAINTENANCE | Q2 ARTIFICIAL LIFT SERVICES | 22.55 | 0.068374750 | 1.54 |
| FUEL/ POWER / ELECTRICAL | XCEL ENERGY | 410.96 | 0.068374750 | 28.10 |
| LEASE & FACILITY MAINTENANCE | GARNER PUMP & SUPPLY INC | 116.69 | 0.068374750 | 7.98 |
| LEASE & FACILITY MAINTENANCE | GARNER PUMP & SUPPLY INC | 74.02 | 0.068374750 | 5.06 |
| LEASE & FACILITY MAINTENANCE | GARNER PUMP & SUPPLY INC | 42.54 | 0.068374750 | 2.91 |
| LEASE & FACILITY MAINTENANCE | GARNER PUMP & SUPPLY INC | 183.76 | 0.068374750 | 12.56 |
| LEASE & FACILITY MAINTENANCE | TURNCO ENTERPRISES LLC | 11.25 | 0.068374750 | 0.77 |
| LEASE & FACILITY MAINTENANCE | TURNCO ENTERPRISES LLC | 11.25 | 0.068374750 | 0.77 |
| LEASE & FACILITY MAINTENANCE | TURNCO ENTERPRISES LLC | 18.75 | 0.068374750 | 1.28 |
| LEASE & FACILITY MAINTENANCE | TURNCO ENTERPRISES LLC | 210.00 | 0.068374750 | 14.36 |
| LEASE & FACILITY MAINTENANCE | INGRAM PROFESSIONAL SERVICE | 17.36 | 0.068374750 | 1.19 |
| LEASE & FACILITY MAINTENANCE | INGRAM PROFESSIONAL SERVICE | 411.46 | 0.068374750 | 28.13 |
| LEASE & FACILITY MAINTENANCE | INGRAM PROFESSIONAL SERVICE | 9.22 | 0.068374750 | 0.63 |
| LEASE & FACILITY MAINTENANCE | Q2 ARTIFICIAL LIFT SERVICES | 1,146.11 | 0.068374750 | 78.36 |
| LEASE & FACILITY MAINTENANCE | DIVINE WIRELINE SOLUTIONS | 284.12 | 0.068374750 | 19.43 |
| LEASE & FACILITY MAINTENANCE | DIVINE WIRELINE SOLUTIONS | 2.12 | 0.068374750 | 0.15 |
| LEASE & FACILITY MAINTENANCE | DIVINE WIRELINE SOLUTIONS | 1.13 | 0.068374750 | 0.08 |

02-01-2022

MEWBOURNE OIL COMPANY

SIANA OIL & GAS CO, LLC
TOM M RAGSDALE
P O BOX 2246
CONROE, TX 77305

INVOICE NO.: 202201-01870
INVOICE DATE: 1-31-2022
OWNER: 035904-1
BILLING FOR: January 2022

| REFERENCE/DESCRIPTION OF CHARGES | | GROSS CHARGES | WORKING INTEREST | NET CHARGE |
|------------------------------------|---------------------------|---------------|------------------|------------|
| MISCELLANEOUS EQUIPMENT RENTAL | MEWBOURNE OIL COMPANY | 190.13 | 0.068374750 | 13.00 |
| OVERHEAD-FIXED RATE | MEWBOURNE OIL COMPANY | 864.00 | 0.068374750 | 59.08 |
| PRIME MOVER / PUMP MAINTENANCE | HR COMPRESSION & SERVICE | 13.49 | 0.068374750 | 0.92 |
| PRIME MOVER / PUMP MAINTENANCE | HR COMPRESSION & SERVICE | 72.89 | 0.068374750 | 4.99 |
| PRIME MOVER / PUMP MAINTENANCE | WILDCAT PUMP & ENGINE RE | 15.43 | 0.068374750 | 1.05 |
| PUMPING | MEWBOURNE OIL COMPANY | 900.00 | 0.068374750 | 61.54 |
| PUMPING | MEWBOURNE OIL COMPANY | 225.00 | 0.068374750 | 15.38 |
| RENTAL SERVICES | KODIAK GAS SERVICES LLC | 6,012.51 | 0.068374750 | 411.10 |
| RENTAL SERVICES | KODIAK GAS SERVICES LLC | 870.37 | 0.068374750 | 59.51 |
| RENTAL SERVICES | KODIAK GAS SERVICES LLC | 6,882.88 | 0.068374750 | 470.61 |
| RIGHT-OF-WAYS & EASEMENTS | LIMESTONE BASIN PROPERTIE | 1,500.00 | 0.068374750 | 102.56 |
| SALT WATER DISPOSAL | OWL SWD OPERATING LLC | 1,353.93 | 0.068374750 | 92.57 |
| SALT WATER DISPOSAL | NGL WATER SOLUTIONS PERM | 1,047.35 | 0.068374750 | 71.61 |
| SALT WATER DISPOSAL | LIMESTONE BASIN PROPERTIE | 85.89 | 0.068374750 | 5.87 |
| Total Lease Operating Expense Cost | | 27,110.01 | | 1,853.64 |
| 62391000-30 SUBTOTAL | | 27,110.01 | | 1,853.64 |
| PROPERTY 62391000 TOTAL | | 27,110.01 | | 1,853.64 |

PROPERTY: 62392000 62392000-30 PRONGHORN 15 B3DM FED COM 1H

Lease Operating Expense

| | | | | |
|---|-----------------------------|----------|-------------|--------|
| AUTOMATION MAINTENANCE | TANKLOGIX LLC | 15.35 | 0.068374750 | 1.05 |
| AUTOMATION MAINTENANCE | TANKLOGIX LLC | 20.17 | 0.068374750 | 1.38 |
| CHEMICALS-WATER TREATING | CRAIN HOT OIL SERVICE LLC | 303.56 | 0.068374750 | 20.76 |
| CHEMICALS-WATER TREATING | CRAIN HOT OIL SERVICE LLC | 185.52 | 0.068374750 | 12.68 |
| CHEMICALS-WATER TREATING | JACAM CATALYST LLC | 268.08 | 0.068374750 | 18.33 |
| CHEMICALS-WATER TREATING | JACAM CATALYST LLC | 493.21 | 0.068374750 | 33.72 |
| CHEMICALS-WATER TREATING | JACAM CATALYST LLC | 493.21 | 0.068374750 | 33.72 |
| CHEMICALS-WATER TREATING | ENVIROKLEAN PRODUCT DEV | 208.15 | 0.068374750 | 14.23 |
| EMISSIONS CONTROL EQUIPMENT MAINTENANCE | MAN WELDING SERVICE | 254.79 | 0.068374750 | 17.42 |
| EMISSIONS CONTROL EQUIPMENT MAINTENANCE | GARNER PUMP & SUPPLY INC | 8.13 | 0.068374750 | 0.56 |
| EMISSIONS CONTROL EQUIPMENT MAINTENANCE | GARNER PUMP & SUPPLY INC | 4.77 | 0.068374750 | 0.33 |
| EMISSIONS CONTROL EQUIPMENT MAINTENANCE | GARNER PUMP & SUPPLY INC | 1,138.70 | 0.068374750 | 77.85 |
| EMISSIONS CONTROL EQUIPMENT MAINTENANCE | GARNER PUMP & SUPPLY INC | 128.61 | 0.068374750 | 8.80 |
| EMISSIONS CONTROL EQUIPMENT MAINTENANCE | GARNER PUMP & SUPPLY INC | 40.75 | 0.068374750 | 2.79 |
| EMISSIONS CONTROL EQUIPMENT MAINTENANCE | G&A FABRICATION LLC | 199.33 | 0.068374750 | 13.63 |
| EMISSIONS CONTROL EQUIPMENT MAINTENANCE | Q2 ARTIFICIAL LIFT SERVICES | 23.63 | 0.068374750 | 1.62 |
| EMISSIONS CONTROL EQUIPMENT MAINTENANCE | Q2 ARTIFICIAL LIFT SERVICES | 22.74 | 0.068374750 | 1.55 |
| FUEL/ POWER / ELECTRICAL | XCEL ENERGY | 3,144.13 | 0.068374750 | 214.98 |
| LEASE & FACILITY MAINTENANCE | GARNER PUMP & SUPPLY INC | 116.70 | 0.068374750 | 7.98 |
| LEASE & FACILITY MAINTENANCE | GARNER PUMP & SUPPLY INC | 74.03 | 0.068374750 | 5.07 |
| LEASE & FACILITY MAINTENANCE | GARNER PUMP & SUPPLY INC | 42.56 | 0.068374750 | 2.91 |
| LEASE & FACILITY MAINTENANCE | GARNER PUMP & SUPPLY INC | 183.77 | 0.068374750 | 12.56 |

02-01-2022

MEWBOURNE OIL COMPANY

SIANA OIL & GAS CO, LLC
TOM M RAGSDALE
P O BOX 2246
CONROE, TX 77305

INVOICE NO.: 202201-01870

INVOICE DATE: 1-31-2022

OWNER: 035904-1

BILLING FOR: January 2022

| REFERENCE/DESCRIPTION OF CHARGES | | GROSS CHARGES | WORKING INTEREST | NET CHARGE |
|------------------------------------|-----------------------------|------------------|---------------------|---------------|
| LEASE & FACILITY MAINTENANCE | TURNCO ENTERPRISES LLC | 11.25 | 0.068374750 | 0.77 |
| LEASE & FACILITY MAINTENANCE | TURNCO ENTERPRISES LLC | 11.25 | 0.068374750 | 0.77 |
| LEASE & FACILITY MAINTENANCE | TURNCO ENTERPRISES LLC | 18.75 | 0.068374750 | 1.28 |
| LEASE & FACILITY MAINTENANCE | TURNCO ENTERPRISES LLC | 210.00 | 0.068374750 | 14.36 |
| LEASE & FACILITY MAINTENANCE | INGRAM PROFESSIONAL SERV | 17.33 | 0.068374750 | 1.19 |
| LEASE & FACILITY MAINTENANCE | INGRAM PROFESSIONAL SERV | 411.47 | 0.068374750 | 28.13 |
| LEASE & FACILITY MAINTENANCE | INGRAM PROFESSIONAL SERV | 9.22 | 0.068374750 | 0.63 |
| LEASE & FACILITY MAINTENANCE | H-M TRUCKING LLC | 229.28 | 0.068374750 | 15.68 |
| LEASE & FACILITY MAINTENANCE | Q2 ARTIFICIAL LIFT SERVICES | 1,146.11 | 0.068374750 | 78.37 |
| LEASE & FACILITY MAINTENANCE | DIVINE WIRELINE SOLUTIONS | 284.12 | 0.068374750 | 19.43 |
| LEASE & FACILITY MAINTENANCE | DIVINE WIRELINE SOLUTIONS | 2.12 | 0.068374750 | 0.15 |
| LEASE & FACILITY MAINTENANCE | DIVINE WIRELINE SOLUTIONS | 1.13 | 0.068374750 | 0.08 |
| MISCELLANEOUS EQUIPMENT RENTAL | MEWBOURNE OIL COMPANY | 190.13 | 0.068374750 | 13.00 |
| OVERHEAD-FIXED RATE | MEWBOURNE OIL COMPANY | 864.03 | 0.068374750 | 59.08 |
| PRIME MOVER / PUMP MAINTENANCE | HR COMPRESSION & SERVICE | 13.48 | 0.068374750 | 0.92 |
| PRIME MOVER / PUMP MAINTENANCE | HR COMPRESSION & SERVICE | 72.88 | 0.068374750 | 4.98 |
| PRIME MOVER / PUMP MAINTENANCE | WILDCAT PUMP & ENGINE REI | 15.43 | 0.068374750 | 1.06 |
| PUMPING | MEWBOURNE OIL COMPANY | 900.00 | 0.068374750 | 61.53 |
| PUMPING | MEWBOURNE OIL COMPANY | 225.00 | 0.068374750 | 15.38 |
| RENTAL SERVICES | TOTAL OPERATIONS & PRODU | 5,086.00 | 0.068374750 | 347.75 |
| RIGHT-OF-WAYS & EASEMENTS | LIMESTONE BASIN PROPERTIE | 1,500.00 | 0.068374750 | 102.56 |
| SALT WATER DISPOSAL | OWL SWD OPERATING LLC | 1,536.77 | 0.068374750 | 105.08 |
| SALT WATER DISPOSAL | NGL WATER SOLUTIONS PERM | 1,178.27 | 0.068374750 | 80.57 |
| SALT WATER DISPOSAL | LIMESTONE BASIN PROPERTIE | 97.48 | 0.068374750 | 6.66 |
| Total Lease Operating Expense Cost | | 21,401.39 | | 1,463.33 |

62392000-30 SUBTOTAL

21,401.39

1,463.33

PROPERTY 62392000 TOTAL

21,401.39

1,463.33

PROPERTY: 62774000 62774000-30 IBEX 10 B3MD FED COM 1H

Lease Operating Expense

| | | | | |
|---|---------------------------|----------|-------------|-------|
| AUTOMATION MAINTENANCE | AMERICAN MILLENNIUM COR | 25.70 | 0.052753640 | 1.36 |
| AUTOMATION MAINTENANCE | TANKLOGIX LLC | 15.35 | 0.052753640 | 0.81 |
| AUTOMATION MAINTENANCE | TANKLOGIX LLC | 20.17 | 0.052753640 | 1.07 |
| AUTOMATION MAINTENANCE | TANKLOGIX LLC | 1,319.20 | 0.052753640 | 69.59 |
| CHEMICALS-OIL TREATING | PRO-KEM INC | 15.00 | 0.052753640 | 0.79 |
| CHEMICALS-WATER TREATING | CRAIN HOT OIL SERVICE LLC | 303.54 | 0.052753640 | 16.01 |
| CHEMICALS-WATER TREATING | CRAIN HOT OIL SERVICE LLC | 185.49 | 0.052753640 | 9.79 |
| CHEMICALS-WATER TREATING | JACAM CATALYST LLC | 536.15 | 0.052753640 | 28.28 |
| CHEMICALS-WATER TREATING | JACAM CATALYST LLC | 493.21 | 0.052753640 | 26.02 |
| CHEMICALS-WATER TREATING | ENVIROKLEAN PRODUCT DEV | 731.85 | 0.052753640 | 38.61 |
| EMISSIONS CONTROL EQUIPMENT MAINTENANCE | MAN WELDING SERVICE | 486.62 | 0.052753640 | 25.67 |
| EMISSIONS CONTROL EQUIPMENT MAINTENANCE | MAN WELDING SERVICE | 254.78 | 0.052753640 | 13.44 |

02-01-2022

MEWBOURNE OIL COMPANY

SIANA OIL & GAS CO, LLC
TOM M RAGSDALE
P O BOX 2246
CONROE, TX 77305

INVOICE NO.: 202201-01870

INVOICE DATE: 1-31-2022

OWNER: 035904-1

BILLING FOR: January 2022



| REFERENCE/DESCRIPTION OF CHARGES | | GROSS CHARGES | WORKING INTEREST | NET CHARGE |
|---|-----------------------------|---------------|------------------|------------|
| EMISSIONS CONTROL EQUIPMENT MAINTENANCE | GARNER PUMP & SUPPLY INC | 8.13 | 0.052753640 | 0.43 |
| EMISSIONS CONTROL EQUIPMENT MAINTENANCE | GARNER PUMP & SUPPLY INC | 443.60 | 0.052753640 | 23.40 |
| EMISSIONS CONTROL EQUIPMENT MAINTENANCE | GARNER PUMP & SUPPLY INC | 4.75 | 0.052753640 | 0.25 |
| EMISSIONS CONTROL EQUIPMENT MAINTENANCE | GARNER PUMP & SUPPLY INC | 125.12 | 0.052753640 | 6.60 |
| EMISSIONS CONTROL EQUIPMENT MAINTENANCE | GARNER PUMP & SUPPLY INC | 1,138.68 | 0.052753640 | 60.07 |
| EMISSIONS CONTROL EQUIPMENT MAINTENANCE | G&A FABRICATION LLC | 250.80 | 0.052753640 | 13.23 |
| EMISSIONS CONTROL EQUIPMENT MAINTENANCE | G&A FABRICATION LLC | 538.39 | 0.052753640 | 28.40 |
| EMISSIONS CONTROL EQUIPMENT MAINTENANCE | G&A FABRICATION LLC | 973.08 | 0.052753640 | 51.33 |
| EMISSIONS CONTROL EQUIPMENT MAINTENANCE | Q2 ARTIFICIAL LIFT SERVICES | 358.77 | 0.052753640 | 18.93 |
| EMISSIONS CONTROL EQUIPMENT MAINTENANCE | Q2 ARTIFICIAL LIFT SERVICES | 23.54 | 0.052753640 | 1.24 |
| EMISSIONS CONTROL EQUIPMENT MAINTENANCE | Q2 ARTIFICIAL LIFT SERVICES | 22.61 | 0.052753640 | 1.19 |
| FUEL/ POWER / ELECTRICAL | XCEL ENERGY | 713.32 | 0.052753640 | 37.63 |
| LEASE & FACILITY | MEWBOURNE OIL COMPANY | 425.00 | 0.052753640 | 22.42 |
| LEASE & FACILITY MAINTENANCE | GARNER PUMP & SUPPLY INC | 42.54 | 0.052753640 | 2.25 |
| LEASE & FACILITY MAINTENANCE | TURNCO ENTERPRISES LLC | 11.25 | 0.052753640 | 0.59 |
| LEASE & FACILITY MAINTENANCE | TURNCO ENTERPRISES LLC | 11.25 | 0.052753640 | 0.59 |
| LEASE & FACILITY MAINTENANCE | TURNCO ENTERPRISES LLC | 18.75 | 0.052753640 | 0.99 |
| LEASE & FACILITY MAINTENANCE | TURNCO ENTERPRISES LLC | 105.00 | 0.052753640 | 5.54 |
| LEASE & FACILITY MAINTENANCE | INGRAM PROFESSIONAL SERV | 17.36 | 0.052753640 | 0.92 |
| LEASE & FACILITY MAINTENANCE | INGRAM PROFESSIONAL SERV | 17.00 | 0.052753640 | 0.90 |
| LEASE & FACILITY MAINTENANCE | DIVINE WIRELINE SOLUTIONS | 269.17 | 0.052753640 | 14.20 |
| LEASE & FACILITY MAINTENANCE | DIVINE WIRELINE SOLUTIONS | 2.12 | 0.052753640 | 0.11 |
| LEASE & FACILITY MAINTENANCE | DIVINE WIRELINE SOLUTIONS | 2.09 | 0.052753640 | 0.11 |
| MISCELLANEOUS EQUIPMENT RENTAL | MEWBOURNE OIL COMPANY | 190.13 | 0.052753640 | 10.03 |
| OVERHEAD-FIXED RATE | MEWBOURNE OIL COMPANY | 889.09 | 0.052753640 | 46.90 |
| PRIME MOVER / PUMP MAINTENANCE | HR COMPRESSION & SERVICE | 677.81 | 0.052753640 | 35.76 |
| PRIME MOVER / PUMP MAINTENANCE | HR COMPRESSION & SERVICE | 26.96 | 0.052753640 | 1.42 |
| PRIME MOVER / PUMP MAINTENANCE | HR COMPRESSION & SERVICE | 145.78 | 0.052753640 | 7.69 |
| PRIME MOVER / PUMP MAINTENANCE | WILDCAT PUMP & ENGINE RE | 30.86 | 0.052753640 | 1.63 |
| PUMPING | MEWBOURNE OIL COMPANY | 900.00 | 0.052753640 | 47.48 |
| PUMPING | MEWBOURNE OIL COMPANY | 450.00 | 0.052753640 | 23.74 |
| RENTAL SERVICES | SERVICE COMPRESSION LLC | 4,874.08 | 0.052753640 | 257.12 |
| RIGHT-OF-WAYS & EASEMENTS | LIMESTONE BASIN PROPERTIE | 1,500.00 | 0.052753640 | 79.13 |
| SALT WATER DISPOSAL | OWL SWD OPERATING LLC | 2,884.39 | 0.052753640 | 152.16 |
| SALT WATER DISPOSAL | NGL WATER SOLUTIONS PERM | 2,160.16 | 0.052753640 | 113.96 |
| SALT WATER DISPOSAL | LIMESTONE BASIN PROPERTIE | 183.02 | 0.052753640 | 9.65 |
| Total Lease Operating Expense Cost | | 24,821.66 | | 1,309.43 |
| 62774000-30 SUBTOTAL | | 24,821.66 | 1,309.43 | |
| PROPERTY 62774000 TOTAL | | 24,821.66 | 1,309.43 | |

PROPERTY: 62775000 62775000-30 IBEX 10 B3NC FED COM 1H

Lease Operating Expense

02-01-2022

MEWBOURNE OIL COMPANY

SIANA OIL & GAS CO, LLC
TOM M RAGSDALE
P O BOX 2246
CONROE, TX 77305

INVOICE NO.: 202201-01870
INVOICE DATE: 1-31-2022
OWNER: 035904-1
BILLING FOR: January 2022

| REFERENCE/DESCRIPTION OF CHARGES | | GROSS CHARGES | WORKING INTEREST | NET CHARGE |
|---|-----------------------------|---------------|------------------|------------|
| AUTOMATION MAINTENANCE | AMERICAN MILLENNIUM COR | 25.70 | 0.052753640 | 1.36 |
| AUTOMATION MAINTENANCE | TANKLOGIX LLC | 15.35 | 0.052753640 | 0.81 |
| AUTOMATION MAINTENANCE | TANKLOGIX LLC | 20.17 | 0.052753640 | 1.07 |
| AUTOMATION MAINTENANCE | TANKLOGIX LLC | 1,319.20 | 0.052753640 | 69.59 |
| CHEMICALS-OIL TREATING | PRO-KEM INC | 15.01 | 0.052753640 | 0.79 |
| CHEMICALS-WATER TREATING | CRAIN HOT OIL SERVICE LLC | 303.54 | 0.052753640 | 16.01 |
| CHEMICALS-WATER TREATING | CRAIN HOT OIL SERVICE LLC | 185.49 | 0.052753640 | 9.79 |
| CHEMICALS-WATER TREATING | JACAM CATALYST LLC | 493.21 | 0.052753640 | 26.02 |
| CHEMICALS-WATER TREATING | JACAM CATALYST LLC | 268.08 | 0.052753640 | 14.14 |
| CHEMICALS-WATER TREATING | JACAM CATALYST LLC | 493.21 | 0.052753640 | 26.02 |
| CHEMICALS-WATER TREATING | ENVIROKLEAN PRODUCT DEV | 496.85 | 0.052753640 | 26.21 |
| COMPANY SUPERVISION | MEWBOURNE OIL COMPANY | 1,600.00 | 0.052753640 | 84.41 |
| EMISSIONS CONTROL EQUIPMENT MAINTENANCE | MAN WELDING SERVICE | 486.62 | 0.052753640 | 25.67 |
| EMISSIONS CONTROL EQUIPMENT MAINTENANCE | MAN WELDING SERVICE | 254.79 | 0.052753640 | 13.44 |
| EMISSIONS CONTROL EQUIPMENT MAINTENANCE | GARNER PUMP & SUPPLY INC | 8.13 | 0.052753640 | 0.43 |
| EMISSIONS CONTROL EQUIPMENT MAINTENANCE | GARNER PUMP & SUPPLY INC | 443.62 | 0.052753640 | 23.40 |
| EMISSIONS CONTROL EQUIPMENT MAINTENANCE | GARNER PUMP & SUPPLY INC | 4.76 | 0.052753640 | 0.25 |
| EMISSIONS CONTROL EQUIPMENT MAINTENANCE | GARNER PUMP & SUPPLY INC | 125.12 | 0.052753640 | 6.60 |
| EMISSIONS CONTROL EQUIPMENT MAINTENANCE | GARNER PUMP & SUPPLY INC | 1,138.70 | 0.052753640 | 60.07 |
| EMISSIONS CONTROL EQUIPMENT MAINTENANCE | G&A FABRICATION LLC | 250.81 | 0.052753640 | 13.23 |
| EMISSIONS CONTROL EQUIPMENT MAINTENANCE | G&A FABRICATION LLC | 538.43 | 0.052753640 | 28.40 |
| EMISSIONS CONTROL EQUIPMENT MAINTENANCE | G&A FABRICATION LLC | 973.09 | 0.052753640 | 51.33 |
| EMISSIONS CONTROL EQUIPMENT MAINTENANCE | Q2 ARTIFICIAL LIFT SERVICES | 358.82 | 0.052753640 | 18.93 |
| EMISSIONS CONTROL EQUIPMENT MAINTENANCE | Q2 ARTIFICIAL LIFT SERVICES | 23.59 | 0.052753640 | 1.24 |
| EMISSIONS CONTROL EQUIPMENT MAINTENANCE | Q2 ARTIFICIAL LIFT SERVICES | 22.70 | 0.052753640 | 1.20 |
| FUEL/ POWER / ELECTRICAL | XCEL ENERGY | 446.44 | 0.052753640 | 23.56 |
| LEASE & FACILITY | MEWBOURNE OIL COMPANY | 425.00 | 0.052753640 | 22.42 |
| LEASE & FACILITY MAINTENANCE | GARNER PUMP & SUPPLY INC | 42.56 | 0.052753640 | 2.24 |
| LEASE & FACILITY MAINTENANCE | TURNCO ENTERPRISES LLC | 11.25 | 0.052753640 | 0.59 |
| LEASE & FACILITY MAINTENANCE | TURNCO ENTERPRISES LLC | 11.25 | 0.052753640 | 0.59 |
| LEASE & FACILITY MAINTENANCE | TURNCO ENTERPRISES LLC | 18.75 | 0.052753640 | 0.99 |
| LEASE & FACILITY MAINTENANCE | TURNCO ENTERPRISES LLC | 105.00 | 0.052753640 | 5.54 |
| LEASE & FACILITY MAINTENANCE | INGRAM PROFESSIONAL SERV | 17.36 | 0.052753640 | 0.92 |
| LEASE & FACILITY MAINTENANCE | INGRAM PROFESSIONAL SERV | 15.53 | 0.052753640 | 0.82 |
| LEASE & FACILITY MAINTENANCE | DIVINE WIRELINE SOLUTIONS | 269.17 | 0.052753640 | 14.20 |
| LEASE & FACILITY MAINTENANCE | DIVINE WIRELINE SOLUTIONS | 2.12 | 0.052753640 | 0.11 |
| LEASE & FACILITY MAINTENANCE | DIVINE WIRELINE SOLUTIONS | 1.91 | 0.052753640 | 0.10 |
| MISCELLANEOUS EQUIPMENT RENTAL | MEWBOURNE OIL COMPANY | 190.13 | 0.052753640 | 10.03 |
| OVERHEAD-FIXED RATE | MEWBOURNE OIL COMPANY | 889.09 | 0.052753640 | 46.90 |
| PRIME MOVER / PUMP MAINTENANCE | HR COMPRESSION & SERVICE | 415.44 | 0.052753640 | 21.92 |
| PRIME MOVER / PUMP MAINTENANCE | HR COMPRESSION & SERVICE | 13.49 | 0.052753640 | 0.71 |
| PRIME MOVER / PUMP MAINTENANCE | HR COMPRESSION & SERVICE | 72.89 | 0.052753640 | 3.85 |

02-01-2022

MEWBOURNE OIL COMPANY

SIANA OIL & GAS CO, LLC
TOM M RAGSDALE
P O BOX 2246
CONROE, TX 77305

INVOICE NO.: 202201-01870
INVOICE DATE: 1-31-2022
OWNER: 035904-1
BILLING FOR: January 2022

| REFERENCE/DESCRIPTION OF CHARGES | | GROSS CHARGES | WORKING INTEREST | NET CHARGE |
|------------------------------------|---------------------------|---------------|------------------|------------|
| PRIME MOVER / PUMP MAINTENANCE | WILDCAT PUMP & ENGINE REI | 15.43 | 0.052753640 | 0.81 |
| PUMPING | MEWBOURNE OIL COMPANY | 900.00 | 0.052753640 | 47.48 |
| PUMPING | MEWBOURNE OIL COMPANY | 450.00 | 0.052753640 | 23.74 |
| RENTAL SERVICES | SERVICE COMPRESSION LLC | 4,924.10 | 0.052753640 | 259.76 |
| RIGHT-OF-WAYS & EASEMENTS | LIMESTONE BASIN PROPERTIE | 1,500.00 | 0.052753640 | 79.13 |
| SALT WATER DISPOSAL | OWL SWD OPERATING LLC | 2,041.93 | 0.052753640 | 107.72 |
| SALT WATER DISPOSAL | NGL WATER SOLUTIONS PERM | 1,571.02 | 0.052753640 | 82.88 |
| SALT WATER DISPOSAL | LIMESTONE BASIN PROPERTIE | 129.54 | 0.052753640 | 6.83 |
| Total Lease Operating Expense Cost | | 24,344.39 | | 1,284.25 |

62775000-30 SUBTOTAL

24,344.39

1,284.25

PROPERTY 62775000 TOTAL

24,344.39

1,284.25

PROPERTY: 62776000 62776000-30 IBEX 10 B3OB FED COM 1H

Lease Operating Expense

| | | | | |
|---|-----------------------------|----------|-------------|-------|
| AUTOMATION MAINTENANCE | AMERICAN MILLENNIUM COR | 25.70 | 0.032250710 | 0.83 |
| AUTOMATION MAINTENANCE | TANKLOGIX LLC | 15.35 | 0.032250710 | 0.50 |
| AUTOMATION MAINTENANCE | TANKLOGIX LLC | 20.17 | 0.032250710 | 0.65 |
| AUTOMATION MAINTENANCE | TANKLOGIX LLC | 1,319.20 | 0.032250710 | 42.54 |
| CHEMICALS-WATER TREATING | CRAIN HOT OIL SERVICE LLC | 303.57 | 0.032250710 | 9.79 |
| CHEMICALS-WATER TREATING | CRAIN HOT OIL SERVICE LLC | 185.51 | 0.032250710 | 5.98 |
| CHEMICALS-WATER TREATING | JACAM CATALYST LLC | 1,072.30 | 0.032250710 | 34.58 |
| CHEMICALS-WATER TREATING | JACAM CATALYST LLC | 493.21 | 0.032250710 | 15.91 |
| CHEMICALS-WATER TREATING | JACAM CATALYST LLC | 493.21 | 0.032250710 | 15.91 |
| CHEMICALS-WATER TREATING | ENVIROKLEAN PRODUCT DEV | 604.28 | 0.032250710 | 19.49 |
| EMISSIONS CONTROL EQUIPMENT MAINTENANCE | GARNER PUMP & SUPPLY INC | 8.13 | 0.032250710 | 0.27 |
| EMISSIONS CONTROL EQUIPMENT MAINTENANCE | GARNER PUMP & SUPPLY INC | 4.75 | 0.032250710 | 0.15 |
| EMISSIONS CONTROL EQUIPMENT MAINTENANCE | GARNER PUMP & SUPPLY INC | 1,138.68 | 0.032250710 | 36.72 |
| EMISSIONS CONTROL EQUIPMENT MAINTENANCE | G&A FABRICATION LLC | 653.30 | 0.032250710 | 21.07 |
| EMISSIONS CONTROL EQUIPMENT MAINTENANCE | G&A FABRICATION LLC | 199.30 | 0.032250710 | 6.43 |
| EMISSIONS CONTROL EQUIPMENT MAINTENANCE | G&A FABRICATION LLC | 398.62 | 0.032250710 | 12.86 |
| EMISSIONS CONTROL EQUIPMENT MAINTENANCE | Q2 ARTIFICIAL LIFT SERVICES | 414.87 | 0.032250710 | 13.38 |
| EMISSIONS CONTROL EQUIPMENT MAINTENANCE | Q2 ARTIFICIAL LIFT SERVICES | 23.54 | 0.032250710 | 0.76 |
| EMISSIONS CONTROL EQUIPMENT MAINTENANCE | Q2 ARTIFICIAL LIFT SERVICES | 22.61 | 0.032250710 | 0.73 |
| FUEL/ POWER / ELECTRICAL | XCEL ENERGY | 597.02 | 0.032250710 | 19.25 |
| LEASE & FACILITY MAINTENANCE | GARNER PUMP & SUPPLY INC | 42.54 | 0.032250710 | 1.37 |
| LEASE & FACILITY MAINTENANCE | TURNCO ENTERPRISES LLC | 11.25 | 0.032250710 | 0.36 |
| LEASE & FACILITY MAINTENANCE | TURNCO ENTERPRISES LLC | 11.25 | 0.032250710 | 0.36 |
| LEASE & FACILITY MAINTENANCE | TURNCO ENTERPRISES LLC | 18.75 | 0.032250710 | 0.61 |
| LEASE & FACILITY MAINTENANCE | INGRAM PROFESSIONAL SERV | 17.32 | 0.032250710 | 0.56 |
| LEASE & FACILITY MAINTENANCE | INGRAM PROFESSIONAL SERV | 35.45 | 0.032250710 | 1.14 |
| LEASE & FACILITY MAINTENANCE | H-M TRUCKING LLC | 229.28 | 0.032250710 | 7.39 |
| LEASE & FACILITY MAINTENANCE | DIVINE WIRELINE SOLUTIONS | 284.12 | 0.032250710 | 9.16 |

02-01-2022

MEWBOURNE OIL COMPANY

SIANA OIL & GAS CO, LLC
TOM M RAGSDALE
P O BOX 2246
CONROE, TX 77305

INVOICE NO.: 202201-01870
INVOICE DATE: 1-31-2022
OWNER: 035904-1
BILLING FOR: January 2022

| REFERENCE/DESCRIPTION OF CHARGES | | GROSS CHARGES | WORKING INTEREST | NET CHARGE |
|------------------------------------|---------------------------|---------------|------------------|------------|
| LEASE & FACILITY MAINTENANCE | DIVINE WIRELINE SOLUTIONS | 2.12 | 0.032250710 | 0.07 |
| LEASE & FACILITY MAINTENANCE | DIVINE WIRELINE SOLUTIONS | 4.37 | 0.032250710 | 0.14 |
| MISCELLANEOUS EQUIPMENT RENTAL | MEWBOURNE OIL COMPANY | 190.13 | 0.032250710 | 6.13 |
| OVERHEAD-FIXED RATE | MEWBOURNE OIL COMPANY | 889.09 | 0.032250710 | 28.67 |
| PRIME MOVER / PUMP MAINTENANCE | HR COMPRESSION & SERVICE | 53.93 | 0.032250710 | 1.74 |
| PRIME MOVER / PUMP MAINTENANCE | HR COMPRESSION & SERVICE | 291.56 | 0.032250710 | 9.40 |
| PRIME MOVER / PUMP MAINTENANCE | WILDCAT PUMP & ENGINE RE | 61.73 | 0.032250710 | 1.99 |
| PUMPING | MEWBOURNE OIL COMPANY | 900.00 | 0.032250710 | 29.03 |
| PUMPING | MEWBOURNE OIL COMPANY | 450.00 | 0.032250710 | 14.51 |
| RENTAL SERVICES | NATURAL GAS SERVICES GRO | 4,199.74 | 0.032250710 | 135.44 |
| SALT WATER DISPOSAL | OWL SWD OPERATING LLC | 2,930.88 | 0.032250710 | 94.52 |
| SALT WATER DISPOSAL | NGL WATER SOLUTIONS PERM | 2,225.62 | 0.032250710 | 71.78 |
| SALT WATER DISPOSAL | LIMESTONE BASIN PROPERTIE | 185.96 | 0.032250710 | 6.00 |
| SITE RESTORATION & EXCAVATION | R360 ENVIRONMENTAL SOLU | 344.98 | 0.032250710 | 11.13 |
| Total Lease Operating Expense Cost | | 21,373.39 | | 689.30 |
| 62776000-30 SUBTOTAL | | 21,373.39 | 689.30 | |
| PROPERTY 62776000 TOTAL | | 21,373.39 | 689.30 | |

PROPERTY: 62906000 62906000-30 GAZELLE 22 B2MD FED COM 2H

Lease Operating Expense


| | | | | |
|---|-----------------------------|----------|-------------|--------|
| AUTOMATION MAINTENANCE | AMERICAN MILLENNIUM COR | 20.95 | 0.196991940 | 4.12 |
| AUTOMATION MAINTENANCE | TANKLOGIX LLC | 15.34 | 0.196991940 | 3.02 |
| AUTOMATION MAINTENANCE | TANKLOGIX LLC | 20.17 | 0.196991940 | 3.97 |
| AUTOMATION MAINTENANCE | TANKLOGIX LLC | 659.60 | 0.196991940 | 129.95 |
| CHEMICALS-WATER TREATING | CRAIN HOT OIL SERVICE LLC | 185.51 | 0.196991940 | 36.55 |
| CHEMICALS-WATER TREATING | JACAM CATALYST LLC | 493.21 | 0.196991940 | 97.16 |
| CHEMICALS-WATER TREATING | JACAM CATALYST LLC | 938.26 | 0.196991940 | 184.84 |
| CHEMICALS-WATER TREATING | JACAM CATALYST LLC | 493.21 | 0.196991940 | 97.16 |
| CHEMICALS-WATER TREATING | JACAM CATALYST LLC | 493.21 | 0.196991940 | 97.16 |
| CHEMICALS-WATER TREATING | ENVIROKLEAN PRODUCT DEV | 295.59 | 0.196991940 | 58.23 |
| CHEMICALS-WATER TREATING | ENVIROKLEAN PRODUCT DEV | 56.75 | 0.196991940 | 11.18 |
| COMPANY SUPERVISION | MEWBOURNE OIL COMPANY | 1,200.00 | 0.196991940 | 236.39 |
| COMPANY SUPERVISION | MEWBOURNE OIL COMPANY | 1,600.00 | 0.196991940 | 315.18 |
| EMISSIONS CONTROL EQUIPMENT MAINTENANCE | GARNER PUMP & SUPPLY INC | 290.63 | 0.196991940 | 57.25 |
| EMISSIONS CONTROL EQUIPMENT MAINTENANCE | G&A FABRICATION LLC | 205.87 | 0.196991940 | 40.56 |
| EMISSIONS CONTROL EQUIPMENT MAINTENANCE | G&A FABRICATION LLC | 146.89 | 0.196991940 | 28.94 |
| EMISSIONS CONTROL EQUIPMENT MAINTENANCE | G&A FABRICATION LLC | 152.98 | 0.196991940 | 30.13 |
| EMISSIONS CONTROL EQUIPMENT MAINTENANCE | VAPROX LLC | 166.03 | 0.196991940 | 32.71 |
| EMISSIONS CONTROL EQUIPMENT MAINTENANCE | Q2 ARTIFICIAL LIFT SERVICES | 95.57 | 0.196991940 | 18.83 |
| FUEL/ POWER / ELECTRICAL | XCEL ENERGY | 1,057.46 | 0.196991940 | 208.31 |
| LEASE & FACILITY MAINTENANCE | TURNCO ENTERPRISES LLC | 52.50 | 0.196991940 | 10.34 |
| LEASE & FACILITY MAINTENANCE | TURNCO ENTERPRISES LLC | 11.25 | 0.196991940 | 2.22 |

02-01-2022

MEWBOURNE OIL COMPANY

SIANA OIL & GAS CO, LLC
TOM M RAGSDALE
P O BOX 2246
CONROE, TX 77305

INVOICE NO.: 202201-01870
INVOICE DATE: 1-31-2022
OWNER: 035904-1
BILLING FOR: January 2022



| REFERENCE/DESCRIPTION OF CHARGES | GROSS CHARGES | WORKING INTEREST | NET CHARGE | |
|------------------------------------|-----------------------------|------------------|-------------|----------|
| LEASE & FACILITY MAINTENANCE | TURNCO ENTERPRISES LLC | 11.25 | 0.196991940 | 2.22 |
| LEASE & FACILITY MAINTENANCE | TURNCO ENTERPRISES LLC | 18.75 | 0.196991940 | 3.69 |
| LEASE & FACILITY MAINTENANCE | INGRAM PROFESSIONAL SERV | 17.32 | 0.196991940 | 3.41 |
| LEASE & FACILITY MAINTENANCE | INGRAM PROFESSIONAL SERV | 20.88 | 0.196991940 | 4.11 |
| LEASE & FACILITY MAINTENANCE | H-M TRUCKING LLC | 68.78 | 0.196991940 | 13.56 |
| LEASE & FACILITY MAINTENANCE | H-M TRUCKING LLC | 183.42 | 0.196991940 | 36.13 |
| LEASE & FACILITY MAINTENANCE | Q2 ARTIFICIAL LIFT SERVICES | 45.73 | 0.196991940 | 9.00 |
| LEASE & FACILITY MAINTENANCE | DIVINE WIRELINE SOLUTIONS | 2.12 | 0.196991940 | 0.42 |
| LEASE & FACILITY MAINTENANCE | DIVINE WIRELINE SOLUTIONS | 2.57 | 0.196991940 | 0.51 |
| LEASE & FACILITY MAINTENANCE | DIVINE WIRELINE SOLUTIONS | 186.92 | 0.196991940 | 36.82 |
| MISCELLANEOUS EQUIPMENT RENTAL | MEWBOURNE OIL COMPANY | 190.13 | 0.196991940 | 37.46 |
| OVERHEAD-FIXED RATE | MEWBOURNE OIL COMPANY | 889.09 | 0.196991940 | 175.14 |
| PRIME MOVER / PUMP MAINTENANCE | HR COMPRESSION & SERVICE | 47.18 | 0.196991940 | 9.30 |
| PRIME MOVER / PUMP MAINTENANCE | HR COMPRESSION & SERVICE | 255.11 | 0.196991940 | 50.25 |
| PRIME MOVER / PUMP MAINTENANCE | WILDCAT PUMP & ENGINE RE | 54.03 | 0.196991940 | 10.65 |
| PUMPING | MEWBOURNE OIL COMPANY | 900.00 | 0.196991940 | 177.30 |
| PUMPING | MEWBOURNE OIL COMPANY | 450.00 | 0.196991940 | 88.65 |
| SALT WATER DISPOSAL | OWL SWD OPERATING LLC | 5,462.22 | 0.196991940 | 1,076.00 |
| SALT WATER DISPOSAL | NGL WATER SOLUTIONS PERM | 4,123.94 | 0.196991940 | 812.38 |
| SALT WATER DISPOSAL | LIMESTONE BASIN PROPERTIE | 346.54 | 0.196991940 | 68.26 |
| Total Lease Operating Expense Cost | | 21,926.96 | | 4,319.46 |

62906000-30 SUBTOTAL

21,926.96

4,319.46

PROPERTY 62906000 TOTAL

21,926.96

4,319.46

PROPERTY: 62915000 62915000-30 CREEDENCE 21/16 W0ED ST COM 2H

Lease Operating Expense

| | | | | |
|---|----------------------------|----------|-------------|-------|
| ADVALOREM TAXES | KODIAK GAS SERVICES LLC | -152.78 | 0.006363620 | -0.97 |
| AUTOMATION MAINTENANCE | TANKLOGIX LLC | 17.50 | 0.006363620 | 0.11 |
| CONTRACT SUPERVISION | GSM OILFIELD SERVICES INC | 291.39 | 0.006363620 | 1.85 |
| EMISSIONS CONTROL EQUIPMENT MAINTENANCE | VAPROX LLC | 164.26 | 0.006363620 | 1.05 |
| EMISSIONS CONTROL EQUIPMENT MAINTENANCE | VAPROX LLC | 79.47 | 0.006363620 | 0.51 |
| EMISSIONS CONTROL EQUIPMENT MAINTENANCE | AUTOMATED WELLHEAD CON | 111.26 | 0.006363620 | 0.71 |
| EMISSIONS CONTROL EQUIPMENT MAINTENANCE | AUTOMATED WELLHEAD CON | 274.96 | 0.006363620 | 1.75 |
| EMISSIONS CONTROL EQUIPMENT MAINTENANCE | AUTOMATED WELLHEAD CON | 221.80 | 0.006363620 | 1.41 |
| EMISSIONS CONTROL EQUIPMENT MAINTENANCE | BCNC OILFIELD SERVICES LLC | 146.13 | 0.006363620 | 0.93 |
| EMISSIONS CONTROL EQUIPMENT MAINTENANCE | BCNC OILFIELD SERVICES LLC | 82.45 | 0.006363620 | 0.52 |
| EMISSIONS CONTROL EQUIPMENT MAINTENANCE | SCIENTIFIC AVIATION, INC | 96.14 | 0.006363620 | 0.61 |
| FUEL/ POWER / ELECTRICAL | XCEL ENERGY | 1,546.01 | 0.006363620 | 9.84 |
| GATHERING/TREATING/DEHYDRATION | GAS WELL SERVICES INC | 92.71 | 0.006363620 | 0.59 |
| GATHERING/TREATING/DEHYDRATION | GAS WELL SERVICES INC | 114.50 | 0.006363620 | 0.73 |
| GATHERING/TREATING/DEHYDRATION | MEWBOURNE OIL COMPANY-J | 38.01 | 0.006363620 | 0.24 |
| GATHERING/TREATING/DEHYDRATION | JET LABORATORIES INC | 59.14 | 0.006363620 | 0.38 |

02-01-2022

MEWBOURNE OIL COMPANY

SIANA OIL & GAS CO, LLC
TOM M RAGSDALE
P O BOX 2246
CONROE, TX 77305

INVOICE NO.: 202201-01870
INVOICE DATE: 1-31-2022
OWNER: 035904-1
BILLING FOR: January 2022

| REFERENCE/DESCRIPTION OF CHARGES | | GROSS CHARGES | WORKING INTEREST | NET CHARGE |
|------------------------------------|---------------------------|---------------|------------------|------------|
| LEASE & FACILITY | MEWBOURNE OIL COMPANY | 212.50 | 0.006363620 | 1.35 |
| LEASE & FACILITY | MEWBOURNE OIL COMPANY | 425.00 | 0.006363620 | 2.70 |
| LEASE & FACILITY MAINTENANCE | STANDARD OIL FIELD SUPPLY | 83.32 | 0.006363620 | 0.53 |
| LEASE & FACILITY MAINTENANCE | TRIPLE T'S LINING LLC | 2,312.11 | 0.006363620 | 14.71 |
| LEASE & FACILITY MAINTENANCE | FLATLAND HOLDINGS LLC | 43.60 | 0.006363620 | 0.28 |
| LEASE & FACILITY MAINTENANCE | EXCALIBUR OILFIELD SERVIC | 99.33 | 0.006363620 | 0.64 |
| LEASE & FACILITY MAINTENANCE | ZIA ENERGY SERVICES LLC | 214.94 | 0.006363620 | 1.37 |
| LEASE & FACILITY MAINTENANCE | ZIA ENERGY SERVICES LLC | 153.52 | 0.006363620 | 0.98 |
| LEASE & FACILITY MAINTENANCE | ONE HORSE SERVICES LLC | 237.95 | 0.006363620 | 1.51 |
| LEASE & FACILITY MAINTENANCE | ONE HORSE SERVICES LLC | 239.95 | 0.006363620 | 1.53 |
| LEASE & FACILITY MAINTENANCE | ONE HORSE SERVICES LLC | 240.72 | 0.006363620 | 1.53 |
| LEASE & FACILITY MAINTENANCE | ONE HORSE SERVICES LLC | 123.33 | 0.006363620 | 0.78 |
| OVERHEAD-FIXED RATE | MEWBOURNE OIL COMPANY | 889.09 | 0.006363620 | 5.66 |
| PUMPING | MEWBOURNE OIL COMPANY | 900.00 | 0.006363620 | 5.73 |
| PUMPING | MEWBOURNE OIL COMPANY | 900.00 | 0.006363620 | 5.73 |
| RENTAL SERVICES | KODIAK GAS SERVICES LLC | 542.24 | 0.006363620 | 3.45 |
| RENTAL SERVICES | KODIAK GAS SERVICES LLC | 4,258.07 | 0.006363620 | 27.10 |
| SALT WATER DISPOSAL | MEWBOURNE OIL COMPANY | 24,547.27 | 0.006363620 | 156.21 |
| Total Lease Operating Expense Cost | | 39,605.89 | | 252.05 |

62915000-30 SUBTOTAL

39,605.89

252.05

PROPERTY 62915000 TOTAL

39,605.89

252.05

PROPERTY: 62916000 62916000-30 CREEDENCE 21/16 W1ED ST COM 1H

Lease Operating Expense

| | | | | |
|---|----------------------------|----------|-------------|-------|
| ADVALOREM TAXES | KODIAK GAS SERVICES LLC | -152.78 | 0.006363620 | -0.97 |
| AUTOMATION MAINTENANCE | TANKLOGIX LLC | 17.49 | 0.006363620 | 0.11 |
| CONTRACT SUPERVISION | GSM OILFIELD SERVICES INC | 291.39 | 0.006363620 | 1.85 |
| EMISSIONS CONTROL EQUIPMENT MAINTENANCE | VAPROX LLC | 164.24 | 0.006363620 | 1.05 |
| EMISSIONS CONTROL EQUIPMENT MAINTENANCE | VAPROX LLC | 79.47 | 0.006363620 | 0.51 |
| EMISSIONS CONTROL EQUIPMENT MAINTENANCE | AUTOMATED WELLHEAD COM | 111.25 | 0.006363620 | 0.71 |
| EMISSIONS CONTROL EQUIPMENT MAINTENANCE | AUTOMATED WELLHEAD COM | 274.94 | 0.006363620 | 1.75 |
| EMISSIONS CONTROL EQUIPMENT MAINTENANCE | AUTOMATED WELLHEAD COM | 221.79 | 0.006363620 | 1.41 |
| EMISSIONS CONTROL EQUIPMENT MAINTENANCE | BCNC OILFIELD SERVICES LLC | 146.12 | 0.006363620 | 0.93 |
| EMISSIONS CONTROL EQUIPMENT MAINTENANCE | BCNC OILFIELD SERVICES LLC | 82.44 | 0.006363620 | 0.52 |
| EMISSIONS CONTROL EQUIPMENT MAINTENANCE | SCIENTIFIC AVIATION, INC | 96.14 | 0.006363620 | 0.61 |
| FUEL/ POWER / ELECTRICAL | XCEL ENERGY | 2,502.27 | 0.006363620 | 15.92 |
| GATHERING/TREATING/DEHYDRATION | GAS WELL SERVICES INC | 92.72 | 0.006363620 | 0.59 |
| GATHERING/TREATING/DEHYDRATION | GAS WELL SERVICES INC | 114.50 | 0.006363620 | 0.73 |
| GATHERING/TREATING/DEHYDRATION | MEWBOURNE OIL COMPANY-I | 38.01 | 0.006363620 | 0.24 |
| GATHERING/TREATING/DEHYDRATION | JET LABORATORIES INC | 59.16 | 0.006363620 | 0.38 |
| LEASE & FACILITY | MEWBOURNE OIL COMPANY | 212.50 | 0.006363620 | 1.35 |
| LEASE & FACILITY MAINTENANCE | GAS WELL SERVICES INC | 1,134.28 | 0.006363620 | 7.22 |

02-01-2022

MEWBOURNE OIL COMPANY

SIANA OIL & GAS CO, LLC
TOM M RAGSDALE
P O BOX 2246
CONROE, TX 77305

INVOICE NO.: 202201-01870
INVOICE DATE: 1-31-2022
OWNER: 035904-1
BILLING FOR: January 2022



| REFERENCE/DESCRIPTION OF CHARGES | | GROSS CHARGES | WORKING INTEREST | NET CHARGE |
|------------------------------------|---------------------------|---------------|------------------|------------|
| LEASE & FACILITY MAINTENANCE | STANDARD OIL FIELD SUPPLY | 83.33 | 0.006363620 | 0.53 |
| LEASE & FACILITY MAINTENANCE | TRIPLE T'S LINING LLC | 2,312.17 | 0.006363620 | 14.71 |
| LEASE & FACILITY MAINTENANCE | FLATLAND HOLDINGS LLC | 43.60 | 0.006363620 | 0.28 |
| LEASE & FACILITY MAINTENANCE | NGL WATER SOLUTIONS PERM | 42.38 | 0.006363620 | 0.27 |
| LEASE & FACILITY MAINTENANCE | EXCALIBUR OILFIELD SERVIC | 99.34 | 0.006363620 | 0.64 |
| LEASE & FACILITY MAINTENANCE | ZIA ENERGY SERVICES LLC | 214.94 | 0.006363620 | 1.37 |
| LEASE & FACILITY MAINTENANCE | ZIA ENERGY SERVICES LLC | 153.53 | 0.006363620 | 0.98 |
| LEASE & FACILITY MAINTENANCE | ONE HORSE SERVICES LLC | 237.94 | 0.006363620 | 1.51 |
| LEASE & FACILITY MAINTENANCE | ONE HORSE SERVICES LLC | 239.92 | 0.006363620 | 1.53 |
| LEASE & FACILITY MAINTENANCE | ONE HORSE SERVICES LLC | 240.70 | 0.006363620 | 1.53 |
| LEASE & FACILITY MAINTENANCE | ONE HORSE SERVICES LLC | 123.34 | 0.006363620 | 0.78 |
| OVERHEAD-FIXED RATE | MEWBOURNE OIL COMPANY | 889.09 | 0.006363620 | 5.66 |
| PUMPING | MEWBOURNE OIL COMPANY | 900.00 | 0.006363620 | 5.73 |
| PUMPING | MEWBOURNE OIL COMPANY | 900.00 | 0.006363620 | 5.73 |
| RENTAL SERVICES | KODIAK GAS SERVICES LLC | 542.24 | 0.006363620 | 3.45 |
| RENTAL SERVICES | KODIAK GAS SERVICES LLC | 4,258.07 | 0.006363620 | 27.10 |
| SALT WATER DISPOSAL | MEWBOURNE OIL COMPANY | 42,838.89 | 0.006363620 | 272.61 |
| Total Lease Operating Expense Cost | | 59,605.41 | | 379.32 |

62916000-30 SUBTOTAL

59,605.41

379.32

PROPERTY 62916000 TOTAL

59,605.41

379.32

PROPERTY: 62948000 62948000-10 INLAND 26/23 B2PI STATE COM 1H

Intangible Well Cost

| | | | | |
|---------------------------------|---------------------------|----------|-------------|--------|
| REGULATORY PERMITS & SURVEYS | PRICE ENERGY CONSULTING I | 2,350.00 | 0.100000000 | 235.00 |
| Total Intangible Well Cost Cost | | 2,350.00 | | 235.00 |

62948000-10 SUBTOTAL

2,350.00

235.00

PROPERTY: 62948000 62948000-30 INLAND 26/23 B2PI STATE COM 1H

Lease Operating Expense

| | | | | |
|---|-----------------------------|----------|-------------|--------|
| ARTIFICIAL LIFT RENTAL / REPAIR | ENDURANCE LIFT SOLUTIONS | 2,327.39 | 0.100000000 | 232.74 |
| AUTOMATION MAINTENANCE | INGRAM PROFESSIONAL SERV | 198.76 | 0.100000000 | 19.88 |
| CHEMICALS-WATER TREATING | JACAM CATALYST LLC | 986.42 | 0.100000000 | 98.64 |
| CHEMICALS-WATER TREATING | JACAM CATALYST LLC | 986.42 | 0.100000000 | 98.64 |
| CHEMICALS-WATER TREATING | ENVIROKLEAN PRODUCT DEV | 1,094.61 | 0.100000000 | 109.46 |
| CHEMICALS-WATER TREATING | ENVIROKLEAN PRODUCT DEV | 497.55 | 0.100000000 | 49.75 |
| COMPANY SUPERVISION | MEWBOURNE OIL COMPANY | 1,600.00 | 0.100000000 | 160.00 |
| COMPANY SUPERVISION | MEWBOURNE OIL COMPANY | 800.00 | 0.100000000 | 80.00 |
| COMPRESSOR MAINTENANCE | ACCEL COMPRESSION, INC | 110.39 | 0.100000000 | 11.04 |
| EMISSIONS CONTROL EQUIPMENT MAINTENANCE | VAPROX LLC | 93.18 | 0.100000000 | 9.32 |
| EMISSIONS CONTROL EQUIPMENT MAINTENANCE | VAPROX LLC | 327.07 | 0.100000000 | 32.71 |
| EMISSIONS CONTROL EQUIPMENT MAINTENANCE | Q2 ARTIFICIAL LIFT SERVICES | 191.15 | 0.100000000 | 19.12 |
| EMISSIONS CONTROL EQUIPMENT MAINTENANCE | AUTOMATED WELLHEAD COM | 350.80 | 0.100000000 | 35.08 |

02-01-2022

MEWBOURNE OIL COMPANY

SIANA OIL & GAS CO, LLC
TOM M RAGSDALE
P O BOX 2246
CONROE, TX 77305

INVOICE NO.: 202201-01870
INVOICE DATE: 1-31-2022
OWNER: 035904-1
BILLING FOR: January 2022

| REFERENCE/DESCRIPTION OF CHARGES | | GROSS CHARGES | WORKING INTEREST | NET CHARGE |
|---|-----------------------------|---------------|------------------|------------|
| EMISSIONS CONTROL EQUIPMENT MAINTENANCE | AUTOMATED WELLHEAD COM | 59.71 | 0.100000000 | 5.97 |
| EMISSIONS CONTROL EQUIPMENT MAINTENANCE | AUTOMATED WELLHEAD COM | 572.42 | 0.100000000 | 57.24 |
| EMISSIONS CONTROL EQUIPMENT MAINTENANCE | SCIENTIFIC AVIATION, INC | 96.16 | 0.100000000 | 9.62 |
| LEASE & FACILITY | MEWBOURNE OIL COMPANY | 289.00 | 0.100000000 | 28.90 |
| LEASE & FACILITY | MEWBOURNE OIL COMPANY | 850.00 | 0.100000000 | 85.00 |
| LEASE & FACILITY | MEWBOURNE OIL COMPANY | 425.00 | 0.100000000 | 42.50 |
| LEASE & FACILITY | MEWBOURNE OIL COMPANY | 212.50 | 0.100000000 | 21.25 |
| LEASE & FACILITY | MEWBOURNE OIL COMPANY | 212.50 | 0.100000000 | 21.25 |
| LEASE & FACILITY MAINTENANCE | CUSTOM WELDING OF HOBBS | 1,916.94 | 0.100000000 | 191.69 |
| LEASE & FACILITY MAINTENANCE | TURNCO ENTERPRISES LLC | 367.50 | 0.100000000 | 36.75 |
| LEASE & FACILITY MAINTENANCE | TURNCO ENTERPRISES LLC | 210.00 | 0.100000000 | 21.00 |
| LEASE & FACILITY MAINTENANCE | TURNCO ENTERPRISES LLC | 315.00 | 0.100000000 | 31.50 |
| LEASE & FACILITY MAINTENANCE | TURNCO ENTERPRISES LLC | 567.00 | 0.100000000 | 56.70 |
| LEASE & FACILITY MAINTENANCE | TURNCO ENTERPRISES LLC | 420.00 | 0.100000000 | 42.00 |
| LEASE & FACILITY MAINTENANCE | INGRAM PROFESSIONAL SERV | 555.51 | 0.100000000 | 55.55 |
| LEASE & FACILITY MAINTENANCE | Q2 ARTIFICIAL LIFT SERVICES | 145.53 | 0.100000000 | 14.55 |
| LEASE & FACILITY MAINTENANCE | Q2 ARTIFICIAL LIFT SERVICES | 375.40 | 0.100000000 | 37.54 |
| LEASE & FACILITY MAINTENANCE | Q2 ARTIFICIAL LIFT SERVICES | 134.55 | 0.100000000 | 13.45 |
| LEASE & FACILITY MAINTENANCE | DIVINE WIRELINE SOLUTIONS | 269.17 | 0.100000000 | 26.92 |
| OVERHEAD-FIXED RATE | MEWBOURNE OIL COMPANY | 889.09 | 0.100000000 | 88.91 |
| PRIME MOVER / PUMP MAINTENANCE | HR COMPRESSION & SERVICE | 238.29 | 0.100000000 | 23.83 |
| PUMPING | MEWBOURNE OIL COMPANY | 900.00 | 0.100000000 | 90.00 |
| PUMPING | MEWBOURNE OIL COMPANY | 900.00 | 0.100000000 | 90.00 |
| RENTAL SERVICES | MESA NATURAL GAS SOLUTIC | -3,390.85 | 0.100000000 | -339.08 |
| RENTAL SERVICES | MESA NATURAL GAS SOLUTIC | 8,396.38 | 0.100000000 | 839.64 |
| SALT WATER DISPOSAL | 3 BEAR DELAWARE OPERATIN | 27,305.48 | 0.100000000 | 2,730.55 |
| Total Lease Operating Expense Cost | | 52,796.02 | | 5,279.61 |

62948000-30 SUBTOTAL

52,796.02

5,279.61

PROPERTY 62948000 TOTAL

55,146.02

5,514.61

PROPERTY: 62958000 62958000-30 GAZELLE 22 B3MD FED COM 1H

Lease Operating Expense

| | | | | |
|--------------------------|---------------------------|----------|-------------|--------|
| AUTOMATION MAINTENANCE | AMERICAN MILLENNIUM COR | 20.95 | 0.196991940 | 4.12 |
| AUTOMATION MAINTENANCE | TANKLOGIX LLC | 15.35 | 0.196991940 | 3.02 |
| AUTOMATION MAINTENANCE | TANKLOGIX LLC | 20.19 | 0.196991940 | 3.97 |
| AUTOMATION MAINTENANCE | TANKLOGIX LLC | 659.60 | 0.196991940 | 129.95 |
| CHEMICALS-WATER TREATING | CRAIN HOT OIL SERVICE LLC | 185.49 | 0.196991940 | 36.55 |
| CHEMICALS-WATER TREATING | JACAM CATALYST LLC | 493.21 | 0.196991940 | 97.16 |
| CHEMICALS-WATER TREATING | JACAM CATALYST LLC | 804.23 | 0.196991940 | 158.43 |
| CHEMICALS-WATER TREATING | ENVIROKLEAN PRODUCT DEV | 287.56 | 0.196991940 | 56.64 |
| CHEMICALS-WATER TREATING | ENVIROKLEAN PRODUCT DEV | 55.21 | 0.196991940 | 10.87 |
| COMPANY SUPERVISION | MEWBOURNE OIL COMPANY | 1,200.00 | 0.196991940 | 236.39 |

02-01-2022

MEWBOURNE OIL COMPANY

SIANA OIL & GAS CO, LLC
TOM M RAGSDALE
P O BOX 2246
CONROE, TX 77305

INVOICE NO.: 202201-01870
INVOICE DATE: 1-31-2022
OWNER: 035904-1
BILLING FOR: January 2022



| REFERENCE/DESCRIPTION OF CHARGES | | GROSS CHARGES | WORKING INTEREST | NET CHARGE |
|---|-----------------------------|---------------|------------------|------------|
| COMPANY SUPERVISION | MEWBOURNE OIL COMPANY | 1,600.00 | 0.196991940 | 315.18 |
| EMISSIONS CONTROL EQUIPMENT MAINTENANCE | GARNER PUMP & SUPPLY INC | 290.64 | 0.196991940 | 57.25 |
| EMISSIONS CONTROL EQUIPMENT MAINTENANCE | G&A FABRICATION LLC | 205.88 | 0.196991940 | 40.56 |
| EMISSIONS CONTROL EQUIPMENT MAINTENANCE | G&A FABRICATION LLC | 146.91 | 0.196991940 | 28.94 |
| EMISSIONS CONTROL EQUIPMENT MAINTENANCE | G&A FABRICATION LLC | 153.00 | 0.196991940 | 30.14 |
| EMISSIONS CONTROL EQUIPMENT MAINTENANCE | VAPROX LLC | 166.06 | 0.196991940 | 32.72 |
| EMISSIONS CONTROL EQUIPMENT MAINTENANCE | Q2 ARTIFICIAL LIFT SERVICES | 95.57 | 0.196991940 | 18.83 |
| FUEL/ POWER / ELECTRICAL | XCEL ENERGY | 693.81 | 0.196991940 | 136.67 |
| LEASE & FACILITY MAINTENANCE | TURNCO ENTERPRISES LLC | 52.50 | 0.196991940 | 10.34 |
| LEASE & FACILITY MAINTENANCE | TURNCO ENTERPRISES LLC | 11.25 | 0.196991940 | 2.22 |
| LEASE & FACILITY MAINTENANCE | TURNCO ENTERPRISES LLC | 11.25 | 0.196991940 | 2.22 |
| LEASE & FACILITY MAINTENANCE | TURNCO ENTERPRISES LLC | 18.75 | 0.196991940 | 3.69 |
| LEASE & FACILITY MAINTENANCE | INGRAM PROFESSIONAL SERV | 17.36 | 0.196991940 | 3.42 |
| LEASE & FACILITY MAINTENANCE | INGRAM PROFESSIONAL SERV | 18.46 | 0.196991940 | 3.63 |
| LEASE & FACILITY MAINTENANCE | H-M TRUCKING LLC | 68.78 | 0.196991940 | 13.56 |
| LEASE & FACILITY MAINTENANCE | H-M TRUCKING LLC | 183.42 | 0.196991940 | 36.13 |
| LEASE & FACILITY MAINTENANCE | Q2 ARTIFICIAL LIFT SERVICES | 45.78 | 0.196991940 | 9.02 |
| LEASE & FACILITY MAINTENANCE | DIVINE WIRELINE SOLUTIONS | 2.12 | 0.196991940 | 0.42 |
| LEASE & FACILITY MAINTENANCE | DIVINE WIRELINE SOLUTIONS | 2.28 | 0.196991940 | 0.45 |
| LEASE & FACILITY MAINTENANCE | DIVINE WIRELINE SOLUTIONS | 186.92 | 0.196991940 | 36.82 |
| MISCELLANEOUS EQUIPMENT RENTAL | MEWBOURNE OIL COMPANY | 190.13 | 0.196991940 | 37.46 |
| OVERHEAD-FIXED RATE | MEWBOURNE OIL COMPANY | 889.09 | 0.196991940 | 175.14 |
| PRIME MOVER / PUMP MAINTENANCE | HR COMPRESSION & SERVICE | 40.44 | 0.196991940 | 7.97 |
| PRIME MOVER / PUMP MAINTENANCE | HR COMPRESSION & SERVICE | 218.67 | 0.196991940 | 43.07 |
| PRIME MOVER / PUMP MAINTENANCE | WILDCAT PUMP & ENGINE RE | 46.30 | 0.196991940 | 9.12 |
| PUMPING | MEWBOURNE OIL COMPANY | 900.00 | 0.196991940 | 177.30 |
| PUMPING | MEWBOURNE OIL COMPANY | 450.00 | 0.196991940 | 88.65 |
| RENTAL SERVICES | KODIAK GAS SERVICES LLC | 5,445.00 | 0.196991940 | 1,072.62 |
| RENTAL SERVICES | KODIAK GAS SERVICES LLC | 5,445.00 | 0.196991940 | 1,072.62 |
| SALT WATER DISPOSAL | OWL SWD OPERATING LLC | 2,620.39 | 0.196991940 | 516.19 |
| SALT WATER DISPOSAL | NGL WATER SOLUTIONS PERM | 1,963.78 | 0.196991940 | 386.85 |
| SALT WATER DISPOSAL | LIMESTONE BASIN PROPERTIE | 166.27 | 0.196991940 | 32.75 |
| Total Lease Operating Expense Cost | | 26,087.60 | | 5,139.05 |
| 62958000-30 SUBTOTAL | | 26,087.60 | | 5,139.05 |
| PROPERTY 62958000 TOTAL | | 26,087.60 | | 5,139.05 |
| PROPERTY: 72076000 72076000-10 INLAND 26/23 B2OJ STATE COM 1H | | | | |
| <u>Intangible Well Cost</u> | | | | |
| REGULATORY PERMITS & SURVEYS | PRICE ENERGY CONSULTING I | 2,350.00 | 0.100000000 | 235.00 |
| Total Intangible Well Cost Cost | | 2,350.00 | | 235.00 |
| 72076000-10 SUBTOTAL | | 2,350.00 | | 235.00 |

02-01-2022

MEWBOURNE OIL COMPANY

SIANA OIL & GAS CO, LLC
TOM M RAGSDALE
P O BOX 2246
CONROE, TX 77305

INVOICE NO.: 202201-01870
INVOICE DATE: 1-31-2022
OWNER: 035904-1
BILLING FOR: January 2022

| REFERENCE/DESCRIPTION OF CHARGES | GROSS CHARGES | WORKING INTEREST | NET CHARGE | |
|---|-----------------------------|------------------|-------------|----------|
| PROPERTY: 72076000 72076000-30 INLAND 26/23 B2OJ STATE COM 1H | | | | |
| Lease Operating Expense | | | | |
| AUTOMATION MAINTENANCE | INGRAM PROFESSIONAL SERV | 198.76 | 0.100000000 | 19.88 |
| CHEMICALS-WATER TREATING | JACAM CATALYST LLC | 493.21 | 0.100000000 | 49.32 |
| CHEMICALS-WATER TREATING | ENVIROKLEAN PRODUCT DEV | 923.94 | 0.100000000 | 92.39 |
| CHEMICALS-WATER TREATING | ENVIROKLEAN PRODUCT DEV | 419.97 | 0.100000000 | 42.00 |
| COMPANY SUPERVISION | MEWBOURNE OIL COMPANY | 1,600.00 | 0.100000000 | 160.00 |
| COMPANY SUPERVISION | MEWBOURNE OIL COMPANY | 800.00 | 0.100000000 | 80.00 |
| COMPRESSOR MAINTENANCE | ACCEL COMPRESSION, INC | 110.38 | 0.100000000 | 11.04 |
| EMISSIONS CONTROL EQUIPMENT MAINTENANCE | VAPROX LLC | 93.19 | 0.100000000 | 9.32 |
| EMISSIONS CONTROL EQUIPMENT MAINTENANCE | VAPROX LLC | 327.05 | 0.100000000 | 32.71 |
| EMISSIONS CONTROL EQUIPMENT MAINTENANCE | Q2 ARTIFICIAL LIFT SERVICES | 191.10 | 0.100000000 | 19.11 |
| EMISSIONS CONTROL EQUIPMENT MAINTENANCE | AUTOMATED WELLHEAD COM | 350.78 | 0.100000000 | 35.08 |
| EMISSIONS CONTROL EQUIPMENT MAINTENANCE | AUTOMATED WELLHEAD COM | 59.72 | 0.100000000 | 5.97 |
| EMISSIONS CONTROL EQUIPMENT MAINTENANCE | AUTOMATED WELLHEAD COM | 572.44 | 0.100000000 | 57.25 |
| EMISSIONS CONTROL EQUIPMENT MAINTENANCE | SCIENTIFIC AVIATION, INC | 96.14 | 0.100000000 | 9.61 |
| LEASE & FACILITY | MEWBOURNE OIL COMPANY | 280.50 | 0.100000000 | 28.05 |
| LEASE & FACILITY | MEWBOURNE OIL COMPANY | 212.50 | 0.100000000 | 21.25 |
| LEASE & FACILITY MAINTENANCE | TURNCO ENTERPRISES LLC | 367.50 | 0.100000000 | 36.75 |
| LEASE & FACILITY MAINTENANCE | TURNCO ENTERPRISES LLC | 210.00 | 0.100000000 | 21.00 |
| LEASE & FACILITY MAINTENANCE | TURNCO ENTERPRISES LLC | 315.00 | 0.100000000 | 31.50 |
| LEASE & FACILITY MAINTENANCE | TURNCO ENTERPRISES LLC | 567.00 | 0.100000000 | 56.70 |
| LEASE & FACILITY MAINTENANCE | INGRAM PROFESSIONAL SERV | 555.63 | 0.100000000 | 55.56 |
| LEASE & FACILITY MAINTENANCE | TRINITY OILFIELD SERVICES & | 179.35 | 0.100000000 | 17.94 |
| LEASE & FACILITY MAINTENANCE | TRINITY OILFIELD SERVICES & | 224.19 | 0.100000000 | 22.42 |
| LEASE & FACILITY MAINTENANCE | H-M TRUCKING LLC | 275.13 | 0.100000000 | 27.51 |
| LEASE & FACILITY MAINTENANCE | Q2 ARTIFICIAL LIFT SERVICES | 1,580.86 | 0.100000000 | 158.09 |
| LEASE & FACILITY MAINTENANCE | DIVINE WIRELINE SOLUTIONS | 269.17 | 0.100000000 | 26.92 |
| OVERHEAD-FIXED RATE | MEWBOURNE OIL COMPANY | 889.09 | 0.100000000 | 88.91 |
| PRIME MOVER / PUMP MAINTENANCE | HR COMPRESSION & SERVICE | 238.29 | 0.100000000 | 23.83 |
| PUMPING | MEWBOURNE OIL COMPANY | 900.00 | 0.100000000 | 90.00 |
| PUMPING | MEWBOURNE OIL COMPANY | 900.00 | 0.100000000 | 90.00 |
| RENTAL SERVICES | USA COMPRESSION PARTNER | 4,747.51 | 0.100000000 | 474.75 |
| RENTAL SERVICES | MESA NATURAL GAS Solutio | -3,390.84 | 0.100000000 | -339.08 |
| RENTAL SERVICES | MESA NATURAL GAS Solutio | 8,396.36 | 0.100000000 | 839.63 |
| SALT WATER DISPOSAL | 3 BEAR DELAWARE OPERATIN | 15,543.12 | 0.100000000 | 1,554.31 |
| Total Lease Operating Expense Cost | | 39,497.04 | | 3,949.72 |
| 72076000-30 SUBTOTAL | | 39,497.04 | | 3,949.72 |
| PROPERTY 72076000 TOTAL | | 41,847.04 | | 4,184.72 |

PROPERTY: 72185000 72185000-30 CREEDENCE 21/16 W0FC ST COM 4H

Lease Operating Expense

02-01-2022

MEWBOURNE OIL COMPANY

SIANA OIL & GAS CO, LLC
TOM M RAGSDALE
P O BOX 2246
CONROE, TX 77305

INVOICE NO.: 202201-01870
INVOICE DATE: 1-31-2022
OWNER: 035904-1
BILLING FOR: January 2022



| REFERENCE/DESCRIPTION OF CHARGES | | GROSS CHARGES | WORKING INTEREST | NET CHARGE |
|---|----------------------------|---------------|------------------|------------|
| ADVALOREM TAXES | KODIAK GAS SERVICES LLC | -152.78 | 0.006363620 | -0.97 |
| AUTOMATION MAINTENANCE | TANKLOGIX LLC | 17.50 | 0.006363620 | 0.11 |
| COMPANY SUPERVISION | MEWBOURNE OIL COMPANY | 528.00 | 0.006363620 | 3.36 |
| CONTRACT SUPERVISION | PACE OILFIELD SERVICES INC | 427.23 | 0.006363620 | 2.72 |
| CONTRACT SUPERVISION | PACE OILFIELD SERVICES INC | 486.56 | 0.006363620 | 3.10 |
| CONTRACT SUPERVISION | PACE OILFIELD SERVICES INC | 486.56 | 0.006363620 | 3.10 |
| CONTRACT SUPERVISION | GSM OILFIELD SERVICES INC | 291.39 | 0.006363620 | 1.85 |
| EMISSIONS CONTROL EQUIPMENT MAINTENANCE | VAPROX LLC | 164.26 | 0.006363620 | 1.05 |
| EMISSIONS CONTROL EQUIPMENT MAINTENANCE | VAPROX LLC | 79.47 | 0.006363620 | 0.51 |
| EMISSIONS CONTROL EQUIPMENT MAINTENANCE | AUTOMATED WELLHEAD COM | 111.27 | 0.006363620 | 0.71 |
| EMISSIONS CONTROL EQUIPMENT MAINTENANCE | AUTOMATED WELLHEAD COM | 274.97 | 0.006363620 | 1.75 |
| EMISSIONS CONTROL EQUIPMENT MAINTENANCE | AUTOMATED WELLHEAD COM | 221.81 | 0.006363620 | 1.41 |
| EMISSIONS CONTROL EQUIPMENT MAINTENANCE | BCNC OILFIELD SERVICES LLC | 146.14 | 0.006363620 | 0.93 |
| EMISSIONS CONTROL EQUIPMENT MAINTENANCE | BCNC OILFIELD SERVICES LLC | 82.46 | 0.006363620 | 0.52 |
| EMISSIONS CONTROL EQUIPMENT MAINTENANCE | SCIENTIFIC AVIATION, INC | 96.14 | 0.006363620 | 0.61 |
| FUEL/ POWER / ELECTRICAL | XCEL ENERGY | 2,683.30 | 0.006363620 | 17.08 |
| GATHERING/TREATING/DEHYDRATION | GAS WELL SERVICES INC | 92.69 | 0.006363620 | 0.59 |
| GATHERING/TREATING/DEHYDRATION | GAS WELL SERVICES INC | 114.49 | 0.006363620 | 0.73 |
| GATHERING/TREATING/DEHYDRATION | MEWBOURNE OIL COMPANY-I | 38.01 | 0.006363620 | 0.24 |
| GATHERING/TREATING/DEHYDRATION | JET LABORATORIES INC | 59.17 | 0.006363620 | 0.38 |
| LEASE & FACILITY | MEWBOURNE OIL COMPANY | 212.50 | 0.006363620 | 1.35 |
| LEASE & FACILITY MAINTENANCE | STANDARD OIL FIELD SUPPLY | 83.32 | 0.006363620 | 0.53 |
| LEASE & FACILITY MAINTENANCE | TRIPLE T'S LINING LLC | 2,312.20 | 0.006363620 | 14.71 |
| LEASE & FACILITY MAINTENANCE | FLATLAND HOLDINGS LLC | 43.61 | 0.006363620 | 0.28 |
| LEASE & FACILITY MAINTENANCE | EXCALIBUR OILFIELD SERVIC | 99.34 | 0.006363620 | 0.64 |
| LEASE & FACILITY MAINTENANCE | ZIA ENERGY SERVICES LLC | 214.93 | 0.006363620 | 1.37 |
| LEASE & FACILITY MAINTENANCE | ZIA ENERGY SERVICES LLC | 153.52 | 0.006363620 | 0.98 |
| LEASE & FACILITY MAINTENANCE | ONE HORSE SERVICES LLC | 237.94 | 0.006363620 | 1.51 |
| LEASE & FACILITY MAINTENANCE | ONE HORSE SERVICES LLC | 239.92 | 0.006363620 | 1.53 |
| LEASE & FACILITY MAINTENANCE | ONE HORSE SERVICES LLC | 240.70 | 0.006363620 | 1.53 |
| LEASE & FACILITY MAINTENANCE | ONE HORSE SERVICES LLC | 123.34 | 0.006363620 | 0.78 |
| OVERHEAD-FIXED RATE | MEWBOURNE OIL COMPANY | 807.20 | 0.006363620 | 5.14 |
| PUMPING | MEWBOURNE OIL COMPANY | 900.00 | 0.006363620 | 5.73 |
| PUMPING | MEWBOURNE OIL COMPANY | 900.00 | 0.006363620 | 5.73 |
| RENTAL SERVICES | KODIAK GAS SERVICES LLC | 542.25 | 0.006363620 | 3.45 |
| RENTAL SERVICES | KODIAK GAS SERVICES LLC | 4,258.07 | 0.006363620 | 27.10 |
| SALT WATER DISPOSAL | MEWBOURNE OIL COMPANY | 43,579.40 | 0.006363620 | 277.32 |
| Total Lease Operating Expense Cost | | 61,196.88 | | 389.46 |
| 72185000-30 SUBTOTAL | | 61,196.88 | 389.46 | |
| PROPERTY 72185000 TOTAL | | 61,196.88 | 389.46 | |
| 72185000PREPAYMENTS | | | | -389.46 |

02-01-2022

MEWBOURNE OIL COMPANY

SIANA OIL & GAS CO, LLC
TOM M RAGSDALE
P O BOX 2246
CONROE, TX 77305

INVOICE NO.: 202201-01870
INVOICE DATE: 1-31-2022
OWNER: 035904-1
BILLING FOR: January 2022

| REFERENCE/DESCRIPTION OF CHARGES | GROSS CHARGES | WORKING INTEREST | NET CHARGE | |
|---|----------------------------|------------------|-------------|--------|
| PROPERTY: 72186000 72186000-30 CREEDENCE 21/16 W1FC ST COM 3H | | | | |
| Lease Operating Expense | | | | |
| ADVALOREM TAXES | KODIAK GAS SERVICES LLC | -152.78 | 0.006363620 | -0.97 |
| AUTOMATION MAINTENANCE | TANKLOGIX LLC | 17.49 | 0.006363620 | 0.11 |
| CONTRACT SUPERVISION | PACE OILFIELD SERVICES INC | 427.23 | 0.006363620 | 2.72 |
| CONTRACT SUPERVISION | PACE OILFIELD SERVICES INC | 486.56 | 0.006363620 | 3.10 |
| CONTRACT SUPERVISION | PACE OILFIELD SERVICES INC | 486.56 | 0.006363620 | 3.10 |
| CONTRACT SUPERVISION | GSM OILFIELD SERVICES INC | 291.38 | 0.006363620 | 1.85 |
| EMISSIONS CONTROL EQUIPMENT MAINTENANCE | VAPROX LLC | 164.20 | 0.006363620 | 1.04 |
| EMISSIONS CONTROL EQUIPMENT MAINTENANCE | VAPROX LLC | 79.46 | 0.006363620 | 0.51 |
| EMISSIONS CONTROL EQUIPMENT MAINTENANCE | AUTOMATED WELLHEAD CON | 111.24 | 0.006363620 | 0.71 |
| EMISSIONS CONTROL EQUIPMENT MAINTENANCE | AUTOMATED WELLHEAD CON | 274.90 | 0.006363620 | 1.75 |
| EMISSIONS CONTROL EQUIPMENT MAINTENANCE | AUTOMATED WELLHEAD CON | 221.78 | 0.006363620 | 1.41 |
| EMISSIONS CONTROL EQUIPMENT MAINTENANCE | BCNC OILFIELD SERVICES LLC | 146.12 | 0.006363620 | 0.93 |
| EMISSIONS CONTROL EQUIPMENT MAINTENANCE | BCNC OILFIELD SERVICES LLC | 82.44 | 0.006363620 | 0.52 |
| EMISSIONS CONTROL EQUIPMENT MAINTENANCE | SCIENTIFIC AVIATION, INC | 96.14 | 0.006363620 | 0.61 |
| FUEL/ POWER / ELECTRICAL | XCEL ENERGY | 1,606.42 | 0.006363620 | 10.22 |
| GATHERING/TREATING/DEHYDRATION | GAS WELL SERVICES INC | 92.73 | 0.006363620 | 0.59 |
| GATHERING/TREATING/DEHYDRATION | GAS WELL SERVICES INC | 114.51 | 0.006363620 | 0.73 |
| GATHERING/TREATING/DEHYDRATION | MEWBOURNE OIL COMPANY-I | 38.01 | 0.006363620 | 0.24 |
| GATHERING/TREATING/DEHYDRATION | JET LABORATORIES INC | 59.13 | 0.006363620 | 0.38 |
| LEASE & FACILITY | MEWBOURNE OIL COMPANY | 212.50 | 0.006363620 | 1.35 |
| LEASE & FACILITY | MEWBOURNE OIL COMPANY | 212.50 | 0.006363620 | 1.35 |
| LEASE & FACILITY MAINTENANCE | STANDARD OIL FIELD SUPPLY | 83.35 | 0.006363620 | 0.53 |
| LEASE & FACILITY MAINTENANCE | TRIPLE T'S LINING LLC | 2,312.10 | 0.006363620 | 14.71 |
| LEASE & FACILITY MAINTENANCE | FLATLAND HOLDINGS LLC | 43.60 | 0.006363620 | 0.28 |
| LEASE & FACILITY MAINTENANCE | EXCALIBUR OILFIELD SERVIC | 99.33 | 0.006363620 | 0.64 |
| LEASE & FACILITY MAINTENANCE | ZIA ENERGY SERVICES LLC | 214.94 | 0.006363620 | 1.37 |
| LEASE & FACILITY MAINTENANCE | ZIA ENERGY SERVICES LLC | 153.53 | 0.006363620 | 0.98 |
| LEASE & FACILITY MAINTENANCE | ONE HORSE SERVICES LLC | 237.98 | 0.006363620 | 1.51 |
| LEASE & FACILITY MAINTENANCE | ONE HORSE SERVICES LLC | 239.97 | 0.006363620 | 1.53 |
| LEASE & FACILITY MAINTENANCE | ONE HORSE SERVICES LLC | 240.73 | 0.006363620 | 1.53 |
| LEASE & FACILITY MAINTENANCE | ONE HORSE SERVICES LLC | 123.33 | 0.006363620 | 0.78 |
| OVERHEAD-FIXED RATE | MEWBOURNE OIL COMPANY | 807.20 | 0.006363620 | 5.14 |
| PUMPING | MEWBOURNE OIL COMPANY | 900.00 | 0.006363620 | 5.73 |
| PUMPING | MEWBOURNE OIL COMPANY | 900.00 | 0.006363620 | 5.73 |
| RENTAL SERVICES | KODIAK GAS SERVICES LLC | 542.24 | 0.006363620 | 3.45 |
| RENTAL SERVICES | KODIAK GAS SERVICES LLC | 4,258.06 | 0.006363620 | 27.10 |
| SALT WATER DISPOSAL | MEWBOURNE OIL COMPANY | 25,099.20 | 0.006363620 | 159.72 |
| Total Lease Operating Expense Cost | | 41,324.08 | | 262.98 |
| 72186000-30 SUBTOTAL | | 41,324.08 | | 262.98 |

02-01-2022

MEWBOURNE OIL COMPANY

SIANA OIL & GAS CO, LLC
TOM M RAGSDALE
P O BOX 2246
CONROE, TX 77305

INVOICE NO.: 202201-01870
INVOICE DATE: 1-31-2022
OWNER: 035904-1
BILLING FOR: January 2022



| REFERENCE/DESCRIPTION OF CHARGES | GROSS CHARGES | WORKING INTEREST | NET CHARGE | |
|---|-----------------------------|------------------|-------------|------|
| PROPERTY 72186000 TOTAL | 41,324.08 | 262.98 | | |
| 72186000PREPAYMENTS | | | -262.98 | |
| PROPERTY: 72310000 72310000-30 IBEX 15/10 B1PA FED COM 2H | | | | |
| Lease Operating Expense | | | | |
| AUTOMATION MAINTENANCE | TANKLOGIX LLC | 15.34 | 0.000539020 | 0.01 |
| AUTOMATION MAINTENANCE | TANKLOGIX LLC | 20.17 | 0.000539020 | 0.01 |
| AUTOMATION MAINTENANCE | TANKLOGIX LLC | 69.97 | 0.000539020 | 0.04 |
| CHEMICALS-WATER TREATING | CRAIN HOT OIL SERVICE LLC | 185.52 | 0.000539020 | 0.10 |
| CHEMICALS-WATER TREATING | JACAM CATALYST LLC | 493.21 | 0.000539020 | 0.27 |
| CHEMICALS-WATER TREATING | JACAM CATALYST LLC | 5,897.65 | 0.000539020 | 3.18 |
| CHEMICALS-WATER TREATING | JACAM CATALYST LLC | 986.42 | 0.000539020 | 0.53 |
| CHEMICALS-WATER TREATING | ENVIROKLEAN PRODUCT DEV | 2,812.76 | 0.000539020 | 1.52 |
| CHEMICALS-WATER TREATING | ENVIROKLEAN PRODUCT DEV | 540.05 | 0.000539020 | 0.29 |
| EMISSIONS CONTROL EQUIPMENT MAINTENANCE | VAPROX LLC | 332.09 | 0.000539020 | 0.18 |
| EMISSIONS CONTROL EQUIPMENT MAINTENANCE | Q2 ARTIFICIAL LIFT SERVICES | 191.10 | 0.000539020 | 0.10 |
| EMISSIONS CONTROL EQUIPMENT MAINTENANCE | AUTOMATED WELLHEAD COM | 263.91 | 0.000539020 | 0.14 |
| EMISSIONS CONTROL EQUIPMENT MAINTENANCE | AUTOMATED WELLHEAD COM | 661.44 | 0.000539020 | 0.36 |
| EMISSIONS CONTROL EQUIPMENT MAINTENANCE | SCIENTIFIC AVIATION, INC | 96.16 | 0.000539020 | 0.05 |
| FUEL/ POWER / ELECTRICAL | XCEL ENERGY | 3,122.47 | 0.000539020 | 1.68 |
| GATHERING/TREATING/DEHYDRATION | MEWBOURNE OIL COMPANY-I | 200.00 | 0.000539020 | 0.11 |
| GATHERING/TREATING/DEHYDRATION | LEGACY SAFETY AND CONSU | 125.29 | 0.000539020 | 0.07 |
| LEASE & FACILITY | MEWBOURNE OIL COMPANY | 425.00 | 0.000539020 | 0.23 |
| LEASE & FACILITY | MEWBOURNE OIL COMPANY | 850.00 | 0.000539020 | 0.46 |
| LEASE & FACILITY | MEWBOURNE OIL COMPANY | 850.00 | 0.000539020 | 0.46 |
| LEASE & FACILITY | MEWBOURNE OIL COMPANY | 212.50 | 0.000539020 | 0.11 |
| LEASE & FACILITY MAINTENANCE | TURNCO ENTERPRISES LLC | 11.25 | 0.000539020 | 0.01 |
| LEASE & FACILITY MAINTENANCE | TURNCO ENTERPRISES LLC | 11.25 | 0.000539020 | 0.01 |
| LEASE & FACILITY MAINTENANCE | TURNCO ENTERPRISES LLC | 18.75 | 0.000539020 | 0.01 |
| LEASE & FACILITY MAINTENANCE | INGRAM PROFESSIONAL SERV | 323.69 | 0.000539020 | 0.17 |
| LEASE & FACILITY MAINTENANCE | INGRAM PROFESSIONAL SERV | 17.31 | 0.000539020 | 0.01 |
| LEASE & FACILITY MAINTENANCE | INGRAM PROFESSIONAL SERV | 133.51 | 0.000539020 | 0.07 |
| LEASE & FACILITY MAINTENANCE | H-M TRUCKING LLC | 137.56 | 0.000539020 | 0.07 |
| LEASE & FACILITY MAINTENANCE | H-M TRUCKING LLC | 458.56 | 0.000539020 | 0.25 |
| LEASE & FACILITY MAINTENANCE | H-M TRUCKING LLC | 458.55 | 0.000539020 | 0.25 |
| LEASE & FACILITY MAINTENANCE | Q2 ARTIFICIAL LIFT SERVICES | 126.46 | 0.000539020 | 0.07 |
| LEASE & FACILITY MAINTENANCE | EP&S LLC | 189.61 | 0.000539020 | 0.10 |
| LEASE & FACILITY MAINTENANCE | DIVINE WIRELINE SOLUTIONS | 284.12 | 0.000539020 | 0.15 |
| LEASE & FACILITY MAINTENANCE | DIVINE WIRELINE SOLUTIONS | 2.12 | 0.000539020 | 0.00 |
| LEASE & FACILITY MAINTENANCE | DIVINE WIRELINE SOLUTIONS | 16.45 | 0.000539020 | 0.01 |
| MISCELLANEOUS EQUIPMENT RENTAL | MEWBOURNE OIL COMPANY | 190.13 | 0.000539020 | 0.10 |
| OVERHEAD-FIXED RATE | MEWBOURNE OIL COMPANY | 889.09 | 0.000539020 | 0.48 |

02-01-2022

MEWBOURNE OIL COMPANY

SIANA OIL & GAS CO, LLC
TOM M RAGSDALE
P O BOX 2246
CONROE, TX 77305

INVOICE NO.: 202201-01870

INVOICE DATE: 1-31-2022

OWNER: 035904-1

BILLING FOR: January 2022

| REFERENCE/DESCRIPTION OF CHARGES | | GROSS CHARGES | WORKING INTEREST | NET CHARGE |
|------------------------------------|---------------------------|------------------|---------------------|---------------|
| PRIME MOVER / PUMP MAINTENANCE | HR COMPRESSION & SERVICE | 296.58 | 0.000539020 | 0.16 |
| PRIME MOVER / PUMP MAINTENANCE | HR COMPRESSION & SERVICE | 1,603.58 | 0.000539020 | 0.86 |
| PRIME MOVER / PUMP MAINTENANCE | WILDCAT PUMP & ENGINE RE | 339.60 | 0.000539020 | 0.18 |
| PUMPING | MEWBOURNE OIL COMPANY | 900.00 | 0.000539020 | 0.49 |
| PUMPING | MEWBOURNE OIL COMPANY | 900.00 | 0.000539020 | 0.49 |
| RENTAL SERVICES | TOTAL OPERATIONS & PRODU | 4,874.08 | 0.000539020 | 2.63 |
| SALT WATER DISPOSAL | OWL SWD OPERATING LLC | 13,811.98 | 0.000539020 | 7.44 |
| SALT WATER DISPOSAL | NGL WATER SOLUTIONS PERM | 10,408.03 | 0.000539020 | 5.61 |
| SALT WATER DISPOSAL | LIMESTONE BASIN PROPERTIE | 876.30 | 0.000539020 | 0.47 |
| Total Lease Operating Expense Cost | | 55,629.61 | | 29.99 |
| 72310000-30 SUBTOTAL | | 55,629.61 | 29.99 | |
| PROPERTY 72310000 TOTAL | | 55,629.61 | 29.99 | |

Netted Owner

02-01-2022

MEWBOURNE OIL COMPANY
P O BOX 7698
TYLER, TX 75711-7698



*9

RECEIVED
BY: AS
DATE: 3/15/2022



SIANA OIL & GAS CO, LLC
TOM M RAGSDALE
P O BOX 2246
CONROE, TX 77305

0

1648

RECEIVED
JUN 24 2022

MEWBOURNE OIL COMPANY

MEWBOURNE OIL COMPANY

P O BOX 7698

TYLER, TX 75711-7698

SIANA OIL & GAS CO, LLC
TOM M RAGSDALE
P O BOX 2246
CONROE, TX 77305

INVOICE NO.: 202202-03423
INVOICE DATE: 2-28-2022
OWNER: 035904-1
BILLING FOR: February 2022

BALANCE FORWARD**28,098.45**

| CURRENT PERIOD ADJUSTMENT | | | | | AMOUNT |
|--|----------|-------------------|-----------------|--|-------------------|
| NETTING FROM REVENUE | | | | | |
| INVOICE #: 202201-01870 INVOICE DATE: 02/10/2022 | | | | | -28,098.45 |
| TOTAL CURRENT PERIOD ADJUSTMENT | | | | | -28,098.45 |
| CURRENT CHARGES | | GROSS | INTEREST | | NET |
| 62390000 - PRONGHORN 15 B3BO FED COM 1H | TIER: 30 | 15,513.59 | 0.0683747500 | | 1,060.77 |
| 62391000 - PRONGHORN 15 B3CN FED COM 1H | TIER: 30 | 12,972.22 | 0.0683747500 | | 887.00 |
| 62392000 - PRONGHORN 15 B3DM FED COM 1H | TIER: 30 | 15,646.56 | 0.0683747500 | | 1,069.82 |
| 62774000 - IBEX 10 B3MD FED COM 1H | TIER: 30 | 17,934.19 | 0.0527536400 | | 946.11 |
| 62775000 - IBEX 10 B3NC FED COM 1H | TIER: 30 | 16,854.00 | 0.0527536400 | | 889.12 |
| 62776000 - IBEX 10 B3OB FED COM 1H | TIER: 30 | 21,591.51 | 0.0322507100 | | 696.34 |
| 62906000 - GAZELLE 22 B2MD FED COM 2H | TIER: 30 | 20,331.84 | 0.1969919400 | | 4,005.23 |
| 62915000 - CREEDENCE 21/16 W0ED ST COM 2H | TIER: 30 | 36,635.78 | 0.0063636200 | | 233.12 |
| 62916000 - CREEDENCE 21/16 W1ED ST COM 1H | TIER: 30 | 41,989.03 | 0.0063636200 | | 267.19 |
| 62948000 - INLAND 26/23 B2PI STATE COM 1H | TIER: 30 | 25,323.38 | 0.1000000000 | | 2,532.35 |
| 62958000 - GAZELLE 22 B3MD FED COM 1H | TIER: 30 | 10,552.92 | 0.1969919400 | | 2,078.85 |
| 72076000 - INLAND 26/23 B2OJ STATE COM 1H | TIER: 30 | 67,443.52 | 0.1000000000 | | 6,744.33 |
| 72185000 - CREEDENCE 21/16 W0FC ST COM 4H | TIER: 30 | 48,512.25 | 0.0063636200 | | 308.71 |
| 72186000 - CREEDENCE 21/16 W1FC ST COM 3H | TIER: 30 | 33,226.60 | 0.0063636200 | | 211.42 |
| 72310000 - IBEX 15/10 B1PA FED COM 2H | TIER: 30 | 36,573.77 | 0.0005390200 | | 19.73 |
| 72580000 - OXY BYPASS 16 STATE 1 | TIER: 30 | 800.00 | 0.1260000000 | | 100.80 |
| TOTAL CURRENT CHARGES | | 421,901.16 | | | 22,050.89 |
| APPLIED ADVANCES | | | | | |
| 72185000 - CREEDENCE 21/16 W0FC ST COM 4H | | | | | -308.71 |
| 72186000 - CREEDENCE 21/16 W1FC ST COM 3H | | | | | -211.42 |
| APPLIED ADVANCES TOTAL | | | | | -520.13 |
| INVOICE TOTAL | | | | | 21,530.76 |
| OUTSTANDING BALANCE | | | | | 21,530.76 |

03-01-2022

MEWBOURNE OIL COMPANY

Page 2

SIANA OIL & GAS CO, LLC
TOM M RAGSDALE
P O BOX 2246
CONROE, TX 77305

INVOICE NO.: 202202-03423
INVOICE DATE: 2-28-2022
OWNER: 035904-1
BILLING FOR: February 2022

PLEASE INDICATE INVOICE# 202202-03423
AND ACCOUNT# 035904-1
ON REMITTANCE
PAYMENT DUE 15 DAYS AFTER RECEIPT OF INVOICE PAYABLE IN US DOLLARS

FOR INQUIRIES, PLEASE CONTACT (903) 561-2900

Netted Owner

03-01-2022

MEWBOURNE OIL COMPANY

SIANA OIL & GAS CO, LLC
TOM M RAGSDALE
P O BOX 2246
CONROE, TX 77305

INVOICE NO.: 202202-03423
INVOICE DATE: 2-28-2022
OWNER: 035904-1
BILLING FOR: February 2022



| REFERENCE/DESCRIPTION OF CHARGES | | GROSS CHARGES | WORKING INTEREST | NET CHARGE |
|--|---------------------------|------------------|------------------|------------|
| PROPERTY: 62390000 62390000-30 PRONGHORN 15 B3BO FED COM 1H | | | | |
| <u>Lease Operating Expense</u> | | | | |
| AUTOMATION MAINTENANCE | AMERICAN MILLENNIUM COR | 25.70 | 0.068374750 | 1.76 |
| CHEMICALS-WATER TREATING | JACAM CATALYST LLC | 493.21 | 0.068374750 | 33.72 |
| CHEMICALS-WATER TREATING | ENVIROKLEAN PRODUCT DEV | 135.89 | 0.068374750 | 9.29 |
| CHEMICALS-WATER TREATING | ENVIROKLEAN PRODUCT DEV | 407.67 | 0.068374750 | 27.88 |
| CHEMICALS-WATER TREATING | ENVIROKLEAN PRODUCT DEV | 2,942.50 | 0.068374750 | 201.19 |
| EMISSIONS CONTROL EQUIPMENT MAINTENANCE | G&A FABRICATION LLC | 444.38 | 0.068374750 | 30.39 |
| FUEL/ POWER / ELECTRICAL | XCEL ENERGY | 2,439.85 | 0.068374750 | 166.83 |
| GATHERING/TREATING/DEHYDRATION | PRO-KEM INC | 294.94 | 0.068374750 | 20.17 |
| LEASE & FACILITY | MEWBOURNE OIL COMPANY | 900.00 | 0.068374750 | 61.54 |
| LEASE & FACILITY | MEWBOURNE OIL COMPANY | 225.00 | 0.068374750 | 15.38 |
| LEASE & FACILITY MAINTENANCE | MEWBOURNE OIL COMPANY | 473.76 | 0.068374750 | 32.39 |
| LEASE & FACILITY MAINTENANCE | T&J VALVE | 137.79 | 0.068374750 | 9.42 |
| LEASE & FACILITY MAINTENANCE | GARNER PUMP & SUPPLY INC | 54.59 | 0.068374750 | 3.73 |
| LEASE & FACILITY MAINTENANCE | TURNCO ENTERPRISES LLC | 420.00 | 0.068374750 | 28.72 |
| LEASE & FACILITY MAINTENANCE | H-M TRUCKING LLC | 13.10 | 0.068374750 | 0.90 |
| LEASE & FACILITY MAINTENANCE | H-M TRUCKING LLC | 137.57 | 0.068374750 | 9.41 |
| MISCELLANEOUS EQUIPMENT RENTAL | MEWBOURNE OIL COMPANY | 190.13 | 0.068374750 | 13.00 |
| OVERHEAD-FIXED RATE | MEWBOURNE OIL COMPANY | 864.00 | 0.068374750 | 59.08 |
| PUMPING | MEWBOURNE OIL COMPANY | 900.00 | 0.068374750 | 61.54 |
| PUMPING | MEWBOURNE OIL COMPANY | 450.00 | 0.068374750 | 30.77 |
| SALT WATER DISPOSAL | OWL SWD OPERATING LLC | 3,350.93 | 0.068374750 | 229.12 |
| SALT WATER DISPOSAL | LIMESTONE BASIN PROPERTIE | 212.58 | 0.068374750 | 14.54 |
| Total Lease Operating Expense Cost | | 15,513.59 | | 1,060.77 |
| 62390000-30 SUBTOTAL | | 15,513.59 | 1,060.77 | |
| PROPERTY 62390000 TOTAL | | 15,513.59 | 1,060.77 | |

PROPERTY: 62391000 62391000-30 PRONGHORN 15 B3CN FED COM 1H

Lease Operating Expense

| | | | | |
|---|--------------------------|----------|-------------|--------|
| AUTOMATION MAINTENANCE | TANKLOGIX LLC | 526.92 | 0.068374750 | 36.03 |
| CHEMICALS-WATER TREATING | JACAM CATALYST LLC | 493.21 | 0.068374750 | 33.72 |
| CHEMICALS-WATER TREATING | ENVIROKLEAN PRODUCT DEV | 32.10 | 0.068374750 | 2.20 |
| CHEMICALS-WATER TREATING | ENVIROKLEAN PRODUCT DEV | 96.30 | 0.068374750 | 6.59 |
| CHEMICALS-WATER TREATING | ENVIROKLEAN PRODUCT DEV | 2,808.75 | 0.068374750 | 192.05 |
| CHEMICALS-WATER TREATING | ENVIROKLEAN PRODUCT DEV | 2,006.25 | 0.068374750 | 137.18 |
| EMISSIONS CONTROL EQUIPMENT MAINTENANCE | G&A FABRICATION LLC | 601.58 | 0.068374750 | 41.13 |
| FUEL/ POWER / ELECTRICAL | XCEL ENERGY | 398.05 | 0.068374750 | 27.22 |
| GATHERING/TREATING/DEHYDRATION | PRO-KEM INC | 294.94 | 0.068374750 | 20.17 |
| LEASE & FACILITY | MEWBOURNE OIL COMPANY | 306.00 | 0.068374750 | 20.92 |
| LEASE & FACILITY MAINTENANCE | MEWBOURNE OIL COMPANY | 473.76 | 0.068374750 | 32.39 |
| LEASE & FACILITY MAINTENANCE | GARNER PUMP & SUPPLY INC | 52.57 | 0.068374750 | 3.60 |

03-01-2022

MEWBOURNE OIL COMPANY

Page 4

SIANA OIL & GAS CO, LLC
TOM M RAGSDALE
P O BOX 2246
CONROE, TX 77305

INVOICE NO.: 202202-03423
INVOICE DATE: 2-28-2022
OWNER: 035904-1
BILLING FOR: February 2022

| REFERENCE/DESCRIPTION OF CHARGES | | GROSS CHARGES | WORKING INTEREST | NET CHARGE |
|------------------------------------|---------------------------|---------------|------------------|------------|
| LEASE & FACILITY MAINTENANCE | II-M TRUCKING LLC | 13.10 | 0.068374750 | 0.90 |
| MISCELLANEOUS EQUIPMENT RENTAL | MEWBOURNE OIL COMPANY | 190.13 | 0.068374750 | 13.00 |
| OVERHEAD-FIXED RATE | MEWBOURNE OIL COMPANY | 864.00 | 0.068374750 | 59.08 |
| PRIME MOVER / PUMP MAINTENANCE | HR COMPRESSION & SERVICE | 814.74 | 0.068374750 | 55.71 |
| PUMPING | MEWBOURNE OIL COMPANY | 900.00 | 0.068374750 | 61.54 |
| PUMPING | MEWBOURNE OIL COMPANY | 225.00 | 0.068374750 | 15.38 |
| SALT WATER DISPOSAL | OWL SWD OPERATING LLC | 1,762.95 | 0.068374750 | 120.54 |
| SALT WATER DISPOSAL | LIMESTONE BASIN PROPERTIE | 111.87 | 0.068374750 | 7.65 |
| Total Lease Operating Expense Cost | | 12,972.22 | | 887.00 |

62391000-30 SUBTOTAL

12,972.22

887.00

PROPERTY 62391000 TOTAL

12,972.22

887.00

PROPERTY: 62392000 62392000-30 PRONGHORN 15 B3DM FED COM 1H

Lease Operating Expense

| | | | | |
|---|---------------------------|-----------|-------------|----------|
| AUTOMATION MAINTENANCE | TANKLOGIX LLC | 526.94 | 0.068374750 | 36.03 |
| CHEMICALS-WATER TREATING | JACAM CATALYST LLC | 493.21 | 0.068374750 | 33.72 |
| CHEMICALS-WATER TREATING | ENVIROKLEAN PRODUCT DEV | 33.17 | 0.068374750 | 2.27 |
| CHEMICALS-WATER TREATING | ENVIROKLEAN PRODUCT DEV | 99.51 | 0.068374750 | 6.80 |
| CHEMICALS-WATER TREATING | ENVIROKLEAN PRODUCT DEV | 2,808.75 | 0.068374750 | 192.05 |
| CHEMICALS-WATER TREATING | ENVIROKLEAN PRODUCT DEV | 2,006.25 | 0.068374750 | 137.17 |
| EMISSIONS CONTROL EQUIPMENT MAINTENANCE | G&A FABRICATION LLC | 601.61 | 0.068374750 | 41.14 |
| FUEL/ POWER / ELECTRICAL | XCEL ENERGY | 2,687.38 | 0.068374750 | 183.75 |
| LEASE & FACILITY | MEWBOURNE OIL COMPANY | 225.00 | 0.068374750 | 15.38 |
| LEASE & FACILITY | MEWBOURNE OIL COMPANY | 450.00 | 0.068374750 | 30.77 |
| LEASE & FACILITY | MEWBOURNE OIL COMPANY | 297.00 | 0.068374750 | 20.31 |
| LEASE & FACILITY MAINTENANCE | MEWBOURNE OIL COMPANY | 473.76 | 0.068374750 | 32.39 |
| LEASE & FACILITY MAINTENANCE | HOBBS ANCHOR INC | 385.08 | 0.068374750 | 26.33 |
| LEASE & FACILITY MAINTENANCE | GARNER PUMP & SUPPLY INC | 52.59 | 0.068374750 | 3.60 |
| LEASE & FACILITY MAINTENANCE | H-M TRUCKING LLC | 13.10 | 0.068374750 | 0.90 |
| MISCELLANEOUS EQUIPMENT RENTAL | MEWBOURNE OIL COMPANY | 190.13 | 0.068374750 | 13.00 |
| OVERHEAD FIXED RATE | MEWBOURNE OIL COMPANY | 864.03 | 0.068374750 | 59.08 |
| PRIME MOVER / PUMP MAINTENANCE | HR COMPRESSION & SERVICE | 722.51 | 0.068374750 | 49.40 |
| PUMPING | MEWBOURNE OIL COMPANY | 900.00 | 0.068374750 | 61.53 |
| PUMPING | MEWBOURNE OIL COMPANY | 225.00 | 0.068374750 | 15.38 |
| SALT WATER DISPOSAL | OWL SWD OPERATING LLC | 1,496.57 | 0.068374750 | 102.33 |
| SALT WATER DISPOSAL | LIMESTONE BASIN PROPERTIE | 94.97 | 0.068374750 | 6.49 |
| Total Lease Operating Expense Cost | | 15,646.56 | | 1,069.82 |

62392000-30 SUBTOTAL

15,646.56

1,069.82

PROPERTY 62392000 TOTAL

15,646.56

1,069.82

PROPERTY: 62774000 62774000-30 IBEX 10 B3MD FED COM 1H

Lease Operating Expense

03-01-2022

MEWBOURNE OIL COMPANY

SIANA OIL & GAS CO, LLC
TOM M RAGSDALE
P O BOX 2246
CONROE, TX 77305

INVOICE NO.: 202202-03423
INVOICE DATE: 2-28-2022
OWNER: 035904-1
BILLING FOR: February 2022

| REFERENCE/DESCRIPTION OF CHARGES | | GROSS CHARGES | WORKING INTEREST | NET CHARGE |
|---|---------------------------|---------------|------------------|------------|
| AUTOMATION MAINTENANCE | AMERICAN MILLENNIUM COR | 25.70 | 0.052753640 | 1.36 |
| CHEMICALS-WATER TREATING | JACAM CATALYST LLC | 493.21 | 0.052753640 | 26.02 |
| CHEMICALS-WATER TREATING | ENVIROKLEAN PRODUCT DEV | 116.63 | 0.052753640 | 6.15 |
| CHEMICALS-WATER TREATING | ENVIROKLEAN PRODUCT DEV | 349.89 | 0.052753640 | 18.46 |
| COMPANY SUPERVISION | MEWBOURNE OIL COMPANY | 1,584.00 | 0.052753640 | 83.56 |
| COMPANY SUPERVISION | MEWBOURNE OIL COMPANY | 1,600.00 | 0.052753640 | 84.41 |
| COMPANY SUPERVISION | MEWBOURNE OIL COMPANY | 528.00 | 0.052753640 | 27.85 |
| EMISSIONS CONTROL EQUIPMENT MAINTENANCE | G&A FABRICATION LLC | 199.30 | 0.052753640 | 10.52 |
| FUEL/ POWER / ELECTRICAL | XCEL ENERGY | 752.06 | 0.052753640 | 39.68 |
| GATHERING/TREATING/DEHYDRATION | PRO-KEM INC | 402.19 | 0.052753640 | 21.22 |
| LEASE & FACILITY | MEWBOURNE OIL COMPANY | 450.00 | 0.052753640 | 23.74 |
| LEASE & FACILITY | MEWBOURNE OIL COMPANY | 225.00 | 0.052753640 | 11.87 |
| LEASE & FACILITY MAINTENANCE | MEWBOURNE OIL COMPANY | 473.76 | 0.052753640 | 24.99 |
| LEASE & FACILITY MAINTENANCE | TURNCO ENTERPRISES LLC | 210.00 | 0.052753640 | 11.08 |
| LEASE & FACILITY MAINTENANCE | H-M TRUCKING LLC | 13.10 | 0.052753640 | 0.69 |
| LEASE & FACILITY MAINTENANCE | H-M TRUCKING LLC | 183.42 | 0.052753640 | 9.68 |
| MISCELLANEOUS EQUIPMENT RENTAL | MEWBOURNE OIL COMPANY | 190.13 | 0.052753640 | 10.03 |
| OVERHEAD-FIXED RATE | MEWBOURNE OIL COMPANY | 889.09 | 0.052753640 | 46.90 |
| PUMPING | MEWBOURNE OIL COMPANY | 900.00 | 0.052753640 | 47.48 |
| PUMPING | MEWBOURNE OIL COMPANY | 450.00 | 0.052753640 | 23.74 |
| RENTAL SERVICES | SERVICE COMPRESSION LLC | 4,874.08 | 0.052753640 | 257.12 |
| SALT WATER DISPOSAL | OWL SWD OPERATING LLC | 2,844.20 | 0.052753640 | 150.04 |
| SALT WATER DISPOSAL | LIMESTONE BASIN PROPERTIE | 180.43 | 0.052753640 | 9.52 |
| Total Lease Operating Expense Cost | | 17,934.19 | | 946.11 |

62774000-30 SUBTOTAL

17,934.19

946.11

PROPERTY 62774000 TOTAL

17,934.19

946.11

PROPERTY: 62775000 62775000-30 IBEX 10 B3NC FED COM 1H

Lease Operating Expense

| | | | | |
|---|-------------------------|----------|-------------|-------|
| AUTOMATION MAINTENANCE | AMERICAN MILLENNIUM COR | 25.70 | 0.052753640 | 1.36 |
| CHEMICALS-WATER TREATING | JACAM CATALYST LLC | 986.42 | 0.052753640 | 52.04 |
| CHEMICALS-WATER TREATING | ENVIROKLEAN PRODUCT DEV | 79.18 | 0.052753640 | 4.17 |
| CHEMICALS-WATER TREATING | ENVIROKLEAN PRODUCT DEV | 237.54 | 0.052753640 | 12.53 |
| COMPANY SUPERVISION | MEWBOURNE OIL COMPANY | 1,584.00 | 0.052753640 | 83.56 |
| COMPANY SUPERVISION | MEWBOURNE OIL COMPANY | 1,600.00 | 0.052753640 | 84.41 |
| EMISSIONS CONTROL EQUIPMENT MAINTENANCE | G&A FABRICATION LLC | 199.33 | 0.052753640 | 10.52 |
| FUEL/ POWER / ELECTRICAL | XCEL ENERGY | 537.18 | 0.052753640 | 28.34 |
| GATHERING/TREATING/DEHYDRATION | PRO-KEM INC | 402.19 | 0.052753640 | 21.22 |
| LEASE & FACILITY | MEWBOURNE OIL COMPANY | 450.00 | 0.052753640 | 23.74 |
| LEASE & FACILITY | MEWBOURNE OIL COMPANY | 225.00 | 0.052753640 | 11.87 |
| LEASE & FACILITY MAINTENANCE | MEWBOURNE OIL COMPANY | 473.76 | 0.052753640 | 24.99 |
| LEASE & FACILITY MAINTENANCE | TURNCO ENTERPRISES LLC | 210.00 | 0.052753640 | 11.08 |

03-01-2022

MEWBOURNE OIL COMPANY

Page 6

SIANA OIL & GAS CO, LLC
TOM M RAGSDALE
P O BOX 2246
CONROE, TX 77305

INVOICE NO.: 202202-03423
INVOICE DATE: 2-28-2022
OWNER: 035904-1
BILLING FOR: February 2022

| REFERENCE/DESCRIPTION OF CHARGES | | GROSS CHARGES | WORKING INTEREST | NET CHARGE |
|---|---------------------------|---------------|------------------|------------|
| LEASE & FACILITY MAINTENANCE | H-M TRUCKING LLC | 13.10 | 0.052753640 | 0.69 |
| LEASE & FACILITY MAINTENANCE | H-M TRUCKING LLC | 183.43 | 0.052753640 | 9.68 |
| MISCELLANEOUS EQUIPMENT RENTAL | MEWBOURNE OIL COMPANY | 190.13 | 0.052753640 | 10.03 |
| OVERHEAD-FIXED RATE | MEWBOURNE OIL COMPANY | 889.09 | 0.052753640 | 46.90 |
| PUMPING | MEWBOURNE OIL COMPANY | 900.00 | 0.052753640 | 47.48 |
| PUMPING | MEWBOURNE OIL COMPANY | 450.00 | 0.052753640 | 23.74 |
| RENTAL SERVICES | SERVICE COMPRESSION LLC | 4,924.10 | 0.052753640 | 259.76 |
| SALT WATER DISPOSAL | OWL SWD OPERATING LLC | 2,156.99 | 0.052753640 | 113.79 |
| SALT WATER DISPOSAL | LIMESTONE BASIN PROPERTIE | 136.86 | 0.052753640 | 7.22 |
| Total Lease Operating Expense Cost | | 16,854.00 | | 889.12 |
| 62775000-30 SUBTOTAL | | 16,854.00 | 889.12 | |
| PROPERTY 62775000 TOTAL | | 16,854.00 | 889.12 | |
| PROPERTY: 62776000 62776000-30 IBEX 10 B3OB FED COM 1H | | | | |
| Lease Operating Expense | | | | |
| AUTOMATION MAINTENANCE | AMERICAN MILLENNIUM COR | 25.70 | 0.032250710 | 0.83 |
| CHEMICALS-WATER TREATING | JACAM CATALYST LLC | 986.42 | 0.032250710 | 31.81 |
| CHEMICALS-WATER TREATING | ENVIROKLEAN PRODUCT DEV | 96.30 | 0.032250710 | 3.11 |
| CHEMICALS-WATER TREATING | ENVIROKLEAN PRODUCT DEV | 288.90 | 0.032250710 | 9.32 |
| CHEMICALS-WATER TREATING | ENVIROKLEAN PRODUCT DEV | 2,942.50 | 0.032250710 | 94.90 |
| COMPANY SUPERVISION | MEWBOURNE OIL COMPANY | 1,632.00 | 0.032250710 | 52.63 |
| COMPANY SUPERVISION | MEWBOURNE OIL COMPANY | 1,600.00 | 0.032250710 | 51.60 |
| EMISSIONS CONTROL EQUIPMENT MAINTENANCE | G&A FABRICATION LLC | 433.59 | 0.032250710 | 13.98 |
| EMISSIONS CONTROL EQUIPMENT MAINTENANCE | G&A FABRICATION LLC | 140.24 | 0.032250710 | 4.52 |
| FUEL/ POWER / ELECTRICAL | XCEL ENERGY | 680.11 | 0.032250710 | 21.94 |
| LEASE & FACILITY | MEWBOURNE OIL COMPANY | 900.00 | 0.032250710 | 29.03 |
| LEASE & FACILITY | MEWBOURNE OIL COMPANY | 225.00 | 0.032250710 | 7.26 |
| LEASE & FACILITY MAINTENANCE | MEWBOURNE OIL COMPANY | 473.76 | 0.032250710 | 15.28 |
| LEASE & FACILITY MAINTENANCE | H-M TRUCKING LLC | 13.10 | 0.032250710 | 0.42 |
| LEASE & FACILITY MAINTENANCE | H-M TRUCKING LLC | 137.56 | 0.032250710 | 4.44 |
| MISCELLANEOUS EQUIPMENT RENTAL | MEWBOURNE OIL COMPANY | 190.13 | 0.032250710 | 6.13 |
| OVERHEAD-FIXED RATE | MEWBOURNE OIL COMPANY | 889.09 | 0.032250710 | 28.67 |
| PUMPING | MEWBOURNE OIL COMPANY | 900.00 | 0.032250710 | 29.03 |
| PUMPING | MEWBOURNE OIL COMPANY | 450.00 | 0.032250710 | 14.51 |
| RENTAL SERVICES | NATURAL GAS SERVICES GRO | 4,199.74 | 0.032250710 | 135.44 |
| SALT WATER DISPOSAL | OWL SWD OPERATING LLC | 4,125.63 | 0.032250710 | 133.05 |
| SALT WATER DISPOSAL | LIMESTONE BASIN PROPERTIE | 261.74 | 0.032250710 | 8.44 |
| Total Lease Operating Expense Cost | | 21,591.51 | | 696.34 |
| 62776000-30 SUBTOTAL | | 21,591.51 | 696.34 | |
| PROPERTY 62776000 TOTAL | | 21,591.51 | 696.34 | |
| PROPERTY: 62906000 62906000-30 GAZELLE 22 B2MD FED COM 2H | | | | |

03-01-2022

SIANA OIL & GAS CO, LLC
TOM M RAGSDALE
P O BOX 2246
CONROE, TX 77305

INVOICE NO.: 202202-03423
INVOICE DATE: 2-28-2022
OWNER: 035904-1
BILLING FOR: February 2022



| REFERENCE/DESCRIPTION OF CHARGES | | GROSS CHARGES | WORKING INTEREST | NET CHARGE |
|---|---------------------------|---------------|------------------|------------|
| <u>Lease Operating Expense</u> | | | | |
| AUTOMATION MAINTENANCE | AMERICAN MILLENNIUM COR | 17.17 | 0.196991940 | 3.38 |
| CHEMICALS-WATER TREATING | JACAM CATALYST LLC | 493.21 | 0.196991940 | 97.16 |
| CHEMICALS-WATER TREATING | ENVIROKLEAN PRODUCT DEV | 94.59 | 0.196991940 | 18.63 |
| CHEMICALS-WATER TREATING | ENVIROKLEAN PRODUCT DEV | 269.58 | 0.196991940 | 53.11 |
| EMISSIONS CONTROL EQUIPMENT MAINTENANCE | G&A FABRICATION LLC | 99.65 | 0.196991940 | 19.64 |
| EMISSIONS CONTROL EQUIPMENT MAINTENANCE | VAPROX LLC | 169.00 | 0.196991940 | 33.29 |
| FUEL/ POWER / ELECTRICAL | XCEL ENERGY | 1,011.56 | 0.196991940 | 199.25 |
| LEASE & FACILITY | MEWBOURNE OIL COMPANY | 450.00 | 0.196991940 | 88.65 |
| LEASE & FACILITY MAINTENANCE | MEWBOURNE OIL COMPANY | 473.76 | 0.196991940 | 93.32 |
| LEASE & FACILITY MAINTENANCE | GARNER PUMP & SUPPLY INC | 139.61 | 0.196991940 | 27.50 |
| LEASE & FACILITY MAINTENANCE | GARNER PUMP & SUPPLY INC | 55.66 | 0.196991940 | 10.95 |
| LEASE & FACILITY MAINTENANCE | K&S OILFIELD SUPPLIES LLC | 9.78 | 0.196991940 | 1.93 |
| LEASE & FACILITY MAINTENANCE | K&S OILFIELD SUPPLIES LLC | 6.23 | 0.196991940 | 1.23 |
| LEASE & FACILITY MAINTENANCE | K&S OILFIELD SUPPLIES LLC | 14.93 | 0.196991940 | 2.95 |
| LEASE & FACILITY MAINTENANCE | K&S OILFIELD SUPPLIES LLC | 14.93 | 0.196991940 | 2.95 |
| LEASE & FACILITY MAINTENANCE | INGRAM PROFESSIONAL SERV | 122.44 | 0.196991940 | 24.12 |
| LEASE & FACILITY MAINTENANCE | H-M TRUCKING LLC | 13.10 | 0.196991940 | 2.58 |
| LEASE & FACILITY MAINTENANCE | WILDCAT PUMP & ENGINE REI | 374.60 | 0.196991940 | 73.79 |
| MISCELLANEOUS EQUIPMENT RENTAL | MEWBOURNE OIL COMPANY | 190.13 | 0.196991940 | 37.46 |
| OVERHEAD-FIXED RATE | MEWBOURNE OIL COMPANY | 889.09 | 0.196991940 | 175.14 |
| PUMPING | MEWBOURNE OIL COMPANY | 900.00 | 0.196991940 | 177.30 |
| PUMPING | MEWBOURNE OIL COMPANY | 450.00 | 0.196991940 | 88.65 |
| RENTAL SERVICES | USA COMPRESSION PARTNER | 5,011.26 | 0.196991940 | 987.18 |
| SALT WATER DISPOSAL | TRINITY OILFIELD SERVICES | 161.40 | 0.196991940 | 31.80 |
| SALT WATER DISPOSAL | TRINITY OILFIELD SERVICES | 94.15 | 0.196991940 | 18.55 |
| SALT WATER DISPOSAL | TRINITY OILFIELD SERVICES | 161.40 | 0.196991940 | 31.80 |
| SALT WATER DISPOSAL | TRINITY OILFIELD SERVICES | 201.75 | 0.196991940 | 39.75 |
| SALT WATER DISPOSAL | OWL SWD OPERATING LLC | 7,939.17 | 0.196991940 | 1,563.95 |
| SALT WATER DISPOSAL | LIMESTONE BASIN PROPERTIE | 503.69 | 0.196991940 | 99.22 |
| Total Lease Operating Expense Cost | | 20,331.84 | | 4,005.23 |
| 62906000-30 SUBTOTAL | | 20,331.84 | | 4,005.23 |
| PROPERTY 62906000 TOTAL | | 20,331.84 | | 4,005.23 |

PROPERTY: 62915000 62915000-30 CREEDENCE 21/16 W0ED ST COM 2H

Lease Operating Expense

| | | | | |
|---|----------------------------|----------|-------------|------|
| AUTOMATION MAINTENANCE | TANKLOGIX LLC | 29.27 | 0.006363620 | 0.18 |
| COMPRESSOR MAINTENANCE | KEYSTONE PUMP & SUPPLY L | 29.02 | 0.006363620 | 0.18 |
| COMPRESSOR MAINTENANCE | TRINITY OILFIELD SERVICES | 67.55 | 0.006363620 | 0.43 |
| EMISSIONS CONTROL EQUIPMENT MAINTENANCE | PACE OILFIELD SERVICES INC | 31.79 | 0.006363620 | 0.20 |
| EMISSIONS CONTROL EQUIPMENT MAINTENANCE | AUTOMATED WELLHEAD COM | 843.01 | 0.006363620 | 5.36 |
| EMISSIONS CONTROL EQUIPMENT MAINTENANCE | AUTOMATED WELLHEAD COM | 1,388.34 | 0.006363620 | 8.83 |

03-01-2022

MEWBOURNE OIL COMPANY

Page 8

SIANA OIL & GAS CO, LLC
TOM M RAGSDALE
P O BOX 2246
CONROE, TX 77305

INVOICE NO.: 202202-03423
INVOICE DATE: 2-28-2022
OWNER: 035904-1
BILLING FOR: February 2022

| REFERENCE/DESCRIPTION OF CHARGES | | GROSS CHARGES | WORKING INTEREST | NET CHARGE |
|---|-----------------------------|---------------|------------------|------------|
| EMISSIONS CONTROL EQUIPMENT MAINTENANCE | SCIENTIFIC AVIATION, INC | 111.48 | 0.006363620 | 0.71 |
| FUEL/ POWER / ELECTRICAL | XCEL ENERGY | 1,852.70 | 0.006363620 | 11.79 |
| GATHERING/TREATING/DEHYDRATION | MEWBOURNE OIL COMPANY-I | 38.01 | 0.006363620 | 0.24 |
| LEASE & FACILITY | MEWBOURNE OIL COMPANY | 225.00 | 0.006363620 | 1.43 |
| LEASE & FACILITY MAINTENANCE | MEWBOURNE OIL COMPANY | 473.76 | 0.006363620 | 3.02 |
| LEASE & FACILITY MAINTENANCE | GAS WELL SERVICES INC | 283.55 | 0.006363620 | 1.80 |
| LEASE & FACILITY MAINTENANCE | KEYSTONE PUMP & SUPPLY LI | 886.55 | 0.006363620 | 5.64 |
| LEASE & FACILITY MAINTENANCE | KEYSTONE PUMP & SUPPLY LI | 792.03 | 0.006363620 | 5.04 |
| LEASE & FACILITY MAINTENANCE | TRINITY OILFIELD SERVICES I | 1,035.16 | 0.006363620 | 6.59 |
| LEASE & FACILITY MAINTENANCE | ZIA ENERGY SERVICES LLC | 190.58 | 0.006363620 | 1.21 |
| LEASE & FACILITY MAINTENANCE | ZIA ENERGY SERVICES LLC | 127.05 | 0.006363620 | 0.81 |
| LEASE & FACILITY MAINTENANCE | ZIA ENERGY SERVICES LLC | 158.82 | 0.006363620 | 1.01 |
| LEASE & FACILITY MAINTENANCE | ZIA ENERGY SERVICES LLC | 158.82 | 0.006363620 | 1.01 |
| LEASE & FACILITY MAINTENANCE | ZIA ENERGY SERVICES LLC | 127.05 | 0.006363620 | 0.81 |
| OVERHEAD-FIXED RATE | MEWBOURNE OIL COMPANY | 889.09 | 0.006363620 | 5.66 |
| PUMPING | MEWBOURNE OIL COMPANY | 900.00 | 0.006363620 | 5.73 |
| PUMPING | MEWBOURNE OIL COMPANY | 900.00 | 0.006363620 | 5.73 |
| SALT WATER DISPOSAL | MEWBOURNE OIL COMPANY | 25,097.15 | 0.006363620 | 159.71 |
| Total Lease Operating Expense Cost | | 36,635.78 | | 233.12 |

62915000-30 SUBTOTAL

36,635.78

233.12

PROPERTY 62915000 TOTAL

36,635.78

233.12

PROPERTY: 62916000 62916000-30 CREEDENCE 21/16 WIED ST COM 1H

Lease Operating Expense

| | | | | |
|---|-----------------------------|----------|-------------|-------|
| AUTOMATION MAINTENANCE | TANKLOGIX LLC | 29.26 | 0.006363620 | 0.18 |
| COMPANY SUPERVISION | MEWBOURNE OIL COMPANY | 800.00 | 0.006363620 | 5.09 |
| COMPRESSOR MAINTENANCE | KEYSTONE PUMP & SUPPLY LI | 29.01 | 0.006363620 | 0.18 |
| COMPRESSOR MAINTENANCE | TRINITY OILFIELD SERVICES I | 67.55 | 0.006363620 | 0.43 |
| EMISSIONS CONTROL EQUIPMENT MAINTENANCE | PACE OILFIELD SERVICES INC | 31.79 | 0.006363620 | 0.20 |
| EMISSIONS CONTROL EQUIPMENT MAINTENANCE | AUTOMATED WELLHEAD COM | 843.00 | 0.006363620 | 5.36 |
| EMISSIONS CONTROL EQUIPMENT MAINTENANCE | AUTOMATED WELLHEAD COM | 1,388.29 | 0.006363620 | 8.83 |
| EMISSIONS CONTROL EQUIPMENT MAINTENANCE | SCIENTIFIC AVIATION, INC | 111.48 | 0.006363620 | 0.71 |
| FUEL/ POWER / ELECTRICAL | XCEL ENERGY | 2,923.66 | 0.006363620 | 18.61 |
| GATHERING/TREATING/DEHYDRATION | MEWBOURNE OIL COMPANY-I | 38.01 | 0.006363620 | 0.24 |
| LEASE & FACILITY | MEWBOURNE OIL COMPANY | 603.00 | 0.006363620 | 3.84 |
| LEASE & FACILITY MAINTENANCE | MEWBOURNE OIL COMPANY | 473.76 | 0.006363620 | 3.02 |
| LEASE & FACILITY MAINTENANCE | GAS WELL SERVICES INC | 283.59 | 0.006363620 | 1.80 |
| LEASE & FACILITY MAINTENANCE | KEYSTONE PUMP & SUPPLY LI | 886.55 | 0.006363620 | 5.64 |
| LEASE & FACILITY MAINTENANCE | KEYSTONE PUMP & SUPPLY LI | 792.04 | 0.006363620 | 5.04 |
| LEASE & FACILITY MAINTENANCE | STANDARD OIL FIELD SUPPLY | 256.86 | 0.006363620 | 1.63 |
| LEASE & FACILITY MAINTENANCE | TRINITY OILFIELD SERVICES I | 1,035.26 | 0.006363620 | 6.59 |
| LEASE & FACILITY MAINTENANCE | ZIA ENERGY SERVICES LLC | 190.59 | 0.006363620 | 1.21 |

03-01-2022

MEWBOURNE OIL COMPANY

SIANA OIL & GAS CO, LLC
TOM M RAGSDALE
P O BOX 2246
CONROE, TX 77305

INVOICE NO.: 202202-03423
INVOICE DATE: 2-28-2022
OWNER: 035904-1
BILLING FOR: February 2022



| REFERENCE/DESCRIPTION OF CHARGES | GROSS CHARGES | WORKING INTEREST | NET CHARGE |
|--|---------------|------------------|------------|
| LEASE & FACILITY MAINTENANCE ZIA ENERGY SERVICES LLC | 127.06 | 0.006363620 | 0.81 |
| LEASE & FACILITY MAINTENANCE ZIA ENERGY SERVICES LLC | 158.82 | 0.006363620 | 1.01 |
| LEASE & FACILITY MAINTENANCE ZIA ENERGY SERVICES LLC | 158.82 | 0.006363620 | 1.01 |
| LEASE & FACILITY MAINTENANCE ZIA ENERGY SERVICES LLC | 127.06 | 0.006363620 | 0.81 |
| OVERHEAD-FIXED RATE MEWBOURNE OIL COMPANY | 889.09 | 0.006363620 | 5.66 |
| PUMPING MEWBOURNE OIL COMPANY | 900.00 | 0.006363620 | 5.73 |
| PUMPING MEWBOURNE OIL COMPANY | 900.00 | 0.006363620 | 5.73 |
| SALT WATER DISPOSAL MEWBOURNE OIL COMPANY | 27,944.48 | 0.006363620 | 177.83 |
| Total Lease Operating Expense Cost | 41,989.03 | | 267.19 |

62916000-30 SUBTOTAL

41,989.03

267.19

PROPERTY 62916000 TOTAL

41,989.03

267.19

PROPERTY: 62948000 62948000-30 INLAND 26/23 B2PI STATE COM 1H

Lease Operating Expense

| | | | | |
|---|--------------------------|----------|-------------|--------|
| ARTIFICIAL LIFT RENTAL / REPAIR | ENDURANCE LIFT SOLUTIONS | 2,327.39 | 0.100000000 | 232.74 |
| ARTIFICIAL LIFT RENTAL / REPAIR | ENDURANCE LIFT SOLUTIONS | 2,619.11 | 0.100000000 | 261.91 |
| ARTIFICIAL LIFT RENTAL / REPAIR | ENDURANCE LIFT SOLUTIONS | 654.37 | 0.100000000 | 65.44 |
| CHEMICALS-WATER TREATING | JACAM CATALYST LLC | 493.21 | 0.100000000 | 49.32 |
| CHEMICALS-WATER TREATING | JACAM CATALYST LLC | 493.21 | 0.100000000 | 49.32 |
| CHEMICALS-WATER TREATING | JACAM CATALYST LLC | 493.21 | 0.100000000 | 49.32 |
| CHEMICALS-WATER TREATING | ENVIROKLEAN PRODUCT DEV | 1,094.61 | 0.100000000 | 109.46 |
| CHEMICALS-WATER TREATING | ENVIROKLEAN PRODUCT DEV | 895.59 | 0.100000000 | 89.56 |
| COMPANY SUPERVISION | MEWBOURNE OIL COMPANY | 800.00 | 0.100000000 | 80.00 |
| COMPANY SUPERVISION | MEWBOURNE OIL COMPANY | 1,600.00 | 0.100000000 | 160.00 |
| COMPRESSOR MAINTENANCE | ACCEL COMPRESSION, INC | 189.84 | 0.100000000 | 18.99 |
| CONTRACT SUPERVISION | TURNCO ENTERPRISES LLC | 1,113.00 | 0.100000000 | 111.30 |
| EMISSIONS CONTROL EQUIPMENT MAINTENANCE | GARNER PUMP & SUPPLY INC | 207.77 | 0.100000000 | 20.77 |
| EMISSIONS CONTROL EQUIPMENT MAINTENANCE | AUTOMATED WELLHEAD CON | 908.03 | 0.100000000 | 90.80 |
| EMISSIONS CONTROL EQUIPMENT MAINTENANCE | AUTOMATED WELLHEAD CON | 240.84 | 0.100000000 | 24.08 |
| EMISSIONS CONTROL EQUIPMENT MAINTENANCE | AUTOMATED WELLHEAD CON | 127.66 | 0.100000000 | 12.77 |
| EMISSIONS CONTROL EQUIPMENT MAINTENANCE | AUTOMATED WELLHEAD CON | 132.34 | 0.100000000 | 13.23 |
| EMISSIONS CONTROL EQUIPMENT MAINTENANCE | SCIENTIFIC AVIATION, INC | 108.62 | 0.100000000 | 10.86 |
| GATHERING/TREATING/DEHYDRATION | PRO-KEM INC | 58.99 | 0.100000000 | 5.90 |
| LEASE & FACILITY MAINTENANCE | MEWBOURNE OIL COMPANY | 433.00 | 0.100000000 | 43.30 |
| LEASE & FACILITY MAINTENANCE | MEWBOURNE OIL COMPANY | 473.76 | 0.100000000 | 47.38 |
| LEASE & FACILITY MAINTENANCE | T&J VALVE | 235.06 | 0.100000000 | 23.51 |
| LEASE & FACILITY MAINTENANCE | GARNER PUMP & SUPPLY INC | 254.41 | 0.100000000 | 25.44 |
| LEASE & FACILITY MAINTENANCE | TURNCO ENTERPRISES LLC | 189.00 | 0.100000000 | 18.90 |
| LEASE & FACILITY MAINTENANCE | TURNCO ENTERPRISES LLC | 147.00 | 0.100000000 | 14.70 |
| LEASE & FACILITY MAINTENANCE | TURNCO ENTERPRISES LLC | 105.00 | 0.100000000 | 10.50 |
| LEASE & FACILITY MAINTENANCE | SMITH & SONS CONSTRUCTIO | 664.80 | 0.100000000 | 66.48 |
| LEASE & FACILITY MAINTENANCE | SMITH & SONS CONSTRUCTIO | 203.79 | 0.100000000 | 20.38 |

03-01-2022

MEWBOURNE OIL COMPANY

Page 10

SIANA OIL & GAS CO, LLC
TOM M RAGSDALE
P O BOX 2246
CONROE, TX 77305

INVOICE NO.: 202202-03423
INVOICE DATE: 2-28-2022
OWNER: 035904-1
BILLING FOR: February 2022

| REFERENCE/DESCRIPTION OF CHARGES | | GROSS CHARGES | WORKING INTEREST | NET CHARGE |
|------------------------------------|--------------------------|---------------|------------------|------------|
| LEASE & FACILITY MAINTENANCE | SMITH & SONS CONSTRUCTIO | 1,774.87 | 0.100000000 | 177.49 |
| LEASE & FACILITY MAINTENANCE | SMITH & SONS CONSTRUCTIO | 228.77 | 0.100000000 | 22.88 |
| OVERHEAD-FIXED RATE | MEWBOURNE OIL COMPANY | 889.09 | 0.100000000 | 88.91 |
| PUMPING | MEWBOURNE OIL COMPANY | 900.00 | 0.100000000 | 90.00 |
| PUMPING | MEWBOURNE OIL COMPANY | 900.00 | 0.100000000 | 90.00 |
| RENTAL SERVICES | MESA NATURAL GAS SOLUTIC | 3,358.56 | 0.100000000 | 335.86 |
| SALT WATER DISPOSAL | NGL WATER SOLUTIONS PERM | 8.48 | 0.100000000 | 0.85 |
| Total Lease Operating Expense Cost | | 25,323.38 | | 2,532.35 |

62948000-30 SUBTOTAL

25,323.38

2,532.35

PROPERTY 62948000 TOTAL

25,323.38

2,532.35

PROPERTY: 62958000 62958000-30 GAZELLE 22 B3MD FED COM 1H

Lease Operating Expense

| | | | | |
|---|---------------------------|----------|-------------|--------|
| AUTOMATION MAINTENANCE | AMERICAN MILLENNIUM COR | 17.17 | 0.196991940 | 3.38 |
| CHEMICALS-WATER TREATING | JACAM CATALYST LLC | 493.21 | 0.196991940 | 97.16 |
| CHEMICALS-WATER TREATING | ENVIROKLEAN PRODUCT DEV | 92.02 | 0.196991940 | 18.13 |
| CHEMICALS-WATER TREATING | ENVIROKLEAN PRODUCT DEV | 262.26 | 0.196991940 | 51.66 |
| EMISSIONS CONTROL EQUIPMENT MAINTENANCE | G&A FABRICATION LLC | 99.67 | 0.196991940 | 19.64 |
| EMISSIONS CONTROL EQUIPMENT MAINTENANCE | VAPROX LLC | 169.03 | 0.196991940 | 33.30 |
| FUEL/ POWER / ELECTRICAL | XCEL ENERGY | 668.04 | 0.196991940 | 131.61 |
| GATHERING/TREATING/DEHYDRATION | PRO-KEM INC | 294.94 | 0.196991940 | 58.10 |
| LEASE & FACILITY | MEWBOURNE OIL COMPANY | 450.00 | 0.196991940 | 88.65 |
| LEASE & FACILITY MAINTENANCE | MEWBOURNE OIL COMPANY | 473.76 | 0.196991940 | 93.32 |
| LEASE & FACILITY MAINTENANCE | GARNER PUMP & SUPPLY INC | 139.62 | 0.196991940 | 27.50 |
| LEASE & FACILITY MAINTENANCE | GARNER PUMP & SUPPLY INC | 55.66 | 0.196991940 | 10.95 |
| LEASE & FACILITY MAINTENANCE | K&S OILFIELD SUPPLIES LLC | 9.81 | 0.196991940 | 1.93 |
| LEASE & FACILITY MAINTENANCE | K&S OILFIELD SUPPLIES LLC | 6.25 | 0.196991940 | 1.23 |
| LEASE & FACILITY MAINTENANCE | K&S OILFIELD SUPPLIES LLC | 14.97 | 0.196991940 | 2.95 |
| LEASE & FACILITY MAINTENANCE | K&S OILFIELD SUPPLIES LLC | 14.97 | 0.196991940 | 2.95 |
| LEASE & FACILITY MAINTENANCE | TURNCO ENTERPRISES LLC | 525.00 | 0.196991940 | 103.42 |
| LEASE & FACILITY MAINTENANCE | INGRAM PROFESSIONAL SERV | 122.45 | 0.196991940 | 24.12 |
| LEASE & FACILITY MAINTENANCE | H-M TRUCKING LLC | 13.11 | 0.196991940 | 2.59 |
| LEASE & FACILITY MAINTENANCE | WILDCAT PUMP & ENGINE REI | 374.61 | 0.196991940 | 73.80 |
| MISCELLANEOUS EQUIPMENT RENTAL | MEWBOURNE OIL COMPANY | 190.13 | 0.196991940 | 37.46 |
| OVERHEAD-FIXED RATE | MEWBOURNE OIL COMPANY | 889.09 | 0.196991940 | 175.14 |
| PUMPING | MEWBOURNE OIL COMPANY | 900.00 | 0.196991940 | 177.30 |
| PUMPING | MEWBOURNE OIL COMPANY | 450.00 | 0.196991940 | 88.65 |
| SALT WATER DISPOSAL | TRINITY OILFIELD SERVICES | 225.97 | 0.196991940 | 44.51 |
| SALT WATER DISPOSAL | TRINITY OILFIELD SERVICES | 131.82 | 0.196991940 | 25.97 |
| SALT WATER DISPOSAL | TRINITY OILFIELD SERVICES | 225.97 | 0.196991940 | 44.51 |
| SALT WATER DISPOSAL | TRINITY OILFIELD SERVICES | 282.46 | 0.196991940 | 55.64 |
| SALT WATER DISPOSAL | OWL SWD OPERATING LLC | 2,784.30 | 0.196991940 | 548.48 |

03-01-2022

SIANA OIL & GAS CO, LLC
TOM M RAGSDALE
P O BOX 2246
CONROE, TX 77305

INVOICE NO.: 202202-03423
INVOICE DATE: 2-28-2022
OWNER: 035904-1
BILLING FOR: February 2022

| REFERENCE/DESCRIPTION OF CHARGES | | GROSS CHARGES | WORKING INTEREST | NET CHARGE |
|---|--------------------------|---------------|------------------|------------|
| SALT WATER DISPOSAL | | 176.63 | 0.196991940 | 34.80 |
| LIMESTONE BASIN PROPERTIE | | | | |
| Total Lease Operating Expense Cost | | 10,552.92 | | 2,078.85 |
| 62958000-30 SUBTOTAL | | 10,552.92 | 2,078.85 | |
| PROPERTY 62958000 TOTAL | | 10,552.92 | 2,078.85 | |
| PROPERTY: 72076000 72076000-30 INLAND 26/23 B2OJ STATE COM 1H | | | | |
| Lease Operating Expense | | | | |
| CHEMICALS-WATER TREATING | JACAM CATALYST LLC | 493.21 | 0.100000000 | 49.32 |
| CHEMICALS-WATER TREATING | JACAM CATALYST LLC | 493.21 | 0.100000000 | 49.32 |
| CHEMICALS-WATER TREATING | ENVIROKLEAN PRODUCT DEV | 923.94 | 0.100000000 | 92.39 |
| CHEMICALS-WATER TREATING | ENVIROKLEAN PRODUCT DEV | 755.95 | 0.100000000 | 75.59 |
| COMPANY SUPERVISION | MEWBOURNE OIL COMPANY | 800.00 | 0.100000000 | 80.00 |
| COMPANY SUPERVISION | MEWBOURNE OIL COMPANY | 3,200.00 | 0.100000000 | 320.00 |
| COMPRESSOR MAINTENANCE | ACCEL COMPRESSION, INC | 189.83 | 0.100000000 | 18.98 |
| CONTRACT SUPERVISION | TURNCO ENTERPRISES LLC | 1,113.00 | 0.100000000 | 111.30 |
| EMISSIONS CONTROL EQUIPMENT MAINTENANCE | GARNER PUMP & SUPPLY INC | 207.77 | 0.100000000 | 20.77 |
| EMISSIONS CONTROL EQUIPMENT MAINTENANCE | AUTOMATED WELLHEAD COM | 908.05 | 0.100000000 | 90.80 |
| EMISSIONS CONTROL EQUIPMENT MAINTENANCE | AUTOMATED WELLHEAD COM | 240.87 | 0.100000000 | 24.09 |
| EMISSIONS CONTROL EQUIPMENT MAINTENANCE | AUTOMATED WELLHEAD COM | 127.66 | 0.100000000 | 12.76 |
| EMISSIONS CONTROL EQUIPMENT MAINTENANCE | AUTOMATED WELLHEAD COM | 132.34 | 0.100000000 | 13.23 |
| EMISSIONS CONTROL EQUIPMENT MAINTENANCE | SCIENTIFIC AVIATION, INC | 108.60 | 0.100000000 | 10.86 |
| GATHERING/TREATING/DEHYDRATION | PRO-KEM INC | 294.94 | 0.100000000 | 29.49 |
| GATHERING/TREATING/DEHYDRATION | PRO-KEM INC | 402.19 | 0.100000000 | 40.22 |
| GATHERING/TREATING/DEHYDRATION | PRO-KEM INC | 58.99 | 0.100000000 | 5.90 |
| LEASE & FACILITY | MEWBOURNE OIL COMPANY | 900.00 | 0.100000000 | 90.00 |
| LEASE & FACILITY MAINTENANCE | MEWBOURNE OIL COMPANY | 433.00 | 0.100000000 | 43.30 |
| LEASE & FACILITY MAINTENANCE | MEWBOURNE OIL COMPANY | 473.76 | 0.100000000 | 47.38 |
| LEASE & FACILITY MAINTENANCE | T&J VALVE | 235.06 | 0.100000000 | 23.50 |
| LEASE & FACILITY MAINTENANCE | GARNER PUMP & SUPPLY INC | 85.45 | 0.100000000 | 8.55 |
| LEASE & FACILITY MAINTENANCE | GARNER PUMP & SUPPLY INC | 254.41 | 0.100000000 | 25.44 |
| LEASE & FACILITY MAINTENANCE | TURNCO ENTERPRISES LLC | 189.00 | 0.100000000 | 18.90 |
| LEASE & FACILITY MAINTENANCE | TURNCO ENTERPRISES LLC | 147.00 | 0.100000000 | 14.70 |
| LEASE & FACILITY MAINTENANCE | TURNCO ENTERPRISES LLC | 420.00 | 0.100000000 | 42.00 |
| LEASE & FACILITY MAINTENANCE | TURNCO ENTERPRISES LLC | 105.00 | 0.100000000 | 10.50 |
| LEASE & FACILITY MAINTENANCE | TURNCO ENTERPRISES LLC | 1,260.00 | 0.100000000 | 126.00 |
| LEASE & FACILITY MAINTENANCE | H-M TRUCKING LLC | 275.13 | 0.100000000 | 27.51 |
| LEASE & FACILITY MAINTENANCE | SMITH & SONS CONSTRUCTIO | 203.79 | 0.100000000 | 20.38 |
| LEASE & FACILITY MAINTENANCE | SMITH & SONS CONSTRUCTIO | 228.77 | 0.100000000 | 22.88 |
| OVERHEAD-FIXED RATE | MEWBOURNE OIL COMPANY | 889.09 | 0.100000000 | 88.91 |
| PUMPING | MEWBOURNE OIL COMPANY | 900.00 | 0.100000000 | 90.00 |
| PUMPING | MEWBOURNE OIL COMPANY | 900.00 | 0.100000000 | 90.00 |
| RENTAL SERVICES | MESA NATURAL GAS SOLUTIC | 3,358.56 | 0.100000000 | 335.86 |

03-01-2022

MEWBOURNE OIL COMPANY

Page 12

SIANA OIL & GAS CO, LLC
TOM M RAGSDALE
P O BOX 2246
CONROE, TX 77305

INVOICE NO.: 202202-03423
INVOICE DATE: 2-28-2022
OWNER: 035904-1
BILLING FOR: February 2022

| REFERENCE/DESCRIPTION OF CHARGES | | GROSS CHARGES | WORKING INTEREST | NET CHARGE |
|------------------------------------|----------------------------|---------------|------------------|------------|
| SALT WATER DISPOSAL | NGL WATER SOLUTIONS PERM | 8.48 | 0.100000000 | 0.85 |
| WELL EQUIPMENT-SURFACE | DIVINE WIRELINE SOLUTIONS | 114.47 | 0.100000000 | 11.45 |
| WELL EQUIPMENT-SURFACE | TNT SPECIALTIES DBA TNT OI | 2,429.26 | 0.100000000 | 242.93 |
| WELL SERVICE & REPAIR | HYDROSTATIC PIPE SERVICE I | 3,094.32 | 0.100000000 | 309.43 |
| WELL SERVICE & REPAIR | BDS ENTERPRISES LLC | 5,053.45 | 0.100000000 | 505.35 |
| WELL SERVICE & REPAIR | WILDCAT OIL TOOLS LLC | 503.30 | 0.100000000 | 50.33 |
| WELL SERVICE & REPAIR | EXCALIBUR OILFIELD SERVIC | 1,520.50 | 0.100000000 | 152.05 |
| WELL SERVICE & REPAIR | CARREON SPOOLING SERVICE | 6,239.00 | 0.100000000 | 623.90 |
| WORKOVER-MAJOR MECHANICAL | D & L METERS AND INSTRUMI | 3,300.66 | 0.100000000 | 330.06 |
| WORKOVER-MAJOR MECHANICAL | HUDSON PACKER COMPANY I | 3,366.52 | 0.100000000 | 336.65 |
| WORKOVER-MAJOR MECHANICAL | L & R WELL SERVICE INC | 529.79 | 0.100000000 | 52.98 |
| WORKOVER-MAJOR MECHANICAL | L & R WELL SERVICE INC | 11,231.58 | 0.100000000 | 1,123.16 |
| WORKOVER-MAJOR MECHANICAL | L & R WELL SERVICE INC | 605.02 | 0.100000000 | 60.50 |
| WORKOVER-MAJOR MECHANICAL | GARNER PUMP & SUPPLY INC | 756.10 | 0.100000000 | 75.61 |
| WORKOVER-MAJOR MECHANICAL | DIVINE WIRELINE SOLUTIONS | 538.05 | 0.100000000 | 53.81 |
| WORKOVER-MAJOR MECHANICAL | DIVINE WIRELINE SOLUTIONS | 696.30 | 0.100000000 | 69.63 |
| WORKOVER-MAJOR MECHANICAL | SONIC CONNECTORS, LTD | 5,748.15 | 0.100000000 | 574.81 |
| Total Lease Operating Expense Cost | | 67,443.52 | | 6,744.33 |
| 72076000-30 SUBTOTAL | | 67,443.52 | | 6,744.33 |
| PROPERTY 72076000 TOTAL | | 67,443.52 | | 6,744.33 |

PROPERTY: 72185000 72185000-30 CREEDENCE 21/16 W0FC ST COM 4H

Lease Operating Expense

| | | | | |
|---|-----------------------------|----------|-------------|-------|
| AUTOMATION MAINTENANCE | TANKLOGIX LLC | 29.27 | 0.006363620 | 0.18 |
| COMPANY SUPERVISION | MEWBOURNE OIL COMPANY | 528.00 | 0.006363620 | 3.36 |
| COMPRESSOR MAINTENANCE | KEYSTONE PUMP & SUPPLY LI | 29.02 | 0.006363620 | 0.18 |
| COMPRESSOR MAINTENANCE | TRINITY OILFIELD SERVICES & | 67.55 | 0.006363620 | 0.43 |
| EMISSIONS CONTROL EQUIPMENT MAINTENANCE | PACE OILFIELD SERVICES INC | 31.78 | 0.006363620 | 0.20 |
| EMISSIONS CONTROL EQUIPMENT MAINTENANCE | AUTOMATED WELLHEAD COM | 843.02 | 0.006363620 | 5.36 |
| EMISSIONS CONTROL EQUIPMENT MAINTENANCE | AUTOMATED WELLHEAD COM | 1,388.37 | 0.006363620 | 8.84 |
| EMISSIONS CONTROL EQUIPMENT MAINTENANCE | SCIENTIFIC AVIATION, INC | 111.48 | 0.006363620 | 0.71 |
| FUEL/ POWER / ELECTRICAL | XCEL ENERGY | 3,047.02 | 0.006363620 | 19.39 |
| GATHERING/TREATING/DEHYDRATION | MEWBOURNE OIL COMPANY-I | 38.01 | 0.006363620 | 0.24 |
| LEASE & FACILITY | MEWBOURNE OIL COMPANY | 225.00 | 0.006363620 | 1.43 |
| LEASE & FACILITY | MEWBOURNE OIL COMPANY | 306.00 | 0.006363620 | 1.95 |
| LEASE & FACILITY | MEWBOURNE OIL COMPANY | 450.00 | 0.006363620 | 2.86 |
| LEASE & FACILITY MAINTENANCE | MEWBOURNE OIL COMPANY | 473.76 | 0.006363620 | 3.02 |
| LEASE & FACILITY MAINTENANCE | GAS WELL SERVICES INC | 283.55 | 0.006363620 | 1.80 |
| LEASE & FACILITY MAINTENANCE | KEYSTONE PUMP & SUPPLY LI | 886.54 | 0.006363620 | 5.64 |
| LEASE & FACILITY MAINTENANCE | KEYSTONE PUMP & SUPPLY LI | 792.02 | 0.006363620 | 5.04 |
| LEASE & FACILITY MAINTENANCE | TRINITY OILFIELD SERVICES & | 1,035.28 | 0.006363620 | 6.59 |
| LEASE & FACILITY MAINTENANCE | ZIA ENERGY SERVICES LLC | 190.58 | 0.006363620 | 1.21 |

03-01-2022

MEWBOURNE OIL COMPANY

SIANA OIL & GAS CO, LLC
TOM M RAGSDALE
P O BOX 2246
CONROE, TX 77305

INVOICE NO.: 202202-03423
INVOICE DATE: 2-28-2022
OWNER: 035904-1
BILLING FOR: February 2022



| REFERENCE/DESCRIPTION OF CHARGES | | GROSS CHARGES | WORKING INTEREST | NET CHARGE |
|---|-----------------------------|---------------|------------------|------------|
| LEASE & FACILITY MAINTENANCE | ZIA ENERGY SERVICES LLC | 127.05 | 0.006363620 | 0.81 |
| LEASE & FACILITY MAINTENANCE | ZIA ENERGY SERVICES LLC | 158.82 | 0.006363620 | 1.01 |
| LEASE & FACILITY MAINTENANCE | ZIA ENERGY SERVICES LLC | 158.82 | 0.006363620 | 1.01 |
| LEASE & FACILITY MAINTENANCE | ZIA ENERGY SERVICES LLC | 127.05 | 0.006363620 | 0.81 |
| OVERHEAD-FIXED RATE | MEWBOURNE OIL COMPANY | 807.20 | 0.006363620 | 5.14 |
| PUMPING | MEWBOURNE OIL COMPANY | 900.00 | 0.006363620 | 5.73 |
| PUMPING | MEWBOURNE OIL COMPANY | 900.00 | 0.006363620 | 5.73 |
| SALT WATER DISPOSAL | MEWBOURNE OIL COMPANY | 34,577.06 | 0.006363620 | 220.04 |
| Total Lease Operating Expense Cost | | 48,512.25 | | 308.71 |
| 72185000-30 SUBTOTAL | | 48,512.25 | 308.71 | |
| PROPERTY 72185000 TOTAL | | 48,512.25 | 308.71 | |
| 72185000PREPAYMENTS | | | | -308.71 |
| PROPERTY: 72186000 72186000-30 CREEDENCE 21/16 W1FC ST COM 3H | | | | |
| <u>Lease Operating Expense</u> | | | | |
| AUTOMATION MAINTENANCE | TANKLOGIX LLC | 29.25 | 0.006363620 | 0.18 |
| COMPRESSOR MAINTENANCE | KEYSTONE PUMP & SUPPLY LI | 29.01 | 0.006363620 | 0.18 |
| COMPRESSOR MAINTENANCE | TRINITY OILFIELD SERVICES L | 67.54 | 0.006363620 | 0.43 |
| EMISSIONS CONTROL EQUIPMENT MAINTENANCE | PACE OILFIELD SERVICES INC | 31.79 | 0.006363620 | 0.20 |
| EMISSIONS CONTROL EQUIPMENT MAINTENANCE | AUTOMATED WELLHEAD COM | 842.99 | 0.006363620 | 5.36 |
| EMISSIONS CONTROL EQUIPMENT MAINTENANCE | AUTOMATED WELLHEAD COM | 1,388.24 | 0.006363620 | 8.83 |
| EMISSIONS CONTROL EQUIPMENT MAINTENANCE | SCIENTIFIC AVIATION, INC | 111.48 | 0.006363620 | 0.71 |
| FUEL/ POWER / ELECTRICAL | XCEL ENERGY | 1,876.71 | 0.006363620 | 11.94 |
| GATHERING/TREATING/DEHYDRATION | MEWBOURNE OIL COMPANY-J | 38.01 | 0.006363620 | 0.24 |
| LEASE & FACILITY MAINTENANCE | MEWBOURNE OIL COMPANY | 473.76 | 0.006363620 | 3.02 |
| LEASE & FACILITY MAINTENANCE | GAS WELL SERVICES INC | 283.59 | 0.006363620 | 1.80 |
| LEASE & FACILITY MAINTENANCE | KEYSTONE PUMP & SUPPLY LI | 886.55 | 0.006363620 | 5.64 |
| LEASE & FACILITY MAINTENANCE | KEYSTONE PUMP & SUPPLY LI | 792.04 | 0.006363620 | 5.04 |
| LEASE & FACILITY MAINTENANCE | TRINITY OILFIELD SERVICES L | 1,035.13 | 0.006363620 | 6.59 |
| LEASE & FACILITY MAINTENANCE | ZIA ENERGY SERVICES LLC | 190.59 | 0.006363620 | 1.21 |
| LEASE & FACILITY MAINTENANCE | ZIA ENERGY SERVICES LLC | 127.06 | 0.006363620 | 0.81 |
| LEASE & FACILITY MAINTENANCE | ZIA ENERGY SERVICES LLC | 158.82 | 0.006363620 | 1.01 |
| LEASE & FACILITY MAINTENANCE | ZIA ENERGY SERVICES LLC | 158.82 | 0.006363620 | 1.01 |
| LEASE & FACILITY MAINTENANCE | ZIA ENERGY SERVICES LLC | 127.06 | 0.006363620 | 0.81 |
| OVERHEAD-FIXED RATE | MEWBOURNE OIL COMPANY | 807.20 | 0.006363620 | 5.14 |
| PUMPING | MEWBOURNE OIL COMPANY | 900.00 | 0.006363620 | 5.73 |
| PUMPING | MEWBOURNE OIL COMPANY | 900.00 | 0.006363620 | 5.73 |
| SALT WATER DISPOSAL | MEWBOURNE OIL COMPANY | 21,970.96 | 0.006363620 | 139.81 |
| Total Lease Operating Expense Cost | | 33,226.60 | | 211.42 |
| 72186000-30 SUBTOTAL | | 33,226.60 | 211.42 | |

03-01-2022

MEWBOURNE OIL COMPANY

Page 14

SIANA OIL & GAS CO, LLC
TOM M RAGSDALE
P O BOX 2246
CONROE, TX 77305

INVOICE NO.: 202202-03423
INVOICE DATE: 2-28-2022
OWNER: 035904-1
BILLING FOR: February 2022

| REFERENCE/DESCRIPTION OF CHARGES | | GROSS CHARGES | WORKING INTEREST | NET CHARGE |
|--|-----------------------------|------------------|------------------|----------------|
| PROPERTY 72186000 TOTAL | | 33,226.60 | 211.42 | |
| 72186000PREPAYMENTS | | | | -211.42 |
| PROPERTY: 72310000 72310000-30 IBEX 15/10 B1PA FED COM 2H | | | | |
| <u>Lease Operating Expense</u> | | | | |
| CHEMICALS-WATER TREATING | JACAM CATALYST LLC | 1,479.64 | 0.000539020 | 0.80 |
| CHEMICALS-WATER TREATING | ENVIROKLEAN PRODUCT DEV | 900.08 | 0.000539020 | 0.49 |
| CHEMICALS-WATER TREATING | ENVIROKLEAN PRODUCT DEV | 2,565.23 | 0.000539020 | 1.38 |
| COMPANY SUPERVISION | MEWBOURNE OIL COMPANY | 544.00 | 0.000539020 | 0.29 |
| EMISSIONS CONTROL EQUIPMENT MAINTENANCE | GARNER PUMP & SUPPLY INC | 207.77 | 0.000539020 | 0.11 |
| EMISSIONS CONTROL EQUIPMENT MAINTENANCE | VAPROX LLC | 334.46 | 0.000539020 | 0.18 |
| EMISSIONS CONTROL EQUIPMENT MAINTENANCE | AUTOMATED WELLHEAD COM | 606.38 | 0.000539020 | 0.33 |
| EMISSIONS CONTROL EQUIPMENT MAINTENANCE | SCIENTIFIC AVIATION, INC | 108.62 | 0.000539020 | 0.06 |
| FUEL/ POWER / ELECTRICAL | XCEL ENERGY | 3,140.86 | 0.000539020 | 1.69 |
| GATHERING/TREATING/DEHYDRATION | MEWBOURNE OIL COMPANY-I | 200.00 | 0.000539020 | 0.11 |
| GATHERING/TREATING/DEHYDRATION | PRO-KEM INC | 294.94 | 0.000539020 | 0.16 |
| GATHERING/TREATING/DEHYDRATION | LEGACY SAFETY AND CONSU | 130.01 | 0.000539020 | 0.07 |
| GATHERING/TREATING/DEHYDRATION | LEGACY SAFETY AND CONSU | 116.06 | 0.000539020 | 0.06 |
| LEASE & FACILITY | MEWBOURNE OIL COMPANY | 450.00 | 0.000539020 | 0.24 |
| LEASE & FACILITY MAINTENANCE | MEWBOURNE OIL COMPANY | 473.76 | 0.000539020 | 0.26 |
| LEASE & FACILITY MAINTENANCE | GARNER PUMP & SUPPLY INC | 129.36 | 0.000539020 | 0.07 |
| LEASE & FACILITY MAINTENANCE | GARNER PUMP & SUPPLY INC | 608.95 | 0.000539020 | 0.33 |
| LEASE & FACILITY MAINTENANCE | RRC ENERGY SERVICES LLC | 1,000.00 | 0.000539020 | 0.54 |
| LEASE & FACILITY MAINTENANCE | H-M TRUCKING LLC | 13.09 | 0.000539020 | 0.01 |
| LEASE & FACILITY MAINTENANCE | H-M TRUCKING LLC | 137.56 | 0.000539020 | 0.07 |
| MISCELLANEOUS EQUIPMENT RENTAL | MEWBOURNE OIL COMPANY | 190.13 | 0.000539020 | 0.10 |
| OVERHEAD-FIXED RATE | MEWBOURNE OIL COMPANY | 889.09 | 0.000539020 | 0.48 |
| PUMPING | MEWBOURNE OIL COMPANY | 900.00 | 0.000539020 | 0.49 |
| PUMPING | MEWBOURNE OIL COMPANY | 900.00 | 0.000539020 | 0.49 |
| SALT WATER DISPOSAL | TRINITY OILFIELD SERVICES & | 73.58 | 0.000539020 | 0.04 |
| SALT WATER DISPOSAL | OWL SWD OPERATING LLC | 18,976.29 | 0.000539020 | 10.23 |
| SALT WATER DISPOSAL | LIMESTONE BASIN PROPERTIE | 1,203.91 | 0.000539020 | 0.65 |
| Total Lease Operating Expense Cost | | 36,573.77 | | 19.73 |
| 72310000-30 SUBTOTAL | | 36,573.77 | 19.73 | |
| PROPERTY 72310000 TOTAL | | 36,573.77 | 19.73 | |
| PROPERTY: 72580000 72580000-30 OXY BYPASS 16 STATE 1 | | | | |
| <u>Lease Operating Expense</u> | | | | |
| COMPANY SUPERVISION | MEWBOURNE OIL COMPANY | 800.00 | 0.126000000 | 100.80 |
| Total Lease Operating Expense Cost | | 800.00 | | 100.80 |
| 72580000-30 SUBTOTAL | | 800.00 | 100.80 | |

03-01-2022

MEWBOURNE OIL COMPANY

SIANA OIL & GAS CO, LLC
TOM M RAGSDALE
P O BOX 2246
CONROE, TX 77305

INVOICE NO.: 202202-03423
INVOICE DATE: 2-28-2022
OWNER: 035904-1
BILLING FOR: February 2022



| REFERENCE/DESCRIPTION OF CHARGES | GROSS CHARGES | WORKING INTEREST | NET CHARGE |
|----------------------------------|------------------|---------------------|---------------|
| PROPERTY 72580000 TOTAL | 800.00 | 100.80 | |

Netted Owner

03-01-2022

MEWBOURNE OIL COMPANY
P O BOX 7698
TYLER, TX 75711-7698



*9



SIANA OIL & GAS CO, LLC
TOM M RAGSDALE
P O BOX 2246
CONROE, TX 77305

0

1683

MEWBOURNE OIL COMPANY

MEWBOURNE OIL COMPANY
P O BOX 7698
TYLER, TX 75711-7698SIANA OIL & GAS CO, LLC
TOM M RAGSDALE
P O BOX 2246
CONROE, TX 77305INVOICE NO.: 202203-05414
INVOICE DATE: 3-31-2022
OWNER: 035904-1
BILLING FOR: March 2022

BALANCE FORWARD

21,530.76

| CURRENT PERIOD ADJUSTMENT | AMOUNT |
|--|------------|
| NETTING FROM REVENUE | |
| INVOICE #: 202202-03423 INVOICE DATE: 03/10/2022 | -21,530.76 |
| TOTAL CURRENT PERIOD ADJUSTMENT | -21,530.76 |

| CURRENT CHARGES | | GROSS | INTEREST | NET |
|---|----------|------------|--------------|-----------|
| 62390000 - PRONGHORN 15 B3BO FED COM 1H | TIER: 30 | 38,281.61 | 0.0683747500 | 2,617.47 |
| 62391000 - PRONGHORN 15 B3CN FED COM 1H | TIER: 30 | 32,483.77 | 0.0683747500 | 2,221.07 |
| 62392000 - PRONGHORN 15 B3DM FED COM 1H | TIER: 30 | 25,591.24 | 0.0683747500 | 1,749.76 |
| 62774000 - IBEX 10 B3MD FED COM 1H | TIER: 30 | 22,320.27 | 0.0527536400 | 1,177.48 |
| 62775000 - IBEX 10 B3NC FED COM 1H | TIER: 30 | 22,003.35 | 0.0527536400 | 1,160.78 |
| 62776000 - IBEX 10 B3OB FED COM 1H | TIER: 30 | 34,617.98 | 0.0322507100 | 1,116.46 |
| 62906000 - GAZELLE 22 B2MD FED COM 2H | TIER: 30 | 30,260.65 | 0.1969919400 | 5,961.08 |
| 62915000 - CREEDENCE 21/16 W0ED ST COM 2H | TIER: 20 | -1,462.23 | 0.0063636200 | -9.30 |
| 62915000 - CREEDENCE 21/16 W0ED ST COM 2H | TIER: 30 | 44,927.68 | 0.0063636200 | 285.92 |
| 62916000 - CREEDENCE 21/16 W1ED ST COM 1H | TIER: 30 | 41,377.18 | 0.0063636200 | 263.33 |
| 62948000 - INLAND 26/23 B2PI STATE COM 1H | TIER: 30 | 29,566.26 | 0.1000000000 | 2,956.59 |
| 62958000 - GAZELLE 22 B3MD FED COM 1H | TIER: 30 | 31,613.47 | 0.1969919400 | 6,227.57 |
| 72076000 - INLAND 26/23 B2OJ STATE COM 1H | TIER: 10 | 1,076.15 | 0.1000000000 | 107.61 |
| 72076000 - INLAND 26/23 B2OJ STATE COM 1H | TIER: 20 | 3,650.00 | 0.1000000000 | 364.99 |
| 72076000 - INLAND 26/23 B2OJ STATE COM 1H | TIER: 30 | 107,403.35 | 0.1000000000 | 10,740.31 |
| 72185000 - CREEDENCE 21/16 W0FC ST COM 4H | TIER: 30 | 54,614.05 | 0.0063636200 | 347.55 |
| 72186000 - CREEDENCE 21/16 W1FC ST COM 3H | TIER: 30 | 39,209.44 | 0.0063636200 | 249.53 |
| 72310000 - IBEX 15/10 B1PA FED COM 2H | TIER: 30 | 35,347.10 | 0.0005390200 | 19.07 |
| TOTAL CURRENT CHARGES | | 592,881.32 | | 37,557.27 |

| APPLIED ADVANCES | |
|---|---------|
| 72185000 - CREEDENCE 21/16 W0FC ST COM 4H | -347.55 |
| 72186000 - CREEDENCE 21/16 W1FC ST COM 3H | -249.53 |
| APPLIED ADVANCES TOTAL | -597.08 |

INVOICE TOTAL 36,960.19

OUTSTANDING BALANCE 36,960.19

04-01-2022

SIANA OIL & GAS CO, LLC
TOM M RAGSDALE
P O BOX 2246
CONROE, TX 77305

INVOICE NO.: 202203-05414
INVOICE DATE: 3-31-2022
OWNER: 035904-1
BILLING FOR: March 2022

PLEASE INDICATE INVOICE# 202203-05414
AND ACCOUNT# 035904-1
ON REMITTANCE
PAYMENT DUE 15 DAYS AFTER RECEIPT OF INVOICE PAYABLE IN US DOLLARS

FOR INQUIRIES, PLEASE CONTACT (903) 561-2900

Netted Owner

04-01-2022

SIANA OIL & GAS CO, LLC
TOM M RAGSDALE
P O BOX 2246
CONROE, TX 77305

INVOICE NO.: 202203-05414
INVOICE DATE: 3-31-2022
OWNER: 035904-1
BILLING FOR: March 2022



| REFERENCE/DESCRIPTION OF CHARGES | GROSS CHARGES | WORKING INTEREST | NET CHARGE | |
|---|------------------------------|------------------|-------------|----------|
| PROPERTY: 62390000 62390000-30 PRONGHORN 15 B3BO FED COM 1H | | | | |
| Lease Operating Expense | | | | |
| AUTOMATION MAINTENANCE | AMERICAN MILLENNIUM COR | 25.70 | 0.068374750 | 1.76 |
| CHEMICALS-WATER TREATING | JACAM CATALYST LLC | 493.21 | 0.068374750 | 33.72 |
| CHEMICALS-WATER TREATING | JACAM CATALYST LLC | 493.21 | 0.068374750 | 33.72 |
| CHEMICALS-WATER TREATING | ENVIROKLEAN PRODUCT DEV | 1,484.62 | 0.068374750 | 101.51 |
| CHEMICALS-WATER TREATING | ENVIROKLEAN PRODUCT DEV | 4,681.25 | 0.068374750 | 320.08 |
| COMPRESSOR MAINTENANCE | INGRAM PROFESSIONAL SERV | 237.37 | 0.068374750 | 16.23 |
| EMISSIONS CONTROL EQUIPMENT MAINTENANCE | G&A FABRICATION LLC | 10,165.93 | 0.068374750 | 695.09 |
| FUEL/ POWER / ELECTRICAL | XCEL ENERGY | 2,635.26 | 0.068374750 | 180.19 |
| LEASE & FACILITY | MEWBOURNE OIL COMPANY | 306.00 | 0.068374750 | 20.92 |
| LEASE & FACILITY MAINTENANCE | TURNCO ENTERPRISES LLC | 420.00 | 0.068374750 | 28.72 |
| LEASE & FACILITY MAINTENANCE | TRINITY OILFIELD SERVICES & | 201.77 | 0.068374750 | 13.79 |
| LEASE & FACILITY MAINTENANCE | TRINITY OILFIELD SERVICES & | 224.19 | 0.068374750 | 15.33 |
| LEASE & FACILITY MAINTENANCE | TRINITY OIL FIELD SERVICES & | 156.93 | 0.068374750 | 10.73 |
| LEASE & FACILITY MAINTENANCE | SMITH & SONS CONSTRUCTIO | 901.45 | 0.068374750 | 61.63 |
| MISCELLANEOUS EQUIPMENT RENTAL | MEWBOURNE OIL COMPANY | 171.73 | 0.068374750 | 11.74 |
| OVERHEAD-FIXED RATE | MEWBOURNE OIL COMPANY | 864.00 | 0.068374750 | 59.08 |
| PUMPING | MEWBOURNE OIL COMPANY | 900.00 | 0.068374750 | 61.54 |
| PUMPING | MEWBOURNE OIL COMPANY | 225.00 | 0.068374750 | 15.38 |
| RENTAL SERVICES | TOTAL OPERATIONS & PRODU | 5,086.00 | 0.068374750 | 347.75 |
| RENTAL SERVICES | TOTAL OPERATIONS & PRODU | 5,086.00 | 0.068374750 | 347.75 |
| SALT WATER DISPOSAL | OWL SWD OPERATING LLC | 1,735.36 | 0.068374750 | 118.65 |
| SALT WATER DISPOSAL | NGL WATER SOLUTIONS PERM | 452.11 | 0.068374750 | 30.91 |
| SALT WATER DISPOSAL | LIMESTONE BASIN PROPERTIE | 108.67 | 0.068374750 | 7.43 |
| SITE RESTORATION & EXCAVATION | SUNDANCE SERVICES WEST IN | 80.49 | 0.068374750 | 5.50 |
| WELL EQUIPMENT-SURFACE | GARNER PUMP & SUPPLY INC | 860.51 | 0.068374750 | 58.84 |
| WELL EQUIPMENT-SURFACE | DIVINE WIRELINE SOLUTIONS | 284.85 | 0.068374750 | 19.48 |
| Total Lease Operating Expense Cost | | 38,281.61 | | 2,617.47 |
| 62390000-30 SUBTOTAL | | 38,281.61 | | 2,617.47 |
| PROPERTY 62390000 TOTAL | | 38,281.61 | | 2,617.47 |
| PROPERTY: 62391000 62391000-30 PRONGHORN 15 B3CN FED COM 1H | | | | |
| Lease Operating Expense | | | | |
| ADVALOREM TAXES | KODIAK GAS SERVICES LLC | -429.33 | 0.068374750 | -29.36 |
| CHEMICALS-WATER TREATING | JACAM CATALYST LLC | 493.21 | 0.068374750 | 33.72 |
| CHEMICALS-WATER TREATING | JACAM CATALYST LLC | 493.21 | 0.068374750 | 33.72 |
| CHEMICALS-WATER TREATING | ENVIROKLEAN PRODUCT DEV | 3,343.75 | 0.068374750 | 228.63 |
| CHEMICALS-WATER TREATING | ENVIROKLEAN PRODUCT DEV | 1,805.62 | 0.068374750 | 123.46 |
| EMISSIONS CONTROL EQUIPMENT MAINTENANCE | G&A FABRICATION LLC | 5,167.71 | 0.068374750 | 353.34 |
| EMISSIONS CONTROL EQUIPMENT MAINTENANCE | Q2 ARTIFICIAL LIFT SERVICES | 361.07 | 0.068374750 | 24.69 |
| FUEL/ POWER / ELECTRICAL | XCEL ENERGY | 347.53 | 0.068374750 | 23.76 |

04-01-2022

MEWBOURNE OIL COMPANY

SIANA OIL & GAS CO, LLC
TOM M RAGSDALE
P O BOX 2246
CONROE, TX 77305

INVOICE NO.: 202203-05414
INVOICE DATE: 3-31-2022
OWNER: 035904-1
BILLING FOR: March 2022

| REFERENCE/DESCRIPTION OF CHARGES | GROSS CHARGES | WORKING INTEREST | NET CHARGE | |
|------------------------------------|---------------------------|------------------|-------------|----------|
| LEASE & FACILITY | MEWBOURNE OIL COMPANY | 450.00 | 0.068374750 | 30.77 |
| LEASE & FACILITY MAINTENANCE | GARNER PUMP & SUPPLY INC | 74.33 | 0.068374750 | 5.09 |
| LEASE & FACILITY MAINTENANCE | GARNER PUMP & SUPPLY INC | 487.54 | 0.068374750 | 33.33 |
| LEASE & FACILITY MAINTENANCE | TURNCO ENTERPRISES LLC | 315.00 | 0.068374750 | 21.54 |
| LEASE & FACILITY MAINTENANCE | SMITH & SONS CONSTRUCTIO | 901.43 | 0.068374750 | 61.63 |
| MISCELLANEOUS EQUIPMENT RENTAL | MEWBOURNE OIL COMPANY | 171.73 | 0.068374750 | 11.74 |
| OVERHEAD-FIXED RATE | MEWBOURNE OIL COMPANY | 864.00 | 0.068374750 | 59.08 |
| PUMPING | MEWBOURNE OIL COMPANY | 900.00 | 0.068374750 | 61.54 |
| RENTAL SERVICES | KODIAK GAS SERVICES LLC | 6,842.88 | 0.068374750 | 467.88 |
| RENTAL SERVICES | KODIAK GAS SERVICES LLC | 6,842.88 | 0.068374750 | 467.88 |
| SALT WATER DISPOSAL | OWL SWD OPERATING LLC | 1,368.11 | 0.068374750 | 93.55 |
| SALT WATER DISPOSAL | NGL WATER SOLUTIONS PERM | 452.12 | 0.068374750 | 30.91 |
| SALT WATER DISPOSAL | LIMESTONE BASIN PROPERTIE | 85.64 | 0.068374750 | 5.86 |
| WELL EQUIPMENT-SURFACE | GARNER PUMP & SUPPLY INC | 860.49 | 0.068374750 | 58.83 |
| WELL EQUIPMENT-SURFACE | DIVINE WIRELINE SOLUTIONS | 284.85 | 0.068374750 | 19.48 |
| Total Lease Operating Expense Cost | | 32,483.77 | | 2,221.07 |

62391000-30 SUBTOTAL

32,483.77

2,221.07

PROPERTY 62391000 TOTAL

32,483.77

2,221.07

PROPERTY: 62392000 62392000-30 PRONGHORN 15 B3DM FED COM 1H

Lease Operating Expense

| | | | | |
|---|-----------------------------|-----------|-------------|----------|
| CHEMICALS-WATER TREATING | JACAM CATALYST LLC | 493.21 | 0.068374750 | 33.72 |
| CHEMICALS-WATER TREATING | ENVIROKLEAN PRODUCT DEV | 3,343.75 | 0.068374750 | 228.63 |
| CHEMICALS-WATER TREATING | ENVIROKLEAN PRODUCT DEV | 1,805.63 | 0.068374750 | 123.46 |
| EMISSIONS CONTROL EQUIPMENT MAINTENANCE | G&A FABRICATION LLC | 5,167.75 | 0.068374750 | 353.34 |
| EMISSIONS CONTROL EQUIPMENT MAINTENANCE | Q2 ARTIFICIAL LIFT SERVICES | 361.11 | 0.068374750 | 24.69 |
| FUEL/ POWER / ELECTRICAL | XCEL ENERGY | 2,508.41 | 0.068374750 | 171.51 |
| LEASE & FACILITY | MEWBOURNE OIL COMPANY | 450.00 | 0.068374750 | 30.77 |
| LEASE & FACILITY MAINTENANCE | GARNER PUMP & SUPPLY INC | 104.26 | 0.068374750 | 7.12 |
| LEASE & FACILITY MAINTENANCE | GARNER PUMP & SUPPLY INC | 74.34 | 0.068374750 | 5.09 |
| LEASE & FACILITY MAINTENANCE | GARNER PUMP & SUPPLY INC | 487.55 | 0.068374750 | 33.33 |
| LEASE & FACILITY MAINTENANCE | TURNCO ENTERPRISES LLC | 315.00 | 0.068374750 | 21.54 |
| LEASE & FACILITY MAINTENANCE | SMITH & SONS CONSTRUCTIO | 901.45 | 0.068374750 | 61.63 |
| MISCELLANEOUS EQUIPMENT RENTAL | MEWBOURNE OIL COMPANY | 171.73 | 0.068374750 | 11.74 |
| OVERHEAD-FIXED RATE | MEWBOURNE OIL COMPANY | 864.03 | 0.068374750 | 59.08 |
| PUMPING | MEWBOURNE OIL COMPANY | 900.00 | 0.068374750 | 61.53 |
| RENTAL SERVICES | TOTAL OPERATIONS & PRODU | 5,086.00 | 0.068374750 | 347.75 |
| SALT WATER DISPOSAL | OWL SWD OPERATING LLC | 1,171.09 | 0.068374750 | 80.07 |
| SALT WATER DISPOSAL | NGL WATER SOLUTIONS PERM | 452.11 | 0.068374750 | 30.91 |
| SALT WATER DISPOSAL | LIMESTONE BASIN PROPERTIE | 73.33 | 0.068374750 | 5.02 |
| WELL EQUIPMENT-SURFACE | GARNER PUMP & SUPPLY INC | 860.49 | 0.068374750 | 58.83 |
| Total Lease Operating Expense Cost | | 25,591.24 | | 1,749.76 |

04-01-2022

SIANA OIL & GAS CO, LLC
TOM M RAGSDALE
P O BOX 2246
CONROE, TX 77305

INVOICE NO.: 202203-05414
INVOICE DATE: 3-31-2022
OWNER: 035904-1
BILLING FOR: March 2022

| REFERENCE/DESCRIPTION OF CHARGES | GROSS CHARGES | WORKING INTEREST | NET CHARGE |
|---|------------------|------------------|------------|
| 62392000-30 SUBTOTAL | 25,591.24 | 1,749.76 | |
| PROPERTY 62392000 TOTAL | 25,591.24 | 1,749.76 | |
| PROPERTY: 62774000 62774000-30 IBEX 10 B3MD FED COM 1H | | | |
| <u>Lease Operating Expense</u> | | | |
| AUTOMATION MAINTENANCE AMERICAN MILLENNIUM COR | 25.70 | 0.052753640 | 1.36 |
| CHEMICALS-WATER TREATING JACAM CATALYST LLC | 493.21 | 0.052753640 | 26.02 |
| CHEMICALS-WATER TREATING JACAM CATALYST LLC | 493.21 | 0.052753640 | 26.02 |
| CHEMICALS-WATER TREATING ENVIROKLEAN PRODUCT DEV | 1,270.62 | 0.052753640 | 67.03 |
| COMPANY SUPERVISION MEWBOURNE OIL COMPANY | 400.00 | 0.052753640 | 21.10 |
| COMPANY SUPERVISION MEWBOURNE OIL COMPANY | 1,600.00 | 0.052753640 | 84.41 |
| COMPANY SUPERVISION MEWBOURNE OIL COMPANY | 400.00 | 0.052753640 | 21.10 |
| EMISSIONS CONTROL EQUIPMENT MAINTENANCE G&A FABRICATION LLC | 5,061.75 | 0.052753640 | 267.02 |
| FUEL/ POWER / ELECTRICAL XCEL ENERGY | 443.82 | 0.052753640 | 23.42 |
| LEASE & FACILITY MEWBOURNE OIL COMPANY | 450.00 | 0.052753640 | 23.74 |
| LEASE & FACILITY MAINTENANCE TURNCO ENTERPRISES LLC | 420.00 | 0.052753640 | 22.16 |
| MISCELLANEOUS EQUIPMENT RENTAL MEWBOURNE OIL COMPANY | 171.74 | 0.052753640 | 9.06 |
| OVERHEAD-FIXED RATE MEWBOURNE OIL COMPANY | 889.09 | 0.052753640 | 46.90 |
| PUMPING MEWBOURNE OIL COMPANY | 900.00 | 0.052753640 | 47.48 |
| PUMPING MEWBOURNE OIL COMPANY | 225.00 | 0.052753640 | 11.87 |
| RENTAL SERVICES SERVICE COMPRESSION LLC | 5,933.66 | 0.052753640 | 313.02 |
| SALT WATER DISPOSAL OWL SWD OPERATING LLC | 1,241.24 | 0.052753640 | 65.48 |
| SALT WATER DISPOSAL NGL WATER SOLUTIONS PERM | 678.17 | 0.052753640 | 35.78 |
| SALT WATER DISPOSAL LIMESTONE BASIN PROPERTIE | 77.71 | 0.052753640 | 4.10 |
| WELL EQUIPMENT-SURFACE GARNER PUMP & SUPPLY INC | 860.50 | 0.052753640 | 45.39 |
| WELL EQUIPMENT-SURFACE DIVINE WIRELINE SOLUTIONS | 284.85 | 0.052753640 | 15.02 |
| Total Lease Operating Expense Cost | 22,320.27 | | 1,177.48 |
| 62774000-30 SUBTOTAL | 22,320.27 | 1,177.48 | |
| PROPERTY 62774000 TOTAL | 22,320.27 | 1,177.48 | |
| PROPERTY: 62775000 62775000-30 IBEX 10 B3NC FED COM 1H | | | |
| <u>Lease Operating Expense</u> | | | |
| AUTOMATION MAINTENANCE AMERICAN MILLENNIUM COR | 25.70 | 0.052753640 | 1.36 |
| CHEMICALS-WATER TREATING JACAM CATALYST LLC | 493.21 | 0.052753640 | 26.02 |
| CHEMICALS-WATER TREATING JACAM CATALYST LLC | 493.21 | 0.052753640 | 26.02 |
| CHEMICALS-WATER TREATING ENVIROKLEAN PRODUCT DEV | 1,270.63 | 0.052753640 | 67.03 |
| COMPANY SUPERVISION MEWBOURNE OIL COMPANY | 400.00 | 0.052753640 | 21.10 |
| COMPANY SUPERVISION MEWBOURNE OIL COMPANY | 1,600.00 | 0.052753640 | 84.41 |
| EMISSIONS CONTROL EQUIPMENT MAINTENANCE G&A FABRICATION LLC | 5,061.79 | 0.052753640 | 267.03 |
| FUEL/ POWER / ELECTRICAL XCEL ENERGY | 358.34 | 0.052753640 | 18.91 |
| LEASE & FACILITY MEWBOURNE OIL COMPANY | 450.00 | 0.052753640 | 23.74 |
| LEASE & FACILITY MAINTENANCE TURNCO ENTERPRISES LLC | 420.00 | 0.052753640 | 22.16 |

04-01-2022

SIANA OIL & GAS CO, LLC
TOM M RAGSDALE
P O BOX 2246
CONROE, TX 77305

INVOICE NO.: 202203-05414
INVOICE DATE: 3-31-2022
OWNER: 035904-1
BILLING FOR: March 2022

| REFERENCE/DESCRIPTION OF CHARGES | | GROSS CHARGES | WORKING INTEREST | NET CHARGE |
|------------------------------------|---------------------------|---------------|------------------|------------|
| MISCELLANEOUS EQUIPMENT RENTAL | MEWBOURNE OIL COMPANY | 171.74 | 0.052753640 | 9.06 |
| OVERHEAD-FIXED RATE | MEWBOURNE OIL COMPANY | 889.09 | 0.052753640 | 46.90 |
| PUMPING | MEWBOURNE OIL COMPANY | 900.00 | 0.052753640 | 47.48 |
| PUMPING | MEWBOURNE OIL COMPANY | 225.00 | 0.052753640 | 11.87 |
| RENTAL SERVICES | SERVICE COMPRESSION LLC | 5,979.10 | 0.052753640 | 315.42 |
| SALT WATER DISPOSAL | OWL SWD OPERATING LLC | 1,357.08 | 0.052753640 | 71.59 |
| SALT WATER DISPOSAL | NGL WATER SOLUTIONS PERM | 678.17 | 0.052753640 | 35.78 |
| SALT WATER DISPOSAL | LIMESTONE BASIN PROPERTIE | 84.95 | 0.052753640 | 4.48 |
| WELL EQUIPMENT-SURFACE | GARNER PUMP & SUPPLY INC | 860.49 | 0.052753640 | 45.39 |
| WELL EQUIPMENT-SURFACE | DIVINE WIRELINE SOLUTIONS | 284.85 | 0.052753640 | 15.03 |
| Total Lease Operating Expense Cost | | 22,003.35 | | 1,160.78 |

62775000-30 SUBTOTAL

22,003.35

1,160.78

PROPERTY 62775000 TOTAL

22,003.35

1,160.78

PROPERTY: 62776000 62776000-30 IBEX 10 B3OB FED COM 1H

Lease Operating Expense

| | | | | |
|---|-----------------------------|-----------|-------------|--------|
| AUTOMATION MAINTENANCE | AMERICAN MILLENNIUM COR | 25.70 | 0.032250710 | 0.83 |
| CHEMICALS-WATER TREATING | JACAM CATALYST LLC | 493.21 | 0.032250710 | 15.91 |
| CHEMICALS-WATER TREATING | JACAM CATALYST LLC | 493.21 | 0.032250710 | 15.91 |
| CHEMICALS-WATER TREATING | ENVIROKLEAN PRODUCT DEV | 1,484.63 | 0.032250710 | 47.88 |
| CHEMICALS-WATER TREATING | ENVIROKLEAN PRODUCT DEV | 4,681.25 | 0.032250710 | 150.97 |
| COMPRESSOR MAINTENANCE | JET SPECIALTY & SUPPLY INC | 288.50 | 0.032250710 | 9.30 |
| EMISSIONS CONTROL EQUIPMENT MAINTENANCE | G&A FABRICATION LLC | 10,165.93 | 0.032250710 | 327.86 |
| FUEL/ POWER / ELECTRICAL | XCEL ENERGY | 537.87 | 0.032250710 | 17.36 |
| GATHERING/TREATING/DEHYDRATION | PRO-KEM INC | 294.94 | 0.032250710 | 9.51 |
| LEASE & FACILITY MAINTENANCE | TURNCO ENTERPRISES LLC | 315.00 | 0.032250710 | 10.16 |
| LEASE & FACILITY MAINTENANCE | TRINITY OILFIELD SERVICES & | 201.77 | 0.032250710 | 6.51 |
| LEASE & FACILITY MAINTENANCE | TRINITY OILFIELD SERVICES & | 224.19 | 0.032250710 | 7.23 |
| LEASE & FACILITY MAINTENANCE | TRINITY OILFIELD SERVICES & | 156.93 | 0.032250710 | 5.06 |
| LEASE & FACILITY MAINTENANCE | SMITH & SONS CONSTRUCTIO | 901.43 | 0.032250710 | 29.07 |
| MISCELLANEOUS EQUIPMENT RENTAL | MEWBOURNE OIL COMPANY | 171.73 | 0.032250710 | 5.54 |
| OVERHEAD-FIXED RATE | MEWBOURNE OIL COMPANY | 889.09 | 0.032250710 | 28.67 |
| PUMPING | MEWBOURNE OIL COMPANY | 900.00 | 0.032250710 | 29.03 |
| PUMPING | MEWBOURNE OIL COMPANY | 225.00 | 0.032250710 | 7.26 |
| RENTAL SERVICES | NATURAL GAS SERVICES GRO | 4,199.74 | 0.032250710 | 135.44 |
| RENTAL SERVICES | NATURAL GAS SERVICES GRO | 4,199.74 | 0.032250710 | 135.44 |
| SALT WATER DISPOSAL | OWL SWD OPERATING LLC | 1,754.28 | 0.032250710 | 56.58 |
| SALT WATER DISPOSAL | NGL WATER SOLUTIONS PERM | 678.17 | 0.032250710 | 21.87 |
| SALT WATER DISPOSAL | LIMESTONE BASIN PROPERTIE | 109.85 | 0.032250710 | 3.54 |
| SITE RESTORATION & EXCAVATION | SUNDANCE SERVICES WEST IN | 80.48 | 0.032250710 | 2.59 |
| WELL EQUIPMENT-SURFACE | GARNER PUMP & SUPPLY INC | 860.49 | 0.032250710 | 27.75 |
| WELL EQUIPMENT-SURFACE | DIVINE WIRELINE SOLUTIONS | 284.85 | 0.032250710 | 9.19 |

04-01-2022

SIANA OIL & GAS CO, LLC
TOM M RAGSDALE
P O BOX 2246
CONROE, TX 77305

INVOICE NO.: 202203-05414
INVOICE DATE: 3-31-2022
OWNER: 035904-1
BILLING FOR: March 2022

| REFERENCE/DESCRIPTION OF CHARGES | GROSS CHARGES | WORKING INTEREST | NET CHARGE | |
|---|---------------------------|------------------|-------------|----------|
| Total Lease Operating Expense Cost | 34,617.98 | | 1,116.46 | |
| 62776000-30 SUBTOTAL | 34,617.98 | 1,116.46 | | |
| PROPERTY 62776000 TOTAL | 34,617.98 | 1,116.46 | | |
| PROPERTY: 62906000 62906000-30 GAZELLE 22 B2MD FED COM 2H | | | | |
| Lease Operating Expense | | | | |
| AUTOMATION MAINTENANCE | AMERICAN MILLENNIUM COR | 12.85 | 0.196991940 | 2.53 |
| CHEMICALS-OIL TREATING | JACAM CATALYST LLC | 141.00 | 0.196991940 | 27.78 |
| CHEMICALS-WATER TREATING | JACAM CATALYST LLC | 493.21 | 0.196991940 | 97.16 |
| CHEMICALS-WATER TREATING | JACAM CATALYST LLC | 493.21 | 0.196991940 | 97.16 |
| CHEMICALS-WATER TREATING | JACAM CATALYST LLC | 493.21 | 0.196991940 | 97.16 |
| CHEMICALS-WATER TREATING | ENVIROKLEAN PRODUCT DEV | 2,842.18 | 0.196991940 | 559.88 |
| CHEMICALS-WATER TREATING | ENVIROKLEAN PRODUCT DEV | 2,741.87 | 0.196991940 | 540.13 |
| EMISSIONS CONTROL EQUIPMENT MAINTENANCE | G&A FABRICATION LLC | 2,570.62 | 0.196991940 | 506.40 |
| EMISSIONS CONTROL EQUIPMENT MAINTENANCE | G&A FABRICATION LLC | 42.76 | 0.196991940 | 8.42 |
| EMISSIONS CONTROL EQUIPMENT MAINTENANCE | G&A FABRICATION LLC | 126.68 | 0.196991940 | 24.95 |
| EMISSIONS CONTROL EQUIPMENT MAINTENANCE | G&A FABRICATION LLC | 898.75 | 0.196991940 | 177.05 |
| EMISSIONS CONTROL EQUIPMENT MAINTENANCE | INGRAM PROFESSIONAL SERV | 358.23 | 0.196991940 | 70.57 |
| EMISSIONS CONTROL EQUIPMENT MAINTENANCE | INGRAM PROFESSIONAL SERV | 1,362.43 | 0.196991940 | 268.39 |
| FUEL/ POWER / ELECTRICAL | XCEL ENERGY | 939.04 | 0.196991940 | 184.99 |
| LEASE & FACILITY | MEWBOURNE OIL COMPANY | 450.00 | 0.196991940 | 88.65 |
| LEASE & FACILITY MAINTENANCE | GARNER PUMP & SUPPLY INC | 265.55 | 0.196991940 | 52.31 |
| LEASE & FACILITY MAINTENANCE | TURNCO ENTERPRISES LLC | 315.00 | 0.196991940 | 62.04 |
| LEASE & FACILITY MAINTENANCE | TURNCO ENTERPRISES LLC | 78.75 | 0.196991940 | 15.51 |
| LEASE & FACILITY MAINTENANCE | TURNCO ENTERPRISES LLC | 315.00 | 0.196991940 | 62.04 |
| LEASE & FACILITY MAINTENANCE | TURNCO ENTERPRISES LLC | 315.00 | 0.196991940 | 62.04 |
| MISCELLANEOUS EQUIPMENT RENTAL | MEWBOURNE OIL COMPANY | 171.74 | 0.196991940 | 33.83 |
| OVERHEAD-FIXED RATE | MEWBOURNE OIL COMPANY | 889.09 | 0.196991940 | 175.14 |
| PUMPING | MEWBOURNE OIL COMPANY | 900.00 | 0.196991940 | 177.30 |
| PUMPING | MEWBOURNE OIL COMPANY | 225.00 | 0.196991940 | 44.32 |
| RENTAL SERVICES | USA COMPRESSION PARTNERS | 5,802.49 | 0.196991940 | 1,143.05 |
| SALT WATER DISPOSAL | OWL SWD OPERATING LLC | 4,119.32 | 0.196991940 | 811.47 |
| SALT WATER DISPOSAL | NGL WATER SOLUTIONS PERM | 904.23 | 0.196991940 | 178.13 |
| SALT WATER DISPOSAL | LIMESTONE BASIN PROPERTIE | 257.96 | 0.196991940 | 50.81 |
| WELL EQUIPMENT-SURFACE | DIVINE WIRELINE SOLUTIONS | 284.85 | 0.196991940 | 56.11 |
| WELL SERVICE & REPAIR | CHOCTAW SERVICES LLC | 1,450.63 | 0.196991940 | 285.76 |
| Total Lease Operating Expense Cost | 30,260.65 | | 5,961.08 | |
| 62906000-30 SUBTOTAL | 30,260.65 | 5,961.08 | | |
| PROPERTY 62906000 TOTAL | 30,260.65 | 5,961.08 | | |
| PROPERTY: 62915000 62915000-20 CREEDENCE 21/16 W0ED ST COM 2H | | | | |
| Tangible Well Cost | | | | |

04-01-2022

SIANA OIL & GAS CO, LLC
TOM M RAGSDALE
P O BOX 2246
CONROE, TX 77305

INVOICE NO.: 202203-05414
INVOICE DATE: 3-31-2022
OWNER: 035904-1
BILLING FOR: March 2022

| REFERENCE/DESCRIPTION OF CHARGES | | GROSS CHARGES | WORKING INTEREST | NET CHARGE |
|--|----------------------------|------------------|------------------|------------|
| TUBING | MEWBOURNE OIL COMPANY | -1,462.23 | 0.006363620 | -9.30 |
| Total Tangible Well Cost Cost | | -1,462.23 | | -9.30 |
| 62915000-20 SUBTOTAL | | -1,462.23 | -9.30 | |
| PROPERTY: 62915000 62915000-30 CREEDENCE 21/16 W0ED ST COM 2H | | | | |
| <u>Lease Operating Expense</u> | | | | |
| AUTOMATION MAINTENANCE | INGRAM PROFESSIONAL SERV | 307.57 | 0.006363620 | 1.96 |
| AUTOMATION MAINTENANCE | TANKLOGIX LLC | 355.70 | 0.006363620 | 2.26 |
| AUTOMATION MAINTENANCE | TANKLOGIX LLC | 190.92 | 0.006363620 | 1.22 |
| CONTRACT SUPERVISION | PACE OILFIELD SERVICES INC | 486.57 | 0.006363620 | 3.10 |
| CONTRACT SUPERVISION | PACE OILFIELD SERVICES INC | 429.34 | 0.006363620 | 2.73 |
| EMISSIONS CONTROL EQUIPMENT MAINTENANCE | KEYSTONE PUMP & SUPPLY LI | 26.97 | 0.006363620 | 0.17 |
| EMISSIONS CONTROL EQUIPMENT MAINTENANCE | D&C ELECTRIC LLC | 101.47 | 0.006363620 | 0.65 |
| EMISSIONS CONTROL EQUIPMENT MAINTENANCE | VAPROX LLC | 158.67 | 0.006363620 | 1.01 |
| EMISSIONS CONTROL EQUIPMENT MAINTENANCE | VAPROX LLC | 164.26 | 0.006363620 | 1.05 |
| EMISSIONS CONTROL EQUIPMENT MAINTENANCE | VAPROX LLC | 555.44 | 0.006363620 | 3.53 |
| EMISSIONS CONTROL EQUIPMENT MAINTENANCE | INGRAM PROFESSIONAL SERV | 598.07 | 0.006363620 | 3.81 |
| EMISSIONS CONTROL EQUIPMENT MAINTENANCE | AUTOMATED WELLHEAD COM | 285.52 | 0.006363620 | 1.82 |
| EMISSIONS CONTROL EQUIPMENT MAINTENANCE | AUTOMATED WELLHEAD COM | 318.92 | 0.006363620 | 2.03 |
| EMISSIONS CONTROL EQUIPMENT MAINTENANCE | AUTOMATED WELLHEAD COM | 343.15 | 0.006363620 | 2.18 |
| EMISSIONS CONTROL EQUIPMENT MAINTENANCE | AUTOMATED WELLHEAD COM | 26.49 | 0.006363620 | 0.17 |
| FUEL/ POWER / ELECTRICAL | XCEL ENERGY | 2,084.09 | 0.006363620 | 13.26 |
| GATHERING/TREATING/DEHYDRATION | MEWBOURNE OIL COMPANY-I | 40.68 | 0.006363620 | 0.26 |
| GATHERING/TREATING/DEHYDRATION | IMPERATIVE CHEMICAL PARTI | 37.49 | 0.006363620 | 0.24 |
| GATHERING/TREATING/DEHYDRATION | IMPERATIVE CHEMICAL PARTI | 56.24 | 0.006363620 | 0.36 |
| LEASE & FACILITY | MEWBOURNE OIL COMPANY | 225.00 | 0.006363620 | 1.43 |
| LEASE & FACILITY | MEWBOURNE OIL COMPANY | 675.00 | 0.006363620 | 4.30 |
| LEASE & FACILITY MAINTENANCE | STANDARD OIL FIELD SUPPLY | 5.46 | 0.006363620 | 0.03 |
| LEASE & FACILITY MAINTENANCE | STANDARD OIL FIELD SUPPLY | 36.73 | 0.006363620 | 0.23 |
| LEASE & FACILITY MAINTENANCE | ZIA ENERGY SERVICES LLC | 127.05 | 0.006363620 | 0.81 |
| LEASE & FACILITY MAINTENANCE | ZIA ENERGY SERVICES LLC | 158.82 | 0.006363620 | 1.01 |
| OVERHEAD-FIXED RATE | MEWBOURNE OIL COMPANY | 889.09 | 0.006363620 | 5.66 |
| PUMPING | MEWBOURNE OIL COMPANY | 900.00 | 0.006363620 | 5.73 |
| PUMPING | MEWBOURNE OIL COMPANY | 900.00 | 0.006363620 | 5.73 |
| RENTAL SERVICES | KODIAK GAS SERVICES LLC | 4,245.57 | 0.006363620 | 27.02 |
| RENTAL SERVICES | KODIAK GAS SERVICES LLC | 4,245.57 | 0.006363620 | 27.02 |
| SALT WATER DISPOSAL | MEWBOURNE OIL COMPANY | 25,858.38 | 0.006363620 | 164.55 |
| SITE RESTORATION & EXCAVATION | ONE HORSE SERVICES LLC | 93.45 | 0.006363620 | 0.59 |
| Total Lease Operating Expense Cost | | 44,927.68 | | 285.92 |
| 62915000-30 SUBTOTAL | | 44,927.68 | 285.92 | |
| PROPERTY 62915000 TOTAL | | 43,465.45 | 276.62 | |

04-01-2022

SIANA OIL & GAS CO, LLC
TOM M RAGSDALE
P O BOX 2246
CONROE, TX 77305

INVOICE NO.: 202203-05414
INVOICE DATE: 3-31-2022
OWNER: 035904-1
BILLING FOR: March 2022



| REFERENCE/DESCRIPTION OF CHARGES | | GROSS CHARGES | WORKING INTEREST | NET CHARGE |
|--|----------------------------|------------------|------------------|---------------|
| PROPERTY: 62916000 62916000-30 CREEDENCE 21/16 WIED ST COM 1H | | | | |
| <u>Lease Operating Expense</u> | | | | |
| AUTOMATION MAINTENANCE | INGRAM PROFESSIONAL SERV | 307.51 | 0.006363620 | 1.96 |
| AUTOMATION MAINTENANCE | TANKLOGIX LLC | 355.68 | 0.006363620 | 2.26 |
| AUTOMATION MAINTENANCE | TANKLOGIX LLC | 190.91 | 0.006363620 | 1.22 |
| CONTRACT SUPERVISION | PACE OILFIELD SERVICES INC | 486.55 | 0.006363620 | 3.10 |
| CONTRACT SUPERVISION | PACE OILFIELD SERVICES INC | 429.31 | 0.006363620 | 2.73 |
| EMISSIONS CONTROL EQUIPMENT MAINTENANCE | KEYSTONE PUMP & SUPPLY LI | 26.96 | 0.006363620 | 0.17 |
| EMISSIONS CONTROL EQUIPMENT MAINTENANCE | D&C ELECTRIC LLC | 101.47 | 0.006363620 | 0.65 |
| EMISSIONS CONTROL EQUIPMENT MAINTENANCE | VAPROX LLC | 158.64 | 0.006363620 | 1.01 |
| EMISSIONS CONTROL EQUIPMENT MAINTENANCE | VAPROX LLC | 164.24 | 0.006363620 | 1.05 |
| EMISSIONS CONTROL EQUIPMENT MAINTENANCE | VAPROX LLC | 555.43 | 0.006363620 | 3.53 |
| EMISSIONS CONTROL EQUIPMENT MAINTENANCE | INGRAM PROFESSIONAL SERV | 598.06 | 0.006363620 | 3.81 |
| EMISSIONS CONTROL EQUIPMENT MAINTENANCE | AUTOMATED WELLHEAD COM | 285.46 | 0.006363620 | 1.82 |
| EMISSIONS CONTROL EQUIPMENT MAINTENANCE | AUTOMATED WELLHEAD COM | 318.91 | 0.006363620 | 2.03 |
| EMISSIONS CONTROL EQUIPMENT MAINTENANCE | AUTOMATED WELLHEAD COM | 343.12 | 0.006363620 | 2.18 |
| EMISSIONS CONTROL EQUIPMENT MAINTENANCE | AUTOMATED WELLHEAD COM | 26.48 | 0.006363620 | 0.17 |
| FUEL/ POWER / ELECTRICAL | XCEL ENERGY | 2,230.79 | 0.006363620 | 14.20 |
| GATHERING/TREATING/DEHYDRATION | MEWBOURNE OIL COMPANY-I | 40.69 | 0.006363620 | 0.26 |
| GATHERING/TREATING/DEHYDRATION | IMPERATIVE CHEMICAL PARTI | 37.50 | 0.006363620 | 0.24 |
| GATHERING/TREATING/DEHYDRATION | IMPERATIVE CHEMICAL PARTI | 56.24 | 0.006363620 | 0.36 |
| LEASE & FACILITY | MEWBOURNE OIL COMPANY | 225.00 | 0.006363620 | 1.43 |
| LEASE & FACILITY MAINTENANCE | STANDARD OIL FIELD SUPPLY | 224.54 | 0.006363620 | 1.43 |
| LEASE & FACILITY MAINTENANCE | STANDARD OIL FIELD SUPPLY | 5.46 | 0.006363620 | 0.03 |
| LEASE & FACILITY MAINTENANCE | STANDARD OIL FIELD SUPPLY | 36.71 | 0.006363620 | 0.23 |
| LEASE & FACILITY MAINTENANCE | ZIA ENERGY SERVICES LLC | 762.34 | 0.006363620 | 4.85 |
| LEASE & FACILITY MAINTENANCE | ZIA ENERGY SERVICES LLC | 127.06 | 0.006363620 | 0.81 |
| LEASE & FACILITY MAINTENANCE | ZIA ENERGY SERVICES LLC | 158.82 | 0.006363620 | 1.01 |
| OVERHEAD-FIXED RATE | MEWBOURNE OIL COMPANY | 889.09 | 0.006363620 | 5.66 |
| PUMPING | MEWBOURNE OIL COMPANY | 900.00 | 0.006363620 | 5.73 |
| PUMPING | MEWBOURNE OIL COMPANY | 675.00 | 0.006363620 | 4.30 |
| RENTAL SERVICES | KODIAK GAS SERVICES LLC | 4,245.57 | 0.006363620 | 27.02 |
| RENTAL SERVICES | KODIAK GAS SERVICES LLC | 4,245.57 | 0.006363620 | 27.02 |
| SALT WATER DISPOSAL | MEWBOURNE OIL COMPANY | 22,074.61 | 0.006363620 | 140.47 |
| SITE RESTORATION & EXCAVATION | ONE HORSE SERVICES LLC | 93.46 | 0.006363620 | 0.59 |
| Total Lease Operating Expense Cost | | 41,377.18 | | 263.33 |
| 62916000-30 SUBTOTAL | | 41,377.18 | | 263.33 |
| PROPERTY 62916000 TOTAL | | 41,377.18 | | 263.33 |
| PROPERTY: 62948000 62948000-30 INLAND 26/23 B2PI STATE COM 1H | | | | |
| <u>Lease Operating Expense</u> | | | | |
| ARTIFICIAL LIFT RENTAL / REPAIR | ENDURANCE LIFT SOLUTIONS | 2,327.39 | 0.100000000 | 232.74 |

04-01-2022

SIANA OIL & GAS CO, LLC
TOM M RAGSDALE
P O BOX 2246
CONROE, TX 77305

INVOICE NO.: 202203-05414
INVOICE DATE: 3-31-2022
OWNER: 035904-1
BILLING FOR: March 2022

| REFERENCE/DESCRIPTION OF CHARGES | | GROSS CHARGES | WORKING INTEREST | NET CHARGE |
|---|---------------------------|---------------|------------------|------------|
| CHEMICALS-WATER TREATING | JACAM CATALYST LLC | 986.42 | 0.100000000 | 98.64 |
| CHEMICALS-WATER TREATING | JACAM CATALYST LLC | 3,525.02 | 0.100000000 | 352.50 |
| CHEMICALS-WATER TREATING | JACAM CATALYST LLC | 493.21 | 0.100000000 | 49.32 |
| CHEMICALS-WATER TREATING | JACAM CATALYST LLC | 493.21 | 0.100000000 | 49.32 |
| CHEMICALS-WATER TREATING | ENVIROKLEAN PRODUCT DEV | 66.45 | 0.100000000 | 6.64 |
| COMPRESSOR MAINTENANCE | ACCEL COMPRESSION, INC | 120.16 | 0.100000000 | 12.01 |
| CONTRACT SUPERVISION | TURNCO ENTERPRISES LLC | 577.80 | 0.100000000 | 57.78 |
| CONTRACT SUPERVISION | LYNX PRESSURE SOLUTIONS I | 1,393.00 | 0.100000000 | 139.30 |
| EMISSIONS CONTROL EQUIPMENT MAINTENANCE | VAPROX LLC | 130.82 | 0.100000000 | 13.08 |
| EMISSIONS CONTROL EQUIPMENT MAINTENANCE | VAPROX LLC | 81.37 | 0.100000000 | 8.14 |
| EMISSIONS CONTROL EQUIPMENT MAINTENANCE | INGRAM PROFESSIONAL SERV | 249.65 | 0.100000000 | 24.97 |
| EMISSIONS CONTROL EQUIPMENT MAINTENANCE | AUTOMATED WELLHEAD COM | 62.25 | 0.100000000 | 6.22 |
| LEASE & FACILITY | MEWBOURNE OIL COMPANY | 450.00 | 0.100000000 | 45.00 |
| LEASE & FACILITY | MEWBOURNE OIL COMPANY | 450.00 | 0.100000000 | 45.00 |
| LEASE & FACILITY | MEWBOURNE OIL COMPANY | 225.00 | 0.100000000 | 22.50 |
| LEASE & FACILITY MAINTENANCE | GARNER PUMP & SUPPLY INC | 555.94 | 0.100000000 | 55.59 |
| LEASE & FACILITY MAINTENANCE | GARNER PUMP & SUPPLY INC | 1,699.57 | 0.100000000 | 169.96 |
| LEASE & FACILITY MAINTENANCE | GARNER PUMP & SUPPLY INC | 626.69 | 0.100000000 | 62.66 |
| LEASE & FACILITY MAINTENANCE | GARNER PUMP & SUPPLY INC | 313.46 | 0.100000000 | 31.35 |
| LEASE & FACILITY MAINTENANCE | TURNCO ENTERPRISES LLC | 105.00 | 0.100000000 | 10.50 |
| LEASE & FACILITY MAINTENANCE | TURNCO ENTERPRISES LLC | 189.00 | 0.100000000 | 18.90 |
| LEASE & FACILITY MAINTENANCE | TURNCO ENTERPRISES LLC | 157.50 | 0.100000000 | 15.75 |
| LEASE & FACILITY MAINTENANCE | TURNCO ENTERPRISES LLC | 138.60 | 0.100000000 | 13.86 |
| LEASE & FACILITY MAINTENANCE | EP&S LLC | 30.74 | 0.100000000 | 3.07 |
| LEASE & FACILITY MAINTENANCE | SMITH & SONS CONSTRUCTIO | 350.13 | 0.100000000 | 35.01 |
| LEASE & FACILITY MAINTENANCE | SMITH & SONS CONSTRUCTIO | 186.74 | 0.100000000 | 18.67 |
| LEASE & FACILITY MAINTENANCE | SMITH & SONS CONSTRUCTIO | 219.96 | 0.100000000 | 22.00 |
| LEASE & FACILITY MAINTENANCE | SMITH & SONS CONSTRUCTIO | 350.13 | 0.100000000 | 35.01 |
| OVERHEAD-FIXED RATE | MEWBOURNE OIL COMPANY | 889.09 | 0.100000000 | 88.91 |
| PUMPING | MEWBOURNE OIL COMPANY | 900.00 | 0.100000000 | 90.00 |
| PUMPING | MEWBOURNE OIL COMPANY | 675.00 | 0.100000000 | 67.50 |
| SALT WATER DISPOSAL | 3 BEAR DELAWARE OPERATING | 9,506.11 | 0.100000000 | 950.61 |
| SITE RESTORATION & EXCAVATION | TURNCO ENTERPRISES LLC | 252.00 | 0.100000000 | 25.20 |
| SITE RESTORATION & EXCAVATION | TURNCO ENTERPRISES LLC | 252.00 | 0.100000000 | 25.20 |
| SITE RESTORATION & EXCAVATION | TURNCO ENTERPRISES LLC | 252.00 | 0.100000000 | 25.20 |
| WELL EQUIPMENT-SURFACE | DIVINE WIRELINE SOLUTIONS | 284.85 | 0.100000000 | 28.48 |
| Total Lease Operating Expense Cost | | 29,566.26 | | 2,956.59 |
| 62948000-30 SUBTOTAL | | 29,566.26 | | 2,956.59 |
| PROPERTY 62948000 TOTAL | | 29,566.26 | | 2,956.59 |
| PROPERTY: 62958000 62958000-30 GAZELLE 22 B3MD FED COM 1H | | | | |
| Lease Operating Expense | | | | |

04-01-2022

SIANA OIL & GAS CO, LLC
TOM M RAGSDALE
P O BOX 2246
CONROE, TX 77305

INVOICE NO.: 202203-05414
INVOICE DATE: 3-31-2022
OWNER: 035904-1
BILLING FOR: March 2022



| REFERENCE/DESCRIPTION OF CHARGES | | GROSS CHARGES | WORKING INTEREST | NET CHARGE |
|---|---------------------------|---------------|------------------|------------|
| AUTOMATION MAINTENANCE | AMERICAN MILLENNIUM COR | 12.85 | 0.196991940 | 2.53 |
| CHEMICALS-OIL TREATING | JACAM CATALYST LLC | 141.00 | 0.196991940 | 27.78 |
| CHEMICALS-WATER TREATING | JACAM CATALYST LLC | 493.21 | 0.196991940 | 97.16 |
| CHEMICALS-WATER TREATING | ENVIROKLEAN PRODUCT DEV | 2,842.19 | 0.196991940 | 559.88 |
| CHEMICALS-WATER TREATING | ENVIROKLEAN PRODUCT DEV | 2,741.87 | 0.196991940 | 540.13 |
| EMISSIONS CONTROL EQUIPMENT MAINTENANCE | G&A FABRICATION LLC | 2,570.62 | 0.196991940 | 506.40 |
| EMISSIONS CONTROL EQUIPMENT MAINTENANCE | G&A FABRICATION LLC | 42.79 | 0.196991940 | 8.42 |
| EMISSIONS CONTROL EQUIPMENT MAINTENANCE | G&A FABRICATION LLC | 126.70 | 0.196991940 | 24.96 |
| EMISSIONS CONTROL EQUIPMENT MAINTENANCE | G&A FABRICATION LLC | 898.76 | 0.196991940 | 177.05 |
| EMISSIONS CONTROL EQUIPMENT MAINTENANCE | INGRAM PROFESSIONAL SERV | 358.24 | 0.196991940 | 70.57 |
| EMISSIONS CONTROL EQUIPMENT MAINTENANCE | INGRAM PROFESSIONAL SERV | 1,362.44 | 0.196991940 | 268.39 |
| FUEL/ POWER / ELECTRICAL | XCEL ENERGY | 440.53 | 0.196991940 | 86.78 |
| GATHERING/TREATING/DEHYDRATION | PRO-KEM INC | 294.94 | 0.196991940 | 58.10 |
| LEASE & FACILITY | MEWBOURNE OIL COMPANY | 450.00 | 0.196991940 | 88.65 |
| LEASE & FACILITY MAINTENANCE | T&J VALVE | 91.86 | 0.196991940 | 18.10 |
| LEASE & FACILITY MAINTENANCE | GARNER PUMP & SUPPLY INC | 265.55 | 0.196991940 | 52.31 |
| LEASE & FACILITY MAINTENANCE | TURNCO ENTERPRISES LLC | 420.00 | 0.196991940 | 82.74 |
| LEASE & FACILITY MAINTENANCE | TURNCO ENTERPRISES LLC | 78.75 | 0.196991940 | 15.51 |
| LEASE & FACILITY MAINTENANCE | TURNCO ENTERPRISES LLC | 315.00 | 0.196991940 | 62.04 |
| LEASE & FACILITY MAINTENANCE | TURNCO ENTERPRISES LLC | 315.00 | 0.196991940 | 62.04 |
| MISCELLANEOUS EQUIPMENT RENTAL | MEWBOURNE OIL COMPANY | 171.74 | 0.196991940 | 33.83 |
| OVERHEAD-FIXED RATE | MEWBOURNE OIL COMPANY | 889.09 | 0.196991940 | 175.14 |
| PUMPING | MEWBOURNE OIL COMPANY | 900.00 | 0.196991940 | 177.30 |
| PUMPING | MEWBOURNE OIL COMPANY | 225.00 | 0.196991940 | 44.32 |
| RENTAL SERVICES | KODIAK GAS SERVICES LLC | -410.10 | 0.196991940 | -80.79 |
| RENTAL SERVICES | KODIAK GAS SERVICES LLC | 5,415.00 | 0.196991940 | 1,066.71 |
| RENTAL SERVICES | KODIAK GAS SERVICES LLC | 5,415.00 | 0.196991940 | 1,066.71 |
| SALT WATER DISPOSAL | OWL SWD OPERATING LLC | 2,400.50 | 0.196991940 | 472.88 |
| SALT WATER DISPOSAL | NGL WATER SOLUTIONS PERM | 678.17 | 0.196991940 | 133.59 |
| SALT WATER DISPOSAL | LIMESTONE BASIN PROPERTIE | 150.36 | 0.196991940 | 29.62 |
| WELL EQUIPMENT-SURFACE | GARNER PUMP & SUPPLY INC | 1,231.56 | 0.196991940 | 242.61 |
| WELL EQUIPMENT-SURFACE | DIVINE WIRELINE SOLUTIONS | 284.85 | 0.196991940 | 56.11 |
| Total Lease Operating Expense Cost | | 31,613.47 | | 6,227.57 |
| 62958000-30 SUBTOTAL | | 31,613.47 | | 6,227.57 |
| PROPERTY 62958000 TOTAL | | 31,613.47 | | 6,227.57 |
| PROPERTY: 72076000 72076000-10 INLAND 26/23 B20J STATE COM 1H | | | | |
| Intangible Well Cost | | | | |
| INTANGIBLE SUPPLIES | OIL PATCH GROUP INC | 1,076.15 | 0.100000000 | 107.61 |
| Total Intangible Well Cost Cost | | 1,076.15 | | 107.61 |
| 72076000-10 SUBTOTAL | | 1,076.15 | | 107.61 |

04-01-2022

SIANA OIL & GAS CO, LLC
TOM M RAGSDALE
P O BOX 2246
CONROE, TX 77305

INVOICE NO.: 202203-05414
INVOICE DATE: 3-31-2022
OWNER: 035904-1
BILLING FOR: March 2022

| REFERENCE/DESCRIPTION OF CHARGES | GROSS CHARGES | WORKING INTEREST | NET CHARGE |
|--|-----------------|------------------|------------|
| PROPERTY: 72076000 72076000-20 INLAND 26/23 B2OJ STATE COM 1H | | | |
| <u>Tangible Well Cost</u> | | | |
| TUBING MEWBOURNE OIL COMPANY | -1,467.05 | 0.100000000 | -146.71 |
| TUBING HEAD & UPPER SECTION DIVINE WIRELINE SOLUTIONS | 4,162.82 | 0.100000000 | 416.28 |
| Total Tangible Well Cost Cost | 2,695.77 | | 269.57 |
| <u>Equipment Beyond Wellhead</u> | | | |
| AUTOMATION METERING EQUIPMENT INGRAM PROFESSIONAL SERV | 954.23 | 0.100000000 | 95.42 |
| Total Equipment Beyond Wellhead Cost | 954.23 | | 95.42 |
| 72076000-20 SUBTOTAL | 3,650.00 | 364.99 | |
| PROPERTY: 72076000 72076000-30 INLAND 26/23 B2OJ STATE COM 1H | | | |
| <u>Lease Operating Expense</u> | | | |
| CHEMICALS-WATER TREATING JACAM CATALYST LLC | 493.21 | 0.100000000 | 49.32 |
| CHEMICALS-WATER TREATING JACAM CATALYST LLC | 986.42 | 0.100000000 | 98.64 |
| CHEMICALS-WATER TREATING JACAM CATALYST LLC | 3,525.02 | 0.100000000 | 352.50 |
| CHEMICALS-WATER TREATING JACAM CATALYST LLC | 493.21 | 0.100000000 | 49.32 |
| CHEMICALS-WATER TREATING JACAM CATALYST LLC | 493.21 | 0.100000000 | 49.32 |
| CHEMICALS-WATER TREATING ENVIROKLEAN PRODUCT DEV | 100.15 | 0.100000000 | 10.01 |
| COMPANY SUPERVISION MEWBOURNE OIL COMPANY | 1,600.00 | 0.100000000 | 160.00 |
| COMPANY SUPERVISION MEWBOURNE OIL COMPANY | 4,800.00 | 0.100000000 | 480.00 |
| COMPANY SUPERVISION MEWBOURNE OIL COMPANY | 1,600.00 | 0.100000000 | 160.00 |
| COMPRESSOR MAINTENANCE ACCEL COMPRESSION, INC | 120.16 | 0.100000000 | 12.01 |
| CONTRACT SUPERVISION TURNCO ENTERPRISES LLC | 577.80 | 0.100000000 | 57.78 |
| CONTRACT SUPERVISION GSM OILFIELD SERVICES INC | 3,207.20 | 0.100000000 | 320.72 |
| CONTRACT SUPERVISION LYNX PRESSURE SOLUTIONS I | 1,393.00 | 0.100000000 | 139.30 |
| EMISSIONS CONTROL EQUIPMENT MAINTENANCE VAPROX LLC | 130.83 | 0.100000000 | 13.09 |
| EMISSIONS CONTROL EQUIPMENT MAINTENANCE VAPROX LLC | 81.39 | 0.100000000 | 8.14 |
| EMISSIONS CONTROL EQUIPMENT MAINTENANCE INGRAM PROFESSIONAL SERV | 249.66 | 0.100000000 | 24.97 |
| EMISSIONS CONTROL EQUIPMENT MAINTENANCE AUTOMATED WELLHEAD COM | 62.25 | 0.100000000 | 6.22 |
| LEASE & FACILITY MEWBOURNE OIL COMPANY | 450.00 | 0.100000000 | 45.00 |
| LEASE & FACILITY MEWBOURNE OIL COMPANY | 450.00 | 0.100000000 | 45.00 |
| LEASE & FACILITY MEWBOURNE OIL COMPANY | 225.00 | 0.100000000 | 22.50 |
| LEASE & FACILITY MAINTENANCE T&J VALVE | 57.25 | 0.100000000 | 5.72 |
| LEASE & FACILITY MAINTENANCE GARNER PUMP & SUPPLY INC | 555.94 | 0.100000000 | 55.59 |
| LEASE & FACILITY MAINTENANCE GARNER PUMP & SUPPLY INC | 1,699.57 | 0.100000000 | 169.96 |
| LEASE & FACILITY MAINTENANCE GARNER PUMP & SUPPLY INC | 626.69 | 0.100000000 | 62.66 |
| LEASE & FACILITY MAINTENANCE GARNER PUMP & SUPPLY INC | 313.46 | 0.100000000 | 31.35 |
| LEASE & FACILITY MAINTENANCE TURNCO ENTERPRISES LLC | 105.00 | 0.100000000 | 10.50 |
| LEASE & FACILITY MAINTENANCE TURNCO ENTERPRISES LLC | 189.00 | 0.100000000 | 18.90 |
| LEASE & FACILITY MAINTENANCE TURNCO ENTERPRISES LLC | 157.50 | 0.100000000 | 15.75 |
| LEASE & FACILITY MAINTENANCE TURNCO ENTERPRISES LLC | 138.60 | 0.100000000 | 13.86 |
| LEASE & FACILITY MAINTENANCE EP&S LLC | 30.73 | 0.100000000 | 3.07 |

04-01-2022

SIANA OIL & GAS CO, LLC
TOM M RAGSDALE
P O BOX 2246
CONROE, TX 77305

INVOICE NO.: 202203-05414
INVOICE DATE: 3-31-2022
OWNER: 035904-1
BILLING FOR: March 2022



| REFERENCE/DESCRIPTION OF CHARGES | | GROSS CHARGES | WORKING INTEREST | NET CHARGE |
|------------------------------------|---------------------------|---------------|------------------|------------|
| LEASE & FACILITY MAINTENANCE | SMITH & SONS CONSTRUCTIO | 350.13 | 0.100000000 | 35.01 |
| LEASE & FACILITY MAINTENANCE | SMITH & SONS CONSTRUCTIO | 186.74 | 0.100000000 | 18.67 |
| LEASE & FACILITY MAINTENANCE | SMITH & SONS CONSTRUCTIO | 219.95 | 0.100000000 | 22.00 |
| LEASE & FACILITY MAINTENANCE | SMITH & SONS CONSTRUCTIO | 350.13 | 0.100000000 | 35.01 |
| OVERHEAD-FIXED RATE | MEWBOURNE OIL COMPANY | 889.09 | 0.100000000 | 88.91 |
| PUMPING | MEWBOURNE OIL COMPANY | 900.00 | 0.100000000 | 90.00 |
| PUMPING | MEWBOURNE OIL COMPANY | 675.00 | 0.100000000 | 67.50 |
| SALT WATER DISPOSAL | 3 BEAR DELAWARE OPERATIN | 14,190.28 | 0.100000000 | 1,419.03 |
| SITE RESTORATION & EXCAVATION | TURNCO ENTERPRISES LLC | 252.00 | 0.100000000 | 25.20 |
| SITE RESTORATION & EXCAVATION | TURNCO ENTERPRISES LLC | 252.00 | 0.100000000 | 25.20 |
| SITE RESTORATION & EXCAVATION | TURNCO ENTERPRISES LLC | 252.00 | 0.100000000 | 25.20 |
| WELL EQUIPMENT-SURFACE | TURNCO ENTERPRISES LLC | 525.00 | 0.100000000 | 52.50 |
| WELL EQUIPMENT-SURFACE | DIVINE WIRELINE SOLUTIONS | 284.85 | 0.100000000 | 28.49 |
| WELL SERVICE & REPAIR | DIVINE ENERGY SERVICES LL | 587.47 | 0.100000000 | 58.75 |
| WELL SERVICE & REPAIR | ASHLEY ENERGY SERVICES LI | 1,190.94 | 0.100000000 | 119.09 |
| WORKOVER-MAJOR MECHANICAL | ENDURANCE LIFT SOLUTIONS | 61,385.52 | 0.100000000 | 6,138.55 |
| Total Lease Operating Expense Cost | | 107,403.35 | | 10,740.31 |

72076000-30 SUBTOTAL

107,403.35

10,740.31

PROPERTY 72076000 TOTAL

112,129.50

11,212.91

PROPERTY: 72185000 72185000-30 CREEDENCE 21/16 W0FC ST COM 4H

Lease Operating Expense

| | | | | |
|---|----------------------------|----------|-------------|-------|
| AUTOMATION MAINTENANCE | INGRAM PROFESSIONAL SERV | 307.50 | 0.006363620 | 1.96 |
| AUTOMATION MAINTENANCE | TANKLOGIX LLC | 355.70 | 0.006363620 | 2.26 |
| AUTOMATION MAINTENANCE | TANKLOGIX LLC | 190.92 | 0.006363620 | 1.22 |
| COMPANY SUPERVISION | MEWBOURNE OIL COMPANY | 544.00 | 0.006363620 | 3.46 |
| CONTRACT SUPERVISION | PACE OILFIELD SERVICES INC | 486.57 | 0.006363620 | 3.10 |
| CONTRACT SUPERVISION | PACE OILFIELD SERVICES INC | 429.34 | 0.006363620 | 2.73 |
| EMISSIONS CONTROL EQUIPMENT MAINTENANCE | KEYSTONE PUMP & SUPPLY LI | 26.98 | 0.006363620 | 0.17 |
| EMISSIONS CONTROL EQUIPMENT MAINTENANCE | D&C ELECTRIC LLC | 101.48 | 0.006363620 | 0.65 |
| EMISSIONS CONTROL EQUIPMENT MAINTENANCE | VAPROX LLC | 158.67 | 0.006363620 | 1.01 |
| EMISSIONS CONTROL EQUIPMENT MAINTENANCE | VAPROX LLC | 164.26 | 0.006363620 | 1.05 |
| EMISSIONS CONTROL EQUIPMENT MAINTENANCE | VAPROX LLC | 555.44 | 0.006363620 | 3.53 |
| EMISSIONS CONTROL EQUIPMENT MAINTENANCE | INGRAM PROFESSIONAL SERV | 598.08 | 0.006363620 | 3.81 |
| EMISSIONS CONTROL EQUIPMENT MAINTENANCE | AUTOMATED WELLHEAD COM | 285.52 | 0.006363620 | 1.82 |
| EMISSIONS CONTROL EQUIPMENT MAINTENANCE | AUTOMATED WELLHEAD COM | 318.94 | 0.006363620 | 2.03 |
| EMISSIONS CONTROL EQUIPMENT MAINTENANCE | AUTOMATED WELLHEAD COM | 343.15 | 0.006363620 | 2.18 |
| EMISSIONS CONTROL EQUIPMENT MAINTENANCE | AUTOMATED WELLHEAD COM | 26.50 | 0.006363620 | 0.17 |
| FUEL/ POWER / ELECTRICAL | XCEL ENERGY | 2,794.68 | 0.006363620 | 17.78 |
| GATHERING/TREATING/DEHYDRATION | MEWBOURNE OIL COMPANY-I | 40.68 | 0.006363620 | 0.26 |
| GATHERING/TREATING/DEHYDRATION | IMPERATIVE CHEMICAL PARTI | 37.48 | 0.006363620 | 0.24 |
| GATHERING/TREATING/DEHYDRATION | IMPERATIVE CHEMICAL PARTI | 56.23 | 0.006363620 | 0.36 |

04-01-2022

SIANA OIL & GAS CO, LLC
TOM M RAGSDALE
P O BOX 2246
CONROE, TX 77305

INVOICE NO.: 202203-05414
INVOICE DATE: 3-31-2022
OWNER: 035904-1
BILLING FOR: March 2022

| REFERENCE/DESCRIPTION OF CHARGES | | GROSS CHARGES | WORKING INTEREST | NET CHARGE |
|------------------------------------|---------------------------|---------------|------------------|------------|
| LEASE & FACILITY | MEWBOURNE OIL COMPANY | 225.00 | 0.006363620 | 1.43 |
| LEASE & FACILITY | MEWBOURNE OIL COMPANY | 225.00 | 0.006363620 | 1.43 |
| LEASE & FACILITY | MEWBOURNE OIL COMPANY | 450.00 | 0.006363620 | 2.86 |
| LEASE & FACILITY MAINTENANCE | STANDARD OIL FIELD SUPPLY | 5.45 | 0.006363620 | 0.03 |
| LEASE & FACILITY MAINTENANCE | STANDARD OIL FIELD SUPPLY | 36.73 | 0.006363620 | 0.23 |
| LEASE & FACILITY MAINTENANCE | ZIA ENERGY SERVICES LLC | 127.05 | 0.006363620 | 0.81 |
| LEASE & FACILITY MAINTENANCE | ZIA ENERGY SERVICES LLC | 158.82 | 0.006363620 | 1.01 |
| OVERHEAD-FIXED RATE | MEWBOURNE OIL COMPANY | 807.20 | 0.006363620 | 5.14 |
| PUMPING | MEWBOURNE OIL COMPANY | 900.00 | 0.006363620 | 5.73 |
| PUMPING | MEWBOURNE OIL COMPANY | 900.00 | 0.006363620 | 5.73 |
| RENTAL SERVICES | KODIAK GAS SERVICES LLC | 4,245.57 | 0.006363620 | 27.02 |
| RENTAL SERVICES | KODIAK GAS SERVICES LLC | 4,245.57 | 0.006363620 | 27.02 |
| SALT WATER DISPOSAL | MEWBOURNE OIL COMPANY | 34,372.09 | 0.006363620 | 218.73 |
| SITE RESTORATION & EXCAVATION | ONE HORSE SERVICES LLC | 93.45 | 0.006363620 | 0.59 |
| Total Lease Operating Expense Cost | | 54,614.05 | | 347.55 |

72185000-30 SUBTOTAL

54,614.05

347.55

PROPERTY 72185000 TOTAL

54,614.05

347.55

72185000PREPAYMENTS

-347.55

PROPERTY: 72186000 72186000-30 CREEDENCE 21/16 W1FC ST COM 3H

Lease Operating Expense

| | | | | |
|---|----------------------------|----------|-------------|-------|
| AUTOMATION MAINTENANCE | INGRAM PROFESSIONAL SERV | 307.57 | 0.006363620 | 1.96 |
| AUTOMATION MAINTENANCE | TANKLOGIX LLC | 355.68 | 0.006363620 | 2.26 |
| AUTOMATION MAINTENANCE | TANKLOGIX LLC | 190.91 | 0.006363620 | 1.22 |
| CONTRACT SUPERVISION | PACE OILFIELD SERVICES INC | 486.55 | 0.006363620 | 3.10 |
| CONTRACT SUPERVISION | PACE OILFIELD SERVICES INC | 429.31 | 0.006363620 | 2.73 |
| EMISSIONS CONTROL EQUIPMENT MAINTENANCE | KEYSTONE PUMP & SUPPLY LI | 26.96 | 0.006363620 | 0.17 |
| EMISSIONS CONTROL EQUIPMENT MAINTENANCE | D&C ELECTRIC LLC | 101.47 | 0.006363620 | 0.65 |
| EMISSIONS CONTROL EQUIPMENT MAINTENANCE | VAPROX LLC | 158.59 | 0.006363620 | 1.01 |
| EMISSIONS CONTROL EQUIPMENT MAINTENANCE | VAPROX LLC | 164.20 | 0.006363620 | 1.04 |
| EMISSIONS CONTROL EQUIPMENT MAINTENANCE | VAPROX LLC | 555.40 | 0.006363620 | 3.53 |
| EMISSIONS CONTROL EQUIPMENT MAINTENANCE | INGRAM PROFESSIONAL SERV | 598.04 | 0.006363620 | 3.81 |
| EMISSIONS CONTROL EQUIPMENT MAINTENANCE | AUTOMATED WELLHEAD COM | 285.45 | 0.006363620 | 1.82 |
| EMISSIONS CONTROL EQUIPMENT MAINTENANCE | AUTOMATED WELLHEAD COM | 318.88 | 0.006363620 | 2.03 |
| EMISSIONS CONTROL EQUIPMENT MAINTENANCE | AUTOMATED WELLHEAD COM | 343.11 | 0.006363620 | 2.18 |
| EMISSIONS CONTROL EQUIPMENT MAINTENANCE | AUTOMATED WELLHEAD COM | 26.48 | 0.006363620 | 0.17 |
| FUEL/ POWER / ELECTRICAL | XCEL ENERGY | 1,855.45 | 0.006363620 | 11.81 |
| GATHERING/TREATING/DEHYDRATION | MEWBOURNE OIL COMPANY-F | 40.69 | 0.006363620 | 0.26 |
| GATHERING/TREATING/DEHYDRATION | IMPERATIVE CHEMICAL PARTI | 37.50 | 0.006363620 | 0.24 |
| GATHERING/TREATING/DEHYDRATION | IMPERATIVE CHEMICAL PARTI | 56.25 | 0.006363620 | 0.36 |
| LEASE & FACILITY | MEWBOURNE OIL COMPANY | 297.00 | 0.006363620 | 1.89 |
| LEASE & FACILITY MAINTENANCE | STANDARD OIL FIELD SUPPLY | 5.46 | 0.006363620 | 0.03 |

04-01-2022

SIANA OIL & GAS CO, LLC
TOM M RAGSDALE
P O BOX 2246
CONROE, TX 77305

INVOICE NO.: 202203-05414
INVOICE DATE: 3-31-2022
OWNER: 035904-1
BILLING FOR: March 2022



| REFERENCE/DESCRIPTION OF CHARGES | | GROSS CHARGES | WORKING INTEREST | NET CHARGE |
|------------------------------------|---------------------------|---------------|------------------|------------|
| LEASE & FACILITY MAINTENANCE | STANDARD OIL FIELD SUPPLY | 36.68 | 0.006363620 | 0.23 |
| LEASE & FACILITY MAINTENANCE | ZIA ENERGY SERVICES LLC | 127.06 | 0.006363620 | 0.81 |
| LEASE & FACILITY MAINTENANCE | ZIA ENERGY SERVICES LLC | 158.82 | 0.006363620 | 1.01 |
| OVERHEAD-FIXED RATE | MEWBOURNE OIL COMPANY | 807.20 | 0.006363620 | 5.14 |
| PUMPING | MEWBOURNE OIL COMPANY | 900.00 | 0.006363620 | 5.73 |
| PUMPING | MEWBOURNE OIL COMPANY | 675.00 | 0.006363620 | 4.30 |
| RENTAL SERVICES | KODIAK GAS SERVICES LLC | 4,245.56 | 0.006363620 | 27.02 |
| RENTAL SERVICES | KODIAK GAS SERVICES LLC | 4,245.56 | 0.006363620 | 27.02 |
| SALT WATER DISPOSAL | MEWBOURNE OIL COMPANY | 21,279.15 | 0.006363620 | 135.41 |
| SITE RESTORATION & EXCAVATION | ONE HORSE SERVICES LLC | 93.46 | 0.006363620 | 0.59 |
| Total Lease Operating Expense Cost | | 39,209.44 | | 249.53 |

| | | |
|-------------------------|-----------|---------|
| 72186000-30 SUBTOTAL | 39,209.44 | 249.53 |
| PROPERTY 72186000 TOTAL | 39,209.44 | 249.53 |
| 72186000PREPAYMENTS | | -249.53 |

PROPERTY: 72310000 72310000-30 IBEX 15/10 BIPA FED COM 2H

Lease Operating Expense

| | | | | |
|---|--------------------------|----------|-------------|------|
| CHEMICALS-WATER TREATING | JACAM CATALYST LLC | 493.21 | 0.000539020 | 0.27 |
| CHEMICALS-WATER TREATING | JACAM CATALYST LLC | 986.42 | 0.000539020 | 0.53 |
| CHEMICALS-WATER TREATING | JACAM CATALYST LLC | 986.42 | 0.000539020 | 0.53 |
| CHEMICALS-WATER TREATING | ENVIROKLEAN PRODUCT DEV | 722.25 | 0.000539020 | 0.39 |
| COMPANY SUPERVISION | MEWBOURNE OIL COMPANY | 800.00 | 0.000539020 | 0.43 |
| EMISSIONS CONTROL EQUIPMENT MAINTENANCE | VAPROX LLC | 215.29 | 0.000539020 | 0.12 |
| EMISSIONS CONTROL EQUIPMENT MAINTENANCE | VAPROX LLC | 1,424.12 | 0.000539020 | 0.77 |
| EMISSIONS CONTROL EQUIPMENT MAINTENANCE | INGRAM PROFESSIONAL SERV | 1,381.69 | 0.000539020 | 0.74 |
| EMISSIONS CONTROL EQUIPMENT MAINTENANCE | AUTOMATED WELLHEAD COM | 758.07 | 0.000539020 | 0.41 |
| FUEL/ POWER / ELECTRICAL | XCEL ENERGY | 2,865.28 | 0.000539020 | 1.54 |
| GATHERING/TREATING/DEHYDRATION | MEWBOURNE OIL COMPANY-F | 200.00 | 0.000539020 | 0.11 |
| GATHERING/TREATING/DEHYDRATION | PRO-KEM INC | 294.94 | 0.000539020 | 0.16 |
| GATHERING/TREATING/DEHYDRATION | LEGACY SAFETY AND CONSUI | 138.47 | 0.000539020 | 0.07 |
| LEASE & FACILITY | MEWBOURNE OIL COMPANY | 306.00 | 0.000539020 | 0.16 |
| LEASE & FACILITY MAINTENANCE | GARNER PUMP & SUPPLY INC | 189.15 | 0.000539020 | 0.11 |
| LEASE & FACILITY MAINTENANCE | GARNER PUMP & SUPPLY INC | 109.19 | 0.000539020 | 0.06 |
| LEASE & FACILITY MAINTENANCE | GARNER PUMP & SUPPLY INC | 1,939.40 | 0.000539020 | 1.05 |
| LEASE & FACILITY MAINTENANCE | GARNER PUMP & SUPPLY INC | 197.39 | 0.000539020 | 0.11 |
| LEASE & FACILITY MAINTENANCE | GARNER PUMP & SUPPLY INC | 268.79 | 0.000539020 | 0.15 |
| LEASE & FACILITY MAINTENANCE | TURNCO ENTERPRISES LLC | 420.00 | 0.000539020 | 0.23 |
| LEASE & FACILITY MAINTENANCE | TURNCO ENTERPRISES LLC | 262.50 | 0.000539020 | 0.14 |
| LEASE & FACILITY MAINTENANCE | SMITH & SONS CONSTRUCTIO | 629.48 | 0.000539020 | 0.34 |
| LEASE & FACILITY MAINTENANCE | SMITH & SONS CONSTRUCTIO | 992.06 | 0.000539020 | 0.53 |
| MISCELLANEOUS EQUIPMENT RENTAL | MEWBOURNE OIL COMPANY | 171.73 | 0.000539020 | 0.09 |
| OVERHEAD-FIXED RATE | MEWBOURNE OIL COMPANY | 889.09 | 0.000539020 | 0.48 |

04-01-2022

SIANA OIL & GAS CO, LLC
TOM M RAGSDALE
P O BOX 2246
CONROE, TX 77305

INVOICE NO.: 202203-05414
INVOICE DATE: 3-31-2022
OWNER: 035904-1
BILLING FOR: March 2022

| REFERENCE/DESCRIPTION OF CHARGES | | GROSS CHARGES | WORKING INTEREST | NET CHARGE |
|------------------------------------|---------------------------|---------------|------------------|------------|
| PUMPING | MEWBOURNE OIL COMPANY | 900.00 | 0.000539020 | 0.49 |
| PUMPING | MEWBOURNE OIL COMPANY | 675.00 | 0.000539020 | 0.36 |
| RENTAL SERVICES | TOTAL OPERATIONS & PRODU | 4,874.08 | 0.000539020 | 2.63 |
| RENTAL SERVICES | TOTAL OPERATIONS & PRODU | 4,874.08 | 0.000539020 | 2.63 |
| SALT WATER DISPOSAL | OWL SWD OPERATING LLC | 2,709.44 | 0.000539020 | 1.46 |
| SALT WATER DISPOSAL | NGL WATER SOLUTIONS PERM | 3,503.89 | 0.000539020 | 1.89 |
| SALT WATER DISPOSAL | LIMESTONE BASIN PROPERTIE | 169.67 | 0.000539020 | 0.09 |
| Total Lease Operating Expense Cost | | 35,347.10 | | 19.07 |
| 72310000-30 SUBTOTAL | | 35,347.10 | 19.07 | |
| PROPERTY 72310000 TOTAL | | 35,347.10 | 19.07 | |

Netted Owner

04-01-2022

MEWBOURNE OIL COMPANY
P O BOX 7698
TYLER, TX 75711-7698



*11



SIANA OIL & GAS CO, LLC
TOM M RAGSDALE
P O BOX 2246
CONROE, TX 77305

0

1684

MEWBOURNE OIL COMPANY

MEWBOURNE OIL COMPANY

P O BOX 7698

TYLER, TX 75711-7698

SIANA OIL & GAS CO, LLC
TOM M RAGSDALE
P O BOX 2246
CONROE, TX 77305

INVOICE NO.: 202204-06599

INVOICE DATE: 4-30-2022

OWNER: 035904-1

BILLING FOR: April 2022

BALANCE FORWARD

36,960.19

| CURRENT PERIOD ADJUSTMENT | | | | AMOUNT |
|--|----------|--------------|--------------|------------|
| NETTING FROM REVENUE | | | | |
| INVOICE #: 202203-05414 INVOICE DATE: 04/10/2022 | | | | -36,960.19 |
| TOTAL CURRENT PERIOD ADJUSTMENT | | | | -36,960.19 |
| CURRENT CHARGES | GROSS | INTEREST | NET | |
| 62390000 - PRONGHORN 15 B3BO FED COM 1H | TIER: 30 | 26,358.98 | 0.0683747500 | 1,802.33 |
| 62391000 - PRONGHORN 15 B3CN FED COM 1H | TIER: 30 | 21,673.18 | 0.0683747500 | 1,481.91 |
| 62392000 - PRONGHORN 15 B3DM FED COM 1H | TIER: 20 | 225,263.54 | 0.0683747500 | 15,402.35 |
| 62392000 - PRONGHORN 15 B3DM FED COM 1H | TIER: 30 | 134,263.95 | 0.0683747500 | 9,180.27 |
| 62774000 - IBEX 10 B3MD FED COM 1H | TIER: 20 | 5,750.00 | 0.0527536400 | 303.32 |
| 62774000 - IBEX 10 B3MD FED COM 1H | TIER: 30 | 27,485.32 | 0.0527536400 | 1,449.95 |
| 62775000 - IBEX 10 B3NC FED COM 1H | TIER: 20 | 5,750.00 | 0.0527536400 | 303.32 |
| 62775000 - IBEX 10 B3NC FED COM 1H | TIER: 30 | 27,713.50 | 0.0527536400 | 1,461.98 |
| 62776000 - IBEX 10 B3OB FED COM 1H | TIER: 30 | 23,675.56 | 0.0322507100 | 763.56 |
| 62906000 - GAZELLE 22 B2MD FED COM 2H | TIER: 20 | 312.50 | 0.1969919400 | 61.55 |
| 62906000 - GAZELLE 22 B2MD FED COM 2H | TIER: 30 | 221,715.52 | 0.1969919400 | 43,676.17 |
| 62915000 - CREEDENCE 21/16 W0ED ST COM 2H | TIER: 30 | 35,493.87 | 0.0063636200 | 225.90 |
| 62916000 - CREEDENCE 21/16 W1ED ST COM 1H | TIER: 30 | 35,463.70 | 0.0063636200 | 225.69 |
| 62948000 - INLAND 26/23 B2PI STATE COM 1H | TIER: 20 | -36,258.52 | 0.1000000000 | -3,625.84 |
| 62948000 - INLAND 26/23 B2PI STATE COM 1H | TIER: 30 | 67,061.63 | 0.1000000000 | 6,706.12 |
| 62958000 - GAZELLE 22 B3MD FED COM 1H | TIER: 20 | 312.50 | 0.1969919400 | 61.55 |
| 62958000 - GAZELLE 22 B3MD FED COM 1H | TIER: 30 | 35,311.18 | 0.1969919400 | 6,956.10 |
| 72076000 - INLAND 26/23 B2OJ STATE COM 1H | TIER: 20 | -36,258.52 | 0.1000000000 | -3,625.84 |
| 72076000 - INLAND 26/23 B2OJ STATE COM 1H | TIER: 30 | 89,943.67 | 0.1000000000 | 8,994.36 |
| 72185000 - CREEDENCE 21/16 W0FC ST COM 4H | TIER: 30 | 49,832.75 | 0.0063636200 | 317.15 |
| 72186000 - CREEDENCE 21/16 W1FC ST COM 3H | TIER: 20 | 16,575.00 | 0.0063636200 | 105.48 |
| 72186000 - CREEDENCE 21/16 W1FC ST COM 3H | TIER: 30 | 32,971.97 | 0.0063636200 | 209.85 |
| 72310000 - IBEX 15/10 B1PA FED COM 2H | TIER: 20 | 487.50 | 0.0005390200 | 0.26 |
| 72310000 - IBEX 15/10 B1PA FED COM 2H | TIER: 30 | 29,320.83 | 0.0005390200 | 15.79 |
| TOTAL CURRENT CHARGES | | 1,040,219.61 | | 92,453.28 |
| APPLIED ADVANCES | | | | |
| 72185000 - CREEDENCE 21/16 W0FC ST COM 4H | | | | -317.15 |
| 72186000 - CREEDENCE 21/16 W1FC ST COM 3H | | | | -315.33 |
| APPLIED ADVANCES TOTAL | | | | -632.48 |
| INVOICE TOTAL | | | | 91,820.80 |
| OUTSTANDING BALANCE | | | | 91,820.80 |

05-01-2022

MEWBOURNE OIL COMPANY

SIANA OIL & GAS CO, LLC
TOM M RAGSDALE
P O BOX 2246
CONROE, TX 77305

INVOICE NO.: 202204-06599
INVOICE DATE: 4-30-2022
OWNER: 035904-1
BILLING FOR: April 2022

PLEASE INDICATE INVOICE# 202204-06599
AND ACCOUNT# 035904-1
ON REMITTANCE
PAYMENT DUE 15 DAYS AFTER RECEIPT OF INVOICE PAYABLE IN US DOLLARS

FOR INQUIRIES, PLEASE CONTACT (903) 561-2900

Netted Owner

05-01-2022

MEWBOURNE OIL COMPANY

SIANA OIL & GAS CO, LLC
TOM M RAGSDALE
P O BOX 2246
CONROE, TX 77305

INVOICE NO.: 202204-06599

INVOICE DATE: 4-30-2022

OWNER: 035904-1

BILLING FOR: April 2022



| REFERENCE/DESCRIPTION OF CHARGES | | GROSS CHARGES | WORKING INTEREST | NET CHARGE |
|--|----------------------------|------------------|---------------------|---------------|
| PROPERTY: 62390000 62390000-30 PRONGHORN 15 B3BO FED COM 1H | | | | |
| <u>Lease Operating Expense</u> | | | | |
| AUTOMATION MAINTENANCE | AMERICAN MILLENNIUM COR | 25.70 | 0.068374750 | 1.76 |
| AUTOMATION MAINTENANCE | TANKLOGIX LLC | 130.75 | 0.068374750 | 8.94 |
| AUTOMATION MAINTENANCE | TANKLOGIX LLC | 109.83 | 0.068374750 | 7.50 |
| AUTOMATION MAINTENANCE | TANKLOGIX LLC | 137.10 | 0.068374750 | 9.38 |
| CHEMICALS-WATER TREATING | JACAM CATALYST LLC | 493.21 | 0.068374750 | 33.73 |
| CHEMICALS-WATER TREATING | ENVIROKLEAN PRODUCT DEV | 3,009.37 | 0.068374750 | 205.77 |
| CHEMICALS-WATER TREATING | ENVIROKLEAN PRODUCT DEV | 6,486.87 | 0.068374750 | 443.54 |
| COMPANY SUPERVISION | MEWBOURNE OIL COMPANY | 825.00 | 0.068374750 | 56.41 |
| CONTRACT SUPERVISION | TURNCO ENTERPRISES LLC | 354.79 | 0.068374750 | 24.26 |
| CONTRACT SUPERVISION | TURNCO ENTERPRISES LLC | 354.79 | 0.068374750 | 24.26 |
| CONTRACT SUPERVISION | TURNCO ENTERPRISES LLC | 21.84 | 0.068374750 | 1.49 |
| CONTRACT SUPERVISION | TURNCO ENTERPRISES LLC | 354.79 | 0.068374750 | 24.26 |
| CONTRACT SUPERVISION | TURNCO ENTERPRISES LLC | 21.84 | 0.068374750 | 1.50 |
| CONTRACT SUPERVISION | TURNCO ENTERPRISES LLC | 354.79 | 0.068374750 | 24.26 |
| EMISSIONS CONTROL EQUIPMENT MAINTENANCE | G&A FABRICATION LLC | 398.63 | 0.068374750 | 27.26 |
| EMISSIONS CONTROL EQUIPMENT MAINTENANCE | G&A FABRICATION LLC | 397.34 | 0.068374750 | 27.17 |
| FUEL/ POWER / ELECTRICAL | XCEL ENERGY | 3,645.55 | 0.068374750 | 249.26 |
| GATHERING/TREATING/DEHYDRATION | PRO-KEM INC | 187.69 | 0.068374750 | 12.83 |
| LEASE & FACILITY | MEWBOURNE OIL COMPANY | 450.00 | 0.068374750 | 30.77 |
| LEASE & FACILITY | MEWBOURNE OIL COMPANY | 225.00 | 0.068374750 | 15.38 |
| LEASE & FACILITY | MEWBOURNE OIL COMPANY | 225.00 | 0.068374750 | 15.38 |
| LEASE & FACILITY MAINTENANCE | GARNER PUMP & SUPPLY INC | 143.53 | 0.068374750 | 9.82 |
| LEASE & FACILITY MAINTENANCE | TURNCO ENTERPRISES LLC | 630.00 | 0.068374750 | 43.08 |
| LEASE & FACILITY MAINTENANCE | TURNCO ENTERPRISES LLC | 210.00 | 0.068374750 | 14.36 |
| MISCELLANEOUS EQUIPMENT RENTAL | MEWBOURNE OIL COMPANY | 190.13 | 0.068374750 | 13.00 |
| MISCELLANEOUS EQUIPMENT RENTAL | PACE OILFIELD SERVICES INC | 60.24 | 0.068374750 | 4.12 |
| OVERHEAD-FIXED RATE | MEWBOURNE OIL COMPANY | 867.46 | 0.068374750 | 59.31 |
| PUMPING | MEWBOURNE OIL COMPANY | 900.00 | 0.068374750 | 61.54 |
| PUMPING | MEWBOURNE OIL COMPANY | 225.00 | 0.068374750 | 15.38 |
| SALT WATER DISPOSAL | OWL SWD OPERATING LLC | 2,232.64 | 0.068374750 | 152.66 |
| SALT WATER DISPOSAL | NGL WATER SOLUTIONS PERM | 667.27 | 0.068374750 | 45.63 |
| SALT WATER DISPOSAL | NGL WATER SOLUTIONS PERM | 1,546.31 | 0.068374750 | 105.73 |
| SALT WATER DISPOSAL | LIMESTONE BASIN PROPRTIE | 138.92 | 0.068374750 | 9.50 |
| WELL SERVICE & REPAIR | HOBBS ANCHOR INC | 337.60 | 0.068374750 | 23.09 |
| Total Lease Operating Expense Cost | | 26,358.98 | | 1,802.33 |
| 62390000-30 SUBTOTAL | | 26,358.98 | 1,802.33 | |
| PROPERTY 62390000 TOTAL | | 26,358.98 | 1,802.33 | |
| PROPERTY: 62391000 62391000-30 PRONGHORN 15 B3CN FED COM 1H | | | | |
| <u>Lease Operating Expense</u> | | | | |

05-01-2022

MEWBOURNE OIL COMPANY

Page 4

SIANA OIL & GAS CO, LLC
TOM M RAGSDALE
P O BOX 2246
CONROE, TX 77305

INVOICE NO.: 202204-06599
INVOICE DATE: 4-30-2022
OWNER: 035904-1
BILLING FOR: April 2022

| REFERENCE/DESCRIPTION OF CHARGES | | GROSS CHARGES | WORKING INTEREST | NET CHARGE |
|---|----------------------------|---------------|------------------|------------|
| AUTOMATION MAINTENANCE | TANKLOGIX LLC | 130.76 | 0.068374750 | 8.94 |
| AUTOMATION MAINTENANCE | TANKLOGIX LLC | 36.61 | 0.068374750 | 2.51 |
| CHEMICALS-PARAFFIN CONTROL | JACAM CATALYST LLC | 414.61 | 0.068374750 | 28.35 |
| CHEMICALS-WATER TREATING | JACAM CATALYST LLC | 3,885.35 | 0.068374750 | 265.66 |
| CHEMICALS-WATER TREATING | JACAM CATALYST LLC | 493.21 | 0.068374750 | 33.72 |
| CHEMICALS-WATER TREATING | ENVIROKLEAN PRODUCT DEV | 1,136.87 | 0.068374750 | 77.73 |
| CHEMICALS-WATER TREATING | ENVIROKLEAN PRODUCT DEV | 3,624.61 | 0.068374750 | 247.83 |
| CONTRACT SUPERVISION | TURNCO ENTERPRISES LLC | 354.79 | 0.068374750 | 24.26 |
| CONTRACT SUPERVISION | TURNCO ENTERPRISES LLC | 354.79 | 0.068374750 | 24.26 |
| CONTRACT SUPERVISION | TURNCO ENTERPRISES LLC | 21.85 | 0.068374750 | 1.50 |
| CONTRACT SUPERVISION | TURNCO ENTERPRISES LLC | 354.79 | 0.068374750 | 24.26 |
| CONTRACT SUPERVISION | TURNCO ENTERPRISES LLC | 21.85 | 0.068374750 | 1.50 |
| CONTRACT SUPERVISION | TURNCO ENTERPRISES LLC | 354.79 | 0.068374750 | 24.26 |
| EMISSIONS CONTROL EQUIPMENT MAINTENANCE | MAN WELDING SERVICE | 180.14 | 0.068374750 | 12.32 |
| EMISSIONS CONTROL EQUIPMENT MAINTENANCE | G&A FABRICATION LLC | 199.30 | 0.068374750 | 13.63 |
| EMISSIONS CONTROL EQUIPMENT MAINTENANCE | G&A FABRICATION LLC | 222.18 | 0.068374750 | 15.19 |
| FUEL/ POWER / ELECTRICAL | XCEL ENERGY | 298.65 | 0.068374750 | 20.42 |
| LEASE & FACILITY | MEWBOURNE OIL COMPANY | 900.00 | 0.068374750 | 61.54 |
| LEASE & FACILITY | MEWBOURNE OIL COMPANY | 225.00 | 0.068374750 | 15.38 |
| LEASE & FACILITY MAINTENANCE | GARNER PUMP & SUPPLY INC | 378.54 | 0.068374750 | 25.88 |
| LEASE & FACILITY MAINTENANCE | TURNCO ENTERPRISES LLC | 630.00 | 0.068374750 | 43.08 |
| LEASE & FACILITY MAINTENANCE | TURNCO ENTERPRISES LLC | 315.00 | 0.068374750 | 21.54 |
| LEASE & FACILITY MAINTENANCE | TURNCO ENTERPRISES LLC | 70.00 | 0.068374750 | 4.78 |
| LEASE & FACILITY MAINTENANCE | TURNCO ENTERPRISES LLC | 262.50 | 0.068374750 | 17.95 |
| LEASE & FACILITY MAINTENANCE | TURNCO ENTERPRISES LLC | 630.00 | 0.068374750 | 43.08 |
| LEASE & FACILITY MAINTENANCE | H-M TRUCKING LLC | 194.21 | 0.068374750 | 13.28 |
| MISCELLANEOUS EQUIPMENT RENTAL | MEWBOURNE OIL COMPANY | 190.14 | 0.068374750 | 13.00 |
| MISCELLANEOUS EQUIPMENT RENTAL | PACE OILFIELD SERVICES INC | 60.25 | 0.068374750 | 4.12 |
| OVERHEAD-FIXED RATE | MEWBOURNE OIL COMPANY | 867.46 | 0.068374750 | 59.31 |
| PRIME MOVER / PUMP MAINTENANCE | WILDCAT PUMP & ENGINE REI | 283.40 | 0.068374750 | 19.38 |
| PUMPING | MEWBOURNE OIL COMPANY | 900.00 | 0.068374750 | 61.54 |
| SALT WATER DISPOSAL | OWL SWD OPERATING LLC | 1,532.04 | 0.068374750 | 104.75 |
| SALT WATER DISPOSAL | NGL WATER SOLUTIONS PERM | 667.27 | 0.068374750 | 45.62 |
| SALT WATER DISPOSAL | NGL WATER SOLUTIONS PERM | 1,049.28 | 0.068374750 | 71.74 |
| SALT WATER DISPOSAL | LIMESTONE BASIN PROPERTIE | 95.34 | 0.068374750 | 6.52 |
| WELL SERVICE & REPAIR | HOBBS ANCHOR INC | 337.60 | 0.068374750 | 23.08 |
| Total Lease Operating Expense Cost | | 21,673.18 | | 1,481.91 |
| 62391000-30 SUBTOTAL | | 21,673.18 | | 1,481.91 |
| PROPERTY 62391000 TOTAL | | 21,673.18 | | 1,481.91 |
| PROPERTY: 62392000 62392000-20 PRONGHORN 15 B3DM FED COM 1H | | | | |
| Equipment Beyond Wellhead | | | | |

05-01-2022

MEWBOURNE OIL COMPANY

Page 5

SIANA OIL & GAS CO, LLC
TOM M RAGSDALE
P O BOX 2246
CONROE, TX 77305

INVOICE NO.: 202204-06599
INVOICE DATE: 4-30-2022
OWNER: 035904-1
BILLING FOR: April 2022



| REFERENCE/DESCRIPTION OF CHARGES | | GROSS CHARGES | WORKING INTEREST | NET CHARGE |
|--|---------------------------|-------------------|------------------|------------------|
| ELECTRICAL INSTALLATIONS | INGRAM PROFESSIONAL SERV | 23,228.26 | 0.068374750 | 1,588.23 |
| PUMPING UNIT SYSTEMS | LUFKIN INDUSTRIES LLC | 1,804.70 | 0.068374750 | 123.40 |
| PUMPING UNIT SYSTEMS | LUFKIN ROD LIFT INC | 200,230.58 | 0.068374750 | 13,690.72 |
| Total Equipment Beyond Wellhead Cost | | 225,263.54 | | 15,402.35 |
| 62392000-20 SUBTOTAL | | 225,263.54 | | 15,402.35 |
| PROPERTY: 62392000 62392000-30 PRONGHORN 15 B3DM FED COM 1H | | | | |
| <u>Lease Operating Expense</u> | | | | |
| ARTIFICIAL LIFT RENTAL / REPAIR | HUDSON PACKER COMPANY II | 1,429.90 | 0.068374750 | 97.77 |
| AUTOMATION MAINTENANCE | TANKLOGIX LLC | 130.75 | 0.068374750 | 8.95 |
| AUTOMATION MAINTENANCE | TANKLOGIX LLC | 36.61 | 0.068374750 | 2.51 |
| AUTOMATION MAINTENANCE | VANZANDT CONTROLS, LLC | 1,320.00 | 0.068374750 | 90.25 |
| CHEMICALS-WATER TREATING | JACAM CATALYST LLC | 493.21 | 0.068374750 | 33.72 |
| CHEMICALS-WATER TREATING | ENVIROKLEAN PRODUCT DEV | 1,136.88 | 0.068374750 | 77.73 |
| CHEMICALS-WATER TREATING | ENVIROKLEAN PRODUCT DEV | 3,624.64 | 0.068374750 | 247.83 |
| COMPANY SUPERVISION | MEWBOURNE OIL COMPANY | 825.00 | 0.068374750 | 56.41 |
| COMPANY SUPERVISION | MEWBOURNE OIL COMPANY | 3,300.00 | 0.068374750 | 225.64 |
| COMPANY SUPERVISION | MEWBOURNE OIL COMPANY | 1,650.00 | 0.068374750 | 112.82 |
| CONTRACT SUPERVISION | TURNCO ENTERPRISES LLC | 354.79 | 0.068374750 | 24.26 |
| CONTRACT SUPERVISION | TURNCO ENTERPRISES LLC | 354.79 | 0.068374750 | 24.26 |
| CONTRACT SUPERVISION | GSM OILFIELD SERVICES INC | 4,677.87 | 0.068374750 | 319.85 |
| EMISSIONS CONTROL EQUIPMENT MAINTENANCE | MAN WELDING SERVICE | 180.14 | 0.068374750 | 12.31 |
| EMISSIONS CONTROL EQUIPMENT MAINTENANCE | G&A FABRICATION LLC | 199.33 | 0.068374750 | 13.63 |
| EMISSIONS CONTROL EQUIPMENT MAINTENANCE | G&A FABRICATION LLC | 222.20 | 0.068374750 | 15.19 |
| FUEL/ POWER / ELECTRICAL | XCEL ENERGY | 3,501.29 | 0.068374750 | 239.40 |
| LEASE & FACILITY | MEWBOURNE OIL COMPANY | 900.00 | 0.068374750 | 61.54 |
| LEASE & FACILITY | MEWBOURNE OIL COMPANY | 225.00 | 0.068374750 | 15.38 |
| LEASE & FACILITY | MEWBOURNE OIL COMPANY | 225.00 | 0.068374750 | 15.38 |
| LEASE & FACILITY MAINTENANCE | T&J VALVE | 117.48 | 0.068374750 | 8.03 |
| LEASE & FACILITY MAINTENANCE | GARNER PUMP & SUPPLY INC | 378.55 | 0.068374750 | 25.88 |
| LEASE & FACILITY MAINTENANCE | TURNCO ENTERPRISES LLC | 420.00 | 0.068374750 | 28.72 |
| LEASE & FACILITY MAINTENANCE | TURNCO ENTERPRISES LLC | 630.00 | 0.068374750 | 43.08 |
| LEASE & FACILITY MAINTENANCE | TURNCO ENTERPRISES LLC | 315.00 | 0.068374750 | 21.54 |
| LEASE & FACILITY MAINTENANCE | TURNCO ENTERPRISES LLC | 262.50 | 0.068374750 | 17.95 |
| LEASE & FACILITY MAINTENANCE | TURNCO ENTERPRISES LLC | 630.00 | 0.068374750 | 43.07 |
| LEASE & FACILITY MAINTENANCE | H-M TRUCKING LLC | 194.21 | 0.068374750 | 13.28 |
| MISCELLANEOUS EQUIPMENT RENTAL | MEWBOURNE OIL COMPANY | 190.14 | 0.068374750 | 13.00 |
| OVERHEAD-FIXED RATE | MEWBOURNE OIL COMPANY | 867.49 | 0.068374750 | 59.31 |
| PRIME MOVER / PUMP MAINTENANCE | WILDCAT PUMP & ENGINE REI | 283.45 | 0.068374750 | 19.38 |
| PUMPING | MEWBOURNE OIL COMPANY | 900.00 | 0.068374750 | 61.53 |
| SALT WATER DISPOSAL | OWL SWD OPERATING LLC | 682.48 | 0.068374750 | 46.67 |
| SALT WATER DISPOSAL | NGL WATER SOLUTIONS PERM | 667.27 | 0.068374750 | 45.63 |

05-01-2022

MEWBOURNE OIL COMPANY

Page 6

SIANA OIL & GAS CO, L.L.C.
TOM M RAGSDALE
P O BOX 2246
CONROE, TX 77305

INVOICE NO.: 202204-06599
INVOICE DATE: 4-30-2022
OWNER: 035904-1
BILLING FOR: April 2022

| REFERENCE/DESCRIPTION OF CHARGES | | GROSS CHARGES | WORKING INTEREST | NET CHARGE |
|--|-----------------------------|---------------|------------------|------------|
| SALT WATER DISPOSAL | NGL WATER SOLUTIONS PERM | 497.03 | 0.068374750 | 33.98 |
| SALT WATER DISPOSAL | LIMESTONE BASIN PROPERTIE | 42.46 | 0.068374750 | 2.90 |
| WELL SERVICE & REPAIR | D & L METERS AND INSTRUME | 1,823.31 | 0.068374750 | 124.67 |
| WELL SERVICE & REPAIR | L & R WELL SERVICE INC | 794.69 | 0.068374750 | 54.34 |
| WELL SERVICE & REPAIR | L & R WELL SERVICE INC | 627.80 | 0.068374750 | 42.93 |
| WELL SERVICE & REPAIR | L & R WELL SERVICE INC | 1,933.74 | 0.068374750 | 132.22 |
| WELL SERVICE & REPAIR | L & R WELL SERVICE INC | 250.00 | 0.068374750 | 17.09 |
| WELL SERVICE & REPAIR | L & R WELL SERVICE INC | 450.33 | 0.068374750 | 30.79 |
| WELL SERVICE & REPAIR | GARNER PUMP & SUPPLY INC | 4,740.84 | 0.068374750 | 324.15 |
| WELL SERVICE & REPAIR | HYDROSTATIC PIPE SERVICE II | 5,744.48 | 0.068374750 | 392.78 |
| WELL SERVICE & REPAIR | STONE OILFIELD SERVICE INC | 1,333.79 | 0.068374750 | 91.20 |
| WELL SERVICE & REPAIR | STONE OILFIELD SERVICE INC | 6,272.51 | 0.068374750 | 428.88 |
| WELL SERVICE & REPAIR | STONE OILFIELD SERVICE INC | 1,201.12 | 0.068374750 | 82.13 |
| WELL SERVICE & REPAIR | DIVINE ENERGY SERVICES LL | 988.02 | 0.068374750 | 67.56 |
| WELL SERVICE & REPAIR | CRAIN HOT OIL SERVICE LLC | 3,940.70 | 0.068374750 | 269.44 |
| WELL SERVICE & REPAIR | H-M TRUCKING LLC | 1,877.39 | 0.068374750 | 128.37 |
| WELL SERVICE & REPAIR | DIVINE WIRELINE SOLUTIONS | 621.40 | 0.068374750 | 42.49 |
| WELL SERVICE & REPAIR | BLACK HAWK ENERGY SERVI | 17,429.66 | 0.068374750 | 1,191.75 |
| WELL SERVICE & REPAIR | KILL IT SERVICES L.L.C. | 1,171.05 | 0.068374750 | 80.07 |
| WORKOVER-MAJOR MECHANICAL | GARNER PUMP & SUPPLY INC | 6,246.32 | 0.068374750 | 427.09 |
| WORKOVER-MAJOR MECHANICAL | GARNER PUMP & SUPPLY INC | 13,373.39 | 0.068374750 | 914.40 |
| WORKOVER-MAJOR MECHANICAL | GARNER PUMP & SUPPLY INC | 3,476.23 | 0.068374750 | 237.69 |
| WORKOVER-MAJOR MECHANICAL | LUFKIN INDUSTRIES LLC | 28,101.72 | 0.068374750 | 1,921.45 |
| Total Lease Operating Expense Cost | | 134,263.95 | | 9,180.27 |
| 62392000-30 SUBTOTAL | | 134,263.95 | | 9,180.27 |
| PROPERTY 62392000 TOTAL | | 359,527.49 | | 24,582.62 |
| PROPERTY: 62774000 62774000-20 IBEX 10 B3MD FED COM 1H | | | | |
| <u>Equipment Beyond Wellhead</u> | | | | |
| EMISSIONS CONTROL EQUIPMENT | MEWBOURNE OIL COMPANY | 5,750.00 | 0.052753640 | 303.32 |
| Total Equipment Beyond Wellhead Cost | | 5,750.00 | | 303.32 |
| 62774000-20 SUBTOTAL | | 5,750.00 | | 303.32 |
| PROPERTY: 62774000 62774000-30 IBEX 10 B3MD FED COM 1H | | | | |
| <u>Lease Operating Expense</u> | | | | |
| AUTOMATION MAINTENANCE | AMERICAN MILLENNIUM COR | 26.05 | 0.052753640 | 1.37 |
| AUTOMATION MAINTENANCE | TANKLOGIX LLC | 130.76 | 0.052753640 | 6.89 |
| AUTOMATION MAINTENANCE | TANKLOGIX LLC | 73.22 | 0.052753640 | 3.87 |
| AUTOMATION MAINTENANCE | TANKLOGIX LLC | 66.74 | 0.052753640 | 3.52 |
| CHEMICALS-WATER TREATING | ENVIROKLEAN PRODUCT DEV | 2,273.75 | 0.052753640 | 119.95 |
| CHEMICALS-WATER TREATING | ENVIROKLEAN PRODUCT DEV | 1,337.50 | 0.052753640 | 70.56 |
| CHEMICALS-WATER TREATING | ENVIROKLEAN PRODUCT DEV | 6,687.49 | 0.052753640 | 352.79 |

05-01-2022

MEWBOURNE OIL COMPANY

Page 7

SIANA OIL & GAS CO, LLC
TOM M RAGSDALE
P O BOX 2246
CONROE, TX 77305

INVOICE NO.: 202204-06599
INVOICE DATE: 4-30-2022
OWNER: 035904-1
BILLING FOR: April 2022



| REFERENCE/DESCRIPTION OF CHARGES | | GROSS CHARGES | WORKING INTEREST | NET CHARGE |
|--|-----------------------------|---------------|------------------|------------|
| CONTRACT SUPERVISION | TURNCO ENTERPRISES LLC | 354.79 | 0.052753640 | 18.72 |
| CONTRACT SUPERVISION | TURNCO ENTERPRISES LLC | 354.79 | 0.052753640 | 18.72 |
| CONTRACT SUPERVISION | TURNCO ENTERPRISES LLC | 21.85 | 0.052753640 | 1.15 |
| CONTRACT SUPERVISION | TURNCO ENTERPRISES LLC | 354.79 | 0.052753640 | 18.72 |
| CONTRACT SUPERVISION | TURNCO ENTERPRISES LLC | 21.85 | 0.052753640 | 1.15 |
| CONTRACT SUPERVISION | TURNCO ENTERPRISES LLC | 354.79 | 0.052753640 | 18.72 |
| EMISSIONS CONTROL EQUIPMENT MAINTENANCE | G&A FABRICATION LLC | 199.30 | 0.052753640 | 10.51 |
| EMISSIONS CONTROL EQUIPMENT MAINTENANCE | G&A FABRICATION LLC | 284.12 | 0.052753640 | 14.99 |
| FUEL/ POWER / ELECTRICAL | XCEL ENERGY | 250.84 | 0.052753640 | 13.23 |
| GATHERING/TREATING/DEHYDRATION | PRO-KEM INC | 402.19 | 0.052753640 | 21.22 |
| LEASE & FACILITY MAINTENANCE | GARNER PUMP & SUPPLY INC | 143.53 | 0.052753640 | 7.57 |
| LEASE & FACILITY MAINTENANCE | TURNCO ENTERPRISES LLC | 630.00 | 0.052753640 | 33.23 |
| LEASE & FACILITY MAINTENANCE | TRINITY OILFIELD SERVICES & | 224.19 | 0.052753640 | 11.83 |
| LEASE & FACILITY MAINTENANCE | TNT SPECIALTIES DBA TNT OIL | 127.89 | 0.052753640 | 6.75 |
| LEASE & FACILITY MAINTENANCE | TNT SPECIALTIES DBA TNT OIL | 116.75 | 0.052753640 | 6.16 |
| MISCELLANEOUS EQUIPMENT RENTAL | MEWBOURNE OIL COMPANY | 190.13 | 0.052753640 | 10.03 |
| MISCELLANEOUS EQUIPMENT RENTAL | PACE OILFIELD SERVICES INC | 60.25 | 0.052753640 | 3.18 |
| OVERHEAD-FIXED RATE | MEWBOURNE OIL COMPANY | 892.65 | 0.052753640 | 47.09 |
| PRIME MOVER / PUMP MAINTENANCE | HR COMPRESSION & SERVICE | 670.92 | 0.052753640 | 35.39 |
| PUMPING | MEWBOURNE OIL COMPANY | 900.00 | 0.052753640 | 47.48 |
| PUMPING | MEWBOURNE OIL COMPANY | 225.00 | 0.052753640 | 11.87 |
| RENTAL SERVICES | SERVICE COMPRESSION LLC | 5,933.66 | 0.052753640 | 313.02 |
| SALT WATER DISPOSAL | OWL SWD OPERATING LLC | 1,792.90 | 0.052753640 | 94.58 |
| SALT WATER DISPOSAL | NGL WATER SOLUTIONS PERM | 1,000.90 | 0.052753640 | 52.80 |
| SALT WATER DISPOSAL | NGL WATER SOLUTIONS PERM | 1,270.18 | 0.052753640 | 67.01 |
| SALT WATER DISPOSAL | LIMESTONE BASIN PROPERTIE | 111.55 | 0.052753640 | 5.88 |
| Total Lease Operating Expense Cost | | 27,485.32 | | 1,449.95 |
| 62774000-30 SUBTOTAL | | 27,485.32 | | 1,449.95 |
| PROPERTY 62774000 TOTAL | | 33,235.32 | | 1,753.27 |
| PROPERTY: 62775000 62775000-20 IBEX 10 B3NC FED COM 1H | | | | |
| <u>Equipment Beyond Wellhead</u> | | | | |
| EMISSIONS CONTROL EQUIPMENT | MEWBOURNE OIL COMPANY | 5,750.00 | 0.052753640 | 303.32 |
| Total Equipment Beyond Wellhead Cost | | 5,750.00 | | 303.32 |
| 62775000-20 SUBTOTAL | | 5,750.00 | | 303.32 |
| PROPERTY: 62775000 62775000-30 IBEX 10 B3NC FED COM 1H | | | | |
| <u>Lease Operating Expense</u> | | | | |
| AUTOMATION MAINTENANCE | AMERICAN MILLENNIUM COR | 26.06 | 0.052753640 | 1.38 |
| AUTOMATION MAINTENANCE | TANKLOGIX LLC | 130.76 | 0.052753640 | 6.90 |
| AUTOMATION MAINTENANCE | TANKLOGIX LLC | 36.61 | 0.052753640 | 1.94 |
| AUTOMATION MAINTENANCE | TANKLOGIX LLC | 66.74 | 0.052753640 | 3.52 |

05-01-2022

MEWBOURNE OIL COMPANY

Page 8

SIANA OIL & GAS CO, LLC
TOM M RAGSDALE
P O BOX 2246
CONROE, TX 77305

INVOICE NO.: 202204-06599
INVOICE DATE: 4-30-2022
OWNER: 035904-1
BILLING FOR: April 2022

| REFERENCE/DESCRIPTION OF CHARGES | | GROSS CHARGES | WORKING INTEREST | NET CHARGE |
|---|------------------------------|---------------|------------------|------------|
| CHEMICALS-WATER TREATING | JACAM CATALYST LLC | 493.21 | 0.052753640 | 26.02 |
| CHEMICALS-WATER TREATING | ENVIROKLEAN PRODUCT DEV | 2,273.75 | 0.052753640 | 119.95 |
| CHEMICALS-WATER TREATING | ENVIROKLEAN PRODUCT DEV | 1,337.50 | 0.052753640 | 70.56 |
| CHEMICALS-WATER TREATING | ENVIROKLEAN PRODUCT DEV | 6,687.51 | 0.052753640 | 352.79 |
| CONTRACT SUPERVISION | TURNCO ENTERPRISES LLC | 354.79 | 0.052753640 | 18.72 |
| CONTRACT SUPERVISION | TURNCO ENTERPRISES LLC | 354.79 | 0.052753640 | 18.72 |
| CONTRACT SUPERVISION | TURNCO ENTERPRISES LLC | 21.85 | 0.052753640 | 1.15 |
| CONTRACT SUPERVISION | TURNCO ENTERPRISES LLC | 354.79 | 0.052753640 | 18.72 |
| CONTRACT SUPERVISION | TURNCO ENTERPRISES LLC | 21.85 | 0.052753640 | 1.15 |
| CONTRACT SUPERVISION | TURNCO ENTERPRISES LLC | 354.79 | 0.052753640 | 18.71 |
| EMISSIONS CONTROL EQUIPMENT MAINTENANCE | G&A FABRICATION LLC | 199.33 | 0.052753640 | 10.51 |
| EMISSIONS CONTROL EQUIPMENT MAINTENANCE | G&A FABRICATION LLC | 284.13 | 0.052753640 | 14.99 |
| FUEL/ POWER / ELECTRICAL | XCEL ENERGY | 317.58 | 0.052753640 | 16.75 |
| GATHERING/TREATING/DEHYDRATION | PRO-KEM INC | 294.94 | 0.052753640 | 15.56 |
| LEASE & FACILITY MAINTENANCE | GARNER PUMP & SUPPLY INC | 150.30 | 0.052753640 | 7.93 |
| LEASE & FACILITY MAINTENANCE | GARNER PUMP & SUPPLY INC | 185.21 | 0.052753640 | 9.77 |
| LEASE & FACILITY MAINTENANCE | TURNCO ENTERPRISES LLC | 630.00 | 0.052753640 | 33.23 |
| LEASE & FACILITY MAINTENANCE | TURNCO ENTERPRISES LLC | 70.00 | 0.052753640 | 3.69 |
| LEASE & FACILITY MAINTENANCE | TRINITY OIL FIELD SERVICES & | 224.19 | 0.052753640 | 11.83 |
| LEASE & FACILITY MAINTENANCE | TNT SPECIALTIES DBA TNT OIL | 127.92 | 0.052753640 | 6.75 |
| LEASE & FACILITY MAINTENANCE | TNT SPECIALTIES DBA TNT OIL | 116.76 | 0.052753640 | 6.16 |
| MISCELLANEOUS EQUIPMENT RENTAL | MEWBOURNE OIL COMPANY | 190.13 | 0.052753640 | 10.03 |
| MISCELLANEOUS EQUIPMENT RENTAL | PACE OILFIELD SERVICES INC | 60.25 | 0.052753640 | 3.18 |
| OVERHEAD-FIXED RATE | MEWBOURNE OIL COMPANY | 892.65 | 0.052753640 | 47.09 |
| PRIME MOVER / PUMP MAINTENANCE | HR COMPRESSION & SERVICES | 670.93 | 0.052753640 | 35.39 |
| PUMPING | MEWBOURNE OIL COMPANY | 900.00 | 0.052753640 | 47.48 |
| PUMPING | MEWBOURNE OIL COMPANY | 225.00 | 0.052753640 | 11.86 |
| RENTAL SERVICES | SERVICE COMPRESSION LLC | 5,979.10 | 0.052753640 | 315.42 |
| SALT WATER DISPOSAL | OWL SWD OPERATING LLC | 1,534.40 | 0.052753640 | 80.94 |
| SALT WATER DISPOSAL | NGL WATER SOLUTIONS PERM | 1,000.90 | 0.052753640 | 52.80 |
| SALT WATER DISPOSAL | NGL WATER SOLUTIONS PERM | 1,049.28 | 0.052753640 | 55.35 |
| SALT WATER DISPOSAL | LIMESTONE BASIN PROPERTIE | 95.50 | 0.052753640 | 5.04 |
| Total Lease Operating Expense Cost | | 27,713.50 | | 1,461.98 |

62775000-30 SUBTOTAL

27,713.50

1,461.98

PROPERTY 62775000 TOTAL

33,463.50

1,765.30

PROPERTY: 62776000 62776000-30 IBEX 10 B3OB FED COM 1H

Lease Operating Expense

| | | | | |
|------------------------|-------------------------|--------|-------------|------|
| AUTOMATION MAINTENANCE | AMERICAN MILLENNIUM COR | 25.70 | 0.032250710 | 0.83 |
| AUTOMATION MAINTENANCE | TANKLOGIX LLC | 130.75 | 0.032250710 | 4.22 |
| AUTOMATION MAINTENANCE | TANKLOGIX LLC | 146.44 | 0.032250710 | 4.72 |
| AUTOMATION MAINTENANCE | TANKLOGIX LLC | 137.10 | 0.032250710 | 4.42 |

05-01-2022

MEWBOURNE OIL COMPANY

Page 9

SIANA OIL & GAS CO, LLC
TOM M RAGSDALE
P O BOX 2246
CONROE, TX 77305

INVOICE NO.: 202204-06599

INVOICE DATE: 4-30-2022

OWNER: 035904-1

BILLING FOR: April 2022



| REFERENCE/DESCRIPTION OF CHARGES | | GROSS CHARGES | WORKING INTEREST | NET CHARGE |
|---|----------------------------|---------------|------------------|------------|
| CHEMICALS-WATER TREATING | ENVIROKLEAN PRODUCT DEV | 3,009.38 | 0.032250710 | 97.06 |
| CHEMICALS-WATER TREATING | ENVIROKLEAN PRODUCT DEV | 6,486.88 | 0.032250710 | 209.21 |
| COMPANY SUPERVISION | MEWBOURNE OIL COMPANY | 825.00 | 0.032250710 | 26.61 |
| CONTRACT SUPERVISION | TURNCO ENTERPRISES LLC | 354.79 | 0.032250710 | 11.44 |
| CONTRACT SUPERVISION | TURNCO ENTERPRISES LLC | 354.79 | 0.032250710 | 11.44 |
| CONTRACT SUPERVISION | TURNCO ENTERPRISES LLC | 21.84 | 0.032250710 | 0.71 |
| CONTRACT SUPERVISION | TURNCO ENTERPRISES LLC | 354.79 | 0.032250710 | 11.44 |
| CONTRACT SUPERVISION | TURNCO ENTERPRISES LLC | 21.84 | 0.032250710 | 0.70 |
| CONTRACT SUPERVISION | TURNCO ENTERPRISES LLC | 354.79 | 0.032250710 | 11.44 |
| EMISSIONS CONTROL EQUIPMENT MAINTENANCE | G&A FABRICATION LLC | 1,601.73 | 0.032250710 | 51.66 |
| FUEL/ POWER / ELECTRICAL | XCEL ENERGY | 320.48 | 0.032250710 | 10.33 |
| LEASE & FACILITY | MEWBOURNE OIL COMPANY | 450.00 | 0.032250710 | 14.51 |
| LEASE & FACILITY | MEWBOURNE OIL COMPANY | 450.00 | 0.032250710 | 14.51 |
| LEASE & FACILITY | MEWBOURNE OIL COMPANY | 225.00 | 0.032250710 | 7.26 |
| LEASE & FACILITY MAINTENANCE | GARNER PUMP & SUPPLY INC | 143.53 | 0.032250710 | 4.63 |
| LEASE & FACILITY MAINTENANCE | TURNCO ENTERPRISES LLC | 630.00 | 0.032250710 | 20.32 |
| LEASE & FACILITY MAINTENANCE | TURNCO ENTERPRISES LLC | 1,260.00 | 0.032250710 | 40.64 |
| LEASE & FACILITY MAINTENANCE | TURNCO ENTERPRISES LLC | 70.00 | 0.032250710 | 2.26 |
| MISCELLANEOUS EQUIPMENT RENTAL | MEWBOURNE OIL COMPANY | 190.13 | 0.032250710 | 6.13 |
| MISCELLANEOUS EQUIPMENT RENTAL | PACE OILFIELD SERVICES INC | 60.24 | 0.032250710 | 1.94 |
| OVERHEAD-FIXED RATE | MEWBOURNE OIL COMPANY | 892.65 | 0.032250710 | 28.79 |
| PUMPING | MEWBOURNE OIL COMPANY | 900.00 | 0.032250710 | 29.03 |
| PUMPING | MEWBOURNE OIL COMPANY | 225.00 | 0.032250710 | 7.26 |
| SALT WATER DISPOSAL | OWL SWD OPERATING LLC | 1,706.21 | 0.032250710 | 55.03 |
| SALT WATER DISPOSAL | NGL WATER SOLUTIONS PERM | 1,000.90 | 0.032250710 | 32.28 |
| SALT WATER DISPOSAL | NGL WATER SOLUTIONS PERM | 1,214.96 | 0.032250710 | 39.18 |
| SALT WATER DISPOSAL | GRAMA RIDGE DISPOSAL LLC | 4.48 | 0.032250710 | 0.14 |
| SALT WATER DISPOSAL | LIMESTONE BASIN PROPRTIE | 106.16 | 0.032250710 | 3.42 |
| Total Lease Operating Expense Cost | | 23,675.56 | | 763.56 |

62776000-30 SUBTOTAL

23,675.56

763.56

PROPERTY 62776000 TOTAL

23,675.56

763.56

PROPERTY: 62906000 62906000-20 GAZELLE 22 B2MD FED COM 2H

Equipment Beyond Wellhead

| | | | | |
|--------------------------------------|-----------------------|-----------|-------------|---------|
| EMISSIONS CONTROL EQUIPMENT | MEWBOURNE OIL COMPANY | -2,875.00 | 0.196991940 | -566.35 |
| EMISSIONS CONTROL EQUIPMENT | MEWBOURNE OIL COMPANY | 3,187.50 | 0.196991940 | 627.90 |
| Total Equipment Beyond Wellhead Cost | | 312.50 | | 61.55 |

62906000-20 SUBTOTAL

312.50

61.55

PROPERTY: 62906000 62906000-30 GAZELLE 22 B2MD FED COM 2H

Lease Operating Expense

| | | | | |
|------------------------|-------------------------|-------|-------------|------|
| AUTOMATION MAINTENANCE | AMERICAN MILLENNIUM COR | 14.76 | 0.196991940 | 2.91 |
|------------------------|-------------------------|-------|-------------|------|

05-01-2022

MEWBOURNE OIL COMPANY

Page 10

SIANA OIL & GAS CO, LLC
TOM M RAGSDALE
P O BOX 2246
CONROE, TX 77305

INVOICE NO.: 202204-06599

INVOICE DATE: 4-30-2022

OWNER: 035904-1

BILLING FOR: April 2022

| REFERENCE/DESCRIPTION OF CHARGES | | GROSS CHARGES | WORKING INTEREST | NET CHARGE |
|---|-----------------------------|---------------|------------------|------------|
| AUTOMATION MAINTENANCE | TANKLOGIX LLC | 130.74 | 0.196991940 | 25.76 |
| AUTOMATION MAINTENANCE | TANKLOGIX LLC | 128.13 | 0.196991940 | 25.25 |
| AUTOMATION MAINTENANCE | TANKLOGIX LLC | 138.79 | 0.196991940 | 27.34 |
| CHEMICALS-WATER TREATING | JACAM CATALYST LLC | 870.38 | 0.196991940 | 171.46 |
| CHEMICALS-WATER TREATING | ENVIROKLEAN PRODUCT DEV | 976.37 | 0.196991940 | 192.34 |
| CHEMICALS-WATER TREATING | ENVIROKLEAN PRODUCT DEV | 3,009.37 | 0.196991940 | 592.82 |
| COMPANY SUPERVISION | MEWBOURNE OIL COMPANY | 825.00 | 0.196991940 | 162.52 |
| COMPANY SUPERVISION | MEWBOURNE OIL COMPANY | 1,650.00 | 0.196991940 | 325.04 |
| COMPANY SUPERVISION | MEWBOURNE OIL COMPANY | 1,650.00 | 0.196991940 | 325.04 |
| CONTRACT SUPERVISION | LONG STAR TRUCKING & FIEL | 7,532.25 | 0.196991940 | 1,483.19 |
| CONTRACT SUPERVISION | TURNCO ENTERPRISES LLC | 354.79 | 0.196991940 | 69.89 |
| CONTRACT SUPERVISION | TURNCO ENTERPRISES LLC | 354.79 | 0.196991940 | 69.89 |
| CONTRACT SUPERVISION | TURNCO ENTERPRISES LLC | 21.84 | 0.196991940 | 4.32 |
| CONTRACT SUPERVISION | TURNCO ENTERPRISES LLC | 354.79 | 0.196991940 | 69.89 |
| CONTRACT SUPERVISION | TURNCO ENTERPRISES LLC | 21.84 | 0.196991940 | 4.31 |
| CONTRACT SUPERVISION | TURNCO ENTERPRISES LLC | 354.79 | 0.196991940 | 69.90 |
| EMISSIONS CONTROL EQUIPMENT MAINTENANCE | G&A FABRICATION LLC | 135.05 | 0.196991940 | 26.61 |
| EMISSIONS CONTROL EQUIPMENT MAINTENANCE | VAPROX LLC | 184.00 | 0.196991940 | 36.25 |
| FUEL/ POWER / ELECTRICAL | XCEL ENERGY | 541.91 | 0.196991940 | 106.76 |
| LEASE & FACILITY | MEWBOURNE OIL COMPANY | 450.00 | 0.196991940 | 88.65 |
| LEASE & FACILITY | MEWBOURNE OIL COMPANY | 1,206.00 | 0.196991940 | 237.57 |
| LEASE & FACILITY | MEWBOURNE OIL COMPANY | 450.00 | 0.196991940 | 88.65 |
| LEASE & FACILITY MAINTENANCE | GARNER PUMP & SUPPLY INC | 104.69 | 0.196991940 | 20.62 |
| LEASE & FACILITY MAINTENANCE | GARNER PUMP & SUPPLY INC | 70.91 | 0.196991940 | 13.97 |
| LEASE & FACILITY MAINTENANCE | GARNER PUMP & SUPPLY INC | 22.38 | 0.196991940 | 4.41 |
| LEASE & FACILITY MAINTENANCE | GARNER PUMP & SUPPLY INC | 118.03 | 0.196991940 | 23.24 |
| LEASE & FACILITY MAINTENANCE | GARNER PUMP & SUPPLY INC | 88.18 | 0.196991940 | 17.36 |
| LEASE & FACILITY MAINTENANCE | GARNER PUMP & SUPPLY INC | 143.53 | 0.196991940 | 28.29 |
| LEASE & FACILITY MAINTENANCE | TURNCO ENTERPRISES LLC | 262.50 | 0.196991940 | 51.71 |
| LEASE & FACILITY MAINTENANCE | TURNCO ENTERPRISES LLC | 315.00 | 0.196991940 | 62.04 |
| LEASE & FACILITY MAINTENANCE | TURNCO ENTERPRISES LLC | 315.00 | 0.196991940 | 62.04 |
| LEASE & FACILITY MAINTENANCE | TURNCO ENTERPRISES LLC | 105.00 | 0.196991940 | 20.68 |
| LEASE & FACILITY MAINTENANCE | TURNCO ENTERPRISES LLC | 315.00 | 0.196991940 | 62.05 |
| LEASE & FACILITY MAINTENANCE | TRINITY OILFIELD SERVICES & | 156.93 | 0.196991940 | 30.91 |
| LEASE & FACILITY MAINTENANCE | SMITH & SONS CONSTRUCTIO | 541.37 | 0.196991940 | 106.65 |
| LEASE & FACILITY MAINTENANCE | SMITH & SONS CONSTRUCTIO | 541.37 | 0.196991940 | 106.65 |
| LEASE & FACILITY MAINTENANCE | SMITH & SONS CONSTRUCTIO | 541.37 | 0.196991940 | 106.65 |
| MISCELLANEOUS EQUIPMENT RENTAL | MEWBOURNE OIL COMPANY | 190.13 | 0.196991940 | 37.44 |
| MISCELLANEOUS EQUIPMENT RENTAL | PACE OILFIELD SERVICES INC | 60.24 | 0.196991940 | 11.87 |
| OVERHEAD-FIXED RATE | MEWBOURNE OIL COMPANY | 892.65 | 0.196991940 | 175.84 |
| PUMPING | MEWBOURNE OIL COMPANY | 900.00 | 0.196991940 | 177.29 |
| PUMPING | MEWBOURNE OIL COMPANY | 225.00 | 0.196991940 | 44.32 |

05-01-2022

MEWBOURNE OIL COMPANY

Page 11


SIANA OIL & GAS CO, LLC
TOM M RAGSDALE
P O BOX 2246
CONROE, TX 77305

INVOICE NO.: 202204-06599

INVOICE DATE: 4-30-2022

OWNER: 035904-1

BILLING FOR: April 2022



| REFERENCE/DESCRIPTION OF CHARGES | | GROSS CHARGES | WORKING INTEREST | NET CHARGE |
|------------------------------------|-----------------------------|---------------|------------------|------------|
| RENTAL SERVICES | USA COMPRESSION PARTNERS | 5,011.26 | 0.196991940 | 987.18 |
| RENTAL SERVICES | USA COMPRESSION PARTNERS | 5,802.49 | 0.196991940 | 1,143.04 |
| SALT WATER DISPOSAL | OWL SWD OPERATING LLC | 4,170.54 | 0.196991940 | 821.55 |
| SALT WATER DISPOSAL | NGL WATER SOLUTIONS PERM | 1,334.53 | 0.196991940 | 262.89 |
| SALT WATER DISPOSAL | NGL WATER SOLUTIONS PERM | 2,926.94 | 0.196991940 | 576.58 |
| SALT WATER DISPOSAL | LIMESTONE BASIN PROPERTIE | 259.50 | 0.196991940 | 51.12 |
| WELL SERVICE & REPAIR | L & R WELL SERVICE INC | 875.00 | 0.196991940 | 172.37 |
| WELL SERVICE & REPAIR | EXCALIBUR OILFIELD SERVIC | 150.99 | 0.196991940 | 29.76 |
| WIRELINE & SPECIAL SURVEYS | RWLS LLC DBA RENEGADE SE | 3,165.00 | 0.196991940 | 623.48 |
| WORKOVER-MAJOR MECHANICAL | L & R WELL SERVICE INC | 43,167.41 | 0.196991940 | 8,503.64 |
| WORKOVER-MAJOR MECHANICAL | L & R WELL SERVICE INC | 1,594.67 | 0.196991940 | 314.14 |
| WORKOVER-MAJOR MECHANICAL | L & R WELL SERVICE INC | 2,675.45 | 0.196991940 | 527.04 |
| WORKOVER-MAJOR MECHANICAL | L & R WELL SERVICE INC | 1,859.57 | 0.196991940 | 366.32 |
| WORKOVER-MAJOR MECHANICAL | L & R WELL SERVICE INC | 1,192.03 | 0.196991940 | 234.82 |
| WORKOVER-MAJOR MECHANICAL | L & R WELL SERVICE INC | 1,414.54 | 0.196991940 | 278.66 |
| WORKOVER-MAJOR MECHANICAL | GARNER PUMP & SUPPLY INC | 372.22 | 0.196991940 | 73.32 |
| WORKOVER-MAJOR MECHANICAL | GARNER PUMP & SUPPLY INC | 825.13 | 0.196991940 | 162.54 |
| WORKOVER-MAJOR MECHANICAL | HYDROSTATIC PIPE SERVICE II | 3,979.88 | 0.196991940 | 784.00 |
| WORKOVER-MAJOR MECHANICAL | STONE OILFIELD SERVICE INC | 1,827.26 | 0.196991940 | 359.95 |
| WORKOVER-MAJOR MECHANICAL | STONE OILFIELD SERVICE INC | 1,212.72 | 0.196991940 | 238.89 |
| WORKOVER-MAJOR MECHANICAL | WELL FOAM INC | 11,167.18 | 0.196991940 | 2,199.84 |
| WORKOVER-MAJOR MECHANICAL | DIVINE ENERGY SERVICES LL | 1,976.03 | 0.196991940 | 389.25 |
| WORKOVER-MAJOR MECHANICAL | ENDURANCE LIFT SOLUTIONS | 87,977.97 | 0.196991940 | 17,330.95 |
| WORKOVER-MAJOR MECHANICAL | ENDURANCE LIFT SOLUTIONS | 3,138.18 | 0.196991940 | 618.19 |
| WORKOVER-MAJOR MECHANICAL | KILL IT SERVICES LLC | 6,087.36 | 0.196991940 | 1,199.16 |
| OVERHEAD-FIXED RATE | MEWBOURNE OIL COMPANY | 286.80 | 0.196991940 | 56.50 |
| Total Lease Operating Expense Cost | | 221,715.52 | | 43,676.17 |

62906000-30 SUBTOTAL

221,715.52

43,676.17

PROPERTY 62906000 TOTAL

222,028.02

43,737.72

PROPERTY: 62915000 62915000-30 CREEDENCE 21/16 W0ED ST COM 2H

Lease Operating Expense

| | | | | |
|---|---------------------------|--------|-------------|------|
| AUTOMATION MAINTENANCE | INGRAM PROFESSIONAL SERV | 221.19 | 0.006363620 | 1.41 |
| AUTOMATION MAINTENANCE | TANKLOGIX LLC | 40.47 | 0.006363620 | 0.26 |
| AUTOMATION MAINTENANCE | TANKLOGIX LLC | 263.55 | 0.006363620 | 1.68 |
| AUTOMATION MAINTENANCE | TANKLOGIX LLC | 104.86 | 0.006363620 | 0.67 |
| EMISSIONS CONTROL EQUIPMENT MAINTENANCE | STANDARD OIL FIELD SUPPLY | 364.62 | 0.006363620 | 2.32 |
| EMISSIONS CONTROL EQUIPMENT MAINTENANCE | VAPROX LLC | 83.41 | 0.006363620 | 0.53 |
| EMISSIONS CONTROL EQUIPMENT MAINTENANCE | VAPROX LLC | 135.94 | 0.006363620 | 0.87 |
| EMISSIONS CONTROL EQUIPMENT MAINTENANCE | VAPROX LLC | 199.24 | 0.006363620 | 1.27 |
| EMISSIONS CONTROL EQUIPMENT MAINTENANCE | AUTOMATED WELLHEAD COM | 280.25 | 0.006363620 | 1.78 |
| EMISSIONS CONTROL EQUIPMENT MAINTENANCE | AUTOMATED WELLHEAD COM | 78.41 | 0.006363620 | 0.50 |

05-01-2022

MEWBOURNE OIL COMPANY

Page 12

SIANA OIL & GAS CO, LLC
TOM M RAGSDALE
P O BOX 2246
CONROE, TX 77305

INVOICE NO.: 202204-06599
INVOICE DATE: 4-30-2022
OWNER: 035904-1
BILLING FOR: April 2022

| REFERENCE/DESCRIPTION OF CHARGES | | GROSS CHARGES | WORKING INTEREST | NET CHARGE |
|---|-----------------------------|---------------|------------------|------------|
| EMISSIONS CONTROL EQUIPMENT MAINTENANCE | SCIENTIFIC AVIATION, INC | 113.96 | 0.006363620 | 0.73 |
| EMISSIONS CONTROL EQUIPMENT MAINTENANCE | M&S PRODUCTION LLC | 206.62 | 0.006363620 | 1.31 |
| ENVIRONMENTAL & REGULATORY COMPLIANCE | SOUTHERN PETROLEUM LABO | 121.36 | 0.006363620 | 0.77 |
| FUEL/ POWER / ELECTRICAL | XCEL ENERGY | 2,423.34 | 0.006363620 | 15.42 |
| GATHERING/TREATING/DEHYDRATION | MEWBOURNE OIL COMPANY-F | 40.69 | 0.006363620 | 0.26 |
| GATHERING/TREATING/DEHYDRATION | IMPERATIVE CHEMICAL PARTI | 37.49 | 0.006363620 | 0.24 |
| GATHERING/TREATING/DEHYDRATION | IMPERATIVE CHEMICAL PARTI | 28.11 | 0.006363620 | 0.18 |
| LEASE & FACILITY | MEWBOURNE OIL COMPANY | 225.00 | 0.006363620 | 1.43 |
| LEASE & FACILITY MAINTENANCE | KEYSTONE PUMP & SUPPLY LI | 60.87 | 0.006363620 | 0.39 |
| LEASE & FACILITY MAINTENANCE | STANDARD OIL FIELD SUPPLY | 328.04 | 0.006363620 | 2.09 |
| LEASE & FACILITY MAINTENANCE | STANDARD OIL FIELD SUPPLY | 912.02 | 0.006363620 | 5.80 |
| LEASE & FACILITY MAINTENANCE | TRINITY OILFIELD SERVICES & | 824.90 | 0.006363620 | 5.25 |
| LEASE & FACILITY MAINTENANCE | ZIA ENERGY SERVICES LLC | 95.29 | 0.006363620 | 0.61 |
| LEASE & FACILITY MAINTENANCE | ZIA ENERGY SERVICES LLC | 127.05 | 0.006363620 | 0.81 |
| LEASE & FACILITY MAINTENANCE | ONE HORSE SERVICES LLC | 62.30 | 0.006363620 | 0.40 |
| OVERHEAD-FIXED RATE | MEWBOURNE OIL COMPANY | 892.65 | 0.006363620 | 5.68 |
| PUMPING | MEWBOURNE OIL COMPANY | 900.00 | 0.006363620 | 5.73 |
| PUMPING | MEWBOURNE OIL COMPANY | 900.00 | 0.006363620 | 5.73 |
| SALT WATER DISPOSAL | MEWBOURNE OIL COMPANY | 25,422.24 | 0.006363620 | 161.78 |
| Total Lease Operating Expense Cost | | 35,493.87 | | 225.90 |

62915000-30 SUBTOTAL

35,493.87

225.90

PROPERTY 62915000 TOTAL

35,493.87

225.90

PROPERTY: 62916000 62916000-30 CREEDENCE 21/16 W1ED ST COM 1H

Lease Operating Expense

| | | | | |
|---|---------------------------|----------|-------------|-------|
| AUTOMATION MAINTENANCE | INGRAM PROFESSIONAL SERV | 221.18 | 0.006363620 | 1.41 |
| AUTOMATION MAINTENANCE | TANKLOGIX LLC | 40.46 | 0.006363620 | 0.26 |
| AUTOMATION MAINTENANCE | TANKLOGIX LLC | 263.54 | 0.006363620 | 1.68 |
| AUTOMATION MAINTENANCE | TANKLOGIX LLC | 104.85 | 0.006363620 | 0.67 |
| COMPANY SUPERVISION | MEWBOURNE OIL COMPANY | 412.50 | 0.006363620 | 2.62 |
| EMISSIONS CONTROL EQUIPMENT MAINTENANCE | STANDARD OIL FIELD SUPPLY | 364.59 | 0.006363620 | 2.32 |
| EMISSIONS CONTROL EQUIPMENT MAINTENANCE | VAPROX LLC | 83.41 | 0.006363620 | 0.53 |
| EMISSIONS CONTROL EQUIPMENT MAINTENANCE | VAPROX LLC | 135.93 | 0.006363620 | 0.86 |
| EMISSIONS CONTROL EQUIPMENT MAINTENANCE | VAPROX LLC | 199.21 | 0.006363620 | 1.27 |
| EMISSIONS CONTROL EQUIPMENT MAINTENANCE | AUTOMATED WELLHEAD COM | 280.24 | 0.006363620 | 1.78 |
| EMISSIONS CONTROL EQUIPMENT MAINTENANCE | AUTOMATED WELLHEAD COM | 78.40 | 0.006363620 | 0.50 |
| EMISSIONS CONTROL EQUIPMENT MAINTENANCE | SCIENTIFIC AVIATION, INC | 113.96 | 0.006363620 | 0.72 |
| EMISSIONS CONTROL EQUIPMENT MAINTENANCE | M&S PRODUCTION LLC | 206.62 | 0.006363620 | 1.31 |
| ENVIRONMENTAL & REGULATORY COMPLIANCE | SOUTHERN PETROLEUM LABO | 121.36 | 0.006363620 | 0.77 |
| FUEL/ POWER / ELECTRICAL | XCEL ENERGY | 2,162.12 | 0.006363620 | 13.76 |
| GATHERING/TREATING/DEHYDRATION | MEWBOURNE OIL COMPANY-F | 40.68 | 0.006363620 | 0.26 |
| GATHERING/TREATING/DEHYDRATION | IMPERATIVE CHEMICAL PARTI | 37.50 | 0.006363620 | 0.24 |

05-01-2022

MEWBOURNE OIL COMPANY

Page 13

SIANA OIL & GAS CO, LLC
TOM M RAGSDALE
P O BOX 2246
CONROE, TX 77305

INVOICE NO.: 202204-06599
INVOICE DATE: 4-30-2022
OWNER: 035904-1
BILLING FOR: April 2022



| REFERENCE/DESCRIPTION OF CHARGES | | GROSS CHARGES | WORKING INTEREST | NET CHARGE |
|------------------------------------|-----------------------------|---------------|------------------|------------|
| GATHERING/TREATING/DEHYDRATION | IMPERATIVE CHEMICAL PARTI | 28.14 | 0.006363620 | 0.18 |
| LEASE & FACILITY MAINTENANCE | KEYSTONE PUMP & SUPPLY LI | 60.87 | 0.006363620 | 0.39 |
| LEASE & FACILITY MAINTENANCE | STANDARD OIL FIELD SUPPLY | 328.05 | 0.006363620 | 2.09 |
| LEASE & FACILITY MAINTENANCE | STANDARD OIL FIELD SUPPLY | 912.08 | 0.006363620 | 5.80 |
| LEASE & FACILITY MAINTENANCE | TRINITY OILFIELD SERVICES & | 824.83 | 0.006363620 | 5.25 |
| LEASE & FACILITY MAINTENANCE | ZIA ENERGY SERVICES LLC | 95.29 | 0.006363620 | 0.61 |
| LEASE & FACILITY MAINTENANCE | ZIA ENERGY SERVICES LLC | 127.06 | 0.006363620 | 0.81 |
| LEASE & FACILITY MAINTENANCE | ONE HORSE SERVICES LLC | 62.31 | 0.006363620 | 0.40 |
| OVERHEAD-FIXED RATE | MEWBOURNE OIL COMPANY | 892.65 | 0.006363620 | 5.68 |
| PUMPING | MEWBOURNE OIL COMPANY | 900.00 | 0.006363620 | 5.73 |
| PUMPING | MEWBOURNE OIL COMPANY | 675.00 | 0.006363620 | 4.30 |
| SALT WATER DISPOSAL | MEWBOURNE OIL COMPANY | 25,690.87 | 0.006363620 | 163.49 |
| Total Lease Operating Expense Cost | | 35,463.70 | | 225.69 |

62916000-30 SUBTOTAL 35,463.70 225.69
PROPERTY 62916000 TOTAL 35,463.70 225.69

PROPERTY: 62948000 62948000-20 INLAND 26/23 B2PI STATE COM 1H

Equipment Beyond Wellhead

| | | | | |
|--------------------------------------|-----------------------|------------|-------------|-----------|
| EMISSIONS CONTROL EQUIPMENT | MEWBOURNE OIL COMPANY | -36,258.52 | 0.100000000 | -3,625.84 |
| Total Equipment Beyond Wellhead Cost | | -36,258.52 | | -3,625.84 |

62948000-20 SUBTOTAL -36,258.52 -3,625.84
PROPERTY: 62948000 62948000-30 INLAND 26/23 B2PI STATE COM 1H

Lease Operating Expense

| | | | | |
|---|----------------------------|----------|-------------|--------|
| ARTIFICIAL LIFT RENTAL / REPAIR | ENDURANCE LIFT SOLUTIONS | 2,327.39 | 0.100000000 | 232.74 |
| ARTIFICIAL LIFT RENTAL / REPAIR | ENDURANCE LIFT SOLUTIONS | 2,704.84 | 0.100000000 | 270.48 |
| CHEMICALS-WATER TREATING | JACAM CATALYST LLC | 493.21 | 0.100000000 | 49.32 |
| CHEMICALS-WATER TREATING | JACAM CATALYST LLC | 493.21 | 0.100000000 | 49.32 |
| COMPANY SUPERVISION | MEWBOURNE OIL COMPANY | 412.50 | 0.100000000 | 41.25 |
| CONTRACT SUPERVISION | PACE OILFIELD SERVICES INC | 523.72 | 0.100000000 | 52.37 |
| CONTRACT SUPERVISION | PACE OILFIELD SERVICES INC | 663.60 | 0.100000000 | 66.36 |
| CONTRACT SUPERVISION | TURNCO ENTERPRISES LLC | 83.00 | 0.100000000 | 8.30 |
| CONTRACT SUPERVISION | TURNCO ENTERPRISES LLC | 83.00 | 0.100000000 | 8.30 |
| CONTRACT SUPERVISION | LYNX PRESSURE SOLUTIONS I | 1,686.86 | 0.100000000 | 168.69 |
| CONTRACT SUPERVISION | LYNX PRESSURE SOLUTIONS I | 2,741.14 | 0.100000000 | 274.11 |
| CONTRACT SUPERVISION | LYNX PRESSURE SOLUTIONS I | 3,162.86 | 0.100000000 | 316.29 |
| CONTRACT SUPERVISION | LYNX PRESSURE SOLUTIONS I | 1,265.14 | 0.100000000 | 126.51 |
| CONTRACT SUPERVISION | LYNX PRESSURE SOLUTIONS I | 1,417.72 | 0.100000000 | 141.77 |
| CONTRACT SUPERVISION | LYNX PRESSURE SOLUTIONS I | 1,890.30 | 0.100000000 | 189.03 |
| EMISSIONS CONTROL EQUIPMENT MAINTENANCE | JET SPECIALTY & SUPPLY INC | 43.06 | 0.100000000 | 4.30 |
| EMISSIONS CONTROL EQUIPMENT MAINTENANCE | GARNER PUMP & SUPPLY INC | 69.28 | 0.100000000 | 6.93 |
| EMISSIONS CONTROL EQUIPMENT MAINTENANCE | VAPROX LLC | 869.43 | 0.100000000 | 86.94 |

05-01-2022

MEWBOURNE OIL COMPANY

Page 14

SIANA OIL & GAS CO, LLC
TOM M RAGSDALE
P O BOX 2246
CONROE, TX 77305

INVOICE NO.: 202204-06599
INVOICE DATE: 4-30-2022
OWNER: 035904-1
BILLING FOR: April 2022

| REFERENCE/DESCRIPTION OF CHARGES | | GROSS CHARGES | WORKING INTEREST | NET CHARGE |
|---|-----------------------------|---------------|------------------|------------|
| EMISSIONS CONTROL EQUIPMENT MAINTENANCE | AUTOMATED WELLHEAD COM | 643.33 | 0.100000000 | 64.33 |
| EMISSIONS CONTROL EQUIPMENT MAINTENANCE | SCIENTIFIC AVIATION, INC | 91.85 | 0.100000000 | 9.18 |
| LEASE & FACILITY | MEWBOURNE OIL COMPANY | 450.00 | 0.100000000 | 45.00 |
| LEASE & FACILITY | MEWBOURNE OIL COMPANY | 900.00 | 0.100000000 | 90.00 |
| LEASE & FACILITY MAINTENANCE | GARNER PUMP & SUPPLY INC | 4.06 | 0.100000000 | 0.41 |
| LEASE & FACILITY MAINTENANCE | TURNCO ENTERPRISES LLC | 147.00 | 0.100000000 | 14.70 |
| LEASE & FACILITY MAINTENANCE | TURNCO ENTERPRISES LLC | 252.00 | 0.100000000 | 25.20 |
| LEASE & FACILITY MAINTENANCE | TURNCO ENTERPRISES LLC | 126.00 | 0.100000000 | 12.59 |
| LEASE & FACILITY MAINTENANCE | Q2 ARTIFICIAL LIFT SERVICES | 1,103.90 | 0.100000000 | 110.39 |
| LEASE & FACILITY MAINTENANCE | Q2 ARTIFICIAL LIFT SERVICES | 1,507.33 | 0.100000000 | 150.73 |
| MISCELLANEOUS EQUIPMENT RENTAL | PACE OILFIELD SERVICES INC | 304.90 | 0.100000000 | 30.49 |
| OVERHEAD-FIXED RATE | MEWBOURNE OIL COMPANY | 892.65 | 0.100000000 | 89.27 |
| PROFESSIONAL SERVICES | STATE OF NEW MEXICO | 18.75 | 0.100000000 | 1.88 |
| PUMPING | MEWBOURNE OIL COMPANY | 900.00 | 0.100000000 | 89.99 |
| PUMPING | MEWBOURNE OIL COMPANY | 675.00 | 0.100000000 | 67.50 |
| RENTAL SERVICES | MESA NATURAL GAS Solutio | 8,545.50 | 0.100000000 | 854.55 |
| RENTAL SERVICES | MESA NATURAL GAS Solutio | 1,392.60 | 0.100000000 | 139.26 |
| RENTAL SERVICES | MESA NATURAL GAS Solutio | 8,545.51 | 0.100000000 | 854.55 |
| RENTAL SERVICES | MESA NATURAL GAS Solutio | 3,481.50 | 0.100000000 | 348.15 |
| SALT WATER DISPOSAL | 3 BEAR DELAWARE OPERATIN | 5,616.71 | 0.100000000 | 561.67 |
| SALT WATER DISPOSAL | 3 BEAR DELAWARE OPERATIN | 9,693.54 | 0.100000000 | 969.35 |
| WELL EQUIPMENT-SURFACE | TNT SPECIALTIES DBA TNT OIL | 839.24 | 0.100000000 | 83.92 |
| Total Lease Operating Expense Cost | | 67,061.63 | | 6,706.12 |
| 62948000-30 SUBTOTAL | | 67,061.63 | | 6,706.12 |
| PROPERTY 62948000 TOTAL | | 30,803.11 | | 3,080.28 |
| PROPERTY: 62958000 62958000-20 GAZELLE 22 B3MD FED COM 1H | | | | |
| <u>Equipment Beyond Wellhead</u> | | | | |
| EMISSIONS CONTROL EQUIPMENT | MEWBOURNE OIL COMPANY | -2,875.00 | 0.196991940 | -566.35 |
| EMISSIONS CONTROL EQUIPMENT | MEWBOURNE OIL COMPANY | 3,187.50 | 0.196991940 | 627.90 |
| Total Equipment Beyond Wellhead Cost | | 312.50 | | 61.55 |
| 62958000-20 SUBTOTAL | | 312.50 | | 61.55 |
| PROPERTY: 62958000 62958000-30 GAZELLE 22 B3MD FED COM 1H | | | | |
| <u>Lease Operating Expense</u> | | | | |
| AUTOMATION MAINTENANCE | AMERICAN MILLENNIUM COR | 14.76 | 0.196991940 | 2.91 |
| AUTOMATION MAINTENANCE | TANKLOGIX LLC | 130.76 | 0.196991940 | 25.77 |
| AUTOMATION MAINTENANCE | TANKLOGIX LLC | 109.83 | 0.196991940 | 21.64 |
| AUTOMATION MAINTENANCE | TANKLOGIX LLC | 138.79 | 0.196991940 | 27.35 |
| CHEMICALS-CORROSION TREATING | ENVIROKLEAN PRODUCT DEV | 3,210.00 | 0.196991940 | 632.35 |
| CHEMICALS-PARAFFIN CONTROL | JACAM CATALYST LLC | 414.61 | 0.196991940 | 81.68 |
| CHEMICALS-WATER TREATING | ENVIROKLEAN PRODUCT DEV | 976.38 | 0.196991940 | 192.34 |

05-01-2022

MEWBOURNE OIL COMPANY

SIANA OIL & GAS CO, LLC
TOM M RAGSDALE
P O BOX 2246
CONROE, TX 77305

INVOICE NO.: 202204-06599

INVOICE DATE: 4-30-2022

OWNER: 035904-1

BILLING FOR: April 2022



| REFERENCE/DESCRIPTION OF CHARGES | | GROSS CHARGES | WORKING INTEREST | NET CHARGE |
|---|-----------------------------|---------------|------------------|------------|
| CHEMICALS-WATER TREATING | ENVIROKLEAN PRODUCT DEV | 3,009.38 | 0.196991940 | 592.82 |
| COMPANY SUPERVISION | MEWBOURNE OIL COMPANY | 412.50 | 0.196991940 | 81.26 |
| COMPANY SUPERVISION | MEWBOURNE OIL COMPANY | 1,650.00 | 0.196991940 | 325.05 |
| CONTRACT SUPERVISION | LONG STAR TRUCKING & FIEL | 7,532.25 | 0.196991940 | 1,483.80 |
| CONTRACT SUPERVISION | TURNCO ENTERPRISES LLC | 354.79 | 0.196991940 | 69.89 |
| CONTRACT SUPERVISION | TURNCO ENTERPRISES LLC | 354.79 | 0.196991940 | 69.89 |
| CONTRACT SUPERVISION | TURNCO ENTERPRISES LLC | 21.85 | 0.196991940 | 4.31 |
| CONTRACT SUPERVISION | TURNCO ENTERPRISES LLC | 354.79 | 0.196991940 | 69.89 |
| CONTRACT SUPERVISION | TURNCO ENTERPRISES LLC | 21.85 | 0.196991940 | 4.31 |
| CONTRACT SUPERVISION | TURNCO ENTERPRISES LLC | 354.79 | 0.196991940 | 69.89 |
| EMISSIONS CONTROL EQUIPMENT MAINTENANCE | G&A FABRICATION LLC | 135.07 | 0.196991940 | 26.61 |
| EMISSIONS CONTROL EQUIPMENT MAINTENANCE | VAPROX LLC | 184.04 | 0.196991940 | 36.26 |
| FUEL/ POWER / ELECTRICAL | XCEL ENERGY | 506.64 | 0.196991940 | 99.81 |
| LEASE & FACILITY | MEWBOURNE OIL COMPANY | 450.00 | 0.196991940 | 88.65 |
| LEASE & FACILITY | MEWBOURNE OIL COMPANY | 900.00 | 0.196991940 | 177.29 |
| LEASE & FACILITY | MEWBOURNE OIL COMPANY | 747.00 | 0.196991940 | 147.16 |
| LEASE & FACILITY | MEWBOURNE OIL COMPANY | 306.00 | 0.196991940 | 60.28 |
| LEASE & FACILITY MAINTENANCE | GARNER PUMP & SUPPLY INC | 104.69 | 0.196991940 | 20.62 |
| LEASE & FACILITY MAINTENANCE | GARNER PUMP & SUPPLY INC | 70.91 | 0.196991940 | 13.97 |
| LEASE & FACILITY MAINTENANCE | GARNER PUMP & SUPPLY INC | 22.38 | 0.196991940 | 4.41 |
| LEASE & FACILITY MAINTENANCE | GARNER PUMP & SUPPLY INC | 118.03 | 0.196991940 | 23.24 |
| LEASE & FACILITY MAINTENANCE | GARNER PUMP & SUPPLY INC | 88.20 | 0.196991940 | 17.38 |
| LEASE & FACILITY MAINTENANCE | GARNER PUMP & SUPPLY INC | 166.93 | 0.196991940 | 32.89 |
| LEASE & FACILITY MAINTENANCE | TURNCO ENTERPRISES LLC | 262.50 | 0.196991940 | 51.71 |
| LEASE & FACILITY MAINTENANCE | TURNCO ENTERPRISES LLC | 315.00 | 0.196991940 | 62.05 |
| LEASE & FACILITY MAINTENANCE | TURNCO ENTERPRISES LLC | 315.00 | 0.196991940 | 62.05 |
| LEASE & FACILITY MAINTENANCE | TURNCO ENTERPRISES LLC | 105.00 | 0.196991940 | 20.68 |
| LEASE & FACILITY MAINTENANCE | TURNCO ENTERPRISES LLC | 315.00 | 0.196991940 | 62.05 |
| LEASE & FACILITY MAINTENANCE | TRINITY OILFIELD SERVICES & | 156.93 | 0.196991940 | 30.92 |
| LEASE & FACILITY MAINTENANCE | SMITH & SONS CONSTRUCTIO | 541.37 | 0.196991940 | 106.65 |
| LEASE & FACILITY MAINTENANCE | SMITH & SONS CONSTRUCTIO | 541.37 | 0.196991940 | 106.65 |
| LEASE & FACILITY MAINTENANCE | SMITH & SONS CONSTRUCTIO | 541.37 | 0.196991940 | 106.65 |
| MISCELLANEOUS EQUIPMENT RENTAL | MEWBOURNE OIL COMPANY | 190.13 | 0.196991940 | 37.45 |
| MISCELLANEOUS EQUIPMENT RENTAL | PACE OILFIELD SERVICES INC | 60.25 | 0.196991940 | 11.87 |
| OVERHEAD-FIXED RATE | MEWBOURNE OIL COMPANY | 892.65 | 0.196991940 | 175.84 |
| PUMPING | MEWBOURNE OIL COMPANY | 900.00 | 0.196991940 | 177.30 |
| PUMPING | MEWBOURNE OIL COMPANY | 225.00 | 0.196991940 | 44.32 |
| RENTAL SERVICES | KODIAK GAS SERVICES LLC | 527.51 | 0.196991940 | 103.91 |
| SALT WATER DISPOSAL | OWL SWD OPERATING LLC | 3,153.91 | 0.196991940 | 621.29 |
| SALT WATER DISPOSAL | NGL WATER SOLUTIONS PERM | 1,000.90 | 0.196991940 | 197.17 |
| SALT WATER DISPOSAL | NGL WATER SOLUTIONS PERM | 2,209.01 | 0.196991940 | 435.16 |
| SALT WATER DISPOSAL | LIMESTONE BASIN PROPERTIE | 196.27 | 0.196991940 | 38.66 |

05-01-2022

MEWBOURNE OIL COMPANY

Page 16

SIANA OIL & GAS CO, I.L.C
TOM M RAGSDALE
P O BOX 2246
CONROE, TX 77305

INVOICE NO.: 202204-06599
INVOICE DATE: 4-30-2022
OWNER: 035904-1
BILLING FOR: April 2022

| REFERENCE/DESCRIPTION OF CHARGES | | GROSS CHARGES | WORKING INTEREST | NET CHARGE |
|--|-----------------------------|-------------------|------------------|------------|
| Total Lease Operating Expense Cost | | 35,311.18 | | 6,956.10 |
| 62958000-30 SUBTOTAL | | 35,311.18 | 6,956.10 | |
| PROPERTY 62958000 TOTAL | | 35,623.68 | 7,017.65 | |
| PROPERTY: 72076000 72076000-20 INLAND 26/23 B2OJ STATE COM 1H | | | | |
| <u>Equipment Beyond Wellhead</u> | | | | |
| EMISSIONS CONTROL EQUIPMENT | MEWBOURNE OIL COMPANY | -36,258.52 | 0.100000000 | -3,625.84 |
| Total Equipment Beyond Wellhead Cost | | -36,258.52 | | -3,625.84 |
| 72076000-20 SUBTOTAL | | -36,258.52 | -3,625.84 | |
| PROPERTY: 72076000 72076000-30 INLAND 26/23 B2OJ STATE COM 1H | | | | |
| <u>Lease Operating Expense</u> | | | | |
| ARTIFICIAL LIFT RENTAL / REPAIR | ENDURANCE LIFT SOLUTIONS | 1,730.59 | 0.100000000 | 173.06 |
| ARTIFICIAL LIFT RENTAL / REPAIR | ENDURANCE LIFT SOLUTIONS | 2,619.11 | 0.100000000 | 261.91 |
| ARTIFICIAL LIFT RENTAL / REPAIR | ENDURANCE LIFT SOLUTIONS | 3,247.50 | 0.100000000 | 324.75 |
| CHEMICALS-WATER TREATING | JACAM CATALYST LLC | 208.89 | 0.100000000 | 20.88 |
| CHEMICALS-WATER TREATING | JACAM CATALYST LLC | 493.21 | 0.100000000 | 49.32 |
| COMPANY SUPERVISION | MEWBOURNE OIL COMPANY | 412.50 | 0.100000000 | 41.25 |
| CONTRACT SUPERVISION | PACE OIL FIELD SERVICES INC | 523.72 | 0.100000000 | 52.37 |
| CONTRACT SUPERVISION | PACE OILFIELD SERVICES INC | 663.60 | 0.100000000 | 66.36 |
| CONTRACT SUPERVISION | TURNCO ENTERPRISES LLC | 83.00 | 0.100000000 | 8.30 |
| CONTRACT SUPERVISION | TURNCO ENTERPRISES LLC | 83.00 | 0.100000000 | 8.30 |
| CONTRACT SUPERVISION | LYNX PRESSURE SOLUTIONS I | 1,686.86 | 0.100000000 | 168.69 |
| CONTRACT SUPERVISION | LYNX PRESSURE SOLUTIONS I | 2,741.14 | 0.100000000 | 274.11 |
| CONTRACT SUPERVISION | LYNX PRESSURE SOLUTIONS I | 3,162.86 | 0.100000000 | 316.29 |
| CONTRACT SUPERVISION | LYNX PRESSURE SOLUTIONS I | 1,265.14 | 0.100000000 | 126.52 |
| CONTRACT SUPERVISION | LYNX PRESSURE SOLUTIONS I | 1,417.72 | 0.100000000 | 141.77 |
| CONTRACT SUPERVISION | LYNX PRESSURE SOLUTIONS I | 1,890.30 | 0.100000000 | 189.03 |
| EMISSIONS CONTROL EQUIPMENT MAINTENANCE | JET SPECIALTY & SUPPLY INC | 43.06 | 0.100000000 | 4.30 |
| EMISSIONS CONTROL EQUIPMENT MAINTENANCE | GARNER PUMP & SUPPLY INC | 69.28 | 0.100000000 | 6.92 |
| EMISSIONS CONTROL EQUIPMENT MAINTENANCE | VAPROX LLC | 869.44 | 0.100000000 | 86.94 |
| EMISSIONS CONTROL EQUIPMENT MAINTENANCE | AUTOMATED WELLHEAD COM | 643.37 | 0.100000000 | 64.33 |
| EMISSIONS CONTROL EQUIPMENT MAINTENANCE | SCIENTIFIC AVIATION, INC | 91.83 | 0.100000000 | 9.18 |
| LEASE & FACILITY | MEWBOURNE OIL COMPANY | 900.00 | 0.100000000 | 90.00 |
| LEASE & FACILITY MAINTENANCE | GARNER PUMP & SUPPLY INC | 4.05 | 0.100000000 | 0.41 |
| LEASE & FACILITY MAINTENANCE | TURNCO ENTERPRISES LLC | 147.00 | 0.100000000 | 14.70 |
| LEASE & FACILITY MAINTENANCE | TURNCO ENTERPRISES LLC | 252.00 | 0.100000000 | 25.21 |
| LEASE & FACILITY MAINTENANCE | TURNCO ENTERPRISES LLC | 126.00 | 0.100000000 | 12.60 |
| LEASE & FACILITY MAINTENANCE | INGRAM PROFESSIONAL SERV | 17,189.59 | 0.100000000 | 1,718.96 |
| LEASE & FACILITY MAINTENANCE | Q2 ARTIFICIAL LIFT SERVICES | 1,103.98 | 0.100000000 | 110.40 |
| LEASE & FACILITY MAINTENANCE | Q2 ARTIFICIAL LIFT SERVICES | 1,507.30 | 0.100000000 | 150.73 |
| MISCELLANEOUS EQUIPMENT RENTAL | PACE OILFIELD SERVICES INC | 304.90 | 0.100000000 | 30.49 |

05-01-2022

MEWBOURNE OIL COMPANY

Page 17

SIANA OIL & GAS CO, LLC
TOM M RAGSDALE
P O BOX 2246
CONROE, TX 77305

INVOICE NO.: 202204-06599
INVOICE DATE: 4-30-2022
OWNER: 035904-1
BILLING FOR: April 2022



| REFERENCE/DESCRIPTION OF CHARGES | | GROSS CHARGES | WORKING INTEREST | NET CHARGE |
|------------------------------------|--------------------------|---------------|------------------|------------|
| OVERHEAD-FIXED RATE | MEWBOURNE OIL COMPANY | 892.65 | 0.100000000 | 89.27 |
| PROFESSIONAL SERVICES | STATE OF NEW MEXICO | 18.75 | 0.100000000 | 1.88 |
| PUMPING | MEWBOURNE OIL COMPANY | 900.00 | 0.100000000 | 90.00 |
| PUMPING | MEWBOURNE OIL COMPANY | 675.00 | 0.100000000 | 67.50 |
| RENTAL SERVICES | MESA NATURAL GAS Solutio | 8,545.50 | 0.100000000 | 854.55 |
| RENTAL SERVICES | MESA NATURAL GAS Solutio | 1,392.60 | 0.100000000 | 139.26 |
| RENTAL SERVICES | MESA NATURAL GAS Solutio | 8,545.49 | 0.100000000 | 854.55 |
| RENTAL SERVICES | MESA NATURAL GAS Solutio | 3,481.50 | 0.100000000 | 348.15 |
| SALT WATER DISPOSAL | 3 BEAR DELAWARE OPERATIN | 8,384.38 | 0.100000000 | 838.44 |
| SALT WATER DISPOSAL | 3 BEAR DELAWARE OPERATIN | 10,545.48 | 0.100000000 | 1,054.55 |
| WELL SERVICE & REPAIR | TFH LTD CO | 1,081.38 | 0.100000000 | 108.13 |
| Total Lease Operating Expense Cost | | 89,943.67 | | 8,994.36 |

72076000-30 SUBTOTAL

89,943.67

8,994.36

PROPERTY 72076000 TOTAL

53,685.15

5,368.52

PROPERTY: 72185000 72185000-30 CREEDENCE 21/16 W0FC ST COM 4H

Lease Operating Expense

| | | | | |
|---|-----------------------------|----------|-------------|-------|
| AUTOMATION MAINTENANCE | INGRAM PROFESSIONAL SERV | 221.20 | 0.006363620 | 1.41 |
| AUTOMATION MAINTENANCE | TANKLOGIX LLC | 40.47 | 0.006363620 | 0.26 |
| AUTOMATION MAINTENANCE | TANKLOGIX LLC | 263.55 | 0.006363620 | 1.68 |
| AUTOMATION MAINTENANCE | TANKLOGIX LLC | 104.86 | 0.006363620 | 0.67 |
| COMPANY SUPERVISION | MEWBOURNE OIL COMPANY | 825.00 | 0.006363620 | 5.25 |
| EMISSIONS CONTROL EQUIPMENT MAINTENANCE | STANDARD OIL FIELD SUPPLY | 364.64 | 0.006363620 | 2.32 |
| EMISSIONS CONTROL EQUIPMENT MAINTENANCE | VAPROX LLC | 83.43 | 0.006363620 | 0.53 |
| EMISSIONS CONTROL EQUIPMENT MAINTENANCE | VAPROX LLC | 135.95 | 0.006363620 | 0.87 |
| EMISSIONS CONTROL EQUIPMENT MAINTENANCE | VAPROX LLC | 199.26 | 0.006363620 | 1.27 |
| EMISSIONS CONTROL EQUIPMENT MAINTENANCE | AUTOMATED WELLHEAD COM | 280.26 | 0.006363620 | 1.78 |
| EMISSIONS CONTROL EQUIPMENT MAINTENANCE | AUTOMATED WELLHEAD COM | 78.42 | 0.006363620 | 0.50 |
| EMISSIONS CONTROL EQUIPMENT MAINTENANCE | SCIENTIFIC AVIATION, INC | 113.96 | 0.006363620 | 0.73 |
| EMISSIONS CONTROL EQUIPMENT MAINTENANCE | M&S PRODUCTION LLC | 206.62 | 0.006363620 | 1.31 |
| ENVIRONMENTAL & REGULATORY COMPLIANCE | SOUTHERN PETROLEUM LABC | 121.36 | 0.006363620 | 0.77 |
| FUEL/ POWER / ELECTRICAL | XCEL ENERGY | 3,106.10 | 0.006363620 | 19.77 |
| GATHERING/TREATING/DEHYDRATION | MEWBOURNE OIL COMPANY-F | 40.69 | 0.006363620 | 0.26 |
| GATHERING/TREATING/DEHYDRATION | IMPERATIVE CHEMICAL PARTI | 37.48 | 0.006363620 | 0.24 |
| GATHERING/TREATING/DEHYDRATION | IMPERATIVE CHEMICAL PARTI | 28.10 | 0.006363620 | 0.18 |
| LEASE & FACILITY | MEWBOURNE OIL COMPANY | 297.00 | 0.006363620 | 1.89 |
| LEASE & FACILITY | MEWBOURNE OIL COMPANY | 450.00 | 0.006363620 | 2.86 |
| LEASE & FACILITY MAINTENANCE | KEYSTONE PUMP & SUPPLY LI | 60.87 | 0.006363620 | 0.39 |
| LEASE & FACILITY MAINTENANCE | STANDARD OIL FIELD SUPPLY | 328.03 | 0.006363620 | 2.09 |
| LEASE & FACILITY MAINTENANCE | STANDARD OIL FIELD SUPPLY | 912.00 | 0.006363620 | 5.80 |
| LEASE & FACILITY MAINTENANCE | TRINITY OILFIELD SERVICES & | 824.83 | 0.006363620 | 5.25 |
| LEASE & FACILITY MAINTENANCE | ZIA ENERGY SERVICES LLC | 95.29 | 0.006363620 | 0.61 |

05-01-2022

MEWBOURNE OIL COMPANY

Page 18

SIANA OIL & GAS CO, LLC
TOM M RAGSDALE
P O BOX 2246
CONROE, TX 77305

INVOICE NO.: 202204-06599
INVOICE DATE: 4-30-2022
OWNER: 035904-1
BILLING FOR: April 2022

| REFERENCE/DESCRIPTION OF CHARGES | GROSS CHARGES | WORKING INTEREST | NET CHARGE |
|--|---------------|------------------|------------|
| LEASE & FACILITY MAINTENANCE ZIA ENERGY SERVICES LLC | 127.05 | 0.006363620 | 0.81 |
| LEASE & FACILITY MAINTENANCE ONE HORSE SERVICES LLC | 62.31 | 0.006363620 | 0.40 |
| OVERHEAD-FIXED RATE MEWBOURNE OIL COMPANY | 810.43 | 0.006363620 | 5.16 |
| PUMPING MEWBOURNE OIL COMPANY | 900.00 | 0.006363620 | 5.73 |
| PUMPING MEWBOURNE OIL COMPANY | 900.00 | 0.006363620 | 5.73 |
| SALT WATER DISPOSAL MEWBOURNE OIL COMPANY | 37,813.59 | 0.006363620 | 240.63 |
| Total Lease Operating Expense Cost | 49,832.75 | | 317.15 |

72185000-30 SUBTOTAL

49,832.75

317.15

PROPERTY 72185000 TOTAL

49,832.75

317.15

72185000PREPAYMENTS

-317.15

PROPERTY: 72186000 72186000-20 CREEDENCE 21/16 W1FC ST COM 3H

Tangible Well Cost

| | | | |
|---|-----------|-------------|--------|
| TUBING HEAD & UPPER SECTION MEWBOURNE OIL COMPANY | 16,575.00 | 0.006363620 | 105.48 |
| Total Tangible Well Cost Cost | 16,575.00 | | 105.48 |

72186000-20 SUBTOTAL

16,575.00

105.48

PROPERTY: 72186000 72186000-30 CREEDENCE 21/16 W1FC ST COM 3H

Lease Operating Expense

| | | | |
|---|----------|-------------|-------|
| AUTOMATION MAINTENANCE INGRAM PROFESSIONAL SERV | 221.18 | 0.006363620 | 1.41 |
| AUTOMATION MAINTENANCE TANKLOGIX LLC | 40.46 | 0.006363620 | 0.26 |
| AUTOMATION MAINTENANCE TANKLOGIX LLC | 263.53 | 0.006363620 | 1.68 |
| AUTOMATION MAINTENANCE TANKLOGIX LLC | 104.85 | 0.006363620 | 0.67 |
| COMPANY SUPERVISION MEWBOURNE OIL COMPANY | 412.50 | 0.006363620 | 2.63 |
| EMISSIONS CONTROL EQUIPMENT MAINTENANCE STANDARD OIL FIELD SUPPLY | 364.58 | 0.006363620 | 2.32 |
| EMISSIONS CONTROL EQUIPMENT MAINTENANCE VAPROX LLC | 83.40 | 0.006363620 | 0.53 |
| EMISSIONS CONTROL EQUIPMENT MAINTENANCE VAPROX LLC | 135.89 | 0.006363620 | 0.86 |
| EMISSIONS CONTROL EQUIPMENT MAINTENANCE VAPROX LLC | 199.16 | 0.006363620 | 1.27 |
| EMISSIONS CONTROL EQUIPMENT MAINTENANCE AUTOMATED WELLHEAD COM | 280.23 | 0.006363620 | 1.78 |
| EMISSIONS CONTROL EQUIPMENT MAINTENANCE AUTOMATED WELLHEAD COM | 78.40 | 0.006363620 | 0.50 |
| EMISSIONS CONTROL EQUIPMENT MAINTENANCE SCIENTIFIC AVIATION, INC | 113.96 | 0.006363620 | 0.73 |
| EMISSIONS CONTROL EQUIPMENT MAINTENANCE M&S PRODUCTION LLC | 206.61 | 0.006363620 | 1.31 |
| ENVIRONMENTAL & REGULATORY COMPLIANCE SOUTHERN PETROLEUM LABC | 121.36 | 0.006363620 | 0.77 |
| FUEL/ POWER / ELECTRICAL XCEL ENERGY | 2,038.20 | 0.006363620 | 12.97 |
| GATHERING/TREATING/DEHYDRATION MEWBOURNE OIL COMPANY-I | 40.68 | 0.006363620 | 0.26 |
| GATHERING/TREATING/DEHYDRATION IMPERATIVE CHEMICAL PARTI | 37.50 | 0.006363620 | 0.24 |
| GATHERING/TREATING/DEHYDRATION IMPERATIVE CHEMICAL PARTI | 28.14 | 0.006363620 | 0.18 |
| LEASE & FACILITY MAINTENANCE KEYSTONE PUMP & SUPPLY LI | 60.88 | 0.006363620 | 0.39 |
| LEASE & FACILITY MAINTENANCE STANDARD OIL FIELD SUPPLY | 328.05 | 0.006363620 | 2.09 |
| LEASE & FACILITY MAINTENANCE STANDARD OIL FIELD SUPPLY | 912.09 | 0.006363620 | 5.80 |
| LEASE & FACILITY MAINTENANCE TRINITY OILFIELD SERVICES & | 824.91 | 0.006363620 | 5.25 |
| LEASE & FACILITY MAINTENANCE ZIA ENERGY SERVICES LLC | 95.30 | 0.006363620 | 0.61 |


05-01-2022

MEWBOURNE OIL COMPANY

Page 19

SIANA OIL & GAS CO, LLC
TOM M RAGSDALE
P O BOX 2246
CONROE, TX 77305

INVOICE NO.: 202204-06599
INVOICE DATE: 4-30-2022
OWNER: 035904-1
BILLING FOR: April 2022



| REFERENCE/DESCRIPTION OF CHARGES | GROSS CHARGES | WORKING INTEREST | NET CHARGE |
|--|---------------|------------------|------------|
| LEASE & FACILITY MAINTENANCE ZIA ENERGY SERVICES LLC | 127.06 | 0.006363620 | 0.81 |
| LEASE & FACILITY MAINTENANCE ONE HORSE SERVICES LLC | 62.30 | 0.006363620 | 0.40 |
| OVERHEAD-FIXED RATE MEWBOURNE OIL COMPANY | 810.43 | 0.006363620 | 5.16 |
| PUMPING MEWBOURNE OIL COMPANY | 900.00 | 0.006363620 | 5.73 |
| PUMPING MEWBOURNE OIL COMPANY | 675.00 | 0.006363620 | 4.30 |
| SALT WATER DISPOSAL MEWBOURNE OIL COMPANY | 23,405.32 | 0.006363620 | 148.94 |
| Total Lease Operating Expense Cost | 32,971.97 | | 209.85 |

72186000-30 SUBTOTAL

32,971.97

209.85

PROPERTY 72186000 TOTAL

49,546.97

315.33

72186000PREPAYMENTS

-315.33

PROPERTY: 72310000 72310000-20 IBEX 15/10 B1PA FED COM 2H

Equipment Beyond Wellhead

| | | | |
|--|--------|-------------|------|
| LINE PIPE & VALVES - GATHERING MEWBOURNE OIL COMPANY | 487.50 | 0.000539020 | 0.26 |
| Total Equipment Beyond Wellhead Cost | 487.50 | | 0.26 |

72310000-20 SUBTOTAL

487.50

0.26

PROPERTY: 72310000 72310000-30 IBEX 15/10 B1PA FED COM 2H

Lease Operating Expense

| | | | |
|--|----------|-------------|------|
| AUTOMATION MAINTENANCE TANKLOGIX LLC | 130.74 | 0.000539020 | 0.07 |
| AUTOMATION MAINTENANCE TANKLOGIX LLC | 805.43 | 0.000539020 | 0.43 |
| AUTOMATION MAINTENANCE TANKLOGIX LLC | 137.10 | 0.000539020 | 0.08 |
| CHEMICALS-WATER TREATING ENVIROKLEAN PRODUCT DEV | 2,006.25 | 0.000539020 | 1.08 |
| COMPANY SUPERVISION MEWBOURNE OIL COMPANY | 825.00 | 0.000539020 | 0.44 |
| CONTRACT SUPERVISION TURNCO ENTERPRISES LLC | 354.78 | 0.000539020 | 0.19 |
| CONTRACT SUPERVISION TURNCO ENTERPRISES LLC | 354.78 | 0.000539020 | 0.19 |
| CONTRACT SUPERVISION TURNCO ENTERPRISES LLC | 21.83 | 0.000539020 | 0.01 |
| CONTRACT SUPERVISION TURNCO ENTERPRISES LLC | 354.78 | 0.000539020 | 0.19 |
| CONTRACT SUPERVISION TURNCO ENTERPRISES LLC | 21.83 | 0.000539020 | 0.01 |
| CONTRACT SUPERVISION TURNCO ENTERPRISES LLC | 354.78 | 0.000539020 | 0.19 |
| EMISSIONS CONTROL EQUIPMENT MAINTENANCE JET SPECIALTY & SUPPLY INC | 43.08 | 0.000539020 | 0.02 |
| EMISSIONS CONTROL EQUIPMENT MAINTENANCE GARNER PUMP & SUPPLY INC | 69.28 | 0.000539020 | 0.03 |
| EMISSIONS CONTROL EQUIPMENT MAINTENANCE AUTOMATED WELLHEAD COM | 294.93 | 0.000539020 | 0.16 |
| EMISSIONS CONTROL EQUIPMENT MAINTENANCE AUTOMATED WELLHEAD COM | 776.62 | 0.000539020 | 0.42 |
| EMISSIONS CONTROL EQUIPMENT MAINTENANCE SCIENTIFIC AVIATION, INC | 91.85 | 0.000539020 | 0.05 |
| FUEL/ POWER / ELECTRICAL XCEL ENERGY | 384.74 | 0.000539020 | 0.21 |
| GATHERING/TREATING/DEHYDRATION MEWBOURNE OIL COMPANY-I | 200.00 | 0.000539020 | 0.11 |
| GATHERING/TREATING/DEHYDRATION LEGACY SAFETY AND CONSUI | 127.39 | 0.000539020 | 0.07 |
| LEASE & FACILITY MEWBOURNE OIL COMPANY | 900.00 | 0.000539020 | 0.49 |
| LEASE & FACILITY MEWBOURNE OIL COMPANY | 450.00 | 0.000539020 | 0.24 |
| LEASE & FACILITY MAINTENANCE GARNER PUMP & SUPPLY INC | 49.56 | 0.000539020 | 0.03 |
| LEASE & FACILITY MAINTENANCE GARNER PUMP & SUPPLY INC | 90.93 | 0.000539020 | 0.05 |

05-01-2022

MEWBOURNE OIL COMPANY

Page 20

SIANA OIL & GAS CO, LLC
TOM M RAGSDALE
P O BOX 2246
CONROE, TX 77305

INVOICE NO.: 202204-06599

INVOICE DATE: 4-30-2022

OWNER: 035904-1

BILLING FOR: April 2022

| REFERENCE/DESCRIPTION OF CHARGES | | GROSS CHARGES | WORKING INTEREST | NET CHARGE |
|------------------------------------|----------------------------|------------------|---------------------|---------------|
| LEASE & FACILITY MAINTENANCE | GARNER PUMP & SUPPLY INC | 4.05 | 0.000539020 | 0.00 |
| LEASE & FACILITY MAINTENANCE | TURNCO ENTERPRISES LLC | 630.00 | 0.000539020 | 0.34 |
| LEASE & FACILITY MAINTENANCE | TURNCO ENTERPRISES LLC | 157.50 | 0.000539020 | 0.08 |
| LEASE & FACILITY MAINTENANCE | TURNCO ENTERPRISES LLC | 105.00 | 0.000539020 | 0.06 |
| LEASE & FACILITY MAINTENANCE | INGRAM PROFESSIONAL SERV | 316.50 | 0.000539020 | 0.17 |
| LEASE & FACILITY MAINTENANCE | H-M TRUCKING LLC | 194.21 | 0.000539020 | 0.10 |
| LEASE & FACILITY MAINTENANCE | SMITH & SONS CONSTRUCTIO | 2,296.47 | 0.000539020 | 1.24 |
| LEASE & FACILITY MAINTENANCE | SMITH & SONS CONSTRUCTIO | 992.08 | 0.000539020 | 0.53 |
| LEASE & FACILITY MAINTENANCE | SMITH & SONS CONSTRUCTIO | 704.90 | 0.000539020 | 0.38 |
| MISCELLANEOUS EQUIPMENT RENTAL | MEWBOURNE OIL COMPANY | 190.13 | 0.000539020 | 0.10 |
| MISCELLANEOUS EQUIPMENT RENTAL | PACE OILFIELD SERVICES INC | 60.24 | 0.000539020 | 0.03 |
| OVERHEAD-FIXED RATE | MEWBOURNE OIL COMPANY | 892.65 | 0.000539020 | 0.48 |
| PUMPING | MEWBOURNE OIL COMPANY | 900.00 | 0.000539020 | 0.49 |
| PUMPING | MEWBOURNE OIL COMPANY | 675.00 | 0.000539020 | 0.36 |
| SALT WATER DISPOSAL | NGL WATER SOLUTIONS PERM | 5,171.32 | 0.000539020 | 2.79 |
| SALT WATER DISPOSAL | NGL WATER SOLUTIONS PERM | 6,599.43 | 0.000539020 | 3.56 |
| SALT WATER DISPOSAL | LIMESTONE BASIN PROPERTIE | 585.67 | 0.000539020 | 0.32 |
| Total Lease Operating Expense Cost | | 29,320.83 | | 15.79 |
| 72310000-30 SUBTOTAL | | 29,320.83 | 15.79 | |
| PROPERTY 72310000 TOTAL | | 29,808.33 | 16.05 | |

05-01-2022

001



Revenue Statement

Owner

035904
TOM M RAGSDALE
400 N SAM HOUSTON PARKWAY EAST
SUITE 601
HOUSTON, TX 77060

Operator

MEWBOURNE OIL COMPANY
P O BOX 7898
TYLER, TX 75711-7898
(903) 561-2900
ownerrelations@mewbourne.com

Check

Check Number 1125420
Check Amount 72,969.53
Check Date January 15, 2021

Copyright Notice

© 2021 Enverus. All rights reserved. Unauthorized use prohibited.

Data, reports, user interface, software and other content which is accessed by users through EnergyLink constitutes copyright protected content owned by Enverus. Any unauthorized copying, scraping, downloading, retransmission, redistribution, reproduction, republishing or other duplication or modification of copyright protected content is a violation of Canadian and US federal copyright laws and may be subject to legal action. Other than PDF copies for use in an unmodified format by authorized users, no one has permission to copy, scrape, download, retransmit, redistribute, reproduce, republish, duplicate, modify or make public for commercial use this copyright protected content, in any form, without the express written permission of Enverus.

| | Type | Production Date | Property Values | | | | Owner Share | | | |
|-----------|----------------------|-------------------------------------|-----------------|----------|-------|------------|----------------|-----------------------|--------|-------------|
| | | | BTU | Volume | Price | Value | Owner Interest | Distribution Interest | Volume | Value |
| Property: | 00005000 | JIB CLEARING - REVENUE TX 999 | | | | | | | | |
| GAS | JIB OFFSET | Jan 21 | | | | 0.00 | 0.00000000 | 0.00000000 | | (17,135.79) |
| | | | | | | | | Total GAS | | (17,135.79) |
| | | | | | | | | Total Property | | (17,135.79) |
| Property: | 62390000 | PRONGHORN 16 B3BO FED COM 1H NM 026 | | | | | | | | |
| GAS | WORKING INTEREST | Nov 20 | 1.0000 | 0.00 | | (355.83) | 0.06837475 | 0.06837535 | 0.00 | (24.33) |
| | PRODUCTION TAX | Nov 20 | | | | 33.76 | 0.06837475 | 0.06837535 | | 2.31 |
| | WORKING INTEREST | Nov 20 | 1.2600 | 5,051.52 | 2.14 | 10,833.35 | 0.05402784 | 0.05402853 | 272.95 | 585.31 |
| | AD VALOREM TAX | Nov 20 | | | | (146.82) | 0.05402784 | 0.05402853 | | (9.09) |
| | CONSERVATION TAX | Nov 20 | | | | (18.01) | 0.05402784 | 0.05402853 | | (1.12) |
| | EMERGENCY SCHOOL TAX | Nov 20 | | | | (379.17) | 0.05402784 | 0.05402853 | | (23.43) |
| | PRODUCTION TAX | Nov 20 | | | | 0.00 | 0.05402784 | 0.05402853 | | 0.00 |
| | SEVERANCE TAX | Nov 20 | | | | (355.47) | 0.05402784 | 0.05402853 | | (21.96) |
| | | | | | | | | Total GAS | 272.95 | 507.68 |
| OIL | WORKING INTEREST | Nov 20 | 1.0000 | 4,179.76 | 39.09 | 163,391.65 | 0.05402784 | 0.05402785 | 225.85 | 8,827.70 |
| | AD VALOREM TAX | Nov 20 | | | | (2,214.43) | 0.05402784 | 0.05402785 | | (136.75) |
| | CONSERVATION TAX | Nov 20 | | | | (271.64) | 0.05402784 | 0.05402785 | | (16.79) |
| | EMERGENCY SCHOOL TAX | Nov 20 | | | | (4,503.48) | 0.05402784 | 0.05402785 | | (278.10) |
| | PRODUCTION TAX | Nov 20 | | | | 0.00 | 0.05402784 | 0.05402785 | | 0.00 |
| | SEVERANCE TAX | Nov 20 | | | | (5,361.29) | 0.05402784 | 0.05402785 | | (331.04) |
| | | | | | | | | Total OIL | 225.85 | 8,065.00 |

Represented Unit of Measure: Gas = MCFs, Plant Products = GALs, Oil = BBLs

Generated on Tuesday, November 2, 2021 1:46 PM

© 2021 Enverus. All rights reserved. Unauthorized use prohibited.

www.energylink.com

Exhibit G

Page 1 of 13

Siana Oil and Gas, LLC
NMOCD Case No. 22378

July 7, 2022

001

002

Check Number 1125420

Owner 035904 TOM M RAGSDALE

Operator MEWBOURNE OIL COMPANY

| | Type | Production Date | Property Values | | | | Owner Share | | | | |
|-----------|----------------------|-------------------------------------|-----------------|-----------|-------|------------|----------------|-----------------------|----------|----------|--|
| | | | BTU | Volume | Price | Value | Owner Interest | Distribution Interest | Volume | Value | |
| | | | | | | | Total Property | | 8,572.71 | | |
| Property: | 62391000 | PRONGHORN 15 B3CN FED COM 1H NM 025 | | | | | | | | | |
| GAS | WORKING INTEREST | Nov 20 | 1.0000 | 0.00 | | (977.56) | 0.06837475 | 0.06837432 | 0.00 | (66.84) | |
| | PRODUCTION TAX | Nov 20 | | | | 92.76 | 0.06837475 | 0.06837432 | | 6.34 | |
| | WORKING INTEREST | Nov 20 | 1.2600 | 13,877.56 | 2.14 | 29,761.42 | 0.05391420 | 0.05391477 | 748.20 | 1,604.58 | |
| | AD VALOREM TAX | Nov 20 | | | | (403.35) | 0.05391420 | 0.05391477 | | (24.87) | |
| | CONSERVATION TAX | Nov 20 | | | | (49.48) | 0.05391420 | 0.05391477 | | (3.07) | |
| | EMERGENCY SCHOOL TAX | Nov 20 | | | | (1,041.65) | 0.05391420 | 0.05391477 | | (64.20) | |
| | SEVERANCE TAX | Nov 20 | | | | (976.55) | 0.05391420 | 0.05391477 | | (60.20) | |
| | | | | | | | | Total GAS | 748.20 | 1,391.74 | |
| OIL | WORKING INTEREST | Nov 20 | 1.0000 | 3,570.96 | 39.09 | 139,592.96 | 0.05391420 | 0.05391432 | 192.54 | 7,526.06 | |
| | AD VALOREM TAX | Nov 20 | | | | (1,891.89) | 0.05391420 | 0.05391432 | | (116.59) | |
| | CONSERVATION TAX | Nov 20 | | | | (232.07) | 0.05391420 | 0.05391432 | | (14.32) | |
| | EMERGENCY SCHOOL TAX | Nov 20 | | | | (3,847.53) | 0.05391420 | 0.05391432 | | (237.09) | |
| | SEVERANCE TAX | Nov 20 | | | | (4,580.39) | 0.05391420 | 0.05391432 | | (282.24) | |
| | | | | | | | | Total OIL | 192.54 | 6,875.82 | |
| | | | | | | | Total Property | | 8,267.56 | | |
| Property: | 62392000 | PRONGHORN 15 B3DM FED COM 1H NM 025 | | | | | | | | | |
| GAS | WORKING INTEREST | Nov 20 | 1.0000 | 0.00 | | (388.15) | 0.06837475 | 0.06837563 | 0.00 | (26.54) | |
| | PRODUCTION TAX | Nov 20 | | | | 36.83 | 0.06837475 | 0.06837563 | | 2.52 | |
| | WORKING INTEREST | Nov 20 | 1.2600 | 5,510.24 | 2.14 | 11,817.10 | 0.05328145 | 0.05328042 | 293.61 | 629.62 | |
| | AD VALOREM TAX | Nov 20 | | | | (160.16) | 0.05328145 | 0.05328042 | | (9.78) | |
| | CONSERVATION TAX | Nov 20 | | | | (19.65) | 0.05328145 | 0.05328042 | | (1.22) | |
| | EMERGENCY SCHOOL TAX | Nov 20 | | | | (413.60) | 0.05328145 | 0.05328042 | | (25.21) | |
| | SEVERANCE TAX | Nov 20 | | | | (387.75) | 0.05328145 | 0.05328042 | | (23.63) | |
| | | | | | | | | Total GAS | 293.61 | 545.76 | |
| OIL | WORKING INTEREST | Nov 20 | 1.0000 | 2,637.37 | 39.09 | 103,097.84 | 0.05328145 | 0.05328162 | 140.55 | 5,493.22 | |
| | AD VALOREM TAX | Nov 20 | | | | (1,397.27) | 0.05328145 | 0.05328162 | | (85.10) | |
| | CONSERVATION TAX | Nov 20 | | | | (171.40) | 0.05328145 | 0.05328162 | | (10.47) | |
| | EMERGENCY SCHOOL TAX | Nov 20 | | | | (2,841.63) | 0.05328145 | 0.05328162 | | (173.07) | |
| | SEVERANCE TAX | Nov 20 | | | | (3,382.90) | 0.05328145 | 0.05328162 | | (206.02) | |
| | | | | | | | | Total OIL | 140.55 | 5,018.56 | |
| | | | | | | | Total Property | | 5,564.32 | | |

Represented Unit of Measure: Gas = MCFs, Plant Products = GALs, Oil = BBLs

www.energylink.com

Generated on Tuesday, November 2, 2021 1:46 PM

Page 2 of 13

© 2021 Enverus. All rights reserved. Unauthorized use prohibited.

002

003

Check Number 1125420

Owner 035904 TOM M RAGSDALE

Operator MEWBOURNE OIL COMPANY

| Type | Production Date | Property Values | | | | Owner Share | | | |
|----------------------|-----------------|-----------------|----------|-------|------------|----------------|-----------------------|--------|----------|
| | | BTU | Volume | Price | Value | Owner Interest | Distribution Interest | Volume | Value |
| WORKING INTEREST | Nov 20 | | 5,212.67 | 39.09 | 203,769.30 | 0.04291353 | 0.04291358 | 223.72 | 8,744.47 |
| AD VALOREM TAX | Nov 20 | | | | (2,761.66) | 0.04291353 | 0.04291358 | | (135.47) |
| CONSERVATION TAX | Nov 20 | | | | (338.77) | 0.04291353 | 0.04291358 | | (16.84) |
| EMERGENCY SCHOOL TAX | Nov 20 | | | | (5,616.39) | 0.04291353 | 0.04291358 | | (275.46) |
| SEVERANCE TAX | Nov 20 | | | | (6,686.18) | 0.04291353 | 0.04291358 | | (327.94) |
| WORKING INTEREST | Nov 20 | | 5,212.67 | 39.09 | 203,769.30 | 0.00063359 | 0.00063361 | 3.30 | 129.11 |
| AD VALOREM TAX | Nov 20 | | | | (2,761.66) | 0.00063359 | 0.00063361 | | (2.00) |
| CONSERVATION TAX | Nov 20 | | | | (338.77) | 0.00063359 | 0.00063361 | | (0.25) |
| EMERGENCY SCHOOL TAX | Nov 20 | | | | (5,616.39) | 0.00063359 | 0.00063361 | | (4.07) |
| SEVERANCE TAX | Nov 20 | | | | (6,686.18) | 0.00063359 | 0.00063361 | | (4.84) |
| Total OIL | | | | | | | | 227.02 | 8,106.89 |
| Total Property | | | | | | | | | 8,106.89 |

Property: 62775000

IBEX 10 B3NC FED COM 1H NM 025

GAS

| | | | | | | | | | |
|----------------------|--------|--------|----------|------|-----------|------------|------------|--------|---------|
| WORKING INTEREST | Nov 20 | 1.0000 | 0.00 | | (385.21) | 0.05190886 | 0.05191973 | 0.00 | (20.00) |
| PRODUCTION TAX | Nov 20 | | | | 36.55 | 0.05190886 | 0.05191973 | | 1.90 |
| WORKING INTEREST | Nov 20 | 1.0000 | 0.00 | | (385.21) | 0.00084478 | 0.00085668 | 0.00 | (0.33) |
| PRODUCTION TAX | Nov 20 | | | | 36.55 | 0.00084478 | 0.00085668 | | 0.03 |
| WORKING INTEREST | Nov 20 | 1.2600 | 5,468.46 | 2.14 | 11,727.50 | 0.04291353 | 0.04291452 | 234.70 | 503.28 |
| AD VALOREM TAX | Nov 20 | | | | (158.94) | 0.04291353 | 0.04291452 | | (7.82) |
| CONSERVATION TAX | Nov 20 | | | | (19.50) | 0.04291353 | 0.04291452 | | (0.37) |
| EMERGENCY SCHOOL TAX | Nov 20 | | | | (410.46) | 0.04291353 | 0.04291452 | | (20.16) |
| SEVERANCE TAX | Nov 20 | | | | (384.81) | 0.04291353 | 0.04291452 | | (18.89) |
| WORKING INTEREST | Nov 20 | 1.2600 | 5,468.46 | 2.14 | 11,727.50 | 0.00063359 | 0.00063355 | 3.47 | 7.43 |
| AD VALOREM TAX | Nov 20 | | | | (158.94) | 0.00063359 | 0.00063355 | | (0.12) |
| CONSERVATION TAX | Nov 20 | | | | (19.50) | 0.00063359 | 0.00063355 | | (0.01) |
| EMERGENCY SCHOOL TAX | Nov 20 | | | | (410.46) | 0.00063359 | 0.00063355 | | (0.30) |
| SEVERANCE TAX | Nov 20 | | | | (384.81) | 0.00063359 | 0.00063355 | | (0.28) |
| Total GAS | | | | | | | | 238.17 | 443.76 |

OIL

| | | | | | | | | | |
|----------------------|--------|--------|----------|-------|------------|------------|------------|--------|----------|
| WORKING INTEREST | Nov 20 | 1.0000 | 3,955.97 | 39.09 | 154,643.44 | 0.04291353 | 0.04291358 | 169.78 | 6,636.30 |
| AD VALOREM TAX | Nov 20 | | | | (2,095.86) | 0.04291353 | 0.04291358 | | (102.81) |
| CONSERVATION TAX | Nov 20 | | | | (257.09) | 0.04291353 | 0.04291358 | | (12.63) |
| EMERGENCY SCHOOL TAX | Nov 20 | | | | (4,262.36) | 0.04291353 | 0.04291358 | | (209.07) |
| SEVERANCE TAX | Nov 20 | | | | (5,074.24) | 0.04291353 | 0.04291358 | | (248.89) |
| WORKING INTEREST | Nov 20 | 1.0000 | 3,955.97 | 39.09 | 154,643.44 | 0.00063359 | 0.00063359 | 2.51 | 97.98 |
| AD VALOREM TAX | Nov 20 | | | | (2,095.86) | 0.00063359 | 0.00063359 | | (1.52) |
| CONSERVATION TAX | Nov 20 | | | | (257.09) | 0.00063359 | 0.00063359 | | (0.19) |
| EMERGENCY SCHOOL TAX | Nov 20 | | | | (4,262.36) | 0.00063359 | 0.00063359 | | (3.09) |
| SEVERANCE TAX | Nov 20 | | | | (5,074.24) | 0.00063359 | 0.00063359 | | (3.67) |
| Total OIL | | | | | | | | 172.29 | 6,152.41 |
| Total Property | | | | | | | | | 6,696.17 |

Represented Unit of Measure: Gas = MCFs, Plant Products = GALS, Oil = BBLs

Generated on Tuesday, November 2, 2021 1:46 PM

© 2021 Enverus. All rights reserved. Unauthorized use prohibited.

www.enveruslink.com

Page 3 of 13

003

004

Check Number 1125420

Owner 035904 TOM M RAGSDALE

Operator MEWBOURNE OIL COMPANY

| | Type | Production Date | Property Values | | | | Owner Share | | | |
|-----------|----------------------|-----------------------------------|-----------------|----------|-------|------------|----------------|-----------------------|--------|----------|
| | | | BTU | Volume | Price | Value | Owner Interest | Distribution Interest | Volume | Value |
| Property: | 62776000 | IBEX 10 B30B FED COM 1H NM 025 | | | | | | | | |
| GAS | | | | | | | | | | |
| | WORKING INTEREST | Nov 20 | 1.0000 | 0.00 | | (121.74) | 0.03109320 | 0.03104978 | 0.00 | (3.78) |
| | PRODUCTION TAX | Nov 20 | | | | 11.55 | 0.03109320 | 0.03104978 | | 0.36 |
| | WORKING INTEREST | Nov 20 | 1.0000 | 0.00 | | (121.74) | 0.00115751 | 0.00114999 | 0.00 | (0.14) |
| | PRODUCTION TAX | Nov 20 | | | | 11.55 | 0.00115751 | 0.00114999 | | 0.01 |
| | WORKING INTEREST | Nov 20 | 1.2600 | 1,728.33 | 2.14 | 3,706.53 | 0.02576796 | 0.02577613 | 44.56 | 95.54 |
| | AD VALOREM TAX | Nov 20 | | | | (50.23) | 0.02576796 | 0.02577613 | | (1.48) |
| | CONSERVATION TAX | Nov 20 | | | | (6.16) | 0.02576796 | 0.02577613 | | (0.19) |
| | EMERGENCY SCHOOL TAX | Nov 20 | | | | (129.73) | 0.02576796 | 0.02577613 | | (3.83) |
| | PRODUCTION TAX | Nov 20 | | | | 0.00 | 0.02576796 | 0.02577613 | | 0.00 |
| | SEVERANCE TAX | Nov 20 | | | | (121.62) | 0.02576796 | 0.02577613 | | (3.59) |
| | WORKING INTEREST | Nov 20 | 1.2600 | 1,728.33 | 2.14 | 3,706.53 | 0.00086814 | 0.00086874 | 1.50 | 3.22 |
| | AD VALOREM TAX | Nov 20 | | | | (50.23) | 0.00086814 | 0.00086874 | | (0.05) |
| | CONSERVATION TAX | Nov 20 | | | | (6.16) | 0.00086814 | 0.00086874 | | (0.01) |
| | EMERGENCY SCHOOL TAX | Nov 20 | | | | (129.73) | 0.00086814 | 0.00086874 | | (0.13) |
| | PRODUCTION TAX | Nov 20 | | | | 0.00 | 0.00086814 | 0.00086874 | | 0.00 |
| | SEVERANCE TAX | Nov 20 | | | | (121.62) | 0.00086814 | 0.00086874 | | (0.12) |
| | | | | | | | | Total GAS | 46.06 | 85.81 |
| OIL | | | | | | | | | | |
| | WORKING INTEREST | Nov 20 | 1.0000 | 1,308.59 | 39.09 | 51,154.30 | 0.02576796 | 0.02576831 | 33.74 | 1,318.16 |
| | AD VALOREM TAX | Nov 20 | | | | (693.29) | 0.02576796 | 0.02576831 | | (20.43) |
| | CONSERVATION TAX | Nov 20 | | | | (85.04) | 0.02576796 | 0.02576831 | | (2.51) |
| | EMERGENCY SCHOOL TAX | Nov 20 | | | | (1,409.94) | 0.02576796 | 0.02576831 | | (41.55) |
| | PRODUCTION TAX | Nov 20 | | | | 0.00 | 0.02576796 | 0.02576831 | | 0.00 |
| | SEVERANCE TAX | Nov 20 | | | | (1,678.50) | 0.02576796 | 0.02576831 | | (49.45) |
| | WORKING INTEREST | Nov 20 | 1.0000 | 1,308.59 | 39.09 | 51,154.30 | 0.00086814 | 0.00086816 | 1.14 | 44.41 |
| | AD VALOREM TAX | Nov 20 | | | | (693.29) | 0.00086814 | 0.00086816 | | (0.69) |
| | CONSERVATION TAX | Nov 20 | | | | (85.04) | 0.00086814 | 0.00086816 | | (0.08) |
| | EMERGENCY SCHOOL TAX | Nov 20 | | | | (1,409.94) | 0.00086814 | 0.00086816 | | (1.40) |
| | PRODUCTION TAX | Nov 20 | | | | 0.00 | 0.00086814 | 0.00086816 | | 0.00 |
| | SEVERANCE TAX | Nov 20 | | | | (1,678.50) | 0.00086814 | 0.00086816 | | (1.67) |
| | | | | | | | | Total OIL | 34.88 | 1,244.79 |
| | | | | | | | | Total Property | | 1,330.60 |
| Property: | 62906000 | GAZELLE 22 B2MD FED COM 2H NM 025 | | | | | | | | |
| GAS | | | | | | | | | | |
| | WORKING INTEREST | Nov 20 | 1.0000 | 0.00 | | (34.29) | 0.19549819 | 0.19568387 | 0.00 | (6.71) |
| | PRODUCTION TAX | Nov 20 | | | | 3.25 | 0.19549819 | 0.19568387 | | 0.63 |
| | WORKING INTEREST | Nov 20 | 1.0000 | 0.00 | | (34.29) | 0.00149375 | 0.00145815 | 0.00 | (0.05) |
| | PRODUCTION TAX | Nov 20 | | | | 3.25 | 0.00149375 | 0.00145815 | | 0.00 |
| | | | | | | | | Total GAS | 0.00 | (6.13) |

Represented Unit of Measure: Gas = MCFs, Plant Products = GALS, Oil = BBLs

Generated on Tuesday, November 2, 2021 1:46 PM

Page 4 of 13

www.energylink.com

© 2021 Enverus. All rights reserved. Unauthorized use prohibited.

004

005

Check Number 1125420

Owner 035904 TOM M RAGSDALE

Operator MEWBOURNE OIL COMPANY

| | | Type | Production Date | Property Values | | | | Owner Share | | | |
|--|----------------------|--------|-----------------|-----------------|--------|------------|------------|----------------|-----------------------|-----------|-------|
| | | | | BTU | Volume | Price | Value | Owner Interest | Distribution Interest | Volume | Value |
| GAS WELL GAS | | | | | | | | | | | |
| | WORKING INTEREST | Nov 20 | 1.2500 | 964.53 | 2.12 | 2,046.61 | 0.00121401 | 0.00121176 | 1.17 | 2.48 | |
| | AD VALOREM TAX | Nov 20 | | | | (27.74) | 0.00121401 | 0.00121176 | | (0.04) | |
| | CONSERVATION TAX | Nov 20 | | | | (3.40) | 0.00121401 | 0.00121176 | | 0.00 | |
| | EMERGENCY SCHOOL TAX | Nov 20 | | | | (71.63) | 0.00121401 | 0.00121176 | | (0.10) | |
| | SEVERANCE TAX | Nov 20 | | | | (67.15) | 0.00121401 | 0.00121176 | | (0.09) | |
| | WORKING INTEREST | Nov 20 | 1.2500 | 964.53 | 2.12 | 2,046.61 | 0.15501887 | 0.15502709 | 149.55 | 317.28 | |
| | AD VALOREM TAX | Nov 20 | | | | (27.74) | 0.15501887 | 0.15502709 | | (4.93) | |
| | CONSERVATION TAX | Nov 20 | | | | (3.40) | 0.15501887 | 0.15502709 | | (0.62) | |
| | EMERGENCY SCHOOL TAX | Nov 20 | | | | (71.63) | 0.15501887 | 0.15502709 | | (12.74) | |
| | SEVERANCE TAX | Nov 20 | | | | (67.15) | 0.15501887 | 0.15502709 | | (11.95) | |
| Total GAS WELL GAS | | | | | | | | | 150.72 | 289.29 | |
| OIL | | | | | | | | | | | |
| | WORKING INTEREST | Nov 20 | 1.2500 | 2,706.13 | 39.09 | 105,785.75 | 0.15501887 | 0.15501899 | 419.51 | 16,396.80 | |
| | AD VALOREM TAX | Nov 20 | | | | (1,433.70) | 0.15501887 | 0.15501899 | | (254.04) | |
| | CONSERVATION TAX | Nov 20 | | | | (175.87) | 0.15501887 | 0.15501899 | | (31.19) | |
| | EMERGENCY SCHOOL TAX | Nov 20 | | | | (2,915.72) | 0.15501887 | 0.15501899 | | (516.57) | |
| | SEVERANCE TAX | Nov 20 | | | | (3,471.09) | 0.15501887 | 0.15501899 | | (614.93) | |
| | WORKING INTEREST | Nov 20 | 1.2500 | 2,706.13 | 39.09 | 105,785.75 | 0.00121401 | 0.00121406 | 3.29 | 128.43 | |
| | AD VALOREM TAX | Nov 20 | | | | (1,433.70) | 0.00121401 | 0.00121406 | | (1.99) | |
| | CONSERVATION TAX | Nov 20 | | | | (175.87) | 0.00121401 | 0.00121406 | | (0.24) | |
| | EMERGENCY SCHOOL TAX | Nov 20 | | | | (2,915.72) | 0.00121401 | 0.00121406 | | (4.05) | |
| | SEVERANCE TAX | Nov 20 | | | | (3,471.09) | 0.00121401 | 0.00121406 | | (4.82) | |
| Total OIL | | | | | | | | | 422.80 | 15,099.40 | |
| Total Property | | | | | | | | | | 15,382.56 | |
| Property: 62907000 GAZELLE 22 B2NC FED COM 2H NM 025 | | | | | | | | | | | |
| GAS WELL GAS | | | | | | | | | | | |
| | OVERRIDING ROYALTY | Nov 20 | 1.2500 | 11,197.39 | 2.12 | 23,759.42 | 0.00802318 | 0.00802334 | 89.84 | 190.63 | |
| | AD VALOREM TAX | Nov 20 | | | | (322.01) | 0.00802318 | 0.00802334 | | (2.95) | |
| | CONSERVATION TAX | Nov 20 | | | | (39.50) | 0.00802318 | 0.00802334 | | (0.36) | |
| | EMERGENCY SCHOOL TAX | Nov 20 | | | | (831.58) | 0.00802318 | 0.00802334 | | (7.63) | |
| | SEVERANCE TAX | Nov 20 | | | | (779.61) | 0.00802318 | 0.00802334 | | (7.15) | |
| | OVERRIDING ROYALTY | Nov 20 | 1.2500 | 11,197.39 | 2.12 | 23,759.42 | 0.00009432 | 0.00009470 | 1.07 | 2.25 | |
| | AD VALOREM TAX | Nov 20 | | | | (322.01) | 0.00009432 | 0.00009470 | | (0.01) | |
| | CONSERVATION TAX | Nov 20 | | | | (39.50) | 0.00009432 | 0.00009470 | | 0.00 | |
| | EMERGENCY SCHOOL TAX | Nov 20 | | | | (831.58) | 0.00009432 | 0.00009470 | | (0.06) | |
| | SEVERANCE TAX | Nov 20 | | | | (779.61) | 0.00009432 | 0.00009470 | | (0.06) | |
| Total GAS WELL GAS | | | | | | | | | 90.91 | 174.66 | |
| OIL | | | | | | | | | | | |
| | OVERRIDING ROYALTY | Nov 20 | | 6,771.88 | 39.09 | 264,720.62 | 0.00802318 | 0.00802318 | 54.33 | 2,123.90 | |
| | AD VALOREM TAX | Nov 20 | | | | (3,587.73) | 0.00802318 | 0.00802318 | | (32.90) | |
| | CONSERVATION TAX | Nov 20 | | | | (440.10) | 0.00802318 | 0.00802318 | | (4.04) | |
| | EMERGENCY SCHOOL TAX | Nov 20 | | | | (7,296.36) | 0.00802318 | 0.00802318 | | (66.90) | |

Represented Unit of Measure: Gas = MCFs, Plant Products = GALS, Oil = BBLs

Generated on Tuesday, November 2, 2021 1:46 PM

Page 5 of 13

www.energylink.com

© 2021 Enverus. All rights reserved. Unauthorized use prohibited.

005

006

Check Number 1125420

Owner 035904 TOM M RAGSDALE

Operator MEWBOURNE OIL COMPANY

| Type | Production Date | Property Values | | | | Owner Share | | | |
|----------------------|-----------------|-----------------|----------|-------|------------|----------------|-----------------------|--------|----------|
| | | BTU | Volume | Price | Value | Owner Interest | Distribution Interest | Volume | Value |
| SEVERANCE TAX | Nov 20 | | | | (8,686.15) | 0.00802318 | 0.00802318 | | (79.65) |
| OVERRIDING ROYALTY | Nov 20 | | 5,771.88 | 39.09 | 254,720.62 | 0.00009432 | 0.00009440 | 0.61 | 24.99 |
| AD VALOREM TAX | Nov 20 | | | | (3,587.73) | 0.00009432 | 0.00009440 | | (0.39) |
| CONSERVATION TAX | Nov 20 | | | | (440.10) | 0.00009432 | 0.00009440 | | (0.01) |
| EMERGENCY SCHOOL TAX | Nov 20 | | | | (7,296.36) | 0.00009432 | 0.00009440 | | (0.76) |
| SEVERANCE TAX | Nov 20 | | | | (8,686.15) | 0.00009432 | 0.00009440 | | (0.89) |
| Total OIL | | | | | | | | 54.94 | 1,983.35 |
| Total Property | | | | | | | | | 2,138.01 |

Property: 62915000

CREEDENCE 21/16 W0ED ST COM 2H NM 015

GAS WELL GAS

| | | | | | | | | | |
|----------------------|--------|--------|--------------|------|--------------|------------|------------|----------|----------|
| WORKING INTEREST | Nov 20 | 1.3300 | 16,753.41 | 2.85 | 47,777.34 | 0.00477272 | 0.00477276 | 79.96 | 228.03 |
| AD VALOREM TAX | Nov 20 | | | | (479.22) | 0.00477272 | 0.00477276 | | (2.58) |
| CONSERVATION TAX | Nov 20 | | | | (80.69) | 0.00477272 | 0.00477276 | | (0.44) |
| EMERGENCY SCHOOL TAX | Nov 20 | | | | (1,698.75) | 0.00477272 | 0.00477276 | | (9.13) |
| SEVERANCE TAX | Nov 20 | | | | (1,592.58) | 0.00477272 | 0.00477276 | | (8.56) |
| WORKING INTEREST | May 20 | 1.3800 | 30,170.55 | 1.61 | 48,427.48 | 0.00477272 | 0.00477200 | 144.00 | 231.13 |
| AD VALOREM TAX | May 20 | | | | (486.13) | 0.00477272 | 0.00477200 | | (2.62) |
| CONSERVATION TAX | May 20 | | | | (81.79) | 0.00477272 | 0.00477200 | | (0.44) |
| EMERGENCY SCHOOL TAX | May 20 | | | | (1,721.87) | 0.00477272 | 0.00477200 | | (9.25) |
| SEVERANCE TAX | May 20 | | | | (1,614.25) | 0.00477272 | 0.00477200 | | (8.67) |
| WORKING INTEREST | May 20 | 1.3800 | (30,170.55) | 1.61 | (48,427.48) | 0.00477272 | 0.00477200 | (144.00) | (231.13) |
| AD VALOREM TAX | May 20 | | | | 486.13 | 0.00477272 | 0.00477200 | | 2.61 |
| CONSERVATION TAX | May 20 | | | | 81.79 | 0.00477272 | 0.00477200 | | 0.44 |
| EMERGENCY SCHOOL TAX | May 20 | | | | 1,721.87 | 0.00477272 | 0.00477200 | | 9.25 |
| SEVERANCE TAX | May 20 | | | | 1,614.25 | 0.00477272 | 0.00477200 | | 8.67 |
| WORKING INTEREST | Mar 20 | 1.3800 | 50,119.45 | 0.44 | 22,249.63 | 0.00477272 | 0.00477266 | 239.21 | 106.19 |
| AD VALOREM TAX | Mar 20 | | | | (223.35) | 0.00477272 | 0.00477266 | | (1.20) |
| CONSERVATION TAX | Mar 20 | | | | (37.58) | 0.00477272 | 0.00477266 | | (0.21) |
| EMERGENCY SCHOOL TAX | Mar 20 | | | | (781.10) | 0.00477272 | 0.00477266 | | (4.25) |
| SEVERANCE TAX | Mar 20 | | | | (741.65) | 0.00477272 | 0.00477266 | | (3.99) |
| WORKING INTEREST | Mar 20 | 1.3800 | (50,119.45) | 0.40 | (20,160.34) | 0.00477272 | 0.00477274 | (239.21) | (96.22) |
| AD VALOREM TAX | Mar 20 | | | | 202.37 | 0.00477272 | 0.00477274 | | 1.09 |
| CONSERVATION TAX | Mar 20 | | | | 34.05 | 0.00477272 | 0.00477274 | | 0.19 |
| EMERGENCY SCHOOL TAX | Mar 20 | | | | 716.81 | 0.00477272 | 0.00477274 | | 3.85 |
| SEVERANCE TAX | Mar 20 | | | | 672.01 | 0.00477272 | 0.00477274 | | 3.61 |
| WORKING INTEREST | Jan 20 | 1.3700 | 100,660.97 | 1.76 | 177,632.36 | 0.00477272 | 0.00477200 | 480.43 | 847.79 |
| AD VALOREM TAX | Jan 20 | | | | (1,783.11) | 0.00477272 | 0.00477200 | | (9.58) |
| CONSERVATION TAX | Jan 20 | | | | (300.00) | 0.00477272 | 0.00477200 | | (1.62) |
| EMERGENCY SCHOOL TAX | Jan 20 | | | | (6,315.82) | 0.00477272 | 0.00477200 | | (33.91) |
| SEVERANCE TAX | Jan 20 | | | | (5,921.08) | 0.00477272 | 0.00477200 | | (31.80) |
| WORKING INTEREST | Jan 20 | 1.3700 | (100,660.97) | 1.76 | (177,632.36) | 0.00477272 | 0.00477200 | (480.42) | (847.79) |
| AD VALOREM TAX | Jan 20 | | | | 1,783.11 | 0.00477272 | 0.00477200 | | 9.58 |
| CONSERVATION TAX | Jan 20 | | | | 300.00 | 0.00477272 | 0.00477200 | | 1.61 |

Represented Unit of Measure: Gas = MCFs, Plant Products = GALS, Oil = BBLs

www.energylink.com

Generated on Tuesday, November 2, 2021 1:48 PM

Page 6 of 13

© 2021 Enverus. All rights reserved. Unauthorized use prohibited.

006

007

| Check Number 1125420 | | Owner 035904 TOM M RAGSDALE | | Operator MEWBOURNE OIL COMPANY | | | | | |
|----------------------|-----------------|-----------------------------|-------------|--------------------------------|----------------|----------------|-----------------------|----------|------------|
| Type | Production Date | Property Values | | | | Owner Share | | | |
| | | BTU | Volume | Price | Value | Owner Interest | Distribution Interest | Volume | Value |
| EMERGENCY SCHOOL TAX | Jan 20 | | | | 6,315.82 | 0.00477272 | 0.00477200 | | 33.91 |
| SEVERANCE TAX | Jan 20 | | | | 5,921.08 | 0.00477272 | 0.00477200 | | 31.79 |
| Total GAS WELL GAS | | | | | | | | 79.97 | 216.36 |
| OIL | | | | | | | | | |
| WORKING INTEREST | Nov 20 | | 7,534.14 | 38.69 | 291,464.58 | 0.00477272 | 0.00477200 | 35.96 | 1,391.08 |
| AD VALOREM TAX | Nov 20 | | | | (2,923.45) | 0.00477272 | 0.00477200 | | (15.70) |
| CONSERVATION TAX | Nov 20 | | | | (492.25) | 0.00477272 | 0.00477200 | | (2.65) |
| EMERGENCY SCHOOL TAX | Nov 20 | | | | (8,161.01) | 0.00477272 | 0.00477200 | | (43.82) |
| SEVERANCE TAX | Nov 20 | | | | (9,715.49) | 0.00477272 | 0.00477200 | | (52.17) |
| WORKING INTEREST | Nov 20 | | (7,534.14) | 38.69 | (291,464.58) | 0.00477272 | 0.00477200 | (35.96) | (1,391.08) |
| AD VALOREM TAX | Nov 20 | | | | 2,923.45 | 0.00477272 | 0.00477200 | | 15.70 |
| CONSERVATION TAX | Nov 20 | | | | 492.25 | 0.00477272 | 0.00477200 | | 2.65 |
| EMERGENCY SCHOOL TAX | Nov 20 | | | | 8,161.01 | 0.00477272 | 0.00477200 | | 43.82 |
| SEVERANCE TAX | Nov 20 | | | | 9,715.49 | 0.00477272 | 0.00477200 | | 52.17 |
| WORKING INTEREST | Nov 20 | | 7,534.14 | 38.69 | 291,464.58 | 0.00477272 | 0.00477272 | 35.96 | 1,391.08 |
| AD VALOREM TAX | Nov 20 | | | | (2,923.45) | 0.00477272 | 0.00477272 | | (15.70) |
| CONSERVATION TAX | Nov 20 | | | | (492.25) | 0.00477272 | 0.00477272 | | (2.65) |
| EMERGENCY SCHOOL TAX | Nov 20 | | | | (8,161.01) | 0.00477272 | 0.00477272 | | (43.82) |
| SEVERANCE TAX | Nov 20 | | | | (9,715.49) | 0.00477272 | 0.00477272 | | (52.17) |
| WORKING INTEREST | Mar 20 | | 24,230.38 | 28.61 | 693,236.02 | 0.00477272 | 0.00477200 | 115.65 | 3,308.62 |
| AD VALOREM TAX | Mar 20 | | | | (6,958.86) | 0.00477272 | 0.00477200 | | (37.37) |
| CONSERVATION TAX | Mar 20 | | | | (1,170.80) | 0.00477272 | 0.00477200 | | (6.29) |
| EMERGENCY SCHOOL TAX | Mar 20 | | | | (19,410.61) | 0.00477272 | 0.00477200 | | (104.22) |
| SEVERANCE TAX | Mar 20 | | | | (23,107.87) | 0.00477272 | 0.00477200 | | (124.08) |
| WORKING INTEREST | Mar 20 | | (24,230.38) | 28.61 | (693,236.02) | 0.00477272 | 0.00477200 | (115.64) | (3,308.62) |
| AD VALOREM TAX | Mar 20 | | | | 6,958.86 | 0.00477272 | 0.00477200 | | 37.37 |
| CONSERVATION TAX | Mar 20 | | | | 1,170.80 | 0.00477272 | 0.00477200 | | 6.29 |
| EMERGENCY SCHOOL TAX | Mar 20 | | | | 19,410.61 | 0.00477272 | 0.00477200 | | 104.22 |
| SEVERANCE TAX | Mar 20 | | | | 23,107.87 | 0.00477272 | 0.00477200 | | 124.07 |
| WORKING INTEREST | Oct 20 | | 27,544.73 | 38.98 | 1,073,573.30 | 0.00477272 | 0.00477200 | 131.46 | 5,123.87 |
| AD VALOREM TAX | Oct 20 | | | | (10,768.18) | 0.00477272 | 0.00477200 | | (57.82) |
| CONSERVATION TAX | Oct 20 | | | | (1,813.15) | 0.00477272 | 0.00477200 | | (9.74) |
| EMERGENCY SCHOOL TAX | Oct 20 | | | | (30,060.05) | 0.00477272 | 0.00477200 | | (161.41) |
| SEVERANCE TAX | Oct 20 | | | | (35,785.78) | 0.00477272 | 0.00477200 | | (192.15) |
| WORKING INTEREST | Oct 20 | | (27,544.73) | 38.98 | (1,073,573.30) | 0.00477272 | 0.00477200 | (131.46) | (5,123.87) |
| AD VALOREM TAX | Oct 20 | | | | 10,768.18 | 0.00477272 | 0.00477200 | | 57.82 |
| CONSERVATION TAX | Oct 20 | | | | 1,813.15 | 0.00477272 | 0.00477200 | | 9.74 |
| EMERGENCY SCHOOL TAX | Oct 20 | | | | 30,060.05 | 0.00477272 | 0.00477200 | | 161.40 |
| SEVERANCE TAX | Oct 20 | | | | 35,785.78 | 0.00477272 | 0.00477200 | | 192.15 |
| WORKING INTEREST | Jun 20 | | 29,164.01 | 29.77 | 868,185.25 | 0.00477272 | 0.00477200 | 139.20 | 4,143.61 |
| AD VALOREM TAX | Jun 20 | | | | (8,715.04) | 0.00477272 | 0.00477200 | | (46.80) |
| CONSERVATION TAX | Jun 20 | | | | (1,466.27) | 0.00477272 | 0.00477200 | | (7.88) |
| EMERGENCY SCHOOL TAX | Jun 20 | | | | (24,308.18) | 0.00477272 | 0.00477200 | | (130.53) |
| SEVERANCE TAX | Jun 20 | | | | (28,939.51) | 0.00477272 | 0.00477200 | | (155.39) |

Represented Unit of Measure: Gas = MCFs, Plant Products = GALs, Oil = BBLs

www.energylink.com

Generated on Tuesday, November 2, 2021 1:46 PM

Page 7 of 13

© 2021 Enverus. All rights reserved. Unauthorized use prohibited.

007

008

Check Number 1125420

Owner 035904 TOM M RAGSDALE

Operator MEWBOURNE OIL COMPANY

| Type | Production Date | Property Values | | | | Owner Share | | | |
|----------------------|-----------------|-----------------|-------------|-------|--------------|----------------|-----------------------|----------|------------|
| | | BTU | Volume | Price | Value | Owner Interest | Distribution Interest | Volume | Value |
| WORKING INTEREST | Jun 20 | | (29,164.01) | 29.77 | (866,185.25) | 0.00477272 | 0.00477200 | (139.20) | (4,143.60) |
| AD VALOREM TAX | Jun 20 | | | | 8,715.04 | 0.00477272 | 0.00477200 | | 46.80 |
| CONSERVATION TAX | Jun 20 | | | | 1,466.27 | 0.00477272 | 0.00477200 | | 7.86 |
| EMERGENCY SCHOOL TAX | Jun 20 | | | | 24,309.19 | 0.00477272 | 0.00477200 | | 130.53 |
| SEVERANCE TAX | Jun 20 | | | | 28,939.51 | 0.00477272 | 0.00477200 | | 155.39 |
| WORKING INTEREST | Sep 20 | 33,333.37 | | 38.74 | 1,291,453.28 | 0.00477272 | 0.00477200 | 159.09 | 6,163.74 |
| AD VALOREM TAX | Sep 20 | | | | (12,953.56) | 0.00477272 | 0.00477200 | | (69.56) |
| CONSERVATION TAX | Sep 20 | | | | (2,181.12) | 0.00477272 | 0.00477200 | | (11.71) |
| EMERGENCY SCHOOL TAX | Sep 20 | | | | (36,160.69) | 0.00477272 | 0.00477200 | | (194.16) |
| SEVERANCE TAX | Sep 20 | | | | (43,048.44) | 0.00477272 | 0.00477200 | | (231.14) |
| WORKING INTEREST | Sep 20 | (33,333.37) | | 38.74 | 1,291,453.28 | 0.00477272 | 0.00477200 | (159.09) | (6,163.74) |
| AD VALOREM TAX | Sep 20 | | | | 12,953.56 | 0.00477272 | 0.00477200 | | 69.55 |
| CONSERVATION TAX | Sep 20 | | | | 2,181.12 | 0.00477272 | 0.00477200 | | 11.71 |
| EMERGENCY SCHOOL TAX | Sep 20 | | | | 36,160.69 | 0.00477272 | 0.00477200 | | 194.16 |
| SEVERANCE TAX | Sep 20 | | | | 43,048.44 | 0.00477272 | 0.00477200 | | 231.14 |
| WORKING INTEREST | Aug 20 | 37,080.00 | | 38.83 | 1,439,986.90 | 0.00477272 | 0.00477200 | 176.97 | 6,872.65 |
| AD VALOREM TAX | Aug 20 | | | | (14,454.91) | 0.00477272 | 0.00477200 | | (77.62) |
| CONSERVATION TAX | Aug 20 | | | | (2,431.98) | 0.00477272 | 0.00477200 | | (13.06) |
| EMERGENCY SCHOOL TAX | Aug 20 | | | | (40,319.63) | 0.00477272 | 0.00477200 | | (216.49) |
| SEVERANCE TAX | Aug 20 | | | | (47,999.56) | 0.00477272 | 0.00477200 | | (257.73) |
| WORKING INTEREST | Aug 20 | (37,080.00) | | 38.83 | 1,439,986.90 | 0.00477272 | 0.00477200 | (176.97) | (6,872.65) |
| AD VALOREM TAX | Aug 20 | | | | 14,454.91 | 0.00477272 | 0.00477200 | | 77.61 |
| CONSERVATION TAX | Aug 20 | | | | 2,431.98 | 0.00477272 | 0.00477200 | | 13.06 |
| EMERGENCY SCHOOL TAX | Aug 20 | | | | 40,319.63 | 0.00477272 | 0.00477200 | | 216.49 |
| SEVERANCE TAX | Aug 20 | | | | 47,999.56 | 0.00477272 | 0.00477200 | | 257.73 |
| WORKING INTEREST | Feb 20 | 42,433.58 | | 49.17 | 2,086,408.21 | 0.00477272 | 0.00477200 | 202.53 | 9,957.84 |
| AD VALOREM TAX | Feb 20 | | | | (20,943.83) | 0.00477272 | 0.00477200 | | (112.46) |
| CONSERVATION TAX | Feb 20 | | | | (3,523.71) | 0.00477272 | 0.00477200 | | (18.93) |
| EMERGENCY SCHOOL TAX | Feb 20 | | | | (58,419.43) | 0.00477272 | 0.00477200 | | (313.67) |
| SEVERANCE TAX | Feb 20 | | | | (69,546.94) | 0.00477272 | 0.00477200 | | (373.42) |
| WORKING INTEREST | Feb 20 | (42,433.58) | | 49.17 | 2,086,408.21 | 0.00477272 | 0.00477200 | (202.52) | (9,957.84) |
| AD VALOREM TAX | Feb 20 | | | | 20,943.83 | 0.00477272 | 0.00477200 | | 112.45 |
| CONSERVATION TAX | Feb 20 | | | | 3,523.71 | 0.00477272 | 0.00477200 | | 18.92 |
| EMERGENCY SCHOOL TAX | Feb 20 | | | | 58,419.43 | 0.00477272 | 0.00477200 | | 313.67 |
| SEVERANCE TAX | Feb 20 | | | | 69,546.94 | 0.00477272 | 0.00477200 | | 373.42 |
| Total OIL | | | | | | | | 35.98 | 1,276.69 |
| Total Property | | | | | | | | | 1,493.04 |

Property: 82916000

CREEDENCE 21/16 W1ED ST COM 1H NM 015

GAS WELL GAS

| | | | | | | | | | |
|----------------------|--------|--------|-----------|------|------------|------------|------------|--------|---------|
| WORKING INTEREST | Nov 20 | 1.3300 | 23,075.77 | 2.85 | 65,807.44 | 0.00477272 | 0.00477271 | 110.13 | 314.08 |
| AD VALOREM TAX | Nov 20 | | | | (660.06) | 0.00477272 | 0.00477271 | | (3.55) |
| CONSERVATION TAX | Nov 20 | | | | (111.14) | 0.00477272 | 0.00477271 | | (0.60) |
| EMERGENCY SCHOOL TAX | Nov 20 | | | | (2,339.82) | 0.00477272 | 0.00477271 | | (12.57) |

Represented Unit of Measure: Gas = MCFs, Plant Products = GALs, Oil = BBLs

www.energylink.com

Generated on Tuesday, November 2, 2021 1:46 PM

Page 8 of 13

© 2021 Enverus. All rights reserved. Unauthorized use prohibited.

008

009

Check Number 1125420

Owner 035904 TOM M RAGSDALE

Operator MEWBOURNE OIL COMPANY

| Type | Production Date | Property Values | | | | Owner Share | | | |
|----------------------|-----------------|-----------------|-------------|-------|--------------|----------------|-----------------------|----------|----------|
| | | BTU | Volume | Price | Value | Owner Interest | Distribution Interest | Volume | Value |
| SEVERANCE TAX | Nov 20 | | | | (2,193.58) | 0.00477272 | 0.00477271 | | (11.78) |
| WORKING INTEREST | Nov 19 | 1.2800 | 40,851.37 | 2.07 | 84,759.23 | 0.00477272 | 0.00477200 | 194.97 | 404.53 |
| AD VALOREM TAX | Nov 19 | | | | (852.72) | 0.00477272 | 0.00477200 | | (4.58) |
| CONSERVATION TAX | Nov 19 | | | | (143.15) | 0.00477272 | 0.00477200 | | (0.77) |
| EMERGENCY SCHOOL TAX | Nov 19 | | | | (3,013.66) | 0.00477272 | 0.00477200 | | (16.19) |
| SEVERANCE TAX | Nov 19 | | | | (2,825.31) | 0.00477272 | 0.00477200 | | (15.17) |
| WORKING INTEREST | Nov 19 | 1.2800 | (40,851.37) | 2.07 | (84,759.23) | 0.00477272 | 0.00477200 | (194.97) | (404.53) |
| AD VALOREM TAX | Nov 19 | | | | 852.72 | 0.00477272 | 0.00477200 | | 4.58 |
| CONSERVATION TAX | Nov 19 | | | | 143.15 | 0.00477272 | 0.00477200 | | 0.77 |
| EMERGENCY SCHOOL TAX | Nov 19 | | | | 3,013.66 | 0.00477272 | 0.00477200 | | 16.18 |
| SEVERANCE TAX | Nov 19 | | | | 2,825.31 | 0.00477272 | 0.00477200 | | 15.17 |
| WORKING INTEREST | Mar 20 | 1.3800 | (51,366.06) | 0.40 | (20,661.78) | 0.00477272 | 0.00477200 | (245.16) | (98.61) |
| AD VALOREM TAX | Mar 20 | | | | 207.41 | 0.00477272 | 0.00477200 | | 1.12 |
| CONSERVATION TAX | Mar 20 | | | | 34.90 | 0.00477272 | 0.00477200 | | 0.19 |
| EMERGENCY SCHOOL TAX | Mar 20 | | | | 734.64 | 0.00477272 | 0.00477200 | | 3.95 |
| SEVERANCE TAX | Mar 20 | | | | 688.73 | 0.00477272 | 0.00477200 | | 3.70 |
| WORKING INTEREST | Mar 20 | 1.3800 | 51,366.06 | 0.44 | 22,803.05 | 0.00477272 | 0.00477261 | 245.16 | 108.83 |
| AD VALOREM TAX | Mar 20 | | | | (228.90) | 0.00477272 | 0.00477261 | | (1.23) |
| CONSERVATION TAX | Mar 20 | | | | (38.51) | 0.00477272 | 0.00477261 | | (0.21) |
| EMERGENCY SCHOOL TAX | Mar 20 | | | | (810.78) | 0.00477272 | 0.00477261 | | (4.36) |
| SEVERANCE TAX | Mar 20 | | | | (760.10) | 0.00477272 | 0.00477261 | | (4.09) |
| WORKING INTEREST | Mar 20 | 1.3800 | 51,366.06 | 0.40 | 20,661.78 | 0.00477272 | 0.00477300 | 245.16 | 98.62 |
| AD VALOREM TAX | Mar 20 | | | | (207.41) | 0.00477272 | 0.00477300 | | (1.12) |
| CONSERVATION TAX | Mar 20 | | | | (34.90) | 0.00477272 | 0.00477300 | | (0.19) |
| EMERGENCY SCHOOL TAX | Mar 20 | | | | (734.64) | 0.00477272 | 0.00477300 | | (3.95) |
| SEVERANCE TAX | Mar 20 | | | | (688.73) | 0.00477272 | 0.00477300 | | (3.70) |
| WORKING INTEREST | Mar 20 | 1.3800 | (51,366.06) | 0.40 | (20,661.78) | 0.00477272 | 0.00477306 | (245.16) | (98.62) |
| AD VALOREM TAX | Mar 20 | | | | 207.41 | 0.00477272 | 0.00477306 | | 1.12 |
| CONSERVATION TAX | Mar 20 | | | | 34.90 | 0.00477272 | 0.00477306 | | 0.19 |
| EMERGENCY SCHOOL TAX | Mar 20 | | | | 734.64 | 0.00477272 | 0.00477306 | | 3.95 |
| SEVERANCE TAX | Mar 20 | | | | 688.73 | 0.00477272 | 0.00477306 | | 3.70 |
| WORKING INTEREST | Jan 20 | 1.3700 | 91,635.72 | 1.76 | 161,705.87 | 0.00477272 | 0.00477200 | 437.35 | 771.78 |
| AD VALOREM TAX | Jan 20 | | | | (1,623.24) | 0.00477272 | 0.00477200 | | (8.72) |
| CONSERVATION TAX | Jan 20 | | | | (273.10) | 0.00477272 | 0.00477200 | | (1.47) |
| EMERGENCY SCHOOL TAX | Jan 20 | | | | (5,749.54) | 0.00477272 | 0.00477200 | | (30.87) |
| SEVERANCE TAX | Jan 20 | | | | (5,390.20) | 0.00477272 | 0.00477200 | | (28.95) |
| WORKING INTEREST | Jan 20 | 1.3700 | (91,635.72) | 1.76 | (161,705.87) | 0.00477272 | 0.00477200 | (437.35) | (771.78) |
| AD VALOREM TAX | Jan 20 | | | | 1,623.24 | 0.00477272 | 0.00477200 | | 8.72 |
| CONSERVATION TAX | Jan 20 | | | | 273.10 | 0.00477272 | 0.00477200 | | 1.47 |
| EMERGENCY SCHOOL TAX | Jan 20 | | | | 5,749.54 | 0.00477272 | 0.00477200 | | 30.87 |
| SEVERANCE TAX | Jan 20 | | | | 5,390.20 | 0.00477272 | 0.00477200 | | 28.94 |
| Total GAS WELL GAS | | | | | | | | 110.13 | 294.85 |
| OIL | | | | | | | | | |
| WORKING INTEREST | Nov 20 | | 11,908.39 | 38.69 | 460,686.14 | 0.00477272 | 0.00477200 | 56.84 | 2,198.73 |

Represented Unit of Measure: Gas = MCFs, Plant Products = GALS, Oil = BBLs

www.energylink.com

Generated on Tuesday, November 2, 2021 1:46 PM

Page 9 of 13

© 2021 Enverus. All rights reserved. Unauthorized use prohibited.

009

010

Check Number 1125420

Owner 035904 TOM M RAGSDALE

Operator MEWBOURNE OIL COMPANY

| Type | Production Date | Property Values | | | | Owner Share | | | |
|----------------------|-----------------|-----------------|-------------|-------|----------------|----------------|-----------------------|----------|------------|
| | | BTU | Volume | Price | Value | Owner Interest | Distribution Interest | Volume | Value |
| AD VALOREM TAX | Nov 20 | | | | (4,620.78) | 0.00477272 | 0.00477200 | | (24.81) |
| CONSERVATION TAX | Nov 20 | | | | (778.05) | 0.00477272 | 0.00477200 | | (4.18) |
| EMERGENCY SCHOOL TAX | Nov 20 | | | | (12,899.21) | 0.00477272 | 0.00477200 | | (69.26) |
| SEVERANCE TAX | Nov 20 | | | | (15,356.20) | 0.00477272 | 0.00477200 | | (82.46) |
| WORKING INTEREST | Nov 20 | | (11,908.39) | 38.69 | (460,686.14) | 0.00477272 | 0.00477200 | (56.84) | (2,188.73) |
| AD VALOREM TAX | Nov 20 | | | | 4,620.78 | 0.00477272 | 0.00477200 | | 24.81 |
| CONSERVATION TAX | Nov 20 | | | | 778.05 | 0.00477272 | 0.00477200 | | 4.18 |
| EMERGENCY SCHOOL TAX | Nov 20 | | | | 12,899.21 | 0.00477272 | 0.00477200 | | 69.26 |
| SEVERANCE TAX | Nov 20 | | | | 15,356.20 | 0.00477272 | 0.00477200 | | 82.46 |
| WORKING INTEREST | Nov 20 | | 11,908.39 | 38.69 | 460,686.14 | 0.00477272 | 0.00477273 | 56.84 | 2,188.73 |
| AD VALOREM TAX | Nov 20 | | | | (4,620.78) | 0.00477272 | 0.00477273 | | (24.81) |
| CONSERVATION TAX | Nov 20 | | | | (778.05) | 0.00477272 | 0.00477273 | | (4.18) |
| EMERGENCY SCHOOL TAX | Nov 20 | | | | (12,899.21) | 0.00477272 | 0.00477273 | | (69.26) |
| SEVERANCE TAX | Nov 20 | | | | (15,356.20) | 0.00477272 | 0.00477273 | | (82.46) |
| WORKING INTEREST | Mar 20 | | 24,132.96 | 28.61 | 690,448.81 | 0.00477272 | 0.00477200 | 115.18 | 3,295.32 |
| AD VALOREM TAX | Mar 20 | | | | (6,930.88) | 0.00477272 | 0.00477200 | | (37.22) |
| CONSERVATION TAX | Mar 20 | | | | (1,166.09) | 0.00477272 | 0.00477200 | | (6.27) |
| EMERGENCY SCHOOL TAX | Mar 20 | | | | (19,332.57) | 0.00477272 | 0.00477200 | | (103.81) |
| SEVERANCE TAX | Mar 20 | | | | (23,014.96) | 0.00477272 | 0.00477200 | | (123.58) |
| WORKING INTEREST | Mar 20 | | (24,132.96) | 28.61 | (690,448.81) | 0.00477272 | 0.00477200 | (115.18) | (3,295.32) |
| AD VALOREM TAX | Mar 20 | | | | 6,930.88 | 0.00477272 | 0.00477200 | | 37.22 |
| CONSERVATION TAX | Mar 20 | | | | 1,166.09 | 0.00477272 | 0.00477200 | | 6.27 |
| EMERGENCY SCHOOL TAX | Mar 20 | | | | 19,332.57 | 0.00477272 | 0.00477200 | | 103.80 |
| SEVERANCE TAX | Mar 20 | | | | 23,014.96 | 0.00477272 | 0.00477200 | | 123.58 |
| WORKING INTEREST | Sep 20 | | 35,410.32 | 38.74 | 1,371,921.72 | 0.00477272 | 0.00477200 | 169.01 | 6,547.80 |
| AD VALOREM TAX | Sep 20 | | | | (13,760.68) | 0.00477272 | 0.00477200 | | (73.89) |
| CONSERVATION TAX | Sep 20 | | | | (2,317.02) | 0.00477272 | 0.00477200 | | (12.45) |
| EMERGENCY SCHOOL TAX | Sep 20 | | | | (38,413.81) | 0.00477272 | 0.00477200 | | (206.26) |
| SEVERANCE TAX | Sep 20 | | | | (45,730.72) | 0.00477272 | 0.00477200 | | (245.54) |
| WORKING INTEREST | Sep 20 | | (35,410.32) | 38.74 | (1,371,921.72) | 0.00477272 | 0.00477200 | (169.01) | (6,547.80) |
| AD VALOREM TAX | Sep 20 | | | | 13,760.68 | 0.00477272 | 0.00477200 | | 73.89 |
| CONSERVATION TAX | Sep 20 | | | | 2,317.02 | 0.00477272 | 0.00477200 | | 12.44 |
| EMERGENCY SCHOOL TAX | Sep 20 | | | | 38,413.81 | 0.00477272 | 0.00477200 | | 206.26 |
| SEVERANCE TAX | Sep 20 | | | | 45,730.72 | 0.00477272 | 0.00477200 | | 245.54 |
| WORKING INTEREST | Aug 20 | | 37,289.78 | 38.83 | 1,448,133.63 | 0.00477272 | 0.00477200 | 177.97 | 6,911.54 |
| AD VALOREM TAX | Aug 20 | | | | (14,536.69) | 0.00477272 | 0.00477200 | | (78.05) |
| CONSERVATION TAX | Aug 20 | | | | (2,445.74) | 0.00477272 | 0.00477200 | | (13.14) |
| EMERGENCY SCHOOL TAX | Aug 20 | | | | (40,547.74) | 0.00477272 | 0.00477200 | | (217.72) |
| SEVERANCE TAX | Aug 20 | | | | (48,271.12) | 0.00477272 | 0.00477200 | | (259.18) |
| WORKING INTEREST | Aug 20 | | (37,289.78) | 38.83 | (1,448,133.63) | 0.00477272 | 0.00477200 | (177.97) | (6,911.54) |
| AD VALOREM TAX | Aug 20 | | | | 14,536.69 | 0.00477272 | 0.00477200 | | 78.05 |
| CONSERVATION TAX | Aug 20 | | | | 2,445.74 | 0.00477272 | 0.00477200 | | 13.14 |
| EMERGENCY SCHOOL TAX | Aug 20 | | | | 40,547.74 | 0.00477272 | 0.00477200 | | 217.71 |
| SEVERANCE TAX | Aug 20 | | | | 48,271.12 | 0.00477272 | 0.00477200 | | 259.18 |

Represented Unit of Measure: Gas = MCFs, Plant Products = GALs, Oil = BBLs

www.energylink.com

Generated on Tuesday, November 2, 2021 1:46 PM

Page 10 of 13

© 2021 Enverus. All rights reserved. Unauthorized use prohibited.

010

011

Check Number 1125420

Owner 035904 TOM M RAGSDALE

Operator MEWBOURNE OIL COMPANY

| Type | Production Date | Property Values | | | | Owner Share | | | |
|--|-----------------|-----------------|-------------|-------|--------------|----------------|-----------------------|----------|-------------|
| | | BTU | Volume | Price | Value | Owner Interest | Distribution Interest | Volume | Value |
| WORKING INTEREST | Dec 19 | | 38,956.58 | 58.66 | 2,285,266.01 | 0.00477272 | 0.00477200 | 185.93 | 10,906.94 |
| AD VALOREM TAX | Dec 19 | | | | (22,940.01) | 0.00477272 | 0.00477200 | | (123.18) |
| CONSERVATION TAX | Dec 19 | | | | (3,859.56) | 0.00477272 | 0.00477200 | | (20.73) |
| EMERGENCY SCHOOL TAX | Dec 19 | | | | (63,987.45) | 0.00477272 | 0.00477200 | | (343.57) |
| SEVERANCE TAX | Dec 19 | | | | (76,175.53) | 0.00477272 | 0.00477200 | | (409.01) |
| WORKING INTEREST | Dec 19 | | (38,956.58) | 58.66 | 2,285,266.01 | 0.00477272 | 0.00477200 | (185.93) | (10,906.94) |
| AD VALOREM TAX | Dec 19 | | | | 22,940.01 | 0.00477272 | 0.00477200 | | 123.17 |
| CONSERVATION TAX | Dec 19 | | | | 3,859.56 | 0.00477272 | 0.00477200 | | 20.73 |
| EMERGENCY SCHOOL TAX | Dec 19 | | | | 63,987.45 | 0.00477272 | 0.00477200 | | 343.57 |
| SEVERANCE TAX | Dec 19 | | | | 76,175.53 | 0.00477272 | 0.00477200 | | 409.01 |
| Total OIL | | | | | | | | 58.84 | 2,017.98 |
| Total Property | | | | | | | | | 2,312.83 |
| Property: 62958000 GAZELLE 22 B3MD FED COM 1H NM 025 | | | | | | | | | |
| GAS | | | | | | | | | |
| WORKING INTEREST | Nov 20 | 1.0000 | 0.00 | | (164.81) | 0.19549819 | 0.19549785 | 0.00 | (32.22) |
| PRODUCTION TAX | Nov 20 | | | | 15.64 | 0.19549819 | 0.19549785 | | 3.06 |
| WORKING INTEREST | Nov 20 | 1.0000 | 0.00 | | (164.81) | 0.00149375 | 0.00151690 | 0.00 | (0.25) |
| PRODUCTION TAX | Nov 20 | | | | 15.64 | 0.00149375 | 0.00151690 | | 0.02 |
| Total GAS | | | | | | | | 0.00 | (29.39) |
| GAS WELL GAS | | | | | | | | | |
| WORKING INTEREST | Nov 20 | 1.2500 | 4,635.59 | 2.12 | 9,836.13 | 0.15501887 | 0.15502133 | 718.57 | 1,524.81 |
| AD VALOREM TAX | Nov 20 | | | | (133.31) | 0.15501887 | 0.15502133 | | (23.65) |
| CONSERVATION TAX | Nov 20 | | | | (16.35) | 0.15501887 | 0.15502133 | | (2.92) |
| EMERGENCY SCHOOL TAX | Nov 20 | | | | (344.26) | 0.15501887 | 0.15502133 | | (61.01) |
| SEVERANCE TAX | Nov 20 | | | | (322.75) | 0.15501887 | 0.15502133 | | (57.20) |
| WORKING INTEREST | Nov 20 | 1.2500 | 4,635.59 | 2.12 | 9,836.13 | 0.00121401 | 0.00121389 | 5.63 | 11.94 |
| AD VALOREM TAX | Nov 20 | | | | (133.31) | 0.00121401 | 0.00121389 | | (0.19) |
| CONSERVATION TAX | Nov 20 | | | | (16.35) | 0.00121401 | 0.00121389 | | (0.02) |
| EMERGENCY SCHOOL TAX | Nov 20 | | | | (344.26) | 0.00121401 | 0.00121389 | | (0.48) |
| SEVERANCE TAX | Nov 20 | | | | (322.75) | 0.00121401 | 0.00121389 | | (0.45) |
| Total GAS WELL GAS | | | | | | | | 724.20 | 1,390.83 |
| OIL | | | | | | | | | |
| WORKING INTEREST | Nov 20 | 1.0000 | 4,786.37 | 39.09 | 187,104.74 | 0.15501887 | 0.15501879 | 741.98 | 29,004.75 |
| AD VALOREM TAX | Nov 20 | | | | (2,535.81) | 0.15501887 | 0.15501879 | | (449.26) |
| CONSERVATION TAX | Nov 20 | | | | (311.06) | 0.15501887 | 0.15501879 | | (55.12) |
| EMERGENCY SCHOOL TAX | Nov 20 | | | | (5,157.07) | 0.15501887 | 0.15501879 | | (913.64) |
| SEVERANCE TAX | Nov 20 | | | | (6,139.37) | 0.15501887 | 0.15501879 | | (1,087.70) |
| WORKING INTEREST | Nov 20 | 1.0000 | 4,786.37 | 39.09 | 187,104.74 | 0.00121401 | 0.00121403 | 5.81 | 227.15 |
| AD VALOREM TAX | Nov 20 | | | | (2,535.81) | 0.00121401 | 0.00121403 | | (3.52) |
| CONSERVATION TAX | Nov 20 | | | | (311.06) | 0.00121401 | 0.00121403 | | (0.43) |
| EMERGENCY SCHOOL TAX | Nov 20 | | | | (5,157.07) | 0.00121401 | 0.00121403 | | (7.16) |
| SEVERANCE TAX | Nov 20 | | | | (6,139.37) | 0.00121401 | 0.00121403 | | (8.52) |
| Total OIL | | | | | | | | 747.79 | 26,706.55 |

Represented Unit of Measure: Gas = MCFs, Plant Products = GALs, Oil = BBLs

www.energylink.com

Generated on Tuesday, November 2, 2021 1:46 PM

Page 11 of 13

© 2021 Enverus. All rights reserved. Unauthorized use prohibited.

011

012

Check Number 1125420

Owner 035904 TOM M RAGSDALE

Operator MEWBOURNE OIL COMPANY

| Type | Production Date | Property Values | | | | Owner Share | | | | |
|--------------|----------------------|---------------------------------------|--------|------------|-------|----------------|-----------------------|--------------------|-----------|----------|
| | | BTU | Volume | Price | Value | Owner Interest | Distribution Interest | Volume | Value | |
| | | | | | | | | Total Property | 28,067.89 | |
| Property: | 62959000 | GAZELLE 22 B3NC FED COM 1H NM 025 | | | | | | | | |
| GAS WELL GAS | | | | | | | | | | |
| | OVERRIDING ROYALTY | Nov 20 | 1.2500 | 10,822.34 | 2.12 | 22,963.64 | 0.00802318 | 0.00802312 | 86.83 | 184.24 |
| | AD VALOREM TAX | Nov 20 | | | | (311.22) | 0.00802318 | 0.00802312 | | (2.85) |
| | CONSERVATION TAX | Nov 20 | | | | (38.18) | 0.00802318 | 0.00802312 | | (0.35) |
| | EMERGENCY SCHOOL TAX | Nov 20 | | | | (803.73) | 0.00802318 | 0.00802312 | | (7.37) |
| | SEVERANCE TAX | Nov 20 | | | | (753.49) | 0.00802318 | 0.00802312 | | (6.91) |
| | OVERRIDING ROYALTY | Nov 20 | 1.2500 | 10,822.34 | 2.12 | 22,963.64 | 0.00009432 | 0.00009406 | 1.03 | 2.18 |
| | AD VALOREM TAX | Nov 20 | | | | (311.22) | 0.00009432 | 0.00009406 | | (0.01) |
| | CONSERVATION TAX | Nov 20 | | | | (38.18) | 0.00009432 | 0.00009406 | | 0.00 |
| | EMERGENCY SCHOOL TAX | Nov 20 | | | | (803.73) | 0.00009432 | 0.00009406 | | (0.06) |
| | SEVERANCE TAX | Nov 20 | | | | (753.49) | 0.00009432 | 0.00009406 | | (0.05) |
| | | | | | | | | Total GAS WELL GAS | 87.88 | 168.80 |
| OIL | | | | | | | | | | |
| | OVERRIDING ROYALTY | Nov 20 | | 5,971.34 | 39.09 | 233,426.58 | 0.00802318 | 0.00802317 | 47.91 | 1,872.82 |
| | AD VALOREM TAX | Nov 20 | | | | (3,163.60) | 0.00802318 | 0.00802317 | | (29.01) |
| | CONSERVATION TAX | Nov 20 | | | | (388.07) | 0.00802318 | 0.00802317 | | (3.56) |
| | EMERGENCY SCHOOL TAX | Nov 20 | | | | (6,433.82) | 0.00802318 | 0.00802317 | | (58.99) |
| | SEVERANCE TAX | Nov 20 | | | | (7,659.31) | 0.00802318 | 0.00802317 | | (70.23) |
| | OVERRIDING ROYALTY | Nov 20 | | 5,971.34 | 39.09 | 233,426.58 | 0.00009432 | 0.00009429 | 0.55 | 22.01 |
| | AD VALOREM TAX | Nov 20 | | | | (3,163.60) | 0.00009432 | 0.00009429 | | (0.35) |
| | CONSERVATION TAX | Nov 20 | | | | (388.07) | 0.00009432 | 0.00009429 | | (0.01) |
| | EMERGENCY SCHOOL TAX | Nov 20 | | | | (6,433.82) | 0.00009432 | 0.00009429 | | (0.68) |
| | SEVERANCE TAX | Nov 20 | | | | (7,659.31) | 0.00009432 | 0.00009429 | | (0.77) |
| | | | | | | | | Total OIL | 48.46 | 1,731.23 |
| | | | | | | | | Total Property | | 1,900.03 |
| Property: | 72185000 | CREEDENCE 21/16 W0FC ST COM 4H NM 015 | | | | | | | | |
| OIL | | | | | | | | | | |
| | WORKING INTEREST | Nov 20 | | 2,198.91 | 38.69 | 85,066.69 | 0.00477272 | 0.00477200 | 10.50 | 406.00 |
| | AD VALOREM TAX | Nov 20 | | | | (853.24) | 0.00477272 | 0.00477200 | | (4.59) |
| | CONSERVATION TAX | Nov 20 | | | | (143.67) | 0.00477272 | 0.00477200 | | (0.78) |
| | EMERGENCY SCHOOL TAX | Nov 20 | | | | (2,381.87) | 0.00477272 | 0.00477200 | | (12.79) |
| | SEVERANCE TAX | Nov 20 | | | | (2,835.56) | 0.00477272 | 0.00477200 | | (15.23) |
| | WORKING INTEREST | Nov 20 | | (2,198.91) | 38.69 | (85,066.69) | 0.00477272 | 0.00477200 | (10.50) | (406.00) |
| | AD VALOREM TAX | Nov 20 | | | | 853.24 | 0.00477272 | 0.00477200 | | 4.59 |
| | CONSERVATION TAX | Nov 20 | | | | 143.67 | 0.00477272 | 0.00477200 | | 0.78 |
| | EMERGENCY SCHOOL TAX | Nov 20 | | | | 2,381.87 | 0.00477272 | 0.00477200 | | 12.79 |
| | SEVERANCE TAX | Nov 20 | | | | 2,835.56 | 0.00477272 | 0.00477200 | | 15.23 |
| | WORKING INTEREST | Nov 20 | | 2,198.91 | 38.69 | 85,066.69 | 0.00477272 | 0.00477273 | 10.50 | 406.00 |
| | AD VALOREM TAX | Nov 20 | | | | (853.24) | 0.00477272 | 0.00477273 | | (4.59) |

Represented Unit of Measure: Gas = MCFs, Plant Products = GALs, Oil = BBLs

www.energylink.com

Generated on Tuesday, November 2, 2021 1:46 PM

Page 12 of 13

© 2021 Enverus. All rights reserved. Unauthorized use prohibited.

012

013

Check Number 1125420

Owner 035904 TOM M RAGSDALE

Operator MEWBOURNE OIL COMPANY

| Type | Production Date | Property Values | | | | Owner Share | | | |
|----------------------|-----------------|-------------------|------------------|-------------|------------------------|-----------------|-----------------------|--------|---------|
| | | BTU | Volume | Price | Value | Owner Interest | Distribution Interest | Volume | Value |
| CONSERVATION TAX | Nov 20 | | | | (143.67) | 0.00477272 | 0.00477273 | | (0.78) |
| EMERGENCY SCHOOL TAX | Nov 20 | | | | (2,381.87) | 0.00477272 | 0.00477273 | | (12.79) |
| SEVERANCE TAX | Nov 20 | | | | (2,835.56) | 0.00477272 | 0.00477273 | | (15.23) |
| Total OIL | | | | | | | | 10.50 | 372.51 |
| Total Property | | | | | | | | | 372.61 |
| | | | | | | | | | |
| Check Total | | Owner Gross Value | Owner Deductions | Owner Taxes | Non Revenue Deductions | Owner Net Value | | | |
| | | 98,661.96 | (17,135.79) | (8,556.64) | | 72,969.53 | | | |

www.energylink.com

Represented Unit of Measure: Gas = MCFs, Plant Products = GALs, Oil = BBLs

Generated on Tuesday, November 2, 2021 1:46 PM

© 2021 Enverus. All rights reserved. Unauthorized use prohibited.

Page 13 of 13

013

014



Revenue Statement

Owner

035904
UNITED STATES TREASURY
TOM M RAGSDALE-4967-1040-201612-LEVY PRO
A, O'HARA
8701, S GESSNER, MAIL STOP 5433-HAL
HOUSTON, TX 77074-3499

Operator

MEWBOURNE OIL COMPANY
P O BOX 7698
TYLER, TX 75711-7698
(903) 561-2900
ownerrelations@mewbourne.com

Check

Check Number 1134430
Check Amount 88,538.68
Check Date February 15, 2021

Copyright Notice

© 2021 Enverus. All rights reserved. Unauthorized use prohibited.

Data, reports, user interface, software and other content which is accessed by users through EnergyLink constitutes copyright protected content owned by Enverus. Any unauthorized copying, scraping, downloading, retransmission, redistribution, reproduction, republishing or other duplication or modification of copyright protected content is a violation of Canadian and US federal copyright laws and may be subject to legal action. Other than PDF copies for use in an unmodified format by authorized users, no one has permission to copy, scrape, download, retransmit, redistribute, reproduce, republish, duplicate, modify or make public for commercial use this copyright protected content, in any form, without the express written permission of Enverus.

| | | Production Date | Property Values | | | | Owner Share | | | |
|-----------|----------------------|-------------------------------------|-----------------|----------|-------|------------|----------------|-----------------------|--------|-------------|
| Type | | | BTU | Volume | Price | Value | Owner Interest | Distribution Interest | Volume | Value |
| Property: | 00005000 | JIB CLEARING - REVENUE TX 999 | | | | | | | | |
| GAS | JIB OFFSET | Feb 21 | | | | 0.00 | 0.00000000 | 0.00000000 | | (21,438.21) |
| | | | | | | | | Total GAS | | (21,438.21) |
| | | | | | | | | Total Property | | (21,438.21) |
| Property: | 62390000 | PRONGHORN 15 B3BO FED COM 1H NM 025 | | | | | | | | |
| GAS | WORKING INTEREST | Dec 20 | 1.0000 | 0.00 | | (161.61) | 0.06837475 | 0.06837448 | 0.00 | (11.05) |
| | PRODUCTION TAX | Dec 20 | | | | 15.34 | 0.06837475 | 0.06837448 | | 1.05 |
| | WORKING INTEREST | Dec 20 | 1.2800 | 2,118.50 | 2.80 | 5,922.34 | 0.05402784 | 0.05403101 | 114.48 | 319.99 |
| | AD VALOREM TAX | Dec 20 | | | | (80.26) | 0.05402784 | 0.05403101 | | (4.97) |
| | CONSERVATION TAX | Dec 20 | | | | (9.85) | 0.05402784 | 0.05403101 | | (0.52) |
| | EMERGENCY SCHOOL TAX | Dec 20 | | | | (207.28) | 0.05402784 | 0.05403101 | | (12.82) |
| | PRODUCTION TAX | Dec 20 | | | | 0.00 | 0.05402784 | 0.05403101 | | 0.00 |
| | SEVERANCE TAX | Dec 20 | | | | (194.33) | 0.05402784 | 0.05403101 | | (12.02) |
| | | | | | | | | Total GAS | 114.48 | 279.56 |
| OIL | WORKING INTEREST | Dec 20 | 1.0000 | 2,888.37 | 41.89 | 121,002.54 | 0.05402784 | 0.05402787 | 156.07 | 6,537.51 |
| | AD VALOREM TAX | Dec 20 | | | | (1,639.93) | 0.05402784 | 0.05402787 | | (101.28) |
| | CONSERVATION TAX | Dec 20 | | | | (201.17) | 0.05402784 | 0.05402787 | | (12.44) |
| | EMERGENCY SCHOOL TAX | Dec 20 | | | | (3,335.13) | 0.05402784 | 0.05402787 | | (205.94) |
| | PRODUCTION TAX | Dec 20 | | | | 0.00 | 0.05402784 | 0.05402787 | | 0.00 |
| | SEVERANCE TAX | Dec 20 | | | | (3,970.40) | 0.05402784 | 0.05402787 | | (245.19) |
| | | | | | | | | Total OIL | 156.07 | 6,972.86 |

Represented Unit of Measure: Gas = MCFs, Plant Products = GALs, Oil = BBLs

www.energylink.com

Generated on Tuesday, November 2, 2021 1:09 PM

Page 1 of 10

© 2021 Enverus. All rights reserved. Unauthorized use prohibited.

014

015

| Check Number | | 1134430 | | Owner | | D35904 UNITED STATES TREASURY | | Operator | | MEWBOURNE OIL COMPANY | |
|--------------|--|---------|--|-------|--|-------------------------------|--|----------|--|-----------------------|--|
| | | | | | | | | | | | |
| | | | | | | | | | | | |
| | | | | | | | | | | | |
| | | | | | | | | | | | |
| | | | | | | | | | | | |
| | | | | | | | | | | | |
| | | | | | | | | | | | |
| | | | | | | | | | | | |
| | | | | | | | | | | | |
| | | | | | | | | | | | |
| | | | | | | | | | | | |
| | | | | | | | | | | | |
| | | | | | | | | | | | |
| | | | | | | | | | | | |
| | | | | | | | | | | | |
| | | | | | | | | | | | |
| | | | | | | | | | | | |
| | | | | | | | | | | | |
| | | | | | | | | | | | |
| | | | | | | | | | | | |
| | | | | | | | | | | | |
| | | | | | | | | | | | |
| | | | | | | | | | | | |
| | | | | | | | | | | | |
| | | | | | | | | | | | |
| | | | | | | | | | | | |
| | | | | | | | | | | | |
| | | | | | | | | | | | |
| | | | | | | | | | | | |
| | | | | | | | | | | | |
| | | | | | | | | | | | |
| | | | | | | | | | | | |
| | | | | | | | | | | | |
| | | | | | | | | | | | |
| | | | | | | | | | | | |
| | | | | | | | | | | | |
| | | | | | | | | | | | |
| | | | | | | | | | | | |
| | | | | | | | | | | | |
| | | | | | | | | | | | |
| | | | | | | | | | | | |
| | | | | | | | | | | | |
| | | | | | | | | | | | |
| | | | | | | | | | | | |
| | | | | | | | | | | | |
| | | | | | | | | | | | |
| | | | | | | | | | | | |
| | | | | | | | | | | | |
| | | | | | | | | | | | |
| | | | | | | | | | | | |
| | | | | | | | | | | | |
| | | | | | | | | | | | |
| | | | | | | | | | | | |
| | | | | | | | | | | | |
| | | | | | | | | | | | |
| | | | | | | | | | | | |
| | | | | | | | | | | | |
| | | | | | | | | | | | |
| | | | | | | | | | | | |
| | | | | | | | | | | | |
| | | | | | | | | | | | |
| | | | | | | | | | | | |
| | | | | | | | | | | | |
| | | | | | | | | | | | |
| | | | | | | | | | | | |
| | | | | | | | | | | | |
| | | | | | | | | | | | |
| | | | | | | | | | | | |
| | | | | | | | | | | | |
| | | | | | | | | | | | |
| | | | | | | | | | | | |
| | | | | | | | | | | | |
| | | | | | | | | | | | |
| | | | | | | | | | | | |
| | | | | | | | | | | | |
| | | | | | | | | | | | |
| | | | | | | | | | | | |
| | | | | | | | | | | | |
| | | | | | | | | | | | |
| | | | | | | | | | | | |
| | | | | | | | | | | | |
| | | | | | | | | | | | |
| | | | | | | | | | | | |
| | | | | | | | | | | | |
| | | | | | | | | | | | |
| | | | | | | | | | | | |
| | | | | | | | | | | | |
| | | | | | | | | | | | |
| | | | | | | | | | | | |
| | | | | | | | | | | | |
| | | | | | | | | | | | |
| | | | | | | | | | | | |

015

016

| Check Number 1134430 | | Owner 035904 UNITED STATES TREASURY | | Operator MEWBOURNE OIL COMPANY | | | | | |
|---|-----------------|-------------------------------------|----------|--------------------------------|------------|----------------|-----------------------|--------|----------|
| Type | Production Date | Property Values | | | | Owner Share | | | |
| | | BTU | Volume | Price | Value | Owner Interest | Distribution Interest | Volume | Value |
| EMERGENCY SCHOOL TAX | Dec 20 | | | | (2,664.87) | 0.05328145 | 0.05328156 | | (162.31) |
| SEVERANCE TAX | Dec 20 | | | | (3,172.46) | 0.05328145 | 0.05328156 | | (193.19) |
| Total OIL | | | | | | | | 123.00 | 4,706.37 |
| Total Property | | | | | | | | | 3,806.70 |
| Property: 62774000 IBEX 10 B3MD FED COM 1H NM 025 | | | | | | | | | |
| OIL | | | | | | | | | |
| WORKING INTEREST | Dec 20 | | 4,633.85 | 41.89 | 194,125.97 | 0.04291353 | 0.04291363 | 198.88 | 8,330.65 |
| AD VALOREM TAX | Dec 20 | | | | (2,630.96) | 0.04291353 | 0.04291363 | | (129.06) |
| CONSERVATION TAX | Dec 20 | | | | (322.73) | 0.04291353 | 0.04291363 | | (15.85) |
| EMERGENCY SCHOOL TAX | Dec 20 | | | | (5,350.60) | 0.04291353 | 0.04291363 | | (262.43) |
| SEVERANCE TAX | Dec 20 | | | | (6,369.76) | 0.04291353 | 0.04291363 | | (312.42) |
| WORKING INTEREST | Dec 20 | | 4,633.85 | 41.89 | 194,125.97 | 0.00063359 | 0.00063361 | 2.94 | 123.00 |
| AD VALOREM TAX | Dec 20 | | | | (2,630.96) | 0.00063359 | 0.00063361 | | (1.91) |
| CONSERVATION TAX | Dec 20 | | | | (322.73) | 0.00063359 | 0.00063361 | | (0.23) |
| EMERGENCY SCHOOL TAX | Dec 20 | | | | (5,350.60) | 0.00063359 | 0.00063361 | | (3.87) |
| SEVERANCE TAX | Dec 20 | | | | (6,369.76) | 0.00063359 | 0.00063361 | | (4.61) |
| Total OIL | | | | | | | | 201.82 | 7,723.27 |
| Total Property | | | | | | | | | 7,723.27 |
| Property: 62775000 IBEX 10 B3NC FED COM 1H NM 025 | | | | | | | | | |
| GAS | | | | | | | | | |
| WORKING INTEREST | Dec 20 | 1.0000 | 0.00 | | (184.43) | 0.05190886 | 0.05193699 | 0.00 | (8.54) |
| PRODUCTION TAX | Dec 20 | | | | 15.60 | 0.05190886 | 0.05193699 | | 0.81 |
| WORKING INTEREST | Dec 20 | 1.0000 | 0.00 | | (184.43) | 0.00084478 | 0.00085143 | 0.00 | (0.14) |
| PRODUCTION TAX | Dec 20 | | | | 15.60 | 0.00084478 | 0.00085143 | | 0.01 |
| WORKING INTEREST | Dec 20 | 1.2800 | 2,155.54 | 2.80 | 6,025.89 | 0.04291353 | 0.04291814 | 92.52 | 258.62 |
| AD VALOREM TAX | Dec 20 | | | | (81.67) | 0.04291353 | 0.04291814 | | (4.02) |
| CONSERVATION TAX | Dec 20 | | | | (10.02) | 0.04291353 | 0.04291814 | | (0.50) |
| EMERGENCY SCHOOL TAX | Dec 20 | | | | (210.91) | 0.04291353 | 0.04291814 | | (10.36) |
| SEVERANCE TAX | Dec 20 | | | | (197.72) | 0.04291353 | 0.04291814 | | (9.72) |
| WORKING INTEREST | Dec 20 | 1.2800 | 2,155.54 | 2.80 | 6,025.89 | 0.00063359 | 0.00063393 | 1.37 | 3.82 |
| AD VALOREM TAX | Dec 20 | | | | (81.67) | 0.00063359 | 0.00063393 | | (0.06) |
| CONSERVATION TAX | Dec 20 | | | | (10.02) | 0.00063359 | 0.00063393 | | (0.01) |
| EMERGENCY SCHOOL TAX | Dec 20 | | | | (210.91) | 0.00063359 | 0.00063393 | | (0.15) |
| SEVERANCE TAX | Dec 20 | | | | (197.72) | 0.00063359 | 0.00063393 | | (0.14) |
| Total GAS | | | | | | | | 93.89 | 229.62 |
| OIL | | | | | | | | | |
| WORKING INTEREST | Dec 20 | 1.0000 | 2,253.33 | 41.89 | 94,398.80 | 0.04291353 | 0.04291368 | 96.71 | 4,051.00 |
| AD VALOREM TAX | Dec 20 | | | | (1,279.38) | 0.04291353 | 0.04291368 | | (62.77) |
| CONSERVATION TAX | Dec 20 | | | | (156.94) | 0.04291353 | 0.04291368 | | (7.73) |
| EMERGENCY SCHOOL TAX | Dec 20 | | | | (2,601.87) | 0.04291353 | 0.04291368 | | (127.63) |
| SEVERANCE TAX | Dec 20 | | | | (3,097.46) | 0.04291353 | 0.04291368 | | (151.93) |

Represented Unit of Measure: Gas = MCFs, Plant Products = GALs, Oil = BBLs

www.energylink.com

Generated on Tuesday, November 2, 2021 1:09 PM

Page 3 of 10

© 2021 Enverus. All rights reserved. Unauthorized use prohibited.

016

017

Check Number 1134430

Owner 035904 UNITED STATES TREASURY

Operator MEWBOURNE OIL COMPANY

| Type | Production Date | Property Values | | | | Owner Share | | | |
|----------------------|-----------------|-----------------|----------|-------|------------|----------------|-----------------------|--------|----------|
| | | BTU | Volume | Price | Value | Owner Interest | Distribution Interest | Volume | Value |
| WORKING INTEREST | Dec 20 | 1.0000 | 2,253.33 | 41.89 | 94,398.80 | 0.00063359 | 0.00063359 | 1.43 | 59.81 |
| AD VALOREM TAX | Dec 20 | | | | (1,279.38) | 0.00063359 | 0.00063359 | | (0.93) |
| CONSERVATION TAX | Dec 20 | | | | (156.94) | 0.00063359 | 0.00063359 | | (0.11) |
| EMERGENCY SCHOOL TAX | Dec 20 | | | | (2,601.87) | 0.00063359 | 0.00063359 | | (1.88) |
| SEVERANCE TAX | Dec 20 | | | | (3,097.46) | 0.00063359 | 0.00063359 | | (2.24) |
| Total OIL | | | | | | | | 98.14 | 3,755.59 |
| Total Property | | | | | | | | | 3,985.21 |

Property: 62776000

IBEX 10 B3OB FED COM 1H NM 025

GAS

| | | | | | | | | | |
|----------------------|--------|--------|----------|------|-----------|------------|------------|--------|---------|
| WORKING INTEREST | Dec 20 | 1.0000 | 0.00 | | (325.30) | 0.03109320 | 0.03110974 | 0.00 | (10.12) |
| PRODUCTION TAX | Dec 20 | | | | 30.87 | 0.03109320 | 0.03110974 | | 0.96 |
| WORKING INTEREST | Dec 20 | 1.0000 | 0.00 | | (325.30) | 0.00115751 | 0.00116815 | 0.00 | (0.38) |
| PRODUCTION TAX | Dec 20 | | | | 30.87 | 0.00115751 | 0.00116815 | | 0.04 |
| WORKING INTEREST | Dec 20 | 1.2800 | 4,264.43 | 2.80 | 11,921.37 | 0.02576796 | 0.02576969 | 109.90 | 307.21 |
| AD VALOREM TAX | Dec 20 | | | | (161.57) | 0.02576796 | 0.02576969 | | (4.77) |
| CONSERVATION TAX | Dec 20 | | | | (19.82) | 0.02576796 | 0.02576969 | | (0.59) |
| EMERGENCY SCHOOL TAX | Dec 20 | | | | (417.25) | 0.02576796 | 0.02576969 | | (12.30) |
| PRODUCTION TAX | Dec 20 | | | | 0.00 | 0.02576796 | 0.02576969 | | 0.00 |
| SEVERANCE TAX | Dec 20 | | | | (391.17) | 0.02576796 | 0.02576969 | | (11.53) |
| WORKING INTEREST | Dec 20 | 1.2800 | 4,264.43 | 2.80 | 11,921.37 | 0.00086814 | 0.00086819 | 3.70 | 10.35 |
| AD VALOREM TAX | Dec 20 | | | | (161.57) | 0.00086814 | 0.00086819 | | (0.16) |
| CONSERVATION TAX | Dec 20 | | | | (19.82) | 0.00086814 | 0.00086819 | | (0.02) |
| EMERGENCY SCHOOL TAX | Dec 20 | | | | (417.25) | 0.00086814 | 0.00086819 | | (0.41) |
| PRODUCTION TAX | Dec 20 | | | | 0.00 | 0.00086814 | 0.00086819 | | 0.00 |
| SEVERANCE TAX | Dec 20 | | | | (391.17) | 0.00086814 | 0.00086819 | | (0.39) |
| Total GAS | | | | | | | | 113.60 | 277.89 |

OIL

| | | | | | | | | | |
|----------------------|--------|--------|----------|-------|------------|------------|------------|-------|----------|
| WORKING INTEREST | Dec 20 | 1.0000 | 1,157.26 | 41.89 | 48,481.12 | 0.02576796 | 0.02576818 | 29.84 | 1,249.27 |
| AD VALOREM TAX | Dec 20 | | | | (657.06) | 0.02576796 | 0.02576818 | | (19.37) |
| CONSERVATION TAX | Dec 20 | | | | (80.60) | 0.02576796 | 0.02576818 | | (2.38) |
| EMERGENCY SCHOOL TAX | Dec 20 | | | | (1,336.26) | 0.02576796 | 0.02576818 | | (39.38) |
| PRODUCTION TAX | Dec 20 | | | | 0.00 | 0.02576796 | 0.02576818 | | 0.00 |
| SEVERANCE TAX | Dec 20 | | | | (1,590.79) | 0.02576796 | 0.02576818 | | (46.87) |
| WORKING INTEREST | Dec 20 | 1.0000 | 1,157.26 | 41.89 | 48,481.12 | 0.00086814 | 0.00086817 | 1.01 | 42.09 |
| AD VALOREM TAX | Dec 20 | | | | (657.06) | 0.00086814 | 0.00086817 | | (0.65) |
| CONSERVATION TAX | Dec 20 | | | | (80.60) | 0.00086814 | 0.00086817 | | (0.08) |
| EMERGENCY SCHOOL TAX | Dec 20 | | | | (1,336.26) | 0.00086814 | 0.00086817 | | (1.33) |
| PRODUCTION TAX | Dec 20 | | | | 0.00 | 0.00086814 | 0.00086817 | | 0.00 |
| SEVERANCE TAX | Dec 20 | | | | (1,590.79) | 0.00086814 | 0.00086817 | | (1.58) |
| Total OIL | | | | | | | | 30.85 | 1,179.72 |
| Total Property | | | | | | | | | 1,457.61 |

Represented Unit of Measure: Gas = MCFs, Plant Products = GALs, Oil = BBLs

Generated on Tuesday, November 2, 2021 1:09 PM

Page 4 of 10

www.energylink.com

© 2021 Enverus. All rights reserved. Unauthorized use prohibited.

017

018

Check Number 1134430

Owner 035904 UNITED STATES TREASURY

Operator MEWBOURNE OIL COMPANY

| | Type | Production Date | Property Values | | | | Owner Share | | | |
|----------------------|----------------------|-----------------------------------|-----------------|----------|----------|------------|----------------|-----------------------|------------|----------|
| | | | BTU | Volume | Price | Value | Owner Interest | Distribution Interest | Volume | Value |
| Property: | 62906000 | GAZELLE 22 B2MD FED COM 2H NM 025 | | | | | | | | |
| GAS | WORKING INTEREST | Dec 20 | 1.0000 | 0.00 | | (100.40) | 0.19549819 | 0.19551793 | 0.00 | (19.63) |
| | PRODUCTION TAX | Dec 20 | | | | 9.53 | 0.19549819 | 0.19551793 | | 1.87 |
| | WORKING INTEREST | Dec 20 | 1.0000 | 0.00 | | (100.40) | 0.00149375 | 0.00149402 | 0.00 | (0.15) |
| | PRODUCTION TAX | Dec 20 | | | | 9.53 | 0.00149375 | 0.00149402 | | 0.01 |
| | Total GAS | | | | | | | | 0.00 | (17.90) |
| GAS WELL GAS | WORKING INTEREST | Dec 20 | 1.2200 | 2,909.40 | 2.09 | 6,085.24 | 0.15501887 | 0.15501607 | 451.03 | 943.31 |
| | AD VALOREM TAX | Dec 20 | | | | (82.47) | 0.15501887 | 0.15501607 | | (14.86) |
| | CONSERVATION TAX | Dec 20 | | | | (10.12) | 0.15501887 | 0.15501607 | | (1.81) |
| | EMERGENCY SCHOOL TAX | Dec 20 | | | | (212.98) | 0.15501887 | 0.15501607 | | (37.78) |
| | SEVERANCE TAX | Dec 20 | | | | (199.67) | 0.15501887 | 0.15501607 | | (35.41) |
| | WORKING INTEREST | Dec 20 | 1.2200 | 2,909.40 | 2.09 | 6,085.24 | 0.00121401 | 0.00121441 | 3.53 | 7.39 |
| | AD VALOREM TAX | Dec 20 | | | | (82.47) | 0.00121401 | 0.00121441 | | (0.11) |
| | CONSERVATION TAX | Dec 20 | | | | (10.12) | 0.00121401 | 0.00121441 | | (0.01) |
| | EMERGENCY SCHOOL TAX | Dec 20 | | | | (212.98) | 0.00121401 | 0.00121441 | | (0.30) |
| | SEVERANCE TAX | Dec 20 | | | | (199.67) | 0.00121401 | 0.00121441 | | (0.28) |
| | Total GAS WELL GAS | | | | | | | | 454.56 | 860.34 |
| | OIL | WORKING INTEREST | Dec 20 | 1.0000 | 3,890.87 | 41.89 | 163,000.29 | 0.15501887 | 0.15501880 | 603.13 |
| AD VALOREM TAX | | Dec 20 | | | | (2,209.12) | 0.15501887 | 0.15501880 | | (391.38) |
| CONSERVATION TAX | | Dec 20 | | | | (270.99) | 0.15501887 | 0.15501880 | | (48.04) |
| EMERGENCY SCHOOL TAX | | Dec 20 | | | | (4,492.70) | 0.15501887 | 0.15501880 | | (795.94) |
| SEVERANCE TAX | | Dec 20 | | | | (5,348.45) | 0.15501887 | 0.15501880 | | (947.54) |
| WORKING INTEREST | | Dec 20 | 1.0000 | 3,890.87 | 41.89 | 163,000.29 | 0.00121401 | 0.00121399 | 4.72 | 197.88 |
| AD VALOREM TAX | | Dec 20 | | | | (2,209.12) | 0.00121401 | 0.00121399 | | (3.07) |
| CONSERVATION TAX | | Dec 20 | | | | (270.99) | 0.00121401 | 0.00121399 | | (0.38) |
| EMERGENCY SCHOOL TAX | | Dec 20 | | | | (4,492.70) | 0.00121401 | 0.00121399 | | (6.23) |
| SEVERANCE TAX | | Dec 20 | | | | (5,348.45) | 0.00121401 | 0.00121399 | | (7.42) |
| Total OIL | | | | | | | | 607.85 | 23,265.99 | |
| Total Property | | | | | | | | | 24,108.43 | |
| Property: | 62907000 | GAZELLE 22 B2NC FED COM 2H NM 025 | | | | | | | | |
| GAS WELL GAS | OVERRIDING ROYALTY | Dec 20 | 1.2200 | 7,210.91 | 2.09 | 15,082.17 | 0.00802318 | 0.00802338 | 57.85 | 121.01 |
| | AD VALOREM TAX | Dec 20 | | | | (204.41) | 0.00802318 | 0.00802338 | | (1.87) |
| | CONSERVATION TAX | Dec 20 | | | | (25.07) | 0.00802318 | 0.00802338 | | (0.23) |
| | EMERGENCY SCHOOL TAX | Dec 20 | | | | (527.88) | 0.00802318 | 0.00802338 | | (4.84) |
| | SEVERANCE TAX | Dec 20 | | | | (494.88) | 0.00802318 | 0.00802338 | | (4.54) |
| | OVERRIDING ROYALTY | Dec 20 | 1.2200 | 7,210.91 | 2.09 | 15,082.17 | 0.00009432 | 0.00009150 | 0.66 | 1.38 |
| | AD VALOREM TAX | Dec 20 | | | | (204.41) | 0.00009432 | 0.00009150 | | 0.00 |
| | | | | | | | | | | |
| | | | | | | | | | | |
| | | | | | | | | | | |

Represented Unit of Measure: Gas = MCFs, Plant Products = GALs, Oil = BBLs

www.energylink.com

Generated on Tuesday, November 2, 2021 1:09 PM

Page 5 of 10

© 2021 Enverus. All rights reserved. Unauthorized use prohibited.

018

019

| Check Number 1134430 | | Owner 035904 UNITED STATES TREASURY | | Operator MEWBOURNE OIL COMPANY | | | | | |
|--|-----------------|-------------------------------------|--------------|--------------------------------|--------------|----------------|-----------------------|----------|----------|
| Type | Production Date | Property Values | | | | Owner Share | | | |
| | | BTU | Volume | Price | Value | Owner Interest | Distribution Interest | Volume | Value |
| CONSERVATION TAX | Dec 20 | | | | (25.07) | 0.00009432 | 0.00009150 | | 0.00 |
| EMERGENCY SCHOOL TAX | Dec 20 | | | | (527.88) | 0.00009432 | 0.00009150 | | (0.02) |
| SEVERANCE TAX | Dec 20 | | | | (494.88) | 0.00009432 | 0.00009150 | | (0.02) |
| Total GAS WELL GAS | | | | | | | | 58.51 | 110.87 |
| OIL | | | | | | | | | |
| OVERRIDING ROYALTY | Dec 20 | | 4,411.44 | 41.88 | 184,808.54 | 0.00802318 | 0.00802317 | 35.39 | 1,482.75 |
| AD VALOREM TAX | Dec 20 | | | | (2,504.69) | 0.00802318 | 0.00802317 | | (22.97) |
| CONSERVATION TAX | Dec 20 | | | | (307.24) | 0.00802318 | 0.00802317 | | (2.82) |
| EMERGENCY SCHOOL TAX | Dec 20 | | | | (5,093.79) | 0.00802318 | 0.00802317 | | (46.70) |
| SEVERANCE TAX | Dec 20 | | | | (6,064.03) | 0.00802318 | 0.00802317 | | (55.60) |
| OVERRIDING ROYALTY | Dec 20 | | 4,411.44 | 41.88 | 184,808.54 | 0.00009432 | 0.00009442 | 0.41 | 17.45 |
| AD VALOREM TAX | Dec 20 | | | | (2,504.69) | 0.00009432 | 0.00009442 | | (0.22) |
| CONSERVATION TAX | Dec 20 | | | | (307.24) | 0.00009432 | 0.00009442 | | (0.01) |
| EMERGENCY SCHOOL TAX | Dec 20 | | | | (5,093.79) | 0.00009432 | 0.00009442 | | (0.54) |
| SEVERANCE TAX | Dec 20 | | | | (6,064.03) | 0.00009432 | 0.00009442 | | (0.62) |
| Total OIL | | | | | | | | 35.80 | 1,370.72 |
| Total Property | | | | | | | | | 1,481.59 |
| Property: 82915000 CREEDENCE 21/16 W0ED ST COM 2H NM 015 | | | | | | | | | |
| GAS WELL GAS | | | | | | | | | |
| WORKING INTEREST | Jan 20 | 1,3700 | 100,660.97 | 1.83 | 183,719.73 | 0.00477272 | 0.00477200 | 480.43 | 876.84 |
| AD VALOREM TAX | Jan 20 | | | | (1,844.22) | 0.00477272 | 0.00477200 | | (9.91) |
| CONSERVATION TAX | Jan 20 | | | | (310.28) | 0.00477272 | 0.00477200 | | (1.67) |
| EMERGENCY SCHOOL TAX | Jan 20 | | | | (6,532.26) | 0.00477272 | 0.00477200 | | (35.08) |
| SEVERANCE TAX | Jan 20 | | | | (6,123.99) | 0.00477272 | 0.00477200 | | (32.89) |
| WORKING INTEREST | Jan 20 | 1,3700 | (100,660.97) | 1.76 | (177,632.36) | 0.00477272 | 0.00477200 | (480.43) | (847.79) |
| AD VALOREM TAX | Jan 20 | | | | 1,783.11 | 0.00477272 | 0.00477200 | | 9.58 |
| CONSERVATION TAX | Jan 20 | | | | 300.00 | 0.00477272 | 0.00477200 | | 1.62 |
| EMERGENCY SCHOOL TAX | Jan 20 | | | | 6,315.82 | 0.00477272 | 0.00477200 | | 33.91 |
| SEVERANCE TAX | Jan 20 | | | | 5,821.08 | 0.00477272 | 0.00477200 | | 31.80 |
| WORKING INTEREST | Dec 20 | 1,4000 | 102,253.67 | 3.90 | 399,160.80 | 0.00477272 | 0.00477271 | 488.03 | 1,905.08 |
| AD VALOREM TAX | Dec 20 | | | | (4,003.67) | 0.00477272 | 0.00477271 | | (21.50) |
| CONSERVATION TAX | Dec 20 | | | | (674.14) | 0.00477272 | 0.00477271 | | (3.62) |
| EMERGENCY SCHOOL TAX | Dec 20 | | | | (14,192.38) | 0.00477272 | 0.00477271 | | (76.21) |
| SEVERANCE TAX | Dec 20 | | | | (13,305.36) | 0.00477272 | 0.00477271 | | (71.44) |
| Total GAS WELL GAS | | | | | | | | 488.03 | 1,758.72 |
| OIL | | | | | | | | | |
| WORKING INTEREST | Dec 20 | | 20,871.54 | 41.97 | 876,000.54 | 0.00477272 | 0.00477273 | 99.62 | 4,180.81 |
| AD VALOREM TAX | Dec 20 | | | | (8,786.48) | 0.00477272 | 0.00477273 | | (47.18) |
| CONSERVATION TAX | Dec 20 | | | | (1,479.47) | 0.00477272 | 0.00477273 | | (7.95) |
| EMERGENCY SCHOOL TAX | Dec 20 | | | | (24,528.02) | 0.00477272 | 0.00477273 | | (131.70) |
| SEVERANCE TAX | Dec 20 | | | | (29,200.02) | 0.00477272 | 0.00477273 | | (156.79) |
| Total OIL | | | | | | | | 99.62 | 3,837.29 |
| Total Property | | | | | | | | | 5,596.01 |

Represented Unit of Measure: Gas = MCFs, Plant Products = GALs, Oil = BBLs

Generated on Tuesday, November 2, 2021 1:09 PM

Page 6 of 10

www.energylink.com

© 2021 Enverus. All rights reserved. Unauthorized use prohibited.

019

020

Check Number 1134430

Owner 035904 UNITED STATES TREASURY

Operator MEWBOURNE OIL COMPANY

| | Type | Production Date | Property Values | | | | Owner Share | | | |
|--|----------------------|-----------------|-----------------|-------------|-------|--------------|----------------|-----------------------|----------|----------|
| | | | BTU | Volume | Price | Value | Owner Interest | Distribution Interest | Volume | Value |
| Property: 62916000 CREEDENCE 21/16 W1ED ST COM 1H NM 015 | | | | | | | | | | |
| GAS WELL GAS | | | | | | | | | | |
| | WORKING INTEREST | Jan 20 | 1.3700 | 91,635.72 | 1.83 | 167,247.45 | 0.00477272 | 0.00477200 | 437.35 | 798.23 |
| | AD VALOREM TAX | Jan 20 | | | | (1,678.87) | 0.00477272 | 0.00477200 | | (9.02) |
| | CONSERVATION TAX | Jan 20 | | | | (282.46) | 0.00477272 | 0.00477200 | | (1.52) |
| | EMERGENCY SCHOOL TAX | Jan 20 | | | | (5,946.58) | 0.00477272 | 0.00477200 | | (31.93) |
| | SEVERANCE TAX | Jan 20 | | | | (5,574.92) | 0.00477272 | 0.00477200 | | (29.94) |
| | WORKING INTEREST | Jan 20 | 1.3700 | (91,635.72) | 1.76 | (161,705.87) | 0.00477272 | 0.00477200 | (437.35) | (771.78) |
| | AD VALOREM TAX | Jan 20 | | | | 1,623.24 | 0.00477272 | 0.00477200 | | 8.72 |
| | CONSERVATION TAX | Jan 20 | | | | 273.10 | 0.00477272 | 0.00477200 | | 1.47 |
| | EMERGENCY SCHOOL TAX | Jan 20 | | | | 5,749.54 | 0.00477272 | 0.00477200 | | 30.87 |
| | SEVERANCE TAX | Jan 20 | | | | 5,390.20 | 0.00477272 | 0.00477200 | | 28.95 |
| | WORKING INTEREST | Dec 20 | 1.4000 | 145,425.05 | 3.90 | 567,686.06 | 0.00477272 | 0.00477273 | 694.07 | 2,709.41 |
| | AD VALOREM TAX | Dec 20 | | | | (5,694.02) | 0.00477272 | 0.00477273 | | (30.58) |
| | CONSERVATION TAX | Dec 20 | | | | (958.76) | 0.00477272 | 0.00477273 | | (5.15) |
| | EMERGENCY SCHOOL TAX | Dec 20 | | | | (20,184.39) | 0.00477272 | 0.00477273 | | (108.38) |
| | SEVERANCE TAX | Dec 20 | | | | (18,922.87) | 0.00477272 | 0.00477273 | | (101.60) |
| | Total GAS WELL GAS | | | | | | | | 694.07 | 2,487.75 |
| OIL | | | | | | | | | | |
| | WORKING INTEREST | Dec 20 | | 36,986.15 | 41.97 | 1,552,347.71 | 0.00477272 | 0.00477272 | 176.53 | 7,408.92 |
| | AD VALOREM TAX | Dec 20 | | | | (15,570.39) | 0.00477272 | 0.00477272 | | (83.61) |
| | CONSERVATION TAX | Dec 20 | | | | (2,621.74) | 0.00477272 | 0.00477272 | | (14.06) |
| | EMERGENCY SCHOOL TAX | Dec 20 | | | | (43,465.74) | 0.00477272 | 0.00477272 | | (233.38) |
| | SEVERANCE TAX | Dec 20 | | | | (51,744.92) | 0.00477272 | 0.00477272 | | (277.84) |
| | Total OIL | | | | | | | | 176.53 | 6,800.01 |
| | Total Property | | | | | | | | | 9,287.76 |
| Property: 62958000 GAZELLE 22 B3MD FED COM 1H NM 025 | | | | | | | | | | |
| GAS | | | | | | | | | | |
| | WORKING INTEREST | Dec 20 | 1.0000 | 0.00 | | (175.66) | 0.19549819 | 0.19549129 | 0.00 | (34.34) |
| | PRODUCTION TAX | Dec 20 | | | | 16.67 | 0.19549819 | 0.19549129 | | 3.26 |
| | WORKING INTEREST | Dec 20 | 1.0000 | 0.00 | | (175.66) | 0.00149375 | 0.00148013 | 0.00 | (0.26) |
| | PRODUCTION TAX | Dec 20 | | | | 16.67 | 0.00149375 | 0.00148013 | | 0.02 |
| | Total GAS | | | | | | | | 0.00 | (31.32) |
| GAS WELL GAS | | | | | | | | | | |
| | WORKING INTEREST | Dec 20 | 1.2200 | 5,090.12 | 2.09 | 10,646.38 | 0.15501887 | 0.15501889 | 789.07 | 1,650.39 |
| | AD VALOREM TAX | Dec 20 | | | | (144.29) | 0.15501887 | 0.15501889 | | (25.59) |
| | CONSERVATION TAX | Dec 20 | | | | (17.70) | 0.15501887 | 0.15501889 | | (3.17) |
| | EMERGENCY SCHOOL TAX | Dec 20 | | | | (372.62) | 0.15501887 | 0.15501889 | | (66.03) |
| | SEVERANCE TAX | Dec 20 | | | | (349.33) | 0.15501887 | 0.15501889 | | (61.91) |
| | WORKING INTEREST | Dec 20 | 1.2200 | 5,090.12 | 2.09 | 10,646.38 | 0.00121401 | 0.00121356 | 6.18 | 12.92 |
| | AD VALOREM TAX | Dec 20 | | | | (144.29) | 0.00121401 | 0.00121356 | | (0.20) |

Represented Unit of Measure: Gas = MCFs, Plant Products = GALs, Oil = BBLs

www.energylink.com

Generated on Tuesday, November 2, 2021 1:09 PM

Page 7 of 10

© 2021 Enverus. All rights reserved. Unauthorized use prohibited.

020

021

| Check Number | | 1134430 | Owner | 035904 UNITED STATES TREASURY | | Operator | MEWBOURNE OIL COMPANY | | | | | |
|----------------------|----------------------|---------|-----------------|-----------------------------------|-----------|------------|-----------------------|----------------|-----------------------|----------|------------|--|
| | | | Property Values | | | | Owner Share | | | | | |
| Type | | | Production Date | BTU | Volume | Price | Value | Owner Interest | Distribution Interest | Volume | Value | |
| OIL | CONSERVATION TAX | | Dec 20 | | | | (17.70) | 0.00121401 | 0.00121356 | | (0.02) | |
| | EMERGENCY SCHOOL TAX | | Dec 20 | | | | (372.62) | 0.00121401 | 0.00121356 | | (0.52) | |
| | SEVERANCE TAX | | Dec 20 | | | | (349.33) | 0.00121401 | 0.00121356 | | (0.48) | |
| | Total GAS WELL GAS | | | | | | | | | 795.25 | 1,505.39 | |
| | WORKING INTEREST | | Dec 20 | 1.0000 | 4,328.72 | 41.89 | 181,343.15 | 0.15501887 | 0.15501859 | 671.03 | 28,111.56 | |
| | AD VALOREM TAX | | Dec 20 | | | | (2,457.72) | 0.15501887 | 0.15501859 | | (435.44) | |
| | CONSERVATION TAX | | Dec 20 | | | | (301.48) | 0.15501887 | 0.15501859 | | (53.43) | |
| | EMERGENCY SCHOOL TAX | | Dec 20 | | | | (4,998.27) | 0.15501887 | 0.15501859 | | (885.51) | |
| | SEVERANCE TAX | | Dec 20 | | | | (5,950.32) | 0.15501887 | 0.15501859 | | (1,054.18) | |
| | WORKING INTEREST | | Dec 20 | 1.0000 | 4,328.72 | 41.89 | 181,343.15 | 0.00121401 | 0.00121400 | 5.26 | 220.15 | |
| | AD VALOREM TAX | | Dec 20 | | | | (2,457.72) | 0.00121401 | 0.00121400 | | (3.41) | |
| | CONSERVATION TAX | | Dec 20 | | | | (301.48) | 0.00121401 | 0.00121400 | | (0.42) | |
| | EMERGENCY SCHOOL TAX | | Dec 20 | | | | (4,998.27) | 0.00121401 | 0.00121400 | | (6.93) | |
| | SEVERANCE TAX | | Dec 20 | | | | (5,950.32) | 0.00121401 | 0.00121400 | | (8.26) | |
| | Total OIL | | | | | | | | | 676.29 | 25,884.13 | |
| | Total Property | | | | | | | | | | 27,358.20 | |
| | Property: | | 62959000 | GAZELLE 22 B3NC FED COM 1H NM 025 | | | | | | | | |
| | GAS WELL GAS | | | | | | | | | | | |
| | OVERRIDING ROYALTY | | Dec 20 | 1.2200 | 10,435.95 | 2.09 | 21,827.63 | 0.00802318 | 0.00802332 | 83.73 | 175.13 | |
| AD VALOREM TAX | | Dec 20 | | | | (295.83) | 0.00802318 | 0.00802332 | | (2.71) | | |
| CONSERVATION TAX | | Dec 20 | | | | (36.29) | 0.00802318 | 0.00802332 | | (0.33) | | |
| EMERGENCY SCHOOL TAX | | Dec 20 | | | | (763.97) | 0.00802318 | 0.00802332 | | (7.01) | | |
| SEVERANCE TAX | | Dec 20 | | | | (716.22) | 0.00802318 | 0.00802332 | | (6.57) | | |
| OVERRIDING ROYALTY | | Dec 20 | 1.2200 | 10,435.95 | 2.09 | 21,827.63 | 0.00009432 | 0.00009392 | 0.93 | 2.05 | | |
| AD VALOREM TAX | | Dec 20 | | | | (295.83) | 0.00009432 | 0.00009392 | | (0.01) | | |
| CONSERVATION TAX | | Dec 20 | | | | (36.29) | 0.00009432 | 0.00009392 | | 0.00 | | |
| EMERGENCY SCHOOL TAX | | Dec 20 | | | | (763.97) | 0.00009432 | 0.00009392 | | (0.06) | | |
| SEVERANCE TAX | | Dec 20 | | | | (716.22) | 0.00009432 | 0.00009392 | | (0.05) | | |
| Total GAS WELL GAS | | | | | | | | | 84.66 | 160.44 | | |
| OIL | | | | | | | | | | | | |
| OVERRIDING ROYALTY | | Dec 20 | | 5,738.11 | 41.89 | 240,386.76 | 0.00802318 | 0.00802320 | 46.04 | 1,928.67 | | |
| AD VALOREM TAX | | Dec 20 | | | | (3,257.93) | 0.00802318 | 0.00802320 | | (29.87) | | |
| CONSERVATION TAX | | Dec 20 | | | | (399.64) | 0.00802318 | 0.00802320 | | (3.66) | | |
| EMERGENCY SCHOOL TAX | | Dec 20 | | | | (6,625.66) | 0.00802318 | 0.00802320 | | (60.75) | | |
| SEVERANCE TAX | | Dec 20 | | | | (7,887.69) | 0.00802318 | 0.00802320 | | (72.33) | | |
| OVERRIDING ROYALTY | | Dec 20 | | 5,738.11 | 41.89 | 240,386.76 | 0.00009432 | 0.00009439 | 0.54 | 22.69 | | |
| AD VALOREM TAX | | Dec 20 | | | | (3,257.93) | 0.00009432 | 0.00009439 | | (0.36) | | |
| CONSERVATION TAX | | Dec 20 | | | | (399.64) | 0.00009432 | 0.00009439 | | (0.01) | | |
| EMERGENCY SCHOOL TAX | | Dec 20 | | | | (6,625.66) | 0.00009432 | 0.00009439 | | (0.71) | | |
| SEVERANCE TAX | | Dec 20 | | | | (7,887.69) | 0.00009432 | 0.00009439 | | (0.81) | | |
| Total OIL | | | | | | | | | 46.58 | 1,782.86 | | |
| Total Property | | | | | | | | | | 1,943.30 | | |

Represented Unit of Measure: Gas = MCFs, Plant Products = GALs, Oil = BBLs

www.energylink.com

Generated on Tuesday, November 2, 2021 1:09 PM

Page 8 of 10

© 2021 Enverus. All rights reserved. Unauthorized use prohibited.

021

022

Check Number 1134430

Owner 035904 UNITED STATES TREASURY

Operator MEWBOURNE OIL COMPANY

| Type | Production Date | Property Values | | | | Owner Share | | | | |
|--------------|----------------------|---------------------------------------|-----------|--------|--------------|----------------|-----------------------|------------|----------|--------|
| | | BTU | Volume | Price | Value | Owner Interest | Distribution Interest | Volume | Value | |
| Property: | 72185000 | CREEDENCE 21/16 W0FC ST COM 4H NM 015 | | | | | | | | |
| OIL | | | | | | | | | | |
| | WORKING INTEREST | Dec 20 | 33,992.39 | 41.97 | 1,426,696.44 | 0.00477272 | 0.00477272 | 162.24 | 6,809.22 | |
| | AD VALOREM TAX | Dec 20 | | | (14,310.08) | 0.00477272 | 0.00477272 | | (76.84) | |
| | CONSERVATION TAX | Dec 20 | | | (2,409.53) | 0.00477272 | 0.00477272 | | (12.94) | |
| | EMERGENCY SCHOOL TAX | Dec 20 | | | (39,947.50) | 0.00477272 | 0.00477272 | | (214.49) | |
| | SEVERANCE TAX | Dec 20 | | | (47,556.55) | 0.00477272 | 0.00477272 | | (255.35) | |
| | | | | | | | Total OIL | 162.24 | 6,249.60 | |
| | | | | | | | Total Property | | 6,249.60 | |
| Property: | 72186000 | CREEDENCE 21/16 W1FC ST COM 3H NM 015 | | | | | | | | |
| OIL | | | | | | | | | | |
| | WORKING INTEREST | Dec 20 | 25,702.03 | 41.97 | 1,078,741.30 | 0.00477272 | 0.00477272 | 122.67 | 5,148.53 | |
| | AD VALOREM TAX | Dec 20 | | | (10,820.02) | 0.00477272 | 0.00477272 | | (58.10) | |
| | CONSERVATION TAX | Dec 20 | | | (1,821.87) | 0.00477272 | 0.00477272 | | (9.79) | |
| | EMERGENCY SCHOOL TAX | Dec 20 | | | (30,204.76) | 0.00477272 | 0.00477272 | | (162.18) | |
| | SEVERANCE TAX | Dec 20 | | | (35,958.04) | 0.00477272 | 0.00477272 | | (193.07) | |
| | | | | | | | Total OIL | 122.67 | 4,725.39 | |
| | | | | | | | Total Property | | 4,725.39 | |
| Property: | 72310000 | IBEX 15/10 B1PA FED COM 2H NM 025 | | | | | | | | |
| GAS | | | | | | | | | | |
| | WORKING INTEREST | Dec 20 | 1.0000 | 0.00 | (14.83) | 0.00053902 | 0.00067431 | 0.00 | (0.01) | |
| | PRODUCTION TAX | Dec 20 | | | 1.41 | 0.00053902 | 0.00067431 | | 0.00 | |
| | | | | | | | Total GAS | 0.00 | (0.01) | |
| GAS WELL GAS | | | | | | | | | | |
| | WORKING INTEREST | Dec 20 | 1.3000 | 212.39 | 2.39 | 507.41 | 0.00040427 | 0.00041387 | 0.09 | 0.21 |
| | AD VALOREM TAX | Dec 20 | | | | (6.88) | 0.00040427 | 0.00041387 | | 0.00 |
| | CONSERVATION TAX | Dec 20 | | | | (0.84) | 0.00040427 | 0.00041387 | | 0.00 |
| | EMERGENCY SCHOOL TAX | Dec 20 | | | | (17.76) | 0.00040427 | 0.00041387 | | (0.01) |
| | SEVERANCE TAX | Dec 20 | | | | (16.65) | 0.00040427 | 0.00041387 | | (0.01) |
| | | | | | | | Total GAS WELL GAS | 0.09 | 0.19 | |
| | | | | | | | Total Property | | 0.18 | |
| Property: | 72580000 | OXY BYPASS 16 STATE 1 NM 015 | | | | | | | | |
| GAS | | | | | | | | | | |
| | WORKING INTEREST | Oct 20 | 0.9900 | 94.02 | -0.45 | (42.32) | 0.09449999 | 0.12310964 | 11.58 | (5.21) |
| | AD VALOREM TAX | Oct 20 | | | | 0.00 | 0.09449999 | 0.12310964 | | 0.00 |
| | CONSERVATION TAX | Oct 20 | | | | 0.00 | 0.09449999 | 0.12310964 | | 0.00 |
| | EMERGENCY SCHOOL TAX | Oct 20 | | | | 0.00 | 0.09449999 | 0.12310964 | | 0.00 |
| | SEVERANCE TAX | Oct 20 | | | | 0.00 | 0.09449999 | 0.12310964 | | 0.00 |

Represented Unit of Measure: Gas = MCFs, Plant Products = GALs, Oil = BBLs

www.energylink.com

Generated on Tuesday, November 2, 2021 1:09 PM

Page 9 of 10

© 2021 Enverus. All rights reserved. Unauthorized use prohibited.

022

023

Check Number 1134430

Owner 035904 UNITED STATES TREASURY

Operator MEWBOURNE OIL COMPANY

| Type | Production Date | Property Values | | | | Owner Share | | | |
|----------------------|-------------------|------------------|-------------|------------------------|-----------------|----------------|-----------------------|--------|--------|
| | | BTU | Volume | Price | Value | Owner Interest | Distribution Interest | Volume | Value |
| WORKING INTEREST | Nov 20 | 0.9900 | 21.45 | 0.91 | 19.53 | 0.09449999 | 0.09626216 | 2.08 | 1.86 |
| AD VALOREM TAX | Nov 20 | | | | (0.18) | 0.09449999 | 0.09626216 | | (0.03) |
| CONSERVATION TAX | Nov 20 | | | | (0.03) | 0.09449999 | 0.09626216 | | 0.00 |
| EMERGENCY SCHOOL TAX | Nov 20 | | | | (0.65) | 0.09449999 | 0.09626216 | | (0.12) |
| SEVERANCE TAX | Nov 20 | | | | (0.61) | 0.09449999 | 0.09626216 | | (0.11) |
| WORKING INTEREST | Dec 20 | 0.9900 | 62.84 | 1.16 | 72.68 | 0.09449999 | 0.09424876 | 5.94 | 6.85 |
| AD VALOREM TAX | Dec 20 | | | | (0.68) | 0.09449999 | 0.09424876 | | (0.09) |
| CONSERVATION TAX | Dec 20 | | | | (0.12) | 0.09449999 | 0.09424876 | | (0.01) |
| EMERGENCY SCHOOL TAX | Dec 20 | | | | (2.42) | 0.09449999 | 0.09424876 | | (0.29) |
| SEVERANCE TAX | Dec 20 | | | | (2.27) | 0.09449999 | 0.09424876 | | (0.28) |
| Total GAS | | | | | | | | 19.60 | 2.59 |
| Total Property | | | | | | | | | 2.59 |
| | | | | | | | | | |
| Check Total | Owner Gross Value | Owner Deductions | Owner Taxes | Non Revenue Deductions | Owner Net Value | | | | |
| | 120,324.81 | (21,438.21) | (10,347.92) | | 88,538.68 | | | | |

Represented Unit of Measure: Gas = MCFs, Plant Products = GALs, Oil = BBLs

Generated on Tuesday, November 2, 2021 1:09 PM

© 2021 Enverus. All rights reserved. Unauthorized use prohibited.

www.energylink.com

Page 10 of 10

023

024



Revenue Statement

Owner

035904
SIANA OIL & GAS CO, LLC
TOM M RAGSDALE
400 N SAM HOUSTON PKWY EAST, STE 601
HOUSTON, TX 77060

Operator

MEWBOURNE OIL COMPANY
P O BOX 7698
TYLER, TX 75711-7698
(903) 561-2900
ownerrelations@mewbourne.com

Check

Check Number 1139381
Check Amount 119,771.59
Check Date March 15, 2021

Copyright Notice

© 2021 Enverus. All rights reserved. Unauthorized use prohibited.

Data, reports, user interface, software and other content which is accessed by users through EnergyLink constitutes copyright protected content owned by Enverus. Any unauthorized copying, scraping, downloading, retransmission, redistribution, reproduction, republishing or other duplication or modification of copyright protected content is a violation of Canadian and US federal copyright laws and may be subject to legal action. Other than PDF copies for use in an unmodified format by authorized users, no one has permission to copy, scrape, download, retransmit, redistribute, reproduce, republish, duplicate, modify or make public for commercial use this copyright protected content, in any form, without the express written permission of Enverus.

| | Type | Production Date | Property Values | | | | Owner Share | | | |
|-----------|----------------------|-------------------------------------|-----------------|----------|-------|------------|----------------|-----------------------|-------------|-----------|
| | | | BTU | Volume | Price | Value | Owner Interest | Distribution Interest | Volume | Value |
| Property: | 00005000 | JIB CLEARING - REVENUE TX 999 | | | | | | | | |
| GAS | JIB OFFSET | Mar 21 | | | | 0.00 | 0.00000000 | 0.00000000 | (23,129.34) | |
| | | | | | | | | Total GAS | (23,129.34) | |
| | | | | | | | | Total Property | (23,129.34) | |
| Property: | 62390000 | PRONGHORN 15 B3BO FED COM 1H NM 025 | | | | | | | | |
| GAS | WORKING INTEREST | Jan 21 | 1.0000 | 0.00 | | (26.41) | 0.05402784 | 0.06853465 | 0.00 | (1.81) |
| | AD VALOREM TAX | Jan 21 | | | | 0.00 | 0.05402784 | 0.06853465 | | 0.00 |
| | WORKING INTEREST | Jan 21 | 1.0000 | 0.00 | | (262.96) | 0.06837475 | 0.06837542 | 0.00 | (17.98) |
| | PRODUCTION TAX | Jan 21 | | | | 24.95 | 0.06837475 | 0.06837542 | | 1.71 |
| | WORKING INTEREST | Jan 21 | 1.2700 | 3,521.41 | 3.19 | 11,219.59 | 0.05402784 | 0.05402871 | 190.28 | 606.18 |
| | AD VALOREM TAX | Jan 21 | | | | (152.06) | 0.05402784 | 0.05402871 | | (9.41) |
| | CONSERVATION TAX | Jan 21 | | | | (18.65) | 0.05402784 | 0.05402871 | | (1.16) |
| | EMERGENCY SCHOOL TAX | Jan 21 | | | | (392.69) | 0.05402784 | 0.05402871 | | (24.27) |
| | PRODUCTION TAX | Jan 21 | | | | 0.00 | 0.05402784 | 0.05402871 | | 0.00 |
| | SEVERANCE TAX | Jan 21 | | | | (368.14) | 0.05402784 | 0.05402871 | | (22.74) |
| | | | | | | | | Total GAS | 190.28 | 530.52 |
| OIL | WORKING INTEREST | Jan 21 | | 0.00 | | (75.33) | 0.05402784 | 0.06863136 | 0.00 | (5.17) |
| | AD VALOREM TAX | Jan 21 | | | | 0.00 | 0.05402784 | 0.06863136 | | 0.00 |
| | WORKING INTEREST | Jan 21 | | 5,021.70 | 48.30 | 242,542.46 | 0.05402784 | 0.05402786 | 271.33 | 13,104.05 |
| | AD VALOREM TAX | Jan 21 | | | | (3,287.15) | 0.05402784 | 0.05402786 | | (202.99) |
| | CONSERVATION TAX | Jan 21 | | | | (403.23) | 0.05402784 | 0.05402786 | | (24.92) |

Represented Unit of Measure: Gas = MCFs, Plant Products = GALs, Oil = BBLs

www.energylink.com

Generated on Tuesday, November 2, 2021 1:03 PM

Page 1 of 12

© 2021 Enverus. All rights reserved. Unauthorized use prohibited.

024

025

Check Number 1139381

Owner 035904 SIANA OIL & GAS CO, LLC

Operator MEWBOURNE OIL COMPANY

| Type | Production Date | Property Values | | | | Owner Share | | | |
|-----------------------|-----------------|-----------------|--------|-------|------------|----------------|-----------------------|---------------|------------------|
| | | BTU | Volume | Price | Value | Owner Interest | Distribution Interest | Volume | Value |
| EMERGENCY SCHOOL TAX | Jan 21 | | | | (6,885.08) | 0.05402784 | 0.05402786 | | (412.78) |
| PRODUCTION TAX | Jan 21 | | | | 0.00 | 0.05402784 | 0.05402786 | | 0.00 |
| SEVERANCE TAX | Jan 21 | | | | (7,958.42) | 0.05402784 | 0.05402786 | | (491.41) |
| Total OIL | | | | | | | | 271.33 | 11,966.78 |
| Total Property | | | | | | | | | 12,497.30 |

Property: 62391000

PRONGHORN 15 B3CN FED COM 1H NM 025

GAS

| | | | | | | | | | |
|----------------------|--------|--------|-----------|------|------------|------------|------------|---------------|-----------------|
| WORKING INTEREST | Jan 21 | 1.0000 | 0.00 | | (76.98) | 0.05391420 | 0.06845934 | 0.00 | (5.27) |
| AD VALOREM TAX | Jan 21 | | | | 0.00 | 0.05391420 | 0.06845934 | | 0.00 |
| WORKING INTEREST | Jan 21 | 1.0000 | 0.00 | | (766.52) | 0.06837475 | 0.06837395 | 0.00 | (52.41) |
| PRODUCTION TAX | Jan 21 | | | | 72.73 | 0.06837475 | 0.06837395 | | 4.97 |
| WORKING INTEREST | Jan 21 | 1.2700 | 10,264.62 | 3.19 | 32,704.17 | 0.05391420 | 0.05391423 | 553.42 | 1,763.22 |
| AD VALOREM TAX | Jan 21 | | | | (443.24) | 0.05391420 | 0.05391423 | | (27.34) |
| CONSERVATION TAX | Jan 21 | | | | (54.37) | 0.05391420 | 0.05391423 | | (3.37) |
| EMERGENCY SCHOOL TAX | Jan 21 | | | | (1,144.65) | 0.05391420 | 0.05391423 | | (70.55) |
| SEVERANCE TAX | Jan 21 | | | | (1,073.11) | 0.05391420 | 0.05391423 | | (66.13) |
| Total GAS | | | | | | | | 553.42 | 1,543.12 |

OIL

| | | | | | | | | | |
|-----------------------|--------|--|----------|-------|------------|------------|------------|---------------|-----------------|
| WORKING INTEREST | Jan 21 | | 0.00 | | (35.88) | 0.05391420 | 0.06856187 | 0.00 | (2.46) |
| AD VALOREM TAX | Jan 21 | | | | 0.00 | 0.05391420 | 0.06856187 | | 0.00 |
| WORKING INTEREST | Jan 21 | | 2,392.20 | 48.30 | 115,540.57 | 0.05391420 | 0.05391431 | 128.98 | 6,229.29 |
| AD VALOREM TAX | Jan 21 | | | | (1,565.91) | 0.05391420 | 0.05391431 | | (96.50) |
| CONSERVATION TAX | Jan 21 | | | | (192.09) | 0.05391420 | 0.05391431 | | (11.85) |
| EMERGENCY SCHOOL TAX | Jan 21 | | | | (3,184.59) | 0.05391420 | 0.05391431 | | (196.24) |
| SEVERANCE TAX | Jan 21 | | | | (3,791.18) | 0.05391420 | 0.05391431 | | (233.61) |
| Total OIL | | | | | | | | 128.98 | 5,688.63 |
| Total Property | | | | | | | | | 7,231.75 |

Property: 62392000

PRONGHORN 15 B3DM FED COM 1H NM 025

GAS

| | | | | | | | | | |
|----------------------|--------|--------|----------|------|-----------|------------|------------|---------------|---------------|
| WORKING INTEREST | Jan 21 | 1.0000 | 0.00 | | (40.05) | 0.05328145 | 0.06891386 | 0.00 | (2.76) |
| AD VALOREM TAX | Jan 21 | | | | 0.00 | 0.05328145 | 0.06891386 | | 0.00 |
| WORKING INTEREST | Jan 21 | 1.0000 | 0.00 | | (398.81) | 0.06837475 | 0.06837843 | 0.00 | (27.27) |
| PRODUCTION TAX | Jan 21 | | | | 37.84 | 0.06837475 | 0.06837843 | | 2.59 |
| WORKING INTEREST | Jan 21 | 1.2700 | 5,340.55 | 3.19 | 17,015.55 | 0.05328145 | 0.05328300 | 284.59 | 906.64 |
| AD VALOREM TAX | Jan 21 | | | | (230.61) | 0.05328145 | 0.05328300 | | (14.07) |
| CONSERVATION TAX | Jan 21 | | | | (28.29) | 0.05328145 | 0.05328300 | | (1.74) |
| EMERGENCY SCHOOL TAX | Jan 21 | | | | (595.54) | 0.05328145 | 0.05328300 | | (36.29) |
| SEVERANCE TAX | Jan 21 | | | | (558.32) | 0.05328145 | 0.05328300 | | (34.03) |
| Total GAS | | | | | | | | 284.59 | 793.07 |

OIL

| | | | | | | | | | |
|------------------|--------|--|------|--|---------|------------|------------|------|--------|
| WORKING INTEREST | Jan 21 | | 0.00 | | (38.95) | 0.05328145 | 0.06806290 | 0.00 | (2.69) |
|------------------|--------|--|------|--|---------|------------|------------|------|--------|

Represented Unit of Measure: Gas = MCFs, Plant Products = GALs, Oil = BBLs

Generated on Tuesday, November 2, 2021 1:03 PM

© 2021 Enverus. All rights reserved. Unauthorized use prohibited.

www.enveruslink.com

Page 2 of 12

025

026

Check Number 1139381

Owner 035904 SIANA OIL & GAS CO, LLC

Operator MEWBOURNE OIL COMPANY

| Type | Production Date | Property Values | | | | Owner Share | | | |
|----------------------|-----------------|-----------------|----------|-------|------------|----------------|-----------------------|--------|----------|
| | | BTU | Volume | Price | Value | Owner Interest | Distribution Interest | Volume | Value |
| AD VALOREM TAX | Jan 21 | | | | 0.00 | 0.05328145 | 0.05906290 | | 0.00 |
| WORKING INTEREST | Jan 21 | | 2,598.66 | 48.30 | 125,415.76 | 0.05328145 | 0.05328166 | 138.38 | 6,682.36 |
| AD VALOREM TAX | Jan 21 | | | | (1,699.74) | 0.05328145 | 0.05328166 | | (103.53) |
| CONSERVATION TAX | Jan 21 | | | | (208.50) | 0.05328145 | 0.05328166 | | (12.73) |
| EMERGENCY SCHOOL TAX | Jan 21 | | | | (3,456.77) | 0.05328145 | 0.05328166 | | (210.51) |
| SEVERANCE TAX | Jan 21 | | | | (4,115.20) | 0.05328145 | 0.05328166 | | (250.62) |
| Total OIL | | | | | | | | 138.38 | 6,102.28 |
| Total Property | | | | | | | | | 6,895.35 |

Property: 62774000

IBEX 10 B3MD FED COM 1H NM 025

OIL

| | | | | | | | | | |
|----------------------|--------|----------|------|-------|------------|------------|------------|--------|----------|
| WORKING INTEREST | Jan 21 | | 0.00 | | (63.86) | 0.04291353 | 0.05465080 | 0.00 | (3.49) |
| AD VALOREM TAX | Jan 21 | | | | 0.00 | 0.04291353 | 0.05465080 | | 0.00 |
| WORKING INTEREST | Jan 21 | | 0.00 | | (63.86) | 0.00063359 | 0.00078296 | 0.00 | (0.05) |
| AD VALOREM TAX | Jan 21 | | | | 0.00 | 0.00063359 | 0.00078296 | | 0.00 |
| WORKING INTEREST | Jan 21 | 4,257.31 | | 48.30 | 205,623.28 | 0.04291353 | 0.04291357 | 182.72 | 8,824.03 |
| AD VALOREM TAX | Jan 21 | | | | (2,786.79) | 0.04291353 | 0.04291357 | | (136.70) |
| CONSERVATION TAX | Jan 21 | | | | (341.85) | 0.04291353 | 0.04291357 | | (16.79) |
| EMERGENCY SCHOOL TAX | Jan 21 | | | | (5,667.49) | 0.04291353 | 0.04291357 | | (277.97) |
| SEVERANCE TAX | Jan 21 | | | | (6,747.01) | 0.04291353 | 0.04291357 | | (330.91) |
| WORKING INTEREST | Jan 21 | 4,257.31 | | 48.30 | 205,623.28 | 0.00063359 | 0.00063359 | 2.70 | 130.28 |
| AD VALOREM TAX | Jan 21 | | | | (2,786.79) | 0.00063359 | 0.00063359 | | (2.02) |
| CONSERVATION TAX | Jan 21 | | | | (341.85) | 0.00063359 | 0.00063359 | | (0.25) |
| EMERGENCY SCHOOL TAX | Jan 21 | | | | (5,667.49) | 0.00063359 | 0.00063359 | | (4.10) |
| SEVERANCE TAX | Jan 21 | | | | (6,747.01) | 0.00063359 | 0.00063359 | | (4.89) |
| Total OIL | | | | | | | | 185.42 | 8,177.14 |
| Total Property | | | | | | | | | 8,177.14 |

Property: 62775000

IBEX 10 B3NC FED COM 1H NM 025

GAS

| | | | | | | | | | |
|----------------------|--------|--------|----------|------|----------|------------|------------|--------|---------|
| WORKING INTEREST | Jan 21 | 1.0000 | 0.00 | | (21.05) | 0.04291353 | 0.05463183 | 0.00 | (1.15) |
| AD VALOREM TAX | Jan 21 | | | | 0.00 | 0.04291353 | 0.05463183 | | 0.00 |
| WORKING INTEREST | Jan 21 | 1.0000 | 0.00 | | (21.05) | 0.00063359 | 0.00095012 | 0.00 | (0.02) |
| AD VALOREM TAX | Jan 21 | | | | 0.00 | 0.00063359 | 0.00095012 | | 0.00 |
| WORKING INTEREST | Jan 21 | 1.0000 | 0.00 | | (209.64) | 0.05190886 | 0.05189849 | 0.00 | (10.88) |
| PRODUCTION TAX | Jan 21 | | | | 19.89 | 0.05190886 | 0.05189849 | | 1.03 |
| WORKING INTEREST | Jan 21 | 1.0000 | 0.00 | | (209.64) | 0.00084478 | 0.00085861 | 0.00 | (0.18) |
| PRODUCTION TAX | Jan 21 | | | | 19.89 | 0.00084478 | 0.00085861 | | 0.02 |
| WORKING INTEREST | Jan 21 | 1.2700 | 2,807.29 | 3.19 | 8,944.32 | 0.04291353 | 0.04291439 | 120.49 | 383.84 |
| AD VALOREM TAX | Jan 21 | | | | (121.22) | 0.04291353 | 0.04291439 | | (5.97) |
| CONSERVATION TAX | Jan 21 | | | | (14.87) | 0.04291353 | 0.04291439 | | (0.74) |
| EMERGENCY SCHOOL TAX | Jan 21 | | | | (313.05) | 0.04291353 | 0.04291439 | | (15.37) |
| SEVERANCE TAX | Jan 21 | | | | (293.49) | 0.04291353 | 0.04291439 | | (14.41) |

Represented Unit of Measure: Gas = MCFs, Plant Products = GALs, Oil = BBLs

www.energylink.com

Generated on Tuesday, November 2, 2021 1:03 PM

Page 3 of 12

© 2021 Enverus. All rights reserved. Unauthorized use prohibited.

026

027

| Check Number | 1139381 | Owner | 035904 SIANA OIL & GAS CO, LLC | | | Operator | MEWBOURNE OIL COMPANY | | | |
|---|----------------------|-----------------|--------------------------------|----------|-------|------------|-----------------------|-----------------------|----------|----------|
| | | | Property Values | | | | Owner Share | | | |
| | Type | Production Date | BTU | Volume | Price | Value | Owner Interest | Distribution Interest | Volume | Value |
| OIL | WORKING INTEREST | Jan 21 | 1.2700 | 2,807.29 | 3.19 | 8,944.32 | 0.00063359 | 0.00063392 | 1.78 | 5.67 |
| | AD VALOREM TAX | Jan 21 | | | | (121.22) | 0.00063359 | 0.00063392 | | (0.09) |
| | CONSERVATION TAX | Jan 21 | | | | (14.87) | 0.00063359 | 0.00063392 | | (0.01) |
| | EMERGENCY SCHOOL TAX | Jan 21 | | | | (313.05) | 0.00063359 | 0.00063392 | | (0.23) |
| | SEVERANCE TAX | Jan 21 | | | | (293.49) | 0.00063359 | 0.00063392 | | (0.21) |
| | Total GAS | | | | | | | | 122.27 | 341.30 |
| | WORKING INTEREST | Jan 21 | | 0.00 | | (47.96) | 0.04291353 | 0.05442035 | 0.00 | (2.61) |
| | AD VALOREM TAX | Jan 21 | | | | 0.00 | 0.04291353 | 0.05442035 | | 0.00 |
| | WORKING INTEREST | Jan 21 | | 0.00 | | (47.96) | 0.00063359 | 0.00083403 | 0.00 | (0.04) |
| | AD VALOREM TAX | Jan 21 | | | | 0.00 | 0.00063359 | 0.00083403 | | 0.00 |
| | WORKING INTEREST | Jan 21 | | 3,197.28 | 46.30 | 154,425.03 | 0.04291353 | 0.04291351 | 137.23 | 6,626.92 |
| | AD VALOREM TAX | Jan 21 | | | | (2,092.90) | 0.04291353 | 0.04291351 | | (102.66) |
| | CONSERVATION TAX | Jan 21 | | | | (256.73) | 0.04291353 | 0.04291351 | | (12.61) |
| | EMERGENCY SCHOOL TAX | Jan 21 | | | | (4,256.34) | 0.04291353 | 0.04291351 | | (208.77) |
| | SEVERANCE TAX | Jan 21 | | | | (5,067.07) | 0.04291353 | 0.04291351 | | (248.54) |
| | WORKING INTEREST | Jan 21 | | 3,197.28 | 48.30 | 154,425.03 | 0.00063359 | 0.00063358 | 2.03 | 97.84 |
| | AD VALOREM TAX | Jan 21 | | | | (2,092.90) | 0.00063359 | 0.00063358 | | (1.52) |
| | CONSERVATION TAX | Jan 21 | | | | (256.73) | 0.00063359 | 0.00063358 | | (0.19) |
| | EMERGENCY SCHOOL TAX | Jan 21 | | | | (4,256.34) | 0.00063359 | 0.00063358 | | (3.08) |
| | SEVERANCE TAX | Jan 21 | | | | (5,067.07) | 0.00063359 | 0.00063358 | | (3.67) |
| Total OIL | | | | | | | | 139.26 | 6,141.07 | |
| Total Property | | | | | | | | | 6,482.37 | |
| Property: 62776000 IBEX 10 B3OB FED COM 1H NM 025 | | | | | | | | | | |
| GAS | | | | | | | | | | |
| | WORKING INTEREST | Jan 21 | 1.0000 | 0.00 | | (39.76) | 0.02576796 | 0.03345070 | 0.00 | (1.33) |
| | AD VALOREM TAX | Jan 21 | | | | 0.00 | 0.02576796 | 0.03345070 | | 0.00 |
| | WORKING INTEREST | Jan 21 | 1.0000 | 0.00 | | (39.76) | 0.00086814 | 0.00100604 | 0.00 | (0.04) |
| | AD VALOREM TAX | Jan 21 | | | | 0.00 | 0.00086814 | 0.00100604 | | 0.00 |
| | WORKING INTEREST | Jan 21 | 1.0000 | 0.00 | | (395.84) | 0.03109320 | 0.03109842 | 0.00 | (12.31) |
| | PRODUCTION TAX | Jan 21 | | | | 37.56 | 0.03109320 | 0.03109842 | | 1.17 |
| | WORKING INTEREST | Jan 21 | 1.0000 | 0.00 | | (395.84) | 0.00115751 | 0.00116209 | 0.00 | (0.46) |
| | PRODUCTION TAX | Jan 21 | | | | 37.56 | 0.00115751 | 0.00116209 | | 0.04 |
| | WORKING INTEREST | Jan 21 | 1.2700 | 5,300.74 | 3.19 | 16,888.72 | 0.02576796 | 0.02576927 | 136.61 | 435.21 |
| | AD VALOREM TAX | Jan 21 | | | | (228.89) | 0.02576796 | 0.02576927 | | (6.75) |
| | CONSERVATION TAX | Jan 21 | | | | (28.08) | 0.02576796 | 0.02576927 | | (0.83) |
| | EMERGENCY SCHOOL TAX | Jan 21 | | | | (591.11) | 0.02576796 | 0.02576927 | | (17.42) |
| | PRODUCTION TAX | Jan 21 | | | | 0.00 | 0.02576796 | 0.02576927 | | 0.00 |
| | SEVERANCE TAX | Jan 21 | | | | (554.16) | 0.02576796 | 0.02576927 | | (16.34) |
| | WORKING INTEREST | Jan 21 | 1.2700 | 5,300.74 | 3.19 | 16,888.72 | 0.00086814 | 0.00086804 | 4.60 | 14.66 |
| | AD VALOREM TAX | Jan 21 | | | | (228.89) | 0.00086814 | 0.00086804 | | (0.23) |
| | CONSERVATION TAX | Jan 21 | | | | (28.08) | 0.00086814 | 0.00086804 | | (0.03) |
| | EMERGENCY SCHOOL TAX | Jan 21 | | | | (591.11) | 0.00086814 | 0.00086804 | | (0.59) |

Represented Unit of Measure: Gas = MCFs, Plant Products = GALs, Oil = BBLs

Generated on Tuesday, November 2, 2021 1:03 PM

Page 4 of 12

www.energylink.com

© 2021 Enverus. All rights reserved. Unauthorized use prohibited.

027

028

| Check Number | | 1139381 | | Owner | | 035904 SIANA OIL & GAS CO, LLC | | Operator | | MEWBOURNE OIL COMPANY | |
|--------------|--|---------|--|-------|--|--------------------------------|--|----------|--|-----------------------|--|
| | | | | | | | | | | | |
| | | | | | | | | | | | |
| | | | | | | | | | | | |
| | | | | | | | | | | | |
| | | | | | | | | | | | |
| | | | | | | | | | | | |
| | | | | | | | | | | | |
| | | | | | | | | | | | |
| | | | | | | | | | | | |
| | | | | | | | | | | | |
| | | | | | | | | | | | |
| | | | | | | | | | | | |
| | | | | | | | | | | | |
| | | | | | | | | | | | |
| | | | | | | | | | | | |
| | | | | | | | | | | | |
| | | | | | | | | | | | |
| | | | | | | | | | | | |
| | | | | | | | | | | | |
| | | | | | | | | | | | |
| | | | | | | | | | | | |
| | | | | | | | | | | | |
| | | | | | | | | | | | |
| | | | | | | | | | | | |
| | | | | | | | | | | | |
| | | | | | | | | | | | |
| | | | | | | | | | | | |
| | | | | | | | | | | | |
| | | | | | | | | | | | |
| | | | | | | | | | | | |
| | | | | | | | | | | | |
| | | | | | | | | | | | |
| | | | | | | | | | | | |
| | | | | | | | | | | | |
| | | | | | | | | | | | |
| | | | | | | | | | | | |
| | | | | | | | | | | | |
| | | | | | | | | | | | |
| | | | | | | | | | | | |
| | | | | | | | | | | | |
| | | | | | | | | | | | |
| | | | | | | | | | | | |
| | | | | | | | | | | | |
| | | | | | | | | | | | |
| | | | | | | | | | | | |
| | | | | | | | | | | | |
| | | | | | | | | | | | |
| | | | | | | | | | | | |
| | | | | | | | | | | | |
| | | | | | | | | | | | |
| | | | | | | | | | | | |
| | | | | | | | | | | | |
| | | | | | | | | | | | |
| | | | | | | | | | | | |
| | | | | | | | | | | | |
| | | | | | | | | | | | |
| | | | | | | | | | | | |
| | | | | | | | | | | | |
| | | | | | | | | | | | |
| | | | | | | | | | | | |
| | | | | | | | | | | | |
| | | | | | | | | | | | |
| | | | | | | | | | | | |
| | | | | | | | | | | | |
| | | | | | | | | | | | |
| | | | | | | | | | | | |
| | | | | | | | | | | | |
| | | | | | | | | | | | |
| | | | | | | | | | | | |
| | | | | | | | | | | | |
| | | | | | | | | | | | |
| | | | | | | | | | | | |
| | | | | | | | | | | | |
| | | | | | | | | | | | |
| | | | | | | | | | | | |
| | | | | | | | | | | | |
| | | | | | | | | | | | |
| | | | | | | | | | | | |
| | | | | | | | | | | | |
| | | | | | | | | | | | |
| | | | | | | | | | | | |
| | | | | | | | | | | | |
| | | | | | | | | | | | |
| | | | | | | | | | | | |
| | | | | | | | | | | | |
| | | | | | | | | | | | |
| | | | | | | | | | | | |
| | | | | | | | | | | | |
| | | | | | | | | | | | |
| | | | | | | | | | | | |
| | | | | | | | | | | | |
| | | | | | | | | | | | |
| | | | | | | | | | | | |
| | | | | | | | | | | | |
| | | </ | | | | | | | | | |

Represented Unit of Measure: Gas = MCFs, Plant Products = GALs, Oil = BBLs

www.energylink.com

Generated on Tuesday, November 2, 2021 1:03 PM

Page 5 of 12

© 2021 Enverus. All rights reserved. Unauthorized use prohibited.

028

029

Check Number 1139381

Owner 035904 SIANA OIL & GAS CO, LLC

Operator MEWBOURNE OIL COMPANY

| Type | Production Date | Property Values | | | | Owner Share | | | |
|---|-----------------|-----------------|-----------|-------|------------|----------------|-----------------------|---------------|------------------|
| | | BTU | Volume | Price | Value | Owner Interest | Distribution Interest | Volume | Value |
| SEVERANCE TAX | Jan 21 | | | | (192.10) | 0.00121401 | 0.00121447 | | (0.27) |
| Total GAS WELL GAS | | | | | | | | 358.13 | 827.73 |
| OIL | | | | | | | | | |
| WORKING INTEREST | Jan 21 | | 0.00 | | (68.81) | 0.15501887 | 0.19982561 | 0.00 | (13.75) |
| AD VALOREM TAX | Jan 21 | | | | 0.00 | 0.15501887 | 0.19982561 | | 0.00 |
| WORKING INTEREST | Jan 21 | | 0.00 | | (68.81) | 0.00121401 | 0.00159860 | 0.00 | (0.11) |
| AD VALOREM TAX | Jan 21 | | | | 0.00 | 0.00121401 | 0.00159860 | | 0.00 |
| WORKING INTEREST | Jan 21 | | 4,587.51 | 48.30 | 221,571.57 | 0.15501887 | 0.15501881 | 711.16 | 34,347.76 |
| AD VALOREM TAX | Jan 21 | | | | (3,002.93) | 0.15501887 | 0.15501881 | | (532.00) |
| CONSERVATION TAX | Jan 21 | | | | (368.36) | 0.15501887 | 0.15501881 | | (65.27) |
| EMERGENCY SCHOOL TAX | Jan 21 | | | | (6,107.07) | 0.15501887 | 0.15501881 | | (1,081.99) |
| SEVERANCE TAX | Jan 21 | | | | (7,270.32) | 0.15501887 | 0.15501881 | | (1,288.05) |
| WORKING INTEREST | Jan 21 | | 4,587.51 | 48.30 | 221,571.57 | 0.00121401 | 0.00121401 | 5.57 | 268.99 |
| AD VALOREM TAX | Jan 21 | | | | (3,002.93) | 0.00121401 | 0.00121401 | | (4.17) |
| CONSERVATION TAX | Jan 21 | | | | (368.36) | 0.00121401 | 0.00121401 | | (0.51) |
| EMERGENCY SCHOOL TAX | Jan 21 | | | | (6,107.07) | 0.00121401 | 0.00121401 | | (8.47) |
| SEVERANCE TAX | Jan 21 | | | | (7,270.32) | 0.00121401 | 0.00121401 | | (10.09) |
| Total OIL | | | | | | | | 716.73 | 31,612.34 |
| Total Property | | | | | | | | | 32,422.66 |
| Property: 62907000 GAZELLE 22 B2NC FED COM 2H NM 025 | | | | | | | | | |
| GAS WELL GAS | | | | | | | | | |
| OVERRIDING ROYALTY | Jan 21 | 1.2200 | 10,567.88 | 2.55 | 26,990.83 | 0.00802318 | 0.00802310 | 84.79 | 216.55 |
| AD VALOREM TAX | Jan 21 | | | | (365.80) | 0.00802318 | 0.00802310 | | (3.35) |
| CONSERVATION TAX | Jan 21 | | | | (44.87) | 0.00802318 | 0.00802310 | | (0.41) |
| EMERGENCY SCHOOL TAX | Jan 21 | | | | (944.68) | 0.00802318 | 0.00802310 | | (8.66) |
| SEVERANCE TAX | Jan 21 | | | | (885.64) | 0.00802318 | 0.00802310 | | (8.12) |
| OVERRIDING ROYALTY | Jan 21 | 1.2200 | 10,567.88 | 2.55 | 26,990.83 | 0.00009432 | 0.00009485 | 0.97 | 2.56 |
| EMERGENCY SCHOOL TAX | Jan 21 | | | | (944.68) | 0.00009432 | 0.00009485 | | (0.08) |
| SEVERANCE TAX | Jan 21 | | | | (885.64) | 0.00009432 | 0.00009485 | | (0.07) |
| AD VALOREM TAX | Jan 21 | | | | (365.80) | 0.00009432 | 0.00009485 | | (0.01) |
| CONSERVATION TAX | Jan 21 | | | | (44.87) | 0.00009432 | 0.00009485 | | 0.00 |
| Total GAS WELL GAS | | | | | | | | 85.76 | 198.41 |
| OIL | | | | | | | | | |
| OVERRIDING ROYALTY | Jan 21 | | 5,365.72 | 48.30 | 259,158.24 | 0.00802318 | 0.00802317 | 43.05 | 2,079.27 |
| AD VALOREM TAX | Jan 21 | | | | (3,512.34) | 0.00802318 | 0.00802317 | | (32.20) |
| CONSERVATION TAX | Jan 21 | | | | (430.85) | 0.00802318 | 0.00802317 | | (3.95) |
| EMERGENCY SCHOOL TAX | Jan 21 | | | | (7,143.05) | 0.00802318 | 0.00802317 | | (65.50) |
| SEVERANCE TAX | Jan 21 | | | | (8,503.63) | 0.00802318 | 0.00802317 | | (77.97) |
| OVERRIDING ROYALTY | Jan 21 | | 5,365.72 | 48.30 | 259,158.24 | 0.00009432 | 0.00009434 | 0.51 | 24.45 |
| AD VALOREM TAX | Jan 21 | | | | (3,512.34) | 0.00009432 | 0.00009434 | | (0.38) |
| CONSERVATION TAX | Jan 21 | | | | (430.85) | 0.00009432 | 0.00009434 | | (0.01) |
| EMERGENCY SCHOOL TAX | Jan 21 | | | | (7,143.05) | 0.00009432 | 0.00009434 | | (0.74) |
| SEVERANCE TAX | Jan 21 | | | | (8,503.63) | 0.00009432 | 0.00009434 | | (0.86) |

Represented Unit of Measure: Gas = MCFs, Plant Products = GALS, Oil = BBLs

www.energylink.com

Generated on Tuesday, November 2, 2021 1:03 PM

Page 6 of 12

© 2021 Enverus. All rights reserved. Unauthorized use prohibited.

029

030

Check Number 1139381

Owner 035904 SIANA OIL & GAS CO, LLC

Operator MEWBOURNE OIL COMPANY

| | | Property Values | | | | Owner Share | | | | |
|--------------|----------------------|---------------------------------------|--------|--------------|----------|----------------|-----------------------|------------|----------|------------|
| Type | Production Date | BTU | Volume | Price | Value | Owner Interest | Distribution Interest | Volume | Value | |
| | | | | | | | Total OIL | 43.56 | 1,922.11 | |
| | | | | | | | Total Property | | 2,120.52 | |
| Property: | 62915000 | CREEDENCE 21/16 W0ED ST COM 2H NM 015 | | | | | | | | |
| GAS | | | | | | | | | | |
| | WORKING INTEREST | Jan 21 | 1.0000 | 0.00 | (150.49) | 0.00477272 | 0.00637916 | 0.00 | (0.96) | |
| | AD VALOREM TAX | Jan 21 | | | 0.00 | 0.00477272 | 0.00637916 | | 0.00 | |
| | | | | | | | Total GAS | 0.00 | (0.96) | |
| GAS WELL GAS | | | | | | | | | | |
| | WORKING INTEREST | Jan 21 | 1.4000 | 19,672.00 | 4.79 | 94,279.21 | 0.00477272 | 0.00477274 | 93.89 | 449.97 |
| | AD VALOREM TAX | Jan 21 | | | | (945.64) | 0.00477272 | 0.00477274 | | (5.08) |
| | CONSERVATION TAX | Jan 21 | | | | (159.23) | 0.00477272 | 0.00477274 | | (0.86) |
| | EMERGENCY SCHOOL TAX | Jan 21 | | | | (3,352.15) | 0.00477272 | 0.00477274 | | (18.00) |
| | SEVERANCE TAX | Jan 21 | | | | (3,142.64) | 0.00477272 | 0.00477274 | | (16.88) |
| | WORKING INTEREST | Dec 20 | 1.4000 | (102,253.67) | 3.90 | (399,160.80) | 0.00477272 | 0.00477271 | (488.03) | (1,905.08) |
| | AD VALOREM TAX | Dec 20 | | | | 4,003.67 | 0.00477272 | 0.00477271 | | 21.50 |
| | CONSERVATION TAX | Dec 20 | | | | 674.14 | 0.00477272 | 0.00477271 | | 3.62 |
| | EMERGENCY SCHOOL TAX | Dec 20 | | | | 14,192.38 | 0.00477272 | 0.00477271 | | 76.21 |
| | SEVERANCE TAX | Dec 20 | | | | 13,305.36 | 0.00477272 | 0.00477271 | | 71.44 |
| | WORKING INTEREST | Dec 20 | 1.4000 | 48,475.09 | 3.90 | 189,228.98 | 0.00477272 | 0.00477274 | 231.36 | 903.14 |
| | AD VALOREM TAX | Dec 20 | | | | (1,898.01) | 0.00477272 | 0.00477274 | | (10.19) |
| | CONSERVATION TAX | Dec 20 | | | | (319.59) | 0.00477272 | 0.00477274 | | (1.72) |
| | EMERGENCY SCHOOL TAX | Dec 20 | | | | (6,728.14) | 0.00477272 | 0.00477274 | | (36.13) |
| | SEVERANCE TAX | Dec 20 | | | | (6,307.63) | 0.00477272 | 0.00477274 | | (33.87) |
| | WORKING INTEREST | Feb 20 | 1.3700 | 89,292.61 | 1.44 | 128,305.28 | 0.00477272 | 0.00477200 | 426.17 | 612.37 |
| | AD VALOREM TAX | Feb 20 | | | | (1,287.96) | 0.00477272 | 0.00477200 | | (6.92) |
| | CONSERVATION TAX | Feb 20 | | | | (216.69) | 0.00477272 | 0.00477200 | | (1.17) |
| | EMERGENCY SCHOOL TAX | Feb 20 | | | | (4,561.97) | 0.00477272 | 0.00477200 | | (24.50) |
| | SEVERANCE TAX | Feb 20 | | | | (4,276.84) | 0.00477272 | 0.00477200 | | (22.97) |
| | WORKING INTEREST | Feb 20 | 1.3700 | (89,292.61) | 1.38 | (122,900.45) | 0.00477272 | 0.00477200 | (426.17) | (586.57) |
| | AD VALOREM TAX | Feb 20 | | | | 1,233.70 | 0.00477272 | 0.00477200 | | 6.63 |
| | CONSERVATION TAX | Feb 20 | | | | 207.57 | 0.00477272 | 0.00477200 | | 1.12 |
| | EMERGENCY SCHOOL TAX | Feb 20 | | | | 4,369.79 | 0.00477272 | 0.00477200 | | 23.47 |
| | SEVERANCE TAX | Feb 20 | | | | 4,096.68 | 0.00477272 | 0.00477200 | | 22.00 |
| | | | | | | | Total GAS WELL GAS | (162.78) | (478.47) | |
| OIL | | | | | | | | | | |
| | WORKING INTEREST | Jan 21 | | 0.00 | | (150.51) | 0.00477272 | 0.00637831 | 0.00 | (0.96) |
| | AD VALOREM TAX | Jan 21 | | | | 0.00 | 0.00477272 | 0.00637831 | | 0.00 |
| | WORKING INTEREST | Jan 21 | | 10,033.78 | 48.85 | 490,149.11 | 0.00477272 | 0.00477273 | 47.89 | 2,339.35 |
| | AD VALOREM TAX | Jan 21 | | | | (4,916.30) | 0.00477272 | 0.00477273 | | (26.40) |
| | CONSERVATION TAX | Jan 21 | | | | (827.81) | 0.00477272 | 0.00477273 | | (4.45) |
| | EMERGENCY SCHOOL TAX | Jan 21 | | | | (13,724.18) | 0.00477272 | 0.00477273 | | (73.69) |
| | SEVERANCE TAX | Jan 21 | | | | (16,338.30) | 0.00477272 | 0.00477273 | | (87.73) |
| | | | | | | | Total OIL | 47.89 | 2,146.12 | |

Represented Unit of Measure: Gas = MCFs, Plant Products = GALS, Oil = BBLs

www.energylink.com

Generated on Tuesday, November 2, 2021 1:03 PM

Page 7 of 12

© 2021 Enverus. All rights reserved. Unauthorized use prohibited.

030

031

| Check Number | | 1139381 | | Owner | | 035904 SIANA OIL & GAS CO, LLC | | Operator | | MEWBOURNE OIL COMPANY | |
|--------------|--|---------|--|-------|--|--------------------------------|--|----------|--|-----------------------|--|
| | | | | | | | | | | | |
| | | | | | | | | | | | |
| | | | | | | | | | | | |
| | | | | | | | | | | | |
| | | | | | | | | | | | |
| | | | | | | | | | | | |
| | | | | | | | | | | | |
| | | | | | | | | | | | |
| | | | | | | | | | | | |
| | | | | | | | | | | | |
| | | | | | | | | | | | |
| | | | | | | | | | | | |
| | | | | | | | | | | | |
| | | | | | | | | | | | |
| | | | | | | | | | | | |
| | | | | | | | | | | | |
| | | | | | | | | | | | |
| | | | | | | | | | | | |
| | | | | | | | | | | | |
| | | | | | | | | | | | |
| | | | | | | | | | | | |
| | | | | | | | | | | | |
| | | | | | | | | | | | |
| | | | | | | | | | | | |
| | | | | | | | | | | | |
| | | | | | | | | | | | |
| | | | | | | | | | | | |
| | | | | | | | | | | | |
| | | | | | | | | | | | |
| | | | | | | | | | | | |
| | | | | | | | | | | | |
| | | | | | | | | | | | |
| | | | | | | | | | | | |
| | | | | | | | | | | | |
| | | | | | | | | | | | |
| | | | | | | | | | | | |
| | | | | | | | | | | | |
| | | | | | | | | | | | |
| | | | | | | | | | | | |
| | | | | | | | | | | | |
| | | | | | | | | | | | |
| | | | | | | | | | | | |
| | | | | | | | | | | | |
| | | | | | | | | | | | |
| | | | | | | | | | | | |
| | | | | | | | | | | | |
| | | | | | | | | | | | |
| | | | | | | | | | | | |
| | | | | | | | | | | | |
| | | | | | | | | | | | |
| | | | | | | | | | | | |
| | | | | | | | | | | | |
| | | | | | | | | | | | |
| | | | | | | | | | | | |
| | | | | | | | | | | | |
| | | | | | | | | | | | |
| | | | | | | | | | | | |
| | | | | | | | | | | | |
| | | | | | | | | | | | |
| | | | | | | | | | | | |
| | | | | | | | | | | | |
| | | | | | | | | | | | |
| | | | | | | | | | | | |
| | | | | | | | | | | | |
| | | | | | | | | | | | |
| | | | | | | | | | | | |
| | | | | | | | | | | | |
| | | | | | | | | | | | |
| | | | | | | | | | | | |
| | | | | | | | | | | | |
| | | | | | | | | | | | |
| | | | | | | | | | | | |
| | | | | | | | | | | | |
| | | | | | | | | | | | |
| | | | | | | | | | | | |
| | | | | | | | | | | | |
| | | | | | | | | | | | |
| | | | | | | | | | | | |
| | | | | | | | | | | | |
| | | | | | | | | | | | |
| | | | | | | | | | | | |
| | | | | | | | | | | | |
| | | | | | | | | | | | |
| | | | | | | | | | | | |
| | | | | | | | | | | | |
| | | | | | | | | | | | |
| | | | | | | | | | | | |
| | | | | | | | | | | | |
| | | | | | | | | | | | |
| | | | | | | | | | | | |
| | | | | | | | | | | | |
| | | | | | | | | | | | |
| | | | | | | | | | | | |
| | | | | | | | | | | | |
| | | | | | | | | | | | |
| | | | | | | | | | | | |
| | | | | | | | | | | | |
| | | | | | | | | | | | |
| | | | | | | | | | | | |
| | | | | | | | | | | | |
| | | | | | | | | | | | |
| | | | | | | | | | | | |
| | | | | | | | | | | | |
| | | | | | | | | | | | |

Represented Unit of Measure: Gas = MCFs, Plant Products = GALs, Oil = BBLs

Generated on Tuesday, November 2, 2021 1:03 PM

Page 8 of 12

www.energylink.com

© 2021 Enverus. All rights reserved. Unauthorized use prohibited.

031

032

| Check Number | | Owner | | Operator | | | | | | |
|----------------------|-----------------|-----------------------------------|----------|-----------------------|------------|----------------|-----------------------|--------|------------|--|
| 1139381 | | 035904 SIANA OIL & GAS CO, LLC | | MEWBOURNE OIL COMPANY | | | | | | |
| Type | Production Date | Property Values | | | | Owner Share | | | | |
| | | BTU | Volume | Price | Value | Owner Interest | Distribution Interest | Volume | Value | |
| Property: 62958000 | | GAZELLE 22 B3MD FED COM 1H NM 025 | | | | | | | | |
| GAS | | | | | | | | | | |
| WORKING INTEREST | Jan 21 | 1.0000 | 0.00 | | (24.30) | 0.15501887 | 0.19958848 | 0.00 | (4.85) | |
| AD VALOREM TAX | Jan 21 | | | | 0.00 | 0.15501887 | 0.19958848 | | 0.00 | |
| WORKING INTEREST | Jan 21 | 1.0000 | 0.00 | | (24.30) | 0.00121401 | 0.00164609 | 0.00 | (0.04) | |
| AD VALOREM TAX | Jan 21 | | | | 0.00 | 0.00121401 | 0.00164609 | | 0.00 | |
| WORKING INTEREST | Jan 21 | 1.0000 | 0.00 | | (107.87) | 0.19549819 | 0.19551312 | 0.00 | (21.09) | |
| PRODUCTION TAX | Jan 21 | | | | 10.24 | 0.19549819 | 0.19551312 | | 2.00 | |
| WORKING INTEREST | Jan 21 | 1.0000 | 0.00 | | (107.87) | 0.00149375 | 0.00148327 | 0.00 | (0.16) | |
| PRODUCTION TAX | Jan 21 | | | | 10.24 | 0.00149375 | 0.00148327 | | 0.02 | |
| Total GAS | | | | | | | | 0.00 | (24.12) | |
| GAS WELL GAS | | | | | | | | | | |
| WORKING INTEREST | Jan 21 | 1.2200 | 3,176.19 | 2.55 | 8,112.13 | 0.15501887 | 0.15501847 | 492.38 | 1,257.53 | |
| AD VALOREM TAX | Jan 21 | | | | (108.94) | 0.15501887 | 0.15501847 | | (19.49) | |
| CONSERVATION TAX | Jan 21 | | | | (13.49) | 0.15501887 | 0.15501847 | | (2.41) | |
| EMERGENCY SCHOOL TAX | Jan 21 | | | | (283.92) | 0.15501887 | 0.15501847 | | (50.32) | |
| SEVERANCE TAX | Jan 21 | | | | (266.18) | 0.15501887 | 0.15501847 | | (47.20) | |
| WORKING INTEREST | Jan 21 | 1.2200 | 3,176.19 | 2.55 | 8,112.13 | 0.00121401 | 0.00121423 | 3.86 | 8.85 | |
| AD VALOREM TAX | Jan 21 | | | | (109.94) | 0.00121401 | 0.00121423 | | (0.15) | |
| CONSERVATION TAX | Jan 21 | | | | (13.49) | 0.00121401 | 0.00121423 | | (0.02) | |
| EMERGENCY SCHOOL TAX | Jan 21 | | | | (283.92) | 0.00121401 | 0.00121423 | | (0.39) | |
| SEVERANCE TAX | Jan 21 | | | | (266.18) | 0.00121401 | 0.00121423 | | (0.37) | |
| Total GAS WELL GAS | | | | | | | | 496.24 | 1,147.03 | |
| OIL | | | | | | | | | | |
| WORKING INTEREST | Jan 21 | | 0.00 | | (63.91) | 0.15501887 | 0.19965577 | 0.00 | (12.76) | |
| AD VALOREM TAX | Jan 21 | | | | 0.00 | 0.15501887 | 0.19965577 | | 0.00 | |
| WORKING INTEREST | Jan 21 | | 0.00 | | (63.91) | 0.00121401 | 0.00156470 | 0.00 | (0.10) | |
| AD VALOREM TAX | Jan 21 | | | | 0.00 | 0.00121401 | 0.00156470 | | 0.00 | |
| WORKING INTEREST | Jan 21 | | 4,250.61 | 48.30 | 205,782.67 | 0.15501887 | 0.15501898 | 660.48 | 31,900.22 | |
| AD VALOREM TAX | Jan 21 | | | | (2,788.95) | 0.15501887 | 0.15501898 | | (494.11) | |
| CONSERVATION TAX | Jan 21 | | | | (342.11) | 0.15501887 | 0.15501898 | | (60.63) | |
| EMERGENCY SCHOOL TAX | Jan 21 | | | | (5,671.88) | 0.15501887 | 0.15501898 | | (1,004.87) | |
| SEVERANCE TAX | Jan 21 | | | | (6,752.24) | 0.15501887 | 0.15501898 | | (1,196.26) | |
| WORKING INTEREST | Jan 21 | | 4,260.61 | 48.30 | 205,782.67 | 0.00121401 | 0.00121400 | 5.17 | 249.82 | |
| AD VALOREM TAX | Jan 21 | | | | (2,788.95) | 0.00121401 | 0.00121400 | | (3.87) | |
| CONSERVATION TAX | Jan 21 | | | | (342.11) | 0.00121401 | 0.00121400 | | (0.47) | |
| EMERGENCY SCHOOL TAX | Jan 21 | | | | (5,671.88) | 0.00121401 | 0.00121400 | | (7.87) | |
| SEVERANCE TAX | Jan 21 | | | | (6,752.24) | 0.00121401 | 0.00121400 | | (9.37) | |
| Total OIL | | | | | | | | 666.65 | 29,359.73 | |
| Total Property | | | | | | | | | 30,482.64 | |
| Property: 62959000 | | GAZELLE 22 B3NC FED COM 1H NM 025 | | | | | | | | |

Represented Unit of Measure: Gas = MCFs, Plant Products = GALs, Oil = BBLs

www.energylink.com

Generated on Tuesday, November 2, 2021 1:03 PM

Page 9 of 12

© 2021 Enverus. All rights reserved. Unauthorized use prohibited.

032

033

Check Number 1139381

Owner 035904 SIANA OIL & GAS CO, LLC

Operator MEWBOURNE OIL COMPANY

| | | Type | Production Date | Property Values | | | | Owner Share | | | |
|--------------|----------------------|---------------------------------------|-----------------|-----------------|--------|-------------|------------|----------------|-----------------------|----------|-------|
| | | | | BTU | Volume | Price | Value | Owner Interest | Distribution Interest | Volume | Value |
| GAS WELL GAS | | | | | | | | | | | |
| | OVERRIDING ROYALTY | Jan 21 | 1,2200 | 12,520.80 | 2.55 | 31,978.68 | 0.00802318 | 0.00802316 | 100.46 | 256.57 | |
| | AD VALOREM TAX | Jan 21 | | | | (433.40) | 0.00802318 | 0.00802316 | | (3.97) | |
| | CONSERVATION TAX | Jan 21 | | | | (53.16) | 0.00802318 | 0.00802316 | | (0.49) | |
| | EMERGENCY SCHOOL TAX | Jan 21 | | | | (1,119.25) | 0.00802318 | 0.00802316 | | (10.26) | |
| | SEVERANCE TAX | Jan 21 | | | | (1,049.30) | 0.00802318 | 0.00802316 | | (9.62) | |
| | OVERRIDING ROYALTY | Jan 21 | 1,2200 | 12,520.80 | 2.55 | 31,978.68 | 0.00009432 | 0.00009319 | 1.17 | 2.98 | |
| | AD VALOREM TAX | Jan 21 | | | | (433.40) | 0.00009432 | 0.00009319 | | (0.01) | |
| | CONSERVATION TAX | Jan 21 | | | | (53.16) | 0.00009432 | 0.00009319 | | 0.00 | |
| | EMERGENCY SCHOOL TAX | Jan 21 | | | | (1,119.25) | 0.00009432 | 0.00009319 | | (0.09) | |
| | SEVERANCE TAX | Jan 21 | | | | (1,049.30) | 0.00009432 | 0.00009319 | | (0.09) | |
| | Total GAS WELL GAS | | | | | | | | 101.63 | 235.02 | |
| OIL | | | | | | | | | | | |
| | OVERRIDING ROYALTY | Jan 21 | | 6,392.01 | 48.30 | 308,726.90 | 0.00802318 | 0.00802318 | 51.28 | 2,475.97 | |
| | AD VALOREM TAX | Jan 21 | | | | (4,184.14) | 0.00802318 | 0.00802318 | | (38.37) | |
| | CONSERVATION TAX | Jan 21 | | | | (513.26) | 0.00802318 | 0.00802318 | | (4.71) | |
| | EMERGENCY SCHOOL TAX | Jan 21 | | | | (8,509.29) | 0.00802318 | 0.00802318 | | (78.03) | |
| | SEVERANCE TAX | Jan 21 | | | | (10,130.10) | 0.00802318 | 0.00802318 | | (92.89) | |
| | OVERRIDING ROYALTY | Jan 21 | | 6,392.01 | 48.30 | 308,726.90 | 0.00009432 | 0.00009429 | 0.58 | 29.11 | |
| | AD VALOREM TAX | Jan 21 | | | | (4,184.14) | 0.00009432 | 0.00009429 | | (0.43) | |
| | CONSERVATION TAX | Jan 21 | | | | (513.26) | 0.00009432 | 0.00009429 | | (0.02) | |
| | EMERGENCY SCHOOL TAX | Jan 21 | | | | (8,509.29) | 0.00009432 | 0.00009429 | | (0.85) | |
| | SEVERANCE TAX | Jan 21 | | | | (10,130.10) | 0.00009432 | 0.00009429 | | (1.11) | |
| | Total OIL | | | | | | | | 51.86 | 2,289.68 | |
| | Total Property | | | | | | | | | 2,524.68 | |
| Property: | 72185000 | CREEDENCE 21/16 W0FC ST COM 4H NM 015 | | | | | | | | | |
| GAS | | | | | | | | | | | |
| | WORKING INTEREST | Jan 21 | 1.0000 | 0.00 | | (761.05) | 0.00477272 | 0.00639905 | 0.00 | (4.87) | |
| | AD VALOREM TAX | Jan 21 | | | | 0.00 | 0.00477272 | 0.00639905 | | 0.00 | |
| | Total GAS | | | | | | | | 0.00 | (4.87) | |
| GAS WELL GAS | | | | | | | | | | | |
| | WORKING INTEREST | Dec 20 | 1.4000 | 74,981.13 | 3.90 | 292,698.84 | 0.00477272 | 0.00477272 | 357.86 | 1,396.87 | |
| | AD VALOREM TAX | Dec 20 | | | | (2,935.83) | 0.00477272 | 0.00477272 | | (15.77) | |
| | CONSERVATION TAX | Dec 20 | | | | (494.34) | 0.00477272 | 0.00477272 | | (2.66) | |
| | EMERGENCY SCHOOL TAX | Dec 20 | | | | (10,407.07) | 0.00477272 | 0.00477272 | | (55.89) | |
| | SEVERANCE TAX | Dec 20 | | | | (9,756.63) | 0.00477272 | 0.00477272 | | (52.39) | |
| | WORKING INTEREST | Jan 21 | 1.4000 | 99,481.58 | 4.79 | 476,771.26 | 0.00477272 | 0.00477273 | 474.80 | 2,275.50 | |
| | AD VALOREM TAX | Jan 21 | | | | (4,782.12) | 0.00477272 | 0.00477273 | | (25.68) | |
| | CONSERVATION TAX | Jan 21 | | | | (805.21) | 0.00477272 | 0.00477273 | | (4.33) | |
| | EMERGENCY SCHOOL TAX | Jan 21 | | | | (16,951.87) | 0.00477272 | 0.00477273 | | (91.02) | |
| | SEVERANCE TAX | Jan 21 | | | | (15,892.38) | 0.00477272 | 0.00477273 | | (85.33) | |
| | Total GAS WELL GAS | | | | | | | | 832.66 | 3,339.41 | |
| OIL | | | | | | | | | | | |

Represented Unit of Measure: Gas = MCFs, Plant Products = GALs, Oil = BBLs

www.energylink.com

Generated on Tuesday, November 2, 2021 1:03 PM

Page 10 of 12

© 2021 Enverus. All rights reserved. Unauthorized use prohibited.

033

034

Check Number 1139381

Owner 035904 SIANA OIL & GAS CO, LLC

Operator MEWBOURNE OIL COMPANY

| Type | Production Date | Property Values | | | | Owner Share | | | |
|----------------------|-----------------|-----------------|--------|-------|--------------|----------------|-----------------------|--------|-----------|
| | | BTU | Volume | Price | Value | Owner Interest | Distribution Interest | Volume | Value |
| WORKING INTEREST | Jan 21 | | 0.00 | | (694.05) | 0.00477272 | 0.00639723 | 0.00 | (4.44) |
| AD VALOREM TAX | Jan 21 | | | | 0.00 | 0.00477272 | 0.00639723 | | 0.00 |
| WORKING INTEREST | Jan 21 | 46,269.93 | | 48.85 | 2,260,281.76 | 0.00477272 | 0.00477272 | 220.84 | 10,787.69 |
| AD VALOREM TAX | Jan 21 | | | | (22,671.13) | 0.00477272 | 0.00477272 | | (121.73) |
| CONSERVATION TAX | Jan 21 | | | | (3,817.36) | 0.00477272 | 0.00477272 | | (20.50) |
| EMERGENCY SCHOOL TAX | Jan 21 | | | | (63,287.89) | 0.00477272 | 0.00477272 | | (339.81) |
| SEVERANCE TAX | Jan 21 | | | | (75,342.73) | 0.00477272 | 0.00477272 | | (404.54) |
| Total OIL | | | | | | | | 220.84 | 9,886.67 |
| Total Property | | | | | | | | | 13,231.21 |

Property: 72186000

CREEDENCE 21/16 W1FC ST COM 3H NM 015

GAS

| | | | | | | | | | |
|------------------|--------|--------|------|--|----------|------------|------------|------|--------|
| WORKING INTEREST | Jan 21 | 1.0000 | 0.00 | | (633.38) | 0.00477272 | 0.00639427 | 0.00 | (4.05) |
| AD VALOREM TAX | Jan 21 | | | | 0.00 | 0.00477272 | 0.00639427 | | 0.00 |
| Total GAS | | | | | | | | 0.00 | (4.05) |

GAS WELL GAS

| | | | | | | | | | |
|----------------------|--------|--------|-----------|------|-------------|------------|------------|--------|----------|
| WORKING INTEREST | Dec 20 | 1.4000 | 55,281.27 | 3.90 | 215,797.81 | 0.00477272 | 0.00477271 | 263.84 | 1,029.94 |
| AD VALOREM TAX | Dec 20 | | | | (2,164.50) | 0.00477272 | 0.00477271 | | (11.63) |
| CONSERVATION TAX | Dec 20 | | | | (364.46) | 0.00477272 | 0.00477271 | | (1.96) |
| EMERGENCY SCHOOL TAX | Dec 20 | | | | (7,672.81) | 0.00477272 | 0.00477271 | | (41.20) |
| SEVERANCE TAX | Dec 20 | | | | (7,193.26) | 0.00477272 | 0.00477271 | | (38.63) |
| WORKING INTEREST | Jan 21 | 1.4000 | 82,792.39 | 4.79 | 396,787.35 | 0.00477272 | 0.00477271 | 395.15 | 1,893.75 |
| AD VALOREM TAX | Jan 21 | | | | (3,979.87) | 0.00477272 | 0.00477271 | | (21.37) |
| CONSERVATION TAX | Jan 21 | | | | (670.13) | 0.00477272 | 0.00477271 | | (3.60) |
| EMERGENCY SCHOOL TAX | Jan 21 | | | | (14,107.98) | 0.00477272 | 0.00477271 | | (75.75) |
| SEVERANCE TAX | Jan 21 | | | | (13,226.25) | 0.00477272 | 0.00477271 | | (71.02) |
| Total GAS WELL GAS | | | | | | | | 658.99 | 2,668.63 |

OIL

| | | | | | | | | | |
|----------------------|--------|--|-----------|-------|--------------|------------|------------|--------|-----------|
| WORKING INTEREST | Jan 21 | | 0.00 | | (564.88) | 0.00477272 | 0.00639074 | 0.00 | (3.61) |
| AD VALOREM TAX | Jan 21 | | | | 0.00 | 0.00477272 | 0.00639074 | | 0.00 |
| WORKING INTEREST | Jan 21 | | 37,658.72 | 48.85 | 1,839,624.55 | 0.00477272 | 0.00477272 | 179.73 | 8,780.01 |
| AD VALOREM TAX | Jan 21 | | | | (18,451.84) | 0.00477272 | 0.00477272 | | (99.07) |
| CONSERVATION TAX | Jan 21 | | | | (3,106.92) | 0.00477272 | 0.00477272 | | (16.89) |
| EMERGENCY SCHOOL TAX | Jan 21 | | | | (51,509.49) | 0.00477272 | 0.00477272 | | (276.57) |
| SEVERANCE TAX | Jan 21 | | | | (61,320.82) | 0.00477272 | 0.00477272 | | (329.25) |
| Total OIL | | | | | | | | 179.73 | 8,054.82 |
| Total Property | | | | | | | | | 10,709.30 |

Property: 72310000

IBEX 15/10 B1PA FED COM 2H NM 025

GAS

| | | | | | | | | | |
|------------------|--------|--------|------|--|----------|------------|------------|------|--------|
| WORKING INTEREST | Jan 21 | 1.0000 | 0.00 | | (76.27) | 0.00040427 | 0.00052445 | 0.00 | (0.04) |
| AD VALOREM TAX | Jan 21 | | | | 0.00 | 0.00040427 | 0.00052445 | | 0.00 |
| WORKING INTEREST | Jan 21 | 1.0000 | 0.00 | | (932.18) | 0.00053902 | 0.00053638 | 0.00 | (0.50) |

Represented Unit of Measure Gas = MCFs, Plant Products = GALs, Oil = BBLs

www.energylink.com

Generated on Tuesday, November 2, 2021 1:03 PM

Page 11 of 12

© 2021 Enverus. All rights reserved. Unauthorized use prohibited.

034

035

| Check Number | | 1139381 | | Owner | | 035904 SIANA OIL & GAS CO, LLC | | Operator | | MEWBOURNE OIL COMPANY | |
|--------------|----------------------|-------------------|------------------|------------------------------|------------------------|--------------------------------|-----------------|-----------------------|--------|-----------------------|--|
| | | | | Property Values | | | | Owner Share | | | |
| Type | | Production Date | BTU | Volume | Price | Value | Owner Interest | Distribution Interest | Volume | Value | |
| GAS WELL GAS | PRODUCTION TAX | Jan 21 | | | | 88.45 | 0.00053902 | 0.00053638 | | 0.05 | |
| | | | | | | | | Total GAS | 0.00 | (0.49) | |
| | WORKING INTEREST | Jan 21 | 1.3000 | 9,915.72 | 3.14 | 31,111.67 | 0.00040427 | 0.00040435 | 4.01 | 12.58 | |
| | AD VALOREM TAX | Jan 21 | | | | (421.65) | 0.00040427 | 0.00040435 | | (0.19) | |
| | CONSERVATION TAX | Jan 21 | | | | (51.72) | 0.00040427 | 0.00040435 | | (0.02) | |
| | EMERGENCY SCHOOL TAX | Jan 21 | | | | (1,088.91) | 0.00040427 | 0.00040435 | | (0.50) | |
| | SEVERANCE TAX | Jan 21 | | | | (1,020.85) | 0.00040427 | 0.00040435 | | (0.47) | |
| | | | | | | | | Total GAS WELL GAS | 4.01 | 11.40 | |
| OIL | WORKING INTEREST | Jan 21 | | 0.00 | | (68.51) | 0.00040427 | 0.00058386 | 0.00 | (0.04) | |
| | AD VALOREM TAX | Jan 21 | | | | 0.00 | 0.00040427 | 0.00058386 | | 0.00 | |
| | WORKING INTEREST | Jan 21 | | 4,567.44 | 48.30 | 220,602.21 | 0.00040427 | 0.00040426 | 1.85 | 89.18 | |
| | AD VALOREM TAX | Jan 21 | | | | (2,989.79) | 0.00040427 | 0.00040426 | | (1.38) | |
| | CONSERVATION TAX | Jan 21 | | | | (366.75) | 0.00040427 | 0.00040426 | | (0.17) | |
| | EMERGENCY SCHOOL TAX | Jan 21 | | | | (6,080.35) | 0.00040427 | 0.00040426 | | (2.81) | |
| | SEVERANCE TAX | Jan 21 | | | | (7,238.51) | 0.00040427 | 0.00040426 | | (3.34) | |
| | | | | | | | | Total OIL | 1.85 | 81.44 | |
| | | | | | | | | Total Property | | 92.35 | |
| Property: | | 72580000 | | OXY BYPASS 16 STATE 1 NM 015 | | | | | | | |
| GAS | WORKING INTEREST | Jan 21 | 1.0000 | 0.00 | | (0.25) | 0.09449999 | 0.12000000 | 0.00 | (0.03) | |
| | AD VALOREM TAX | Jan 21 | | | | 0.00 | 0.09449999 | 0.12000000 | | 0.00 | |
| | WORKING INTEREST | Jan 21 | 0.9900 | 32.61 | 1.28 | 41.60 | 0.09449999 | 0.09471154 | 3.09 | 3.94 | |
| | AD VALOREM TAX | Jan 21 | | | | (0.39) | 0.09449999 | 0.09471154 | | (0.05) | |
| | CONSERVATION TAX | Jan 21 | | | | (0.07) | 0.09449999 | 0.09471154 | | (0.01) | |
| | EMERGENCY SCHOOL TAX | Jan 21 | | | | (1.39) | 0.09449999 | 0.09471154 | | (0.17) | |
| | SEVERANCE TAX | Jan 21 | | | | (1.30) | 0.09449999 | 0.09471154 | | (0.16) | |
| | | | | | | | | Total GAS | 3.09 | 3.52 | |
| | | | | | | | | Total Property | | 3.52 | |
| | | Owner Gross Value | Owner Deductions | Owner Taxes | Non Revenue Deductions | | Owner Net Value | | | | |
| Check Total | | 156,383.02 | (23,129.34) | (13,482.09) | | | 119,771.59 | | | | |

Represented Unit of Measure: Gas = MCFs, Plant Products = GALs, Oil = BBLs

Generated on Tuesday, November 2, 2021 1:03 PM

© 2021 Enverus. All rights reserved. Unauthorized use prohibited.

www.enveruslink.com

Page 12 of 12

035

036



Revenue Statement

Owner

035904
SIANA OIL & GAS CO, LLC
TOM M RAGSDALE
400 N SAM HOUSTON PKWY EAST, STE 601
HOUSTON, TX 77060

Operator

MEWBOURNE OIL COMPANY
P O BOX 7698
TYLER, TX 75711-7698
(903) 561-2900
ownerrelations@mewbourne.com

Check

Check Number 1153028
Check Amount 24,300.46
Check Date April 15, 2021

Copyright Notice

© 2021 Enverus. All rights reserved. Unauthorized use prohibited.

Data, reports, user interface, software and other content which is accessed by users through EnergyLink constitutes copyright protected content owned by Enverus. Any unauthorized copying, scraping, downloading, retransmission, redistribution, reproduction, republishing or other duplication or modification of copyright protected content is a violation of Canadian and US federal copyright laws and may be subject to legal action. Other than PDF copies for use in an unmodified format by authorized users, no one has permission to copy, scrape, download, retransmit, redistribute, reproduce, republish, duplicate, modify or make public for commercial use this copyright protected content, in any form, without the express written permission of Enverus.

| | Type | Production Date | Property Values | | | | Owner Share | | | |
|-----------|----------------------|-------------------------------------|-----------------|----------|-------|-----------|----------------|-----------------------|-------------|----------|
| | | | BTU | Volume | Price | Value | Owner Interest | Distribution Interest | Volume | Value |
| Property: | 00005000 | JIB CLEARING - REVENUE TX 999 | | | | | | | | |
| GAS | JIB OFFSET | Apr 21 | | | | 0.00 | 0.00000000 | 0.00000000 | (16,231.84) | |
| | | | | | | | | Total GAS | (16,231.84) | |
| | | | | | | | | Total Property | (16,231.84) | |
| Property: | 62390000 | PRONGHORN 15 B3BO FED COM 1H NM 025 | | | | | | | | |
| GAS | WORKING INTEREST | Feb 21 | 1.0000 | 0.00 | | (18.86) | 0.05402784 | 0.06839873 | 0.00 | (1.29) |
| | AD VALOREM TAX | Feb 21 | | | | 0.00 | 0.05402784 | 0.06839873 | | 0.00 |
| | WORKING INTEREST | Feb 21 | 1.0000 | 0.00 | | (361.45) | 0.06837475 | 0.06836354 | 0.00 | (24.71) |
| | PRODUCTION TAX | Feb 21 | | | | 34.30 | 0.06837475 | 0.06836354 | | 2.35 |
| | WORKING INTEREST | Feb 21 | 1.2600 | 2,464.74 | 4.98 | 12,285.33 | 0.05402784 | 0.05402785 | 133.18 | 663.75 |
| | AD VALOREM TAX | Feb 21 | | | | (166.50) | 0.05402784 | 0.05402785 | | (10.31) |
| | CONSERVATION TAX | Feb 21 | | | | (20.42) | 0.05402784 | 0.05402785 | | (1.27) |
| | EMERGENCY SCHOOL TAX | Feb 21 | | | | (429.99) | 0.05402784 | 0.05402785 | | (26.57) |
| | PRODUCTION TAX | Feb 21 | | | | 0.00 | 0.05402784 | 0.05402785 | | 0.00 |
| | SEVERANCE TAX | Feb 21 | | | | (403.11) | 0.05402784 | 0.05402785 | | (24.91) |
| | | | | | | | | Total GAS | 133.18 | 577.04 |
| OIL | WORKING INTEREST | Feb 21 | | 0.00 | | (20.16) | 0.05402784 | 0.06845238 | 0.00 | (1.38) |
| | AD VALOREM TAX | Feb 21 | | | | 0.00 | 0.05402784 | 0.06845238 | | 0.00 |
| | WORKING INTEREST | Feb 21 | | 1,343.82 | 54.12 | 72,732.63 | 0.05402784 | 0.05402802 | 72.63 | 3,929.60 |
| | AD VALOREM TAX | Feb 21 | | | | (985.74) | 0.05402784 | 0.05402802 | | (60.88) |
| | CONSERVATION TAX | Feb 21 | | | | (120.92) | 0.05402784 | 0.05402802 | | (7.49) |

Represented Unit of Measure: Gas = MCFs, Plant Products = GALs, Oil = BBLs

www.energylink.com

Generated on Tuesday, November 2, 2021 1:37 PM

Page 1 of 12

© 2021 Enverus. All rights reserved. Unauthorized use prohibited.

036

037

Check Number 1153028

Owner 035904 SIANA OIL & GAS CO, LLC

Operator MEWBOURNE OIL COMPANY

| Type | Production Date | Property Values | | | | Owner Share | | | |
|----------------------|-----------------|-----------------|--------|-------|------------|----------------|-----------------------|--------|----------|
| | | BTU | Volume | Price | Value | Owner Interest | Distribution Interest | Volume | Value |
| EMERGENCY SCHOOL TAX | Feb 21 | | | | (2,004.69) | 0.05402784 | 0.05402802 | | (123.80) |
| PRODUCTION TAX | Feb 21 | | | | 0.00 | 0.05402784 | 0.05402802 | | 0.00 |
| SEVERANCE TAX | Feb 21 | | | | (2,386.54) | 0.05402784 | 0.05402802 | | (147.38) |
| Total OIL | | | | | | | | 72.83 | 3,588.67 |
| Total Property | | | | | | | | | 4,165.71 |

Property: 62391000

PRONGHORN 15 B3CN FED COM 1H NM 025

OIL

| | | | | | | | | | |
|----------------------|--------|--|--------|-------|-----------|------------|------------|-------|---------|
| WORKING INTEREST | Feb 21 | | 0.00 | | (3.57) | 0.05391420 | 0.06722689 | 0.00 | (0.24) |
| AD VALOREM TAX | Feb 21 | | | | 0.00 | 0.05391420 | 0.06722689 | | 0.00 |
| WORKING INTEREST | Feb 21 | | 238.21 | 54.12 | 12,892.83 | 0.05391420 | 0.05391524 | 12.87 | 695.12 |
| AD VALOREM TAX | Feb 21 | | | | (174.73) | 0.05391420 | 0.05391524 | | (10.79) |
| CONSERVATION TAX | Feb 21 | | | | (21.43) | 0.05391420 | 0.05391524 | | (1.33) |
| EMERGENCY SCHOOL TAX | Feb 21 | | | | (355.36) | 0.05391420 | 0.05391524 | | (21.91) |
| SEVERANCE TAX | Feb 21 | | | | (423.05) | 0.05391420 | 0.05391524 | | (26.08) |
| Total OIL | | | | | | | | 12.87 | 834.76 |
| Total Property | | | | | | | | | 834.76 |

Property: 62392000

PRONGHORN 15 B3DM FED COM 1H NM 025

GAS

| | | | | | | | | | |
|----------------------|--------|--------|--------|------|-------------|------------|------------|-------|------------|
| WORKING INTEREST | Feb 21 | 1.0000 | 0.00 | | (2.14) | 0.05328145 | 0.07009346 | 0.00 | (0.15) |
| AD VALOREM TAX | Feb 21 | | | | 0.00 | 0.05328145 | 0.07009346 | | 0.00 |
| WORKING INTEREST | Jan 18 | 1.0000 | 0.00 | | (12,893.24) | 0.06837475 | 0.06837459 | 0.00 | (881.57) |
| PRODUCTION TAX | Jan 18 | | | | 1,241.61 | 0.06837475 | 0.06837459 | | 84.89 |
| WORKING INTEREST | Feb 18 | 1.0000 | 0.00 | | (12,031.32) | 0.06837475 | 0.06837487 | 0.00 | (822.64) |
| PRODUCTION TAX | Feb 18 | | | | 1,158.60 | 0.06837475 | 0.06837487 | | 79.22 |
| WORKING INTEREST | Mar 18 | 1.0000 | 0.00 | | (12,143.45) | 0.06837475 | 0.06837513 | 0.00 | (830.31) |
| PRODUCTION TAX | Mar 18 | | | | 1,169.40 | 0.06837475 | 0.06837513 | | 79.96 |
| WORKING INTEREST | Apr 18 | 1.0000 | 0.00 | | (4,739.49) | 0.06837475 | 0.06837445 | 0.00 | (324.06) |
| PRODUCTION TAX | Apr 18 | | | | 456.41 | 0.06837475 | 0.06837445 | | 31.21 |
| WORKING INTEREST | Feb 21 | 1.0000 | 0.00 | | (40.93) | 0.06837475 | 0.06840948 | 0.00 | (2.60) |
| PRODUCTION TAX | Feb 21 | | | | 3.88 | 0.06837475 | 0.06840948 | | 0.27 |
| WORKING INTEREST | Feb 21 | 1.2600 | 279.12 | 4.98 | 1,391.26 | 0.05328145 | 0.05329701 | 14.80 | 74.15 |
| AD VALOREM TAX | Feb 21 | | | | (18.86) | 0.05328145 | 0.05329701 | | (1.17) |
| CONSERVATION TAX | Feb 21 | | | | (2.31) | 0.05328145 | 0.05329701 | | (0.15) |
| EMERGENCY SCHOOL TAX | Feb 21 | | | | (48.69) | 0.05328145 | 0.05329701 | | (2.99) |
| SEVERANCE TAX | Feb 21 | | | | (45.65) | 0.05328145 | 0.05329701 | | (2.81) |
| Total GAS | | | | | | | | 14.80 | (2,518.95) |

OIL

| | | | | | | | | | |
|------------------|--------|--|--------|-------|-----------|------------|------------|-------|---------|
| WORKING INTEREST | Feb 21 | | 0.00 | | (3.95) | 0.05328145 | 0.06835443 | 0.00 | (0.27) |
| AD VALOREM TAX | Feb 21 | | | | 0.00 | 0.05328145 | 0.06835443 | | 0.00 |
| WORKING INTEREST | Feb 21 | | 263.16 | 54.12 | 14,243.21 | 0.05328145 | 0.05328223 | 14.05 | 758.91 |
| AD VALOREM TAX | Feb 21 | | | | (193.04) | 0.05328145 | 0.05328223 | | (11.78) |

Represented Unit of Measure: Gas = MCFs, Plant Products = GALs, Oil = BBLs

Generated on Tuesday, November 2, 2021 1:37 PM

© 2021 Enverus. All rights reserved. Unauthorized use prohibited.

www.enveruslink.com

Page 2 of 12

037

038

Check Number 1153028

Owner 035904 SIANA OIL & GAS CO, LLC

Operator MEWBOURNE OIL COMPANY

| Type | Production Date | Property Values | | | | Owner Share | | | |
|---|-----------------|-----------------|----------|-------|------------|----------------|-----------------------|--------|------------|
| | | BTU | Volume | Price | Value | Owner Interest | Distribution Interest | Volume | Value |
| CONSERVATION TAX | Feb 21 | | | | (23.68) | 0.05328145 | 0.05328223 | | (1.46) |
| EMERGENCY SCHOOL TAX | Feb 21 | | | | (392.58) | 0.05328145 | 0.05328223 | | (23.94) |
| SEVERANCE TAX | Feb 21 | | | | (467.36) | 0.05328145 | 0.05328223 | | (28.49) |
| Total OIL | | | | | | | | 14.05 | 692.97 |
| Total Property | | | | | | | | | (1,825.98) |
| Property: 62774000 IBEX 10 B3MD FED COM 1H NM 025 | | | | | | | | | |
| GAS | | | | | | | | | |
| WORKING INTEREST | Feb 21 | 1.0000 | 0.00 | | (18.09) | 0.04291353 | 0.05472637 | 0.00 | (0.99) |
| AD VALOREM TAX | Feb 21 | | | | 0.00 | 0.04291353 | 0.05472637 | | 0.00 |
| WORKING INTEREST | Feb 21 | 1.0000 | 0.00 | | (18.09) | 0.00063359 | 0.00055279 | 0.00 | (0.01) |
| AD VALOREM TAX | Feb 21 | | | | 0.00 | 0.00063359 | 0.00055279 | | 0.00 |
| WORKING INTEREST | Feb 21 | 1.0000 | 0.00 | | (346.83) | 0.05190886 | 0.05189862 | 0.00 | (18.00) |
| PRODUCTION TAX | Feb 21 | | | | 32.91 | 0.05190886 | 0.05189862 | | 1.71 |
| WORKING INTEREST | Feb 21 | 1.0000 | 0.00 | | (346.83) | 0.00084478 | 0.00083614 | 0.00 | (0.29) |
| PRODUCTION TAX | Feb 21 | | | | 32.91 | 0.00084478 | 0.00083614 | | 0.03 |
| WORKING INTEREST | Feb 21 | 1.3100 | 2,365.04 | 4.98 | 11,788.45 | 0.04291353 | 0.04291574 | 101.51 | 505.81 |
| AD VALOREM TAX | Feb 21 | | | | (159.77) | 0.04291353 | 0.04291574 | | (7.86) |
| CONSERVATION TAX | Feb 21 | | | | (19.60) | 0.04291353 | 0.04291574 | | (0.87) |
| EMERGENCY SCHOOL TAX | Feb 21 | | | | (412.60) | 0.04291353 | 0.04291574 | | (20.26) |
| SEVERANCE TAX | Feb 21 | | | | (386.81) | 0.04291353 | 0.04291574 | | (19.00) |
| WORKING INTEREST | Feb 21 | 1.3100 | 2,365.04 | 4.98 | 11,788.45 | 0.00063359 | 0.00063367 | 1.50 | 7.47 |
| AD VALOREM TAX | Feb 21 | | | | (159.77) | 0.00063359 | 0.00063367 | | (0.12) |
| CONSERVATION TAX | Feb 21 | | | | (19.60) | 0.00063359 | 0.00063367 | | (0.01) |
| EMERGENCY SCHOOL TAX | Feb 21 | | | | (412.60) | 0.00063359 | 0.00063367 | | (0.30) |
| SEVERANCE TAX | Feb 21 | | | | (386.81) | 0.00063359 | 0.00063367 | | (0.28) |
| Total GAS | | | | | | | | 103.01 | 447.03 |
| OIL | | | | | | | | | |
| WORKING INTEREST | Feb 21 | | 0.00 | | (19.99) | 0.04291353 | 0.05452726 | 0.00 | (1.09) |
| AD VALOREM TAX | Feb 21 | | | | 0.00 | 0.04291353 | 0.05452726 | | 0.00 |
| WORKING INTEREST | Feb 21 | | 0.00 | | (19.99) | 0.00063359 | 0.00100050 | 0.00 | (0.02) |
| AD VALOREM TAX | Feb 21 | | | | 0.00 | 0.00063359 | 0.00100050 | | 0.00 |
| WORKING INTEREST | Feb 21 | | 1,332.35 | 54.12 | 72,111.83 | 0.04291353 | 0.04291390 | 57.20 | 3,094.60 |
| AD VALOREM TAX | Feb 21 | | | | (977.32) | 0.04291353 | 0.04291390 | | (47.97) |
| CONSERVATION TAX | Feb 21 | | | | (119.89) | 0.04291353 | 0.04291390 | | (5.91) |
| EMERGENCY SCHOOL TAX | Feb 21 | | | | (1,987.58) | 0.04291353 | 0.04291390 | | (97.50) |
| SEVERANCE TAX | Feb 21 | | | | (2,366.17) | 0.04291353 | 0.04291390 | | (116.07) |
| WORKING INTEREST | Feb 21 | | 1,332.35 | 54.12 | 72,111.83 | 0.00063359 | 0.00063360 | 0.84 | 45.69 |
| AD VALOREM TAX | Feb 21 | | | | (977.32) | 0.00063359 | 0.00063360 | | (0.71) |
| CONSERVATION TAX | Feb 21 | | | | (119.89) | 0.00063359 | 0.00063360 | | (0.09) |
| EMERGENCY SCHOOL TAX | Feb 21 | | | | (1,987.58) | 0.00063359 | 0.00063360 | | (1.44) |
| SEVERANCE TAX | Feb 21 | | | | (2,366.17) | 0.00063359 | 0.00063360 | | (1.71) |
| Total OIL | | | | | | | | 58.04 | 2,867.78 |
| Total Property | | | | | | | | | 3,314.81 |

Represented Unit of Measure: Gas = MCFs, Plant Products = GALS, Oil = BBLs

Generated on Tuesday, November 2, 2021 1:37 PM

© 2021 Enverus. All rights reserved. Unauthorized use prohibited

www.enervylink.com

Page 3 of 12

038

039

| Check Number | | 1153028 | | Owner | | 035904 SIANA OIL & GAS CO, LLC | | Operator | | MEWBOURNE OIL COMPANY | |
|--------------|--|---------|--|-------|--|--------------------------------|--|----------|--|-----------------------|--|
| | | | | | | | | | | | |
| | | | | | | | | | | | |
| | | | | | | | | | | | |
| | | | | | | | | | | | |
| | | | | | | | | | | | |
| | | | | | | | | | | | |
| | | | | | | | | | | | |
| | | | | | | | | | | | |
| | | | | | | | | | | | |
| | | | | | | | | | | | |
| | | | | | | | | | | | |
| | | | | | | | | | | | |
| | | | | | | | | | | | |
| | | | | | | | | | | | |
| | | | | | | | | | | | |
| | | | | | | | | | | | |
| | | | | | | | | | | | |
| | | | | | | | | | | | |
| | | | | | | | | | | | |
| | | | | | | | | | | | |
| | | | | | | | | | | | |
| | | | | | | | | | | | |
| | | | | | | | | | | | |
| | | | | | | | | | | | |
| | | | | | | | | | | | |
| | | | | | | | | | | | |
| | | | | | | | | | | | |
| | | | | | | | | | | | |
| | | | | | | | | | | | |
| | | | | | | | | | | | |
| | | | | | | | | | | | |
| | | | | | | | | | | | |
| | | | | | | | | | | | |
| | | | | | | | | | | | |
| | | | | | | | | | | | |
| | | | | | | | | | | | |
| | | | | | | | | | | | |
| | | | | | | | | | | | |
| | | | | | | | | | | | |
| | | | | | | | | | | | |
| | | | | | | | | | | | |
| | | | | | | | | | | | |
| | | | | | | | | | | | |
| | | | | | | | | | | | |
| | | | | | | | | | | | |
| | | | | | | | | | | | |
| | | | | | | | | | | | |
| | | | | | | | | | | | |
| | | | | | | | | | | | |
| | | | | | | | | | | | |
| | | | | | | | | | | | |
| | | | | | | | | | | | |
| | | | | | | | | | | | |
| | | | | | | | | | | | |
| | | | | | | | | | | | |
| | | | | | | | | | | | |
| | | | | | | | | | | | |
| | | | | | | | | | | | |
| | | | | | | | | | | | |
| | | | | | | | | | | | |
| | | | | | | | | | | | |
| | | | | | | | | | | | |
| | | | | | | | | | | | |
| | | | | | | | | | | | |
| | | | | | | | | | | | |
| | | | | | | | | | | | |
| | | | | | | | | | | | |
| | | | | | | | | | | | |
| | | | | | | | | | | | |
| | | | | | | | | | | | |
| | | | | | | | | | | | |
| | | | | | | | | | | | |
| | | | | | | | | | | | |
| | | | | | | | | | | | |
| | | | | | | | | | | | |
| | | | | | | | | | | | |
| | | | | | | | | | | | |
| | | | | | | | | | | | |
| | | | | | | | | | | | |
| | | | | | | | | | | | |
| | | | | | | | | | | | |
| | | | | | | | | | | | |
| | | | | | | | | | | | |
| | | | | | | | | | | | |
| | | | | | | | | | | | |
| | | | | | | | | | | | |
| | | | | | | | | | | | |
| | | | | | | | | | | | |
| | | | | | | | | | | | |
| | | | | | | | | | | | |
| | | | | | | | | | | | |
| | | | | | | | | | | | |
| | | | | | | | | | | | |
| | | | | | | | | | | | |
| | | | | | | | | | | | |
| | | | | | | | | | | | |
| | | | | | | | | | | | |

Represented Unit of Measure: Gas = MCFs, Plant Products = GALs, Oil = BBLs

Generated on Tuesday, November 2, 2021 1:37 PM

Page 4 of 12

www.eneravlink.com

© 2021 Enverus. All rights reserved. Unauthorized use prohibited.

039

040

Check Number 1153028

Owner 035904 SIANA OIL & GAS CO, LLC

Operator MEWBOURNE OIL COMPANY

| Type | Production Date | Property Values | | | | Owner Share | | | |
|----------------------|-----------------|-----------------|--------|-------|------------|----------------|-----------------------|--------|----------|
| | | BTU | Volume | Price | Value | Owner Interest | Distribution Interest | Volume | Value |
| CONSERVATION TAX | Feb 21 | | | | (62.21) | 0.00063359 | 0.00063360 | | (0.05) |
| EMERGENCY SCHOOL TAX | Feb 21 | | | | (1,031.42) | 0.00063359 | 0.00063360 | | (0.75) |
| SEVERANCE TAX | Feb 21 | | | | (1,227.88) | 0.00063359 | 0.00063360 | | (0.89) |
| Total OIL | | | | | | | | 30.13 | 1,488.12 |
| Total Property | | | | | | | | | 1,758.32 |

Property: 62776000

IBEX 10 B30B FED COM 1H NM 025

GAS

| | | | | | | | | | |
|----------------------|--------|--------|--------|------|----------|------------|------------|-------|--------|
| WORKING INTEREST | Feb 21 | 1.0000 | 0.00 | | (5.11) | 0.02576796 | 0.03326810 | 0.00 | (0.17) |
| AD VALOREM TAX | Feb 21 | | | | 0.00 | 0.02576796 | 0.03326810 | | 0.00 |
| WORKING INTEREST | Feb 21 | 1.0000 | 0.00 | | (5.11) | 0.00086814 | 0.00195695 | 0.00 | (0.01) |
| AD VALOREM TAX | Feb 21 | | | | 0.00 | 0.00086814 | 0.00195695 | | 0.00 |
| WORKING INTEREST | Feb 21 | 1.0000 | 0.00 | | (98.04) | 0.03109320 | 0.03110975 | 0.00 | (3.05) |
| PRODUCTION TAX | Feb 21 | | | | 9.30 | 0.03109320 | 0.03110975 | | 0.29 |
| WORKING INTEREST | Feb 21 | 1.0000 | 0.00 | | (98.04) | 0.00115751 | 0.00112199 | 0.00 | (0.11) |
| PRODUCTION TAX | Feb 21 | | | | 9.30 | 0.00115751 | 0.00112199 | | 0.01 |
| WORKING INTEREST | Feb 21 | 1.2700 | 668.56 | 4.98 | 3,332.40 | 0.02576796 | 0.02578022 | 17.24 | 85.91 |
| AD VALOREM TAX | Feb 21 | | | | (45.16) | 0.02576796 | 0.02578022 | | (1.34) |
| CONSERVATION TAX | Feb 21 | | | | (5.54) | 0.02576796 | 0.02578022 | | (0.17) |
| EMERGENCY SCHOOL TAX | Feb 21 | | | | (116.63) | 0.02576796 | 0.02578022 | | (3.45) |
| PRODUCTION TAX | Feb 21 | | | | 0.00 | 0.02576796 | 0.02578022 | | 0.00 |
| SEVERANCE TAX | Feb 21 | | | | (109.34) | 0.02576796 | 0.02578022 | | (3.23) |
| WORKING INTEREST | Feb 21 | 1.2700 | 668.56 | 4.98 | 3,332.40 | 0.00086814 | 0.00086724 | 0.58 | 2.89 |
| AD VALOREM TAX | Feb 21 | | | | (45.16) | 0.00086814 | 0.00086724 | | (0.04) |
| CONSERVATION TAX | Feb 21 | | | | (5.54) | 0.00086814 | 0.00086724 | | (0.01) |
| EMERGENCY SCHOOL TAX | Feb 21 | | | | (116.63) | 0.00086814 | 0.00086724 | | (0.12) |
| PRODUCTION TAX | Feb 21 | | | | 0.00 | 0.00086814 | 0.00086724 | | 0.00 |
| SEVERANCE TAX | Feb 21 | | | | (109.34) | 0.00086814 | 0.00086724 | | (0.11) |
| Total GAS | | | | | | | | 17.82 | 77.29 |

OIL

| | | | | | | | | | |
|----------------------|--------|--|--------|-------|------------|------------|------------|-------|----------|
| WORKING INTEREST | Feb 21 | | 0.00 | | (12.11) | 0.02576796 | 0.03303055 | 0.00 | (0.40) |
| AD VALOREM TAX | Feb 21 | | | | 0.00 | 0.02576796 | 0.03303055 | | 0.00 |
| WORKING INTEREST | Feb 21 | | 0.00 | | (12.11) | 0.00086814 | 0.00082576 | 0.00 | (0.01) |
| AD VALOREM TAX | Feb 21 | | | | 0.00 | 0.00086814 | 0.00082576 | | 0.00 |
| WORKING INTEREST | Feb 21 | | 807.62 | 54.12 | 43,711.45 | 0.02576796 | 0.02576831 | 20.83 | 1,126.37 |
| AD VALOREM TAX | Feb 21 | | | | (592.42) | 0.02576796 | 0.02576831 | | (17.46) |
| CONSERVATION TAX | Feb 21 | | | | (72.67) | 0.02576796 | 0.02576831 | | (2.15) |
| EMERGENCY SCHOOL TAX | Feb 21 | | | | (1,204.80) | 0.02576796 | 0.02576831 | | (35.50) |
| PRODUCTION TAX | Feb 21 | | | | 0.00 | 0.02576796 | 0.02576831 | | 0.00 |
| SEVERANCE TAX | Feb 21 | | | | (1,434.28) | 0.02576796 | 0.02576831 | | (42.26) |
| WORKING INTEREST | Feb 21 | | 807.62 | 54.12 | 43,711.45 | 0.00086814 | 0.00086819 | 0.70 | 37.95 |
| AD VALOREM TAX | Feb 21 | | | | (592.42) | 0.00086814 | 0.00086819 | | (0.59) |
| CONSERVATION TAX | Feb 21 | | | | (72.67) | 0.00086814 | 0.00086819 | | (0.07) |
| EMERGENCY SCHOOL TAX | Feb 21 | | | | (1,204.80) | 0.00086814 | 0.00086819 | | (1.20) |

Represented Unit of Measure: Gas = MCFs, Plant Products = GALs, Oil = BBLs

www.energylink.com

Generated on Tuesday, November 2, 2021 1:37 PM

Page 5 of 12

© 2021 Enverus. All rights reserved. Unauthorized use prohibited.

040

041

| Check Number | | 1153028 | | Owner | | 035904 SIANA OIL & GAS CO, LLC | | Operator | | MEWBOURNE OIL COMPANY | | |
|----------------------|--|-----------------|--|---------------------------------------|--------|--------------------------------|------------|----------------|-----------------------|-----------------------|----------|----------|
| | | | | Property Values | | | | Owner Share | | | | |
| Type | | Production Date | | BTU | Volume | Price | Value | Owner Interest | Distribution Interest | Volume | Value | |
| PRODUCTION TAX | | Feb 21 | | | | | 0.00 | 0.00086814 | 0.00086819 | | 0.00 | |
| SEVERANCE TAX | | Feb 21 | | | | | (1,434.28) | 0.00086814 | 0.00086819 | | (1.42) | |
| | | | | | | | | | | Total OIL | 21.63 | 1,063.26 |
| | | | | | | | | | | Total Property | | 1,140.55 |
| Property: | | 62906000 | | GAZELLE 22 B2MD FED COM 2H NM 025 | | | | | | | | |
| OIL | | | | | | | | | | | | |
| WORKING INTEREST | | Feb 21 | | | 0.00 | | (2.70) | 0.15501887 | 0.20370370 | 0.00 | (0.55) | |
| AD VALOREM TAX | | Feb 21 | | | | | 0.00 | 0.15501887 | 0.20370370 | | 0.00 | |
| WORKING INTEREST | | Feb 21 | | | 180.20 | 54.12 | 9,753.11 | 0.15501887 | 0.15502337 | 27.95 | 1,511.96 | |
| AD VALOREM TAX | | Feb 21 | | | | | (132.18) | 0.15501887 | 0.15502337 | | (23.46) | |
| CONSERVATION TAX | | Feb 21 | | | | | (16.21) | 0.15501887 | 0.15502337 | | (2.90) | |
| EMERGENCY SCHOOL TAX | | Feb 21 | | | | | (268.82) | 0.15501887 | 0.15502337 | | (47.66) | |
| SEVERANCE TAX | | Feb 21 | | | | | (320.02) | 0.15501887 | 0.15502337 | | (56.73) | |
| WORKING INTEREST | | Feb 21 | | | 180.20 | 54.12 | 9,753.11 | 0.00121401 | 0.00121397 | 0.22 | 11.84 | |
| AD VALOREM TAX | | Feb 21 | | | | | (132.18) | 0.00121401 | 0.00121397 | | (0.18) | |
| CONSERVATION TAX | | Feb 21 | | | | | (16.21) | 0.00121401 | 0.00121397 | | (0.02) | |
| EMERGENCY SCHOOL TAX | | Feb 21 | | | | | (268.82) | 0.00121401 | 0.00121397 | | (0.37) | |
| SEVERANCE TAX | | Feb 21 | | | | | (320.02) | 0.00121401 | 0.00121397 | | (0.44) | |
| | | | | | | | | | | Total OIL | 28.17 | 1,391.49 |
| | | | | | | | | | | Total Property | | 1,391.49 |
| Property: | | 62907000 | | GAZELLE 22 B2NC FED COM 2H NM 025 | | | | | | | | |
| OIL | | | | | | | | | | | | |
| OVERRIDING ROYALTY | | Feb 21 | | | 211.97 | 54.12 | 11,472.62 | 0.00802318 | 0.00802345 | 1.70 | 92.05 | |
| AD VALOREM TAX | | Feb 21 | | | | | (155.49) | 0.00802318 | 0.00802345 | | (1.43) | |
| CONSERVATION TAX | | Feb 21 | | | | | (19.07) | 0.00802318 | 0.00802345 | | (0.18) | |
| EMERGENCY SCHOOL TAX | | Feb 21 | | | | | (316.21) | 0.00802318 | 0.00802345 | | (2.90) | |
| SEVERANCE TAX | | Feb 21 | | | | | (376.45) | 0.00802318 | 0.00802345 | | (3.45) | |
| OVERRIDING ROYALTY | | Feb 21 | | | 211.97 | 54.12 | 11,472.62 | 0.00009432 | 0.00009501 | 0.00 | 1.08 | |
| AD VALOREM TAX | | Feb 21 | | | | | (155.49) | 0.00009432 | 0.00009501 | | 0.00 | |
| CONSERVATION TAX | | Feb 21 | | | | | (19.07) | 0.00009432 | 0.00009501 | | 0.00 | |
| EMERGENCY SCHOOL TAX | | Feb 21 | | | | | (316.21) | 0.00009432 | 0.00009501 | | (0.01) | |
| SEVERANCE TAX | | Feb 21 | | | | | (376.45) | 0.00009432 | 0.00009501 | | (0.01) | |
| | | | | | | | | | | Total OIL | 1.70 | 85.16 |
| | | | | | | | | | | Total Property | | 85.16 |
| Property: | | 62915000 | | CREEDENCE 21/16 W0ED ST COM 2H NM 015 | | | | | | | | |
| GAS | | | | | | | | | | | | |
| WORKING INTEREST | | Feb 21 | | 1.0000 | 0.00 | | (106.70) | 0.00477272 | 0.00637301 | 0.00 | (0.68) | |
| AD VALOREM TAX | | Feb 21 | | | | | 0.00 | 0.00477272 | 0.00637301 | | 0.00 | |
| | | | | | | | | | | Total GAS | 0.00 | (0.68) |

Represented Unit of Measure: Gas = MCFs, Plant Products = GALs, Oil = BBLs

www.energylink.com

Generated on Tuesday, November 2, 2021 1:37 PM

Page 6 of 12

© 2021 Enverus. All rights reserved. Unauthorized use prohibited.

041

042

| Check Number | | 1153028 | | Owner | | 035904 SIANA OIL & GAS CO, LLC | | Operator | | MEWBOURNE OIL COMPANY | |
|----------------------|-----------------|-----------------|-------------|-------|--------------|--------------------------------|-----------------------|----------|----------|-----------------------|----------|
| Type | Production Date | Property Values | | | | Owner Share | | | | | |
| | | BTU | Volume | Price | Value | Owner Interest | Distribution Interest | Volume | Value | | |
| GAS WELL GAS | | | | | | | | | | | |
| WORKING INTEREST | Feb 21 | 1.4000 | 13,946.83 | 21.44 | 298,965.66 | 0.00477272 | 0.00477272 | 66.57 | 1,426.88 | | |
| AD VALOREM TAX | Feb 21 | | | | (2,998.69) | 0.00477272 | 0.00477272 | | | | (16.10) |
| CONSERVATION TAX | Feb 21 | | | | (504.92) | 0.00477272 | 0.00477272 | | | | (2.72) |
| EMERGENCY SCHOOL TAX | Feb 21 | | | | (10,629.89) | 0.00477272 | 0.00477272 | | | | (57.08) |
| SEVERANCE TAX | Feb 21 | | | | (9,965.52) | 0.00477272 | 0.00477272 | | | | (53.51) |
| WORKING INTEREST | Apr 20 | 1.3800 | (29,856.82) | 0.13 | (3,764.10) | 0.00477272 | 0.00477405 | (142.50) | | | (17.97) |
| AD VALOREM TAX | Apr 20 | | | | 37.78 | 0.00477272 | 0.00477405 | | | | 0.21 |
| CONSERVATION TAX | Apr 20 | | | | 6.36 | 0.00477272 | 0.00477405 | | | | 0.04 |
| EMERGENCY SCHOOL TAX | Apr 20 | | | | 133.83 | 0.00477272 | 0.00477405 | | | | 0.72 |
| SEVERANCE TAX | Apr 20 | | | | 125.47 | 0.00477272 | 0.00477405 | | | | 0.68 |
| WORKING INTEREST | Apr 20 | 1.3800 | 29,856.82 | 0.16 | 4,813.40 | 0.00477272 | 0.00477417 | 142.50 | | | 22.98 |
| AD VALOREM TAX | Apr 20 | | | | (48.32) | 0.00477272 | 0.00477417 | | | | (0.26) |
| CONSERVATION TAX | Apr 20 | | | | (8.13) | 0.00477272 | 0.00477417 | | | | (0.05) |
| EMERGENCY SCHOOL TAX | Apr 20 | | | | (171.14) | 0.00477272 | 0.00477417 | | | | (0.92) |
| SEVERANCE TAX | Apr 20 | | | | (180.45) | 0.00477272 | 0.00477417 | | | | (0.87) |
| WORKING INTEREST | Nov 19 | 1.2800 | 40,310.05 | 2.14 | 86,293.94 | 0.00477272 | 0.00477200 | 192.39 | | | 411.86 |
| AD VALOREM TAX | Nov 19 | | | | (868.16) | 0.00477272 | 0.00477200 | | | | (4.67) |
| CONSERVATION TAX | Nov 19 | | | | (145.74) | 0.00477272 | 0.00477200 | | | | (0.79) |
| EMERGENCY SCHOOL TAX | Nov 19 | | | | (3,068.23) | 0.00477272 | 0.00477200 | | | | (16.48) |
| SEVERANCE TAX | Nov 19 | | | | (2,876.46) | 0.00477272 | 0.00477200 | | | | (15.45) |
| WORKING INTEREST | Nov 19 | 1.2800 | (40,310.05) | 2.07 | (83,636.09) | 0.00477272 | 0.00477200 | (192.39) | | | (399.17) |
| AD VALOREM TAX | Nov 19 | | | | 841.42 | 0.00477272 | 0.00477200 | | | | 4.52 |
| CONSERVATION TAX | Nov 19 | | | | 141.25 | 0.00477272 | 0.00477200 | | | | 0.76 |
| EMERGENCY SCHOOL TAX | Nov 19 | | | | 2,973.73 | 0.00477272 | 0.00477200 | | | | 15.97 |
| SEVERANCE TAX | Nov 19 | | | | 2,787.87 | 0.00477272 | 0.00477200 | | | | 14.97 |
| WORKING INTEREST | Dec 19 | 1.3800 | 81,175.28 | 1.88 | 152,992.08 | 0.00477272 | 0.00477200 | 387.43 | | | 730.19 |
| AD VALOREM TAX | Dec 19 | | | | (1,535.77) | 0.00477272 | 0.00477200 | | | | (8.25) |
| CONSERVATION TAX | Dec 19 | | | | (258.39) | 0.00477272 | 0.00477200 | | | | (1.39) |
| EMERGENCY SCHOOL TAX | Dec 19 | | | | (5,439.72) | 0.00477272 | 0.00477200 | | | | (29.21) |
| SEVERANCE TAX | Dec 19 | | | | (5,099.74) | 0.00477272 | 0.00477200 | | | | (27.39) |
| WORKING INTEREST | Dec 19 | 1.3800 | (81,175.28) | 1.82 | (147,692.85) | 0.00477272 | 0.00477200 | (387.43) | | | (704.90) |
| AD VALOREM TAX | Dec 19 | | | | 1,482.57 | 0.00477272 | 0.00477200 | | | | 7.97 |
| CONSERVATION TAX | Dec 19 | | | | 249.44 | 0.00477272 | 0.00477200 | | | | 1.34 |
| EMERGENCY SCHOOL TAX | Dec 19 | | | | 5,251.30 | 0.00477272 | 0.00477200 | | | | 28.20 |
| SEVERANCE TAX | Dec 19 | | | | 4,923.09 | 0.00477272 | 0.00477200 | | | | 26.44 |
| Total GAS WELL GAS | | | | | | | | 66.57 | 1,336.55 | | |
| OIL | | | | | | | | | | | |
| WORKING INTEREST | Feb 21 | | 0.00 | | (87.43) | 0.00477272 | 0.00640512 | 0.00 | | | (0.56) |
| AD VALOREM TAX | Feb 21 | | | | 0.00 | 0.00477272 | 0.00640512 | | | | 0.00 |
| WORKING INTEREST | Feb 21 | | 5,828.64 | 53.99 | 314,660.30 | 0.00477272 | 0.00477273 | 27.82 | | | 1,501.79 |
| AD VALOREM TAX | Feb 21 | | | | (3,156.11) | 0.00477272 | 0.00477273 | | | | (16.85) |
| CONSERVATION TAX | Feb 21 | | | | (531.43) | 0.00477272 | 0.00477273 | | | | (2.86) |
| EMERGENCY SCHOOL TAX | Feb 21 | | | | (8,810.49) | 0.00477272 | 0.00477273 | | | | (47.31) |
| SEVERANCE TAX | Feb 21 | | | | (10,488.68) | 0.00477272 | 0.00477273 | | | | (56.32) |

Represented Unit of Measure: Gas = MCFs, Plant Products = GALs, Oil = BBLs

www.energylink.com

Generated on Tuesday, November 2, 2021 1:37 PM

Page 7 of 12

© 2021 Enverus. All rights reserved. Unauthorized use prohibited.

042

043

Check Number 1153028

Owner 035904 SIANA OIL & GAS CO, LLC

Operator MEWBOURNE OIL COMPANY

| | | Production Date | Property Values | | | | Owner Share | | | |
|--------------|----------------------|---------------------------------------|-----------------|-------------|-------|--------------|----------------|-----------------------|----------|----------|
| Type | | | BTU | Volume | Price | Value | Owner Interest | Distribution Interest | Volume | Value |
| | | | | | | | | Total OIL | 27.82 | 1,377.79 |
| | | | | | | | | Total Property | | 2,713.66 |
| Property: | 62916000 | CREEDENCE 21/16 W1ED ST COM 1H NM 015 | | | | | | | | |
| GAS | | | | | | | | | | |
| | WORKING INTEREST | Feb 21 | 1.0000 | 0.00 | | (207.50) | 0.00477272 | 0.00640964 | 0.00 | (1.33) |
| | AD VALOREM TAX | Feb 21 | | | | 0.00 | 0.00477272 | 0.00640964 | | 0.00 |
| | | | | | | | | Total GAS | 0.00 | (1.33) |
| GAS WELL GAS | | | | | | | | | | |
| | WORKING INTEREST | Feb 21 | 1.4000 | 27,123.02 | 21.44 | 581,411.81 | 0.00477272 | 0.00477273 | 129.45 | 2,774.92 |
| | AD VALOREM TAX | Feb 21 | | | | (5,831.69) | 0.00477272 | 0.00477273 | | (31.31) |
| | CONSERVATION TAX | Feb 21 | | | | (981.94) | 0.00477272 | 0.00477273 | | (5.28) |
| | EMERGENCY SCHOOL TAX | Feb 21 | | | | (20,672.42) | 0.00477272 | 0.00477273 | | (111.00) |
| | SEVERANCE TAX | Feb 21 | | | | (19,380.39) | 0.00477272 | 0.00477273 | | (104.06) |
| | WORKING INTEREST | Apr 20 | 1.3800 | 31,009.06 | 0.16 | 4,999.15 | 0.00477272 | 0.00477281 | 148.00 | 23.86 |
| | AD VALOREM TAX | Apr 20 | | | | (50.18) | 0.00477272 | 0.00477281 | | (0.27) |
| | CONSERVATION TAX | Apr 20 | | | | (8.44) | 0.00477272 | 0.00477281 | | (0.05) |
| | EMERGENCY SCHOOL TAX | Apr 20 | | | | (177.75) | 0.00477272 | 0.00477281 | | (0.96) |
| | SEVERANCE TAX | Apr 20 | | | | (166.64) | 0.00477272 | 0.00477281 | | (0.90) |
| | WORKING INTEREST | Apr 20 | 1.3800 | (31,009.06) | 0.13 | (3,909.37) | 0.00477272 | 0.00477315 | (148.00) | (18.66) |
| | AD VALOREM TAX | Apr 20 | | | | 39.24 | 0.00477272 | 0.00477315 | | 0.21 |
| | CONSERVATION TAX | Apr 20 | | | | 6.60 | 0.00477272 | 0.00477315 | | 0.04 |
| | EMERGENCY SCHOOL TAX | Apr 20 | | | | 139.00 | 0.00477272 | 0.00477315 | | 0.75 |
| | SEVERANCE TAX | Apr 20 | | | | 130.31 | 0.00477272 | 0.00477315 | | 0.70 |
| | WORKING INTEREST | Nov 19 | 1.2800 | 40,851.37 | 2.14 | 87,452.77 | 0.00477272 | 0.00477200 | 194.97 | 417.39 |
| | AD VALOREM TAX | Nov 19 | | | | (879.81) | 0.00477272 | 0.00477200 | | (4.73) |
| | CONSERVATION TAX | Nov 19 | | | | (147.70) | 0.00477272 | 0.00477200 | | (0.80) |
| | EMERGENCY SCHOOL TAX | Nov 19 | | | | (3,109.43) | 0.00477272 | 0.00477200 | | (16.70) |
| | SEVERANCE TAX | Nov 19 | | | | (2,915.09) | 0.00477272 | 0.00477200 | | (15.65) |
| | WORKING INTEREST | Nov 19 | 1.2600 | (40,851.37) | 2.07 | (84,759.23) | 0.00477272 | 0.00477200 | (194.97) | (404.53) |
| | AD VALOREM TAX | Nov 19 | | | | 852.72 | 0.00477272 | 0.00477200 | | 4.58 |
| | CONSERVATION TAX | Nov 19 | | | | 143.15 | 0.00477272 | 0.00477200 | | 0.77 |
| | EMERGENCY SCHOOL TAX | Nov 19 | | | | 3,013.66 | 0.00477272 | 0.00477200 | | 16.19 |
| | SEVERANCE TAX | Nov 19 | | | | 2,825.31 | 0.00477272 | 0.00477200 | | 15.17 |
| | WORKING INTEREST | Dec 19 | 1.3800 | 82,203.47 | 1.88 | 154,929.93 | 0.00477272 | 0.00477200 | 392.34 | 739.44 |
| | AD VALOREM TAX | Dec 19 | | | | (1,555.22) | 0.00477272 | 0.00477200 | | (8.36) |
| | CONSERVATION TAX | Dec 19 | | | | (261.66) | 0.00477272 | 0.00477200 | | (1.41) |
| | EMERGENCY SCHOOL TAX | Dec 19 | | | | (5,508.82) | 0.00477272 | 0.00477200 | | (29.58) |
| | SEVERANCE TAX | Dec 19 | | | | (5,164.33) | 0.00477272 | 0.00477200 | | (27.73) |
| | WORKING INTEREST | Dec 19 | 1.3600 | (82,203.47) | 1.82 | (149,563.58) | 0.00477272 | 0.00477200 | (392.34) | (713.83) |
| | AD VALOREM TAX | Dec 19 | | | | 1,501.35 | 0.00477272 | 0.00477200 | | 8.07 |
| | CONSERVATION TAX | Dec 19 | | | | 252.60 | 0.00477272 | 0.00477200 | | 1.36 |
| | EMERGENCY SCHOOL TAX | Dec 19 | | | | 5,317.82 | 0.00477272 | 0.00477200 | | 28.56 |
| | SEVERANCE TAX | Dec 19 | | | | 4,985.45 | 0.00477272 | 0.00477200 | | 26.77 |

Represented Unit of Measure: Gas = MCFs, Plant Products = GALs, Oil = BBLs

www.energylink.com

Generated on Tuesday, November 2, 2021 1:37 PM

Page 8 of 12

© 2021 Enverus. All rights reserved. Unauthorized use prohibited.

043

044

Check Number 1153028

Owner 035904 SIANA OIL & GAS CO, LLC

Operator MEWBOURNE OIL COMPANY

| Type | Production Date | Property Values | | | | Owner Share | | | |
|-----------|----------------------|-----------------------------------|-----------|-------|-------------|--------------------|-----------------------|--------|----------|
| | | BTU | Volume | Price | Value | Owner Interest | Distribution Interest | Volume | Value |
| | | | | | | Total GAS WELL GAS | | 129.45 | 2,562.97 |
| OIL | WORKING INTEREST | Feb 21 | 0.00 | | (229.53) | 0.00477272 | 0.00840439 | 0.00 | (1.47) |
| | AD VALOREM TAX | Feb 21 | | | 0.00 | 0.00477272 | 0.00840439 | | 0.00 |
| | WORKING INTEREST | Feb 21 | 15,301.66 | 53.99 | 826,063.17 | 0.00477272 | 0.00477272 | 73.03 | 3,942.57 |
| | AD VALOREM TAX | Feb 21 | | | (8,285.60) | 0.00477272 | 0.00477272 | | (44.49) |
| | CONSERVATION TAX | Feb 21 | | | (1,395.13) | 0.00477272 | 0.00477272 | | (7.49) |
| | EMERGENCY SCHOOL TAX | Feb 21 | | | (23,129.77) | 0.00477272 | 0.00477272 | | (124.19) |
| | SEVERANCE TAX | Feb 21 | | | (27,535.44) | 0.00477272 | 0.00477272 | | (147.85) |
| | | | | | | Total OIL | | 73.03 | 3,617.08 |
| | | | | | | Total Property | | | 6,178.72 |
| Property: | 62958000 | GAZELLE 22 B3MD FED COM 1H NM 025 | | | | | | | |
| OIL | WORKING INTEREST | Feb 21 | 0.00 | | (2.48) | 0.15501887 | 0.20161290 | 0.00 | (0.50) |
| | AD VALOREM TAX | Feb 21 | | | 0.00 | 0.15501887 | 0.20161290 | | 0.00 |
| | WORKING INTEREST | Feb 21 | 165.40 | 54.12 | 8,952.07 | 0.15501887 | 0.15501890 | 25.67 | 1,387.74 |
| | AD VALOREM TAX | Feb 21 | | | (121.33) | 0.15501887 | 0.15501890 | | (21.51) |
| | CONSERVATION TAX | Feb 21 | | | (14.88) | 0.15501887 | 0.15501890 | | (2.66) |
| | EMERGENCY SCHOOL TAX | Feb 21 | | | (246.74) | 0.15501887 | 0.15501890 | | (43.76) |
| | SEVERANCE TAX | Feb 21 | | | (293.74) | 0.15501887 | 0.15501890 | | (52.07) |
| | WORKING INTEREST | Feb 21 | 165.40 | 54.12 | 8,952.07 | 0.00121401 | 0.00121424 | 0.20 | 10.87 |
| | AD VALOREM TAX | Feb 21 | | | (121.33) | 0.00121401 | 0.00121424 | | (0.17) |
| | CONSERVATION TAX | Feb 21 | | | (14.88) | 0.00121401 | 0.00121424 | | (0.02) |
| | EMERGENCY SCHOOL TAX | Feb 21 | | | (246.74) | 0.00121401 | 0.00121424 | | (0.34) |
| | SEVERANCE TAX | Feb 21 | | | (293.74) | 0.00121401 | 0.00121424 | | (0.41) |
| | | | | | | Total OIL | | 26.87 | 1,277.17 |
| | | | | | | Total Property | | | 1,277.17 |
| Property: | 62959000 | GAZELLE 22 B3NC FED COM 1H NM 025 | | | | | | | |
| OIL | OVERRIDING ROYALTY | Feb 21 | 250.45 | 54.12 | 13,555.30 | 0.00802318 | 0.00802343 | 2.01 | 108.76 |
| | AD VALOREM TAX | Feb 21 | | | (183.71) | 0.00802318 | 0.00802343 | | (1.69) |
| | CONSERVATION TAX | Feb 21 | | | (22.54) | 0.00802318 | 0.00802343 | | (0.21) |
| | EMERGENCY SCHOOL TAX | Feb 21 | | | (373.62) | 0.00802318 | 0.00802343 | | (3.43) |
| | SEVERANCE TAX | Feb 21 | | | (444.78) | 0.00802318 | 0.00802343 | | (4.08) |
| | OVERRIDING ROYALTY | Feb 21 | 250.45 | 54.12 | 13,555.30 | 0.00009432 | 0.00009295 | 0.00 | 1.26 |
| | AD VALOREM TAX | Feb 21 | | | (183.71) | 0.00009432 | 0.00009295 | | 0.00 |
| | CONSERVATION TAX | Feb 21 | | | (22.54) | 0.00009432 | 0.00009295 | | 0.00 |
| | EMERGENCY SCHOOL TAX | Feb 21 | | | (373.62) | 0.00009432 | 0.00009295 | | (0.01) |
| | SEVERANCE TAX | Feb 21 | | | (444.78) | 0.00009432 | 0.00009295 | | (0.01) |
| | | | | | | Total OIL | | 2.01 | 100.59 |
| | | | | | | Total Property | | | 100.59 |

Represented Unit of Measure: Gas = MCFs, Plant Products = GALs, Oil = BBLs

www.energylink.com

Generated on Tuesday, November 2, 2021 1:37 PM

Page 9 of 12

© 2021 Enverus. All rights reserved. Unauthorized use prohibited.

044

045

Check Number 1153028

Owner 035904 SIANA OIL & GAS CO, LLC

Operator MEWBOURNE OIL COMPANY

| | Type | Production Date | Property Values | | | | Owner Share | | | |
|--------------|----------------------|---------------------------------------|-----------------|-----------|-------|--------------------|--------------------|-----------------------|-----------|----------|
| | | | BTU | Volume | Price | Value | Owner Interest | Distribution Interest | Volume | Value |
| Property: | 72185000 | CREEDENCE 21/16 W0FC ST COM 4H NM 015 | | | | | | | | |
| GAS | | | | | | | | | | |
| | WORKING INTEREST | Feb 21 | 1.0000 | 0.00 | | (397.28) | 0.00477272 | 0.00639348 | 0.00 | (2.54) |
| | AD VALOREM TAX | Feb 21 | | | | 0.00 | 0.00477272 | 0.00639348 | | 0.00 |
| | | | | | | | Total GAS | | 0.00 | (2.54) |
| GAS WELL GAS | | | | | | | | | | |
| | WORKING INTEREST | Feb 21 | 1.4000 | 51,930.01 | 21.44 | 1,113,176.97 | 0.00477272 | 0.00477272 | 247.85 | 5,312.88 |
| | AD VALOREM TAX | Feb 21 | | | | (11,165.41) | 0.00477272 | 0.00477272 | | (59.95) |
| | CONSERVATION TAX | Feb 21 | | | | (1,880.03) | 0.00477272 | 0.00477272 | | (10.10) |
| | EMERGENCY SCHOOL TAX | Feb 21 | | | | (38,579.63) | 0.00477272 | 0.00477272 | | (212.52) |
| | SEVERANCE TAX | Feb 21 | | | | (37,105.90) | 0.00477272 | 0.00477272 | | (199.24) |
| | | | | | | | Total GAS WELL GAS | | 247.85 | 4,831.07 |
| OIL | | | | | | | | | | |
| | WORKING INTEREST | Feb 21 | | 0.00 | | (372.20) | 0.00477272 | 0.00639441 | 0.00 | (2.38) |
| | AD VALOREM TAX | Feb 21 | | | | 0.00 | 0.00477272 | 0.00639441 | | 0.00 |
| | WORKING INTEREST | Feb 21 | | 24,813.53 | 53.99 | 1,339,563.38 | 0.00477272 | 0.00477272 | 118.43 | 6,393.36 |
| | AD VALOREM TAX | Feb 21 | | | | (13,436.12) | 0.00477272 | 0.00477272 | | (72.14) |
| | CONSERVATION TAX | Feb 21 | | | | (2,262.37) | 0.00477272 | 0.00477272 | | (12.15) |
| | EMERGENCY SCHOOL TAX | Feb 21 | | | | (37,507.77) | 0.00477272 | 0.00477272 | | (201.39) |
| | SEVERANCE TAX | Feb 21 | | | | (44,652.11) | 0.00477272 | 0.00477272 | | (239.75) |
| | | | | | | Total OIL | | 118.43 | 5,855.55 | |
| | | | | | | Total Property | | | 10,694.08 | |
| Property: | 72186000 | CREEDENCE 21/16 W1FC ST COM 3H NM 015 | | | | | | | | |
| GAS | | | | | | | | | | |
| | WORKING INTEREST | Feb 21 | 1.0000 | 0.00 | | (308.10) | 0.00477272 | 0.00639403 | 0.00 | (1.97) |
| | AD VALOREM TAX | Feb 21 | | | | 0.00 | 0.00477272 | 0.00639403 | | 0.00 |
| | | | | | | | Total GAS | | 0.00 | (1.97) |
| GAS WELL GAS | | | | | | | | | | |
| | WORKING INTEREST | Feb 21 | 1.4000 | 40,273.29 | 21.44 | 863,302.34 | 0.00477272 | 0.00477272 | 192.22 | 4,120.30 |
| | AD VALOREM TAX | Feb 21 | | | | (8,659.11) | 0.00477272 | 0.00477272 | | (46.50) |
| | CONSERVATION TAX | Feb 21 | | | | (1,458.02) | 0.00477272 | 0.00477272 | | (7.83) |
| | EMERGENCY SCHOOL TAX | Feb 21 | | | | (30,695.19) | 0.00477272 | 0.00477272 | | (164.82) |
| | SEVERANCE TAX | Feb 21 | | | | (28,776.74) | 0.00477272 | 0.00477272 | | (154.51) |
| | | | | | | Total GAS WELL GAS | | 192.22 | 3,746.64 | |
| OIL | | | | | | | | | | |
| | WORKING INTEREST | Feb 21 | | 0.00 | | (298.15) | 0.00477272 | 0.00640617 | 0.00 | (1.91) |
| | AD VALOREM TAX | Feb 21 | | | | 0.00 | 0.00477272 | 0.00640617 | | 0.00 |
| | WORKING INTEREST | Feb 21 | | 19,876.53 | 53.99 | 1,073,038.45 | 0.00477272 | 0.00477272 | 94.87 | 5,121.31 |
| | AD VALOREM TAX | Feb 21 | | | | (10,762.81) | 0.00477272 | 0.00477272 | | (57.79) |
| | CONSERVATION TAX | Feb 21 | | | | (1,812.24) | 0.00477272 | 0.00477272 | | (9.73) |
| | EMERGENCY SCHOOL TAX | Feb 21 | | | | (30,045.08) | 0.00477272 | 0.00477272 | | (161.32) |

Represented Unit of Measure: Gas = MCFs, Plant Products = GALs, Oil = BBLs

Generated on Tuesday, November 2, 2021 1:37 PM

Page 10 of 12

www.energylink.com

© 2021 Enverus. All rights reserved. Unauthorized use prohibited.

045

046

| Check Number | | 1153028 | | Owner | | 035904 SIANA OIL & GAS CO, LLC | | Operator | | MEWBOURNE OIL COMPANY | |
|--------------|--|---------|--|-------|--|--------------------------------|--|----------|--|-----------------------|--|
| | | | | | | | | | | | |
| | | | | | | | | | | | |
| | | | | | | | | | | | |
| | | | | | | | | | | | |
| | | | | | | | | | | | |
| | | | | | | | | | | | |
| | | | | | | | | | | | |
| | | | | | | | | | | | |
| | | | | | | | | | | | |
| | | | | | | | | | | | |
| | | | | | | | | | | | |
| | | | | | | | | | | | |
| | | | | | | | | | | | |
| | | | | | | | | | | | |
| | | | | | | | | | | | |
| | | | | | | | | | | | |
| | | | | | | | | | | | |
| | | | | | | | | | | | |
| | | | | | | | | | | | |
| | | | | | | | | | | | |
| | | | | | | | | | | | |
| | | | | | | | | | | | |
| | | | | | | | | | | | |
| | | | | | | | | | | | |
| | | | | | | | | | | | |
| | | | | | | | | | | | |
| | | | | | | | | | | | |
| | | | | | | | | | | | |
| | | | | | | | | | | | |
| | | | | | | | | | | | |
| | | | | | | | | | | | |
| | | | | | | | | | | | |
| | | | | | | | | | | | |
| | | | | | | | | | | | |
| | | | | | | | | | | | |
| | | | | | | | | | | | |
| | | | | | | | | | | | |
| | | | | | | | | | | | |
| | | | | | | | | | | | |
| | | | | | | | | | | | |
| | | | | | | | | | | | |
| | | | | | | | | | | | |
| | | | | | | | | | | | |
| | | | | | | | | | | | |
| | | | | | | | | | | | |
| | | | | | | | | | | | |
| | | | | | | | | | | | |
| | | | | | | | | | | | |
| | | | | | | | | | | | |
| | | | | | | | | | | | |
| | | | | | | | | | | | |
| | | | | | | | | | | | |
| | | | | | | | | | | | |
| | | | | | | | | | | | |
| | | | | | | | | | | | |
| | | | | | | | | | | | |
| | | | | | | | | | | | |
| | | | | | | | | | | | |
| | | | | | | | | | | | |
| | | | | | | | | | | | |
| | | | | | | | | | | | |
| | | | | | | | | | | | |
| | | | | | | | | | | | |
| | | | | | | | | | | | |
| | | | | | | | | | | | |
| | | | | | | | | | | | |
| | | | | | | | | | | | |
| | | | | | | | | | | | |
| | | | | | | | | | | | |
| | | | | | | | | | | | |
| | | | | | | | | | | | |
| | | | | | | | | | | | |
| | | | | | | | | | | | |
| | | | | | | | | | | | |
| | | | | | | | | | | | |
| | | | | | | | | | | | |
| | | | | | | | | | | | |
| | | | | | | | | | | | |
| | | | | | | | | | | | |
| | | | | | | | | | | | |
| | | | | | | | | | | | |
| | | | | | | | | | | | |
| | | | | | | | | | | | |
| | | | | | | | | | | | |
| | | | | | | | | | | | |
| | | | | | | | | | | | |
| | | | | | | | | | | | |
| | | | | | | | | | | | |
| | | | | | | | | | | | |
| | | | | | | | | | | | |
| | | | | | | | | | | | |
| | | | | | | | | | | | |
| | | | | | | | | | | | |

Represented Unit of Measure: Gas = MCFs, Plant Products = GALs, Oil = BBLs

www.energylink.com

Generated on Tuesday, November 2, 2021 1:37 PM

Page 11 of 12

© 2021 Enverus. All rights reserved. Unauthorized use prohibited.

046

047

| | | | | | |
|--------------|---------|-------------------|--------------------------------|-------------|------------------------|
| Check Number | 1153028 | Owner | 035904 SIANA OIL & GAS CO, LLC | Operator | MEWBOURNE OIL COMPANY |
| | | Owner Gross Value | Owner Deductions | Owner Taxes | Non Revenue Deductions |
| Check Total | | 44,339.12 | (16,231.84) | (3,806.82) | Owner Net Value |
| | | | | | 24,300.46 |

047

048



Revenue Statement

Owner

035904
SIANA OIL & GAS CO, LLC
TOM M RAGSDALE
P O BOX 2246
CONROE, TX 77305

Operator

MEWBOURNE OIL COMPANY
P O BOX 7698
TYLER, TX 75711-7698
(903) 581-2900
ownerrelations@mewbourne.com

Check

Check Number 1160463
Check Amount 142,492.81
Check Date May 15, 2021

Copyright Notice

© 2021 Enverus. All rights reserved. Unauthorized use prohibited.

Data, reports, user interface, software and other content which is accessed by users through EnergyLink constitutes copyright protected content owned by Enverus. Any unauthorized copying, scraping, downloading, retransmission, redistribution, reproduction, republishing or other duplication or modification of copyright protected content is a violation of Canadian and US federal copyright laws and may be subject to legal action. Other than PDF copies for use in an unmodified format by authorized users, no one has permission to copy, scrape, download, retransmit, redistribute, reproduce, republish, duplicate, modify or make public for commercial use this copyright protected content, in any form, without the express written permission of Enverus.

| | | Type | Production Date | Property Values | | | | Owner Share | | | |
|-----------|----------|-------------------------------------|-----------------|-----------------|--------|-------|----------|----------------|-----------------------|--------|-------------|
| | | | | BTU | Volume | Price | Value | Owner Interest | Distribution Interest | Volume | Value |
| Property: | 00005000 | JIB CLEARING - REVENUE TX 999 | | | | | | | | | |
| GAS | | JIB OFFSET | May 21 | | | | 0.00 | 0.00000000 | 0.00000000 | | (13,607.80) |
| | | | | | | | | | Total GAS | | (13,607.80) |
| | | | | | | | | | Total Property | | (13,607.80) |
| Property: | 62390000 | PRONGHORN 15 B3BO FED COM 1H NM 025 | | | | | | | | | |
| GAS | | | | | | | | | | | |
| | | WORKING INTEREST | Mar 21 | 1.0000 | 0.00 | | (5.83) | 0.05402784 | 0.06861063 | 0.00 | (0.40) |
| | | AD VALOREM TAX | Mar 21 | | | | 0.00 | 0.05402784 | 0.06861063 | | 0.00 |
| | | WORKING INTEREST | Mar 20 | 1.0000 | 0.00 | | (318.48) | 0.06837475 | 0.06838734 | 0.00 | (21.78) |
| | | PRODUCTION TAX | Mar 20 | | | | 30.57 | 0.06837475 | 0.06838734 | | 2.09 |
| | | WORKING INTEREST | Apr 20 | 1.0000 | 0.00 | | (280.84) | 0.06837475 | 0.06836633 | 0.00 | (19.20) |
| | | PRODUCTION TAX | Apr 20 | | | | 26.96 | 0.06837475 | 0.06836633 | | 1.84 |
| | | WORKING INTEREST | Mar 21 | 1.0000 | 0.00 | | (67.05) | 0.06837475 | 0.06830723 | 0.00 | (4.58) |
| | | PRODUCTION TAX | Mar 21 | | | | 6.36 | 0.06837475 | 0.06830723 | | 0.44 |
| | | WORKING INTEREST | Mar 21 | 1.2700 | 358.25 | 3.36 | 1,205.42 | 0.05402784 | 0.05403096 | 19.37 | 65.13 |
| | | AD VALOREM TAX | Mar 21 | | | | (16.34) | 0.05402784 | 0.05403096 | | (1.02) |
| | | CONSERVATION TAX | Mar 21 | | | | (2.00) | 0.05402784 | 0.05403096 | | (0.13) |
| | | EMERGENCY SCHOOL TAX | Mar 21 | | | | (42.19) | 0.05402784 | 0.05403096 | | (2.62) |
| | | PRODUCTION TAX | Mar 21 | | | | 0.00 | 0.05402784 | 0.05403096 | | 0.00 |
| | | SEVERANCE TAX | Mar 21 | | | | (39.55) | 0.05402784 | 0.05403096 | | (2.46) |
| | | WORKING INTEREST | Mar 21 | 1.2900 | 411.09 | 3.33 | 1,368.25 | 0.05402784 | 0.05404714 | 22.23 | 73.95 |
| | | AD VALOREM TAX | Mar 21 | | | | (18.54) | 0.05402784 | 0.05404714 | | (1.16) |

Represented Unit of Measure: Gas = MCFs, Plant Products = GALs, Oil = BBLs

www.energylink.com

Generated on Tuesday, November 2, 2021 1:43 PM

Page 1 of 17

© 2021 Enverus. All rights reserved. Unauthorized use prohibited.

048

049

Check Number 1160463

Owner B35904 SIANA OIL & GAS CO, LLC

Operator MEWBOURNE OIL COMPANY

| Type | Production Date | Property Values | | | | Owner Share | | | |
|-----------------------|-----------------|-----------------|------------|-------|-------------|----------------|-----------------------|---------------|-----------------|
| | | BTU | Volume | Price | Value | Owner Interest | Distribution Interest | Volume | Value |
| CONSERVATION TAX | Mar 21 | | | | (2.27) | 0.05402784 | 0.05404714 | | (0.15) |
| EMERGENCY SCHOOL TAX | Mar 21 | | | | (47.89) | 0.05402784 | 0.05404714 | | (2.98) |
| PRODUCTION TAX | Mar 21 | | | | 0.00 | 0.05402784 | 0.05404714 | | 0.00 |
| SEVERANCE TAX | Mar 21 | | | | (44.90) | 0.05402784 | 0.05404714 | | (2.80) |
| Total GAS | | | | | | | | 41.60 | 84.17 |
| OIL | | | | | | | | | |
| WORKING INTEREST | Feb 21 | | 0.00 | | 20.16 | 0.05402784 | 0.06845200 | 0.00 | 1.38 |
| AD VALOREM TAX | Feb 21 | | | | 0.00 | 0.05402784 | 0.06845200 | | 0.00 |
| WORKING INTEREST | Feb 21 | | 0.00 | | (20.16) | 0.05402784 | 0.06845200 | 0.00 | (1.38) |
| AD VALOREM TAX | Feb 21 | | | | 0.00 | 0.05402784 | 0.06845200 | | 0.00 |
| WORKING INTEREST | Mar 21 | | 0.00 | | (46.30) | 0.05402784 | 0.06868251 | 0.00 | (3.18) |
| AD VALOREM TAX | Mar 21 | | | | 0.00 | 0.05402784 | 0.06868251 | | 0.00 |
| WORKING INTEREST | Feb 21 | 1,343.82 | | 54.12 | 72,732.63 | 0.05402784 | 0.05402800 | 72.63 | 3,929.61 |
| AD VALOREM TAX | Feb 21 | | | | (985.74) | 0.05402784 | 0.05402800 | | (60.88) |
| CONSERVATION TAX | Feb 21 | | | | (120.92) | 0.05402784 | 0.05402800 | | (7.49) |
| EMERGENCY SCHOOL TAX | Feb 21 | | | | (2,004.69) | 0.05402784 | 0.05402800 | | (123.80) |
| PRODUCTION TAX | Feb 21 | | | | 0.00 | 0.05402784 | 0.05402800 | | 0.00 |
| SEVERANCE TAX | Feb 21 | | | | (2,386.54) | 0.05402784 | 0.05402800 | | (147.38) |
| WORKING INTEREST | Feb 21 | | (1,343.82) | 54.12 | (72,732.63) | 0.05402784 | 0.05402800 | (72.63) | (3,929.60) |
| AD VALOREM TAX | Feb 21 | | | | 985.74 | 0.05402784 | 0.05402800 | | 60.88 |
| CONSERVATION TAX | Feb 21 | | | | 120.92 | 0.05402784 | 0.05402800 | | 7.49 |
| EMERGENCY SCHOOL TAX | Feb 21 | | | | 2,004.69 | 0.05402784 | 0.05402800 | | 123.80 |
| PRODUCTION TAX | Feb 21 | | | | 0.00 | 0.05402784 | 0.05402800 | | 0.00 |
| SEVERANCE TAX | Feb 21 | | | | 2,386.54 | 0.05402784 | 0.05402800 | | 147.38 |
| WORKING INTEREST | Mar 21 | | 3,086.40 | 61.95 | 191,204.95 | 0.05402784 | 0.05402789 | 166.76 | 10,330.40 |
| AD VALOREM TAX | Mar 21 | | | | (2,591.38) | 0.05402784 | 0.05402789 | | (160.03) |
| CONSERVATION TAX | Mar 21 | | | | (317.88) | 0.05402784 | 0.05402789 | | (19.84) |
| EMERGENCY SCHOOL TAX | Mar 21 | | | | (5,270.09) | 0.05402784 | 0.05402789 | | (325.42) |
| PRODUCTION TAX | Mar 21 | | | | 0.00 | 0.05402784 | 0.05402789 | | 0.00 |
| SEVERANCE TAX | Mar 21 | | | | (6,273.91) | 0.05402784 | 0.05402789 | | (387.40) |
| Total OIL | | | | | | | | 166.76 | 9,434.74 |
| Total Property | | | | | | | | | 9,518.91 |

Property: 62391000

PRONGHORN 15 B3CN FED COM 1H NM 025

GAS

| | | | | | | | | | |
|------------------|--------|--------|----------|------|-----------|------------|------------|--------|---------|
| WORKING INTEREST | Mar 21 | 1.0000 | 0.00 | | (36.28) | 0.05391420 | 0.06861394 | 0.00 | (2.49) |
| AD VALOREM TAX | Mar 21 | | | | 0.00 | 0.05391420 | 0.06861394 | | 0.00 |
| WORKING INTEREST | Mar 20 | 1.0000 | 0.00 | | (292.07) | 0.06837475 | 0.06837402 | 0.00 | (19.97) |
| PRODUCTION TAX | Mar 20 | | | | 28.04 | 0.06837475 | 0.06837402 | | 1.92 |
| WORKING INTEREST | Apr 20 | 1.0000 | 0.00 | | (661.70) | 0.06837475 | 0.06836935 | 0.00 | (45.24) |
| PRODUCTION TAX | Apr 20 | | | | 63.52 | 0.06837475 | 0.06836935 | | 4.34 |
| WORKING INTEREST | Mar 21 | 1.0000 | 0.00 | | (370.44) | 0.06837475 | 0.06837814 | 0.00 | (25.33) |
| PRODUCTION TAX | Mar 21 | | | | 35.15 | 0.06837475 | 0.06837814 | | 2.41 |
| WORKING INTEREST | Mar 21 | 1.2700 | 4,839.21 | 3.36 | 16,282.68 | 0.05391420 | 0.05391498 | 280.92 | 877.88 |

Represented Unit of Measure: Gas = MCFs, Plant Products = GALS, Oil = BBLs

www.energylink.com

Generated on Tuesday, November 2, 2021 1:43 PM

Page 2 of 17

© 2021 Enverus. All rights reserved. Unauthorized use prohibited.

049

050

Check Number 1180463

Owner 035904 SIANA OIL & GAS CO, LLC

Operator MEWBOURNE OIL COMPANY

| Type | Production Date | Property Values | | | | Owner Share | | | |
|-----------------------|-----------------|-----------------|----------|-------|-------------|----------------|-----------------------|---------------|-----------------|
| | | BTU | Volume | Price | Value | Owner Interest | Distribution Interest | Volume | Value |
| AD VALOREM TAX | Mar 21 | | | | (220.88) | 0.05391420 | 0.05391496 | | (13.62) |
| CONSERVATION TAX | Mar 21 | | | | (27.07) | 0.05391420 | 0.05391496 | | (1.88) |
| EMERGENCY SCHOOL TAX | Mar 21 | | | | (569.89) | 0.05391420 | 0.05391496 | | (35.14) |
| SEVERANCE TAX | Mar 21 | | | | (534.28) | 0.05391420 | 0.05391496 | | (32.94) |
| Total GAS | | | | | | | | 260.92 | 710.14 |
| OIL | | | | | | | | | |
| WORKING INTEREST | Feb 21 | | 0.00 | | 3.57 | 0.05391420 | 0.06722600 | 0.00 | 0.24 |
| AD VALOREM TAX | Feb 21 | | | | 0.00 | 0.05391420 | 0.06722600 | | 0.00 |
| WORKING INTEREST | Feb 21 | | 0.00 | | (3.57) | 0.05391420 | 0.07002800 | 0.00 | (0.25) |
| AD VALOREM TAX | Feb 21 | | | | 0.00 | 0.05391420 | 0.07002800 | | 0.00 |
| WORKING INTEREST | Mar 21 | | 0.00 | | (39.06) | 0.05391420 | 0.06861239 | 0.00 | (2.58) |
| AD VALOREM TAX | Mar 21 | | | | 0.00 | 0.05391420 | 0.06861239 | | 0.00 |
| WORKING INTEREST | Feb 21 | 238.21 | | 54.12 | 12,892.83 | 0.05391420 | 0.05391500 | 12.87 | 695.12 |
| AD VALOREM TAX | Feb 21 | | | | (174.73) | 0.05391420 | 0.05391500 | | (10.79) |
| CONSERVATION TAX | Feb 21 | | | | (21.43) | 0.05391420 | 0.05391500 | | (1.33) |
| EMERGENCY SCHOOL TAX | Feb 21 | | | | (355.36) | 0.05391420 | 0.05391500 | | (21.91) |
| SEVERANCE TAX | Feb 21 | | | | (423.05) | 0.05391420 | 0.05391500 | | (26.09) |
| WORKING INTEREST | Feb 21 | | (238.21) | 54.12 | (12,892.83) | 0.05391420 | 0.05391500 | (12.87) | (695.12) |
| AD VALOREM TAX | Feb 21 | | | | 174.73 | 0.05391420 | 0.05391500 | | 10.79 |
| CONSERVATION TAX | Feb 21 | | | | 21.43 | 0.05391420 | 0.05391500 | | 1.33 |
| EMERGENCY SCHOOL TAX | Feb 21 | | | | 355.36 | 0.05391420 | 0.05391500 | | 21.91 |
| SEVERANCE TAX | Feb 21 | | | | 423.05 | 0.05391420 | 0.05391500 | | 26.09 |
| WORKING INTEREST | Mar 21 | | 2,603.80 | 51.95 | 161,307.49 | 0.05391420 | 0.05391411 | 140.40 | 8,696.75 |
| AD VALOREM TAX | Mar 21 | | | | (2,186.18) | 0.05391420 | 0.05391411 | | (134.72) |
| CONSERVATION TAX | Mar 21 | | | | (268.17) | 0.05391420 | 0.05391411 | | (16.55) |
| EMERGENCY SCHOOL TAX | Mar 21 | | | | (4,446.04) | 0.05391420 | 0.05391411 | | (273.97) |
| SEVERANCE TAX | Mar 21 | | | | (5,292.90) | 0.05391420 | 0.05391411 | | (326.15) |
| Total OIL | | | | | | | | 140.40 | 7,942.87 |
| Total Property | | | | | | | | | 8,652.81 |

Property: 62392000

PRONGHORN 15 B3DM FED COM 1H NM 025

GAS

| | | | | | | | | | |
|------------------|--------|--------|------|--|-------------|------------|------------|------|----------|
| WORKING INTEREST | Feb 21 | 1.0000 | 0.00 | | 2.14 | 0.05328145 | 0.07009300 | 0.00 | 0.15 |
| AD VALOREM TAX | Feb 21 | | | | 0.00 | 0.05328145 | 0.07009300 | | 0.00 |
| WORKING INTEREST | Feb 21 | 1.0000 | 0.00 | | (2.14) | 0.05328145 | 0.07009300 | 0.00 | (0.15) |
| AD VALOREM TAX | Feb 21 | | | | 0.00 | 0.05328145 | 0.07009300 | | 0.00 |
| WORKING INTEREST | Mar 21 | 1.0000 | 0.00 | | (28.72) | 0.05328145 | 0.06894150 | 0.00 | (1.98) |
| AD VALOREM TAX | Mar 21 | | | | 0.00 | 0.05328145 | 0.06894150 | | 0.00 |
| WORKING INTEREST | May 18 | 1.0000 | 0.00 | | (10,965.76) | 0.06837475 | 0.06837465 | 0.00 | (749.78) |
| PRODUCTION TAX | May 18 | | | | 1,055.99 | 0.06837475 | 0.06837465 | | 72.20 |
| WORKING INTEREST | Jun 18 | 1.0000 | 0.00 | | (3,427.11) | 0.06837475 | 0.06837540 | 0.00 | (234.33) |
| PRODUCTION TAX | Jun 18 | | | | 330.03 | 0.06837475 | 0.06837540 | | 22.56 |
| WORKING INTEREST | Mar 20 | 1.0000 | 0.00 | | (459.18) | 0.06837475 | 0.06838277 | 0.00 | (31.40) |
| PRODUCTION TAX | Mar 20 | | | | 44.08 | 0.06837475 | 0.06838277 | | 3.01 |

Represented Unit of Measure: Gas = MCFs, Plant Products = GALs, Oil = BBLs

www.energylink.com

Generated on Tuesday, November 2, 2021 1:43 PM

Page 3 of 17

© 2021 Enverus. All rights reserved. Unauthorized use prohibited.

050

051

Check Number 1160463

Owner 035904 SIANA OIL & GAS CO, LLC

Operator MEWBOURNE OIL COMPANY

| Type | Production Date | Property Values | | | | Owner Share | | | |
|----------------------|-----------------|-----------------|----------|-------|-------------|----------------|-----------------------|---------|-----------|
| | | BTU | Volume | Price | Value | Owner Interest | Distribution Interest | Volume | Value |
| WORKING INTEREST | Apr 20 | 1.0000 | 0.00 | | (558.09) | 0.06837475 | 0.06837607 | 0.00 | (38.16) |
| PRODUCTION TAX | Apr 20 | | | | 53.57 | 0.06837475 | 0.06837607 | | 3.66 |
| WORKING INTEREST | Mar 21 | 1.0000 | 0.00 | | (299.99) | 0.06837475 | 0.06836895 | 0.00 | (20.51) |
| PRODUCTION TAX | Mar 21 | | | | 29.47 | 0.06837475 | 0.06836895 | | 1.95 |
| WORKING INTEREST | Feb 21 | 1.2600 | (279.12) | 4.98 | (1,391.26) | 0.05328145 | 0.05329700 | (14.90) | (74.15) |
| AD VALOREM TAX | Feb 21 | | | | 18.86 | 0.05328145 | 0.05329700 | | 1.17 |
| CONSERVATION TAX | Feb 21 | | | | 2.31 | 0.05328145 | 0.05329700 | | 0.15 |
| EMERGENCY SCHOOL TAX | Feb 21 | | | | 48.69 | 0.05328145 | 0.05329700 | | 2.99 |
| SEVERANCE TAX | Feb 21 | | | | 45.65 | 0.05328145 | 0.05329700 | | 2.81 |
| WORKING INTEREST | Feb 21 | 1.2600 | 279.12 | 4.98 | 1,391.26 | 0.05328145 | 0.05330400 | 14.90 | 74.16 |
| AD VALOREM TAX | Feb 21 | | | | (18.86) | 0.05328145 | 0.05330400 | | (1.17) |
| CONSERVATION TAX | Feb 21 | | | | (2.31) | 0.05328145 | 0.05330400 | | (0.15) |
| EMERGENCY SCHOOL TAX | Feb 21 | | | | (48.69) | 0.05328145 | 0.05330400 | | (2.99) |
| SEVERANCE TAX | Feb 21 | | | | (45.65) | 0.05328145 | 0.05330400 | | (2.81) |
| WORKING INTEREST | Mar 21 | 1.2600 | 373.08 | 3.33 | 1,241.75 | 0.05328145 | 0.05329575 | 19.90 | 66.18 |
| AD VALOREM TAX | Mar 21 | | | | (16.83) | 0.05328145 | 0.05329575 | | (1.05) |
| CONSERVATION TAX | Mar 21 | | | | (2.06) | 0.05328145 | 0.05329575 | | (0.14) |
| EMERGENCY SCHOOL TAX | Mar 21 | | | | (43.46) | 0.05328145 | 0.05329575 | | (2.68) |
| SEVERANCE TAX | Mar 21 | | | | (40.74) | 0.05328145 | 0.05329575 | | (2.51) |
| WORKING INTEREST | Mar 21 | 1.2700 | 3,449.27 | 3.36 | 11,605.89 | 0.05328145 | 0.05328243 | 183.81 | 618.39 |
| AD VALOREM TAX | Mar 21 | | | | (157.29) | 0.05328145 | 0.05328243 | | (9.61) |
| CONSERVATION TAX | Mar 21 | | | | (19.29) | 0.05328145 | 0.05328243 | | (1.20) |
| EMERGENCY SCHOOL TAX | Mar 21 | | | | (406.21) | 0.05328145 | 0.05328243 | | (24.77) |
| SEVERANCE TAX | Mar 21 | | | | (380.82) | 0.05328145 | 0.05328243 | | (23.22) |
| Total GAS | | | | | | | | 203.71 | (353.38) |
| OIL | | | | | | | | | |
| WORKING INTEREST | Feb 21 | | 0.00 | | 3.95 | 0.05328145 | 0.06835400 | 0.00 | 0.27 |
| AD VALOREM TAX | Feb 21 | | | | 0.00 | 0.05328145 | 0.06835400 | | 0.00 |
| WORKING INTEREST | Feb 21 | | 0.00 | | (3.95) | 0.05328145 | 0.06835400 | 0.00 | (0.27) |
| AD VALOREM TAX | Feb 21 | | | | 0.00 | 0.05328145 | 0.06835400 | | 0.00 |
| WORKING INTEREST | Mar 21 | | 0.00 | | (46.87) | 0.05328145 | 0.06891402 | 0.00 | (3.23) |
| AD VALOREM TAX | Mar 21 | | | | 0.00 | 0.05328145 | 0.06891402 | | 0.00 |
| WORKING INTEREST | Feb 21 | | 263.16 | 54.12 | 14,243.21 | 0.05328145 | 0.05328200 | 14.05 | 758.91 |
| AD VALOREM TAX | Feb 21 | | | | (193.04) | 0.05328145 | 0.05328200 | | (11.78) |
| CONSERVATION TAX | Feb 21 | | | | (23.68) | 0.05328145 | 0.05328200 | | (1.46) |
| EMERGENCY SCHOOL TAX | Feb 21 | | | | (392.58) | 0.05328145 | 0.05328200 | | (23.94) |
| SEVERANCE TAX | Feb 21 | | | | (467.36) | 0.05328145 | 0.05328200 | | (28.50) |
| WORKING INTEREST | Feb 21 | | (263.16) | 54.12 | (14,243.21) | 0.05328145 | 0.05328200 | (14.05) | (758.91) |
| AD VALOREM TAX | Feb 21 | | | | 193.04 | 0.05328145 | 0.05328200 | | 11.78 |
| CONSERVATION TAX | Feb 21 | | | | 23.68 | 0.05328145 | 0.05328200 | | 1.46 |
| EMERGENCY SCHOOL TAX | Feb 21 | | | | 392.58 | 0.05328145 | 0.05328200 | | 23.94 |
| SEVERANCE TAX | Feb 21 | | | | 467.36 | 0.05328145 | 0.05328200 | | 28.49 |
| WORKING INTEREST | Mar 21 | | 3,124.88 | 81.95 | 193,588.82 | 0.05328145 | 0.05328143 | 166.51 | 10,314.69 |
| AD VALOREM TAX | Mar 21 | | | | (2,623.69) | 0.05328145 | 0.05328143 | | (159.81) |

Represented Unit of Measure: Gas = MCFs, Plant Products = GALs, Oil = BBLs

Generated on Tuesday, November 2, 2021 1:43 PM

Page 4 of 17

www.energylink.com

© 2021 Enverus. All rights reserved. Unauthorized use prohibited.

051

052

Check Number 1160453

Owner 035904 SIANA OIL & GAS CO, LLC

Operator MEWBOURNE OIL COMPANY

| Type | Production Date | Property Values | | | | Owner Share | | | |
|----------------------|-----------------|-----------------|--------|-------|------------|----------------|-----------------------|--------|----------|
| | | BTU | Volume | Price | Value | Owner Interest | Distribution Interest | Volume | Value |
| CONSERVATION TAX | Mar 21 | | | | (321.84) | 0.05328145 | 0.05328143 | | (19.62) |
| EMERGENCY SCHOOL TAX | Mar 21 | | | | (5,335.79) | 0.05328145 | 0.05328143 | | (324.84) |
| SEVERANCE TAX | Mar 21 | | | | (6,352.13) | 0.05328145 | 0.05328143 | | (386.81) |
| Total OIL | | | | | | | | 166.51 | 9,420.27 |
| Total Property | | | | | | | | | 9,066.89 |

Property: 62774000

IBEX 10 B3MD FED COM 1H NM 025

GAS

| | | | | | | | | | |
|----------------------|--------|--------|----------|------|-----------|------------|------------|--------|---------|
| WORKING INTEREST | Mar 21 | 1.0000 | 0.00 | | (24.51) | 0.04291353 | 0.05467156 | 0.00 | (1.34) |
| AD VALOREM TAX | Mar 21 | | | | 0.00 | 0.04291353 | 0.05467156 | | 0.00 |
| WORKING INTEREST | Mar 21 | 1.0000 | 0.00 | | (24.51) | 0.00063359 | 0.00081599 | 0.00 | (0.02) |
| AD VALOREM TAX | Mar 21 | | | | 0.00 | 0.00063359 | 0.00081599 | | 0.00 |
| WORKING INTEREST | Mar 20 | 1.0000 | 0.00 | | (340.61) | 0.05190886 | 0.05190887 | 0.00 | (17.68) |
| PRODUCTION TAX | Mar 20 | | | | 32.70 | 0.05190886 | 0.05190887 | | 1.69 |
| WORKING INTEREST | Mar 20 | 1.0000 | 0.00 | | (340.61) | 0.00084478 | 0.00085141 | 0.00 | (0.29) |
| PRODUCTION TAX | Mar 20 | | | | 32.70 | 0.00084478 | 0.00085141 | | 0.03 |
| WORKING INTEREST | Apr 20 | 1.0000 | 0.00 | | (196.84) | 0.05190886 | 0.05186954 | 0.00 | (10.21) |
| PRODUCTION TAX | Apr 20 | | | | 18.89 | 0.05190886 | 0.05186954 | | 0.98 |
| WORKING INTEREST | Apr 20 | 1.0000 | 0.00 | | (196.84) | 0.00084478 | 0.00086365 | 0.00 | (0.17) |
| PRODUCTION TAX | Apr 20 | | | | 18.89 | 0.00084478 | 0.00086365 | | 0.02 |
| WORKING INTEREST | Mar 21 | 1.0000 | 0.00 | | (253.55) | 0.05190886 | 0.05190298 | 0.00 | (13.16) |
| PRODUCTION TAX | Mar 21 | | | | 24.06 | 0.05190886 | 0.05190298 | | 1.25 |
| WORKING INTEREST | Mar 21 | 1.0000 | 0.00 | | (253.55) | 0.00084478 | 0.00082824 | 0.00 | (0.21) |
| PRODUCTION TAX | Mar 21 | | | | 24.06 | 0.00084478 | 0.00082824 | | 0.02 |
| WORKING INTEREST | Mar 21 | 1.3400 | 186.54 | 3.33 | 620.88 | 0.04291353 | 0.04293905 | 8.03 | 26.68 |
| AD VALOREM TAX | Mar 21 | | | | (8.41) | 0.04291353 | 0.04293905 | | (0.42) |
| CONSERVATION TAX | Mar 21 | | | | (1.03) | 0.04291353 | 0.04293905 | | (0.05) |
| EMERGENCY SCHOOL TAX | Mar 21 | | | | (21.73) | 0.04291353 | 0.04293905 | | (1.08) |
| SEVERANCE TAX | Mar 21 | | | | (20.37) | 0.04291353 | 0.04293905 | | (1.01) |
| WORKING INTEREST | Mar 21 | 1.3400 | 186.54 | 3.33 | 620.88 | 0.00063359 | 0.00062814 | 0.12 | 0.39 |
| AD VALOREM TAX | Mar 21 | | | | (8.41) | 0.00063359 | 0.00062814 | | (0.01) |
| CONSERVATION TAX | Mar 21 | | | | (1.03) | 0.00063359 | 0.00062814 | | 0.00 |
| EMERGENCY SCHOOL TAX | Mar 21 | | | | (21.73) | 0.00063359 | 0.00062814 | | (0.02) |
| SEVERANCE TAX | Mar 21 | | | | (20.37) | 0.00063359 | 0.00062814 | | (0.01) |
| WORKING INTEREST | Mar 21 | 1.2700 | 3,077.33 | 3.36 | 10,354.41 | 0.04291353 | 0.04291601 | 132.08 | 444.37 |
| AD VALOREM TAX | Mar 21 | | | | (140.33) | 0.04291353 | 0.04291601 | | (6.91) |
| CONSERVATION TAX | Mar 21 | | | | (17.21) | 0.04291353 | 0.04291601 | | (0.86) |
| EMERGENCY SCHOOL TAX | Mar 21 | | | | (362.40) | 0.04291353 | 0.04291601 | | (17.80) |
| SEVERANCE TAX | Mar 21 | | | | (339.75) | 0.04291353 | 0.04291601 | | (16.69) |
| WORKING INTEREST | Mar 21 | 1.2700 | 3,077.33 | 3.36 | 10,354.41 | 0.00063359 | 0.00063355 | 1.95 | 5.56 |
| AD VALOREM TAX | Mar 21 | | | | (140.33) | 0.00063359 | 0.00063355 | | (0.10) |
| CONSERVATION TAX | Mar 21 | | | | (17.21) | 0.00063359 | 0.00063355 | | (0.01) |
| EMERGENCY SCHOOL TAX | Mar 21 | | | | (362.40) | 0.00063359 | 0.00063355 | | (0.26) |
| SEVERANCE TAX | Mar 21 | | | | (339.75) | 0.00063359 | 0.00063355 | | (0.25) |

Represented Unit of Measure: Gas = MCFs, Plant Products = GALS, Oil = BBLs

www.energylink.com

Generated on Tuesday, November 2, 2021 1:43 PM

Page 5 of 17

© 2021 Enverus. All rights reserved. Unauthorized use prohibited.

052

053

Check Number 1150463

Owner 035904 SIANA OIL & GAS CO, LLC

Operator MEWBOURNE OIL COMPANY

| | Type | Production Date | Property Values | | | | Owner Share | | | |
|-----|----------------------|-----------------|-----------------|--------|-------|------------|----------------|-----------------------|--------|-----------|
| | | | BTU | Volume | Price | Value | Owner Interest | Distribution Interest | Volume | Value |
| OIL | | | | | | | | Total GAS | 142.18 | 393.41 |
| | WORKING INTEREST | Mar 21 | | 0.00 | | (57.38) | 0.04291353 | 0.05472290 | 0.00 | (3.14) |
| | AD VALOREM TAX | Mar 21 | | | | 0.00 | 0.04291353 | 0.05472290 | | 0.00 |
| | WORKING INTEREST | Mar 21 | | 0.00 | | (57.38) | 0.00063359 | 0.00087138 | 0.00 | (0.05) |
| | AD VALOREM TAX | Mar 21 | | | | 0.00 | 0.00063359 | 0.00087138 | | 0.00 |
| | WORKING INTEREST | Mar 21 | 3,825.21 | | 61.95 | 236,974.82 | 0.04291353 | 0.04291355 | 164.17 | 10,169.43 |
| | AD VALOREM TAX | Mar 21 | | | | (3,211.69) | 0.04291353 | 0.04291355 | | (157.54) |
| | CONSERVATION TAX | Mar 21 | | | | (393.97) | 0.04291353 | 0.04291355 | | (19.35) |
| | EMERGENCY SCHOOL TAX | Mar 21 | | | | (6,531.62) | 0.04291353 | 0.04291355 | | (320.35) |
| | SEVERANCE TAX | Mar 21 | | | | (7,775.74) | 0.04291353 | 0.04291355 | | (381.37) |
| | WORKING INTEREST | Mar 21 | 3,825.21 | | 61.95 | 236,974.82 | 0.00063359 | 0.00063357 | 2.42 | 150.14 |
| | AD VALOREM TAX | Mar 21 | | | | (3,211.69) | 0.00063359 | 0.00063357 | | (2.33) |
| | CONSERVATION TAX | Mar 21 | | | | (393.97) | 0.00063359 | 0.00063357 | | (0.29) |
| | EMERGENCY SCHOOL TAX | Mar 21 | | | | (6,531.62) | 0.00063359 | 0.00063357 | | (4.73) |
| | SEVERANCE TAX | Mar 21 | | | | (7,775.74) | 0.00063359 | 0.00063357 | | (5.63) |
| | | | | | | | | Total OIL | 166.59 | 9,424.79 |
| | | | | | | | | Total Property | | 9,818.20 |

Property: 62775000

IBEX 10 B3NC FED COM 1H NM 025

| | | | | | | | | | |
|------------------|--------|--------|--------|-------|------------|------------|------------|-------|---------|
| GAS | | | | | | | | | |
| WORKING INTEREST | Feb 21 | 1.0000 | 0.00 | | 7.64 | 0.04291353 | 0.05366400 | 0.00 | 0.41 |
| AD VALOREM TAX | Feb 21 | | | | 0.00 | 0.04291353 | 0.05366400 | | 0.00 |
| WORKING INTEREST | Feb 21 | 1.0000 | 0.00 | | (7.64) | 0.04291353 | 0.05497300 | 0.00 | (0.42) |
| AD VALOREM TAX | Feb 21 | | | | 0.00 | 0.04291353 | 0.05497300 | | 0.00 |
| WORKING INTEREST | Mar 21 | 1.0000 | 0.00 | | (106.21) | 0.04291353 | 0.05442049 | 0.00 | (5.78) |
| AD VALOREM TAX | Mar 21 | | | | 0.00 | 0.04291353 | 0.05442049 | | 0.00 |
| WORKING INTEREST | Mar 21 | 1.0000 | 0.00 | | (106.21) | 0.00063359 | 0.00084738 | 0.00 | (0.09) |
| AD VALOREM TAX | Mar 21 | | | | 0.00 | 0.00063359 | 0.00084738 | | 0.00 |
| WORKING INTEREST | Mar 20 | 1.0000 | 0.00 | | (750.35) | 0.05190886 | 0.05190911 | 0.00 | (36.85) |
| PRODUCTION TAX | Mar 20 | | | | 72.03 | 0.05190886 | 0.05190911 | | 3.74 |
| WORKING INTEREST | Mar 20 | 1.0000 | 0.00 | | (750.35) | 0.00084478 | 0.00083961 | 0.00 | (0.63) |
| PRODUCTION TAX | Mar 20 | | | | 72.03 | 0.00084478 | 0.00083961 | | 0.06 |
| WORKING INTEREST | Apr 20 | 1.0000 | 0.00 | | (450.79) | 0.05190886 | 0.05190887 | 0.00 | (23.40) |
| PRODUCTION TAX | Apr 20 | | | | 43.27 | 0.05190886 | 0.05190887 | | 2.25 |
| WORKING INTEREST | Apr 20 | 1.0000 | 0.00 | | (450.79) | 0.00084478 | 0.00084298 | 0.00 | (0.38) |
| PRODUCTION TAX | Apr 20 | | | | 43.27 | 0.00084478 | 0.00084298 | | 0.04 |
| WORKING INTEREST | Mar 21 | 1.0000 | 0.00 | | (1,083.99) | 0.05190886 | 0.05191007 | 0.00 | (56.27) |
| PRODUCTION TAX | Mar 21 | | | | 102.86 | 0.05190886 | 0.05191007 | | 5.34 |
| WORKING INTEREST | Mar 21 | 1.0000 | 0.00 | | (1,083.99) | 0.00084478 | 0.00084872 | 0.00 | (0.92) |
| PRODUCTION TAX | Mar 21 | | | | 102.86 | 0.00084478 | 0.00084872 | | 0.09 |
| WORKING INTEREST | Feb 21 | 1.2700 | 304.89 | 11.86 | 3,616.84 | 0.04291353 | 0.04292100 | 13.10 | 155.24 |
| AD VALOREM TAX | Feb 21 | | | | (49.02) | 0.04291353 | 0.04292100 | | (2.42) |
| CONSERVATION TAX | Feb 21 | | | | (6.01) | 0.04291353 | 0.04292100 | | (0.30) |

Represented Unit of Measure: Gas = MCFs, Plant Products = GALs, Oil = BBLs

Generated on Tuesday, November 2, 2021 1:43 PM

© 2021 Enverus. All rights reserved. Unauthorized use prohibited.

www.energylink.com

Page 6 of 17

053

054

Check Number 1180463

Owner 035904 SIANA OIL & GAS CO, LLC

Operator MEWBOURNE OIL COMPANY

| Type | Production Date | Property Values | | | | Owner Share | | | |
|----------------------|-----------------|-----------------|-----------|-------|------------|----------------|-----------------------|---------------|------------------|
| | | BTU | Volume | Price | Value | Owner Interest | Distribution Interest | Volume | Value |
| EMERGENCY SCHOOL TAX | Feb 21 | | | | (126.59) | 0.04291353 | 0.04292100 | | (6.23) |
| SEVERANCE TAX | Feb 21 | | | | (118.68) | 0.04291353 | 0.04292100 | | (5.84) |
| WORKING INTEREST | Feb 21 | 1,2700 | (304.89) | 11.86 | (3,616.84) | 0.04291353 | 0.04292100 | (13.10) | (155.24) |
| AD VALOREM TAX | Feb 21 | | | | 49.02 | 0.04291353 | 0.04292100 | | 2.42 |
| CONSERVATION TAX | Feb 21 | | | | 6.01 | 0.04291353 | 0.04292100 | | 0.30 |
| EMERGENCY SCHOOL TAX | Feb 21 | | | | 128.59 | 0.04291353 | 0.04292100 | | 6.23 |
| SEVERANCE TAX | Feb 21 | | | | 118.68 | 0.04291353 | 0.04292100 | | 5.84 |
| WORKING INTEREST | Feb 21 | 1,3100 | 599.88 | 4.98 | 3,488.51 | 0.04291353 | 0.04292000 | 30.06 | 149.73 |
| AD VALOREM TAX | Feb 21 | | | | (47.28) | 0.04291353 | 0.04292000 | | (2.34) |
| CONSERVATION TAX | Feb 21 | | | | (5.80) | 0.04291353 | 0.04292000 | | (0.29) |
| EMERGENCY SCHOOL TAX | Feb 21 | | | | (122.10) | 0.04291353 | 0.04292000 | | (6.01) |
| SEVERANCE TAX | Feb 21 | | | | (114.47) | 0.04291353 | 0.04292000 | | (5.64) |
| WORKING INTEREST | Feb 21 | 1,3100 | (699.88) | 4.98 | (3,488.51) | 0.04291353 | 0.04292000 | (30.05) | (149.73) |
| AD VALOREM TAX | Feb 21 | | | | 47.28 | 0.04291353 | 0.04292000 | | 2.34 |
| CONSERVATION TAX | Feb 21 | | | | 5.80 | 0.04291353 | 0.04292000 | | 0.29 |
| EMERGENCY SCHOOL TAX | Feb 21 | | | | 122.10 | 0.04291353 | 0.04292000 | | 6.01 |
| SEVERANCE TAX | Feb 21 | | | | 114.47 | 0.04291353 | 0.04292000 | | 5.64 |
| WORKING INTEREST | Mar 21 | 1,2700 | 14,160.76 | 3.36 | 47,647.26 | 0.04291353 | 0.04291370 | 607.71 | 2,044.72 |
| AD VALOREM TAX | Mar 21 | | | | (645.76) | 0.04291353 | 0.04291370 | | (31.70) |
| CONSERVATION TAX | Mar 21 | | | | (79.21) | 0.04291353 | 0.04291370 | | (3.91) |
| EMERGENCY SCHOOL TAX | Mar 21 | | | | (1,667.65) | 0.04291353 | 0.04291370 | | (81.61) |
| SEVERANCE TAX | Mar 21 | | | | (1,563.43) | 0.04291353 | 0.04291370 | | (76.70) |
| WORKING INTEREST | Mar 21 | 1,2700 | 14,160.76 | 3.36 | 47,647.26 | 0.00063359 | 0.00063361 | 8.97 | 30.19 |
| AD VALOREM TAX | Mar 21 | | | | (645.76) | 0.00063359 | 0.00063361 | | (0.47) |
| CONSERVATION TAX | Mar 21 | | | | (79.21) | 0.00063359 | 0.00063361 | | (0.06) |
| EMERGENCY SCHOOL TAX | Mar 21 | | | | (1,667.65) | 0.00063359 | 0.00063361 | | (1.21) |
| SEVERANCE TAX | Mar 21 | | | | (1,563.43) | 0.00063359 | 0.00063361 | | (1.13) |
| Total GAS | | | | | | | | 616.69 | 1,763.01 |
| OIL | | | | | | | | | |
| WORKING INTEREST | Mar 21 | 1,0000 | 0.00 | | (62.77) | 0.04291353 | 0.05432531 | 0.00 | (3.41) |
| AD VALOREM TAX | Mar 21 | | | | 0.00 | 0.04291353 | 0.05432531 | | 0.00 |
| WORKING INTEREST | Mar 21 | 1,0000 | 0.00 | | (62.77) | 0.00063359 | 0.00079656 | 0.00 | (0.05) |
| AD VALOREM TAX | Mar 21 | | | | 0.00 | 0.00063359 | 0.00079656 | | 0.00 |
| WORKING INTEREST | Mar 21 | 1,0000 | 4,184.65 | 61.95 | 259,242.41 | 0.04291353 | 0.04291358 | 179.60 | 11,125.02 |
| AD VALOREM TAX | Mar 21 | | | | (3,513.48) | 0.04291353 | 0.04291358 | | (172.34) |
| CONSERVATION TAX | Mar 21 | | | | (430.99) | 0.04291353 | 0.04291358 | | (21.16) |
| EMERGENCY SCHOOL TAX | Mar 21 | | | | (7,145.37) | 0.04291353 | 0.04291358 | | (350.45) |
| SEVERANCE TAX | Mar 21 | | | | (8,506.39) | 0.04291353 | 0.04291358 | | (417.20) |
| WORKING INTEREST | Mar 21 | 1,0000 | 4,184.65 | 61.95 | 259,242.41 | 0.00063359 | 0.00063358 | 2.65 | 164.25 |
| AD VALOREM TAX | Mar 21 | | | | (3,513.48) | 0.00063359 | 0.00063358 | | (2.54) |
| CONSERVATION TAX | Mar 21 | | | | (430.99) | 0.00063359 | 0.00063358 | | (0.31) |
| EMERGENCY SCHOOL TAX | Mar 21 | | | | (7,145.37) | 0.00063359 | 0.00063358 | | (5.17) |
| SEVERANCE TAX | Mar 21 | | | | (8,506.39) | 0.00063359 | 0.00063358 | | (6.16) |
| Total OIL | | | | | | | | 182.25 | 10,310.48 |

Represented Unit of Measure: Gas = MCFs, Plant Products = GALs, Oil = BBLs

Generated on Tuesday, November 2, 2021 1:43 PM

© 2021 Enverus. All rights reserved. Unauthorized use prohibited.

www.energylink.com

Page 7 of 17

054

055

Check Number 1160463

Owner 035904 SIANA OIL & GAS CO, LLC

Operator MEWBOURNE OIL COMPANY

| Type | Production Date | Property Values | | | | Owner Share | | | | |
|----------------|----------------------|--------------------------------|--------|--------|-------|----------------|-----------------------|------------|-------|---------|
| | | BTU | Volume | Price | Value | Owner Interest | Distribution Interest | Volume | Value | |
| Total Property | | | | | | | | 12,073.49 | | |
| Property: | 62776000 | IBEX 10 B3OB FED COM 1H NM 025 | | | | | | | | |
| GAS | | | | | | | | | | |
| | WORKING INTEREST | Mar 21 | 1.0000 | 0.00 | | (5.84) | 0.02576796 | 0.03424858 | 0.00 | (0.20) |
| | AD VALOREM TAX | Mar 21 | | | | 0.00 | 0.02576796 | 0.03424858 | | 0.00 |
| | WORKING INTEREST | Mar 21 | 1.0000 | 0.00 | | (5.84) | 0.00086814 | 0.00171233 | 0.00 | (0.01) |
| | AD VALOREM TAX | Mar 21 | | | | 0.00 | 0.00086814 | 0.00171233 | | 0.00 |
| | WORKING INTEREST | Mar 20 | 1.0000 | 0.00 | | (465.48) | 0.03109320 | 0.03108619 | 0.00 | (14.47) |
| | PRODUCTION TAX | Mar 20 | | | | 44.68 | 0.03109320 | 0.03108619 | | 1.39 |
| | WORKING INTEREST | Mar 20 | 1.0000 | 0.00 | | (465.48) | 0.00115751 | 0.00116009 | 0.00 | (0.54) |
| | PRODUCTION TAX | Mar 20 | | | | 44.68 | 0.00115751 | 0.00116009 | | 0.05 |
| | WORKING INTEREST | Apr 20 | 1.0000 | 0.00 | | (438.77) | 0.03109320 | 0.03108690 | 0.00 | (13.64) |
| | PRODUCTION TAX | Apr 20 | | | | 42.12 | 0.03109320 | 0.03108690 | | 1.31 |
| | WORKING INTEREST | Apr 20 | 1.0000 | 0.00 | | (438.77) | 0.00115751 | 0.00116234 | 0.00 | (0.51) |
| | PRODUCTION TAX | Apr 20 | | | | 42.12 | 0.00115751 | 0.00116234 | | 0.05 |
| | WORKING INTEREST | Mar 21 | 1.0000 | 0.00 | | (62.49) | 0.03109320 | 0.03104497 | 0.00 | (1.94) |
| | PRODUCTION TAX | Mar 21 | | | | 5.93 | 0.03109320 | 0.03104497 | | 0.18 |
| | WORKING INTEREST | Mar 21 | 1.0000 | 0.00 | | (62.49) | 0.00115751 | 0.00112018 | 0.00 | (0.07) |
| | PRODUCTION TAX | Mar 21 | | | | 5.93 | 0.00115751 | 0.00112018 | | 0.01 |
| | WORKING INTEREST | Mar 21 | 1.3000 | 158.14 | 3.33 | 526.35 | 0.02576796 | 0.02580032 | 4.09 | 13.58 |
| | AD VALOREM TAX | Mar 21 | | | | (7.13) | 0.02576796 | 0.02580032 | | (0.21) |
| | CONSERVATION TAX | Mar 21 | | | | (0.88) | 0.02576796 | 0.02580032 | | (0.03) |
| | EMERGENCY SCHOOL TAX | Mar 21 | | | | (18.42) | 0.02576796 | 0.02580032 | | (0.55) |
| | PRODUCTION TAX | Mar 21 | | | | 0.00 | 0.02576796 | 0.02580032 | | 0.00 |
| | SEVERANCE TAX | Mar 21 | | | | (17.27) | 0.02576796 | 0.02580032 | | (0.51) |
| | WORKING INTEREST | Mar 21 | 1.3000 | 158.14 | 3.33 | 526.35 | 0.00086814 | 0.00087394 | 0.14 | 0.46 |
| | AD VALOREM TAX | Mar 21 | | | | (7.13) | 0.00086814 | 0.00087394 | | (0.01) |
| | CONSERVATION TAX | Mar 21 | | | | (0.88) | 0.00086814 | 0.00087394 | | 0.00 |
| | EMERGENCY SCHOOL TAX | Mar 21 | | | | (18.42) | 0.00086814 | 0.00087394 | | (0.02) |
| | PRODUCTION TAX | Mar 21 | | | | 0.00 | 0.00086814 | 0.00087394 | | 0.00 |
| | SEVERANCE TAX | Mar 21 | | | | (17.27) | 0.00086814 | 0.00087394 | | (0.02) |
| | WORKING INTEREST | Mar 21 | 1.2700 | 617.15 | 3.36 | 2,076.55 | 0.02576796 | 0.02578315 | 15.92 | 53.54 |
| | AD VALOREM TAX | Mar 21 | | | | (28.14) | 0.02576796 | 0.02578315 | | (0.84) |
| | CONSERVATION TAX | Mar 21 | | | | (3.45) | 0.02576796 | 0.02578315 | | (0.11) |
| | EMERGENCY SCHOOL TAX | Mar 21 | | | | (72.68) | 0.02576796 | 0.02578315 | | (2.15) |
| | PRODUCTION TAX | Mar 21 | | | | 0.00 | 0.02576796 | 0.02578315 | | 0.00 |
| | SEVERANCE TAX | Mar 21 | | | | (68.14) | 0.02576796 | 0.02578315 | | (2.02) |
| | WORKING INTEREST | Mar 21 | 1.2700 | 617.15 | 3.36 | 2,076.55 | 0.00086814 | 0.00086682 | 0.54 | 1.80 |
| | AD VALOREM TAX | Mar 21 | | | | (28.14) | 0.00086814 | 0.00086682 | | (0.03) |
| | CONSERVATION TAX | Mar 21 | | | | (3.45) | 0.00086814 | 0.00086682 | | 0.00 |
| | EMERGENCY SCHOOL TAX | Mar 21 | | | | (72.68) | 0.00086814 | 0.00086682 | | (0.07) |
| | PRODUCTION TAX | Mar 21 | | | | 0.00 | 0.00086814 | 0.00086682 | | 0.00 |
| | SEVERANCE TAX | Mar 21 | | | | (68.14) | 0.00086814 | 0.00086682 | | (0.07) |

Represented Unit of Measure: Gas = MCFs, Plant Products = GALs, Oil = BBLs

Generated on Tuesday, November 2, 2021 1:43 PM

© 2021 Enverus. All rights reserved. Unauthorized use prohibited.

www.enveruslink.com

Page 8 of 17

055

056

| Check Number | | 1160463 | | Owner | | 035904 SIANA OIL & GAS CO, LLC | | Operator | | MEWBOURNE OIL COMPANY | |
|--------------|----------------------|-----------------------------------|----------|-------|-------------|--------------------------------|-----------------------|----------|------------|-----------------------|--|
| Type | Production Date | Property Values | | | | Owner Share | | | | | |
| | | BTU | Volume | Price | Value | Owner Interest | Distribution Interest | Volume | Value | | |
| | | | | | | Total GAS | | 20.69 | 34.35 | | |
| OIL | | | | | | | | | | | |
| | WORKING INTEREST | Feb 21 | 0.00 | | 12.11 | 0.02576796 | 0.03303000 | 0.00 | 0.40 | | |
| | AD VALOREM TAX | Feb 21 | | | 0.00 | 0.02576796 | 0.03303000 | | 0.00 | | |
| | WORKING INTEREST | Feb 21 | 0.00 | | (12.11) | 0.02576796 | 0.03303000 | 0.00 | (0.40) | | |
| | AD VALOREM TAX | Feb 21 | | | 0.00 | 0.02576796 | 0.03303000 | | 0.00 | | |
| | WORKING INTEREST | Mar 21 | 0.00 | | (53.86) | 0.02576796 | 0.03341998 | 0.00 | (1.80) | | |
| | AD VALOREM TAX | Mar 21 | | | 0.00 | 0.02576796 | 0.03341998 | | 0.00 | | |
| | WORKING INTEREST | Mar 21 | 0.00 | | (53.86) | 0.00086814 | 0.00111400 | 0.00 | (0.06) | | |
| | AD VALOREM TAX | Mar 21 | | | 0.00 | 0.00086814 | 0.00111400 | | 0.00 | | |
| | WORKING INTEREST | Feb 21 | 807.62 | 54.12 | 43,711.45 | 0.02576796 | 0.02576800 | 20.83 | 1,126.37 | | |
| | AD VALOREM TAX | Feb 21 | | | (592.42) | 0.02576796 | 0.02576800 | | (17.47) | | |
| | CONSERVATION TAX | Feb 21 | | | (72.67) | 0.02576796 | 0.02576800 | | (2.15) | | |
| | EMERGENCY SCHOOL TAX | Feb 21 | | | (1,204.80) | 0.02576796 | 0.02576800 | | (35.51) | | |
| | PRODUCTION TAX | Feb 21 | | | 0.00 | 0.02576796 | 0.02576800 | | 0.00 | | |
| | SEVERANCE TAX | Feb 21 | | | (1,434.28) | 0.02576796 | 0.02576800 | | (42.26) | | |
| | WORKING INTEREST | Feb 21 | (807.62) | 54.12 | (43,711.45) | 0.02576796 | 0.02576800 | (20.83) | (1,126.37) | | |
| | AD VALOREM TAX | Feb 21 | | | 592.42 | 0.02576796 | 0.02576800 | | 17.46 | | |
| | CONSERVATION TAX | Feb 21 | | | 72.67 | 0.02576796 | 0.02576800 | | 2.15 | | |
| | EMERGENCY SCHOOL TAX | Feb 21 | | | 1,204.80 | 0.02576796 | 0.02576800 | | 35.50 | | |
| | PRODUCTION TAX | Feb 21 | | | 0.00 | 0.02576796 | 0.02576800 | | 0.00 | | |
| | SEVERANCE TAX | Feb 21 | | | 1,434.28 | 0.02576796 | 0.02576800 | | 42.26 | | |
| | WORKING INTEREST | Mar 21 | 3,590.45 | 61.95 | 222,431.25 | 0.02576796 | 0.02576805 | 92.55 | 5,731.62 | | |
| | AD VALOREM TAX | Mar 21 | | | (3,014.58) | 0.02576796 | 0.02576805 | | (88.81) | | |
| | CONSERVATION TAX | Mar 21 | | | (369.79) | 0.02576796 | 0.02576805 | | (10.91) | | |
| | EMERGENCY SCHOOL TAX | Mar 21 | | | (6,130.76) | 0.02576796 | 0.02576805 | | (180.57) | | |
| | PRODUCTION TAX | Mar 21 | | | 0.00 | 0.02576796 | 0.02576805 | | 0.00 | | |
| | SEVERANCE TAX | Mar 21 | | | (7,298.53) | 0.02576796 | 0.02576805 | | (214.97) | | |
| | WORKING INTEREST | Mar 21 | 3,590.45 | 61.95 | 222,431.25 | 0.00086814 | 0.00086813 | 3.12 | 193.10 | | |
| | AD VALOREM TAX | Mar 21 | | | (3,014.58) | 0.00086814 | 0.00086813 | | (2.99) | | |
| | CONSERVATION TAX | Mar 21 | | | (369.79) | 0.00086814 | 0.00086813 | | (0.37) | | |
| | EMERGENCY SCHOOL TAX | Mar 21 | | | (6,130.76) | 0.00086814 | 0.00086813 | | (6.08) | | |
| | PRODUCTION TAX | Mar 21 | | | 0.00 | 0.00086814 | 0.00086813 | | 0.00 | | |
| | SEVERANCE TAX | Mar 21 | | | (7,298.53) | 0.00086814 | 0.00086813 | | (7.24) | | |
| | | | | | | Total OIL | | 95.67 | 5,410.90 | | |
| | | | | | | Total Property | | | 5,445.25 | | |
| Property: | 62906000 | GAZELLE 22 B2MD FED COM 2H NM 025 | | | | | | | | | |
| GAS | | | | | | | | | | | |
| | WORKING INTEREST | Mar 21 | 1.0000 | 0.00 | (14.89) | 0.15501887 | 0.19946273 | 0.00 | (2.97) | | |
| | AD VALOREM TAX | Mar 21 | | | 0.00 | 0.15501887 | 0.19946273 | | 0.00 | | |
| | WORKING INTEREST | Mar 21 | 1.0000 | 0.00 | (14.89) | 0.00121401 | 0.00134318 | 0.00 | (0.02) | | |
| | AD VALOREM TAX | Mar 21 | | | 0.00 | 0.00121401 | 0.00134318 | | 0.00 | | |
| | WORKING INTEREST | Mar 20 | 1.0000 | 0.00 | (236.38) | 0.19549819 | 0.19549031 | 0.00 | (46.21) | | |

Represented Unit of Measure: Gas = MCFs, Plant Products = GALs, Oil = BBLs

www.energylink.com

Generated on Tuesday, November 2, 2021 1:43 PM

Page 9 of 17

© 2021 Enverus. All rights reserved. Unauthorized use prohibited.

056

057

Check Number 1160463

Owner 035904 SIANA OIL & GAS CO, LLC

Operator MEWBOURNE OIL COMPANY

| Type | Production Date | Property Values | | | | Owner Share | | | |
|----------------------|-----------------|-----------------|----------|-------|------------|----------------|-----------------------|--------|------------|
| | | BTU | Volume | Price | Value | Owner Interest | Distribution Interest | Volume | Value |
| PRODUCTION TAX | Mar 20 | | | | 22.69 | 0.19549819 | 0.19549031 | | 4.43 |
| WORKING INTEREST | Mar 20 | 1.0000 | 0.00 | | (236.38) | 0.00149375 | 0.00148000 | 0.00 | (0.35) |
| PRODUCTION TAX | Mar 20 | | | | 22.69 | 0.00149375 | 0.00148000 | | 0.03 |
| WORKING INTEREST | Apr 20 | 1.0000 | 0.00 | | (162.17) | 0.19549819 | 0.19553555 | 0.00 | (31.71) |
| PRODUCTION TAX | Apr 20 | | | | 15.57 | 0.19549819 | 0.19553555 | | 3.05 |
| WORKING INTEREST | Apr 20 | 1.0000 | 0.00 | | (162.17) | 0.00149375 | 0.00147900 | 0.00 | (0.24) |
| PRODUCTION TAX | Apr 20 | | | | 15.57 | 0.00149375 | 0.00147900 | | 0.02 |
| WORKING INTEREST | Mar 21 | 1.0000 | 0.00 | | (73.05) | 0.19549819 | 0.19548255 | 0.00 | (14.28) |
| PRODUCTION TAX | Mar 21 | | | | 6.93 | 0.19549819 | 0.19548255 | | 1.35 |
| WORKING INTEREST | Mar 21 | 1.0000 | 0.00 | | (73.05) | 0.00149375 | 0.00150582 | 0.00 | (0.11) |
| PRODUCTION TAX | Mar 21 | | | | 6.93 | 0.00149375 | 0.00150582 | | 0.01 |
| Total GAS | | | | | | | | 0.00 | (87.00) |
| GAS WELL GAS | | | | | | | | | |
| WORKING INTEREST | Mar 21 | 1.3100 | 1,945.99 | 2.99 | 5,827.40 | 0.15501887 | 0.15501768 | 301.68 | 903.35 |
| AD VALOREM TAX | Mar 21 | | | | (78.98) | 0.15501887 | 0.15501768 | | (14.05) |
| CONSERVATION TAX | Mar 21 | | | | (9.69) | 0.15501887 | 0.15501768 | | (1.73) |
| EMERGENCY SCHOOL TAX | Mar 21 | | | | (203.96) | 0.15501887 | 0.15501768 | | (36.19) |
| SEVERANCE TAX | Mar 21 | | | | (191.21) | 0.15501887 | 0.15501768 | | (33.90) |
| WORKING INTEREST | Mar 21 | 1.3100 | 1,945.99 | 2.99 | 5,827.40 | 0.00121401 | 0.00121323 | 2.36 | 7.07 |
| AD VALOREM TAX | Mar 21 | | | | (78.98) | 0.00121401 | 0.00121323 | | (0.11) |
| CONSERVATION TAX | Mar 21 | | | | (9.69) | 0.00121401 | 0.00121323 | | (0.01) |
| EMERGENCY SCHOOL TAX | Mar 21 | | | | (203.96) | 0.00121401 | 0.00121323 | | (0.28) |
| SEVERANCE TAX | Mar 21 | | | | (191.21) | 0.00121401 | 0.00121323 | | (0.27) |
| Total GAS WELL GAS | | | | | | | | 304.04 | 823.88 |
| OIL | | | | | | | | | |
| WORKING INTEREST | Mar 21 | | 0.00 | | (55.79) | 0.15501887 | 0.19985661 | 0.00 | (11.15) |
| AD VALOREM TAX | Mar 21 | | | | 0.00 | 0.15501887 | 0.19985661 | | 0.00 |
| WORKING INTEREST | Mar 21 | | 0.00 | | (55.79) | 0.00121401 | 0.00161319 | 0.00 | (0.09) |
| AD VALOREM TAX | Mar 21 | | | | 0.00 | 0.00121401 | 0.00161319 | | 0.00 |
| WORKING INTEREST | Mar 21 | | 3,719.02 | 61.95 | 230,396.26 | 0.15501887 | 0.15501871 | 576.47 | 35,715.73 |
| AD VALOREM TAX | Mar 21 | | | | (3,122.53) | 0.15501887 | 0.15501871 | | (553.18) |
| CONSERVATION TAX | Mar 21 | | | | (383.03) | 0.15501887 | 0.15501871 | | (67.88) |
| EMERGENCY SCHOOL TAX | Mar 21 | | | | (6,350.30) | 0.15501887 | 0.15501871 | | (1,125.03) |
| SEVERANCE TAX | Mar 21 | | | | (7,559.88) | 0.15501887 | 0.15501871 | | (1,339.33) |
| WORKING INTEREST | Mar 21 | | 3,719.02 | 61.95 | 230,396.26 | 0.00121401 | 0.00121400 | 4.51 | 279.70 |
| AD VALOREM TAX | Mar 21 | | | | (3,122.53) | 0.00121401 | 0.00121400 | | (4.33) |
| CONSERVATION TAX | Mar 21 | | | | (383.03) | 0.00121401 | 0.00121400 | | (0.53) |
| EMERGENCY SCHOOL TAX | Mar 21 | | | | (6,350.30) | 0.00121401 | 0.00121400 | | (8.81) |
| SEVERANCE TAX | Mar 21 | | | | (7,559.88) | 0.00121401 | 0.00121400 | | (10.49) |
| Total OIL | | | | | | | | 580.98 | 32,874.61 |
| Total Property | | | | | | | | | 33,611.49 |

Property: 62907000

GAZELLE 22 B2NC FED COM 2H NM 025

GAS WELL GAS

Represented Unit of Measure: Gas = MCFs, Plant Products = GALs, Oil = BBLs

Generated on Tuesday, November 2, 2021 1:43 PM

Page 10 of 17

www.energylink.com

© 2021 Enverus. All rights reserved. Unauthorized use prohibited.

057

058

Check Number 1160463

Owner 035904 SIANA OIL & GAS CO, LLC

Operator MEWBOURNE OIL COMPANY

| Type | Production Date | Property Values | | | | Owner Share | | | |
|--|-----------------|-----------------|-----------|-------|-------------|----------------|-----------------------|--------|----------|
| | | BTU | Volume | Price | Value | Owner Interest | Distribution Interest | Volume | Value |
| OVERRIDING ROYALTY | Mar 21 | 1.3100 | 11,937.25 | 2.99 | 35,746.92 | 0.00802318 | 0.00802307 | 95.77 | 286.80 |
| AD VALOREM TAX | Mar 21 | | | | (484.47) | 0.00802318 | 0.00802307 | | (4.44) |
| CONSERVATION TAX | Mar 21 | | | | (59.43) | 0.00802318 | 0.00802307 | | (0.55) |
| EMERGENCY SCHOOL TAX | Mar 21 | | | | (1,251.14) | 0.00802318 | 0.00802307 | | (11.47) |
| SEVERANCE TAX | Mar 21 | | | | (1,172.95) | 0.00802318 | 0.00802307 | | (10.76) |
| OVERRIDING ROYALTY | Mar 21 | 1.3100 | 11,937.25 | 2.99 | 35,746.92 | 0.00009432 | 0.00009455 | 1.13 | 3.38 |
| AD VALOREM TAX | Mar 21 | | | | (484.47) | 0.00009432 | 0.00009455 | | (0.02) |
| CONSERVATION TAX | Mar 21 | | | | (59.43) | 0.00009432 | 0.00009455 | | 0.00 |
| EMERGENCY SCHOOL TAX | Mar 21 | | | | (1,251.14) | 0.00009432 | 0.00009455 | | (0.10) |
| SEVERANCE TAX | Mar 21 | | | | (1,172.95) | 0.00009432 | 0.00009455 | | (0.09) |
| Total GAS WELL GAS | | | | | | | | 96.90 | 262.75 |
| OIL | | | | | | | | | |
| OVERRIDING ROYALTY | Mar 21 | | 7,347.60 | 61.95 | 455,189.70 | 0.00802318 | 0.00802318 | 58.95 | 3,652.07 |
| AD VALOREM TAX | Mar 21 | | | | (6,169.13) | 0.00802318 | 0.00802318 | | (56.57) |
| CONSERVATION TAX | Mar 21 | | | | (756.75) | 0.00802318 | 0.00802318 | | (6.94) |
| EMERGENCY SCHOOL TAX | Mar 21 | | | | (12,546.17) | 0.00802318 | 0.00802318 | | (115.04) |
| SEVERANCE TAX | Mar 21 | | | | (14,935.91) | 0.00802318 | 0.00802318 | | (136.95) |
| OVERRIDING ROYALTY | Mar 21 | | 7,347.60 | 61.95 | 455,189.70 | 0.00009432 | 0.00009433 | 0.68 | 42.94 |
| AD VALOREM TAX | Mar 21 | | | | (6,169.13) | 0.00009432 | 0.00009433 | | (0.63) |
| CONSERVATION TAX | Mar 21 | | | | (756.75) | 0.00009432 | 0.00009433 | | (0.05) |
| EMERGENCY SCHOOL TAX | Mar 21 | | | | (12,546.17) | 0.00009432 | 0.00009433 | | (1.30) |
| SEVERANCE TAX | Mar 21 | | | | (14,935.91) | 0.00009432 | 0.00009433 | | (1.60) |
| Total OIL | | | | | | | | 59.63 | 3,375.93 |
| Total Property | | | | | | | | | 3,638.68 |
| Property: 62915000 CREEDENCE 21/16 W0ED ST COM 2H NM 015 | | | | | | | | | |
| GAS | | | | | | | | | |
| WORKING INTEREST | Mar 21 | 1.0000 | 0.00 | | (129.65) | 0.00477272 | 0.00640185 | 0.00 | (0.83) |
| AD VALOREM TAX | Mar 21 | | | | 0.00 | 0.00477272 | 0.00640185 | | 0.00 |
| Total GAS | | | | | | | | 0.00 | (0.83) |
| GAS WELL GAS | | | | | | | | | |
| WORKING INTEREST | Mar 21 | 1.3600 | 16,946.89 | 4.62 | 78,333.12 | 0.00477272 | 0.00477269 | 80.89 | 373.86 |
| AD VALOREM TAX | Mar 21 | | | | (785.70) | 0.00477272 | 0.00477269 | | (4.23) |
| CONSERVATION TAX | Mar 21 | | | | (132.30) | 0.00477272 | 0.00477269 | | (0.71) |
| EMERGENCY SCHOOL TAX | Mar 21 | | | | (2,785.18) | 0.00477272 | 0.00477269 | | (14.96) |
| SEVERANCE TAX | Mar 21 | | | | (2,611.10) | 0.00477272 | 0.00477269 | | (14.02) |
| Total GAS WELL GAS | | | | | | | | 80.89 | 339.94 |
| OIL | | | | | | | | | |
| WORKING INTEREST | Mar 21 | | 0.00 | | (110.57) | 0.00477272 | 0.00642127 | 0.00 | (0.71) |
| AD VALOREM TAX | Mar 21 | | | | 0.00 | 0.00477272 | 0.00642127 | | 0.00 |
| WORKING INTEREST | Mar 21 | | 7,371.63 | 61.30 | 451,891.98 | 0.00477272 | 0.00477273 | 35.19 | 2,156.76 |
| AD VALOREM TAX | Mar 21 | | | | (4,532.58) | 0.00477272 | 0.00477273 | | (24.34) |
| CONSERVATION TAX | Mar 21 | | | | (763.20) | 0.00477272 | 0.00477273 | | (4.10) |
| EMERGENCY SCHOOL TAX | Mar 21 | | | | (12,852.98) | 0.00477272 | 0.00477273 | | (67.94) |

Represented Unit of Measure: Gas = MCFs, Plant Products = GALs, Oil = BBLs

Generated on Tuesday, November 2, 2021 1:43 PM

© 2021 EnVerus. All rights reserved. Unauthorized use prohibited

www.energylink.com

Page 11 of 17

058

059

Check Number 1160463

Owner 035904 SIANA OIL & GAS CO, LLC

Operator MEWBOURNE OIL COMPANY

| Type | Production Date | Property Values | | | | Owner Share | | | |
|---|-----------------|-----------------|-----------|-------|--------------|----------------|---------------------------|---------------|-----------------|
| | | BTU | Volume | Price | Value | Owner Interest | Distribution Interest | Volume | Value |
| SEVERANCE TAX | Mar 21 | | | | (15,063.07) | 0.00477272 | 0.00477273 | | (80.88) |
| | | | | | | | Total OIL | 35.19 | 1,978.79 |
| | | | | | | | Total Property | | 2,317.90 |
| Property: 82916000 CREEDENCE 21/16 W1ED ST COM 1H NM 015 | | | | | | | | | |
| GAS | | | | | | | | | |
| WORKING INTEREST | Mar 21 | 1.0000 | 0.00 | | (354.19) | 0.00477272 | 0.00640899 | 0.00 | (2.27) |
| AD VALOREM TAX | Mar 21 | | | | 0.00 | 0.00477272 | 0.00640899 | | 0.00 |
| | | | | | | | Total GAS | 0.00 | (2.27) |
| GAS WELL GAS | | | | | | | | | |
| WORKING INTEREST | Mar 21 | 1.3600 | 46,297.68 | 4.62 | 214,000.43 | 0.00477272 | 0.00477270 | 220.97 | 1,021.36 |
| AD VALOREM TAX | Mar 21 | | | | (2,146.47) | 0.00477272 | 0.00477270 | | (11.53) |
| CONSERVATION TAX | Mar 21 | | | | (361.42) | 0.00477272 | 0.00477270 | | (1.95) |
| EMERGENCY SCHOOL TAX | Mar 21 | | | | (7,608.90) | 0.00477272 | 0.00477270 | | (40.86) |
| SEVERANCE TAX | Mar 21 | | | | (7,133.35) | 0.00477272 | 0.00477270 | | (38.30) |
| | | | | | | | Total GAS WELL GAS | 220.97 | 928.72 |
| OIL | | | | | | | | | |
| WORKING INTEREST | Mar 21 | | 0.00 | | (350.06) | 0.00477272 | 0.00639890 | 0.00 | (2.24) |
| AD VALOREM TAX | Mar 21 | | | | 0.00 | 0.00477272 | 0.00639890 | | 0.00 |
| WORKING INTEREST | Mar 21 | | 23,337.42 | 61.30 | 1,430,618.85 | 0.00477272 | 0.00477272 | 111.38 | 6,827.94 |
| AD VALOREM TAX | Mar 21 | | | | (14,349.42) | 0.00477272 | 0.00477272 | | (77.05) |
| CONSERVATION TAX | Mar 21 | | | | (2,416.16) | 0.00477272 | 0.00477272 | | (12.98) |
| EMERGENCY SCHOOL TAX | Mar 21 | | | | (40,057.33) | 0.00477272 | 0.00477272 | | (215.08) |
| SEVERANCE TAX | Mar 21 | | | | (47,687.30) | 0.00477272 | 0.00477272 | | (256.05) |
| | | | | | | | Total OIL | 111.38 | 6,264.54 |
| | | | | | | | Total Property | | 7,190.99 |
| Property: 62958000 GAZELLE 22 B3MD FED COM 1H NM 025 | | | | | | | | | |
| GAS | | | | | | | | | |
| WORKING INTEREST | Mar 21 | 1.0000 | 0.00 | | (43.21) | 0.15501887 | 0.19972229 | 0.00 | (8.63) |
| AD VALOREM TAX | Mar 21 | | | | 0.00 | 0.15501887 | 0.19972229 | | 0.00 |
| WORKING INTEREST | Mar 21 | 1.0000 | 0.00 | | (43.21) | 0.00121401 | 0.00162000 | 0.00 | (0.07) |
| AD VALOREM TAX | Mar 21 | | | | 0.00 | 0.00121401 | 0.00162000 | | 0.00 |
| WORKING INTEREST | Mar 20 | 1.0000 | 0.00 | | (137.27) | 0.19549819 | 0.19545421 | 0.00 | (26.83) |
| PRODUCTION TAX | Mar 20 | | | | 13.18 | 0.19549819 | 0.19545421 | | 2.58 |
| WORKING INTEREST | Mar 20 | 1.0000 | 0.00 | | (137.27) | 0.00149375 | 0.00145600 | 0.00 | (0.20) |
| PRODUCTION TAX | Mar 20 | | | | 13.18 | 0.00149375 | 0.00145600 | | 0.02 |
| WORKING INTEREST | Apr 20 | 1.0000 | 0.00 | | (211.70) | 0.19549819 | 0.19551252 | 0.00 | (41.39) |
| PRODUCTION TAX | Apr 20 | | | | 20.32 | 0.19549819 | 0.19551252 | | 3.97 |
| WORKING INTEREST | Apr 20 | 1.0000 | 0.00 | | (211.70) | 0.00149375 | 0.00151100 | 0.00 | (0.32) |
| PRODUCTION TAX | Apr 20 | | | | 20.32 | 0.00149375 | 0.00151100 | | 0.03 |
| WORKING INTEREST | Mar 21 | 1.0000 | 0.00 | | (212.02) | 0.19549819 | 0.19550042 | 0.00 | (41.45) |
| PRODUCTION TAX | Mar 21 | | | | 20.12 | 0.19549819 | 0.19550042 | | 3.94 |

Represented Unit of Measure: Gas = MCFs, Plant Products = GALs, Oil = BBLs

www.energylink.com

Generated on Tuesday, November 2, 2021 1:43 PM

Page 12 of 17

© 2021 Enverus. All rights reserved. Unauthorized use prohibited.

059

060

| Check Number | 1150463 | Owner | 035904 SIANA OIL & GAS CO, LLC | | | | | | | | Operator | MEWBOURNE OIL COMPANY | |
|----------------------|-----------------|--------|--------------------------------|-------|------------|----------------|-----------------------|--------------------|------------|----------|----------|-----------------------|--|
| | | | Property Values | | | | Owner Share | | | | | | |
| Type | Production Date | BTU | Volume | Price | Value | Owner Interest | Distribution Interest | Volume | Value | | | | |
| WORKING INTEREST | Mar 21 | 1.0000 | 0.00 | | (212.02) | 0.00149375 | 0.00150929 | 0.00 | (0.32) | | | | |
| PRODUCTION TAX | Mar 21 | | | | 20.12 | 0.00149375 | 0.00150929 | | 0.03 | | | | |
| | | | | | | | | Total GAS | 0.00 | (108.64) | | | |
| GAS WELL GAS | | | | | | | | | | | | | |
| WORKING INTEREST | Mar 21 | 1.3100 | 5,648.40 | 2.99 | 16,914.51 | 0.15501887 | 0.15501897 | 875.61 | 2,622.07 | | | | |
| AD VALOREM TAX | Mar 21 | | | | (229.24) | 0.15501887 | 0.15501897 | | (40.65) | | | | |
| CONSERVATION TAX | Mar 21 | | | | (28.12) | 0.15501887 | 0.15501897 | | (5.01) | | | | |
| EMERGENCY SCHOOL TAX | Mar 21 | | | | (592.01) | 0.15501887 | 0.15501897 | | (104.89) | | | | |
| SEVERANCE TAX | Mar 21 | | | | (555.01) | 0.15501887 | 0.15501897 | | (98.32) | | | | |
| WORKING INTEREST | Mar 21 | 1.3100 | 5,648.40 | 2.99 | 16,914.51 | 0.00121401 | 0.00121375 | 6.86 | 20.53 | | | | |
| AD VALOREM TAX | Mar 21 | | | | (229.24) | 0.00121401 | 0.00121375 | | (0.32) | | | | |
| CONSERVATION TAX | Mar 21 | | | | (28.12) | 0.00121401 | 0.00121375 | | (0.04) | | | | |
| EMERGENCY SCHOOL TAX | Mar 21 | | | | (592.01) | 0.00121401 | 0.00121375 | | (0.82) | | | | |
| SEVERANCE TAX | Mar 21 | | | | (555.01) | 0.00121401 | 0.00121375 | | (0.77) | | | | |
| | | | | | | | | Total GAS WELL GAS | 882.47 | 2,391.78 | | | |
| OIL | | | | | | | | | | | | | |
| WORKING INTEREST | Feb 21 | | 0.00 | | 2.48 | 0.15501887 | 0.20161200 | 0.00 | 0.50 | | | | |
| AD VALOREM TAX | Feb 21 | | | | 0.00 | 0.15501887 | 0.20161200 | | 0.00 | | | | |
| WORKING INTEREST | Feb 21 | | 0.00 | | (2.48) | 0.15501887 | 0.20161200 | 0.00 | (0.50) | | | | |
| AD VALOREM TAX | Feb 21 | | | | 0.00 | 0.15501887 | 0.20161200 | | 0.00 | | | | |
| WORKING INTEREST | Mar 21 | | 0.00 | | (69.35) | 0.15501887 | 0.19971161 | 0.00 | (13.85) | | | | |
| AD VALOREM TAX | Mar 21 | | | | 0.00 | 0.15501887 | 0.19971161 | | 0.00 | | | | |
| WORKING INTEREST | Mar 21 | | 0.00 | | (69.35) | 0.00121401 | 0.00158616 | 0.00 | (0.11) | | | | |
| AD VALOREM TAX | Mar 21 | | | | 0.00 | 0.00121401 | 0.00158616 | | 0.00 | | | | |
| WORKING INTEREST | Feb 21 | | 165.40 | 54.12 | 8,952.07 | 0.15501887 | 0.15501800 | 25.67 | 1,387.74 | | | | |
| AD VALOREM TAX | Feb 21 | | | | (121.33) | 0.15501887 | 0.15501800 | | (21.51) | | | | |
| CONSERVATION TAX | Feb 21 | | | | (14.88) | 0.15501887 | 0.15501800 | | (2.66) | | | | |
| EMERGENCY SCHOOL TAX | Feb 21 | | | | (246.74) | 0.15501887 | 0.15501800 | | (43.76) | | | | |
| SEVERANCE TAX | Feb 21 | | | | (293.74) | 0.15501887 | 0.15501800 | | (52.08) | | | | |
| WORKING INTEREST | Feb 21 | | (165.40) | 54.12 | (8,952.07) | 0.15501887 | 0.15501800 | (25.67) | (1,387.74) | | | | |
| AD VALOREM TAX | Feb 21 | | | | 121.33 | 0.15501887 | 0.15501800 | | 21.51 | | | | |
| CONSERVATION TAX | Feb 21 | | | | 14.88 | 0.15501887 | 0.15501800 | | 2.66 | | | | |
| EMERGENCY SCHOOL TAX | Feb 21 | | | | 246.74 | 0.15501887 | 0.15501800 | | 43.76 | | | | |
| SEVERANCE TAX | Feb 21 | | | | 293.74 | 0.15501887 | 0.15501800 | | 52.07 | | | | |
| WORKING INTEREST | Mar 21 | | 4,623.32 | 61.95 | 286,418.37 | 0.15501887 | 0.15501879 | 716.68 | 44,400.23 | | | | |
| AD VALOREM TAX | Mar 21 | | | | (3,881.79) | 0.15501887 | 0.15501879 | | (687.68) | | | | |
| CONSERVATION TAX | Mar 21 | | | | (476.17) | 0.15501887 | 0.15501879 | | (84.36) | | | | |
| EMERGENCY SCHOOL TAX | Mar 21 | | | | (7,894.41) | 0.15501887 | 0.15501879 | | (1,398.53) | | | | |
| SEVERANCE TAX | Mar 21 | | | | (9,398.10) | 0.15501887 | 0.15501879 | | (1,665.01) | | | | |
| WORKING INTEREST | Mar 21 | | 4,623.32 | 61.95 | 286,418.37 | 0.00121401 | 0.00121399 | 5.61 | 347.71 | | | | |
| AD VALOREM TAX | Mar 21 | | | | (3,881.79) | 0.00121401 | 0.00121399 | | (5.39) | | | | |
| CONSERVATION TAX | Mar 21 | | | | (476.17) | 0.00121401 | 0.00121399 | | (0.66) | | | | |
| EMERGENCY SCHOOL TAX | Mar 21 | | | | (7,894.41) | 0.00121401 | 0.00121399 | | (10.95) | | | | |
| SEVERANCE TAX | Mar 21 | | | | (9,398.10) | 0.00121401 | 0.00121399 | | (13.04) | | | | |

Represented Unit of Measure: Gas = MCFs, Plant Products = GALs, Oil = BBLs

Generated on Tuesday, November 2, 2021 1:43 PM

© 2021 Enverus. All rights reserved. Unauthorized use prohibited.

www.enervlink.com

Page 13 of 17

060

061

Check Number 1180483

Owner 035904 SIANA OIL & GAS CO, LLC

Operator MEWBOURNE OIL COMPANY

| | | Property Values | | | | | Owner Share | | | |
|----------------------|-----------------|---------------------------------------|-----------|-------|-------------|--------------------|-----------------------|--------|-----------|--|
| Type | Production Date | BTU | Volume | Price | Value | Owner Interest | Distribution Interest | Volume | Value | |
| | | | | | | | Total OIL | 722.29 | 40,868.25 | |
| | | | | | | | Total Property | | 43,151.39 | |
| Property: | 62959000 | GAZELLE 22 B3NC FED COM 1H NM 025 | | | | | | | | |
| GAS WELL GAS | | | | | | | | | | |
| OVERRIDING ROYALTY | Mar 21 | 1.3100 | 13,111.61 | 2.99 | 39,263.60 | 0.00802318 | 0.00802321 | 105.20 | 315.02 | |
| AD VALOREM TAX | Mar 21 | | | | (532.13) | 0.00802318 | 0.00802321 | | (4.88) | |
| CONSERVATION TAX | Mar 21 | | | | (65.28) | 0.00802318 | 0.00802321 | | (0.60) | |
| EMERGENCY SCHOOL TAX | Mar 21 | | | | (1,374.23) | 0.00802318 | 0.00802321 | | (12.60) | |
| SEVERANCE TAX | Mar 21 | | | | (1,288.34) | 0.00802318 | 0.00802321 | | (11.82) | |
| OVERRIDING ROYALTY | Mar 21 | 1.3100 | 13,111.61 | 2.99 | 39,263.60 | 0.00009432 | 0.00009449 | 1.22 | 3.71 | |
| AD VALOREM TAX | Mar 21 | | | | (532.13) | 0.00009432 | 0.00009449 | | (0.02) | |
| CONSERVATION TAX | Mar 21 | | | | (65.28) | 0.00009432 | 0.00009449 | | 0.00 | |
| EMERGENCY SCHOOL TAX | Mar 21 | | | | (1,374.23) | 0.00009432 | 0.00009449 | | (0.13) | |
| SEVERANCE TAX | Mar 21 | | | | (1,288.34) | 0.00009432 | 0.00009449 | | (0.11) | |
| | | | | | | Total GAS WELL GAS | | 106.42 | 288.57 | |
| OIL | | | | | | | | | | |
| OVERRIDING ROYALTY | Mar 21 | | 7,680.87 | 61.95 | 475,836.05 | 0.00802318 | 0.00802318 | 61.63 | 3,817.72 | |
| AD VALOREM TAX | Mar 21 | | | | (6,448.95) | 0.00802318 | 0.00802318 | | (59.13) | |
| CONSERVATION TAX | Mar 21 | | | | (791.08) | 0.00802318 | 0.00802318 | | (7.26) | |
| EMERGENCY SCHOOL TAX | Mar 21 | | | | (13,115.23) | 0.00802318 | 0.00802318 | | (120.26) | |
| SEVERANCE TAX | Mar 21 | | | | (15,613.37) | 0.00802318 | 0.00802318 | | (143.16) | |
| OVERRIDING ROYALTY | Mar 21 | | 7,680.87 | 61.95 | 475,836.05 | 0.00009432 | 0.00009430 | 0.71 | 44.87 | |
| AD VALOREM TAX | Mar 21 | | | | (6,448.95) | 0.00009432 | 0.00009430 | | (0.68) | |
| CONSERVATION TAX | Mar 21 | | | | (791.08) | 0.00009432 | 0.00009430 | | (0.06) | |
| EMERGENCY SCHOOL TAX | Mar 21 | | | | (13,115.23) | 0.00009432 | 0.00009430 | | (1.38) | |
| SEVERANCE TAX | Mar 21 | | | | (15,613.37) | 0.00009432 | 0.00009430 | | (1.66) | |
| | | | | | | Total OIL | | 62.34 | 3,529.00 | |
| | | | | | | Total Property | | | 3,817.57 | |
| Property: | 72185000 | CREEDENCE 21/16 W0FC ST COM 4H NM 015 | | | | | | | | |
| GAS | | | | | | | | | | |
| WORKING INTEREST | Mar 21 | 1.0000 | 0.00 | | (190.80) | 0.00477272 | 0.00639413 | 0.00 | (1.22) | |
| AD VALOREM TAX | Mar 21 | | | | 0.00 | 0.00477272 | 0.00639413 | | 0.00 | |
| | | | | | | Total GAS | | 0.00 | (1.22) | |
| GAS WELL GAS | | | | | | | | | | |
| WORKING INTEREST | Mar 21 | 1.3600 | 24,940.66 | 4.62 | 115,282.49 | 0.00477272 | 0.00477271 | 119.04 | 550.21 | |
| AD VALOREM TAX | Mar 21 | | | | (1,156.31) | 0.00477272 | 0.00477271 | | (6.21) | |
| CONSERVATION TAX | Mar 21 | | | | (194.70) | 0.00477272 | 0.00477271 | | (1.05) | |
| EMERGENCY SCHOOL TAX | Mar 21 | | | | (4,098.93) | 0.00477272 | 0.00477271 | | (22.01) | |
| SEVERANCE TAX | Mar 21 | | | | (3,842.75) | 0.00477272 | 0.00477271 | | (20.64) | |
| | | | | | | Total GAS WELL GAS | | 119.04 | 500.30 | |
| OIL | | | | | | | | | | |

Represented Unit of Measure: Gas = MCFs, Plant Products = GALs, Oil = BBLs

www.energylink.com

Generated on Tuesday, November 2, 2021 1:43 PM

Page 14 of 17

© 2021 Enverus. All rights reserved. Unauthorized use prohibited.

061

062

Check Number 1160463

Owner 035904 SIANA OIL & GAS CO, LLC

Operator MEWBOURNE OIL COMPANY

| Type | Production Date | Property Values | | | | Owner Share | | | |
|----------------------|-----------------|-----------------|-----------|-------|-------------|----------------|-----------------------|--------|----------|
| | | BTU | Volume | Price | Value | Owner Interest | Distribution Interest | Volume | Value |
| WORKING INTEREST | Mar 21 | | 0.00 | | (179.94) | 0.00477272 | 0.00639102 | 0.00 | (1.15) |
| AD VALOREM TAX | Mar 21 | | | | 0.00 | 0.00477272 | 0.00639102 | | 0.00 |
| WORKING INTEREST | Mar 21 | | 11,995.75 | 61.30 | 735,357.47 | 0.00477272 | 0.00477273 | 57.26 | 3,509.66 |
| AD VALOREM TAX | Mar 21 | | | | (7,375.80) | 0.00477272 | 0.00477273 | | (39.61) |
| CONSERVATION TAX | Mar 21 | | | | (1,241.94) | 0.00477272 | 0.00477273 | | (6.67) |
| EMERGENCY SCHOOL TAX | Mar 21 | | | | (20,590.01) | 0.00477272 | 0.00477273 | | (110.56) |
| SEVERANCE TAX | Mar 21 | | | | (24,511.92) | 0.00477272 | 0.00477273 | | (131.61) |
| Total OIL | | | | | | | | 57.26 | 3,220.06 |
| Total Property | | | | | | | | | 3,719.14 |

Property: 72188000

CREEDENCE 21/16 W1FC ST COM 3H NM 015

GAS

| | | | | | | | | | |
|------------------|--------|--------|------|--|----------|------------|------------|------|--------|
| WORKING INTEREST | Mar 21 | 1.0000 | 0.00 | | (178.55) | 0.00477272 | 0.00638477 | 0.00 | (1.14) |
| AD VALOREM TAX | Mar 21 | | | | 0.00 | 0.00477272 | 0.00638477 | | 0.00 |
| Total GAS | | | | | | | | 0.00 | (1.14) |

GAS WELL GAS

| | | | | | | | | | |
|----------------------|--------|--------|-----------|------|------------|------------|------------|--------|---------|
| WORKING INTEREST | Mar 21 | 1.3600 | 23,338.62 | 4.62 | 107,877.47 | 0.00477272 | 0.00477273 | 111.39 | 514.87 |
| AD VALOREM TAX | Mar 21 | | | | (1,082.03) | 0.00477272 | 0.00477273 | | (5.82) |
| CONSERVATION TAX | Mar 21 | | | | (182.19) | 0.00477272 | 0.00477273 | | (0.98) |
| EMERGENCY SCHOOL TAX | Mar 21 | | | | (3,835.64) | 0.00477272 | 0.00477273 | | (20.60) |
| SEVERANCE TAX | Mar 21 | | | | (3,595.92) | 0.00477272 | 0.00477273 | | (19.31) |
| Total GAS WELL GAS | | | | | | | | 111.39 | 468.16 |

OIL

| | | | | | | | | | |
|----------------------|--------|--|-----------|-------|-------------|------------|------------|-------|----------|
| WORKING INTEREST | Mar 21 | | 0.00 | | (152.83) | 0.00477272 | 0.00642076 | 0.00 | (0.98) |
| AD VALOREM TAX | Mar 21 | | | | 0.00 | 0.00477272 | 0.00642076 | | 0.00 |
| WORKING INTEREST | Mar 21 | | 10,175.07 | 61.30 | 623,747.05 | 0.00477272 | 0.00477272 | 48.56 | 2,978.97 |
| AD VALOREM TAX | Mar 21 | | | | (6,256.32) | 0.00477272 | 0.00477272 | | (33.59) |
| CONSERVATION TAX | Mar 21 | | | | (1,053.44) | 0.00477272 | 0.00477272 | | (5.66) |
| EMERGENCY SCHOOL TAX | Mar 21 | | | | (17,464.92) | 0.00477272 | 0.00477272 | | (93.78) |
| SEVERANCE TAX | Mar 21 | | | | (20,791.57) | 0.00477272 | 0.00477272 | | (111.64) |
| Total OIL | | | | | | | | 48.56 | 2,731.32 |
| Total Property | | | | | | | | | 3,198.34 |

Property: 72310000

IBEX 15/10 B1PA FED COM 2H NM 025

GAS

| | | | | | | | | | |
|------------------|--------|--------|------|--|------------|------------|------------|------|--------|
| WORKING INTEREST | Feb 21 | 1.0000 | 0.00 | | 232.44 | 0.00040427 | 0.00055928 | 0.00 | 0.13 |
| AD VALOREM TAX | Feb 21 | | | | 0.00 | 0.00040427 | 0.00055928 | | 0.00 |
| WORKING INTEREST | Feb 21 | 1.0000 | 0.00 | | (232.44) | 0.00040427 | 0.00055928 | 0.00 | (0.13) |
| AD VALOREM TAX | Feb 21 | | | | 0.00 | 0.00040427 | 0.00055928 | | 0.00 |
| WORKING INTEREST | Mar 21 | 1.0000 | 0.00 | | (457.34) | 0.00040427 | 0.00054864 | 0.00 | (0.25) |
| AD VALOREM TAX | Mar 21 | | | | 0.00 | 0.00040427 | 0.00054864 | | 0.00 |
| WORKING INTEREST | Mar 21 | 1.0000 | 0.00 | | (7,289.30) | 0.00053902 | 0.00053915 | 0.00 | (3.93) |
| PRODUCTION TAX | Mar 21 | | | | 691.67 | 0.00053902 | 0.00053915 | | 0.37 |

Represented Unit of Measure: Gas = MCFs, Plant Products = GALs, Oil = BBLs

www.energylink.com

Generated on Tuesday, November 2, 2021 1:43 PM

Page 15 of 17

© 2021 Enverus. All rights reserved. Unauthorized use prohibited.

062

063

Check Number 1160453

Owner 035904 SIANA OIL & GAS CO, LLC

Operator MEWBOURNE OIL COMPANY

| | Type | Production Date | Property Values | | | | Owner Share | | | | |
|----------------------|----------------------|------------------------------|-----------------|-------------|-----------|-------------|----------------|-----------------------|------------|---------|--------|
| | | | BTU | Volume | Price | Value | Owner Interest | Distribution Interest | Volume | Value | |
| GAS WELL GAS | | | | | | | | Total GAS | 0.00 | (3.81) | |
| | WORKING INTEREST | Feb 21 | 1.3000 | (30,219.05) | 3.06 | (92,418.27) | 0.00040427 | 0.00040425 | (12.22) | (37.36) | |
| | AD VALOREM TAX | Feb 21 | | | | 1,252.53 | 0.00040427 | 0.00040425 | | 0.58 | |
| | CONSERVATION TAX | Feb 21 | | | | 153.65 | 0.00040427 | 0.00040425 | | 0.07 | |
| | EMERGENCY SCHOOL TAX | Feb 21 | | | | 3,234.64 | 0.00040427 | 0.00040425 | | 1.49 | |
| | SEVERANCE TAX | Feb 21 | | | | 3,032.47 | 0.00040427 | 0.00040425 | | 1.40 | |
| | WORKING INTEREST | Feb 21 | 1.3000 | 30,219.05 | 3.13 | 94,435.17 | 0.00040427 | 0.00040430 | 12.22 | 38.18 | |
| | AD VALOREM TAX | Feb 21 | | | | (1,279.87) | 0.00040427 | 0.00040430 | | (0.59) | |
| | CONSERVATION TAX | Feb 21 | | | | (157.00) | 0.00040427 | 0.00040430 | | (0.07) | |
| | EMERGENCY SCHOOL TAX | Feb 21 | | | | (3,305.23) | 0.00040427 | 0.00040430 | | (1.53) | |
| | SEVERANCE TAX | Feb 21 | | | | (3,098.65) | 0.00040427 | 0.00040430 | | (1.43) | |
| | WORKING INTEREST | Mar 21 | 1.3000 | 59,457.32 | 3.07 | 182,340.44 | 0.00040427 | 0.00040424 | 24.04 | 73.71 | |
| | AD VALOREM TAX | Mar 21 | | | | (2,471.24) | 0.00040427 | 0.00040424 | | (1.14) | |
| | CONSERVATION TAX | Mar 21 | | | | (303.14) | 0.00040427 | 0.00040424 | | (0.14) | |
| | EMERGENCY SCHOOL TAX | Mar 21 | | | | (6,381.92) | 0.00040427 | 0.00040424 | | (2.95) | |
| | SEVERANCE TAX | Mar 21 | | | | (5,983.05) | 0.00040427 | 0.00040424 | | (2.76) | |
| | | | | | | | | Total GAS WELL GAS | 24.04 | 87.46 | |
| | OIL | WORKING INTEREST | Mar 21 | 1.0000 | 0.00 | | (529.95) | 0.00040427 | 0.00054722 | 0.00 | (0.29) |
| | | AD VALOREM TAX | Mar 21 | | | | 0.00 | 0.00040427 | 0.00054722 | | 0.00 |
| | | WORKING INTEREST | Mar 21 | 1.0000 | 35,329.91 | 61.95 | 2,188,716.19 | 0.00040427 | 0.00040427 | 14.28 | 884.83 |
| AD VALOREM TAX | | Mar 21 | | | | (29,663.40) | 0.00040427 | 0.00040427 | | (13.71) | |
| CONSERVATION TAX | | Mar 21 | | | | (3,638.74) | 0.00040427 | 0.00040427 | | (1.68) | |
| EMERGENCY SCHOOL TAX | | Mar 21 | | | | (60,326.49) | 0.00040427 | 0.00040427 | | (27.87) | |
| SEVERANCE TAX | | Mar 21 | | | | (71,817.25) | 0.00040427 | 0.00040427 | | (33.18) | |
| | | | | | | | | Total OIL | 14.28 | 808.10 | |
| | | | | | | | | Total Property | | 871.75 | |
| Property: | 72580000 | QXY BYPASS 16 STATE 1 NM 015 | | | | | | | | | |
| GAS | WORKING INTEREST | Mar 21 | 1.0000 | 0.00 | | (0.44) | 0.09449999 | 0.13636364 | 0.00 | (0.06) | |
| | AD VALOREM TAX | Mar 21 | | | | 0.00 | 0.09449999 | 0.13636364 | | 0.00 | |
| | WORKING INTEREST | Mar 21 | 0.9900 | 58.15 | 1.12 | 65.12 | 0.09449999 | 0.09459459 | 5.53 | 6.16 | |
| | AD VALOREM TAX | Mar 21 | | | | (0.61) | 0.09449999 | 0.09459459 | | (0.08) | |
| | CONSERVATION TAX | Mar 21 | | | | (0.10) | 0.09449999 | 0.09459459 | | (0.01) | |
| | EMERGENCY SCHOOL TAX | Mar 21 | | | | (2.17) | 0.09449999 | 0.09459459 | | (0.27) | |
| | SEVERANCE TAX | Mar 21 | | | | (2.04) | 0.09449999 | 0.09459459 | | (0.25) | |
| | WORKING INTEREST | Sep 20 | 1.0100 | 73.25 | 0.37 | 26.96 | 0.09449999 | 0.09569733 | 6.91 | 2.58 | |
| | AD VALOREM TAX | Sep 20 | | | | (0.25) | 0.09449999 | 0.09569733 | | (0.04) | |
| | CONSERVATION TAX | Sep 20 | | | | (0.04) | 0.09449999 | 0.09569733 | | (0.01) | |
| | EMERGENCY SCHOOL TAX | Sep 20 | | | | (0.90) | 0.09449999 | 0.09569733 | | (0.11) | |
| | SEVERANCE TAX | Sep 20 | | | | (0.84) | 0.09449999 | 0.09569733 | | (0.10) | |
| | | | | | | | | Total GAS | 12.44 | 7.81 | |

Represented Unit of Measure: Gas = MCFs, Plant Products = GALs, Oil = BBLs

www.enerqylink.com

Generated on Tuesday, November 2, 2021 1:43 PM

Page 16 of 17

© 2021 Enverus. All rights reserved. Unauthorized use prohibited.

063

064

| | | | | | | | | | | |
|----------------------|-----------------|--------------------------------------|------------------|-------------|------------------------|--------------------------------|-----------------|-----------------------|--------|-------|
| Check Number 1160463 | | Owner 035904 SIANA OIL & GAS CO, LLC | | | | Operator MEWBOURNE OIL COMPANY | | | | |
| Type | Production Data | | Property Values | | | | Owner Share | | | |
| | | | BTU | Volume | Price | Value | Owner Interest | Distribution Interest | Volume | Value |
| | Total Property | | | | | | | | | 7.81 |
| | Check Total | Owner Gross Value | Owner Deductions | Owner Taxes | Non Revenue Deductions | | Owner Net Value | | | |
| | | 170,872.83 | (13,607.80) | (14,772.22) | | | 142,492.81 | | | |

064

065



Revenue Statement

Owner

035904
SIANA OIL & GAS CO, LLC
TOM M RAGSDALE
P O BOX 2246
CONROE, TX 77305

Operator

MEWBOURNE OIL COMPANY
P O BOX 7698
TYLER, TX 75711-7698
(903) 561-2900
ownerrelations@mewbourne.com

Check

Check Number 1165697
Check Amount 78,821.47
Check Date June 15, 2021

Copyright Notice

© 2021 Enverus. All rights reserved. Unauthorized use prohibited.

Data, reports, user interface, software and other content which is accessed by users through EnergyLink constitutes copyright protected content owned by Enverus. Any unauthorized copying, scraping, downloading, retransmission, redistribution, reproduction, republishing or other duplication or modification of copyright protected content is a violation of Canadian and US federal copyright laws and may be subject to legal action. Other than PDF copies for use in an unmodified format by authorized users, no one has permission to copy, scrape, download, retransmit, redistribute, reproduce, republish, duplicate, modify or make public for commercial use this copyright protected content, in any form, without the express written permission of Enverus.

| | | Type | Production Date | Property Values | | | | Owner Share | | | |
|-----------|----------|-------------------------------------|-----------------|-----------------|--------|-------|----------|----------------|-----------------------|--------------|-------|
| | | | | BTU | Volume | Price | Value | Owner Interest | Distribution Interest | Volume | Value |
| Property: | 00005000 | JIB CLEARING - REVENUE TX 999 | | | | | | | | | |
| GAS | | JIB OFFSET | Jun 21 | | | | 0.00 | 0.00000000 | 0.00000000 | (50,785.72) | |
| | | | | | | | | | Total GAS | (50,785.72) | |
| | | | | | | | | | Total Property | (50,785.72) | |
| Property: | 62390000 | PRONGHORN 15 B3BO FED COM 1H NM 025 | | | | | | | | | |
| GAS | | | | | | | | | | | |
| | | WORKING INTEREST | Apr 21 | 1.0000 | 0.00 | | (7.43) | 0.05402784 | 0.05864065 | 0.00 (0.51) | |
| | | AD VALOREM TAX | Apr 21 | | | | 0.00 | 0.05402784 | 0.06864065 | 0.00 | |
| | | WORKING INTEREST | Jun 19 | 1.0000 | 0.00 | | (396.28) | 0.06837475 | 0.06838599 | 0.00 (27.10) | |
| | | PRODUCTION TAX | Jun 19 | | | | 38.08 | 0.06837475 | 0.06838599 | 2.60 | |
| | | WORKING INTEREST | Jul 19 | 1.0000 | 0.00 | | (417.44) | 0.06837475 | 0.06836911 | 0.00 (28.54) | |
| | | PRODUCTION TAX | Jul 19 | | | | 40.11 | 0.06837475 | 0.06836911 | 2.74 | |
| | | WORKING INTEREST | Apr 21 | 1.0000 | 0.00 | | (80.31) | 0.06837475 | 0.06836010 | 0.00 (5.49) | |
| | | PRODUCTION TAX | Apr 21 | | | | 7.62 | 0.06837475 | 0.06836010 | 0.52 | |
| | | WORKING INTEREST | Apr 21 | 1.2800 | 247.92 | 3.19 | 790.22 | 0.05402784 | 0.05407355 | 13.42 42.73 | |
| | | AD VALOREM TAX | Apr 21 | | | | (10.71) | 0.05402784 | 0.05407355 | (0.67) | |
| | | CONSERVATION TAX | Apr 21 | | | | (1.31) | 0.05402784 | 0.05407355 | (0.08) | |
| | | EMERGENCY SCHOOL TAX | Apr 21 | | | | (27.66) | 0.05402784 | 0.05407355 | (1.72) | |
| | | PRODUCTION TAX | Apr 21 | | | | 0.00 | 0.05402784 | 0.05407355 | 0.00 | |
| | | SEVERANCE TAX | Apr 21 | | | | (25.93) | 0.05402784 | 0.05407355 | (1.62) | |
| | | WORKING INTEREST | Apr 21 | 1.2700 | 737.91 | 3.02 | 2,229.23 | 0.05402784 | 0.05404108 | 39.90 120.47 | |
| | | AD VALOREM TAX | Apr 21 | | | | (30.21) | 0.05402784 | 0.05404108 | (1.88) | |

Represented Unit of Measure: Gas = MCFs, Plant Products = GALs, Oil = BBLs

Generated on Tuesday, November 2, 2021 1:09 PM

Page 1 of 14

www.energylink.com

© 2021 Enverus. All rights reserved. Unauthorized use prohibited.

065

066

Check Number 1185897

Owner 035904 SIANA OIL & GAS CO, LLC

Operator MEWBOURNE OIL COMPANY

| Type | Production Date | Property Values | | | | Owner Share | | | |
|-----------------------|-----------------|-----------------|----------|-------|------------|----------------|-----------------------|---------------|-----------------|
| | | BTU | Volume | Price | Value | Owner Interest | Distribution Interest | Volume | Value |
| CONSERVATION TAX | Apr 21 | | | | (3.71) | 0.05402784 | 0.05404108 | | (0.23) |
| EMERGENCY SCHOOL TAX | Apr 21 | | | | (78.02) | 0.05402784 | 0.05404108 | | (4.84) |
| PRODUCTION TAX | Apr 21 | | | | 0.00 | 0.05402784 | 0.05404108 | | 0.00 |
| SEVERANCE TAX | Apr 21 | | | | (73.15) | 0.05402784 | 0.05404108 | | (4.53) |
| Total GAS | | | | | | | | 53.32 | 91.85 |
| OIL | | | | | | | | | |
| WORKING INTEREST | Apr 21 | | 0.00 | | (40.83) | 0.05402784 | 0.06857703 | 0.00 | (2.80) |
| AD VALOREM TAX | Apr 21 | | | | 0.00 | 0.05402784 | 0.06857703 | | 0.00 |
| WORKING INTEREST | Apr 21 | | 2,721.87 | 60.63 | 165,037.32 | 0.05402784 | 0.05402778 | 147.07 | 8,916.60 |
| AD VALOREM TAX | Apr 21 | | | | (2,236.73) | 0.05402784 | 0.05402778 | | (138.13) |
| CONSERVATION TAX | Apr 21 | | | | (274.37) | 0.05402784 | 0.05402778 | | (16.96) |
| EMERGENCY SCHOOL TAX | Apr 21 | | | | (4,548.84) | 0.05402784 | 0.05402778 | | (280.89) |
| PRODUCTION TAX | Apr 21 | | | | 0.00 | 0.05402784 | 0.05402778 | | 0.00 |
| SEVERANCE TAX | Apr 21 | | | | (5,415.29) | 0.05402784 | 0.05402778 | | (334.38) |
| Total OIL | | | | | | | | 147.07 | 8,143.44 |
| Total Property | | | | | | | | | 8,235.29 |

Property: 62391000

PRONGHORN 15 B3CN FED COM 1H NM 025

GAS

| | | | | | | | | | |
|----------------------|--------|--------|----------|------|-----------|------------|------------|---------------|---------------|
| WORKING INTEREST | Apr 21 | 1.0000 | 0.00 | | (31.78) | 0.05391420 | 0.06828194 | 0.00 | (2.17) |
| AD VALOREM TAX | Apr 21 | | | | 0.00 | 0.05391420 | 0.06828194 | | 0.00 |
| WORKING INTEREST | Jun 19 | 1.0000 | 0.00 | | (391.69) | 0.06837475 | 0.06837040 | 0.00 | (26.78) |
| PRODUCTION TAX | Jun 19 | | | | 37.64 | 0.06837475 | 0.06837040 | | 2.57 |
| WORKING INTEREST | Jul 19 | 1.0000 | 0.00 | | (481.18) | 0.06837475 | 0.06837358 | 0.00 | (32.80) |
| PRODUCTION TAX | Jul 19 | | | | 46.24 | 0.06837475 | 0.06837358 | | 3.16 |
| WORKING INTEREST | Apr 21 | 1.0000 | 0.00 | | (326.95) | 0.06837475 | 0.06838966 | 0.00 | (22.36) |
| PRODUCTION TAX | Apr 21 | | | | 31.02 | 0.06837475 | 0.06838966 | | 2.12 |
| WORKING INTEREST | Apr 21 | 1.3000 | 236.26 | 3.19 | 753.07 | 0.05391420 | 0.05395249 | 12.76 | 40.63 |
| AD VALOREM TAX | Apr 21 | | | | (10.21) | 0.05391420 | 0.05395249 | | (0.64) |
| CONSERVATION TAX | Apr 21 | | | | (1.25) | 0.05391420 | 0.05395249 | | (0.08) |
| EMERGENCY SCHOOL TAX | Apr 21 | | | | (26.36) | 0.05391420 | 0.05395249 | | (1.64) |
| SEVERANCE TAX | Apr 21 | | | | (24.71) | 0.05391420 | 0.05395249 | | (1.53) |
| WORKING INTEREST | Apr 21 | 1.2700 | 3,996.19 | 3.02 | 12,072.50 | 0.05391420 | 0.05391427 | 215.47 | 650.88 |
| AD VALOREM TAX | Apr 21 | | | | (163.62) | 0.05391420 | 0.05391427 | | (10.11) |
| CONSERVATION TAX | Apr 21 | | | | (20.07) | 0.05391420 | 0.05391427 | | (1.25) |
| EMERGENCY SCHOOL TAX | Apr 21 | | | | (422.54) | 0.05391420 | 0.05391427 | | (26.06) |
| SEVERANCE TAX | Apr 21 | | | | (396.13) | 0.05391420 | 0.05391427 | | (24.43) |
| Total GAS | | | | | | | | 228.23 | 549.41 |

OIL

| | | | | | | | | | |
|------------------|--------|--|----------|-------|------------|------------|------------|--------|----------|
| WORKING INTEREST | Apr 21 | | 0.00 | | (36.17) | 0.05391420 | 0.06856511 | 0.00 | (2.48) |
| AD VALOREM TAX | Apr 21 | | | | 0.00 | 0.05391420 | 0.06856511 | | 0.00 |
| WORKING INTEREST | Apr 21 | | 2,411.58 | 60.63 | 146,223.26 | 0.05391420 | 0.05391420 | 130.03 | 7,883.51 |
| AD VALOREM TAX | Apr 21 | | | | (1,981.75) | 0.05391420 | 0.05391420 | | (122.13) |
| CONSERVATION TAX | Apr 21 | | | | (243.10) | 0.05391420 | 0.05391420 | | (15.00) |

Represented Unit of Measure: Gas = MCFs, Plant Products = GALs, Oil = BBLs

www.energylink.com

Generated on Tuesday, November 2, 2021 1:09 PM

Page 2 of 14

© 2021 Enverus. All rights reserved. Unauthorized use prohibited.

066

067

Check Number 1165697

Owner 035904 SIANA OIL & GAS CO, LLC

Operator MEWBORNE OIL COMPANY

| Type | Production Date | Property Values | | | | Owner Share | | | |
|----------------------|-----------------|-----------------|--------|-------|------------|----------------|-----------------------|-----------------------|-----------------|
| | | BTU | Volume | Price | Value | Owner Interest | Distribution Interest | Volume | Value |
| EMERGENCY SCHOOL TAX | Apr 21 | | | | (4,030.28) | 0.05391420 | 0.05391420 | | (248.35) |
| SEVERANCE TAX | Apr 21 | | | | (4,797.95) | 0.05391420 | 0.05391420 | | (295.85) |
| | | | | | | | | Total OIL | 130.03 |
| | | | | | | | | Total Property | 7,749.31 |

Property: 62392000

PRONGHORN 15 B3DM FED COM 1H NM 025

GAS

| | | | | | | | | | |
|----------------------|--------|--------|----------|------|----------|------------|------------|------------------|---------------|
| WORKING INTEREST | Apr 21 | 1.0000 | 0.00 | | (25.00) | 0.05328145 | 0.06880000 | 0.00 | (1.72) |
| AD VALOREM TAX | Apr 21 | | | | 0.00 | 0.05328145 | 0.06880000 | | 0.00 |
| WORKING INTEREST | Jun 19 | 1.0000 | 0.00 | | (457.54) | 0.06837475 | 0.06836561 | 0.00 | (31.28) |
| PRODUCTION TAX | Jun 19 | | | | 43.97 | 0.06837475 | 0.06836561 | | 3.00 |
| WORKING INTEREST | Jul 19 | 1.0000 | 0.00 | | (497.94) | 0.06837475 | 0.06838173 | 0.00 | (34.05) |
| PRODUCTION TAX | Jul 19 | | | | 47.85 | 0.06837475 | 0.06838173 | | 3.27 |
| WORKING INTEREST | Apr 21 | 1.0000 | 0.00 | | (259.92) | 0.06837475 | 0.06839951 | 0.00 | (17.71) |
| PRODUCTION TAX | Apr 21 | | | | 24.57 | 0.06837475 | 0.06839951 | | 1.68 |
| WORKING INTEREST | Apr 21 | 1.2700 | 270.21 | 3.19 | 861.29 | 0.05328145 | 0.05331538 | 14.43 | 45.92 |
| AD VALOREM TAX | Apr 21 | | | | (11.67) | 0.05328145 | 0.05331538 | | (0.73) |
| CONSERVATION TAX | Apr 21 | | | | (1.43) | 0.05328145 | 0.05331538 | | (0.09) |
| EMERGENCY SCHOOL TAX | Apr 21 | | | | (30.15) | 0.05328145 | 0.05331538 | | (1.86) |
| SEVERANCE TAX | Apr 21 | | | | (28.26) | 0.05328145 | 0.05331538 | | (1.74) |
| WORKING INTEREST | Apr 21 | 1.2700 | 3,057.88 | 3.02 | 9,237.86 | 0.05328145 | 0.05328074 | 162.96 | 492.20 |
| AD VALOREM TAX | Apr 21 | | | | (125.20) | 0.05328145 | 0.05328074 | | (7.66) |
| CONSERVATION TAX | Apr 21 | | | | (15.36) | 0.05328145 | 0.05328074 | | (0.96) |
| EMERGENCY SCHOOL TAX | Apr 21 | | | | (323.33) | 0.05328145 | 0.05328074 | | (19.72) |
| SEVERANCE TAX | Apr 21 | | | | (303.12) | 0.05328145 | 0.05328074 | | (18.48) |
| | | | | | | | | Total GAS | 177.39 |
| | | | | | | | | | 410.07 |

OIL

| | | | | | | | | | |
|----------------------|--------|--|----------|-------|------------|------------|------------|-----------------------|-----------------|
| WORKING INTEREST | Apr 21 | | 0.00 | | (42.83) | 0.05328145 | 0.06887696 | 0.00 | (2.95) |
| AD VALOREM TAX | Apr 21 | | | | 0.00 | 0.05328145 | 0.06887696 | | 0.00 |
| WORKING INTEREST | Apr 21 | | 2,855.06 | 60.63 | 173,113.14 | 0.05328145 | 0.05328134 | 152.15 | 9,223.70 |
| AD VALOREM TAX | Apr 21 | | | | (2,346.18) | 0.05328145 | 0.05328134 | | (142.89) |
| CONSERVATION TAX | Apr 21 | | | | (287.80) | 0.05328145 | 0.05328134 | | (17.54) |
| EMERGENCY SCHOOL TAX | Apr 21 | | | | (4,771.43) | 0.05328145 | 0.05328134 | | (290.57) |
| SEVERANCE TAX | Apr 21 | | | | (5,680.28) | 0.05328145 | 0.05328134 | | (345.90) |
| | | | | | | | | Total OIL | 152.15 |
| | | | | | | | | Total Property | 8,833.92 |

Property: 62774000

IBEX 10 B3MD FED COM 1H NM 025

GAS

| | | | | | | | | | |
|------------------|--------|--------|------|--|---------|------------|------------|------|--------|
| WORKING INTEREST | Apr 21 | 1.0000 | 0.00 | | (22.55) | 0.04291353 | 0.05454545 | 0.00 | (1.23) |
| AD VALOREM TAX | Apr 21 | | | | 0.00 | 0.04291353 | 0.05454545 | | 0.00 |
| WORKING INTEREST | Apr 21 | 1.0000 | 0.00 | | (22.55) | 0.00083359 | 0.00088692 | 0.00 | (0.02) |
| AD VALOREM TAX | Apr 21 | | | | 0.00 | 0.00083359 | 0.00088692 | | 0.00 |

Represented Unit of Measure: Gas = MCFs, Plant Products = GALs, Oil = BBLs

www.energylink.com

Generated on Tuesday, November 2, 2021 1:09 PM

Page 3 of 14

© 2021 Enverus. All rights reserved. Unauthorized use prohibited.

067

068

Check Number 1165697

Owner D35904 SIANA OIL & GAS CO, LLC

Operator MEWBOURNE OIL COMPANY

| Type | Production Date | Property Values | | | | Owner Share | | | |
|----------------------|-----------------|-----------------|----------|-------|------------|----------------|-----------------------|--------|----------|
| | | BTU | Volume | Price | Value | Owner Interest | Distribution Interest | Volume | Value |
| WORKING INTEREST | Jun 19 | 1.0000 | 0.00 | | (1,265.81) | 0.05190886 | 0.05191142 | 0.00 | (65.71) |
| PRODUCTION TAX | Jun 19 | | | | 110.99 | 0.05190886 | 0.05191142 | | 5.76 |
| WORKING INTEREST | Jun 19 | 1.0000 | 0.00 | | (1,265.81) | 0.00084478 | 0.00084531 | 0.00 | (1.07) |
| PRODUCTION TAX | Jun 19 | | | | 110.99 | 0.00084478 | 0.00084531 | | 0.09 |
| WORKING INTEREST | Jul 19 | 1.0000 | 0.00 | | (903.18) | 0.05190886 | 0.05190549 | 0.00 | (46.88) |
| PRODUCTION TAX | Jul 19 | | | | 79.19 | 0.05190886 | 0.05190549 | | 4.11 |
| WORKING INTEREST | Jul 19 | 1.0000 | 0.00 | | (903.18) | 0.00084478 | 0.00084147 | 0.00 | (0.76) |
| PRODUCTION TAX | Jul 19 | | | | 79.19 | 0.00084478 | 0.00084147 | | 0.07 |
| WORKING INTEREST | Apr 21 | 1.0000 | 0.00 | | (232.49) | 0.05190886 | 0.05191621 | 0.00 | (12.07) |
| PRODUCTION TAX | Apr 21 | | | | 22.06 | 0.05190886 | 0.05191621 | | 1.14 |
| WORKING INTEREST | Apr 21 | 1.0000 | 0.00 | | (232.49) | 0.00084478 | 0.00086025 | 0.00 | (0.20) |
| PRODUCTION TAX | Apr 21 | | | | 22.06 | 0.00084478 | 0.00086025 | | 0.02 |
| WORKING INTEREST | Apr 21 | 1.3300 | 193.74 | 3.19 | 617.54 | 0.04291353 | 0.04292839 | 8.34 | 26.51 |
| AD VALOREM TAX | Apr 21 | | | | (8.37) | 0.04291353 | 0.04292839 | | (0.42) |
| CONSERVATION TAX | Apr 21 | | | | (1.03) | 0.04291353 | 0.04292839 | | (0.05) |
| EMERGENCY SCHOOL TAX | Apr 21 | | | | (21.61) | 0.04291353 | 0.04292839 | | (1.08) |
| SEVERANCE TAX | Apr 21 | | | | (20.26) | 0.04291353 | 0.04292839 | | (1.01) |
| WORKING INTEREST | Apr 21 | 1.3300 | 193.74 | 3.19 | 617.54 | 0.00063359 | 0.00063154 | 0.12 | 0.39 |
| AD VALOREM TAX | Apr 21 | | | | (8.37) | 0.00063359 | 0.00063154 | | (0.01) |
| CONSERVATION TAX | Apr 21 | | | | (1.03) | 0.00063359 | 0.00063154 | | 0.00 |
| EMERGENCY SCHOOL TAX | Apr 21 | | | | (21.61) | 0.00063359 | 0.00063154 | | (0.02) |
| SEVERANCE TAX | Apr 21 | | | | (20.26) | 0.00063359 | 0.00063154 | | (0.01) |
| WORKING INTEREST | Apr 21 | 1.2700 | 2,808.59 | 3.02 | 8,484.75 | 0.04291353 | 0.04291464 | 120.55 | 364.12 |
| AD VALOREM TAX | Apr 21 | | | | (114.99) | 0.04291353 | 0.04291464 | | (5.66) |
| CONSERVATION TAX | Apr 21 | | | | (14.11) | 0.04291353 | 0.04291464 | | (0.71) |
| EMERGENCY SCHOOL TAX | Apr 21 | | | | (296.97) | 0.04291353 | 0.04291464 | | (14.59) |
| SEVERANCE TAX | Apr 21 | | | | (278.41) | 0.04291353 | 0.04291464 | | (13.68) |
| WORKING INTEREST | Apr 21 | 1.2700 | 2,808.59 | 3.02 | 8,484.75 | 0.00063359 | 0.00063408 | 1.78 | 5.38 |
| AD VALOREM TAX | Apr 21 | | | | (114.99) | 0.00063359 | 0.00063408 | | (0.09) |
| CONSERVATION TAX | Apr 21 | | | | (14.11) | 0.00063359 | 0.00063408 | | (0.01) |
| EMERGENCY SCHOOL TAX | Apr 21 | | | | (296.97) | 0.00063359 | 0.00063408 | | (0.22) |
| SEVERANCE TAX | Apr 21 | | | | (278.41) | 0.00063359 | 0.00063408 | | (0.20) |
| Total GAS | | | | | | | | 130.79 | 241.90 |
| OIL | | | | | | | | | |
| WORKING INTEREST | Apr 21 | | 0.00 | | (50.01) | 0.04291353 | 0.05478904 | 0.00 | (2.74) |
| AD VALOREM TAX | Apr 21 | | | | 0.00 | 0.04291353 | 0.05478904 | | 0.00 |
| WORKING INTEREST | Apr 21 | | 0.00 | | (50.01) | 0.00063359 | 0.00079984 | 0.00 | (0.04) |
| AD VALOREM TAX | Apr 21 | | | | 0.00 | 0.00063359 | 0.00079984 | | 0.00 |
| WORKING INTEREST | Apr 21 | | 3,333.71 | 60.63 | 202,135.50 | 0.04291353 | 0.04291359 | 143.09 | 8,674.36 |
| AD VALOREM TAX | Apr 21 | | | | (2,739.52) | 0.04291353 | 0.04291359 | | (134.39) |
| CONSERVATION TAX | Apr 21 | | | | (336.05) | 0.04291353 | 0.04291359 | | (16.51) |
| EMERGENCY SCHOOL TAX | Apr 21 | | | | (5,571.36) | 0.04291353 | 0.04291359 | | (273.26) |
| SEVERANCE TAX | Apr 21 | | | | (6,632.57) | 0.04291353 | 0.04291359 | | (325.30) |
| WORKING INTEREST | Apr 21 | | 3,333.71 | 60.63 | 202,135.50 | 0.00063359 | 0.00063358 | 2.11 | 128.07 |

Represented Unit of Measure: Gas = MCFs, Plant Products = GALs, Oil = BBLs

Generated on Tuesday, November 2, 2021 1:09 PM

Page 4 of 14

www.energylink.com

© 2021 Enverus. All rights reserved. Unauthorized use prohibited.

068

069

Check Number 1165697

Owner 035904 SIANA OIL & GAS CO, LLC

Operator MEWBOURNE OIL COMPANY

| Type | Production Date | Property Values | | | | Owner Share | | | |
|---|-----------------|-----------------|-----------|-------|------------|----------------|-----------------------|--------|-----------|
| | | BTU | Volume | Price | Value | Owner Interest | Distribution Interest | Volume | Value |
| AD VALOREM TAX | Apr 21 | | | | (2,739.52) | 0.00063359 | 0.00063358 | | (1.98) |
| CONSERVATION TAX | Apr 21 | | | | (336.05) | 0.00063359 | 0.00063358 | | (0.24) |
| EMERGENCY SCHOOL TAX | Apr 21 | | | | (5,571.36) | 0.00063359 | 0.00063358 | | (4.03) |
| SEVERANCE TAX | Apr 21 | | | | (6,632.57) | 0.00063359 | 0.00063358 | | (4.80) |
| Total OIL | | | | | | | | 145.20 | 8,039.14 |
| Total Property | | | | | | | | | 8,281.04 |
| Property: 62775000 IBEX 10 B3NC FED COM 1H NM 025 | | | | | | | | | |
| GAS | | | | | | | | | |
| WORKING INTEREST | Apr 21 | 1.0000 | 0.00 | | (117.59) | 0.04291353 | 0.05442640 | 0.00 | (6.40) |
| AD VALOREM TAX | Apr 21 | | | | 0.00 | 0.04291353 | 0.05442640 | | 0.00 |
| WORKING INTEREST | Apr 21 | 1.0000 | 0.00 | | (117.59) | 0.00063359 | 0.00076537 | 0.00 | (0.09) |
| AD VALOREM TAX | Apr 21 | | | | 0.00 | 0.00063359 | 0.00076537 | | 0.00 |
| WORKING INTEREST | Jun 19 | 1.0000 | 0.00 | | (283.42) | 0.05190886 | 0.05190177 | 0.00 | (14.71) |
| PRODUCTION TAX | Jun 19 | | | | 24.85 | 0.05190886 | 0.05190177 | | 1.29 |
| WORKING INTEREST | Jun 19 | 1.0000 | 0.00 | | (283.42) | 0.00084478 | 0.00084680 | 0.00 | (0.24) |
| PRODUCTION TAX | Jun 19 | | | | 24.85 | 0.00084478 | 0.00084680 | | 0.02 |
| WORKING INTEREST | Jul 19 | 1.0000 | 0.00 | | (586.36) | 0.05190886 | 0.05191350 | 0.00 | (30.44) |
| PRODUCTION TAX | Jul 19 | | | | 51.41 | 0.05190886 | 0.05191350 | | 2.67 |
| WORKING INTEREST | Jul 19 | 1.0000 | 0.00 | | (586.36) | 0.00084478 | 0.00085272 | 0.00 | (0.50) |
| PRODUCTION TAX | Jul 19 | | | | 51.41 | 0.00084478 | 0.00085272 | | 0.04 |
| WORKING INTEREST | Apr 21 | 1.0000 | 0.00 | | (1,192.28) | 0.05190886 | 0.05190895 | 0.00 | (61.89) |
| PRODUCTION TAX | Apr 21 | | | | 113.13 | 0.05190886 | 0.05190895 | | 5.87 |
| WORKING INTEREST | Apr 21 | 1.0000 | 0.00 | | (1,192.28) | 0.00084478 | 0.00084712 | 0.00 | (1.01) |
| PRODUCTION TAX | Apr 21 | | | | 113.13 | 0.00084478 | 0.00084712 | | 0.10 |
| WORKING INTEREST | Apr 21 | 1.2700 | 15,678.13 | 3.02 | 47,363.65 | 0.04291353 | 0.04291392 | 672.82 | 2,032.56 |
| AD VALOREM TAX | Apr 21 | | | | (641.91) | 0.04291353 | 0.04291392 | | (31.51) |
| CONSERVATION TAX | Apr 21 | | | | (78.74) | 0.04291353 | 0.04291392 | | (3.88) |
| EMERGENCY SCHOOL TAX | Apr 21 | | | | (1,657.73) | 0.04291353 | 0.04291392 | | (81.33) |
| SEVERANCE TAX | Apr 21 | | | | (1,554.12) | 0.04291353 | 0.04291392 | | (76.24) |
| WORKING INTEREST | Apr 21 | 1.2700 | 15,678.13 | 3.02 | 47,363.65 | 0.00063359 | 0.00063361 | 9.93 | 30.01 |
| AD VALOREM TAX | Apr 21 | | | | (641.91) | 0.00063359 | 0.00063361 | | (0.47) |
| CONSERVATION TAX | Apr 21 | | | | (78.74) | 0.00063359 | 0.00063361 | | (0.06) |
| EMERGENCY SCHOOL TAX | Apr 21 | | | | (1,657.73) | 0.00063359 | 0.00063361 | | (1.20) |
| SEVERANCE TAX | Apr 21 | | | | (1,554.12) | 0.00063359 | 0.00063361 | | (1.13) |
| Total GAS | | | | | | | | 682.75 | 1,761.46 |
| OIL | | | | | | | | | |
| WORKING INTEREST | Apr 21 | | 0.00 | | (66.45) | 0.04291353 | 0.05447705 | 0.00 | (3.62) |
| AD VALOREM TAX | Apr 21 | | | | 0.00 | 0.04291353 | 0.05447705 | | 0.00 |
| WORKING INTEREST | Apr 21 | | 0.00 | | (66.45) | 0.00063359 | 0.00075245 | 0.00 | (0.05) |
| AD VALOREM TAX | Apr 21 | | | | 0.00 | 0.00063359 | 0.00075245 | | 0.00 |
| WORKING INTEREST | Apr 21 | | 4,429.74 | 60.63 | 268,591.97 | 0.04291353 | 0.04291357 | 180.12 | 11,526.24 |
| AD VALOREM TAX | Apr 21 | | | | (3,840.19) | 0.04291353 | 0.04291357 | | (176.54) |
| CONSERVATION TAX | Apr 21 | | | | (446.53) | 0.04291353 | 0.04291357 | | (21.92) |

Represented Unit of Measure: Gas = MCFs, Plant Products = GALs, Oil = BBLs

www.energylink.com

Generated on Tuesday, November 2, 2021 1:09 PM

Page 5 of 14

© 2021 Enverus. All rights reserved. Unauthorized use prohibited.

069

070

Check Number 1165697

Owner D35904 SIANA OIL & GAS CO, LLC

Operator MEWBOURNE OIL COMPANY

| Type | Production Date | Property Values | | | | Owner Share | | | |
|----------------------|-----------------|-----------------|----------|-------|------------|----------------|-----------------------|--------|-----------|
| | | BTU | Volume | Price | Value | Owner Interest | Distribution Interest | Volume | Value |
| EMERGENCY SCHOOL TAX | Apr 21 | | | | (7,403.07) | 0.04291353 | 0.04291357 | | (363.08) |
| SEVERANCE TAX | Apr 21 | | | | (8,813.17) | 0.04291353 | 0.04291357 | | (432.26) |
| WORKING INTEREST | Apr 21 | | 4,429.74 | 60.63 | 268,591.97 | 0.00063359 | 0.00063360 | 2.81 | 170.18 |
| AD VALOREM TAX | Apr 21 | | | | (3,640.19) | 0.00063359 | 0.00063360 | | (2.64) |
| CONSERVATION TAX | Apr 21 | | | | (446.53) | 0.00063359 | 0.00063360 | | (0.32) |
| EMERGENCY SCHOOL TAX | Apr 21 | | | | (7,403.07) | 0.00063359 | 0.00063360 | | (5.36) |
| SEVERANCE TAX | Apr 21 | | | | (8,813.17) | 0.00063359 | 0.00063360 | | (6.38) |
| Total OIL | | | | | | | | 192.93 | 10,682.25 |
| Total Property | | | | | | | | | 12,443.71 |

Property: 62778000

IBEX 10 B3OB FED COM 1H NM 025

GAS

| | | | | | | | | | |
|----------------------|--------|--------|--------|------|----------|------------|------------|-------|---------|
| WORKING INTEREST | Apr 21 | 1.0000 | 0.00 | | (5.95) | 0.02576796 | 0.03361345 | 0.00 | (0.20) |
| AD VALOREM TAX | Apr 21 | | | | 0.00 | 0.02576796 | 0.03361345 | | 0.00 |
| WORKING INTEREST | Apr 21 | 1.0000 | 0.00 | | (5.95) | 0.00086814 | 0.00168067 | 0.00 | (0.01) |
| AD VALOREM TAX | Apr 21 | | | | 0.00 | 0.00086814 | 0.00168067 | | 0.00 |
| WORKING INTEREST | Jun 19 | 1.0000 | 0.00 | | (583.74) | 0.03109320 | 0.03109261 | 0.00 | (18.15) |
| PRODUCTION TAX | Jun 19 | | | | 51.18 | 0.03109320 | 0.03109261 | | 1.59 |
| WORKING INTEREST | Jun 19 | 1.0000 | 0.00 | | (583.74) | 0.00115751 | 0.00116490 | 0.00 | (0.68) |
| PRODUCTION TAX | Jun 19 | | | | 51.18 | 0.00115751 | 0.00116490 | | 0.06 |
| WORKING INTEREST | Jul 19 | 1.0000 | 0.00 | | (525.90) | 0.03109320 | 0.03108956 | 0.00 | (16.35) |
| PRODUCTION TAX | Jul 19 | | | | 46.11 | 0.03109320 | 0.03108956 | | 1.43 |
| WORKING INTEREST | Jul 19 | 1.0000 | 0.00 | | (525.90) | 0.00115751 | 0.00115992 | 0.00 | (0.61) |
| PRODUCTION TAX | Jul 19 | | | | 46.11 | 0.00115751 | 0.00115992 | | 0.05 |
| WORKING INTEREST | Apr 21 | 1.0000 | 0.00 | | (63.88) | 0.03109320 | 0.03115216 | 0.00 | (1.89) |
| PRODUCTION TAX | Apr 21 | | | | 6.06 | 0.03109320 | 0.03115216 | | 0.19 |
| WORKING INTEREST | Apr 21 | 1.0000 | 0.00 | | (63.88) | 0.00115751 | 0.00109580 | 0.00 | (0.07) |
| PRODUCTION TAX | Apr 21 | | | | 6.06 | 0.00115751 | 0.00109580 | | 0.01 |
| WORKING INTEREST | Apr 21 | 1.2900 | 179.43 | 3.19 | 571.93 | 0.02576796 | 0.02578987 | 4.64 | 14.75 |
| AD VALOREM TAX | Apr 21 | | | | (7.75) | 0.02576796 | 0.02578987 | | (0.23) |
| CONSERVATION TAX | Apr 21 | | | | (0.95) | 0.02576796 | 0.02578987 | | (0.03) |
| EMERGENCY SCHOOL TAX | Apr 21 | | | | (20.02) | 0.02576796 | 0.02578987 | | (0.59) |
| PRODUCTION TAX | Apr 21 | | | | 0.00 | 0.02576796 | 0.02578987 | | 0.00 |
| SEVERANCE TAX | Apr 21 | | | | (18.77) | 0.02576796 | 0.02578987 | | (0.56) |
| WORKING INTEREST | Apr 21 | 1.2900 | 179.43 | 3.19 | 571.93 | 0.00086814 | 0.00087423 | 0.16 | 0.50 |
| AD VALOREM TAX | Apr 21 | | | | (7.75) | 0.00086814 | 0.00087423 | | (0.01) |
| CONSERVATION TAX | Apr 21 | | | | (0.95) | 0.00086814 | 0.00087423 | | 0.00 |
| EMERGENCY SCHOOL TAX | Apr 21 | | | | (20.02) | 0.00086814 | 0.00087423 | | (0.02) |
| PRODUCTION TAX | Apr 21 | | | | 0.00 | 0.00086814 | 0.00087423 | | 0.00 |
| SEVERANCE TAX | Apr 21 | | | | (18.77) | 0.00086814 | 0.00087423 | | (0.02) |
| WORKING INTEREST | Apr 21 | 1.2700 | 809.73 | 3.02 | 1,842.00 | 0.02576796 | 0.02578176 | 15.73 | 47.49 |
| AD VALOREM TAX | Apr 21 | | | | (24.96) | 0.02576796 | 0.02578176 | | (0.74) |
| CONSERVATION TAX | Apr 21 | | | | (3.06) | 0.02576796 | 0.02578176 | | (0.09) |
| EMERGENCY SCHOOL TAX | Apr 21 | | | | (64.47) | 0.02576796 | 0.02578176 | | (1.91) |

Represented Unit of Measure: Gas = MCFs, Plant Products = GALs, Oil = BBLs

www.energylink.com

Generated on Tuesday, November 2, 2021 1:09 PM

Page 6 of 14

© 2021 Enverus. All rights reserved. Unauthorized use prohibited.

070

071

Check Number 1165897

Owner 035904 SIANA OIL & GAS CO, LLC

Operator MEWBOURNE OIL COMPANY

| Type | Production Date | Property Values | | | | Owner Share | | | |
|--|-----------------|-----------------|----------|-------|------------|----------------|-----------------------|--------|----------|
| | | BTU | Volume | Price | Value | Owner Interest | Distribution Interest | Volume | Value |
| PRODUCTION TAX | Apr 21 | | | | 0.00 | 0.02576796 | 0.02576796 | | 0.00 |
| SEVERANCE TAX | Apr 21 | | | | (60.44) | 0.02576796 | 0.02576796 | | (1.79) |
| WORKING INTEREST | Apr 21 | 1.2700 | 609.73 | 3.02 | 1,842.00 | 0.00086814 | 0.00086862 | 0.53 | 1.60 |
| AD VALOREM TAX | Apr 21 | | | | (24.96) | 0.00086814 | 0.00086862 | | (0.03) |
| CONSERVATION TAX | Apr 21 | | | | (3.06) | 0.00086814 | 0.00086862 | | 0.00 |
| EMERGENCY SCHOOL TAX | Apr 21 | | | | (64.47) | 0.00086814 | 0.00086862 | | (0.06) |
| PRODUCTION TAX | Apr 21 | | | | 0.00 | 0.00086814 | 0.00086862 | | 0.00 |
| SEVERANCE TAX | Apr 21 | | | | (60.44) | 0.00086814 | 0.00086862 | | (0.06) |
| Total GAS | | | | | | | | 21.06 | 23.47 |
| OIL | | | | | | | | | |
| WORKING INTEREST | Apr 21 | | 0.00 | | (47.84) | 0.02576796 | 0.03344482 | 0.00 | (1.60) |
| AD VALOREM TAX | Apr 21 | | | | 0.00 | 0.02576796 | 0.03344482 | | 0.00 |
| WORKING INTEREST | Apr 21 | | 0.00 | | (47.84) | 0.00086814 | 0.00104515 | 0.00 | (0.05) |
| AD VALOREM TAX | Apr 21 | | | | 0.00 | 0.00086814 | 0.00104515 | | 0.00 |
| WORKING INTEREST | Apr 21 | | 3,189.56 | 60.63 | 193,395.14 | 0.02576796 | 0.02576802 | 82.22 | 4,983.41 |
| AD VALOREM TAX | Apr 21 | | | | (2,621.06) | 0.02576796 | 0.02576802 | | (77.22) |
| CONSERVATION TAX | Apr 21 | | | | (321.52) | 0.02576796 | 0.02576802 | | (9.48) |
| EMERGENCY SCHOOL TAX | Apr 21 | | | | (5,330.45) | 0.02576796 | 0.02576802 | | (157.00) |
| PRODUCTION TAX | Apr 21 | | | | 0.00 | 0.02576796 | 0.02576802 | | 0.00 |
| SEVERANCE TAX | Apr 21 | | | | (6,345.78) | 0.02576796 | 0.02576802 | | (186.90) |
| WORKING INTEREST | Apr 21 | | 3,189.56 | 60.63 | 193,395.14 | 0.00086814 | 0.00086812 | 2.77 | 167.89 |
| AD VALOREM TAX | Apr 21 | | | | (2,621.06) | 0.00086814 | 0.00086812 | | (2.60) |
| CONSERVATION TAX | Apr 21 | | | | (321.52) | 0.00086814 | 0.00086812 | | (0.32) |
| EMERGENCY SCHOOL TAX | Apr 21 | | | | (5,330.45) | 0.00086814 | 0.00086812 | | (5.29) |
| PRODUCTION TAX | Apr 21 | | | | 0.00 | 0.00086814 | 0.00086812 | | 0.00 |
| SEVERANCE TAX | Apr 21 | | | | (6,345.78) | 0.00086814 | 0.00086812 | | (6.30) |
| Total OIL | | | | | | | | 84.99 | 4,704.54 |
| Total Property | | | | | | | | | 4,728.01 |
| Property: 62906000 GAZELLE 22 B2MD FED COM 2H NM 025 | | | | | | | | | |
| GAS | | | | | | | | | |
| WORKING INTEREST | Apr 21 | 1.0000 | 0.00 | | (13.37) | 0.15501887 | 0.19970082 | 0.00 | (2.57) |
| AD VALOREM TAX | Apr 21 | | | | 0.00 | 0.15501887 | 0.19970082 | | 0.00 |
| WORKING INTEREST | Apr 21 | 1.0000 | 0.00 | | (13.37) | 0.00121401 | 0.00149589 | 0.00 | (0.02) |
| AD VALOREM TAX | Apr 21 | | | | 0.00 | 0.00121401 | 0.00149589 | | 0.00 |
| WORKING INTEREST | Jun 19 | 1.0000 | 0.00 | | (205.47) | 0.19549819 | 0.19550299 | 0.00 | (40.17) |
| PRODUCTION TAX | Jun 19 | | | | 18.02 | 0.19549819 | 0.19550299 | | 3.52 |
| WORKING INTEREST | Jun 19 | 1.0000 | 0.00 | | (205.47) | 0.00149375 | 0.00150800 | 0.00 | (0.31) |
| PRODUCTION TAX | Jun 19 | | | | 18.02 | 0.00149375 | 0.00150800 | | 0.03 |
| WORKING INTEREST | Jul 19 | 1.0000 | 0.00 | | (153.62) | 0.19549819 | 0.19554745 | 0.00 | (30.04) |
| PRODUCTION TAX | Jul 19 | | | | 13.47 | 0.19549819 | 0.19554745 | | 2.64 |
| WORKING INTEREST | Jul 19 | 1.0000 | 0.00 | | (153.62) | 0.00149375 | 0.00149700 | 0.00 | (0.23) |
| PRODUCTION TAX | Jul 19 | | | | 13.47 | 0.00149375 | 0.00149700 | | 0.02 |
| WORKING INTEREST | Apr 21 | 1.0000 | 0.00 | | (65.29) | 0.19549819 | 0.19543575 | 0.00 | (12.76) |

Represented Unit of Measure: Gas = MCFs, Plant Products = GALs, Oil = BBLs

www.energylink.com

Generated on Tuesday, November 2, 2021 1:09 PM

Page 7 of 14

© 2021 Enverus. All rights reserved. Unauthorized use prohibited.

071

072

Check Number 1165897

Owner 035904 SIANA OIL & GAS CO, LLC

Operator MEWBOURNE OIL COMPANY

| Type | Production Date | Property Values | | | | Owner Share | | | |
|----------------------|-----------------|-----------------|----------|-------|------------|----------------|-----------------------|--------|------------|
| | | BTU | Volume | Price | Value | Owner Interest | Distribution Interest | Volume | Value |
| PRODUCTION TAX | Apr 21 | | | | 6.20 | 0.19549819 | 0.19543575 | | 1.21 |
| WORKING INTEREST | Apr 21 | 1.0000 | 0.00 | | (65.29) | 0.00149375 | 0.00153163 | 0.00 | (0.10) |
| PRODUCTION TAX | Apr 21 | | | | 6.20 | 0.00149375 | 0.00153163 | | 0.01 |
| Total GAS | | | | | | | | 0.00 | (79.37) |
| GAS WELL GAS | | | | | | | | | |
| WORKING INTEREST | Apr 21 | 1,3100 | 1,747.46 | 2.66 | 4,679.93 | 0.15501887 | 0.15501087 | 270.81 | 725.44 |
| AD VALOREM TAX | Apr 21 | | | | (63.43) | 0.15501887 | 0.15501087 | | (11.29) |
| CONSERVATION TAX | Apr 21 | | | | (7.78) | 0.15501887 | 0.15501087 | | (1.39) |
| EMERGENCY SCHOOL TAX | Apr 21 | | | | (183.80) | 0.15501887 | 0.15501087 | | (29.06) |
| SEVERANCE TAX | Apr 21 | | | | (153.56) | 0.15501887 | 0.15501087 | | (27.23) |
| WORKING INTEREST | Apr 21 | 1,3100 | 1,747.46 | 2.68 | 4,679.93 | 0.00121401 | 0.00121369 | 2.12 | 5.68 |
| AD VALOREM TAX | Apr 21 | | | | (63.43) | 0.00121401 | 0.00121369 | | (0.09) |
| CONSERVATION TAX | Apr 21 | | | | (7.78) | 0.00121401 | 0.00121369 | | (0.01) |
| EMERGENCY SCHOOL TAX | Apr 21 | | | | (163.80) | 0.00121401 | 0.00121369 | | (0.23) |
| SEVERANCE TAX | Apr 21 | | | | (153.56) | 0.00121401 | 0.00121369 | | (0.21) |
| Total GAS WELL GAS | | | | | | | | 273.03 | 661.61 |
| OIL | | | | | | | | | |
| WORKING INTEREST | Apr 21 | | 0.00 | | (47.89) | 0.15501887 | 0.19983295 | 0.00 | (9.57) |
| AD VALOREM TAX | Apr 21 | | | | 0.00 | 0.15501887 | 0.19983295 | | 0.00 |
| WORKING INTEREST | Apr 21 | | 0.00 | | (47.89) | 0.00121401 | 0.00146168 | 0.00 | (0.07) |
| AD VALOREM TAX | Apr 21 | | | | 0.00 | 0.00121401 | 0.00146168 | | 0.00 |
| WORKING INTEREST | Apr 21 | | 3,192.36 | 60.63 | 193,565.02 | 0.15501887 | 0.15501897 | 494.89 | 30,006.25 |
| AD VALOREM TAX | Apr 21 | | | | (2,623.36) | 0.15501887 | 0.15501897 | | (464.80) |
| CONSERVATION TAX | Apr 21 | | | | (321.80) | 0.15501887 | 0.15501897 | | (57.04) |
| EMERGENCY SCHOOL TAX | Apr 21 | | | | (5,335.14) | 0.15501887 | 0.15501897 | | (945.20) |
| SEVERANCE TAX | Apr 21 | | | | (6,351.35) | 0.15501887 | 0.15501897 | | (1,125.22) |
| WORKING INTEREST | Apr 21 | | 3,192.36 | 60.63 | 193,565.02 | 0.00121401 | 0.00121401 | 3.88 | 234.99 |
| AD VALOREM TAX | Apr 21 | | | | (2,623.36) | 0.00121401 | 0.00121401 | | (3.64) |
| CONSERVATION TAX | Apr 21 | | | | (321.80) | 0.00121401 | 0.00121401 | | (0.45) |
| EMERGENCY SCHOOL TAX | Apr 21 | | | | (5,335.14) | 0.00121401 | 0.00121401 | | (7.40) |
| SEVERANCE TAX | Apr 21 | | | | (6,351.35) | 0.00121401 | 0.00121401 | | (8.81) |
| Total OIL | | | | | | | | 498.77 | 27,619.04 |
| Total Property | | | | | | | | | 28,201.78 |

Property: 62907000

GAZELLE 22 B2NC FED COM 2H NM 025

GAS WELL GAS

| | | | | | | | | | |
|----------------------|--------|--------|-----------|------|------------|------------|------------|--------|---------|
| OVERRIDING ROYALTY | Apr 21 | 1,3100 | 15,187.13 | 2.68 | 40,673.06 | 0.00802318 | 0.00802325 | 121.85 | 326.33 |
| AD VALOREM TAX | Apr 21 | | | | (551.24) | 0.00802318 | 0.00802325 | | (5.06) |
| CONSERVATION TAX | Apr 21 | | | | (67.62) | 0.00802318 | 0.00802325 | | (0.62) |
| EMERGENCY SCHOOL TAX | Apr 21 | | | | (1,423.56) | 0.00802318 | 0.00802325 | | (13.06) |
| SEVERANCE TAX | Apr 21 | | | | (1,334.58) | 0.00802318 | 0.00802325 | | (12.24) |
| OVERRIDING ROYALTY | Apr 21 | 1,3100 | 15,187.13 | 2.68 | 40,673.06 | 0.00009432 | 0.00009441 | 1.38 | 3.84 |
| AD VALOREM TAX | Apr 21 | | | | (551.24) | 0.00009432 | 0.00009441 | | (0.02) |
| CONSERVATION TAX | Apr 21 | | | | (67.62) | 0.00009432 | 0.00009441 | | 0.00 |

Represented Unit of Measure: Gas = MCFs, Plant Products = GALs, Oil = BBLs

www.energylink.com

Generated on Tuesday, November 2, 2021 1:08 PM

Page 8 of 14

© 2021 Enverus. All rights reserved. Unauthorized use prohibited.

072

073

Check Number 1185697

Owner 035904 SIANA OIL & GAS CO, LLC

Operator MEWBOURNE OIL COMPANY

| Type | Production Date | Property Values | | | | Owner Share | | | |
|---------------------------|-----------------|-----------------|----------|-------|-------------|----------------|-----------------------|---------------|-----------------|
| | | BTU | Volume | Price | Value | Owner Interest | Distribution Interest | Volume | Value |
| EMERGENCY SCHOOL TAX | Apr 21 | | | | (1,423.56) | 0.00009432 | 0.00009441 | | (0.13) |
| SEVERANCE TAX | Apr 21 | | | | (1,334.58) | 0.00009432 | 0.00009441 | | (0.13) |
| Total GAS WELL GAS | | | | | | | | 123.23 | 298.91 |
| OIL | | | | | | | | | |
| OVERRIDING ROYALTY | Apr 21 | | 6,505.79 | 60.63 | 394,470.97 | 0.00802318 | 0.00802318 | 52.20 | 3,164.91 |
| AD VALOREM TAX | Apr 21 | | | | (5,346.22) | 0.00802318 | 0.00802318 | | (49.02) |
| CONSERVATION TAX | Apr 21 | | | | (655.81) | 0.00802318 | 0.00802318 | | (6.01) |
| EMERGENCY SCHOOL TAX | Apr 21 | | | | (10,872.61) | 0.00802318 | 0.00802318 | | (99.69) |
| SEVERANCE TAX | Apr 21 | | | | (12,943.58) | 0.00802318 | 0.00802318 | | (118.69) |
| OVERRIDING ROYALTY | Apr 21 | | 6,505.79 | 60.63 | 394,470.97 | 0.00009432 | 0.00009430 | 0.59 | 37.20 |
| AD VALOREM TAX | Apr 21 | | | | (5,346.22) | 0.00009432 | 0.00009430 | | (0.57) |
| CONSERVATION TAX | Apr 21 | | | | (655.81) | 0.00009432 | 0.00009430 | | (0.04) |
| EMERGENCY SCHOOL TAX | Apr 21 | | | | (10,872.61) | 0.00009432 | 0.00009430 | | (1.17) |
| SEVERANCE TAX | Apr 21 | | | | (12,943.58) | 0.00009432 | 0.00009430 | | (1.36) |
| Total OIL | | | | | | | | 52.79 | 2,925.56 |
| Total Property | | | | | | | | | 3,224.47 |

Property: 62915000

CREEDENCE 21/16 W0ED ST COM 2H NM 015

GAS

| | | | | | | | | | |
|------------------|--------|--------|------|--|---------|------------|------------|-------------|---------------|
| WORKING INTEREST | Apr 21 | 1.0000 | 0.00 | | (86.49) | 0.00477272 | 0.00635912 | 0.00 | (0.55) |
| AD VALOREM TAX | Apr 21 | | | | 0.00 | 0.00477272 | 0.00635912 | | 0.00 |
| Total GAS | | | | | | | | 0.00 | (0.55) |

GAS WELL GAS

| | | | | | | | | | |
|---------------------------|--------|--------|-----------|------|------------|------------|------------|--------------|---------------|
| WORKING INTEREST | Apr 21 | 1.0000 | 11,306.03 | 4.22 | 47,697.40 | 0.00477272 | 0.00477280 | 53.96 | 227.65 |
| AD VALOREM TAX | Apr 21 | | | | (478.42) | 0.00477272 | 0.00477280 | | (2.57) |
| CONSERVATION TAX | Apr 21 | | | | (80.56) | 0.00477272 | 0.00477280 | | (0.44) |
| EMERGENCY SCHOOL TAX | Apr 21 | | | | (1,695.91) | 0.00477272 | 0.00477280 | | (9.11) |
| SEVERANCE TAX | Apr 21 | | | | (1,589.91) | 0.00477272 | 0.00477280 | | (8.54) |
| Total GAS WELL GAS | | | | | | | | 53.96 | 206.99 |

OIL

| | | | | | | | | | |
|-----------------------|--------|--|----------|-------|-------------|------------|------------|--------------|-----------------|
| WORKING INTEREST | Apr 21 | | 0.00 | | (75.94) | 0.00477272 | 0.00645246 | 0.00 | (0.49) |
| AD VALOREM TAX | Apr 21 | | | | 0.00 | 0.00477272 | 0.00645246 | | 0.00 |
| WORKING INTEREST | Apr 21 | | 5,062.38 | 60.24 | 304,957.77 | 0.00477272 | 0.00477273 | 24.17 | 1,455.48 |
| AD VALOREM TAX | Apr 21 | | | | (3,058.79) | 0.00477272 | 0.00477273 | | (16.43) |
| CONSERVATION TAX | Apr 21 | | | | (515.04) | 0.00477272 | 0.00477273 | | (2.77) |
| EMERGENCY SCHOOL TAX | Apr 21 | | | | (8,538.82) | 0.00477272 | 0.00477273 | | (45.85) |
| SEVERANCE TAX | Apr 21 | | | | (10,165.26) | 0.00477272 | 0.00477273 | | (54.58) |
| Total OIL | | | | | | | | 24.17 | 1,335.36 |
| Total Property | | | | | | | | | 1,541.80 |

Property: 62916000

CREEDENCE 21/16 W1ED ST COM 1H NM 015

GAS

| | | | | | | | | | |
|------------------|--------|--------|------|--|---------|------------|------------|------|--------|
| WORKING INTEREST | Apr 21 | 1.0000 | 0.00 | | (34.99) | 0.00477272 | 0.00628751 | 0.00 | (0.22) |
|------------------|--------|--------|------|--|---------|------------|------------|------|--------|

Represented Unit of Measure: Gas = MCFs, Plant Products = GALs, Oil = BBLs

Generated on Tuesday, November 2, 2021 1:09 PM

© 2021 Enverus. All rights reserved. Unauthorized use prohibited.

www.energylink.com

Page 9 of 14

073

074

| Check Number 1165697 | | Owner 035904 SIANA OIL & GAS CO. LLC | | Operator MEWBOURNE OIL COMPANY | | | | | |
|---|-----------------|--------------------------------------|----------|--------------------------------|------------|----------------|-----------------------|--------------|----------------|
| Type | Production Date | Property Values | | | | Owner Share | | | |
| | | BTU | Volume | Price | Value | Owner Interest | Distribution Interest | Volume | Value |
| AD VALOREM TAX | Apr 21 | | | | 0.00 | 0.00477272 | 0.00628751 | | 0.00 |
| Total GAS | | | | | | | | 0.00 | (0.22) |
| GAS WELL GAS | | | | | | | | | |
| WORKING INTEREST | Apr 21 | 1.0000 | 4,573.77 | 4.22 | 19,295.63 | 0.00477272 | 0.00477258 | 21.83 | 92.09 |
| AD VALOREM TAX | Apr 21 | | | | (193.54) | 0.00477272 | 0.00477258 | | (1.04) |
| CONSERVATION TAX | Apr 21 | | | | (32.59) | 0.00477272 | 0.00477258 | | (0.19) |
| EMERGENCY SCHOOL TAX | Apr 21 | | | | (686.07) | 0.00477272 | 0.00477258 | | (3.69) |
| SEVERANCE TAX | Apr 21 | | | | (643.19) | 0.00477272 | 0.00477258 | | (3.46) |
| Total GAS WELL GAS | | | | | | | | 21.83 | 83.72 |
| OIL | | | | | | | | | |
| WORKING INTEREST | Apr 21 | | 0.00 | | (45.74) | 0.00477272 | 0.00634018 | 0.00 | (0.29) |
| AD VALOREM TAX | Apr 21 | | | | 0.00 | 0.00477272 | 0.00634018 | | 0.00 |
| WORKING INTEREST | Apr 21 | | 3,049.06 | 60.24 | 183,675.37 | 0.00477272 | 0.00477271 | 14.56 | 876.63 |
| AD VALOREM TAX | Apr 21 | | | | (1,842.30) | 0.00477272 | 0.00477271 | | (9.90) |
| CONSERVATION TAX | Apr 21 | | | | (310.21) | 0.00477272 | 0.00477271 | | (1.67) |
| EMERGENCY SCHOOL TAX | Apr 21 | | | | (5,142.91) | 0.00477272 | 0.00477271 | | (27.62) |
| SEVERANCE TAX | Apr 21 | | | | (6,122.51) | 0.00477272 | 0.00477271 | | (32.88) |
| Total OIL | | | | | | | | 14.56 | 804.27 |
| Total Property | | | | | | | | | 887.77 |
| Property: 62958000 GAZELLE 22 B3MD FED COM 1H NM 025 | | | | | | | | | |
| GAS | | | | | | | | | |
| WORKING INTEREST | Apr 21 | 1.0000 | 0.00 | | (29.13) | 0.15501887 | 0.19979403 | 0.00 | (5.82) |
| AD VALOREM TAX | Apr 21 | | | | 0.00 | 0.15501887 | 0.19979403 | | 0.00 |
| WORKING INTEREST | Apr 21 | 1.0000 | 0.00 | | (29.13) | 0.00121401 | 0.00171644 | 0.00 | (0.05) |
| AD VALOREM TAX | Apr 21 | | | | 0.00 | 0.00121401 | 0.00171644 | | 0.00 |
| WORKING INTEREST | Jun 19 | 1.0000 | 0.00 | | (156.90) | 0.19549819 | 0.19547482 | 0.00 | (30.67) |
| PRODUCTION TAX | Jun 19 | | | | 13.76 | 0.19549819 | 0.19547482 | | 2.69 |
| WORKING INTEREST | Jun 19 | 1.0000 | 0.00 | | (156.90) | 0.00149375 | 0.00146500 | 0.00 | (0.23) |
| PRODUCTION TAX | Jun 19 | | | | 13.76 | 0.00149375 | 0.00146500 | | 0.02 |
| WORKING INTEREST | Jul 19 | 1.0000 | 0.00 | | (129.71) | 0.19549819 | 0.19551307 | 0.00 | (25.36) |
| PRODUCTION TAX | Jul 19 | | | | 11.37 | 0.19549819 | 0.19551307 | | 2.22 |
| WORKING INTEREST | Jul 19 | 1.0000 | 0.00 | | (129.71) | 0.00149375 | 0.00146400 | 0.00 | (0.19) |
| PRODUCTION TAX | Jul 19 | | | | 11.37 | 0.00149375 | 0.00146400 | | 0.02 |
| WORKING INTEREST | Apr 21 | 1.0000 | 0.00 | | (142.29) | 0.19549819 | 0.19551620 | 0.00 | (27.82) |
| PRODUCTION TAX | Apr 21 | | | | 13.50 | 0.19549819 | 0.19551620 | | 2.64 |
| WORKING INTEREST | Apr 21 | 1.0000 | 0.00 | | (142.29) | 0.00149375 | 0.00147596 | 0.00 | (0.21) |
| PRODUCTION TAX | Apr 21 | | | | 13.50 | 0.00149375 | 0.00147596 | | 0.02 |
| Total GAS | | | | | | | | 0.00 | (82.74) |
| GAS WELL GAS | | | | | | | | | |
| WORKING INTEREST | Apr 21 | 1.3100 | 3,808.22 | 2.68 | 10,198.90 | 0.15501887 | 0.15502162 | 590.31 | 1,581.05 |
| AD VALOREM TAX | Apr 21 | | | | (136.22) | 0.15501887 | 0.15502162 | | (24.51) |
| CONSERVATION TAX | Apr 21 | | | | (16.96) | 0.15501887 | 0.15502162 | | (3.04) |
| EMERGENCY SCHOOL TAX | Apr 21 | | | | (356.96) | 0.15501887 | 0.15502162 | | (63.25) |

Represented Unit of Measure: Gas = MCFs, Plant Products = GALs, Oil = BBLs

Generated on Tuesday, November 2, 2021 1:09 PM

© 2021 Enverus. All rights reserved. Unauthorized use prohibited.

www.energylink.com

Page 10 of 14

074

075

Check Number 1165697

Owner 035904 SIANA OIL & GAS CO, LLC

Operator MEWBOURNE OIL COMPANY

| Type | Production Date | Property Values | | | | Owner Share | | | |
|---------------------------|-----------------|-----------------|----------|-------|------------|----------------|-----------------------|---------------|------------------|
| | | BTU | Volume | Price | Value | Owner Interest | Distribution Interest | Volume | Value |
| SEVERANCE TAX | Apr 21 | | | | (334.65) | 0.15501887 | 0.15502162 | | (59.31) |
| WORKING INTEREST | Apr 21 | 1.3100 | 3,808.22 | 2.68 | 10,198.90 | 0.00121401 | 0.00121386 | 4.62 | 12.38 |
| AD VALOREM TAX | Apr 21 | | | | (138.22) | 0.00121401 | 0.00121386 | | (0.19) |
| CONSERVATION TAX | Apr 21 | | | | (16.96) | 0.00121401 | 0.00121386 | | (0.02) |
| EMERGENCY SCHOOL TAX | Apr 21 | | | | (356.96) | 0.00121401 | 0.00121386 | | (0.50) |
| SEVERANCE TAX | Apr 21 | | | | (334.65) | 0.00121401 | 0.00121386 | | (0.46) |
| Total GAS WELL GAS | | | | | | | | 594.93 | 1,442.15 |
| OIL | | | | | | | | | |
| WORKING INTEREST | Apr 21 | | 0.00 | | (54.74) | 0.15501887 | 0.19967117 | 0.00 | (10.83) |
| AD VALOREM TAX | Apr 21 | | | | 0.00 | 0.15501887 | 0.19967117 | | 0.00 |
| WORKING INTEREST | Apr 21 | | 0.00 | | (54.74) | 0.00121401 | 0.00164414 | 0.00 | (0.09) |
| AD VALOREM TAX | Apr 21 | | | | 0.00 | 0.00121401 | 0.00164414 | | 0.00 |
| WORKING INTEREST | Apr 21 | | 3,649.47 | 60.63 | 221,281.34 | 0.15501887 | 0.15501881 | 565.67 | 34,302.77 |
| AD VALOREM TAX | Apr 21 | | | | (2,999.00) | 0.15501887 | 0.15501881 | | (531.32) |
| CONSERVATION TAX | Apr 21 | | | | (367.88) | 0.15501887 | 0.15501881 | | (65.19) |
| EMERGENCY SCHOOL TAX | Apr 21 | | | | (6,099.07) | 0.15501887 | 0.15501881 | | (1,080.55) |
| SEVERANCE TAX | Apr 21 | | | | (7,260.79) | 0.15501887 | 0.15501881 | | (1,286.36) |
| WORKING INTEREST | Apr 21 | | 3,649.47 | 60.63 | 221,281.34 | 0.00121401 | 0.00121402 | 4.43 | 268.64 |
| AD VALOREM TAX | Apr 21 | | | | (2,999.00) | 0.00121401 | 0.00121402 | | (4.16) |
| CONSERVATION TAX | Apr 21 | | | | (367.88) | 0.00121401 | 0.00121402 | | (0.51) |
| EMERGENCY SCHOOL TAX | Apr 21 | | | | (6,099.07) | 0.00121401 | 0.00121402 | | (8.46) |
| SEVERANCE TAX | Apr 21 | | | | (7,260.79) | 0.00121401 | 0.00121402 | | (10.07) |
| Total OIL | | | | | | | | 570.10 | 31,573.77 |
| Total Property | | | | | | | | | 32,933.18 |

Property: 62959000

GAZELLE 22 B3NC FED COM 1H NM 025

GAS WELL GAS

| | | | | | | | | | |
|---------------------------|--------|--------|-----------|------|------------|------------|------------|--------------|---------------|
| OVERRIDING ROYALTY | Apr 21 | 1.3100 | 10,691.65 | 2.68 | 28,633.61 | 0.00802318 | 0.00802309 | 85.78 | 229.73 |
| AD VALOREM TAX | Apr 21 | | | | (388.07) | 0.00802318 | 0.00802309 | | (3.56) |
| CONSERVATION TAX | Apr 21 | | | | (47.60) | 0.00802318 | 0.00802309 | | (0.44) |
| EMERGENCY SCHOOL TAX | Apr 21 | | | | (1,002.18) | 0.00802318 | 0.00802309 | | (9.19) |
| SEVERANCE TAX | Apr 21 | | | | (939.54) | 0.00802318 | 0.00802309 | | (6.62) |
| OVERRIDING ROYALTY | Apr 21 | 1.3100 | 10,691.65 | 2.68 | 28,633.61 | 0.00009432 | 0.00009429 | 0.99 | 2.70 |
| AD VALOREM TAX | Apr 21 | | | | (388.07) | 0.00009432 | 0.00009429 | | (0.01) |
| CONSERVATION TAX | Apr 21 | | | | (47.60) | 0.00009432 | 0.00009429 | | 0.00 |
| EMERGENCY SCHOOL TAX | Apr 21 | | | | (1,002.18) | 0.00009432 | 0.00009429 | | (0.09) |
| SEVERANCE TAX | Apr 21 | | | | (939.54) | 0.00009432 | 0.00009429 | | (0.08) |
| Total GAS WELL GAS | | | | | | | | 86.77 | 210.44 |

OIL

| | | | | | | | | | |
|----------------------|--------|--|----------|-------|-------------|------------|------------|-------|----------|
| OVERRIDING ROYALTY | Apr 21 | | 6,600.12 | 60.63 | 400,189.95 | 0.00802318 | 0.00802319 | 52.98 | 3,210.80 |
| AD VALOREM TAX | Apr 21 | | | | (5,423.72) | 0.00802318 | 0.00802319 | | (49.73) |
| CONSERVATION TAX | Apr 21 | | | | (665.32) | 0.00802318 | 0.00802319 | | (6.10) |
| EMERGENCY SCHOOL TAX | Apr 21 | | | | (11,030.24) | 0.00802318 | 0.00802319 | | (101.14) |
| SEVERANCE TAX | Apr 21 | | | | (13,131.23) | 0.00802318 | 0.00802319 | | (120.41) |

Represented Unit of Measure: Gas = MCFs, Plant Products = GALs, Oil = BBLs

www.energylink.com

Generated on Tuesday, November 2, 2021 1:09 PM

Page 11 of 14

© 2021 Enverus. All rights reserved. Unauthorized use prohibited.

075

076

Check Number 1165697

Owner 035904 SIANA OIL & GAS CO, LLC

Operator MEWBOURNE OIL COMPANY

| Type | Production Date | Property Values | | | | Owner Share | | | |
|--|-----------------|-----------------|-----------|-------|-------------|----------------|-----------------------|--------|----------|
| | | BTU | Volume | Price | Value | Owner Interest | Distribution Interest | Volume | Value |
| OVERRIDING ROYALTY | Apr 21 | | 6,600.12 | 80.63 | 400,189.95 | 0.00009432 | 0.00009433 | 0.60 | 37.75 |
| AD VALOREM TAX | Apr 21 | | | | (5,423.72) | 0.00009432 | 0.00009433 | | (0.58) |
| CONSERVATION TAX | Apr 21 | | | | (665.32) | 0.00009432 | 0.00009433 | | (0.04) |
| EMERGENCY SCHOOL TAX | Apr 21 | | | | (11,030.24) | 0.00009432 | 0.00009433 | | (1.17) |
| SEVERANCE TAX | Apr 21 | | | | (13,131.23) | 0.00009432 | 0.00009433 | | (1.38) |
| Total OIL | | | | | | | | 53.56 | 2,968.00 |
| Total Property | | | | | | | | | 3,178.44 |
| Property: 72185000 CREEDENCE 21/16 W0FC ST COM 4H NM 015 | | | | | | | | | |
| GAS | | | | | | | | | |
| WORKING INTEREST | Apr 21 | 1.0000 | 0.00 | | (207.90) | 0.00477272 | 0.00639731 | 0.00 | (1.33) |
| AD VALOREM TAX | Apr 21 | | | | 0.00 | 0.00477272 | 0.00639731 | | 0.00 |
| Total GAS | | | | | | | | 0.00 | (1.33) |
| GAS WELL GAS | | | | | | | | | |
| WORKING INTEREST | Apr 21 | 1.0000 | 27,176.21 | 4.22 | 114,649.83 | 0.00477272 | 0.00477271 | 129.71 | 547.19 |
| AD VALOREM TAX | Apr 21 | | | | (1,149.98) | 0.00477272 | 0.00477271 | | (6.18) |
| CONSERVATION TAX | Apr 21 | | | | (193.63) | 0.00477272 | 0.00477271 | | (1.04) |
| EMERGENCY SCHOOL TAX | Apr 21 | | | | (4,076.44) | 0.00477272 | 0.00477271 | | (21.89) |
| SEVERANCE TAX | Apr 21 | | | | (3,821.66) | 0.00477272 | 0.00477271 | | (20.52) |
| Total GAS WELL GAS | | | | | | | | 129.71 | 497.56 |
| OIL | | | | | | | | | |
| WORKING INTEREST | Apr 21 | | 0.00 | | (169.22) | 0.00477272 | 0.00638222 | 0.00 | (1.08) |
| AD VALOREM TAX | Apr 21 | | | | 0.00 | 0.00477272 | 0.00638222 | | 0.00 |
| WORKING INTEREST | Apr 21 | | 11,281.03 | 60.24 | 679,569.25 | 0.00477272 | 0.00477271 | 53.84 | 3,243.39 |
| AD VALOREM TAX | Apr 21 | | | | (6,816.23) | 0.00477272 | 0.00477271 | | (36.60) |
| CONSERVATION TAX | Apr 21 | | | | (1,147.72) | 0.00477272 | 0.00477271 | | (6.17) |
| EMERGENCY SCHOOL TAX | Apr 21 | | | | (19,027.94) | 0.00477272 | 0.00477271 | | (102.17) |
| SEVERANCE TAX | Apr 21 | | | | (22,652.31) | 0.00477272 | 0.00477271 | | (121.63) |
| Total OIL | | | | | | | | 53.84 | 2,975.74 |
| Total Property | | | | | | | | | 3,471.97 |
| Property: 72186000 CREEDENCE 21/16 W1FC ST COM 3H NM 015 | | | | | | | | | |
| GAS | | | | | | | | | |
| WORKING INTEREST | Apr 21 | 1.0000 | 0.00 | | (308.39) | 0.00477272 | 0.00638802 | 0.00 | (1.97) |
| AD VALOREM TAX | Apr 21 | | | | 0.00 | 0.00477272 | 0.00638802 | | 0.00 |
| Total GAS | | | | | | | | 0.00 | (1.97) |
| GAS WELL GAS | | | | | | | | | |
| WORKING INTEREST | Apr 21 | 1.0000 | 40,311.04 | 4.22 | 170,062.53 | 0.00477272 | 0.00477272 | 192.40 | 811.66 |
| AD VALOREM TAX | Apr 21 | | | | (1,705.76) | 0.00477272 | 0.00477272 | | (9.16) |
| CONSERVATION TAX | Apr 21 | | | | (287.22) | 0.00477272 | 0.00477272 | | (1.55) |
| EMERGENCY SCHOOL TAX | Apr 21 | | | | (6,046.67) | 0.00477272 | 0.00477272 | | (32.47) |
| SEVERANCE TAX | Apr 21 | | | | (5,668.75) | 0.00477272 | 0.00477272 | | (30.44) |
| Total GAS WELL GAS | | | | | | | | 192.40 | 738.04 |

Represented Unit of Measure: Gas = MCFs, Plant Products = GALs, Oil = BBLs

www.energylink.com

Generated on Tuesday, November 2, 2021 1:09 PM

Page 12 of 14

© 2021 Enverus. All rights reserved. Unauthorized use prohibited.

076

077

Check Number 1185897

Owner 035904 SIANA OIL & GAS CO, LLC

Operator MEWBOURNE OIL COMPANY

| Type | Production Date | Property Values | | | | Owner Share | | | |
|----------------------|-----------------|-----------------|-----------|-------|--------------|----------------|-----------------------|--------|----------|
| | | BTU | Volume | Price | Value | Owner Interest | Distribution Interest | Volume | Value |
| OIL | | | | | | | | | |
| WORKING INTEREST | Apr 21 | | 0.00 | | (254.87) | 0.00477272 | 0.00639542 | 0.00 | (1.63) |
| AD VALOREM TAX | Apr 21 | | | | 0.00 | 0.00477272 | 0.00639542 | | 0.00 |
| WORKING INTEREST | Apr 21 | | 16,991.19 | 60.24 | 1,023,549.29 | 0.00477272 | 0.00477272 | 81.10 | 4,885.11 |
| AD VALOREM TAX | Apr 21 | | | | (10,266.43) | 0.00477272 | 0.00477272 | | (55.13) |
| CONSERVATION TAX | Apr 21 | | | | (1,728.66) | 0.00477272 | 0.00477272 | | (9.29) |
| EMERGENCY SCHOOL TAX | Apr 21 | | | | (28,659.38) | 0.00477272 | 0.00477272 | | (153.88) |
| SEVERANCE TAX | Apr 21 | | | | (34,118.31) | 0.00477272 | 0.00477272 | | (183.19) |
| Total OIL | | | | | | | | 81.10 | 4,481.99 |
| Total Property | | | | | | | | | 5,218.06 |

Property: 72310000

IBEX 15/10 B1PA FED COM 2H NM 025

| | | | | | | | | | |
|------------------|--------|--------|------|--|------------|------------|------------|------|--------|
| GAS | | | | | | | | | |
| WORKING INTEREST | Apr 21 | 1.0000 | 0.00 | | (258.56) | 0.00040427 | 0.00054146 | 0.00 | (0.14) |
| AD VALOREM TAX | Apr 21 | | | | 0.00 | 0.00040427 | 0.00054146 | | 0.00 |
| WORKING INTEREST | Apr 21 | 1.0000 | 0.00 | | (5,075.78) | 0.00053902 | 0.00053982 | 0.00 | (2.74) |
| PRODUCTION TAX | Apr 21 | | | | 481.64 | 0.00053902 | 0.00053982 | | 0.26 |
| Total GAS | | | | | | | | 0.00 | (2.62) |

GAS WELL GAS

| | | | | | | | | | |
|----------------------|--------|--------|-----------|------|------------|------------|------------|-------|--------|
| WORKING INTEREST | Apr 21 | 1,2900 | 33,614.59 | 2.77 | 93,016.73 | 0.00040427 | 0.00040422 | 13.59 | 37.60 |
| AD VALOREM TAX | Apr 21 | | | | (1,260.87) | 0.00040427 | 0.00040422 | | (0.59) |
| CONSERVATION TAX | Apr 21 | | | | (154.54) | 0.00040427 | 0.00040422 | | (0.07) |
| EMERGENCY SCHOOL TAX | Apr 21 | | | | (3,255.66) | 0.00040427 | 0.00040422 | | (1.50) |
| SEVERANCE TAX | Apr 21 | | | | (3,052.18) | 0.00040427 | 0.00040422 | | (1.41) |
| Total GAS WELL GAS | | | | | | | | 13.59 | 34.04 |

OIL

| | | | | | | | | | |
|----------------------|--------|--|-----------|-------|--------------|------------|------------|------|---------|
| WORKING INTEREST | Apr 21 | | 0.00 | | (297.72) | 0.00040427 | 0.00053742 | 0.00 | (0.16) |
| AD VALOREM TAX | Apr 21 | | | | 0.00 | 0.00040427 | 0.00053742 | | 0.00 |
| WORKING INTEREST | Apr 21 | | 19,847.83 | 60.63 | 1,203,449.35 | 0.00040427 | 0.00040427 | 8.02 | 486.52 |
| AD VALOREM TAX | Apr 21 | | | | (16,310.20) | 0.00040427 | 0.00040427 | | (7.54) |
| CONSERVATION TAX | Apr 21 | | | | (2,000.73) | 0.00040427 | 0.00040427 | | (0.92) |
| EMERGENCY SCHOOL TAX | Apr 21 | | | | (33,170.07) | 0.00040427 | 0.00040427 | | (15.33) |
| SEVERANCE TAX | Apr 21 | | | | (39,486.18) | 0.00040427 | 0.00040427 | | (18.24) |
| Total OIL | | | | | | | | 8.02 | 444.33 |
| Total Property | | | | | | | | | 475.75 |

Property: 72580000

OXY BYPASS 16 STATE 1 NM 015

| | | | | | | | | | |
|------------------|--------|--------|-------|------|--------|------------|------------|------|--------|
| GAS | | | | | | | | | |
| WORKING INTEREST | Apr 21 | 1.0000 | 0.00 | | (0.20) | 0.09449999 | 0.15000000 | 0.00 | (0.03) |
| AD VALOREM TAX | Apr 21 | | | | 0.00 | 0.09449999 | 0.15000000 | | 0.00 |
| WORKING INTEREST | Apr 21 | 0.9900 | 25.88 | 1.22 | 31.66 | 0.09449999 | 0.09538850 | 2.48 | 3.02 |
| AD VALOREM TAX | Apr 21 | | | | (0.30) | 0.09449999 | 0.09538850 | | (0.04) |
| CONSERVATION TAX | Apr 21 | | | | (0.05) | 0.09449999 | 0.09538850 | | (0.01) |

Represented Unit of Measure: Gas = MCFs, Plant Products = GALs, Oil = BBLs

www.energylink.com

Generated on Tuesday, November 2, 2021 1:09 PM

Page 13 of 14

© 2021 Enverus. All rights reserved. Unauthorized use prohibited.

077

078

Check Number 1165697

Owner 035904 SIANA OIL & GAS CO, LLC

Operator MEWBOURNE OIL COMPANY

| Type | Production Date | Property Values | | | | Owner Share | | | |
|----------------------|-----------------|-----------------|--------|-------|--------|----------------|-----------------------|-----------------------|-------------|
| | | BTU | Volume | Price | Value | Owner Interest | Distribution Interest | Volume | Value |
| EMERGENCY SCHOOL TAX | Apr 21 | | | | (1.06) | 0.09449999 | 0.09538850 | | (0.13) |
| SEVERANCE TAX | Apr 21 | | | | (0.99) | 0.09449999 | 0.09538850 | | (0.12) |
| | | | | | | | | Total GAS | 2.48 |
| | | | | | | | | Total Property | 2.69 |

| | Owner Gross Value | Owner Deductions | Owner Taxes | Non Revenue Deductions | Owner Net Value |
|-------------|-------------------|------------------|-------------|------------------------|-----------------|
| Check Total | 141,670.74 | (50,785.72) | (12,263.55) | | 78,621.47 |

www.energylink.com

Represented Unit of Measure: Gas = MCFs, Plant Products = GALs, Oil = BBLs

Generated on Tuesday, November 2, 2021 1:09 PM

© 2021 Enverus. All rights reserved. Unauthorized use prohibited.

Page 14 of 14

078

079



Revenue Statement

Owner

035904
SIANA OIL & GAS CO, LLC
TOM M RAGSDALE
P O BOX 2246
CONROE, TX 77305

Operator

MEWBOURNE OIL COMPANY
P O BOX 7698
TYLER, TX 75711-7698
(903) 561-2900
ownerrelations@mewbourne.com

Check

Check Number 1175265
Check Amount 123,381.09
Check Date July 15, 2021

Copyright Notice

© 2021 Enverus. All rights reserved. Unauthorized use prohibited.

Data, reports, user interface, software and other content which is accessed by users through EnergyLink constitutes copyright protected content owned by Enverus. Any unauthorized copying, scraping, downloading, retransmission, redistribution, reproduction, republishing or other duplication or modification of copyright protected content is a violation of Canadian and US federal copyright laws and may be subject to legal action. Other than PDF copies for use in an unmodified format by authorized users, no one has permission to copy, scrape, download, retransmit, redistribute, reproduce, republish, duplicate, modify or make public for commercial use this copyright protected content, in any form, without the express written permission of Enverus.

| | | Type | Production Date | Property Values | | | | Owner Share | | | |
|-----------|----------|-------------------------------------|-----------------|-----------------|----------|-------|------------|----------------|-----------------------|--------|-----------|
| | | | | BTU | Volume | Price | Value | Owner Interest | Distribution Interest | Volume | Value |
| Property: | 62390000 | PRONGHORN 15 B3BO FED COM 1H NM 025 | | | | | | | | | |
| GAS | | | | | | | | | | | |
| | | WORKING INTEREST | May 21 | 1.0000 | 0.00 | | (8.19) | 0.05402784 | 0.06837607 | 0.00 | (0.56) |
| | | AD VALOREM TAX | May 21 | | | | 0.00 | 0.05402784 | 0.06837607 | | 0.00 |
| | | WORKING INTEREST | Apr 20 | 1.0000 | 0.00 | | 280.84 | 0.06837475 | 0.06836600 | 0.00 | 19.20 |
| | | PRODUCTION TAX | Apr 20 | | | | (26.96) | 0.06837475 | 0.06836600 | | (1.84) |
| | | WORKING INTEREST | Apr 20 | 1.0000 | 0.00 | | (280.84) | 0.06837475 | 0.06836600 | 0.00 | (19.20) |
| | | PRODUCTION TAX | Apr 20 | | | | 18.32 | 0.06837475 | 0.06836600 | | 1.25 |
| | | WORKING INTEREST | May 21 | 1.0000 | 0.00 | | (87.72) | 0.06837475 | 0.06839945 | 0.00 | (6.00) |
| | | PRODUCTION TAX | May 21 | | | | 8.32 | 0.06837475 | 0.06839945 | | 0.57 |
| | | WORKING INTEREST | May 21 | 1.2900 | 1,091.60 | 3.75 | 4,096.42 | 0.05402784 | 0.05403255 | 58.99 | 221.34 |
| | | AD VALOREM TAX | May 21 | | | | (55.52) | 0.05402784 | 0.05403255 | | (3.45) |
| | | CONSERVATION TAX | May 21 | | | | (6.81) | 0.05402784 | 0.05403255 | | (0.43) |
| | | EMERGENCY SCHOOL TAX | May 21 | | | | (143.37) | 0.05402784 | 0.05403255 | | (8.88) |
| | | PRODUCTION TAX | May 21 | | | | 0.00 | 0.05402784 | 0.05403255 | | 0.00 |
| | | SEVERANCE TAX | May 21 | | | | (134.41) | 0.05402784 | 0.05403255 | | (8.33) |
| | | | | | | | | | Total GAS | 58.99 | 193.67 |
| OIL | | | | | | | | | | | |
| | | WORKING INTEREST | May 21 | | 0.00 | | (45.24) | 0.05402784 | 0.06874447 | 0.00 | (3.11) |
| | | AD VALOREM TAX | May 21 | | | | 0.00 | 0.05402784 | 0.06874447 | | 0.00 |
| | | WORKING INTEREST | May 21 | | 3,015.88 | 63.63 | 191,904.37 | 0.05402784 | 0.05402780 | 162.96 | 10,368.17 |
| | | AD VALOREM TAX | May 21 | | | | (2,600.86) | 0.05402784 | 0.05402780 | | (160.61) |
| | | CONSERVATION TAX | May 21 | | | | (319.04) | 0.05402784 | 0.05402780 | | (19.72) |
| | | EMERGENCY SCHOOL TAX | May 21 | | | | (5,289.36) | 0.05402784 | 0.05402780 | | (326.61) |
| | | PRODUCTION TAX | May 21 | | | | 0.00 | 0.05402784 | 0.05402780 | | 0.00 |

Represented Unit of Measure: Gas = MCFs, Plant Products = GALs, Oil = BBLs

www.energylink.com

Generated on Tuesday, November 2, 2021 1:09 PM

Page 1 of 14

© 2021 Enverus. All rights reserved. Unauthorized use prohibited.

079

080

Check Number 1175265

Owner 035904 SIANA OIL & GAS CO, LLC

Operator MEWBOURNE OIL COMPANY

| Type | Production Date | Property Values | | | | Owner Share | | | |
|---------------|-----------------|-----------------|--------|-------|------------|----------------|-----------------------|---------------|-----------------|
| | | BTU | Volume | Price | Value | Owner Interest | Distribution Interest | Volume | Value |
| SEVERANCE TAX | May 21 | | | | (6,296.86) | 0.05402784 | 0.05402780 | | (388.81) |
| | | | | | | | Total OIL | 162.96 | 9,469.31 |
| | | | | | | | Total Property | | 9,662.98 |

Property: 62391000

PRONGHORN 15 B3CN FED COM 1H NM 025

GAS

| | | | | | | | | | |
|----------------------|--------|--------|----------|------|------------|------------|------------------|---------------|---------------|
| WORKING INTEREST | May 21 | 1.0000 | 0.00 | | (44.36) | 0.05391420 | 0.06853021 | 0.00 | (3.04) |
| AD VALOREM TAX | May 21 | | | | 0.00 | 0.05391420 | 0.06853021 | | 0.00 |
| WORKING INTEREST | Aug 18 | 1.0000 | 0.00 | | (3,942.88) | 0.06837475 | 0.06837642 | 0.00 | (269.60) |
| PRODUCTION TAX | Aug 18 | | | | 379.70 | 0.06837475 | 0.06837642 | | 25.96 |
| WORKING INTEREST | Sep 18 | 1.0000 | 0.00 | | (6,054.50) | 0.06837475 | 0.06837559 | 0.00 | (413.98) |
| PRODUCTION TAX | Sep 18 | | | | 581.82 | 0.06837475 | 0.06837559 | | 39.78 |
| WORKING INTEREST | Oct 18 | 1.0000 | 0.00 | | (3,061.90) | 0.06837475 | 0.06837585 | 0.00 | (209.36) |
| PRODUCTION TAX | Oct 18 | | | | 294.24 | 0.06837475 | 0.06837585 | | 20.12 |
| WORKING INTEREST | Apr 20 | 1.0000 | 0.00 | | 661.70 | 0.06837475 | 0.06836900 | 0.00 | 45.24 |
| PRODUCTION TAX | Apr 20 | | | | (63.52) | 0.06837475 | 0.06836900 | | (4.34) |
| WORKING INTEREST | Apr 20 | 1.0000 | 0.00 | | (681.70) | 0.06837475 | 0.06836900 | 0.00 | (45.24) |
| PRODUCTION TAX | Apr 20 | | | | 43.16 | 0.06837475 | 0.06836900 | | 2.95 |
| WORKING INTEREST | May 21 | 1.0000 | 0.00 | | (475.34) | 0.06837475 | 0.06837211 | 0.00 | (32.50) |
| PRODUCTION TAX | May 21 | | | | 45.10 | 0.06837475 | 0.06837211 | | 3.09 |
| WORKING INTEREST | May 21 | 1.2900 | 5,915.20 | 3.75 | 22,197.81 | 0.05391420 | 0.05391523 | 318.94 | 1,196.80 |
| AD VALOREM TAX | May 21 | | | | (300.84) | 0.05391420 | 0.05391523 | | (18.56) |
| CONSERVATION TAX | May 21 | | | | (36.90) | 0.05391420 | 0.05391523 | | (2.29) |
| EMERGENCY SCHOOL TAX | May 21 | | | | (776.92) | 0.05391420 | 0.05391523 | | (47.90) |
| SEVERANCE TAX | May 21 | | | | (728.37) | 0.05391420 | 0.05391523 | | (44.90) |
| | | | | | | | Total GAS | 318.94 | 242.23 |

OIL

| | | | | | | | | | |
|----------------------|--------|--|----------|-------|------------|------------|-----------------------|---------------|------------------|
| WORKING INTEREST | May 21 | | 0.00 | | (48.49) | 0.05391420 | 0.06846773 | 0.00 | (3.32) |
| AD VALOREM TAX | May 21 | | | | 0.00 | 0.05391420 | 0.06846773 | | 0.00 |
| WORKING INTEREST | May 21 | | 3,232.72 | 63.63 | 205,702.18 | 0.05391420 | 0.05391430 | 174.31 | 11,090.29 |
| AD VALOREM TAX | May 21 | | | | (2,787.86) | 0.05391420 | 0.05391430 | | (171.80) |
| CONSERVATION TAX | May 21 | | | | (341.98) | 0.05391420 | 0.05391430 | | (21.10) |
| EMERGENCY SCHOOL TAX | May 21 | | | | (5,689.67) | 0.05391420 | 0.05391430 | | (349.36) |
| SEVERANCE TAX | May 21 | | | | (6,749.60) | 0.05391420 | 0.05391430 | | (415.89) |
| | | | | | | | Total OIL | 174.31 | 10,128.82 |
| | | | | | | | Total Property | | 10,371.05 |

Property: 62392000

PRONGHORN 15 B3DM FED COM 1H NM 025

GAS

| | | | | | | | | | |
|------------------|--------|--------|------|--|------------|------------|------------|------|---------|
| WORKING INTEREST | May 21 | 1.0000 | 0.00 | | (29.29) | 0.05328145 | 0.06896552 | 0.00 | (2.02) |
| AD VALOREM TAX | May 21 | | | | 0.00 | 0.05328145 | 0.06896552 | | 0.00 |
| WORKING INTEREST | Jul 18 | 1.0000 | 0.00 | | (1,419.51) | 0.06837475 | 0.06837571 | 0.00 | (97.06) |
| PRODUCTION TAX | Jul 18 | | | | 136.70 | 0.06837475 | 0.06837571 | | 9.34 |

Represented Unit of Measure: Gas = MCFs, Plant Products = GALs, Oil = BBLs

www.enervlink.com

Generated on Tuesday, November 2, 2021 1:09 PM

Page 2 of 14

© 2021 Enverus. All rights reserved. Unauthorized use prohibited.

080

081

Check Number 1175265

Owner 035904 SIANA OIL & GAS CO, LLC

Operator MEWBOURNE OIL COMPANY

| Type | Production Date | Property Values | | | | Owner Share | | | |
|-----------------------|-----------------|-----------------|----------|-------|------------|----------------|-----------------------|---------------|-----------------|
| | | BTU | Volume | Price | Value | Owner Interest | Distribution Interest | Volume | Value |
| WORKING INTEREST | Aug 18 | 1.0000 | 0.00 | | (2,960.03) | 0.06837475 | 0.06837431 | 0.00 | (202.39) |
| PRODUCTION TAX | Aug 18 | | | | 285.05 | 0.06837475 | 0.06837431 | | 19.49 |
| WORKING INTEREST | Sep 18 | 1.0000 | 0.00 | | (1,661.23) | 0.06837475 | 0.06837705 | 0.00 | (113.59) |
| PRODUCTION TAX | Sep 18 | | | | 159.84 | 0.06837475 | 0.06837705 | | 10.91 |
| WORKING INTEREST | Oct 18 | 1.0000 | 0.00 | | (862.87) | 0.06837475 | 0.06837646 | 0.00 | (59.00) |
| PRODUCTION TAX | Oct 18 | | | | 82.92 | 0.06837475 | 0.06837646 | | 5.67 |
| WORKING INTEREST | Apr 20 | 1.0000 | 0.00 | | 558.09 | 0.06837475 | 0.06837600 | 0.00 | 36.16 |
| PRODUCTION TAX | Apr 20 | | | | (53.57) | 0.06837475 | 0.06837600 | | (3.66) |
| WORKING INTEREST | Apr 20 | 1.0000 | 0.00 | | (558.09) | 0.06837475 | 0.06837600 | 0.00 | (36.16) |
| PRODUCTION TAX | Apr 20 | | | | 36.40 | 0.06837475 | 0.06837600 | | 2.49 |
| WORKING INTEREST | May 21 | 1.0000 | 0.00 | | (313.83) | 0.06837475 | 0.06838097 | 0.00 | (21.46) |
| PRODUCTION TAX | May 21 | | | | 29.78 | 0.06837475 | 0.06838097 | | 2.04 |
| WORKING INTEREST | May 21 | 1.2900 | 3,905.29 | 3.75 | 14,855.27 | 0.05328145 | 0.05328117 | 208.11 | 780.85 |
| AD VALOREM TAX | May 21 | | | | (196.62) | 0.05328145 | 0.05328117 | | (12.12) |
| CONSERVATION TAX | May 21 | | | | (24.36) | 0.05328145 | 0.05328117 | | (1.50) |
| EMERGENCY SCHOOL TAX | May 21 | | | | (512.93) | 0.05328145 | 0.05328117 | | (31.26) |
| SEVERANCE TAX | May 21 | | | | (480.88) | 0.05328145 | 0.05328117 | | (29.31) |
| Total GAS | | | | | | | | 208.11 | 257.42 |
| OIL | | | | | | | | | |
| WORKING INTEREST | May 21 | | 0.00 | | (36.91) | 0.05328145 | 0.06881604 | 0.00 | (2.54) |
| AD VALOREM TAX | May 21 | | | | 0.00 | 0.05328145 | 0.06881604 | | 0.00 |
| WORKING INTEREST | May 21 | | 2,460.62 | 63.63 | 156,572.45 | 0.05328145 | 0.05328140 | 131.13 | 8,342.40 |
| AD VALOREM TAX | May 21 | | | | (2,122.01) | 0.05328145 | 0.05328140 | | (129.24) |
| CONSERVATION TAX | May 21 | | | | (260.30) | 0.05328145 | 0.05328140 | | (15.88) |
| EMERGENCY SCHOOL TAX | May 21 | | | | (4,315.53) | 0.05328145 | 0.05328140 | | (262.81) |
| SEVERANCE TAX | May 21 | | | | (5,137.53) | 0.05328145 | 0.05328140 | | (312.85) |
| Total OIL | | | | | | | | 131.13 | 7,619.08 |
| Total Property | | | | | | | | | 7,876.50 |

Property: 62774000

IBEX 10 B3MD FED COM 1H NM 025

GAS

| | | | | | | | | | |
|------------------|--------|--------|------|--|----------|------------|------------|------|---------|
| WORKING INTEREST | May 21 | 1.0000 | 0.00 | | (22.08) | 0.04291353 | 0.05480072 | 0.00 | (1.21) |
| AD VALOREM TAX | May 21 | | | | 0.00 | 0.04291353 | 0.05480072 | | 0.00 |
| WORKING INTEREST | May 21 | 1.0000 | 0.00 | | (22.08) | 0.00063359 | 0.00090580 | 0.00 | (0.02) |
| AD VALOREM TAX | May 21 | | | | 0.00 | 0.00063359 | 0.00090580 | | 0.00 |
| WORKING INTEREST | Apr 20 | 1.0000 | 0.00 | | 196.84 | 0.05190886 | 0.05186900 | 0.00 | 10.21 |
| PRODUCTION TAX | Apr 20 | | | | (18.89) | 0.05190886 | 0.05186900 | | (0.98) |
| WORKING INTEREST | Apr 20 | 1.0000 | 0.00 | | (196.84) | 0.05190886 | 0.05186900 | 0.00 | (10.21) |
| PRODUCTION TAX | Apr 20 | | | | 12.84 | 0.05190886 | 0.05186900 | | 0.67 |
| WORKING INTEREST | Apr 20 | 1.0000 | 0.00 | | 196.84 | 0.00084478 | 0.00086300 | 0.00 | 0.17 |
| PRODUCTION TAX | Apr 20 | | | | (18.89) | 0.00084478 | 0.00086300 | | (0.02) |
| WORKING INTEREST | Apr 20 | 1.0000 | 0.00 | | (196.84) | 0.00084478 | 0.00086300 | 0.00 | (0.17) |
| PRODUCTION TAX | Apr 20 | | | | 12.84 | 0.00084478 | 0.00086300 | | 0.01 |
| WORKING INTEREST | May 21 | 1.0000 | 0.00 | | (235.51) | 0.05190886 | 0.05189975 | 0.00 | (12.28) |

Represented Unit of Measure: Gas = MCFs, Plant Products = GALs, Oil = BBLs

www.energylink.com

Generated on Tuesday, November 2, 2021 1:09 PM

Page 3 of 14

© 2021 Enverus. All rights reserved. Unauthorized use prohibited.

081

082

Check Number 1175265

Owner 035904 SIANA OIL & GAS CO, LLC

Operator MEWBOURNE OIL COMPANY

| Type | Production Date | Property Values | | | | Owner Share | | | |
|-----------------------|-----------------|-----------------|----------|-------|------------|----------------|-----------------------|---------------|-----------------|
| | | BTU | Volume | Price | Value | Owner Interest | Distribution Interest | Volume | Value |
| PRODUCTION TAX | May 21 | | | | 22.45 | 0.05190886 | 0.05189975 | | 1.16 |
| WORKING INTEREST | May 21 | 1.0000 | 0.00 | | (236.61) | 0.00084478 | 0.00084527 | 0.00 | (0.20) |
| PRODUCTION TAX | May 21 | | | | 22.45 | 0.00084478 | 0.00084527 | | 0.02 |
| WORKING INTEREST | May 21 | 1.2900 | 2,944.48 | 3.75 | 11,049.67 | 0.04291353 | 0.04291621 | 126.37 | 474.21 |
| AD VALOREM TAX | May 21 | | | | (149.75) | 0.04291353 | 0.04291621 | | (7.36) |
| CONSERVATION TAX | May 21 | | | | (18.37) | 0.04291353 | 0.04291621 | | (0.92) |
| EMERGENCY SCHOOL TAX | May 21 | | | | (386.74) | 0.04291353 | 0.04291621 | | (19.00) |
| SEVERANCE TAX | May 21 | | | | (362.57) | 0.04291353 | 0.04291621 | | (17.81) |
| WORKING INTEREST | May 21 | 1.2900 | 2,944.48 | 3.75 | 11,049.67 | 0.00063359 | 0.00063350 | 1.87 | 7.00 |
| AD VALOREM TAX | May 21 | | | | (149.75) | 0.00063359 | 0.00063350 | | (0.11) |
| CONSERVATION TAX | May 21 | | | | (18.37) | 0.00063359 | 0.00063350 | | (0.01) |
| EMERGENCY SCHOOL TAX | May 21 | | | | (386.74) | 0.00063359 | 0.00063350 | | (0.28) |
| SEVERANCE TAX | May 21 | | | | (362.57) | 0.00063359 | 0.00063350 | | (0.26) |
| Total GAS | | | | | | | | 126.24 | 422.61 |
| OIL | | | | | | | | | |
| WORKING INTEREST | May 21 | | 0.00 | | (53.55) | 0.04291353 | 0.05471522 | 0.00 | (2.93) |
| AD VALOREM TAX | May 21 | | | | 0.00 | 0.04291353 | 0.05471522 | | 0.00 |
| WORKING INTEREST | May 21 | | 0.00 | | (53.55) | 0.00063359 | 0.00074697 | 0.00 | (0.04) |
| AD VALOREM TAX | May 21 | | | | 0.00 | 0.00063359 | 0.00074697 | | 0.00 |
| WORKING INTEREST | May 21 | | 3,570.31 | 63.63 | 227,183.47 | 0.04291353 | 0.04291355 | 153.23 | 9,749.25 |
| AD VALOREM TAX | May 21 | | | | (3,078.99) | 0.04291353 | 0.04291355 | | (151.03) |
| CONSERVATION TAX | May 21 | | | | (377.69) | 0.04291353 | 0.04291355 | | (18.55) |
| EMERGENCY SCHOOL TAX | May 21 | | | | (6,261.74) | 0.04291353 | 0.04291355 | | (307.13) |
| SEVERANCE TAX | May 21 | | | | (7,454.46) | 0.04291353 | 0.04291355 | | (365.60) |
| WORKING INTEREST | May 21 | | 3,570.31 | 63.63 | 227,183.47 | 0.00063359 | 0.00063358 | 2.26 | 143.94 |
| AD VALOREM TAX | May 21 | | | | (3,078.99) | 0.00063359 | 0.00063358 | | (2.23) |
| CONSERVATION TAX | May 21 | | | | (377.69) | 0.00063359 | 0.00063358 | | (0.27) |
| EMERGENCY SCHOOL TAX | May 21 | | | | (6,261.74) | 0.00063359 | 0.00063358 | | (4.53) |
| SEVERANCE TAX | May 21 | | | | (7,454.46) | 0.00063359 | 0.00063358 | | (5.40) |
| Total OIL | | | | | | | | 155.49 | 9,035.48 |
| Total Property | | | | | | | | | 9,458.09 |

Property: 62775000

IBEX 10 B3NC FED COM 1H NM 025

GAS

| | | | | | | | | | |
|------------------|--------|--------|------|--|------------|------------|------------|------|----------|
| WORKING INTEREST | Mar 21 | 1.0000 | 0.00 | | 106.21 | 0.04291353 | 0.05442000 | 0.00 | 5.78 |
| AD VALOREM TAX | Mar 21 | | | | 0.00 | 0.04291353 | 0.05442000 | | 0.00 |
| WORKING INTEREST | Mar 21 | 1.0000 | 0.00 | | (106.21) | 0.04291353 | 0.05442000 | 0.00 | (5.78) |
| AD VALOREM TAX | Mar 21 | | | | 0.00 | 0.04291353 | 0.05442000 | | 0.00 |
| WORKING INTEREST | May 21 | 1.0000 | 0.00 | | (79.55) | 0.04291353 | 0.05443118 | 0.00 | (4.33) |
| AD VALOREM TAX | May 21 | | | | 0.00 | 0.04291353 | 0.05443118 | | 0.00 |
| WORKING INTEREST | May 21 | 1.0000 | 0.00 | | (79.55) | 0.00063359 | 0.00075424 | 0.00 | (0.06) |
| AD VALOREM TAX | May 21 | | | | 0.00 | 0.00063359 | 0.00075424 | | 0.00 |
| WORKING INTEREST | Aug 18 | 1.0000 | 0.00 | | (5,288.17) | 0.05190886 | 0.05190832 | 0.00 | (274.50) |
| PRODUCTION TAX | Aug 18 | | | | 509.25 | 0.05190886 | 0.05190832 | | 26.44 |

Represented Unit of Measure: Gas = MCFs, Plant Products = GALs, Oil = BBLs

www.energylink.com

Generated on Tuesday, November 2, 2021 1:09 PM

Page 4 of 14

© 2021 Enverus. All rights reserved. Unauthorized use prohibited.

082

083

Check Number 1175265

Owner 035904 SIANA OIL & GAS CO. LLC

Operator MEWBOURNE OIL COMPANY

| Type | Production Date | Property Values | | | | Owner Share | | | |
|----------------------|-----------------|-----------------|-------------|-------|-------------|----------------|-----------------------|---------------|---------------|
| | | BTU | Volume | Price | Value | Owner Interest | Distribution Interest | Volume | Value |
| WORKING INTEREST | Aug 18 | 1.0000 | 0.00 | | (5,288.17) | 0.00084478 | 0.00084528 | 0.00 | (4.47) |
| PRODUCTION TAX | Aug 18 | | | | 509.25 | 0.00084478 | 0.00084528 | | 0.43 |
| WORKING INTEREST | Sep 18 | 1.0000 | 0.00 | | (5,558.11) | 0.05190886 | 0.05190973 | 0.00 | (288.52) |
| PRODUCTION TAX | Sep 18 | | | | 534.12 | 0.05190886 | 0.05190973 | | 27.72 |
| WORKING INTEREST | Sep 18 | 1.0000 | 0.00 | | (5,558.11) | 0.00084478 | 0.00084561 | 0.00 | (4.70) |
| PRODUCTION TAX | Sep 18 | | | | 534.12 | 0.00084478 | 0.00084561 | | 0.45 |
| WORKING INTEREST | Oct 18 | 1.0000 | 0.00 | | (3,024.40) | 0.05190886 | 0.05190782 | 0.00 | (156.99) |
| PRODUCTION TAX | Oct 18 | | | | 290.64 | 0.05190886 | 0.05190782 | | 15.09 |
| WORKING INTEREST | Oct 18 | 1.0000 | 0.00 | | (3,024.40) | 0.00084478 | 0.00084314 | 0.00 | (2.55) |
| PRODUCTION TAX | Oct 18 | | | | 290.64 | 0.00084478 | 0.00084314 | | 0.25 |
| WORKING INTEREST | Apr 20 | 1.0000 | 0.00 | | 450.79 | 0.05190886 | 0.05190800 | 0.00 | 23.40 |
| PRODUCTION TAX | Apr 20 | | | | (43.27) | 0.05190886 | 0.05190800 | | (2.25) |
| WORKING INTEREST | Apr 20 | 1.0000 | 0.00 | | (450.79) | 0.05190886 | 0.05190800 | 0.00 | (23.40) |
| PRODUCTION TAX | Apr 20 | | | | 29.40 | 0.05190886 | 0.05190800 | | 1.53 |
| WORKING INTEREST | Apr 20 | 1.0000 | 0.00 | | 450.79 | 0.00084478 | 0.00084200 | 0.00 | 0.38 |
| PRODUCTION TAX | Apr 20 | | | | (43.27) | 0.00084478 | 0.00084200 | | (0.04) |
| WORKING INTEREST | Apr 20 | 1.0000 | 0.00 | | (450.79) | 0.00084478 | 0.00084200 | 0.00 | (0.38) |
| PRODUCTION TAX | Apr 20 | | | | 29.40 | 0.00084478 | 0.00084200 | | 0.02 |
| WORKING INTEREST | May 21 | 1.0000 | 0.00 | | (852.29) | 0.05190886 | 0.05190721 | 0.00 | (44.24) |
| PRODUCTION TAX | May 21 | | | | 80.87 | 0.05190886 | 0.05190721 | | 4.20 |
| WORKING INTEREST | May 21 | 1.0000 | 0.00 | | (852.29) | 0.00084478 | 0.00084478 | 0.00 | (0.72) |
| PRODUCTION TAX | May 21 | | | | 80.87 | 0.00084478 | 0.00084478 | | 0.07 |
| WORKING INTEREST | May 21 | 1.2900 | 10,606.09 | 3.75 | 39,801.18 | 0.04291353 | 0.04291405 | 455.16 | 1,708.03 |
| AD VALOREM TAX | May 21 | | | | (539.42) | 0.04291353 | 0.04291405 | | (26.48) |
| CONSERVATION TAX | May 21 | | | | (66.17) | 0.04291353 | 0.04291405 | | (3.26) |
| EMERGENCY SCHOOL TAX | May 21 | | | | (1,393.04) | 0.04291353 | 0.04291405 | | (68.34) |
| SEVERANCE TAX | May 21 | | | | (1,305.98) | 0.04291353 | 0.04291405 | | (64.07) |
| WORKING INTEREST | May 21 | 1.2900 | 10,606.09 | 3.75 | 39,801.18 | 0.00063359 | 0.00063365 | 6.72 | 25.22 |
| AD VALOREM TAX | May 21 | | | | (539.42) | 0.00063359 | 0.00063365 | | (0.39) |
| CONSERVATION TAX | May 21 | | | | (66.17) | 0.00063359 | 0.00063365 | | (0.05) |
| EMERGENCY SCHOOL TAX | May 21 | | | | (1,393.04) | 0.00063359 | 0.00063365 | | (1.01) |
| SEVERANCE TAX | May 21 | | | | (1,305.98) | 0.00063359 | 0.00063365 | | (0.95) |
| WORKING INTEREST | Mar 21 | 1.2700 | 14,160.76 | 3.36 | 47,647.42 | 0.04291353 | 0.04291300 | 607.71 | 2,044.73 |
| AD VALOREM TAX | Mar 21 | | | | (645.76) | 0.04291353 | 0.04291300 | | (31.70) |
| CONSERVATION TAX | Mar 21 | | | | (79.21) | 0.04291353 | 0.04291300 | | (3.91) |
| EMERGENCY SCHOOL TAX | Mar 21 | | | | (1,867.66) | 0.04291353 | 0.04291300 | | (81.81) |
| SEVERANCE TAX | Mar 21 | | | | (1,563.43) | 0.04291353 | 0.04291300 | | (76.70) |
| WORKING INTEREST | Mar 21 | 1.2700 | (14,160.76) | 3.36 | (47,647.26) | 0.04291353 | 0.04291300 | (607.71) | (2,044.72) |
| AD VALOREM TAX | Mar 21 | | | | 645.76 | 0.04291353 | 0.04291300 | | 31.70 |
| CONSERVATION TAX | Mar 21 | | | | 79.21 | 0.04291353 | 0.04291300 | | 3.91 |
| EMERGENCY SCHOOL TAX | Mar 21 | | | | 1,667.65 | 0.04291353 | 0.04291300 | | 81.81 |
| SEVERANCE TAX | Mar 21 | | | | 1,563.43 | 0.04291353 | 0.04291300 | | 76.70 |
| Total GAS | | | | | | | | 461.88 | 881.54 |

OIL

Represented Unit of Measure: Gas = MCFs, Plant Products = GALs, Oil = BBLs

www.energylink.com

Generated on Tuesday, November 2, 2021 1:09 PM

Page 5 of 14

© 2021 Enverus. All rights reserved. Unauthorized use prohibited.

083

084

Check Number 1175265

Owner 035904 SIANA OIL & GAS CO, LLC

Operator MEWBOURNE OIL COMPANY

| Type | Production Date | Property Values | | | | Owner Share | | | |
|----------------------|-----------------|-----------------|----------|-------|------------|----------------|-----------------------|--------|----------|
| | | BTU | Volume | Price | Value | Owner Interest | Distribution Interest | Volume | Value |
| WORKING INTEREST | May 21 | 1.0000 | 0.00 | | (49.74) | 0.04291353 | 0.05448331 | 0.00 | (2.71) |
| AD VALOREM TAX | May 21 | | | | 0.00 | 0.04291353 | 0.05448331 | | 0.00 |
| WORKING INTEREST | May 21 | 1.0000 | 0.00 | | (49.74) | 0.00063359 | 0.00080418 | 0.00 | (0.04) |
| AD VALOREM TAX | May 21 | | | | 0.00 | 0.00063359 | 0.00080418 | | 0.00 |
| WORKING INTEREST | May 21 | 1.0000 | 3,315.86 | 83.63 | 210,979.75 | 0.04291353 | 0.04291360 | 142.31 | 9,053.90 |
| AD VALOREM TAX | May 21 | | | | (2,859.38) | 0.04291353 | 0.04291360 | | (140.27) |
| CONSERVATION TAX | May 21 | | | | (350.75) | 0.04291353 | 0.04291360 | | (17.22) |
| EMERGENCY SCHOOL TAX | May 21 | | | | (5,815.13) | 0.04291353 | 0.04291360 | | (285.22) |
| SEVERANCE TAX | May 21 | | | | (6,922.77) | 0.04291353 | 0.04291360 | | (339.54) |
| WORKING INTEREST | May 21 | 1.0000 | 3,315.86 | 83.63 | 210,979.75 | 0.00063359 | 0.00063357 | 2.10 | 133.67 |
| AD VALOREM TAX | May 21 | | | | (2,859.38) | 0.00063359 | 0.00063357 | | (2.07) |
| CONSERVATION TAX | May 21 | | | | (350.75) | 0.00063359 | 0.00063357 | | (0.25) |
| EMERGENCY SCHOOL TAX | May 21 | | | | (5,815.13) | 0.00063359 | 0.00063357 | | (4.21) |
| SEVERANCE TAX | May 21 | | | | (6,922.77) | 0.00063359 | 0.00063357 | | (5.01) |
| Total OIL | | | | | | | | 144.41 | 8,391.03 |
| Total Property | | | | | | | | | 9,252.57 |

Property: 62776000

IBEX 10 B308 FED COM 1H NM 025

GAS

| | | | | | | | | | |
|----------------------|--------|--------|--------|------|----------|------------|------------|-------|---------|
| WORKING INTEREST | May 21 | 1.0000 | 0.00 | | (6.22) | 0.02576796 | 0.03376206 | 0.00 | (0.21) |
| AD VALOREM TAX | May 21 | | | | 0.00 | 0.02576796 | 0.03376206 | | 0.00 |
| WORKING INTEREST | May 21 | 1.0000 | 0.00 | | (6.22) | 0.00086814 | 0.00160772 | 0.00 | (0.01) |
| AD VALOREM TAX | May 21 | | | | 0.00 | 0.00086814 | 0.00160772 | | 0.00 |
| WORKING INTEREST | Apr 20 | 1.0000 | 0.00 | | 438.77 | 0.03109320 | 0.03108600 | 0.00 | 13.64 |
| PRODUCTION TAX | Apr 20 | | | | (42.12) | 0.03109320 | 0.03108600 | | (1.31) |
| WORKING INTEREST | Apr 20 | 1.0000 | 0.00 | | (438.77) | 0.03109320 | 0.03108600 | 0.00 | (13.64) |
| PRODUCTION TAX | Apr 20 | | | | 28.63 | 0.03109320 | 0.03108600 | | 0.89 |
| WORKING INTEREST | Apr 20 | 1.0000 | 0.00 | | 438.77 | 0.00115751 | 0.00116200 | 0.00 | 0.51 |
| PRODUCTION TAX | Apr 20 | | | | (42.12) | 0.00115751 | 0.00116200 | | (0.05) |
| WORKING INTEREST | Apr 20 | 1.0000 | 0.00 | | (438.77) | 0.00115751 | 0.00116200 | 0.00 | (0.51) |
| PRODUCTION TAX | Apr 20 | | | | 28.63 | 0.00115751 | 0.00116200 | | 0.03 |
| WORKING INTEREST | May 21 | 1.0000 | 0.00 | | (66.63) | 0.03109320 | 0.03106709 | 0.00 | (2.07) |
| PRODUCTION TAX | May 21 | | | | 6.32 | 0.03109320 | 0.03106709 | | 0.20 |
| WORKING INTEREST | May 21 | 1.0000 | 0.00 | | (66.63) | 0.00115751 | 0.00120066 | 0.00 | (0.08) |
| PRODUCTION TAX | May 21 | | | | 6.32 | 0.00115751 | 0.00120066 | | 0.01 |
| WORKING INTEREST | May 21 | 1.2900 | 829.09 | 3.75 | 3,111.30 | 0.02576796 | 0.02577701 | 21.39 | 80.20 |
| AD VALOREM TAX | May 21 | | | | (42.17) | 0.02576796 | 0.02577701 | | (1.25) |
| CONSERVATION TAX | May 21 | | | | (5.17) | 0.02576796 | 0.02577701 | | (0.16) |
| EMERGENCY SCHOOL TAX | May 21 | | | | (108.90) | 0.02576796 | 0.02577701 | | (3.22) |
| PRODUCTION TAX | May 21 | | | | 0.00 | 0.02576796 | 0.02577701 | | 0.00 |
| SEVERANCE TAX | May 21 | | | | (102.09) | 0.02576796 | 0.02577701 | | (3.02) |
| WORKING INTEREST | May 21 | 1.2900 | 829.09 | 3.75 | 3,111.30 | 0.00086814 | 0.00086780 | 0.72 | 2.70 |
| AD VALOREM TAX | May 21 | | | | (42.17) | 0.00086814 | 0.00086780 | | (0.04) |
| CONSERVATION TAX | May 21 | | | | (5.17) | 0.00086814 | 0.00086780 | | (0.01) |

Represented Unit of Measure: Gas = MCFs, Plant Products = GALs, Oil = BBLs

Generated on Tuesday, November 2, 2021 1:09 PM

© 2021 Enverus. All rights reserved. Unauthorized use prohibited.

www.enveruslink.com

Page 6 of 14

084

085

Check Number 1175265

Owner 035904 SIANA OIL & GAS CO, LLC

Operator MEWBOURNE OIL COMPANY

| Type | Production Date | Property Values | | | | Owner Share | | | |
|----------------------|-----------------|-----------------|----------|-------|------------|----------------|-----------------------|--------------|-----------------|
| | | BTU | Volume | Price | Value | Owner Interest | Distribution Interest | Volume | Value |
| EMERGENCY SCHOOL TAX | May 21 | | | | (108.90) | 0.00086814 | 0.00086780 | | (0.11) |
| PRODUCTION TAX | May 21 | | | | 0.00 | 0.00086814 | 0.00086780 | | 0.00 |
| SEVERANCE TAX | May 21 | | | | (102.09) | 0.00086814 | 0.00086780 | | (0.10) |
| | | | | | | | Total GAS | 22.11 | 72.39 |
| OIL | | | | | | | | | |
| WORKING INTEREST | May 21 | | 0.00 | | (41.89) | 0.02576796 | 0.03342086 | 0.00 | (1.40) |
| AD VALOREM TAX | May 21 | | | | 0.00 | 0.02576796 | 0.03342086 | | 0.00 |
| WORKING INTEREST | May 21 | | 0.00 | | (41.89) | 0.00086814 | 0.00119360 | 0.00 | (0.05) |
| AD VALOREM TAX | May 21 | | | | 0.00 | 0.00086814 | 0.00119360 | | 0.00 |
| WORKING INTEREST | May 21 | | 2,792.86 | 63.63 | 177,713.31 | 0.02576796 | 0.02576808 | 72.00 | 4,579.33 |
| AD VALOREM TAX | May 21 | | | | (2,408.53) | 0.02576796 | 0.02576808 | | (70.87) |
| CONSERVATION TAX | May 21 | | | | (295.45) | 0.02576796 | 0.02576808 | | (8.72) |
| EMERGENCY SCHOOL TAX | May 21 | | | | (4,898.22) | 0.02576796 | 0.02576808 | | (144.27) |
| PRODUCTION TAX | May 21 | | | | 0.00 | 0.02576796 | 0.02576808 | | 0.00 |
| SEVERANCE TAX | May 21 | | | | (5,831.22) | 0.02576796 | 0.02576808 | | (171.75) |
| WORKING INTEREST | May 21 | | 2,792.86 | 63.63 | 177,713.31 | 0.00086814 | 0.00086814 | 2.43 | 154.28 |
| AD VALOREM TAX | May 21 | | | | (2,408.53) | 0.00086814 | 0.00086814 | | (2.39) |
| CONSERVATION TAX | May 21 | | | | (295.45) | 0.00086814 | 0.00086814 | | (0.29) |
| EMERGENCY SCHOOL TAX | May 21 | | | | (4,898.22) | 0.00086814 | 0.00086814 | | (4.86) |
| PRODUCTION TAX | May 21 | | | | 0.00 | 0.00086814 | 0.00086814 | | 0.00 |
| SEVERANCE TAX | May 21 | | | | (5,831.22) | 0.00086814 | 0.00086814 | | (5.79) |
| | | | | | | | Total OIL | 74.43 | 4,323.12 |
| | | | | | | | Total Property | | 4,395.51 |

Property: 62906000

GAZELLE 22 B2MD FED COM 2H NM 025

GAS

| | | | | | | | | | |
|------------------|--------|--------|------|--|----------|------------|------------------|-------------|----------------|
| WORKING INTEREST | Mar 21 | 1.0000 | 0.00 | | 14.89 | 0.15501887 | 0.19946200 | 0.00 | 2.97 |
| AD VALOREM TAX | Mar 21 | | | | 0.00 | 0.15501887 | 0.19946200 | | 0.00 |
| WORKING INTEREST | Mar 21 | 1.0000 | 0.00 | | (14.89) | 0.15501887 | 0.19946200 | 0.00 | (2.97) |
| AD VALOREM TAX | Mar 21 | | | | 0.00 | 0.15501887 | 0.19946200 | | 0.00 |
| WORKING INTEREST | May 21 | 1.0000 | 0.00 | | (6.44) | 0.15501887 | 0.20031056 | 0.00 | (1.29) |
| AD VALOREM TAX | May 21 | | | | 0.00 | 0.15501887 | 0.20031056 | | 0.00 |
| WORKING INTEREST | May 21 | 1.0000 | 0.00 | | (6.44) | 0.00121401 | 0.00155280 | 0.00 | (0.01) |
| AD VALOREM TAX | May 21 | | | | 0.00 | 0.00121401 | 0.00155280 | | 0.00 |
| WORKING INTEREST | Oct 18 | 1.0000 | 0.00 | | (174.77) | 0.19549819 | 0.19551410 | 0.00 | (34.17) |
| PRODUCTION TAX | Oct 18 | | | | 16.79 | 0.19549819 | 0.19551410 | | 3.28 |
| WORKING INTEREST | Oct 18 | 1.0000 | 0.00 | | (174.77) | 0.00149375 | 0.00148700 | 0.00 | (0.26) |
| PRODUCTION TAX | Oct 18 | | | | 16.79 | 0.00149375 | 0.00148700 | | 0.03 |
| WORKING INTEREST | May 21 | 1.0000 | 0.00 | | (33.03) | 0.19549819 | 0.19557978 | 0.00 | (6.46) |
| PRODUCTION TAX | May 21 | | | | 3.13 | 0.19549819 | 0.19557978 | | 0.62 |
| WORKING INTEREST | May 21 | 1.0000 | 0.00 | | (33.03) | 0.00149375 | 0.00151378 | 0.00 | (0.05) |
| PRODUCTION TAX | May 21 | | | | 3.13 | 0.00149375 | 0.00151378 | | 0.00 |
| | | | | | | | Total GAS | 0.00 | (39.31) |

GAS WELL GAS

Represented Unit of Measure: Gas = MCFs, Plant Products = GALs, Oil = BBLs

www.energylink.com

Generated on Tuesday, November 2, 2021 1:09 PM

Page 7 of 14

© 2021 Enverus. All rights reserved. Unauthorized use prohibited.

085

086

Check Number 1175265

Owner 035904 SIANA OIL & GAS CO, LLC

Operator MEWBOURNE OIL COMPANY

| Type | Production Date | Property Values | | | | Owner Share | | | |
|----------------------|-----------------|-----------------|------------|-------|------------|----------------|-----------------------|----------|-----------|
| | | BTU | Volume | Price | Value | Owner Interest | Distribution Interest | Volume | Value |
| WORKING INTEREST | May 21 | 1.2800 | 841.70 | 2.94 | 2,477.63 | 0.15501887 | 0.15501507 | 130.53 | 384.07 |
| AD VALOREM TAX | May 21 | | | | (33.58) | 0.15501887 | 0.15501507 | | (5.97) |
| CONSERVATION TAX | May 21 | | | | (4.12) | 0.15501887 | 0.15501507 | | (0.74) |
| EMERGENCY SCHOOL TAX | May 21 | | | | (86.72) | 0.15501887 | 0.15501507 | | (15.40) |
| SEVERANCE TAX | May 21 | | | | (81.30) | 0.15501887 | 0.15501507 | | (14.46) |
| WORKING INTEREST | May 21 | 1.2800 | 841.70 | 2.94 | 2,477.63 | 0.00121401 | 0.00121487 | 1.02 | 3.01 |
| AD VALOREM TAX | May 21 | | | | (33.58) | 0.00121401 | 0.00121487 | | (0.05) |
| CONSERVATION TAX | May 21 | | | | (4.12) | 0.00121401 | 0.00121487 | | (0.01) |
| EMERGENCY SCHOOL TAX | May 21 | | | | (86.72) | 0.00121401 | 0.00121487 | | (0.12) |
| SEVERANCE TAX | May 21 | | | | (81.30) | 0.00121401 | 0.00121487 | | (0.11) |
| WORKING INTEREST | Mar 21 | 1.3100 | (1,945.99) | 2.99 | (5,827.40) | 0.15501887 | 0.15501700 | (301.68) | (903.35) |
| AD VALOREM TAX | Mar 21 | | | | 78.98 | 0.15501887 | 0.15501700 | | 14.05 |
| CONSERVATION TAX | Mar 21 | | | | 9.89 | 0.15501887 | 0.15501700 | | 1.73 |
| EMERGENCY SCHOOL TAX | Mar 21 | | | | 203.96 | 0.15501887 | 0.15501700 | | 36.19 |
| SEVERANCE TAX | Mar 21 | | | | 191.21 | 0.15501887 | 0.15501700 | | 33.90 |
| WORKING INTEREST | Mar 21 | 1.3100 | 1,945.99 | 2.99 | 5,827.42 | 0.15501887 | 0.15501800 | 301.68 | 903.36 |
| AD VALOREM TAX | Mar 21 | | | | (78.98) | 0.15501887 | 0.15501800 | | (14.05) |
| CONSERVATION TAX | Mar 21 | | | | (9.89) | 0.15501887 | 0.15501800 | | (1.73) |
| EMERGENCY SCHOOL TAX | Mar 21 | | | | (203.96) | 0.15501887 | 0.15501800 | | (36.19) |
| SEVERANCE TAX | Mar 21 | | | | (191.21) | 0.15501887 | 0.15501800 | | (33.90) |
| Total GAS WELL GAS | | | | | | | | 131.55 | 350.23 |
| OIL | | | | | | | | | |
| WORKING INTEREST | May 21 | 1.0000 | 0.00 | | (33.37) | 0.15501887 | 0.19988013 | 0.00 | (6.67) |
| AD VALOREM TAX | May 21 | | | | 0.00 | 0.15501887 | 0.19988013 | | 0.00 |
| WORKING INTEREST | May 21 | 1.0000 | 0.00 | | (33.37) | 0.00121401 | 0.00149835 | 0.00 | (0.05) |
| AD VALOREM TAX | May 21 | | | | 0.00 | 0.00121401 | 0.00149835 | | 0.00 |
| WORKING INTEREST | May 21 | 1.0000 | 2,224.44 | 63.63 | 141,544.01 | 0.15501887 | 0.15501885 | 344.83 | 21,941.99 |
| AD VALOREM TAX | May 21 | | | | (1,918.33) | 0.15501887 | 0.15501885 | | (339.89) |
| CONSERVATION TAX | May 21 | | | | (235.32) | 0.15501887 | 0.15501885 | | (41.72) |
| EMERGENCY SCHOOL TAX | May 21 | | | | (3,901.31) | 0.15501887 | 0.15501885 | | (691.12) |
| SEVERANCE TAX | May 21 | | | | (4,644.41) | 0.15501887 | 0.15501885 | | (822.81) |
| WORKING INTEREST | May 21 | 1.0000 | 2,224.44 | 63.63 | 141,544.01 | 0.00121401 | 0.00121404 | 2.70 | 171.84 |
| AD VALOREM TAX | May 21 | | | | (1,918.33) | 0.00121401 | 0.00121404 | | (2.66) |
| CONSERVATION TAX | May 21 | | | | (235.32) | 0.00121401 | 0.00121404 | | (0.33) |
| EMERGENCY SCHOOL TAX | May 21 | | | | (3,901.31) | 0.00121401 | 0.00121404 | | (5.41) |
| SEVERANCE TAX | May 21 | | | | (4,644.41) | 0.00121401 | 0.00121404 | | (6.44) |
| Total OIL | | | | | | | | 347.53 | 20,196.73 |
| Total Property | | | | | | | | | 20,508.65 |

Property: 62907000

GAZELLE 22 B2NC FED COM 2H NM 025

GAS WELL GAS

| | | | | | | | | | |
|--------------------|--------|--------|-----------|------|-----------|------------|------------|-------|--------|
| OVERRIDING ROYALTY | May 21 | 1.2800 | 11,097.89 | 2.94 | 32,667.56 | 0.00802318 | 0.00802325 | 89.04 | 262.10 |
| AD VALOREM TAX | May 21 | | | | (442.74) | 0.00802318 | 0.00802325 | | (4.06) |
| CONSERVATION TAX | May 21 | | | | (54.31) | 0.00802318 | 0.00802325 | | (0.50) |

Represented Unit of Measure: Gas = MCFs, Plant Products = GALs, Oil = BBLs

Generated on Tuesday, November 2, 2021 1:09 PM

Page 8 of 14

www.energylink.com

© 2021 Enverus. All rights reserved. Unauthorized use prohibited.

086

087

Check Number 1175265

Owner 035904 SIANA OIL & GAS CO, LLC

Operator MEWBOURNE OIL COMPANY

| Type | Production Date | Property Values | | | | Owner Share | | | |
|--|-----------------|-----------------|-------------|-------|-------------|----------------|-----------------------|---------|----------|
| | | BTU | Volume | Price | Value | Owner Interest | Distribution Interest | Volume | Value |
| EMERGENCY SCHOOL TAX | May 21 | | | | (1,143.36) | 0.00802318 | 0.00802325 | | (10.49) |
| SEVERANCE TAX | May 21 | | | | (1,071.90) | 0.00802318 | 0.00802325 | | (9.83) |
| OVERRIDING ROYALTY | May 21 | 1.2800 | 11,097.89 | 2.94 | 32,667.56 | 0.00009432 | 0.00009459 | 1.04 | 3.09 |
| AD VALOREM TAX | May 21 | | | | (442.74) | 0.00009432 | 0.00009459 | | (0.01) |
| CONSERVATION TAX | May 21 | | | | (54.31) | 0.00009432 | 0.00009459 | | 0.00 |
| EMERGENCY SCHOOL TAX | May 21 | | | | (1,143.36) | 0.00009432 | 0.00009459 | | (0.09) |
| SEVERANCE TAX | May 21 | | | | (1,071.90) | 0.00009432 | 0.00009459 | | (0.09) |
| OVERRIDING ROYALTY | Mar 21 | 1.3100 | 11,937.25 | 2.99 | 35,747.06 | 0.00802318 | 0.00802300 | 95.77 | 286.81 |
| AD VALOREM TAX | Mar 21 | | | | (484.48) | 0.00802318 | 0.00802300 | | (4.44) |
| CONSERVATION TAX | Mar 21 | | | | (59.43) | 0.00802318 | 0.00802300 | | (0.55) |
| EMERGENCY SCHOOL TAX | Mar 21 | | | | (1,251.15) | 0.00802318 | 0.00802300 | | (11.47) |
| SEVERANCE TAX | Mar 21 | | | | (1,172.95) | 0.00802318 | 0.00802300 | | (10.76) |
| OVERRIDING ROYALTY | Mar 21 | 1.3100 | (11,937.25) | 2.99 | (35,746.92) | 0.00802318 | 0.00802300 | (95.77) | (286.80) |
| AD VALOREM TAX | Mar 21 | | | | 484.47 | 0.00802318 | 0.00802300 | | 4.44 |
| CONSERVATION TAX | Mar 21 | | | | 59.43 | 0.00802318 | 0.00802300 | | 0.55 |
| EMERGENCY SCHOOL TAX | Mar 21 | | | | 1,251.14 | 0.00802318 | 0.00802300 | | 11.47 |
| SEVERANCE TAX | Mar 21 | | | | 1,172.95 | 0.00802318 | 0.00802300 | | 10.76 |
| Total GAS WELL GAS | | | | | | | | 90.08 | 240.13 |
| OIL | | | | | | | | | |
| OVERRIDING ROYALTY | May 21 | | 6,126.68 | 63.63 | 389,848.61 | 0.00802318 | 0.00802317 | 49.16 | 3,127.82 |
| AD VALOREM TAX | May 21 | | | | (5,283.57) | 0.00802318 | 0.00802317 | | (48.45) |
| CONSERVATION TAX | May 21 | | | | (648.12) | 0.00802318 | 0.00802317 | | (5.94) |
| EMERGENCY SCHOOL TAX | May 21 | | | | (10,745.20) | 0.00802318 | 0.00802317 | | (98.53) |
| SEVERANCE TAX | May 21 | | | | (12,791.91) | 0.00802318 | 0.00802317 | | (117.29) |
| OVERRIDING ROYALTY | May 21 | | 6,126.68 | 63.63 | 389,848.61 | 0.00009432 | 0.00009429 | 0.57 | 36.76 |
| AD VALOREM TAX | May 21 | | | | (5,283.57) | 0.00009432 | 0.00009429 | | (0.55) |
| CONSERVATION TAX | May 21 | | | | (648.12) | 0.00009432 | 0.00009429 | | (0.04) |
| EMERGENCY SCHOOL TAX | May 21 | | | | (10,745.20) | 0.00009432 | 0.00009429 | | (1.16) |
| SEVERANCE TAX | May 21 | | | | (12,791.91) | 0.00009432 | 0.00009429 | | (1.32) |
| Total OIL | | | | | | | | 49.73 | 2,891.30 |
| Total Property | | | | | | | | | 3,131.43 |
| Property: 62915000 CREEDENCE 21/16 W0ED ST COM 2H NM 016 | | | | | | | | | |
| GAS | | | | | | | | | |
| WORKING INTEREST | May 21 | 1.0000 | 0.00 | | (255.08) | 0.00477272 | 0.00639015 | 0.00 | (1.63) |
| AD VALOREM TAX | May 21 | | | | 0.00 | 0.00477272 | 0.00639015 | | 0.00 |
| Total GAS | | | | | | | | 0.00 | (1.63) |
| GAS WELL GAS | | | | | | | | | |
| WORKING INTEREST | May 21 | 1.3400 | 33,342.75 | 4.50 | 149,968.90 | 0.00477272 | 0.00477272 | 159.14 | 715.76 |
| AD VALOREM TAX | May 21 | | | | (1,504.22) | 0.00477272 | 0.00477272 | | (8.08) |
| CONSERVATION TAX | May 21 | | | | (253.28) | 0.00477272 | 0.00477272 | | (1.36) |
| EMERGENCY SCHOOL TAX | May 21 | | | | (5,332.23) | 0.00477272 | 0.00477272 | | (28.63) |
| SEVERANCE TAX | May 21 | | | | (4,998.96) | 0.00477272 | 0.00477272 | | (26.85) |
| Total GAS WELL GAS | | | | | | | | 159.14 | 650.84 |

Represented Unit of Measure: Gas = MCFs, Plant Products = GALs, Oil = BBLs

www.energylink.com

Generated on Tuesday, November 2, 2021 1:09 PM

Page 9 of 14

© 2021 Enverus. All rights reserved. Unauthorized use prohibited.

087

088

Check Number 1175265

Owner 035904 SIANA OIL & GAS CO, LLC

Operator MEWBOURNE OIL COMPANY

| Type | Production Date | Property Values | | | | Owner Share | | | |
|--|-----------------|-----------------|-----------|-------|--------------|----------------|---------------------------|--------------|-----------------|
| | | BTU | Volume | Price | Value | Owner Interest | Distribution Interest | Volume | Value |
| OIL | | | | | | | | | |
| WORKING INTEREST | May 21 | | 0.00 | | (243.39) | 0.00477272 | 0.00640947 | 0.00 | (1.56) |
| AD VALOREM TAX | May 21 | | | | 0.00 | 0.00477272 | 0.00640947 | | 0.00 |
| WORKING INTEREST | May 21 | | 16,226.31 | 63.28 | 1,026,875.54 | 0.00477272 | 0.00477272 | 77.45 | 4,900.99 |
| AD VALOREM TAX | May 21 | | | | (10,299.79) | 0.00477272 | 0.00477272 | | (55.31) |
| CONSERVATION TAX | May 21 | | | | (1,734.28) | 0.00477272 | 0.00477272 | | (9.32) |
| EMERGENCY SCHOOL TAX | May 21 | | | | (28,752.52) | 0.00477272 | 0.00477272 | | (154.38) |
| SEVERANCE TAX | May 21 | | | | (34,229.18) | 0.00477272 | 0.00477272 | | (183.79) |
| | | | | | | | Total OIL | 77.45 | 4,496.63 |
| | | | | | | | Total Property | | 5,145.84 |
| Property: 62916000 CREEDENCE 21/16 W1ED ST COM 1H NM 015 | | | | | | | | | |
| GAS | | | | | | | | | |
| WORKING INTEREST | May 21 | 1.0000 | 0.00 | | (95.44) | 0.00477272 | 0.00642887 | 0.00 | (0.62) |
| AD VALOREM TAX | May 21 | | | | 0.00 | 0.00477272 | 0.00642887 | | 0.00 |
| | | | | | | | Total GAS | 0.00 | (0.62) |
| GAS WELL GAS | | | | | | | | | |
| WORKING INTEREST | May 21 | 1.3400 | 12,606.33 | 4.50 | 56,700.71 | 0.00477272 | 0.00477278 | 60.17 | 270.62 |
| AD VALOREM TAX | May 21 | | | | (568.72) | 0.00477272 | 0.00477278 | | (3.06) |
| CONSERVATION TAX | May 21 | | | | (95.76) | 0.00477272 | 0.00477278 | | (0.52) |
| EMERGENCY SCHOOL TAX | May 21 | | | | (2,016.03) | 0.00477272 | 0.00477278 | | (10.83) |
| SEVERANCE TAX | May 21 | | | | (1,890.02) | 0.00477272 | 0.00477278 | | (10.15) |
| | | | | | | | Total GAS WELL GAS | 60.17 | 246.06 |
| OIL | | | | | | | | | |
| WORKING INTEREST | May 21 | | 0.00 | | (120.06) | 0.00477272 | 0.00641346 | 0.00 | (0.77) |
| AD VALOREM TAX | May 21 | | | | 0.00 | 0.00477272 | 0.00641346 | | 0.00 |
| WORKING INTEREST | May 21 | | 8,004.12 | 63.28 | 506,537.53 | 0.00477272 | 0.00477272 | 38.20 | 2,417.56 |
| AD VALOREM TAX | May 21 | | | | (5,080.68) | 0.00477272 | 0.00477272 | | (27.28) |
| CONSERVATION TAX | May 21 | | | | (855.49) | 0.00477272 | 0.00477272 | | (4.60) |
| EMERGENCY SCHOOL TAX | May 21 | | | | (14,183.05) | 0.00477272 | 0.00477272 | | (76.15) |
| SEVERANCE TAX | May 21 | | | | (16,884.58) | 0.00477272 | 0.00477272 | | (90.66) |
| | | | | | | | Total OIL | 38.20 | 2,218.10 |
| | | | | | | | Total Property | | 2,463.54 |
| Property: 62958000 GAZELLE 22 B3MD FED COM 1H NM 025 | | | | | | | | | |
| GAS | | | | | | | | | |
| WORKING INTEREST | Mar 21 | 1.0000 | 0.00 | | 43.21 | 0.15501887 | 0.19972200 | 0.00 | 8.53 |
| AD VALOREM TAX | Mar 21 | | | | 0.00 | 0.15501887 | 0.19972200 | | 0.00 |
| WORKING INTEREST | Mar 21 | 1.0000 | 0.00 | | (43.21) | 0.15501887 | 0.19972200 | 0.00 | (8.53) |
| AD VALOREM TAX | Mar 21 | | | | 0.00 | 0.15501887 | 0.19972200 | | 0.00 |
| WORKING INTEREST | May 21 | 1.0000 | 0.00 | | (6.23) | 0.15501887 | 0.20064205 | 0.00 | (1.25) |
| AD VALOREM TAX | May 21 | | | | 0.00 | 0.15501887 | 0.20064205 | | 0.00 |
| WORKING INTEREST | May 21 | 1.0000 | 0.00 | | (6.23) | 0.00121401 | 0.00160514 | 0.00 | (0.01) |

Represented Unit of Measure: Gas = MCFs, Plant Products = GALs, Oil = BBLs

www.energylink.com

Generated on Tuesday, November 2, 2021 1:09 PM

Page 10 of 14

© 2021 Enverus. All rights reserved. Unauthorized use prohibited.

088

089

Check Number 1175265

Owner 035904 SIANA OIL & GAS CO, LLC

Operator MEWBOURNE OIL COMPANY

| Type | Production Date | Property Values | | | | Owner Share | | | |
|---------------------------|-----------------|-----------------|------------|-------|-------------|----------------|-----------------------|---------------|----------------|
| | | BTU | Volume | Price | Value | Owner Interest | Distribution Interest | Volume | Value |
| AD VALOREM TAX | May 21 | | | | 0.00 | 0.00121401 | 0.00160514 | | 0.00 |
| WORKING INTEREST | Oct 18 | 1.0000 | 0.00 | | (487.30) | 0.19549819 | 0.19548533 | 0.00 | (95.26) |
| PRODUCTION TAX | Oct 18 | | | | 46.83 | 0.19549819 | 0.19548533 | | 9.16 |
| WORKING INTEREST | Oct 18 | 1.0000 | 0.00 | | (487.30) | 0.00149375 | 0.00149800 | 0.00 | (0.73) |
| PRODUCTION TAX | Oct 18 | | | | 46.83 | 0.00149375 | 0.00149800 | | 0.07 |
| WORKING INTEREST | May 21 | 1.0000 | 0.00 | | (31.93) | 0.19549819 | 0.19542750 | 0.00 | (6.24) |
| PRODUCTION TAX | May 21 | | | | 3.03 | 0.19549819 | 0.19542750 | | 0.60 |
| WORKING INTEREST | May 21 | 1.0000 | 0.00 | | (31.93) | 0.00149375 | 0.00156593 | 0.00 | (0.05) |
| PRODUCTION TAX | May 21 | | | | 3.03 | 0.00149375 | 0.00156593 | | 0.00 |
| Total GAS | | | | | | | | 0.00 | (93.71) |
| GAS WELL GAS | | | | | | | | | |
| WORKING INTEREST | May 21 | 1.2800 | 813.95 | 2.94 | 2,395.94 | 0.15501887 | 0.15502475 | 126.18 | 371.43 |
| AD VALOREM TAX | May 21 | | | | (32.47) | 0.15501887 | 0.15502475 | | (5.78) |
| CONSERVATION TAX | May 21 | | | | (3.98) | 0.15501887 | 0.15502475 | | (0.72) |
| EMERGENCY SCHOOL TAX | May 21 | | | | (83.86) | 0.15501887 | 0.15502475 | | (14.91) |
| SEVERANCE TAX | May 21 | | | | (78.62) | 0.15501887 | 0.15502475 | | (13.88) |
| WORKING INTEREST | May 21 | 1.2800 | 813.95 | 2.94 | 2,395.94 | 0.00121401 | 0.00121455 | 0.99 | 2.91 |
| AD VALOREM TAX | May 21 | | | | (32.47) | 0.00121401 | 0.00121455 | | (0.05) |
| CONSERVATION TAX | May 21 | | | | (3.98) | 0.00121401 | 0.00121455 | | (0.01) |
| EMERGENCY SCHOOL TAX | May 21 | | | | (83.86) | 0.00121401 | 0.00121455 | | (0.12) |
| SEVERANCE TAX | May 21 | | | | (78.62) | 0.00121401 | 0.00121455 | | (0.11) |
| WORKING INTEREST | Mar 21 | 1.3100 | (5,648.40) | 2.99 | (16,914.51) | 0.15501887 | 0.15501800 | (875.61) | (2,622.07) |
| AD VALOREM TAX | Mar 21 | | | | 229.24 | 0.15501887 | 0.15501800 | | 40.65 |
| CONSERVATION TAX | Mar 21 | | | | 28.12 | 0.15501887 | 0.15501800 | | 5.01 |
| EMERGENCY SCHOOL TAX | Mar 21 | | | | 592.01 | 0.15501887 | 0.15501800 | | 104.89 |
| SEVERANCE TAX | Mar 21 | | | | 555.01 | 0.15501887 | 0.15501800 | | 98.32 |
| WORKING INTEREST | Mar 21 | 1.3100 | 5,648.40 | 2.99 | 16,914.58 | 0.15501887 | 0.15501900 | 875.61 | 2,622.09 |
| AD VALOREM TAX | Mar 21 | | | | (229.24) | 0.15501887 | 0.15501900 | | (40.65) |
| CONSERVATION TAX | Mar 21 | | | | (28.12) | 0.15501887 | 0.15501900 | | (5.01) |
| EMERGENCY SCHOOL TAX | Mar 21 | | | | (592.01) | 0.15501887 | 0.15501900 | | (104.89) |
| SEVERANCE TAX | Mar 21 | | | | (555.01) | 0.15501887 | 0.15501900 | | (98.32) |
| Total GAS WELL GAS | | | | | | | | 127.17 | 338.68 |
| OIL | | | | | | | | | |
| WORKING INTEREST | May 21 | 1.0000 | 0.00 | | (36.57) | 0.15501887 | 0.19989062 | 0.00 | (7.31) |
| AD VALOREM TAX | May 21 | | | | 0.00 | 0.15501887 | 0.19989062 | | 0.00 |
| WORKING INTEREST | May 21 | 1.0000 | 0.00 | | (36.57) | 0.00121401 | 0.00164069 | 0.00 | (0.06) |
| AD VALOREM TAX | May 21 | | | | 0.00 | 0.00121401 | 0.00164069 | | 0.00 |
| WORKING INTEREST | May 21 | 1.0000 | 2,437.81 | 63.63 | 155,121.02 | 0.15501887 | 0.15501897 | 377.89 | 24,046.70 |
| AD VALOREM TAX | May 21 | | | | (2,102.34) | 0.15501887 | 0.15501897 | | (372.46) |
| CONSERVATION TAX | May 21 | | | | (257.89) | 0.15501887 | 0.15501897 | | (45.75) |
| EMERGENCY SCHOOL TAX | May 21 | | | | (4,275.52) | 0.15501887 | 0.15501897 | | (757.47) |
| SEVERANCE TAX | May 21 | | | | (5,089.91) | 0.15501887 | 0.15501897 | | (901.77) |
| WORKING INTEREST | May 21 | 1.0000 | 2,437.81 | 63.63 | 155,121.02 | 0.00121401 | 0.00121402 | 2.96 | 188.32 |
| AD VALOREM TAX | May 21 | | | | (2,102.34) | 0.00121401 | 0.00121402 | | (2.92) |

Represented Unit of Measure: Gas = MCFs, Plant Products = GALS, Oil = BBLs

www.energylink.com

Generated on Tuesday, November 2, 2021 1:09 PM

Page 11 of 14

© 2021 Enverus. All rights reserved. Unauthorized use prohibited.

089

090

Check Number 1175265

Owner 035904 SIANA OIL & GAS CO, LLC

Operator MEWBOURNE OIL COMPANY

| Type | Production Date | Property Values | | | | Owner Share | | | |
|----------------------|-----------------|-----------------|--------|-------|------------|----------------|-----------------------|--------|-----------|
| | | BTU | Volume | Price | Value | Owner Interest | Distribution Interest | Volume | Value |
| CONSERVATION TAX | May 21 | | | | (257.89) | 0.00121401 | 0.00121402 | | (0.36) |
| EMERGENCY SCHOOL TAX | May 21 | | | | (4,275.52) | 0.00121401 | 0.00121402 | | (5.93) |
| SEVERANCE TAX | May 21 | | | | (5,089.91) | 0.00121401 | 0.00121402 | | (7.06) |
| Total OIL | | | | | | | | 380.85 | 22,133.93 |
| Total Property | | | | | | | | | 22,375.90 |

Property: 62959000

GAZELLE 22 B3NC FED COM 1H NM 025

GAS WELL GAS

| | | | | | | | | | |
|----------------------|--------|--------|----------|------|-----------|------------|------------|-------|--------|
| OVERRIDING ROYALTY | May 21 | 1.2800 | 8,537.07 | 2.94 | 25,129.58 | 0.00802318 | 0.00802321 | 68.50 | 201.62 |
| AD VALOREM TAX | May 21 | | | | (340.58) | 0.00802318 | 0.00802321 | | (3.12) |
| CONSERVATION TAX | May 21 | | | | (41.78) | 0.00802318 | 0.00802321 | | (0.39) |
| EMERGENCY SCHOOL TAX | May 21 | | | | (879.54) | 0.00802318 | 0.00802321 | | (8.07) |
| SEVERANCE TAX | May 21 | | | | (824.56) | 0.00802318 | 0.00802321 | | (7.56) |
| OVERRIDING ROYALTY | May 21 | 1.2800 | 8,537.07 | 2.94 | 25,129.58 | 0.00009432 | 0.00009551 | 0.77 | 2.40 |
| AD VALOREM TAX | May 21 | | | | (340.58) | 0.00009432 | 0.00009551 | | (0.01) |
| CONSERVATION TAX | May 21 | | | | (41.78) | 0.00009432 | 0.00009551 | | 0.00 |
| EMERGENCY SCHOOL TAX | May 21 | | | | (879.54) | 0.00009432 | 0.00009551 | | (0.07) |
| SEVERANCE TAX | May 21 | | | | (824.56) | 0.00009432 | 0.00009551 | | (0.06) |
| Total GAS WELL GAS | | | | | | | | 69.27 | 184.74 |

OIL

| | | | | | | | | | |
|----------------------|--------|--|----------|-------|-------------|------------|------------|-------|----------|
| OVERRIDING ROYALTY | May 21 | | 5,511.67 | 63.63 | 350,714.73 | 0.00802318 | 0.00802319 | 44.22 | 2,813.85 |
| AD VALOREM TAX | May 21 | | | | (4,753.18) | 0.00802318 | 0.00802319 | | (43.59) |
| CONSERVATION TAX | May 21 | | | | (583.06) | 0.00802318 | 0.00802319 | | (5.35) |
| EMERGENCY SCHOOL TAX | May 21 | | | | (9,666.57) | 0.00802318 | 0.00802319 | | (88.63) |
| SEVERANCE TAX | May 21 | | | | (11,507.83) | 0.00802318 | 0.00802319 | | (105.52) |
| OVERRIDING ROYALTY | May 21 | | 5,511.67 | 63.63 | 350,714.73 | 0.00009432 | 0.00009441 | 0.52 | 33.11 |
| AD VALOREM TAX | May 21 | | | | (4,753.18) | 0.00009432 | 0.00009441 | | (0.51) |
| CONSERVATION TAX | May 21 | | | | (583.06) | 0.00009432 | 0.00009441 | | (0.02) |
| EMERGENCY SCHOOL TAX | May 21 | | | | (9,666.57) | 0.00009432 | 0.00009441 | | (1.04) |
| SEVERANCE TAX | May 21 | | | | (11,507.83) | 0.00009432 | 0.00009441 | | (1.22) |
| Total OIL | | | | | | | | 44.74 | 2,601.08 |
| Total Property | | | | | | | | | 2,785.82 |

Property: 72185000

CREEDENCE 21/16 W0FC ST COM 4H NM 015

GAS

| | | | | | | | | | |
|------------------|--------|--------|------|--|----------|------------|------------|------|--------|
| WORKING INTEREST | May 21 | 1.0000 | 0.00 | | (437.50) | 0.00477272 | 0.00640000 | 0.00 | (2.80) |
| AD VALOREM TAX | May 21 | | | | 0.00 | 0.00477272 | 0.00640000 | | 0.00 |
| Total GAS | | | | | | | | 0.00 | (2.80) |

GAS WELL GAS

| | | | | | | | | | |
|----------------------|--------|--------|-----------|------|------------|------------|------------|--------|----------|
| WORKING INTEREST | May 21 | 1.3400 | 57,185.54 | 4.50 | 257,222.41 | 0.00477272 | 0.00477272 | 272.95 | 1,227.65 |
| AD VALOREM TAX | May 21 | | | | (2,580.00) | 0.00477272 | 0.00477272 | | (13.86) |
| CONSERVATION TAX | May 21 | | | | (434.42) | 0.00477272 | 0.00477272 | | (2.34) |
| EMERGENCY SCHOOL TAX | May 21 | | | | (9,145.68) | 0.00477272 | 0.00477272 | | (49.11) |

Represented Unit of Measure: Gas = MCFs, Plant Products = GALS, Oil = BBLs

www.energylink.com

Generated on Tuesday, November 2, 2021 1:08 PM

Page 12 of 14

© 2021 Enverus. All rights reserved. Unauthorized use prohibited.

090

091

Check Number 1175265

Owner 035904 SIANA OIL & GAS CO, LLC

Operator MEWBOURNE OIL COMPANY

| | | Property Values | | | | Owner Share | | | | |
|--------------|----------------------|---------------------------------------|--------|-----------|-------------|--------------------|-----------------------|------------|----------|----------|
| Type | Production Date | BTU | Volume | Price | Value | Owner Interest | Distribution Interest | Volume | Value | |
| | SEVERANCE TAX | May 21 | | | (8,574.08) | 0.00477272 | 0.00477272 | | (46.04) | |
| | | | | | | Total GAS WELL GAS | | 272.95 | 1,116.30 | |
| OIL | | | | | | | | | | |
| | WORKING INTEREST | May 21 | | 0.00 | (377.88) | 0.00477272 | 0.00640415 | 0.00 | (2.42) | |
| | AD VALOREM TAX | May 21 | | | 0.00 | 0.00477272 | 0.00640415 | | 0.00 | |
| | WORKING INTEREST | May 21 | | 25,191.94 | 63.28 | 1,594,261.85 | 0.00477272 | 0.00477272 | 120.24 | 7,608.97 |
| | AD VALOREM TAX | May 21 | | | (15,990.80) | 0.00477272 | 0.00477272 | | (85.86) | |
| | CONSERVATION TAX | May 21 | | | (2,692.53) | 0.00477272 | 0.00477272 | | (14.46) | |
| | EMERGENCY SCHOOL TAX | May 21 | | | (44,639.33) | 0.00477272 | 0.00477272 | | (239.69) | |
| | SEVERANCE TAX | May 21 | | | (53,142.06) | 0.00477272 | 0.00477272 | | (285.34) | |
| | | | | | | | Total OIL | 120.24 | 6,981.20 | |
| | | | | | | | Total Property | | 8,094.70 | |
| Property: | 72186000 | CREEDENCE 21/16 W1FC ST COM 3H NM 015 | | | | | | | | |
| GAS | | | | | | | | | | |
| | WORKING INTEREST | May 21 | 1.0000 | 0.00 | (417.51) | 0.00477272 | 0.00639506 | 0.00 | (2.67) | |
| | AD VALOREM TAX | May 21 | | | 0.00 | 0.00477272 | 0.00639506 | | 0.00 | |
| | | | | | | | Total GAS | 0.00 | (2.67) | |
| GAS WELL GAS | | | | | | | | | | |
| | WORKING INTEREST | May 21 | 1.3400 | 54,575.61 | 4.50 | 245,469.94 | 0.00477272 | 0.00477272 | 260.47 | 1,171.56 |
| | AD VALOREM TAX | May 21 | | | | (2,462.12) | 0.00477272 | 0.00477272 | | (13.22) |
| | CONSERVATION TAX | May 21 | | | | (414.57) | 0.00477272 | 0.00477272 | | (2.23) |
| | EMERGENCY SCHOOL TAX | May 21 | | | | (8,727.82) | 0.00477272 | 0.00477272 | | (46.87) |
| | SEVERANCE TAX | May 21 | | | | (8,182.33) | 0.00477272 | 0.00477272 | | (43.94) |
| | | | | | | | Total GAS WELL GAS | 260.47 | 1,065.30 | |
| OIL | | | | | | | | | | |
| | WORKING INTEREST | May 21 | | 0.00 | (341.14) | 0.00477272 | 0.00639034 | 0.00 | (2.18) | |
| | AD VALOREM TAX | May 21 | | | 0.00 | 0.00477272 | 0.00639034 | | 0.00 | |
| | WORKING INTEREST | May 21 | | 22,742.99 | 63.28 | 1,439,281.02 | 0.00477272 | 0.00477272 | 108.55 | 6,869.28 |
| | AD VALOREM TAX | May 21 | | | | (14,436.31) | 0.00477272 | 0.00477272 | | (77.52) |
| | CONSERVATION TAX | May 21 | | | | (2,430.79) | 0.00477272 | 0.00477272 | | (13.05) |
| | EMERGENCY SCHOOL TAX | May 21 | | | | (40,299.87) | 0.00477272 | 0.00477272 | | (216.36) |
| | SEVERANCE TAX | May 21 | | | | (47,976.03) | 0.00477272 | 0.00477272 | | (257.60) |
| | | | | | | | Total OIL | 108.55 | 6,302.55 | |
| | | | | | | | Total Property | | 7,365.18 | |
| Property: | 72310000 | IBEX 15/10 B1PA FED COM 2H NM 025 | | | | | | | | |
| GAS | | | | | | | | | | |
| | WORKING INTEREST | May 21 | 1.0000 | 0.00 | (281.50) | 0.00040427 | 0.00053286 | 0.00 | (0.15) | |
| | AD VALOREM TAX | May 21 | | | 0.00 | 0.00040427 | 0.00053286 | | 0.00 | |
| | WORKING INTEREST | May 21 | 1.0000 | 0.00 | (5,882.26) | 0.00053902 | 0.00053891 | 0.00 | (3.17) | |
| | PRODUCTION TAX | May 21 | | | 558.16 | 0.00053902 | 0.00053891 | | 0.30 | |
| | | | | | | | Total GAS | 0.00 | (3.02) | |

Represented Unit of Measure: Gas = MCFs, Plant Products = GALs, Oil = BBLs

www.energylink.com

Generated on Tuesday, November 2, 2021 1:09 PM

Page 13 of 14

© 2021 Enverus. All rights reserved. Unauthorized use prohibited.

091

092

Check Number 1175265

Owner 035904 SIANA OIL & GAS CO, LLC

Operator MEWBOURNE OIL COMPANY

| | Type | Production Date | Property Values | | | | Owner Share | | | |
|--------------|----------------------|-----------------|-----------------|-----------|-------|--------------|--------------------|-----------------------|--------|---------|
| | | | BTU | Volume | Price | Value | Owner Interest | Distribution Interest | Volume | Value |
| GAS WELL GAS | | | | | | | | | | |
| | WORKING INTEREST | May 21 | 1.2200 | 36,596.73 | 2.68 | 97,970.75 | 0.00040427 | 0.00040430 | 14.80 | 39.61 |
| | AD VALOREM TAX | May 21 | | | | (1,327.79) | 0.00040427 | 0.00040430 | | (0.61) |
| | CONSERVATION TAX | May 21 | | | | (162.88) | 0.00040427 | 0.00040430 | | (0.08) |
| | EMERGENCY SCHOOL TAX | May 21 | | | | (3,428.98) | 0.00040427 | 0.00040430 | | (1.58) |
| | SEVERANCE TAX | May 21 | | | | (3,214.67) | 0.00040427 | 0.00040430 | | (1.49) |
| | | | | | | | Total GAS WELL GAS | | 14.80 | 35.85 |
| OIL | | | | | | | | | | |
| | WORKING INTEREST | May 21 | | 0.00 | | (282.10) | 0.00040427 | 0.00054776 | 0.00 | (0.16) |
| | AD VALOREM TAX | May 21 | | | | 0.00 | 0.00040427 | 0.00054776 | | 0.00 |
| | WORKING INTEREST | May 21 | | 19,473.37 | 63.63 | 1,238,115.85 | 0.00040427 | 0.00040427 | 7.87 | 500.94 |
| | AD VALOREM TAX | May 21 | | | | (16,793.58) | 0.00040427 | 0.00040427 | | (7.76) |
| | CONSERVATION TAX | May 21 | | | | (2,060.03) | 0.00040427 | 0.00040427 | | (0.95) |
| | EMERGENCY SCHOOL TAX | May 21 | | | | (34,153.13) | 0.00040427 | 0.00040427 | | (15.78) |
| | SEVERANCE TAX | May 21 | | | | (40,658.49) | 0.00040427 | 0.00040427 | | (18.79) |
| | | | | | | | Total OIL | | 7.87 | 457.50 |
| | | | | | | | Total Property | | | 490.33 |

| | Owner Gross Value | Owner Deductions | Owner Taxes | Non Revenue Deductions | Owner Net Value |
|--------------------|-------------------|------------------|-------------|------------------------|-----------------|
| Check Total | 135,003.73 | | (11,622.64) | | 123,381.09 |

Represented Unit of Measure: Gas = MCFs, Plant Products = GALs, Oil = BBLs

www.enervylink.com

Generated on Tuesday, November 2, 2021 1:09 PM

Page 14 of 14

© 2021 Enervus. All rights reserved. Unauthorized use prohibited.

092

093



Revenue Statement

Owner

035904
UNITED STATES TREASURY
TOM M RAGSDALE-4967-1040-201612-LEVY PRO
8701 S GESSNER MAIL STOP-5433-HAL
HOUSTON, TX 77074-2944

Operator

MEWBOURNE OIL COMPANY
P O BOX 7698
TYLER, TX 75711-7698
(903) 561-2900
ownerrelations@mewbourne.com

Check

Check Number 1181494
Check Amount 155,832.95
Check Date August 15, 2021

Copyright Notice

© 2021 Enverus. All rights reserved. Unauthorized use prohibited.

Data, reports, user interface, software and other content which is accessed by users through EnergyLink constitutes copyright protected content owned by Enverus. Any unauthorized copying, scraping, downloading, retransmission, redistribution, reproduction, republishing or other duplication or modification of copyright protected content is a violation of Canadian and US federal copyright laws and may be subject to legal action. Other than PDF copies for use in an unmodified format by authorized users, no one has permission to copy, scrape, download, retransmit, redistribute, reproduce, republish, duplicate, modify or make public for commercial use this copyright protected content, in any form, without the express written permission of Enverus.

| | | Type | Production Date | Property Values | | | | Owner Share | | | |
|-----------|----------|-------------------------------------|-----------------|-----------------|----------|-------|------------|----------------|-----------------------|--------|-----------|
| | | | | BTU | Volume | Price | Value | Owner Interest | Distribution Interest | Volume | Value |
| Property: | 82390000 | PRONGHORN 15 B3BO FED COM 1H NM 025 | | | | | | | | | |
| GAS | | | | | | | | | | | |
| | | WORKING INTEREST | Jun 21 | 1.0000 | 0.00 | | (6.88) | 0.05402784 | 0.06831395 | 0.00 | (0.47) |
| | | AD VALOREM TAX | Jun 21 | | | | 0.00 | 0.05402784 | 0.06831395 | | 0.00 |
| | | WORKING INTEREST | Nov 18 | 1.0000 | 0.00 | | (1,880.93) | 0.06837475 | 0.06837575 | 0.00 | (128.61) |
| | | PRODUCTION TAX | Nov 18 | | | | 180.75 | 0.06837475 | 0.06837575 | | 12.36 |
| | | WORKING INTEREST | Dec 18 | 1.0000 | 0.00 | | (2,581.70) | 0.06837475 | 0.06837355 | 0.00 | (176.52) |
| | | PRODUCTION TAX | Dec 18 | | | | 248.09 | 0.06837475 | 0.06837355 | | 16.97 |
| | | WORKING INTEREST | Jan 19 | 1.0000 | 0.00 | | (1,381.44) | 0.06837475 | 0.06837792 | 0.00 | (94.46) |
| | | PRODUCTION TAX | Jan 19 | | | | 132.75 | 0.06837475 | 0.06837792 | | 9.08 |
| | | WORKING INTEREST | Feb 19 | 1.0000 | 0.00 | | (773.13) | 0.06837475 | 0.06838436 | 0.00 | (52.87) |
| | | PRODUCTION TAX | Feb 19 | | | | 74.30 | 0.06837475 | 0.06838436 | | 5.08 |
| | | WORKING INTEREST | Jun 21 | 1.0000 | 0.00 | | (76.56) | 0.06837475 | 0.06844305 | 0.00 | (5.24) |
| | | PRODUCTION TAX | Jun 21 | | | | 7.26 | 0.06837475 | 0.06844305 | | 0.50 |
| | | WORKING INTEREST | Jun 21 | 1.2900 | 916.99 | 4.45 | 4,083.28 | 0.05402784 | 0.05403254 | 49.58 | 220.63 |
| | | AD VALOREM TAX | Jun 21 | | | | (55.34) | 0.05402784 | 0.05403254 | | (3.44) |
| | | CONSERVATION TAX | Jun 21 | | | | (6.79) | 0.05402784 | 0.05403254 | | (0.43) |
| | | EMERGENCY SCHOOL TAX | Jun 21 | | | | (142.91) | 0.05402784 | 0.05403254 | | (8.85) |
| | | PRODUCTION TAX | Jun 21 | | | | 0.00 | 0.05402784 | 0.05403254 | | 0.00 |
| | | SEVERANCE TAX | Jun 21 | | | | (133.98) | 0.05402784 | 0.05403254 | | (8.30) |
| | | | | | | | | | Total GAS | 49.58 | (214.57) |
| OIL | | | | | | | | | | | |
| | | WORKING INTEREST | Jun 21 | | 0.00 | | (43.29) | 0.05402784 | 0.06860707 | 0.00 | (2.97) |
| | | AD VALOREM TAX | Jun 21 | | | | 0.00 | 0.05402784 | 0.06860707 | | 0.00 |
| | | WORKING INTEREST | Jun 21 | | 2,886.15 | 69.91 | 201,761.51 | 0.05402784 | 0.05402790 | 155.95 | 10,900.75 |

Represented Unit of Measure: Gas = MCFs, Plant Products = GALs, Oil = SBLs

www.energylink.com

Generated on Tuesday, November 2, 2021 1:09 PM

Page 1 of 14

© 2021 Enverus. All rights reserved. Unauthorized use prohibited.

093

094

Check Number 1181494

Owner 035904 UNITED STATES TREASURY

Operator MEWBOURNE OIL COMPANY

| Type | Production Date | Property Values | | | | Owner Share | | | |
|----------------------|-----------------|-----------------|--------|-------|------------|----------------|-----------------------|--------|----------|
| | | BTU | Volume | Price | Value | Owner Interest | Distribution Interest | Volume | Value |
| AD VALOREM TAX | Jun 21 | | | | (2,734.45) | 0.05402784 | 0.05402790 | | (168.86) |
| CONSERVATION TAX | Jun 21 | | | | (335.43) | 0.05402784 | 0.05402790 | | (20.73) |
| EMERGENCY SCHOOL TAX | Jun 21 | | | | (5,561.05) | 0.05402784 | 0.05402790 | | (343.39) |
| PRODUCTION TAX | Jun 21 | | | | 0.00 | 0.05402784 | 0.05402790 | | 0.00 |
| SEVERANCE TAX | Jun 21 | | | | (6,620.30) | 0.05402784 | 0.05402790 | | (408.79) |
| Total OIL | | | | | | | | 155.95 | 9,958.01 |
| Total Property | | | | | | | | | 9,741.44 |

Property: 62381000

PRONGHORN 15 B3CN FED COM 1H NM 025

GAS

| | | | | | | | | | |
|----------------------|--------|--------|----------|------|------------|------------|------------|--------|----------|
| WORKING INTEREST | Jun 21 | 1.0000 | 0.00 | | (38.74) | 0.05391420 | 0.06840475 | 0.00 | (2.65) |
| AD VALOREM TAX | Jun 21 | | | | 0.00 | 0.05391420 | 0.06840475 | | 0.00 |
| WORKING INTEREST | Nov 18 | 1.0000 | 0.00 | | (1,219.90) | 0.06837475 | 0.06837446 | 0.00 | (83.41) |
| PRODUCTION TAX | Nov 18 | | | | 117.23 | 0.06837475 | 0.06837446 | | 8.01 |
| WORKING INTEREST | Dec 18 | 1.0000 | 0.00 | | (1,328.09) | 0.06837475 | 0.06837639 | 0.00 | (90.81) |
| PRODUCTION TAX | Dec 18 | | | | 127.63 | 0.06837475 | 0.06837639 | | 9.72 |
| WORKING INTEREST | Jan 19 | 1.0000 | 0.00 | | (1,046.33) | 0.06837475 | 0.06837231 | 0.00 | (71.54) |
| PRODUCTION TAX | Jan 19 | | | | 100.55 | 0.06837475 | 0.06837231 | | 6.88 |
| WORKING INTEREST | Feb 19 | 1.0000 | 0.00 | | (677.43) | 0.06837475 | 0.06837607 | 0.00 | (46.32) |
| PRODUCTION TAX | Feb 19 | | | | 85.10 | 0.06837475 | 0.06837607 | | 4.45 |
| WORKING INTEREST | Jun 21 | 1.0000 | 0.00 | | (431.22) | 0.06837475 | 0.06838737 | 0.00 | (29.49) |
| PRODUCTION TAX | Jun 21 | | | | 40.92 | 0.06837475 | 0.06838737 | | 2.80 |
| WORKING INTEREST | Jun 21 | 1.2900 | 5,165.02 | 4.45 | 22,999.40 | 0.05391420 | 0.05391488 | 278.49 | 1,240.01 |
| AD VALOREM TAX | Jun 21 | | | | (311.71) | 0.05391420 | 0.05391488 | | (19.22) |
| CONSERVATION TAX | Jun 21 | | | | (38.24) | 0.05391420 | 0.05391488 | | (2.37) |
| EMERGENCY SCHOOL TAX | Jun 21 | | | | (804.98) | 0.05391420 | 0.05391488 | | (49.62) |
| SEVERANCE TAX | Jun 21 | | | | (754.67) | 0.05391420 | 0.05391488 | | (46.53) |
| Total GAS | | | | | | | | 278.49 | 828.91 |

OIL

| | | | | | | | | | |
|----------------------|--------|--|----------|-------|------------|------------|------------|--------|-----------|
| WORKING INTEREST | Jun 21 | | 0.00 | | (49.54) | 0.05391420 | 0.06842955 | 0.00 | (3.39) |
| AD VALOREM TAX | Jun 21 | | | | 0.00 | 0.05391420 | 0.06842955 | | 0.00 |
| WORKING INTEREST | Jun 21 | | 3,302.94 | 69.91 | 230,897.96 | 0.05391420 | 0.05391421 | 178.10 | 12,448.68 |
| AD VALOREM TAX | Jun 21 | | | | (3,129.33) | 0.05391420 | 0.05391421 | | (192.84) |
| CONSERVATION TAX | Jun 21 | | | | (383.87) | 0.05391420 | 0.05391421 | | (23.67) |
| EMERGENCY SCHOOL TAX | Jun 21 | | | | (6,364.12) | 0.05391420 | 0.05391421 | | (392.13) |
| SEVERANCE TAX | Jun 21 | | | | (7,576.34) | 0.05391420 | 0.05391421 | | (466.82) |
| Total OIL | | | | | | | | 178.10 | 11,369.83 |
| Total Property | | | | | | | | | 12,188.74 |

Property: 62392000

PRONGHORN 15 B3DM FED COM 1H NM 025

GAS

| | | | | | | | | | |
|------------------|--------|--------|------|--|---------|------------|------------|------|--------|
| WORKING INTEREST | Jun 21 | 1.0000 | 0.00 | | (27.72) | 0.05328145 | 0.06926407 | 0.00 | (1.92) |
| AD VALOREM TAX | Jun 21 | | | | 0.00 | 0.05328145 | 0.06926407 | | 0.00 |

Represented Unit of Measure: Gas = MCFs, Plant Products = GALs, Oil = BBLs

www.energylink.com

Generated on Tuesday, November 2, 2021 1:09 PM

Page 2 of 14

© 2021 Enverus. All rights reserved. Unauthorized use prohibited.

094

095

Check Number 1181494

Owner 035904 UNITED STATES TREASURY

Operator MEWBOURNE OIL COMPANY

| Type | Production Date | Property Values | | | | Owner Share | | | |
|-----------------------|-----------------|-----------------|----------|-------|------------|----------------|-----------------------|---------------|-----------------|
| | | BTU | Volume | Price | Value | Owner Interest | Distribution Interest | Volume | Value |
| WORKING INTEREST | Nov 18 | 1.0000 | 0.00 | | (880.04) | 0.06837475 | 0.06837189 | 0.00 | (60.17) |
| PRODUCTION TAX | Nov 18 | | | | 84.57 | 0.06837475 | 0.06837189 | | 5.78 |
| WORKING INTEREST | Dec 18 | 1.0000 | 0.00 | | (1,262.71) | 0.06837475 | 0.06837675 | 0.00 | (86.34) |
| PRODUCTION TAX | Dec 18 | | | | 121.34 | 0.06837475 | 0.06837675 | | 8.30 |
| WORKING INTEREST | Jan 19 | 1.0000 | 0.00 | | (952.54) | 0.06837475 | 0.06837508 | 0.00 | (65.13) |
| PRODUCTION TAX | Jan 19 | | | | 91.54 | 0.06837475 | 0.06837508 | | 6.26 |
| WORKING INTEREST | Feb 19 | 1.0000 | 0.00 | | (772.92) | 0.06837475 | 0.06837706 | 0.00 | (52.85) |
| PRODUCTION TAX | Feb 19 | | | | 74.28 | 0.06837475 | 0.06837706 | | 5.08 |
| WORKING INTEREST | Jun 21 | 1.0000 | 0.00 | | (308.56) | 0.06837475 | 0.06838216 | 0.00 | (21.10) |
| PRODUCTION TAX | Jun 21 | | | | 29.28 | 0.06837475 | 0.06838216 | | 2.00 |
| WORKING INTEREST | Jun 21 | 1.2800 | 3,695.81 | 4.45 | 16,457.13 | 0.05328145 | 0.05328329 | 196.94 | 876.89 |
| AD VALOREM TAX | Jun 21 | | | | (223.04) | 0.05328145 | 0.05328329 | | (13.60) |
| CONSERVATION TAX | Jun 21 | | | | (27.36) | 0.05328145 | 0.05328329 | | (1.69) |
| EMERGENCY SCHOOL TAX | Jun 21 | | | | (576.00) | 0.05328145 | 0.05328329 | | (35.10) |
| SEVERANCE TAX | Jun 21 | | | | (540.00) | 0.05328145 | 0.05328329 | | (32.91) |
| Total GAS | | | | | | | | 196.94 | 533.50 |
| OIL | | | | | | | | | |
| WORKING INTEREST | Jun 21 | | 0.00 | | (31.75) | 0.05328145 | 0.06897638 | 0.00 | (2.19) |
| AD VALOREM TAX | Jun 21 | | | | 0.00 | 0.05328145 | 0.06897638 | | 0.00 |
| WORKING INTEREST | Jun 21 | | 2,116.67 | 69.91 | 147,969.63 | 0.05328145 | 0.05328134 | 112.81 | 7,884.02 |
| AD VALOREM TAX | Jun 21 | | | | (2,005.41) | 0.05328145 | 0.05328134 | | (122.15) |
| CONSERVATION TAX | Jun 21 | | | | (246.00) | 0.05328145 | 0.05328134 | | (16.01) |
| EMERGENCY SCHOOL TAX | Jun 21 | | | | (4,078.41) | 0.05328145 | 0.05328134 | | (248.38) |
| SEVERANCE TAX | Jun 21 | | | | (4,855.25) | 0.05328145 | 0.05328134 | | (295.68) |
| Total OIL | | | | | | | | 112.81 | 7,200.61 |
| Total Property | | | | | | | | | 7,734.11 |

Property: 62774000

IBEX 10 B3MD FED COM 1H NM 025

GAS

| | | | | | | | | | |
|------------------|--------|--------|------|--|------------|------------|------------|------|----------|
| WORKING INTEREST | Jun 21 | 1.0000 | 0.00 | | (15.30) | 0.04291353 | 0.05424837 | 0.00 | (0.83) |
| AD VALOREM TAX | Jun 21 | | | | 0.00 | 0.04291353 | 0.05424837 | | 0.00 |
| WORKING INTEREST | Jun 21 | 1.0000 | 0.00 | | (15.30) | 0.00063359 | 0.00065359 | 0.00 | (0.01) |
| AD VALOREM TAX | Jun 21 | | | | 0.00 | 0.00063359 | 0.00065359 | | 0.00 |
| WORKING INTEREST | Jan 19 | 1.0000 | 0.00 | | (1,795.14) | 0.05190886 | 0.05190682 | 0.00 | (93.18) |
| PRODUCTION TAX | Jan 19 | | | | 172.51 | 0.05190886 | 0.05190682 | | 8.96 |
| WORKING INTEREST | Jan 19 | 1.0000 | 0.00 | | (1,795.14) | 0.00084478 | 0.00084673 | 0.00 | (1.52) |
| PRODUCTION TAX | Jan 19 | | | | 172.51 | 0.00084478 | 0.00084673 | | 0.15 |
| WORKING INTEREST | Feb 19 | 1.0000 | 0.00 | | (2,007.72) | 0.05190886 | 0.05190963 | 0.00 | (104.22) |
| PRODUCTION TAX | Feb 19 | | | | 192.94 | 0.05190886 | 0.05190963 | | 10.02 |
| WORKING INTEREST | Feb 19 | 1.0000 | 0.00 | | (2,007.72) | 0.00084478 | 0.00084673 | 0.00 | (1.70) |
| PRODUCTION TAX | Feb 19 | | | | 192.94 | 0.00084478 | 0.00084673 | | 0.16 |
| WORKING INTEREST | Jun 21 | 1.0000 | 0.00 | | (170.35) | 0.05190886 | 0.05189316 | 0.00 | (8.84) |
| PRODUCTION TAX | Jun 21 | | | | 16.16 | 0.05190886 | 0.05189316 | | 0.84 |
| WORKING INTEREST | Jun 21 | 1.0000 | 0.00 | | (170.35) | 0.00084478 | 0.00082184 | 0.00 | (0.14) |

Represented Unit of Measure: Gas = MCFs, Plant Products = GALs, Oil = BBLs

www.energylink.com

Generated on Tuesday, November 2, 2021 1:09 PM

Page 3 of 14

© 2021 Enverus. All rights reserved. Unauthorized use prohibited.

095

096

Check Number 1181494

Owner 035904 UNITED STATES TREASURY

Operator MEWBOURNE OIL COMPANY

| Type | Production Date | Property Values | | | | Owner Share | | | |
|----------------------|-----------------|-----------------|----------|-------|------------|----------------|-----------------------|--------|-----------|
| | | BTU | Volume | Price | Value | Owner Interest | Distribution Interest | Volume | Value |
| PRODUCTION TAX | Jun 21 | | | | 16.16 | 0.00084478 | 0.00082184 | | 0.01 |
| WORKING INTEREST | Jun 21 | 1.2900 | 2,040.47 | 4.45 | 9,086.04 | 0.04291353 | 0.04291639 | 87.58 | 389.84 |
| AD VALOREM TAX | Jun 21 | | | | (123.14) | 0.04291353 | 0.04291639 | | (6.07) |
| CONSERVATION TAX | Jun 21 | | | | (15.11) | 0.04291353 | 0.04291639 | | (0.76) |
| EMERGENCY SCHOOL TAX | Jun 21 | | | | (318.01) | 0.04291353 | 0.04291639 | | (15.62) |
| SEVERANCE TAX | Jun 21 | | | | (298.14) | 0.04291353 | 0.04291639 | | (14.65) |
| WORKING INTEREST | Jun 21 | 1.2900 | 2,040.47 | 4.45 | 9,086.04 | 0.00063359 | 0.00063394 | 1.29 | 5.76 |
| AD VALOREM TAX | Jun 21 | | | | (123.14) | 0.00063359 | 0.00063394 | | (0.09) |
| CONSERVATION TAX | Jun 21 | | | | (15.11) | 0.00063359 | 0.00063394 | | (0.01) |
| EMERGENCY SCHOOL TAX | Jun 21 | | | | (318.01) | 0.00063359 | 0.00063394 | | (0.23) |
| SEVERANCE TAX | Jun 21 | | | | (298.14) | 0.00063359 | 0.00063394 | | (0.22) |
| Total GAS | | | | | | | | 88.87 | 167.75 |
| OIL | | | | | | | | | |
| WORKING INTEREST | Jun 21 | | 0.00 | | (58.96) | 0.04291353 | 0.05461330 | 0.00 | (3.22) |
| AD VALOREM TAX | Jun 21 | | | | 0.00 | 0.04291353 | 0.05461330 | | 0.00 |
| WORKING INTEREST | Jun 21 | | 0.00 | | (58.96) | 0.00063359 | 0.00084803 | 0.00 | (0.05) |
| AD VALOREM TAX | Jun 21 | | | | 0.00 | 0.00063359 | 0.00084803 | | 0.00 |
| WORKING INTEREST | Jun 21 | | 3,930.74 | 69.91 | 274,785.45 | 0.04291353 | 0.04291359 | 168.71 | 11,792.03 |
| AD VALOREM TAX | Jun 21 | | | | (3,724.13) | 0.04291353 | 0.04291359 | | (182.67) |
| CONSERVATION TAX | Jun 21 | | | | (456.83) | 0.04291353 | 0.04291359 | | (22.43) |
| EMERGENCY SCHOOL TAX | Jun 21 | | | | (7,573.77) | 0.04291353 | 0.04291359 | | (371.45) |
| SEVERANCE TAX | Jun 21 | | | | (9,016.40) | 0.04291353 | 0.04291359 | | (442.23) |
| WORKING INTEREST | Jun 21 | | 3,930.74 | 69.91 | 274,785.45 | 0.00063359 | 0.00063359 | 2.49 | 174.10 |
| AD VALOREM TAX | Jun 21 | | | | (3,724.13) | 0.00063359 | 0.00063359 | | (2.70) |
| CONSERVATION TAX | Jun 21 | | | | (456.83) | 0.00063359 | 0.00063359 | | (0.33) |
| EMERGENCY SCHOOL TAX | Jun 21 | | | | (7,573.77) | 0.00063359 | 0.00063359 | | (5.48) |
| SEVERANCE TAX | Jun 21 | | | | (9,016.40) | 0.00063359 | 0.00063359 | | (6.53) |
| Total OIL | | | | | | | | 171.20 | 10,929.04 |
| Total Property | | | | | | | | | 11,096.79 |

Property: 62775000

IBEX 10 83NC FED COM 1H NM 025

GAS

| | | | | | | | | | |
|------------------|--------|--------|------|--|------------|------------|------------|------|---------|
| WORKING INTEREST | Jun 21 | 1.0000 | 0.00 | | (77.91) | 0.04291353 | 0.05442177 | 0.00 | (4.24) |
| AD VALOREM TAX | Jun 21 | | | | 0.00 | 0.04291353 | 0.05442177 | | 0.00 |
| WORKING INTEREST | Jun 21 | 1.0000 | 0.00 | | (77.91) | 0.00063359 | 0.00077012 | 0.00 | (0.06) |
| AD VALOREM TAX | Jun 21 | | | | 0.00 | 0.00063359 | 0.00077012 | | 0.00 |
| WORKING INTEREST | Nov 18 | 1.0000 | 0.00 | | (1,244.02) | 0.05190886 | 0.05191235 | 0.00 | (64.58) |
| PRODUCTION TAX | Nov 18 | | | | 119.55 | 0.05190886 | 0.05191235 | | 6.21 |
| WORKING INTEREST | Nov 18 | 1.0000 | 0.00 | | (1,244.02) | 0.00084478 | 0.00084404 | 0.00 | (1.05) |
| PRODUCTION TAX | Nov 18 | | | | 119.55 | 0.00084478 | 0.00084404 | | 0.10 |
| WORKING INTEREST | Dec 18 | 1.0000 | 0.00 | | (1,454.33) | 0.05190886 | 0.05190706 | 0.00 | (75.49) |
| PRODUCTION TAX | Dec 18 | | | | 139.76 | 0.05190886 | 0.05190706 | | 7.25 |
| WORKING INTEREST | Dec 18 | 1.0000 | 0.00 | | (1,454.33) | 0.00084478 | 0.00084575 | 0.00 | (1.23) |
| PRODUCTION TAX | Dec 18 | | | | 139.76 | 0.00084478 | 0.00084575 | | 0.12 |

Represented Unit of Measure: Gas = MCFs, Plant Products = GALs, Oil = BBLs

www.energylink.com

Generated on Tuesday, November 2, 2021 1:09 PM

Page 4 of 14

© 2021 Enverus. All rights reserved. Unauthorized use prohibited.

096

097

Check Number 1181494

Owner 035904 UNITED STATES TREASURY

Operator MEWBOURNE OIL COMPANY

| Type | Production Date | Property Values | | | | Owner Share | | | |
|----------------------|-----------------|-----------------|-----------|-------|------------|----------------|-----------------------|--------|-----------|
| | | BTU | Volume | Price | Value | Owner Interest | Distribution Interest | Volume | Value |
| WORKING INTEREST | Jan 19 | 1.0000 | 0.00 | | (1,003.19) | 0.05190886 | 0.05190442 | 0.00 | (52.07) |
| PRODUCTION TAX | Jan 19 | | | | 96.40 | 0.05190886 | 0.05190442 | | 5.00 |
| WORKING INTEREST | Jan 19 | 1.0000 | 0.00 | | (1,003.19) | 0.00084478 | 0.00084730 | 0.00 | (0.85) |
| PRODUCTION TAX | Jan 19 | | | | 96.40 | 0.00084478 | 0.00084730 | | 0.08 |
| WORKING INTEREST | Feb 19 | 1.0000 | 0.00 | | (771.32) | 0.05190886 | 0.05191101 | 0.00 | (40.04) |
| PRODUCTION TAX | Feb 19 | | | | 74.12 | 0.05190886 | 0.05191101 | | 3.85 |
| WORKING INTEREST | Feb 19 | 1.0000 | 0.00 | | (771.32) | 0.00084478 | 0.00084271 | 0.00 | (0.65) |
| PRODUCTION TAX | Feb 19 | | | | 74.12 | 0.00084478 | 0.00084271 | | 0.06 |
| WORKING INTEREST | Jun 21 | 1.0000 | 0.00 | | (867.33) | 0.05190886 | 0.05190643 | 0.00 | (45.02) |
| PRODUCTION TAX | Jun 21 | | | | 82.30 | 0.05190886 | 0.05190643 | | 4.27 |
| WORKING INTEREST | Jun 21 | 1.0000 | 0.00 | | (867.33) | 0.00084478 | 0.00084166 | 0.00 | (0.73) |
| PRODUCTION TAX | Jun 21 | | | | 82.30 | 0.00084478 | 0.00084166 | | 0.07 |
| WORKING INTEREST | Jun 21 | 1.2900 | 10,388.46 | 4.45 | 46,258.94 | 0.04291353 | 0.04291365 | 445.82 | 1,985.14 |
| AD VALOREM TAX | Jun 21 | | | | (626.94) | 0.04291353 | 0.04291365 | | (30.77) |
| CONSERVATION TAX | Jun 21 | | | | (76.91) | 0.04291353 | 0.04291365 | | (3.80) |
| EMERGENCY SCHOOL TAX | Jun 21 | | | | (1,619.06) | 0.04291353 | 0.04291365 | | (79.42) |
| SEVERANCE TAX | Jun 21 | | | | (1,517.87) | 0.04291353 | 0.04291365 | | (74.46) |
| WORKING INTEREST | Jun 21 | 1.2900 | 10,388.46 | 4.45 | 46,258.94 | 0.00063359 | 0.00063361 | 6.58 | 29.31 |
| AD VALOREM TAX | Jun 21 | | | | (626.94) | 0.00063359 | 0.00063361 | | (0.45) |
| CONSERVATION TAX | Jun 21 | | | | (76.91) | 0.00063359 | 0.00063361 | | (0.06) |
| EMERGENCY SCHOOL TAX | Jun 21 | | | | (1,619.06) | 0.00063359 | 0.00063361 | | (1.17) |
| SEVERANCE TAX | Jun 21 | | | | (1,517.87) | 0.00063359 | 0.00063361 | | (1.10) |
| Total GAS | | | | | | | | 452.40 | 1,664.22 |
| OIL | | | | | | | | | |
| WORKING INTEREST | Jun 21 | | 0.00 | | (50.06) | 0.04291353 | 0.05453456 | 0.00 | (2.73) |
| AD VALOREM TAX | Jun 21 | | | | 0.00 | 0.04291353 | 0.05453456 | | 0.00 |
| WORKING INTEREST | Jun 21 | | 0.00 | | (50.06) | 0.00063359 | 0.00079904 | 0.00 | (0.04) |
| AD VALOREM TAX | Jun 21 | | | | 0.00 | 0.00063359 | 0.00079904 | | 0.00 |
| WORKING INTEREST | Jun 21 | | 3,337.36 | 69.91 | 233,304.16 | 0.04291353 | 0.04291359 | 143.25 | 10,011.92 |
| AD VALOREM TAX | Jun 21 | | | | (3,161.94) | 0.04291353 | 0.04291359 | | (155.10) |
| CONSERVATION TAX | Jun 21 | | | | (387.87) | 0.04291353 | 0.04291359 | | (19.05) |
| EMERGENCY SCHOOL TAX | Jun 21 | | | | (6,430.45) | 0.04291353 | 0.04291359 | | (315.39) |
| SEVERANCE TAX | Jun 21 | | | | (7,655.29) | 0.04291353 | 0.04291359 | | (375.46) |
| WORKING INTEREST | Jun 21 | | 3,337.36 | 69.91 | 233,304.16 | 0.00063359 | 0.00063359 | 2.11 | 147.82 |
| AD VALOREM TAX | Jun 21 | | | | (3,161.94) | 0.00063359 | 0.00063359 | | (2.29) |
| CONSERVATION TAX | Jun 21 | | | | (387.87) | 0.00063359 | 0.00063359 | | (0.28) |
| EMERGENCY SCHOOL TAX | Jun 21 | | | | (6,430.45) | 0.00063359 | 0.00063359 | | (4.66) |
| SEVERANCE TAX | Jun 21 | | | | (7,655.29) | 0.00063359 | 0.00063359 | | (5.54) |
| Total OIL | | | | | | | | 145.36 | 9,279.20 |
| Total Property | | | | | | | | | 10,843.42 |

Property: 62776000

IBEX 10 B30B FED COM 1H NM 025

GAS

| | | | | | | | | | |
|------------------|--------|--------|------|--|------------|------------|------------|------|---------|
| WORKING INTEREST | Nov 18 | 1.0000 | 0.00 | | (2,652.39) | 0.03109320 | 0.03109271 | 0.00 | (82.47) |
|------------------|--------|--------|------|--|------------|------------|------------|------|---------|

Represented Unit of Measure: Gas = MCFs, Plant Products = GALs, Oil = BBLs

www.energylink.com

Generated on Tuesday, November 2, 2021 1:09 PM

Page 5 of 14

© 2021 Enverus. All rights reserved. Unauthorized use prohibited.

097

098

Check Number 1181484

Owner 035904 UNITED STATES TREASURY

Operator MEWBOURNE OIL COMPANY

| Type | Production Date | Property Values | | | | Owner Share | | | |
|---|-----------------|-----------------|----------|-------|------------|----------------|-----------------------|--------------|-----------------|
| | | BTU | Volume | Price | Value | Owner Interest | Distribution Interest | Volume | Value |
| PRODUCTION TAX | Nov 18 | | | | 254.89 | 0.03109320 | 0.03109271 | | 7.93 |
| WORKING INTEREST | Nov 18 | 1.0000 | 0.00 | | (2,652.39) | 0.00115751 | 0.00115745 | 0.00 | (3.07) |
| PRODUCTION TAX | Nov 18 | | | | 254.89 | 0.00115751 | 0.00115745 | | 0.30 |
| WORKING INTEREST | Dec 18 | 1.0000 | 0.00 | | (4,340.29) | 0.03109320 | 0.03109239 | 0.00 | (134.85) |
| PRODUCTION TAX | Dec 18 | | | | 417.09 | 0.03109320 | 0.03109239 | | 12.97 |
| WORKING INTEREST | Dec 18 | 1.0000 | 0.00 | | (4,340.29) | 0.00115751 | 0.00115660 | 0.00 | (5.02) |
| PRODUCTION TAX | Dec 18 | | | | 417.09 | 0.00115751 | 0.00115660 | | 0.48 |
| WORKING INTEREST | Jan 19 | 1.0000 | 0.00 | | (2,923.37) | 0.03109320 | 0.03109425 | 0.00 | (90.90) |
| PRODUCTION TAX | Jan 19 | | | | 280.93 | 0.03109320 | 0.03109425 | | 8.73 |
| WORKING INTEREST | Jan 19 | 1.0000 | 0.00 | | (2,923.37) | 0.00115751 | 0.00115620 | 0.00 | (3.38) |
| PRODUCTION TAX | Jan 19 | | | | 280.93 | 0.00115751 | 0.00115620 | | 0.33 |
| WORKING INTEREST | Feb 19 | 1.0000 | 0.00 | | (1,549.51) | 0.03109320 | 0.03109370 | 0.00 | (48.18) |
| PRODUCTION TAX | Feb 19 | | | | 148.90 | 0.03109320 | 0.03109370 | | 4.53 |
| WORKING INTEREST | Feb 19 | 1.0000 | 0.00 | | (1,549.51) | 0.00115751 | 0.00115520 | 0.00 | (1.79) |
| PRODUCTION TAX | Feb 19 | | | | 148.90 | 0.00115751 | 0.00115520 | | 0.17 |
| Total GAS | | | | | | | | 0.00 | (334.22) |
| OIL | | | | | | | | | |
| WORKING INTEREST | Jun 21 | | 0.00 | | (22.32) | 0.02576796 | 0.03360215 | 0.00 | (0.75) |
| AD VALOREM TAX | Jun 21 | | | | 0.00 | 0.02576796 | 0.03360215 | | 0.00 |
| WORKING INTEREST | Jun 21 | | 0.00 | | (22.32) | 0.00086814 | 0.00134409 | 0.00 | (0.03) |
| AD VALOREM TAX | Jun 21 | | | | 0.00 | 0.00086814 | 0.00134409 | | 0.00 |
| WORKING INTEREST | Jun 21 | | 1,487.76 | 69.91 | 104,004.54 | 0.02576796 | 0.02576820 | 38.37 | 2,680.01 |
| AD VALOREM TAX | Jun 21 | | | | (1,409.56) | 0.02576796 | 0.02576820 | | (41.54) |
| CONSERVATION TAX | Jun 21 | | | | (172.91) | 0.02576796 | 0.02576820 | | (5.11) |
| EMERGENCY SCHOOL TAX | Jun 21 | | | | (2,866.63) | 0.02576796 | 0.02576820 | | (84.45) |
| PRODUCTION TAX | Jun 21 | | | | 0.00 | 0.02576796 | 0.02576820 | | 0.00 |
| SEVERANCE TAX | Jun 21 | | | | (3,412.65) | 0.02576796 | 0.02576820 | | (100.53) |
| WORKING INTEREST | Jun 21 | | 1,487.76 | 69.91 | 104,004.54 | 0.00086814 | 0.00086814 | 1.29 | 90.29 |
| AD VALOREM TAX | Jun 21 | | | | (1,409.56) | 0.00086814 | 0.00086814 | | (1.40) |
| CONSERVATION TAX | Jun 21 | | | | (172.91) | 0.00086814 | 0.00086814 | | (0.17) |
| EMERGENCY SCHOOL TAX | Jun 21 | | | | (2,866.63) | 0.00086814 | 0.00086814 | | (2.85) |
| PRODUCTION TAX | Jun 21 | | | | 0.00 | 0.00086814 | 0.00086814 | | 0.00 |
| SEVERANCE TAX | Jun 21 | | | | (3,412.65) | 0.00086814 | 0.00086814 | | (3.39) |
| Total OIL | | | | | | | | 39.66 | 2,530.08 |
| Total Property | | | | | | | | | 2,195.88 |
| Property: 62908000 GAZELLE 22 B2MD FED COM 2H NM 025 | | | | | | | | | |
| GAS | | | | | | | | | |
| WORKING INTEREST | Jun 21 | 1.0000 | 0.00 | | (12.83) | 0.15501887 | 0.19953235 | 0.00 | (2.56) |
| AD VALOREM TAX | Jun 21 | | | | 0.00 | 0.15501887 | 0.19953235 | | 0.00 |
| WORKING INTEREST | Jun 21 | 1.0000 | 0.00 | | (12.83) | 0.00121401 | 0.00155885 | 0.00 | (0.02) |
| AD VALOREM TAX | Jun 21 | | | | 0.00 | 0.00121401 | 0.00155885 | | 0.00 |
| WORKING INTEREST | Nov 18 | 1.0000 | 0.00 | | (1,028.86) | 0.19549819 | 0.19549793 | 0.00 | (201.14) |
| PRODUCTION TAX | Nov 18 | | | | 98.87 | 0.19549819 | 0.19549793 | | 19.32 |

Represented Unit of Measure: Gas = MCFs, Plant Products = GALs, Oil = BBLs

www.enerqylink.com

Generated on Tuesday, November 2, 2021 1:09 PM

Page 6 of 14

© 2021 Enverus. All rights reserved. Unauthorized use prohibited.

098

099

Check Number 1181494

Owner 035904 UNITED STATES TREASURY

Operator MEWBOURNE OIL COMPANY

| Type | Production Date | Property Values | | | | Owner Share | | | |
|---------------------------|-----------------|-----------------|----------|-------|------------|----------------|-----------------------|---------------|-----------------|
| | | BTU | Volume | Price | Value | Owner Interest | Distribution Interest | Volume | Value |
| WORKING INTEREST | Nov 18 | 1.0000 | 0.00 | | (1,028.86) | 0.00149375 | 0.00149600 | 0.00 | (1.54) |
| PRODUCTION TAX | Nov 18 | | | | 98.87 | 0.00149375 | 0.00149600 | | 0.15 |
| WORKING INTEREST | Dec 18 | 1.0000 | 0.00 | | (696.42) | 0.19549819 | 0.19549864 | 0.00 | (136.15) |
| PRODUCTION TAX | Dec 18 | | | | 66.92 | 0.19549819 | 0.19549864 | | 13.07 |
| WORKING INTEREST | Dec 18 | 1.0000 | 0.00 | | (696.42) | 0.00149375 | 0.00149300 | 0.00 | (1.04) |
| PRODUCTION TAX | Dec 18 | | | | 66.92 | 0.00149375 | 0.00149300 | | 0.10 |
| WORKING INTEREST | Jan 19 | 1.0000 | 0.00 | | (613.81) | 0.19549819 | 0.19551653 | 0.00 | (120.01) |
| PRODUCTION TAX | Jan 19 | | | | 58.99 | 0.19549819 | 0.19551653 | | 11.53 |
| WORKING INTEREST | Jan 19 | 1.0000 | 0.00 | | (613.81) | 0.00149375 | 0.00149800 | 0.00 | (0.92) |
| PRODUCTION TAX | Jan 19 | | | | 58.99 | 0.00149375 | 0.00149800 | | 0.09 |
| WORKING INTEREST | Feb 19 | 1.0000 | 0.00 | | (417.02) | 0.19549819 | 0.19548223 | 0.00 | (61.52) |
| PRODUCTION TAX | Feb 19 | | | | 40.07 | 0.19549819 | 0.19548223 | | 7.84 |
| WORKING INTEREST | Feb 19 | 1.0000 | 0.00 | | (417.02) | 0.00149375 | 0.00148600 | 0.00 | (0.62) |
| PRODUCTION TAX | Feb 19 | | | | 40.07 | 0.00149375 | 0.00148600 | | 0.06 |
| WORKING INTEREST | Jun 21 | 1.0000 | 0.00 | | (68.29) | 0.19549819 | 0.19548982 | 0.00 | (13.35) |
| PRODUCTION TAX | Jun 21 | | | | 6.48 | 0.19549819 | 0.19548982 | | 1.27 |
| WORKING INTEREST | Jun 21 | 1.0000 | 0.00 | | (68.29) | 0.00149375 | 0.00146434 | 0.00 | (0.10) |
| PRODUCTION TAX | Jun 21 | | | | 6.48 | 0.00149375 | 0.00146434 | | 0.01 |
| Total GAS | | | | | | | | 0.00 | (505.53) |
| GAS WELL GAS | | | | | | | | | |
| WORKING INTEREST | Jun 21 | 1.2600 | 1,877.18 | 3.82 | 6,399.58 | 0.15501887 | 0.15502267 | 260.04 | 992.08 |
| AD VALOREM TAX | Jun 21 | | | | (86.73) | 0.15501887 | 0.15502267 | | (15.40) |
| CONSERVATION TAX | Jun 21 | | | | (10.64) | 0.15501887 | 0.15502267 | | (1.91) |
| EMERGENCY SCHOOL TAX | Jun 21 | | | | (223.99) | 0.15501887 | 0.15502267 | | (39.73) |
| SEVERANCE TAX | Jun 21 | | | | (209.99) | 0.15501887 | 0.15502267 | | (37.26) |
| WORKING INTEREST | Jun 21 | 1.2600 | 1,677.18 | 3.82 | 6,399.58 | 0.00121401 | 0.00121414 | 2.04 | 7.77 |
| AD VALOREM TAX | Jun 21 | | | | (86.73) | 0.00121401 | 0.00121414 | | (0.12) |
| CONSERVATION TAX | Jun 21 | | | | (10.64) | 0.00121401 | 0.00121414 | | (0.01) |
| EMERGENCY SCHOOL TAX | Jun 21 | | | | (223.99) | 0.00121401 | 0.00121414 | | (0.31) |
| SEVERANCE TAX | Jun 21 | | | | (209.99) | 0.00121401 | 0.00121414 | | (0.29) |
| Total GAS WELL GAS | | | | | | | | 262.08 | 904.83 |
| OIL | | | | | | | | | |
| WORKING INTEREST | Jun 21 | | 0.00 | | (42.40) | 0.15501887 | 0.19976415 | 0.00 | (8.47) |
| AD VALOREM TAX | Jun 21 | | | | 0.00 | 0.15501887 | 0.19976415 | | 0.00 |
| WORKING INTEREST | Jun 21 | | 0.00 | | (42.40) | 0.00121401 | 0.00165094 | 0.00 | (0.07) |
| AD VALOREM TAX | Jun 21 | | | | 0.00 | 0.00121401 | 0.00165094 | | 0.00 |
| WORKING INTEREST | Jun 21 | | 2,826.56 | 69.91 | 197,595.65 | 0.15501887 | 0.15501895 | 438.19 | 30,631.07 |
| AD VALOREM TAX | Jun 21 | | | | (2,677.99) | 0.15501887 | 0.15501895 | | (474.45) |
| CONSERVATION TAX | Jun 21 | | | | (328.50) | 0.15501887 | 0.15501895 | | (58.22) |
| EMERGENCY SCHOOL TAX | Jun 21 | | | | (5,446.23) | 0.15501887 | 0.15501895 | | (964.88) |
| SEVERANCE TAX | Jun 21 | | | | (6,483.61) | 0.15501887 | 0.15501895 | | (1,148.86) |
| WORKING INTEREST | Jun 21 | | 2,826.56 | 69.91 | 197,595.65 | 0.00121401 | 0.00121399 | 3.43 | 239.88 |
| AD VALOREM TAX | Jun 21 | | | | (2,677.99) | 0.00121401 | 0.00121399 | | (3.72) |
| CONSERVATION TAX | Jun 21 | | | | (328.50) | 0.00121401 | 0.00121399 | | (0.46) |

Represented Unit of Measure: Gas = MCFs, Plant Products = GALs, Oil = BBLs

www.energylink.com

Generated on Tuesday, November 2, 2021 1:09 PM

Page 7 of 14

© 2021 Enverus. All rights reserved. Unauthorized use prohibited.

099

100

Check Number 1181494

Owner 035904 UNITED STATES TREASURY

Operator MEWBOURNE OIL COMPANY

| Type | Production Date | Property Values | | | | Owner Share | | | |
|----------------------|-----------------|-----------------|--------|-------|------------|----------------|-----------------------|--------|-----------|
| | | BTU | Volume | Price | Value | Owner Interest | Distribution Interest | Volume | Value |
| EMERGENCY SCHOOL TAX | Jun 21 | | | | (5,448.23) | 0.00121401 | 0.00121399 | | (7.56) |
| SEVERANCE TAX | Jun 21 | | | | (6,483.61) | 0.00121401 | 0.00121399 | | (9.00) |
| Total OIL | | | | | | | | 441.62 | 28,195.46 |
| Total Property | | | | | | | | | 28,594.76 |

Property: 62907000

GAZELLE 22 B2NC FED COM 2H NM 025

GAS WELL GAS

| | | | | | | | | | |
|----------------------|--------|--------|-----------|------|------------|------------|------------|-------|---------|
| OVERRIDING ROYALTY | Jun 21 | 1.2600 | 10,033.58 | 3.82 | 38,264.78 | 0.00802318 | 0.00802329 | 80.50 | 307.17 |
| AD VALOREM TAX | Jun 21 | | | | (518.87) | 0.00802318 | 0.00802329 | | (4.76) |
| CONSERVATION TAX | Jun 21 | | | | (63.65) | 0.00802318 | 0.00802329 | | (0.59) |
| EMERGENCY SCHOOL TAX | Jun 21 | | | | (1,339.97) | 0.00802318 | 0.00802329 | | (12.29) |
| SEVERANCE TAX | Jun 21 | | | | (1,256.22) | 0.00802318 | 0.00802329 | | (11.52) |
| OVERRIDING ROYALTY | Jun 21 | 1.2600 | 10,033.58 | 3.82 | 38,264.78 | 0.00009432 | 0.00009534 | 0.88 | 3.85 |
| AD VALOREM TAX | Jun 21 | | | | (518.87) | 0.00009432 | 0.00009534 | | (0.02) |
| CONSERVATION TAX | Jun 21 | | | | (63.65) | 0.00009432 | 0.00009534 | | 0.00 |
| EMERGENCY SCHOOL TAX | Jun 21 | | | | (1,339.97) | 0.00009432 | 0.00009534 | | (0.13) |
| SEVERANCE TAX | Jun 21 | | | | (1,256.22) | 0.00009432 | 0.00009534 | | (0.10) |
| Total GAS WELL GAS | | | | | | | | 81.38 | 281.41 |

OIL

| | | | | | | | | | |
|----------------------|--------|--|----------|-------|-------------|------------|------------|-------|----------|
| OVERRIDING ROYALTY | Jun 21 | | 5,643.98 | 69.91 | 394,552.35 | 0.00802318 | 0.00802317 | 45.28 | 3,165.56 |
| AD VALOREM TAX | Jun 21 | | | | (5,347.32) | 0.00802318 | 0.00802317 | | (49.03) |
| CONSERVATION TAX | Jun 21 | | | | (655.94) | 0.00802318 | 0.00802317 | | (6.02) |
| EMERGENCY SCHOOL TAX | Jun 21 | | | | (10,874.85) | 0.00802318 | 0.00802317 | | (98.72) |
| SEVERANCE TAX | Jun 21 | | | | (12,946.25) | 0.00802318 | 0.00802317 | | (118.71) |
| OVERRIDING ROYALTY | Jun 21 | | 5,643.98 | 69.91 | 394,552.35 | 0.00009432 | 0.00009433 | 0.54 | 37.22 |
| AD VALOREM TAX | Jun 21 | | | | (5,347.32) | 0.00009432 | 0.00009433 | | (0.57) |
| CONSERVATION TAX | Jun 21 | | | | (655.94) | 0.00009432 | 0.00009433 | | (0.04) |
| EMERGENCY SCHOOL TAX | Jun 21 | | | | (10,874.85) | 0.00009432 | 0.00009433 | | (1.17) |
| SEVERANCE TAX | Jun 21 | | | | (12,946.25) | 0.00009432 | 0.00009433 | | (1.36) |
| Total OIL | | | | | | | | 45.82 | 2,926.16 |
| Total Property | | | | | | | | | 3,207.57 |

Property: 62915000

CREEDENCE 21/16 W0ED ST COM 2H NM 015

GAS

| | | | | | | | | | |
|------------------|--------|--------|------|--|----------|------------|------------|------|--------|
| WORKING INTEREST | Jun 21 | 1.0000 | 0.00 | | (271.35) | 0.00477272 | 0.00641238 | 0.00 | (1.74) |
| AD VALOREM TAX | Jun 21 | | | | 0.00 | 0.00477272 | 0.00641238 | | 0.00 |
| Total GAS | | | | | | | | 0.00 | (1.74) |

GAS WELL GAS

| | | | | | | | | | |
|----------------------|--------|--------|-----------|------|------------|------------|------------|--------|--------|
| WORKING INTEREST | May 20 | 1.3800 | 30,170.55 | 1.64 | 49,374.04 | 0.00477272 | 0.00477200 | 144.00 | 235.65 |
| AD VALOREM TAX | May 20 | | | | (495.63) | 0.00477272 | 0.00477200 | | (2.67) |
| CONSERVATION TAX | May 20 | | | | (83.39) | 0.00477272 | 0.00477200 | | (0.45) |
| EMERGENCY SCHOOL TAX | May 20 | | | | (1,755.52) | 0.00477272 | 0.00477200 | | (9.43) |
| SEVERANCE TAX | May 20 | | | | (1,645.80) | 0.00477272 | 0.00477200 | | (8.84) |

Represented Unit of Measure: Gas = MCFs, Plant Products = GALs, Oil = BBLs

www.envergylink.com

Generated on Tuesday, November 2, 2021 1:09 PM

Page 8 of 14

© 2021 Enverus. All rights reserved. Unauthorized use prohibited.

100

101

Check Number 1181494

Owner 035904 UNITED STATES TREASURY

Operator MEWBOURNE OIL COMPANY

| Type | Production Date | Property Values | | | | Owner Share | | | |
|----------------------|-----------------|-----------------|-------------|-------|--------------|----------------|-----------------------|----------|----------|
| | | BTU | Volume | Price | Value | Owner Interest | Distribution Interest | Volume | Value |
| WORKING INTEREST | May 20 | 1.3800 | (30,170.55) | 1.61 | (48,427.48) | 0.00477272 | 0.00477200 | (144.00) | (231.13) |
| AD VALOREM TAX | May 20 | | | | 486.13 | 0.00477272 | 0.00477200 | | 2.82 |
| CONSERVATION TAX | May 20 | | | | 81.79 | 0.00477272 | 0.00477200 | | 0.44 |
| EMERGENCY SCHOOL TAX | May 20 | | | | 1,721.87 | 0.00477272 | 0.00477200 | | 9.25 |
| SEVERANCE TAX | May 20 | | | | 1,614.25 | 0.00477272 | 0.00477200 | | 8.67 |
| WORKING INTEREST | Jun 21 | 1.3400 | 35,469.30 | 5.38 | 190,868.22 | 0.00477272 | 0.00477274 | 169.29 | 910.01 |
| AD VALOREM TAX | Jun 21 | | | | (1,912.44) | 0.00477272 | 0.00477274 | | (10.27) |
| CONSERVATION TAX | Jun 21 | | | | (322.02) | 0.00477272 | 0.00477274 | | (1.73) |
| EMERGENCY SCHOOL TAX | Jun 21 | | | | (6,779.31) | 0.00477272 | 0.00477274 | | (36.40) |
| SEVERANCE TAX | Jun 21 | | | | (6,355.61) | 0.00477272 | 0.00477274 | | (34.13) |
| WORKING INTEREST | Jun 20 | 1.3400 | 57,266.35 | 1.53 | 87,340.35 | 0.00477272 | 0.00477200 | 273.32 | 416.85 |
| AD VALOREM TAX | Jun 20 | | | | (876.74) | 0.00477272 | 0.00477200 | | (4.71) |
| CONSERVATION TAX | Jun 20 | | | | (147.51) | 0.00477272 | 0.00477200 | | (0.80) |
| EMERGENCY SCHOOL TAX | Jun 20 | | | | (3,105.43) | 0.00477272 | 0.00477200 | | (16.68) |
| SEVERANCE TAX | Jun 20 | | | | (2,911.35) | 0.00477272 | 0.00477200 | | (15.63) |
| WORKING INTEREST | Jun 20 | 1.3400 | (57,266.35) | 1.49 | (85,182.39) | 0.00477272 | 0.00477200 | (273.32) | (406.55) |
| AD VALOREM TAX | Jun 20 | | | | 855.08 | 0.00477272 | 0.00477200 | | 4.60 |
| CONSERVATION TAX | Jun 20 | | | | 143.86 | 0.00477272 | 0.00477200 | | 0.78 |
| EMERGENCY SCHOOL TAX | Jun 20 | | | | 3,028.71 | 0.00477272 | 0.00477200 | | 16.27 |
| SEVERANCE TAX | Jun 20 | | | | 2,839.41 | 0.00477272 | 0.00477200 | | 15.25 |
| Total GAS WELL GAS | | | | | | | | 169.29 | 840.97 |
| OIL | | | | | | | | | |
| WORKING INTEREST | Jun 21 | | 0.00 | | (220.37) | 0.00477272 | 0.00639833 | 0.00 | (1.41) |
| AD VALOREM TAX | Jun 21 | | | | 0.00 | 0.00477272 | 0.00639833 | | 0.00 |
| WORKING INTEREST | Jun 21 | | 14,691.10 | 69.51 | 1,021,115.19 | 0.00477272 | 0.00477272 | 70.12 | 4,873.50 |
| AD VALOREM TAX | Jun 21 | | | | (10,242.01) | 0.00477272 | 0.00477272 | | (55.00) |
| CONSERVATION TAX | Jun 21 | | | | (1,724.55) | 0.00477272 | 0.00477272 | | (9.26) |
| EMERGENCY SCHOOL TAX | Jun 21 | | | | (28,591.23) | 0.00477272 | 0.00477272 | | (153.52) |
| SEVERANCE TAX | Jun 21 | | | | (34,037.17) | 0.00477272 | 0.00477272 | | (182.76) |
| Total OIL | | | | | | | | 70.12 | 4,471.55 |
| Total Property | | | | | | | | | 5,310.78 |

Property: 62916000

CREEDENCE 21/16 W1ED ST COM 1H NM 015

GAS

| | | | | | | | | | |
|------------------|--------|--------|------|--|----------|------------|------------|------|--------|
| WORKING INTEREST | Jun 21 | 1.0000 | 0.00 | | (159.54) | 0.00477272 | 0.00639338 | 0.00 | (1.02) |
| AD VALOREM TAX | Jun 21 | | | | 0.00 | 0.00477272 | 0.00639338 | | 0.00 |
| Total GAS | | | | | | | | 0.00 | (1.02) |

GAS WELL GAS

| | | | | | | | | | |
|----------------------|--------|--------|-----------|------|------------|------------|------------|--------|---------|
| WORKING INTEREST | Jun 21 | 1.3400 | 20,854.61 | 5.38 | 112,105.72 | 0.00477272 | 0.00477273 | 99.53 | 535.05 |
| AD VALOREM TAX | Jun 21 | | | | (1,124.45) | 0.00477272 | 0.00477273 | | (6.04) |
| CONSERVATION TAX | Jun 21 | | | | (189.33) | 0.00477272 | 0.00477273 | | (1.02) |
| EMERGENCY SCHOOL TAX | Jun 21 | | | | (3,985.98) | 0.00477272 | 0.00477273 | | (21.41) |
| SEVERANCE TAX | Jun 21 | | | | (3,736.86) | 0.00477272 | 0.00477273 | | (20.07) |
| WORKING INTEREST | May 20 | 1.3800 | 31,166.79 | 1.64 | 51,004.39 | 0.00477272 | 0.00477200 | 148.75 | 243.43 |

Represented Unit of Measure: Gas = MCFs, Plant Products = GALS, Oil = BBLs

www.energylink.com

Generated on Tuesday, November 2, 2021 1:09 PM

Page 9 of 14

© 2021 Enverus. All rights reserved. Unauthorized use prohibited.

101

102

Check Number 1181494

Owner 035904 UNITED STATES TREASURY

Operator MEWBOURNE OIL COMPANY

| Type | Production Date | Property Values | | | | Owner Share | | | |
|----------------------|-----------------|-----------------|-------------|-------|-------------|----------------|-----------------------|----------|----------|
| | | BTU | Volume | Price | Value | Owner Interest | Distribution Interest | Volume | Value |
| AD VALOREM TAX | May 20 | | | | (511.99) | 0.00477272 | 0.00477200 | | (2.75) |
| CONSERVATION TAX | May 20 | | | | (86.14) | 0.00477272 | 0.00477200 | | (0.47) |
| EMERGENCY SCHOOL TAX | May 20 | | | | (1,813.49) | 0.00477272 | 0.00477200 | | (9.74) |
| SEVERANCE TAX | May 20 | | | | (1,700.15) | 0.00477272 | 0.00477200 | | (9.13) |
| WORKING INTEREST | May 20 | 1.3800 | (31,166.79) | 1.61 | (50,026.57) | 0.00477272 | 0.00477200 | (148.75) | (238.76) |
| AD VALOREM TAX | May 20 | | | | 502.18 | 0.00477272 | 0.00477200 | | 2.70 |
| CONSERVATION TAX | May 20 | | | | 84.49 | 0.00477272 | 0.00477200 | | 0.46 |
| EMERGENCY SCHOOL TAX | May 20 | | | | 1,778.72 | 0.00477272 | 0.00477200 | | 9.55 |
| SEVERANCE TAX | May 20 | | | | 1,667.55 | 0.00477272 | 0.00477200 | | 8.96 |
| WORKING INTEREST | Jun 20 | 1.3400 | 63,323.82 | 1.53 | 96,578.97 | 0.00477272 | 0.00477200 | 302.23 | 460.95 |
| AD VALOREM TAX | Jun 20 | | | | (969.48) | 0.00477272 | 0.00477200 | | (5.21) |
| CONSERVATION TAX | Jun 20 | | | | (163.11) | 0.00477272 | 0.00477200 | | (0.88) |
| EMERGENCY SCHOOL TAX | Jun 20 | | | | (3,433.92) | 0.00477272 | 0.00477200 | | (18.44) |
| SEVERANCE TAX | Jun 20 | | | | (3,219.30) | 0.00477272 | 0.00477200 | | (17.29) |
| WORKING INTEREST | Jun 20 | 1.3400 | (63,323.82) | 1.49 | (94,192.74) | 0.00477272 | 0.00477200 | (302.23) | (449.56) |
| AD VALOREM TAX | Jun 20 | | | | 945.53 | 0.00477272 | 0.00477200 | | 5.08 |
| CONSERVATION TAX | Jun 20 | | | | 159.08 | 0.00477272 | 0.00477200 | | 0.86 |
| EMERGENCY SCHOOL TAX | Jun 20 | | | | 3,349.08 | 0.00477272 | 0.00477200 | | 17.98 |
| SEVERANCE TAX | Jun 20 | | | | 3,139.76 | 0.00477272 | 0.00477200 | | 16.86 |
| Total GAS WELL GAS | | | | | | | | 99.53 | 501.11 |
| OIL | | | | | | | | | |
| WORKING INTEREST | Jun 21 | | 0.00 | | (181.36) | 0.00477272 | 0.00639612 | 0.00 | (1.16) |
| AD VALOREM TAX | Jun 21 | | | | 0.00 | 0.00477272 | 0.00639612 | | 0.00 |
| WORKING INTEREST | Jun 21 | | 12,090.51 | 69.51 | 840,359.36 | 0.00477272 | 0.00477272 | 57.71 | 4,010.80 |
| AD VALOREM TAX | Jun 21 | | | | (8,428.99) | 0.00477272 | 0.00477272 | | (45.26) |
| CONSERVATION TAX | Jun 21 | | | | (1,419.27) | 0.00477272 | 0.00477272 | | (7.62) |
| EMERGENCY SCHOOL TAX | Jun 21 | | | | (23,530.06) | 0.00477272 | 0.00477272 | | (126.34) |
| SEVERANCE TAX | Jun 21 | | | | (28,011.98) | 0.00477272 | 0.00477272 | | (150.41) |
| Total OIL | | | | | | | | 57.71 | 3,680.01 |
| Total Property | | | | | | | | | 4,180.10 |

Property: 62958000

GAZELLE 22 B3MD FED COM 1H NM 025

GAS

| | | | | | | | | | |
|------------------|--------|--------|------|--|------------|------------|------------|------|----------|
| WORKING INTEREST | Jun 21 | 1.0000 | 0.00 | | (58.90) | 0.15501887 | 0.19983022 | 0.00 | (11.77) |
| AD VALOREM TAX | Jun 21 | | | | 0.00 | 0.15501887 | 0.19983022 | | 0.00 |
| WORKING INTEREST | Jun 21 | 1.0000 | 0.00 | | (58.90) | 0.00121401 | 0.00152801 | 0.00 | (0.09) |
| AD VALOREM TAX | Jun 21 | | | | 0.00 | 0.00121401 | 0.00152801 | | 0.00 |
| WORKING INTEREST | Nov 18 | 1.0000 | 0.00 | | (2,171.60) | 0.19549819 | 0.19550101 | 0.00 | (424.55) |
| PRODUCTION TAX | Nov 18 | | | | 208.68 | 0.19549819 | 0.19550101 | | 40.80 |
| WORKING INTEREST | Nov 18 | 1.0000 | 0.00 | | (2,171.60) | 0.00149375 | 0.00149100 | 0.00 | (3.24) |
| PRODUCTION TAX | Nov 18 | | | | 208.68 | 0.00149375 | 0.00149100 | | 0.31 |
| WORKING INTEREST | Dec 18 | 1.0000 | 0.00 | | (1,311.78) | 0.19549819 | 0.19549772 | 0.00 | (256.45) |
| PRODUCTION TAX | Dec 18 | | | | 126.06 | 0.19549819 | 0.19549772 | | 24.65 |
| WORKING INTEREST | Dec 18 | 1.0000 | 0.00 | | (1,311.78) | 0.00149375 | 0.00149400 | 0.00 | (1.96) |

Represented Unit of Measure: Gas = MCFs, Plant Products = GALs, Oil = BBLs

www.energylink.com

Generated on Tuesday, November 2, 2021 1:09 PM

Page 10 of 14

© 2021 Enverus. All rights reserved. Unauthorized use prohibited.

102

103

Check Number 1181494

Owner 035904 UNITED STATES TREASURY

Operator MEWBOURNE OIL COMPANY

| Type | Production Date | Property Values | | | | Owner Share | | | |
|---------------------------|-----------------|-----------------|----------|-------|------------|----------------|-----------------------|-----------------|------------------|
| | | BTU | Volume | Price | Value | Owner Interest | Distribution Interest | Volume | Value |
| PRODUCTION TAX | Dec 18 | | | | 126.06 | 0.00149375 | 0.00149400 | | 0.19 |
| WORKING INTEREST | Jan 19 | 1.0000 | 0.00 | | (955.29) | 0.19549819 | 0.19550084 | 0.00 | (186.76) |
| PRODUCTION TAX | Jan 19 | | | | 91.80 | 0.19549819 | 0.19550084 | | 17.95 |
| WORKING INTEREST | Jan 19 | 1.0000 | 0.00 | | (955.29) | 0.00149375 | 0.00149600 | 0.00 | (1.43) |
| PRODUCTION TAX | Jan 19 | | | | 91.80 | 0.00149375 | 0.00149600 | | 0.14 |
| WORKING INTEREST | Feb 19 | 1.0000 | 0.00 | | (575.27) | 0.19549819 | 0.19550820 | 0.00 | (112.47) |
| PRODUCTION TAX | Feb 19 | | | | 55.28 | 0.19549819 | 0.19550820 | | 10.81 |
| WORKING INTEREST | Feb 19 | 1.0000 | 0.00 | | (575.27) | 0.00149375 | 0.00149400 | 0.00 | (0.66) |
| PRODUCTION TAX | Feb 19 | | | | 55.28 | 0.00149375 | 0.00149400 | | 0.08 |
| WORKING INTEREST | Jun 21 | 1.0000 | 0.00 | | (313.49) | 0.19549819 | 0.19547673 | 0.00 | (61.28) |
| PRODUCTION TAX | Jun 21 | | | | 29.75 | 0.19549819 | 0.19547673 | | 5.82 |
| WORKING INTEREST | Jun 21 | 1.0000 | 0.00 | | (313.49) | 0.00149375 | 0.00149925 | 0.00 | (0.47) |
| PRODUCTION TAX | Jun 21 | | | | 29.75 | 0.00149375 | 0.00149925 | | 0.04 |
| Total GAS | | | | | | | | 0.00 | (960.54) |
| GAS WELL GAS | | | | | | | | | |
| WORKING INTEREST | Jun 21 | 1.2600 | 7,699.70 | 3.82 | 29,379.48 | 0.15501887 | 0.15501874 | 1,183.61 | 4,554.37 |
| AD VALOREM TAX | Jun 21 | | | | (398.18) | 0.15501887 | 0.15501874 | | (70.55) |
| CONSERVATION TAX | Jun 21 | | | | (48.84) | 0.15501887 | 0.15501874 | | (8.69) |
| EMERGENCY SCHOOL TAX | Jun 21 | | | | (1,028.28) | 0.15501887 | 0.15501874 | | (182.20) |
| SEVERANCE TAX | Jun 21 | | | | (964.01) | 0.15501887 | 0.15501874 | | (170.81) |
| WORKING INTEREST | Jun 21 | 1.2600 | 7,699.70 | 3.82 | 29,379.48 | 0.00121401 | 0.00121411 | 9.35 | 35.67 |
| AD VALOREM TAX | Jun 21 | | | | (398.18) | 0.00121401 | 0.00121411 | | (0.55) |
| CONSERVATION TAX | Jun 21 | | | | (48.84) | 0.00121401 | 0.00121411 | | (0.07) |
| EMERGENCY SCHOOL TAX | Jun 21 | | | | (1,028.28) | 0.00121401 | 0.00121411 | | (1.43) |
| SEVERANCE TAX | Jun 21 | | | | (964.01) | 0.00121401 | 0.00121411 | | (1.34) |
| Total GAS WELL GAS | | | | | | | | 1,202.96 | 4,154.40 |
| OIL | | | | | | | | | |
| WORKING INTEREST | Jun 21 | | 0.00 | | (52.02) | 0.15501887 | 0.19973087 | 0.00 | (10.39) |
| AD VALOREM TAX | Jun 21 | | | | 0.00 | 0.15501887 | 0.19973087 | | 0.00 |
| WORKING INTEREST | Jun 21 | | 0.00 | | (52.02) | 0.00121401 | 0.00153787 | 0.00 | (0.08) |
| AD VALOREM TAX | Jun 21 | | | | 0.00 | 0.00121401 | 0.00153787 | | 0.00 |
| WORKING INTEREST | Jun 21 | | 3,467.71 | 69.91 | 242,416.36 | 0.15501887 | 0.15501891 | 537.54 | 37,579.12 |
| AD VALOREM TAX | Jun 21 | | | | (3,285.44) | 0.15501887 | 0.15501891 | | (582.03) |
| CONSERVATION TAX | Jun 21 | | | | (403.02) | 0.15501887 | 0.15501891 | | (71.41) |
| EMERGENCY SCHOOL TAX | Jun 21 | | | | (6,681.60) | 0.15501887 | 0.15501891 | | (1,183.75) |
| SEVERANCE TAX | Jun 21 | | | | (7,954.29) | 0.15501887 | 0.15501891 | | (1,409.23) |
| WORKING INTEREST | Jun 21 | | 3,467.71 | 69.91 | 242,416.36 | 0.00121401 | 0.00121403 | 4.21 | 294.30 |
| AD VALOREM TAX | Jun 21 | | | | (3,285.44) | 0.00121401 | 0.00121403 | | (4.56) |
| CONSERVATION TAX | Jun 21 | | | | (403.02) | 0.00121401 | 0.00121403 | | (0.56) |
| EMERGENCY SCHOOL TAX | Jun 21 | | | | (6,681.60) | 0.00121401 | 0.00121403 | | (9.27) |
| SEVERANCE TAX | Jun 21 | | | | (7,954.29) | 0.00121401 | 0.00121403 | | (11.04) |
| Total OIL | | | | | | | | 541.75 | 34,591.10 |
| Total Property | | | | | | | | | 37,784.96 |

Represented Unit of Measure: Gas = MCFs, Plant Products = GALs, Oil = BBLs

www.energylink.com

Generated on Tuesday, November 2, 2021 1:09 PM

Page 11 of 14

© 2021 Enverus. All rights reserved. Unauthorized use prohibited.

103

104

Check Number 1181494

Owner D35904 UNITED STATES TREASURY

Operator MEWBOURNE OIL COMPANY

| Type | Production Date | Property Values | | | | Owner Share | | | | |
|--|-----------------|-----------------|-----------|-------|-------------|----------------|-----------------------|--------|----------|--|
| | | BTU | Volume | Price | Value | Owner Interest | Distribution Interest | Volume | Value | |
| Property: 62959000 GAZELLE 22 B3NC FED COM 1H NM 025 | | | | | | | | | | |
| GAS WELL GAS | | | | | | | | | | |
| OVERRIDING ROYALTY | Jun 21 | 1.2600 | 8,404.48 | 3.82 | 32,068.79 | 0.00802318 | 0.00802307 | 67.43 | 257.29 | |
| AD VALOREM TAX | Jun 21 | | | | (434.62) | 0.00802318 | 0.00802307 | | (3.99) | |
| CONSERVATION TAX | Jun 21 | | | | (53.31) | 0.00802318 | 0.00802307 | | (0.49) | |
| EMERGENCY SCHOOL TAX | Jun 21 | | | | (1,122.41) | 0.00802318 | 0.00802307 | | (10.29) | |
| SEVERANCE TAX | Jun 21 | | | | (1,052.26) | 0.00802318 | 0.00802307 | | (9.65) | |
| OVERRIDING ROYALTY | Jun 21 | 1.2600 | 8,404.48 | 3.82 | 32,068.79 | 0.00009432 | 0.00009355 | 0.77 | 3.00 | |
| AD VALOREM TAX | Jun 21 | | | | (434.62) | 0.00009432 | 0.00009355 | | (0.01) | |
| CONSERVATION TAX | Jun 21 | | | | (53.31) | 0.00009432 | 0.00009355 | | 0.00 | |
| EMERGENCY SCHOOL TAX | Jun 21 | | | | (1,122.41) | 0.00009432 | 0.00009355 | | (0.09) | |
| SEVERANCE TAX | Jun 21 | | | | (1,052.26) | 0.00009432 | 0.00009355 | | (0.09) | |
| Total GAS WELL GAS | | | | | | | | 68.20 | 235.68 | |
| OIL | | | | | | | | | | |
| OVERRIDING ROYALTY | Jun 21 | | 5,046.26 | 69.91 | 352,768.38 | 0.00802318 | 0.00802317 | 40.48 | 2,830.32 | |
| AD VALOREM TAX | Jun 21 | | | | (4,781.03) | 0.00802318 | 0.00802317 | | (43.84) | |
| CONSERVATION TAX | Jun 21 | | | | (586.48) | 0.00802318 | 0.00802317 | | (5.38) | |
| EMERGENCY SCHOOL TAX | Jun 21 | | | | (9,723.18) | 0.00802318 | 0.00802317 | | (89.15) | |
| SEVERANCE TAX | Jun 21 | | | | (11,575.21) | 0.00802318 | 0.00802317 | | (106.14) | |
| OVERRIDING ROYALTY | Jun 21 | | 5,046.26 | 69.91 | 352,768.38 | 0.00009432 | 0.00009434 | 0.50 | 33.28 | |
| AD VALOREM TAX | Jun 21 | | | | (4,781.03) | 0.00009432 | 0.00009434 | | (0.51) | |
| CONSERVATION TAX | Jun 21 | | | | (586.48) | 0.00009432 | 0.00009434 | | (0.02) | |
| EMERGENCY SCHOOL TAX | Jun 21 | | | | (9,723.18) | 0.00009432 | 0.00009434 | | (1.04) | |
| SEVERANCE TAX | Jun 21 | | | | (11,575.21) | 0.00009432 | 0.00009434 | | (1.22) | |
| Total OIL | | | | | | | | 40.99 | 2,616.30 | |
| Total Property | | | | | | | | | 2,851.98 | |
| Property: 72185000 CREEDENCE 21/16 W0FC ST COM 4H NM 015 | | | | | | | | | | |
| GAS | | | | | | | | | | |
| WORKING INTEREST | Jun 21 | 1.0000 | 0.00 | | (467.15) | 0.00477272 | 0.00640051 | 0.00 | (2.99) | |
| AD VALOREM TAX | Jun 21 | | | | 0.00 | 0.00477272 | 0.00640051 | | 0.00 | |
| Total GAS | | | | | | | | 0.00 | (2.99) | |
| GAS WELL GAS | | | | | | | | | | |
| WORKING INTEREST | Jun 21 | 1.3400 | 81,083.97 | 5.38 | 328,254.52 | 0.00477272 | 0.00477273 | 291.44 | 1,566.67 | |
| AD VALOREM TAX | Jun 21 | | | | (3,292.47) | 0.00477272 | 0.00477273 | | (17.68) | |
| CONSERVATION TAX | Jun 21 | | | | (554.39) | 0.00477272 | 0.00477273 | | (2.98) | |
| EMERGENCY SCHOOL TAX | Jun 21 | | | | (11,671.27) | 0.00477272 | 0.00477273 | | (62.67) | |
| SEVERANCE TAX | Jun 21 | | | | (10,941.82) | 0.00477272 | 0.00477273 | | (58.75) | |
| Total GAS WELL GAS | | | | | | | | 291.44 | 1,424.59 | |
| OIL | | | | | | | | | | |
| WORKING INTEREST | Jun 21 | | 0.00 | | (449.57) | 0.00477272 | 0.00640612 | 0.00 | (2.88) | |
| AD VALOREM TAX | Jun 21 | | | | 0.00 | 0.00477272 | 0.00640612 | | 0.00 | |

Represented Unit of Measure: Gas = MCFs, Plant Products = GALs, Oil = BBLs

www.energylink.com

Generated on Tuesday, November 2, 2021 1:09 PM

Page 12 of 14

© 2021 Enverus. All rights reserved. Unauthorized use prohibited.

104

105

Check Number 1181494

Owner 035904 UNITED STATES TREASURY

Operator MEWBOURNE OIL COMPANY

| Type | Production Date | Property Values | | | | Owner Share | | | |
|--|-----------------|-----------------|-----------|-------|--------------|----------------|-----------------------|--------|-----------|
| | | BTU | Volume | Price | Value | Owner Interest | Distribution Interest | Volume | Value |
| WORKING INTEREST | Jun 21 | | 29,971.16 | 69.51 | 2,083,166.45 | 0.00477272 | 0.00477272 | 143.05 | 9,942.37 |
| AD VALOREM TAX | Jun 21 | | | | (20,894.62) | 0.00477272 | 0.00477272 | | (112.19) |
| CONSERVATION TAX | Jun 21 | | | | (3,518.24) | 0.00477272 | 0.00477272 | | (18.90) |
| EMERGENCY SCHOOL TAX | Jun 21 | | | | (56,328.66) | 0.00477272 | 0.00477272 | | (313.19) |
| SEVERANCE TAX | Jun 21 | | | | (69,438.88) | 0.00477272 | 0.00477272 | | (372.84) |
| Total OIL | | | | | | | | 143.05 | 9,122.37 |
| Total Property | | | | | | | | | 10,543.97 |
| Property: 72186000 CREEDENCE 21/16 W1FC ST COM 3H NM 015 | | | | | | | | | |
| GAS | | | | | | | | | |
| WORKING INTEREST | Jun 21 | 1.0000 | 0.00 | | (464.13) | 0.00477272 | 0.00639907 | 0.00 | (2.97) |
| AD VALOREM TAX | Jun 21 | | | | 0.00 | 0.00477272 | 0.00639907 | | 0.00 |
| Total GAS | | | | | | | | 0.00 | (2.97) |
| GAS WELL GAS | | | | | | | | | |
| WORKING INTEREST | Jun 21 | 1.3400 | 60,669.20 | 5.38 | 326,132.41 | 0.00477272 | 0.00477272 | 289.56 | 1,556.54 |
| AD VALOREM TAX | Jun 21 | | | | (3,271.18) | 0.00477272 | 0.00477272 | | (17.57) |
| CONSERVATION TAX | Jun 21 | | | | (550.80) | 0.00477272 | 0.00477272 | | (2.96) |
| EMERGENCY SCHOOL TAX | Jun 21 | | | | (11,595.82) | 0.00477272 | 0.00477272 | | (62.27) |
| SEVERANCE TAX | Jun 21 | | | | (10,871.08) | 0.00477272 | 0.00477272 | | (56.37) |
| Total GAS WELL GAS | | | | | | | | 289.56 | 1,415.37 |
| OIL | | | | | | | | | |
| WORKING INTEREST | Jun 21 | | 0.00 | | (378.18) | 0.00477272 | 0.00639907 | 0.00 | (2.42) |
| AD VALOREM TAX | Jun 21 | | | | 0.00 | 0.00477272 | 0.00639907 | | 0.00 |
| WORKING INTEREST | Jun 21 | | 25,211.96 | 69.51 | 1,752,374.93 | 0.00477272 | 0.00477272 | 120.33 | 8,363.60 |
| AD VALOREM TAX | Jun 21 | | | | (17,576.71) | 0.00477272 | 0.00477272 | | (94.38) |
| CONSERVATION TAX | Jun 21 | | | | (2,959.57) | 0.00477272 | 0.00477272 | | (15.89) |
| EMERGENCY SCHOOL TAX | Jun 21 | | | | (49,066.50) | 0.00477272 | 0.00477272 | | (263.45) |
| SEVERANCE TAX | Jun 21 | | | | (58,412.50) | 0.00477272 | 0.00477272 | | (313.64) |
| Total OIL | | | | | | | | 120.33 | 7,673.82 |
| Total Property | | | | | | | | | 9,086.22 |
| Property: 72310000 IBEX 15/16 B1PA FED COM 2H NM 025 | | | | | | | | | |
| GAS | | | | | | | | | |
| WORKING INTEREST | Jun 21 | 1.0000 | 0.00 | | (269.75) | 0.00040427 | 0.00055607 | 0.00 | (0.15) |
| AD VALOREM TAX | Jun 21 | | | | 0.00 | 0.00040427 | 0.00055607 | | 0.00 |
| WORKING INTEREST | Jun 21 | 1.0000 | 0.00 | | (5,106.11) | 0.00053902 | 0.00053857 | 0.00 | (2.75) |
| PRODUCTION TAX | Jun 21 | | | | 484.51 | 0.00053902 | 0.00053857 | | 0.26 |
| Total GAS | | | | | | | | 0.00 | (2.64) |
| GAS WELL GAS | | | | | | | | | |
| WORKING INTEREST | Jun 21 | 1.2600 | 35,068.54 | 3.76 | 131,987.33 | 0.00040427 | 0.00040428 | 14.18 | 53.36 |
| AD VALOREM TAX | Jun 21 | | | | (1,788.81) | 0.00040427 | 0.00040428 | | (0.83) |
| CONSERVATION TAX | Jun 21 | | | | (219.43) | 0.00040427 | 0.00040428 | | (0.10) |
| EMERGENCY SCHOOL TAX | Jun 21 | | | | (4,619.56) | 0.00040427 | 0.00040428 | | (2.13) |

Represented Unit of Measure: Gas = MCFs, Plant Products = GALs, Oil = BBLs

www.energylink.com

Generated on Tuesday, November 2, 2021 1:09 PM

Page 13 of 14

© 2021 Enverus. All rights reserved. Unauthorized use prohibited.

105

106

| Check Number | | 1181494 | | Owner | | 035904 UNITED STATES TREASURY | | Operator | | MEWBOURNE OIL COMPANY | |
|-------------------|----------------------|------------------|--------|-------------|-------------|-------------------------------|-----------------------|-----------------|---------|-----------------------|--|
| Type | Production Date | Property Values | | | | Owner Share | | | | | |
| | | BTU | Volume | Price | Value | Owner Interest | Distribution Interest | Volume | Value | | |
| OIL | SEVERANCE TAX | Jun 21 | | | (4,330.83) | 0.00040427 | 0.00040428 | | (2.00) | | |
| | Total GAS WELL GAS | | | | | | | 14.18 | 48.30 | | |
| | WORKING INTEREST | Jun 21 | | 0.00 | (242.09) | 0.00040427 | 0.00053699 | 0.00 | (0.13) | | |
| | AD VALOREM TAX | Jun 21 | | | 0.00 | 0.00040427 | 0.00053699 | | 0.00 | | |
| | WORKING INTEREST | Jun 21 | | 16,139.42 | 69.91 | 1,128,255.21 | 0.00040427 | 0.00040427 | 6.52 | 456.12 | |
| | AD VALOREM TAX | Jun 21 | | | (15,291.10) | 0.00040427 | 0.00040427 | | (7.06) | | |
| | CONSERVATION TAX | Jun 21 | | | (1,875.72) | 0.00040427 | 0.00040427 | | (0.87) | | |
| | EMERGENCY SCHOOL TAX | Jun 21 | | | (31,097.53) | 0.00040427 | 0.00040427 | | (14.37) | | |
| | SEVERANCE TAX | Jun 21 | | | (37,020.87) | 0.00040427 | 0.00040427 | | (17.10) | | |
| | Total OIL | | | | | | | 6.52 | 416.59 | | |
| Total Property | | | | | | | | 462.25 | | | |
| Owner Gross Value | | Owner Deductions | | Owner Taxes | | Non Revenue Deductions | | Owner Net Value | | | |
| Check Total | | 170,537.54 | | (14,704.59) | | | | 155,832.95 | | | |

106

107



Revenue Statement

Owner

035904
SIANA OIL & GAS CO, LLC
TOM M RAGSDALE
P O BOX 2246
CONROE, TX 77305

Operator

MEWBOURNE OIL COMPANY
P O BOX 7698
TYLER, TX 75711-7698
(903) 561-2900
ownerrelations@mewbourne.com

Check

Check Number 1189500
Check Amount 152,049.75
Check Date September 15, 2021

Copyright Notice

© 2021 Enverus. All rights reserved. Unauthorized use prohibited.

Data, reports, user interface, software and other content which is accessed by users through EnergyLink constitutes copyright protected content owned by Enverus. Any unauthorized copying, scraping, downloading, retransmission, redistribution, reproduction, republishing or other duplication or modification of copyright protected content is a violation of Canadian and US federal copyright laws and may be subject to legal action. Other than PDF copies for use in an unmodified format by authorized users, no one has permission to copy, scrape, download, retransmit, redistribute, reproduce, republish, duplicate, modify or make public for commercial use this copyright protected content, in any form, without the express written permission of Enverus.

| Type | Production Date | Property Values | | | | Owner Share | | | |
|----------------------|-----------------|-------------------------------------|--------|-------|----------|----------------|-----------------------|--------|---------|
| | | BTU | Volume | Price | Value | Owner Interest | Distribution Interest | Volume | Value |
| Property: | 62390000 | PRONGHORN 15 B3BO FED COM 1H NM 025 | | | | | | | |
| GAS | | | | | | | | | |
| WORKING INTEREST | Jul 21 | 1.0000 | 0.00 | | (7.81) | 0.05402784 | 0.06786172 | 0.00 | (0.53) |
| AD VALOREM TAX | Jul 21 | | | | 0.00 | 0.05402784 | 0.06786172 | | 0.00 |
| WORKING INTEREST | Mar 19 | 1.0000 | 0.00 | | (718.73) | 0.06837475 | 0.06837060 | 0.00 | (49.14) |
| PRODUCTION TAX | Mar 19 | | | | 69.07 | 0.06837475 | 0.06837060 | | 4.72 |
| WORKING INTEREST | Apr 19 | 1.0000 | 0.00 | | (736.52) | 0.06837475 | 0.06837560 | 0.00 | (50.36) |
| PRODUCTION TAX | Apr 19 | | | | 70.78 | 0.06837475 | 0.06837560 | | 4.84 |
| WORKING INTEREST | May 19 | 1.0000 | 0.00 | | (607.18) | 0.06837475 | 0.06836523 | 0.00 | (41.51) |
| PRODUCTION TAX | May 19 | | | | 58.35 | 0.06837475 | 0.06836523 | | 3.99 |
| WORKING INTEREST | Aug 19 | 1.0000 | 0.00 | | (307.38) | 0.06837475 | 0.06838441 | 0.00 | (21.02) |
| PRODUCTION TAX | Aug 19 | | | | 29.54 | 0.06837475 | 0.06838441 | | 2.02 |
| WORKING INTEREST | Jul 21 | 1.0000 | 0.00 | | (102.98) | 0.06837475 | 0.06836279 | 0.00 | (7.04) |
| PRODUCTION TAX | Jul 21 | | | | 9.77 | 0.06837475 | 0.06836279 | | 0.67 |
| WORKING INTEREST | Jul 21 | 1.2900 | 249.76 | 5.00 | 1,247.81 | 0.05402784 | 0.05403868 | 13.52 | 67.43 |
| AD VALOREM TAX | Jul 21 | | | | (16.91) | 0.05402784 | 0.05403868 | | (1.08) |
| CONSERVATION TAX | Jul 21 | | | | (2.07) | 0.05402784 | 0.05403868 | | (0.13) |
| EMERGENCY SCHOOL TAX | Jul 21 | | | | (43.67) | 0.05402784 | 0.05403868 | | (2.72) |
| PRODUCTION TAX | Jul 21 | | | | 0.00 | 0.05402784 | 0.05403868 | | 0.00 |
| SEVERANCE TAX | Jul 21 | | | | (40.94) | 0.05402784 | 0.05403868 | | (2.55) |
| WORKING INTEREST | Jul 21 | 1.2900 | 786.35 | 5.32 | 4,185.97 | 0.05402784 | 0.05403288 | 42.52 | 226.18 |
| AD VALOREM TAX | Jul 21 | | | | (56.73) | 0.05402784 | 0.05403288 | | (3.53) |
| CONSERVATION TAX | Jul 21 | | | | (6.96) | 0.05402784 | 0.05403288 | | (0.44) |
| EMERGENCY SCHOOL TAX | Jul 21 | | | | (146.51) | 0.05402784 | 0.05403288 | | (9.08) |
| PRODUCTION TAX | Jul 21 | | | | 0.00 | 0.05402784 | 0.05403288 | | 0.00 |

Represented Unit of Measure: Gas = MCFs, Plant Products = GALS, Oil = BBLs

Generated on Tuesday, November 2, 2021 1:09 PM

© 2021 Enverus. All rights reserved. Unauthorized use prohibited.

www.energylink.com

Page 1 of 16

107

108

| Check Number 1189500 | | Owner 035904 SIANA OIL & GAS CO, LLC | | Operator MEWBOURNE OIL COMPANY | | | | | |
|---------------------------|----------------------|--|----------|--------------------------------|------------|----------------|-----------------------|---------------|-----------------|
| Type | Production Date | Property Values | | | | Owner Share | | | |
| | | BTU | Volume | Price | Value | Owner Interest | Distribution Interest | Volume | Value |
| SEVERANCE TAX | Jul 21 | | | | (137.35) | 0.05402784 | 0.05403268 | | (8.51) |
| OIL | | | | | | | Total GAS | 56.04 | 112.23 |
| | WORKING INTEREST | Jul 21 | 0.00 | | (37.55) | 0.05402784 | 0.06870839 | 0.00 | (2.58) |
| | AD VALOREM TAX | Jul 21 | | | 0.00 | 0.05402784 | 0.06870839 | | 0.00 |
| | WORKING INTEREST | Jul 21 | 2,503.59 | 71.54 | 179,111.59 | 0.05402784 | 0.05402799 | 135.29 | 9,677.04 |
| | AD VALOREM TAX | Jul 21 | | | (2,427.48) | 0.05402784 | 0.05402799 | | (149.91) |
| | CONSERVATION TAX | Jul 21 | | | (297.77) | 0.05402784 | 0.05402799 | | (18.40) |
| | EMERGENCY SCHOOL TAX | Jul 21 | | | (4,936.76) | 0.05402784 | 0.05402799 | | (304.84) |
| | PRODUCTION TAX | Jul 21 | | | 0.00 | 0.05402784 | 0.05402799 | | 0.00 |
| | SEVERANCE TAX | Jul 21 | | | (5,877.10) | 0.05402784 | 0.05402799 | | (362.81) |
| | | | | | | | Total OIL | 135.29 | 8,838.40 |
| Total Property | | | | | | | | | 8,950.63 |
| Property: 62391000 | | PRONGHORN 15 B3CN FED COM 1H NM 025 | | | | | | | |
| GAS | WORKING INTEREST | Jul 21 | 1.0000 | 0.00 | (35.28) | 0.05391420 | 0.06859410 | 0.00 | (2.42) |
| | AD VALOREM TAX | Jul 21 | | | 0.00 | 0.05391420 | 0.06859410 | | 0.00 |
| | WORKING INTEREST | Mar 19 | 1.0000 | 0.00 | (847.26) | 0.06837475 | 0.06837334 | 0.00 | (57.93) |
| | PRODUCTION TAX | Mar 19 | | | 81.42 | 0.06837475 | 0.06837334 | | 5.57 |
| | WORKING INTEREST | Apr 19 | 1.0000 | 0.00 | (764.47) | 0.06837475 | 0.06838725 | 0.00 | (52.28) |
| | PRODUCTION TAX | Apr 19 | | | 73.46 | 0.06837475 | 0.06838725 | | 5.02 |
| | WORKING INTEREST | May 19 | 1.0000 | 0.00 | (732.42) | 0.06837475 | 0.06837607 | 0.00 | (50.08) |
| | PRODUCTION TAX | May 19 | | | 70.38 | 0.06837475 | 0.06837607 | | 4.81 |
| | WORKING INTEREST | Aug 19 | 1.0000 | 0.00 | (424.37) | 0.06837475 | 0.06838372 | 0.00 | (29.02) |
| | PRODUCTION TAX | Aug 19 | | | 40.78 | 0.06837475 | 0.06838372 | | 2.79 |
| | WORKING INTEREST | Jul 21 | 1.0000 | 0.00 | (431.34) | 0.06837475 | 0.06836834 | 0.00 | (29.49) |
| | PRODUCTION TAX | Jul 21 | | | 40.93 | 0.06837475 | 0.06836834 | | 2.80 |
| | WORKING INTEREST | Jul 21 | 1.3100 | 298.70 | 5.00 | 1,492.31 | 0.05391420 | 16.13 | 80.48 |
| | AD VALOREM TAX | Jul 21 | | | (20.23) | 0.05391420 | 0.05392981 | | (1.25) |
| | CONSERVATION TAX | Jul 21 | | | (2.48) | 0.05391420 | 0.05392981 | | (0.16) |
| | EMERGENCY SCHOOL TAX | Jul 21 | | | (52.23) | 0.05391420 | 0.05392981 | | (3.24) |
| | SEVERANCE TAX | Jul 21 | | | (48.97) | 0.05391420 | 0.05392981 | | (3.04) |
| | WORKING INTEREST | Jul 21 | 1.2900 | 4,399.68 | 5.32 | 23,420.80 | 0.05391420 | 237.23 | 1,262.73 |
| | AD VALOREM TAX | Jul 21 | | | (317.42) | 0.05391420 | 0.05391490 | | (19.58) |
| | CONSERVATION TAX | Jul 21 | | | (38.94) | 0.05391420 | 0.05391490 | | (2.42) |
| | EMERGENCY SCHOOL TAX | Jul 21 | | | (819.73) | 0.05391420 | 0.05391490 | | (50.54) |
| | SEVERANCE TAX | Jul 21 | | | (768.50) | 0.05391420 | 0.05391490 | | (47.38) |
| | | | | | | | Total GAS | 253.36 | 1,015.37 |
| OIL | WORKING INTEREST | Jul 21 | | 0.00 | (43.84) | 0.05391420 | 0.06843066 | 0.00 | (3.00) |
| | AD VALOREM TAX | Jul 21 | | | 0.00 | 0.05391420 | 0.06843066 | | 0.00 |
| | WORKING INTEREST | Jul 21 | 2,922.47 | 71.54 | 209,079.06 | 0.05391420 | 0.05391415 | 157.58 | 11,272.32 |
| | AD VALOREM TAX | Jul 21 | | | (2,833.62) | 0.05391420 | 0.05391415 | | (174.63) |

Represented Unit of Measure: Gas = MCFs, Plant Products = GALs, Oil = BBLs

Generated on Tuesday, November 2, 2021 1:09 PM

© 2021 Enverus. All rights reserved. Unauthorized use prohibited.

www.energylink.com

Page 2 of 16

108

109

Check Number 1189500

Owner 035904 SIANA OIL & GAS CO, LLC

Operator MEWBOURNE OIL COMPANY

| Type | Production Date | Property Values | | | | Owner Share | | | |
|-----------------------|-----------------|-----------------|--------|-------|------------|----------------|-----------------------|---------------|------------------|
| | | BTU | Volume | Price | Value | Owner Interest | Distribution Interest | Volume | Value |
| CONSERVATION TAX | Jul 21 | | | | (347.59) | 0.05391420 | 0.05391415 | | (21.43) |
| EMERGENCY SCHOOL TAX | Jul 21 | | | | (5,762.74) | 0.05391420 | 0.05391415 | | (355.10) |
| SEVERANCE TAX | Jul 21 | | | | (6,860.41) | 0.05391420 | 0.05391415 | | (422.73) |
| Total OIL | | | | | | | | 157.58 | 10,295.43 |
| Total Property | | | | | | | | | 11,310.80 |

Property: 62392000

PRONGHORN 15 B3DM FED COM 1H NM 025

GAS

| | | | | | | | | | |
|----------------------|--------|--------|----------|------|-----------|------------|------------|---------------|---------------|
| WORKING INTEREST | Jul 21 | 1.0000 | 0.00 | | (26.09) | 0.05328145 | 0.06899195 | 0.00 | (1.80) |
| AD VALOREM TAX | Jul 21 | | | | 0.00 | 0.05328145 | 0.06899195 | | 0.00 |
| WORKING INTEREST | Mar 19 | 1.0000 | 0.00 | | (639.59) | 0.06837475 | 0.06837193 | 0.00 | (43.73) |
| PRODUCTION TAX | Mar 19 | | | | 61.46 | 0.06837475 | 0.06837193 | | 4.20 |
| WORKING INTEREST | Apr 19 | 1.0000 | 0.00 | | (708.68) | 0.06837475 | 0.06838065 | 0.00 | (48.46) |
| PRODUCTION TAX | Apr 19 | | | | 68.10 | 0.06837475 | 0.06838065 | | 4.65 |
| WORKING INTEREST | May 19 | 1.0000 | 0.00 | | (812.65) | 0.06837475 | 0.06836892 | 0.00 | (55.56) |
| PRODUCTION TAX | May 19 | | | | 78.09 | 0.06837475 | 0.06836892 | | 5.34 |
| WORKING INTEREST | Aug 19 | 1.0000 | 0.00 | | (446.89) | 0.06837475 | 0.06838372 | 0.00 | (30.56) |
| PRODUCTION TAX | Aug 19 | | | | 42.94 | 0.06837475 | 0.06838372 | | 2.93 |
| WORKING INTEREST | Jul 21 | 1.0000 | 0.00 | | (322.04) | 0.06837475 | 0.06837660 | 0.00 | (22.02) |
| PRODUCTION TAX | Jul 21 | | | | 30.56 | 0.06837475 | 0.06837660 | | 2.09 |
| WORKING INTEREST | Jul 21 | 1.2900 | 295.92 | 5.00 | 1,478.48 | 0.05328145 | 0.05329798 | 15.79 | 78.80 |
| AD VALOREM TAX | Jul 21 | | | | (20.04) | 0.05328145 | 0.05329798 | | (1.24) |
| CONSERVATION TAX | Jul 21 | | | | (2.46) | 0.05328145 | 0.05329798 | | (0.16) |
| EMERGENCY SCHOOL TAX | Jul 21 | | | | (51.75) | 0.05328145 | 0.05329798 | | (3.18) |
| SEVERANCE TAX | Jul 21 | | | | (48.51) | 0.05328145 | 0.05329798 | | (2.99) |
| WORKING INTEREST | Jul 21 | 1.2900 | 3,177.09 | 5.32 | 16,912.56 | 0.05328145 | 0.05328229 | 169.31 | 901.14 |
| AD VALOREM TAX | Jul 21 | | | | (229.21) | 0.05328145 | 0.05328229 | | (13.99) |
| CONSERVATION TAX | Jul 21 | | | | (28.12) | 0.05328145 | 0.05328229 | | (1.73) |
| EMERGENCY SCHOOL TAX | Jul 21 | | | | (591.94) | 0.05328145 | 0.05328229 | | (36.08) |
| SEVERANCE TAX | Jul 21 | | | | (554.94) | 0.05328145 | 0.05328229 | | (33.82) |
| Total GAS | | | | | | | | 185.10 | 703.83 |

OIL

| | | | | | | | | | |
|-----------------------|--------|--|----------|-------|------------|------------|------------|---------------|-----------------|
| WORKING INTEREST | Jul 21 | | 0.00 | | (29.61) | 0.05328145 | 0.06889564 | 0.00 | (2.04) |
| AD VALOREM TAX | Jul 21 | | | | 0.00 | 0.05328145 | 0.06889564 | | 0.00 |
| WORKING INTEREST | Jul 21 | | 1,973.86 | 71.54 | 141,215.12 | 0.05328145 | 0.05328148 | 105.20 | 7,524.15 |
| AD VALOREM TAX | Jul 21 | | | | (1,913.87) | 0.05328145 | 0.05328148 | | (116.57) |
| CONSERVATION TAX | Jul 21 | | | | (234.77) | 0.05328145 | 0.05328148 | | (14.33) |
| EMERGENCY SCHOOL TAX | Jul 21 | | | | (3,892.24) | 0.05328145 | 0.05328148 | | (237.05) |
| SEVERANCE TAX | Jul 21 | | | | (4,633.62) | 0.05328145 | 0.05328148 | | (262.17) |
| Total OIL | | | | | | | | 105.20 | 5,871.99 |
| Total Property | | | | | | | | | 7,575.82 |

Property: 62774000

IBEX 10 B3MD FED COM 1H NM 025

Represented Unit of Measure: Gas = MCFs, Plant Products = GALs, Oil = BBLs

Generated on Tuesday, November 2, 2021 1:09 PM

© 2021 Enverus. All rights reserved. Unauthorized use prohibited.

www.enveruslink.com

Page 3 of 16

109

110

Check Number 1189500

Owner 035904 SIANA OIL & GAS CO, LLC

Operator MEWBOURNE OIL COMPANY

| Type | Production Date | Property Values | | | | Owner Share | | | |
|----------------------|-----------------|-----------------|----------|-------|------------|----------------|-----------------------|--------|----------|
| | | BTU | Volume | Price | Value | Owner Interest | Distribution Interest | Volume | Value |
| GAS | | | | | | | | | |
| WORKING INTEREST | Jul 21 | 1.0000 | 0.00 | | (23.20) | 0.04291353 | 0.05474138 | 0.00 | (1.27) |
| AD VALOREM TAX | Jul 21 | | | | 0.00 | 0.04291353 | 0.05474138 | | 0.00 |
| WORKING INTEREST | Jul 21 | 1.0000 | 0.00 | | (23.20) | 0.00063359 | 0.00066207 | 0.00 | (0.02) |
| AD VALOREM TAX | Jul 21 | | | | 0.00 | 0.00063359 | 0.00066207 | | 0.00 |
| WORKING INTEREST | Mar 19 | 1.0000 | 0.00 | | (1,411.60) | 0.05190886 | 0.05190564 | 0.00 | (73.27) |
| PRODUCTION TAX | Mar 19 | | | | 135.65 | 0.05190886 | 0.05190564 | | 7.04 |
| WORKING INTEREST | Mar 19 | 1.0000 | 0.00 | | (1,411.60) | 0.00084478 | 0.00084302 | 0.00 | (1.19) |
| PRODUCTION TAX | Mar 19 | | | | 135.65 | 0.00084478 | 0.00084302 | | 0.11 |
| WORKING INTEREST | Apr 19 | 1.0000 | 0.00 | | (1,937.45) | 0.05190886 | 0.05190844 | 0.00 | (100.57) |
| PRODUCTION TAX | Apr 19 | | | | 186.18 | 0.05190886 | 0.05190844 | | 9.56 |
| WORKING INTEREST | Apr 19 | 1.0000 | 0.00 | | (1,937.45) | 0.00084478 | 0.00084647 | 0.00 | (1.64) |
| PRODUCTION TAX | Apr 19 | | | | 186.18 | 0.00084478 | 0.00084647 | | 0.16 |
| WORKING INTEREST | May 19 | 1.0000 | 0.00 | | (2,796.00) | 0.05190886 | 0.05190987 | 0.00 | (145.14) |
| PRODUCTION TAX | May 19 | | | | 268.69 | 0.05190886 | 0.05190987 | | 13.94 |
| WORKING INTEREST | May 19 | 1.0000 | 0.00 | | (2,796.00) | 0.00084478 | 0.00084406 | 0.00 | (2.36) |
| PRODUCTION TAX | May 19 | | | | 268.69 | 0.00084478 | 0.00084406 | | 0.23 |
| WORKING INTEREST | Aug 19 | 1.0000 | 0.00 | | (807.04) | 0.05190886 | 0.05190573 | 0.00 | (41.89) |
| PRODUCTION TAX | Aug 19 | | | | 77.55 | 0.05190886 | 0.05190573 | | 4.03 |
| WORKING INTEREST | Aug 19 | 1.0000 | 0.00 | | (807.04) | 0.00084478 | 0.00084259 | 0.00 | (0.68) |
| PRODUCTION TAX | Aug 19 | | | | 77.55 | 0.00084478 | 0.00084259 | | 0.07 |
| WORKING INTEREST | Jul 21 | 1.0000 | 0.00 | | (283.01) | 0.05190886 | 0.05190629 | 0.00 | (14.69) |
| PRODUCTION TAX | Jul 21 | | | | 26.85 | 0.05190886 | 0.05190629 | | 1.39 |
| WORKING INTEREST | Jul 21 | 1.0000 | 0.00 | | (283.01) | 0.00084478 | 0.00084803 | 0.00 | (0.24) |
| PRODUCTION TAX | Jul 21 | | | | 26.85 | 0.00084478 | 0.00084803 | | 0.02 |
| WORKING INTEREST | Jul 21 | 1.3400 | 182.36 | 5.00 | 911.08 | 0.04291353 | 0.04294903 | 7.85 | 39.13 |
| AD VALOREM TAX | Jul 21 | | | | (12.35) | 0.04291353 | 0.04294903 | | (0.62) |
| CONSERVATION TAX | Jul 21 | | | | (1.51) | 0.04291353 | 0.04294903 | | (0.08) |
| EMERGENCY SCHOOL TAX | Jul 21 | | | | (31.89) | 0.04291353 | 0.04294903 | | (1.59) |
| SEVERANCE TAX | Jul 21 | | | | (29.90) | 0.04291353 | 0.04294903 | | (1.49) |
| WORKING INTEREST | Jul 21 | 1.3400 | 182.36 | 5.00 | 911.08 | 0.00063359 | 0.00063661 | 0.12 | 0.58 |
| AD VALOREM TAX | Jul 21 | | | | (12.35) | 0.00063359 | 0.00063661 | | (0.01) |
| CONSERVATION TAX | Jul 21 | | | | (1.51) | 0.00063359 | 0.00063661 | | 0.00 |
| EMERGENCY SCHOOL TAX | Jul 21 | | | | (31.89) | 0.00063359 | 0.00063661 | | (0.02) |
| SEVERANCE TAX | Jul 21 | | | | (29.90) | 0.00063359 | 0.00063661 | | (0.02) |
| WORKING INTEREST | Jul 21 | 1.2900 | 2,907.01 | 5.32 | 15,474.84 | 0.04291353 | 0.04291418 | 124.77 | 664.09 |
| AD VALOREM TAX | Jul 21 | | | | (209.73) | 0.04291353 | 0.04291418 | | (10.31) |
| CONSERVATION TAX | Jul 21 | | | | (25.73) | 0.04291353 | 0.04291418 | | (1.28) |
| EMERGENCY SCHOOL TAX | Jul 21 | | | | (541.62) | 0.04291353 | 0.04291418 | | (26.57) |
| SEVERANCE TAX | Jul 21 | | | | (507.77) | 0.04291353 | 0.04291418 | | (24.93) |
| WORKING INTEREST | Jul 21 | 1.2900 | 2,907.01 | 5.32 | 15,474.84 | 0.00063359 | 0.00063329 | 1.84 | 9.80 |
| AD VALOREM TAX | Jul 21 | | | | (209.73) | 0.00063359 | 0.00063329 | | (0.15) |
| CONSERVATION TAX | Jul 21 | | | | (25.73) | 0.00063359 | 0.00063329 | | (0.02) |
| EMERGENCY SCHOOL TAX | Jul 21 | | | | (541.62) | 0.00063359 | 0.00063329 | | (0.39) |

Represented Unit of Measure: Gas = MCFs, Plant Products = GALs, Oil = BBLs

Generated on Tuesday, November 2, 2021 1:09 PM

© 2021 Enverus. All rights reserved. Unauthorized use prohibited.

www.enveruslink.com

Page 4 of 16

110

111

Check Number 1189500

Owner 035904 SIANA OIL & GAS CO, LLC

Operator MEWBOURNE OIL COMPANY

| Type | Production Date | Property Values | | | | Owner Share | | | |
|----------------------|-----------------|-----------------|----------|-------|-------------|----------------|-----------------------|---------------|------------------|
| | | BTU | Volume | Price | Value | Owner Interest | Distribution Interest | Volume | Value |
| SEVERANCE TAX | Jul 21 | | | | (507.77) | 0.00063359 | 0.00063329 | | (0.37) |
| | | | | | | | Total GAS | 134.58 | 299.44 |
| OIL | | | | | | | | | |
| WORKING INTEREST | Jul 21 | | 0.00 | | (63.93) | 0.04291353 | 0.05459096 | 0.00 | (3.49) |
| AD VALOREM TAX | Jul 21 | | | | 0.00 | 0.04291353 | 0.05459096 | | 0.00 |
| WORKING INTEREST | Jul 21 | | 0.00 | | (63.93) | 0.00063359 | 0.00078211 | 0.00 | (0.05) |
| AD VALOREM TAX | Jul 21 | | | | 0.00 | 0.00063359 | 0.00078211 | | 0.00 |
| WORKING INTEREST | Jul 21 | | 4,261.71 | 71.54 | 304,890.83 | 0.04291353 | 0.04291362 | 182.92 | 13,083.97 |
| AD VALOREM TAX | Jul 21 | | | | (4,132.15) | 0.04291353 | 0.04291362 | | (202.67) |
| CONSERVATION TAX | Jul 21 | | | | (506.88) | 0.04291353 | 0.04291362 | | (24.89) |
| EMERGENCY SCHOOL TAX | Jul 21 | | | | (8,403.55) | 0.04291353 | 0.04291362 | | (412.16) |
| SEVERANCE TAX | Jul 21 | | | | (10,004.23) | 0.04291353 | 0.04291362 | | (490.67) |
| WORKING INTEREST | Jul 21 | | 4,261.71 | 71.54 | 304,890.83 | 0.00063359 | 0.00063360 | 2.70 | 193.18 |
| AD VALOREM TAX | Jul 21 | | | | (4,132.15) | 0.00063359 | 0.00063360 | | (2.99) |
| CONSERVATION TAX | Jul 21 | | | | (506.88) | 0.00063359 | 0.00063360 | | (0.37) |
| EMERGENCY SCHOOL TAX | Jul 21 | | | | (8,403.55) | 0.00063359 | 0.00063360 | | (6.09) |
| SEVERANCE TAX | Jul 21 | | | | (10,004.23) | 0.00063359 | 0.00063360 | | (7.24) |
| | | | | | | | Total OIL | 185.62 | 12,126.53 |
| | | | | | | | Total Property | | 12,425.97 |

Property: 62775000

IBEX 10 B3NC FED COM 1H NM 025

GAS

| | | | | | | | | | |
|------------------|--------|--------|------|--|------------|------------|------------|------|---------|
| WORKING INTEREST | Jul 21 | 1.0000 | 0.00 | | (121.53) | 0.04291353 | 0.05438986 | 0.00 | (6.61) |
| AD VALOREM TAX | Jul 21 | | | | 0.00 | 0.04291353 | 0.05438986 | | 0.00 |
| WORKING INTEREST | Jul 21 | 1.0000 | 0.00 | | (121.53) | 0.00063359 | 0.00082284 | 0.00 | (0.10) |
| AD VALOREM TAX | Jul 21 | | | | 0.00 | 0.00063359 | 0.00082284 | | 0.00 |
| WORKING INTEREST | Mar 19 | 1.0000 | 0.00 | | (600.93) | 0.05190886 | 0.05190288 | 0.00 | (31.19) |
| PRODUCTION TAX | Mar 19 | | | | 57.75 | 0.05190886 | 0.05190288 | | 3.00 |
| WORKING INTEREST | Mar 19 | 1.0000 | 0.00 | | (600.93) | 0.00084478 | 0.00084868 | 0.00 | (0.51) |
| PRODUCTION TAX | Mar 19 | | | | 57.75 | 0.00084478 | 0.00084868 | | 0.05 |
| WORKING INTEREST | Apr 19 | 1.0000 | 0.00 | | (800.60) | 0.05190886 | 0.05191107 | 0.00 | (41.56) |
| PRODUCTION TAX | Apr 19 | | | | 76.94 | 0.05190886 | 0.05191107 | | 3.99 |
| WORKING INTEREST | Apr 19 | 1.0000 | 0.00 | | (800.60) | 0.00084478 | 0.00084936 | 0.00 | (0.68) |
| PRODUCTION TAX | Apr 19 | | | | 76.94 | 0.00084478 | 0.00084936 | | 0.05 |
| WORKING INTEREST | May 19 | 1.0000 | 0.00 | | (799.72) | 0.05190886 | 0.05190567 | 0.00 | (41.51) |
| PRODUCTION TAX | May 19 | | | | 76.85 | 0.05190886 | 0.05190567 | | 3.99 |
| WORKING INTEREST | May 19 | 1.0000 | 0.00 | | (799.72) | 0.00084478 | 0.00085030 | 0.00 | (0.68) |
| PRODUCTION TAX | May 19 | | | | 76.85 | 0.00084478 | 0.00085030 | | 0.05 |
| WORKING INTEREST | Aug 19 | 1.0000 | 0.00 | | (600.50) | 0.05190886 | 0.05190674 | 0.00 | (31.17) |
| PRODUCTION TAX | Aug 19 | | | | 57.71 | 0.05190886 | 0.05190674 | | 3.00 |
| WORKING INTEREST | Aug 19 | 1.0000 | 0.00 | | (600.50) | 0.00084478 | 0.00084929 | 0.00 | (0.51) |
| PRODUCTION TAX | Aug 19 | | | | 57.71 | 0.00084478 | 0.00084929 | | 0.05 |
| WORKING INTEREST | Jul 21 | 1.0000 | 0.00 | | (1,443.54) | 0.05190886 | 0.05191404 | 0.00 | (74.94) |
| PRODUCTION TAX | Jul 21 | | | | 135.98 | 0.05190886 | 0.05191404 | | 7.11 |

Represented Unit of Measure: Gas = MCFs, Plant Products = GALs, Oil = BBLs

Generated on Tuesday, November 2, 2021 1:09 PM

Page 5 of 16

www.energylink.com

© 2021 Enverus. All rights reserved. Unauthorized use prohibited.

111

112

| Check Number | | 1189500 | | Owner | | 035904 SIANA OIL & GAS CO. LLC | | Operator | | MEWBOURNE OIL COMPANY | |
|----------------------|-----------------|----------|-----------------|--------------------------------|------------|--------------------------------|-----------------------|----------|-----------|-----------------------|--|
| | | | Property Values | | | | Owner Share | | | | |
| Type | Production Date | BTU | Volume | Price | Value | Owner Interest | Distribution Interest | Volume | Value | | |
| WORKING INTEREST | Jul 21 | 1.0000 | 0.00 | | (1,443.54) | 0.00084478 | 0.00084514 | 0.00 | (1.22) | | |
| PRODUCTION TAX | Jul 21 | | | | 136.98 | 0.00084478 | 0.00084514 | | 0.12 | | |
| WORKING INTEREST | Jul 21 | 1.2900 | 16,203.90 | 5.32 | 86,257.98 | 0.04291353 | 0.04291348 | 695.39 | 3,701.63 | | |
| AD VALOREM TAX | Jul 21 | | | | (1,169.04) | 0.04291353 | 0.04291348 | | (57.36) | | |
| CONSERVATION TAX | Jul 21 | | | | (143.40) | 0.04291353 | 0.04291348 | | (7.06) | | |
| EMERGENCY SCHOOL TAX | Jul 21 | | | | (3,019.03) | 0.04291353 | 0.04291348 | | (148.09) | | |
| SEVERANCE TAX | Jul 21 | | | | (2,830.34) | 0.04291353 | 0.04291348 | | (138.83) | | |
| WORKING INTEREST | Jul 21 | 1.2900 | 16,203.90 | 5.32 | 86,257.98 | 0.00063359 | 0.00063356 | 10.27 | 54.65 | | |
| AD VALOREM TAX | Jul 21 | | | | (1,169.04) | 0.00063359 | 0.00063356 | | (0.85) | | |
| CONSERVATION TAX | Jul 21 | | | | (143.40) | 0.00063359 | 0.00063356 | | (0.10) | | |
| EMERGENCY SCHOOL TAX | Jul 21 | | | | (3,019.03) | 0.00063359 | 0.00063356 | | (2.19) | | |
| SEVERANCE TAX | Jul 21 | | | | (2,830.34) | 0.00063359 | 0.00063356 | | (2.05) | | |
| Total GAS | | | | | | | | 705.66 | 3,190.50 | | |
| OIL | | | | | | | | | | | |
| WORKING INTEREST | Jul 21 | | 0.00 | | (62.13) | 0.04291353 | 0.05440206 | 0.00 | (3.38) | | |
| AD VALOREM TAX | Jul 21 | | | | 0.00 | 0.04291353 | 0.05440206 | | 0.00 | | |
| WORKING INTEREST | Jul 21 | | 0.00 | | (62.13) | 0.00063359 | 0.00080476 | 0.00 | (0.05) | | |
| AD VALOREM TAX | Jul 21 | | | | 0.00 | 0.00063359 | 0.00080476 | | 0.00 | | |
| WORKING INTEREST | Jul 21 | | 4,142.18 | 71.54 | 296,339.43 | 0.04291353 | 0.04291353 | 177.77 | 12,716.97 | | |
| AD VALOREM TAX | Jul 21 | | | | (4,016.25) | 0.04291353 | 0.04291353 | | (186.98) | | |
| CONSERVATION TAX | Jul 21 | | | | (492.66) | 0.04291353 | 0.04291353 | | (24.19) | | |
| EMERGENCY SCHOOL TAX | Jul 21 | | | | (8,167.86) | 0.04291353 | 0.04291353 | | (400.60) | | |
| SEVERANCE TAX | Jul 21 | | | | (9,723.64) | 0.04291353 | 0.04291353 | | (476.91) | | |
| WORKING INTEREST | Jul 21 | | 4,142.18 | 71.54 | 296,339.43 | 0.00063359 | 0.00063360 | 2.62 | 187.76 | | |
| AD VALOREM TAX | Jul 21 | | | | (4,016.25) | 0.00063359 | 0.00063360 | | (2.91) | | |
| CONSERVATION TAX | Jul 21 | | | | (492.66) | 0.00063359 | 0.00063360 | | (0.36) | | |
| EMERGENCY SCHOOL TAX | Jul 21 | | | | (8,167.86) | 0.00063359 | 0.00063360 | | (5.91) | | |
| SEVERANCE TAX | Jul 21 | | | | (9,723.64) | 0.00063359 | 0.00063360 | | (7.04) | | |
| Total OIL | | | | | | | | 180.39 | 11,786.39 | | |
| Total Property | | | | | | | | | 14,976.89 | | |
| Property: | | 62776000 | | IBEX 10 B30B FED COM 1H NM 025 | | | | | | | |
| GAS | | | | | | | | | | | |
| WORKING INTEREST | Jul 21 | 1.0000 | 0.00 | | (1.25) | 0.02576796 | 0.03200000 | 0.00 | (0.04) | | |
| AD VALOREM TAX | Jul 21 | | | | 0.00 | 0.02576796 | 0.03200000 | | 0.00 | | |
| WORKING INTEREST | Mar 19 | 1.0000 | 0.00 | | (1,134.67) | 0.03109320 | 0.03109274 | 0.00 | (35.28) | | |
| PRODUCTION TAX | Mar 19 | | | | 109.04 | 0.03109320 | 0.03109274 | | 3.39 | | |
| WORKING INTEREST | Mar 19 | 1.0000 | 0.00 | | (1,134.67) | 0.00115751 | 0.00115452 | 0.00 | (1.31) | | |
| PRODUCTION TAX | Mar 19 | | | | 109.04 | 0.00115751 | 0.00115452 | | 0.13 | | |
| WORKING INTEREST | Apr 19 | 1.0000 | 0.00 | | (1,253.66) | 0.03109320 | 0.03109296 | 0.00 | (38.98) | | |
| PRODUCTION TAX | Apr 19 | | | | 120.47 | 0.03109320 | 0.03109296 | | 3.75 | | |
| WORKING INTEREST | Apr 19 | 1.0000 | 0.00 | | (1,253.66) | 0.00115751 | 0.00115661 | 0.00 | (1.45) | | |
| PRODUCTION TAX | Apr 19 | | | | 120.47 | 0.00115751 | 0.00115661 | | 0.14 | | |
| WORKING INTEREST | May 19 | 1.0000 | 0.00 | | (1,258.35) | 0.03109320 | 0.03109628 | 0.00 | (39.13) | | |

Represented Unit of Measure: Gas = MCFs, Plant Products = GALs, Oil = BBLs

www.energylink.com

Generated on Tuesday, November 2, 2021 1:09 PM

Page 6 of 16

© 2021 Enverus. All rights reserved. Unauthorized use prohibited.

112

113

Check Number 1189500

Owner 035904 SIANA OIL & GAS CO, LLC

Operator MEWBOURNE OIL COMPANY

| Type | Production Date | Property Values | | | | Owner Share | | | |
|----------------------|-----------------|-----------------|----------|-------|------------|----------------|-----------------------|--------|----------|
| | | BTU | Volume | Price | Value | Owner Interest | Distribution Interest | Volume | Value |
| PRODUCTION TAX | May 19 | | | | 120.92 | 0.03109320 | 0.03109626 | | 3.78 |
| WORKING INTEREST | May 19 | 1.0000 | 0.00 | | (1,258.35) | 0.00115751 | 0.00116025 | 0.00 | (1.46) |
| PRODUCTION TAX | May 19 | | | | 120.92 | 0.00115751 | 0.00116025 | | 0.14 |
| WORKING INTEREST | Aug 19 | 1.0000 | 0.00 | | (324.27) | 0.03109320 | 0.03108521 | 0.00 | (10.08) |
| PRODUCTION TAX | Aug 19 | | | | 31.16 | 0.03109320 | 0.03108521 | | 0.97 |
| WORKING INTEREST | Aug 19 | 1.0000 | 0.00 | | (324.27) | 0.00115751 | 0.00117186 | 0.00 | (0.38) |
| PRODUCTION TAX | Aug 19 | | | | 31.16 | 0.00115751 | 0.00117186 | | 0.04 |
| WORKING INTEREST | Jul 21 | 1.0000 | 0.00 | | (21.33) | 0.03109320 | 0.03094233 | 0.00 | (0.66) |
| PRODUCTION TAX | Jul 21 | | | | 2.02 | 0.03109320 | 0.03094233 | | 0.06 |
| WORKING INTEREST | Jul 21 | 1.0000 | 0.00 | | (21.33) | 0.00115751 | 0.00093765 | 0.00 | (0.02) |
| PRODUCTION TAX | Jul 21 | | | | 2.02 | 0.00115751 | 0.00093765 | | 0.00 |
| WORKING INTEREST | Jul 21 | 1.2900 | 6.67 | 5.32 | 35.51 | 0.02576796 | 0.02618981 | 0.18 | 0.93 |
| AD VALOREM TAX | Jul 21 | | | | (0.48) | 0.02576796 | 0.02618981 | | (0.01) |
| CONSERVATION TAX | Jul 21 | | | | (0.06) | 0.02576796 | 0.02618981 | | 0.00 |
| EMERGENCY SCHOOL TAX | Jul 21 | | | | (1.24) | 0.02576796 | 0.02618981 | | (0.04) |
| PRODUCTION TAX | Jul 21 | | | | 0.00 | 0.02576796 | 0.02618981 | | 0.00 |
| SEVERANCE TAX | Jul 21 | | | | (1.17) | 0.02576796 | 0.02618981 | | (0.04) |
| WORKING INTEREST | Jul 21 | 1.2900 | 6.67 | 5.32 | 35.51 | 0.00086814 | 0.00084483 | 0.01 | 0.03 |
| AD VALOREM TAX | Jul 21 | | | | (0.48) | 0.00086814 | 0.00084483 | | 0.00 |
| CONSERVATION TAX | Jul 21 | | | | (0.06) | 0.00086814 | 0.00084483 | | 0.00 |
| EMERGENCY SCHOOL TAX | Jul 21 | | | | (1.24) | 0.00086814 | 0.00084483 | | 0.00 |
| PRODUCTION TAX | Jul 21 | | | | 0.00 | 0.00086814 | 0.00084483 | | 0.00 |
| SEVERANCE TAX | Jul 21 | | | | (1.17) | 0.00086814 | 0.00084483 | | 0.00 |
| WORKING INTEREST | Jul 21 | 1.3100 | 157.28 | 5.00 | 785.78 | 0.02576796 | 0.02579602 | 4.06 | 20.27 |
| AD VALOREM TAX | Jul 21 | | | | (10.65) | 0.02576796 | 0.02579602 | | (0.32) |
| CONSERVATION TAX | Jul 21 | | | | (1.31) | 0.02576796 | 0.02579602 | | (0.04) |
| EMERGENCY SCHOOL TAX | Jul 21 | | | | (27.50) | 0.02576796 | 0.02579602 | | (0.82) |
| PRODUCTION TAX | Jul 21 | | | | 0.00 | 0.02576796 | 0.02579602 | | 0.00 |
| SEVERANCE TAX | Jul 21 | | | | (25.78) | 0.02576796 | 0.02579602 | | (0.77) |
| WORKING INTEREST | Jul 21 | 1.3100 | 157.28 | 5.00 | 785.78 | 0.00086814 | 0.00086538 | 0.14 | 0.68 |
| AD VALOREM TAX | Jul 21 | | | | (10.65) | 0.00086814 | 0.00086538 | | (0.01) |
| CONSERVATION TAX | Jul 21 | | | | (1.31) | 0.00086814 | 0.00086538 | | 0.00 |
| EMERGENCY SCHOOL TAX | Jul 21 | | | | (27.50) | 0.00086814 | 0.00086538 | | (0.03) |
| PRODUCTION TAX | Jul 21 | | | | 0.00 | 0.00086814 | 0.00086538 | | 0.00 |
| SEVERANCE TAX | Jul 21 | | | | (25.78) | 0.00086814 | 0.00086538 | | (0.03) |
| Total GAS | | | | | | | | 4.39 | (98.61) |
| OIL | | | | | | | | | |
| WORKING INTEREST | Jul 21 | | 0.00 | | (41.93) | 0.02576796 | 0.03362747 | 0.00 | (1.41) |
| AD VALOREM TAX | Jul 21 | | | | 0.00 | 0.02576796 | 0.03362747 | | 0.00 |
| WORKING INTEREST | Jul 21 | | 0.00 | | (41.93) | 0.00086814 | 0.00119246 | 0.00 | (0.05) |
| AD VALOREM TAX | Jul 21 | | | | 0.00 | 0.00086814 | 0.00119246 | | 0.00 |
| WORKING INTEREST | Jul 21 | | 2,795.51 | 71.54 | 199,996.10 | 0.02576796 | 0.02576805 | 72.07 | 5,153.51 |
| AD VALOREM TAX | Jul 21 | | | | (2,710.52) | 0.02576796 | 0.02576805 | | (79.85) |
| CONSERVATION TAX | Jul 21 | | | | (332.49) | 0.02576796 | 0.02576805 | | (9.81) |

Represented Unit of Measure: Gas = MCFs, Plant Products = GALs, Oil = BBLs

www.energylink.com

Generated on Tuesday, November 2, 2021 1:09 PM

Page 7 of 16

© 2021 Enverus. All rights reserved. Unauthorized use prohibited.

113

114

Check Number 1189500

Owner 035904 SIANA OIL & GAS CO, LLC

Operator MEWBOURNE OIL COMPANY

| Type | Production Date | Property Values | | | | Owner Share | | | |
|----------------------|-----------------|-----------------|----------|-------|------------|----------------|-----------------------|--------|----------|
| | | BTU | Volume | Price | Value | Owner Interest | Distribution Interest | Volume | Value |
| EMERGENCY SCHOOL TAX | Jul 21 | | | | (5,512.39) | 0.02576796 | 0.02576805 | | (162.36) |
| PRODUCTION TAX | Jul 21 | | | | 0.00 | 0.02576796 | 0.02576805 | | 0.00 |
| SEVERANCE TAX | Jul 21 | | | | (6,562.37) | 0.02576796 | 0.02576805 | | (193.29) |
| WORKING INTEREST | Jul 21 | | 2,795.51 | 71.54 | 199,996.10 | 0.00086814 | 0.00086817 | 2.43 | 173.63 |
| AD VALOREM TAX | Jul 21 | | | | (2,710.52) | 0.00086814 | 0.00086817 | | (2.69) |
| CONSERVATION TAX | Jul 21 | | | | (332.49) | 0.00086814 | 0.00086817 | | (0.33) |
| EMERGENCY SCHOOL TAX | Jul 21 | | | | (5,512.39) | 0.00086814 | 0.00086817 | | (5.47) |
| PRODUCTION TAX | Jul 21 | | | | 0.00 | 0.00086814 | 0.00086817 | | 0.00 |
| SEVERANCE TAX | Jul 21 | | | | (6,562.37) | 0.00086814 | 0.00086817 | | (6.51) |
| Total OIL | | | | | | | | 74.50 | 4,885.37 |
| Total Property | | | | | | | | | 4,768.76 |

Property: 62906000

GAZELLE 22 B2MD FED COM 2H NM 025

GAS

| | | | | | | | | | |
|------------------|--------|--------|------|--|----------|------------|------------|------|----------|
| WORKING INTEREST | Jul 21 | 1.0000 | 0.00 | | (8.90) | 0.15501887 | 0.20000000 | 0.00 | (1.78) |
| AD VALOREM TAX | Jul 21 | | | | 0.00 | 0.15501887 | 0.20000000 | | 0.00 |
| WORKING INTEREST | Jul 21 | 1.0000 | 0.00 | | (8.90) | 0.00121401 | 0.00112360 | 0.00 | (0.01) |
| AD VALOREM TAX | Jul 21 | | | | 0.00 | 0.00121401 | 0.00112360 | | 0.00 |
| WORKING INTEREST | Mar 19 | 1.0000 | 0.00 | | (380.85) | 0.19549819 | 0.19548379 | 0.00 | (74.45) |
| PRODUCTION TAX | Mar 19 | | | | 36.60 | 0.19549819 | 0.19548379 | | 7.16 |
| WORKING INTEREST | Mar 19 | 1.0000 | 0.00 | | (380.85) | 0.00149375 | 0.00149800 | 0.00 | (0.57) |
| PRODUCTION TAX | Mar 19 | | | | 36.60 | 0.00149375 | 0.00149800 | | 0.05 |
| WORKING INTEREST | Apr 19 | 1.0000 | 0.00 | | (338.33) | 0.19549819 | 0.19548961 | 0.00 | (66.14) |
| PRODUCTION TAX | Apr 19 | | | | 32.51 | 0.19549819 | 0.19548961 | | 6.35 |
| WORKING INTEREST | Apr 19 | 1.0000 | 0.00 | | (338.33) | 0.00149375 | 0.00150700 | 0.00 | (0.51) |
| PRODUCTION TAX | Apr 19 | | | | 32.51 | 0.00149375 | 0.00150700 | | 0.05 |
| WORKING INTEREST | May 19 | 1.0000 | 0.00 | | (422.45) | 0.19549819 | 0.19550243 | 0.00 | (82.59) |
| PRODUCTION TAX | May 19 | | | | 40.60 | 0.19549819 | 0.19550243 | | 7.94 |
| WORKING INTEREST | May 19 | 1.0000 | 0.00 | | (422.45) | 0.00149375 | 0.00149100 | 0.00 | (0.63) |
| PRODUCTION TAX | May 19 | | | | 40.60 | 0.00149375 | 0.00149100 | | 0.06 |
| WORKING INTEREST | Aug 19 | 1.0000 | 0.00 | | (201.80) | 0.19549819 | 0.19548611 | 0.00 | (39.41) |
| PRODUCTION TAX | Aug 19 | | | | 19.37 | 0.19549819 | 0.19548611 | | 3.78 |
| WORKING INTEREST | Aug 19 | 1.0000 | 0.00 | | (201.80) | 0.00149375 | 0.00148800 | 0.00 | (0.30) |
| PRODUCTION TAX | Aug 19 | | | | 19.37 | 0.00149375 | 0.00148800 | | 0.03 |
| WORKING INTEREST | Jul 21 | 1.0000 | 0.00 | | (50.39) | 0.19549819 | 0.19547529 | 0.00 | (9.85) |
| PRODUCTION TAX | Jul 21 | | | | 4.78 | 0.19549819 | 0.19547529 | | 0.94 |
| WORKING INTEREST | Jul 21 | 1.0000 | 0.00 | | (50.39) | 0.00149375 | 0.00158762 | 0.00 | (0.08) |
| PRODUCTION TAX | Jul 21 | | | | 4.78 | 0.00149375 | 0.00158762 | | 0.01 |
| Total GAS | | | | | | | | 0.00 | (249.95) |

GAS WELL GAS

| | | | | | | | | | |
|----------------------|--------|--------|----------|------|----------|------------|------------|--------|---------|
| WORKING INTEREST | Jul 21 | 1.2400 | 1,182.87 | 4.63 | 5,383.97 | 0.15501887 | 0.15501944 | 180.28 | 834.62 |
| AD VALOREM TAX | Jul 21 | | | | (72.97) | 0.15501887 | 0.15501944 | | (12.98) |
| CONSERVATION TAX | Jul 21 | | | | (8.95) | 0.15501887 | 0.15501944 | | (1.60) |
| EMERGENCY SCHOOL TAX | Jul 21 | | | | (188.44) | 0.15501887 | 0.15501944 | | (33.41) |

Represented Unit of Measure: Gas = MCFs, Plant Products = GALs, Oil = BBLs

www.energylink.com

Generated on Tuesday, November 2, 2021 1:09 PM

Page 8 of 16

© 2021 Enverus. All rights reserved. Unauthorized use prohibited.

114

115

Check Number 1189500

Owner 035904 SIANA OIL & GAS CO, LLC

Operator MEWBOURNE OIL COMPANY

| | | Property Values | | | | Owner Share | | | |
|----------------------|-----------------|-----------------------------------|-----------|-------|-------------|----------------|-----------------------|--------|------------|
| Type | Production Date | BTU | Volume | Price | Value | Owner Interest | Distribution Interest | Volume | Value |
| SEVERANCE TAX | Jul 21 | | | | (176.66) | 0.15501887 | 0.15501944 | | (31.32) |
| WORKING INTEREST | Jul 21 | 1.2400 | 1,162.87 | 4.63 | 5,383.97 | 0.00121401 | 0.00121472 | 1.41 | 6.54 |
| AD VALOREM TAX | Jul 21 | | | | (72.97) | 0.00121401 | 0.00121472 | | (0.10) |
| CONSERVATION TAX | Jul 21 | | | | (8.95) | 0.00121401 | 0.00121472 | | (0.01) |
| EMERGENCY SCHOOL TAX | Jul 21 | | | | (188.44) | 0.00121401 | 0.00121472 | | (0.26) |
| SEVERANCE TAX | Jul 21 | | | | (176.66) | 0.00121401 | 0.00121472 | | (0.25) |
| Total GAS WELL GAS | | | | | | | | 181.69 | 761.23 |
| OIL | | | | | | | | | |
| WORKING INTEREST | Jul 21 | | 0.00 | | (38.70) | 0.15501887 | 0.19974160 | 0.00 | (7.73) |
| AD VALOREM TAX | Jul 21 | | | | 0.00 | 0.15501887 | 0.19974160 | | 0.00 |
| WORKING INTEREST | Jul 21 | | 0.00 | | (38.70) | 0.00121401 | 0.00155039 | 0.00 | (0.06) |
| AD VALOREM TAX | Jul 21 | | | | 0.00 | 0.00121401 | 0.00155039 | | 0.00 |
| WORKING INTEREST | Jul 21 | | 2,579.88 | 71.54 | 184,569.52 | 0.15501887 | 0.15501893 | 399.96 | 28,611.77 |
| AD VALOREM TAX | Jul 21 | | | | (2,501.45) | 0.15501887 | 0.15501893 | | (443.17) |
| CONSERVATION TAX | Jul 21 | | | | (306.85) | 0.15501887 | 0.15501893 | | (54.39) |
| EMERGENCY SCHOOL TAX | Jul 21 | | | | (5,087.20) | 0.15501887 | 0.15501893 | | (901.29) |
| SEVERANCE TAX | Jul 21 | | | | (6,056.19) | 0.15501887 | 0.15501893 | | (1,072.96) |
| WORKING INTEREST | Jul 21 | | 2,579.88 | 71.54 | 184,569.52 | 0.00121401 | 0.00121401 | 3.13 | 224.07 |
| AD VALOREM TAX | Jul 21 | | | | (2,501.45) | 0.00121401 | 0.00121401 | | (3.47) |
| CONSERVATION TAX | Jul 21 | | | | (306.85) | 0.00121401 | 0.00121401 | | (0.43) |
| EMERGENCY SCHOOL TAX | Jul 21 | | | | (5,087.20) | 0.00121401 | 0.00121401 | | (7.06) |
| SEVERANCE TAX | Jul 21 | | | | (6,056.19) | 0.00121401 | 0.00121401 | | (8.40) |
| Total OIL | | | | | | | | 403.09 | 26,336.88 |
| Total Property | | | | | | | | | 26,848.16 |
| | | | | | | | | | |
| | | | | | | | | | |
| Property: | 62907000 | GAZELLE 22 B2NC FED COM 2H NM 025 | | | | | | | |
| | | | | | | | | | |
| GAS WELL GAS | | | | | | | | | |
| OVERRIDING ROYALTY | Jul 21 | 1.2400 | 11,535.84 | 4.63 | 53,409.66 | 0.00802318 | 0.00802308 | 92.55 | 428.51 |
| AD VALOREM TAX | Jul 21 | | | | (723.85) | 0.00802318 | 0.00802308 | | (5.64) |
| CONSERVATION TAX | Jul 21 | | | | (88.79) | 0.00802318 | 0.00802308 | | (0.82) |
| EMERGENCY SCHOOL TAX | Jul 21 | | | | (1,869.34) | 0.00802318 | 0.00802308 | | (17.14) |
| SEVERANCE TAX | Jul 21 | | | | (1,752.50) | 0.00802318 | 0.00802308 | | (16.07) |
| OVERRIDING ROYALTY | Jul 21 | 1.2400 | 11,535.84 | 4.63 | 53,409.66 | 0.00009432 | 0.00009399 | 1.10 | 5.02 |
| AD VALOREM TAX | Jul 21 | | | | (723.85) | 0.00009432 | 0.00009399 | | (0.05) |
| CONSERVATION TAX | Jul 21 | | | | (88.79) | 0.00009432 | 0.00009399 | | 0.00 |
| EMERGENCY SCHOOL TAX | Jul 21 | | | | (1,869.34) | 0.00009432 | 0.00009399 | | (0.18) |
| SEVERANCE TAX | Jul 21 | | | | (1,752.50) | 0.00009432 | 0.00009399 | | (0.15) |
| Total GAS WELL GAS | | | | | | | | 93.65 | 392.48 |
| OIL | | | | | | | | | |
| OVERRIDING ROYALTY | Jul 21 | | 5,845.16 | 71.54 | 403,865.47 | 0.00802318 | 0.00802317 | 45.29 | 3,240.28 |
| AD VALOREM TAX | Jul 21 | | | | (5,473.54) | 0.00802318 | 0.00802317 | | (50.19) |
| CONSERVATION TAX | Jul 21 | | | | (671.43) | 0.00802318 | 0.00802317 | | (6.16) |
| EMERGENCY SCHOOL TAX | Jul 21 | | | | (11,131.54) | 0.00802318 | 0.00802317 | | (102.07) |
| SEVERANCE TAX | Jul 21 | | | | (13,251.84) | 0.00802318 | 0.00802317 | | (121.51) |

116

Check Number 1189500

Owner 035904 SIANA OIL & GAS CO, LLC

Operator MEWBOURNE OIL COMPANY

| Type | Production Date | Property Values | | | | Owner Share | | | |
|--|-----------------|-----------------|-------------|-------|--------------|----------------|-----------------------|----------|------------|
| | | BTU | Volume | Price | Value | Owner Interest | Distribution Interest | Volume | Value |
| OVERRIDING ROYALTY | Jul 21 | | 5,645.16 | 71.54 | 403,865.47 | 0.00009432 | 0.00009421 | 0.54 | 38.05 |
| AD VALOREM TAX | Jul 21 | | | | (5,473.54) | 0.00009432 | 0.00009421 | | (0.58) |
| CONSERVATION TAX | Jul 21 | | | | (671.43) | 0.00009432 | 0.00009421 | | (0.04) |
| EMERGENCY SCHOOL TAX | Jul 21 | | | | (11,131.54) | 0.00009432 | 0.00009421 | | (1.20) |
| SEVERANCE TAX | Jul 21 | | | | (13,251.84) | 0.00009432 | 0.00009421 | | (1.38) |
| Total OIL | | | | | | | | 45.83 | 2,995.20 |
| Total Property | | | | | | | | | 3,387.68 |
| Property: 02915000 CREEDENCE 21/16 W0ED ST COM 2H NM 015 | | | | | | | | | |
| GAS | | | | | | | | | |
| WORKING INTEREST | Jul 21 | 1.0000 | 0.00 | | (230.83) | 0.00477272 | 0.00641164 | 0.00 | (1.48) |
| AD VALOREM TAX | Jul 21 | | | | 0.00 | 0.00477272 | 0.00641164 | | 0.00 |
| Total GAS | | | | | | | | 0.00 | (1.48) |
| GAS WELL GAS | | | | | | | | | |
| WORKING INTEREST | Jul 21 | 1.3400 | 30,172.43 | 6.35 | 191,692.27 | 0.00477272 | 0.00477275 | 144.01 | 914.90 |
| AD VALOREM TAX | Jul 21 | | | | (1,922.72) | 0.00477272 | 0.00477275 | | (10.33) |
| CONSERVATION TAX | Jul 21 | | | | (323.75) | 0.00477272 | 0.00477275 | | (1.74) |
| EMERGENCY SCHOOL TAX | Jul 21 | | | | (6,815.73) | 0.00477272 | 0.00477275 | | (36.60) |
| SEVERANCE TAX | Jul 21 | | | | (6,389.74) | 0.00477272 | 0.00477275 | | (34.31) |
| WORKING INTEREST | Jul 21 | 1.3400 | 30,172.43 | 6.35 | 191,692.27 | 0.00477272 | 0.00477275 | 144.01 | 914.90 |
| AD VALOREM TAX | Jul 21 | | | | (1,922.72) | 0.00477272 | 0.00477275 | | (10.33) |
| CONSERVATION TAX | Jul 21 | | | | (323.75) | 0.00477272 | 0.00477275 | | (1.74) |
| EMERGENCY SCHOOL TAX | Jul 21 | | | | (6,815.73) | 0.00477272 | 0.00477275 | | (36.60) |
| SEVERANCE TAX | Jul 21 | | | | (6,389.74) | 0.00477272 | 0.00477275 | | (34.31) |
| WORKING INTEREST | Jul 21 | 1.3400 | (30,172.43) | 6.35 | (191,692.27) | 0.00477272 | 0.00477275 | (144.01) | (914.90) |
| AD VALOREM TAX | Jul 21 | | | | 1,922.72 | 0.00477272 | 0.00477275 | | 10.33 |
| CONSERVATION TAX | Jul 21 | | | | 323.75 | 0.00477272 | 0.00477275 | | 1.74 |
| EMERGENCY SCHOOL TAX | Jul 21 | | | | 6,815.73 | 0.00477272 | 0.00477275 | | 36.60 |
| SEVERANCE TAX | Jul 21 | | | | 6,389.74 | 0.00477272 | 0.00477275 | | 34.31 |
| Total GAS WELL GAS | | | | | | | | 144.01 | 831.92 |
| OIL | | | | | | | | | |
| WORKING INTEREST | Jul 21 | | 0.00 | | (182.71) | 0.00477272 | 0.00640359 | 0.00 | (1.17) |
| AD VALOREM TAX | Jul 21 | | | | 0.00 | 0.00477272 | 0.00640359 | | 0.00 |
| WORKING INTEREST | Jul 21 | | 12,180.84 | 70.65 | 860,574.97 | 0.00477272 | 0.00477272 | 58.14 | 4,107.28 |
| AD VALOREM TAX | Jul 21 | | | | (6,631.76) | 0.00477272 | 0.00477272 | | (46.35) |
| CONSERVATION TAX | Jul 21 | | | | (1,453.42) | 0.00477272 | 0.00477272 | | (7.81) |
| EMERGENCY SCHOOL TAX | Jul 21 | | | | (24,096.10) | 0.00477272 | 0.00477272 | | (129.38) |
| SEVERANCE TAX | Jul 21 | | | | (28,685.83) | 0.00477272 | 0.00477272 | | (154.02) |
| WORKING INTEREST | Jul 21 | | 12,180.84 | 70.65 | 860,574.97 | 0.00477272 | 0.00477272 | 58.14 | 4,107.28 |
| AD VALOREM TAX | Jul 21 | | | | (6,631.76) | 0.00477272 | 0.00477272 | | (46.35) |
| CONSERVATION TAX | Jul 21 | | | | (1,453.42) | 0.00477272 | 0.00477272 | | (7.81) |
| EMERGENCY SCHOOL TAX | Jul 21 | | | | (24,096.10) | 0.00477272 | 0.00477272 | | (129.38) |
| SEVERANCE TAX | Jul 21 | | | | (28,685.83) | 0.00477272 | 0.00477272 | | (154.02) |
| WORKING INTEREST | Jul 21 | | (12,180.84) | 70.65 | (860,574.97) | 0.00477272 | 0.00477272 | (58.14) | (4,107.28) |

Represented Unit of Measure: Gas = MCFs, Plant Products = GALs, Oil = BBLs

www.energylink.com

Generated on Tuesday, November 2, 2021 1:09 PM

Page 10 of 16

© 2021 Enverus. All rights reserved. Unauthorized use prohibited.

116

117

Check Number 1189500

Owner 035904 SIANA OIL & GAS CO, LLC

Operator MEWBOURNE OIL COMPANY

| Type | Production Date | Property Values | | | | Owner Share | | | |
|--|-----------------|-----------------|-------------|-------|----------------|----------------|-----------------------|----------|------------|
| | | BTU | Volume | Price | Value | Owner Interest | Distribution Interest | Volume | Value |
| AD VALOREM TAX | Jul 21 | | | | 8,631.76 | 0.00477272 | 0.00477272 | | 46.35 |
| CONSERVATION TAX | Jul 21 | | | | 1,453.42 | 0.00477272 | 0.00477272 | | 7.81 |
| EMERGENCY SCHOOL TAX | Jul 21 | | | | 24,096.10 | 0.00477272 | 0.00477272 | | 129.38 |
| SEVERANCE TAX | Jul 21 | | | | 28,685.83 | 0.00477272 | 0.00477272 | | 154.02 |
| Total OIL | | | | | | | | 58.14 | 3,788.55 |
| Total Property | | | | | | | | | 4,596.99 |
| Property: 62916000 CREEDENCE 21/16 W1ED ST COM 1H NM 015 | | | | | | | | | |
| GAS | | | | | | | | | |
| WORKING INTEREST | Jul 21 | 1.0000 | 0.00 | | (167.93) | 0.00477272 | 0.00637170 | 0.00 | (1.07) |
| AD VALOREM TAX | Jul 21 | | | | 0.00 | 0.00477272 | 0.00637170 | | 0.00 |
| Total GAS | | | | | | | | 0.00 | (1.07) |
| GAS WELL GAS | | | | | | | | | |
| WORKING INTEREST | Jul 21 | 1.3400 | 21,951.01 | 6.35 | 139,459.73 | 0.00477272 | 0.00477270 | 104.77 | 865.60 |
| AD VALOREM TAX | Jul 21 | | | | (1,398.81) | 0.00477272 | 0.00477270 | | (7.51) |
| CONSERVATION TAX | Jul 21 | | | | (235.53) | 0.00477272 | 0.00477270 | | (1.27) |
| EMERGENCY SCHOOL TAX | Jul 21 | | | | (4,958.57) | 0.00477272 | 0.00477270 | | (26.63) |
| SEVERANCE TAX | Jul 21 | | | | (4,648.66) | 0.00477272 | 0.00477270 | | (24.96) |
| WORKING INTEREST | Jul 21 | 1.3400 | 21,951.01 | 6.35 | 139,459.73 | 0.00477272 | 0.00477270 | 104.77 | 865.60 |
| AD VALOREM TAX | Jul 21 | | | | (1,398.81) | 0.00477272 | 0.00477270 | | (7.51) |
| CONSERVATION TAX | Jul 21 | | | | (235.53) | 0.00477272 | 0.00477270 | | (1.27) |
| EMERGENCY SCHOOL TAX | Jul 21 | | | | (4,958.57) | 0.00477272 | 0.00477270 | | (26.63) |
| SEVERANCE TAX | Jul 21 | | | | (4,648.66) | 0.00477272 | 0.00477270 | | (24.96) |
| WORKING INTEREST | Jul 21 | 1.3400 | (21,951.01) | 6.35 | (139,459.73) | 0.00477272 | 0.00477270 | (104.77) | (865.60) |
| AD VALOREM TAX | Jul 21 | | | | 1,398.81 | 0.00477272 | 0.00477270 | | 7.51 |
| CONSERVATION TAX | Jul 21 | | | | 235.53 | 0.00477272 | 0.00477270 | | 1.27 |
| EMERGENCY SCHOOL TAX | Jul 21 | | | | 4,958.57 | 0.00477272 | 0.00477270 | | 26.63 |
| SEVERANCE TAX | Jul 21 | | | | 4,648.66 | 0.00477272 | 0.00477270 | | 24.96 |
| Total GAS WELL GAS | | | | | | | | 104.77 | 805.23 |
| OIL | | | | | | | | | |
| WORKING INTEREST | Jul 21 | | 0.00 | | (219.26) | 0.00477272 | 0.00638511 | 0.00 | (1.40) |
| AD VALOREM TAX | Jul 21 | | | | 0.00 | 0.00477272 | 0.00638511 | | 0.00 |
| WORKING INTEREST | Jul 21 | | 14,617.63 | 70.65 | 1,032,733.90 | 0.00477272 | 0.00477272 | 69.77 | 4,928.95 |
| AD VALOREM TAX | Jul 21 | | | | (10,358.55) | 0.00477272 | 0.00477272 | | (55.62) |
| CONSERVATION TAX | Jul 21 | | | | (1,744.17) | 0.00477272 | 0.00477272 | | (9.37) |
| EMERGENCY SCHOOL TAX | Jul 21 | | | | (28,916.55) | 0.00477272 | 0.00477272 | | (155.28) |
| SEVERANCE TAX | Jul 21 | | | | (34,424.46) | 0.00477272 | 0.00477272 | | (184.84) |
| WORKING INTEREST | Jul 21 | | 14,617.63 | 70.65 | 1,032,733.90 | 0.00477272 | 0.00477272 | 69.77 | 4,928.95 |
| AD VALOREM TAX | Jul 21 | | | | (10,358.55) | 0.00477272 | 0.00477272 | | (55.62) |
| CONSERVATION TAX | Jul 21 | | | | (1,744.17) | 0.00477272 | 0.00477272 | | (9.37) |
| EMERGENCY SCHOOL TAX | Jul 21 | | | | (28,916.55) | 0.00477272 | 0.00477272 | | (155.28) |
| SEVERANCE TAX | Jul 21 | | | | (34,424.46) | 0.00477272 | 0.00477272 | | (184.84) |
| WORKING INTEREST | Jul 21 | | (14,617.63) | 70.65 | (1,032,733.90) | 0.00477272 | 0.00477272 | (69.77) | (4,928.95) |
| AD VALOREM TAX | Jul 21 | | | | 10,358.55 | 0.00477272 | 0.00477272 | | 55.62 |

Represented Unit of Measure: Gas = MCFs, Plant Products = GALs, Oil = BBLs

www.energylink.com

Generated on Tuesday, November 2, 2021 1:09 PM

Page 11 of 16

© 2021 Enverus. All rights reserved. Unauthorized use prohibited.

117

118

Check Number 1189500

Owner 035904 SIANA OIL & GAS CO, LLC

Operator MEWBOURNE OIL COMPANY

| Type | Production Date | Property Values | | | | Owner Share | | | |
|----------------------|-----------------|-----------------|--------|-------|-----------|----------------|-----------------------|--------|----------|
| | | BTU | Volume | Price | Value | Owner Interest | Distribution Interest | Volume | Value |
| CONSERVATION TAX | Jul 21 | | | | 1,744.17 | 0.00477272 | 0.00477272 | | 9.37 |
| EMERGENCY SCHOOL TAX | Jul 21 | | | | 28,916.55 | 0.00477272 | 0.00477272 | | 155.26 |
| SEVERANCE TAX | Jul 21 | | | | 34,424.46 | 0.00477272 | 0.00477272 | | 184.84 |
| Total OIL | | | | | | | | 69.77 | 4,522.46 |
| Total Property | | | | | | | | | 5,126.62 |

Property: 62958000

GAZELLE 22 B3MD FED COM 1H NM 025

GAS

| | | | | | | | | | |
|------------------|--------|--------|------|--|----------|------------|------------|------|----------|
| WORKING INTEREST | Jul 21 | 1.0000 | 0.00 | | (58.66) | 0.15501887 | 0.19979543 | 0.00 | (11.72) |
| AD VALOREM TAX | Jul 21 | | | | 0.00 | 0.15501887 | 0.19979543 | | 0.00 |
| WORKING INTEREST | Jul 21 | 1.0000 | 0.00 | | (58.66) | 0.00121401 | 0.00153427 | 0.00 | (0.09) |
| AD VALOREM TAX | Jul 21 | | | | 0.00 | 0.00121401 | 0.00153427 | | 0.00 |
| WORKING INTEREST | Mar 19 | 1.0000 | 0.00 | | (414.91) | 0.19549819 | 0.19551228 | 0.00 | (81.12) |
| PRODUCTION TAX | Mar 19 | | | | 39.87 | 0.19549819 | 0.19551228 | | 7.79 |
| WORKING INTEREST | Mar 19 | 1.0000 | 0.00 | | (414.91) | 0.00149375 | 0.00149400 | 0.00 | (0.62) |
| PRODUCTION TAX | Mar 19 | | | | 39.87 | 0.00149375 | 0.00149400 | | 0.06 |
| WORKING INTEREST | Apr 19 | 1.0000 | 0.00 | | (419.06) | 0.19549819 | 0.19548513 | 0.00 | (81.92) |
| PRODUCTION TAX | Apr 19 | | | | 40.27 | 0.19549819 | 0.19548513 | | 7.87 |
| WORKING INTEREST | Apr 19 | 1.0000 | 0.00 | | (419.06) | 0.00149375 | 0.00150300 | 0.00 | (0.63) |
| PRODUCTION TAX | Apr 19 | | | | 40.27 | 0.00149375 | 0.00150300 | | 0.06 |
| WORKING INTEREST | May 19 | 1.0000 | 0.00 | | (311.00) | 0.19549819 | 0.19549839 | 0.00 | (60.80) |
| PRODUCTION TAX | May 19 | | | | 29.89 | 0.19549819 | 0.19549839 | | 5.85 |
| WORKING INTEREST | May 19 | 1.0000 | 0.00 | | (311.00) | 0.00149375 | 0.00147900 | 0.00 | (0.46) |
| PRODUCTION TAX | May 19 | | | | 29.89 | 0.00149375 | 0.00147900 | | 0.04 |
| WORKING INTEREST | Aug 19 | 1.0000 | 0.00 | | (108.43) | 0.19549819 | 0.19551785 | 0.00 | (21.20) |
| PRODUCTION TAX | Aug 19 | | | | 10.42 | 0.19549819 | 0.19551785 | | 2.04 |
| WORKING INTEREST | Aug 19 | 1.0000 | 0.00 | | (108.43) | 0.00149375 | 0.00147500 | 0.00 | (0.16) |
| PRODUCTION TAX | Aug 19 | | | | 10.42 | 0.00149375 | 0.00147500 | | 0.02 |
| WORKING INTEREST | Jul 21 | 1.0000 | 0.00 | | (332.28) | 0.19549819 | 0.19549777 | 0.00 | (64.96) |
| PRODUCTION TAX | Jul 21 | | | | 31.53 | 0.19549819 | 0.19549777 | | 6.17 |
| WORKING INTEREST | Jul 21 | 1.0000 | 0.00 | | (332.28) | 0.00149375 | 0.00150476 | 0.00 | (0.50) |
| PRODUCTION TAX | Jul 21 | | | | 31.53 | 0.00149375 | 0.00150476 | | 0.05 |
| Total GAS | | | | | | | | 0.00 | (294.23) |

GAS WELL GAS

| | | | | | | | | | |
|----------------------|--------|--------|----------|------|------------|------------|------------|----------|----------|
| WORKING INTEREST | Jul 21 | 1.2400 | 7,668.31 | 4.63 | 35,503.43 | 0.15501887 | 0.15501854 | 1,188.73 | 5,503.69 |
| AD VALOREM TAX | Jul 21 | | | | (481.17) | 0.15501887 | 0.15501854 | | (85.26) |
| CONSERVATION TAX | Jul 21 | | | | (59.02) | 0.15501887 | 0.15501854 | | (10.51) |
| EMERGENCY SCHOOL TAX | Jul 21 | | | | (1,242.62) | 0.15501887 | 0.15501854 | | (220.16) |
| SEVERANCE TAX | Jul 21 | | | | (1,164.96) | 0.15501887 | 0.15501854 | | (206.41) |
| WORKING INTEREST | Jul 21 | 1.2400 | 7,668.31 | 4.63 | 35,503.43 | 0.00121401 | 0.00121397 | 9.31 | 43.10 |
| AD VALOREM TAX | Jul 21 | | | | (481.17) | 0.00121401 | 0.00121397 | | (0.67) |
| CONSERVATION TAX | Jul 21 | | | | (59.02) | 0.00121401 | 0.00121397 | | (0.08) |
| EMERGENCY SCHOOL TAX | Jul 21 | | | | (1,242.62) | 0.00121401 | 0.00121397 | | (1.72) |
| SEVERANCE TAX | Jul 21 | | | | (1,164.96) | 0.00121401 | 0.00121397 | | (1.62) |

Represented Unit of Measure: Gas = MCFs, Plant Products = GALS, Oil = BBLs

www.energylink.com

Generated on Tuesday, November 2, 2021 1:09 PM

Page 12 of 16

© 2021 Enverus. All rights reserved. Unauthorized use prohibited.

118

119

Check Number 1189500

Owner 035904 SIANA OIL & GAS CO, LLC

Operator MEWBOURNE OIL COMPANY

| | Type | Production Date | Property Values | | | | Owner Share | | | |
|-----|----------------------|-----------------|-----------------|----------|-------|------------|--------------------|-----------------------|-----------|------------|
| | | | BTU | Volume | Price | Value | Owner Interest | Distribution Interest | Volume | Value |
| | | | | | | | | | | |
| | | | | | | | Total GAS WELL GAS | 1,196.04 | 5,020.38 | |
| OIL | WORKING INTEREST | Jul 21 | | 0.00 | | (49.13) | 0.15501887 | 0.19987788 | 0.00 | (9.82) |
| | AD VALOREM TAX | Jul 21 | | | | 0.00 | 0.15501887 | 0.19987788 | | 0.00 |
| | WORKING INTEREST | Jul 21 | | 0.00 | | (49.13) | 0.00121401 | 0.00162833 | 0.00 | (0.08) |
| | AD VALOREM TAX | Jul 21 | | | | 0.00 | 0.00121401 | 0.00162833 | | 0.00 |
| | WORKING INTEREST | Jul 21 | | 3,275.19 | 71.54 | 234,313.32 | 0.15501887 | 0.15501889 | 507.73 | 36,322.99 |
| | AD VALOREM TAX | Jul 21 | | | | (3,175.62) | 0.15501887 | 0.15501889 | | (562.56) |
| | CONSERVATION TAX | Jul 21 | | | | (389.55) | 0.15501887 | 0.15501889 | | (69.02) |
| | EMERGENCY SCHOOL TAX | Jul 21 | | | | (6,458.26) | 0.15501887 | 0.15501889 | | (1,144.19) |
| | SEVERANCE TAX | Jul 21 | | | | (7,688.41) | 0.15501887 | 0.15501889 | | (1,362.11) |
| | WORKING INTEREST | Jul 21 | | 3,275.19 | 71.54 | 234,313.32 | 0.00121401 | 0.00121402 | 3.98 | 284.46 |
| | AD VALOREM TAX | Jul 21 | | | | (3,175.62) | 0.00121401 | 0.00121402 | | (4.41) |
| | CONSERVATION TAX | Jul 21 | | | | (389.55) | 0.00121401 | 0.00121402 | | (0.54) |
| | EMERGENCY SCHOOL TAX | Jul 21 | | | | (6,458.26) | 0.00121401 | 0.00121402 | | (8.96) |
| | SEVERANCE TAX | Jul 21 | | | | (7,688.41) | 0.00121401 | 0.00121402 | | (10.67) |
| | | | | | | | | Total OIL | 511.71 | 33,435.09 |
| | | | | | | | Total Property | | 38,161.22 | |

Property: 62959000

GAZELLE 22 B3NC FED COM 1H NM 025

| | | | | | | | | | |
|----------------------|--------|---------------------------|----------|-------|-------------|------------|------------|--------------|-----------------|
| GAS WELL GAS | | | | | | | | | |
| OVERRIDING ROYALTY | Jul 21 | 1.2400 | 8,061.64 | 4.63 | 37,324.51 | 0.00802318 | 0.00802315 | 64.68 | 299.46 |
| AD VALOREM TAX | Jul 21 | | | | (505.85) | 0.00802318 | 0.00802315 | | (4.64) |
| CONSERVATION TAX | Jul 21 | | | | (62.05) | 0.00802318 | 0.00802315 | | (0.57) |
| EMERGENCY SCHOOL TAX | Jul 21 | | | | (1,306.36) | 0.00802318 | 0.00802315 | | (11.98) |
| SEVERANCE TAX | Jul 21 | | | | (1,224.71) | 0.00802318 | 0.00802315 | | (11.23) |
| OVERRIDING ROYALTY | Jul 21 | 1.2400 | 8,061.64 | 4.63 | 37,324.51 | 0.00009432 | 0.00009511 | 0.74 | 3.55 |
| AD VALOREM TAX | Jul 21 | | | | (505.85) | 0.00009432 | 0.00009511 | | (0.02) |
| CONSERVATION TAX | Jul 21 | | | | (62.05) | 0.00009432 | 0.00009511 | | 0.00 |
| EMERGENCY SCHOOL TAX | Jul 21 | | | | (1,306.36) | 0.00009432 | 0.00009511 | | (0.12) |
| SEVERANCE TAX | Jul 21 | | | | (1,224.71) | 0.00009432 | 0.00009511 | | (0.09) |
| | | Total GAS WELL GAS | | | | | | 65.42 | 274.36 |
| OIL | | | | | | | | | |
| OVERRIDING ROYALTY | Jul 21 | | 5,953.71 | 71.54 | 425,939.72 | 0.00802318 | 0.00802318 | 47.77 | 3,417.39 |
| AD VALOREM TAX | Jul 21 | | | | (5,772.71) | 0.00802318 | 0.00802318 | | (52.93) |
| CONSERVATION TAX | Jul 21 | | | | (708.12) | 0.00802318 | 0.00802318 | | (6.49) |
| EMERGENCY SCHOOL TAX | Jul 21 | | | | (11,739.96) | 0.00802318 | 0.00802318 | | (107.65) |
| SEVERANCE TAX | Jul 21 | | | | (13,976.15) | 0.00802318 | 0.00802318 | | (129.15) |
| OVERRIDING ROYALTY | Jul 21 | | 5,953.71 | 71.54 | 425,939.72 | 0.00009432 | 0.00009426 | 0.55 | 40.15 |
| AD VALOREM TAX | Jul 21 | | | | (5,772.71) | 0.00009432 | 0.00009426 | | (0.60) |
| CONSERVATION TAX | Jul 21 | | | | (708.12) | 0.00009432 | 0.00009426 | | (0.05) |
| EMERGENCY SCHOOL TAX | Jul 21 | | | | (11,739.96) | 0.00009432 | 0.00009426 | | (1.23) |
| SEVERANCE TAX | Jul 21 | | | | (13,976.15) | 0.00009432 | 0.00009426 | | (1.46) |
| | | Total OIL | | | | | | 48.32 | 3,168.98 |

Represented Unit of Measure: Gas = MCFs, Plant Products = GALS, Oil = BBLs

www.energylink.com

Generated on Tuesday, November 2, 2021 1:09 PM

Page 13 of 16

© 2021 Enverus. All rights reserved. Unauthorized use prohibited.

119

120

| Check Number | | 1189500 | | Owner | | 035904 SIANA OIL & GAS CO, LLC | | Operator | | MEWBOURNE OIL COMPANY | |
|--------------|--|---------|--|-------|--|--------------------------------|--|----------|--|-----------------------|--|
| | | | | | | | | | | | |
| | | | | | | | | | | | |
| | | | | | | | | | | | |
| | | | | | | | | | | | |
| | | | | | | | | | | | |
| | | | | | | | | | | | |
| | | | | | | | | | | | |
| | | | | | | | | | | | |
| | | | | | | | | | | | |
| | | | | | | | | | | | |
| | | | | | | | | | | | |
| | | | | | | | | | | | |
| | | | | | | | | | | | |
| | | | | | | | | | | | |
| | | | | | | | | | | | |
| | | | | | | | | | | | |
| | | | | | | | | | | | |
| | | | | | | | | | | | |
| | | | | | | | | | | | |
| | | | | | | | | | | | |
| | | | | | | | | | | | |
| | | | | | | | | | | | |
| | | | | | | | | | | | |
| | | | | | | | | | | | |
| | | | | | | | | | | | |
| | | | | | | | | | | | |
| | | | | | | | | | | | |
| | | | | | | | | | | | |
| | | | | | | | | | | | |
| | | | | | | | | | | | |
| | | | | | | | | | | | |
| | | | | | | | | | | | |
| | | | | | | | | | | | |
| | | | | | | | | | | | |
| | | | | | | | | | | | |
| | | | | | | | | | | | |
| | | | | | | | | | | | |
| | | | | | | | | | | | |
| | | | | | | | | | | | |
| | | | | | | | | | | | |
| | | | | | | | | | | | |
| | | | | | | | | | | | |
| | | | | | | | | | | | |
| | | | | | | | | | | | |
| | | | | | | | | | | | |
| | | | | | | | | | | | |
| | | | | | | | | | | | |
| | | | | | | | | | | | |
| | | | | | | | | | | | |
| | | | | | | | | | | | |
| | | | | | | | | | | | |
| | | | | | | | | | | | |
| | | | | | | | | | | | |
| | | | | | | | | | | | |
| | | | | | | | | | | | |
| | | | | | | | | | | | |
| | | | | | | | | | | | |
| | | | | | | | | | | | |
| | | | | | | | | | | | |
| | | | | | | | | | | | |
| | | | | | | | | | | | |
| | | | | | | | | | | | |
| | | | | | | | | | | | |
| | | | | | | | | | | | |
| | | | | | | | | | | | |
| | | | | | | | | | | | |
| | | | | | | | | | | | |
| | | | | | | | | | | | |
| | | | | | | | | | | | |
| | | | | | | | | | | | |
| | | | | | | | | | | | |
| | | | | | | | | | | | |
| | | | | | | | | | | | |
| | | | | | | | | | | | |
| | | | | | | | | | | | |
| | | | | | | | | | | | |
| | | | | | | | | | | | |
| | | | | | | | | | | | |
| | | | | | | | | | | | |
| | | | | | | | | | | | |
| | | | | | | | | | | | |
| | | | | | | | | | | | |
| | | | | | | | | | | | |
| | | | | | | | | | | | |
| | | | | | | | | | | | |
| | | | | | | | | | | | |
| | | | | | | | | | | | |
| | | | | | | | | | | | |
| | | | | | | | | | | | |
| | | | | | | | | | | | |
| | | | | | | | | | | | |
| | | | | | | | | | | | |
| | | | | | | | | | | | |
| | | | | | | | | | | | |
| | | | | | | | | | | | |
| | | | | | | | | | | | |
| | | | | | | | | | | | |
| | | | | | | | | | | | |
| | | | | | | | | | | | |
| | | | | | | | | | | | |
| | | | | | | | | | | | |
| | | | | | | | | | | | |
| | | | | | | | | | | | |
| | | | | | | | | | | | |
| | | | | | | | | | | | |

Represented Unit of Measure: Gas = MCFs, Plant Products = GALs, Oil = BBLs

www.energylink.com

Generated on Tuesday, November 2, 2021 1:09 PM

Page 14 of 16

© 2021 Enverus. All rights reserved. Unauthorized use prohibited.

120

121

| Check Number | | Owner | | Operator | | | | | | |
|--------------|----------------------|---------------------------------------|--------|-----------------------|-------|----------------|-----------------------|--------------------|----------|------------|
| 1189500 | | 035904 SIANA OIL & GAS CO, LLC | | MEWBOURNE OIL COMPANY | | | | | | |
| Type | Production Date | Property Values | | | | Owner Share | | | | |
| | | BTU | Volume | Price | Value | Owner Interest | Distribution Interest | Volume | Value | |
| Property: | 72186000 | CREEDENCE 21/16 W1FC ST COM 3H NM 015 | | | | | | | | |
| GAS | | | | | | | | | | |
| | WORKING INTEREST | Jul 21 | 1.0000 | 0.00 | | (263.60) | 0.00477272 | 0.00641123 | 0.00 | (1.69) |
| | AD VALOREM TAX | Jul 21 | | | | 0.00 | 0.00477272 | 0.00641123 | | 0.00 |
| | | | | | | | | Total GAS | 0.00 | (1.69) |
| GAS WELL GAS | | | | | | | | | | |
| | WORKING INTEREST | Jul 21 | 1.3400 | 34,456.02 | 6.35 | 218,906.95 | 0.00477272 | 0.00477271 | 164.45 | 1,044.78 |
| | AD VALOREM TAX | Jul 21 | | | | (2,195.69) | 0.00477272 | 0.00477271 | | (11.79) |
| | CONSERVATION TAX | Jul 21 | | | | (369.71) | 0.00477272 | 0.00477271 | | (1.99) |
| | EMERGENCY SCHOOL TAX | Jul 21 | | | | (7,783.36) | 0.00477272 | 0.00477271 | | (41.79) |
| | SEVERANCE TAX | Jul 21 | | | | (7,296.90) | 0.00477272 | 0.00477271 | | (39.18) |
| | WORKING INTEREST | Jul 21 | 1.3400 | 34,456.02 | 6.35 | 218,906.95 | 0.00477272 | 0.00477271 | 164.45 | 1,044.78 |
| | AD VALOREM TAX | Jul 21 | | | | (2,195.69) | 0.00477272 | 0.00477271 | | (11.79) |
| | CONSERVATION TAX | Jul 21 | | | | (369.71) | 0.00477272 | 0.00477271 | | (1.99) |
| | EMERGENCY SCHOOL TAX | Jul 21 | | | | (7,783.36) | 0.00477272 | 0.00477271 | | (41.79) |
| | SEVERANCE TAX | Jul 21 | | | | (7,296.90) | 0.00477272 | 0.00477271 | | (39.18) |
| | WORKING INTEREST | Jul 21 | 1.3400 | (34,456.02) | 6.35 | (218,906.95) | 0.00477272 | 0.00477271 | (164.45) | (1,044.78) |
| | AD VALOREM TAX | Jul 21 | | | | 2,195.69 | 0.00477272 | 0.00477271 | | 11.79 |
| | CONSERVATION TAX | Jul 21 | | | | 369.71 | 0.00477272 | 0.00477271 | | 1.99 |
| | EMERGENCY SCHOOL TAX | Jul 21 | | | | 7,783.36 | 0.00477272 | 0.00477271 | | 41.79 |
| | SEVERANCE TAX | Jul 21 | | | | 7,296.90 | 0.00477272 | 0.00477271 | | 39.18 |
| | | | | | | | | Total GAS WELL GAS | 164.45 | 950.03 |
| OIL | | | | | | | | | | |
| | WORKING INTEREST | Jul 21 | | 0.00 | | (155.19) | 0.00477272 | 0.00637928 | 0.00 | (0.99) |
| | AD VALOREM TAX | Jul 21 | | | | 0.00 | 0.00477272 | 0.00637928 | | 0.00 |
| | WORKING INTEREST | Jul 21 | | 10,345.76 | 70.65 | 730,926.77 | 0.00477272 | 0.00477272 | 49.38 | 3,488.51 |
| | AD VALOREM TAX | Jul 21 | | | | (7,331.36) | 0.00477272 | 0.00477272 | | (39.37) |
| | CONSERVATION TAX | Jul 21 | | | | (1,234.45) | 0.00477272 | 0.00477272 | | (6.63) |
| | EMERGENCY SCHOOL TAX | Jul 21 | | | | (20,465.95) | 0.00477272 | 0.00477272 | | (109.89) |
| | SEVERANCE TAX | Jul 21 | | | | (24,364.23) | 0.00477272 | 0.00477272 | | (130.82) |
| | WORKING INTEREST | Jul 21 | | 10,345.76 | 70.65 | 730,926.77 | 0.00477272 | 0.00477272 | 49.38 | 3,488.51 |
| | AD VALOREM TAX | Jul 21 | | | | (7,331.36) | 0.00477272 | 0.00477272 | | (39.37) |
| | CONSERVATION TAX | Jul 21 | | | | (1,234.45) | 0.00477272 | 0.00477272 | | (6.63) |
| | EMERGENCY SCHOOL TAX | Jul 21 | | | | (20,465.95) | 0.00477272 | 0.00477272 | | (109.89) |
| | SEVERANCE TAX | Jul 21 | | | | (24,364.23) | 0.00477272 | 0.00477272 | | (130.82) |
| | WORKING INTEREST | Jul 21 | | (10,345.76) | 70.65 | (730,926.77) | 0.00477272 | 0.00477272 | (49.38) | (3,488.51) |
| | AD VALOREM TAX | Jul 21 | | | | 7,331.36 | 0.00477272 | 0.00477272 | | 39.37 |
| | CONSERVATION TAX | Jul 21 | | | | 1,234.45 | 0.00477272 | 0.00477272 | | 6.63 |
| | EMERGENCY SCHOOL TAX | Jul 21 | | | | 20,465.95 | 0.00477272 | 0.00477272 | | 109.89 |
| | SEVERANCE TAX | Jul 21 | | | | 24,364.23 | 0.00477272 | 0.00477272 | | 130.82 |
| | | | | | | | | Total OIL | 49.38 | 3,200.81 |
| | | | | | | | | Total Property | | 4,149.15 |

Represented Unit of Measure: Gas = MCFs, Plant Products = GALs, Oil = BBLs

www.energylink.com

Generated on Tuesday, November 2, 2021 1:09 PM

Page 15 of 16

© 2021 Enverus. All rights reserved. Unauthorized use prohibited.

121

122

Check Number 1189500

Owner 035904 SIANA OIL & GAS CO, LLC

Operator MEWBOURNE OIL COMPANY

| | | Type | Production Date | Property Values | | | | Owner Share | | | |
|--------------|----------------------|-----------------------------------|-----------------|-----------------|--------|-------------|----------------|--------------------|-----------------------|---------|-------|
| | | | | BTU | Volume | Price | Value | Owner Interest | Distribution Interest | Volume | Value |
| Property: | 72310000 | IBEX 15/10 B1PA FED COM 2H NM 025 | | | | | | | | | |
| GAS | WORKING INTEREST | Jul 21 | 1.0000 | 0.00 | | (237.71) | 0.00040427 | 0.00054688 | 0.00 | (0.13) | |
| | AD VALOREM TAX | Jul 21 | | | | 0.00 | 0.00040427 | 0.00054688 | | 0.00 | |
| | WORKING INTEREST | Jul 21 | 1.0000 | 0.00 | | (4,775.50) | 0.00053902 | 0.00053816 | 0.00 | (2.57) | |
| | PRODUCTION TAX | Jul 21 | | | | 453.14 | 0.00053902 | 0.00053816 | | 0.24 | |
| | | | | | | | | Total GAS | 0.00 | (2.46) | |
| GAS WELL GAS | WORKING INTEREST | Jul 21 | 1.2600 | 30,903.72 | 4.55 | 140,538.28 | 0.00040427 | 0.00040430 | 12.49 | 56.82 | |
| | AD VALOREM TAX | Jul 21 | | | | (1,904.70) | 0.00040427 | 0.00040430 | | (0.88) | |
| | CONSERVATION TAX | Jul 21 | | | | (233.64) | 0.00040427 | 0.00040430 | | (0.11) | |
| | EMERGENCY SCHOOL TAX | Jul 21 | | | | (4,918.84) | 0.00040427 | 0.00040430 | | (2.27) | |
| | SEVERANCE TAX | Jul 21 | | | | (4,511.41) | 0.00040427 | 0.00040430 | | (2.13) | |
| | | | | | | | | Total GAS WELL GAS | 12.49 | 51.43 | |
| OIL | WORKING INTEREST | Jul 21 | | 0.00 | | (203.68) | 0.00040427 | 0.00054006 | 0.00 | (0.11) | |
| | AD VALOREM TAX | Jul 21 | | | | 0.00 | 0.00040427 | 0.00054006 | | 0.00 | |
| | WORKING INTEREST | Jul 21 | | 13,578.90 | 71.54 | 971,460.30 | 0.00040427 | 0.00040427 | 5.49 | 392.73 | |
| | AD VALOREM TAX | Jul 21 | | | | (13,166.08) | 0.00040427 | 0.00040427 | | (6.08) | |
| | CONSERVATION TAX | Jul 21 | | | | (1,615.05) | 0.00040427 | 0.00040427 | | (0.75) | |
| | EMERGENCY SCHOOL TAX | Jul 21 | | | | (26,775.87) | 0.00040427 | 0.00040427 | | (12.37) | |
| | SEVERANCE TAX | Jul 21 | | | | (31,876.04) | 0.00040427 | 0.00040427 | | (14.73) | |
| | | | | | | | | Total OIL | 5.49 | 358.69 | |
| | | | | | | | Total Property | | 407.66 | | |

| | Owner Gross Value | Owner Deductions | Owner Taxes | Non Revenue Deductions | Owner Net Value |
|--------------------|-------------------|------------------|-------------|------------------------|-----------------|
| Check Total | 166,483.49 | | (14,433.74) | | 152,049.75 |

Represented Unit of Measure: Gas = MCFs, Plant Products = GALS, Oil = BBLs

Generated on Tuesday, November 2, 2021 1:09 PM

© 2021 Enverus. All rights reserved. Unauthorized use prohibited.

Page 16 of 16

122

123



Revenue Statement

Owner

035904
SIANA OIL & GAS CO, LLC
TOM M RAGSDALE
P O BOX 2246
CONROE, TX 77305

Operator

MEWBOURNE OIL COMPANY
P O BOX 7698
TYLER, TX 75711-7698
(903) 561-2900
ownerrelations@mewbourne.com

Check

Check Number 1197690
Check Amount 146,349.15
Check Date October 15, 2021

Copyright Notice

© 2021 Enverus. All rights reserved. Unauthorized use prohibited.

Data, reports, user interface, software and other content which is accessed by users through EnergyLink constitutes copyright protected content owned by Enverus. Any unauthorized copying, scraping, downloading, retransmission, redistribution, reproduction, republishing or other duplication or modification of copyright protected content is a violation of Canadian and US federal copyright laws and may be subject to legal action. Other than PDF copies for use in an unmodified format by authorized users, no one has permission to copy, scrape, download, retransmit, redistribute, reproduce, republish, duplicate, modify or make public for commercial use this copyright protected content, in any form, without the express written permission of Enverus.

| | | Type | Production Date | Property Values | | | | Owner Share | | | |
|-----------|----------|-------------------------------------|-----------------|-----------------|--------|-------|----------|----------------|-----------------------|--------|---------|
| | | | | BTU | Volume | Price | Value | Owner Interest | Distribution Interest | Volume | Value |
| Property: | 62390000 | PRONGHORN 15 B3BO FED COM 1H NM 025 | | | | | | | | | |
| GAS | | | | | | | | | | | |
| | | WORKING INTEREST | Feb 21 | 1.0000 | 0.00 | | 18.86 | 0.05402784 | 0.06839800 | 0.00 | 1.29 |
| | | AD VALOREM TAX | Feb 21 | | | | 0.00 | 0.05402784 | 0.06839800 | | 0.00 |
| | | WORKING INTEREST | Feb 21 | 1.0000 | 0.00 | | (18.86) | 0.05402784 | 0.06839800 | 0.00 | (1.29) |
| | | AD VALOREM TAX | Feb 21 | | | | 0.00 | 0.05402784 | 0.06839800 | | 0.00 |
| | | WORKING INTEREST | Jul 21 | 1.0000 | 0.00 | | 7.81 | 0.05402784 | 0.06786172 | 0.00 | 0.53 |
| | | AD VALOREM TAX | Jul 21 | | | | 0.00 | 0.05402784 | 0.06786172 | | 0.00 |
| | | WORKING INTEREST | Jul 21 | 1.0000 | 0.00 | | (7.81) | 0.05402784 | 0.06786172 | 0.00 | (0.53) |
| | | AD VALOREM TAX | Jul 21 | | | | 0.00 | 0.05402784 | 0.06786172 | | 0.00 |
| | | WORKING INTEREST | Aug 21 | 1.0000 | 0.00 | | (5.76) | 0.05402784 | 0.06944444 | 0.00 | (0.40) |
| | | AD VALOREM TAX | Aug 21 | | | | 0.00 | 0.05402784 | 0.06944444 | | 0.00 |
| | | WORKING INTEREST | Sep 19 | 1.0000 | 0.00 | | (504.77) | 0.06837475 | 0.06836777 | 0.00 | (34.51) |
| | | PRODUCTION TAX | Sep 19 | | | | 48.51 | 0.06837475 | 0.06836777 | | 3.31 |
| | | WORKING INTEREST | Oct 19 | 1.0000 | 0.00 | | (168.64) | 0.06837475 | 0.06837049 | 0.00 | (11.53) |
| | | PRODUCTION TAX | Oct 19 | | | | 16.21 | 0.06837475 | 0.06837049 | | 1.11 |
| | | WORKING INTEREST | Nov 19 | 1.0000 | 0.00 | | (369.55) | 0.06837475 | 0.06838046 | 0.00 | (25.27) |
| | | PRODUCTION TAX | Nov 19 | | | | 35.47 | 0.06837475 | 0.06838046 | | 2.42 |
| | | WORKING INTEREST | Aug 21 | 1.0000 | 0.00 | | (52.44) | 0.06837475 | 0.06845919 | 0.00 | (3.59) |
| | | PRODUCTION TAX | Aug 21 | | | | 4.98 | 0.06837475 | 0.06845919 | | 0.34 |
| | | WORKING INTEREST | Jul 21 | 1.2900 | 249.76 | 5.00 | 1,247.81 | 0.05402784 | 0.05403868 | 13.52 | 67.43 |
| | | AD VALOREM TAX | Jul 21 | | | | (18.91) | 0.05402784 | 0.05403868 | | (1.06) |
| | | CONSERVATION TAX | Jul 21 | | | | (2.07) | 0.05402784 | 0.05403868 | | (0.13) |
| | | EMERGENCY SCHOOL TAX | Jul 21 | | | | (43.67) | 0.05402784 | 0.05403868 | | (2.72) |
| | | PRODUCTION TAX | Jul 21 | | | | 0.00 | 0.05402784 | 0.05403868 | | 0.00 |

Represented Unit of Measure: Gas = MCFs, Plant Products = GALs, Oil = BBLs

www.energylink.com

Generated on Tuesday, November 2, 2021 1:09 PM

Page 1 of 21

© 2021 Enverus. All rights reserved. Unauthorized use prohibited.

123

124

Check Number 1197690

Owner 035904 SIANA OIL & GAS CO, LLC

Operator MEWBOURNE OIL COMPANY

| Type | Production Date | Property Values | | | | Owner Share | | | |
|----------------------|-----------------|-----------------|------------|-------|-------------|----------------|-----------------------|----------|-----------|
| | | BTU | Volume | Price | Value | Owner Interest | Distribution Interest | Volume | Value |
| SEVERANCE TAX | Jul 21 | | | | (40.94) | 0.05402784 | 0.05403868 | | (2.55) |
| WORKING INTEREST | Jul 21 | 1.2900 | (249.76) | 5.00 | (1,247.81) | 0.05402784 | 0.05403868 | (13.52) | (67.43) |
| AD VALOREM TAX | Jul 21 | | | | 16.91 | 0.05402784 | 0.05403868 | | 1.06 |
| CONSERVATION TAX | Jul 21 | | | | 2.07 | 0.05402784 | 0.05403868 | | 0.13 |
| EMERGENCY SCHOOL TAX | Jul 21 | | | | 43.67 | 0.05402784 | 0.05403868 | | 2.72 |
| PRODUCTION TAX | Jul 21 | | | | 0.00 | 0.05402784 | 0.05403868 | | 0.00 |
| SEVERANCE TAX | Jul 21 | | | | 40.94 | 0.05402784 | 0.05403868 | | 2.55 |
| WORKING INTEREST | Aug 21 | 1.2700 | 752.95 | 2.70 | 2,035.94 | 0.05402784 | 0.05403401 | 40.71 | 110.01 |
| AD VALOREM TAX | Aug 21 | | | | (27.59) | 0.05402784 | 0.05403401 | | (1.72) |
| CONSERVATION TAX | Aug 21 | | | | (3.38) | 0.05402784 | 0.05403401 | | (0.22) |
| EMERGENCY SCHOOL TAX | Aug 21 | | | | (71.26) | 0.05402784 | 0.05403401 | | (4.42) |
| PRODUCTION TAX | Aug 21 | | | | 0.00 | 0.05402784 | 0.05403401 | | 0.00 |
| SEVERANCE TAX | Aug 21 | | | | (68.80) | 0.05402784 | 0.05403401 | | (4.14) |
| WORKING INTEREST | Jul 21 | 1.2900 | 786.35 | 5.32 | 4,186.41 | 0.05402784 | 0.05403197 | 42.52 | 226.20 |
| AD VALOREM TAX | Jul 21 | | | | (56.74) | 0.05402784 | 0.05403197 | | (3.53) |
| CONSERVATION TAX | Jul 21 | | | | (6.96) | 0.05402784 | 0.05403197 | | (0.44) |
| EMERGENCY SCHOOL TAX | Jul 21 | | | | (146.52) | 0.05402784 | 0.05403197 | | (9.08) |
| PRODUCTION TAX | Jul 21 | | | | 0.00 | 0.05402784 | 0.05403197 | | 0.00 |
| SEVERANCE TAX | Jul 21 | | | | (137.37) | 0.05402784 | 0.05403197 | | (8.51) |
| WORKING INTEREST | Jul 21 | 1.2900 | (786.35) | 5.32 | (4,185.97) | 0.05402784 | 0.05403288 | (42.52) | (226.18) |
| AD VALOREM TAX | Jul 21 | | | | 56.73 | 0.05402784 | 0.05403288 | | 3.53 |
| CONSERVATION TAX | Jul 21 | | | | 6.96 | 0.05402784 | 0.05403288 | | 0.44 |
| EMERGENCY SCHOOL TAX | Jul 21 | | | | 146.51 | 0.05402784 | 0.05403288 | | 9.08 |
| PRODUCTION TAX | Jul 21 | | | | 0.00 | 0.05402784 | 0.05403288 | | 0.00 |
| SEVERANCE TAX | Jul 21 | | | | 137.35 | 0.05402784 | 0.05403288 | | 8.51 |
| WORKING INTEREST | Feb 21 | 1.2600 | (2,464.74) | 4.98 | (12,285.33) | 0.05402784 | 0.05402700 | (133.18) | (663.75) |
| AD VALOREM TAX | Feb 21 | | | | 168.50 | 0.05402784 | 0.05402700 | | 10.31 |
| CONSERVATION TAX | Feb 21 | | | | 20.42 | 0.05402784 | 0.05402700 | | 1.27 |
| EMERGENCY SCHOOL TAX | Feb 21 | | | | 429.99 | 0.05402784 | 0.05402700 | | 26.57 |
| PRODUCTION TAX | Feb 21 | | | | 0.00 | 0.05402784 | 0.05402700 | | 0.00 |
| SEVERANCE TAX | Feb 21 | | | | 403.11 | 0.05402784 | 0.05402700 | | 24.91 |
| WORKING INTEREST | Feb 21 | 1.2600 | 2,464.74 | 17.03 | 41,975.82 | 0.05402784 | 0.05402800 | 133.18 | 2,267.87 |
| AD VALOREM TAX | Feb 21 | | | | (568.89) | 0.05402784 | 0.05402800 | | (35.15) |
| CONSERVATION TAX | Feb 21 | | | | (69.78) | 0.05402784 | 0.05402800 | | (4.33) |
| EMERGENCY SCHOOL TAX | Feb 21 | | | | (1,469.15) | 0.05402784 | 0.05402800 | | (90.74) |
| PRODUCTION TAX | Feb 21 | | | | 0.00 | 0.05402784 | 0.05402800 | | 0.00 |
| SEVERANCE TAX | Feb 21 | | | | (1,377.33) | 0.05402784 | 0.05402800 | | (85.07) |
| Total GAS | | | | | | | | 40.71 | 1,483.30 |
| OIL | | | | | | | | | |
| WORKING INTEREST | Aug 21 | 1.0000 | 0.00 | | (42.56) | 0.05402784 | 0.06860902 | 0.00 | (2.92) |
| AD VALOREM TAX | Aug 21 | | | | 0.00 | 0.05402784 | 0.06860902 | | 0.00 |
| WORKING INTEREST | Aug 21 | 1.0000 | 2,837.13 | 86.58 | 188,900.94 | 0.05402784 | 0.05402784 | 153.30 | 10,205.91 |
| AD VALOREM TAX | Aug 21 | | | | (2,560.15) | 0.05402784 | 0.05402784 | | (158.11) |
| CONSERVATION TAX | Aug 21 | | | | (314.05) | 0.05402784 | 0.05402784 | | (19.41) |

Represented Unit of Measure: Gas = MCFs, Plant Products = GALS, Oil = BBLs

Generated on Tuesday, November 2, 2021 1:09 PM

© 2021 Enverus. All rights reserved. Unauthorized use prohibited.

www.enveruslink.com

Page 2 of 21

124

125

Check Number 1197690

Owner 035904 SIANA OIL & GAS CO, LLC

Operator MEWBOURNE OIL COMPANY

| Type | Production Date | Property Values | | | | Owner Share | | | |
|----------------------|-----------------|-----------------|--------|-------|------------|----------------|-----------------------|--------|-----------|
| | | BTU | Volume | Price | Value | Owner Interest | Distribution Interest | Volume | Value |
| EMERGENCY SCHOOL TAX | Aug 21 | | | | (5,206.58) | 0.05402784 | 0.05402784 | | (321.51) |
| PRODUCTION TAX | Aug 21 | | | | 0.00 | 0.05402784 | 0.05402784 | | 0.00 |
| SEVERANCE TAX | Aug 21 | | | | (6,198.31) | 0.05402784 | 0.05402784 | | (382.74) |
| Total OIL | | | | | | | | 153.30 | 9,321.22 |
| Total Property | | | | | | | | | 10,804.52 |

Property: 82391000

PRONGHORN 15 B3CN FED COM 1H NM 025

GAS

| | | | | | | | | | |
|----------------------|--------|--------|----------|------|------------|------------|------------|---------|----------|
| WORKING INTEREST | Jul 21 | 1.0000 | 0.00 | | 35.28 | 0.05391420 | 0.06859410 | 0.00 | 2.42 |
| AD VALOREM TAX | Jul 21 | | | | 0.00 | 0.05391420 | 0.06859410 | | 0.00 |
| WORKING INTEREST | Jul 21 | 1.0000 | 0.00 | | (35.28) | 0.05391420 | 0.06859410 | 0.00 | (2.42) |
| AD VALOREM TAX | Jul 21 | | | | 0.00 | 0.05391420 | 0.06859410 | | 0.00 |
| WORKING INTEREST | Aug 21 | 1.0000 | 0.00 | | (32.68) | 0.05391420 | 0.06854345 | 0.00 | (2.24) |
| AD VALOREM TAX | Aug 21 | | | | 0.00 | 0.05391420 | 0.06854345 | | 0.00 |
| WORKING INTEREST | Sep 19 | 1.0000 | 0.00 | | (568.50) | 0.06837475 | 0.06837291 | 0.00 | (38.87) |
| PRODUCTION TAX | Sep 19 | | | | 54.83 | 0.06837475 | 0.06837291 | | 3.73 |
| WORKING INTEREST | Oct 19 | 1.0000 | 0.00 | | (388.86) | 0.06837475 | 0.06837099 | 0.00 | (25.45) |
| PRODUCTION TAX | Oct 19 | | | | 37.18 | 0.06837475 | 0.06837099 | | 2.54 |
| WORKING INTEREST | Nov 19 | 1.0000 | 0.00 | | (383.25) | 0.06837475 | 0.06836269 | 0.00 | (26.20) |
| PRODUCTION TAX | Nov 19 | | | | 36.79 | 0.06837475 | 0.06836269 | | 2.52 |
| WORKING INTEREST | Aug 21 | 1.0000 | 0.00 | | (375.81) | 0.06837475 | 0.06838562 | 0.00 | (25.70) |
| PRODUCTION TAX | Aug 21 | | | | 35.66 | 0.06837475 | 0.06838562 | | 2.44 |
| WORKING INTEREST | Jul 21 | 1.3100 | 298.70 | 5.00 | 1,492.31 | 0.05391420 | 0.05392981 | 16.13 | 80.48 |
| AD VALOREM TAX | Jul 21 | | | | (20.23) | 0.05391420 | 0.05392981 | | (1.25) |
| CONSERVATION TAX | Jul 21 | | | | (2.48) | 0.05391420 | 0.05392981 | | (0.16) |
| EMERGENCY SCHOOL TAX | Jul 21 | | | | (52.23) | 0.05391420 | 0.05392981 | | (3.24) |
| SEVERANCE TAX | Jul 21 | | | | (48.97) | 0.05391420 | 0.05392981 | | (3.04) |
| WORKING INTEREST | Jul 21 | 1.3100 | (298.70) | 5.00 | (1,492.31) | 0.05391420 | 0.05392981 | (16.13) | (80.48) |
| AD VALOREM TAX | Jul 21 | | | | 20.23 | 0.05391420 | 0.05392981 | | 1.25 |
| CONSERVATION TAX | Jul 21 | | | | 2.48 | 0.05391420 | 0.05392981 | | 0.16 |
| EMERGENCY SCHOOL TAX | Jul 21 | | | | 52.23 | 0.05391420 | 0.05392981 | | 3.24 |
| SEVERANCE TAX | Jul 21 | | | | 48.97 | 0.05391420 | 0.05392981 | | 3.04 |
| WORKING INTEREST | Aug 21 | 1.2900 | 999.84 | 2.70 | 2,703.51 | 0.05391420 | 0.05392249 | 53.93 | 145.78 |
| AD VALOREM TAX | Aug 21 | | | | (36.64) | 0.05391420 | 0.05392249 | | (2.27) |
| CONSERVATION TAX | Aug 21 | | | | (4.49) | 0.05391420 | 0.05392249 | | (0.29) |
| EMERGENCY SCHOOL TAX | Aug 21 | | | | (94.62) | 0.05391420 | 0.05392249 | | (5.85) |
| SEVERANCE TAX | Aug 21 | | | | (88.71) | 0.05391420 | 0.05392249 | | (5.49) |
| WORKING INTEREST | Aug 21 | 1.2900 | 3,338.07 | 5.57 | 18,577.59 | 0.05391420 | 0.05391496 | 179.99 | 1,001.61 |
| AD VALOREM TAX | Aug 21 | | | | (251.78) | 0.05391420 | 0.05391496 | | (15.54) |
| CONSERVATION TAX | Aug 21 | | | | (30.89) | 0.05391420 | 0.05391496 | | (1.92) |
| EMERGENCY SCHOOL TAX | Aug 21 | | | | (650.22) | 0.05391420 | 0.05391496 | | (40.09) |
| SEVERANCE TAX | Aug 21 | | | | (609.58) | 0.05391420 | 0.05391496 | | (37.58) |
| WORKING INTEREST | Jul 21 | 1.2900 | 4,399.69 | 5.32 | 23,423.31 | 0.05391420 | 0.05391467 | 237.23 | 1,262.86 |
| AD VALOREM TAX | Jul 21 | | | | (317.45) | 0.05391420 | 0.05391467 | | (19.58) |

Represented Unit of Measure: Gas = MCFs, Plant Products = GALs, Oil = BBLs

Generated on Tuesday, November 2, 2021 1:09 PM

© 2021 Enverus All rights reserved. Unauthorized use prohibited.

www.energylink.com

Page 3 of 21

125

126

Check Number 1197690

Owner 035904 SIANA OIL & GAS CO, LLC

Operator MEWBOURNE OIL COMPANY

| Type | Production Date | Property Values | | | | Owner Share | | | |
|-----------------------|-----------------|-----------------|------------|-------|-------------|----------------|-----------------------|---------------|------------------|
| | | BTU | Volume | Price | Value | Owner Interest | Distribution Interest | Volume | Value |
| CONSERVATION TAX | Jul 21 | | | | (38.94) | 0.05391420 | 0.05391467 | | (2.42) |
| EMERGENCY SCHOOL TAX | Jul 21 | | | | (819.82) | 0.05391420 | 0.05391467 | | (50.54) |
| SEVERANCE TAX | Jul 21 | | | | (768.58) | 0.05391420 | 0.05391467 | | (47.39) |
| WORKING INTEREST | Jul 21 | 1.2900 | (4,399.69) | 5.32 | (23,420.80) | 0.05391420 | 0.05391490 | (237.23) | (1,262.73) |
| AD VALOREM TAX | Jul 21 | | | | 317.42 | 0.05391420 | 0.05391490 | | 19.58 |
| CONSERVATION TAX | Jul 21 | | | | 38.94 | 0.05391420 | 0.05391490 | | 2.42 |
| EMERGENCY SCHOOL TAX | Jul 21 | | | | 819.73 | 0.05391420 | 0.05391490 | | 50.54 |
| SEVERANCE TAX | Jul 21 | | | | 768.50 | 0.05391420 | 0.05391490 | | 47.38 |
| Total GAS | | | | | | | | 233.92 | 930.26 |
| OIL | | | | | | | | | |
| WORKING INTEREST | Aug 21 | 1.0000 | 0.00 | | (42.30) | 0.05391420 | 0.06832151 | 0.00 | (2.89) |
| AD VALOREM TAX | Aug 21 | | | | 0.00 | 0.05391420 | 0.06832151 | | 0.00 |
| WORKING INTEREST | Aug 21 | 1.0000 | 2,820.18 | 66.58 | 187,772.38 | 0.05391420 | 0.05391421 | 152.07 | 10,123.50 |
| AD VALOREM TAX | Aug 21 | | | | (2,544.86) | 0.05391420 | 0.05391421 | | (156.82) |
| CONSERVATION TAX | Aug 21 | | | | (312.17) | 0.05391420 | 0.05391421 | | (19.25) |
| EMERGENCY SCHOOL TAX | Aug 21 | | | | (5,175.48) | 0.05391420 | 0.05391421 | | (318.92) |
| SEVERANCE TAX | Aug 21 | | | | (6,161.28) | 0.05391420 | 0.05391421 | | (379.66) |
| Total OIL | | | | | | | | 152.07 | 9,248.08 |
| Total Property | | | | | | | | | 10,176.32 |

Property: 62392000

PRONGHORN 15 B3DM FED COM 1H NM 025

GAS

| | | | | | | | | | |
|----------------------|--------|--------|--------|-------|----------|------------|------------|-------|---------|
| WORKING INTEREST | Feb 21 | 1.0000 | 0.00 | | 2.14 | 0.05328145 | 0.07009300 | 0.00 | 0.15 |
| AD VALOREM TAX | Feb 21 | | | | 0.00 | 0.05328145 | 0.07009300 | | 0.00 |
| WORKING INTEREST | Feb 21 | 1.0000 | 0.00 | | (2.14) | 0.05328145 | 0.07009300 | 0.00 | (0.15) |
| AD VALOREM TAX | Feb 21 | | | | 0.00 | 0.05328145 | 0.07009300 | | 0.00 |
| WORKING INTEREST | Jul 21 | 1.0000 | 0.00 | | 26.09 | 0.05328145 | 0.06899195 | 0.00 | 1.80 |
| AD VALOREM TAX | Jul 21 | | | | 0.00 | 0.05328145 | 0.06899195 | | 0.00 |
| WORKING INTEREST | Jul 21 | 1.0000 | 0.00 | | (26.09) | 0.05328145 | 0.06899195 | 0.00 | (1.80) |
| AD VALOREM TAX | Jul 21 | | | | 0.00 | 0.05328145 | 0.06899195 | | 0.00 |
| WORKING INTEREST | Aug 21 | 1.0000 | 0.00 | | (21.98) | 0.05328145 | 0.06869882 | 0.00 | (1.51) |
| AD VALOREM TAX | Aug 21 | | | | 0.00 | 0.05328145 | 0.06869882 | | 0.00 |
| WORKING INTEREST | Sep 19 | 1.0000 | 0.00 | | (615.29) | 0.06837475 | 0.06837426 | 0.00 | (42.07) |
| PRODUCTION TAX | Sep 19 | | | | 59.13 | 0.06837475 | 0.06837426 | | 4.04 |
| WORKING INTEREST | Oct 19 | 1.0000 | 0.00 | | (559.42) | 0.06837475 | 0.06837439 | 0.00 | (38.25) |
| PRODUCTION TAX | Oct 19 | | | | 53.76 | 0.06837475 | 0.06837439 | | 3.68 |
| WORKING INTEREST | Nov 19 | 1.0000 | 0.00 | | (577.76) | 0.06837475 | 0.06836749 | 0.00 | (39.50) |
| PRODUCTION TAX | Nov 19 | | | | 55.46 | 0.06837475 | 0.06836749 | | 3.79 |
| WORKING INTEREST | Aug 21 | 1.0000 | 0.00 | | (249.59) | 0.06837475 | 0.06835210 | 0.00 | (17.06) |
| PRODUCTION TAX | Aug 21 | | | | 23.68 | 0.06837475 | 0.06835210 | | 1.82 |
| WORKING INTEREST | Feb 21 | 1.2600 | 279.12 | 17.03 | 4,753.57 | 0.05328145 | 0.05328800 | 14.90 | 253.31 |
| AD VALOREM TAX | Feb 21 | | | | (64.42) | 0.05328145 | 0.05328800 | | (3.96) |
| CONSERVATION TAX | Feb 21 | | | | (7.90) | 0.05328145 | 0.05328800 | | (0.50) |
| EMERGENCY SCHOOL TAX | Feb 21 | | | | (166.37) | 0.05328145 | 0.05328800 | | (10.17) |

Represented Unit of Measure: Gas = MCFs, Plant Products = GALs, Oil = BBLs

Generated on Tuesday, November 2, 2021 1:09 PM

© 2021 Enverus. All rights reserved. Unauthorized use prohibited.

www.energylink.com

Page 4 of 21

126

127

Check Number 1197690

Owner 035804 SIANA OIL & GAS CO, LLC

Operator MEWBOURNE OIL COMPANY

| Type | Production Date | Property Values | | | | Owner Share | | | |
|----------------------|-----------------|-----------------|------------|-------|-------------|----------------|-----------------------|----------|----------|
| | | BTU | Volume | Price | Value | Owner Interest | Distribution Interest | Volume | Value |
| SEVERANCE TAX | Feb 21 | | | | (155.98) | 0.05328145 | 0.05328800 | | (9.53) |
| WORKING INTEREST | Feb 21 | 1.2600 | (279.12) | 4.98 | (1,391.26) | 0.05328145 | 0.05329700 | (14.90) | (74.15) |
| AD VALOREM TAX | Feb 21 | | | | 18.86 | 0.05328145 | 0.05329700 | | 1.17 |
| CONSERVATION TAX | Feb 21 | | | | 2.31 | 0.05328145 | 0.05329700 | | 0.15 |
| EMERGENCY SCHOOL TAX | Feb 21 | | | | 48.69 | 0.05328145 | 0.05329700 | | 2.99 |
| SEVERANCE TAX | Feb 21 | | | | 45.65 | 0.05328145 | 0.05329700 | | 2.81 |
| WORKING INTEREST | Jul 21 | 1.2900 | 295.92 | 5.00 | 1,478.48 | 0.05328145 | 0.05329798 | 15.79 | 78.80 |
| AD VALOREM TAX | Jul 21 | | | | (20.04) | 0.05328145 | 0.05329798 | | (1.24) |
| CONSERVATION TAX | Jul 21 | | | | (2.46) | 0.05328145 | 0.05329798 | | (0.16) |
| EMERGENCY SCHOOL TAX | Jul 21 | | | | (51.75) | 0.05328145 | 0.05329798 | | (3.18) |
| SEVERANCE TAX | Jul 21 | | | | (48.51) | 0.05328145 | 0.05329798 | | (2.99) |
| WORKING INTEREST | Jul 21 | 1.2900 | (295.92) | 5.00 | (1,478.48) | 0.05328145 | 0.05329798 | (15.79) | (78.80) |
| AD VALOREM TAX | Jul 21 | | | | 20.04 | 0.05328145 | 0.05329798 | | 1.24 |
| CONSERVATION TAX | Jul 21 | | | | 2.46 | 0.05328145 | 0.05329798 | | 0.16 |
| EMERGENCY SCHOOL TAX | Jul 21 | | | | 51.75 | 0.05328145 | 0.05329798 | | 3.18 |
| SEVERANCE TAX | Jul 21 | | | | 48.51 | 0.05328145 | 0.05329798 | | 2.99 |
| WORKING INTEREST | Aug 21 | 1.2700 | 804.21 | 2.70 | 2,174.54 | 0.05328145 | 0.05329403 | 42.88 | 115.89 |
| AD VALOREM TAX | Aug 21 | | | | (29.47) | 0.05328145 | 0.05329403 | | (1.82) |
| CONSERVATION TAX | Aug 21 | | | | (3.62) | 0.05328145 | 0.05329403 | | (0.23) |
| EMERGENCY SCHOOL TAX | Aug 21 | | | | (76.11) | 0.05328145 | 0.05329403 | | (4.66) |
| SEVERANCE TAX | Aug 21 | | | | (71.35) | 0.05328145 | 0.05329403 | | (4.38) |
| WORKING INTEREST | Aug 21 | 1.2800 | 2,110.46 | 5.57 | 11,745.49 | 0.05328145 | 0.05328173 | 112.48 | 625.82 |
| AD VALOREM TAX | Aug 21 | | | | (159.19) | 0.05328145 | 0.05328173 | | (9.72) |
| CONSERVATION TAX | Aug 21 | | | | (19.53) | 0.05328145 | 0.05328173 | | (1.21) |
| EMERGENCY SCHOOL TAX | Aug 21 | | | | (411.09) | 0.05328145 | 0.05328173 | | (25.07) |
| SEVERANCE TAX | Aug 21 | | | | (385.40) | 0.05328145 | 0.05328173 | | (23.50) |
| WORKING INTEREST | Jul 21 | 1.2900 | 3,177.09 | 5.32 | 16,914.37 | 0.05328145 | 0.05328191 | 169.31 | 901.23 |
| AD VALOREM TAX | Jul 21 | | | | (229.24) | 0.05328145 | 0.05328191 | | (13.99) |
| CONSERVATION TAX | Jul 21 | | | | (28.12) | 0.05328145 | 0.05328191 | | (1.73) |
| EMERGENCY SCHOOL TAX | Jul 21 | | | | (592.00) | 0.05328145 | 0.05328191 | | (36.08) |
| SEVERANCE TAX | Jul 21 | | | | (555.00) | 0.05328145 | 0.05328191 | | (33.83) |
| WORKING INTEREST | Jul 21 | 1.2900 | (3,177.09) | 5.32 | (16,912.56) | 0.05328145 | 0.05328229 | (169.31) | (901.14) |
| AD VALOREM TAX | Jul 21 | | | | 229.21 | 0.05328145 | 0.05328229 | | 13.99 |
| CONSERVATION TAX | Jul 21 | | | | 28.12 | 0.05328145 | 0.05328229 | | 1.73 |
| EMERGENCY SCHOOL TAX | Jul 21 | | | | 591.94 | 0.05328145 | 0.05328229 | | 36.08 |
| SEVERANCE TAX | Jul 21 | | | | 554.94 | 0.05328145 | 0.05328229 | | 33.82 |
| Total GAS | | | | | | | | 155.36 | 708.06 |
| OIL | | | | | | | | | |
| WORKING INTEREST | Aug 21 | 1.0000 | 0.00 | | (27.50) | 0.05328145 | 0.06909091 | 0.00 | (1.90) |
| AD VALOREM TAX | Aug 21 | | | | 0.00 | 0.05328145 | 0.06909091 | | 0.00 |
| WORKING INTEREST | Aug 21 | 1.0000 | 1,833.21 | 66.58 | 122,058.24 | 0.05328145 | 0.05328153 | 97.70 | 6,503.45 |
| AD VALOREM TAX | Aug 21 | | | | (1,854.24) | 0.05328145 | 0.05328153 | | (100.76) |
| CONSERVATION TAX | Aug 21 | | | | (202.92) | 0.05328145 | 0.05328153 | | (12.38) |
| EMERGENCY SCHOOL TAX | Aug 21 | | | | (3,364.23) | 0.05328145 | 0.05328153 | | (204.87) |

Represented Unit of Measure: Gas = MCFs, Plant Products = GALs, Oil = BBLs

www.energylink.com

Generated on Tuesday, November 2, 2021 1:09 PM

Page 5 of 21

© 2021 Enverus. All rights reserved. Unauthorized use prohibited.

127

128

Check Number 1197690

Owner 035904 SIANA OIL & GAS CO, LLC

Operator MEWBOURNE OIL COMPANY

| Type | Production Date | Property Values | | | | Owner Share | | | |
|------------------|-----------------|--------------------------------|--------|-------|------------|----------------|-----------------------|--------|----------|
| | | BTU | Volume | Price | Value | Owner Interest | Distribution Interest | Volume | Value |
| SEVERANCE TAX | Aug 21 | | | | (4,005.04) | 0.05328145 | 0.05328153 | | (243.91) |
| | | | | | | | Total OIL | 97.70 | 5,939.63 |
| | | | | | | | Total Property | | 6,647.69 |
| | | | | | | | | | |
| Property: | 62774000 | IBEX 10 B3MD FED COM 1H NM 025 | | | | | | | |
| | | | | | | | | | |
| GAS | | | | | | | | | |
| WORKING INTEREST | Feb 21 | 1.0000 | 0.00 | | 18.09 | 0.04291353 | 0.05472600 | 0.00 | 0.99 |
| AD VALOREM TAX | Feb 21 | | | | 0.00 | 0.04291353 | 0.05472600 | | 0.00 |
| WORKING INTEREST | Feb 21 | 1.0000 | 0.00 | | (18.09) | 0.04291353 | 0.05472600 | 0.00 | (0.99) |
| AD VALOREM TAX | Feb 21 | | | | 0.00 | 0.04291353 | 0.05472600 | | 0.00 |
| WORKING INTEREST | Feb 21 | 1.0000 | 0.00 | | 18.09 | 0.00063359 | 0.00055200 | 0.00 | 0.01 |
| AD VALOREM TAX | Feb 21 | | | | 0.00 | 0.00063359 | 0.00055200 | | 0.00 |
| WORKING INTEREST | Feb 21 | 1.0000 | 0.00 | | (18.09) | 0.00063359 | 0.00055200 | 0.00 | (0.01) |
| AD VALOREM TAX | Feb 21 | | | | 0.00 | 0.00063359 | 0.00055200 | | 0.00 |
| WORKING INTEREST | Jul 21 | 1.0000 | 0.00 | | 23.20 | 0.04291353 | 0.05474138 | 0.00 | 1.27 |
| AD VALOREM TAX | Jul 21 | | | | 0.00 | 0.04291353 | 0.05474138 | | 0.00 |
| WORKING INTEREST | Jul 21 | 1.0000 | 0.00 | | (23.20) | 0.04291353 | 0.05474138 | 0.00 | (1.27) |
| AD VALOREM TAX | Jul 21 | | | | 0.00 | 0.04291353 | 0.05474138 | | 0.00 |
| WORKING INTEREST | Jul 21 | 1.0000 | 0.00 | | 23.20 | 0.00063359 | 0.00066207 | 0.00 | 0.02 |
| AD VALOREM TAX | Jul 21 | | | | 0.00 | 0.00063359 | 0.00066207 | | 0.00 |
| WORKING INTEREST | Jul 21 | 1.0000 | 0.00 | | (23.20) | 0.00063359 | 0.00066207 | 0.00 | (0.02) |
| AD VALOREM TAX | Jul 21 | | | | 0.00 | 0.00063359 | 0.00066207 | | 0.00 |
| WORKING INTEREST | Aug 21 | 1.0000 | 0.00 | | (45.23) | 0.04291353 | 0.05483086 | 0.00 | (2.48) |
| AD VALOREM TAX | Aug 21 | | | | 0.00 | 0.04291353 | 0.05483086 | | 0.00 |
| WORKING INTEREST | Aug 21 | 1.0000 | 0.00 | | (45.23) | 0.00063359 | 0.00088437 | 0.00 | (0.04) |
| AD VALOREM TAX | Aug 21 | | | | 0.00 | 0.00063359 | 0.00088437 | | 0.00 |
| WORKING INTEREST | Sep 19 | 1.0000 | 0.00 | | (761.91) | 0.05190886 | 0.05190902 | 0.00 | (39.55) |
| PRODUCTION TAX | Sep 19 | | | | 73.22 | 0.05190886 | 0.05190902 | | 3.80 |
| WORKING INTEREST | Sep 19 | 1.0000 | 0.00 | | (761.91) | 0.00084478 | 0.00083999 | 0.00 | (0.64) |
| PRODUCTION TAX | Sep 19 | | | | 73.22 | 0.00084478 | 0.00083999 | | 0.06 |
| WORKING INTEREST | Oct 19 | 1.0000 | 0.00 | | (712.24) | 0.05190886 | 0.05190666 | 0.00 | (36.97) |
| PRODUCTION TAX | Oct 19 | | | | 68.44 | 0.05190886 | 0.05190666 | | 3.55 |
| WORKING INTEREST | Oct 19 | 1.0000 | 0.00 | | (712.24) | 0.00084478 | 0.00084241 | 0.00 | (0.60) |
| PRODUCTION TAX | Oct 19 | | | | 68.44 | 0.00084478 | 0.00084241 | | 0.06 |
| WORKING INTEREST | Nov 19 | 1.0000 | 0.00 | | (555.99) | 0.05190886 | 0.05190741 | 0.00 | (28.86) |
| PRODUCTION TAX | Nov 19 | | | | 53.37 | 0.05190886 | 0.05190741 | | 2.77 |
| WORKING INTEREST | Nov 19 | 1.0000 | 0.00 | | (555.99) | 0.00084478 | 0.00084534 | 0.00 | (0.47) |
| PRODUCTION TAX | Nov 19 | | | | 53.37 | 0.00084478 | 0.00084534 | | 0.05 |
| WORKING INTEREST | Aug 21 | 1.0000 | 0.00 | | (532.31) | 0.05190886 | 0.05190584 | 0.00 | (27.63) |
| PRODUCTION TAX | Aug 21 | | | | 50.51 | 0.05190886 | 0.05190584 | | 2.62 |
| WORKING INTEREST | Aug 21 | 1.0000 | 0.00 | | (532.31) | 0.00084478 | 0.00084537 | 0.00 | (0.45) |
| PRODUCTION TAX | Aug 21 | | | | 50.51 | 0.00084478 | 0.00084537 | | 0.04 |
| WORKING INTEREST | Jul 21 | 1.3400 | 182.36 | 5.00 | 911.08 | 0.04291353 | 0.04294903 | 7.85 | 39.13 |
| AD VALOREM TAX | Jul 21 | | | | (12.35) | 0.04291353 | 0.04294903 | | (0.82) |

Represented Unit of Measure: Gas = MCFs, Plant Products = GALs, Oil = BBLs

Generated on Tuesday, November 2, 2021 1:09 PM

© 2021 Enverus. All rights reserved. Unauthorized use prohibited.

www.enveruslink.com

Page 6 of 21

128

129

Check Number 1197690

Owner 035904 SIANA OIL & GAS CO. LLC

Operator MEWBOURNE OIL COMPANY

| Type | Production Date | Property Values | | | | Owner Share | | | |
|----------------------|-----------------|-----------------|------------|-------|-------------|----------------|-----------------------|----------|----------|
| | | BTU | Volume | Price | Value | Owner Interest | Distribution Interest | Volume | Value |
| CONSERVATION TAX | Jul 21 | | | | (1.51) | 0.04291353 | 0.04294903 | | (0.08) |
| EMERGENCY SCHOOL TAX | Jul 21 | | | | (31.89) | 0.04291353 | 0.04294903 | | (1.59) |
| SEVERANCE TAX | Jul 21 | | | | (29.90) | 0.04291353 | 0.04294903 | | (1.49) |
| WORKING INTEREST | Jul 21 | 1.3400 | (182.36) | 5.00 | (911.08) | 0.04291353 | 0.04294903 | (7.85) | (39.13) |
| AD VALOREM TAX | Jul 21 | | | | 12.35 | 0.04291353 | 0.04294903 | | 0.62 |
| CONSERVATION TAX | Jul 21 | | | | 1.51 | 0.04291353 | 0.04294903 | | 0.08 |
| EMERGENCY SCHOOL TAX | Jul 21 | | | | 31.89 | 0.04291353 | 0.04294903 | | 1.59 |
| SEVERANCE TAX | Jul 21 | | | | 29.90 | 0.04291353 | 0.04294903 | | 1.49 |
| WORKING INTEREST | Jul 21 | 1.3400 | 182.36 | 5.00 | 911.08 | 0.00063359 | 0.00063661 | 0.12 | 0.58 |
| AD VALOREM TAX | Jul 21 | | | | (12.35) | 0.00063359 | 0.00063661 | | (0.01) |
| CONSERVATION TAX | Jul 21 | | | | (1.51) | 0.00063359 | 0.00063661 | | 0.00 |
| EMERGENCY SCHOOL TAX | Jul 21 | | | | (31.89) | 0.00063359 | 0.00063661 | | (0.02) |
| SEVERANCE TAX | Jul 21 | | | | (29.90) | 0.00063359 | 0.00063661 | | (0.02) |
| WORKING INTEREST | Jul 21 | 1.3400 | (182.36) | 5.00 | (911.08) | 0.00063359 | 0.00063661 | (0.12) | (0.58) |
| AD VALOREM TAX | Jul 21 | | | | 12.35 | 0.00063359 | 0.00063661 | | 0.01 |
| CONSERVATION TAX | Jul 21 | | | | 1.51 | 0.00063359 | 0.00063661 | | 0.00 |
| EMERGENCY SCHOOL TAX | Jul 21 | | | | 31.89 | 0.00063359 | 0.00063661 | | 0.02 |
| SEVERANCE TAX | Jul 21 | | | | 29.90 | 0.00063359 | 0.00063661 | | 0.02 |
| WORKING INTEREST | Aug 21 | 1.3200 | 872.78 | 2.70 | 2,359.95 | 0.04291353 | 0.04292464 | 37.48 | 101.30 |
| AD VALOREM TAX | Aug 21 | | | | (31.98) | 0.04291353 | 0.04292464 | | (1.59) |
| CONSERVATION TAX | Aug 21 | | | | (3.92) | 0.04291353 | 0.04292464 | | (0.20) |
| EMERGENCY SCHOOL TAX | Aug 21 | | | | (82.60) | 0.04291353 | 0.04292464 | | (4.07) |
| SEVERANCE TAX | Aug 21 | | | | (77.44) | 0.04291353 | 0.04292464 | | (3.82) |
| WORKING INTEREST | Aug 21 | 1.3200 | 872.78 | 2.70 | 2,359.95 | 0.00063359 | 0.00063561 | 0.55 | 1.50 |
| AD VALOREM TAX | Aug 21 | | | | (31.98) | 0.00063359 | 0.00063561 | | (0.02) |
| CONSERVATION TAX | Aug 21 | | | | (3.92) | 0.00063359 | 0.00063561 | | 0.00 |
| EMERGENCY SCHOOL TAX | Aug 21 | | | | (82.60) | 0.00063359 | 0.00063561 | | (0.06) |
| SEVERANCE TAX | Aug 21 | | | | (77.44) | 0.00063359 | 0.00063561 | | (0.06) |
| WORKING INTEREST | Feb 21 | 1.3100 | 2,365.04 | 17.03 | 40,278.07 | 0.04291353 | 0.04291400 | 101.51 | 1,728.50 |
| AD VALOREM TAX | Feb 21 | | | | (545.88) | 0.04291353 | 0.04291400 | | (26.79) |
| CONSERVATION TAX | Feb 21 | | | | (66.96) | 0.04291353 | 0.04291400 | | (3.30) |
| EMERGENCY SCHOOL TAX | Feb 21 | | | | (1,409.73) | 0.04291353 | 0.04291400 | | (69.17) |
| SEVERANCE TAX | Feb 21 | | | | (1,321.62) | 0.04291353 | 0.04291400 | | (64.84) |
| WORKING INTEREST | Feb 21 | 1.3100 | (2,365.04) | 4.98 | (11,788.45) | 0.04291353 | 0.04291500 | (101.51) | (505.91) |
| AD VALOREM TAX | Feb 21 | | | | 159.77 | 0.04291353 | 0.04291500 | | 7.86 |
| CONSERVATION TAX | Feb 21 | | | | 19.60 | 0.04291353 | 0.04291500 | | 0.97 |
| EMERGENCY SCHOOL TAX | Feb 21 | | | | 412.60 | 0.04291353 | 0.04291500 | | 20.26 |
| SEVERANCE TAX | Feb 21 | | | | 386.81 | 0.04291353 | 0.04291500 | | 19.00 |
| WORKING INTEREST | Feb 21 | 1.3100 | 2,365.04 | 17.03 | 40,278.07 | 0.00063359 | 0.00063300 | 1.50 | 25.52 |
| AD VALOREM TAX | Feb 21 | | | | (545.88) | 0.00063359 | 0.00063300 | | (0.40) |
| CONSERVATION TAX | Feb 21 | | | | (66.96) | 0.00063359 | 0.00063300 | | (0.05) |
| EMERGENCY SCHOOL TAX | Feb 21 | | | | (1,409.73) | 0.00063359 | 0.00063300 | | (1.02) |
| SEVERANCE TAX | Feb 21 | | | | (1,321.62) | 0.00063359 | 0.00063300 | | (0.66) |
| WORKING INTEREST | Feb 21 | 1.3100 | (2,365.04) | 4.98 | (11,788.45) | 0.00063359 | 0.00063300 | (1.50) | (7.47) |

Represented Unit of Measure: Gas = MCFs, Plant Products = GALs, Oil = BBLs

www.energylink.com

Generated on Tuesday, November 2, 2021 1:09 PM

Page 7 of 21

© 2021 Enverus. All rights reserved. Unauthorized use prohibited.

129

130

Check Number 1187690

Owner 035904 SIANA OIL & GAS CO, LLC

Operator MEWBOURNE OIL COMPANY

| Type | Production Date | Property Values | | | | Owner Share | | | |
|----------------------|-----------------|-----------------|------------|-------|-------------|----------------|-----------------------|----------|-----------|
| | | BTU | Volume | Price | Value | Owner Interest | Distribution Interest | Volume | Value |
| AD VALOREM TAX | Feb 21 | | | | 159.77 | 0.00063359 | 0.00063300 | | 0.12 |
| CONSERVATION TAX | Feb 21 | | | | 19.60 | 0.00063359 | 0.00063300 | | 0.01 |
| EMERGENCY SCHOOL TAX | Feb 21 | | | | 412.60 | 0.00063359 | 0.00063300 | | 0.30 |
| SEVERANCE TAX | Feb 21 | | | | 386.81 | 0.00063359 | 0.00063300 | | 0.28 |
| WORKING INTEREST | Jul 21 | 1.2900 | 2,907.01 | 5.32 | 15,476.50 | 0.04291353 | 0.04291410 | 124.77 | 664.16 |
| AD VALOREM TAX | Jul 21 | | | | (209.75) | 0.04291353 | 0.04291410 | | (10.31) |
| CONSERVATION TAX | Jul 21 | | | | (25.73) | 0.04291353 | 0.04291410 | | (1.28) |
| EMERGENCY SCHOOL TAX | Jul 21 | | | | (541.68) | 0.04291353 | 0.04291410 | | (26.58) |
| SEVERANCE TAX | Jul 21 | | | | (507.82) | 0.04291353 | 0.04291410 | | (24.94) |
| WORKING INTEREST | Jul 21 | 1.2900 | (2,907.01) | 5.32 | (15,474.84) | 0.04291353 | 0.04291418 | (124.77) | (664.09) |
| AD VALOREM TAX | Jul 21 | | | | 209.73 | 0.04291353 | 0.04291418 | | 10.31 |
| CONSERVATION TAX | Jul 21 | | | | 25.73 | 0.04291353 | 0.04291418 | | 1.28 |
| EMERGENCY SCHOOL TAX | Jul 21 | | | | 541.62 | 0.04291353 | 0.04291418 | | 26.57 |
| SEVERANCE TAX | Jul 21 | | | | 507.77 | 0.04291353 | 0.04291418 | | 24.93 |
| WORKING INTEREST | Jul 21 | 1.2900 | (2,907.01) | 5.32 | (15,474.84) | 0.00063359 | 0.00063329 | (1.84) | (9.60) |
| AD VALOREM TAX | Jul 21 | | | | 209.73 | 0.00063359 | 0.00063329 | | 0.15 |
| CONSERVATION TAX | Jul 21 | | | | 25.73 | 0.00063359 | 0.00063329 | | 0.02 |
| EMERGENCY SCHOOL TAX | Jul 21 | | | | 541.62 | 0.00063359 | 0.00063329 | | 0.39 |
| SEVERANCE TAX | Jul 21 | | | | 507.77 | 0.00063359 | 0.00063329 | | 0.37 |
| WORKING INTEREST | Jul 21 | 1.2900 | 2,907.01 | 5.32 | 15,476.50 | 0.00063359 | 0.00063366 | 1.84 | 9.61 |
| AD VALOREM TAX | Jul 21 | | | | (209.75) | 0.00063359 | 0.00063366 | | (0.15) |
| CONSERVATION TAX | Jul 21 | | | | (25.73) | 0.00063359 | 0.00063366 | | (0.02) |
| EMERGENCY SCHOOL TAX | Jul 21 | | | | (541.68) | 0.00063359 | 0.00063366 | | (0.39) |
| SEVERANCE TAX | Jul 21 | | | | (507.82) | 0.00063359 | 0.00063366 | | (0.37) |
| WORKING INTEREST | Aug 21 | 1.2900 | 5,140.79 | 5.57 | 28,610.40 | 0.04291353 | 0.04291377 | 220.63 | 1,227.78 |
| AD VALOREM TAX | Aug 21 | | | | (387.75) | 0.04291353 | 0.04291377 | | (19.05) |
| CONSERVATION TAX | Aug 21 | | | | (47.56) | 0.04291353 | 0.04291377 | | (2.35) |
| EMERGENCY SCHOOL TAX | Aug 21 | | | | (1,001.36) | 0.04291353 | 0.04291377 | | (49.14) |
| SEVERANCE TAX | Aug 21 | | | | (938.78) | 0.04291353 | 0.04291377 | | (46.07) |
| WORKING INTEREST | Aug 21 | 1.2900 | 5,140.79 | 5.57 | 28,610.40 | 0.00063359 | 0.00063369 | 3.26 | 18.13 |
| AD VALOREM TAX | Aug 21 | | | | (387.75) | 0.00063359 | 0.00063369 | | (0.28) |
| CONSERVATION TAX | Aug 21 | | | | (47.56) | 0.00063359 | 0.00063369 | | (0.03) |
| EMERGENCY SCHOOL TAX | Aug 21 | | | | (1,001.36) | 0.00063359 | 0.00063369 | | (0.73) |
| SEVERANCE TAX | Aug 21 | | | | (938.78) | 0.00063359 | 0.00063369 | | (0.68) |
| Total GAS | | | | | | | | 251.92 | 2,218.79 |
| OIL | | | | | | | | | |
| WORKING INTEREST | Aug 21 | 1.0000 | 0.00 | | (77.04) | 0.04291353 | 0.05464694 | 0.00 | (4.21) |
| AD VALOREM TAX | Aug 21 | | | | 0.00 | 0.04291353 | 0.05464694 | | 0.00 |
| WORKING INTEREST | Aug 21 | 1.0000 | 0.00 | | (77.04) | 0.00063359 | 0.00077862 | 0.00 | (0.06) |
| AD VALOREM TAX | Aug 21 | | | | 0.00 | 0.00063359 | 0.00077862 | | 0.00 |
| WORKING INTEREST | Aug 21 | 1.0000 | 5,136.00 | 66.56 | 341,963.61 | 0.04291353 | 0.04291351 | 220.42 | 14,874.86 |
| AD VALOREM TAX | Aug 21 | | | | (4,634.59) | 0.04291353 | 0.04291351 | | (227.32) |
| CONSERVATION TAX | Aug 21 | | | | (568.51) | 0.04291353 | 0.04291351 | | (27.90) |
| EMERGENCY SCHOOL TAX | Aug 21 | | | | (9,425.37) | 0.04291353 | 0.04291351 | | (462.27) |

Represented Unit of Measure: Gas = MCFs, Plant Products = GALs, Oil = BBLs

www.energylink.com

Generated on Tuesday, November 2, 2021 1:09 PM

Page 8 of 21

© 2021 Enverus. All rights reserved. Unauthorized use prohibited.

130

131

Check Number 1197690

Owner 035904 SIANA OIL & GAS CO, LLC

Operator MEWBOURNE OIL COMPANY

| Type | Production Date | Property Values | | | | Owner Share | | | |
|----------------------|-----------------|-----------------|----------|-------|-------------|----------------|-----------------------|--------|-----------|
| | | BTU | Volume | Price | Value | Owner Interest | Distribution Interest | Volume | Value |
| SEVERANCE TAX | Aug 21 | | | | (11,220.68) | 0.04291353 | 0.04291351 | | (550.33) |
| WORKING INTEREST | Aug 21 | 1.0000 | 5,136.00 | 66.58 | 341,983.81 | 0.00063359 | 0.00063358 | 3.25 | 216.66 |
| AD VALOREM TAX | Aug 21 | | | | (4,634.58) | 0.00063359 | 0.00063358 | | (3.36) |
| CONSERVATION TAX | Aug 21 | | | | (568.51) | 0.00063359 | 0.00063358 | | (0.41) |
| EMERGENCY SCHOOL TAX | Aug 21 | | | | (9,425.37) | 0.00063359 | 0.00063358 | | (6.83) |
| SEVERANCE TAX | Aug 21 | | | | (11,220.68) | 0.00063359 | 0.00063358 | | (8.13) |
| Total OIL | | | | | | | | 223.67 | 13,600.70 |
| Total Property | | | | | | | | | 15,819.49 |

Property: 62775000

IBEX 10 B3NC FED COM 1H NM 025

GAS

| | | | | | | | | | |
|------------------|--------|--------|------|--|------------|------------|------------|------|---------|
| WORKING INTEREST | Feb 21 | 1.0000 | 0.00 | | 7.64 | 0.04291353 | 0.05497300 | 0.00 | 0.42 |
| AD VALOREM TAX | Feb 21 | | | | 0.00 | 0.04291353 | 0.05497300 | | 0.00 |
| WORKING INTEREST | Feb 21 | 1.0000 | 0.00 | | (7.64) | 0.04291353 | 0.05497300 | 0.00 | (0.42) |
| AD VALOREM TAX | Feb 21 | | | | 0.00 | 0.04291353 | 0.05497300 | | 0.00 |
| WORKING INTEREST | Feb 21 | 1.0000 | 0.00 | | 7.64 | 0.00063359 | 0.00130800 | 0.00 | 0.01 |
| AD VALOREM TAX | Feb 21 | | | | 0.00 | 0.00063359 | 0.00130800 | | 0.00 |
| WORKING INTEREST | Feb 21 | 1.0000 | 0.00 | | (7.64) | 0.00063359 | 0.00130800 | 0.00 | (0.01) |
| AD VALOREM TAX | Feb 21 | | | | 0.00 | 0.00063359 | 0.00130800 | | 0.00 |
| WORKING INTEREST | Jul 21 | 1.0000 | 0.00 | | 121.53 | 0.04291353 | 0.05438986 | 0.00 | 6.61 |
| AD VALOREM TAX | Jul 21 | | | | 0.00 | 0.04291353 | 0.05438986 | | 0.00 |
| WORKING INTEREST | Jul 21 | 1.0000 | 0.00 | | (121.53) | 0.04291353 | 0.05438986 | 0.00 | (6.61) |
| AD VALOREM TAX | Jul 21 | | | | 0.00 | 0.04291353 | 0.05438986 | | 0.00 |
| WORKING INTEREST | Jul 21 | 1.0000 | 0.00 | | 121.53 | 0.00063359 | 0.00082284 | 0.00 | 0.10 |
| AD VALOREM TAX | Jul 21 | | | | 0.00 | 0.00063359 | 0.00082284 | | 0.00 |
| WORKING INTEREST | Jul 21 | 1.0000 | 0.00 | | (121.53) | 0.00063359 | 0.00082284 | 0.00 | (0.10) |
| AD VALOREM TAX | Jul 21 | | | | 0.00 | 0.00063359 | 0.00082284 | | 0.00 |
| WORKING INTEREST | Aug 21 | 1.0000 | 0.00 | | (144.97) | 0.04291353 | 0.05435607 | 0.00 | (7.86) |
| AD VALOREM TAX | Aug 21 | | | | 0.00 | 0.04291353 | 0.05435607 | | 0.00 |
| WORKING INTEREST | Aug 21 | 1.0000 | 0.00 | | (144.97) | 0.00063359 | 0.00082776 | 0.00 | (0.12) |
| AD VALOREM TAX | Aug 21 | | | | 0.00 | 0.00063359 | 0.00082776 | | 0.00 |
| WORKING INTEREST | Sep 19 | 1.0000 | 0.00 | | (599.04) | 0.05190886 | 0.05189971 | 0.00 | (31.09) |
| PRODUCTION TAX | Sep 19 | | | | 57.57 | 0.05190886 | 0.05189971 | | 2.99 |
| WORKING INTEREST | Sep 19 | 1.0000 | 0.00 | | (599.04) | 0.00084478 | 0.00085136 | 0.00 | (0.51) |
| PRODUCTION TAX | Sep 19 | | | | 57.57 | 0.00084478 | 0.00085136 | | 0.05 |
| WORKING INTEREST | Oct 19 | 1.0000 | 0.00 | | (734.25) | 0.05190886 | 0.05191692 | 0.00 | (38.12) |
| PRODUCTION TAX | Oct 19 | | | | 70.56 | 0.05190886 | 0.05191692 | | 3.66 |
| WORKING INTEREST | Oct 19 | 1.0000 | 0.00 | | (734.25) | 0.00084478 | 0.00084440 | 0.00 | (0.62) |
| PRODUCTION TAX | Oct 19 | | | | 70.56 | 0.00084478 | 0.00084440 | | 0.06 |
| WORKING INTEREST | Nov 19 | 1.0000 | 0.00 | | (996.56) | 0.05190886 | 0.05190857 | 0.00 | (51.73) |
| PRODUCTION TAX | Nov 19 | | | | 95.66 | 0.05190886 | 0.05190857 | | 4.97 |
| WORKING INTEREST | Nov 19 | 1.0000 | 0.00 | | (996.56) | 0.00084478 | 0.00084290 | 0.00 | (0.84) |
| PRODUCTION TAX | Nov 19 | | | | 95.66 | 0.00084478 | 0.00084290 | | 0.08 |
| WORKING INTEREST | Aug 21 | 1.0000 | 0.00 | | (1,772.94) | 0.05190886 | 0.05190813 | 0.00 | (92.03) |

Represented Unit of Measure: Gas = MCFs, Plant Products = GALs, Oil = BBLs

www.energylink.com

Generated on Tuesday, November 2, 2021 1:09 PM

Page 9 of 21

© 2021 Enverus. All rights reserved. Unauthorized use prohibited.

131

132

Check Number 1197690

Owner 035904 SIANA OIL & GAS CO, LLC

Operator MEWBOURNE OIL COMPANY

| Type | Production Date | Property Values | | | | Owner Share | | | |
|----------------------|-----------------|-----------------|-------------|-------|-------------|----------------|-----------------------|----------|------------|
| | | BTU | Volume | Price | Value | Owner Interest | Distribution Interest | Volume | Value |
| PRODUCTION TAX | Aug 21 | | | | 166.23 | 0.05190886 | 0.05190813 | | 8.73 |
| WORKING INTEREST | Aug 21 | 1.0000 | 0.00 | | (1,772.94) | 0.00084478 | 0.00084605 | 0.00 | (1.50) |
| PRODUCTION TAX | Aug 21 | | | | 166.23 | 0.00084478 | 0.00084605 | | 0.14 |
| WORKING INTEREST | Feb 21 | 1.2700 | 304.89 | 11.86 | 3,616.84 | 0.04291353 | 0.04292100 | 13.10 | 155.24 |
| AD VALOREM TAX | Feb 21 | | | | (49.02) | 0.04291353 | 0.04292100 | | (2.42) |
| CONSERVATION TAX | Feb 21 | | | | (6.01) | 0.04291353 | 0.04292100 | | (0.30) |
| EMERGENCY SCHOOL TAX | Feb 21 | | | | (126.59) | 0.04291353 | 0.04292100 | | (6.23) |
| SEVERANCE TAX | Feb 21 | | | | (118.68) | 0.04291353 | 0.04292100 | | (5.84) |
| WORKING INTEREST | Feb 21 | 1.2700 | (304.89) | 11.86 | (3,616.84) | 0.04291353 | 0.04292100 | (13.10) | (155.24) |
| AD VALOREM TAX | Feb 21 | | | | 49.02 | 0.04291353 | 0.04292100 | | 2.42 |
| CONSERVATION TAX | Feb 21 | | | | 6.01 | 0.04291353 | 0.04292100 | | 0.30 |
| EMERGENCY SCHOOL TAX | Feb 21 | | | | 126.59 | 0.04291353 | 0.04292100 | | 6.23 |
| SEVERANCE TAX | Feb 21 | | | | 118.68 | 0.04291353 | 0.04292100 | | 5.84 |
| WORKING INTEREST | Feb 21 | 1.2700 | 304.89 | 11.86 | 3,616.84 | 0.00063359 | 0.00063300 | 0.19 | 2.29 |
| AD VALOREM TAX | Feb 21 | | | | (49.02) | 0.00063359 | 0.00063300 | | (0.04) |
| CONSERVATION TAX | Feb 21 | | | | (6.01) | 0.00063359 | 0.00063300 | | 0.00 |
| EMERGENCY SCHOOL TAX | Feb 21 | | | | (126.59) | 0.00063359 | 0.00063300 | | (0.09) |
| SEVERANCE TAX | Feb 21 | | | | (118.68) | 0.00063359 | 0.00063300 | | (0.09) |
| WORKING INTEREST | Feb 21 | 1.2700 | (304.89) | 11.86 | (3,616.84) | 0.00063359 | 0.00063300 | (0.19) | (2.29) |
| AD VALOREM TAX | Feb 21 | | | | 49.02 | 0.00063359 | 0.00063300 | | 0.04 |
| CONSERVATION TAX | Feb 21 | | | | 6.01 | 0.00063359 | 0.00063300 | | 0.00 |
| EMERGENCY SCHOOL TAX | Feb 21 | | | | 126.59 | 0.00063359 | 0.00063300 | | 0.09 |
| SEVERANCE TAX | Feb 21 | | | | 118.68 | 0.00063359 | 0.00063300 | | 0.09 |
| WORKING INTEREST | Feb 21 | 1.3100 | 699.88 | 17.03 | 11,819.33 | 0.04291353 | 0.04291400 | 30.06 | 511.51 |
| AD VALOREM TAX | Feb 21 | | | | (161.54) | 0.04291353 | 0.04291400 | | (7.95) |
| CONSERVATION TAX | Feb 21 | | | | (19.82) | 0.04291353 | 0.04291400 | | (0.98) |
| EMERGENCY SCHOOL TAX | Feb 21 | | | | (417.18) | 0.04291353 | 0.04291400 | | (20.49) |
| SEVERANCE TAX | Feb 21 | | | | (391.10) | 0.04291353 | 0.04291400 | | (19.21) |
| WORKING INTEREST | Feb 21 | 1.3100 | (699.88) | 4.98 | (3,488.51) | 0.04291353 | 0.04292000 | (30.06) | (149.73) |
| AD VALOREM TAX | Feb 21 | | | | 47.28 | 0.04291353 | 0.04292000 | | 2.34 |
| CONSERVATION TAX | Feb 21 | | | | 5.80 | 0.04291353 | 0.04292000 | | 0.29 |
| EMERGENCY SCHOOL TAX | Feb 21 | | | | 122.10 | 0.04291353 | 0.04292000 | | 6.01 |
| SEVERANCE TAX | Feb 21 | | | | 114.47 | 0.04291353 | 0.04292000 | | 5.84 |
| WORKING INTEREST | Feb 21 | 1.3100 | 699.88 | 17.03 | 11,819.33 | 0.00063359 | 0.00063300 | 0.44 | 7.55 |
| AD VALOREM TAX | Feb 21 | | | | (161.54) | 0.00063359 | 0.00063300 | | (0.12) |
| CONSERVATION TAX | Feb 21 | | | | (19.82) | 0.00063359 | 0.00063300 | | (0.01) |
| EMERGENCY SCHOOL TAX | Feb 21 | | | | (417.18) | 0.00063359 | 0.00063300 | | (0.30) |
| SEVERANCE TAX | Feb 21 | | | | (391.10) | 0.00063359 | 0.00063300 | | (0.28) |
| WORKING INTEREST | Feb 21 | 1.3100 | (699.88) | 4.98 | (3,488.51) | 0.00063359 | 0.00063300 | (0.44) | (2.21) |
| AD VALOREM TAX | Feb 21 | | | | 47.28 | 0.00063359 | 0.00063300 | | 0.03 |
| CONSERVATION TAX | Feb 21 | | | | 5.80 | 0.00063359 | 0.00063300 | | 0.00 |
| EMERGENCY SCHOOL TAX | Feb 21 | | | | 122.10 | 0.00063359 | 0.00063300 | | 0.09 |
| SEVERANCE TAX | Feb 21 | | | | 114.47 | 0.00063359 | 0.00063300 | | 0.08 |
| WORKING INTEREST | Jul 21 | 1.2900 | (16,203.90) | 5.32 | (86,257.98) | 0.04291353 | 0.04291348 | (695.39) | (3,701.63) |

Represented Unit of Measure: Gas = MCFs, Plant Products = GALs, Oil = BBLs

Generated on Tuesday, November 2, 2021 1:09 PM

© 2021 Enverus. All rights reserved. Unauthorized use prohibited.

Page 10 of 21

www.energylink.com

132

133

Check Number 1197690

Owner 035904 SIANA OIL & GAS CO, LLC

Operator MEWBOURNE OIL COMPANY

| Type | Production Date | Property Values | | | | Owner Share | | | |
|----------------------|-----------------|-----------------|-------------|-------|-------------|----------------|-----------------------|---------------|-----------------|
| | | BTU | Volume | Price | Value | Owner Interest | Distribution Interest | Volume | Value |
| AD VALOREM TAX | Jul 21 | | | | 1,169.04 | 0.04291353 | 0.04291348 | | 57.36 |
| CONSERVATION TAX | Jul 21 | | | | 143.40 | 0.04291353 | 0.04291348 | | 7.06 |
| EMERGENCY SCHOOL TAX | Jul 21 | | | | 3,019.03 | 0.04291353 | 0.04291348 | | 148.09 |
| SEVERANCE TAX | Jul 21 | | | | 2,830.34 | 0.04291353 | 0.04291348 | | 138.83 |
| WORKING INTEREST | Jul 21 | 1.2900 | 16,203.90 | 5.32 | 86,267.22 | 0.04291353 | 0.04291364 | 695.39 | 3,702.04 |
| AD VALOREM TAX | Jul 21 | | | | (1,169.17) | 0.04291353 | 0.04291364 | | (57.36) |
| CONSERVATION TAX | Jul 21 | | | | (143.42) | 0.04291353 | 0.04291364 | | (7.06) |
| EMERGENCY SCHOOL TAX | Jul 21 | | | | (3,019.35) | 0.04291353 | 0.04291364 | | (148.11) |
| SEVERANCE TAX | Jul 21 | | | | (2,830.64) | 0.04291353 | 0.04291364 | | (138.85) |
| WORKING INTEREST | Jul 21 | 1.2900 | (16,203.90) | 5.32 | (86,257.98) | 0.00063359 | 0.00063356 | (10.27) | (54.65) |
| AD VALOREM TAX | Jul 21 | | | | 1,169.04 | 0.00063359 | 0.00063356 | | 0.85 |
| CONSERVATION TAX | Jul 21 | | | | 143.40 | 0.00063359 | 0.00063356 | | 0.10 |
| EMERGENCY SCHOOL TAX | Jul 21 | | | | 3,019.03 | 0.00063359 | 0.00063356 | | 2.19 |
| SEVERANCE TAX | Jul 21 | | | | 2,830.34 | 0.00063359 | 0.00063356 | | 2.05 |
| WORKING INTEREST | Jul 21 | 1.2900 | 16,203.90 | 5.32 | 86,267.22 | 0.00063359 | 0.00063361 | 10.27 | 54.66 |
| AD VALOREM TAX | Jul 21 | | | | (1,169.17) | 0.00063359 | 0.00063361 | | (0.85) |
| CONSERVATION TAX | Jul 21 | | | | (143.42) | 0.00063359 | 0.00063361 | | (0.10) |
| EMERGENCY SCHOOL TAX | Jul 21 | | | | (3,019.35) | 0.00063359 | 0.00063361 | | (2.19) |
| SEVERANCE TAX | Jul 21 | | | | (2,830.64) | 0.00063359 | 0.00063361 | | (2.05) |
| WORKING INTEREST | Aug 21 | 1.2900 | 19,329.28 | 5.57 | 107,574.59 | 0.04291353 | 0.04291348 | 829.51 | 4,816.40 |
| AD VALOREM TAX | Aug 21 | | | | (1,457.95) | 0.04291353 | 0.04291348 | | (71.52) |
| CONSERVATION TAX | Aug 21 | | | | (178.84) | 0.04291353 | 0.04291348 | | (8.78) |
| EMERGENCY SCHOOL TAX | Aug 21 | | | | (3,765.11) | 0.04291353 | 0.04291348 | | (184.68) |
| SEVERANCE TAX | Aug 21 | | | | (3,529.79) | 0.04291353 | 0.04291348 | | (173.14) |
| WORKING INTEREST | Aug 21 | 1.2900 | 19,329.28 | 5.57 | 107,574.59 | 0.00063359 | 0.00063361 | 12.25 | 68.16 |
| AD VALOREM TAX | Aug 21 | | | | (1,457.95) | 0.00063359 | 0.00063361 | | (1.06) |
| CONSERVATION TAX | Aug 21 | | | | (178.84) | 0.00063359 | 0.00063361 | | (0.13) |
| EMERGENCY SCHOOL TAX | Aug 21 | | | | (3,765.11) | 0.00063359 | 0.00063361 | | (2.73) |
| SEVERANCE TAX | Aug 21 | | | | (3,529.79) | 0.00063359 | 0.00063361 | | (2.56) |
| Total GAS | | | | | | | | 841.76 | 4,368.84 |
| OIL | | | | | | | | | |
| WORKING INTEREST | Aug 21 | 1.0000 | 0.00 | | (60.01) | 0.04291353 | 0.05432428 | 0.00 | (3.26) |
| AD VALOREM TAX | Aug 21 | | | | 0.00 | 0.04291353 | 0.05432428 | | 0.00 |
| WORKING INTEREST | Aug 21 | 1.0000 | 0.00 | | (60.01) | 0.00063359 | 0.00083319 | 0.00 | (0.05) |
| AD VALOREM TAX | Aug 21 | | | | 0.00 | 0.00063359 | 0.00083319 | | 0.00 |
| WORKING INTEREST | Aug 21 | 1.0000 | 4,000.62 | 66.58 | 266,368.08 | 0.04291353 | 0.04291359 | 171.70 | 11,430.81 |
| AD VALOREM TAX | Aug 21 | | | | (3,610.05) | 0.04291353 | 0.04291359 | | (177.07) |
| CONSERVATION TAX | Aug 21 | | | | (442.84) | 0.04291353 | 0.04291359 | | (21.74) |
| EMERGENCY SCHOOL TAX | Aug 21 | | | | (7,341.77) | 0.04291353 | 0.04291359 | | (360.08) |
| SEVERANCE TAX | Aug 21 | | | | (8,740.20) | 0.04291353 | 0.04291359 | | (428.67) |
| WORKING INTEREST | Aug 21 | 1.0000 | 4,000.62 | 66.58 | 266,368.08 | 0.00063359 | 0.00063360 | 2.54 | 168.77 |
| AD VALOREM TAX | Aug 21 | | | | (3,610.05) | 0.00063359 | 0.00063360 | | (2.61) |
| CONSERVATION TAX | Aug 21 | | | | (442.84) | 0.00063359 | 0.00063360 | | (0.32) |
| EMERGENCY SCHOOL TAX | Aug 21 | | | | (7,341.77) | 0.00063359 | 0.00063360 | | (5.32) |

Represented Unit of Measure: Gas = MCFs, Plant Products = GALS, Oil = BBLs

Generated on Tuesday, November 2, 2021 1:09 PM

Page 11 of 21

www.energylink.com

© 2021 Enverus. All rights reserved. Unauthorized use prohibited.

133

134

Check Number 1197690

Owner 035904 SIANA OIL & GAS CO, LLC

Operator MEWBOURNE OIL COMPANY

| Type | Production Date | Property Values | | | | Owner Share | | | |
|--|-----------------|-----------------|--------|-------|------------|----------------|-----------------------|---------------|------------------|
| | | BTU | Volume | Price | Value | Owner Interest | Distribution Interest | Volume | Value |
| SEVERANCE TAX | Aug 21 | | | | (8,740.20) | 0.00063359 | 0.00063359 | | (6.33) |
| | | | | | | | Total Oil | 174.24 | 10,594.13 |
| | | | | | | | Total Property | | 14,962.97 |
| Property: 62776000 IBEX 10 B3OB FED COM 1H NM 025 | | | | | | | | | |
| GAS | | | | | | | | | |
| WORKING INTEREST | Feb 21 | 1.0000 | 0.00 | | 5.11 | 0.02576796 | 0.03326800 | 0.00 | 0.17 |
| AD VALOREM TAX | Feb 21 | | | | 0.00 | 0.02576796 | 0.03326800 | | 0.00 |
| WORKING INTEREST | Feb 21 | 1.0000 | 0.00 | | (5.11) | 0.02576796 | 0.03326800 | 0.00 | (0.17) |
| AD VALOREM TAX | Feb 21 | | | | 0.00 | 0.02576796 | 0.03326800 | | 0.00 |
| WORKING INTEREST | Feb 21 | 1.0000 | 0.00 | | 5.11 | 0.00086814 | 0.00195600 | 0.00 | 0.01 |
| AD VALOREM TAX | Feb 21 | | | | 0.00 | 0.00086814 | 0.00195600 | | 0.00 |
| WORKING INTEREST | Feb 21 | 1.0000 | 0.00 | | (5.11) | 0.00086814 | 0.00195600 | 0.00 | (0.01) |
| AD VALOREM TAX | Feb 21 | | | | 0.00 | 0.00086814 | 0.00195600 | | 0.00 |
| WORKING INTEREST | Aug 21 | 1.0000 | 0.00 | | (4.79) | 0.02576796 | 0.03340292 | 0.00 | (0.16) |
| AD VALOREM TAX | Aug 21 | | | | 0.00 | 0.02576796 | 0.03340292 | | 0.00 |
| WORKING INTEREST | Aug 21 | 1.0000 | 0.00 | | (4.79) | 0.00086814 | 0.00208768 | 0.00 | (0.01) |
| AD VALOREM TAX | Aug 21 | | | | 0.00 | 0.00086814 | 0.00208768 | | 0.00 |
| WORKING INTEREST | Sep 19 | 1.0000 | 0.00 | | (677.36) | 0.03109320 | 0.03109038 | 0.00 | (21.08) |
| PRODUCTION TAX | Sep 19 | | | | 65.09 | 0.03109320 | 0.03109038 | | 2.02 |
| WORKING INTEREST | Sep 19 | 1.0000 | 0.00 | | (677.36) | 0.00115751 | 0.00115150 | 0.00 | (0.78) |
| PRODUCTION TAX | Sep 19 | | | | 65.09 | 0.00115751 | 0.00115150 | | 0.08 |
| WORKING INTEREST | Oct 19 | 1.0000 | 0.00 | | (174.95) | 0.03109320 | 0.03109460 | 0.00 | (5.44) |
| PRODUCTION TAX | Oct 19 | | | | 16.81 | 0.03109320 | 0.03109460 | | 0.52 |
| WORKING INTEREST | Oct 19 | 1.0000 | 0.00 | | (174.95) | 0.00115751 | 0.00114318 | 0.00 | (0.20) |
| PRODUCTION TAX | Oct 19 | | | | 16.81 | 0.00115751 | 0.00114318 | | 0.02 |
| WORKING INTEREST | Nov 19 | 1.0000 | 0.00 | | (159.56) | 0.03109320 | 0.03108549 | 0.00 | (4.96) |
| PRODUCTION TAX | Nov 19 | | | | 15.32 | 0.03109320 | 0.03108549 | | 0.48 |
| WORKING INTEREST | Nov 19 | 1.0000 | 0.00 | | (159.56) | 0.00115751 | 0.00112810 | 0.00 | (0.18) |
| PRODUCTION TAX | Nov 19 | | | | 15.32 | 0.00115751 | 0.00112810 | | 0.02 |
| WORKING INTEREST | Aug 21 | 1.0000 | 0.00 | | (43.63) | 0.03109320 | 0.03117121 | 0.00 | (1.36) |
| PRODUCTION TAX | Aug 21 | | | | 4.14 | 0.03109320 | 0.03117121 | | 0.13 |
| WORKING INTEREST | Aug 21 | 1.0000 | 0.00 | | (43.63) | 0.00115751 | 0.00114600 | 0.00 | (0.05) |
| PRODUCTION TAX | Aug 21 | | | | 4.14 | 0.00115751 | 0.00114600 | | 0.00 |
| WORKING INTEREST | Aug 21 | 1.2900 | 626.55 | 2.70 | 1,694.16 | 0.02576796 | 0.02578269 | 16.17 | 43.68 |
| AD VALOREM TAX | Aug 21 | | | | (22.96) | 0.02576796 | 0.02578269 | | (0.68) |
| CONSERVATION TAX | Aug 21 | | | | (2.62) | 0.02576796 | 0.02578269 | | (0.09) |
| EMERGENCY SCHOOL TAX | Aug 21 | | | | (59.30) | 0.02576796 | 0.02578269 | | (1.75) |
| PRODUCTION TAX | Aug 21 | | | | 0.00 | 0.02576796 | 0.02578269 | | 0.00 |
| SEVERANCE TAX | Aug 21 | | | | (55.59) | 0.02576796 | 0.02578269 | | (1.64) |
| WORKING INTEREST | Aug 21 | 1.2900 | 626.55 | 2.70 | 1,694.16 | 0.00086814 | 0.00086769 | 0.54 | 1.47 |
| AD VALOREM TAX | Aug 21 | | | | (22.96) | 0.00086814 | 0.00086769 | | (0.02) |
| CONSERVATION TAX | Aug 21 | | | | (2.62) | 0.00086814 | 0.00086769 | | 0.00 |
| EMERGENCY SCHOOL TAX | Aug 21 | | | | (59.30) | 0.00086814 | 0.00086769 | | (0.06) |

Represented Unit of Measure: Gas = MCFs, Plant Products = GALs, Oil = BBLs

www.energylink.com

Generated on Tuesday, November 2, 2021 1:09 PM

Page 12 of 21

© 2021 Enverus. All rights reserved. Unauthorized use prohibited.

134

135

Check Number 1197690

Owner 035904 SIANA OIL & GAS CO, LLC

Operator MEWBOURNE OIL COMPANY

| Type | Production Date | Property Values | | | | Owner Share | | | |
|----------------------|-----------------|-----------------|----------|-------|------------|----------------|-----------------------|--------------|---------------|
| | | BTU | Volume | Price | Value | Owner Interest | Distribution Interest | Volume | Value |
| PRODUCTION TAX | Aug 21 | | | | 0.00 | 0.00086814 | 0.00086769 | | 0.00 |
| SEVERANCE TAX | Aug 21 | | | | (55.59) | 0.00086814 | 0.00086769 | | (0.06) |
| WORKING INTEREST | Feb 21 | 1,2700 | 668.56 | 17.03 | 11,385.94 | 0.02576796 | 0.02576900 | 17.25 | 283.41 |
| AD VALOREM TAX | Feb 21 | | | | (154.31) | 0.02576796 | 0.02576900 | | (4.56) |
| CONSERVATION TAX | Feb 21 | | | | (18.93) | 0.02576796 | 0.02576900 | | (0.56) |
| EMERGENCY SCHOOL TAX | Feb 21 | | | | (398.51) | 0.02576796 | 0.02576900 | | (11.75) |
| PRODUCTION TAX | Feb 21 | | | | 0.00 | 0.02576796 | 0.02576900 | | 0.00 |
| SEVERANCE TAX | Feb 21 | | | | (373.60) | 0.02576796 | 0.02576900 | | (11.02) |
| WORKING INTEREST | Feb 21 | 1,2700 | (668.56) | 4.98 | (3,332.40) | 0.02576796 | 0.02578000 | (17.25) | (85.91) |
| AD VALOREM TAX | Feb 21 | | | | 45.16 | 0.02576796 | 0.02578000 | | 1.34 |
| CONSERVATION TAX | Feb 21 | | | | 5.54 | 0.02576796 | 0.02578000 | | 0.17 |
| EMERGENCY SCHOOL TAX | Feb 21 | | | | 116.63 | 0.02576796 | 0.02578000 | | 3.45 |
| PRODUCTION TAX | Feb 21 | | | | 0.00 | 0.02576796 | 0.02578000 | | 0.00 |
| SEVERANCE TAX | Feb 21 | | | | 109.34 | 0.02576796 | 0.02578000 | | 3.23 |
| WORKING INTEREST | Feb 21 | 1,2700 | (668.56) | 4.98 | (3,332.40) | 0.00086814 | 0.00086700 | (0.58) | (2.89) |
| AD VALOREM TAX | Feb 21 | | | | 45.16 | 0.00086814 | 0.00086700 | | 0.04 |
| CONSERVATION TAX | Feb 21 | | | | 5.54 | 0.00086814 | 0.00086700 | | 0.01 |
| EMERGENCY SCHOOL TAX | Feb 21 | | | | 116.63 | 0.00086814 | 0.00086700 | | 0.12 |
| PRODUCTION TAX | Feb 21 | | | | 0.00 | 0.00086814 | 0.00086700 | | 0.00 |
| SEVERANCE TAX | Feb 21 | | | | 109.34 | 0.00086814 | 0.00086700 | | 0.11 |
| WORKING INTEREST | Feb 21 | 1,2700 | 668.56 | 17.03 | 11,385.94 | 0.00086814 | 0.00086800 | 0.58 | 9.89 |
| AD VALOREM TAX | Feb 21 | | | | (154.31) | 0.00086814 | 0.00086800 | | (0.15) |
| CONSERVATION TAX | Feb 21 | | | | (18.93) | 0.00086814 | 0.00086800 | | (0.02) |
| EMERGENCY SCHOOL TAX | Feb 21 | | | | (398.51) | 0.00086814 | 0.00086800 | | (0.40) |
| PRODUCTION TAX | Feb 21 | | | | 0.00 | 0.00086814 | 0.00086800 | | 0.00 |
| SEVERANCE TAX | Feb 21 | | | | (373.60) | 0.00086814 | 0.00086800 | | (0.37) |
| Total GAS | | | | | | | | 16.71 | 204.06 |
| OIL | | | | | | | | | |
| WORKING INTEREST | Aug 21 | 1.0000 | 0.00 | | (36.40) | 0.02576796 | 0.03351648 | 0.00 | (1.22) |
| AD VALOREM TAX | Aug 21 | | | | 0.00 | 0.02576796 | 0.03351648 | | 0.00 |
| WORKING INTEREST | Aug 21 | 1.0000 | 0.00 | | (36.40) | 0.00086814 | 0.00109890 | 0.00 | (0.04) |
| AD VALOREM TAX | Aug 21 | | | | 0.00 | 0.00086814 | 0.00109890 | | 0.00 |
| WORKING INTEREST | Aug 21 | 1.0000 | 2,426.66 | 66.58 | 161,571.15 | 0.02576796 | 0.02576803 | 62.56 | 4,163.37 |
| AD VALOREM TAX | Aug 21 | | | | (2,189.75) | 0.02576796 | 0.02576803 | | (64.52) |
| CONSERVATION TAX | Aug 21 | | | | (268.61) | 0.02576796 | 0.02576803 | | (7.93) |
| EMERGENCY SCHOOL TAX | Aug 21 | | | | (4,453.30) | 0.02576796 | 0.02576803 | | (131.17) |
| PRODUCTION TAX | Aug 21 | | | | 0.00 | 0.02576796 | 0.02576803 | | 0.00 |
| SEVERANCE TAX | Aug 21 | | | | (5,301.55) | 0.02576796 | 0.02576803 | | (156.15) |
| WORKING INTEREST | Aug 21 | 1.0000 | 2,426.66 | 66.58 | 161,571.15 | 0.00086814 | 0.00086816 | 2.11 | 140.27 |
| AD VALOREM TAX | Aug 21 | | | | (2,189.75) | 0.00086814 | 0.00086816 | | (2.17) |
| CONSERVATION TAX | Aug 21 | | | | (268.61) | 0.00086814 | 0.00086816 | | (0.27) |
| EMERGENCY SCHOOL TAX | Aug 21 | | | | (4,453.30) | 0.00086814 | 0.00086816 | | (4.42) |
| PRODUCTION TAX | Aug 21 | | | | 0.00 | 0.00086814 | 0.00086816 | | 0.00 |
| SEVERANCE TAX | Aug 21 | | | | (5,301.55) | 0.00086814 | 0.00086816 | | (5.26) |

Represented Unit of Measure: Gas = MCFs, Plant Products = GALs, Oil = BBLs

Generated on Tuesday, November 2, 2021 1:09 PM

© 2021 Enverus. All rights reserved. Unauthorized use prohibited.

www.enervlink.com

Page 13 of 21

135

136

Check Number 1197690

Owner 035904 SIANA OIL & GAS CO, LLC

Operator MEWBOURNE OIL COMPANY

| Type | Production Date | Property Values | | | | Owner Share | | | |
|----------------------|-----------------|-----------------------------------|----------|-------|----------|----------------|-----------------------|-----------|----------|
| | | BTU | Volume | Price | Value | Owner Interest | Distribution Interest | Volume | Value |
| | | | | | | Total OIL | | 64.67 | 3,930.49 |
| | | | | | | Total Property | | | 4,134.55 |
| Property: | 62906000 | GAZELLE 22 B2MD FED COM 2H NM 025 | | | | | | | |
| GAS | | | | | | | | | |
| WORKING INTEREST | Jul 21 | 1.0000 | 0.00 | | 8.90 | 0.15501887 | 0.20000000 | 0.00 | 1.78 |
| AD VALOREM TAX | Jul 21 | | | | 0.00 | 0.15501887 | 0.20000000 | | 0.00 |
| WORKING INTEREST | Jul 21 | 1.0000 | 0.00 | | (8.90) | 0.15501887 | 0.20000000 | 0.00 | (1.78) |
| AD VALOREM TAX | Jul 21 | | | | 0.00 | 0.15501887 | 0.20000000 | | 0.00 |
| WORKING INTEREST | Aug 21 | 1.0000 | 0.00 | | (6.66) | 0.15501887 | 0.20120120 | 0.00 | (1.34) |
| AD VALOREM TAX | Aug 21 | | | | 0.00 | 0.15501887 | 0.20120120 | | 0.00 |
| WORKING INTEREST | Aug 21 | 1.0000 | 0.00 | | (6.66) | 0.00121401 | 0.00150150 | 0.00 | (0.01) |
| AD VALOREM TAX | Aug 21 | | | | 0.00 | 0.00121401 | 0.00150150 | | 0.00 |
| WORKING INTEREST | Sep 19 | 1.0000 | 0.00 | | (344.21) | 0.19549819 | 0.19552018 | 0.00 | (67.30) |
| PRODUCTION TAX | Sep 19 | | | | 33.08 | 0.19549819 | 0.19552018 | | 6.46 |
| WORKING INTEREST | Sep 19 | 1.0000 | 0.00 | | (344.21) | 0.00149375 | 0.00148100 | 0.00 | (0.51) |
| PRODUCTION TAX | Sep 19 | | | | 33.08 | 0.00149375 | 0.00148100 | | 0.05 |
| WORKING INTEREST | Oct 19 | 1.0000 | 0.00 | | (59.64) | 0.19549819 | 0.19550637 | 0.00 | (11.66) |
| PRODUCTION TAX | Oct 19 | | | | 5.73 | 0.19549819 | 0.19550637 | | 1.12 |
| WORKING INTEREST | Oct 19 | 1.0000 | 0.00 | | (59.64) | 0.00149375 | 0.00150900 | 0.00 | (0.09) |
| PRODUCTION TAX | Oct 19 | | | | 5.73 | 0.00149375 | 0.00150900 | | 0.01 |
| WORKING INTEREST | Nov 19 | 1.0000 | 0.00 | | (206.59) | 0.19549819 | 0.19555642 | 0.00 | (40.40) |
| PRODUCTION TAX | Nov 19 | | | | 19.83 | 0.19549819 | 0.19555642 | | 3.88 |
| WORKING INTEREST | Nov 19 | 1.0000 | 0.00 | | (206.59) | 0.00149375 | 0.00150000 | 0.00 | (0.31) |
| PRODUCTION TAX | Nov 19 | | | | 19.83 | 0.00149375 | 0.00150000 | | 0.03 |
| WORKING INTEREST | Aug 21 | 1.0000 | 0.00 | | (38.84) | 0.19549819 | 0.19587456 | 0.00 | (7.60) |
| PRODUCTION TAX | Aug 21 | | | | 3.69 | 0.19549819 | 0.19587456 | | 0.71 |
| WORKING INTEREST | Aug 21 | 1.0000 | 0.00 | | (38.84) | 0.00149375 | 0.00154480 | 0.00 | (0.06) |
| PRODUCTION TAX | Aug 21 | | | | 3.69 | 0.00149375 | 0.00154480 | | 0.01 |
| | | | | | | | | Total GAS | 0.00 |
| | | | | | | | | | (117.01) |
| GAS WELL GAS | | | | | | | | | |
| WORKING INTEREST | Aug 21 | 1.2300 | 870.68 | 5.00 | 4,351.76 | 0.15501887 | 0.15501544 | 135.00 | 674.59 |
| AD VALOREM TAX | Aug 21 | | | | (58.98) | 0.15501887 | 0.15501544 | | (10.51) |
| CONSERVATION TAX | Aug 21 | | | | (7.23) | 0.15501887 | 0.15501544 | | (1.31) |
| EMERGENCY SCHOOL TAX | Aug 21 | | | | (152.31) | 0.15501887 | 0.15501544 | | (27.02) |
| SEVERANCE TAX | Aug 21 | | | | (142.79) | 0.15501887 | 0.15501544 | | (25.32) |
| WORKING INTEREST | Aug 21 | 1.2300 | 870.68 | 5.00 | 4,351.76 | 0.00121401 | 0.00121330 | 1.06 | 5.28 |
| AD VALOREM TAX | Aug 21 | | | | (58.98) | 0.00121401 | 0.00121330 | | (0.08) |
| CONSERVATION TAX | Aug 21 | | | | (7.23) | 0.00121401 | 0.00121330 | | (0.01) |
| EMERGENCY SCHOOL TAX | Aug 21 | | | | (152.31) | 0.00121401 | 0.00121330 | | (0.21) |
| SEVERANCE TAX | Aug 21 | | | | (142.79) | 0.00121401 | 0.00121330 | | (0.20) |
| WORKING INTEREST | Jul 21 | 1.2400 | 1,162.87 | 4.63 | 5,384.63 | 0.15501887 | 0.15501715 | 180.28 | 834.71 |
| AD VALOREM TAX | Jul 21 | | | | (72.98) | 0.15501887 | 0.15501715 | | (12.98) |
| CONSERVATION TAX | Jul 21 | | | | (8.95) | 0.15501887 | 0.15501715 | | (1.60) |

Represented Unit of Measure: Gas = MCFs, Plant Products = GALS, Oil = BBLs

Generated on Tuesday, November 2, 2021 1:09 PM

© 2021 Enverus. All rights reserved. Unauthorized use prohibited.

www.enveruslink.com

Page 14 of 21

136

137

Check Number 1197690

Owner 035904 SIANA OIL & GAS CO, LLC

Operator MEWBOURNE OIL COMPANY

| Type | Production Date | Property Values | | | | Owner Share | | | |
|----------------------|-----------------|-----------------|------------|-------|------------|----------------|-----------------------|----------|-----------|
| | | BTU | Volume | Price | Value | Owner Interest | Distribution Interest | Volume | Value |
| EMERGENCY SCHOOL TAX | Jul 21 | | | | (188.46) | 0.15501887 | 0.15501715 | | (33.41) |
| SEVERANCE TAX | Jul 21 | | | | (176.68) | 0.15501887 | 0.15501715 | | (31.33) |
| WORKING INTEREST | Jul 21 | 1.2400 | (1,162.87) | 4.63 | (5,383.87) | 0.15501887 | 0.15501944 | (180.28) | (834.62) |
| AD VALOREM TAX | Jul 21 | | | | 72.87 | 0.15501887 | 0.15501944 | | 12.98 |
| CONSERVATION TAX | Jul 21 | | | | 8.95 | 0.15501887 | 0.15501944 | | 1.60 |
| EMERGENCY SCHOOL TAX | Jul 21 | | | | 188.44 | 0.15501887 | 0.15501944 | | 33.41 |
| SEVERANCE TAX | Jul 21 | | | | 176.66 | 0.15501887 | 0.15501944 | | 31.32 |
| Total GAS WELL GAS | | | | | | | | 136.06 | 615.29 |
| OIL | | | | | | | | | |
| WORKING INTEREST | Aug 21 | 1.0000 | 0.00 | | (29.40) | 0.15501887 | 0.19965986 | 0.00 | (5.87) |
| AD VALOREM TAX | Aug 21 | | | | 0.00 | 0.15501887 | 0.19965986 | | 0.00 |
| WORKING INTEREST | Aug 21 | 1.0000 | 0.00 | | (29.40) | 0.00121401 | 0.00170068 | 0.00 | (0.05) |
| AD VALOREM TAX | Aug 21 | | | | 0.00 | 0.00121401 | 0.00170068 | | 0.00 |
| WORKING INTEREST | Aug 21 | 1.0000 | 1,959.69 | 66.58 | 130,479.49 | 0.15501887 | 0.15501900 | 303.79 | 20,226.80 |
| AD VALOREM TAX | Aug 21 | | | | (1,768.37) | 0.15501887 | 0.15501900 | | (313.29) |
| CONSERVATION TAX | Aug 21 | | | | (216.92) | 0.15501887 | 0.15501900 | | (38.49) |
| EMERGENCY SCHOOL TAX | Aug 21 | | | | (3,596.34) | 0.15501887 | 0.15501900 | | (637.11) |
| SEVERANCE TAX | Aug 21 | | | | (4,281.36) | 0.15501887 | 0.15501900 | | (758.51) |
| WORKING INTEREST | Aug 21 | 1.0000 | 1,959.69 | 66.58 | 130,479.49 | 0.00121401 | 0.00121398 | 2.38 | 158.40 |
| AD VALOREM TAX | Aug 21 | | | | (1,768.37) | 0.00121401 | 0.00121398 | | (2.45) |
| CONSERVATION TAX | Aug 21 | | | | (216.92) | 0.00121401 | 0.00121398 | | (0.30) |
| EMERGENCY SCHOOL TAX | Aug 21 | | | | (3,596.34) | 0.00121401 | 0.00121398 | | (4.99) |
| SEVERANCE TAX | Aug 21 | | | | (4,281.36) | 0.00121401 | 0.00121398 | | (5.94) |
| Total OIL | | | | | | | | 306.17 | 18,618.20 |
| Total Property | | | | | | | | | 19,116.48 |

Property: 62907000

GAZELLE 22 B2NC FED COM 2H NM 025

GAS WELL GAS

| | | | | | | | | | |
|----------------------|--------|--------|-------------|------|-------------|------------|------------|---------|----------|
| OVERRIDING ROYALTY | Jul 21 | 1.2400 | (11,535.84) | 4.63 | (53,409.66) | 0.00802318 | 0.00802308 | (92.55) | (428.51) |
| AD VALOREM TAX | Jul 21 | | | | 723.85 | 0.00802318 | 0.00802308 | | 6.64 |
| CONSERVATION TAX | Jul 21 | | | | 88.79 | 0.00802318 | 0.00802308 | | 0.82 |
| EMERGENCY SCHOOL TAX | Jul 21 | | | | 1,869.34 | 0.00802318 | 0.00802308 | | 17.14 |
| SEVERANCE TAX | Jul 21 | | | | 1,752.50 | 0.00802318 | 0.00802308 | | 16.07 |
| OVERRIDING ROYALTY | Jul 21 | 1.2400 | 11,535.84 | 4.63 | 53,416.15 | 0.00802318 | 0.00802323 | 92.55 | 428.57 |
| AD VALOREM TAX | Jul 21 | | | | (723.94) | 0.00802318 | 0.00802323 | | (6.64) |
| CONSERVATION TAX | Jul 21 | | | | (88.80) | 0.00802318 | 0.00802323 | | (0.82) |
| EMERGENCY SCHOOL TAX | Jul 21 | | | | (1,869.57) | 0.00802318 | 0.00802323 | | (17.14) |
| SEVERANCE TAX | Jul 21 | | | | (1,752.72) | 0.00802318 | 0.00802323 | | (16.07) |
| OVERRIDING ROYALTY | Aug 21 | 1.2300 | 13,999.73 | 5.00 | 69,971.72 | 0.00802318 | 0.00802324 | 112.32 | 561.40 |
| AD VALOREM TAX | Aug 21 | | | | (948.32) | 0.00802318 | 0.00802324 | | (8.70) |
| CONSERVATION TAX | Aug 21 | | | | (116.33) | 0.00802318 | 0.00802324 | | (1.07) |
| EMERGENCY SCHOOL TAX | Aug 21 | | | | (2,449.01) | 0.00802318 | 0.00802324 | | (22.46) |
| SEVERANCE TAX | Aug 21 | | | | (2,295.95) | 0.00802318 | 0.00802324 | | (21.05) |
| OVERRIDING ROYALTY | Aug 21 | 1.2300 | 13,999.73 | 5.00 | 69,971.72 | 0.00009432 | 0.00009432 | 1.29 | 6.60 |

Represented Unit of Measure: Gas = MCFs, Plant Products = GALs, Oil = BBLs

www.energylink.com

Generated on Tuesday, November 2, 2021 1:09 PM

Page 15 of 21

© 2021 Enverus. All rights reserved. Unauthorized use prohibited.

137

138

Check Number 1197690

Owner 035904 SIANA OIL & GAS CO, LLC

Operator MEWBOURNE OIL COMPANY

| Type | Production Date | Property Values | | | | Owner Share | | | |
|----------------------|-----------------|-----------------|----------|-------|-------------|----------------|-----------------------|--------|----------|
| | | BTU | Volume | Price | Value | Owner Interest | Distribution Interest | Volume | Value |
| AD VALOREM TAX | Aug 21 | | | | (948.32) | 0.00009432 | 0.00009432 | | (0.08) |
| CONSERVATION TAX | Aug 21 | | | | (116.33) | 0.00009432 | 0.00009432 | | 0.00 |
| EMERGENCY SCHOOL TAX | Aug 21 | | | | (2,449.01) | 0.00009432 | 0.00009432 | | (0.22) |
| SEVERANCE TAX | Aug 21 | | | | (2,295.95) | 0.00009432 | 0.00009432 | | (0.21) |
| Total GAS WELL GAS | | | | | | | | 113.61 | 514.27 |
| OIL | | | | | | | | | |
| OVERRIDING ROYALTY | Aug 21 | | 6,149.42 | 66.58 | 409,438.84 | 0.00802318 | 0.00802318 | 49.34 | 3,285.00 |
| AD VALOREM TAX | Aug 21 | | | | (5,549.07) | 0.00802318 | 0.00802318 | | (50.88) |
| CONSERVATION TAX | Aug 21 | | | | (680.69) | 0.00802318 | 0.00802318 | | (6.24) |
| EMERGENCY SCHOOL TAX | Aug 21 | | | | (11,285.16) | 0.00802318 | 0.00802318 | | (103.48) |
| SEVERANCE TAX | Aug 21 | | | | (13,434.71) | 0.00802318 | 0.00802318 | | (123.19) |
| OVERRIDING ROYALTY | Aug 21 | | 6,149.42 | 66.58 | 409,438.84 | 0.00009432 | 0.00009432 | 0.57 | 38.58 |
| AD VALOREM TAX | Aug 21 | | | | (5,549.07) | 0.00009432 | 0.00009432 | | (0.58) |
| CONSERVATION TAX | Aug 21 | | | | (680.69) | 0.00009432 | 0.00009432 | | (0.04) |
| EMERGENCY SCHOOL TAX | Aug 21 | | | | (11,285.16) | 0.00009432 | 0.00009432 | | (1.20) |
| SEVERANCE TAX | Aug 21 | | | | (13,434.71) | 0.00009432 | 0.00009432 | | (1.41) |
| Total OIL | | | | | | | | 49.91 | 3,036.56 |
| Total Property | | | | | | | | | 3,550.83 |

Property: 62915000

CREEDENCE 21/16 W0ED ST COM 2H NM 015

| | | | | | | | | | |
|----------------------|--------|--------|-----------|-------|-------------|------------|------------|--------|----------|
| GAS | | | | | | | | | |
| WORKING INTEREST | Aug 21 | 1.0000 | 0.00 | | (261.11) | 0.00477272 | 0.00639577 | 0.00 | (1.67) |
| AD VALOREM TAX | Aug 21 | | | | 0.00 | 0.00477272 | 0.00639577 | | 0.00 |
| Total GAS | | | | | | | | 0.00 | (1.67) |
| GAS WELL GAS | | | | | | | | | |
| WORKING INTEREST | Aug 21 | 1.3400 | 34,131.21 | 6.61 | 225,577.18 | 0.00477272 | 0.00477273 | 162.90 | 1,076.62 |
| AD VALOREM TAX | Aug 21 | | | | (2,262.59) | 0.00477272 | 0.00477273 | | (12.15) |
| CONSERVATION TAX | Aug 21 | | | | (380.97) | 0.00477272 | 0.00477273 | | (2.05) |
| EMERGENCY SCHOOL TAX | Aug 21 | | | | (8,020.52) | 0.00477272 | 0.00477273 | | (43.07) |
| SEVERANCE TAX | Aug 21 | | | | (7,519.24) | 0.00477272 | 0.00477273 | | (40.38) |
| Total GAS WELL GAS | | | | | | | | 162.90 | 978.97 |
| OIL | | | | | | | | | |
| WORKING INTEREST | Aug 21 | | 0.00 | | (200.21) | 0.00477272 | 0.00639329 | 0.00 | (1.28) |
| AD VALOREM TAX | Aug 21 | | | | 0.00 | 0.00477272 | 0.00639329 | | 0.00 |
| WORKING INTEREST | Aug 21 | | 13,347.34 | 65.96 | 880,398.55 | 0.00477272 | 0.00477271 | 63.71 | 4,201.89 |
| AD VALOREM TAX | Aug 21 | | | | (8,930.59) | 0.00477272 | 0.00477271 | | (47.42) |
| CONSERVATION TAX | Aug 21 | | | | (1,486.90) | 0.00477272 | 0.00477271 | | (7.99) |
| EMERGENCY SCHOOL TAX | Aug 21 | | | | (24,651.16) | 0.00477272 | 0.00477271 | | (132.36) |
| SEVERANCE TAX | Aug 21 | | | | (29,346.62) | 0.00477272 | 0.00477271 | | (157.57) |
| Total OIL | | | | | | | | 63.71 | 3,855.27 |
| Total Property | | | | | | | | | 4,832.57 |

Property: 62916000

CREEDENCE 21/16 W1ED ST COM 1H NM 015

Represented Unit of Measure: Gas = MCFs, Plant Products = GALs, Oil = BBLs

www.energylink.com

Generated on Tuesday, November 2, 2021 1:09 PM

Page 16 of 21

© 2021 Enverus. All rights reserved. Unauthorized use prohibited.

138

139

| Check Number | 1197690 | Owner | 035904 SIANA OIL & GAS CO, LLC | | | | Operator | MEWBOURNE OIL COMPANY | | | |
|--------------|----------------------|-----------------|--------------------------------|-----------|-------|-------------|----------------|-----------------------|----------|----------|--|
| | | | Property Values | | | | Owner Share | | | | |
| | Type | Production Date | BTU | Volume | Price | Value | Owner Interest | Distribution Interest | Volume | Value | |
| GAS | WORKING INTEREST | Aug 21 | 1.0000 | 0.00 | | (214.34) | 0.00477272 | 0.00639171 | 0.00 | (1.37) | |
| | AD VALOREM TAX | Aug 21 | | | | 0.00 | 0.00477272 | 0.00639171 | | 0.00 | |
| | | | | | | | | Total GAS | 0.00 | (1.37) | |
| GAS WELL GAS | WORKING INTEREST | Aug 21 | 1.3400 | 28,018.01 | 6.61 | 185,174.33 | 0.00477272 | 0.00477275 | 133.73 | 883.79 | |
| | AD VALOREM TAX | Aug 21 | | | | (1,857.34) | 0.00477272 | 0.00477275 | | (9.98) | |
| | CONSERVATION TAX | Aug 21 | | | | (312.74) | 0.00477272 | 0.00477275 | | (1.68) | |
| | EMERGENCY SCHOOL TAX | Aug 21 | | | | (6,583.98) | 0.00477272 | 0.00477275 | | (35.35) | |
| | SEVERANCE TAX | Aug 21 | | | | (6,172.48) | 0.00477272 | 0.00477275 | | (33.14) | |
| | | | | | | | | Total GAS WELL GAS | 133.73 | 803.64 | |
| OIL | WORKING INTEREST | Aug 21 | | 0.00 | | (187.63) | 0.00477272 | 0.00639557 | 0.00 | (1.20) | |
| | AD VALOREM TAX | Aug 21 | | | | 0.00 | 0.00477272 | 0.00639557 | | 0.00 | |
| | WORKING INTEREST | Aug 21 | | 12,508.53 | 65.96 | 825,070.14 | 0.00477272 | 0.00477272 | 59.70 | 3,937.83 | |
| | AD VALOREM TAX | Aug 21 | | | | (8,275.64) | 0.00477272 | 0.00477272 | | (44.44) | |
| | CONSERVATION TAX | Aug 21 | | | | (1,393.45) | 0.00477272 | 0.00477272 | | (7.49) | |
| | EMERGENCY SCHOOL TAX | Aug 21 | | | | (23,101.96) | 0.00477272 | 0.00477272 | | (124.04) | |
| | SEVERANCE TAX | Aug 21 | | | | (27,502.34) | 0.00477272 | 0.00477272 | | (147.67) | |
| | | | | | | | | Total OIL | 59.70 | 3,612.99 | |
| | | | | | | | Total Property | | 4,415.26 | | |

Property: 62958000

GAZELLE 22 B3MD FED COM 1H NM 025

| | | | | | | | | | |
|------------------|--------|--------|------|--|----------|------------|------------|------|---------|
| GAS | | | | | | | | | |
| WORKING INTEREST | Jul 21 | 1.0000 | 0.00 | | 58.66 | 0.15501887 | 0.19979543 | 0.00 | 11.72 |
| AD VALOREM TAX | Jul 21 | | | | 0.00 | 0.15501887 | 0.19979543 | | 0.00 |
| WORKING INTEREST | Jul 21 | 1.0000 | 0.00 | | (58.66) | 0.15501887 | 0.19979543 | 0.00 | (11.72) |
| AD VALOREM TAX | Jul 21 | | | | 0.00 | 0.15501887 | 0.19979543 | | 0.00 |
| WORKING INTEREST | Jul 21 | 1.0000 | 0.00 | | 58.66 | 0.00121401 | 0.00153427 | 0.00 | 0.09 |
| AD VALOREM TAX | Jul 21 | | | | 0.00 | 0.00121401 | 0.00153427 | | 0.00 |
| WORKING INTEREST | Jul 21 | 1.0000 | 0.00 | | (58.66) | 0.00121401 | 0.00153427 | 0.00 | (0.09) |
| AD VALOREM TAX | Jul 21 | | | | 0.00 | 0.00121401 | 0.00153427 | | 0.00 |
| WORKING INTEREST | Aug 21 | 1.0000 | 0.00 | | (30.40) | 0.15501887 | 0.19934211 | 0.00 | (6.06) |
| AD VALOREM TAX | Aug 21 | | | | 0.00 | 0.15501887 | 0.19934211 | | 0.00 |
| WORKING INTEREST | Aug 21 | 1.0000 | 0.00 | | (30.40) | 0.00121401 | 0.00164474 | 0.00 | (0.05) |
| AD VALOREM TAX | Aug 21 | | | | 0.00 | 0.00121401 | 0.00164474 | | 0.00 |
| WORKING INTEREST | Sep 19 | 1.0000 | 0.00 | | (168.23) | 0.19549819 | 0.19556559 | 0.00 | (32.90) |
| PRODUCTION TAX | Sep 19 | | | | 16.17 | 0.19549819 | 0.19556559 | | 3.16 |
| WORKING INTEREST | Sep 19 | 1.0000 | 0.00 | | (168.23) | 0.00149375 | 0.00148600 | 0.00 | (0.25) |
| PRODUCTION TAX | Sep 19 | | | | 16.17 | 0.00149375 | 0.00148600 | | 0.02 |
| WORKING INTEREST | Oct 19 | 1.0000 | 0.00 | | (176.46) | 0.19549819 | 0.19551173 | 0.00 | (34.50) |
| PRODUCTION TAX | Oct 19 | | | | 16.96 | 0.19549819 | 0.19551173 | | 3.31 |
| WORKING INTEREST | Oct 19 | 1.0000 | 0.00 | | (176.46) | 0.00149375 | 0.00147300 | 0.00 | (0.26) |
| PRODUCTION TAX | Oct 19 | | | | 16.96 | 0.00149375 | 0.00147300 | | 0.03 |

Represented Unit of Measure: Gas = MCFs, Plant Products = GALs, Oil = BBLs

www.energylink.com

Generated on Tuesday, November 2, 2021 1:09 PM

Page 17 of 21

© 2021 Enverus. All rights reserved. Unauthorized use prohibited.

139

140

| Check Number 1197690 | | Owner 035904 SIANA OIL & GAS CO, LLC | | Operator MEWBOURNE OIL COMPANY | | | | | |
|---------------------------|-----------------|--------------------------------------|------------|--------------------------------|-------------|----------------|-----------------------|---------------|-----------------|
| Type | Production Date | Property Values | | | | Owner Share | | | |
| | | BTU | Volume | Price | Value | Owner Interest | Distribution Interest | Volume | Value |
| WORKING INTEREST | Nov 19 | 1.0000 | 0.00 | | (242.63) | 0.19549819 | 0.195498283 | 0.00 | (47.43) |
| PRODUCTION TAX | Nov 19 | | | | 23.29 | 0.19549819 | 0.195498283 | | 4.56 |
| WORKING INTEREST | Nov 19 | 1.0000 | 0.00 | | (242.63) | 0.00149375 | 0.00148300 | 0.00 | (0.36) |
| PRODUCTION TAX | Nov 19 | | | | 23.29 | 0.00149375 | 0.00148300 | | 0.03 |
| WORKING INTEREST | Aug 21 | 1.0000 | 0.00 | | (177.32) | 0.19549819 | 0.19546582 | 0.00 | (34.66) |
| PRODUCTION TAX | Aug 21 | | | | 16.83 | 0.19549819 | 0.19546582 | | 3.29 |
| WORKING INTEREST | Aug 21 | 1.0000 | 0.00 | | (177.32) | 0.00149375 | 0.00146628 | 0.00 | (0.26) |
| PRODUCTION TAX | Aug 21 | | | | 16.83 | 0.00149375 | 0.00146628 | | 0.03 |
| Total GAS | | | | | | | | 0.00 | (142.30) |
| GAS WELL GAS | | | | | | | | | |
| WORKING INTEREST | Aug 21 | 1.2300 | 3,973.99 | 5.00 | 19,862.32 | 0.15501887 | 0.15501966 | 616.01 | 3,079.05 |
| AD VALOREM TAX | Aug 21 | | | | (269.19) | 0.15501887 | 0.15501966 | | (47.73) |
| CONSERVATION TAX | Aug 21 | | | | (33.02) | 0.15501887 | 0.15501966 | | (5.88) |
| EMERGENCY SCHOOL TAX | Aug 21 | | | | (695.18) | 0.15501887 | 0.15501966 | | (123.19) |
| SEVERANCE TAX | Aug 21 | | | | (651.73) | 0.15501887 | 0.15501966 | | (115.49) |
| WORKING INTEREST | Aug 21 | 1.2300 | 3,973.99 | 5.00 | 19,862.32 | 0.00121401 | 0.00121386 | 4.82 | 24.11 |
| AD VALOREM TAX | Aug 21 | | | | (269.19) | 0.00121401 | 0.00121386 | | (0.37) |
| CONSERVATION TAX | Aug 21 | | | | (33.02) | 0.00121401 | 0.00121386 | | (0.05) |
| EMERGENCY SCHOOL TAX | Aug 21 | | | | (695.18) | 0.00121401 | 0.00121386 | | (0.96) |
| SEVERANCE TAX | Aug 21 | | | | (651.73) | 0.00121401 | 0.00121386 | | (0.90) |
| WORKING INTEREST | Jul 21 | 1.2400 | (7,668.31) | 4.63 | (35,503.43) | 0.15501887 | 0.15501854 | (1,188.73) | (5,503.69) |
| AD VALOREM TAX | Jul 21 | | | | 481.17 | 0.15501887 | 0.15501854 | | 85.26 |
| CONSERVATION TAX | Jul 21 | | | | 59.02 | 0.15501887 | 0.15501854 | | 10.51 |
| EMERGENCY SCHOOL TAX | Jul 21 | | | | 1,242.62 | 0.15501887 | 0.15501854 | | 220.16 |
| SEVERANCE TAX | Jul 21 | | | | 1,164.96 | 0.15501887 | 0.15501854 | | 206.41 |
| WORKING INTEREST | Jul 21 | 1.2400 | 7,668.31 | 4.63 | 35,507.74 | 0.15501887 | 0.15501888 | 1,188.73 | 5,504.37 |
| AD VALOREM TAX | Jul 21 | | | | (481.23) | 0.15501887 | 0.15501888 | | (85.26) |
| CONSERVATION TAX | Jul 21 | | | | (59.03) | 0.15501887 | 0.15501888 | | (10.51) |
| EMERGENCY SCHOOL TAX | Jul 21 | | | | (1,242.77) | 0.15501887 | 0.15501888 | | (220.19) |
| SEVERANCE TAX | Jul 21 | | | | (1,165.10) | 0.15501887 | 0.15501888 | | (206.43) |
| WORKING INTEREST | Jul 21 | 1.2400 | (7,668.31) | 4.63 | (35,503.43) | 0.00121401 | 0.00121397 | (9.31) | (43.10) |
| AD VALOREM TAX | Jul 21 | | | | 481.17 | 0.00121401 | 0.00121397 | | 0.67 |
| CONSERVATION TAX | Jul 21 | | | | 59.02 | 0.00121401 | 0.00121397 | | 0.08 |
| EMERGENCY SCHOOL TAX | Jul 21 | | | | 1,242.62 | 0.00121401 | 0.00121397 | | 1.72 |
| SEVERANCE TAX | Jul 21 | | | | 1,164.96 | 0.00121401 | 0.00121397 | | 1.82 |
| WORKING INTEREST | Jul 21 | 1.2400 | 7,668.31 | 4.63 | 35,507.74 | 0.00121401 | 0.00121410 | 9.31 | 43.11 |
| AD VALOREM TAX | Jul 21 | | | | (481.23) | 0.00121401 | 0.00121410 | | (0.67) |
| CONSERVATION TAX | Jul 21 | | | | (59.03) | 0.00121401 | 0.00121410 | | (0.08) |
| EMERGENCY SCHOOL TAX | Jul 21 | | | | (1,242.77) | 0.00121401 | 0.00121410 | | (1.72) |
| SEVERANCE TAX | Jul 21 | | | | (1,165.10) | 0.00121401 | 0.00121410 | | (1.62) |
| Total GAS WELL GAS | | | | | | | | 620.83 | 2,809.23 |
| OIL | | | | | | | | | |
| WORKING INTEREST | Aug 21 | 1.0000 | 0.00 | | (50.98) | 0.15501887 | 0.19988231 | 0.00 | (10.19) |
| AD VALOREM TAX | Aug 21 | | | | 0.00 | 0.15501887 | 0.19988231 | | 0.00 |

Represented Unit of Measure: Gas = MCFs, Plant Products = GALS, Oil = BBLs

www.energylink.com

Generated on Tuesday, November 2, 2021 1:09 PM

Page 18 of 21

© 2021 Enverus. All rights reserved. Unauthorized use prohibited.

140

141

Check Number 1187690

Owner 035904 SIANA OIL & GAS CO, LLC

Operator MEWBOURNE OIL COMPANY

| Type | Production Date | Property Values | | | | Owner Share | | | |
|----------------------|-----------------|-----------------|----------|-------|------------|----------------|-----------------------|--------|------------|
| | | BTU | Volume | Price | Value | Owner Interest | Distribution Interest | Volume | Value |
| WORKING INTEREST | Aug 21 | 1.0000 | 0.00 | | (50.98) | 0.00121401 | 0.00156924 | 0.00 | (0.08) |
| AD VALOREM TAX | Aug 21 | | | | 0.00 | 0.00121401 | 0.00156924 | | 0.00 |
| WORKING INTEREST | Aug 21 | 1.0000 | 3,398.59 | 66.58 | 226,283.90 | 0.15501887 | 0.15501894 | 528.87 | 35,078.28 |
| AD VALOREM TAX | Aug 21 | | | | (3,066.80) | 0.15501887 | 0.15501894 | | (543.35) |
| CONSERVATION TAX | Aug 21 | | | | (376.20) | 0.15501887 | 0.15501894 | | (66.67) |
| EMERGENCY SCHOOL TAX | Aug 21 | | | | (6,236.95) | 0.15501887 | 0.15501894 | | (1,104.95) |
| SEVERANCE TAX | Aug 21 | | | | (7,424.94) | 0.15501887 | 0.15501894 | | (1,315.40) |
| WORKING INTEREST | Aug 21 | 1.0000 | 3,398.59 | 66.58 | 226,283.90 | 0.00121401 | 0.00121401 | 4.13 | 274.71 |
| AD VALOREM TAX | Aug 21 | | | | (3,066.80) | 0.00121401 | 0.00121401 | | (4.28) |
| CONSERVATION TAX | Aug 21 | | | | (376.20) | 0.00121401 | 0.00121401 | | (0.52) |
| EMERGENCY SCHOOL TAX | Aug 21 | | | | (6,236.95) | 0.00121401 | 0.00121401 | | (8.65) |
| SEVERANCE TAX | Aug 21 | | | | (7,424.94) | 0.00121401 | 0.00121401 | | (10.30) |
| Total OIL | | | | | | | | 531.00 | 32,288.63 |
| Total Property | | | | | | | | | 34,955.56 |

Property: 62959000

GAZELLE 22 B3NC FED COM 1H NM 025

GAS WELL GAS

| | | | | | | | | | |
|----------------------|--------|--------|------------|------|-------------|------------|------------|---------|----------|
| OVERRIDING ROYALTY | Jul 21 | 1.2400 | (8,061.64) | 4.63 | (37,324.51) | 0.00802318 | 0.00802315 | (64.68) | (299.46) |
| AD VALOREM TAX | Jul 21 | | | | 505.85 | 0.00802318 | 0.00802315 | | 4.64 |
| CONSERVATION TAX | Jul 21 | | | | 82.05 | 0.00802318 | 0.00802315 | | 0.57 |
| EMERGENCY SCHOOL TAX | Jul 21 | | | | 1,306.36 | 0.00802318 | 0.00802315 | | 11.98 |
| SEVERANCE TAX | Jul 21 | | | | 1,224.71 | 0.00802318 | 0.00802315 | | 11.23 |
| OVERRIDING ROYALTY | Jul 21 | 1.2400 | 8,061.64 | 4.63 | 37,329.04 | 0.00802318 | 0.00802324 | 64.68 | 299.50 |
| AD VALOREM TAX | Jul 21 | | | | (505.92) | 0.00802318 | 0.00802324 | | (4.64) |
| CONSERVATION TAX | Jul 21 | | | | (62.06) | 0.00802318 | 0.00802324 | | (0.57) |
| EMERGENCY SCHOOL TAX | Jul 21 | | | | (1,306.52) | 0.00802318 | 0.00802324 | | (11.98) |
| SEVERANCE TAX | Jul 21 | | | | (1,224.86) | 0.00802318 | 0.00802324 | | (11.23) |
| OVERRIDING ROYALTY | Aug 21 | 1.2300 | 8,839.18 | 5.00 | 44,178.92 | 0.00802318 | 0.00802328 | 70.92 | 354.46 |
| AD VALOREM TAX | Aug 21 | | | | (598.75) | 0.00802318 | 0.00802328 | | (5.49) |
| CONSERVATION TAX | Aug 21 | | | | (73.45) | 0.00802318 | 0.00802328 | | (0.68) |
| EMERGENCY SCHOOL TAX | Aug 21 | | | | (1,546.26) | 0.00802318 | 0.00802328 | | (14.18) |
| SEVERANCE TAX | Aug 21 | | | | (1,449.62) | 0.00802318 | 0.00802328 | | (13.29) |
| OVERRIDING ROYALTY | Aug 21 | 1.2300 | 8,839.18 | 5.00 | 44,178.92 | 0.00009432 | 0.00009462 | 0.78 | 4.18 |
| AD VALOREM TAX | Aug 21 | | | | (598.75) | 0.00009432 | 0.00009462 | | (0.02) |
| CONSERVATION TAX | Aug 21 | | | | (73.45) | 0.00009432 | 0.00009462 | | 0.00 |
| EMERGENCY SCHOOL TAX | Aug 21 | | | | (1,546.26) | 0.00009432 | 0.00009462 | | (0.15) |
| SEVERANCE TAX | Aug 21 | | | | (1,449.62) | 0.00009432 | 0.00009462 | | (0.15) |
| Total GAS WELL GAS | | | | | | | | 71.70 | 324.72 |

OIL

| | | | | | | | | | |
|----------------------|--------|--|----------|-------|-------------|------------|------------|-------|----------|
| OVERRIDING ROYALTY | Aug 21 | | 5,049.40 | 66.58 | 336,197.64 | 0.00802318 | 0.00802317 | 40.51 | 2,697.37 |
| AD VALOREM TAX | Aug 21 | | | | (4,556.44) | 0.00802318 | 0.00802317 | | (41.78) |
| CONSERVATION TAX | Aug 21 | | | | (558.93) | 0.00802318 | 0.00802317 | | (5.13) |
| EMERGENCY SCHOOL TAX | Aug 21 | | | | (9,256.45) | 0.00802318 | 0.00802317 | | (84.97) |
| SEVERANCE TAX | Aug 21 | | | | (11,031.48) | 0.00802318 | 0.00802317 | | (101.15) |

Represented Unit of Measure: Gas = MCFs, Plant Products = GALs, Oil = BBLs

Generated on Tuesday, November 2, 2021 1:09 PM

Page 19 of 21

www.energylink.com

© 2021 Enverus. All rights reserved. Unauthorized use prohibited.

141

142

Check Number 1197690

Owner 035904 SIANA OIL & GAS CO, LLC

Operator MEWBOURNE OIL COMPANY

| Type | Production Date | Property Values | | | | Owner Share | | | |
|--|-----------------|-----------------|-----------|-------|--------------|----------------|-----------------------|--------|----------|
| | | BTU | Volume | Price | Value | Owner Interest | Distribution Interest | Volume | Value |
| OVERRIDING ROYALTY | Aug 21 | | 5,049.40 | 66.58 | 336,197.64 | 0.00009432 | 0.00009438 | 0.50 | 31.73 |
| AD VALOREM TAX | Aug 21 | | | | (4,558.44) | 0.00009432 | 0.00009438 | | (0.51) |
| CONSERVATION TAX | Aug 21 | | | | (558.93) | 0.00009432 | 0.00009438 | | (0.02) |
| EMERGENCY SCHOOL TAX | Aug 21 | | | | (9,266.45) | 0.00009432 | 0.00009438 | | (0.87) |
| SEVERANCE TAX | Aug 21 | | | | (11,031.48) | 0.00009432 | 0.00009438 | | (1.17) |
| Total OIL | | | | | | | | 41.01 | 2,493.40 |
| Total Property | | | | | | | | | 2,818.12 |
| Property: 72185000 CREEDENCE 21/16 W0FC ST COM 4H NM 015 | | | | | | | | | |
| GAS | | | | | | | | | |
| WORKING INTEREST | Aug 21 | 1.0000 | 0.00 | | (366.16) | 0.00477272 | 0.00639065 | 0.00 | (2.34) |
| AD VALOREM TAX | Aug 21 | | | | 0.00 | 0.00477272 | 0.00639065 | | 0.00 |
| Total GAS | | | | | | | | 0.00 | (2.34) |
| GAS WELL GAS | | | | | | | | | |
| WORKING INTEREST | Aug 21 | 1.3400 | 47,863.26 | 6.61 | 316,333.92 | 0.00477272 | 0.00477274 | 226.44 | 1,509.78 |
| AD VALOREM TAX | Aug 21 | | | | (3,172.90) | 0.00477272 | 0.00477274 | | (17.04) |
| CONSERVATION TAX | Aug 21 | | | | (534.25) | 0.00477272 | 0.00477274 | | (2.87) |
| EMERGENCY SCHOOL TAX | Aug 21 | | | | (11,247.43) | 0.00477272 | 0.00477274 | | (60.39) |
| SEVERANCE TAX | Aug 21 | | | | (10,544.46) | 0.00477272 | 0.00477274 | | (56.62) |
| Total GAS WELL GAS | | | | | | | | 226.44 | 1,372.86 |
| OIL | | | | | | | | | |
| WORKING INTEREST | Aug 21 | | 0.00 | | (292.10) | 0.00477272 | 0.00640192 | 0.00 | (1.87) |
| AD VALOREM TAX | Aug 21 | | | | 0.00 | 0.00477272 | 0.00640192 | | 0.00 |
| WORKING INTEREST | Aug 21 | | 19,473.48 | 65.96 | 1,284,482.43 | 0.00477272 | 0.00477272 | 92.94 | 6,130.48 |
| AD VALOREM TAX | Aug 21 | | | | (12,883.64) | 0.00477272 | 0.00477272 | | (69.18) |
| CONSERVATION TAX | Aug 21 | | | | (2,169.35) | 0.00477272 | 0.00477272 | | (11.65) |
| EMERGENCY SCHOOL TAX | Aug 21 | | | | (35,965.51) | 0.00477272 | 0.00477272 | | (193.11) |
| SEVERANCE TAX | Aug 21 | | | | (42,816.08) | 0.00477272 | 0.00477272 | | (229.89) |
| Total OIL | | | | | | | | 92.94 | 5,624.78 |
| Total Property | | | | | | | | | 6,995.30 |
| Property: 72186000 CREEDENCE 21/16 W1FC ST COM 3H NM 015 | | | | | | | | | |
| GAS | | | | | | | | | |
| WORKING INTEREST | Aug 21 | 1.0000 | 0.00 | | (406.87) | 0.00477272 | 0.00639025 | 0.00 | (2.60) |
| AD VALOREM TAX | Aug 21 | | | | 0.00 | 0.00477272 | 0.00639025 | | 0.00 |
| Total GAS | | | | | | | | 0.00 | (2.60) |
| GAS WELL GAS | | | | | | | | | |
| WORKING INTEREST | Aug 21 | 1.3400 | 53,183.68 | 6.61 | 351,497.13 | 0.00477272 | 0.00477273 | 253.83 | 1,677.60 |
| AD VALOREM TAX | Aug 21 | | | | (3,525.59) | 0.00477272 | 0.00477273 | | (18.94) |
| CONSERVATION TAX | Aug 21 | | | | (593.64) | 0.00477272 | 0.00477273 | | (3.19) |
| EMERGENCY SCHOOL TAX | Aug 21 | | | | (12,497.68) | 0.00477272 | 0.00477273 | | (67.11) |
| SEVERANCE TAX | Aug 21 | | | | (11,716.57) | 0.00477272 | 0.00477273 | | (62.91) |
| Total GAS WELL GAS | | | | | | | | 253.83 | 1,525.45 |

Represented Unit of Measure: Gas = MCFs, Plant Products = GALS, Oil = BBLs

www.energylink.com

Generated on Tuesday, November 2, 2021 1:09 PM

Page 20 of 21

© 2021 Enverus. All rights reserved. Unauthorized use prohibited.

142

143

Check Number 1197690

Owner 035904 SIANA OIL & GAS CO, LLC

Operator MEWBOURNE OIL COMPANY

| Type | Production Date | Property Values | | | | Owner Share | | | |
|--|-----------------|-----------------|-----------|-------|--------------|----------------|-----------------------|--------|----------|
| | | BTU | Volume | Price | Value | Owner Interest | Distribution Interest | Volume | Value |
| OIL | | | | | | | | | |
| WORKING INTEREST | Aug 21 | | 0.00 | | (271.06) | 0.00477272 | 0.00638235 | 0.00 | (1.73) |
| AD VALOREM TAX | Aug 21 | | | | 0.00 | 0.00477272 | 0.00638235 | | 0.00 |
| WORKING INTEREST | Aug 21 | | 18,070.55 | 85.96 | 1,191,944.32 | 0.00477272 | 0.00477272 | 86.25 | 5,688.82 |
| AD VALOREM TAX | Aug 21 | | | | (11,955.47) | 0.00477272 | 0.00477272 | | (64.20) |
| CONSERVATION TAX | Aug 21 | | | | (2,013.06) | 0.00477272 | 0.00477272 | | (10.81) |
| EMERGENCY SCHOOL TAX | Aug 21 | | | | (33,374.44) | 0.00477272 | 0.00477272 | | (179.20) |
| SEVERANCE TAX | Aug 21 | | | | (39,731.48) | 0.00477272 | 0.00477272 | | (213.33) |
| Total OIL | | | | | | | | 86.25 | 5,219.55 |
| Total Property | | | | | | | | | 6,742.40 |
| Property: 72310000 IBEX 15/10 B1PA FED COM 2H NM 025 | | | | | | | | | |
| GAS | | | | | | | | | |
| WORKING INTEREST | Aug 21 | 1.0000 | 0.00 | | (320.93) | 0.00040427 | 0.00052971 | 0.00 | (0.17) |
| AD VALOREM TAX | Aug 21 | | | | 0.00 | 0.00040427 | 0.00052971 | | 0.00 |
| WORKING INTEREST | Aug 21 | 1.0000 | 0.00 | | (6,605.58) | 0.00053902 | 0.00053894 | 0.00 | (3.56) |
| PRODUCTION TAX | Aug 21 | | | | 626.80 | 0.00053902 | 0.00053894 | | 0.34 |
| Total GAS | | | | | | | | 0.00 | (3.39) |
| GAS WELL GAS | | | | | | | | | |
| WORKING INTEREST | Aug 21 | 1.2200 | 41,722.55 | 4.53 | 188,923.80 | 0.00040427 | 0.00040429 | 16.87 | 76.38 |
| AD VALOREM TAX | Aug 21 | | | | (2,560.46) | 0.00040427 | 0.00040429 | | (1.18) |
| CONSERVATION TAX | Aug 21 | | | | (314.08) | 0.00040427 | 0.00040429 | | (0.15) |
| EMERGENCY SCHOOL TAX | Aug 21 | | | | (6,612.33) | 0.00040427 | 0.00040429 | | (3.06) |
| SEVERANCE TAX | Aug 21 | | | | (6,199.06) | 0.00040427 | 0.00040429 | | (2.86) |
| Total GAS WELL GAS | | | | | | | | 16.87 | 69.13 |
| OIL | | | | | | | | | |
| WORKING INTEREST | Aug 21 | | 0.00 | | (189.97) | 0.00040427 | 0.00052640 | 0.00 | (0.10) |
| AD VALOREM TAX | Aug 21 | | | | 0.00 | 0.00040427 | 0.00052640 | | 0.00 |
| WORKING INTEREST | Aug 21 | | 12,664.69 | 66.58 | 843,236.59 | 0.00040427 | 0.00040428 | 5.12 | 340.90 |
| AD VALOREM TAX | Aug 21 | | | | (11,428.28) | 0.00040427 | 0.00040428 | | (5.28) |
| CONSERVATION TAX | Aug 21 | | | | (1,401.88) | 0.00040427 | 0.00040428 | | (0.65) |
| EMERGENCY SCHOOL TAX | Aug 21 | | | | (23,241.71) | 0.00040427 | 0.00040428 | | (10.74) |
| SEVERANCE TAX | Aug 21 | | | | (27,668.70) | 0.00040427 | 0.00040428 | | (12.78) |
| Total OIL | | | | | | | | 5.12 | 311.35 |
| Total Property | | | | | | | | | 377.09 |

| | Owner Gross Value | Owner Deductions | Owner Taxes | Non Revenue Deductions | Owner Net Value |
|-------------|-------------------|------------------|-------------|------------------------|-----------------|
| Check Total | 160,270.91 | | (13,921.76) | | 146,349.15 |

Represented Unit of Measure: Gas = MCFs, Plant Products = GALs, Oil = BBLs

Generated on Tuesday, November 2, 2021 1:09 PM

© 2021 Enverus. All rights reserved. Unauthorized use prohibited.

www.energylink.com

Page 21 of 21

143

144



Revenue Statement

Owner

035904
SIANA OIL & GAS CO, LLC
TOM M RAGSDALE
P O BOX 2246
CONROE, TX 77305

Operator

MEWBOURNE OIL COMPANY
REVENUE DISBURSEMENT ACCOUNT
P O BOX 7698
TYLER, TX 75711-7698
(903) 561-2900
ownerrelations@mewbourne.com

Check

Check Number 1205035
Check Amount 131,901.56
Check Date November 15, 2021
Check Type ACH

Copyright Notice

© 2021 Enverus. All rights reserved. Unauthorized use prohibited.

Data, reports, user interface, software and other content which is accessed by users through EnergyLink constitutes copyright protected content owned by Enverus. Any unauthorized copying, scraping, downloading, retransmission, redistribution, reproduction, republishing or other duplication or modification of copyright protected content is a violation of Canadian and US federal copyright laws and may be subject to legal action. Other than PDF copies for use in an unmodified format by authorized users, no one has permission to copy, scrape, download, retransmit, redistribute, reproduce, republish, duplicate, modify or make public for commercial use this copyright protected content, in any form, without the express written permission of Enverus.

| | Type | Production Date | Property Values | | | | Owner Share | | | |
|-----------|---------------------------------|-------------------------------------|-----------------|----------|-------|------------|----------------|-----------------------|---------|----------|
| | | | BTU | Volume | Price | Value | Owner Interest | Distribution Interest | Volume | Value |
| Property: | 62390000 | PRONGHORN 15 B3BO FED COM 1H NM 025 | | | | | | | | |
| GAS | | | | | | | | | | |
| | WORKING INTEREST | Aug 21 | 1.0000 | 0.00 | | 5.76 | 0.05402784 | 0.06944444 | 0.00 | 0.40 |
| | Disposition Code: Marketing Fee | | | | | | | | | |
| | AD VALOREM TAX | Aug 21 | | | | 0.00 | 0.05402784 | 0.06944444 | | 0.00 |
| | WORKING INTEREST | Aug 21 | 1.0000 | 0.00 | | (5.76) | 0.05402784 | 0.06944444 | 0.00 | (0.40) |
| | Disposition Code: Marketing Fee | | | | | | | | | |
| | AD VALOREM TAX | Aug 21 | | | | 0.00 | 0.05402784 | 0.06944444 | | 0.00 |
| | WORKING INTEREST | Sep 21 | 1.0000 | 0.00 | | (4.84) | 0.05402784 | 0.06818182 | 0.00 | (0.33) |
| | Disposition Code: Marketing Fee | | | | | | | | | |
| | AD VALOREM TAX | Sep 21 | | | | 0.00 | 0.05402784 | 0.06818182 | | 0.00 |
| | WORKING INTEREST | Dec 19 | 1.0000 | 0.00 | | (493.89) | 0.06837475 | 0.06837555 | 0.00 | (33.77) |
| | PRODUCTION TAX | Dec 19 | | | | 47.41 | 0.06837475 | 0.06837555 | | 3.24 |
| | WORKING INTEREST | Sep 21 | 1.0000 | 0.00 | | (63.25) | 0.06837475 | 0.06830040 | 0.00 | (4.32) |
| | PRODUCTION TAX | Sep 21 | | | | 5.89 | 0.06837475 | 0.06830040 | | 0.40 |
| | WORKING INTEREST | Sep 21 | 1.2900 | 645.56 | 6.62 | 4,270.43 | 0.05402784 | 0.05403203 | 34.90 | 230.74 |
| | AD VALOREM TAX | Sep 21 | | | | (51.24) | 0.05402784 | 0.05403203 | | (3.18) |
| | CONSERVATION TAX | Sep 21 | | | | (7.10) | 0.05402784 | 0.05403203 | | (0.45) |
| | EMERGENCY SCHOOL TAX | Sep 21 | | | | (149.47) | 0.05402784 | 0.05403203 | | (9.26) |
| | PRODUCTION TAX | Sep 21 | | | | 0.00 | 0.05402784 | 0.05403203 | | 0.00 |
| | SEVERANCE TAX | Sep 21 | | | | (140.12) | 0.05402784 | 0.05403203 | | (8.68) |
| | WORKING INTEREST | Aug 21 | 1.2700 | (752.95) | 2.70 | (2,035.94) | 0.05402784 | 0.05403401 | (40.71) | (110.01) |
| | AD VALOREM TAX | Aug 21 | | | | 27.59 | 0.05402784 | 0.05403401 | | 1.72 |
| | CONSERVATION TAX | Aug 21 | | | | 3.38 | 0.05402784 | 0.05403401 | | 0.22 |
| | EMERGENCY SCHOOL TAX | Aug 21 | | | | 71.26 | 0.05402784 | 0.05403401 | | 4.42 |

Represented Unit of Measure: Gas = MCFs, Plant Products = GALs, Oil = BBLs

www.energylink.com

Generated on Wednesday, November 10, 2021 2:54 PM

Page 1 of 16

© 2021 Enverus. All rights reserved. Unauthorized use prohibited.

144

145

| Check Number | 1205035 | Owner | 035904 SIANA OIL & GAS CO, LLC | | | Operator | MEWBOURNE OIL COMPANY | | | |
|--|-----------------|-----------------|--------------------------------|-------|------------|----------------|-----------------------|---------|----------|--|
| Type | Production Date | Property Values | | | | Owner Share | | | | |
| | | BTU | Volume | Price | Value | Owner Interest | Distribution Interest | Volume | Value | |
| PRODUCTION TAX | Aug 21 | | | | 0.00 | 0.05402784 | 0.05403401 | | 0.00 | |
| SEVERANCE TAX | Aug 21 | | | | 66.80 | 0.05402784 | 0.05403401 | | 4.14 | |
| WORKING INTEREST | Aug 21 | 1.2700 | 752.95 | 5.48 | 4,123.91 | 0.05402784 | 0.05403610 | 40.71 | 222.84 | |
| AD VALOREM TAX | Aug 21 | | | | (55.89) | 0.05402784 | 0.05403610 | | (3.47) | |
| CONSERVATION TAX | Aug 21 | | | | (6.86) | 0.05402784 | 0.05403610 | | (0.43) | |
| EMERGENCY SCHOOL TAX | Aug 21 | | | | (144.34) | 0.05402784 | 0.05403610 | | (8.94) | |
| PRODUCTION TAX | Aug 21 | | | | 0.00 | 0.05402784 | 0.05403610 | | 0.00 | |
| SEVERANCE TAX | Aug 21 | | | | (135.32) | 0.05402784 | 0.05403610 | | (8.38) | |
| Total GAS | | | | | | | | 34.90 | 276.50 | |
| OIL | | | | | | | | | | |
| WORKING INTEREST | Sep 21 | 1.0000 | 0.00 | | (32.40) | 0.05402784 | 0.06851852 | 0.00 | (2.22) | |
| Disposition Code: Marketing Fee | | | | | | | | | | |
| AD VALOREM TAX | Sep 21 | | | | 0.00 | 0.05402784 | 0.06851852 | | 0.00 | |
| WORKING INTEREST | Sep 21 | 1.0000 | 2,160.05 | 70.21 | 151,661.21 | 0.05402784 | 0.05402786 | 116.74 | 8,193.93 | |
| AD VALOREM TAX | Sep 21 | | | | (1,819.76) | 0.05402784 | 0.05402786 | | (112.38) | |
| CONSERVATION TAX | Sep 21 | | | | (252.14) | 0.05402784 | 0.05402786 | | (15.59) | |
| EMERGENCY SCHOOL TAX | Sep 21 | | | | (4,180.16) | 0.05402784 | 0.05402786 | | (258.14) | |
| PRODUCTION TAX | Sep 21 | | | | 0.00 | 0.05402784 | 0.05402786 | | 0.00 | |
| SEVERANCE TAX | Sep 21 | | | | (4,976.38) | 0.05402784 | 0.05402786 | | (307.29) | |
| Total OIL | | | | | | | | 116.74 | 7,498.31 | |
| Total Property | | | | | | | | | 7,774.81 | |
| Property: 62391000 PRONGHORN 15 B3CN FED COM 1H NM 025 | | | | | | | | | | |
| GAS | | | | | | | | | | |
| WORKING INTEREST | Aug 21 | 1.0000 | 0.00 | | 32.68 | 0.05391420 | 0.06854345 | 0.00 | 2.24 | |
| Disposition Code: Marketing Fee | | | | | | | | | | |
| AD VALOREM TAX | Aug 21 | | | | 0.00 | 0.05391420 | 0.06854345 | | 0.00 | |
| WORKING INTEREST | Aug 21 | 1.0000 | 0.00 | | (32.68) | 0.05391420 | 0.06854345 | 0.00 | (2.24) | |
| Disposition Code: Marketing Fee | | | | | | | | | | |
| AD VALOREM TAX | Aug 21 | | | | 0.00 | 0.05391420 | 0.06854345 | | 0.00 | |
| WORKING INTEREST | Sep 21 | 1.0000 | 0.00 | | (23.64) | 0.05391420 | 0.06852792 | 0.00 | (1.62) | |
| Disposition Code: Marketing Fee | | | | | | | | | | |
| AD VALOREM TAX | Sep 21 | | | | 0.00 | 0.05391420 | 0.06852792 | | 0.00 | |
| WORKING INTEREST | Dec 19 | 1.0000 | 0.00 | | (419.08) | 0.06837475 | 0.06838790 | 0.00 | (28.66) | |
| PRODUCTION TAX | Dec 19 | | | | 40.23 | 0.06837475 | 0.06838790 | | 2.75 | |
| WORKING INTEREST | Sep 21 | 1.0000 | 0.00 | | (308.81) | 0.06837475 | 0.06839157 | 0.00 | (21.12) | |
| PRODUCTION TAX | Sep 21 | | | | 28.75 | 0.06837475 | 0.06839157 | | 1.97 | |
| WORKING INTEREST | Aug 21 | 1.2900 | 999.84 | 5.48 | 5,476.13 | 0.05391420 | 0.05391764 | 53.93 | 295.26 | |
| AD VALOREM TAX | Aug 21 | | | | (74.22) | 0.05391420 | 0.05391764 | | (4.59) | |
| CONSERVATION TAX | Aug 21 | | | | (9.10) | 0.05391420 | 0.05391764 | | (0.57) | |
| EMERGENCY SCHOOL TAX | Aug 21 | | | | (191.66) | 0.05391420 | 0.05391764 | | (11.83) | |
| SEVERANCE TAX | Aug 21 | | | | (179.69) | 0.05391420 | 0.05391764 | | (11.10) | |
| WORKING INTEREST | Aug 21 | 1.2900 | (999.84) | 2.70 | (2,703.51) | 0.05391420 | 0.05392249 | (53.93) | (145.78) | |
| AD VALOREM TAX | Aug 21 | | | | 36.64 | 0.05391420 | 0.05392249 | | 2.27 | |

Represented Unit of Measure: Gas = MCFs, Plant Products = GALs, Oil = BBLs

www.energylink.com

Generated on Wednesday, November 10, 2021 2:54 PM

Page 2 of 16

© 2021 Enverus. All rights reserved. Unauthorized use prohibited.

145

146

Check Number 1205035

Owner 035904 SIANA OIL & GAS CO, LLC

Operator MEWBOURNE OIL COMPANY

| Type | Production Date | Property Values | | | | Owner Share | | | |
|--|-----------------|-----------------|------------|-------|-------------|----------------|-----------------------|---------------|-----------------|
| | | BTU | Volume | Price | Value | Owner Interest | Distribution Interest | Volume | Value |
| CONSERVATION TAX | Aug 21 | | | | 4.49 | 0.05391420 | 0.05392249 | | 0.29 |
| EMERGENCY SCHOOL TAX | Aug 21 | | | | 94.62 | 0.05391420 | 0.05392249 | | 5.85 |
| SEVERANCE TAX | Aug 21 | | | | 88.71 | 0.05391420 | 0.05392249 | | 5.48 |
| WORKING INTEREST | Sep 21 | 1.2900 | 3,152.00 | 6.62 | 20,850.71 | 0.05391420 | 0.05391519 | 169.96 | 1,124.17 |
| AD VALOREM TAX | Sep 21 | | | | (250.19) | 0.05391420 | 0.05391519 | | (15.43) |
| CONSERVATION TAX | Sep 21 | | | | (34.66) | 0.05391420 | 0.05391519 | | (2.15) |
| EMERGENCY SCHOOL TAX | Sep 21 | | | | (729.77) | 0.05391420 | 0.05391519 | | (44.99) |
| SEVERANCE TAX | Sep 21 | | | | (684.16) | 0.05391420 | 0.05391519 | | (42.19) |
| WORKING INTEREST | Aug 21 | 1.2900 | 3,338.07 | 5.57 | 18,577.59 | 0.05391420 | 0.05391496 | 179.99 | 1,001.61 |
| AD VALOREM TAX | Aug 21 | | | | (251.78) | 0.05391420 | 0.05391496 | | (15.54) |
| CONSERVATION TAX | Aug 21 | | | | (30.89) | 0.05391420 | 0.05391496 | | (1.92) |
| EMERGENCY SCHOOL TAX | Aug 21 | | | | (650.22) | 0.05391420 | 0.05391496 | | (40.09) |
| SEVERANCE TAX | Aug 21 | | | | (609.58) | 0.05391420 | 0.05391496 | | (37.58) |
| WORKING INTEREST | Aug 21 | 1.2900 | (3,338.07) | 5.57 | (18,577.59) | 0.05391420 | 0.05391496 | (179.99) | (1,001.61) |
| AD VALOREM TAX | Aug 21 | | | | 251.78 | 0.05391420 | 0.05391496 | | 15.54 |
| CONSERVATION TAX | Aug 21 | | | | 30.89 | 0.05391420 | 0.05391496 | | 1.92 |
| EMERGENCY SCHOOL TAX | Aug 21 | | | | 650.22 | 0.05391420 | 0.05391496 | | 40.09 |
| SEVERANCE TAX | Aug 21 | | | | 609.58 | 0.05391420 | 0.05391496 | | 37.58 |
| Total GAS | | | | | | | | 169.96 | 1,108.01 |
| OIL | | | | | | | | | |
| WORKING INTEREST | Sep 21 | 1.0000 | 0.00 | | (25.35) | 0.05391420 | 0.06863905 | 0.00 | (1.74) |
| <i>Disposition Code: Marketing Fee</i> | | | | | | | | | |
| AD VALOREM TAX | Sep 21 | | | | 0.00 | 0.05391420 | 0.06863905 | | 0.00 |
| WORKING INTEREST | Sep 21 | 1.0000 | 1,690.08 | 70.21 | 118,663.73 | 0.05391420 | 0.05391437 | 91.14 | 6,397.68 |
| AD VALOREM TAX | Sep 21 | | | | (1,423.83) | 0.05391420 | 0.05391437 | | (87.74) |
| CONSERVATION TAX | Sep 21 | | | | (197.28) | 0.05391420 | 0.05391437 | | (12.18) |
| EMERGENCY SCHOOL TAX | Sep 21 | | | | (3,270.67) | 0.05391420 | 0.05391437 | | (201.54) |
| SEVERANCE TAX | Sep 21 | | | | (3,893.65) | 0.05391420 | 0.05391437 | | (239.83) |
| Total OIL | | | | | | | | 91.14 | 5,854.55 |
| Total Property | | | | | | | | | 6,962.56 |

Property: 62392000

PRONGHORN 15 B3DM FED COM 1H NM 025

GAS

| | | | | | | | | | |
|--|--------|--------|------|--|----------|------------|------------|------|---------|
| WORKING INTEREST | Aug 21 | 1.0000 | 0.00 | | 21.98 | 0.05328145 | 0.06869882 | 0.00 | 1.51 |
| <i>Disposition Code: Marketing Fee</i> | | | | | | | | | |
| AD VALOREM TAX | Aug 21 | | | | 0.00 | 0.05328145 | 0.06869882 | | 0.00 |
| WORKING INTEREST | Aug 21 | 1.0000 | 0.00 | | (21.98) | 0.05328145 | 0.06869882 | 0.00 | (1.51) |
| <i>Disposition Code: Marketing Fee</i> | | | | | | | | | |
| AD VALOREM TAX | Aug 21 | | | | 0.00 | 0.05328145 | 0.06869882 | | 0.00 |
| WORKING INTEREST | Sep 21 | 1.0000 | 0.00 | | (22.13) | 0.05328145 | 0.06868504 | 0.00 | (1.52) |
| <i>Disposition Code: Marketing Fee</i> | | | | | | | | | |
| AD VALOREM TAX | Sep 21 | | | | 0.00 | 0.05328145 | 0.06868504 | | 0.00 |
| WORKING INTEREST | Dec 19 | 1.0000 | 0.00 | | (644.98) | 0.06837475 | 0.06837421 | 0.00 | (44.10) |
| PRODUCTION TAX | Dec 19 | | | | 61.91 | 0.06837475 | 0.06837421 | | 4.23 |

Represented Unit of Measure: Gas = MCFs, Plant Products = GALs, Oil = BBLs

www.energylink.com

Generated on Wednesday, November 10, 2021 2:54 PM

Page 3 of 16

© 2021 Enverus. All rights reserved. Unauthorized use prohibited.

146

147

Check Number 1205035

Owner 035904 SIANA OIL & GAS CO, LLC

Operator MEWBOURNE OIL COMPANY

| Type | Production Date | Property Values | | | | Owner Share | | | |
|--|-----------------|-----------------|------------|-------|-------------|----------------|-----------------------|---------------|-----------------|
| | | BTU | Volume | Price | Value | Owner Interest | Distribution Interest | Volume | Value |
| WORKING INTEREST | Sep 21 | 1.0000 | 0.00 | | (288.08) | 0.06837475 | 0.06835478 | 0.00 | (19.76) |
| PRODUCTION TAX | Sep 21 | | | | 26.92 | 0.06837475 | 0.06835478 | | 1.84 |
| WORKING INTEREST | Aug 21 | 1.2700 | 804.21 | 5.48 | 4,404.67 | 0.05328145 | 0.05328663 | 42.88 | 234.71 |
| AD VALOREM TAX | Aug 21 | | | | (59.70) | 0.05328145 | 0.05328663 | | (3.67) |
| CONSERVATION TAX | Aug 21 | | | | (7.32) | 0.05328145 | 0.05328663 | | (0.46) |
| EMERGENCY SCHOOL TAX | Aug 21 | | | | (154.16) | 0.05328145 | 0.05328663 | | (9.43) |
| SEVERANCE TAX | Aug 21 | | | | (144.53) | 0.05328145 | 0.05328663 | | (8.83) |
| WORKING INTEREST | Aug 21 | 1.2700 | (804.21) | 2.70 | (2,174.54) | 0.05328145 | 0.05329403 | (42.88) | (115.89) |
| AD VALOREM TAX | Aug 21 | | | | 29.47 | 0.05328145 | 0.05329403 | | 1.82 |
| CONSERVATION TAX | Aug 21 | | | | 3.62 | 0.05328145 | 0.05329403 | | 0.23 |
| EMERGENCY SCHOOL TAX | Aug 21 | | | | 76.11 | 0.05328145 | 0.05329403 | | 4.66 |
| SEVERANCE TAX | Aug 21 | | | | 71.35 | 0.05328145 | 0.05329403 | | 4.38 |
| WORKING INTEREST | Aug 21 | 1.2900 | 2,110.46 | 5.57 | 11,745.49 | 0.05328145 | 0.05328173 | 112.48 | 625.82 |
| AD VALOREM TAX | Aug 21 | | | | (159.19) | 0.05328145 | 0.05328173 | | (9.72) |
| CONSERVATION TAX | Aug 21 | | | | (19.53) | 0.05328145 | 0.05328173 | | (1.21) |
| EMERGENCY SCHOOL TAX | Aug 21 | | | | (411.09) | 0.05328145 | 0.05328173 | | (25.07) |
| SEVERANCE TAX | Aug 21 | | | | (385.40) | 0.05328145 | 0.05328173 | | (23.50) |
| WORKING INTEREST | Aug 21 | 1.2900 | (2,110.46) | 5.57 | (11,745.49) | 0.05328145 | 0.05328173 | (112.48) | (625.82) |
| AD VALOREM TAX | Aug 21 | | | | 159.19 | 0.05328145 | 0.05328173 | | 9.72 |
| CONSERVATION TAX | Aug 21 | | | | 19.53 | 0.05328145 | 0.05328173 | | 1.21 |
| EMERGENCY SCHOOL TAX | Aug 21 | | | | 411.09 | 0.05328145 | 0.05328173 | | 25.07 |
| SEVERANCE TAX | Aug 21 | | | | 385.40 | 0.05328145 | 0.05328173 | | 23.50 |
| WORKING INTEREST | Sep 21 | 1.2900 | 2,950.65 | 6.62 | 19,518.76 | 0.05328145 | 0.05328259 | 157.25 | 1,040.01 |
| AD VALOREM TAX | Sep 21 | | | | (234.20) | 0.05328145 | 0.05328259 | | (14.29) |
| CONSERVATION TAX | Sep 21 | | | | (32.45) | 0.05328145 | 0.05328259 | | (1.99) |
| EMERGENCY SCHOOL TAX | Sep 21 | | | | (683.16) | 0.05328145 | 0.05328259 | | (41.63) |
| SEVERANCE TAX | Sep 21 | | | | (640.46) | 0.05328145 | 0.05328259 | | (39.04) |
| Total GAS | | | | | | | | 157.25 | 991.27 |
| OIL | | | | | | | | | |
| WORKING INTEREST | Sep 21 | 1.0000 | 0.00 | | (31.87) | 0.05328145 | 0.06871666 | 0.00 | (2.19) |
| <i>Disposition Code: Marketing Fee</i> | | | | | | | | | |
| AD VALOREM TAX | Sep 21 | | | | 0.00 | 0.05328145 | 0.06871666 | | 0.00 |
| WORKING INTEREST | Sep 21 | 1.0000 | 2,124.72 | 70.21 | 149,180.63 | 0.05328145 | 0.05328131 | 113.24 | 7,948.54 |
| AD VALOREM TAX | Sep 21 | | | | (1,790.00) | 0.05328145 | 0.05328131 | | (109.02) |
| CONSERVATION TAX | Sep 21 | | | | (248.01) | 0.05328145 | 0.05328131 | | (15.12) |
| EMERGENCY SCHOOL TAX | Sep 21 | | | | (4,111.79) | 0.05328145 | 0.05328131 | | (250.41) |
| SEVERANCE TAX | Sep 21 | | | | (4,894.99) | 0.05328145 | 0.05328131 | | (298.09) |
| Total OIL | | | | | | | | 113.24 | 7,273.71 |
| Total Property | | | | | | | | | 8,264.98 |

Property: 62774000

IBEX 10 B3MD FED COM 1H NM 025

GAS

WORKING INTEREST

Disposition Code: Marketing Fee

Aug 21 1.0000 0.00 45.23 0.04291353 0.05483066 0.00 2.48

Represented Unit of Measure: Gas = MCFs, Plant Products = GALs, Oil = BBLs

Generated on Wednesday, November 10, 2021 2:54 PM

© 2021 Enverus. All rights reserved. Unauthorized use prohibited.

Page 4 of 16

www.energylink.com

147

148

Check Number 1205035

Owner 035904 SIANA OIL & GAS CO, LLC

Operator MEWBOURNE OIL COMPANY

| Type | Production Date | Property Values | | | | Owner Share | | | |
|--|-----------------|-----------------|----------|-------|------------|----------------|-----------------------|---------|----------|
| | | BTU | Volume | Price | Value | Owner Interest | Distribution Interest | Volume | Value |
| AD VALOREM TAX | Aug 21 | | | | 0.00 | 0.04291353 | 0.05483086 | | 0.00 |
| WORKING INTEREST | Aug 21 | 1.0000 | 0.00 | | (45.23) | 0.04291353 | 0.05483086 | 0.00 | (2.48) |
| <i>Disposition Code: Marketing Fee</i> | | | | | | | | | |
| AD VALOREM TAX | Aug 21 | | | | 0.00 | 0.04291353 | 0.05483086 | | 0.00 |
| WORKING INTEREST | Aug 21 | 1.0000 | 0.00 | | 45.23 | 0.00063359 | 0.00088437 | 0.00 | 0.04 |
| <i>Disposition Code: Marketing Fee</i> | | | | | | | | | |
| AD VALOREM TAX | Aug 21 | | | | 0.00 | 0.00063359 | 0.00088437 | | 0.00 |
| WORKING INTEREST | Aug 21 | 1.0000 | 0.00 | | (45.23) | 0.00063359 | 0.00088437 | 0.00 | (0.04) |
| <i>Disposition Code: Marketing Fee</i> | | | | | | | | | |
| AD VALOREM TAX | Aug 21 | | | | 0.00 | 0.00063359 | 0.00088437 | | 0.00 |
| WORKING INTEREST | Sep 21 | 1.0000 | 0.00 | | (50.70) | 0.04291353 | 0.05463511 | 0.00 | (2.77) |
| <i>Disposition Code: Marketing Fee</i> | | | | | | | | | |
| AD VALOREM TAX | Sep 21 | | | | 0.00 | 0.04291353 | 0.05463511 | | 0.00 |
| WORKING INTEREST | Sep 21 | 1.0000 | 0.00 | | (50.70) | 0.00063359 | 0.00078895 | 0.00 | (0.04) |
| <i>Disposition Code: Marketing Fee</i> | | | | | | | | | |
| AD VALOREM TAX | Sep 21 | | | | 0.00 | 0.00063359 | 0.00078895 | | 0.00 |
| WORKING INTEREST | Dec 19 | 1.0000 | 0.00 | | (698.72) | 0.05190886 | 0.05190821 | 0.00 | (36.27) |
| PRODUCTION TAX | Dec 19 | | | | 67.07 | 0.05190886 | 0.05190921 | | 3.48 |
| WORKING INTEREST | Dec 19 | 1.0000 | 0.00 | | (698.72) | 0.00084478 | 0.00084440 | 0.00 | (0.59) |
| PRODUCTION TAX | Dec 19 | | | | 67.07 | 0.00084478 | 0.00084440 | | 0.06 |
| WORKING INTEREST | Sep 21 | 1.0000 | 0.00 | | (698.88) | 0.05190886 | 0.05191163 | 0.00 | (36.28) |
| PRODUCTION TAX | Sep 21 | | | | 65.07 | 0.05190886 | 0.05191163 | | 3.38 |
| WORKING INTEREST | Sep 21 | 1.0000 | 0.00 | | (698.88) | 0.00084478 | 0.00084421 | 0.00 | (0.59) |
| PRODUCTION TAX | Sep 21 | | | | 65.07 | 0.00084478 | 0.00084421 | | 0.05 |
| WORKING INTEREST | Sep 21 | 1.3100 | 711.30 | 6.65 | 4,732.59 | 0.04291353 | 0.04291942 | 30.54 | 203.12 |
| AD VALOREM TAX | Sep 21 | | | | (56.79) | 0.04291353 | 0.04291942 | | (2.80) |
| CONSERVATION TAX | Sep 21 | | | | (7.87) | 0.04291353 | 0.04291942 | | (0.40) |
| EMERGENCY SCHOOL TAX | Sep 21 | | | | (165.64) | 0.04291353 | 0.04291942 | | (8.15) |
| SEVERANCE TAX | Sep 21 | | | | (155.29) | 0.04291353 | 0.04291942 | | (7.64) |
| WORKING INTEREST | Sep 21 | 1.3100 | 711.30 | 6.65 | 4,732.59 | 0.00063359 | 0.00063390 | 0.45 | 3.00 |
| AD VALOREM TAX | Sep 21 | | | | (56.79) | 0.00063359 | 0.00063390 | | (0.04) |
| CONSERVATION TAX | Sep 21 | | | | (7.87) | 0.00063359 | 0.00063390 | | (0.01) |
| EMERGENCY SCHOOL TAX | Sep 21 | | | | (165.64) | 0.00063359 | 0.00063390 | | (0.12) |
| SEVERANCE TAX | Sep 21 | | | | (155.29) | 0.00063359 | 0.00063390 | | (0.11) |
| WORKING INTEREST | Aug 21 | 1.3200 | 872.78 | 5.48 | 4,780.22 | 0.04291353 | 0.04292062 | 37.48 | 205.17 |
| AD VALOREM TAX | Aug 21 | | | | (64.79) | 0.04291353 | 0.04292062 | | (3.19) |
| CONSERVATION TAX | Aug 21 | | | | (7.95) | 0.04291353 | 0.04292062 | | (0.40) |
| EMERGENCY SCHOOL TAX | Aug 21 | | | | (167.31) | 0.04291353 | 0.04292062 | | (8.23) |
| SEVERANCE TAX | Aug 21 | | | | (156.85) | 0.04291353 | 0.04292062 | | (7.72) |
| WORKING INTEREST | Aug 21 | 1.3200 | (872.78) | 2.70 | (2,359.95) | 0.04291353 | 0.04292464 | (37.48) | (101.30) |
| AD VALOREM TAX | Aug 21 | | | | 31.98 | 0.04291353 | 0.04292464 | | 1.59 |
| CONSERVATION TAX | Aug 21 | | | | 3.92 | 0.04291353 | 0.04292464 | | 0.20 |
| EMERGENCY SCHOOL TAX | Aug 21 | | | | 82.60 | 0.04291353 | 0.04292464 | | 4.07 |
| SEVERANCE TAX | Aug 21 | | | | 77.44 | 0.04291353 | 0.04292464 | | 3.82 |
| WORKING INTEREST | Aug 21 | 1.3200 | 872.78 | 5.48 | 4,780.22 | 0.00063359 | 0.00063386 | 0.55 | 3.03 |

Represented Unit of Measure: Gas = MCFs, Plant Products = GALs, Oil = BBLs

www.energylink.com

Generated on Wednesday, November 10, 2021 2:54 PM

Page 5 of 16

© 2021 Enverus. All rights reserved. Unauthorized use prohibited.

148

149

Check Number 1205035

Owner 035904 SIANA OIL & GAS CO, LLC

Operator MEWBOURNE OIL COMPANY

| Type | Production Date | Property Values | | | | Owner Share | | | |
|---------------------------------|-----------------|-----------------|------------|-------|-------------|----------------|-----------------------|----------|------------|
| | | BTU | Volume | Price | Value | Owner Interest | Distribution Interest | Volume | Value |
| AD VALOREM TAX | Aug 21 | | | | (64.79) | 0.00063359 | 0.00063386 | | (0.05) |
| CONSERVATION TAX | Aug 21 | | | | (7.95) | 0.00063359 | 0.00063386 | | (0.01) |
| EMERGENCY SCHOOL TAX | Aug 21 | | | | (167.31) | 0.00063359 | 0.00063386 | | (0.12) |
| SEVERANCE TAX | Aug 21 | | | | (156.85) | 0.00063359 | 0.00063386 | | (0.11) |
| WORKING INTEREST | Aug 21 | 1.3200 | (872.78) | 2.70 | (2,359.95) | 0.00063359 | 0.00063561 | (0.55) | (1.50) |
| AD VALOREM TAX | Aug 21 | | | | 31.98 | 0.00063359 | 0.00063561 | | 0.02 |
| CONSERVATION TAX | Aug 21 | | | | 3.92 | 0.00063359 | 0.00063561 | | 0.00 |
| EMERGENCY SCHOOL TAX | Aug 21 | | | | 82.60 | 0.00063359 | 0.00063561 | | 0.06 |
| SEVERANCE TAX | Aug 21 | | | | 77.44 | 0.00063359 | 0.00063561 | | 0.06 |
| WORKING INTEREST | Aug 21 | 1.2900 | 5,140.79 | 5.57 | 28,610.40 | 0.04291353 | 0.04291377 | 220.63 | 1,227.78 |
| AD VALOREM TAX | Aug 21 | | | | (387.75) | 0.04291353 | 0.04291377 | | (19.05) |
| CONSERVATION TAX | Aug 21 | | | | (47.56) | 0.04291353 | 0.04291377 | | (2.35) |
| EMERGENCY SCHOOL TAX | Aug 21 | | | | (1,001.36) | 0.04291353 | 0.04291377 | | (49.14) |
| SEVERANCE TAX | Aug 21 | | | | (938.78) | 0.04291353 | 0.04291377 | | (46.07) |
| WORKING INTEREST | Aug 21 | 1.2800 | (5,140.79) | 5.57 | (28,610.40) | 0.04291353 | 0.04291377 | (220.63) | (1,227.78) |
| AD VALOREM TAX | Aug 21 | | | | 387.75 | 0.04291353 | 0.04291377 | | 19.05 |
| CONSERVATION TAX | Aug 21 | | | | 47.56 | 0.04291353 | 0.04291377 | | 2.35 |
| EMERGENCY SCHOOL TAX | Aug 21 | | | | 1,001.36 | 0.04291353 | 0.04291377 | | 49.14 |
| SEVERANCE TAX | Aug 21 | | | | 938.78 | 0.04291353 | 0.04291377 | | 46.07 |
| WORKING INTEREST | Aug 21 | 1.2800 | 5,140.79 | 5.57 | 28,610.40 | 0.00063359 | 0.00063369 | 3.26 | 18.13 |
| AD VALOREM TAX | Aug 21 | | | | (387.75) | 0.00063359 | 0.00063369 | | (0.28) |
| CONSERVATION TAX | Aug 21 | | | | (47.56) | 0.00063359 | 0.00063369 | | (0.03) |
| EMERGENCY SCHOOL TAX | Aug 21 | | | | (1,001.36) | 0.00063359 | 0.00063369 | | (0.73) |
| SEVERANCE TAX | Aug 21 | | | | (938.78) | 0.00063359 | 0.00063369 | | (0.68) |
| WORKING INTEREST | Aug 21 | 1.2800 | (5,140.79) | 5.57 | (28,610.40) | 0.00063359 | 0.00063369 | (3.26) | (18.13) |
| AD VALOREM TAX | Aug 21 | | | | 387.75 | 0.00063359 | 0.00063369 | | 0.28 |
| CONSERVATION TAX | Aug 21 | | | | 47.56 | 0.00063359 | 0.00063369 | | 0.03 |
| EMERGENCY SCHOOL TAX | Aug 21 | | | | 1,001.36 | 0.00063359 | 0.00063369 | | 0.73 |
| SEVERANCE TAX | Aug 21 | | | | 938.78 | 0.00063359 | 0.00063369 | | 0.68 |
| WORKING INTEREST | Sep 21 | 1.2900 | 6,034.33 | 6.62 | 39,917.53 | 0.04291353 | 0.04291373 | 258.98 | 1,713.01 |
| AD VALOREM TAX | Sep 21 | | | | (478.97) | 0.04291353 | 0.04291373 | | (23.52) |
| CONSERVATION TAX | Sep 21 | | | | (66.36) | 0.04291353 | 0.04291373 | | (3.27) |
| EMERGENCY SCHOOL TAX | Sep 21 | | | | (1,397.11) | 0.04291353 | 0.04291373 | | (68.55) |
| SEVERANCE TAX | Sep 21 | | | | (1,309.79) | 0.04291353 | 0.04291373 | | (64.25) |
| WORKING INTEREST | Sep 21 | 1.2900 | 6,034.33 | 6.62 | 39,917.53 | 0.00063359 | 0.00063356 | 3.82 | 25.29 |
| AD VALOREM TAX | Sep 21 | | | | (478.97) | 0.00063359 | 0.00063356 | | (0.35) |
| CONSERVATION TAX | Sep 21 | | | | (66.36) | 0.00063359 | 0.00063356 | | (0.05) |
| EMERGENCY SCHOOL TAX | Sep 21 | | | | (1,397.11) | 0.00063359 | 0.00063356 | | (1.01) |
| SEVERANCE TAX | Sep 21 | | | | (1,309.79) | 0.00063359 | 0.00063356 | | (0.95) |
| Total GAS | | | | | | | | 293.79 | 1,789.02 |
| OIL | | | | | | | | | |
| WORKING INTEREST | Sep 21 | 1.0000 | 0.00 | | (70.83) | 0.04291353 | 0.05463787 | 0.00 | (3.87) |
| Disposition Code: Marketing Fee | | | | | | | | | |
| AD VALOREM TAX | Sep 21 | | | | 0.00 | 0.04291353 | 0.05463787 | | 0.00 |

Represented Unit of Measure: Gas = MCFs, Plant Products = GALs, Oil = BBLs

www.energylink.com

Generated on Wednesday, November 10, 2021 2:54 PM

Page 6 of 16

© 2021 Enverus. All rights reserved. Unauthorized use prohibited.

149

150

Check Number 1205035

Owner 035904 SIANA OIL & GAS CO. LLC

Operator MEWBOURNE OIL COMPANY

| Type | Production Date | Property Values | | | | Owner Share | | | |
|--|-----------------|-----------------|----------|-------|-------------|----------------|-----------------------|--------|-----------|
| | | BTU | Volume | Price | Value | Owner Interest | Distribution Interest | Volume | Value |
| WORKING INTEREST | Sep 21 | 1.0000 | 0.00 | | (70.83) | 0.00063359 | 0.00084710 | 0.00 | (0.06) |
| <i>Disposition Code: Marketing Fee</i> | | | | | | | | | |
| AD VALOREM TAX | Sep 21 | | | | 0.00 | 0.00063359 | 0.00084710 | | 0.00 |
| WORKING INTEREST | Sep 21 | 1.0000 | 4,721.67 | 70.21 | 331,517.42 | 0.04291353 | 0.04291355 | 202.64 | 14,226.59 |
| AD VALOREM TAX | Sep 21 | | | | (3,977.84) | 0.04291353 | 0.04291355 | | (195.11) |
| CONSERVATION TAX | Sep 21 | | | | (551.15) | 0.04291353 | 0.04291355 | | (27.05) |
| EMERGENCY SCHOOL TAX | Sep 21 | | | | (9,137.45) | 0.04291353 | 0.04291355 | | (448.17) |
| SEVERANCE TAX | Sep 21 | | | | (10,877.92) | 0.04291353 | 0.04291355 | | (533.51) |
| WORKING INTEREST | Sep 21 | 1.0000 | 4,721.67 | 70.21 | 331,517.42 | 0.00063359 | 0.00063360 | 2.98 | 210.05 |
| AD VALOREM TAX | Sep 21 | | | | (3,977.84) | 0.00063359 | 0.00063360 | | (2.88) |
| CONSERVATION TAX | Sep 21 | | | | (551.15) | 0.00063359 | 0.00063360 | | (0.40) |
| EMERGENCY SCHOOL TAX | Sep 21 | | | | (9,137.45) | 0.00063359 | 0.00063360 | | (6.62) |
| SEVERANCE TAX | Sep 21 | | | | (10,877.92) | 0.00063359 | 0.00063360 | | (7.88) |
| Total OIL | | | | | | | | 205.63 | 13,211.09 |
| Total Property | | | | | | | | | 15,000.11 |

Property: 62775000

IBEX 10 B3NC FED COM 1H NM 025

GAS

| | | | | | | | | | |
|--|--------|--------|-----------|------|------------|------------|------------|--------|----------|
| WORKING INTEREST | Sep 21 | 1.0000 | 0.00 | | (139.45) | 0.04291353 | 0.05442811 | 0.00 | (7.59) |
| <i>Disposition Code: Marketing Fee</i> | | | | | | | | | |
| AD VALOREM TAX | Sep 21 | | | | 0.00 | 0.04291353 | 0.05442811 | | 0.00 |
| WORKING INTEREST | Sep 21 | 1.0000 | 0.00 | | (139.45) | 0.00063359 | 0.00078881 | 0.00 | (0.11) |
| <i>Disposition Code: Marketing Fee</i> | | | | | | | | | |
| AD VALOREM TAX | Sep 21 | | | | 0.00 | 0.00063359 | 0.00078881 | | 0.00 |
| WORKING INTEREST | Dec 19 | 1.0000 | 0.00 | | (762.73) | 0.05190886 | 0.05190565 | 0.00 | (39.59) |
| PRODUCTION TAX | Dec 19 | | | | 73.22 | 0.05190886 | 0.05190565 | | 3.80 |
| WORKING INTEREST | Dec 19 | 1.0000 | 0.00 | | (762.73) | 0.00084478 | 0.00083909 | 0.00 | (0.64) |
| PRODUCTION TAX | Dec 19 | | | | 73.22 | 0.00084478 | 0.00083909 | | 0.06 |
| WORKING INTEREST | Sep 21 | 1.0000 | 0.00 | | (1,821.65) | 0.05190886 | 0.05190896 | 0.00 | (94.56) |
| PRODUCTION TAX | Sep 21 | | | | 169.62 | 0.05190886 | 0.05190896 | | 8.80 |
| WORKING INTEREST | Sep 21 | 1.0000 | 0.00 | | (1,821.65) | 0.00084478 | 0.00084539 | 0.00 | (1.54) |
| PRODUCTION TAX | Sep 21 | | | | 169.62 | 0.00084478 | 0.00084539 | | 0.14 |
| WORKING INTEREST | Sep 21 | 1.2900 | 18,593.26 | 6.62 | 122,995.76 | 0.04291353 | 0.04291359 | 797.93 | 5,278.19 |
| AD VALOREM TAX | Sep 21 | | | | (1,475.81) | 0.04291353 | 0.04291359 | | (72.40) |
| CONSERVATION TAX | Sep 21 | | | | (204.48) | 0.04291353 | 0.04291359 | | (10.05) |
| EMERGENCY SCHOOL TAX | Sep 21 | | | | (4,304.85) | 0.04291353 | 0.04291359 | | (211.15) |
| SEVERANCE TAX | Sep 21 | | | | (4,035.80) | 0.04291353 | 0.04291359 | | (197.94) |
| WORKING INTEREST | Sep 21 | 1.2900 | 18,593.26 | 6.62 | 122,995.76 | 0.00063359 | 0.00063360 | 11.78 | 77.93 |
| AD VALOREM TAX | Sep 21 | | | | (1,475.81) | 0.00063359 | 0.00063360 | | (1.07) |
| CONSERVATION TAX | Sep 21 | | | | (204.48) | 0.00063359 | 0.00063360 | | (0.15) |
| EMERGENCY SCHOOL TAX | Sep 21 | | | | (4,304.85) | 0.00063359 | 0.00063360 | | (3.12) |
| SEVERANCE TAX | Sep 21 | | | | (4,035.80) | 0.00063359 | 0.00063360 | | (2.92) |
| Total GAS | | | | | | | | 809.71 | 4,726.09 |

OIL

Represented Unit of Measure: Gas = MCFs, Plant Products = GALs, Oil = BBLs

www.energylink.com

Generated on Wednesday, November 10, 2021 2:54 PM

Page 7 of 16

© 2021 Enverus. All rights reserved. Unauthorized use prohibited.

150

151

Check Number 1205035

Owner 035904 SIANA OIL & GAS CO, LLC

Operator MEWBOURNE OIL COMPANY

| Type | Production Date | Property Values | | | | Owner Share | | | |
|--|-----------------|-----------------|--------|-------|------------|----------------|-----------------------|--------|-----------|
| | | BTU | Volume | Price | Value | Owner Interest | Distribution Interest | Volume | Value |
| WORKING INTEREST <i>Disposition Code: Marketing Fee</i> | Sep 21 | | 0.00 | | (46.55) | 0.04291353 | 0.05435016 | 0.00 | (2.53) |
| AD VALOREM TAX | Sep 21 | | | | 0.00 | 0.04291353 | 0.05435016 | | 0.00 |
| WORKING INTEREST <i>Disposition Code: Marketing Fee</i> | Sep 21 | | 0.00 | | (46.55) | 0.00063359 | 0.00085929 | 0.00 | (0.04) |
| AD VALOREM TAX | Sep 21 | | | | 0.00 | 0.00063359 | 0.00085929 | | 0.00 |
| WORKING INTEREST | Sep 21 | 3,103.02 | | 70.21 | 217,868.93 | 0.04291353 | 0.04291360 | 133.19 | 9,349.54 |
| AD VALOREM TAX | Sep 21 | | | | (2,614.16) | 0.04291353 | 0.04291360 | | (128.23) |
| CONSERVATION TAX | Sep 21 | | | | (362.21) | 0.04291353 | 0.04291360 | | (17.78) |
| EMERGENCY SCHOOL TAX | Sep 21 | | | | (6,005.01) | 0.04291353 | 0.04291360 | | (294.53) |
| SEVERANCE TAX | Sep 21 | | | | (7,148.82) | 0.04291353 | 0.04291360 | | (350.52) |
| WORKING INTEREST | Sep 21 | 3,103.02 | | 70.21 | 217,868.93 | 0.00063359 | 0.00063359 | 1.97 | 138.04 |
| AD VALOREM TAX | Sep 21 | | | | (2,614.16) | 0.00063359 | 0.00063359 | | (1.89) |
| CONSERVATION TAX | Sep 21 | | | | (362.21) | 0.00063359 | 0.00063359 | | (0.26) |
| EMERGENCY SCHOOL TAX | Sep 21 | | | | (6,005.01) | 0.00063359 | 0.00063359 | | (4.35) |
| SEVERANCE TAX | Sep 21 | | | | (7,148.82) | 0.00063359 | 0.00063359 | | (5.18) |
| Total OIL | | | | | | | | 135.16 | 8,682.17 |
| Total Property | | | | | | | | | 13,408.26 |

Property: 62776000

IBEX 10 B3OB FED COM 1H NM 025

GAS

| | | | | | | | | | |
|--|--------|--------|------|--|----------|------------|------------|------|---------|
| WORKING INTEREST <i>Disposition Code: Marketing Fee</i> | Aug 21 | 1.0000 | 0.00 | | 4.79 | 0.02576796 | 0.03340292 | 0.00 | 0.16 |
| AD VALOREM TAX | Aug 21 | | | | 0.00 | 0.02576796 | 0.03340292 | | 0.00 |
| WORKING INTEREST <i>Disposition Code: Marketing Fee</i> | Aug 21 | 1.0000 | 0.00 | | (4.79) | 0.02576796 | 0.03340292 | 0.00 | (0.16) |
| AD VALOREM TAX | Aug 21 | | | | 0.00 | 0.02576796 | 0.03340292 | | 0.00 |
| WORKING INTEREST <i>Disposition Code: Marketing Fee</i> | Aug 21 | 1.0000 | 0.00 | | 4.79 | 0.00086814 | 0.00208768 | 0.00 | 0.01 |
| AD VALOREM TAX | Aug 21 | | | | 0.00 | 0.00086814 | 0.00208768 | | 0.00 |
| WORKING INTEREST <i>Disposition Code: Marketing Fee</i> | Aug 21 | 1.0000 | 0.00 | | (4.79) | 0.00086814 | 0.00208768 | 0.00 | (0.01) |
| AD VALOREM TAX | Aug 21 | | | | 0.00 | 0.00086814 | 0.00208768 | | 0.00 |
| WORKING INTEREST <i>Disposition Code: Marketing Fee</i> | Sep 21 | 1.0000 | 0.00 | | (4.33) | 0.02576796 | 0.03464203 | 0.00 | (0.15) |
| AD VALOREM TAX | Sep 21 | | | | 0.00 | 0.02576796 | 0.03464203 | | 0.00 |
| WORKING INTEREST | Dec 19 | 1.0000 | 0.00 | | (564.45) | 0.03109320 | 0.03109221 | 0.00 | (17.55) |
| PRODUCTION TAX | Dec 19 | | | | 54.18 | 0.03109320 | 0.03109221 | | 1.68 |
| WORKING INTEREST | Dec 19 | 1.0000 | 0.00 | | (564.45) | 0.00115751 | 0.00115156 | 0.00 | (0.65) |
| PRODUCTION TAX | Dec 19 | | | | 54.18 | 0.00115751 | 0.00115156 | | 0.06 |
| WORKING INTEREST | Sep 21 | 1.0000 | 0.00 | | (56.62) | 0.03109320 | 0.03108442 | 0.00 | (1.78) |
| PRODUCTION TAX | Sep 21 | | | | 5.27 | 0.03109320 | 0.03108442 | | 0.16 |
| WORKING INTEREST | Sep 21 | 1.0000 | 0.00 | | (56.62) | 0.00115751 | 0.00123631 | 0.00 | (0.07) |
| PRODUCTION TAX | Sep 21 | | | | 5.27 | 0.00115751 | 0.00123631 | | 0.01 |

Represented Unit of Measure: Gas = MCFs, Plant Products = GALS, Oil = BBLs

www.enerqylink.com

Generated on Wednesday, November 10, 2021 2:54 PM

Page 8 of 16

© 2021 Enverus. All rights reserved. Unauthorized use prohibited.

151

152

Check Number 1205035

Owner 035904 SIANA OIL & GAS CO, LLC

Operator MEWBOURNE OIL COMPANY

| Type | Production Date | Property Values | | | | Owner Share | | | |
|----------------------|-----------------|-----------------|----------|-------|------------|----------------|-----------------------|---------|---------|
| | | BTU | Volume | Price | Value | Owner Interest | Distribution Interest | Volume | Value |
| WORKING INTEREST | Sep 21 | 1.2900 | 577.84 | 6.62 | 3,822.45 | 0.02576796 | 0.02577666 | 14.91 | 98.53 |
| AD VALOREM TAX | Sep 21 | | | | (45.87) | 0.02576796 | 0.02577666 | | (1.36) |
| CONSERVATION TAX | Sep 21 | | | | (6.35) | 0.02576796 | 0.02577666 | | (0.19) |
| EMERGENCY SCHOOL TAX | Sep 21 | | | | (133.79) | 0.02576796 | 0.02577666 | | (3.95) |
| PRODUCTION TAX | Sep 21 | | | | 0.00 | 0.02576796 | 0.02577666 | | 0.00 |
| SEVERANCE TAX | Sep 21 | | | | (125.42) | 0.02576796 | 0.02577666 | | (3.71) |
| WORKING INTEREST | Sep 21 | 1.2900 | 577.84 | 6.62 | 3,822.45 | 0.00086814 | 0.00086855 | 0.50 | 3.32 |
| AD VALOREM TAX | Sep 21 | | | | (45.87) | 0.00086814 | 0.00086855 | | (0.05) |
| CONSERVATION TAX | Sep 21 | | | | (6.35) | 0.00086814 | 0.00086855 | | (0.01) |
| EMERGENCY SCHOOL TAX | Sep 21 | | | | (133.79) | 0.00086814 | 0.00086855 | | (0.13) |
| PRODUCTION TAX | Sep 21 | | | | 0.00 | 0.00086814 | 0.00086855 | | 0.00 |
| SEVERANCE TAX | Sep 21 | | | | (125.42) | 0.00086814 | 0.00086855 | | (0.12) |
| WORKING INTEREST | Aug 21 | 1.2900 | 826.55 | 5.48 | 3,431.62 | 0.02576796 | 0.02577791 | 16.17 | 88.46 |
| AD VALOREM TAX | Aug 21 | | | | (46.51) | 0.02576796 | 0.02577791 | | (1.37) |
| CONSERVATION TAX | Aug 21 | | | | (5.71) | 0.02576796 | 0.02577791 | | (0.17) |
| EMERGENCY SCHOOL TAX | Aug 21 | | | | (120.11) | 0.02576796 | 0.02577791 | | (3.55) |
| PRODUCTION TAX | Aug 21 | | | | 0.00 | 0.02576796 | 0.02577791 | | 0.00 |
| SEVERANCE TAX | Aug 21 | | | | (112.60) | 0.02576796 | 0.02577791 | | (3.33) |
| WORKING INTEREST | Aug 21 | 1.2900 | (626.55) | 2.70 | (1,694.16) | 0.02576796 | 0.02578269 | (16.17) | (43.68) |
| AD VALOREM TAX | Aug 21 | | | | 22.96 | 0.02576796 | 0.02578269 | | 0.68 |
| CONSERVATION TAX | Aug 21 | | | | 2.82 | 0.02576796 | 0.02578269 | | 0.09 |
| EMERGENCY SCHOOL TAX | Aug 21 | | | | 59.30 | 0.02576796 | 0.02578269 | | 1.75 |
| PRODUCTION TAX | Aug 21 | | | | 0.00 | 0.02576796 | 0.02578269 | | 0.00 |
| SEVERANCE TAX | Aug 21 | | | | 55.59 | 0.02576796 | 0.02578269 | | 1.64 |
| WORKING INTEREST | Aug 21 | 1.2900 | (626.55) | 2.70 | (1,694.16) | 0.00086814 | 0.00086769 | (0.54) | (1.47) |
| AD VALOREM TAX | Aug 21 | | | | 22.96 | 0.00086814 | 0.00086769 | | 0.02 |
| CONSERVATION TAX | Aug 21 | | | | 2.82 | 0.00086814 | 0.00086769 | | 0.00 |
| EMERGENCY SCHOOL TAX | Aug 21 | | | | 59.30 | 0.00086814 | 0.00086769 | | 0.06 |
| PRODUCTION TAX | Aug 21 | | | | 0.00 | 0.00086814 | 0.00086769 | | 0.00 |
| SEVERANCE TAX | Aug 21 | | | | 55.59 | 0.00086814 | 0.00086769 | | 0.06 |
| WORKING INTEREST | Aug 21 | 1.2900 | 626.55 | 5.48 | 3,431.62 | 0.00086814 | 0.00086839 | 0.54 | 2.98 |
| AD VALOREM TAX | Aug 21 | | | | (46.51) | 0.00086814 | 0.00086839 | | (0.05) |
| CONSERVATION TAX | Aug 21 | | | | (5.71) | 0.00086814 | 0.00086839 | | (0.01) |
| EMERGENCY SCHOOL TAX | Aug 21 | | | | (120.11) | 0.00086814 | 0.00086839 | | (0.12) |
| PRODUCTION TAX | Aug 21 | | | | 0.00 | 0.00086814 | 0.00086839 | | 0.00 |
| SEVERANCE TAX | Aug 21 | | | | (112.60) | 0.00086814 | 0.00086839 | | (0.11) |
| Total GAS | | | | | | | | 15.41 | 115.84 |
| OIL | | | | | | | | | |
| WORKING INTEREST | Sep 21 | 1.0000 | 0.00 | | (42.84) | 0.02576796 | 0.03338002 | 0.00 | (1.43) |
| AD VALOREM TAX | Sep 21 | | | | 0.00 | 0.02576796 | 0.03338002 | | 0.00 |
| WORKING INTEREST | Sep 21 | 1.0000 | 0.00 | | (42.84) | 0.00086814 | 0.00116713 | 0.00 | (0.05) |
| AD VALOREM TAX | Sep 21 | | | | 0.00 | 0.00086814 | 0.00116713 | | 0.00 |

Represented Unit of Measure: Gas = MCFs, Plant Products = GALs, Oil = BBLs

Generated on Wednesday, November 10, 2021 2:54 PM

© 2021 Enverus. All rights reserved. Unauthorized use prohibited.

www.enervylink.com

Page 9 of 16

152

153

Check Number 1205035

Owner 035904 SIANA OIL & GAS CO, LLC

Operator MEWBOURNE OIL COMPANY

| Type | Production Date | Property Values | | | | Owner Share | | | |
|----------------------|-----------------|-----------------|----------|-------|------------|----------------|-----------------------|--------|----------|
| | | BTU | Volume | Price | Value | Owner Interest | Distribution Interest | Volume | Value |
| WORKING INTEREST | Sep 21 | 1.0000 | 2,856.23 | 70.21 | 200,541.34 | 0.02576796 | 0.02576800 | 73.63 | 5,167.55 |
| AD VALOREM TAX | Sep 21 | | | | (2,406.27) | 0.02576796 | 0.02576800 | | (70.90) |
| CONSERVATION TAX | Sep 21 | | | | (333.40) | 0.02576796 | 0.02576800 | | (9.83) |
| EMERGENCY SCHOOL TAX | Sep 21 | | | | (5,527.42) | 0.02576796 | 0.02576800 | | (162.80) |
| PRODUCTION TAX | Sep 21 | | | | 0.00 | 0.02576796 | 0.02576800 | | 0.00 |
| SEVERANCE TAX | Sep 21 | | | | (6,580.26) | 0.02576796 | 0.02576800 | | (193.81) |
| WORKING INTEREST | Sep 21 | 1.0000 | 2,856.23 | 70.21 | 200,541.34 | 0.00086814 | 0.00086815 | 2.48 | 174.10 |
| AD VALOREM TAX | Sep 21 | | | | (2,406.27) | 0.00086814 | 0.00086815 | | (2.38) |
| CONSERVATION TAX | Sep 21 | | | | (333.40) | 0.00086814 | 0.00086815 | | (0.33) |
| EMERGENCY SCHOOL TAX | Sep 21 | | | | (5,527.42) | 0.00086814 | 0.00086815 | | (5.48) |
| PRODUCTION TAX | Sep 21 | | | | 0.00 | 0.00086814 | 0.00086815 | | 0.00 |
| SEVERANCE TAX | Sep 21 | | | | (6,580.26) | 0.00086814 | 0.00086815 | | (6.53) |
| Total OIL | | | | | | | | 76.11 | 4,888.10 |
| Total Property | | | | | | | | | 5,004.04 |

Property: 62906000

GAZELLE 22 B2MD FED COM 2H NM 025

GAS

| | | | | | | | | | |
|------------------|--------|--------|------|--|----------|------------|------------|------|---------|
| WORKING INTEREST | Dec 19 | 1.0000 | 0.00 | | (174.35) | 0.19549819 | 0.19546888 | 0.00 | (34.08) |
| PRODUCTION TAX | Dec 19 | | | | 16.74 | 0.19549819 | 0.19546888 | | 3.27 |
| WORKING INTEREST | Dec 19 | 1.0000 | 0.00 | | (174.35) | 0.00149375 | 0.00149100 | 0.00 | (0.26) |
| PRODUCTION TAX | Dec 19 | | | | 16.74 | 0.00149375 | 0.00149100 | | 0.02 |
| Total GAS | | | | | | | | 0.00 | (31.05) |

OIL

| | | | | | | | | | |
|--|--------|--|----------|-------|------------|------------|------------|--------|-----------|
| WORKING INTEREST | Sep 21 | | 0.00 | | (20.01) | 0.15501887 | 0.19990005 | 0.00 | (4.00) |
| <i>Disposition Code: Marketing Fee</i> | | | | | | | | | |
| AD VALOREM TAX | Sep 21 | | | | 0.00 | 0.15501887 | 0.19990005 | | 0.00 |
| WORKING INTEREST | Sep 21 | | 0.00 | | (20.01) | 0.00121401 | 0.00149925 | 0.00 | (0.03) |
| <i>Disposition Code: Marketing Fee</i> | | | | | | | | | |
| AD VALOREM TAX | Sep 21 | | | | 0.00 | 0.00121401 | 0.00149925 | | 0.00 |
| WORKING INTEREST | Sep 21 | | 1,333.92 | 70.21 | 93,657.12 | 0.15501887 | 0.15501875 | 206.81 | 14,518.61 |
| AD VALOREM TAX | Sep 21 | | | | (1,123.78) | 0.15501887 | 0.15501875 | | (199.12) |
| CONSERVATION TAX | Sep 21 | | | | (155.70) | 0.15501887 | 0.15501875 | | (27.61) |
| EMERGENCY SCHOOL TAX | Sep 21 | | | | (2,581.42) | 0.15501887 | 0.15501875 | | (457.36) |
| SEVERANCE TAX | Sep 21 | | | | (3,073.12) | 0.15501887 | 0.15501875 | | (544.46) |
| WORKING INTEREST | Sep 21 | | 1,333.92 | 70.21 | 93,657.12 | 0.00121401 | 0.00121400 | 1.62 | 113.70 |
| AD VALOREM TAX | Sep 21 | | | | (1,123.78) | 0.00121401 | 0.00121400 | | (1.56) |
| CONSERVATION TAX | Sep 21 | | | | (155.70) | 0.00121401 | 0.00121400 | | (0.22) |
| EMERGENCY SCHOOL TAX | Sep 21 | | | | (2,581.42) | 0.00121401 | 0.00121400 | | (3.58) |
| SEVERANCE TAX | Sep 21 | | | | (3,073.12) | 0.00121401 | 0.00121400 | | (4.26) |
| Total OIL | | | | | | | | 205.43 | 13,390.11 |
| Total Property | | | | | | | | | 13,359.06 |

Property: 62907000

GAZELLE 22 B2NC FED COM 2H NM 025

Represented Unit of Measure: Gas = MCFs, Plant Products = GALs, Oil = BBLs

www.energylink.com

Generated on Wednesday, November 10, 2021 2:54 PM

Page 10 of 16

© 2021 Enverus. All rights reserved. Unauthorized use prohibited.

153

154

| Check Number | 1205035 | Owner | 035904 SIANA OIL & GAS CO, LLC | | | | | | | | Operator | MEWBOURNE OIL COMPANY | |
|----------------------|-----------------|---------------------------------------|--------------------------------|-------|-------------|----------------|-----------------------|--------|----------|--|----------|-----------------------|--|
| | | | Property Values | | | | Owner Share | | | | | | |
| Type | Production Date | BTU | Volume | Price | Value | Owner Interest | Distribution Interest | Volume | Value | | | | |
| GAS WELL GAS | | | | | | | | | | | | | |
| OVERRIDING ROYALTY | Sep 21 | 1.2300 | 10,646.97 | 5.99 | 63,768.37 | 0.00802318 | 0.00802310 | 85.42 | 511.82 | | | | |
| AD VALOREM TAX | Sep 21 | | | | (765.15) | 0.00802318 | 0.00802310 | | (7.02) | | | | |
| CONSERVATION TAX | Sep 21 | | | | (106.01) | 0.00802318 | 0.00802310 | | (0.97) | | | | |
| EMERGENCY SCHOOL TAX | Sep 21 | | | | (2,231.89) | 0.00802318 | 0.00802310 | | (20.47) | | | | |
| SEVERANCE TAX | Sep 21 | | | | (2,092.40) | 0.00802318 | 0.00802310 | | (19.19) | | | | |
| OVERRIDING ROYALTY | Sep 21 | 1.2300 | 10,646.97 | 5.99 | 63,768.37 | 0.00009432 | 0.00009456 | 0.97 | 6.03 | | | | |
| AD VALOREM TAX | Sep 21 | | | | (765.15) | 0.00009432 | 0.00009456 | | (0.06) | | | | |
| CONSERVATION TAX | Sep 21 | | | | (106.01) | 0.00009432 | 0.00009456 | | 0.00 | | | | |
| EMERGENCY SCHOOL TAX | Sep 21 | | | | (2,231.89) | 0.00009432 | 0.00009456 | | (0.20) | | | | |
| SEVERANCE TAX | Sep 21 | | | | (2,092.40) | 0.00009432 | 0.00009456 | | (0.19) | | | | |
| Total GAS WELL GAS | | | | | | | | 86.39 | 469.55 | | | | |
| OIL | | | | | | | | | | | | | |
| OVERRIDING ROYALTY | Sep 21 | | 5,046.83 | 70.21 | 354,347.77 | 0.00802318 | 0.00802319 | 40.49 | 2,843.00 | | | | |
| AD VALOREM TAX | Sep 21 | | | | (4,251.77) | 0.00802318 | 0.00802319 | | (38.99) | | | | |
| CONSERVATION TAX | Sep 21 | | | | (589.10) | 0.00802318 | 0.00802319 | | (5.40) | | | | |
| EMERGENCY SCHOOL TAX | Sep 21 | | | | (9,766.71) | 0.00802318 | 0.00802319 | | (89.55) | | | | |
| SEVERANCE TAX | Sep 21 | | | | (11,627.04) | 0.00802318 | 0.00802319 | | (106.61) | | | | |
| OVERRIDING ROYALTY | Sep 21 | | 5,046.83 | 70.21 | 354,347.77 | 0.00009432 | 0.00009434 | 0.50 | 33.43 | | | | |
| AD VALOREM TAX | Sep 21 | | | | (4,251.77) | 0.00009432 | 0.00009434 | | (0.44) | | | | |
| CONSERVATION TAX | Sep 21 | | | | (589.10) | 0.00009432 | 0.00009434 | | (0.02) | | | | |
| EMERGENCY SCHOOL TAX | Sep 21 | | | | (9,766.71) | 0.00009432 | 0.00009434 | | (1.07) | | | | |
| SEVERANCE TAX | Sep 21 | | | | (11,627.04) | 0.00009432 | 0.00009434 | | (1.22) | | | | |
| Total OIL | | | | | | | | 40.99 | 2,633.13 | | | | |
| Total Property | | | | | | | | | 3,102.68 | | | | |
| Property: | 82915000 | CREEDENCE 21/16 W0ED ST COM 2H NM 015 | | | | | | | | | | | |
| GAS | | | | | | | | | | | | | |
| WORKING INTEREST | Sep 21 | 1.0000 | 0.00 | | (247.42) | 0.00477272 | 0.00638590 | 0.00 | (1.58) | | | | |
| AD VALOREM TAX | Sep 21 | | | | 0.00 | 0.00477272 | 0.00638590 | | 0.00 | | | | |
| Total GAS | | | | | | | | 0.00 | (1.58) | | | | |
| GAS WELL GAS | | | | | | | | | | | | | |
| WORKING INTEREST | Sep 21 | 1.3100 | 32,341.12 | 7.52 | 243,223.93 | 0.00477272 | 0.00477272 | 154.36 | 1,160.84 | | | | |
| AD VALOREM TAX | Sep 21 | | | | (2,439.59) | 0.00477272 | 0.00477272 | | (13.10) | | | | |
| CONSERVATION TAX | Sep 21 | | | | (410.78) | 0.00477272 | 0.00477272 | | (2.21) | | | | |
| EMERGENCY SCHOOL TAX | Sep 21 | | | | (6,647.96) | 0.00477272 | 0.00477272 | | (46.44) | | | | |
| SEVERANCE TAX | Sep 21 | | | | (8,107.46) | 0.00477272 | 0.00477272 | | (43.54) | | | | |
| Total GAS WELL GAS | | | | | | | | 154.36 | 1,055.55 | | | | |
| OIL | | | | | | | | | | | | | |
| WORKING INTEREST | Sep 21 | | 0.00 | | (198.74) | 0.00477272 | 0.00639026 | 0.00 | (1.27) | | | | |
| AD VALOREM TAX | Sep 21 | | | | 0.00 | 0.00477272 | 0.00639026 | | 0.00 | | | | |
| WORKING INTEREST | Sep 21 | | 13,249.48 | 70.06 | 928,323.49 | 0.00477272 | 0.00477272 | 63.24 | 4,430.63 | | | | |

Represented Unit of Measure: Gas = MCFs, Plant Products = GALs, Oil = BBLs

www.energylink.com

Generated on Wednesday, November 10, 2021 2:54 PM

Page 11 of 16

© 2021 Enverus. All rights reserved. Unauthorized use prohibited.

154

155

Check Number 1205035

Owner 035904 SIANA OIL & GAS CO, LLC

Operator MEWBOURNE OIL COMPANY

| Type | Production Date | Property Values | | | | Owner Share | | | |
|----------------------|-----------------|-----------------|--------|-------|-------------|----------------|-----------------------|--------|----------|
| | | BTU | Volume | Price | Value | Owner Interest | Distribution Interest | Volume | Value |
| AD VALOREM TAX | Sep 21 | | | | (9,311.29) | 0.00477272 | 0.00477272 | | (50.00) |
| CONSERVATION TAX | Sep 21 | | | | (1,567.84) | 0.00477272 | 0.00477272 | | (8.42) |
| EMERGENCY SCHOOL TAX | Sep 21 | | | | (25,993.06) | 0.00477272 | 0.00477272 | | (139.57) |
| SEVERANCE TAX | Sep 21 | | | | (30,844.12) | 0.00477272 | 0.00477272 | | (166.15) |
| Total OIL | | | | | | | | 63.24 | 4,065.22 |
| Total Property | | | | | | | | | 5,119.19 |

Property: 62916000 CREEDENCE 21/16 W1ED ST COM 1H NM 016

| | | | | | | | | | |
|--|--------|--------|-----------|-------|-------------|------------|------------|--------|----------|
| GAS | | | | | | | | | |
| WORKING INTEREST | Sep 21 | 1.0000 | 0.00 | | (232.28) | 0.00477272 | 0.00641467 | 0.00 | (1.49) |
| <i>Disposition Code: Marketing Fee</i> | | | | | | | | | |
| AD VALOREM TAX | Sep 21 | | | | 0.00 | 0.00477272 | 0.00641467 | | 0.00 |
| Total GAS | | | | | | | | 0.00 | (1.49) |
| GAS WELL GAS | | | | | | | | | |
| WORKING INTEREST | Sep 21 | 1.3100 | 30,362.87 | 7.52 | 229,346.34 | 0.00477272 | 0.00477275 | 144.91 | 1,089.84 |
| AD VALOREM TAX | Sep 21 | | | | (2,290.36) | 0.00477272 | 0.00477275 | | (12.30) |
| CONSERVATION TAX | Sep 21 | | | | (385.65) | 0.00477272 | 0.00477275 | | (2.08) |
| EMERGENCY SCHOOL TAX | Sep 21 | | | | (8,118.98) | 0.00477272 | 0.00477275 | | (43.60) |
| SEVERANCE TAX | Sep 21 | | | | (7,611.54) | 0.00477272 | 0.00477275 | | (40.87) |
| Total GAS WELL GAS | | | | | | | | 144.91 | 990.99 |
| OIL | | | | | | | | | |
| WORKING INTEREST | Sep 21 | | 0.00 | | (138.08) | 0.00477272 | 0.00637312 | 0.00 | (0.88) |
| <i>Disposition Code: Marketing Fee</i> | | | | | | | | | |
| AD VALOREM TAX | Sep 21 | | | | 0.00 | 0.00477272 | 0.00637312 | | 0.00 |
| WORKING INTEREST | Sep 21 | | 9,205.09 | 70.06 | 644,953.71 | 0.00477272 | 0.00477271 | 43.94 | 3,078.18 |
| AD VALOREM TAX | Sep 21 | | | | (6,469.03) | 0.00477272 | 0.00477271 | | (34.74) |
| CONSERVATION TAX | Sep 21 | | | | (1,089.26) | 0.00477272 | 0.00477271 | | (5.85) |
| EMERGENCY SCHOOL TAX | Sep 21 | | | | (18,058.70) | 0.00477272 | 0.00477271 | | (96.97) |
| SEVERANCE TAX | Sep 21 | | | | (21,498.46) | 0.00477272 | 0.00477271 | | (115.43) |
| Total OIL | | | | | | | | 43.94 | 2,824.31 |
| Total Property | | | | | | | | | 3,813.81 |

Property: 62958000 GAZELLE 22 B3MD FED COM 1H NM 025

| | | | | | | | | | |
|--|--------|--------|------|--|----------|------------|------------|------|---------|
| GAS | | | | | | | | | |
| WORKING INTEREST | Sep 21 | 1.0000 | 0.00 | | (39.11) | 0.15501887 | 0.19994886 | 0.00 | (7.82) |
| <i>Disposition Code: Marketing Fee</i> | | | | | | | | | |
| AD VALOREM TAX | Sep 21 | | | | 0.00 | 0.15501887 | 0.19994886 | | 0.00 |
| WORKING INTEREST | Sep 21 | 1.0000 | 0.00 | | (39.11) | 0.00121401 | 0.00153413 | 0.00 | (0.06) |
| <i>Disposition Code: Marketing Fee</i> | | | | | | | | | |
| AD VALOREM TAX | Sep 21 | | | | 0.00 | 0.00121401 | 0.00153413 | | 0.00 |
| WORKING INTEREST | Dec 19 | 1.0000 | 0.00 | | (203.82) | 0.19549819 | 0.19551565 | 0.00 | (38.85) |
| PRODUCTION TAX | Dec 19 | | | | 19.56 | 0.19549819 | 0.19551565 | | 3.82 |
| WORKING INTEREST | Dec 19 | 1.0000 | 0.00 | | (203.82) | 0.00149375 | 0.00147100 | 0.00 | (0.30) |

Represented Unit of Measure: Gas = MCFs, Plant Products = GALs, Oil = BBLs

www.energylink.com

Generated on Wednesday, November 10, 2021 2:54 PM

Page 12 of 16

© 2021 Enverus. All rights reserved. Unauthorized use prohibited.

155

156

Check Number 1205035

Owner 035904 SIANA OIL & GAS CO, LLC

Operator MEWBOURNE OIL COMPANY

| Type | Production Date | Property Values | | | | Owner Share | | | |
|---|-----------------|-----------------|-----------|-------|------------|----------------|-----------------------|---------------|------------------|
| | | BTU | Volume | Price | Value | Owner Interest | Distribution Interest | Volume | Value |
| PRODUCTION TAX | Dec 19 | | | | 19.56 | 0.00149375 | 0.00147100 | | 0.03 |
| WORKING INTEREST | Sep 21 | 1.0000 | 0.00 | | (246.18) | 0.19549819 | 0.19550735 | 0.00 | (48.13) |
| PRODUCTION TAX | Sep 21 | | | | 22.92 | 0.19549819 | 0.19550735 | | 4.48 |
| WORKING INTEREST | Sep 21 | 1.0000 | 0.00 | | (246.18) | 0.00149375 | 0.00150297 | 0.00 | (0.37) |
| PRODUCTION TAX | Sep 21 | | | | 22.92 | 0.00149375 | 0.00150297 | | 0.03 |
| Total GAS | | | | | | | | 0.00 | (86.17) |
| GAS WELL GAS | | | | | | | | | |
| WORKING INTEREST | Sep 21 | 1.2300 | 5,112.87 | 5.99 | 30,622.80 | 0.15501887 | 0.15501914 | 792.60 | 4,747.12 |
| AD VALOREM TAX | Sep 21 | | | | (367.44) | 0.15501887 | 0.15501914 | | (65.11) |
| CONSERVATION TAX | Sep 21 | | | | (50.91) | 0.15501887 | 0.15501914 | | (9.07) |
| EMERGENCY SCHOOL TAX | Sep 21 | | | | (1,071.80) | 0.15501887 | 0.15501914 | | (189.89) |
| SEVERANCE TAX | Sep 21 | | | | (1,004.81) | 0.15501887 | 0.15501914 | | (178.03) |
| WORKING INTEREST | Sep 21 | 1.2300 | 5,112.87 | 5.99 | 30,622.80 | 0.00121401 | 0.00121413 | 6.21 | 37.18 |
| AD VALOREM TAX | Sep 21 | | | | (367.44) | 0.00121401 | 0.00121413 | | (0.51) |
| CONSERVATION TAX | Sep 21 | | | | (50.91) | 0.00121401 | 0.00121413 | | (0.07) |
| EMERGENCY SCHOOL TAX | Sep 21 | | | | (1,071.80) | 0.00121401 | 0.00121413 | | (1.49) |
| SEVERANCE TAX | Sep 21 | | | | (1,004.81) | 0.00121401 | 0.00121413 | | (1.39) |
| Total GAS WELL GAS | | | | | | | | 798.81 | 4,338.74 |
| OIL | | | | | | | | | |
| WORKING INTEREST | Sep 21 | | 0.00 | | (41.51) | 0.15501887 | 0.19971091 | 0.00 | (8.29) |
| <i>Disposition Code: Marketing Fee</i> | | | | | | | | | |
| AD VALOREM TAX | Sep 21 | | | | 0.00 | 0.15501887 | 0.19971091 | | 0.00 |
| WORKING INTEREST | Sep 21 | | 0.00 | | (41.51) | 0.00121401 | 0.00144543 | 0.00 | (0.06) |
| <i>Disposition Code: Marketing Fee</i> | | | | | | | | | |
| AD VALOREM TAX | Sep 21 | | | | 0.00 | 0.00121401 | 0.00144543 | | 0.00 |
| WORKING INTEREST | Sep 21 | | 2,767.37 | 70.21 | 194,302.44 | 0.15501887 | 0.15501879 | 428.99 | 30,120.53 |
| AD VALOREM TAX | Sep 21 | | | | (2,331.41) | 0.15501887 | 0.15501879 | | (413.07) |
| CONSERVATION TAX | Sep 21 | | | | (323.03) | 0.15501887 | 0.15501879 | | (57.25) |
| EMERGENCY SCHOOL TAX | Sep 21 | | | | (5,355.46) | 0.15501887 | 0.15501879 | | (948.79) |
| SEVERANCE TAX | Sep 21 | | | | (6,375.55) | 0.15501887 | 0.15501879 | | (1,129.51) |
| WORKING INTEREST | Sep 21 | | 2,767.37 | 70.21 | 194,302.44 | 0.00121401 | 0.00121398 | 3.36 | 235.88 |
| AD VALOREM TAX | Sep 21 | | | | (2,331.41) | 0.00121401 | 0.00121398 | | (3.23) |
| CONSERVATION TAX | Sep 21 | | | | (323.03) | 0.00121401 | 0.00121398 | | (0.45) |
| EMERGENCY SCHOOL TAX | Sep 21 | | | | (5,355.46) | 0.00121401 | 0.00121398 | | (7.43) |
| SEVERANCE TAX | Sep 21 | | | | (6,375.55) | 0.00121401 | 0.00121398 | | (8.85) |
| Total OIL | | | | | | | | 432.35 | 27,779.48 |
| Total Property | | | | | | | | | 32,030.05 |
| Property: 62959000 GAZELLE 22 B3NC FED COM 1H NM 025 | | | | | | | | | |
| GAS WELL GAS | | | | | | | | | |
| OVERRIDING ROYALTY | Sep 21 | 1.2300 | 11,197.28 | 5.99 | 67,064.37 | 0.00802318 | 0.00802319 | 89.84 | 538.07 |
| AD VALOREM TAX | Sep 21 | | | | (804.70) | 0.00802318 | 0.00802319 | | (7.38) |
| CONSERVATION TAX | Sep 21 | | | | (111.49) | 0.00802318 | 0.00802319 | | (1.02) |
| EMERGENCY SCHOOL TAX | Sep 21 | | | | (2,347.25) | 0.00802318 | 0.00802319 | | (21.52) |

Represented Unit of Measure: Gas = MCFs, Plant Products = GALs, Oil = BBLs

www.energylink.com

Generated on Wednesday, November 10, 2021 2:54 PM

Page 13 of 16

© 2021 Enverus. All rights reserved. Unauthorized use prohibited.

156

157

| Check Number | | 1205035 | Owner | 035904 SIANA OIL & GAS CO, LLC | | | Operator | MEWBOURNE OIL COMPANY | | |
|---------------------------------|-----------------|---------------------------------------|-----------------|--------------------------------|--------------|----------------|-----------------------|-----------------------|----------|--|
| | | | Property Values | | | | Owner Share | | | |
| Type | Production Date | BTU | Volume | Price | Value | Owner Interest | Distribution Interest | Volume | Value | |
| SEVERANCE TAX | Sep 21 | | | | (2,200.55) | 0.00802318 | 0.00802319 | | (20.18) | |
| OVERRIDING ROYALTY | Sep 21 | 1.2300 | 11,197.28 | 5.99 | 67,064.37 | 0.00009432 | 0.00009424 | 1.07 | 6.32 | |
| AD VALOREM TAX | Sep 21 | | | | (804.70) | 0.00009432 | 0.00009424 | | (0.06) | |
| CONSERVATION TAX | Sep 21 | | | | (111.49) | 0.00009432 | 0.00009424 | | 0.00 | |
| EMERGENCY SCHOOL TAX | Sep 21 | | | | (2,347.25) | 0.00009432 | 0.00009424 | | (0.21) | |
| SEVERANCE TAX | Sep 21 | | | | (2,200.55) | 0.00009432 | 0.00009424 | | (0.20) | |
| Total GAS WELL GAS | | | | | | | | 90.91 | 493.82 | |
| OIL | | | | | | | | | | |
| OVERRIDING ROYALTY | Sep 21 | | 5,454.07 | 70.21 | 382,940.17 | 0.00802318 | 0.00802319 | 43.76 | 3,072.40 | |
| AD VALOREM TAX | Sep 21 | | | | (4,594.85) | 0.00802318 | 0.00802319 | | (42.13) | |
| CONSERVATION TAX | Sep 21 | | | | (636.64) | 0.00802318 | 0.00802319 | | (5.84) | |
| EMERGENCY SCHOOL TAX | Sep 21 | | | | (10,554.79) | 0.00802318 | 0.00802319 | | (96.78) | |
| SEVERANCE TAX | Sep 21 | | | | (12,565.22) | 0.00802318 | 0.00802319 | | (115.22) | |
| OVERRIDING ROYALTY | Sep 21 | | 5,454.07 | 70.21 | 382,940.17 | 0.00009432 | 0.00009430 | 0.51 | 36.11 | |
| AD VALOREM TAX | Sep 21 | | | | (4,594.85) | 0.00009432 | 0.00009430 | | (0.51) | |
| CONSERVATION TAX | Sep 21 | | | | (636.64) | 0.00009432 | 0.00009430 | | (0.04) | |
| EMERGENCY SCHOOL TAX | Sep 21 | | | | (10,554.79) | 0.00009432 | 0.00009430 | | (1.13) | |
| SEVERANCE TAX | Sep 21 | | | | (12,565.22) | 0.00009432 | 0.00009430 | | (1.30) | |
| Total OIL | | | | | | | | 44.27 | 2,845.58 | |
| Total Property | | | | | | | | | 3,339.38 | |
| Property: | 72185000 | CREEDENCE 21/16 W0FC ST COM 4H NM 015 | | | | | | | | |
| GAS | | | | | | | | | | |
| WORKING INTEREST | Sep 21 | 1.0000 | 0.00 | | (479.43) | 0.00477272 | 0.00640344 | 0.00 | (3.07) | |
| Disposition Code: Marketing Fee | | | | | | | | | | |
| AD VALOREM TAX | Sep 21 | | | | 0.00 | 0.00477272 | 0.00640344 | | 0.00 | |
| Total GAS | | | | | | | | 0.00 | (3.07) | |
| GAS WELL GAS | | | | | | | | | | |
| WORKING INTEREST | Sep 21 | 1.3100 | 62,669.24 | 7.52 | 471,308.93 | 0.00477272 | 0.00477273 | 299.11 | 2,249.43 | |
| AD VALOREM TAX | Sep 21 | | | | (4,727.33) | 0.00477272 | 0.00477273 | | (25.39) | |
| CONSERVATION TAX | Sep 21 | | | | (795.99) | 0.00477272 | 0.00477273 | | (4.28) | |
| EMERGENCY SCHOOL TAX | Sep 21 | | | | (16,757.65) | 0.00477272 | 0.00477273 | | (89.98) | |
| SEVERANCE TAX | Sep 21 | | | | (15,710.30) | 0.00477272 | 0.00477273 | | (84.36) | |
| Total GAS WELL GAS | | | | | | | | 299.11 | 2,045.42 | |
| OIL | | | | | | | | | | |
| WORKING INTEREST | Sep 21 | | 0.00 | | (292.32) | 0.00477272 | 0.00639710 | 0.00 | (1.87) | |
| Disposition Code: Marketing Fee | | | | | | | | | | |
| AD VALOREM TAX | Sep 21 | | | | 0.00 | 0.00477272 | 0.00639710 | | 0.00 | |
| WORKING INTEREST | Sep 21 | | 19,487.77 | 70.06 | 1,365,408.68 | 0.00477272 | 0.00477272 | 93.01 | 6,516.71 | |
| AD VALOREM TAX | Sep 21 | | | | (13,895.35) | 0.00477272 | 0.00477272 | | (73.53) | |
| CONSERVATION TAX | Sep 21 | | | | (2,306.02) | 0.00477272 | 0.00477272 | | (12.38) | |
| EMERGENCY SCHOOL TAX | Sep 21 | | | | (38,231.44) | 0.00477272 | 0.00477272 | | (205.28) | |
| SEVERANCE TAX | Sep 21 | | | | (45,513.62) | 0.00477272 | 0.00477272 | | (244.38) | |
| Total OIL | | | | | | | | 93.01 | 5,979.27 | |

Represented Unit of Measure: Gas = MCFs, Plant Products = GALs, Oil = BBLs

www.energylink.com

Generated on Wednesday, November 10, 2021 2:54 PM

Page 14 of 16

© 2021 Enverus. All rights reserved. Unauthorized use prohibited.

157

158

| Check Number | 1205035 | Owner | 035904 SIANA OIL & GAS CO, LLC | | | | Operator | MEWBOURNE OIL COMPANY | | | |
|--|---------------------------------|---------------------------------------|--------------------------------|-----------|-------|----------------|-----------------------|-----------------------|--------------------|--------------------|--------|
| Type | Production Date | Property Values | | | | Owner Share | | | | | |
| | | BTU | Volume | Price | Value | Owner Interest | Distribution Interest | Volume | Value | | |
| | | | | | | | | | Total Property | 8,021.62 | |
| Property: | 72186000 | CREEDENCE 21/16 W1FC ST COM 3H NM 015 | | | | | | | | | |
| GAS | WORKING INTEREST | Sep 21 | 1.0000 | 0.00 | | (482.02) | 0.00477272 | 0.00638978 | 0.00 | (3.08) | |
| | Disposition Code: Marketing Fee | | | | | | | | | | |
| | AD VALOREM TAX | Sep 21 | | | | 0.00 | 0.00477272 | 0.00638978 | | 0.00 | |
| | | | | | | | | | Total GAS | 0.00 | |
| GAS WELL GAS | WORKING INTEREST | Sep 21 | 1.3100 | 63,007.70 | 7.52 | 473,854.42 | 0.00477272 | 0.00477271 | 300.72 | 2,261.57 | |
| | AD VALOREM TAX | Sep 21 | | | | (4,752.87) | 0.00477272 | 0.00477271 | | (25.52) | |
| | CONSERVATION TAX | Sep 21 | | | | (800.29) | 0.00477272 | 0.00477271 | | (4.30) | |
| | EMERGENCY SCHOOL TAX | Sep 21 | | | | (16,848.16) | 0.00477272 | 0.00477271 | | (90.46) | |
| | SEVERANCE TAX | Sep 21 | | | | (15,795.15) | 0.00477272 | 0.00477271 | | (84.81) | |
| | | | | | | | | | | Total GAS WELL GAS | 300.72 |
| OIL | WORKING INTEREST | Sep 21 | | 0.00 | | (212.93) | 0.00477272 | 0.00638708 | 0.00 | (1.36) | |
| | Disposition Code: Marketing Fee | | | | | | | | | | |
| | AD VALOREM TAX | Sep 21 | | | | 0.00 | 0.00477272 | 0.00638708 | | 0.00 | |
| | WORKING INTEREST | Sep 21 | | 14,195.22 | 70.06 | 994,586.67 | 0.00477272 | 0.00477272 | 67.75 | 4,746.88 | |
| | AD VALOREM TAX | Sep 21 | | | | (9,975.93) | 0.00477272 | 0.00477272 | | (53.57) | |
| | CONSERVATION TAX | Sep 21 | | | | (1,679.75) | 0.00477272 | 0.00477272 | | (9.02) | |
| | EMERGENCY SCHOOL TAX | Sep 21 | | | | (27,848.43) | 0.00477272 | 0.00477272 | | (149.53) | |
| | SEVERANCE TAX | Sep 21 | | | | (33,152.89) | 0.00477272 | 0.00477272 | | (178.01) | |
| | | | | | | | | | | Total OIL | 67.75 |
| | | | | | | | | | Total Property | 6,408.79 | |
| Property: | 72310000 | IBEX 15/10 B1PA FED COM 2H NM 025 | | | | | | | | | |
| GAS | WORKING INTEREST | Sep 21 | 1.0000 | 0.00 | | (242.32) | 0.00040427 | 0.00053648 | 0.00 | (0.13) | |
| | Disposition Code: Marketing Fee | | | | | | | | | | |
| | AD VALOREM TAX | Sep 21 | | | | 0.00 | 0.00040427 | 0.00053648 | | 0.00 | |
| | WORKING INTEREST | Sep 21 | 1.0000 | 0.00 | | (5,502.48) | 0.00053902 | 0.00053976 | 0.00 | (2.97) | |
| GAS WELL GAS | PRODUCTION TAX | Sep 21 | | | | 512.35 | 0.00053902 | 0.00053976 | | 0.28 | |
| | | | | | | | | | | Total GAS | 0.00 |
| | WORKING INTEREST | Sep 21 | 1.2200 | 31,503.39 | 5.12 | 161,302.27 | 0.00040427 | 0.00040427 | 12.74 | 65.21 | |
| | AD VALOREM TAX | Sep 21 | | | | (1,935.45) | 0.00040427 | 0.00040427 | | (0.89) | |
| GAS WELL GAS | CONSERVATION TAX | Sep 21 | | | | (268.17) | 0.00040427 | 0.00040427 | | (0.12) | |
| | EMERGENCY SCHOOL TAX | Sep 21 | | | | (5,645.58) | 0.00040427 | 0.00040427 | | (2.61) | |
| | SEVERANCE TAX | Sep 21 | | | | (5,292.73) | 0.00040427 | 0.00040427 | | (2.45) | |
| | | | | | | | | | Total GAS WELL GAS | 12.74 | |
| OIL | WORKING INTEREST | Sep 21 | | 0.00 | | (136.23) | 0.00040427 | 0.00051384 | 0.00 | (0.07) | |
| | | | | | | | | | | | |
| Represented Unit of Measure: Gas = MCFs, Plant Products = GALs, Oil = BBLs | | | | | | | | | | | |
| Generated on Wednesday, November 10, 2021 2:54 PM | | | | | | | | | | | |
| © 2021 Enverus. All rights reserved. Unauthorized use prohibited. | | | | | | | | | | | |

www.energylink.com

Page 15 of 16

Represented Unit of Measure: Gas = MCFs, Plant Products = GALs, Oil = BBLs

www.energylink.com

Generated on Wednesday, November 10, 2021 2:54 PM

Page 15 of 16

© 2021 Enervus. All rights reserved. Unauthorized use prohibited.

158

159

Check Number 1205035

Owner 035904 SIANA OIL & GAS CO, LLC

Operator MEWBOURNE OIL COMPANY

| Type | Production Date | Property Values | | | | Owner Share | | | | |
|-------------------------------|-----------------|-----------------|----------|-------|-------------|----------------|-----------------------|----------------|--------|--------|
| | | BTU | Volume | Price | Value | Owner Interest | Distribution Interest | Volume | Value | |
| Disposition Code: Marking Fee | | | | | | | | | | |
| AD VALOREM TAX | Sep 21 | | | | 0.00 | 0.00040427 | 0.00051384 | | 0.00 | |
| WORKING INTEREST | Sep 21 | | 9,081.96 | 70.21 | 637,661.67 | 0.00040427 | 0.00040427 | 3.67 | 257.79 | |
| AD VALOREM TAX | Sep 21 | | | | (7,851.22) | 0.00040427 | 0.00040427 | | (3.54) | |
| CONSERVATION TAX | Sep 21 | | | | (1,060.11) | 0.00040427 | 0.00040427 | | (0.49) | |
| EMERGENCY SCHOOL TAX | Sep 21 | | | | (17,575.55) | 0.00040427 | 0.00040427 | | (8.12) | |
| SEVERANCE TAX | Sep 21 | | | | (20,923.27) | 0.00040427 | 0.00040427 | | (9.67) | |
| | | | | | | | | Total OIL | 3.67 | 236.90 |
| | | | | | | | | Total Property | | 282.22 |

| | Owner Gross Value | Owner Deductions | Owner Taxes | Non Revenue Deductions | Owner Net Value |
|--------------------|-------------------|------------------|-------------|------------------------|-----------------|
| Check Total | 144,242.13 | | (12,340.57) | | 131,901.56 |

Represented Unit of Measure: Gas = MCFs, Plant Products = GALs, Oil = BBLs

www.energylink.com

Generated on Wednesday, November 10, 2021 2:54 PM

Page 16 of 16

© 2021 Enverus. All rights reserved. Unauthorized use prohibited.

159

160



Revenue Statement

Owner

035904
SIANA OIL & GAS CO, LLC
TOM M RAGSDALE
P O BOX 2246
CONROE, TX 77305

Operator

MEWBOURNE OIL COMPANY
REVENUE DISBURSEMENT ACCOUNT
P O BOX 7898
TYLER, TX 75711-7898
(903) 581-2900
ownerrelations@mewbourne.com

Check

Check Number 1216955
Check Amount 0.00
Check Date December 15, 2021
Check Type ACH

Copyright Notice

© 2021 Enverus. All rights reserved. Unauthorized use prohibited.

Data, reports, user interface, software and other content which is accessed by users through EnergyLink constitutes copyright protected content owned by Enverus. Any unauthorized copying, scraping, downloading, retransmission, redistribution, reproduction, republishing or other duplication or modification of copyright protected content is a violation of Canadian and US federal copyright laws and may be subject to legal action. Other than PDF copies for use in an unmodified format by authorized users, no one has permission to copy, scrape, download, retransmit, redistribute, reproduce, republish, duplicate, modify or make public for commercial use this copyright protected content, in any form, without the express written permission of Enverus.

| | | Type | Production Date | Property Values | | | | Owner Share | | | |
|-----------|----------|-------------------------------------|-----------------|-----------------|--------|-------|----------|----------------|-----------------------|--------|--------------|
| | | | | BTU | Volume | Price | Value | Owner Interest | Distribution Interest | Volume | Value |
| Property: | 00005000 | JIB CLEARING - REVENUE TX 999 | | | | | | | | | |
| GAS | | JIB OFFSET | Dec 21 | | | | 0.00 | 0.00000000 | 0.00000000 | | (145,956.06) |
| | | | | | | | | | Total GAS | | (145,956.06) |
| | | | | | | | | | Total Property | | (145,956.06) |
| Property: | 82390000 | PRONGHORN 15 B3BO FED COM 1H NM LEA | | | | | | | | | |
| GAS | | WORKING INTEREST | Oct 21 | 1.0000 | 0.00 | | (4.87) | 0.05402784 | 0.06981520 | 0.00 | (0.34) |
| | | Disposition Code: Marketing Fee | | | | | | | | | |
| | | AD VALOREM TAX | Oct 21 | | | | 0.00 | 0.05402784 | 0.06981520 | | 0.00 |
| | | WORKING INTEREST | Jan 20 | 1.0000 | 0.00 | | (307.38) | 0.06837475 | 0.06838441 | 0.00 | (21.02) |
| | | PRODUCTION TAX | Jan 20 | | | | 29.51 | 0.06837475 | 0.06838441 | | 2.02 |
| | | WORKING INTEREST | Feb 20 | 1.0000 | 0.00 | | (31.61) | 0.06837475 | 0.06833281 | 0.00 | (2.16) |
| | | PRODUCTION TAX | Feb 20 | | | | 3.03 | 0.06837475 | 0.06833281 | | 0.21 |
| | | WORKING INTEREST | May 20 | 1.0000 | 0.00 | | (40.74) | 0.06837475 | 0.06848306 | 0.00 | (2.79) |
| | | PRODUCTION TAX | May 20 | | | | 3.91 | 0.06837475 | 0.06848306 | | 0.27 |
| | | WORKING INTEREST | Jun 20 | 1.0000 | 0.00 | | (183.05) | 0.06837475 | 0.06839661 | 0.00 | (12.52) |
| | | PRODUCTION TAX | Jun 20 | | | | 17.57 | 0.06837475 | 0.06839661 | | 1.20 |
| | | WORKING INTEREST | Jul 20 | 1.0000 | 0.00 | | (243.01) | 0.06837475 | 0.06839225 | 0.00 | (16.62) |
| | | PRODUCTION TAX | Jul 20 | | | | 23.33 | 0.06837475 | 0.06839225 | | 1.60 |
| | | WORKING INTEREST | Oct 21 | 1.0000 | 0.00 | | (68.65) | 0.06837475 | 0.06831755 | 0.00 | (4.69) |
| | | PRODUCTION TAX | Oct 21 | | | | 6.39 | 0.06837475 | 0.06831755 | | 0.44 |
| | | WORKING INTEREST | Oct 21 | 1.2900 | 649.83 | 7.54 | 4,899.20 | 0.05402784 | 0.05403331 | 35.13 | 264.72 |
| | | AD VALOREM TAX | Oct 21 | | | | (58.78) | 0.05402784 | 0.05403331 | | (3.64) |

Represented Unit of Measure: Gas = MCFs, Plant Products = GALs, Oil = BBLs

Generated on Thursday, December 16, 2021 9:52 AM

© 2021 Enverus. All rights reserved. Unauthorized use prohibited.

www.energylink.com

Page 1 of 18

160

161

| Check Number | 1216955 | Owner | 035904 SIANA OIL & GAS CO. LLC | | | Operator | MEWBOURNE OIL COMPANY | | | | |
|--------------|---------------------------------|---------------------------------|-------------------------------------|----------|-------|------------|-----------------------|-----------------------|------------|-----------|--------|
| | Type | Production Date | Property Values | | | | Owner Share | | | | |
| | | | BTU | Volume | Price | Value | Owner Interest | Distribution Interest | Volume | Value | |
| OIL | CONSERVATION TAX | Oct 21 | | | | (8.14) | 0.05402784 | 0.05403331 | | (0.51) | |
| | EMERGENCY SCHOOL TAX | Oct 21 | | | | (171.47) | 0.05402784 | 0.05403331 | | (10.61) | |
| | PRODUCTION TAX | Oct 21 | | | | 0.00 | 0.05402784 | 0.05403331 | | 0.00 | |
| | SEVERANCE TAX | Oct 21 | | | | (160.76) | 0.05402784 | 0.05403331 | | (9.95) | |
| | Total GAS | | | | | | | | 35.13 | 185.61 | |
| | WORKING INTEREST | Oct 21 | | 0.00 | | (34.68) | 0.05402784 | 0.06862745 | 0.00 | (2.38) | |
| | Disposition Code: Marketing Fee | | | | | | | | | | |
| | AD VALOREM TAX | Oct 21 | | | | 0.00 | 0.05402784 | 0.06862745 | | 0.00 | |
| | WORKING INTEREST | Oct 21 | | 2,312.12 | 80.12 | 185,235.96 | 0.05402784 | 0.05402785 | 124.94 | 10,007.90 | |
| | AD VALOREM TAX | Oct 21 | | | | (2,222.62) | 0.05402784 | 0.05402785 | | (137.26) | |
| | CONSERVATION TAX | Oct 21 | | | | (307.95) | 0.05402784 | 0.05402785 | | (19.03) | |
| | EMERGENCY SCHOOL TAX | Oct 21 | | | | (5,105.57) | 0.05402784 | 0.05402785 | | (315.27) | |
| | PRODUCTION TAX | Oct 21 | | | | 0.00 | 0.05402784 | 0.05402785 | | 0.00 | |
| | SEVERANCE TAX | Oct 21 | | | | (6,078.06) | 0.05402784 | 0.05402785 | | (375.32) | |
| | Total OIL | | | | | | | | 124.94 | 9,158.64 | |
| | Total Property | | | | | | | | | 9,344.25 | |
| | Property: | 82391000 | PRONGHORN 15 B3CN FED COM 1H NM LEA | | | | | | | | |
| | GAS | WORKING INTEREST | Oct 21 | 1.0000 | 0.00 | | (32.22) | 0.05391420 | 0.06859094 | 0.00 | (2.21) |
| | | Disposition Code: Marketing Fee | | | | | | | | | |
| | AD VALOREM TAX | Oct 21 | | | | 0.00 | 0.05391420 | 0.06859094 | | 0.00 | |
| | WORKING INTEREST | Jan 20 | 1.0000 | 0.00 | | (297.98) | 0.06837475 | 0.06836029 | 0.00 | (20.37) | |
| | PRODUCTION TAX | Jan 20 | | | | 28.60 | 0.06837475 | 0.06836029 | | 1.96 | |
| | WORKING INTEREST | Feb 20 | 1.0000 | 0.00 | | (188.69) | 0.06837475 | 0.06836610 | 0.00 | (12.90) | |
| | PRODUCTION TAX | Feb 20 | | | | 18.11 | 0.06837475 | 0.06836610 | | 1.24 | |
| | WORKING INTEREST | May 20 | 1.0000 | 0.00 | | (440.14) | 0.06837475 | 0.06838733 | 0.00 | (30.10) | |
| | PRODUCTION TAX | May 20 | | | | 42.25 | 0.06837475 | 0.06838733 | | 2.89 | |
| | WORKING INTEREST | Jun 20 | 1.0000 | 0.00 | | (702.62) | 0.06837475 | 0.06837266 | 0.00 | (48.04) | |
| | PRODUCTION TAX | Jun 20 | | | | 67.45 | 0.06837475 | 0.06837266 | | 4.61 | |
| | WORKING INTEREST | Jul 20 | 1.0000 | 0.00 | | (637.86) | 0.06837475 | 0.06836923 | 0.00 | (43.61) | |
| | PRODUCTION TAX | Jul 20 | | | | 61.23 | 0.06837475 | 0.06836923 | | 4.19 | |
| | WORKING INTEREST | Oct 21 | 1.0000 | 0.00 | | (453.77) | 0.06837475 | 0.06836062 | 0.00 | (31.02) | |
| | PRODUCTION TAX | Oct 21 | | | | 42.25 | 0.06837475 | 0.06836062 | | 2.89 | |
| | WORKING INTEREST | Oct 21 | 1.2900 | 4,295.73 | 7.54 | 32,386.40 | 0.05391420 | 0.05391430 | 231.62 | 1,746.09 | |
| | AD VALOREM TAX | Oct 21 | | | | (388.60) | 0.05391420 | 0.05391430 | | (23.97) | |
| | CONSERVATION TAX | Oct 21 | | | | (53.84) | 0.05391420 | 0.05391430 | | (3.34) | |
| | EMERGENCY SCHOOL TAX | Oct 21 | | | | (1,133.52) | 0.05391420 | 0.05391430 | | (69.86) | |
| | SEVERANCE TAX | Oct 21 | | | | (1,062.68) | 0.05391420 | 0.05391430 | | (65.48) | |
| | Total GAS | | | | | | | | 231.62 | 1,412.97 | |
| OIL | WORKING INTEREST | Oct 21 | | 0.00 | | (27.88) | 0.05391420 | 0.06850789 | 0.00 | (1.91) | |
| | Disposition Code: Marketing Fee | | | | | | | | | | |

Represented Unit of Measure: Gas = MCFs, Plant Products = GALs, Oil = BBLs

www.enervlink.com

Generated on Thursday, December 16, 2021 9:52 AM

Page 2 of 18

© 2021 Enverus. All rights reserved. Unauthorized use prohibited.

161

162

Check Number 1216955

Owner 035904 SIANA OIL & GAS CO, LLC

Operator MEWBOURNE OIL COMPANY

| Type | Production Date | Property Values | | | | Owner Share | | | |
|----------------------|-----------------|-----------------|----------|-------|------------|----------------|-----------------------|--------|----------|
| | | BTU | Volume | Price | Value | Owner Interest | Distribution Interest | Volume | Value |
| AD VALOREM TAX | Oct 21 | | | | 0.00 | 0.05391420 | 0.06850789 | | 0.00 |
| WORKING INTEREST | Oct 21 | | 1,858.41 | 80.12 | 148,886.89 | 0.05391420 | 0.05391422 | 100.21 | 8,027.12 |
| AD VALOREM TAX | Oct 21 | | | | (1,786.48) | 0.05391420 | 0.05391422 | | (110.09) |
| CONSERVATION TAX | Oct 21 | | | | (247.52) | 0.05391420 | 0.05391422 | | (15.27) |
| EMERGENCY SCHOOL TAX | Oct 21 | | | | (4,103.69) | 0.05391420 | 0.05391422 | | (252.88) |
| SEVERANCE TAX | Oct 21 | | | | (4,885.35) | 0.05391420 | 0.05391422 | | (301.03) |
| Total OIL | | | | | | | | 100.21 | 7,345.94 |
| Total Property | | | | | | | | | 8,758.81 |

Property: 62382000

PRONGHORN 15 B3DM FED COM 1H NM LEA

GAS

| | | | | | | | | | |
|--|--------|--------|----------|------|-----------|------------|------------|--------|---------|
| WORKING INTEREST | Oct 21 | 1.0000 | 0.00 | | (18.07) | 0.05328145 | 0.06917543 | 0.00 | (1.25) |
| <i>Disposition Code: Marketing Fee</i> | | | | | | | | | |
| AD VALOREM TAX | Oct 21 | | | | 0.00 | 0.05328145 | 0.06917543 | | 0.00 |
| WORKING INTEREST | Jan 20 | 1.0000 | 0.00 | | (519.58) | 0.06837475 | 0.06836291 | 0.00 | (35.52) |
| PRODUCTION TAX | Jan 20 | | | | 49.88 | 0.06837475 | 0.06836291 | | 3.41 |
| WORKING INTEREST | Feb 20 | 1.0000 | 0.00 | | (422.07) | 0.06837475 | 0.06837728 | 0.00 | (28.86) |
| PRODUCTION TAX | Feb 20 | | | | 40.51 | 0.06837475 | 0.06837728 | | 2.77 |
| WORKING INTEREST | May 20 | 1.0000 | 0.00 | | (445.71) | 0.06837475 | 0.06836284 | 0.00 | (30.47) |
| PRODUCTION TAX | May 20 | | | | 42.78 | 0.06837475 | 0.06836284 | | 2.93 |
| WORKING INTEREST | Jun 20 | 1.0000 | 0.00 | | (528.55) | 0.06837475 | 0.06837575 | 0.00 | (36.14) |
| PRODUCTION TAX | Jun 20 | | | | 50.74 | 0.06837475 | 0.06837575 | | 3.47 |
| WORKING INTEREST | Jul 20 | 1.0000 | 0.00 | | (371.39) | 0.06837475 | 0.06839172 | 0.00 | (25.40) |
| PRODUCTION TAX | Jul 20 | | | | 35.65 | 0.06837475 | 0.06839172 | | 2.44 |
| WORKING INTEREST | Oct 21 | 1.0000 | 0.00 | | (254.53) | 0.06837475 | 0.06840058 | 0.00 | (17.41) |
| PRODUCTION TAX | Oct 21 | | | | 23.70 | 0.06837475 | 0.06840058 | | 1.62 |
| WORKING INTEREST | Oct 21 | 1.2900 | 2,409.59 | 7.54 | 18,166.40 | 0.05328145 | 0.05328188 | 128.41 | 967.94 |
| AD VALOREM TAX | Oct 21 | | | | (217.98) | 0.05328145 | 0.05328188 | | (13.30) |
| CONSERVATION TAX | Oct 21 | | | | (30.20) | 0.05328145 | 0.05328188 | | (1.86) |
| EMERGENCY SCHOOL TAX | Oct 21 | | | | (635.82) | 0.05328145 | 0.05328188 | | (38.76) |
| SEVERANCE TAX | Oct 21 | | | | (596.09) | 0.05328145 | 0.05328188 | | (36.32) |
| Total GAS | | | | | | | | 128.41 | 719.29 |

OIL

| | | | | | | | | | |
|--|--------|--|----------|-------|------------|------------|------------|--------|----------|
| WORKING INTEREST | Oct 21 | | 0.00 | | (33.65) | 0.05328145 | 0.06894502 | 0.00 | (2.32) |
| <i>Disposition Code: Marketing Fee</i> | | | | | | | | | |
| AD VALOREM TAX | Oct 21 | | | | 0.00 | 0.05328145 | 0.06894502 | | 0.00 |
| WORKING INTEREST | Oct 21 | | 2,243.26 | 80.12 | 179,719.22 | 0.05328145 | 0.05328139 | 119.55 | 9,575.69 |
| AD VALOREM TAX | Oct 21 | | | | (2,156.43) | 0.05328145 | 0.05328139 | | (131.34) |
| CONSERVATION TAX | Oct 21 | | | | (298.78) | 0.05328145 | 0.05328139 | | (18.23) |
| EMERGENCY SCHOOL TAX | Oct 21 | | | | (4,953.51) | 0.05328145 | 0.05328139 | | (301.64) |
| SEVERANCE TAX | Oct 21 | | | | (5,897.04) | 0.05328145 | 0.05328139 | | (359.10) |
| Total OIL | | | | | | | | 119.55 | 8,763.86 |
| Total Property | | | | | | | | | 9,482.35 |

Represented Unit of Measure: Gas = MCFs, Plant Products = GALs, Oil = BBLs

www.energylink.com

Generated on Thursday, December 16, 2021 9:52 AM

Page 3 of 18

© 2021 Enverus. All rights reserved. Unauthorized use prohibited.

162

163

| Check Number | | Owner | | Operator | | | | | | | |
|--------------|---------------------------------|--------------------------------|--------|-----------------------|-------|----------------|-----------------------|------------|-----------|----------|----------|
| 1216955 | | 035904 SIANA OIL & GAS CO, LLC | | MEWBOURNE OIL COMPANY | | | | | | | |
| Type | Production Date | Property Values | | | | Owner Share | | | | | |
| | | BTU | Volume | Price | Value | Owner Interest | Distribution Interest | Volume | Value | | |
| Property: | 52774000 | IBEX 10 B3MD FED COM 1H NM LEA | | | | | | | | | |
| GAS | | | | | | | | | | | |
| | WORKING INTEREST | Oct 21 | 1.0000 | 0.00 | | (46.06) | 0.04291353 | 0.05471125 | 0.00 | (2.52) | |
| | Disposition Code: Marketing Fee | | | | | | | | | | |
| | AD VALOREM TAX | Oct 21 | | | | 0.00 | 0.04291353 | 0.05471125 | | 0.00 | |
| | WORKING INTEREST | Oct 21 | 1.0000 | 0.00 | | (46.06) | 0.00063359 | 0.00086843 | 0.00 | (0.04) | |
| | Disposition Code: Marketing Fee | | | | | | | | | | |
| | AD VALOREM TAX | Oct 21 | | | | 0.00 | 0.00063359 | 0.00086843 | | 0.00 | |
| | WORKING INTEREST | Jan 20 | 1.0000 | 0.00 | | (521.66) | 0.05190886 | 0.05191121 | 0.00 | (27.08) | |
| | PRODUCTION TAX | Jan 20 | | | | 50.07 | 0.05190886 | 0.05191121 | | 2.60 | |
| | WORKING INTEREST | Jan 20 | 1.0000 | 0.00 | | (521.66) | 0.00084478 | 0.00084346 | 0.00 | (0.44) | |
| | PRODUCTION TAX | Jan 20 | | | | 50.07 | 0.00084478 | 0.00084346 | | 0.04 | |
| | WORKING INTEREST | Feb 20 | 1.0000 | 0.00 | | (227.82) | 0.05190886 | 0.05188307 | 0.00 | (11.82) | |
| | PRODUCTION TAX | Feb 20 | | | | 21.87 | 0.05190886 | 0.05188307 | | 1.13 | |
| | WORKING INTEREST | Feb 20 | 1.0000 | 0.00 | | (227.82) | 0.00084478 | 0.00083399 | 0.00 | (0.19) | |
| | PRODUCTION TAX | Feb 20 | | | | 21.87 | 0.00084478 | 0.00083399 | | 0.02 | |
| | WORKING INTEREST | May 20 | 1.0000 | 0.00 | | (66.03) | 0.05190886 | 0.05194609 | 0.00 | (3.43) | |
| | PRODUCTION TAX | May 20 | | | | 6.34 | 0.05190886 | 0.05194609 | | 0.33 | |
| | WORKING INTEREST | May 20 | 1.0000 | 0.00 | | (66.03) | 0.00084478 | 0.00090868 | 0.00 | (0.06) | |
| | PRODUCTION TAX | May 20 | | | | 6.34 | 0.00084478 | 0.00090868 | | 0.01 | |
| | WORKING INTEREST | Jun 20 | 1.0000 | 0.00 | | (100.80) | 0.05190886 | 0.05188492 | 0.00 | (5.23) | |
| | PRODUCTION TAX | Jun 20 | | | | 9.68 | 0.05190886 | 0.05188492 | | 0.50 | |
| | WORKING INTEREST | Jun 20 | 1.0000 | 0.00 | | (100.80) | 0.00084478 | 0.00089286 | 0.00 | (0.09) | |
| | PRODUCTION TAX | Jun 20 | | | | 9.68 | 0.00084478 | 0.00089286 | | 0.01 | |
| | WORKING INTEREST | Jul 20 | 1.0000 | 0.00 | | (169.32) | 0.05190886 | 0.05191354 | 0.00 | (8.79) | |
| | PRODUCTION TAX | Jul 20 | | | | 16.25 | 0.05190886 | 0.05191354 | | 0.84 | |
| | WORKING INTEREST | Jul 20 | 1.0000 | 0.00 | | (169.32) | 0.00084478 | 0.00082684 | 0.00 | (0.14) | |
| | PRODUCTION TAX | Jul 20 | | | | 16.25 | 0.00084478 | 0.00082684 | | 0.01 | |
| | WORKING INTEREST | Oct 21 | 1.0000 | 0.00 | | (648.70) | 0.05190886 | 0.05190381 | 0.00 | (33.67) | |
| | PRODUCTION TAX | Oct 21 | | | | 60.40 | 0.05190886 | 0.05190381 | | 3.14 | |
| | WORKING INTEREST | Oct 21 | 1.0000 | 0.00 | | (648.70) | 0.00084478 | 0.00084785 | 0.00 | (0.55) | |
| | PRODUCTION TAX | Oct 21 | | | | 60.40 | 0.00084478 | 0.00084785 | | 0.05 | |
| | WORKING INTEREST | Oct 21 | 1.2900 | 6,141.12 | 7.54 | 46,299.18 | 0.04291353 | 0.04291350 | 263.56 | 1,986.86 | |
| | AD VALOREM TAX | Oct 21 | | | | (555.54) | 0.04291353 | 0.04291350 | | (27.27) | |
| | CONSERVATION TAX | Oct 21 | | | | (76.97) | 0.04291353 | 0.04291350 | | (3.80) | |
| | EMERGENCY SCHOOL TAX | Oct 21 | | | | (1,620.47) | 0.04291353 | 0.04291350 | | (79.49) | |
| | SEVERANCE TAX | Oct 21 | | | | (1,519.19) | 0.04291353 | 0.04291350 | | (74.53) | |
| | WORKING INTEREST | Oct 21 | 1.2900 | 6,141.12 | 7.54 | 46,299.18 | 0.00063359 | 0.00063349 | 3.89 | 29.33 | |
| | AD VALOREM TAX | Oct 21 | | | | (555.54) | 0.00063359 | 0.00063349 | | (0.40) | |
| | CONSERVATION TAX | Oct 21 | | | | (76.97) | 0.00063359 | 0.00063349 | | (0.06) | |
| | EMERGENCY SCHOOL TAX | Oct 21 | | | | (1,620.47) | 0.00063359 | 0.00063349 | | (1.17) | |
| | SEVERANCE TAX | Oct 21 | | | | (1,519.19) | 0.00063359 | 0.00063349 | | (1.10) | |
| | | | | | | | | | Total GAS | 267.45 | 1,743.00 |

Represented Unit of Measure: Gas = MCFs, Plant Products = GALs, Oil = BBLs

www.energylink.com

Generated on Thursday, December 16, 2021 9:52 AM

Page 4 of 18

© 2021 Enverus. All rights reserved. Unauthorized use prohibited.

163

164

Check Number 1216955

Owner 035804 SIANA OIL & GAS CO, LLC

Operator MEWBOURNE OIL COMPANY

| Type | Production Date | Property Values | | | | Owner Share | | | |
|--|-----------------|-----------------|--------|------------|-------------|----------------|-----------------------|--------|-----------|
| | | BTU | Volume | Price | Value | Owner Interest | Distribution Interest | Volume | Value |
| OIL | | | | | | | | | |
| WORKING INTEREST | Oct 21 | | 0.00 | | (72.42) | 0.04291353 | 0.05468103 | 0.00 | (3.96) |
| <i>Disposition Code: Marketing Fee</i> | | | | | | | | | |
| AD VALOREM TAX | Oct 21 | | | | 0.00 | 0.04291353 | 0.05468103 | | 0.00 |
| WORKING INTEREST | Oct 21 | | 0.00 | | (72.42) | 0.00063359 | 0.00082850 | 0.00 | (0.06) |
| <i>Disposition Code: Marketing Fee</i> | | | | | | | | | |
| AD VALOREM TAX | Oct 21 | | | | 0.00 | 0.00063359 | 0.00082850 | | 0.00 |
| WORKING INTEREST | Oct 21 | 4,827.66 | 80.12 | 386,768.95 | 0.04291353 | 0.04291358 | | 207.21 | 18,597.84 |
| AD VALOREM TAX | Oct 21 | | | | (4,640.79) | 0.04291353 | 0.04291358 | | (227.63) |
| CONSERVATION TAX | Oct 21 | | | | (643.00) | 0.04291353 | 0.04291358 | | (31.56) |
| EMERGENCY SCHOOL TAX | Oct 21 | | | | (10,660.32) | 0.04291353 | 0.04291358 | | (522.85) |
| SEVERANCE TAX | Oct 21 | | | | (12,690.86) | 0.04291353 | 0.04291358 | | (622.43) |
| WORKING INTEREST | Oct 21 | 4,827.66 | 80.12 | 386,768.95 | 0.00063359 | 0.00063358 | | 3.06 | 245.05 |
| AD VALOREM TAX | Oct 21 | | | | (4,640.79) | 0.00063359 | 0.00063358 | | (3.36) |
| CONSERVATION TAX | Oct 21 | | | | (643.00) | 0.00063359 | 0.00063358 | | (0.47) |
| EMERGENCY SCHOOL TAX | Oct 21 | | | | (10,660.32) | 0.00063359 | 0.00063358 | | (7.72) |
| SEVERANCE TAX | Oct 21 | | | | (12,690.86) | 0.00063359 | 0.00063358 | | (9.19) |
| Total OIL | | | | | | | | 210.27 | 15,413.46 |
| Total Property | | | | | | | | | 17,156.46 |

Property: 62775000

IBEX 10 B3NC FED COM 1H NM LEA

GAS

| | | | | | | | | | |
|--|--------|--------|------|--|----------|------------|------------|------|---------|
| WORKING INTEREST | Oct 21 | 1.0000 | 0.00 | | (140.95) | 0.04291353 | 0.05441646 | 0.00 | (7.67) |
| <i>Disposition Code: Marketing Fee</i> | | | | | | | | | |
| AD VALOREM TAX | Oct 21 | | | | 0.00 | 0.04291353 | 0.05441646 | | 0.00 |
| WORKING INTEREST | Oct 21 | 1.0000 | 0.00 | | (140.95) | 0.00063359 | 0.00078042 | 0.00 | (0.11) |
| <i>Disposition Code: Marketing Fee</i> | | | | | | | | | |
| AD VALOREM TAX | Oct 21 | | | | 0.00 | 0.00063359 | 0.00078042 | | 0.00 |
| WORKING INTEREST | Jan 20 | 1.0000 | 0.00 | | (661.76) | 0.05190886 | 0.05190704 | 0.00 | (34.35) |
| PRODUCTION TAX | Jan 20 | | | | 63.52 | 0.05190886 | 0.05190704 | | 3.30 |
| WORKING INTEREST | Jan 20 | 1.0000 | 0.00 | | (661.76) | 0.00084478 | 0.00084623 | 0.00 | (0.56) |
| PRODUCTION TAX | Jan 20 | | | | 63.52 | 0.00084478 | 0.00084623 | | 0.05 |
| WORKING INTEREST | Feb 20 | 1.0000 | 0.00 | | (601.57) | 0.05190886 | 0.05191416 | 0.00 | (31.23) |
| PRODUCTION TAX | Feb 20 | | | | 57.75 | 0.05190886 | 0.05191416 | | 3.00 |
| WORKING INTEREST | Feb 20 | 1.0000 | 0.00 | | (601.57) | 0.00084478 | 0.00084778 | 0.00 | (0.51) |
| PRODUCTION TAX | Feb 20 | | | | 57.75 | 0.00084478 | 0.00084778 | | 0.05 |
| WORKING INTEREST | Jun 20 | 1.0000 | 0.00 | | (553.68) | 0.05190886 | 0.05190724 | 0.00 | (28.74) |
| PRODUCTION TAX | Jun 20 | | | | 53.15 | 0.05190886 | 0.05190724 | | 2.76 |
| WORKING INTEREST | Jun 20 | 1.0000 | 0.00 | | (553.68) | 0.00084478 | 0.00084887 | 0.00 | (0.47) |
| PRODUCTION TAX | Jun 20 | | | | 53.15 | 0.00084478 | 0.00084887 | | 0.04 |
| WORKING INTEREST | Jul 20 | 1.0000 | 0.00 | | (257.15) | 0.05190886 | 0.05191522 | 0.00 | (13.35) |
| PRODUCTION TAX | Jul 20 | | | | 24.68 | 0.05190886 | 0.05191522 | | 1.28 |
| WORKING INTEREST | Jul 20 | 1.0000 | 0.00 | | (257.15) | 0.00084478 | 0.00085553 | 0.00 | (0.22) |
| PRODUCTION TAX | Jul 20 | | | | 24.68 | 0.00084478 | 0.00085553 | | 0.02 |

Represented Unit of Measure: Gas = MCFs, Plant Products = GALs, Oil = BBLs

www.energylink.com

Generated on Thursday, December 16, 2021 9:52 AM

Page 5 of 18

© 2021 Enverus. All rights reserved. Unauthorized use prohibited.

164

165

Check Number 1216955

Owner 035904 SIANA OIL & GAS CO, LLC

Operator MEWBOURNE OIL COMPANY

| Type | Production Date | Property Values | | | | Owner Share | | | |
|--|-----------------|-----------------|-----------|-------|------------|----------------|-----------------------|--------|-----------|
| | | BTU | Volume | Price | Value | Owner Interest | Distribution Interest | Volume | Value |
| WORKING INTEREST | Oct 21 | 1.0000 | 0.00 | | (1,985.22) | 0.05190886 | 0.05190886 | 0.00 | (103.05) |
| PRODUCTION TAX | Oct 21 | | | | 184.85 | 0.05190886 | 0.05190886 | | 9.60 |
| WORKING INTEREST | Oct 21 | 1.0000 | 0.00 | | (1,985.22) | 0.00084478 | 0.00084625 | 0.00 | (1.68) |
| PRODUCTION TAX | Oct 21 | | | | 184.85 | 0.00084478 | 0.00084625 | | 0.16 |
| WORKING INTEREST | Oct 21 | 1.2900 | 18,793.74 | 7.54 | 141,689.93 | 0.04291353 | 0.04291356 | 806.53 | 6,080.42 |
| AD VALOREM TAX | Oct 21 | | | | (1,700.12) | 0.04291353 | 0.04291356 | | (83.40) |
| CONSERVATION TAX | Oct 21 | | | | (235.56) | 0.04291353 | 0.04291356 | | (11.58) |
| EMERGENCY SCHOOL TAX | Oct 21 | | | | (4,959.15) | 0.04291353 | 0.04291356 | | (243.25) |
| SEVERANCE TAX | Oct 21 | | | | (4,849.20) | 0.04291353 | 0.04291356 | | (228.04) |
| WORKING INTEREST | Oct 21 | 1.2900 | 18,793.74 | 7.54 | 141,689.93 | 0.00063359 | 0.00063357 | 11.91 | 89.77 |
| AD VALOREM TAX | Oct 21 | | | | (1,700.12) | 0.00063359 | 0.00063357 | | (1.23) |
| CONSERVATION TAX | Oct 21 | | | | (235.56) | 0.00063359 | 0.00063357 | | (0.17) |
| EMERGENCY SCHOOL TAX | Oct 21 | | | | (4,959.15) | 0.00063359 | 0.00063357 | | (3.59) |
| SEVERANCE TAX | Oct 21 | | | | (4,649.20) | 0.00063359 | 0.00063357 | | (3.37) |
| Total GAS | | | | | | | | 818.44 | 5,393.88 |
| OIL | | | | | | | | | |
| WORKING INTEREST | Oct 21 | | 0.00 | | (47.11) | 0.04291353 | 0.05434090 | 0.00 | (2.56) |
| <i>Disposition Code: Marketing Fee</i> | | | | | | | | | |
| AD VALOREM TAX | Oct 21 | | | | 0.00 | 0.04291353 | 0.05434090 | | 0.00 |
| WORKING INTEREST | Oct 21 | | 0.00 | | (47.11) | 0.00063359 | 0.00084908 | 0.00 | (0.04) |
| <i>Disposition Code: Marketing Fee</i> | | | | | | | | | |
| AD VALOREM TAX | Oct 21 | | | | 0.00 | 0.00063359 | 0.00084908 | | 0.00 |
| WORKING INTEREST | Oct 21 | | 3,140.63 | 80.12 | 251,612.20 | 0.04291353 | 0.04291354 | 134.80 | 10,797.57 |
| AD VALOREM TAX | Oct 21 | | | | (3,019.06) | 0.04291353 | 0.04291354 | | (148.09) |
| CONSERVATION TAX | Oct 21 | | | | (418.31) | 0.04291353 | 0.04291354 | | (20.54) |
| EMERGENCY SCHOOL TAX | Oct 21 | | | | (6,935.06) | 0.04291353 | 0.04291354 | | (340.14) |
| SEVERANCE TAX | Oct 21 | | | | (8,256.03) | 0.04291353 | 0.04291354 | | (404.92) |
| WORKING INTEREST | Oct 21 | | 3,140.63 | 80.12 | 251,612.20 | 0.00063359 | 0.00063359 | 1.99 | 159.42 |
| AD VALOREM TAX | Oct 21 | | | | (3,019.06) | 0.00063359 | 0.00063359 | | (2.19) |
| CONSERVATION TAX | Oct 21 | | | | (418.31) | 0.00063359 | 0.00063359 | | (0.30) |
| EMERGENCY SCHOOL TAX | Oct 21 | | | | (6,935.06) | 0.00063359 | 0.00063359 | | (5.02) |
| SEVERANCE TAX | Oct 21 | | | | (8,256.03) | 0.00063359 | 0.00063359 | | (5.98) |
| Total OIL | | | | | | | | 136.79 | 10,027.21 |
| Total Property | | | | | | | | | 15,421.09 |

Property: 62776000

IBEX 10 B30B FED COM 1H NM LEA

GAS

| | | | | | | | | | |
|--|--------|--------|------|--|----------|------------|------------|------|---------|
| WORKING INTEREST | Oct 21 | 1.0000 | 0.00 | | (4.86) | 0.02576796 | 0.03292181 | 0.00 | (0.16) |
| <i>Disposition Code: Marketing Fee</i> | | | | | | | | | |
| AD VALOREM TAX | Oct 21 | | | | 0.00 | 0.02576796 | 0.03292181 | | 0.00 |
| WORKING INTEREST | Oct 21 | 1.0000 | 0.00 | | (4.86) | 0.00086814 | 0.00205761 | 0.00 | (0.01) |
| <i>Disposition Code: Marketing Fee</i> | | | | | | | | | |
| AD VALOREM TAX | Oct 21 | | | | 0.00 | 0.00086814 | 0.00205761 | | 0.00 |
| WORKING INTEREST | Jan 20 | 1.0000 | 0.00 | | (452.38) | 0.03109320 | 0.03110217 | 0.00 | (14.07) |

Represented Unit of Measure: Gas = MCFs, Plant Products = GALS, Oil = BBLs

www.energylink.com

Generated on Thursday, December 16, 2021 9:52 AM

Page 6 of 18

© 2021 Enverus. All rights reserved. Unauthorized use prohibited.

165

166

Check Number 1216955

Owner 035904 SIANA OIL & GAS CO, LLC

Operator MEWBOURNE OIL COMPANY

| Type | Production Date | Property Values | | | | Owner Share | | | |
|---------------------------------|-----------------|-----------------|----------|-------|------------|----------------|-----------------------|--------|----------|
| | | BTU | Volume | Price | Value | Owner Interest | Distribution Interest | Volume | Value |
| PRODUCTION TAX | Jan 20 | | | | 43.42 | 0.03109320 | 0.03110217 | | 1.35 |
| WORKING INTEREST | Jan 20 | 1.0000 | 0.00 | | (452.38) | 0.00115751 | 0.00114948 | 0.00 | (0.52) |
| PRODUCTION TAX | Jan 20 | | | | 43.42 | 0.00115751 | 0.00114948 | | 0.05 |
| WORKING INTEREST | Feb 20 | 1.0000 | 0.00 | | (401.52) | 0.03109320 | 0.03108189 | 0.00 | (12.48) |
| PRODUCTION TAX | Feb 20 | | | | 38.54 | 0.03109320 | 0.03108189 | | 1.20 |
| WORKING INTEREST | Feb 20 | 1.0000 | 0.00 | | (401.52) | 0.00115751 | 0.00114565 | 0.00 | (0.46) |
| PRODUCTION TAX | Feb 20 | | | | 38.54 | 0.00115751 | 0.00114565 | | 0.04 |
| WORKING INTEREST | May 20 | 1.0000 | 0.00 | | (336.37) | 0.03109320 | 0.03109671 | 0.00 | (10.46) |
| PRODUCTION TAX | May 20 | | | | 32.29 | 0.03109320 | 0.03109671 | | 1.00 |
| WORKING INTEREST | May 20 | 1.0000 | 0.00 | | (336.37) | 0.00115751 | 0.00115844 | 0.00 | (0.39) |
| PRODUCTION TAX | May 20 | | | | 32.29 | 0.00115751 | 0.00115844 | | 0.04 |
| WORKING INTEREST | Jun 20 | 1.0000 | 0.00 | | (272.25) | 0.03109320 | 0.03107438 | 0.00 | (8.46) |
| PRODUCTION TAX | Jun 20 | | | | 26.13 | 0.03109320 | 0.03107438 | | 0.81 |
| WORKING INTEREST | Jun 20 | 1.0000 | 0.00 | | (272.25) | 0.00115751 | 0.00117539 | 0.00 | (0.32) |
| PRODUCTION TAX | Jun 20 | | | | 26.13 | 0.00115751 | 0.00117539 | | 0.03 |
| WORKING INTEREST | Jul 20 | 1.0000 | 0.00 | | (269.23) | 0.03109320 | 0.03108866 | 0.00 | (8.37) |
| PRODUCTION TAX | Jul 20 | | | | 25.84 | 0.03109320 | 0.03108866 | | 0.80 |
| WORKING INTEREST | Jul 20 | 1.0000 | 0.00 | | (269.23) | 0.00115751 | 0.00115143 | 0.00 | (0.31) |
| PRODUCTION TAX | Jul 20 | | | | 25.84 | 0.00115751 | 0.00115143 | | 0.03 |
| WORKING INTEREST | Oct 21 | 1.0000 | 0.00 | | (68.51) | 0.03109320 | 0.03109035 | 0.00 | (2.13) |
| PRODUCTION TAX | Oct 21 | | | | 6.38 | 0.03109320 | 0.03109035 | | 0.20 |
| WORKING INTEREST | Oct 21 | 1.0000 | 0.00 | | (68.51) | 0.00115751 | 0.00116771 | 0.00 | (0.08) |
| PRODUCTION TAX | Oct 21 | | | | 6.38 | 0.00115751 | 0.00116771 | | 0.01 |
| WORKING INTEREST | Oct 21 | 1.2900 | 648.64 | 7.54 | 4,890.23 | 0.02576796 | 0.02577179 | 16.74 | 126.03 |
| AD VALOREM TAX | Oct 21 | | | | (58.68) | 0.02576796 | 0.02577179 | | (1.73) |
| CONSERVATION TAX | Oct 21 | | | | (8.13) | 0.02576796 | 0.02577179 | | (0.24) |
| EMERGENCY SCHOOL TAX | Oct 21 | | | | (171.16) | 0.02576796 | 0.02577179 | | (5.06) |
| PRODUCTION TAX | Oct 21 | | | | 0.00 | 0.02576796 | 0.02577179 | | 0.00 |
| SEVERANCE TAX | Oct 21 | | | | (160.46) | 0.02576796 | 0.02577179 | | (4.74) |
| WORKING INTEREST | Oct 21 | 1.2900 | 648.64 | 7.54 | 4,890.23 | 0.00086814 | 0.00086908 | 0.56 | 4.25 |
| AD VALOREM TAX | Oct 21 | | | | (58.68) | 0.00086814 | 0.00086908 | | (0.06) |
| CONSERVATION TAX | Oct 21 | | | | (8.13) | 0.00086814 | 0.00086908 | | (0.01) |
| EMERGENCY SCHOOL TAX | Oct 21 | | | | (171.16) | 0.00086814 | 0.00086908 | | (0.17) |
| PRODUCTION TAX | Oct 21 | | | | 0.00 | 0.00086814 | 0.00086908 | | 0.00 |
| SEVERANCE TAX | Oct 21 | | | | (160.46) | 0.00086814 | 0.00086908 | | (0.16) |
| Total GAS | | | | | | | | 17.30 | 65.45 |
| OIL | | | | | | | | | |
| WORKING INTEREST | Oct 21 | | 0.00 | | (41.78) | 0.02576796 | 0.03350886 | 0.00 | (1.40) |
| Disposition Code: Marketing Fee | | | | | | | | | |
| AD VALOREM TAX | Oct 21 | | | | 0.00 | 0.02576796 | 0.03350886 | | 0.00 |
| WORKING INTEREST | Oct 21 | | 0.00 | | (41.78) | 0.00086814 | 0.00119674 | 0.00 | (0.05) |
| Disposition Code: Marketing Fee | | | | | | | | | |
| AD VALOREM TAX | Oct 21 | | | | 0.00 | 0.00086814 | 0.00119674 | | 0.00 |
| WORKING INTEREST | Oct 21 | | 2,785.58 | 80.12 | 223,167.30 | 0.02576796 | 0.02576802 | 71.81 | 5,750.58 |

Represented Unit of Measure: Gas = MCFs, Plant Products = GALs, Oil = BBLs

www.energylink.com

Generated on Thursday, December 16, 2021 9:52 AM

Page 7 of 18

© 2021 Enverus. All rights reserved. Unauthorized use prohibited.

166

167

Check Number 1216955

Owner 035904 SIANA OIL & GAS CO, LLC

Operator MEWBOURNE OIL COMPANY

| Type | Production Date | Property Values | | | | Owner Share | | | |
|----------------------|-----------------|-----------------|----------|-------|------------|----------------|-----------------------|--------|----------|
| | | BTU | Volume | Price | Value | Owner Interest | Distribution Interest | Volume | Value |
| AD VALOREM TAX | Oct 21 | | | | (2,677.76) | 0.02576796 | 0.02576802 | | (78.89) |
| CONSERVATION TAX | Oct 21 | | | | (371.02) | 0.02576796 | 0.02576802 | | (10.94) |
| EMERGENCY SCHOOL TAX | Oct 21 | | | | (6,151.05) | 0.02576796 | 0.02576802 | | (181.17) |
| PRODUCTION TAX | Oct 21 | | | | 0.00 | 0.02576796 | 0.02576802 | | 0.00 |
| SEVERANCE TAX | Oct 21 | | | | (7,322.68) | 0.02576796 | 0.02576802 | | (215.68) |
| WORKING INTEREST | Oct 21 | | 2,785.58 | 80.12 | 223,167.30 | 0.00086814 | 0.00086814 | 2.42 | 193.74 |
| AD VALOREM TAX | Oct 21 | | | | (2,677.76) | 0.00086814 | 0.00086814 | | (2.66) |
| CONSERVATION TAX | Oct 21 | | | | (371.02) | 0.00086814 | 0.00086814 | | (0.37) |
| EMERGENCY SCHOOL TAX | Oct 21 | | | | (6,151.05) | 0.00086814 | 0.00086814 | | (6.10) |
| PRODUCTION TAX | Oct 21 | | | | 0.00 | 0.00086814 | 0.00086814 | | 0.00 |
| SEVERANCE TAX | Oct 21 | | | | (7,322.68) | 0.00086814 | 0.00086814 | | (7.27) |
| Total Oil | | | | | | | | 74.23 | 5,439.79 |
| Total Property | | | | | | | | | 5,505.24 |

Property: 62906000

GAZELLE 22 B2MD FED COM 2H NM LEA

GAS

| | | | | | | | | | |
|--|--------|--------|------|--|----------|------------|------------|------|---------|
| WORKING INTEREST | Oct 21 | 1.0000 | 0.00 | | (3.97) | 0.15501887 | 0.19899244 | 0.00 | (0.79) |
| <i>Disposition Code: Marketing Fee</i> | | | | | | | | | |
| AD VALOREM TAX | Oct 21 | | | | 0.00 | 0.15501887 | 0.19899244 | | 0.00 |
| WORKING INTEREST | Oct 21 | 1.0000 | 0.00 | | (3.97) | 0.00121401 | 0.00251888 | 0.00 | (0.01) |
| <i>Disposition Code: Marketing Fee</i> | | | | | | | | | |
| AD VALOREM TAX | Oct 21 | | | | 0.00 | 0.00121401 | 0.00251888 | | 0.00 |
| WORKING INTEREST | Jan 20 | 1.0000 | 0.00 | | (201.19) | 0.19549819 | 0.19553656 | 0.00 | (39.34) |
| PRODUCTION TAX | Jan 20 | | | | 19.31 | 0.19549819 | 0.19553656 | | 3.77 |
| WORKING INTEREST | Jan 20 | 1.0000 | 0.00 | | (201.19) | 0.00149375 | 0.00149100 | 0.00 | (0.30) |
| PRODUCTION TAX | Jan 20 | | | | 19.31 | 0.00149375 | 0.00149100 | | 0.03 |
| WORKING INTEREST | Feb 20 | 1.0000 | 0.00 | | (149.57) | 0.19549819 | 0.19549375 | 0.00 | (29.24) |
| PRODUCTION TAX | Feb 20 | | | | 14.36 | 0.19549819 | 0.19549375 | | 2.81 |
| WORKING INTEREST | Feb 20 | 1.0000 | 0.00 | | (149.57) | 0.00149375 | 0.00147000 | 0.00 | (0.22) |
| PRODUCTION TAX | Feb 20 | | | | 14.36 | 0.00149375 | 0.00147000 | | 0.02 |
| WORKING INTEREST | May 20 | 1.0000 | 0.00 | | (54.06) | 0.19549819 | 0.19552349 | 0.00 | (10.57) |
| PRODUCTION TAX | May 20 | | | | 5.19 | 0.19549819 | 0.19552349 | | 1.02 |
| WORKING INTEREST | May 20 | 1.0000 | 0.00 | | (54.06) | 0.00149375 | 0.00147900 | 0.00 | (0.08) |
| PRODUCTION TAX | May 20 | | | | 5.19 | 0.00149375 | 0.00147900 | | 0.01 |
| WORKING INTEREST | Jun 20 | 1.0000 | 0.00 | | (69.81) | 0.19549819 | 0.19553073 | 0.00 | (13.65) |
| PRODUCTION TAX | Jun 20 | | | | 6.70 | 0.19549819 | 0.19553073 | | 1.31 |
| WORKING INTEREST | Jun 20 | 1.0000 | 0.00 | | (69.81) | 0.00149375 | 0.00143246 | 0.00 | (0.10) |
| PRODUCTION TAX | Jun 20 | | | | 6.70 | 0.00149375 | 0.00143246 | | 0.01 |
| WORKING INTEREST | Jul 20 | 1.0000 | 0.00 | | (116.94) | 0.19549819 | 0.19557038 | 0.00 | (22.87) |
| PRODUCTION TAX | Jul 20 | | | | 11.23 | 0.19549819 | 0.19557038 | | 2.20 |
| WORKING INTEREST | Jul 20 | 1.0000 | 0.00 | | (116.94) | 0.00149375 | 0.00145374 | 0.00 | (0.17) |
| PRODUCTION TAX | Jul 20 | | | | 11.23 | 0.00149375 | 0.00145374 | | 0.02 |
| WORKING INTEREST | Oct 21 | 1.0000 | 0.00 | | (27.15) | 0.19549819 | 0.19558011 | 0.00 | (5.31) |
| PRODUCTION TAX | Oct 21 | | | | 2.53 | 0.19549819 | 0.19558011 | | 0.50 |

Represented Unit of Measure: Gas = MCFs, Plant Products = GALS, Oil = BBLs

www.energylink.com

Generated on Thursday, December 16, 2021 9:52 AM

Page 8 of 18

© 2021 Enverus. All rights reserved. Unauthorized use prohibited.

167

168

| Check Number | | Owner | | Operator | | | | | | |
|--------------|---------------------------------|--------------------------------|-----------------------------------|-----------------------|------------|----------------|-----------------------|------------|-----------|-----------|
| 1218955 | | 035904 SIANA OIL & GAS CO, LLC | | MEWBOURNE OIL COMPANY | | | | | | |
| | | Property Values | | | | Owner Share | | | | |
| Type | Production Date | BTU | Volume | Price | Value | Owner Interest | Distribution Interest | Volume | Value | |
| GAS WELL GAS | WORKING INTEREST | Oct 21 | 1.0000 | 0.00 | (27.15) | 0.00149375 | 0.00147330 | 0.00 | (0.04) | |
| | PRODUCTION TAX | Oct 21 | | | 2.53 | 0.00149375 | 0.00147330 | | 0.00 | |
| | Total GAS | | | | | | | 0.00 | (110.89) | |
| | WORKING INTEREST | Oct 21 | 1.2300 | 519.32 | 7.26 | 3,768.01 | 0.15501887 | 0.15501020 | 80.51 | 584.08 |
| | AD VALOREM TAX | Oct 21 | | | (45.21) | 0.15501887 | 0.15501020 | | (8.05) | |
| | CONSERVATION TAX | Oct 21 | | | (6.26) | 0.15501887 | 0.15501020 | | (1.13) | |
| | EMERGENCY SCHOOL TAX | Oct 21 | | | (131.88) | 0.15501887 | 0.15501020 | | (23.41) | |
| | SEVERANCE TAX | Oct 21 | | | (123.64) | 0.15501887 | 0.15501020 | | (21.84) | |
| | WORKING INTEREST | Oct 21 | 1.2300 | 519.32 | 7.26 | 3,768.01 | 0.00121401 | 0.00121284 | 0.63 | 4.57 |
| | AD VALOREM TAX | Oct 21 | | | (45.21) | 0.00121401 | 0.00121284 | | (0.08) | |
| OIL | CONSERVATION TAX | Oct 21 | | | (6.26) | 0.00121401 | 0.00121284 | | (0.01) | |
| | EMERGENCY SCHOOL TAX | Oct 21 | | | (131.88) | 0.00121401 | 0.00121284 | | (0.18) | |
| | SEVERANCE TAX | Oct 21 | | | (123.64) | 0.00121401 | 0.00121284 | | (0.17) | |
| | Total GAS WELL GAS | | | | | | | 81.14 | 533.70 | |
| | WORKING INTEREST | Oct 21 | | 0.00 | (19.35) | 0.15501887 | 0.20000000 | 0.00 | (3.87) | |
| | Disposition Code: Marketing Fee | | | | | | | | | |
| | AD VALOREM TAX | Oct 21 | | | 0.00 | 0.15501887 | 0.20000000 | | 0.00 | |
| | WORKING INTEREST | Oct 21 | | 0.00 | (19.35) | 0.00121401 | 0.00155039 | 0.00 | (0.03) | |
| | Disposition Code: Marketing Fee | | | | | | | | | |
| | AD VALOREM TAX | Oct 21 | | | 0.00 | 0.00121401 | 0.00155039 | | 0.00 | |
| | WORKING INTEREST | Oct 21 | | 1,290.09 | 80.12 | 103,355.82 | 0.15501887 | 0.15501875 | 200.02 | 16,022.09 |
| | AD VALOREM TAX | Oct 21 | | | (1,240.15) | 0.15501887 | 0.15501875 | | (219.73) | |
| | CONSERVATION TAX | Oct 21 | | | (171.83) | 0.15501887 | 0.15501875 | | (30.47) | |
| | EMERGENCY SCHOOL TAX | Oct 21 | | | (2,848.74) | 0.15501887 | 0.15501875 | | (504.70) | |
| | SEVERANCE TAX | Oct 21 | | | (3,391.36) | 0.15501887 | 0.15501875 | | (600.81) | |
| | WORKING INTEREST | Oct 21 | | 1,290.09 | 80.12 | 103,355.82 | 0.00121401 | 0.00121396 | 1.57 | 125.47 |
| | AD VALOREM TAX | Oct 21 | | | (1,240.15) | 0.00121401 | 0.00121396 | | (1.72) | |
| | CONSERVATION TAX | Oct 21 | | | (171.83) | 0.00121401 | 0.00121396 | | (0.24) | |
| | EMERGENCY SCHOOL TAX | Oct 21 | | | (2,848.74) | 0.00121401 | 0.00121396 | | (3.95) | |
| | SEVERANCE TAX | Oct 21 | | | (3,391.36) | 0.00121401 | 0.00121396 | | (4.71) | |
| | Total OIL | | | | | | | 201.59 | 14,777.33 | |
| | Total Property | | | | | | | | 15,200.04 | |
| | Property: 62907000 | | GAZELLE 22 B2NC FED COM 2H NM LEA | | | | | | | |
| GAS WELL GAS | | | | | | | | | | |
| | OVERRIDING ROYALTY | Oct 21 | 1.2300 | 8,933.52 | 7.26 | 64,818.53 | 0.00802318 | 0.00802317 | 71.68 | 520.05 |
| | AD VALOREM TAX | Oct 21 | | | | (777.75) | 0.00802318 | 0.00802317 | | (7.13) |
| | CONSERVATION TAX | Oct 21 | | | | (107.76) | 0.00802318 | 0.00802317 | | (0.99) |
| | EMERGENCY SCHOOL TAX | Oct 21 | | | | (2,268.65) | 0.00802318 | 0.00802317 | | (20.80) |
| | SEVERANCE TAX | Oct 21 | | | | (2,126.86) | 0.00802318 | 0.00802317 | | (19.50) |
| | OVERRIDING ROYALTY | Oct 21 | 1.2300 | 8,933.52 | 7.26 | 64,818.53 | 0.00009432 | 0.00009473 | 0.80 | 6.14 |
| | AD VALOREM TAX | Oct 21 | | | | (777.75) | 0.00009432 | 0.00009473 | | (0.06) |
| | | | | | | | | | | |
| | | | | | | | | | | |
| | | | | | | | | | | |

Represented Unit of Measure: Gas = MCFs, Plant Products = GALs, Oil = BBLs

Generated on Thursday, December 16, 2021 9:52 AM

© 2021 Enverus. All rights reserved. Unauthorized use prohibited.

www.enveruslink.com

Page 9 of 18

168

169

| Check Number 1216955 | | Owner 035904 SIANA OIL & GAS CO, LLC | | Operator MEWBOURNE OIL COMPANY | | | | | |
|---|-----------------|--------------------------------------|-----------|--------------------------------|-------------|----------------|-----------------------|--------|----------|
| Type | Production Date | Property Values | | | | Owner Share | | | |
| | | BTU | Volume | Price | Value | Owner Interest | Distribution Interest | Volume | Value |
| CONSERVATION TAX | Oct 21 | | | | (107.76) | 0.00009432 | 0.00009473 | | 0.00 |
| EMERGENCY SCHOOL TAX | Oct 21 | | | | (2,268.65) | 0.00009432 | 0.00009473 | | (0.20) |
| SEVERANCE TAX | Oct 21 | | | | (2,126.86) | 0.00009432 | 0.00009473 | | (0.20) |
| Total GAS WELL GAS | | | | | | | | 72.48 | 477.31 |
| OIL | | | | | | | | | |
| OVERRIDING ROYALTY | Oct 21 | | 5,711.14 | 80.12 | 457,549.12 | 0.00802318 | 0.00802318 | 45.82 | 3,671.00 |
| AD VALOREM TAX | Oct 21 | | | | (5,490.07) | 0.00802318 | 0.00802318 | | (50.34) |
| CONSERVATION TAX | Oct 21 | | | | (760.68) | 0.00802318 | 0.00802318 | | (6.98) |
| EMERGENCY SCHOOL TAX | Oct 21 | | | | (12,611.20) | 0.00802318 | 0.00802318 | | (115.64) |
| SEVERANCE TAX | Oct 21 | | | | (15,013.33) | 0.00802318 | 0.00802318 | | (137.66) |
| OVERRIDING ROYALTY | Oct 21 | | 5,711.14 | 80.12 | 457,549.12 | 0.00009432 | 0.00009431 | 0.54 | 43.15 |
| AD VALOREM TAX | Oct 21 | | | | (5,490.07) | 0.00009432 | 0.00009431 | | (0.58) |
| CONSERVATION TAX | Oct 21 | | | | (760.68) | 0.00009432 | 0.00009431 | | (0.06) |
| EMERGENCY SCHOOL TAX | Oct 21 | | | | (12,611.20) | 0.00009432 | 0.00009431 | | (1.31) |
| SEVERANCE TAX | Oct 21 | | | | (15,013.33) | 0.00009432 | 0.00009431 | | (1.61) |
| Total OIL | | | | | | | | 46.36 | 3,389.97 |
| Total Property | | | | | | | | | 3,877.28 |
| Property: 62915000 CREEDENCE 21/16 W0ED ST COM 2H NM EDDY | | | | | | | | | |
| GAS | | | | | | | | | |
| WORKING INTEREST | Oct 21 | 1.0000 | 0.00 | | (271.00) | 0.00477272 | 0.00638376 | 0.00 | (1.73) |
| <i>Disposition Code: Marketing Fee</i> | | | | | | | | | |
| AD VALOREM TAX | Oct 21 | | | | 0.00 | 0.00477272 | 0.00638376 | | 0.00 |
| Total GAS | | | | | | | | 0.00 | (1.73) |
| GAS WELL GAS | | | | | | | | | |
| WORKING INTEREST | Oct 21 | 1.3100 | 35,423.84 | 8.41 | 297,762.59 | 0.00477272 | 0.00477273 | 169.07 | 1,421.14 |
| AD VALOREM TAX | Oct 21 | | | | (2,986.62) | 0.00477272 | 0.00477273 | | (16.04) |
| CONSERVATION TAX | Oct 21 | | | | (502.89) | 0.00477272 | 0.00477273 | | (2.70) |
| EMERGENCY SCHOOL TAX | Oct 21 | | | | (10,587.11) | 0.00477272 | 0.00477273 | | (56.85) |
| SEVERANCE TAX | Oct 21 | | | | (9,925.42) | 0.00477272 | 0.00477273 | | (53.30) |
| Total GAS WELL GAS | | | | | | | | 169.07 | 1,292.25 |
| OIL | | | | | | | | | |
| WORKING INTEREST | Oct 21 | | 0.00 | | (183.41) | 0.00477272 | 0.00637915 | 0.00 | (1.17) |
| <i>Disposition Code: Marketing Fee</i> | | | | | | | | | |
| AD VALOREM TAX | Oct 21 | | | | 0.00 | 0.00477272 | 0.00637915 | | 0.00 |
| WORKING INTEREST | Oct 21 | | 12,227.58 | 80.06 | 978,899.70 | 0.00477272 | 0.00477272 | 58.36 | 4,672.01 |
| AD VALOREM TAX | Oct 21 | | | | (9,818.58) | 0.00477272 | 0.00477272 | | (52.72) |
| CONSERVATION TAX | Oct 21 | | | | (1,653.25) | 0.00477272 | 0.00477272 | | (8.88) |
| EMERGENCY SCHOOL TAX | Oct 21 | | | | (27,409.19) | 0.00477272 | 0.00477272 | | (147.17) |
| SEVERANCE TAX | Oct 21 | | | | (32,629.99) | 0.00477272 | 0.00477272 | | (175.20) |
| Total OIL | | | | | | | | 58.36 | 4,286.87 |
| Total Property | | | | | | | | | 5,577.39 |

Represented Unit of Measure: Gas = MCFs, Plant Products = GALS, Oil = BBLs

www.energylink.com

Generated on Thursday, December 16, 2021 9:52 AM

Page 10 of 18

© 2021 Enverus. All rights reserved. Unauthorized use prohibited.

169

170

Check Number 1216955

Owner 035904 SIANA OIL & GAS CO, LLC

Operator MEWBOURNE OIL COMPANY

| | Type | Production Date | Property Values | | | | Owner Share | | | |
|--------------|---------------------------------|--|-----------------|-----------|-------|-------------|----------------|-----------------------|----------|----------|
| | | | BTU | Volume | Price | Value | Owner Interest | Distribution Interest | Volume | Value |
| Property: | 62916000 | CREEDENCE 21/16 W1ED ST COM 1H NM EDDY | | | | | | | | |
| GAS | WORKING INTEREST | Oct 21 | 1.0000 | 0.00 | | (253.78) | 0.00477272 | 0.00638348 | 0.00 | (1.62) |
| | Disposition Code: Marketing Fee | | | | | | | | | |
| | AD VALOREM TAX | Oct 21 | | | | 0.00 | 0.00477272 | 0.00638348 | | 0.00 |
| | | | | | | | | Total GAS | 0.00 | (1.62) |
| GAS WELL GAS | WORKING INTEREST | Oct 21 | 1.3100 | 33,172.72 | 8.41 | 278,840.32 | 0.00477272 | 0.00477273 | 158.33 | 1,330.83 |
| | AD VALOREM TAX | Oct 21 | | | | (2,796.83) | 0.00477272 | 0.00477273 | | (15.02) |
| | CONSERVATION TAX | Oct 21 | | | | (470.93) | 0.00477272 | 0.00477273 | | (2.53) |
| | EMERGENCY SCHOOL TAX | Oct 21 | | | | (9,914.32) | 0.00477272 | 0.00477273 | | (53.24) |
| | SEVERANCE TAX | Oct 21 | | | | (9,294.68) | 0.00477272 | 0.00477273 | | (49.81) |
| | | | | | | | | Total GAS WELL GAS | 158.33 | 1,210.13 |
| OIL | WORKING INTEREST | Oct 21 | | 0.00 | | (122.77) | 0.00477272 | 0.00635334 | 0.00 | (0.78) |
| | Disposition Code: Marketing Fee | | | | | | | | | |
| | AD VALOREM TAX | Oct 21 | | | | 0.00 | 0.00477272 | 0.00635334 | | 0.00 |
| | WORKING INTEREST | Oct 21 | | 8,184.78 | 80.06 | 655,246.48 | 0.00477272 | 0.00477272 | 39.07 | 3,127.31 |
| | AD VALOREM TAX | Oct 21 | | | | (8,572.27) | 0.00477272 | 0.00477272 | | (35.29) |
| | CONSERVATION TAX | Oct 21 | | | | (1,106.64) | 0.00477272 | 0.00477272 | | (5.95) |
| | EMERGENCY SCHOOL TAX | Oct 21 | | | | (18,346.90) | 0.00477272 | 0.00477272 | | (98.51) |
| | SEVERANCE TAX | Oct 21 | | | | (21,841.55) | 0.00477272 | 0.00477272 | | (117.28) |
| | | | | | | | | Total OIL | 39.07 | 2,869.50 |
| | | | | | | | Total Property | | 4,078.01 | |
| Property: | 62958000 | GAZELLE 22 B3MD FED COM 1H NM LEA | | | | | | | | |
| GAS | WORKING INTEREST | Oct 21 | 1.0000 | 0.00 | | (32.85) | 0.15501887 | 0.19969559 | 0.00 | (6.56) |
| | Disposition Code: Marketing Fee | | | | | | | | | |
| | AD VALOREM TAX | Oct 21 | | | | 0.00 | 0.15501887 | 0.19969559 | | 0.00 |
| | WORKING INTEREST | Oct 21 | 1.0000 | 0.00 | | (32.85) | 0.00121401 | 0.00152207 | 0.00 | (0.05) |
| | Disposition Code: Marketing Fee | | | | | | | | | |
| | AD VALOREM TAX | Oct 21 | | | | 0.00 | 0.00121401 | 0.00152207 | | 0.00 |
| | WORKING INTEREST | Jan 20 | 1.0000 | 0.00 | | (167.80) | 0.19549819 | 0.19553039 | 0.00 | (32.81) |
| | PRODUCTION TAX | Jan 20 | | | | 16.11 | 0.19549819 | 0.19553039 | | 3.15 |
| | WORKING INTEREST | Jan 20 | 1.0000 | 0.00 | | (167.80) | 0.00149375 | 0.00148900 | 0.00 | (0.25) |
| | PRODUCTION TAX | Jan 20 | | | | 16.11 | 0.00149375 | 0.00148900 | | 0.02 |
| | WORKING INTEREST | Feb 20 | 1.0000 | 0.00 | | (127.26) | 0.19549819 | 0.19550526 | 0.00 | (24.86) |
| | PRODUCTION TAX | Feb 20 | | | | 12.22 | 0.19549819 | 0.19550526 | | 2.39 |
| | WORKING INTEREST | Feb 20 | 1.0000 | 0.00 | | (127.26) | 0.00149375 | 0.00149300 | 0.00 | (0.19) |
| | PRODUCTION TAX | Feb 20 | | | | 12.22 | 0.00149375 | 0.00149300 | | 0.02 |
| | WORKING INTEREST | May 20 | 1.0000 | 0.00 | | (262.90) | 0.19549819 | 0.19551180 | 0.00 | (51.40) |

Represented Unit of Measure: Gas = MCFs, Plant Products = GALs, Oil = BBLs

www.enerqylink.com

Generated on Thursday, December 16, 2021 9:52 AM

Page 11 of 18

© 2021 Enverus. All rights reserved. Unauthorized use prohibited.

170

171

Check Number 1216955

Owner 035904 SIANA OIL & GAS CO, LLC

Operator MEWBOURNE OIL COMPANY

| Type | Production Date | Property Values | | | | Owner Share | | | |
|---------------------------------|-----------------|-----------------|----------|-------|------------|--------------------|-----------------------|--------|------------|
| | | BTU | Volume | Price | Value | Owner Interest | Distribution Interest | Volume | Value |
| PRODUCTION TAX | May 20 | | | | 25.24 | 0.19549819 | 0.19551160 | | 4.94 |
| WORKING INTEREST | May 20 | 1.0000 | 0.00 | | (262.90) | 0.00149375 | 0.00148300 | 0.00 | (0.39) |
| PRODUCTION TAX | May 20 | | | | 25.24 | 0.00149375 | 0.00148300 | | 0.04 |
| WORKING INTEREST | Jun 20 | 1.0000 | 0.00 | | (194.81) | 0.19549819 | 0.19552384 | 0.00 | (38.09) |
| PRODUCTION TAX | Jun 20 | | | | 18.70 | 0.19549819 | 0.19552384 | | 3.66 |
| WORKING INTEREST | Jun 20 | 1.0000 | 0.00 | | (194.81) | 0.00149375 | 0.00148863 | 0.00 | (0.29) |
| PRODUCTION TAX | Jun 20 | | | | 18.70 | 0.00149375 | 0.00148863 | | 0.03 |
| WORKING INTEREST | Jul 20 | 1.0000 | 0.00 | | (111.61) | 0.19549819 | 0.19550220 | 0.00 | (21.82) |
| PRODUCTION TAX | Jul 20 | | | | 10.71 | 0.19549819 | 0.19550220 | | 2.09 |
| WORKING INTEREST | Jul 20 | 1.0000 | 0.00 | | (111.61) | 0.00149375 | 0.00152316 | 0.00 | (0.17) |
| PRODUCTION TAX | Jul 20 | | | | 10.71 | 0.00149375 | 0.00152316 | | 0.02 |
| WORKING INTEREST | Oct 21 | 1.0000 | 0.00 | | (224.50) | 0.19549819 | 0.19550111 | 0.00 | (43.89) |
| PRODUCTION TAX | Oct 21 | | | | 20.90 | 0.19549819 | 0.19550111 | | 4.08 |
| WORKING INTEREST | Oct 21 | 1.0000 | 0.00 | | (224.50) | 0.00149375 | 0.00151448 | 0.00 | (0.34) |
| PRODUCTION TAX | Oct 21 | | | | 20.90 | 0.00149375 | 0.00151448 | | 0.03 |
| | | | | | | Total GAS | | 0.00 | (200.66) |
| GAS WELL GAS | | | | | | | | | |
| WORKING INTEREST | Oct 21 | 1.2300 | 4,293.66 | 7.26 | 31,153.31 | 0.15501887 | 0.15501948 | 665.59 | 4,829.37 |
| AD VALOREM TAX | Oct 21 | | | | (373.80) | 0.15501887 | 0.15501948 | | (66.23) |
| CONSERVATION TAX | Oct 21 | | | | (51.79) | 0.15501887 | 0.15501948 | | (9.23) |
| EMERGENCY SCHOOL TAX | Oct 21 | | | | (1,090.37) | 0.15501887 | 0.15501948 | | (193.19) |
| SEVERANCE TAX | Oct 21 | | | | (1,022.22) | 0.15501887 | 0.15501948 | | (181.13) |
| WORKING INTEREST | Oct 21 | 1.2300 | 4,293.66 | 7.26 | 31,153.31 | 0.00121401 | 0.00121400 | 5.21 | 37.82 |
| AD VALOREM TAX | Oct 21 | | | | (373.80) | 0.00121401 | 0.00121400 | | (0.52) |
| CONSERVATION TAX | Oct 21 | | | | (51.79) | 0.00121401 | 0.00121400 | | (0.07) |
| EMERGENCY SCHOOL TAX | Oct 21 | | | | (1,090.37) | 0.00121401 | 0.00121400 | | (1.51) |
| SEVERANCE TAX | Oct 21 | | | | (1,022.22) | 0.00121401 | 0.00121400 | | (1.42) |
| | | | | | | Total GAS WELL GAS | | 670.80 | 4,413.88 |
| OIL | | | | | | | | | |
| WORKING INTEREST | Oct 21 | | 0.00 | | (41.80) | 0.15501887 | 0.19952153 | 0.00 | (8.34) |
| Disposition Code: Marketing Fee | | | | | | | | | |
| AD VALOREM TAX | Oct 21 | | | | 0.00 | 0.15501887 | 0.19952153 | | 0.00 |
| WORKING INTEREST | Oct 21 | | 0.00 | | (41.80) | 0.00121401 | 0.00167464 | 0.00 | (0.07) |
| Disposition Code: Marketing Fee | | | | | | | | | |
| AD VALOREM TAX | Oct 21 | | | | 0.00 | 0.00121401 | 0.00167464 | | 0.00 |
| WORKING INTEREST | Oct 21 | | 2,786.96 | 80.12 | 223,277.86 | 0.15501887 | 0.15501886 | 432.03 | 34,612.28 |
| AD VALOREM TAX | Oct 21 | | | | (2,679.08) | 0.15501887 | 0.15501886 | | (474.64) |
| CONSERVATION TAX | Oct 21 | | | | (371.20) | 0.15501887 | 0.15501886 | | (65.78) |
| EMERGENCY SCHOOL TAX | Oct 21 | | | | (6,154.10) | 0.15501887 | 0.15501886 | | (1,090.31) |
| SEVERANCE TAX | Oct 21 | | | | (7,326.30) | 0.15501887 | 0.15501886 | | (1,297.96) |
| WORKING INTEREST | Oct 21 | | 2,786.96 | 80.12 | 223,277.86 | 0.00121401 | 0.00121400 | 3.38 | 271.06 |
| AD VALOREM TAX | Oct 21 | | | | (2,679.08) | 0.00121401 | 0.00121400 | | (3.72) |
| CONSERVATION TAX | Oct 21 | | | | (371.20) | 0.00121401 | 0.00121400 | | (0.52) |
| EMERGENCY SCHOOL TAX | Oct 21 | | | | (6,154.10) | 0.00121401 | 0.00121400 | | (8.54) |
| SEVERANCE TAX | Oct 21 | | | | (7,326.30) | 0.00121401 | 0.00121400 | | (10.16) |

Represented Unit of Measure: Gas = MCFs, Plant Products = GALs, Oil = BBLs

www.energylink.com

Generated on Thursday, December 16, 2021 9:52 AM

Page 12 of 18

© 2021 Enverus. All rights reserved. Unauthorized use prohibited.

171

172

| Check Number | | 1215955 | | Owner | | 035904 SIANA OIL & GAS CO, LLC | | Operator | | MEWBOURNE OIL COMPANY | |
|--------------|--|---------|--|-------|--|--------------------------------|--|----------|--|-----------------------|--|
| | | | | | | | | | | | |
| | | | | | | | | | | | |
| | | | | | | | | | | | |
| | | | | | | | | | | | |
| | | | | | | | | | | | |
| | | | | | | | | | | | |
| | | | | | | | | | | | |
| | | | | | | | | | | | |
| | | | | | | | | | | | |
| | | | | | | | | | | | |
| | | | | | | | | | | | |
| | | | | | | | | | | | |
| | | | | | | | | | | | |
| | | | | | | | | | | | |
| | | | | | | | | | | | |
| | | | | | | | | | | | |
| | | | | | | | | | | | |
| | | | | | | | | | | | |
| | | | | | | | | | | | |
| | | | | | | | | | | | |
| | | | | | | | | | | | |
| | | | | | | | | | | | |
| | | | | | | | | | | | |
| | | | | | | | | | | | |
| | | | | | | | | | | | |
| | | | | | | | | | | | |
| | | | | | | | | | | | |
| | | | | | | | | | | | |
| | | | | | | | | | | | |
| | | | | | | | | | | | |
| | | | | | | | | | | | |
| | | | | | | | | | | | |
| | | | | | | | | | | | |
| | | | | | | | | | | | |
| | | | | | | | | | | | |
| | | | | | | | | | | | |
| | | | | | | | | | | | |
| | | | | | | | | | | | |
| | | | | | | | | | | | |
| | | | | | | | | | | | |
| | | | | | | | | | | | |
| | | | | | | | | | | | |
| | | | | | | | | | | | |
| | | | | | | | | | | | |
| | | | | | | | | | | | |
| | | | | | | | | | | | |
| | | | | | | | | | | | |
| | | | | | | | | | | | |
| | | | | | | | | | | | |
| | | | | | | | | | | | |
| | | | | | | | | | | | |
| | | | | | | | | | | | |
| | | | | | | | | | | | |
| | | | | | | | | | | | |
| | | | | | | | | | | | |
| | | | | | | | | | | | |
| | | | | | | | | | | | |
| | | | | | | | | | | | |
| | | | | | | | | | | | |
| | | | | | | | | | | | |
| | | | | | | | | | | | |
| | | | | | | | | | | | |
| | | | | | | | | | | | |
| | | | | | | | | | | | |
| | | | | | | | | | | | |
| | | | | | | | | | | | |
| | | | | | | | | | | | |
| | | | | | | | | | | | |
| | | | | | | | | | | | |
| | | | | | | | | | | | |
| | | | | | | | | | | | |
| | | | | | | | | | | | |
| | | | | | | | | | | | |
| | | | | | | | | | | | |
| | | | | | | | | | | | |
| | | | | | | | | | | | |
| | | | | | | | | | | | |
| | | | | | | | | | | | |
| | | | | | | | | | | | |
| | | | | | | | | | | | |
| | | | | | | | | | | | |
| | | | | | | | | | | | |
| | | | | | | | | | | | |
| | | | | | | | | | | | |
| | | | | | | | | | | | |
| | | | | | | | | | | | |
| | | | | | | | | | | | |
| | | | | | | | | | | | |
| | | | | | | | | | | | |
| | | | | | | | | | | | |

Represented Unit of Measure: Gas = MCFs, Plant Products = GALs, Oil = BBLs

www.energylink.com

Generated on Thursday, December 16, 2021 9:52 AM

Page 13 of 18

© 2021 Enverus. All rights reserved. Unauthorized use prohibited.

172

173

[illegible]

www.energylink.com

Represented Unit of Measure: Gas = MCFs, Plant Products = GALs, Oil = BBLs

Generated on Thursday, December 16, 2021 9:52 AM

© 2021 Enverus. All rights reserved. Unauthorized use prohibited.

Page 14 of 18

173

174

| Check Number 1216955 | | Owner 035904 SIANA OIL & GAS CO, LLC | | Operator MEWBOURNE OIL COMPANY | | | | | |
|--|-----------------|--------------------------------------|-------------|--------------------------------|-------------|----------------|-----------------------|-------------|---------------|
| Type | Production Date | Property Values | | | | Owner Share | | | |
| | | BTU | Volume | Price | Value | Owner Interest | Distribution Interest | Volume | Value |
| AD VALOREM TAX | Feb 21 | | | | 0.00 | 0.00040427 | 0.00055900 | | 0.00 |
| WORKING INTEREST | Mar 21 | 1.0000 | 0.00 | | 457.34 | 0.00040427 | 0.00054600 | 0.00 | 0.25 |
| <i>Disposition Code: Marketing Fee</i> | | | | | | | | | |
| AD VALOREM TAX | Mar 21 | | | | 0.00 | 0.00040427 | 0.00054600 | | 0.00 |
| WORKING INTEREST | Apr 21 | 1.0000 | 0.00 | | 258.56 | 0.00040427 | 0.00054100 | 0.00 | 0.14 |
| <i>Disposition Code: Marketing Fee</i> | | | | | | | | | |
| AD VALOREM TAX | Apr 21 | | | | 0.00 | 0.00040427 | 0.00054100 | | 0.00 |
| WORKING INTEREST | May 21 | 1.0000 | 0.00 | | 281.50 | 0.00040427 | 0.00053200 | 0.00 | 0.15 |
| <i>Disposition Code: Marketing Fee</i> | | | | | | | | | |
| AD VALOREM TAX | May 21 | | | | 0.00 | 0.00040427 | 0.00053200 | | 0.00 |
| WORKING INTEREST | Jun 21 | 1.0000 | 0.00 | | 269.75 | 0.00040427 | 0.00055600 | 0.00 | 0.15 |
| <i>Disposition Code: Marketing Fee</i> | | | | | | | | | |
| AD VALOREM TAX | Jun 21 | | | | 0.00 | 0.00040427 | 0.00055600 | | 0.00 |
| WORKING INTEREST | Jul 21 | 1.0000 | 0.00 | | 237.71 | 0.00040427 | 0.00054600 | 0.00 | 0.13 |
| <i>Disposition Code: Marketing Fee</i> | | | | | | | | | |
| AD VALOREM TAX | Jul 21 | | | | 0.00 | 0.00040427 | 0.00054600 | | 0.00 |
| WORKING INTEREST | Aug 21 | 1.0000 | 0.00 | | 320.93 | 0.00040427 | 0.00052900 | 0.00 | 0.17 |
| <i>Disposition Code: Marketing Fee</i> | | | | | | | | | |
| AD VALOREM TAX | Aug 21 | | | | 0.00 | 0.00040427 | 0.00052900 | | 0.00 |
| WORKING INTEREST | Sep 21 | 1.0000 | 0.00 | | 242.32 | 0.00040427 | 0.00053600 | 0.00 | 0.13 |
| <i>Disposition Code: Marketing Fee</i> | | | | | | | | | |
| AD VALOREM TAX | Sep 21 | | | | 0.00 | 0.00040427 | 0.00053600 | | 0.00 |
| WORKING INTEREST | Oct 21 | 1.0000 | 0.00 | | 6,353.26 | 0.00053902 | 0.00053831 | 0.00 | 3.42 |
| PRODUCTION TAX | Oct 21 | | | | (591.57) | 0.00053902 | 0.00053831 | | (0.32) |
| WORKING INTEREST | Oct 21 | 1.0000 | 0.00 | | (6,353.26) | 0.00053902 | 0.00053831 | 0.00 | (3.42) |
| PRODUCTION TAX | Oct 21 | | | | 591.57 | 0.00053902 | 0.00053831 | | 0.32 |
| WORKING INTEREST | Oct 21 | 1.0000 | 0.00 | | (6,353.26) | 0.00053902 | 0.00053831 | 0.00 | (3.42) |
| PRODUCTION TAX | Oct 21 | | | | 591.57 | 0.00053902 | 0.00053831 | | 0.32 |
| Total GAS | | | | | | | | 0.00 | (1.81) |
| GAS WELL GAS | | | | | | | | | |
| WORKING INTEREST | Dec 20 | 1.3000 | (212.39) | 2.39 | (507.41) | 0.00040427 | 0.00041300 | (0.09) | (0.21) |
| AD VALOREM TAX | Dec 20 | | | | 8.88 | 0.00040427 | 0.00041300 | | 0.00 |
| CONSERVATION TAX | Dec 20 | | | | 0.84 | 0.00040427 | 0.00041300 | | 0.00 |
| EMERGENCY SCHOOL TAX | Dec 20 | | | | 17.76 | 0.00040427 | 0.00041300 | | 0.01 |
| SEVERANCE TAX | Dec 20 | | | | 16.65 | 0.00040427 | 0.00041300 | | 0.01 |
| WORKING INTEREST | Jan 21 | 1.3000 | (9,915.72) | 3.14 | (31,111.67) | 0.00040427 | 0.00040400 | (4.01) | (12.58) |
| AD VALOREM TAX | Jan 21 | | | | 421.65 | 0.00040427 | 0.00040400 | | 0.19 |
| CONSERVATION TAX | Jan 21 | | | | 51.72 | 0.00040427 | 0.00040400 | | 0.02 |
| EMERGENCY SCHOOL TAX | Jan 21 | | | | 1,088.91 | 0.00040427 | 0.00040400 | | 0.50 |
| SEVERANCE TAX | Jan 21 | | | | 1,020.85 | 0.00040427 | 0.00040400 | | 0.47 |
| WORKING INTEREST | Feb 21 | 1.3000 | (30,219.05) | 3.13 | (94,435.17) | 0.00040427 | 0.00040400 | (12.22) | (38.18) |
| AD VALOREM TAX | Feb 21 | | | | 1,279.87 | 0.00040427 | 0.00040400 | | 0.59 |
| CONSERVATION TAX | Feb 21 | | | | 157.00 | 0.00040427 | 0.00040400 | | 0.07 |
| EMERGENCY SCHOOL TAX | Feb 21 | | | | 3,305.23 | 0.00040427 | 0.00040400 | | 1.53 |
| SEVERANCE TAX | Feb 21 | | | | 3,098.65 | 0.00040427 | 0.00040400 | | 1.43 |

Represented Unit of Measure: Gas = MCFs, Plant Products = GALs, Oil = BBLs

Generated on Thursday, December 16, 2021 9:52 AM

Page 15 of 18

www.energylink.com

© 2021 Enverus. All rights reserved. Unauthorized use prohibited.

174

175

| Check Number | | 1216955 | | Owner | | 035904 SIANA OIL & GAS CO, LLC | | Operator | | MEWBOURNE OIL COMPANY | |
|---------------------------------|-----------------|-----------------|-------------|-------|--------------|--------------------------------|-----------------------|----------|----------|-----------------------|--|
| Type | Production Date | Property Values | | | | Owner Share | | | | | |
| | | BTU | Volume | Price | Value | Owner Interest | Distribution Interest | Volume | Value | | |
| WORKING INTEREST | Jul 21 | 1.2600 | (30,903.72) | 4.55 | (140,538.28) | 0.00040427 | 0.00040400 | (12.49) | (56.82) | | |
| AD VALOREM TAX | Jul 21 | | | | 1,904.70 | 0.00040427 | 0.00040400 | | 0.88 | | |
| CONSERVATION TAX | Jul 21 | | | | 233.64 | 0.00040427 | 0.00040400 | | 0.11 | | |
| EMERGENCY SCHOOL TAX | Jul 21 | | | | 4,918.84 | 0.00040427 | 0.00040400 | | 2.27 | | |
| SEVERANCE TAX | Jul 21 | | | | 4,611.41 | 0.00040427 | 0.00040400 | | 2.13 | | |
| WORKING INTEREST | Sep 21 | 1.2200 | (31,503.39) | 5.12 | (161,302.27) | 0.00040427 | 0.00040400 | (12.74) | (65.21) | | |
| AD VALOREM TAX | Sep 21 | | | | 1,935.45 | 0.00040427 | 0.00040400 | | 0.89 | | |
| CONSERVATION TAX | Sep 21 | | | | 268.17 | 0.00040427 | 0.00040400 | | 0.12 | | |
| EMERGENCY SCHOOL TAX | Sep 21 | | | | 5,645.58 | 0.00040427 | 0.00040400 | | 2.61 | | |
| SEVERANCE TAX | Sep 21 | | | | 5,292.73 | 0.00040427 | 0.00040400 | | 2.45 | | |
| WORKING INTEREST | Apr 21 | 1.2900 | (33,614.59) | 2.77 | (93,018.73) | 0.00040427 | 0.00040400 | (13.59) | (37.60) | | |
| AD VALOREM TAX | Apr 21 | | | | 1,260.67 | 0.00040427 | 0.00040400 | | 0.58 | | |
| CONSERVATION TAX | Apr 21 | | | | 154.64 | 0.00040427 | 0.00040400 | | 0.07 | | |
| EMERGENCY SCHOOL TAX | Apr 21 | | | | 3,255.66 | 0.00040427 | 0.00040400 | | 1.50 | | |
| SEVERANCE TAX | Apr 21 | | | | 3,052.18 | 0.00040427 | 0.00040400 | | 1.41 | | |
| WORKING INTEREST | Jun 21 | 1.2600 | (35,068.54) | 3.76 | (131,987.33) | 0.00040427 | 0.00040400 | (14.18) | (53.36) | | |
| AD VALOREM TAX | Jun 21 | | | | 1,788.81 | 0.00040427 | 0.00040400 | | 0.83 | | |
| CONSERVATION TAX | Jun 21 | | | | 219.43 | 0.00040427 | 0.00040400 | | 0.10 | | |
| EMERGENCY SCHOOL TAX | Jun 21 | | | | 4,619.56 | 0.00040427 | 0.00040400 | | 2.13 | | |
| SEVERANCE TAX | Jun 21 | | | | 4,330.83 | 0.00040427 | 0.00040400 | | 2.00 | | |
| WORKING INTEREST | May 21 | 1.2200 | (36,596.73) | 2.68 | (97,970.75) | 0.00040427 | 0.00040400 | (14.80) | (39.61) | | |
| AD VALOREM TAX | May 21 | | | | 1,327.79 | 0.00040427 | 0.00040400 | | 0.61 | | |
| CONSERVATION TAX | May 21 | | | | 162.88 | 0.00040427 | 0.00040400 | | 0.08 | | |
| EMERGENCY SCHOOL TAX | May 21 | | | | 3,428.98 | 0.00040427 | 0.00040400 | | 1.58 | | |
| SEVERANCE TAX | May 21 | | | | 3,214.67 | 0.00040427 | 0.00040400 | | 1.49 | | |
| WORKING INTEREST | Aug 21 | 1.2200 | (41,722.55) | 4.53 | (188,923.80) | 0.00040427 | 0.00040400 | (16.87) | (76.38) | | |
| AD VALOREM TAX | Aug 21 | | | | 2,560.46 | 0.00040427 | 0.00040400 | | 1.18 | | |
| CONSERVATION TAX | Aug 21 | | | | 314.09 | 0.00040427 | 0.00040400 | | 0.15 | | |
| EMERGENCY SCHOOL TAX | Aug 21 | | | | 6,612.33 | 0.00040427 | 0.00040400 | | 3.06 | | |
| SEVERANCE TAX | Aug 21 | | | | 6,199.06 | 0.00040427 | 0.00040400 | | 2.86 | | |
| WORKING INTEREST | Mar 21 | 1.3000 | (59,457.32) | 3.07 | (182,340.44) | 0.00040427 | 0.00040400 | (24.04) | (73.71) | | |
| AD VALOREM TAX | Mar 21 | | | | 2,471.24 | 0.00040427 | 0.00040400 | | 1.14 | | |
| CONSERVATION TAX | Mar 21 | | | | 303.14 | 0.00040427 | 0.00040400 | | 0.14 | | |
| EMERGENCY SCHOOL TAX | Mar 21 | | | | 6,381.92 | 0.00040427 | 0.00040400 | | 2.95 | | |
| SEVERANCE TAX | Mar 21 | | | | 5,983.05 | 0.00040427 | 0.00040400 | | 2.76 | | |
| Total GAS WELL GAS | | | | | | | | (125.03) | (410.76) | | |
| OIL | | | | | | | | | | | |
| WORKING INTEREST | Jan 21 | | 0.00 | | 68.51 | 0.00040427 | 0.00058300 | 0.00 | 0.04 | | |
| Disposition Code: Marketing Fee | | | | | | | | | | | |
| AD VALOREM TAX | Jan 21 | | | | 0.00 | 0.00040427 | 0.00058300 | | 0.00 | | |
| WORKING INTEREST | Feb 21 | | 0.00 | | 282.22 | 0.00040427 | 0.00053100 | 0.00 | 0.15 | | |
| Disposition Code: Marketing Fee | | | | | | | | | | | |
| AD VALOREM TAX | Feb 21 | | | | 0.00 | 0.00040427 | 0.00053100 | | 0.00 | | |
| WORKING INTEREST | Mar 21 | | 0.00 | | 529.95 | 0.00040427 | 0.00054700 | 0.00 | 0.29 | | |
| Disposition Code: Marketing Fee | | | | | | | | | | | |

Represented Unit of Measure: Gas = MCFs, Plant Products = GALs, Oil = BBLs

Generated on Thursday, December 16, 2021 9:52 AM

Page 16 of 18

www.energylink.com

© 2021 Enverus. All rights reserved. Unauthorized use prohibited.

175

176

Check Number 1216955

Owner 035904 SIANA OIL & GAS CO, LLC

Operator MEWBOURNE OIL COMPANY

| Type | Production Date | Property Values | | | | Owner Share | | | |
|--|-----------------|-----------------|--------|-------|----------------|----------------|-----------------------|--------|----------|
| | | BTU | Volume | Price | Value | Owner Interest | Distribution Interest | Volume | Value |
| AD VALOREM TAX | Mar 21 | | | | 0.00 | 0.00040427 | 0.00054700 | | 0.00 |
| WORKING INTEREST | Apr 21 | | 0.00 | | 297.72 | 0.00040427 | 0.00053700 | 0.00 | 0.16 |
| <i>Disposition Code: Marketing Fee</i> | | | | | | | | | |
| AD VALOREM TAX | Apr 21 | | | | 0.00 | 0.00040427 | 0.00053700 | | 0.00 |
| WORKING INTEREST | May 21 | | 0.00 | | 292.10 | 0.00040427 | 0.00054700 | 0.00 | 0.16 |
| <i>Disposition Code: Marketing Fee</i> | | | | | | | | | |
| AD VALOREM TAX | May 21 | | | | 0.00 | 0.00040427 | 0.00054700 | | 0.00 |
| WORKING INTEREST | Jun 21 | | 0.00 | | 242.09 | 0.00040427 | 0.00053600 | 0.00 | 0.13 |
| <i>Disposition Code: Marketing Fee</i> | | | | | | | | | |
| AD VALOREM TAX | Jun 21 | | | | 0.00 | 0.00040427 | 0.00053600 | | 0.00 |
| WORKING INTEREST | Jul 21 | | 0.00 | | 203.68 | 0.00040427 | 0.00054000 | 0.00 | 0.11 |
| <i>Disposition Code: Marketing Fee</i> | | | | | | | | | |
| AD VALOREM TAX | Jul 21 | | | | 0.00 | 0.00040427 | 0.00054000 | | 0.00 |
| WORKING INTEREST | Aug 21 | | 0.00 | | 189.97 | 0.00040427 | 0.00052600 | 0.00 | 0.10 |
| <i>Disposition Code: Marketing Fee</i> | | | | | | | | | |
| AD VALOREM TAX | Aug 21 | | | | 0.00 | 0.00040427 | 0.00052600 | | 0.00 |
| WORKING INTEREST | Sep 21 | | 0.00 | | 136.23 | 0.00040427 | 0.00051300 | 0.00 | 0.07 |
| <i>Disposition Code: Marketing Fee</i> | | | | | | | | | |
| AD VALOREM TAX | Sep 21 | | | | 0.00 | 0.00040427 | 0.00051300 | | 0.00 |
| WORKING INTEREST | Jan 21 | (4,567.44) | 48.30 | | (220,602.21) | 0.00040427 | 0.00040400 | (1.85) | (89.18) |
| AD VALOREM TAX | Jan 21 | | | | 2,989.79 | 0.00040427 | 0.00040400 | | 1.38 |
| CONSERVATION TAX | Jan 21 | | | | 366.75 | 0.00040427 | 0.00040400 | | 0.17 |
| EMERGENCY SCHOOL TAX | Jan 21 | | | | 6,080.35 | 0.00040427 | 0.00040400 | | 2.81 |
| SEVERANCE TAX | Jan 21 | | | | 7,238.51 | 0.00040427 | 0.00040400 | | 3.34 |
| WORKING INTEREST | Sep 21 | (9,081.96) | 70.21 | | (637,661.67) | 0.00040427 | 0.00040400 | (3.67) | (257.79) |
| AD VALOREM TAX | Sep 21 | | | | 7,651.22 | 0.00040427 | 0.00040400 | | 3.54 |
| CONSERVATION TAX | Sep 21 | | | | 1,060.11 | 0.00040427 | 0.00040400 | | 0.49 |
| EMERGENCY SCHOOL TAX | Sep 21 | | | | 17,575.55 | 0.00040427 | 0.00040400 | | 8.12 |
| SEVERANCE TAX | Sep 21 | | | | 20,923.27 | 0.00040427 | 0.00040400 | | 9.67 |
| WORKING INTEREST | Aug 21 | (12,664.69) | 66.58 | | (843,236.59) | 0.00040427 | 0.00040400 | (5.12) | (340.90) |
| AD VALOREM TAX | Aug 21 | | | | 11,428.28 | 0.00040427 | 0.00040400 | | 5.28 |
| CONSERVATION TAX | Aug 21 | | | | 1,401.88 | 0.00040427 | 0.00040400 | | 0.65 |
| EMERGENCY SCHOOL TAX | Aug 21 | | | | 23,241.71 | 0.00040427 | 0.00040400 | | 10.74 |
| SEVERANCE TAX | Aug 21 | | | | 27,668.70 | 0.00040427 | 0.00040400 | | 12.78 |
| WORKING INTEREST | Jul 21 | (13,578.90) | 71.54 | | (971,460.30) | 0.00040427 | 0.00040400 | (5.49) | (392.73) |
| AD VALOREM TAX | Jul 21 | | | | 13,166.08 | 0.00040427 | 0.00040400 | | 6.08 |
| CONSERVATION TAX | Jul 21 | | | | 1,615.05 | 0.00040427 | 0.00040400 | | 0.75 |
| EMERGENCY SCHOOL TAX | Jul 21 | | | | 26,775.87 | 0.00040427 | 0.00040400 | | 12.37 |
| SEVERANCE TAX | Jul 21 | | | | 31,876.04 | 0.00040427 | 0.00040400 | | 14.73 |
| WORKING INTEREST | Jun 21 | (16,139.42) | 69.91 | | (1,128,255.21) | 0.00040427 | 0.00040400 | (6.52) | (456.12) |
| AD VALOREM TAX | Jun 21 | | | | 15,291.10 | 0.00040427 | 0.00040400 | | 7.06 |
| CONSERVATION TAX | Jun 21 | | | | 1,875.72 | 0.00040427 | 0.00040400 | | 0.87 |
| EMERGENCY SCHOOL TAX | Jun 21 | | | | 31,097.53 | 0.00040427 | 0.00040400 | | 14.37 |
| SEVERANCE TAX | Jun 21 | | | | 37,020.87 | 0.00040427 | 0.00040400 | | 17.10 |
| WORKING INTEREST | Feb 21 | (18,814.88) | 54.12 | | (1,018,332.54) | 0.00040427 | 0.00040400 | (7.61) | (411.68) |

Represented Unit of Measure: Gas = MCFs, Plant Products = GALs, Oil = BBLs

www.energylink.com

Generated on Thursday, December 16, 2021 9:52 AM

Page 17 of 18

© 2021 Enverus. All rights reserved. Unauthorized use prohibited.

176

177

Check Number 1216955

Owner 035904 SIANA OIL & GAS CO, LLC

Operator MEWBOURNE OIL COMPANY

| Type | Production Date | Property Values | | | | Owner Share | | | |
|----------------------|-----------------|-----------------|--------|-------|----------------|----------------|-----------------------|---------|------------|
| | | BTU | Volume | Price | Value | Owner Interest | Distribution Interest | Volume | Value |
| AD VALOREM TAX | Feb 21 | | | | 13,801.33 | 0.00040427 | 0.00040400 | | 6.38 |
| CONSERVATION TAX | Feb 21 | | | | 1,692.98 | 0.00040427 | 0.00040400 | | 0.78 |
| EMERGENCY SCHOOL TAX | Feb 21 | | | | 28,067.79 | 0.00040427 | 0.00040400 | | 12.97 |
| SEVERANCE TAX | Feb 21 | | | | 33,414.04 | 0.00040427 | 0.00040400 | | 15.44 |
| WORKING INTEREST | May 21 | (19,473.37) | | 63.63 | (1,239,115.85) | 0.00040427 | 0.00040400 | (7.87) | (500.94) |
| AD VALOREM TAX | May 21 | | | | 16,793.58 | 0.00040427 | 0.00040400 | | 7.76 |
| CONSERVATION TAX | May 21 | | | | 2,060.03 | 0.00040427 | 0.00040400 | | 0.95 |
| EMERGENCY SCHOOL TAX | May 21 | | | | 34,153.13 | 0.00040427 | 0.00040400 | | 15.78 |
| SEVERANCE TAX | May 21 | | | | 40,658.49 | 0.00040427 | 0.00040400 | | 18.79 |
| WORKING INTEREST | Apr 21 | (19,847.83) | | 60.63 | (1,203,449.35) | 0.00040427 | 0.00040400 | (8.02) | (486.52) |
| AD VALOREM TAX | Apr 21 | | | | 16,310.20 | 0.00040427 | 0.00040400 | | 7.54 |
| CONSERVATION TAX | Apr 21 | | | | 2,000.73 | 0.00040427 | 0.00040400 | | 0.92 |
| EMERGENCY SCHOOL TAX | Apr 21 | | | | 33,170.07 | 0.00040427 | 0.00040400 | | 15.33 |
| SEVERANCE TAX | Apr 21 | | | | 39,488.18 | 0.00040427 | 0.00040400 | | 18.24 |
| WORKING INTEREST | Mar 21 | (35,329.91) | | 61.95 | (2,188,716.19) | 0.00040427 | 0.00040400 | (14.28) | (884.83) |
| AD VALOREM TAX | Mar 21 | | | | 29,663.40 | 0.00040427 | 0.00040400 | | 13.71 |
| CONSERVATION TAX | Mar 21 | | | | 3,638.74 | 0.00040427 | 0.00040400 | | 1.68 |
| EMERGENCY SCHOOL TAX | Mar 21 | | | | 60,326.49 | 0.00040427 | 0.00040400 | | 27.87 |
| SEVERANCE TAX | Mar 21 | | | | 71,817.25 | 0.00040427 | 0.00040400 | | 33.18 |
| Total OIL | | | | | | | | (60.43) | (3,489.86) |
| Total Property | | | | | | | | | (3,902.43) |

| | Owner Gross Value | Owner Deductions | Owner Taxes | Non Revenue Deductions | Owner Net Value |
|-------------|-------------------|------------------|-------------|------------------------|-----------------|
| Check Total | 159,598.94 | (145,956.06) | (13,642.88) | | 0.00 |

Represented Unit of Measure Gas = MCFs, Plant Products = GALs, Oil = BBLs

Generated on Thursday, December 16, 2021 9:52 AM

© 2021 Enverus. All rights reserved. Unauthorized use prohibited.

Page 18 of 18



Exhibit H
Siana Oil and Gas, LLC
NMOCD Case No. 22378
July 7, 2022

Revenue Statement

Owner

035904
SIANA OIL & GAS CO, LLC
TOM M RAGSDALE
P O BOX 2246
CONROE, TX 77305

Operator

MEWBOURNE OIL COMPANY
REVENUE DISBURSEMENT ACCOUNT
P O BOX 7698
TYLER, TX 75711-7698
(903) 561-2900
ownerrelations@mewbourne.com

Check

| | |
|--------------|----------------|
| Check Number | 1247409 |
| Check Amount | 62,007.83 |
| Check Date | April 15, 2022 |
| Check Type | ACH |

Copyright Notice

© 2022 Enverus. All rights reserved. Unauthorized use prohibited.

Data, reports, user interface, software and other content which is accessed by users through EnergyLink constitutes copyright protected content owned by Enverus. Any unauthorized copying, scraping, downloading, transmission, redistribution, reproduction, republishing or other duplication of copyright protected content is a violation of Canadian and US federal copyright laws and may be subject to legal action. Other than PDF copies for use in an unmodified format by authorized users, no one has permission to copy, scrape, download, retransmit, redistribute, reproduce, republish, duplicate, modify or make public for commercial use this copyright protected content, in any form, without the express written permission of Enverus.

| Owner Code | | Type | Production Date | Property Values | | | | Owner Share | | | |
|---------------------------------|----------------------|---------------------|--|-----------------|----------|-------|------------|----------------|-----------------------|-----------------|-------|
| | | | | BTU | Volume | Price | Value | Owner Interest | Distribution Interest | Volume | Value |
| Property: | Operator 00005000 | Owner No CC Xref | JIB CLEARING - REVENUE, State: TX, County: 999 | | | | | | | | |
| GAS !Xref Error | | JIB OFFSET | Apr 22 | | | | 0.00 | 0.00000000 | 0.00000000 | (36,960.19) | |
| | | | | | | | | Total GAS | | (36,960.19) | |
| | | | | | | | | Total Property | | (36,960.19) | |
| Property: | Operator 62390000 | Owner PRONG1H1 | PRONGHORN 15 B3BO FED COM 1H, State: NM, County: LEA | | | | | | | | |
| OIL !Xref Error | | WORKING INTEREST | Oct 21 | | 0.00 | | 34.68 | 0.05402784 | 0.06862700 | 0.00 2.38 | |
| Disposition Code: Marketing Fee | | | | | | | | | | | |
| !Xref Error | | AD VALOREM TAX | Oct 21 | | | | 0.00 | 0.05402784 | 0.06862700 | 0.00 | |
| !Xref Error | | WORKING INTEREST | Oct 21 | | 0.00 | | (34.68) | 0.05402784 | 0.06862700 | 0.00 (2.38) | |
| Disposition Code: Marketing Fee | | | | | | | | | | | |
| !Xref Error | | AD VALOREM TAX | Oct 21 | | | | 0.00 | 0.05402784 | 0.06862700 | 0.00 | |
| !Xref Error | | WORKING INTEREST | Nov 21 | | 0.00 | | 34.22 | 0.05402784 | 0.06867300 | 0.00 2.35 | |
| Disposition Code: Marketing Fee | | | | | | | | | | | |
| !Xref Error | | AD VALOREM TAX | Nov 21 | | | | 0.00 | 0.05402784 | 0.06867300 | 0.00 | |
| !Xref Error | | WORKING INTEREST | Nov 21 | | 0.00 | | (34.22) | 0.05402784 | 0.06867300 | 0.00 (2.35) | |
| Disposition Code: Marketing Fee | | | | | | | | | | | |
| !Xref Error | | AD VALOREM TAX | Nov 21 | | | | 0.00 | 0.05402784 | 0.06867300 | 0.00 | |
| !Xref Error | | WORKING INTEREST | Feb 22 | | 0.00 | | (47.48) | 0.05402784 | 0.06866049 | 0.00 (3.26) | |
| Disposition Code: Marketing Fee | | | | | | | | | | | |
| !Xref Error | | AD VALOREM TAX | Feb 22 | | | | 0.00 | 0.05402784 | 0.06866049 | 0.00 | |
| !Xref Error | | WORKING INTEREST | Nov 21 | | 2,281.60 | 77.30 | 176,373.84 | 0.05402784 | 0.05402700 | 123.29 9,529.10 | |
| !Xref Error | | AD VALOREM TAX | Nov 21 | | | | (2,116.29) | 0.05402784 | 0.05402700 | (130.68) | |

Represented Unit of Measure: Gas = MCFs, Plant Products = GALs, Oil = BBLs

Generated on Friday, June 24, 2022 2:24 PM

© 2022 Enverus. All rights reserved. Unauthorized use prohibited.

| Check Number | 1247409 | Owner | 035904 SIANA OIL & GAS CO, LLC | | | | Operator | MEWBOURNE OIL COMPANY | | | |
|----------------|----------------------|-----------------|--------------------------------|------------|-------|--------------|----------------|-----------------------|----------|-------------|--|
| Owner Code | Type | Production Date | Property Values | | | | Owner Share | | | | |
| | | | BTU | Volume | Price | Value | Owner Interest | Distribution Interest | Volume | Value | |
| !Xref Error | CONSERVATION TAX | Nov 21 | | | | (370.39) | 0.05402784 | 0.05402700 | | (22.88) | |
| !Xref Error | EMERGENCY SCHOOL TAX | Nov 21 | | | | (4,861.30) | 0.05402784 | 0.05402700 | | (300.19) | |
| !Xref Error | PRODUCTION TAX | Nov 21 | | | | 0.00 | 0.05402784 | 0.05402700 | | 0.00 | |
| !Xref Error | SEVERANCE TAX | Nov 21 | | | | (5,787.27) | 0.05402784 | 0.05402700 | | (357.36) | |
| !Xref Error | WORKING INTEREST | Nov 21 | | (2,281.60) | 77.30 | (176,373.84) | 0.05402784 | 0.05402700 | (123.29) | (9,529.10) | |
| !Xref Error | AD VALOREM TAX | Nov 21 | | | | 2,116.29 | 0.05402784 | 0.05402700 | | 130.68 | |
| !Xref Error | CONSERVATION TAX | Nov 21 | | | | 293.22 | 0.05402784 | 0.05402700 | | 18.12 | |
| !Xref Error | EMERGENCY SCHOOL TAX | Nov 21 | | | | 4,861.30 | 0.05402784 | 0.05402700 | | 300.19 | |
| !Xref Error | PRODUCTION TAX | Nov 21 | | | | 0.00 | 0.05402784 | 0.05402700 | | 0.00 | |
| !Xref Error | SEVERANCE TAX | Nov 21 | | | | 5,787.27 | 0.05402784 | 0.05402700 | | 357.36 | |
| !Xref Error | WORKING INTEREST | Oct 21 | | 2,312.12 | 80.12 | 185,235.96 | 0.05402784 | 0.05402700 | 124.95 | 10,007.90 | |
| !Xref Error | AD VALOREM TAX | Oct 21 | | | | (2,222.62) | 0.05402784 | 0.05402700 | | (137.26) | |
| !Xref Error | CONSERVATION TAX | Oct 21 | | | | (389.00) | 0.05402784 | 0.05402700 | | (24.04) | |
| !Xref Error | EMERGENCY SCHOOL TAX | Oct 21 | | | | (5,105.57) | 0.05402784 | 0.05402700 | | (315.27) | |
| !Xref Error | PRODUCTION TAX | Oct 21 | | | | 0.00 | 0.05402784 | 0.05402700 | | 0.00 | |
| !Xref Error | SEVERANCE TAX | Oct 21 | | | | (6,078.06) | 0.05402784 | 0.05402700 | | (375.33) | |
| !Xref Error | WORKING INTEREST | Oct 21 | | (2,312.12) | 80.12 | (185,235.96) | 0.05402784 | 0.05402700 | (124.95) | (10,007.90) | |
| !Xref Error | AD VALOREM TAX | Oct 21 | | | | 2,222.62 | 0.05402784 | 0.05402700 | | 137.26 | |
| !Xref Error | CONSERVATION TAX | Oct 21 | | | | 307.95 | 0.05402784 | 0.05402700 | | 19.04 | |
| !Xref Error | EMERGENCY SCHOOL TAX | Oct 21 | | | | 5,105.57 | 0.05402784 | 0.05402700 | | 315.27 | |
| !Xref Error | PRODUCTION TAX | Oct 21 | | | | 0.00 | 0.05402784 | 0.05402700 | | 0.00 | |
| !Xref Error | SEVERANCE TAX | Oct 21 | | | | 6,078.06 | 0.05402784 | 0.05402700 | | 375.33 | |
| !Xref Error | WORKING INTEREST | Feb 22 | | 3,165.32 | 91.57 | 289,839.49 | 0.05402784 | 0.05402783 | 171.03 | 15,659.40 | |
| !Xref Error | AD VALOREM TAX | Feb 22 | | | | (3,477.75) | 0.05402784 | 0.05402783 | | (214.76) | |
| !Xref Error | CONSERVATION TAX | Feb 22 | | | | (608.66) | 0.05402784 | 0.05402783 | | (37.60) | |
| !Xref Error | EMERGENCY SCHOOL TAX | Feb 22 | | | | (7,988.70) | 0.05402784 | 0.05402783 | | (493.29) | |
| !Xref Error | PRODUCTION TAX | Feb 22 | | | | 0.00 | 0.05402784 | 0.05402783 | | 0.00 | |
| !Xref Error | SEVERANCE TAX | Feb 22 | | | | (9,510.36) | 0.05402784 | 0.05402783 | | (587.24) | |
| Total OIL | | | | | | | | | 171.03 | 14,313.49 | |
| Total Property | | | | | | | | | | 14,313.49 | |

| Operator | | Owner | | Property: 62391000 PRONG1H2 PRONGHORN 15 B3CN FED COM 1H, State: NM, County: LEA | | | | | | |
|---------------------------------|----------------------|--------|--------|--|------|-----------|------------|------------|--------|----------|
| GAS | | | | | | | | | | |
| 702.1 | WORKING INTEREST | Feb 22 | 1.0000 | 0.00 | | (24.75) | 0.05391420 | 0.06828283 | 0.00 | (1.69) |
| Disposition Code: Marketing Fee | | | | | | | | | | |
| IXref Error | AD VALOREM TAX | Feb 22 | | | | 0.00 | 0.05391420 | 0.06828283 | | 0.00 |
| 702.1 | WORKING INTEREST | Feb 22 | 1.0000 | 0.00 | | (349.14) | 0.06837475 | 0.06836799 | 0.00 | (23.87) |
| IXref Error | PRODUCTION TAX | Feb 22 | | | | 32.51 | 0.06837475 | 0.06836799 | | 2.22 |
| 702.1 | WORKING INTEREST | Feb 22 | 1.2800 | 3,300.50 | 6.43 | 21,238.35 | 0.05391420 | 0.05391521 | 177.97 | 1,145.07 |
| IXref Error | AD VALOREM TAX | Feb 22 | | | | (254.84) | 0.05391420 | 0.05391521 | | (15.72) |
| IXref Error | CONSERVATION TAX | Feb 22 | | | | (35.31) | 0.05391420 | 0.05391521 | | (2.19) |
| IXref Error | EMERGENCY SCHOOL TAX | Feb 22 | | | | (743.34) | 0.05391420 | 0.05391521 | | (45.83) |
| GAS.TXSEV | SEVERANCE TAX | Feb 22 | | | | (696.88) | 0.05391420 | 0.05391521 | | (42.95) |
| Total GAS | | | | | | | | | 177.97 | 1,015.04 |

Represented Unit of Measure: Gas = MCFs, Plant Products = GALs, Oil = BBLs

Generated on Friday, June 24, 2022 2:24 PM

© 2022 Enverus. All rights reserved. Unauthorized use prohibited.

| Check Number | 1247409 | Owner | 035904 SIANA OIL & GAS CO, LLC | | | | Operator | MEWBOURNE OIL COMPANY | | | |
|----------------|---------------------------------|------------------|--|----------|-------|------------|----------------|-----------------------|--------|----------|--|
| Owner Code | Type | Production Date | Property Values | | | | Owner Share | | | | |
| | | | BTU | Volume | Price | Value | Owner Interest | Distribution Interest | Volume | Value | |
| OIL | | | | | | | | | | | |
| !Xref Error | WORKING INTEREST | Feb 22 | | 0.00 | | (24.75) | 0.05391420 | 0.06828283 | 0.00 | (1.69) | |
| | Disposition Code: Marketing Fee | | | | | | | | | | |
| !Xref Error | AD VALOREM TAX | Feb 22 | | | | 0.00 | 0.05391420 | 0.06828283 | | 0.00 | |
| !Xref Error | WORKING INTEREST | Feb 22 | | 1,650.22 | 91.57 | 151,106.02 | 0.05391420 | 0.05391413 | 88.98 | 8,146.75 | |
| !Xref Error | AD VALOREM TAX | Feb 22 | | | | (1,813.10) | 0.05391420 | 0.05391413 | | (111.73) | |
| !Xref Error | CONSERVATION TAX | Feb 22 | | | | (317.32) | 0.05391420 | 0.05391413 | | (19.57) | |
| !Xref Error | EMERGENCY SCHOOL TAX | Feb 22 | | | | (4,164.86) | 0.05391420 | 0.05391413 | | (256.65) | |
| !Xref Error | SEVERANCE TAX | Feb 22 | | | | (4,958.17) | 0.05391420 | 0.05391413 | | (305.52) | |
| Total OIL | | | | | | | | | 88.98 | 7,451.59 | |
| Total Property | | | | | | | | | | 8,466.63 | |
| Property: | Operator 62392000 | Owner PRONG1H | PRONGHORN 15 B3DM FED COM 1H, State: NM, County: LEA | | | | | | | | |
| GAS | | | | | | | | | | | |
| 702.1 | WORKING INTEREST | Feb 22 | 1.0000 | 0.00 | | (46.03) | 0.05328145 | 0.06886813 | 0.00 | (3.17) | |
| | Disposition Code: Marketing Fee | | | | | | | | | | |
| !Xref Error | AD VALOREM TAX | Feb 22 | | | | 0.00 | 0.05328145 | 0.06886813 | | 0.00 | |
| 702.1 | WORKING INTEREST | Feb 22 | 1.0000 | 0.00 | | (649.28) | 0.06837475 | 0.06836804 | 0.00 | (44.39) | |
| !Xref Error | PRODUCTION TAX | Feb 22 | | | | 60.46 | 0.06837475 | 0.06836804 | | 4.13 | |
| 702.1 | WORKING INTEREST | Feb 22 | 1.2800 | 6,137.73 | 6.43 | 39,495.62 | 0.05328145 | 0.05328135 | 327.04 | 2,104.38 | |
| !Xref Error | AD VALOREM TAX | Feb 22 | | | | (473.90) | 0.05328145 | 0.05328135 | | (28.88) | |
| !Xref Error | CONSERVATION TAX | Feb 22 | | | | (65.66) | 0.05328145 | 0.05328135 | | (4.03) | |
| !Xref Error | EMERGENCY SCHOOL TAX | Feb 22 | | | | (1,382.35) | 0.05328145 | 0.05328135 | | (84.19) | |
| GAS.TXSEV | SEVERANCE TAX | Feb 22 | | | | (1,295.95) | 0.05328145 | 0.05328135 | | (78.94) | |
| Total GAS | | | | | | | | | 327.04 | 1,864.91 | |
| OIL | | | | | | | | | | | |
| !Xref Error | WORKING INTEREST | Feb 22 | | 0.00 | | (18.76) | 0.05328145 | 0.06876333 | 0.00 | (1.29) | |
| | Disposition Code: Marketing Fee | | | | | | | | | | |
| !Xref Error | AD VALOREM TAX | Feb 22 | | | | 0.00 | 0.05328145 | 0.06876333 | | 0.00 | |
| !Xref Error | WORKING INTEREST | Feb 22 | | 1,250.35 | 91.57 | 114,491.05 | 0.05328145 | 0.05328146 | 66.64 | 6,100.25 | |
| !Xref Error | AD VALOREM TAX | Feb 22 | | | | (1,373.76) | 0.05328145 | 0.05328146 | | (83.67) | |
| !Xref Error | CONSERVATION TAX | Feb 22 | | | | (240.43) | 0.05328145 | 0.05328146 | | (14.67) | |
| !Xref Error | EMERGENCY SCHOOL TAX | Feb 22 | | | | (3,155.66) | 0.05328145 | 0.05328146 | | (192.18) | |
| !Xref Error | SEVERANCE TAX | Feb 22 | | | | (3,756.74) | 0.05328145 | 0.05328146 | | (228.78) | |
| Total OIL | | | | | | | | | 66.64 | 5,579.66 | |
| Total Property | | | | | | | | | | 7,444.57 | |
| Property: | Operator 62774000 | Owner IBEX10 | IBEX 10 B3MD FED COM 1H, State: NM, County: LEA | | | | | | | | |
| OIL | | | | | | | | | | | |
| !Xref Error | WORKING INTEREST | Feb 22 | | 0.00 | | (18.19) | 0.04291353 | 0.05497526 | 0.00 | (1.00) | |
| | Disposition Code: Marketing Fee | | | | | | | | | | |
| !Xref Error | AD VALOREM TAX | Feb 22 | | | | 0.00 | 0.04291353 | 0.05497526 | | 0.00 | |
| !Xref Error | WORKING INTEREST | Feb 22 | | 0.00 | | (18.19) | 0.00063359 | 0.00054975 | 0.00 | (0.01) | |

Represented Unit of Measure: Gas = MCFs, Plant Products = GALs, Oil = BBLs

Generated on Friday, June 24, 2022 2:24 PM

© 2022 Enverus. All rights reserved. Unauthorized use prohibited.

| Check Number | 1247409 | Owner | 035904 SIANA OIL & GAS CO, LLC | | | | Operator | MEWBOURNE OIL COMPANY | | | |
|---|----------------------|-----------------|--------------------------------|----------|-------|------------|----------------|-----------------------|--------|----------|--|
| Owner Code | Type | Production Date | Property Values | | | | Owner Share | | | | |
| | | | BTU | Volume | Price | Value | Owner Interest | Distribution Interest | Volume | Value | |
| Disposition Code: Marketing Fee | | | | | | | | | | | |
| !Xref Error | AD VALOREM TAX | Feb 22 | | | | 0.00 | 0.00063359 | 0.00054975 | | 0.00 | |
| !Xref Error | WORKING INTEREST | Feb 22 | | 1,212.97 | 91.57 | 111,068.27 | 0.04291353 | 0.04291361 | 52.08 | 4,766.34 | |
| !Xref Error | AD VALOREM TAX | Feb 22 | | | | (1,332.69) | 0.04291353 | 0.04291361 | | (65.38) | |
| !Xref Error | CONSERVATION TAX | Feb 22 | | | | (233.24) | 0.04291353 | 0.04291361 | | (11.47) | |
| !Xref Error | EMERGENCY SCHOOL TAX | Feb 22 | | | | (3,061.32) | 0.04291353 | 0.04291361 | | (150.17) | |
| !Xref Error | SEVERANCE TAX | Feb 22 | | | | (3,644.43) | 0.04291353 | 0.04291361 | | (178.75) | |
| !Xref Error | WORKING INTEREST | Feb 22 | | 1,212.97 | 91.57 | 111,068.27 | 0.00063359 | 0.00063357 | 0.77 | 70.37 | |
| !Xref Error | AD VALOREM TAX | Feb 22 | | | | (1,332.69) | 0.00063359 | 0.00063357 | | (0.97) | |
| !Xref Error | CONSERVATION TAX | Feb 22 | | | | (233.24) | 0.00063359 | 0.00063357 | | (0.17) | |
| !Xref Error | EMERGENCY SCHOOL TAX | Feb 22 | | | | (3,061.32) | 0.00063359 | 0.00063357 | | (2.22) | |
| !Xref Error | SEVERANCE TAX | Feb 22 | | | | (3,644.43) | 0.00063359 | 0.00063357 | | (2.64) | |
| Total OIL | | | | | | | | | 52.85 | 4,423.93 | |
| Total Property | | | | | | | | | | 4,423.93 | |
| Operator: 62775000 Owner: IBEX1 IBEX 10 B3NC FED COM 1H, State: NM, County: LEA | | | | | | | | | | | |
| OIL | | | | | | | | | | | |
| !Xref Error | WORKING INTEREST | Feb 22 | | 0.00 | | (23.89) | 0.04291353 | 0.05441607 | 0.00 | (1.30) | |
| Disposition Code: Marketing Fee | | | | | | | | | | | |
| !Xref Error | AD VALOREM TAX | Feb 22 | | | | 0.00 | 0.04291353 | 0.05441607 | | 0.00 | |
| !Xref Error | WORKING INTEREST | Feb 22 | | 0.00 | | (23.89) | 0.00063359 | 0.00083717 | 0.00 | (0.02) | |
| Disposition Code: Marketing Fee | | | | | | | | | | | |
| !Xref Error | AD VALOREM TAX | Feb 22 | | | | 0.00 | 0.00063359 | 0.00083717 | | 0.00 | |
| !Xref Error | WORKING INTEREST | Feb 22 | | 1,592.81 | 91.57 | 145,849.15 | 0.04291353 | 0.04291359 | 68.37 | 6,258.91 | |
| !Xref Error | AD VALOREM TAX | Feb 22 | | | | (1,750.03) | 0.04291353 | 0.04291359 | | (85.86) | |
| !Xref Error | CONSERVATION TAX | Feb 22 | | | | (306.28) | 0.04291353 | 0.04291359 | | (15.04) | |
| !Xref Error | EMERGENCY SCHOOL TAX | Feb 22 | | | | (4,019.97) | 0.04291353 | 0.04291359 | | (197.17) | |
| !Xref Error | SEVERANCE TAX | Feb 22 | | | | (4,785.68) | 0.04291353 | 0.04291359 | | (234.74) | |
| !Xref Error | WORKING INTEREST | Feb 22 | | 1,592.81 | 91.57 | 145,849.15 | 0.00063359 | 0.00063360 | 1.01 | 92.41 | |
| !Xref Error | AD VALOREM TAX | Feb 22 | | | | (1,750.03) | 0.00063359 | 0.00063360 | | (1.27) | |
| !Xref Error | CONSERVATION TAX | Feb 22 | | | | (306.28) | 0.00063359 | 0.00063360 | | (0.22) | |
| !Xref Error | EMERGENCY SCHOOL TAX | Feb 22 | | | | (4,019.97) | 0.00063359 | 0.00063360 | | (2.91) | |
| !Xref Error | SEVERANCE TAX | Feb 22 | | | | (4,785.68) | 0.00063359 | 0.00063360 | | (3.47) | |
| Total OIL | | | | | | | | | 69.38 | 5,809.32 | |
| Total Property | | | | | | | | | | 5,809.32 | |
| Operator: 62776000 Owner: IBEX2 IBEX 10 B3OB FED COM 1H, State: NM, County: LEA | | | | | | | | | | | |
| GAS | | | | | | | | | | | |
| 702.1 | WORKING INTEREST | Feb 22 | 1.0000 | 0.00 | | (11.38) | 0.02576796 | 0.03339192 | 0.00 | (0.38) | |
| Disposition Code: Marketing Fee | | | | | | | | | | | |
| !Xref Error | AD VALOREM TAX | Feb 22 | | | | 0.00 | 0.02576796 | 0.03339192 | | 0.00 | |
| 702.1 | WORKING INTEREST | Feb 22 | 1.0000 | 0.00 | | (11.38) | 0.00086814 | 0.00087873 | 0.00 | (0.01) | |
| Disposition Code: Marketing Fee | | | | | | | | | | | |

Represented Unit of Measure: Gas = MCFs, Plant Products = GALs, Oil = BBLs

Generated on Friday, June 24, 2022 2:24 PM

© 2022 Enverus. All rights reserved. Unauthorized use prohibited.

| Check Number | 1247409 | Owner | 035904 SIANA OIL & GAS CO, LLC | | | | Operator | MEWBOURNE OIL COMPANY | | | |
|---------------------------------|----------------------|-----------------|--------------------------------|----------|-------|----------|----------------|-----------------------|--------|---------|--|
| Owner Code | Type | Production Date | Property Values | | | | Owner Share | | | | |
| | | | BTU | Volume | Price | Value | Owner Interest | Distribution Interest | Volume | Value | |
| !Xref Error | AD VALOREM TAX | Feb 22 | | | | 0.00 | 0.00086814 | 0.00087873 | | 0.00 | |
| 702.1 | WORKING INTEREST | Feb 22 | 1.0000 | 0.00 | | (160.49) | 0.03109320 | 0.03109228 | 0.00 | (4.99) | |
| !Xref Error | PRODUCTION TAX | Feb 22 | | | | 14.94 | 0.03109320 | 0.03109228 | | 0.46 | |
| 702.1 | WORKING INTEREST | Feb 22 | 1.0000 | 0.00 | | (160.49) | 0.00115751 | 0.00118387 | 0.00 | (0.19) | |
| !Xref Error | PRODUCTION TAX | Feb 22 | | | | 14.94 | 0.00115751 | 0.00118387 | | 0.02 | |
| 702.1 | WORKING INTEREST | Feb 22 | 1.2800 | 1,517.06 | 6.43 | 9,762.11 | 0.02576796 | 0.02577107 | 39.12 | 251.58 | |
| !Xref Error | AD VALOREM TAX | Feb 22 | | | | (117.13) | 0.02576796 | 0.02577107 | | (3.46) | |
| !Xref Error | CONSERVATION TAX | Feb 22 | | | | (16.23) | 0.02576796 | 0.02577107 | | (0.48) | |
| !Xref Error | EMERGENCY SCHOOL TAX | Feb 22 | | | | (341.67) | 0.02576796 | 0.02577107 | | (10.08) | |
| !Xref Error | PRODUCTION TAX | Feb 22 | | | | 0.00 | 0.02576796 | 0.02577107 | | 0.00 | |
| GAS.TXSEV | SEVERANCE TAX | Feb 22 | | | | (320.32) | 0.02576796 | 0.02577107 | | (9.45) | |
| 702.1 | WORKING INTEREST | Feb 22 | 1.2800 | 1,517.06 | 6.43 | 9,762.11 | 0.00086814 | 0.00086866 | 1.32 | 8.48 | |
| !Xref Error | AD VALOREM TAX | Feb 22 | | | | (117.13) | 0.00086814 | 0.00086866 | | (0.12) | |
| !Xref Error | CONSERVATION TAX | Feb 22 | | | | (16.23) | 0.00086814 | 0.00086866 | | (0.02) | |
| !Xref Error | EMERGENCY SCHOOL TAX | Feb 22 | | | | (341.67) | 0.00086814 | 0.00086866 | | (0.34) | |
| !Xref Error | PRODUCTION TAX | Feb 22 | | | | 0.00 | 0.00086814 | 0.00086866 | | 0.00 | |
| GAS.TXSEV | SEVERANCE TAX | Feb 22 | | | | (320.32) | 0.00086814 | 0.00086866 | | (0.32) | |
| | | | | | | | Total GAS | | 40.44 | 230.70 | |
| OIL | | | | | | | | | | | |
| !Xref Error | WORKING INTEREST | Oct 21 | | 0.00 | | 41.78 | 0.02576796 | 0.03350800 | 0.00 | 1.40 | |
| Disposition Code: Marketing Fee | | | | | | | | | | | |
| !Xref Error | AD VALOREM TAX | Oct 21 | | | | 0.00 | 0.02576796 | 0.03350800 | | 0.00 | |
| !Xref Error | WORKING INTEREST | Oct 21 | | 0.00 | | (41.78) | 0.02576796 | 0.03350800 | 0.00 | (1.40) | |
| Disposition Code: Marketing Fee | | | | | | | | | | | |
| !Xref Error | AD VALOREM TAX | Oct 21 | | | | 0.00 | 0.02576796 | 0.03350800 | | 0.00 | |
| !Xref Error | WORKING INTEREST | Oct 21 | | 0.00 | | 41.78 | 0.00086814 | 0.00119600 | 0.00 | 0.05 | |
| Disposition Code: Marketing Fee | | | | | | | | | | | |
| !Xref Error | AD VALOREM TAX | Oct 21 | | | | 0.00 | 0.00086814 | 0.00119600 | | 0.00 | |
| !Xref Error | WORKING INTEREST | Oct 21 | | 0.00 | | (41.78) | 0.00086814 | 0.00119600 | 0.00 | (0.05) | |
| Disposition Code: Marketing Fee | | | | | | | | | | | |
| !Xref Error | AD VALOREM TAX | Oct 21 | | | | 0.00 | 0.00086814 | 0.00119600 | | 0.00 | |
| !Xref Error | WORKING INTEREST | Nov 21 | | 0.00 | | 38.64 | 0.02576796 | 0.03338500 | 0.00 | 1.29 | |
| Disposition Code: Marketing Fee | | | | | | | | | | | |
| !Xref Error | AD VALOREM TAX | Nov 21 | | | | 0.00 | 0.02576796 | 0.03338500 | | 0.00 | |
| !Xref Error | WORKING INTEREST | Nov 21 | | 0.00 | | (38.64) | 0.02576796 | 0.03338500 | 0.00 | (1.29) | |
| Disposition Code: Marketing Fee | | | | | | | | | | | |
| !Xref Error | AD VALOREM TAX | Nov 21 | | | | 0.00 | 0.02576796 | 0.03338500 | | 0.00 | |
| !Xref Error | WORKING INTEREST | Nov 21 | | 0.00 | | 38.64 | 0.00086814 | 0.00103500 | 0.00 | 0.04 | |
| Disposition Code: Marketing Fee | | | | | | | | | | | |
| !Xref Error | AD VALOREM TAX | Nov 21 | | | | 0.00 | 0.00086814 | 0.00103500 | | 0.00 | |
| !Xref Error | WORKING INTEREST | Nov 21 | | 0.00 | | (38.64) | 0.00086814 | 0.00103500 | 0.00 | (0.04) | |
| Disposition Code: Marketing Fee | | | | | | | | | | | |
| !Xref Error | AD VALOREM TAX | Nov 21 | | | | 0.00 | 0.00086814 | 0.00103500 | | 0.00 | |
| !Xref Error | WORKING INTEREST | Feb 22 | | 0.00 | | (20.97) | 0.02576796 | 0.03338102 | 0.00 | (0.70) | |
| Disposition Code: Marketing Fee | | | | | | | | | | | |

Represented Unit of Measure: Gas = MCFs, Plant Products = GALs, Oil = BBLs

Generated on Friday, June 24, 2022 2:24 PM

© 2022 Enverus. All rights reserved. Unauthorized use prohibited.

| Check Number | | 1247409 | Owner | 035904 SIANA OIL & GAS CO, LLC | | | Operator | MEWBOURNE OIL COMPANY | | |
|--------------|---------------------------------|-----------------|-----------------|--------------------------------|-------|--------------|----------------|-----------------------|---------|------------|
| Owner Code | Type | Production Date | Property Values | | | | Owner Share | | | |
| | | | BTU | Volume | Price | Value | Owner Interest | Distribution Interest | Volume | Value |
| !Xref Error | AD VALOREM TAX | Feb 22 | | | | 0.00 | 0.02576796 | 0.03338102 | | 0.00 |
| !Xref Error | WORKING INTEREST | Feb 22 | | 0.00 | | (20.97) | 0.00086814 | 0.00095374 | 0.00 | (0.02) |
| | Disposition Code: Marketing Fee | | | | | | | | | |
| !Xref Error | AD VALOREM TAX | Feb 22 | | | | 0.00 | 0.00086814 | 0.00095374 | | 0.00 |
| !Xref Error | WORKING INTEREST | Feb 22 | | 1,398.28 | 91.57 | 128,036.58 | 0.02576796 | 0.02576810 | 36.05 | 3,299.26 |
| !Xref Error | AD VALOREM TAX | Feb 22 | | | | (1,536.29) | 0.02576796 | 0.02576810 | | (45.27) |
| !Xref Error | CONSERVATION TAX | Feb 22 | | | | (268.88) | 0.02576796 | 0.02576810 | | (7.94) |
| !Xref Error | EMERGENCY SCHOOL TAX | Feb 22 | | | | (3,529.01) | 0.02576796 | 0.02576810 | | (103.95) |
| !Xref Error | PRODUCTION TAX | Feb 22 | | | | 0.00 | 0.02576796 | 0.02576810 | | 0.00 |
| !Xref Error | SEVERANCE TAX | Feb 22 | | | | (4,201.20) | 0.02576796 | 0.02576810 | | (123.74) |
| !Xref Error | WORKING INTEREST | Feb 22 | | 1,398.28 | 91.57 | 128,036.58 | 0.00086814 | 0.00086811 | 1.21 | 111.15 |
| !Xref Error | AD VALOREM TAX | Feb 22 | | | | (1,536.29) | 0.00086814 | 0.00086811 | | (1.53) |
| !Xref Error | CONSERVATION TAX | Feb 22 | | | | (268.88) | 0.00086814 | 0.00086811 | | (0.27) |
| !Xref Error | EMERGENCY SCHOOL TAX | Feb 22 | | | | (3,529.01) | 0.00086814 | 0.00086811 | | (3.50) |
| !Xref Error | PRODUCTION TAX | Feb 22 | | | | 0.00 | 0.00086814 | 0.00086811 | | 0.00 |
| !Xref Error | SEVERANCE TAX | Feb 22 | | | | (4,201.20) | 0.00086814 | 0.00086811 | | (4.17) |
| !Xref Error | WORKING INTEREST | Nov 21 | | 2,575.66 | 77.30 | 199,105.47 | 0.02576796 | 0.02576800 | 66.40 | 5,130.56 |
| !Xref Error | AD VALOREM TAX | Nov 21 | | | | (2,389.04) | 0.02576796 | 0.02576800 | | (70.39) |
| !Xref Error | CONSERVATION TAX | Nov 21 | | | | (418.12) | 0.02576796 | 0.02576800 | | (12.33) |
| !Xref Error | EMERGENCY SCHOOL TAX | Nov 21 | | | | (5,487.84) | 0.02576796 | 0.02576800 | | (161.63) |
| !Xref Error | PRODUCTION TAX | Nov 21 | | | | 0.00 | 0.02576796 | 0.02576800 | | 0.00 |
| !Xref Error | SEVERANCE TAX | Nov 21 | | | | (6,533.15) | 0.02576796 | 0.02576800 | | (192.42) |
| !Xref Error | WORKING INTEREST | Nov 21 | | (2,575.66) | 77.30 | (199,105.47) | 0.02576796 | 0.02576800 | (66.40) | (5,130.56) |
| !Xref Error | AD VALOREM TAX | Nov 21 | | | | 2,389.04 | 0.02576796 | 0.02576800 | | 70.39 |
| !Xref Error | CONSERVATION TAX | Nov 21 | | | | 331.01 | 0.02576796 | 0.02576800 | | 9.76 |
| !Xref Error | EMERGENCY SCHOOL TAX | Nov 21 | | | | 5,487.84 | 0.02576796 | 0.02576800 | | 161.63 |
| !Xref Error | PRODUCTION TAX | Nov 21 | | | | 0.00 | 0.02576796 | 0.02576800 | | 0.00 |
| !Xref Error | SEVERANCE TAX | Nov 21 | | | | 6,533.15 | 0.02576796 | 0.02576800 | | 192.42 |
| !Xref Error | WORKING INTEREST | Nov 21 | | 2,575.66 | 77.30 | 199,105.47 | 0.00086814 | 0.00086800 | 2.24 | 172.85 |
| !Xref Error | AD VALOREM TAX | Nov 21 | | | | (2,389.04) | 0.00086814 | 0.00086800 | | (2.37) |
| !Xref Error | CONSERVATION TAX | Nov 21 | | | | (418.12) | 0.00086814 | 0.00086800 | | (0.42) |
| !Xref Error | EMERGENCY SCHOOL TAX | Nov 21 | | | | (5,487.84) | 0.00086814 | 0.00086800 | | (5.45) |
| !Xref Error | PRODUCTION TAX | Nov 21 | | | | 0.00 | 0.00086814 | 0.00086800 | | 0.00 |
| !Xref Error | SEVERANCE TAX | Nov 21 | | | | (6,533.15) | 0.00086814 | 0.00086800 | | (6.48) |
| !Xref Error | WORKING INTEREST | Nov 21 | | (2,575.66) | 77.30 | (199,105.47) | 0.00086814 | 0.00086800 | (2.24) | (172.85) |
| !Xref Error | AD VALOREM TAX | Nov 21 | | | | 2,389.04 | 0.00086814 | 0.00086800 | | 2.37 |
| !Xref Error | CONSERVATION TAX | Nov 21 | | | | 331.01 | 0.00086814 | 0.00086800 | | 0.33 |
| !Xref Error | EMERGENCY SCHOOL TAX | Nov 21 | | | | 5,487.84 | 0.00086814 | 0.00086800 | | 5.45 |
| !Xref Error | PRODUCTION TAX | Nov 21 | | | | 0.00 | 0.00086814 | 0.00086800 | | 0.00 |
| !Xref Error | SEVERANCE TAX | Nov 21 | | | | 6,533.15 | 0.00086814 | 0.00086800 | | 6.48 |
| !Xref Error | WORKING INTEREST | Oct 21 | | 2,785.58 | 80.12 | 223,167.30 | 0.02576796 | 0.02576800 | 71.81 | 5,750.58 |
| !Xref Error | AD VALOREM TAX | Oct 21 | | | | (2,677.76) | 0.02576796 | 0.02576800 | | (78.89) |
| !Xref Error | CONSERVATION TAX | Oct 21 | | | | (468.65) | 0.02576796 | 0.02576800 | | (13.82) |
| !Xref Error | EMERGENCY SCHOOL TAX | Oct 21 | | | | (6,151.05) | 0.02576796 | 0.02576800 | | (181.17) |

Represented Unit of Measure: Gas = MCFs, Plant Products = GALs, Oil = BBLs

Generated on Friday, June 24, 2022 2:24 PM

© 2022 Enverus. All rights reserved. Unauthorized use prohibited.

| Check Number | 1247409 | Owner | 035904 SIANA OIL & GAS CO, LLC | | | | Operator | MEWBOURNE OIL COMPANY | | | |
|--------------|----------------------|-----------------|--------------------------------|------------|-------|--------------|----------------|-----------------------|---------|------------|--|
| Owner Code | Type | Production Date | Property Values | | | | Owner Share | | | | |
| | | | BTU | Volume | Price | Value | Owner Interest | Distribution Interest | Volume | Value | |
| !Xref Error | PRODUCTION TAX | Oct 21 | | | | 0.00 | 0.02576796 | 0.02576800 | | 0.00 | |
| !Xref Error | SEVERANCE TAX | Oct 21 | | | | (7,322.68) | 0.02576796 | 0.02576800 | | (215.68) | |
| !Xref Error | WORKING INTEREST | Oct 21 | | (2,785.58) | 80.12 | (223,167.30) | 0.02576796 | 0.02576800 | (71.81) | (5,750.58) | |
| !Xref Error | AD VALOREM TAX | Oct 21 | | | | 2,677.76 | 0.02576796 | 0.02576800 | | 78.89 | |
| !Xref Error | CONSERVATION TAX | Oct 21 | | | | 371.02 | 0.02576796 | 0.02576800 | | 10.94 | |
| !Xref Error | EMERGENCY SCHOOL TAX | Oct 21 | | | | 6,151.05 | 0.02576796 | 0.02576800 | | 181.17 | |
| !Xref Error | PRODUCTION TAX | Oct 21 | | | | 0.00 | 0.02576796 | 0.02576800 | | 0.00 | |
| !Xref Error | SEVERANCE TAX | Oct 21 | | | | 7,322.68 | 0.02576796 | 0.02576800 | | 215.68 | |
| !Xref Error | WORKING INTEREST | Oct 21 | | 2,785.58 | 80.12 | 223,167.30 | 0.00086814 | 0.00086800 | 2.42 | 193.74 | |
| !Xref Error | AD VALOREM TAX | Oct 21 | | | | (2,677.76) | 0.00086814 | 0.00086800 | | (2.66) | |
| !Xref Error | CONSERVATION TAX | Oct 21 | | | | (468.65) | 0.00086814 | 0.00086800 | | (0.47) | |
| !Xref Error | EMERGENCY SCHOOL TAX | Oct 21 | | | | (6,151.05) | 0.00086814 | 0.00086800 | | (6.10) | |
| !Xref Error | PRODUCTION TAX | Oct 21 | | | | 0.00 | 0.00086814 | 0.00086800 | | 0.00 | |
| !Xref Error | SEVERANCE TAX | Oct 21 | | | | (7,322.68) | 0.00086814 | 0.00086800 | | (7.27) | |
| !Xref Error | WORKING INTEREST | Oct 21 | | (2,785.58) | 80.12 | (223,167.30) | 0.00086814 | 0.00086800 | (2.42) | (193.74) | |
| !Xref Error | AD VALOREM TAX | Oct 21 | | | | 2,677.76 | 0.00086814 | 0.00086800 | | 2.66 | |
| !Xref Error | CONSERVATION TAX | Oct 21 | | | | 371.02 | 0.00086814 | 0.00086800 | | 0.37 | |
| !Xref Error | EMERGENCY SCHOOL TAX | Oct 21 | | | | 6,151.05 | 0.00086814 | 0.00086800 | | 6.10 | |
| !Xref Error | PRODUCTION TAX | Oct 21 | | | | 0.00 | 0.00086814 | 0.00086800 | | 0.00 | |
| !Xref Error | SEVERANCE TAX | Oct 21 | | | | 7,322.68 | 0.00086814 | 0.00086800 | | 7.27 | |

Total OIL 37.26 3,113.68
Total Property 3,344.38

Property: Operator 62906000 Owner GAZB2MD2H GAZELLE 22 B2MD FED COM 2H, State: NM, County: LEA

| | | | | | | | | | | |
|---------------------------------|----------------------|--------|--|-------|-------|----------|------------|------------|-------|----------|
| OIL | | | | | | | | | | |
| IXref Error | WORKING INTEREST | Feb 22 | | 0.00 | | (1.25) | 0.15501887 | 0.20000000 | 0.00 | (0.25) |
| Disposition Code: Marketing Fee | | | | | | | | | | |
| IXref Error | AD VALOREM TAX | Feb 22 | | | | 0.00 | 0.15501887 | 0.20000000 | | 0.00 |
| IXref Error | WORKING INTEREST | Feb 22 | | 83.52 | 91.57 | 7,647.68 | 0.15501887 | 0.15501956 | 13.00 | 1,185.54 |
| IXref Error | AD VALOREM TAX | Feb 22 | | | | (91.76) | 0.15501887 | 0.15501956 | | (16.27) |
| IXref Error | CONSERVATION TAX | Feb 22 | | | | (16.06) | 0.15501887 | 0.15501956 | | (2.87) |
| IXref Error | EMERGENCY SCHOOL TAX | Feb 22 | | | | (210.79) | 0.15501887 | 0.15501956 | | (37.39) |
| IXref Error | SEVERANCE TAX | Feb 22 | | | | (250.94) | 0.15501887 | 0.15501956 | | (44.50) |
| IXref Error | WORKING INTEREST | Feb 22 | | 83.52 | 91.57 | 7,647.68 | 0.00121401 | 0.00121344 | 0.10 | 9.28 |
| IXref Error | AD VALOREM TAX | Feb 22 | | | | (91.76) | 0.00121401 | 0.00121344 | | (0.13) |
| IXref Error | CONSERVATION TAX | Feb 22 | | | | (16.06) | 0.00121401 | 0.00121344 | | (0.02) |
| IXref Error | EMERGENCY SCHOOL TAX | Feb 22 | | | | (210.79) | 0.00121401 | 0.00121344 | | (0.29) |
| IXref Error | SEVERANCE TAX | Feb 22 | | | | (250.94) | 0.00121401 | 0.00121344 | | (0.35) |

Total OIL 13.10 1,092.75
Total Property 1,092.75

Property: Operator 62907000 Owner 62907000 GAZELLE 22 B2NC FED COM 2H, State: NM, County: LEA

GAS WELL GAS

Represented Unit of Measure: Gas = MCFs, Plant Products = GALs, Oil = BBLs

Generated on Friday, June 24, 2022 2:24 PM

© 2022 Enverus. All rights reserved. Unauthorized use prohibited.

| Check Number 1247409 | | Owner 035904 SIANA OIL & GAS CO, LLC | | Operator MEWBOURNE OIL COMPANY | | | | | | |
|----------------------|---------------------------------|--------------------------------------|-----------------|---|-------|--------------|----------------|-----------------------|----------|------------|
| Owner Code | Type | Production Date | Property Values | | | | Owner Share | | | |
| | | | BTU | Volume | Price | Value | Owner Interest | Distribution Interest | Volume | Value |
| IXref Error | OVERRIDING ROYALTY | Feb 22 | 1.2500 | 3,342.45 | 5.54 | 18,502.75 | 0.00802318 | 0.00802313 | 26.82 | 148.45 |
| IXref Error | AD VALOREM TAX | Feb 22 | | | | (222.01) | 0.00802318 | 0.00802313 | | (2.04) |
| IXref Error | CONSERVATION TAX | Feb 22 | | | | (30.76) | 0.00802318 | 0.00802313 | | (0.28) |
| IXref Error | EMERGENCY SCHOOL TAX | Feb 22 | | | | (647.60) | 0.00802318 | 0.00802313 | | (5.94) |
| IXref Error | SEVERANCE TAX | Feb 22 | | | | (607.12) | 0.00802318 | 0.00802313 | | (5.57) |
| IXref Error | OVERRIDING ROYALTY | Feb 22 | 1.2500 | 3,342.45 | 5.54 | 18,502.75 | 0.00009432 | 0.00009404 | 0.28 | 1.74 |
| IXref Error | AD VALOREM TAX | Feb 22 | | | | (222.01) | 0.00009432 | 0.00009404 | | 0.00 |
| IXref Error | CONSERVATION TAX | Feb 22 | | | | (30.76) | 0.00009432 | 0.00009404 | | 0.00 |
| IXref Error | EMERGENCY SCHOOL TAX | Feb 22 | | | | (647.60) | 0.00009432 | 0.00009404 | | (0.04) |
| IXref Error | SEVERANCE TAX | Feb 22 | | | | (607.12) | 0.00009432 | 0.00009404 | | (0.03) |
| Total GAS WELL GAS | | | | | | | | | 27.10 | 136.29 |
| OIL | | | | | | | | | | |
| IXref Error | OVERRIDING ROYALTY | Feb 22 | | 2,626.40 | 91.57 | 240,491.78 | 0.00802318 | 0.00802318 | 21.07 | 1,929.51 |
| IXref Error | AD VALOREM TAX | Feb 22 | | | | (2,885.63) | 0.00802318 | 0.00802318 | | (26.46) |
| IXref Error | CONSERVATION TAX | Feb 22 | | | | (505.03) | 0.00802318 | 0.00802318 | | (4.63) |
| IXref Error | EMERGENCY SCHOOL TAX | Feb 22 | | | | (6,628.55) | 0.00802318 | 0.00802318 | | (60.78) |
| IXref Error | SEVERANCE TAX | Feb 22 | | | | (7,891.14) | 0.00802318 | 0.00802318 | | (72.36) |
| IXref Error | OVERRIDING ROYALTY | Feb 22 | | 2,626.40 | 91.57 | 240,491.78 | 0.00009432 | 0.00009443 | 0.21 | 22.71 |
| IXref Error | AD VALOREM TAX | Feb 22 | | | | (2,885.63) | 0.00009432 | 0.00009443 | | (0.28) |
| IXref Error | CONSERVATION TAX | Feb 22 | | | | (505.03) | 0.00009432 | 0.00009443 | | (0.02) |
| IXref Error | EMERGENCY SCHOOL TAX | Feb 22 | | | | (6,628.55) | 0.00009432 | 0.00009443 | | (0.71) |
| IXref Error | SEVERANCE TAX | Feb 22 | | | | (7,891.14) | 0.00009432 | 0.00009443 | | (0.81) |
| Total OIL | | | | | | | | | 21.28 | 1,786.17 |
| Total Property | | | | | | | | | | 1,922.46 |
| Operator 62915000 | | Owner CREEDWOE2H | | Property: CREEDENCE 21/16 W0ED ST COM 2H, State: NM, County: EDDY | | | | | | |
| GAS | | | | | | | | | | |
| 702.1 | WORKING INTEREST | Feb 22 | 1.0000 | 0.00 | | (301.64) | 0.00477272 | 0.00639836 | 0.00 | (1.93) |
| | Disposition Code: Marketing Fee | | | | | | | | | |
| IXref Error | AD VALOREM TAX | Feb 22 | | | | 0.00 | 0.00477272 | 0.00639836 | | 0.00 |
| Total GAS | | | | | | | | | 0.00 | (1.93) |
| GAS WELL GAS | | | | | | | | | | |
| IXref Error | WORKING INTEREST | Feb 22 | 1.3200 | 39,429.58 | 7.33 | 288,923.70 | 0.00477272 | 0.00477200 | 188.19 | 1,378.95 |
| IXref Error | AD VALOREM TAX | Feb 22 | | | | (2,897.97) | 0.00477272 | 0.00477200 | | (15.56) |
| IXref Error | CONSERVATION TAX | Feb 22 | | | | (487.96) | 0.00477272 | 0.00477200 | | (2.62) |
| IXref Error | EMERGENCY SCHOOL TAX | Feb 22 | | | | (10,272.84) | 0.00477272 | 0.00477200 | | (55.16) |
| IXref Error | SEVERANCE TAX | Feb 22 | | | | (9,630.79) | 0.00477272 | 0.00477200 | | (51.71) |
| IXref Error | WORKING INTEREST | Feb 22 | 1.3200 | (39,429.58) | 7.33 | (288,923.70) | 0.00477272 | 0.00477200 | (188.19) | (1,378.95) |
| IXref Error | AD VALOREM TAX | Feb 22 | | | | 2,897.97 | 0.00477272 | 0.00477200 | | 15.56 |
| IXref Error | CONSERVATION TAX | Feb 22 | | | | 487.96 | 0.00477272 | 0.00477200 | | 2.62 |
| IXref Error | EMERGENCY SCHOOL TAX | Feb 22 | | | | 10,272.84 | 0.00477272 | 0.00477200 | | 55.16 |
| IXref Error | SEVERANCE TAX | Feb 22 | | | | 9,630.79 | 0.00477272 | 0.00477200 | | 51.71 |
| IXref Error | WORKING INTEREST | Feb 22 | 1.3200 | 39,429.58 | 7.33 | 288,923.70 | 0.00477272 | 0.00477271 | 188.19 | 1,378.95 |
| IXref Error | AD VALOREM TAX | Feb 22 | | | | (2,897.97) | 0.00477272 | 0.00477271 | | (15.56) |

Represented Unit of Measure: Gas = MCFs, Plant Products = GALs, Oil = BBLs

Generated on Friday, June 24, 2022 2:24 PM

© 2022 Enverus. All rights reserved. Unauthorized use prohibited.

| Check Number | 1247409 | Owner | 035904 SIANA OIL & GAS CO, LLC | | | | | | | | Operator | MEWBOURNE OIL COMPANY | | | |
|--------------|---------------------------------|-----------------|--------------------------------|------------|-------|--------------|--------------------|-----------------------|--------|---------|----------|-----------------------|---------|--|--|
| Owner Code | Type | Production Date | Property Values | | | | Owner Share | | | | | | | | |
| | | | BTU | Volume | Price | Value | Owner Interest | Distribution Interest | Volume | Value | | | | | |
| !Xref Error | CONSERVATION TAX | Feb 22 | | | | (487.96) | 0.00477272 | 0.00477271 | | | | | (2.62) | | |
| !Xref Error | EMERGENCY SCHOOL TAX | Feb 22 | | | | (10,272.84) | 0.00477272 | 0.00477271 | | | | | (55.16) | | |
| !Xref Error | SEVERANCE TAX | Feb 22 | | | | (9,630.79) | 0.00477272 | 0.00477271 | | | | | (51.71) | | |
| | | | | | | | Total GAS WELL GAS | | | 188.19 | | 1,253.90 | | | |
| OIL | | | | | | | | | | | | | | | |
| !Xref Error | WORKING INTEREST | Oct 21 | | 0.00 | | 183.41 | 0.00477272 | 0.00637900 | | 0.00 | | 1.17 | | | |
| | Disposition Code: Marketing Fee | | | | | | | | | | | | | | |
| !Xref Error | AD VALOREM TAX | Oct 21 | | | | 0.00 | 0.00477272 | 0.00637900 | | | | 0.00 | | | |
| !Xref Error | WORKING INTEREST | Oct 21 | | 0.00 | | 183.41 | 0.00477272 | 0.00637900 | | 0.00 | | 1.17 | | | |
| | Disposition Code: Marketing Fee | | | | | | | | | | | | | | |
| !Xref Error | AD VALOREM TAX | Oct 21 | | | | 0.00 | 0.00477272 | 0.00637900 | | | | 0.00 | | | |
| !Xref Error | WORKING INTEREST | Oct 21 | | 0.00 | | (183.41) | 0.00477272 | 0.00637900 | | 0.00 | | (1.17) | | | |
| | Disposition Code: Marketing Fee | | | | | | | | | | | | | | |
| !Xref Error | AD VALOREM TAX | Oct 21 | | | | 0.00 | 0.00477272 | 0.00637900 | | | | 0.00 | | | |
| !Xref Error | WORKING INTEREST | Oct 21 | | 0.00 | | (183.41) | 0.00477272 | 0.00637900 | | 0.00 | | (1.17) | | | |
| | Disposition Code: Marketing Fee | | | | | | | | | | | | | | |
| !Xref Error | AD VALOREM TAX | Oct 21 | | | | 0.00 | 0.00477272 | 0.00637900 | | | | 0.00 | | | |
| !Xref Error | WORKING INTEREST | Nov 21 | | 0.00 | | 153.23 | 0.00477272 | 0.00639500 | | 0.00 | | 0.98 | | | |
| | Disposition Code: Marketing Fee | | | | | | | | | | | | | | |
| !Xref Error | AD VALOREM TAX | Nov 21 | | | | 0.00 | 0.00477272 | 0.00639500 | | | | 0.00 | | | |
| !Xref Error | WORKING INTEREST | Nov 21 | | 0.00 | | 153.23 | 0.00477272 | 0.00639500 | | 0.00 | | 0.98 | | | |
| | Disposition Code: Marketing Fee | | | | | | | | | | | | | | |
| !Xref Error | AD VALOREM TAX | Nov 21 | | | | 0.00 | 0.00477272 | 0.00639500 | | | | 0.00 | | | |
| !Xref Error | WORKING INTEREST | Nov 21 | | 0.00 | | (153.23) | 0.00477272 | 0.00639500 | | 0.00 | | (0.98) | | | |
| | Disposition Code: Marketing Fee | | | | | | | | | | | | | | |
| !Xref Error | AD VALOREM TAX | Nov 21 | | | | 0.00 | 0.00477272 | 0.00639500 | | | | 0.00 | | | |
| !Xref Error | WORKING INTEREST | Nov 21 | | 0.00 | | (153.23) | 0.00477272 | 0.00639500 | | 0.00 | | (0.98) | | | |
| | Disposition Code: Marketing Fee | | | | | | | | | | | | | | |
| !Xref Error | AD VALOREM TAX | Nov 21 | | | | 0.00 | 0.00477272 | 0.00639500 | | | | 0.00 | | | |
| !Xref Error | WORKING INTEREST | Feb 22 | | 0.00 | | (101.82) | 0.00477272 | 0.00638381 | | 0.00 | | (0.65) | | | |
| | Disposition Code: Marketing Fee | | | | | | | | | | | | | | |
| !Xref Error | AD VALOREM TAX | Feb 22 | | | | 0.00 | 0.00477272 | 0.00638381 | | | | 0.00 | | | |
| !Xref Error | WORKING INTEREST | Feb 22 | | 6,787.90 | 91.32 | 619,883.02 | 0.00477272 | 0.00477200 | | 32.40 | | 2,958.53 | | | |
| !Xref Error | AD VALOREM TAX | Feb 22 | | | | (6,217.56) | 0.00477272 | 0.00477200 | | | | (33.39) | | | |
| !Xref Error | CONSERVATION TAX | Feb 22 | | | | (1,322.42) | 0.00477272 | 0.00477200 | | | | (7.11) | | | |
| !Xref Error | EMERGENCY SCHOOL TAX | Feb 22 | | | | (17,356.72) | 0.00477272 | 0.00477200 | | | | (93.19) | | | |
| !Xref Error | SEVERANCE TAX | Feb 22 | | | | (20,662.77) | 0.00477272 | 0.00477200 | | | | (110.94) | | | |
| !Xref Error | WORKING INTEREST | Feb 22 | | (6,787.90) | 91.32 | (619,883.02) | 0.00477272 | 0.00477200 | | (32.40) | | (2,958.53) | | | |
| !Xref Error | AD VALOREM TAX | Feb 22 | | | | 6,217.56 | 0.00477272 | 0.00477200 | | | | 33.39 | | | |
| !Xref Error | CONSERVATION TAX | Feb 22 | | | | 1,322.42 | 0.00477272 | 0.00477200 | | | | 7.11 | | | |
| !Xref Error | EMERGENCY SCHOOL TAX | Feb 22 | | | | 17,356.72 | 0.00477272 | 0.00477200 | | | | 93.19 | | | |
| !Xref Error | SEVERANCE TAX | Feb 22 | | | | 20,662.77 | 0.00477272 | 0.00477200 | | | | 110.94 | | | |
| !Xref Error | WORKING INTEREST | Feb 22 | | 6,787.90 | 91.32 | 619,883.02 | 0.00477272 | 0.00477272 | | 32.40 | | 2,958.53 | | | |
| !Xref Error | AD VALOREM TAX | Feb 22 | | | | (6,217.56) | 0.00477272 | 0.00477272 | | | | (33.39) | | | |
| !Xref Error | CONSERVATION TAX | Feb 22 | | | | (1,322.42) | 0.00477272 | 0.00477272 | | | | (7.11) | | | |

Represented Unit of Measure: Gas = MCFs, Plant Products = GALs, Oil = BBLs

Generated on Friday, June 24, 2022 2:24 PM

© 2022 Enverus. All rights reserved. Unauthorized use prohibited.

| Check Number | 1247409 | Owner | 035904 SIANA OIL & GAS CO, LLC | | | | Operator | MEWBOURNE OIL COMPANY | | |
|----------------|----------------------|-----------------|--------------------------------|-------------|-------|--------------|----------------|-----------------------|---------|------------|
| Owner Code | Type | Production Date | Property Values | | | | Owner Share | | | |
| | | | BTU | Volume | Price | Value | Owner Interest | Distribution Interest | Volume | Value |
| IXref Error | EMERGENCY SCHOOL TAX | Feb 22 | | | | (17,356.72) | 0.00477272 | 0.00477272 | | (93.19) |
| IXref Error | SEVERANCE TAX | Feb 22 | | | | (20,662.77) | 0.00477272 | 0.00477272 | | (110.94) |
| IXref Error | WORKING INTEREST | Nov 21 | | 10,215.38 | 77.89 | 795,710.50 | 0.00477272 | 0.00477200 | 48.76 | 3,797.70 |
| IXref Error | AD VALOREM TAX | Nov 21 | | | | (7,981.15) | 0.00477272 | 0.00477200 | | (42.86) |
| IXref Error | CONSERVATION TAX | Nov 21 | | | | (1,697.52) | 0.00477272 | 0.00477200 | | (9.12) |
| IXref Error | EMERGENCY SCHOOL TAX | Nov 21 | | | | (22,279.89) | 0.00477272 | 0.00477200 | | (119.63) |
| IXref Error | SEVERANCE TAX | Nov 21 | | | | (26,523.68) | 0.00477272 | 0.00477200 | | (142.42) |
| IXref Error | WORKING INTEREST | Nov 21 | | 10,215.38 | 77.89 | 795,710.50 | 0.00477272 | 0.00477200 | 48.76 | 3,797.70 |
| IXref Error | AD VALOREM TAX | Nov 21 | | | | (7,981.15) | 0.00477272 | 0.00477200 | | (42.86) |
| IXref Error | CONSERVATION TAX | Nov 21 | | | | (1,697.52) | 0.00477272 | 0.00477200 | | (9.12) |
| IXref Error | EMERGENCY SCHOOL TAX | Nov 21 | | | | (22,279.89) | 0.00477272 | 0.00477200 | | (119.63) |
| IXref Error | SEVERANCE TAX | Nov 21 | | | | (26,523.68) | 0.00477272 | 0.00477200 | | (142.42) |
| IXref Error | WORKING INTEREST | Nov 21 | | (10,215.38) | 77.89 | (795,710.50) | 0.00477272 | 0.00477200 | (48.76) | (3,797.70) |
| IXref Error | AD VALOREM TAX | Nov 21 | | | | 7,981.15 | 0.00477272 | 0.00477200 | | 42.86 |
| IXref Error | CONSERVATION TAX | Nov 21 | | | | 1,697.52 | 0.00477272 | 0.00477200 | | 9.12 |
| IXref Error | EMERGENCY SCHOOL TAX | Nov 21 | | | | 22,279.89 | 0.00477272 | 0.00477200 | | 119.63 |
| IXref Error | SEVERANCE TAX | Nov 21 | | | | 26,523.68 | 0.00477272 | 0.00477200 | | 142.42 |
| IXref Error | WORKING INTEREST | Nov 21 | | (10,215.38) | 77.89 | (795,710.50) | 0.00477272 | 0.00477200 | (48.76) | (3,797.70) |
| IXref Error | AD VALOREM TAX | Nov 21 | | | | 7,981.15 | 0.00477272 | 0.00477200 | | 42.86 |
| IXref Error | CONSERVATION TAX | Nov 21 | | | | 1,343.87 | 0.00477272 | 0.00477200 | | 7.22 |
| IXref Error | EMERGENCY SCHOOL TAX | Nov 21 | | | | 22,279.89 | 0.00477272 | 0.00477200 | | 119.63 |
| IXref Error | SEVERANCE TAX | Nov 21 | | | | 26,523.68 | 0.00477272 | 0.00477200 | | 142.42 |
| IXref Error | WORKING INTEREST | Oct 21 | | 12,227.58 | 80.06 | 978,899.70 | 0.00477272 | 0.00477200 | 58.36 | 4,672.01 |
| IXref Error | AD VALOREM TAX | Oct 21 | | | | (9,818.58) | 0.00477272 | 0.00477200 | | (52.72) |
| IXref Error | CONSERVATION TAX | Oct 21 | | | | (2,088.32) | 0.00477272 | 0.00477200 | | (11.22) |
| IXref Error | EMERGENCY SCHOOL TAX | Oct 21 | | | | (27,409.19) | 0.00477272 | 0.00477200 | | (147.17) |
| IXref Error | SEVERANCE TAX | Oct 21 | | | | (32,629.99) | 0.00477272 | 0.00477200 | | (175.20) |
| IXref Error | WORKING INTEREST | Oct 21 | | 12,227.58 | 80.06 | 978,899.70 | 0.00477272 | 0.00477200 | 58.36 | 4,672.01 |
| IXref Error | AD VALOREM TAX | Oct 21 | | | | (9,818.58) | 0.00477272 | 0.00477200 | | (52.72) |
| IXref Error | CONSERVATION TAX | Oct 21 | | | | (2,088.32) | 0.00477272 | 0.00477200 | | (11.22) |
| IXref Error | EMERGENCY SCHOOL TAX | Oct 21 | | | | (27,409.19) | 0.00477272 | 0.00477200 | | (147.17) |
| IXref Error | SEVERANCE TAX | Oct 21 | | | | (32,629.99) | 0.00477272 | 0.00477200 | | (175.20) |
| IXref Error | WORKING INTEREST | Oct 21 | | (12,227.58) | 80.06 | (978,899.70) | 0.00477272 | 0.00477200 | (58.36) | (4,672.01) |
| IXref Error | AD VALOREM TAX | Oct 21 | | | | 9,818.58 | 0.00477272 | 0.00477200 | | 52.72 |
| IXref Error | CONSERVATION TAX | Oct 21 | | | | 2,088.32 | 0.00477272 | 0.00477200 | | 11.22 |
| IXref Error | EMERGENCY SCHOOL TAX | Oct 21 | | | | 27,409.19 | 0.00477272 | 0.00477200 | | 147.17 |
| IXref Error | SEVERANCE TAX | Oct 21 | | | | 32,629.99 | 0.00477272 | 0.00477200 | | 175.20 |
| IXref Error | WORKING INTEREST | Oct 21 | | (12,227.58) | 80.06 | (978,899.70) | 0.00477272 | 0.00477200 | (58.36) | (4,672.01) |
| IXref Error | AD VALOREM TAX | Oct 21 | | | | 9,818.58 | 0.00477272 | 0.00477200 | | 52.72 |
| IXref Error | CONSERVATION TAX | Oct 21 | | | | 1,653.25 | 0.00477272 | 0.00477200 | | 8.88 |
| IXref Error | EMERGENCY SCHOOL TAX | Oct 21 | | | | 27,409.19 | 0.00477272 | 0.00477200 | | 147.17 |
| IXref Error | SEVERANCE TAX | Oct 21 | | | | 32,629.99 | 0.00477272 | 0.00477200 | | 175.20 |
| Total OIL | | | | | | | | | 32.40 | 2,709.01 |
| Total Property | | | | | | | | | | 3,960.98 |

Represented Unit of Measure: Gas = MCFs, Plant Products = GALs, Oil = BBLs

Generated on Friday, June 24, 2022 2:24 PM

© 2022 Enverus. All rights reserved. Unauthorized use prohibited.

| Check Number | | Owner | | Operator | | | | | | |
|--------------|---------------------------------|--------------------------------|---|-----------------------|-------|--------------|--------------------|-----------------------|----------|------------|
| 1247409 | | 035904 SIANA OIL & GAS CO, LLC | | MEWBOURNE OIL COMPANY | | | | | | |
| Owner Code | Type | Production Date | Property Values | | | | Owner Share | | | |
| | | | BTU | Volume | Price | Value | Owner Interest | Distribution Interest | Volume | Value |
| Property: | Operator 62916000 | Owner CREEDENCE | CREEDENCE 21/16 W1ED ST COM 1H, State: NM, County: EDDY | | | | | | | |
| GAS | | | | | | | | | | |
| 702.1 | WORKING INTEREST | Feb 22 | 1.0000 | 0.00 | | (259.98) | 0.00477272 | 0.00638511 | 0.00 | (1.66) |
| | Disposition Code: Marketing Fee | | | | | | | | | |
| IXref Error | AD VALOREM TAX | Feb 22 | | | | 0.00 | 0.00477272 | 0.00638511 | | 0.00 |
| | | | | | | | Total GAS | | 0.00 | (1.66) |
| GAS WELL GAS | | | | | | | | | | |
| IXref Error | WORKING INTEREST | Feb 22 | 1.3200 | 33,983.02 | 7.33 | 249,013.48 | 0.00477272 | 0.00477200 | 162.19 | 1,188.47 |
| IXref Error | AD VALOREM TAX | Feb 22 | | | | (2,497.66) | 0.00477272 | 0.00477200 | | (13.41) |
| IXref Error | CONSERVATION TAX | Feb 22 | | | | (420.56) | 0.00477272 | 0.00477200 | | (2.26) |
| IXref Error | EMERGENCY SCHOOL TAX | Feb 22 | | | | (8,853.81) | 0.00477272 | 0.00477200 | | (47.54) |
| IXref Error | SEVERANCE TAX | Feb 22 | | | | (8,300.45) | 0.00477272 | 0.00477200 | | (44.57) |
| IXref Error | WORKING INTEREST | Feb 22 | 1.3200 | (33,983.02) | 7.33 | (249,013.48) | 0.00477272 | 0.00477200 | (162.19) | (1,188.47) |
| IXref Error | AD VALOREM TAX | Feb 22 | | | | 2,497.66 | 0.00477272 | 0.00477200 | | 13.41 |
| IXref Error | CONSERVATION TAX | Feb 22 | | | | 420.56 | 0.00477272 | 0.00477200 | | 2.26 |
| IXref Error | EMERGENCY SCHOOL TAX | Feb 22 | | | | 8,853.81 | 0.00477272 | 0.00477200 | | 47.54 |
| IXref Error | SEVERANCE TAX | Feb 22 | | | | 8,300.45 | 0.00477272 | 0.00477200 | | 44.57 |
| IXref Error | WORKING INTEREST | Feb 22 | 1.3200 | 33,983.02 | 7.33 | 249,013.48 | 0.00477272 | 0.00477271 | 162.19 | 1,188.47 |
| IXref Error | AD VALOREM TAX | Feb 22 | | | | (2,497.66) | 0.00477272 | 0.00477271 | | (13.41) |
| IXref Error | CONSERVATION TAX | Feb 22 | | | | (420.56) | 0.00477272 | 0.00477271 | | (2.26) |
| IXref Error | EMERGENCY SCHOOL TAX | Feb 22 | | | | (8,853.81) | 0.00477272 | 0.00477271 | | (47.54) |
| IXref Error | SEVERANCE TAX | Feb 22 | | | | (8,300.45) | 0.00477272 | 0.00477271 | | (44.57) |
| | | | | | | | Total GAS WELL GAS | | 162.19 | 1,080.69 |
| OIL | | | | | | | | | | |
| IXref Error | WORKING INTEREST | Oct 21 | | 0.00 | | 122.77 | 0.00477272 | 0.00635300 | 0.00 | 0.78 |
| | Disposition Code: Marketing Fee | | | | | | | | | |
| IXref Error | AD VALOREM TAX | Oct 21 | | | | 0.00 | 0.00477272 | 0.00635300 | | 0.00 |
| IXref Error | WORKING INTEREST | Oct 21 | | 0.00 | | 122.77 | 0.00477272 | 0.00635300 | 0.00 | 0.78 |
| | Disposition Code: Marketing Fee | | | | | | | | | |
| IXref Error | AD VALOREM TAX | Oct 21 | | | | 0.00 | 0.00477272 | 0.00635300 | | 0.00 |
| IXref Error | WORKING INTEREST | Oct 21 | | 0.00 | | (122.77) | 0.00477272 | 0.00635300 | 0.00 | (0.78) |
| | Disposition Code: Marketing Fee | | | | | | | | | |
| IXref Error | AD VALOREM TAX | Oct 21 | | | | 0.00 | 0.00477272 | 0.00635300 | | 0.00 |
| IXref Error | WORKING INTEREST | Oct 21 | | 0.00 | | (122.77) | 0.00477272 | 0.00635300 | 0.00 | (0.78) |
| | Disposition Code: Marketing Fee | | | | | | | | | |
| IXref Error | AD VALOREM TAX | Oct 21 | | | | 0.00 | 0.00477272 | 0.00635300 | | 0.00 |
| IXref Error | WORKING INTEREST | Nov 21 | | 0.00 | | 147.34 | 0.00477272 | 0.00637900 | 0.00 | 0.94 |
| | Disposition Code: Marketing Fee | | | | | | | | | |
| IXref Error | AD VALOREM TAX | Nov 21 | | | | 0.00 | 0.00477272 | 0.00637900 | | 0.00 |
| IXref Error | WORKING INTEREST | Nov 21 | | 0.00 | | 147.34 | 0.00477272 | 0.00637900 | 0.00 | 0.94 |
| | Disposition Code: Marketing Fee | | | | | | | | | |
| IXref Error | AD VALOREM TAX | Nov 21 | | | | 0.00 | 0.00477272 | 0.00637900 | | 0.00 |
| IXref Error | WORKING INTEREST | Nov 21 | | 0.00 | | (147.34) | 0.00477272 | 0.00637900 | 0.00 | (0.94) |
| | Disposition Code: Marketing Fee | | | | | | | | | |

Represented Unit of Measure: Gas = MCFs, Plant Products = GALs, Oil = BBLs

Generated on Friday, June 24, 2022 2:24 PM

© 2022 Enverus. All rights reserved. Unauthorized use prohibited.

| Check Number | | 1247409 | Owner | 035904 SIANA OIL & GAS CO, LLC | | | Operator | MEWBOURNE OIL COMPANY | | |
|--------------|---------------------------------|-----------------|-----------------|--------------------------------|-------|--------------|----------------|-----------------------|---------|------------|
| Owner Code | Type | Production Date | Property Values | | | | Owner Share | | | |
| | | | BTU | Volume | Price | Value | Owner Interest | Distribution Interest | Volume | Value |
| !Xref Error | AD VALOREM TAX | Nov 21 | | | | 0.00 | 0.00477272 | 0.00637900 | | 0.00 |
| !Xref Error | WORKING INTEREST | Nov 21 | | 0.00 | | (147.34) | 0.00477272 | 0.00637900 | 0.00 | (0.94) |
| | Disposition Code: Marketing Fee | | | | | | | | | |
| !Xref Error | AD VALOREM TAX | Nov 21 | | | | 0.00 | 0.00477272 | 0.00637900 | | 0.00 |
| !Xref Error | WORKING INTEREST | Feb 22 | | 0.00 | | (110.39) | 0.00477272 | 0.00643174 | 0.00 | (0.71) |
| | Disposition Code: Marketing Fee | | | | | | | | | |
| !Xref Error | AD VALOREM TAX | Feb 22 | | | | 0.00 | 0.00477272 | 0.00643174 | | 0.00 |
| !Xref Error | WORKING INTEREST | Feb 22 | | 7,359.13 | 91.32 | 672,048.76 | 0.00477272 | 0.00477200 | 35.13 | 3,207.50 |
| !Xref Error | AD VALOREM TAX | Feb 22 | | | | (6,740.80) | 0.00477272 | 0.00477200 | | (36.20) |
| !Xref Error | CONSERVATION TAX | Feb 22 | | | | (1,433.70) | 0.00477272 | 0.00477200 | | (7.70) |
| !Xref Error | EMERGENCY SCHOOL TAX | Feb 22 | | | | (18,817.37) | 0.00477272 | 0.00477200 | | (101.04) |
| !Xref Error | SEVERANCE TAX | Feb 22 | | | | (22,401.63) | 0.00477272 | 0.00477200 | | (120.28) |
| !Xref Error | WORKING INTEREST | Feb 22 | | (7,359.13) | 91.32 | (672,048.76) | 0.00477272 | 0.00477200 | (35.13) | (3,207.50) |
| !Xref Error | AD VALOREM TAX | Feb 22 | | | | 6,740.80 | 0.00477272 | 0.00477200 | | 36.20 |
| !Xref Error | CONSERVATION TAX | Feb 22 | | | | 1,433.70 | 0.00477272 | 0.00477200 | | 7.70 |
| !Xref Error | EMERGENCY SCHOOL TAX | Feb 22 | | | | 18,817.37 | 0.00477272 | 0.00477200 | | 101.04 |
| !Xref Error | SEVERANCE TAX | Feb 22 | | | | 22,401.63 | 0.00477272 | 0.00477200 | | 120.28 |
| !Xref Error | WORKING INTEREST | Feb 22 | | 7,359.13 | 91.32 | 672,048.76 | 0.00477272 | 0.00477272 | 35.13 | 3,207.50 |
| !Xref Error | AD VALOREM TAX | Feb 22 | | | | (6,740.80) | 0.00477272 | 0.00477272 | | (36.20) |
| !Xref Error | CONSERVATION TAX | Feb 22 | | | | (1,433.70) | 0.00477272 | 0.00477272 | | (7.70) |
| !Xref Error | EMERGENCY SCHOOL TAX | Feb 22 | | | | (18,817.37) | 0.00477272 | 0.00477272 | | (101.04) |
| !Xref Error | SEVERANCE TAX | Feb 22 | | | | (22,401.63) | 0.00477272 | 0.00477272 | | (120.28) |
| !Xref Error | WORKING INTEREST | Oct 21 | | 8,184.78 | 80.06 | 655,246.48 | 0.00477272 | 0.00477200 | 39.07 | 3,127.31 |
| !Xref Error | AD VALOREM TAX | Oct 21 | | | | (6,572.27) | 0.00477272 | 0.00477200 | | (35.29) |
| !Xref Error | CONSERVATION TAX | Oct 21 | | | | (1,397.86) | 0.00477272 | 0.00477200 | | (7.51) |
| !Xref Error | EMERGENCY SCHOOL TAX | Oct 21 | | | | (18,346.90) | 0.00477272 | 0.00477200 | | (98.51) |
| !Xref Error | SEVERANCE TAX | Oct 21 | | | | (21,841.55) | 0.00477272 | 0.00477200 | | (117.28) |
| !Xref Error | WORKING INTEREST | Oct 21 | | 8,184.78 | 80.06 | 655,246.48 | 0.00477272 | 0.00477200 | 39.07 | 3,127.31 |
| !Xref Error | AD VALOREM TAX | Oct 21 | | | | (6,572.27) | 0.00477272 | 0.00477200 | | (35.29) |
| !Xref Error | CONSERVATION TAX | Oct 21 | | | | (1,397.86) | 0.00477272 | 0.00477200 | | (7.51) |
| !Xref Error | EMERGENCY SCHOOL TAX | Oct 21 | | | | (18,346.90) | 0.00477272 | 0.00477200 | | (98.51) |
| !Xref Error | SEVERANCE TAX | Oct 21 | | | | (21,841.55) | 0.00477272 | 0.00477200 | | (117.28) |
| !Xref Error | WORKING INTEREST | Oct 21 | | (8,184.78) | 80.06 | (655,246.48) | 0.00477272 | 0.00477200 | (39.07) | (3,127.31) |
| !Xref Error | AD VALOREM TAX | Oct 21 | | | | 6,572.27 | 0.00477272 | 0.00477200 | | 35.29 |
| !Xref Error | CONSERVATION TAX | Oct 21 | | | | 1,397.86 | 0.00477272 | 0.00477200 | | 7.51 |
| !Xref Error | EMERGENCY SCHOOL TAX | Oct 21 | | | | 18,346.90 | 0.00477272 | 0.00477200 | | 98.51 |
| !Xref Error | SEVERANCE TAX | Oct 21 | | | | 21,841.55 | 0.00477272 | 0.00477200 | | 117.28 |
| !Xref Error | WORKING INTEREST | Oct 21 | | (8,184.78) | 80.06 | (655,246.48) | 0.00477272 | 0.00477200 | (39.07) | (3,127.31) |
| !Xref Error | AD VALOREM TAX | Oct 21 | | | | 6,572.27 | 0.00477272 | 0.00477200 | | 35.29 |
| !Xref Error | CONSERVATION TAX | Oct 21 | | | | 1,106.64 | 0.00477272 | 0.00477200 | | 5.95 |
| !Xref Error | EMERGENCY SCHOOL TAX | Oct 21 | | | | 18,346.90 | 0.00477272 | 0.00477200 | | 98.51 |
| !Xref Error | SEVERANCE TAX | Oct 21 | | | | 21,841.55 | 0.00477272 | 0.00477200 | | 117.28 |
| !Xref Error | WORKING INTEREST | Nov 21 | | 9,822.55 | 77.89 | 765,111.64 | 0.00477272 | 0.00477200 | 46.88 | 3,651.66 |
| !Xref Error | AD VALOREM TAX | Nov 21 | | | | (7,674.24) | 0.00477272 | 0.00477200 | | (41.21) |

Represented Unit of Measure: Gas = MCFs, Plant Products = GALs, Oil = BBLs

Generated on Friday, June 24, 2022 2:24 PM

© 2022 Enverus. All rights reserved. Unauthorized use prohibited.

| Check Number | 1247409 | Owner | 035904 SIANA OIL & GAS CO, LLC | | | | Operator | MEWBOURNE OIL COMPANY | | | |
|----------------|----------------------|-----------------|--------------------------------|------------|-------|--------------|----------------|-----------------------|---------|------------|--|
| Owner Code | Type | Production Date | Property Values | | | | Owner Share | | | | |
| | | | BTU | Volume | Price | Value | Owner Interest | Distribution Interest | Volume | Value | |
| !Xref Error | CONSERVATION TAX | Nov 21 | | | | (1,632.24) | 0.00477272 | 0.00477200 | | (8.77) | |
| !Xref Error | EMERGENCY SCHOOL TAX | Nov 21 | | | | (21,423.13) | 0.00477272 | 0.00477200 | | (115.03) | |
| !Xref Error | SEVERANCE TAX | Nov 21 | | | | (25,503.72) | 0.00477272 | 0.00477200 | | (136.94) | |
| !Xref Error | WORKING INTEREST | Nov 21 | | 9,822.55 | 77.89 | 765,111.64 | 0.00477272 | 0.00477200 | 46.88 | 3,651.66 | |
| !Xref Error | AD VALOREM TAX | Nov 21 | | | | (7,674.24) | 0.00477272 | 0.00477200 | | (41.21) | |
| !Xref Error | CONSERVATION TAX | Nov 21 | | | | (1,632.24) | 0.00477272 | 0.00477200 | | (8.77) | |
| !Xref Error | EMERGENCY SCHOOL TAX | Nov 21 | | | | (21,423.13) | 0.00477272 | 0.00477200 | | (115.03) | |
| !Xref Error | SEVERANCE TAX | Nov 21 | | | | (25,503.72) | 0.00477272 | 0.00477200 | | (136.94) | |
| !Xref Error | WORKING INTEREST | Nov 21 | | (9,822.55) | 77.89 | (765,111.64) | 0.00477272 | 0.00477200 | (46.88) | (3,651.66) | |
| !Xref Error | AD VALOREM TAX | Nov 21 | | | | 7,674.24 | 0.00477272 | 0.00477200 | | 41.21 | |
| !Xref Error | CONSERVATION TAX | Nov 21 | | | | 1,632.24 | 0.00477272 | 0.00477200 | | 8.77 | |
| !Xref Error | EMERGENCY SCHOOL TAX | Nov 21 | | | | 21,423.13 | 0.00477272 | 0.00477200 | | 115.03 | |
| !Xref Error | SEVERANCE TAX | Nov 21 | | | | 25,503.72 | 0.00477272 | 0.00477200 | | 136.94 | |
| !Xref Error | WORKING INTEREST | Nov 21 | | (9,822.55) | 77.89 | (765,111.64) | 0.00477272 | 0.00477200 | (46.88) | (3,651.66) | |
| !Xref Error | AD VALOREM TAX | Nov 21 | | | | 7,674.24 | 0.00477272 | 0.00477200 | | 41.21 | |
| !Xref Error | CONSERVATION TAX | Nov 21 | | | | 1,292.19 | 0.00477272 | 0.00477200 | | 6.94 | |
| !Xref Error | EMERGENCY SCHOOL TAX | Nov 21 | | | | 21,423.13 | 0.00477272 | 0.00477200 | | 115.03 | |
| !Xref Error | SEVERANCE TAX | Nov 21 | | | | 25,503.72 | 0.00477272 | 0.00477200 | | 136.94 | |
| Total OIL | | | | | | | | | 35.13 | 2,938.18 | |
| Total Property | | | | | | | | | | 4,017.21 | |

Property: Operator **62958000** Owner **GAZB3MD1H** **GAZELLE 22 B3MD FED COM 1H, State: NM, County: LEA**

| | | | | | | | | | | |
|------------------|---------------------------------|--------|--------|----------|------|-----------|------------|------------|-------------|----------------|
| GAS | | | | | | | | | | |
| 702.1 | WORKING INTEREST | Feb 22 | 1.0000 | 0.00 | | (26.25) | 0.15501887 | 0.20000000 | 0.00 | (5.25) |
| | Disposition Code: Marketing Fee | | | | | | | | | |
| IXref Error | AD VALOREM TAX | Feb 22 | | | | 0.00 | 0.15501887 | 0.20000000 | | 0.00 |
| 702.1 | WORKING INTEREST | Feb 22 | 1.0000 | 0.00 | | (26.25) | 0.00121401 | 0.00152381 | 0.00 | (0.04) |
| | Disposition Code: Marketing Fee | | | | | | | | | |
| IXref Error | AD VALOREM TAX | Feb 22 | | | | 0.00 | 0.00121401 | 0.00152381 | | 0.00 |
| 702.1 | WORKING INTEREST | Feb 22 | 1.0000 | 0.00 | | (159.23) | 0.19549819 | 0.19550336 | 0.00 | (31.13) |
| IXref Error | PRODUCTION TAX | Feb 22 | | | | 14.83 | 0.19549819 | 0.19550336 | | 2.90 |
| 702.1 | WORKING INTEREST | Feb 22 | 1.0000 | 0.00 | | (159.23) | 0.00149375 | 0.00150725 | 0.00 | (0.24) |
| IXref Error | PRODUCTION TAX | Feb 22 | | | | 14.83 | 0.00149375 | 0.00150725 | | 0.02 |
| Total GAS | | | | | | | | | 0.00 | (33.74) |
| GAS WELL GAS | | | | | | | | | | |
| IXref Error | WORKING INTEREST | Feb 22 | 1.2500 | 3,431.81 | 5.54 | 18,997.43 | 0.15501887 | 0.15501781 | 531.98 | 2,944.94 |
| IXref Error | AD VALOREM TAX | Feb 22 | | | | (227.95) | 0.15501887 | 0.15501781 | | (40.44) |
| IXref Error | CONSERVATION TAX | Feb 22 | | | | (31.58) | 0.15501887 | 0.15501781 | | (5.63) |
| IXref Error | EMERGENCY SCHOOL TAX | Feb 22 | | | | (664.91) | 0.15501887 | 0.15501781 | | (117.82) |
| IXref Error | SEVERANCE TAX | Feb 22 | | | | (623.35) | 0.15501887 | 0.15501781 | | (110.46) |
| IXref Error | WORKING INTEREST | Feb 22 | 1.2500 | 3,431.81 | 5.54 | 18,997.43 | 0.00121401 | 0.00121385 | 4.17 | 23.06 |
| IXref Error | AD VALOREM TAX | Feb 22 | | | | (227.95) | 0.00121401 | 0.00121385 | | (0.32) |
| IXref Error | CONSERVATION TAX | Feb 22 | | | | (31.58) | 0.00121401 | 0.00121385 | | (0.04) |
| IXref Error | EMERGENCY SCHOOL TAX | Feb 22 | | | | (664.91) | 0.00121401 | 0.00121385 | | (0.92) |

Represented Unit of Measure: Gas = MCFs, Plant Products = GALs, Oil = BBLs

Generated on Friday, June 24, 2022 2:24 PM

© 2022 Enverus. All rights reserved. Unauthorized use prohibited.

| Check Number | 1247409 | Owner | 035904 SIANA OIL & GAS CO, LLC | | | | Operator | MEWBOURNE OIL COMPANY | | | |
|--------------|---------------------------------|-----------------|--------------------------------|----------|-------|------------|--------------------|-----------------------|--------|------------|--|
| Owner Code | Type | Production Date | Property Values | | | | Owner Share | | | | |
| | | | BTU | Volume | Price | Value | Owner Interest | Distribution Interest | Volume | Value | |
| !Xref Error | SEVERANCE TAX | Feb 22 | | | | (623.35) | 0.00121401 | 0.00121385 | | (0.87) | |
| | | | | | | | Total GAS WELL GAS | | 536.15 | 2,691.50 | |
| OIL | | | | | | | | | | | |
| !Xref Error | WORKING INTEREST | Feb 22 | | 0.00 | | (35.51) | 0.15501887 | 0.19966207 | 0.00 | (7.09) | |
| | Disposition Code: Marketing Fee | | | | | | | | | | |
| !Xref Error | AD VALOREM TAX | Feb 22 | | | | 0.00 | 0.15501887 | 0.19966207 | | 0.00 | |
| !Xref Error | WORKING INTEREST | Feb 22 | | 0.00 | | (35.51) | 0.00121401 | 0.00168966 | 0.00 | (0.06) | |
| | Disposition Code: Marketing Fee | | | | | | | | | | |
| !Xref Error | AD VALOREM TAX | Feb 22 | | | | 0.00 | 0.00121401 | 0.00168966 | | 0.00 | |
| !Xref Error | WORKING INTEREST | Feb 22 | | 2,367.64 | 91.57 | 216,797.89 | 0.15501887 | 0.15501885 | 367.02 | 33,607.76 | |
| !Xref Error | AD VALOREM TAX | Feb 22 | | | | (2,601.33) | 0.15501887 | 0.15501885 | | (460.89) | |
| !Xref Error | CONSERVATION TAX | Feb 22 | | | | (455.28) | 0.15501887 | 0.15501885 | | (80.66) | |
| !Xref Error | EMERGENCY SCHOOL TAX | Feb 22 | | | | (5,975.49) | 0.15501887 | 0.15501885 | | (1,058.62) | |
| !Xref Error | SEVERANCE TAX | Feb 22 | | | | (7,113.68) | 0.15501887 | 0.15501885 | | (1,260.28) | |
| !Xref Error | WORKING INTEREST | Feb 22 | | 2,367.64 | 91.57 | 216,797.89 | 0.00121401 | 0.00121399 | 2.87 | 263.19 | |
| !Xref Error | AD VALOREM TAX | Feb 22 | | | | (2,601.33) | 0.00121401 | 0.00121399 | | (3.61) | |
| !Xref Error | CONSERVATION TAX | Feb 22 | | | | (455.28) | 0.00121401 | 0.00121399 | | (0.63) | |
| !Xref Error | EMERGENCY SCHOOL TAX | Feb 22 | | | | (5,975.49) | 0.00121401 | 0.00121399 | | (8.29) | |
| !Xref Error | SEVERANCE TAX | Feb 22 | | | | (7,113.68) | 0.00121401 | 0.00121399 | | (9.87) | |
| | | | | | | | Total OIL | | 369.89 | 30,980.95 | |
| | | | | | | | Total Property | | | 33,638.71 | |

Property: Operator 62959000 Owner 62959000 GAZELLE 22 B3NC FED COM 1H, State: NM, County: LEA

| | | | | | | | | | | |
|--------------|----------------------|--------|--------|----------|-------|------------|--------------------|------------|-------|----------|
| GAS WELL GAS | | | | | | | | | | |
| !Xref Error | OVERRIDING ROYALTY | Feb 22 | 1.2500 | 3,540.17 | 5.54 | 19,597.32 | 0.00802318 | 0.00802304 | 28.40 | 157.23 |
| !Xref Error | AD VALOREM TAX | Feb 22 | | | | (235.15) | 0.00802318 | 0.00802304 | | (2.16) |
| !Xref Error | CONSERVATION TAX | Feb 22 | | | | (32.58) | 0.00802318 | 0.00802304 | | (0.30) |
| !Xref Error | EMERGENCY SCHOOL TAX | Feb 22 | | | | (685.91) | 0.00802318 | 0.00802304 | | (6.29) |
| !Xref Error | SEVERANCE TAX | Feb 22 | | | | (643.04) | 0.00802318 | 0.00802304 | | (5.90) |
| !Xref Error | OVERRIDING ROYALTY | Feb 22 | 1.2500 | 3,540.17 | 5.54 | 19,597.32 | 0.00009432 | 0.00009440 | 0.31 | 1.85 |
| !Xref Error | AD VALOREM TAX | Feb 22 | | | | (235.15) | 0.00009432 | 0.00009440 | | 0.00 |
| !Xref Error | CONSERVATION TAX | Feb 22 | | | | (32.58) | 0.00009432 | 0.00009440 | | 0.00 |
| !Xref Error | EMERGENCY SCHOOL TAX | Feb 22 | | | | (685.91) | 0.00009432 | 0.00009440 | | (0.04) |
| !Xref Error | SEVERANCE TAX | Feb 22 | | | | (643.04) | 0.00009432 | 0.00009440 | | (0.04) |
| | | | | | | | Total GAS WELL GAS | | 28.71 | 144.35 |
| OIL | | | | | | | | | | |
| !Xref Error | OVERRIDING ROYALTY | Feb 22 | | 2,661.92 | 91.57 | 243,745.16 | 0.00802318 | 0.00802317 | 21.36 | 1,955.61 |
| !Xref Error | AD VALOREM TAX | Feb 22 | | | | (2,924.67) | 0.00802318 | 0.00802317 | | (26.82) |
| !Xref Error | CONSERVATION TAX | Feb 22 | | | | (511.86) | 0.00802318 | 0.00802317 | | (4.69) |
| !Xref Error | EMERGENCY SCHOOL TAX | Feb 22 | | | | (6,718.23) | 0.00802318 | 0.00802317 | | (61.60) |
| !Xref Error | SEVERANCE TAX | Feb 22 | | | | (7,997.89) | 0.00802318 | 0.00802317 | | (73.34) |
| !Xref Error | OVERRIDING ROYALTY | Feb 22 | | 2,661.92 | 91.57 | 243,745.16 | 0.00009432 | 0.00009432 | 0.21 | 22.99 |
| !Xref Error | AD VALOREM TAX | Feb 22 | | | | (2,924.67) | 0.00009432 | 0.00009432 | | (0.28) |
| !Xref Error | CONSERVATION TAX | Feb 22 | | | | (511.86) | 0.00009432 | 0.00009432 | | (0.02) |

Represented Unit of Measure: Gas = MCFs, Plant Products = GALs, Oil = BBLs

Generated on Friday, June 24, 2022 2:24 PM

© 2022 Enverus. All rights reserved. Unauthorized use prohibited.

| Check Number | | 1247409 | | Owner | | 035904 SIANA OIL & GAS CO, LLC | | Operator | | MEWBOURNE OIL COMPANY | | |
|---------------------------------|------------------|----------------------|---|-----------------|-------------|--------------------------------|--------------|----------------|-----------------------|-----------------------|------------|----------|
| Owner Code | | Type | Production Date | Property Values | | | | Owner Share | | | | |
| | | | | BTU | Volume | Price | Value | Owner Interest | Distribution Interest | Volume | Value | |
| !Xref Error | | EMERGENCY SCHOOL TAX | Feb 22 | | | | (6,718.23) | 0.00009432 | 0.00009432 | | (0.71) | |
| !Xref Error | | SEVERANCE TAX | Feb 22 | | | | (7,997.89) | 0.00009432 | 0.00009432 | | (0.81) | |
| | | | | | | | | | Total OIL | | 21.57 | 1,810.33 |
| | | | | | | | | | Total Property | | | 1,954.68 |
| Property: | Operator | Owner | CREEDENCE 21/16 W0FC ST COM 4H, State: NM, County: EDDY | | | | | | | | | |
| GAS | | | | | | | | | | | | |
| 702.1 | WORKING INTEREST | Feb 22 | 1.0000 | 0.00 | | | (394.87) | 0.00477272 | 0.00640717 | 0.00 | (2.53) | |
| Disposition Code: Marketing Fee | | | | | | | | | | | | |
| !Xref Error | | AD VALOREM TAX | Feb 22 | | | | 0.00 | 0.00477272 | 0.00640717 | | 0.00 | |
| | | | | | | | | | Total GAS | | 0.00 | (2.53) |
| GAS WELL GAS | | | | | | | | | | | | |
| !Xref Error | | WORKING INTEREST | Feb 22 | 1.3200 | 51,615.44 | 7.33 | 378,216.65 | 0.00477272 | 0.00477200 | 246.35 | 1,805.12 | |
| !Xref Error | | AD VALOREM TAX | Feb 22 | | | | (3,793.60) | 0.00477272 | 0.00477200 | | (20.37) | |
| !Xref Error | | CONSERVATION TAX | Feb 22 | | | | (638.77) | 0.00477272 | 0.00477200 | | (3.43) | |
| !Xref Error | | EMERGENCY SCHOOL TAX | Feb 22 | | | | (13,447.70) | 0.00477272 | 0.00477200 | | (72.21) | |
| !Xref Error | | SEVERANCE TAX | Feb 22 | | | | (12,607.22) | 0.00477272 | 0.00477200 | | (67.69) | |
| !Xref Error | | WORKING INTEREST | Feb 22 | 1.3200 | (51,615.44) | 7.33 | (378,216.65) | 0.00477272 | 0.00477200 | (246.35) | (1,805.12) | |
| !Xref Error | | AD VALOREM TAX | Feb 22 | | | | 3,793.60 | 0.00477272 | 0.00477200 | | 20.37 | |
| !Xref Error | | CONSERVATION TAX | Feb 22 | | | | 638.77 | 0.00477272 | 0.00477200 | | 3.43 | |
| !Xref Error | | EMERGENCY SCHOOL TAX | Feb 22 | | | | 13,447.70 | 0.00477272 | 0.00477200 | | 72.21 | |
| !Xref Error | | SEVERANCE TAX | Feb 22 | | | | 12,607.22 | 0.00477272 | 0.00477200 | | 67.69 | |
| !Xref Error | | WORKING INTEREST | Feb 22 | 1.3200 | 51,615.44 | 7.33 | 378,216.65 | 0.00477272 | 0.00477271 | 246.35 | 1,805.12 | |
| !Xref Error | | AD VALOREM TAX | Feb 22 | | | | (3,793.60) | 0.00477272 | 0.00477271 | | (20.37) | |
| !Xref Error | | CONSERVATION TAX | Feb 22 | | | | (638.77) | 0.00477272 | 0.00477271 | | (3.43) | |
| !Xref Error | | EMERGENCY SCHOOL TAX | Feb 22 | | | | (13,447.70) | 0.00477272 | 0.00477271 | | (72.21) | |
| !Xref Error | | SEVERANCE TAX | Feb 22 | | | | (12,607.22) | 0.00477272 | 0.00477271 | | (67.69) | |
| | | | | | | | | | Total GAS WELL GAS | | 246.35 | 1,641.42 |
| OIL | | | | | | | | | | | | |
| !Xref Error | | WORKING INTEREST | Oct 21 | | 0.00 | | 252.63 | 0.00477272 | 0.00641200 | 0.00 | 1.62 | |
| Disposition Code: Marketing Fee | | | | | | | | | | | | |
| !Xref Error | | AD VALOREM TAX | Oct 21 | | | | 0.00 | 0.00477272 | 0.00641200 | | 0.00 | |
| !Xref Error | | WORKING INTEREST | Oct 21 | | 0.00 | | 252.63 | 0.00477272 | 0.00641200 | 0.00 | 1.62 | |
| Disposition Code: Marketing Fee | | | | | | | | | | | | |
| !Xref Error | | AD VALOREM TAX | Oct 21 | | | | 0.00 | 0.00477272 | 0.00641200 | | 0.00 | |
| !Xref Error | | WORKING INTEREST | Oct 21 | | 0.00 | | (252.63) | 0.00477272 | 0.00641200 | 0.00 | (1.62) | |
| Disposition Code: Marketing Fee | | | | | | | | | | | | |
| !Xref Error | | AD VALOREM TAX | Oct 21 | | | | 0.00 | 0.00477272 | 0.00641200 | | 0.00 | |
| !Xref Error | | WORKING INTEREST | Oct 21 | | 0.00 | | (252.63) | 0.00477272 | 0.00641200 | 0.00 | (1.62) | |
| Disposition Code: Marketing Fee | | | | | | | | | | | | |
| !Xref Error | | AD VALOREM TAX | Oct 21 | | | | 0.00 | 0.00477272 | 0.00641200 | | 0.00 | |
| !Xref Error | | WORKING INTEREST | Nov 21 | | 0.00 | | 189.15 | 0.00477272 | 0.00639700 | 0.00 | 1.21 | |
| Disposition Code: Marketing Fee | | | | | | | | | | | | |
| !Xref Error | | AD VALOREM TAX | Nov 21 | | | | 0.00 | 0.00477272 | 0.00639700 | | 0.00 | |

Represented Unit of Measure: Gas = MCFs, Plant Products = GALs, Oil = BBLs

Generated on Friday, June 24, 2022 2:24 PM

© 2022 Enverus. All rights reserved. Unauthorized use prohibited.

| Check Number | 1247409 | Owner | 035904 SIANA OIL & GAS CO, LLC | | | | Operator | MEWBOURNE OIL COMPANY | | |
|--------------|---------------------------------|-----------------|--------------------------------|-------------|-------|--------------|----------------|-----------------------|---------|------------|
| Owner Code | Type | Production Date | Property Values | | | | Owner Share | | | |
| | | | BTU | Volume | Price | Value | Owner Interest | Distribution Interest | Volume | Value |
| !Xref Error | WORKING INTEREST | Nov 21 | | 0.00 | | 189.15 | 0.00477272 | 0.00639700 | 0.00 | 1.21 |
| | Disposition Code: Marketing Fee | | | | | | | | | |
| !Xref Error | AD VALOREM TAX | Nov 21 | | | | 0.00 | 0.00477272 | 0.00639700 | | 0.00 |
| !Xref Error | WORKING INTEREST | Nov 21 | | 0.00 | | (189.15) | 0.00477272 | 0.00639700 | 0.00 | (1.21) |
| | Disposition Code: Marketing Fee | | | | | | | | | |
| !Xref Error | AD VALOREM TAX | Nov 21 | | | | 0.00 | 0.00477272 | 0.00639700 | | 0.00 |
| !Xref Error | WORKING INTEREST | Nov 21 | | 0.00 | | (189.15) | 0.00477272 | 0.00639700 | 0.00 | (1.21) |
| | Disposition Code: Marketing Fee | | | | | | | | | |
| !Xref Error | AD VALOREM TAX | Nov 21 | | | | 0.00 | 0.00477272 | 0.00639700 | | 0.00 |
| !Xref Error | WORKING INTEREST | Feb 22 | | 0.00 | | (108.76) | 0.00477272 | 0.00643619 | 0.00 | (0.70) |
| | Disposition Code: Marketing Fee | | | | | | | | | |
| !Xref Error | AD VALOREM TAX | Feb 22 | | | | 0.00 | 0.00477272 | 0.00643619 | | 0.00 |
| !Xref Error | WORKING INTEREST | Feb 22 | | 7,250.46 | 91.32 | 662,125.73 | 0.00477272 | 0.00477200 | 34.61 | 3,160.14 |
| !Xref Error | AD VALOREM TAX | Feb 22 | | | | (6,641.27) | 0.00477272 | 0.00477200 | | (35.66) |
| !Xref Error | CONSERVATION TAX | Feb 22 | | | | (1,412.53) | 0.00477272 | 0.00477200 | | (7.59) |
| !Xref Error | EMERGENCY SCHOOL TAX | Feb 22 | | | | (18,539.52) | 0.00477272 | 0.00477200 | | (99.55) |
| !Xref Error | SEVERANCE TAX | Feb 22 | | | | (22,070.86) | 0.00477272 | 0.00477200 | | (118.51) |
| !Xref Error | WORKING INTEREST | Feb 22 | | (7,250.46) | 91.32 | (662,125.73) | 0.00477272 | 0.00477200 | (34.61) | (3,160.14) |
| !Xref Error | AD VALOREM TAX | Feb 22 | | | | 6,641.27 | 0.00477272 | 0.00477200 | | 35.66 |
| !Xref Error | CONSERVATION TAX | Feb 22 | | | | 1,412.53 | 0.00477272 | 0.00477200 | | 7.59 |
| !Xref Error | EMERGENCY SCHOOL TAX | Feb 22 | | | | 18,539.52 | 0.00477272 | 0.00477200 | | 99.55 |
| !Xref Error | SEVERANCE TAX | Feb 22 | | | | 22,070.86 | 0.00477272 | 0.00477200 | | 118.51 |
| !Xref Error | WORKING INTEREST | Feb 22 | | 7,250.46 | 91.32 | 662,125.73 | 0.00477272 | 0.00477272 | 34.61 | 3,160.14 |
| !Xref Error | AD VALOREM TAX | Feb 22 | | | | (6,641.27) | 0.00477272 | 0.00477272 | | (35.66) |
| !Xref Error | CONSERVATION TAX | Feb 22 | | | | (1,412.53) | 0.00477272 | 0.00477272 | | (7.59) |
| !Xref Error | EMERGENCY SCHOOL TAX | Feb 22 | | | | (18,539.52) | 0.00477272 | 0.00477272 | | (99.55) |
| !Xref Error | SEVERANCE TAX | Feb 22 | | | | (22,070.86) | 0.00477272 | 0.00477272 | | (118.51) |
| !Xref Error | WORKING INTEREST | Nov 21 | | 12,610.15 | 77.89 | 982,248.01 | 0.00477272 | 0.00477200 | 60.19 | 4,688.00 |
| !Xref Error | AD VALOREM TAX | Nov 21 | | | | (9,852.17) | 0.00477272 | 0.00477200 | | (52.90) |
| !Xref Error | CONSERVATION TAX | Nov 21 | | | | (2,095.46) | 0.00477272 | 0.00477200 | | (11.25) |
| !Xref Error | EMERGENCY SCHOOL TAX | Nov 21 | | | | (27,502.94) | 0.00477272 | 0.00477200 | | (147.67) |
| !Xref Error | SEVERANCE TAX | Nov 21 | | | | (32,741.60) | 0.00477272 | 0.00477200 | | (175.80) |
| !Xref Error | WORKING INTEREST | Nov 21 | | 12,610.15 | 77.89 | 982,248.01 | 0.00477272 | 0.00477200 | 60.19 | 4,688.00 |
| !Xref Error | AD VALOREM TAX | Nov 21 | | | | (9,852.17) | 0.00477272 | 0.00477200 | | (52.90) |
| !Xref Error | CONSERVATION TAX | Nov 21 | | | | (2,095.46) | 0.00477272 | 0.00477200 | | (11.25) |
| !Xref Error | EMERGENCY SCHOOL TAX | Nov 21 | | | | (27,502.94) | 0.00477272 | 0.00477200 | | (147.67) |
| !Xref Error | SEVERANCE TAX | Nov 21 | | | | (32,741.60) | 0.00477272 | 0.00477200 | | (175.80) |
| !Xref Error | WORKING INTEREST | Nov 21 | | (12,610.15) | 77.89 | (982,248.01) | 0.00477272 | 0.00477200 | (60.19) | (4,688.00) |
| !Xref Error | AD VALOREM TAX | Nov 21 | | | | 9,852.17 | 0.00477272 | 0.00477200 | | 52.90 |
| !Xref Error | CONSERVATION TAX | Nov 21 | | | | 2,095.46 | 0.00477272 | 0.00477200 | | 11.25 |
| !Xref Error | EMERGENCY SCHOOL TAX | Nov 21 | | | | 27,502.94 | 0.00477272 | 0.00477200 | | 147.67 |
| !Xref Error | SEVERANCE TAX | Nov 21 | | | | 32,741.60 | 0.00477272 | 0.00477200 | | 175.80 |
| !Xref Error | WORKING INTEREST | Nov 21 | | (12,610.15) | 77.89 | (982,248.01) | 0.00477272 | 0.00477200 | (60.19) | (4,688.00) |
| !Xref Error | AD VALOREM TAX | Nov 21 | | | | 9,852.17 | 0.00477272 | 0.00477200 | | 52.90 |

Represented Unit of Measure: Gas = MCFs, Plant Products = GALs, Oil = BBLs

Generated on Friday, June 24, 2022 2:24 PM

© 2022 Enverus. All rights reserved. Unauthorized use prohibited.

| Check Number | 1247409 | Owner | 035904 SIANA OIL & GAS CO, LLC | | | | Operator | MEWBOURNE OIL COMPANY | | |
|----------------|----------------------|-----------------|--------------------------------|-------------|-------|----------------|----------------|-----------------------|---------|------------|
| Owner Code | Type | Production Date | Property Values | | | | Owner Share | | | |
| | | | BTU | Volume | Price | Value | Owner Interest | Distribution Interest | Volume | Value |
| !Xref Error | CONSERVATION TAX | Nov 21 | | | | 1,658.91 | 0.00477272 | 0.00477200 | | 8.91 |
| !Xref Error | EMERGENCY SCHOOL TAX | Nov 21 | | | | 27,502.94 | 0.00477272 | 0.00477200 | | 147.67 |
| !Xref Error | SEVERANCE TAX | Nov 21 | | | | 32,741.60 | 0.00477272 | 0.00477200 | | 175.80 |
| !Xref Error | WORKING INTEREST | Oct 21 | | 16,841.83 | 80.06 | 1,348,301.33 | 0.00477272 | 0.00477200 | 80.38 | 6,435.07 |
| !Xref Error | AD VALOREM TAX | Oct 21 | | | | (13,523.76) | 0.00477272 | 0.00477200 | | (72.62) |
| !Xref Error | CONSERVATION TAX | Oct 21 | | | | (2,876.38) | 0.00477272 | 0.00477200 | | (15.45) |
| !Xref Error | EMERGENCY SCHOOL TAX | Oct 21 | | | | (37,752.44) | 0.00477272 | 0.00477200 | | (202.71) |
| !Xref Error | SEVERANCE TAX | Oct 21 | | | | (44,943.38) | 0.00477272 | 0.00477200 | | (241.32) |
| !Xref Error | WORKING INTEREST | Oct 21 | | 16,841.83 | 80.06 | 1,348,301.33 | 0.00477272 | 0.00477200 | 80.38 | 6,435.07 |
| !Xref Error | AD VALOREM TAX | Oct 21 | | | | (13,523.76) | 0.00477272 | 0.00477200 | | (72.62) |
| !Xref Error | CONSERVATION TAX | Oct 21 | | | | (2,876.38) | 0.00477272 | 0.00477200 | | (15.45) |
| !Xref Error | EMERGENCY SCHOOL TAX | Oct 21 | | | | (37,752.44) | 0.00477272 | 0.00477200 | | (202.71) |
| !Xref Error | SEVERANCE TAX | Oct 21 | | | | (44,943.38) | 0.00477272 | 0.00477200 | | (241.32) |
| !Xref Error | WORKING INTEREST | Oct 21 | | (16,841.83) | 80.06 | (1,348,301.33) | 0.00477272 | 0.00477200 | (80.38) | (6,435.07) |
| !Xref Error | AD VALOREM TAX | Oct 21 | | | | 13,523.76 | 0.00477272 | 0.00477200 | | 72.62 |
| !Xref Error | CONSERVATION TAX | Oct 21 | | | | 2,876.38 | 0.00477272 | 0.00477200 | | 15.45 |
| !Xref Error | EMERGENCY SCHOOL TAX | Oct 21 | | | | 37,752.44 | 0.00477272 | 0.00477200 | | 202.71 |
| !Xref Error | SEVERANCE TAX | Oct 21 | | | | 44,943.38 | 0.00477272 | 0.00477200 | | 241.32 |
| !Xref Error | WORKING INTEREST | Oct 21 | | (16,841.83) | 80.06 | (1,348,301.33) | 0.00477272 | 0.00477200 | (80.38) | (6,435.07) |
| !Xref Error | AD VALOREM TAX | Oct 21 | | | | 13,523.76 | 0.00477272 | 0.00477200 | | 72.62 |
| !Xref Error | CONSERVATION TAX | Oct 21 | | | | 2,277.13 | 0.00477272 | 0.00477200 | | 12.23 |
| !Xref Error | EMERGENCY SCHOOL TAX | Oct 21 | | | | 37,752.44 | 0.00477272 | 0.00477200 | | 202.71 |
| !Xref Error | SEVERANCE TAX | Oct 21 | | | | 44,943.38 | 0.00477272 | 0.00477200 | | 241.32 |
| Total OIL | | | | | | | | | 34.61 | 2,892.57 |
| Total Property | | | | | | | | | | 4,531.46 |

Property: **Operator** 72186000 **Owner** CREEDW1FC3 **CREEDENCE 21/16 W1FC ST COM 3H, State: NM, County: EDDY**

| | | | | | | | | | | |
|------------------|--|--------|--------|-------------|------|--------------|------------|------------|-------------|---------------|
| GAS | | | | | | | | | | |
| 702.1 | WORKING INTEREST | Feb 22 | 1.0000 | 0.00 | | (361.74) | 0.00477272 | 0.00638580 | 0.00 | (2.31) |
| | <i>Disposition Code: Marketing Fee</i> | | | | | | | | | |
| IXref Error | AD VALOREM TAX | Feb 22 | | | | 0.00 | 0.00477272 | 0.00638580 | | 0.00 |
| Total GAS | | | | | | | | | 0.00 | (2.31) |
| GAS WELL GAS | | | | | | | | | | |
| IXref Error | WORKING INTEREST | Feb 22 | 1.3200 | 47,285.50 | 7.33 | 346,488.57 | 0.00477272 | 0.00477200 | 225.68 | 1,653.69 |
| IXref Error | AD VALOREM TAX | Feb 22 | | | | (3,475.36) | 0.00477272 | 0.00477200 | | (18.66) |
| IXref Error | CONSERVATION TAX | Feb 22 | | | | (585.18) | 0.00477272 | 0.00477200 | | (3.15) |
| IXref Error | EMERGENCY SCHOOL TAX | Feb 22 | | | | (12,319.59) | 0.00477272 | 0.00477200 | | (66.15) |
| IXref Error | SEVERANCE TAX | Feb 22 | | | | (11,549.62) | 0.00477272 | 0.00477200 | | (62.02) |
| IXref Error | WORKING INTEREST | Feb 22 | 1.3200 | (47,285.50) | 7.33 | (346,488.57) | 0.00477272 | 0.00477200 | (225.68) | (1,653.69) |
| IXref Error | AD VALOREM TAX | Feb 22 | | | | 3,475.36 | 0.00477272 | 0.00477200 | | 18.66 |
| IXref Error | CONSERVATION TAX | Feb 22 | | | | 585.18 | 0.00477272 | 0.00477200 | | 3.15 |
| IXref Error | EMERGENCY SCHOOL TAX | Feb 22 | | | | 12,319.59 | 0.00477272 | 0.00477200 | | 66.15 |
| IXref Error | SEVERANCE TAX | Feb 22 | | | | 11,549.62 | 0.00477272 | 0.00477200 | | 62.02 |
| IXref Error | WORKING INTEREST | Feb 22 | 1.3200 | 47,285.50 | 7.33 | 346,488.57 | 0.00477272 | 0.00477271 | 225.68 | 1,653.69 |

Represented Unit of Measure: Gas = MCFs, Plant Products = GALs, Oil = BBLs

Generated on Friday, June 24, 2022 2:24 PM

© 2022 Enverus. All rights reserved. Unauthorized use prohibited.

| Check Number | 1247409 | Owner | 035904 SIANA OIL & GAS CO, LLC | | | | Operator | MEWBOURNE OIL COMPANY | | | |
|--------------|---------------------------------|-----------------|--------------------------------|------------|-------|--------------|--------------------|-----------------------|---------|------------|--|
| Owner Code | Type | Production Date | Property Values | | | | Owner Share | | | | |
| | | | BTU | Volume | Price | Value | Owner Interest | Distribution Interest | Volume | Value | |
| IXref Error | AD VALOREM TAX | Feb 22 | | | | (3,475.36) | 0.00477272 | 0.00477271 | | (18.66) | |
| IXref Error | CONSERVATION TAX | Feb 22 | | | | (585.18) | 0.00477272 | 0.00477271 | | (3.15) | |
| IXref Error | EMERGENCY SCHOOL TAX | Feb 22 | | | | (12,319.59) | 0.00477272 | 0.00477271 | | (66.15) | |
| IXref Error | SEVERANCE TAX | Feb 22 | | | | (11,549.62) | 0.00477272 | 0.00477271 | | (62.02) | |
| | | | | | | | Total GAS WELL GAS | | 225.68 | 1,503.71 | |
| OIL | | | | | | | | | | | |
| IXref Error | WORKING INTEREST | Oct 21 | | 0.00 | | 186.20 | 0.00477272 | 0.00639000 | 0.00 | 1.19 | |
| | Disposition Code: Marketing Fee | | | | | | | | | | |
| IXref Error | AD VALOREM TAX | Oct 21 | | | | 0.00 | 0.00477272 | 0.00639000 | | 0.00 | |
| IXref Error | WORKING INTEREST | Oct 21 | | 0.00 | | 186.20 | 0.00477272 | 0.00639000 | 0.00 | 1.19 | |
| | Disposition Code: Marketing Fee | | | | | | | | | | |
| IXref Error | AD VALOREM TAX | Oct 21 | | | | 0.00 | 0.00477272 | 0.00639000 | | 0.00 | |
| IXref Error | WORKING INTEREST | Oct 21 | | 0.00 | | (186.20) | 0.00477272 | 0.00639000 | 0.00 | (1.19) | |
| | Disposition Code: Marketing Fee | | | | | | | | | | |
| IXref Error | AD VALOREM TAX | Oct 21 | | | | 0.00 | 0.00477272 | 0.00639000 | | 0.00 | |
| IXref Error | WORKING INTEREST | Oct 21 | | 0.00 | | (186.20) | 0.00477272 | 0.00639000 | 0.00 | (1.19) | |
| | Disposition Code: Marketing Fee | | | | | | | | | | |
| IXref Error | AD VALOREM TAX | Oct 21 | | | | 0.00 | 0.00477272 | 0.00639000 | | 0.00 | |
| IXref Error | WORKING INTEREST | Nov 21 | | 0.00 | | 156.69 | 0.00477272 | 0.00638200 | 0.00 | 1.00 | |
| | Disposition Code: Marketing Fee | | | | | | | | | | |
| IXref Error | AD VALOREM TAX | Nov 21 | | | | 0.00 | 0.00477272 | 0.00638200 | | 0.00 | |
| IXref Error | WORKING INTEREST | Nov 21 | | 0.00 | | 156.69 | 0.00477272 | 0.00638200 | 0.00 | 1.00 | |
| | Disposition Code: Marketing Fee | | | | | | | | | | |
| IXref Error | AD VALOREM TAX | Nov 21 | | | | 0.00 | 0.00477272 | 0.00638200 | | 0.00 | |
| IXref Error | WORKING INTEREST | Nov 21 | | 0.00 | | (156.69) | 0.00477272 | 0.00638200 | 0.00 | (1.00) | |
| | Disposition Code: Marketing Fee | | | | | | | | | | |
| IXref Error | AD VALOREM TAX | Nov 21 | | | | 0.00 | 0.00477272 | 0.00638200 | | 0.00 | |
| IXref Error | WORKING INTEREST | Feb 22 | | 0.00 | | (95.72) | 0.00477272 | 0.00637275 | 0.00 | (0.61) | |
| | Disposition Code: Marketing Fee | | | | | | | | | | |
| IXref Error | AD VALOREM TAX | Feb 22 | | | | 0.00 | 0.00477272 | 0.00637275 | | 0.00 | |
| IXref Error | WORKING INTEREST | Feb 22 | | 6,381.39 | 91.32 | 582,759.81 | 0.00477272 | 0.00477200 | 30.46 | 2,781.35 | |
| IXref Error | AD VALOREM TAX | Feb 22 | | | | (5,845.21) | 0.00477272 | 0.00477200 | | (31.39) | |
| IXref Error | CONSERVATION TAX | Feb 22 | | | | (1,243.22) | 0.00477272 | 0.00477200 | | (6.68) | |
| IXref Error | EMERGENCY SCHOOL TAX | Feb 22 | | | | (16,317.27) | 0.00477272 | 0.00477200 | | (87.61) | |
| IXref Error | SEVERANCE TAX | Feb 22 | | | | (19,425.33) | 0.00477272 | 0.00477200 | | (104.30) | |
| IXref Error | WORKING INTEREST | Feb 22 | | (6,381.39) | 91.32 | (582,759.81) | 0.00477272 | 0.00477200 | (30.46) | (2,781.35) | |
| IXref Error | AD VALOREM TAX | Feb 22 | | | | 5,845.21 | 0.00477272 | 0.00477200 | | 31.39 | |
| IXref Error | CONSERVATION TAX | Feb 22 | | | | 1,243.22 | 0.00477272 | 0.00477200 | | 6.68 | |
| IXref Error | EMERGENCY SCHOOL TAX | Feb 22 | | | | 16,317.27 | 0.00477272 | 0.00477200 | | 87.61 | |
| IXref Error | SEVERANCE TAX | Feb 22 | | | | 19,425.33 | 0.00477272 | 0.00477200 | | 104.30 | |
| IXref Error | WORKING INTEREST | Feb 22 | | 6,381.39 | 91.32 | 582,759.81 | 0.00477272 | 0.00477272 | 30.46 | 2,781.35 | |
| IXref Error | AD VALOREM TAX | Feb 22 | | | | (5,845.21) | 0.00477272 | 0.00477272 | | (31.39) | |

Represented Unit of Measure: Gas = MCFs, Plant Products = GALs, Oil = BBLs

Generated on Friday, June 24, 2022 2:24 PM

© 2022 Enverus. All rights reserved. Unauthorized use prohibited.

| Check Number | | 1247409 | Owner | 035904 SIANA OIL & GAS CO, LLC | | | Operator | MEWBOURNE OIL COMPANY | | |
|--------------|----------------------|-----------------|-----------------|--------------------------------|-------|--------------|----------------|-----------------------|---------|------------|
| Owner Code | Type | Production Date | Property Values | | | | Owner Share | | | |
| | | | BTU | Volume | Price | Value | Owner Interest | Distribution Interest | Volume | Value |
| !Xref Error | CONSERVATION TAX | Feb 22 | | | | (1,243.22) | 0.00477272 | 0.00477272 | | (6.68) |
| !Xref Error | EMERGENCY SCHOOL TAX | Feb 22 | | | | (16,317.27) | 0.00477272 | 0.00477272 | | (87.61) |
| !Xref Error | SEVERANCE TAX | Feb 22 | | | | (19,425.33) | 0.00477272 | 0.00477272 | | (104.30) |
| !Xref Error | WORKING INTEREST | Nov 21 | | 10,445.94 | 77.89 | 813,669.59 | 0.00477272 | 0.00477200 | 49.86 | 3,883.42 |
| !Xref Error | AD VALOREM TAX | Nov 21 | | | | (8,161.29) | 0.00477272 | 0.00477200 | | (43.82) |
| !Xref Error | CONSERVATION TAX | Nov 21 | | | | (1,735.83) | 0.00477272 | 0.00477200 | | (9.32) |
| !Xref Error | EMERGENCY SCHOOL TAX | Nov 21 | | | | (22,782.75) | 0.00477272 | 0.00477200 | | (122.33) |
| !Xref Error | SEVERANCE TAX | Nov 21 | | | | (27,122.32) | 0.00477272 | 0.00477200 | | (145.63) |
| !Xref Error | WORKING INTEREST | Nov 21 | | 10,445.94 | 77.89 | 813,669.59 | 0.00477272 | 0.00477200 | 49.86 | 3,883.42 |
| !Xref Error | AD VALOREM TAX | Nov 21 | | | | (8,161.29) | 0.00477272 | 0.00477200 | | (43.82) |
| !Xref Error | CONSERVATION TAX | Nov 21 | | | | (1,735.83) | 0.00477272 | 0.00477200 | | (9.32) |
| !Xref Error | EMERGENCY SCHOOL TAX | Nov 21 | | | | (22,782.75) | 0.00477272 | 0.00477200 | | (122.33) |
| !Xref Error | SEVERANCE TAX | Nov 21 | | | | (27,122.32) | 0.00477272 | 0.00477200 | | (145.63) |
| !Xref Error | WORKING INTEREST | Nov 21 | | (10,445.94) | 77.89 | (813,669.59) | 0.00477272 | 0.00477200 | (49.86) | (3,883.42) |
| !Xref Error | AD VALOREM TAX | Nov 21 | | | | 8,161.29 | 0.00477272 | 0.00477200 | | 43.82 |
| !Xref Error | CONSERVATION TAX | Nov 21 | | | | 1,735.83 | 0.00477272 | 0.00477200 | | 9.32 |
| !Xref Error | EMERGENCY SCHOOL TAX | Nov 21 | | | | 22,782.75 | 0.00477272 | 0.00477200 | | 122.33 |
| !Xref Error | SEVERANCE TAX | Nov 21 | | | | 27,122.32 | 0.00477272 | 0.00477200 | | 145.63 |
| !Xref Error | WORKING INTEREST | Nov 21 | | (10,445.94) | 77.89 | (813,669.59) | 0.00477272 | 0.00477200 | (49.86) | (3,883.42) |
| !Xref Error | AD VALOREM TAX | Nov 21 | | | | 8,161.29 | 0.00477272 | 0.00477200 | | 43.82 |
| !Xref Error | CONSERVATION TAX | Nov 21 | | | | 1,374.20 | 0.00477272 | 0.00477200 | | 7.38 |
| !Xref Error | EMERGENCY SCHOOL TAX | Nov 21 | | | | 22,782.75 | 0.00477272 | 0.00477200 | | 122.33 |
| !Xref Error | SEVERANCE TAX | Nov 21 | | | | 27,122.32 | 0.00477272 | 0.00477200 | | 145.63 |
| !Xref Error | WORKING INTEREST | Oct 21 | | 12,413.15 | 80.06 | 993,755.83 | 0.00477272 | 0.00477200 | 59.25 | 4,742.92 |
| !Xref Error | AD VALOREM TAX | Oct 21 | | | | (9,967.59) | 0.00477272 | 0.00477200 | | (53.52) |
| !Xref Error | CONSERVATION TAX | Oct 21 | | | | (2,120.01) | 0.00477272 | 0.00477200 | | (11.39) |
| !Xref Error | EMERGENCY SCHOOL TAX | Oct 21 | | | | (27,825.16) | 0.00477272 | 0.00477200 | | (149.40) |
| !Xref Error | SEVERANCE TAX | Oct 21 | | | | (33,125.19) | 0.00477272 | 0.00477200 | | (177.86) |
| !Xref Error | WORKING INTEREST | Oct 21 | | 12,413.15 | 80.06 | 993,755.83 | 0.00477272 | 0.00477200 | 59.25 | 4,742.92 |
| !Xref Error | AD VALOREM TAX | Oct 21 | | | | (9,967.59) | 0.00477272 | 0.00477200 | | (53.52) |
| !Xref Error | CONSERVATION TAX | Oct 21 | | | | (2,120.01) | 0.00477272 | 0.00477200 | | (11.39) |
| !Xref Error | EMERGENCY SCHOOL TAX | Oct 21 | | | | (27,825.16) | 0.00477272 | 0.00477200 | | (149.40) |
| !Xref Error | SEVERANCE TAX | Oct 21 | | | | (33,125.19) | 0.00477272 | 0.00477200 | | (177.86) |
| !Xref Error | WORKING INTEREST | Oct 21 | | (12,413.15) | 80.06 | (993,755.83) | 0.00477272 | 0.00477200 | (59.25) | (4,742.92) |
| !Xref Error | AD VALOREM TAX | Oct 21 | | | | 9,967.59 | 0.00477272 | 0.00477200 | | 53.52 |
| !Xref Error | CONSERVATION TAX | Oct 21 | | | | 2,120.01 | 0.00477272 | 0.00477200 | | 11.39 |
| !Xref Error | EMERGENCY SCHOOL TAX | Oct 21 | | | | 27,825.16 | 0.00477272 | 0.00477200 | | 149.40 |
| !Xref Error | SEVERANCE TAX | Oct 21 | | | | 33,125.19 | 0.00477272 | 0.00477200 | | 177.86 |
| !Xref Error | WORKING INTEREST | Oct 21 | | (12,413.15) | 80.06 | (993,755.83) | 0.00477272 | 0.00477200 | (59.25) | (4,742.92) |
| !Xref Error | AD VALOREM TAX | Oct 21 | | | | 9,967.59 | 0.00477272 | 0.00477200 | | 53.52 |
| !Xref Error | CONSERVATION TAX | Oct 21 | | | | 1,678.34 | 0.00477272 | 0.00477200 | | 9.02 |
| !Xref Error | EMERGENCY SCHOOL TAX | Oct 21 | | | | 27,825.16 | 0.00477272 | 0.00477200 | | 149.40 |
| !Xref Error | SEVERANCE TAX | Oct 21 | | | | 33,125.19 | 0.00477272 | 0.00477200 | | 177.86 |
| Total OIL | | | | | | | | | 30.46 | 2,546.45 |

Represented Unit of Measure: Gas = MCFs, Plant Products = GALs, Oil = BBLs

Generated on Friday, June 24, 2022 2:24 PM

© 2022 Enverus. All rights reserved. Unauthorized use prohibited.

| | | | | | |
|--------------|---------|-------|--------------------------------|----------|-----------------------|
| Check Number | 1247409 | Owner | 035904 SIANA OIL & GAS CO, LLC | Operator | MEWBOURNE OIL COMPANY |
|--------------|---------|-------|--------------------------------|----------|-----------------------|

| | | | Property Values | | | | Owner Share | | | |
|----------------|----------------------|---------------------|--|--------|-------|------------|----------------|-----------------------|----------|--------|
| Owner Code | Type | Production Date | BTU | Volume | Price | Value | Owner Interest | Distribution Interest | Volume | Value |
| Total Property | | | | | | | | | 4,047.85 | |
| Property: | Operator 72310000 | Owner IBEX15/108 | IBEX 15/10 B1PA FED COM 2H, State: NM, County: LEA | | | | | | | |
| GAS | | | | | | | | | | |
| 702.1 | WORKING INTEREST | Jul 21 | 1.0000 | 0.00 | | 4,775.50 | 0.00053902 | 0.00053800 | 0.00 | 2.57 |
| !Xref Error | PRODUCTION TAX | Jul 21 | | | | (453.14) | 0.00053902 | 0.00053800 | | (0.24) |
| 702.1 | WORKING INTEREST | Jul 21 | 1.0000 | 0.00 | | (4,803.84) | 0.00053902 | 0.00053900 | 0.00 | (2.59) |
| !Xref Error | PRODUCTION TAX | Jul 21 | | | | 453.14 | 0.00053902 | 0.00053900 | | 0.24 |
| 702.1 | WORKING INTEREST | Feb 22 | 1.0000 | 0.00 | | (783.78) | 0.00053902 | 0.00053586 | 0.00 | (0.42) |
| !Xref Error | PRODUCTION TAX | Feb 22 | | | | 72.98 | 0.00053902 | 0.00053586 | | 0.04 |
| Total GAS | | | | | | | | | 0.00 | (0.40) |
| Total Property | | | | | | | | | | (0.40) |

| | | | | | |
|-------------|-------------------|------------------|-------------|------------------------|-----------------|
| | Owner Gross Value | Owner Deductions | Owner Taxes | Non Revenue Deductions | Owner Net Value |
| Check Total | 108,278.38 | (36,960.19) | (9,310.36) | | 62,007.83 |



Revenue Statement

Owner

035904
SIANA OIL & GAS CO, LLC
TOM M RAGSDALE
P O BOX 2246
CONROE, TX 77305

Operator

MEWBOURNE OIL COMPANY
REVENUE DISBURSEMENT ACCOUNT
P O BOX 7698
TYLER, TX 75711-7698
(903) 561-2900
ownerrelations@mewbourne.com

Check

| | |
|--------------|--------------|
| Check Number | 1260537 |
| Check Amount | 15,479.98 |
| Check Date | May 15, 2022 |
| Check Type | ACH |

Copyright Notice

© 2022 Enverus. All rights reserved. Unauthorized use prohibited.

Data, reports, user interface, software and other content which is accessed by users through EnergyLink constitutes copyright protected content owned by Enverus. Any unauthorized copying, scraping, downloading, transmission, redistribution, reproduction, republishing or other duplication or modification of copyright protected content is a violation of Canadian and US federal copyright laws and may be subject to legal action. Other than PDF copies for use in an unmodified format by authorized users, no one has permission to copy, scrape, download, retransmit, redistribute, reproduce, republish, duplicate, modify or make public for commercial use this copyright protected content, in any form, without the express written permission of Enverus.

| Owner Code | | Type | Production Date | Property Values | | | | Owner Share | | | |
|---------------------------------|----------------------|----------------------|--|-----------------|----------|--------|------------|----------------|-----------------------|------------------|-------|
| | | | | BTU | Volume | Price | Value | Owner Interest | Distribution Interest | Volume | Value |
| Property: | Operator 00005000 | Owner No CC Xref | JIB CLEARING - REVENUE, State: TX, County: 999 | | | | | | | | |
| GAS | | | | | | | | | | | |
| !Xref Error | | JIB OFFSET | May 22 | | | | 0.00 | 0.00000000 | 0.00000000 | (91,820.80) | |
| Total GAS | | | | | | | | | (91,820.80) | | |
| Total Property | | | | | | | | | (91,820.80) | | |
| Property: | Operator 62390000 | Owner PRONG1H1 | PRONGHORN 15 B3BO FED COM 1H, State: NM, County: LEA | | | | | | | | |
| OIL | | | | | | | | | | | |
| !Xref Error | | WORKING INTEREST | Mar 22 | | 0.00 | | (33.35) | 0.05402784 | 0.06866567 | 0.00 (2.29) | |
| Disposition Code: Marketing Fee | | | | | | | | | | | |
| !Xref Error | | AD VALOREM TAX | Mar 22 | | | | 0.00 | 0.05402784 | 0.06866567 | 0.00 | |
| !Xref Error | | WORKING INTEREST | Mar 22 | | 2,223.37 | 110.04 | 244,648.74 | 0.05402784 | 0.05402783 | 120.15 13,217.84 | |
| !Xref Error | | AD VALOREM TAX | Mar 22 | | | | (2,935.51) | 0.05402784 | 0.05402783 | (181.27) | |
| !Xref Error | | CONSERVATION TAX | Mar 22 | | | | (513.76) | 0.05402784 | 0.05402783 | (31.74) | |
| !Xref Error | | EMERGENCY SCHOOL TAX | Mar 22 | | | | (6,743.13) | 0.05402784 | 0.05402783 | (416.37) | |
| !Xref Error | | PRODUCTION TAX | Mar 22 | | | | 0.00 | 0.05402784 | 0.05402783 | 0.00 | |
| !Xref Error | | SEVERANCE TAX | Mar 22 | | | | (8,027.54) | 0.05402784 | 0.05402783 | (495.68) | |
| Total OIL | | | | | | | | | 120.15 | 12,090.49 | |
| Total Property | | | | | | | | | 12,090.49 | | |
| Property: | Operator 62391000 | Owner PRONG1H2 | PRONGHORN 15 B3CN FED COM 1H, State: NM, County: LEA | | | | | | | | |
| GAS | | | | | | | | | | | |
| 702.1 | | WORKING INTEREST | Mar 22 | 1.0000 | 0.00 | | (88.35) | 0.05391420 | 0.06847765 | 0.00 (6.05) | |
| Disposition Code: Marketing Fee | | | | | | | | | | | |

Represented Unit of Measure: Gas = MCFs, Plant Products = GALs, Oil = BBLs

Generated on Friday, June 24, 2022 2:24 PM

© 2022 Enverus. All rights reserved. Unauthorized use prohibited.

| Check Number | 1260537 | Owner | 035904 SIANA OIL & GAS CO, LLC | | | | Operator | MEWBOURNE OIL COMPANY | | | |
|---------------------------------|----------------------|-----------------|--|-----------|--------|------------|----------------|-----------------------|----------------|-----------|-----------|
| Owner Code | Type | Production Date | Property Values | | | | Owner Share | | | | |
| | | | BTU | Volume | Price | Value | Owner Interest | Distribution Interest | Volume | Value | |
| !Xref Error | AD VALOREM TAX | Mar 22 | | | | 0.00 | 0.05391420 | 0.06847765 | | 0.00 | |
| 702.1 | WORKING INTEREST | Mar 22 | 1.0000 | 0.00 | | (1,206.35) | 0.06837475 | 0.06837153 | 0.00 | (82.48) | |
| !Xref Error | PRODUCTION TAX | Mar 22 | | | | 112.33 | 0.06837475 | 0.06837153 | | 7.68 | |
| 702.1 | WORKING INTEREST | Mar 22 | 1.2600 | 11,779.83 | 6.64 | 78,243.83 | 0.05391420 | 0.05391441 | 635.12 | 4,218.47 | |
| !Xref Error | AD VALOREM TAX | Mar 22 | | | | (938.84) | 0.05391420 | 0.05391441 | | (57.87) | |
| !Xref Error | CONSERVATION TAX | Mar 22 | | | | (130.08) | 0.05391420 | 0.05391441 | | (8.04) | |
| !Xref Error | EMERGENCY SCHOOL TAX | Mar 22 | | | | (2,738.53) | 0.05391420 | 0.05391441 | | (168.76) | |
| GAS.TXSEV | SEVERANCE TAX | Mar 22 | | | | (2,567.38) | 0.05391420 | 0.05391441 | | (158.21) | |
| | | | | | | | | | Total GAS | 635.12 | 3,744.74 |
| OIL | | | | | | | | | | | |
| !Xref Error | WORKING INTEREST | Mar 22 | | 0.00 | | (22.12) | 0.05391420 | 0.06871609 | 0.00 | (1.52) | |
| Disposition Code: Marketing Fee | | | | | | | | | | | |
| !Xref Error | AD VALOREM TAX | Mar 22 | | | | 0.00 | 0.05391420 | 0.06871609 | | 0.00 | |
| !Xref Error | WORKING INTEREST | Mar 22 | | 1,474.84 | 110.04 | 162,284.17 | 0.05391420 | 0.05391425 | 79.53 | 8,749.43 | |
| !Xref Error | AD VALOREM TAX | Mar 22 | | | | (1,947.23) | 0.05391420 | 0.05391425 | | (120.00) | |
| !Xref Error | CONSERVATION TAX | Mar 22 | | | | (340.80) | 0.05391420 | 0.05391425 | | (21.02) | |
| !Xref Error | EMERGENCY SCHOOL TAX | Mar 22 | | | | (4,472.96) | 0.05391420 | 0.05391425 | | (275.63) | |
| !Xref Error | SEVERANCE TAX | Mar 22 | | | | (5,324.95) | 0.05391420 | 0.05391425 | | (328.11) | |
| | | | | | | | | | Total OIL | 79.53 | 8,003.15 |
| | | | | | | | | | Total Property | | 11,747.89 |
| Property: | Operator | Owner | PRONGHORN 15 B3DM FED COM 1H, State: NM, County: LEA | | | | | | | | |
| 62392000 | | PRONG1H | | | | | | | | | |
| OIL | | | | | | | | | | | |
| !Xref Error | WORKING INTEREST | Mar 22 | | 0.00 | | (9.88) | 0.05328145 | 0.06882591 | 0.00 | (0.68) | |
| Disposition Code: Marketing Fee | | | | | | | | | | | |
| !Xref Error | AD VALOREM TAX | Mar 22 | | | | 0.00 | 0.05328145 | 0.06882591 | | 0.00 | |
| !Xref Error | WORKING INTEREST | Mar 22 | | 658.38 | 110.04 | 72,444.91 | 0.05328145 | 0.05328145 | 35.10 | 3,859.97 | |
| !Xref Error | AD VALOREM TAX | Mar 22 | | | | (869.26) | 0.05328145 | 0.05328145 | | (52.95) | |
| !Xref Error | CONSERVATION TAX | Mar 22 | | | | (152.13) | 0.05328145 | 0.05328145 | | (9.29) | |
| !Xref Error | EMERGENCY SCHOOL TAX | Mar 22 | | | | (1,996.76) | 0.05328145 | 0.05328145 | | (121.62) | |
| !Xref Error | SEVERANCE TAX | Mar 22 | | | | (2,377.10) | 0.05328145 | 0.05328145 | | (144.77) | |
| | | | | | | | | | Total OIL | 35.10 | 3,530.66 |
| | | | | | | | | | Total Property | | 3,530.66 |
| Property: | Operator | Owner | IBEX 10 B3MD FED COM 1H, State: NM, County: LEA | | | | | | | | |
| 62774000 | | IBEX10 | | | | | | | | | |
| OIL | | | | | | | | | | | |
| !Xref Error | WORKING INTEREST | Mar 22 | | 0.00 | | (34.24) | 0.04291353 | 0.05461449 | 0.00 | (1.87) | |
| Disposition Code: Marketing Fee | | | | | | | | | | | |
| !Xref Error | AD VALOREM TAX | Mar 22 | | | | 0.00 | 0.04291353 | 0.05461449 | | 0.00 | |
| !Xref Error | WORKING INTEREST | Mar 22 | | 0.00 | | (34.24) | 0.00063359 | 0.00087617 | 0.00 | (0.03) | |
| Disposition Code: Marketing Fee | | | | | | | | | | | |
| !Xref Error | AD VALOREM TAX | Mar 22 | | | | 0.00 | 0.00063359 | 0.00087617 | | 0.00 | |
| !Xref Error | WORKING INTEREST | Mar 22 | | 2,282.61 | 110.04 | 251,167.22 | 0.04291353 | 0.04291356 | 97.97 | 10,778.48 | |

Represented Unit of Measure: Gas = MCFs, Plant Products = GALs, Oil = BBLs

Generated on Friday, June 24, 2022 2:24 PM

© 2022 Enverus. All rights reserved. Unauthorized use prohibited.

| Check Number | 1260537 | Owner | 035904 SIANA OIL & GAS CO, LLC | Operator | MEWBOURNE OIL COMPANY | | | | | |
|---------------------------------|----------------------|-----------------|---|----------|-----------------------|------------|----------------|-----------------------|--------|-----------|
| Owner Code | Type | Production Date | Property Values | | | | Owner Share | | | |
| | | | BTU | Volume | Price | Value | Owner Interest | Distribution Interest | Volume | Value |
| !Xref Error | AD VALOREM TAX | Mar 22 | | | | (3,013.72) | 0.04291353 | 0.04291356 | | (147.84) |
| !Xref Error | CONSERVATION TAX | Mar 22 | | | | (527.45) | 0.04291353 | 0.04291356 | | (25.89) |
| !Xref Error | EMERGENCY SCHOOL TAX | Mar 22 | | | | (6,922.80) | 0.04291353 | 0.04291356 | | (339.54) |
| !Xref Error | SEVERANCE TAX | Mar 22 | | | | (8,241.42) | 0.04291353 | 0.04291356 | | (404.21) |
| !Xref Error | WORKING INTEREST | Mar 22 | | 2,282.61 | 110.04 | 251,167.22 | 0.00063359 | 0.00063360 | 1.45 | 159.14 |
| !Xref Error | AD VALOREM TAX | Mar 22 | | | | (3,013.72) | 0.00063359 | 0.00063360 | | (2.18) |
| !Xref Error | CONSERVATION TAX | Mar 22 | | | | (527.45) | 0.00063359 | 0.00063360 | | (0.38) |
| !Xref Error | EMERGENCY SCHOOL TAX | Mar 22 | | | | (6,922.80) | 0.00063359 | 0.00063360 | | (5.01) |
| !Xref Error | SEVERANCE TAX | Mar 22 | | | | (8,241.42) | 0.00063359 | 0.00063360 | | (5.97) |
| Total OIL | | | | | | | | | 99.42 | 10,004.70 |
| Total Property | | | | | | | | | | 10,004.70 |
| Property: | Operator 62775000 | Owner IBEX1 | IBEX 10 B3NC FED COM 1H, State: NM, County: LEA | | | | | | | |
| OIL | | | | | | | | | | |
| !Xref Error | WORKING INTEREST | Mar 22 | | 0.00 | | (25.99) | 0.04291353 | 0.05425164 | 0.00 | (1.41) |
| Disposition Code: Marketing Fee | | | | | | | | | | |
| !Xref Error | AD VALOREM TAX | Mar 22 | | | | 0.00 | 0.04291353 | 0.05425164 | | 0.00 |
| !Xref Error | WORKING INTEREST | Mar 22 | | 0.00 | | (25.99) | 0.00063359 | 0.00076953 | 0.00 | (0.02) |
| Disposition Code: Marketing Fee | | | | | | | | | | |
| !Xref Error | AD VALOREM TAX | Mar 22 | | | | 0.00 | 0.00063359 | 0.00076953 | | 0.00 |
| !Xref Error | WORKING INTEREST | Mar 22 | | 1,732.34 | 110.04 | 190,618.20 | 0.04291353 | 0.04291358 | 74.36 | 8,180.11 |
| !Xref Error | AD VALOREM TAX | Mar 22 | | | | (2,287.20) | 0.04291353 | 0.04291358 | | (112.20) |
| !Xref Error | CONSERVATION TAX | Mar 22 | | | | (400.30) | 0.04291353 | 0.04291358 | | (19.66) |
| !Xref Error | EMERGENCY SCHOOL TAX | Mar 22 | | | | (5,253.91) | 0.04291353 | 0.04291358 | | (257.70) |
| !Xref Error | SEVERANCE TAX | Mar 22 | | | | (6,254.66) | 0.04291353 | 0.04291358 | | (306.77) |
| !Xref Error | WORKING INTEREST | Mar 22 | | 1,732.34 | 110.04 | 190,618.20 | 0.00063359 | 0.00063357 | 1.10 | 120.77 |
| !Xref Error | AD VALOREM TAX | Mar 22 | | | | (2,287.20) | 0.00063359 | 0.00063357 | | (1.66) |
| !Xref Error | CONSERVATION TAX | Mar 22 | | | | (400.30) | 0.00063359 | 0.00063357 | | (0.29) |
| !Xref Error | EMERGENCY SCHOOL TAX | Mar 22 | | | | (5,253.91) | 0.00063359 | 0.00063357 | | (3.80) |
| !Xref Error | SEVERANCE TAX | Mar 22 | | | | (6,254.66) | 0.00063359 | 0.00063357 | | (4.53) |
| Total OIL | | | | | | | | | 75.46 | 7,592.84 |
| Total Property | | | | | | | | | | 7,592.84 |
| Property: | Operator 62776000 | Owner IBEX2 | IBEX 10 B3OB FED COM 1H, State: NM, County: LEA | | | | | | | |
| OIL | | | | | | | | | | |
| !Xref Error | WORKING INTEREST | Mar 22 | | 0.00 | | (28.93) | 0.02576796 | 0.03352921 | 0.00 | (0.97) |
| Disposition Code: Marketing Fee | | | | | | | | | | |
| !Xref Error | AD VALOREM TAX | Mar 22 | | | | 0.00 | 0.02576796 | 0.03352921 | | 0.00 |
| !Xref Error | WORKING INTEREST | Mar 22 | | 0.00 | | (28.93) | 0.00086814 | 0.00103699 | 0.00 | (0.03) |
| Disposition Code: Marketing Fee | | | | | | | | | | |
| !Xref Error | AD VALOREM TAX | Mar 22 | | | | 0.00 | 0.00086814 | 0.00103699 | | 0.00 |
| !Xref Error | WORKING INTEREST | Mar 22 | | 1,928.95 | 110.04 | 212,252.21 | 0.02576796 | 0.02576807 | 49.73 | 5,469.33 |
| !Xref Error | AD VALOREM TAX | Mar 22 | | | | (2,546.79) | 0.02576796 | 0.02576807 | | (75.03) |

Represented Unit of Measure: Gas = MCFs, Plant Products = GALs, Oil = BBLs

Generated on Friday, June 24, 2022 2:24 PM

© 2022 Enverus. All rights reserved. Unauthorized use prohibited.

| Check Number | 1260537 | Owner | 035904 SIANA OIL & GAS CO, LLC | | | | Operator | MEWBOURNE OIL COMPANY | | | |
|---------------------------------|----------------------|--------------------|--|----------|--------|------------|----------------|-----------------------|--------|----------|--|
| Owner Code | Type | Production Date | Property Values | | | | Owner Share | | | | |
| | | | BTU | Volume | Price | Value | Owner Interest | Distribution Interest | Volume | Value | |
| !Xref Error | CONSERVATION TAX | Mar 22 | | | | (445.73) | 0.02576796 | 0.02576807 | | (13.15) | |
| !Xref Error | EMERGENCY SCHOOL TAX | Mar 22 | | | | (5,850.20) | 0.02576796 | 0.02576807 | | (172.31) | |
| !Xref Error | PRODUCTION TAX | Mar 22 | | | | 0.00 | 0.02576796 | 0.02576807 | | 0.00 | |
| !Xref Error | SEVERANCE TAX | Mar 22 | | | | (6,964.53) | 0.02576796 | 0.02576807 | | (205.12) | |
| !Xref Error | WORKING INTEREST | Mar 22 | | 1,928.95 | 110.04 | 212,252.21 | 0.00086814 | 0.00086817 | 1.68 | 184.27 | |
| !Xref Error | AD VALOREM TAX | Mar 22 | | | | (2,546.79) | 0.00086814 | 0.00086817 | | (2.53) | |
| !Xref Error | CONSERVATION TAX | Mar 22 | | | | (445.73) | 0.00086814 | 0.00086817 | | (0.44) | |
| !Xref Error | EMERGENCY SCHOOL TAX | Mar 22 | | | | (5,850.20) | 0.00086814 | 0.00086817 | | (5.81) | |
| !Xref Error | PRODUCTION TAX | Mar 22 | | | | 0.00 | 0.00086814 | 0.00086817 | | 0.00 | |
| !Xref Error | SEVERANCE TAX | Mar 22 | | | | (6,964.53) | 0.00086814 | 0.00086817 | | (6.91) | |
| Total OIL | | | | | | | | | 51.41 | 5,171.30 | |
| Total Property | | | | | | | | | | 5,171.30 | |
| Property: | Operator 62906000 | Owner GAZB2MD2H | GAZELLE 22 B2MD FED COM 2H, State: NM, County: LEA | | | | | | | | |
| OIL | | | | | | | | | | | |
| !Xref Error | WORKING INTEREST | Mar 22 | | 0.00 | | (0.52) | 0.15501887 | 0.21153846 | 0.00 | (0.11) | |
| Disposition Code: Marketing Fee | | | | | | | | | | | |
| !Xref Error | AD VALOREM TAX | Mar 22 | | | | 0.00 | 0.15501887 | 0.21153846 | | 0.00 | |
| !Xref Error | WORKING INTEREST | Mar 22 | | 34.51 | 110.04 | 3,797.31 | 0.15501887 | 0.15501236 | 5.38 | 588.63 | |
| !Xref Error | AD VALOREM TAX | Mar 22 | | | | (45.56) | 0.15501887 | 0.15501236 | | (8.11) | |
| !Xref Error | CONSERVATION TAX | Mar 22 | | | | (7.97) | 0.15501887 | 0.15501236 | | (1.42) | |
| !Xref Error | EMERGENCY SCHOOL TAX | Mar 22 | | | | (104.66) | 0.15501887 | 0.15501236 | | (18.56) | |
| !Xref Error | SEVERANCE TAX | Mar 22 | | | | (124.60) | 0.15501887 | 0.15501236 | | (22.11) | |
| !Xref Error | WORKING INTEREST | Mar 22 | | 34.51 | 110.04 | 3,797.31 | 0.00121401 | 0.00121402 | 0.04 | 4.61 | |
| !Xref Error | AD VALOREM TAX | Mar 22 | | | | (45.56) | 0.00121401 | 0.00121402 | | (0.06) | |
| !Xref Error | CONSERVATION TAX | Mar 22 | | | | (7.97) | 0.00121401 | 0.00121402 | | (0.01) | |
| !Xref Error | EMERGENCY SCHOOL TAX | Mar 22 | | | | (104.66) | 0.00121401 | 0.00121402 | | (0.15) | |
| !Xref Error | SEVERANCE TAX | Mar 22 | | | | (124.60) | 0.00121401 | 0.00121402 | | (0.17) | |
| Total OIL | | | | | | | | | 5.42 | 542.54 | |
| Total Property | | | | | | | | | | 542.54 | |
| Property: | Operator 62907000 | Owner 62907000 | GAZELLE 22 B2NC FED COM 2H, State: NM, County: LEA | | | | | | | | |
| GAS WELL GAS | | | | | | | | | | | |
| !Xref Error | OVERRIDING ROYALTY | Mar 22 | 1.2500 | 3,874.01 | 5.05 | 19,567.69 | 0.00802318 | 0.00802343 | 31.08 | 157.00 | |
| !Xref Error | AD VALOREM TAX | Mar 22 | | | | (234.79) | 0.00802318 | 0.00802343 | | (2.16) | |
| !Xref Error | CONSERVATION TAX | Mar 22 | | | | (32.53) | 0.00802318 | 0.00802343 | | (0.30) | |
| !Xref Error | EMERGENCY SCHOOL TAX | Mar 22 | | | | (684.87) | 0.00802318 | 0.00802343 | | (6.28) | |
| !Xref Error | SEVERANCE TAX | Mar 22 | | | | (642.06) | 0.00802318 | 0.00802343 | | (5.89) | |
| !Xref Error | OVERRIDING ROYALTY | Mar 22 | 1.2500 | 3,874.01 | 5.05 | 19,567.69 | 0.00009432 | 0.00009454 | 0.38 | 1.85 | |
| !Xref Error | AD VALOREM TAX | Mar 22 | | | | (234.79) | 0.00009432 | 0.00009454 | | 0.00 | |
| !Xref Error | CONSERVATION TAX | Mar 22 | | | | (32.53) | 0.00009432 | 0.00009454 | | 0.00 | |
| !Xref Error | EMERGENCY SCHOOL TAX | Mar 22 | | | | (684.87) | 0.00009432 | 0.00009454 | | (0.04) | |
| !Xref Error | SEVERANCE TAX | Mar 22 | | | | (642.06) | 0.00009432 | 0.00009454 | | (0.04) | |

Represented Unit of Measure: Gas = MCFs, Plant Products = GALs, Oil = BBLs

Generated on Friday, June 24, 2022 2:24 PM

© 2022 Enverus. All rights reserved. Unauthorized use prohibited.

| Check Number | 1260537 | Owner | 035904 SIANA OIL & GAS CO, LLC | | | | Operator | MEWBOURNE OIL COMPANY | | |
|---------------------------------|----------------------|---------------------|---|-----------|--------|-------------|--------------------|-----------------------|--------|----------|
| Owner Code | Type | Production Date | Property Values | | | | Owner Share | | | |
| | | | BTU | Volume | Price | Value | Owner Interest | Distribution Interest | Volume | Value |
| | | | | | | | Total GAS WELL GAS | | 31.46 | 144.14 |
| OIL | | | | | | | | | | |
| !Xref Error | OVERRIDING ROYALTY | Mar 22 | | 2,734.00 | 110.04 | 300,835.96 | 0.00802318 | 0.00802318 | 21.93 | 2,413.66 |
| !Xref Error | AD VALOREM TAX | Mar 22 | | | | (3,609.69) | 0.00802318 | 0.00802318 | | (33.10) |
| !Xref Error | CONSERVATION TAX | Mar 22 | | | | (631.76) | 0.00802318 | 0.00802318 | | (5.79) |
| !Xref Error | EMERGENCY SCHOOL TAX | Mar 22 | | | | (8,291.79) | 0.00802318 | 0.00802318 | | (76.03) |
| !Xref Error | SEVERANCE TAX | Mar 22 | | | | (9,871.18) | 0.00802318 | 0.00802318 | | (90.51) |
| !Xref Error | OVERRIDING ROYALTY | Mar 22 | | 2,734.00 | 110.04 | 300,835.96 | 0.00009432 | 0.00009430 | 0.21 | 28.37 |
| !Xref Error | AD VALOREM TAX | Mar 22 | | | | (3,609.69) | 0.00009432 | 0.00009430 | | (0.39) |
| !Xref Error | CONSERVATION TAX | Mar 22 | | | | (631.76) | 0.00009432 | 0.00009430 | | (0.04) |
| !Xref Error | EMERGENCY SCHOOL TAX | Mar 22 | | | | (8,291.79) | 0.00009432 | 0.00009430 | | (0.84) |
| !Xref Error | SEVERANCE TAX | Mar 22 | | | | (9,871.18) | 0.00009432 | 0.00009430 | | (1.08) |
| | | | | | | | Total OIL | | 22.14 | 2,234.25 |
| | | | | | | | Total Property | | | 2,378.39 |
| Property: | Operator 62915000 | Owner CREEDWOE2H | CREEDENCE 21/16 W0ED ST COM 2H, State: NM, County: EDDY | | | | | | | |
| GAS | | | | | | | | | | |
| 702.1 | WORKING INTEREST | Mar 22 | 1.0000 | 0.00 | | (337.74) | 0.00477272 | 0.00639545 | 0.00 | (2.16) |
| Disposition Code: Marketing Fee | | | | | | | | | | |
| !Xref Error | AD VALOREM TAX | Mar 22 | | | | 0.00 | 0.00477272 | 0.00639545 | | 0.00 |
| | | | | | | | Total GAS | | 0.00 | (2.16) |
| GAS WELL GAS | | | | | | | | | | |
| !Xref Error | WORKING INTEREST | Mar 22 | 1.3400 | 44,147.39 | 8.64 | 381,512.38 | 0.00477272 | 0.00477272 | 210.70 | 1,820.85 |
| !Xref Error | AD VALOREM TAX | Mar 22 | | | | (3,826.65) | 0.00477272 | 0.00477272 | | (20.55) |
| !Xref Error | CONSERVATION TAX | Mar 22 | | | | (644.33) | 0.00477272 | 0.00477272 | | (3.46) |
| !Xref Error | EMERGENCY SCHOOL TAX | Mar 22 | | | | (13,564.88) | 0.00477272 | 0.00477272 | | (72.84) |
| !Xref Error | SEVERANCE TAX | Mar 22 | | | | (12,717.08) | 0.00477272 | 0.00477272 | | (68.28) |
| | | | | | | | Total GAS WELL GAS | | 210.70 | 1,655.72 |
| OIL | | | | | | | | | | |
| !Xref Error | WORKING INTEREST | Mar 22 | | 0.00 | | (97.34) | 0.00477272 | 0.00636943 | 0.00 | (0.62) |
| Disposition Code: Marketing Fee | | | | | | | | | | |
| !Xref Error | AD VALOREM TAX | Mar 22 | | | | 0.00 | 0.00477272 | 0.00636943 | | 0.00 |
| !Xref Error | WORKING INTEREST | Mar 22 | | 6,489.48 | 108.85 | 706,365.62 | 0.00477272 | 0.00477271 | 30.98 | 3,371.28 |
| !Xref Error | AD VALOREM TAX | Mar 22 | | | | (7,085.00) | 0.00477272 | 0.00477271 | | (38.04) |
| !Xref Error | CONSERVATION TAX | Mar 22 | | | | (1,506.91) | 0.00477272 | 0.00477271 | | (8.10) |
| !Xref Error | EMERGENCY SCHOOL TAX | Mar 22 | | | | (19,778.24) | 0.00477272 | 0.00477271 | | (106.20) |
| !Xref Error | SEVERANCE TAX | Mar 22 | | | | (23,545.52) | 0.00477272 | 0.00477271 | | (126.42) |
| | | | | | | | Total OIL | | 30.98 | 3,091.90 |
| | | | | | | | Total Property | | | 4,745.46 |
| Property: | Operator 62916000 | Owner CREEDENCE | CREEDENCE 21/16 W1ED ST COM 1H, State: NM, County: EDDY | | | | | | | |
| GAS | | | | | | | | | | |
| 702.1 | WORKING INTEREST | Mar 22 | 1.0000 | 0.00 | | (345.31) | 0.00477272 | 0.00640005 | 0.00 | (2.21) |

Represented Unit of Measure: Gas = MCFs, Plant Products = GALs, Oil = BBLs

Generated on Friday, June 24, 2022 2:24 PM

© 2022 Enverus. All rights reserved. Unauthorized use prohibited.

| Check Number | 1260537 | Owner | 035904 SIANA OIL & GAS CO, LLC | | | | Operator | MEWBOURNE OIL COMPANY | | |
|---------------------------------|----------------------|-----------------|--------------------------------|-----------|--------|-------------|----------------|-----------------------|--------|----------|
| Owner Code | Type | Production Date | Property Values | | | | Owner Share | | | |
| | | | BTU | Volume | Price | Value | Owner Interest | Distribution Interest | Volume | Value |
| Disposition Code: Marketing Fee | | | | | | | | | | |
| !Xref Error | AD VALOREM TAX | Mar 22 | | | | 0.00 | 0.00477272 | 0.00640005 | | 0.00 |
| Total GAS | | | | | | | | | 0.00 | (2.21) |
| GAS WELL GAS | | | | | | | | | | |
| !Xref Error | WORKING INTEREST | Mar 22 | 1.3400 | 45,137.73 | 8.64 | 390,070.69 | 0.00477272 | 0.00477272 | 215.43 | 1,861.70 |
| !Xref Error | AD VALOREM TAX | Mar 22 | | | | (3,912.50) | 0.00477272 | 0.00477272 | | (21.01) |
| !Xref Error | CONSERVATION TAX | Mar 22 | | | | (658.79) | 0.00477272 | 0.00477272 | | (3.54) |
| !Xref Error | EMERGENCY SCHOOL TAX | Mar 22 | | | | (13,869.18) | 0.00477272 | 0.00477272 | | (74.47) |
| !Xref Error | SEVERANCE TAX | Mar 22 | | | | (13,002.36) | 0.00477272 | 0.00477272 | | (69.82) |
| Total GAS WELL GAS | | | | | | | | | 215.43 | 1,692.86 |
| OIL | | | | | | | | | | |
| !Xref Error | WORKING INTEREST | Mar 22 | | 0.00 | | (126.48) | 0.00477272 | 0.00640417 | 0.00 | (0.81) |
| Disposition Code: Marketing Fee | | | | | | | | | | |
| !Xref Error | AD VALOREM TAX | Mar 22 | | | | 0.00 | 0.00477272 | 0.00640417 | | 0.00 |
| !Xref Error | WORKING INTEREST | Mar 22 | | 8,431.81 | 108.85 | 917,783.97 | 0.00477272 | 0.00477272 | 40.25 | 4,380.33 |
| !Xref Error | AD VALOREM TAX | Mar 22 | | | | (9,205.58) | 0.00477272 | 0.00477272 | | (49.43) |
| !Xref Error | CONSERVATION TAX | Mar 22 | | | | (1,957.94) | 0.00477272 | 0.00477272 | | (10.52) |
| !Xref Error | EMERGENCY SCHOOL TAX | Mar 22 | | | | (25,697.95) | 0.00477272 | 0.00477272 | | (137.98) |
| !Xref Error | SEVERANCE TAX | Mar 22 | | | | (30,592.80) | 0.00477272 | 0.00477272 | | (164.26) |
| Total OIL | | | | | | | | | 40.25 | 4,017.33 |
| Total Property | | | | | | | | | | 5,707.98 |

| Property: | Operator | Owner | | | | | | | | | |
|---------------------------------|----------|----------------------|--|--------|----------|---------|------------|------------|------------|---------|----------|
| | 62958000 | GAZB3MD1H | GAZELLE 22 B3MD FED COM 1H, State: NM, County: LEA | | | | | | | | |
| GAS | | | | | | | | | | | |
| 702.1 | | WORKING INTEREST | Mar 22 | 1.0000 | 0.00 | (18.52) | 0.15501887 | 0.20032397 | 0.00 | (3.71) | |
| Disposition Code: Marketing Fee | | | | | | | | | | | |
| !Xref Error | | AD VALOREM TAX | Mar 22 | | | 0.00 | 0.15501887 | 0.20032397 | | 0.00 | |
| 702.1 | | WORKING INTEREST | Mar 22 | 1.0000 | 0.00 | (18.52) | 0.00121401 | 0.00161987 | 0.00 | (0.03) | |
| Disposition Code: Marketing Fee | | | | | | | | | | | |
| !Xref Error | | AD VALOREM TAX | Mar 22 | | | 0.00 | 0.00121401 | 0.00161987 | | 0.00 | |
| 702.1 | | WORKING INTEREST | Mar 22 | 1.0000 | 0.00 | (96.34) | 0.19549819 | 0.19555740 | 0.00 | (18.84) | |
| !Xref Error | | PRODUCTION TAX | Mar 22 | | | 8.97 | 0.19549819 | 0.19555740 | | 1.75 | |
| 702.1 | | WORKING INTEREST | Mar 22 | 1.0000 | 0.00 | (96.34) | 0.00149375 | 0.00145319 | 0.00 | (0.14) | |
| !Xref Error | | PRODUCTION TAX | Mar 22 | | | 8.97 | 0.00149375 | 0.00145319 | | 0.01 | |
| | | | | | | | | | Total GAS | 0.00 | (20.96) |
| GAS WELL GAS | | | | | | | | | | | |
| !Xref Error | | WORKING INTEREST | Mar 22 | 1.2500 | 2,421.26 | 5.05 | 12,229.81 | 0.15501887 | 0.15501631 | 375.32 | 1,895.82 |
| !Xref Error | | AD VALOREM TAX | Mar 22 | | | | (146.74) | 0.15501887 | 0.15501631 | | (26.03) |
| !Xref Error | | CONSERVATION TAX | Mar 22 | | | | (20.33) | 0.15501887 | 0.15501631 | | (3.63) |
| !Xref Error | | EMERGENCY SCHOOL TAX | Mar 22 | | | | (428.04) | 0.15501887 | 0.15501631 | | (75.84) |
| !Xref Error | | SEVERANCE TAX | Mar 22 | | | | (401.29) | 0.15501887 | 0.15501631 | | (71.10) |
| !Xref Error | | WORKING INTEREST | Mar 22 | 1.2500 | 2,421.26 | 5.05 | 12,229.81 | 0.00121401 | 0.00121425 | 2.94 | 14.85 |
| !Xref Error | | AD VALOREM TAX | Mar 22 | | | | (146.74) | 0.00121401 | 0.00121425 | | (0.20) |
| !Xref Error | | CONSERVATION TAX | Mar 22 | | | | (20.33) | 0.00121401 | 0.00121425 | | (0.03) |

Represented Unit of Measure: Gas = MCFs, Plant Products = GALs, Oil = BBLs

Generated on Friday, June 24, 2022 2:24 PM

© 2022 Enverus. All rights reserved. Unauthorized use prohibited.

| | | | | | |
|--------------|---------|-------|--------------------------------|----------|-----------------------|
| Check Number | 1260537 | Owner | 035904 SIANA OIL & GAS CO, LLC | Operator | MEWBOURNE OIL COMPANY |
|--------------|---------|-------|--------------------------------|----------|-----------------------|

| Owner Code | Type | Production Date | Property Values | | | | Owner Share | | | |
|--|----------------------|-----------------|-----------------|----------|--------|------------|----------------|-----------------------|---------------|------------------|
| | | | BTU | Volume | Price | Value | Owner Interest | Distribution Interest | Volume | Value |
| IXref Error | EMERGENCY SCHOOL TAX | Mar 22 | | | | (428.04) | 0.00121401 | 0.00121425 | | (0.59) |
| IXref Error | SEVERANCE TAX | Mar 22 | | | | (401.29) | 0.00121401 | 0.00121425 | | (0.56) |
| Total GAS WELL GAS | | | | | | | | | 378.26 | 1,732.69 |
| OIL | | | | | | | | | | |
| IXref Error | WORKING INTEREST | Mar 22 | | 0.00 | | (26.59) | 0.15501887 | 0.19969914 | 0.00 | (5.31) |
| <i>Disposition Code: Marketing Fee</i> | | | | | | | | | | |
| IXref Error | AD VALOREM TAX | Mar 22 | | | | 0.00 | 0.15501887 | 0.19969914 | | 0.00 |
| IXref Error | WORKING INTEREST | Mar 22 | | 0.00 | | (26.59) | 0.00121401 | 0.00150432 | 0.00 | (0.04) |
| <i>Disposition Code: Marketing Fee</i> | | | | | | | | | | |
| IXref Error | AD VALOREM TAX | Mar 22 | | | | 0.00 | 0.00121401 | 0.00150432 | | 0.00 |
| IXref Error | WORKING INTEREST | Mar 22 | | 1,772.53 | 110.04 | 195,040.52 | 0.15501887 | 0.15501871 | 274.80 | 30,234.93 |
| IXref Error | AD VALOREM TAX | Mar 22 | | | | (2,340.27) | 0.15501887 | 0.15501871 | | (414.62) |
| IXref Error | CONSERVATION TAX | Mar 22 | | | | (409.59) | 0.15501887 | 0.15501871 | | (72.59) |
| IXref Error | EMERGENCY SCHOOL TAX | Mar 22 | | | | (5,375.80) | 0.15501887 | 0.15501871 | | (952.40) |
| IXref Error | SEVERANCE TAX | Mar 22 | | | | (6,399.77) | 0.15501887 | 0.15501871 | | (1,133.81) |
| IXref Error | WORKING INTEREST | Mar 22 | | 1,772.53 | 110.04 | 195,040.52 | 0.00121401 | 0.00121400 | 2.15 | 236.78 |
| IXref Error | AD VALOREM TAX | Mar 22 | | | | (2,340.27) | 0.00121401 | 0.00121400 | | (3.25) |
| IXref Error | CONSERVATION TAX | Mar 22 | | | | (409.59) | 0.00121401 | 0.00121400 | | (0.57) |
| IXref Error | EMERGENCY SCHOOL TAX | Mar 22 | | | | (5,375.80) | 0.00121401 | 0.00121400 | | (7.46) |
| IXref Error | SEVERANCE TAX | Mar 22 | | | | (6,399.77) | 0.00121401 | 0.00121400 | | (8.88) |
| Total OIL | | | | | | | | | 276.95 | 27,872.78 |
| Total Property | | | | | | | | | | 29,584.51 |

Property: **Operator** **Owner**
62959000 **62959000** **GAZELLE 22 B3NC FED COM 1H, State: NM, County: LEA**

| | | | | | | | | | | |
|---------------------------|----------------------|--------|--------|----------|--------|-------------|------------|------------|--------------|---------------|
| GAS WELL GAS | | | | | | | | | | |
| IXref Error | OVERRIDING ROYALTY | Mar 22 | 1.2500 | 6,025.97 | 5.05 | 30,437.24 | 0.00802318 | 0.00802307 | 48.35 | 244.20 |
| IXref Error | AD VALOREM TAX | Mar 22 | | | | (365.21) | 0.00802318 | 0.00802307 | | (3.35) |
| IXref Error | CONSERVATION TAX | Mar 22 | | | | (50.60) | 0.00802318 | 0.00802307 | | (0.47) |
| IXref Error | EMERGENCY SCHOOL TAX | Mar 22 | | | | (1,065.30) | 0.00802318 | 0.00802307 | | (9.77) |
| IXref Error | SEVERANCE TAX | Mar 22 | | | | (998.72) | 0.00802318 | 0.00802307 | | (9.16) |
| IXref Error | OVERRIDING ROYALTY | Mar 22 | 1.2500 | 6,025.97 | 5.05 | 30,437.24 | 0.00009432 | 0.00009462 | 0.55 | 2.88 |
| IXref Error | AD VALOREM TAX | Mar 22 | | | | (365.21) | 0.00009432 | 0.00009462 | | (0.01) |
| IXref Error | CONSERVATION TAX | Mar 22 | | | | (50.60) | 0.00009432 | 0.00009462 | | 0.00 |
| IXref Error | EMERGENCY SCHOOL TAX | Mar 22 | | | | (1,065.30) | 0.00009432 | 0.00009462 | | (0.09) |
| IXref Error | SEVERANCE TAX | Mar 22 | | | | (998.72) | 0.00009432 | 0.00009462 | | (0.09) |
| Total GAS WELL GAS | | | | | | | | | 48.90 | 224.14 |
| OIL | | | | | | | | | | |
| IXref Error | OVERRIDING ROYALTY | Mar 22 | | 4,289.95 | 110.04 | 472,045.08 | 0.00802318 | 0.00802317 | 34.42 | 3,787.30 |
| IXref Error | AD VALOREM TAX | Mar 22 | | | | (5,664.01) | 0.00802318 | 0.00802317 | | (51.93) |
| IXref Error | CONSERVATION TAX | Mar 22 | | | | (991.29) | 0.00802318 | 0.00802317 | | (9.09) |
| IXref Error | EMERGENCY SCHOOL TAX | Mar 22 | | | | (13,010.74) | 0.00802318 | 0.00802317 | | (119.30) |
| IXref Error | SEVERANCE TAX | Mar 22 | | | | (15,488.98) | 0.00802318 | 0.00802317 | | (142.02) |
| IXref Error | OVERRIDING ROYALTY | Mar 22 | | 4,289.95 | 110.04 | 472,045.08 | 0.00009432 | 0.00009438 | 0.40 | 44.55 |
| IXref Error | AD VALOREM TAX | Mar 22 | | | | (5,664.01) | 0.00009432 | 0.00009438 | | (0.59) |

Represented Unit of Measure: Gas = MCFs, Plant Products = GALs, Oil = BBLs

Generated on Friday, June 24, 2022 2:24 PM

© 2022 Enverus. All rights reserved. Unauthorized use prohibited.

| Check Number | 1260537 | Owner | 035904 SIANA OIL & GAS CO, LLC | Operator | MEWBOURNE OIL COMPANY | | | | | |
|---------------------------------|----------------------|---------------------|---|-----------|-----------------------|-------------|----------------|-----------------------|--------|----------|
| Owner Code | Type | Production Date | Property Values | | | | Owner Share | | | |
| | | | BTU | Volume | Price | Value | Owner Interest | Distribution Interest | Volume | Value |
| !Xref Error | CONSERVATION TAX | Mar 22 | | | | (991.29) | 0.00009432 | 0.00009438 | | (0.09) |
| !Xref Error | EMERGENCY SCHOOL TAX | Mar 22 | | | | (13,010.74) | 0.00009432 | 0.00009438 | | (1.37) |
| !Xref Error | SEVERANCE TAX | Mar 22 | | | | (15,488.98) | 0.00009432 | 0.00009438 | | (1.65) |
| Total OIL | | | | | | | | | 34.82 | 3,505.81 |
| Total Property | | | | | | | | | | 3,729.95 |
| Property: | Operator 72185000 | Owner CREEDW0FC4 | CREEDENCE 21/16 W0FC ST COM 4H, State: NM, County: EDDY | | | | | | | |
| GAS 702.1 | WORKING INTEREST | Mar 22 | 1.0000 | 0.00 | | (447.82) | 0.00477272 | 0.00638649 | 0.00 | (2.86) |
| Disposition Code: Marketing Fee | | | | | | | | | | |
| !Xref Error | AD VALOREM TAX | Mar 22 | | | | 0.00 | 0.00477272 | 0.00638649 | | 0.00 |
| Total GAS | | | | | | | | | 0.00 | (2.86) |
| GAS WELL GAS | | | | | | | | | | |
| !Xref Error | WORKING INTEREST | Mar 22 | 1.3400 | 58,537.08 | 8.64 | 505,865.03 | 0.00477272 | 0.00477272 | 279.38 | 2,414.35 |
| !Xref Error | AD VALOREM TAX | Mar 22 | | | | (5,073.94) | 0.00477272 | 0.00477272 | | (27.25) |
| !Xref Error | CONSERVATION TAX | Mar 22 | | | | (854.35) | 0.00477272 | 0.00477272 | | (4.59) |
| !Xref Error | EMERGENCY SCHOOL TAX | Mar 22 | | | | (17,986.31) | 0.00477272 | 0.00477272 | | (96.58) |
| !Xref Error | SEVERANCE TAX | Mar 22 | | | | (16,862.17) | 0.00477272 | 0.00477272 | | (90.54) |
| Total GAS WELL GAS | | | | | | | | | 279.38 | 2,195.39 |
| OIL | | | | | | | | | | |
| !Xref Error | WORKING INTEREST | Mar 22 | | 0.00 | | (104.12) | 0.00477272 | 0.00643488 | 0.00 | (0.67) |
| Disposition Code: Marketing Fee | | | | | | | | | | |
| !Xref Error | AD VALOREM TAX | Mar 22 | | | | 0.00 | 0.00477272 | 0.00643488 | | 0.00 |
| !Xref Error | WORKING INTEREST | Mar 22 | | 6,941.45 | 108.85 | 755,561.56 | 0.00477272 | 0.00477272 | 33.13 | 3,606.08 |
| !Xref Error | AD VALOREM TAX | Mar 22 | | | | (7,578.45) | 0.00477272 | 0.00477272 | | (40.70) |
| !Xref Error | CONSERVATION TAX | Mar 22 | | | | (1,611.86) | 0.00477272 | 0.00477272 | | (8.66) |
| !Xref Error | EMERGENCY SCHOOL TAX | Mar 22 | | | | (21,155.72) | 0.00477272 | 0.00477272 | | (113.59) |
| !Xref Error | SEVERANCE TAX | Mar 22 | | | | (25,185.39) | 0.00477272 | 0.00477272 | | (135.23) |
| Total OIL | | | | | | | | | 33.13 | 3,307.23 |
| Total Property | | | | | | | | | | 5,499.76 |
| Property: | Operator 72186000 | Owner CREEDW1FC3 | CREEDENCE 21/16 W1FC ST COM 3H, State: NM, County: EDDY | | | | | | | |
| GAS 702.1 | WORKING INTEREST | Mar 22 | 1.0000 | 0.00 | | (391.94) | 0.00477272 | 0.00640404 | 0.00 | (2.51) |
| Disposition Code: Marketing Fee | | | | | | | | | | |
| !Xref Error | AD VALOREM TAX | Mar 22 | | | | 0.00 | 0.00477272 | 0.00640404 | | 0.00 |
| Total GAS | | | | | | | | | 0.00 | (2.51) |
| GAS WELL GAS | | | | | | | | | | |
| !Xref Error | WORKING INTEREST | Mar 22 | 1.3400 | 51,232.67 | 8.64 | 442,741.87 | 0.00477272 | 0.00477271 | 244.52 | 2,113.08 |
| !Xref Error | AD VALOREM TAX | Mar 22 | | | | (4,440.80) | 0.00477272 | 0.00477271 | | (23.85) |
| !Xref Error | CONSERVATION TAX | Mar 22 | | | | (747.74) | 0.00477272 | 0.00477271 | | (4.02) |
| !Xref Error | EMERGENCY SCHOOL TAX | Mar 22 | | | | (15,741.93) | 0.00477272 | 0.00477271 | | (84.53) |
| !Xref Error | SEVERANCE TAX | Mar 22 | | | | (14,758.06) | 0.00477272 | 0.00477271 | | (79.24) |

Represented Unit of Measure: Gas = MCFs, Plant Products = GALs, Oil = BBLs

Generated on Friday, June 24, 2022 2:24 PM

© 2022 Enverus. All rights reserved. Unauthorized use prohibited.

| Check Number | 1260537 | Owner | 035904 SIANA OIL & GAS CO, LLC | | | | Operator | MEWBOURNE OIL COMPANY | | | | |
|---------------------------------|----------------------|-----------------|--|--------|-------|----------|--------------------|-----------------------|----------------|------------|----------|----------|
| Owner Code | Type | Production Date | Property Values | | | | Owner Share | | | | | |
| | | | BTU | Volume | Price | Value | Owner Interest | Distribution Interest | Volume | Value | | |
| | | | | | | | Total GAS WELL GAS | | 244.52 | 1,921.44 | | |
| OIL | | | | | | | | | | | | |
| !Xref Error | WORKING INTEREST | Mar 22 | 0.00 | | | | (96.20) | 0.00477272 | 0.00644491 | 0.00 | (0.62) | |
| Disposition Code: Marketing Fee | | | | | | | | | | | | |
| !Xref Error | AD VALOREM TAX | Mar 22 | | | | | 0.00 | 0.00477272 | 0.00644491 | | 0.00 | |
| !Xref Error | WORKING INTEREST | Mar 22 | 6,413.46 | | | | 108.85 | 698,091.01 | 0.00477272 | 0.00477272 | 30.61 | 3,331.79 |
| !Xref Error | AD VALOREM TAX | Mar 22 | | | | | (7,002.01) | 0.00477272 | 0.00477272 | | (37.60) | |
| !Xref Error | CONSERVATION TAX | Mar 22 | | | | | (1,489.26) | 0.00477272 | 0.00477272 | | (8.00) | |
| !Xref Error | EMERGENCY SCHOOL TAX | Mar 22 | | | | | (19,546.55) | 0.00477272 | 0.00477272 | | (104.95) | |
| !Xref Error | SEVERANCE TAX | Mar 22 | | | | | (23,269.70) | 0.00477272 | 0.00477272 | | (124.94) | |
| | | | | | | | | | Total OIL | | 30.61 | 3,055.68 |
| | | | | | | | | | Total Property | | | 4,974.61 |
| | Operator | Owner | | | | | | | | | | |
| Property: | 72310000 | IBEX15/108 | IBEX 15/10 B1PA FED COM 2H, State: NM, County: LEA | | | | | | | | | |
| GAS | | | | | | | | | | | | |
| 702.1 | WORKING INTEREST | Mar 22 | 1.0000 | 0.00 | | (603.83) | 0.00053902 | 0.00054651 | 0.00 | (0.33) | | |
| !Xref Error | PRODUCTION TAX | Mar 22 | | | | | 56.22 | 0.00053902 | 0.00054651 | | 0.03 | |
| | | | | | | | | | Total GAS | | 0.00 | (0.30) |
| | | | | | | | | | Total Property | | | (0.30) |

| | Owner Gross Value | Owner Deductions | Owner Taxes | Non Revenue Deductions | Owner Net Value |
|-------------|-------------------|------------------|-------------|------------------------|-----------------|
| Check Total | 117,354.38 | (91,820.80) | (10,053.60) | | 15,479.98 |



Operator Invoice - JIB

Partner

035904-01
SIANA OIL & GAS CO, LLC
TOM M RAGSDALE
P O BOX 2246
CONROE, TX 77305

Operator

MW500
MEWBOURNE OIL COMPANY
P O BOX 7698
TYLER, TX 75711-7698
(903) 561-2900

Invoice

| | |
|---------------------|--------------|
| Op Accounting Month | May 2022 |
| Invoice Number | 202205-08622 |
| Invoice Date | 2-Jun-2022 |
| Invoiced | 105,662.83 |
| Disputed | |
| Accepted | 105,662.83 |

| Cost Center | A/E | Description | Amount | Cash Call | Invoiced | Disputed | Accepted |
|-------------|-------------|------------------------------------|-----------|-----------|-----------|----------|-----------|
| 62390000 | 62390000-20 | PRONGHORN 15 B3BO FED COM 1H | 75.13 | | 75.13 | | 75.13 |
| 62390000 | | PRONGHORN 15 B3BO FED COM 1H | 1,995.90 | | 1,995.90 | | 1,995.90 |
| 62391000 | 62391000-20 | PRONGHORN 15 B3CN FED COM 1H | 17,974.95 | | 17,974.95 | | 17,974.95 |
| 62391000 | | PRONGHORN 15 B3CN FED COM 1H | 1,700.11 | | 1,700.11 | | 1,700.11 |
| 62392000 | 62392000-20 | PRONGHORN 15 B3DM FED COM 1H | 2,277.61 | | 2,277.61 | | 2,277.61 |
| 62392000 | | PRONGHORN 15 B3DM FED COM 1H | 3,253.45 | | 3,253.45 | | 3,253.45 |
| 62774000 | 62774000-20 | IBEX 10 B3MD FED COM 1H | (245.37) | | (245.37) | | (245.37) |
| 62774000 | | IBEX 10 B3MD FED COM 1H | 1,273.48 | | 1,273.48 | | 1,273.48 |
| 62775000 | 62775000-20 | IBEX 10 B3NC FED COM 1H | (245.37) | | (245.37) | | (245.37) |
| 62775000 | | IBEX 10 B3NC FED COM 1H | 898.18 | | 898.18 | | 898.18 |
| 62776000 | 62776000-20 | IBEX 10 B30B FED COM 1H | 35.43 | | 35.43 | | 35.43 |
| 62776000 | | IBEX 10 B30B FED COM 1H | 618.44 | | 618.44 | | 618.44 |
| 62906000 | 62906000-20 | GAZELLE 22 B2MD FED COM 2H | 6,910.69 | | 6,910.69 | | 6,910.69 |
| 62906000 | WORKOVER-30 | WORKOVER AFE FOR DRILLING OVERHEAD | 1,230.90 | | 1,230.90 | | 1,230.90 |
| 62906000 | | GAZELLE 22 B2MD FED COM 2H | 51,804.78 | | 51,804.78 | | 51,804.78 |
| 62915000 | | CREEDENCE 21/16 W0ED ST COM 2H | 267.46 | | 267.46 | | 267.46 |
| 62916000 | | CREEDENCE 21/16 W1ED ST COM 1H | 271.90 | | 271.90 | | 271.90 |
| 62948000 | 62948000-20 | INLAND 26/23 B2PI STATE COM 1H | 535.59 | | 535.59 | | 535.59 |
| 62948000 | | INLAND 26/23 B2PI STATE COM 1H | 3,913.75 | | 3,913.75 | | 3,913.75 |
| 62958000 | 62958000-20 | GAZELLE 22 B3MD FED COM 1H | 1,339.42 | | 1,339.42 | | 1,339.42 |
| 62958000 | | GAZELLE 22 B3MD FED COM 1H | 5,085.73 | | 5,085.73 | | 5,085.73 |
| 72076000 | 72076000-20 | INLAND 26/23 B2OJ STATE COM 1H | 535.61 | | 535.61 | | 535.61 |



EnergyLink can provide this data in Excel or any other requested format.

Visit <https://www.energylink.com/Features> to find out more information or call EnergyLink Support at 1-888-573-3364.

www.energylink.com

Report reflects amounts as at Tuesday, June 14, 2022 1:24 PM

© 2022 Enverus. All rights reserved. Unauthorized use prohibited.

Exhibit I

Siana Oil and Gas, LLC

NMOCD Case No. 22378 Page 1 of 2

July 7, 2022

| Cost Center | A/E | Description | Amount | Cash Call | Invoiced | Disputed | Accepted |
|--------------|-------------|----------------------------------|------------|-----------|------------|----------|------------|
| 72076000 | | INLAND 26/23 B2OJ STATE COM 1H | 4,127.01 | | 4,127.01 | | 4,127.01 |
| 72185000 | | CREEDENCE 21/16 W0FC ST COM 4H | 348.33 | (348.33) | 0.00 | | 0.00 |
| 72186000 | | CREEDENCE 21/16 W1FC ST COM 3H | 268.98 | (268.98) | 0.00 | | 0.00 |
| 72310000 | 72310000-20 | IBEX 15/10 B1PA FED COM 2H DK 20 | 0.59 | | 0.59 | | 0.59 |
| 72310000 | | IBEX 15/10 B1PA FED COM 2H | 27.46 | | 27.46 | | 27.46 |
| Report Total | | | 106,280.14 | (617.31) | 105,662.83 | | 105,662.83 |

| Partner | Operator | Invoice |
|--|--|---|
| 035904-01 SIANA OIL & GAS CO, LLC TOM M RAGSDALE P O BOX 2246 CONROE, TX 77305 | MW500 MEWBOURNE OIL COMPANY P O BOX 7698 TYLER, TX 75711-7698 (903) 561-2900 | Invoice Number 202205-08622 Op Accounting Month May 2022 Invoiced 75.13 Disputed Accepted 75.13 |

| AFE | Operator | PRONGHORN 15 B3BO FED COM 1H, | | | | | | | |
|-------------|-------------|-------------------------------|--|--|--|--|--|--|--|
| | 62390000-20 | | | | | | | | |
| Cost Center | 62390000 | PRONGHORN 15 B3BO FED COM 1H | | | | | | | |
| | | | | | | | | | |
| | | | | | | | | | |
| | | | | | | | | | |
| | | | | | | | | | |
| | | | | | | | | | |
| | | | | | | | | | |
| | | | | | | | | | |
| | | | | | | | | | |
| | | | | | | | | | |
| | | | | | | | | | |
| | | | | | | | | | |
| | | | | | | | | | |
| | | | | | | | | | |
| | | | | | | | | | |
| | | | | | | | | | |
| | | | | | | | | | |
| | | | | | | | | | |
| | | | | | | | | | |
| | | | | | | | | | |
| | | | | | | | | | |
| | | | | | | | | | |
| | | | | | | | | | |
| | | | | | | | | | |
| | | | | | | | | | |
| | | | | | | | | | |
| | | | | | | | | | |
| | | | | | | | | | |
| | | | | | | | | | |
| | | | | | | | | | |
| | | | | | | | | | |
| | | | | | | | | | |
| | | | | | | | | | |
| | | | | | | | | | |
| | | | | | | | | | |
| | | | | | | | | | |
| | | | | | | | | | |
| | | | | | | | | | |
| | | | | | | | | | |
| | | | | | | | | | |
| | | | | | | | | | |
| | | | | | | | | | |
| | | | | | | | | | |
| | | | | | | | | | |
| | | | | | | | | | |
| | | | | | | | | | |
| | | | | | | | | | |
| | | | | | | | | | |
| | | | | | | | | | |
| | | | | | | | | | |
| | | | | | | | | | |
| | | | | | | | | | |
| | | | | | | | | | |
| | | | | | | | | | |
| | | | | | | | | | |
| | | | | | | | | | |
| | | | | | | | | | |
| | | | | | | | | | |
| | | | | | | | | | |
| | | | | | | | | | |
| | | | | | | | | | |
| | | | | | | | | | |
| | | | | | | | | | |
| | | | | | | | | | |
| | | | | | | | | | |
| | | | | | | | | | |
| | | | | | | | | | |
| | | | | | | | | | |
| | | | | | | | | | |
| | | | | | | | | | |
| | | | | | | | | | |
| | | | | | | | | | |
| | | | | | | | | | |
| | | | | | | | | | |
| | | | | | | | | | |
| | | | | | | | | | |
| | | | | | | | | | |
| | | | | | | | | | |
| | | | | | | | | | |
| | | | | | | | | | |
| | | | | | | | | | |
| | | | | | | | | | |
| | | | | | | | | | |
| | | | | | | | | | |
| | | | | | | | | | |
| | | | | | | | | | |
| | | | | | | | | | |
| | | | | | | | | | |
| | | | | | | | | | |
| | | | | | | | | | |
| | | | | | | | | | |
| | | | | | | | | | |
| | | | | | | | | | |
| | | | | | | | | | |
| | | | | | | | | | |
| | | | | | | | | | |
| | | | | | | | | | |
| | | | | | | | | | |
| | | | | | | | | | |
| | | | | | | | | | |
| | | | | | | | | | |
| | | | | | | | | | |
| | | | | | | | | | |
| | | | | | | | | | |
| | | | | | | | | | |
| | | | | | | | | | |
| | | | | | | | | | |
| | | | | | | | | | |
| | | | | | | | | | |
| | | | | | | | | | |
| | | | | | | | | | |
| | | | | | | | | | |
| | | | | | | | | | |
| | | | | | | | | | |
| | | | | | | | | | |
| | | | | | | | | | |
| | | | | | | | | | |
| | | | | | | | | | |
| | | | | | | | | | |
| | | | | | | | | | |
| | | | | | | | | | |
| | | | | | | | | | |
| | | | | | | | | | |
| | | | | | | | | | |
| | | | | | | | | | |
| | | | | | | | | | |
| | | | | | | | | | |
| | | | | | | | | | |
| | | | | | | | | | |
| | | | | | | | | | |

| Partner | Operator | Invoice |
|--|--|---|
| 035904-01 SIANA OIL & GAS CO, LLC TOM M RAGSDALE P O BOX 2246 CONROE, TX 77305 | MW500 MEWBOURNE OIL COMPANY P O BOX 7698 TYLER, TX 75711-7698 (903) 561-2900 | Invoice Number 202205-08622 Op Accounting Month May 2022 Invoiced 1,995.90 Disputed Accepted 1,995.90 |

| Operator | | | | | | | | |
|-------------------------|---------------|---|-----------------|----------------|----------|----------|----------|----------|
| AFE | Cost Center | | | | | | | |
| | 62390000 | PRONGHORN 15 B3BO FED COM 1H | | | | | | |
| | OP Account | Minor Account Description | Partner Percent | Activity Month | Amounts | | | |
| | | | | | Gross | Invoiced | Disputed | Accepted |
| Expense | | | | | | | | |
| LEASE OPERATING EXPENSE | | | | | | | | |
| | LOE.0182-0400 | PUMPING | 6.83747500 | | 950.00 | 64.95 | | 64.95 |
| | LOE.0182-0400 | PUMPING | 6.83747500 | | 237.50 | 16.24 | | 16.24 |
| | LOE.0182-0402 | FUEL/ POWER / ELECTRICAL | 6.83747500 | | 32.54 | 2.23 | | 2.23 |
| | LOE.0182-0402 | FUEL/ POWER / ELECTRICAL | 6.83747500 | | 27.17 | 1.85 | | 1.85 |
| | LOE.0182-0402 | FUEL/ POWER / ELECTRICAL | 6.83747500 | | 522.75 | 35.74 | | 35.74 |
| | LOE.0182-0402 | FUEL/ POWER / ELECTRICAL | 6.83747500 | | 2,904.04 | 198.57 | | 198.57 |
| | LOE.0182-0411 | CHEMICALS-WATER TREATING | 6.83747500 | | 3,885.35 | 265.66 | | 265.66 |
| | LOE.0182-0411 | CHEMICALS-WATER TREATING | 6.83747500 | | 802.50 | 54.87 | | 54.87 |
| | LOE.0182-0411 | CHEMICALS-WATER TREATING | 6.83747500 | | 4,681.25 | 320.07 | | 320.07 |
| | LOE.0182-0411 | CHEMICALS-WATER TREATING | 6.83747500 | | 1,337.50 | 91.45 | | 91.45 |
| | LOE.0182-0411 | CHEMICALS-WATER TREATING | 6.83747500 | | 493.21 | 33.72 | | 33.72 |
| | LOE.0182-0418 | EMISSIONS CONTROL EQUIPMENT MAINTENANCE | 6.83747500 | | 397.34 | 27.17 | | 27.17 |
| | LOE.0182-0418 | EMISSIONS CONTROL EQUIPMENT MAINTENANCE | 6.83747500 | | 180.14 | 12.32 | | 12.32 |
| | LOE.0182-0419 | AUTOMATION MAINTENANCE | 6.83747500 | | 25.70 | 1.76 | | 1.76 |
| | LOE.0182-0420 | LEASE & FACILITY | 6.83747500 | | 747.00 | 51.08 | | 51.08 |
| | LOE.0182-0421 | LEASE & FACILITY MAINTENANCE | 6.83747500 | | 582.64 | 39.84 | | 39.84 |
| | LOE.0182-0421 | LEASE & FACILITY MAINTENANCE | 6.83747500 | | 1,037.61 | 70.95 | | 70.95 |
| | LOE.0182-0423 | COMPRESSOR MAINTENANCE | 6.83747500 | | 709.09 | 48.49 | | 48.49 |
| | LOE.0182-0424 | RENTAL SERVICES | 6.83747500 | | 5,086.00 | 347.75 | | 347.75 |
| | LOE.0182-0429 | SALT WATER DISPOSAL | 6.83747500 | | 1,260.39 | 86.18 | | 86.18 |
| | LOE.0182-0429 | SALT WATER DISPOSAL | 6.83747500 | | 138.92 | 9.50 | | 9.50 |
| | LOE.0182-0429 | SALT WATER DISPOSAL | 6.83747500 | | 1,525.85 | 104.33 | | 104.33 |
| | LOE.0182-0441 | CONTRACT SUPERVISION | 6.83747500 | | 354.79 | 24.26 | | 24.26 |
| | LOE.0182-0449 | MISCELLANEOUS EQUIPMENT RENTAL | 6.83747500 | | 184.00 | 12.58 | | 12.58 |
| | LOE.0182-0451 | RIGHT-OF-WAYS & EASEMENTS | 6.83747500 | | 219.81 | 15.03 | | 15.03 |
| | LOE.0182-0460 | OVERHEAD-FIXED RATE | 6.83747500 | | 867.46 | 59.31 | | 59.31 |

Invoice Number 202205-08622

Partner 035904-01 SIANA OIL & GAS CO, LLC

Operator MW500 MEWBOURNE OIL COMPANY

| Operator | | | | | | | | |
|-------------------------------|---------------------------|------------------------------|----------------|-----------|----------|----------|----------|----------|
| AFE | | | | | | | | |
| Cost Center | 62390000 | PRONGHORN 15 B3BO FED COM 1H | | | | | | |
| OP Account | Minor Account Description | Partner Percent | Activity Month | Amounts | | | | |
| | | | | Gross | Invoiced | Disputed | Accepted | |
| Total LEASE OPERATING EXPENSE | | | | 29,190.55 | 1,995.90 | | | 1,995.90 |
| Total Expense | | | | 29,190.55 | 1,995.90 | | | 1,995.90 |
| Total Statement | | | | 29,190.55 | 1,995.90 | | | 1,995.90 |

| Partner | Operator | Invoice |
|--|--|---|
| 035904-01 SIANA OIL & GAS CO, LLC TOM M RAGSDALE P O BOX 2246 CONROE, TX 77305 | MW500 MEWBOURNE OIL COMPANY P O BOX 7698 TYLER, TX 75711-7698 (903) 561-2900 | Invoice Number 202205-08622 Op Accounting Month May 2022 Invoiced 17,974.95 Disputed Accepted 17,974.95 |

| AFE | Operator | PRONGHORN 15 B3CN FED COM 1H, | | | | | | | |
|-------------|-------------|-------------------------------|--|--|--|--|--|--|--|
| | 62391000-20 | | | | | | | | |
| Cost Center | 62391000 | PRONGHORN 15 B3CN FED COM 1H | | | | | | | |
| | | | | | | | | | |
| | | | | | | | | | |
| | | | | | | | | | |
| | | | | | | | | | |
| | | | | | | | | | |
| | | | | | | | | | |
| | | | | | | | | | |
| | | | | | | | | | |
| | | | | | | | | | |
| | | | | | | | | | |
| | | | | | | | | | |
| | | | | | | | | | |
| | | | | | | | | | |
| | | | | | | | | | |
| | | | | | | | | | |
| | | | | | | | | | |
| | | | | | | | | | |
| | | | | | | | | | |
| | | | | | | | | | |
| | | | | | | | | | |
| | | | | | | | | | |
| | | | | | | | | | |
| | | | | | | | | | |
| | | | | | | | | | |
| | | | | | | | | | |
| | | | | | | | | | |
| | | | | | | | | | |
| | | | | | | | | | |
| | | | | | | | | | |
| | | | | | | | | | |
| | | | | | | | | | |
| | | | | | | | | | |
| | | | | | | | | | |
| | | | | | | | | | |
| | | | | | | | | | |
| | | | | | | | | | |
| | | | | | | | | | |
| | | | | | | | | | |
| | | | | | | | | | |
| | | | | | | | | | |
| | | | | | | | | | |
| | | | | | | | | | |
| | | | | | | | | | |
| | | | | | | | | | |
| | | | | | | | | | |
| | | | | | | | | | |
| | | | | | | | | | |
| | | | | | | | | | |
| | | | | | | | | | |
| | | | | | | | | | |
| | | | | | | | | | |
| | | | | | | | | | |
| | | | | | | | | | |
| | | | | | | | | | |
| | | | | | | | | | |
| | | | | | | | | | |
| | | | | | | | | | |
| | | | | | | | | | |
| | | | | | | | | | |
| | | | | | | | | | |
| | | | | | | | | | |
| | | | | | | | | | |
| | | | | | | | | | |
| | | | | | | | | | |
| | | | | | | | | | |
| | | | | | | | | | |
| | | | | | | | | | |
| | | | | | | | | | |
| | | | | | | | | | |
| | | | | | | | | | |
| | | | | | | | | | |
| | | | | | | | | | |
| | | | | | | | | | |
| | | | | | | | | | |
| | | | | | | | | | |
| | | | | | | | | | |
| | | | | | | | | | |
| | | | | | | | | | |
| | | | | | | | | | |
| | | | | | | | | | |
| | | | | | | | | | |
| | | | | | | | | | |
| | | | | | | | | | |
| | | | | | | | | | |
| | | | | | | | | | |
| | | | | | | | | | |
| | | | | | | | | | |
| | | | | | | | | | |
| | | | | | | | | | |
| | | | | | | | | | |
| | | | | | | | | | |
| | | | | | | | | | |
| | | | | | | | | | |
| | | | | | | | | | |
| | | | | | | | | | |
| | | | | | | | | | |
| | | | | | | | | | |
| | | | | | | | | | |
| | | | | | | | | | |
| | | | | | | | | | |
| | | | | | | | | | |
| | | | | | | | | | |
| | | | | | | | | | |
| | | | | | | | | | |
| | | | | | | | | | |
| | | | | | | | | | |
| | | | | | | | | | |
| | | | | | | | | | |
| | | | | | | | | | |
| | | | | | | | | | |
| | | | | | | | | | |
| | | | | | | | | | |
| | | | | | | | | | |
| | | | | | | | | | |
| | | | | | | | | | |
| | | | | | | | | | |
| | | | | | | | | | |
| | | | | | | | | | |
| | | | | | | | | | |
| | | | | | | | | | |
| | | | | | | | | | |
| | | | | | | | | | |
| | | | | | | | | | |
| | | | | | | | | | |
| | | | | | | | | | |
| | | | | | | | | | |
| | | | | | | | | | |
| | | | | | | | | | |
| | | | | | | | | | |
| | | | | | | | | | |
| | | | | | | | | | |
| | | | | | | | | | |
| | | | | | | | | | |
| | | | | | | | | | |
| | | | | | | | | | |
| | | | | | | | | | |
| | | | | | | | | | |

| Partner | Operator | Invoice |
|--|--|--|
| 035904-01 SIANA OIL & GAS CO, LLC TOM M RAGSDALE P O BOX 2246 CONROE, TX 77305 | MW500 MEWBOURNE OIL COMPANY P O BOX 7698 TYLER, TX 75711-7698 (903) 561-2900 | <div>Invoice Number 202205-08622</div> <div>Op Accounting Month May 2022</div> <div>Invoiced 1,700.11</div> <div>Disputed</div> <div>Accepted 1,700.11</div> |

| Expense | Operator | | Partner Percent | Activity Month | Amounts | | | |
|-------------------------|---------------|---|-----------------|----------------|----------|----------|----------|----------|
| | OP Account | Minor Account Description | | | Gross | Invoiced | Disputed | Accepted |
| | | | | | | | | |
| LEASE OPERATING EXPENSE | | | | | | | | |
| | LOE.0182-0400 | PUMPING | 6.83747500 | | 950.00 | 64.96 | | 64.96 |
| | LOE.0182-0402 | FUEL/ POWER / ELECTRICAL | 6.83747500 | | 26.61 | 1.82 | | 1.82 |
| | LOE.0182-0402 | FUEL/ POWER / ELECTRICAL | 6.83747500 | | 427.43 | 29.23 | | 29.23 |
| | LOE.0182-0402 | FUEL/ POWER / ELECTRICAL | 6.83747500 | | 22.22 | 1.52 | | 1.52 |
| | LOE.0182-0411 | CHEMICALS-WATER TREATING | 6.83747500 | | 1,805.62 | 123.46 | | 123.46 |
| | LOE.0182-0411 | CHEMICALS-WATER TREATING | 6.83747500 | | 493.21 | 33.72 | | 33.72 |
| | LOE.0182-0411 | CHEMICALS-WATER TREATING | 6.83747500 | | 4,681.26 | 320.08 | | 320.08 |
| | LOE.0182-0418 | EMISSIONS CONTROL EQUIPMENT MAINTENANCE | 6.83747500 | | 198.67 | 13.58 | | 13.58 |
| | LOE.0182-0418 | EMISSIONS CONTROL EQUIPMENT MAINTENANCE | 6.83747500 | | 180.14 | 12.32 | | 12.32 |
| | LOE.0182-0420 | LEASE & FACILITY | 6.83747500 | | 450.00 | 30.77 | | 30.77 |
| | LOE.0182-0420 | LEASE & FACILITY | 6.83747500 | | 450.00 | 30.77 | | 30.77 |
| | LOE.0182-0420 | LEASE & FACILITY | 6.83747500 | | 450.00 | 30.77 | | 30.77 |
| | LOE.0182-0420 | LEASE & FACILITY | 6.83747500 | | 306.00 | 20.92 | | 20.92 |
| | LOE.0182-0421 | LEASE & FACILITY MAINTENANCE | 6.83747500 | | 160.84 | 11.00 | | 11.00 |
| | LOE.0182-0421 | LEASE & FACILITY MAINTENANCE | 6.83747500 | | 157.50 | 10.77 | | 10.77 |
| | LOE.0182-0421 | LEASE & FACILITY MAINTENANCE | 6.83747500 | | 84.39 | 5.77 | | 5.77 |
| | LOE.0182-0421 | LEASE & FACILITY MAINTENANCE | 6.83747500 | | 538.05 | 36.79 | | 36.79 |
| | LOE.0182-0421 | LEASE & FACILITY MAINTENANCE | 6.83747500 | | 157.50 | 10.77 | | 10.77 |
| | LOE.0182-0423 | COMPRESSOR MAINTENANCE | 6.83747500 | | 123.98 | 8.48 | | 8.48 |
| | LOE.0182-0424 | RENTAL SERVICES | 6.83747500 | | 6,842.88 | 467.88 | | 467.88 |
| | LOE.0182-0425 | PRIME MOVER / PUMP MAINTENANCE | 6.83747500 | | 805.65 | 55.09 | | 55.09 |
| | LOE.0182-0425 | PRIME MOVER / PUMP MAINTENANCE | 6.83747500 | | 539.07 | 36.86 | | 36.86 |
| | LOE.0182-0429 | SALT WATER DISPOSAL | 6.83747500 | | 1,522.29 | 104.08 | | 104.08 |
| | LOE.0182-0429 | SALT WATER DISPOSAL | 6.83747500 | | 95.34 | 6.52 | | 6.52 |
| | LOE.0182-0429 | SALT WATER DISPOSAL | 6.83747500 | | 1,842.91 | 126.01 | | 126.01 |
| | LOE.0182-0441 | CONTRACT SUPERVISION | 6.83747500 | | 354.79 | 24.26 | | 24.26 |

Operator

AFE

Cost Center

62391000

PRONGHORN 15 B3CN FED COM 1H

OP Account

Minor Account Description

Partner
PercentActivity
Month

Amounts

Gross

Invoiced

Disputed

Accepted

LOE.0182-0449

MISCELLANEOUS EQUIPMENT RENTAL

6.83747500

184.00

12.58

12.58

LOE.0182-0451

RIGHT-OF-WAYS & EASEMENTS

6.83747500

146.54

10.02

10.02

LOE.0182-0460

OVERHEAD-FIXED RATE

6.83747500

867.46

59.31

59.31

Total LEASE OPERATING EXPENSE

24,864.35

1,700.11

1,700.11

Total Expense

24,864.35

1,700.11

1,700.11

Total Statement

24,864.35

1,700.11

1,700.11

| Partner | Operator | Invoice |
|--|--|---|
| 035904-01 SIANA OIL & GAS CO, LLC TOM M RAGSDALE P O BOX 2246 CONROE, TX 77305 | MW500 MEWBOURNE OIL COMPANY P O BOX 7698 TYLER, TX 75711-7698 (903) 561-2900 | Invoice Number 202205-08622 Op Accounting Month May 2022 Invoiced 2,277.61 Disputed Accepted 2,277.61 |

| AFE Cost Center | Operator | PRONGHORN 15 B3DM FED COM 1H, PRONGHORN 15 B3DM FED COM 1H | OP Account | Minor Account Description | Partner Percent | Activity Month | Amounts | | | |
|---------------------------------|----------------|---|----------------------|---------------------------|--------------------|-------------------|-------------|------------|----------|------------|
| | | | | | | | Gross | Invoiced | Disputed | Accepted |
| Capital | | | | | | | | | | |
| EQUIPMENT BEYOND WELLHEAD | | | | | | | | | | |
| | EBWH.0181-0885 | | PUMPING UNIT SYSTEMS | | 6.83747500 | | (25,733.50) | (1,759.52) | | (1,759.52) |
| | EBWH.0181-0885 | | PUMPING UNIT SYSTEMS | | 6.83747500 | | 31,472.31 | 2,151.91 | | 2,151.91 |
| Total EQUIPMENT BEYOND WELLHEAD | | | | | | | 5,738.81 | 392.39 | | 392.39 |
| TANGIBLE WELL COST | | | | | | | | | | |
| | TWC.0181-0798 | | TUBING | | 6.83747500 | | 27,571.77 | 1,885.22 | | 1,885.22 |
| Total TANGIBLE WELL COST | | | | | | | 27,571.77 | 1,885.22 | | 1,885.22 |
| Total Capital | | | | | | | 33,310.58 | 2,277.61 | | 2,277.61 |
| Total Statement | | | | | | | 33,310.58 | 2,277.61 | | 2,277.61 |

| Partner | Operator | Invoice |
|--|--|---|
| 035904-01 SIANA OIL & GAS CO, LLC TOM M RAGSDALE P O BOX 2246 CONROE, TX 77305 | MW500 MEWBOURNE OIL COMPANY P O BOX 7698 TYLER, TX 75711-7698 (903) 561-2900 | Invoice Number 202205-08622 Op Accounting Month May 2022 Invoiced 3,253.45 Disputed Accepted 3,253.45 |

| Operator | | | | | | | | |
|-------------------------|---------------|---|-----------------|----------------|----------|----------|----------|----------|
| AFE | Cost Center | | | | | | | |
| | 62392000 | PRONGHORN 15 B3DM FED COM 1H | | | | | | |
| | OP Account | Minor Account Description | Partner Percent | Activity Month | Amounts | | | |
| | | | | | Gross | Invoiced | Disputed | Accepted |
| Expense | | | | | | | | |
| LEASE OPERATING EXPENSE | | | | | | | | |
| | LOE.0182-0400 | PUMPING | 6.83747500 | | 950.00 | 64.96 | | 64.96 |
| | LOE.0182-0402 | FUEL/ POWER / ELECTRICAL | 6.83747500 | | 5.45 | 0.37 | | 0.37 |
| | LOE.0182-0402 | FUEL/ POWER / ELECTRICAL | 6.83747500 | | 419.70 | 28.70 | | 28.70 |
| | LOE.0182-0402 | FUEL/ POWER / ELECTRICAL | 6.83747500 | | 6.53 | 0.45 | | 0.45 |
| | LOE.0182-0411 | CHEMICALS-WATER TREATING | 6.83747500 | | 4,681.24 | 320.08 | | 320.08 |
| | LOE.0182-0411 | CHEMICALS-WATER TREATING | 6.83747500 | | 493.21 | 33.72 | | 33.72 |
| | LOE.0182-0411 | CHEMICALS-WATER TREATING | 6.83747500 | | 1,805.63 | 123.46 | | 123.46 |
| | LOE.0182-0411 | CHEMICALS-WATER TREATING | 6.83747500 | | 307.53 | 21.03 | | 21.03 |
| | LOE.0182-0413 | CHEMICALS-PARAFFIN CONTROL | 6.83747500 | | 1,218.53 | 83.32 | | 83.32 |
| | LOE.0182-0413 | CHEMICALS-PARAFFIN CONTROL | 6.83747500 | | 443.10 | 30.30 | | 30.30 |
| | LOE.0182-0413 | CHEMICALS-PARAFFIN CONTROL | 6.83747500 | | 553.88 | 37.87 | | 37.87 |
| | LOE.0182-0418 | EMISSIONS CONTROL EQUIPMENT MAINTENANCE | 6.83747500 | | 198.67 | 13.58 | | 13.58 |
| | LOE.0182-0418 | EMISSIONS CONTROL EQUIPMENT MAINTENANCE | 6.83747500 | | 180.14 | 12.32 | | 12.32 |
| | LOE.0182-0420 | LEASE & FACILITY | 6.83747500 | | 900.00 | 61.54 | | 61.54 |
| | LOE.0182-0420 | LEASE & FACILITY | 6.83747500 | | 450.00 | 30.77 | | 30.77 |
| | LOE.0182-0421 | LEASE & FACILITY MAINTENANCE | 6.83747500 | | 557.01 | 38.08 | | 38.08 |
| | LOE.0182-0421 | LEASE & FACILITY MAINTENANCE | 6.83747500 | | 538.05 | 36.79 | | 36.79 |
| | LOE.0182-0421 | LEASE & FACILITY MAINTENANCE | 6.83747500 | | 391.66 | 26.78 | | 26.78 |
| | LOE.0182-0421 | LEASE & FACILITY MAINTENANCE | 6.83747500 | | 18.88 | 1.29 | | 1.29 |
| | LOE.0182-0421 | LEASE & FACILITY MAINTENANCE | 6.83747500 | | 160.90 | 11.00 | | 11.00 |
| | LOE.0182-0421 | LEASE & FACILITY MAINTENANCE | 6.83747500 | | 157.50 | 10.77 | | 10.77 |
| | LOE.0182-0421 | LEASE & FACILITY MAINTENANCE | 6.83747500 | | 1.29 | 0.09 | | 0.09 |
| | LOE.0182-0421 | LEASE & FACILITY MAINTENANCE | 6.83747500 | | 84.43 | 5.77 | | 5.77 |
| | LOE.0182-0421 | LEASE & FACILITY MAINTENANCE | 6.83747500 | | 157.50 | 10.77 | | 10.77 |
| | LOE.0182-0421 | LEASE & FACILITY MAINTENANCE | 6.83747500 | | 1,037.61 | 70.95 | | 70.95 |
| | LOE.0182-0421 | LEASE & FACILITY MAINTENANCE | 6.83747500 | | 315.00 | 21.54 | | 21.54 |

Operator

AFE

Cost Center

62392000

PRONGHORN 15 B3DM FED COM 1H

| OP Account | Minor Account Description | Partner Percent | Activity Month | Amounts | | | |
|-------------------------------|--------------------------------|-----------------|----------------|-----------|----------|----------|----------|
| | | | | Gross | Invoiced | Disputed | Accepted |
| LOE.0182-0421 | LEASE & FACILITY MAINTENANCE | 6.83747500 | | 37.95 | 2.59 | | 2.59 |
| LOE.0182-0422 | PUMPING UNIT MAINTENANCE | 6.83747500 | | 315.00 | 21.54 | | 21.54 |
| LOE.0182-0422 | PUMPING UNIT MAINTENANCE | 6.83747500 | | 7,821.42 | 534.79 | | 534.79 |
| LOE.0182-0422 | PUMPING UNIT MAINTENANCE | 6.83747500 | | 1,903.84 | 130.17 | | 130.17 |
| LOE.0182-0423 | COMPRESSOR MAINTENANCE | 6.83747500 | | 61.98 | 4.24 | | 4.24 |
| LOE.0182-0425 | PRIME MOVER / PUMP MAINTENANCE | 6.83747500 | | 539.08 | 36.86 | | 36.86 |
| LOE.0182-0425 | PRIME MOVER / PUMP MAINTENANCE | 6.83747500 | | 714.44 | 48.85 | | 48.85 |
| LOE.0182-0429 | SALT WATER DISPOSAL | 6.83747500 | | 1,010.63 | 69.10 | | 69.10 |
| LOE.0182-0429 | SALT WATER DISPOSAL | 6.83747500 | | 42.46 | 2.90 | | 2.90 |
| LOE.0182-0429 | SALT WATER DISPOSAL | 6.83747500 | | 834.80 | 57.08 | | 57.08 |
| LOE.0182-0431 | WELL SERVICE & REPAIR | 6.83747500 | | 6,994.21 | 478.23 | | 478.23 |
| LOE.0182-0434 | WORKOVER-MAJOR MECHANICAL | 6.83747500 | | 10,075.25 | 688.89 | | 688.89 |
| LOE.0182-0449 | MISCELLANEOUS EQUIPMENT RENTAL | 6.83747500 | | 184.00 | 12.58 | | 12.58 |
| LOE.0182-0451 | RIGHT-OF-WAYS & EASEMENTS | 6.83747500 | | 146.54 | 10.02 | | 10.02 |
| LOE.0182-0460 | OVERHEAD-FIXED RATE | 6.83747500 | | 867.49 | 59.31 | | 59.31 |
| Total LEASE OPERATING EXPENSE | | | | 47,582.53 | 3,253.45 | | 3,253.45 |
| Total Expense | | | | 47,582.53 | 3,253.45 | | 3,253.45 |
| Total Statement | | | | 47,582.53 | 3,253.45 | | 3,253.45 |

| Partner | Operator | Invoice |
|--|--|---|
| 035904-01 SIANA OIL & GAS CO, LLC TOM M RAGSDALE P O BOX 2246 CONROE, TX 77305 | MW500 MEWBOURNE OIL COMPANY P O BOX 7698 TYLER, TX 75711-7698 (903) 561-2900 | Invoice Number 202205-08622 Op Accounting Month May 2022 Invoiced (245.37) Disputed Accepted (245.37) |

| AFE | Operator | IBEX 10 B3MD FED COM 1H, | Cost Center | 62774000 | IBEX 10 B3MD FED COM 1H | Amounts | | | | |
|---------------------------------|----------------|-------------------------------|-------------|----------|-------------------------|---------------------------|-----------------|----------------|----------|----------|
| | OP Account | | | | | Minor Account Description | Partner Percent | Activity Month | Gross | Invoiced |
| Capital | | | | | | | | | | |
| EQUIPMENT BEYOND WELLHEAD | | | | | | | | | | |
| | EBWH.0181-0892 | EMISSIONS CONTROL EQUIPMENT | | | 5.27536400 | | | (5,750.00) | (303.33) | (303.33) |
| | EBWH.0181-0898 | AUTOMATION METERING EQUIPMENT | | | 5.27536400 | | | 1,098.75 | 57.96 | 57.96 |
| Total EQUIPMENT BEYOND WELLHEAD | | | | | | | | (4,651.25) | (245.37) | (245.37) |
| Total Capital | | | | | | | | (4,651.25) | (245.37) | (245.37) |
| Total Statement | | | | | | | | (4,651.25) | (245.37) | (245.37) |

| Partner | Operator | Invoice |
|--|--|---|
| 035904-01 SIANA OIL & GAS CO, LLC TOM M RAGSDALE P O BOX 2246 CONROE, TX 77305 | MW500 MEWBOURNE OIL COMPANY P O BOX 7698 TYLER, TX 75711-7698 (903) 561-2900 | Invoice Number 202205-08622 Op Accounting Month May 2022 Invoiced 1,273.48 Disputed Accepted 1,273.48 |

| Operator | | | | | | | | | | | |
|-------------------------|---------------|---|-------------------------|----------------|----------|----------|----------|----------|--|--|--|
| AFE | Cost Center | 62774000 | IBEX 10 B3MD FED COM 1H | | | | | | | | |
| | OP Account | Minor Account Description | Partner Percent | Activity Month | Amounts | | | | | | |
| | | | | | Gross | Invoiced | Disputed | Accepted | | | |
| Expense | | | | | | | | | | | |
| LEASE OPERATING EXPENSE | | | | | | | | | | | |
| | LOE.0182-0400 | PUMPING | 5.27536400 | | 950.00 | 50.12 | | 50.12 | | | |
| | LOE.0182-0400 | PUMPING | 5.27536400 | | 237.50 | 12.53 | | 12.53 | | | |
| | LOE.0182-0402 | FUEL/ POWER / ELECTRICAL | 5.27536400 | | 511.89 | 27.00 | | 27.00 | | | |
| | LOE.0182-0402 | FUEL/ POWER / ELECTRICAL | 5.27536400 | | 26.61 | 1.40 | | 1.40 | | | |
| | LOE.0182-0402 | FUEL/ POWER / ELECTRICAL | 5.27536400 | | 31.87 | 1.68 | | 1.68 | | | |
| | LOE.0182-0411 | CHEMICALS-WATER TREATING | 5.27536400 | | 802.50 | 42.33 | | 42.33 | | | |
| | LOE.0182-0411 | CHEMICALS-WATER TREATING | 5.27536400 | | 2,474.38 | 130.53 | | 130.53 | | | |
| | LOE.0182-0411 | CHEMICALS-WATER TREATING | 5.27536400 | | 3,885.35 | 204.97 | | 204.97 | | | |
| | LOE.0182-0411 | CHEMICALS-WATER TREATING | 5.27536400 | | 493.21 | 26.02 | | 26.02 | | | |
| | LOE.0182-0418 | EMISSIONS CONTROL EQUIPMENT MAINTENANCE | 5.27536400 | | 238.95 | 12.60 | | 12.60 | | | |
| | LOE.0182-0419 | AUTOMATION MAINTENANCE | 5.27536400 | | 25.88 | 1.37 | | 1.37 | | | |
| | LOE.0182-0420 | LEASE & FACILITY | 5.27536400 | | 450.00 | 23.74 | | 23.74 | | | |
| | LOE.0182-0421 | LEASE & FACILITY MAINTENANCE | 5.27536400 | | 210.00 | 11.08 | | 11.08 | | | |
| | LOE.0182-0421 | LEASE & FACILITY MAINTENANCE | 5.27536400 | | 2.45 | 0.13 | | 0.13 | | | |
| | LOE.0182-0421 | LEASE & FACILITY MAINTENANCE | 5.27536400 | | 841.58 | 44.39 | | 44.39 | | | |
| | LOE.0182-0421 | LEASE & FACILITY MAINTENANCE | 5.27536400 | | 35.98 | 1.90 | | 1.90 | | | |
| | LOE.0182-0421 | LEASE & FACILITY MAINTENANCE | 5.27536400 | | 1,037.61 | 54.74 | | 54.74 | | | |
| | LOE.0182-0423 | COMPRESSOR MAINTENANCE | 5.27536400 | | 61.98 | 3.27 | | 3.27 | | | |
| | LOE.0182-0424 | RENTAL SERVICES | 5.27536400 | | 5,933.66 | 313.03 | | 313.03 | | | |
| | LOE.0182-0429 | SALT WATER DISPOSAL | 5.27536400 | | 1,653.24 | 87.21 | | 87.21 | | | |
| | LOE.0182-0429 | SALT WATER DISPOSAL | 5.27536400 | | 111.55 | 5.89 | | 5.89 | | | |
| | LOE.0182-0429 | SALT WATER DISPOSAL | 5.27536400 | | 2,001.44 | 105.58 | | 105.58 | | | |
| | LOE.0182-0440 | COMPANY SUPERVISION | 5.27536400 | | 544.50 | 28.72 | | 28.72 | | | |
| | LOE.0182-0441 | CONTRACT SUPERVISION | 5.27536400 | | 354.79 | 18.72 | | 18.72 | | | |
| | LOE.0182-0449 | MISCELLANEOUS EQUIPMENT RENTAL | 5.27536400 | | 184.00 | 9.71 | | 9.71 | | | |
| | LOE.0182-0451 | RIGHT-OF-WAYS & EASEMENTS | 5.27536400 | | 146.54 | 7.73 | | 7.73 | | | |

| Operator | | | | | | | | | |
|----------|---------------|-------------------------------|-------------------------|-----------------|----------------|-----------|----------|----------|----------|
| AFE | Cost Center | 62774000 | IBEX 10 B3MD FED COM 1H | | | | | | |
| | | | | | | Amounts | | | |
| | OP Account | Minor Account Description | | Partner Percent | Activity Month | Gross | Invoiced | Disputed | Accepted |
| | LOE.0182-0460 | OVERHEAD-FIXED RATE | | 5.27536400 | | 892.65 | 47.09 | | 47.09 |
| | | Total LEASE OPERATING EXPENSE | | | | 24,140.11 | 1,273.48 | | 1,273.48 |
| | | Total Expense | | | | 24,140.11 | 1,273.48 | | 1,273.48 |
| | | Total Statement | | | | 24,140.11 | 1,273.48 | | 1,273.48 |

Statement

| Partner | Operator | Invoice |
|--|--|---|
| 035904-01 SIANA OIL & GAS CO, LLC TOM M RAGSDALE P O BOX 2246 CONROE, TX 77305 | MW500 MEWBOURNE OIL COMPANY P O BOX 7698 TYLER, TX 75711-7698 (903) 561-2900 | Invoice Number 202205-08622 Op Accounting Month May 2022 Invoiced (245.37) Disputed Accepted (245.37) |

| AFE Cost Center | Operator | IBEX 10 B3NC FED COM 1H, IBEX 10 B3NC FED COM 1H | | | | Amounts | | | |
|---------------------------------|----------------|---|------------|--|--|---------------------------|--------------------|-------------------|----------|
| | OP Account | | | | | Minor Account Description | Partner Percent | Activity Month | Gross |
| Capital | | | | | | | | | |
| EQUIPMENT BEYOND WELLHEAD | | | | | | | | | |
| | EBWH.0181-0892 | EMISSIONS CONTROL EQUIPMENT | 5.27536400 | | | (5,750.00) | (303.33) | | (303.33) |
| | EBWH.0181-0898 | AUTOMATION METERING EQUIPMENT | 5.27536400 | | | 1,098.75 | 57.96 | | 57.96 |
| Total EQUIPMENT BEYOND WELLHEAD | | | | | | (4,651.25) | (245.37) | | (245.37) |
| Total Capital | | | | | | (4,651.25) | (245.37) | | (245.37) |
| Total Statement | | | | | | (4,651.25) | (245.37) | | (245.37) |

| Partner | Operator | Invoice |
|--|--|---|
| 035904-01 SIANA OIL & GAS CO, LLC TOM M RAGSDALE P O BOX 2246 CONROE, TX 77305 | MW500 MEWBOURNE OIL COMPANY P O BOX 7698 TYLER, TX 75711-7698 (903) 561-2900 | Invoice Number 202205-08622 Op Accounting Month May 2022 Invoiced 898.18 Disputed Accepted 898.18 |

| Expense | Operator | | Partner Percent | Activity Month | Amounts | | | |
|-------------------------|---------------|---|-----------------|----------------|----------|----------|----------|----------|
| | OP Account | Minor Account Description | | | Gross | Invoiced | Disputed | Accepted |
| | | | | | | | | |
| LEASE OPERATING EXPENSE | | | | | | | | |
| | LOE.0182-0400 | PUMPING | 5.27536400 | | 237.50 | 12.53 | | 12.53 |
| | LOE.0182-0400 | PUMPING | 5.27536400 | | 950.00 | 50.12 | | 50.12 |
| | LOE.0182-0402 | FUEL/ POWER / ELECTRICAL | 5.27536400 | | 416.07 | 21.95 | | 21.95 |
| | LOE.0182-0402 | FUEL/ POWER / ELECTRICAL | 5.27536400 | | 25.90 | 1.37 | | 1.37 |
| | LOE.0182-0402 | FUEL/ POWER / ELECTRICAL | 5.27536400 | | 21.63 | 1.14 | | 1.14 |
| | LOE.0182-0411 | CHEMICALS-WATER TREATING | 5.27536400 | | 2,474.37 | 130.53 | | 130.53 |
| | LOE.0182-0411 | CHEMICALS-WATER TREATING | 5.27536400 | | 493.21 | 26.02 | | 26.02 |
| | LOE.0182-0411 | CHEMICALS-WATER TREATING | 5.27536400 | | 3,885.35 | 204.97 | | 204.97 |
| | LOE.0182-0411 | CHEMICALS-WATER TREATING | 5.27536400 | | 493.21 | 26.02 | | 26.02 |
| | LOE.0182-0411 | CHEMICALS-WATER TREATING | 5.27536400 | | 802.50 | 42.33 | | 42.33 |
| | LOE.0182-0418 | EMISSIONS CONTROL EQUIPMENT MAINTENANCE | 5.27536400 | | 238.97 | 12.61 | | 12.61 |
| | LOE.0182-0419 | AUTOMATION MAINTENANCE | 5.27536400 | | 25.88 | 1.37 | | 1.37 |
| | LOE.0182-0420 | LEASE & FACILITY | 5.27536400 | | 450.00 | 23.74 | | 23.74 |
| | LOE.0182-0421 | LEASE & FACILITY MAINTENANCE | 5.27536400 | | 1,037.61 | 54.74 | | 54.74 |
| | LOE.0182-0421 | LEASE & FACILITY MAINTENANCE | 5.27536400 | | 2.45 | 0.13 | | 0.13 |
| | LOE.0182-0421 | LEASE & FACILITY MAINTENANCE | 5.27536400 | | 582.64 | 30.74 | | 30.74 |
| | LOE.0182-0421 | LEASE & FACILITY MAINTENANCE | 5.27536400 | | 210.00 | 11.07 | | 11.07 |
| | LOE.0182-0421 | LEASE & FACILITY MAINTENANCE | 5.27536400 | | 35.99 | 1.90 | | 1.90 |
| | LOE.0182-0423 | COMPRESSOR MAINTENANCE | 5.27536400 | | 62.00 | 3.27 | | 3.27 |
| | LOE.0182-0429 | SALT WATER DISPOSAL | 5.27536400 | | 1,314.95 | 69.37 | | 69.37 |
| | LOE.0182-0429 | SALT WATER DISPOSAL | 5.27536400 | | 1,591.90 | 83.98 | | 83.98 |
| | LOE.0182-0429 | SALT WATER DISPOSAL | 5.27536400 | | 95.50 | 5.04 | | 5.04 |
| | LOE.0182-0441 | CONTRACT SUPERVISION | 5.27536400 | | 354.79 | 18.71 | | 18.71 |
| | LOE.0182-0449 | MISCELLANEOUS EQUIPMENT RENTAL | 5.27536400 | | 184.00 | 9.71 | | 9.71 |
| | LOE.0182-0451 | RIGHT-OF-WAYS & EASEMENTS | 5.27536400 | | 146.54 | 7.73 | | 7.73 |
| | LOE.0182-0460 | OVERHEAD-FIXED RATE | 5.27536400 | | 892.65 | 47.09 | | 47.09 |

Invoice Number 202205-08622

Partner 035904-01 SIANA OIL & GAS CO, LLC

Operator MW500 MEWBOURNE OIL COMPANY

Operator

AFE

Cost Center

62775000

IBEX 10 B3NC FED COM 1H

OP Account

Minor Account Description

Partner
Percent

Activity
Month

Amounts

Gross

Invoiced

Disputed

Accepted

Total LEASE OPERATING EXPENSE

17,025.61

898.18

898.18

Total Expense

17,025.61

898.18

898.18

Total Statement

17,025.61

898.18

898.18

Statement

| Partner | Operator | Invoice |
|--|--|---|
| 035904-01 SIANA OIL & GAS CO, LLC TOM M RAGSDALE P O BOX 2246 CONROE, TX 77305 | MW500 MEWBOURNE OIL COMPANY P O BOX 7698 TYLER, TX 75711-7698 (903) 561-2900 | Invoice Number 202205-08622 Op Accounting Month May 2022 Invoiced 35.43 Disputed Accepted 35.43 |

| AFE Cost Center | Operator | | | | | | | | |
|---------------------------------|----------------|-------------------------------|-----------------|----------------|--|----------|----------|----------|----------|
| | 62776000-20 | IBEX 10 B30B FED COM 1H, | | | | | | | |
| | 62776000 | IBEX 10 B30B FED COM 1H | | | | | | | |
| | OP Account | Minor Account Description | Partner Percent | Activity Month | | Amounts | | | |
| | | | | | | Gross | Invoiced | Disputed | Accepted |
| Capital | | | | | | | | | |
| EQUIPMENT BEYOND WELLHEAD | | | | | | | | | |
| | EBWH.0181-0898 | AUTOMATION METERING EQUIPMENT | 3.22507100 | | | 1,098.75 | 35.43 | | 35.43 |
| Total EQUIPMENT BEYOND WELLHEAD | | | | | | 1,098.75 | 35.43 | | 35.43 |
| Total Capital | | | | | | 1,098.75 | 35.43 | | 35.43 |
| Total Statement | | | | | | 1,098.75 | 35.43 | | 35.43 |

| Partner | Operator | Invoice |
|--|--|---|
| 035904-01 SIANA OIL & GAS CO, LLC TOM M RAGSDALE P O BOX 2246 CONROE, TX 77305 | MW500 MEWBOURNE OIL COMPANY P O BOX 7698 TYLER, TX 75711-7698 (903) 561-2900 | Invoice Number 202205-08622 Op Accounting Month May 2022 Invoiced 618.44 Disputed Accepted 618.44 |

| Operator | | | | | | | | |
|-------------------------------|---------------|---|-----------------|----------------|-----------|----------|----------|----------|
| AFE | | | | | | | | |
| Cost Center | 62776000 | IBEX 10 B3OB FED COM 1H | | | | | | |
| Expense | OP Account | Minor Account Description | Partner Percent | Activity Month | Amounts | | | |
| | | | | | Gross | Invoiced | Disputed | Accepted |
| LEASE OPERATING EXPENSE | | | | | | | | |
| | LOE.0182-0400 | PUMPING | 3.22507100 | | 950.00 | 30.64 | | 30.64 |
| | LOE.0182-0400 | PUMPING | 3.22507100 | | 237.50 | 7.66 | | 7.66 |
| | LOE.0182-0402 | FUEL/ POWER / ELECTRICAL | 3.22507100 | | 434.64 | 14.02 | | 14.02 |
| | LOE.0182-0402 | FUEL/ POWER / ELECTRICAL | 3.22507100 | | 22.59 | 0.73 | | 0.73 |
| | LOE.0182-0402 | FUEL/ POWER / ELECTRICAL | 3.22507100 | | 27.06 | 0.87 | | 0.87 |
| | LOE.0182-0411 | CHEMICALS-WATER TREATING | 3.22507100 | | 4,681.25 | 150.97 | | 150.97 |
| | LOE.0182-0411 | CHEMICALS-WATER TREATING | 3.22507100 | | 493.21 | 15.91 | | 15.91 |
| | LOE.0182-0411 | CHEMICALS-WATER TREATING | 3.22507100 | | 802.50 | 25.88 | | 25.88 |
| | LOE.0182-0411 | CHEMICALS-WATER TREATING | 3.22507100 | | 1,337.50 | 43.14 | | 43.14 |
| | LOE.0182-0418 | EMISSIONS CONTROL EQUIPMENT MAINTENANCE | 3.22507100 | | 397.34 | 12.81 | | 12.81 |
| | LOE.0182-0418 | EMISSIONS CONTROL EQUIPMENT MAINTENANCE | 3.22507100 | | 180.14 | 5.81 | | 5.81 |
| | LOE.0182-0419 | AUTOMATION MAINTENANCE | 3.22507100 | | 25.70 | 0.83 | | 0.83 |
| | LOE.0182-0423 | COMPRESSOR MAINTENANCE | 3.22507100 | | 62.00 | 2.00 | | 2.00 |
| | LOE.0182-0424 | RENTAL SERVICES | 3.22507100 | | 4,561.37 | 147.11 | | 147.11 |
| | LOE.0182-0429 | SALT WATER DISPOSAL | 3.22507100 | | 1,385.88 | 44.69 | | 44.69 |
| | LOE.0182-0429 | SALT WATER DISPOSAL | 3.22507100 | | 142.43 | 4.59 | | 4.59 |
| | LOE.0182-0429 | SALT WATER DISPOSAL | 3.22507100 | | 106.16 | 3.42 | | 3.42 |
| | LOE.0182-0429 | SALT WATER DISPOSAL | 3.22507100 | | 1,677.78 | 54.11 | | 54.11 |
| | LOE.0182-0441 | CONTRACT SUPERVISION | 3.22507100 | | 354.79 | 11.44 | | 11.44 |
| | LOE.0182-0449 | MISCELLANEOUS EQUIPMENT RENTAL | 3.22507100 | | 184.00 | 5.93 | | 5.93 |
| | LOE.0182-0451 | RIGHT-OF-WAYS & EASEMENTS | 3.22507100 | | 219.81 | 7.09 | | 7.09 |
| | LOE.0182-0460 | OVERHEAD-FIXED RATE | 3.22507100 | | 892.65 | 28.79 | | 28.79 |
| Total LEASE OPERATING EXPENSE | | | | | 19,176.30 | 618.44 | | 618.44 |
| Total Expense | | | | | 19,176.30 | 618.44 | | 618.44 |
| Total Statement | | | | | 19,176.30 | 618.44 | | 618.44 |

Invoice Number 202205-08622

Partner 035904-01 SIANA OIL & GAS CO, LLC

Operator MW500 MEWBOURNE OIL COMPANY

Operator

AFE

Cost Center

62776000

IBEX 10 B3OB FED COM 1H

OP Account

Minor Account Description

Partner
Percent

Activity
Month

Amounts

Gross

Invoiced

Disputed

Accepted

Statement

| Partner | Operator | Invoice |
|--|--|---|
| 035904-01 SIANA OIL & GAS CO, LLC TOM M RAGSDALE P O BOX 2246 CONROE, TX 77305 | MW500 MEWBOURNE OIL COMPANY P O BOX 7698 TYLER, TX 75711-7698 (903) 561-2900 | Invoice Number 202205-08622 Op Accounting Month May 2022 Invoiced 6,910.69 Disputed Accepted 6,910.69 |

| AFE Cost Center | Operator | | | | | Amounts | | | |
|---------------------------|----------------|-------------------------------|--|--------------------|-------------------|----------|----------|----------|----------|
| | 62906000-20 | GAZELLE 22 B2MD FED COM 2H, | | | | Gross | Invoiced | Disputed | Accepted |
| | 62906000 | GAZELLE 22 B2MD FED COM 2H | | | | | | | |
| | OP Account | Minor Account Description | | Partner Percent | Activity Month | | | | |
| Capital | | | | | | | | | |
| EQUIPMENT BEYOND WELLHEAD | | | | | | | | | |
| | EBWH.0181-0892 | EMISSIONS CONTROL EQUIPMENT | | 19.69919400 | | 6,250.00 | 1,231.20 | | 1,231.20 |
| | EBWH.0181-0898 | AUTOMATION METERING EQUIPMENT | | 19.69919400 | | 549.37 | 108.22 | | 108.22 |
| | | | | | | | | | |
| | | | | | | | | | |
| | | | | | | | | | |
| | | | | | | | | | |
| | | | | | | | | | |
| | | | | | | | | | |
| | | | | | | | | | |
| | | | | | | | | | |
| | | | | | | | | | |
| | | | | | | | | | |
| | | | | | | | | | |
| | | | | | | | | | |
| | | | | | | | | | |
| | | | | | | | | | |
| | | | | | | | | | |
| | | | | | | | | | |
| | | | | | | | | | |
| | | | | | | | | | |
| | | | | | | | | | |
| | | | | | | | | | |
| | | | | | | | | | |
| | | | | | | | | | |
| | | | | | | | | | |
| | | | | | | | | | |
| | | | | | | | | | |
| | | | | | | | | | |
| | | | | | | | | | |
| | | | | | | | | | |
| | | | | | | | | | |
| | | | | | | | | | |
| | | | | | | | | | |
| | | | | | | | | | |
| | | | | | | | | | |
| | | | | | | | | | |
| | | | | | | | | | |
| | | | | | | | | | |
| | | | | | | | | | |
| | | | | | | | | | |
| | | | | | | | | | |
| | | | | | | | | | |
| | | | | | | | | | |
| | | | | | | | | | |
| | | | | | | | | | |
| | | | | | | | | | |
| | | | | | | | | | |
| | | | | | | | | | |
| | | | | | | | | | |
| | | | | | | | | | |
| | | | | | | | | | |
| | | | | | | | | | |
| | | | | | | | | | |
| | | | | | | | | | |
| | | | | | | | | | |
| | | | | | | | | | |
| | | | | | | | | | |
| | | | | | | | | | |
| | | | | | | | | | |
| | | | | | | | | | |
| | | | | | | | | | |
| | | | | | | | | | |
| | | | | | | | | | |
| | | | | | | | | | |
| | | | | | | | | | |
| | | | | | | | | | |
| | | | | | | | | | |
| | | | | | | | | | |
| | | | | | | | | | |
| | | | | | | | | | |
| | | | | | | | | | |
| | | | | | | | | | |
| | | | | | | | | | |
| | | | | | | | | | |
| | | | | | | | | | |
| | | | | | | | | | |
| | | | | | | | | | |
| | | | | | | | | | |
| | | | | | | | | | |
| | | | | | | | | | |
| | | | | | | | | | |
| | | | | | | | | | |
| | | | | | | | | | |
| | | | | | | | | | |
| | | | | | | | | | |
| | | | | | | | | | |
| | | | | | | | | | |
| | | | | | | | | | |
| | | | | | | | | | |
| | | | | | | | | | |
| | | | | | | | | | |
| | | | | | | | | | |
| | | | | | | | | | |
| | | | | | | | | | |
| | | | | | | | | | |
| | | | | | | | | | |
| | | | | | | | | | |
| | | | | | | | | | |
| | | | | | | | | | |
| | | | | | | | | | |
| | | | | | | | | | |
| | | | | | | | | | |
| | | | | | | | | | |
| | | | | | | | | | |
| | | | | | | | | | |
| | | | | | | | | | |
| | | | | | | | | | |
| | | | | | | | | | |
| | | | | | | | | | |
| | | | | | | | | | |
| | | | | | | | | | |
| | | | | | | | | | |
| | | | | | | | | | |
| | | | | | | | | | |
| | | | | | | | | | |
| | | | | | | | | | |
| | | | | | | | | | |
| | | | | | | | | | |
| | | | | | | | | | |
| | | | | | | | | | |
| | | | | | | | | | |
| | | | | | | | | | |
| | | | | | | | | | |
| | | | | | | | | | |

Statement

| Partner | Operator | Invoice |
|--|--|---|
| 035904-01 SIANA OIL & GAS CO, LLC TOM M RAGSDALE P O BOX 2246 CONROE, TX 77305 | MW500 MEWBOURNE OIL COMPANY P O BOX 7698 TYLER, TX 75711-7698 (903) 561-2900 | Invoice Number 202205-08622 Op Accounting Month May 2022 Invoiced 1,230.90 Disputed Accepted 1,230.90 |

| Expense | AFE Cost Center | Operator | WORKOVER AFE FOR DRILLING OVERHEAD, GAZELLE 22 B2MD FED COM 2H | Partner Percent | Activity Month | Amounts | | | |
|-------------------------|--------------------|-------------------------|---|--------------------|-------------------|------------|---------------------------|-------|----------|
| | | WORKOVER-30 62906000 | | | | OP Account | Minor Account Description | Gross | Invoiced |
| LEASE OPERATING EXPENSE | | | | | | | | | |
| | | LOE.0182-0460 | OVERHEAD-FIXED RATE | 19.69919400 | | 6,248.49 | 1,230.90 | | 1,230.90 |
| | | | | | | | | | |
| | | | | | | | | | |
| | | | | | | | | | |
| | | | | | | | | | |
| | | | | | | | | | |
| | | | | | | | | | |
| | | | | | | | | | |
| | | | | | | | | | |
| | | | | | | | | | |
| | | | | | | | | | |
| | | | | | | | | | |
| | | | | | | | | | |
| | | | | | | | | | |
| | | | | | | | | | |
| | | | | | | | | | |
| | | | | | | | | | |
| | | | | | | | | | |
| | | | | | | | | | |
| | | | | | | | | | |
| | | | | | | | | | |
| | | | | | | | | | |
| | | | | | | | | | |
| | | | | | | | | | |
| | | | | | | | | | |
| | | | | | | | | | |
| | | | | | | | | | |
| | | | | | | | | | |
| | | | | | | | | | |
| | | | | | | | | | |
| | | | | | | | | | |
| | | | | | | | | | |
| | | | | | | | | | |
| | | | | | | | | | |
| | | | | | | | | | |
| | | | | | | | | | |
| | | | | | | | | | |
| | | | | | | | | | |
| | | | | | | | | | |
| | | | | | | | | | |
| | | | | | | | | | |
| | | | | | | | | | |
| | | | | | | | | | |
| | | | | | | | | | |
| | | | | | | | | | |
| | | | | | | | | | |
| | | | | | | | | | |
| | | | | | | | | | |
| | | | | | | | | | |
| | | | | | | | | | |
| | | | | | | | | | |
| | | | | | | | | | |
| | | | | | | | | | |
| | | | | | | | | | |
| | | | | | | | | | |
| | | | | | | | | | |
| | | | | | | | | | |
| | | | | | | | | | |
| | | | | | | | | | |
| | | | | | | | | | |
| | | | | | | | | | |
| | | | | | | | | | |
| | | | | | | | | | |
| | | | | | | | | | |
| | | | | | | | | | |
| | | | | | | | | | |
| | | | | | | | | | |
| | | | | | | | | | |
| | | | | | | | | | |
| | | | | | | | | | |
| | | | | | | | | | |
| | | | | | | | | | |
| | | | | | | | | | |
| | | | | | | | | | |
| | | | | | | | | | |
| | | | | | | | | | |
| | | | | | | | | | |
| | | | | | | | | | |
| | | | | | | | | | |
| | | | | | | | | | |
| | | | | | | | | | |
| | | | | | | | | | |
| | | | | | | | | | |
| | | | | | | | | | |
| | | | | | | | | | |
| | | | | | | | | | |
| | | | | | | | | | |
| | | | | | | | | | |
| | | | | | | | | | |
| | | | | | | | | | |
| | | | | | | | | | |
| | | | | | | | | | |
| | | | | | | | | | |
| | | | | | | | | | |
| | | | | | | | | | |
| | | | | | | | | | |
| | | | | | | | | | |
| | | | | | | | | | |
| | | | | | | | | | |
| | | | | | | | | | |
| | | | | | | | | | |
| | | | | | | | | | |
| | | | | | | | | | |
| | | | | | | | | | |
| | | | | | | | | | |
| | | | | | | | | | |
| | | | | | | | | | |
| | | | | | | | | | |
| | | | | | | | | | |
| | | | | | | | | | |
| | | | | | | | | | |
| | | | | | | | | | |
| | | | | | | | | | |
| | | | | | | | | | |
| | | | | | | | | | |
| | | | | | | | | | |
| | | | | | | | | | |
| | | | | | | | | | |
| | | | | | | | | | |
| | | | | | | | | | |
| | | | | | | | | | |
| | | | | | | | | | |
| | | | | | | | | | |
| | | | | | | | | | |
| | | | | | | | | | |
| | | | | | | | | </ | |

| Partner | Operator | Invoice |
|--|--|---|
| 035904-01 SIANA OIL & GAS CO, LLC TOM M RAGSDALE P O BOX 2246 CONROE, TX 77305 | MW500 MEWBOURNE OIL COMPANY P O BOX 7698 TYLER, TX 75711-7698 (903) 561-2900 | Invoice Number 202205-08622 Op Accounting Month May 2022 Invoiced 51,804.78 Disputed Accepted 51,804.78 |

| Expense | Operator | | Partner Percent | Activity Month | Amounts | | | |
|-------------------------|---------------|---|-----------------|----------------|----------|----------|----------|----------|
| | OP Account | Minor Account Description | | | Gross | Invoiced | Disputed | Accepted |
| | | | | | | | | |
| LEASE OPERATING EXPENSE | | | | | | | | |
| | LOE.0182-0400 | PUMPING | 19.69919400 | | 237.50 | 46.79 | | 46.79 |
| | LOE.0182-0400 | PUMPING | 19.69919400 | | 950.00 | 187.15 | | 187.15 |
| | LOE.0182-0402 | FUEL/ POWER / ELECTRICAL | 19.69919400 | | 691.97 | 136.32 | | 136.32 |
| | LOE.0182-0402 | FUEL/ POWER / ELECTRICAL | 19.69919400 | | 43.08 | 8.49 | | 8.49 |
| | LOE.0182-0402 | FUEL/ POWER / ELECTRICAL | 19.69919400 | | 35.97 | 7.08 | | 7.08 |
| | LOE.0182-0406 | SITE RESTORATION & EXCAVATION | 19.69919400 | | 50.97 | 10.04 | | 10.04 |
| | LOE.0182-0411 | CHEMICALS-WATER TREATING | 19.69919400 | | 493.21 | 97.16 | | 97.16 |
| | LOE.0182-0411 | CHEMICALS-WATER TREATING | 19.69919400 | | 2,708.44 | 533.53 | | 533.53 |
| | LOE.0182-0411 | CHEMICALS-WATER TREATING | 19.69919400 | | 493.21 | 97.16 | | 97.16 |
| | LOE.0182-0413 | CHEMICALS-PARAFFIN CONTROL | 19.69919400 | | 427.28 | 84.17 | | 84.17 |
| | LOE.0182-0418 | EMISSIONS CONTROL EQUIPMENT MAINTENANCE | 19.69919400 | | 149.24 | 29.41 | | 29.41 |
| | LOE.0182-0418 | EMISSIONS CONTROL EQUIPMENT MAINTENANCE | 19.69919400 | | 78.75 | 15.51 | | 15.51 |
| | LOE.0182-0419 | AUTOMATION MAINTENANCE | 19.69919400 | | 38.69 | 7.62 | | 7.62 |
| | LOE.0182-0419 | AUTOMATION MAINTENANCE | 19.69919400 | | 506.00 | 99.68 | | 99.68 |
| | LOE.0182-0419 | AUTOMATION MAINTENANCE | 19.69919400 | | 16.97 | 3.34 | | 3.34 |
| | LOE.0182-0419 | AUTOMATION MAINTENANCE | 19.69919400 | | 1,320.00 | 260.03 | | 260.03 |
| | LOE.0182-0420 | LEASE & FACILITY | 19.69919400 | | 306.00 | 60.28 | | 60.28 |
| | LOE.0182-0420 | LEASE & FACILITY | 19.69919400 | | 900.00 | 177.29 | | 177.29 |
| | LOE.0182-0420 | LEASE & FACILITY | 19.69919400 | | 1,800.00 | 354.59 | | 354.59 |
| | LOE.0182-0420 | LEASE & FACILITY | 19.69919400 | | 450.00 | 88.65 | | 88.65 |
| | LOE.0182-0420 | LEASE & FACILITY | 19.69919400 | | 900.00 | 177.29 | | 177.29 |
| | LOE.0182-0421 | LEASE & FACILITY MAINTENANCE | 19.69919400 | | 12.22 | 2.41 | | 2.41 |
| | LOE.0182-0421 | LEASE & FACILITY MAINTENANCE | 19.69919400 | | 140.11 | 27.60 | | 27.60 |
| | LOE.0182-0421 | LEASE & FACILITY MAINTENANCE | 19.69919400 | | 401.74 | 79.14 | | 79.14 |
| | LOE.0182-0421 | LEASE & FACILITY MAINTENANCE | 19.69919400 | | 9.54 | 1.88 | | 1.88 |
| | LOE.0182-0421 | LEASE & FACILITY MAINTENANCE | 19.69919400 | | 0.83 | 0.16 | | 0.16 |

Operator

AFE

Cost Center

62906000

GAZELLE 22 B2MD FED COM 2H

| OP Account | Minor Account Description | Partner Percent | Activity Month | Amounts | | | |
|---------------|---------------------------------|-----------------|----------------|-----------|-----------|----------|-----------|
| | | | | Gross | Invoiced | Disputed | Accepted |
| LOE.0182-0421 | LEASE & FACILITY MAINTENANCE | 19.69919400 | | 808.94 | 159.36 | | 159.36 |
| LOE.0182-0421 | LEASE & FACILITY MAINTENANCE | 19.69919400 | | 10,580.24 | 2,084.22 | | 2,084.22 |
| LOE.0182-0421 | LEASE & FACILITY MAINTENANCE | 19.69919400 | | 33.52 | 6.60 | | 6.60 |
| LOE.0182-0421 | LEASE & FACILITY MAINTENANCE | 19.69919400 | | 2.28 | 0.45 | | 0.45 |
| LOE.0182-0423 | COMPRESSOR MAINTENANCE | 19.69919400 | | 356.03 | 70.13 | | 70.13 |
| LOE.0182-0423 | COMPRESSOR MAINTENANCE | 19.69919400 | | 2,052.77 | 404.37 | | 404.37 |
| LOE.0182-0423 | COMPRESSOR MAINTENANCE | 19.69919400 | | 106.80 | 21.04 | | 21.04 |
| LOE.0182-0423 | COMPRESSOR MAINTENANCE | 19.69919400 | | 400.55 | 78.90 | | 78.90 |
| LOE.0182-0423 | COMPRESSOR MAINTENANCE | 19.69919400 | | 165.89 | 32.68 | | 32.68 |
| LOE.0182-0423 | COMPRESSOR MAINTENANCE | 19.69919400 | | 467.23 | 92.04 | | 92.04 |
| LOE.0182-0423 | COMPRESSOR MAINTENANCE | 19.69919400 | | 94.90 | 18.69 | | 18.69 |
| LOE.0182-0423 | COMPRESSOR MAINTENANCE | 19.69919400 | | 218.05 | 42.96 | | 42.96 |
| LOE.0182-0423 | COMPRESSOR MAINTENANCE | 19.69919400 | | 147.00 | 28.96 | | 28.96 |
| LOE.0182-0423 | COMPRESSOR MAINTENANCE | 19.69919400 | | 19.73 | 3.89 | | 3.89 |
| LOE.0182-0423 | COMPRESSOR MAINTENANCE | 19.69919400 | | 26.75 | 5.27 | | 5.27 |
| LOE.0182-0423 | COMPRESSOR MAINTENANCE | 19.69919400 | | 61.99 | 12.21 | | 12.21 |
| LOE.0182-0423 | COMPRESSOR MAINTENANCE | 19.69919400 | | 181.49 | 35.75 | | 35.75 |
| LOE.0182-0429 | SALT WATER DISPOSAL | 19.69919400 | | 3,944.86 | 777.11 | | 777.11 |
| LOE.0182-0429 | SALT WATER DISPOSAL | 19.69919400 | | 259.50 | 51.12 | | 51.12 |
| LOE.0182-0429 | SALT WATER DISPOSAL | 19.69919400 | | 4,775.71 | 940.78 | | 940.78 |
| LOE.0182-0430 | WELL EQUIPMENT-SURFACE | 19.69919400 | | 4,990.30 | 983.05 | | 983.05 |
| LOE.0182-0430 | WELL EQUIPMENT-SURFACE | 19.69919400 | | 4,889.43 | 963.18 | | 963.18 |
| LOE.0182-0430 | WELL EQUIPMENT-SURFACE | 19.69919400 | | 339.96 | 66.97 | | 66.97 |
| LOE.0182-0431 | WELL SERVICE & REPAIR | 19.69919400 | | (870.38) | (171.46) | | (171.46) |
| LOE.0182-0431 | WELL SERVICE & REPAIR | 19.69919400 | | 4,062.50 | 800.28 | | 800.28 |
| LOE.0182-0431 | WELL SERVICE & REPAIR | 19.69919400 | | 16,105.42 | 3,172.64 | | 3,172.64 |
| LOE.0182-0431 | WELL SERVICE & REPAIR | 19.69919400 | | 3,732.34 | 735.24 | | 735.24 |
| LOE.0182-0432 | ARTIFICIAL LIFT RENTAL / REPAIR | 19.69919400 | | 2,005.87 | 395.14 | | 395.14 |
| LOE.0182-0434 | WORKOVER-MAJOR MECHANICAL | 19.69919400 | | 6,762.56 | 1,332.17 | | 1,332.17 |
| LOE.0182-0434 | WORKOVER-MAJOR MECHANICAL | 19.69919400 | | 5,058.00 | 996.39 | | 996.39 |
| LOE.0182-0434 | WORKOVER-MAJOR MECHANICAL | 19.69919400 | | 1,329.30 | 261.86 | | 261.86 |
| LOE.0182-0434 | WORKOVER-MAJOR MECHANICAL | 19.69919400 | | 55,897.08 | 11,011.27 | | 11,011.27 |
| LOE.0182-0434 | WORKOVER-MAJOR MECHANICAL | 19.69919400 | | 582.77 | 114.80 | | 114.80 |
| LOE.0182-0434 | WORKOVER-MAJOR MECHANICAL | 19.69919400 | | 622.45 | 122.62 | | 122.62 |
| LOE.0182-0434 | WORKOVER-MAJOR MECHANICAL | 19.69919400 | | 1,582.50 | 311.74 | | 311.74 |
| LOE.0182-0434 | WORKOVER-MAJOR MECHANICAL | 19.69919400 | | 29,439.30 | 5,799.30 | | 5,799.30 |
| LOE.0182-0434 | WORKOVER-MAJOR MECHANICAL | 19.69919400 | | 10,782.10 | 2,123.99 | | 2,123.99 |

Operator

AFE

Cost Center

62906000

GAZELLE 22 B2MD FED COM 2H

| OP Account | Minor Account Description | Partner Percent | Activity Month | Amounts | | | |
|-------------------------------|--------------------------------|-----------------|----------------|------------|-----------|----------|-----------|
| | | | | Gross | Invoiced | Disputed | Accepted |
| LOE.0182-0434 | WORKOVER-MAJOR MECHANICAL | 19.69919400 | | 16,507.99 | 3,251.94 | | 3,251.94 |
| LOE.0182-0434 | WORKOVER-MAJOR MECHANICAL | 19.69919400 | | 39,564.83 | 7,793.95 | | 7,793.95 |
| LOE.0182-0434 | WORKOVER-MAJOR MECHANICAL | 19.69919400 | | 945.00 | 186.16 | | 186.16 |
| LOE.0182-0434 | WORKOVER-MAJOR MECHANICAL | 19.69919400 | | 4,148.79 | 817.28 | | 817.28 |
| LOE.0182-0434 | WORKOVER-MAJOR MECHANICAL | 19.69919400 | | 11,724.05 | 2,309.54 | | 2,309.54 |
| LOE.0182-0440 | COMPANY SUPERVISION | 19.69919400 | | 1,650.00 | 325.04 | | 325.04 |
| LOE.0182-0440 | COMPANY SUPERVISION | 19.69919400 | | 1,683.00 | 331.54 | | 331.54 |
| LOE.0182-0441 | CONTRACT SUPERVISION | 19.69919400 | | 354.79 | 69.89 | | 69.89 |
| LOE.0182-0449 | MISCELLANEOUS EQUIPMENT RENTAL | 19.69919400 | | 184.00 | 36.25 | | 36.25 |
| LOE.0182-0451 | RIGHT-OF-WAYS & EASEMENTS | 19.69919400 | | 146.54 | 28.87 | | 28.87 |
| LOE.0182-0460 | OVERHEAD-FIXED RATE | 19.69919400 | | 892.65 | 175.84 | | 175.84 |
| Total LEASE OPERATING EXPENSE | | | | 262,979.09 | 51,804.78 | | 51,804.78 |
| Total Expense | | | | 262,979.09 | 51,804.78 | | 51,804.78 |
| Total Statement | | | | 262,979.09 | 51,804.78 | | 51,804.78 |

| Partner | Operator | Invoice |
|--|--|--|
| 035904-01 SIANA OIL & GAS CO, LLC TOM M RAGSDALE P O BOX 2246 CONROE, TX 77305 | MW500 MEWBOURNE OIL COMPANY P O BOX 7698 TYLER, TX 75711-7698 (903) 561-2900 | <div>Invoice Number 202205-08622</div> <div>Op Accounting Month May 2022</div> <div>Invoiced 267.46</div> <div>Disputed</div> <div>Accepted 267.46</div> |

| Operator | | | | | | | | |
|-------------------------|---------------|---|-----------------|----------------|----------|----------|----------|----------|
| AFE | Cost Center | | | | | | | |
| | 62915000 | CREEDENCE 21/16 W0ED ST COM 2H | | | | | | |
| | OP Account | Minor Account Description | Partner Percent | Activity Month | Amounts | | | |
| | | | | | Gross | Invoiced | Disputed | Accepted |
| Expense | | | | | | | | |
| LEASE OPERATING EXPENSE | | | | | | | | |
| | LOE.0182-0400 | PUMPING | 0.63636200 | | 950.00 | 6.05 | | 6.05 |
| | LOE.0182-0400 | PUMPING | 0.63636200 | | 950.00 | 6.05 | | 6.05 |
| | LOE.0182-0402 | FUEL/ POWER / ELECTRICAL | 0.63636200 | | 1,887.74 | 12.01 | | 12.01 |
| | LOE.0182-0418 | EMISSIONS CONTROL EQUIPMENT MAINTENANCE | 0.63636200 | | 31.79 | 0.20 | | 0.20 |
| | LOE.0182-0418 | EMISSIONS CONTROL EQUIPMENT MAINTENANCE | 0.63636200 | | 115.86 | 0.74 | | 0.74 |
| | LOE.0182-0418 | EMISSIONS CONTROL EQUIPMENT MAINTENANCE | 0.63636200 | | 165.33 | 1.05 | | 1.05 |
| | LOE.0182-0418 | EMISSIONS CONTROL EQUIPMENT MAINTENANCE | 0.63636200 | | 116.57 | 0.74 | | 0.74 |
| | LOE.0182-0418 | EMISSIONS CONTROL EQUIPMENT MAINTENANCE | 0.63636200 | | 91.29 | 0.58 | | 0.58 |
| | LOE.0182-0418 | EMISSIONS CONTROL EQUIPMENT MAINTENANCE | 0.63636200 | | 424.30 | 2.70 | | 2.70 |
| | LOE.0182-0418 | EMISSIONS CONTROL EQUIPMENT MAINTENANCE | 0.63636200 | | 186.35 | 1.19 | | 1.19 |
| | LOE.0182-0419 | AUTOMATION MAINTENANCE | 0.63636200 | | 306.38 | 1.95 | | 1.95 |
| | LOE.0182-0419 | AUTOMATION MAINTENANCE | 0.63636200 | | 51.38 | 0.33 | | 0.33 |
| | LOE.0182-0419 | AUTOMATION MAINTENANCE | 0.63636200 | | 23.43 | 0.15 | | 0.15 |
| | LOE.0182-0419 | AUTOMATION MAINTENANCE | 0.63636200 | | 3.93 | 0.02 | | 0.02 |
| | LOE.0182-0420 | LEASE & FACILITY | 0.63636200 | | 450.00 | 2.86 | | 2.86 |
| | LOE.0182-0420 | LEASE & FACILITY | 0.63636200 | | 225.00 | 1.43 | | 1.43 |
| | LOE.0182-0420 | LEASE & FACILITY | 0.63636200 | | 225.00 | 1.43 | | 1.43 |
| | LOE.0182-0421 | LEASE & FACILITY MAINTENANCE | 0.63636200 | | 321.85 | 2.05 | | 2.05 |
| | LOE.0182-0421 | LEASE & FACILITY MAINTENANCE | 0.63636200 | | 222.35 | 1.41 | | 1.41 |
| | LOE.0182-0421 | LEASE & FACILITY MAINTENANCE | 0.63636200 | | 1,278.66 | 8.14 | | 8.14 |
| | LOE.0182-0421 | LEASE & FACILITY MAINTENANCE | 0.63636200 | | 169.11 | 1.08 | | 1.08 |
| | LOE.0182-0421 | LEASE & FACILITY MAINTENANCE | 0.63636200 | | 151.11 | 0.96 | | 0.96 |
| | LOE.0182-0421 | LEASE & FACILITY MAINTENANCE | 0.63636200 | | 143.04 | 0.91 | | 0.91 |
| | LOE.0182-0424 | RENTAL SERVICES | 0.63636200 | | 4,245.57 | 27.02 | | 27.02 |
| | LOE.0182-0424 | RENTAL SERVICES | 0.63636200 | | 4,245.57 | 27.02 | | 27.02 |
| | LOE.0182-0428 | GATHERING/TREATING/DEHYDRATION | 0.63636200 | | 40.69 | 0.26 | | 0.26 |

| Operator | | | | | | | | | |
|-------------------------------|---------------------------|--------------------------------|----------------|-----------|----------|----------|----------|---------|--|
| AFE | | | | | | | | | |
| Cost Center | 62915000 | CREEDENCE 21/16 W0ED ST COM 2H | | | | | | | |
| | | | | | | | | Amounts | |
| OP Account | Minor Account Description | Partner Percent | Activity Month | Gross | Invoiced | Disputed | Accepted | | |
| LOE.0182-0429 | SALT WATER DISPOSAL | 0.63636200 | | 24,114.36 | 153.45 | | 153.45 | | |
| LOE.0182-0460 | OVERHEAD-FIXED RATE | 0.63636200 | | 892.65 | 5.68 | | 5.68 | | |
| Total LEASE OPERATING EXPENSE | | | | 42,029.31 | 267.46 | | 267.46 | | |
| Total Expense | | | | 42,029.31 | 267.46 | | 267.46 | | |
| Total Statement | | | | 42,029.31 | 267.46 | | 267.46 | | |

Partner

035904-01
SIANA OIL & GAS CO, LLC
TOM M RAGSDALE
P O BOX 2246
CONROE, TX 77305

Operator

MW500
MEWBOURNE OIL COMPANY
P O BOX 7698
TYLER, TX 75711-7698
(903) 561-2900

Invoice

| | |
|---------------------|--------------|
| Invoice Number | 202205-08622 |
| Op Accounting Month | May 2022 |
| Invoiced | 271.90 |
| Disputed | |
| Accepted | 271.90 |

Operator

AFE

Cost Center

62916000

CREEDENCE 21/16 W1ED ST COM 1H

OP Account

Minor Account Description

Partner
PercentActivity
Month

Amounts

Gross

Invoiced

Disputed

Accepted

Expense

LEASE OPERATING EXPENSE

| | | | | | | |
|---------------|---|------------|--|-----------|--------|--------|
| LOE.0182-0400 | PUMPING | 0.63636200 | | 712.50 | 4.53 | 4.53 |
| LOE.0182-0400 | PUMPING | 0.63636200 | | 950.00 | 6.04 | 6.04 |
| LOE.0182-0402 | FUEL/ POWER / ELECTRICAL | 0.63636200 | | 2,008.57 | 12.78 | 12.78 |
| LOE.0182-0418 | EMISSIONS CONTROL EQUIPMENT MAINTENANCE | 0.63636200 | | 116.57 | 0.74 | 0.74 |
| LOE.0182-0418 | EMISSIONS CONTROL EQUIPMENT MAINTENANCE | 0.63636200 | | 186.37 | 1.19 | 1.19 |
| LOE.0182-0418 | EMISSIONS CONTROL EQUIPMENT MAINTENANCE | 0.63636200 | | 31.78 | 0.20 | 0.20 |
| LOE.0182-0418 | EMISSIONS CONTROL EQUIPMENT MAINTENANCE | 0.63636200 | | 115.86 | 0.74 | 0.74 |
| LOE.0182-0418 | EMISSIONS CONTROL EQUIPMENT MAINTENANCE | 0.63636200 | | 424.30 | 2.70 | 2.70 |
| LOE.0182-0418 | EMISSIONS CONTROL EQUIPMENT MAINTENANCE | 0.63636200 | | 165.31 | 1.05 | 1.05 |
| LOE.0182-0418 | EMISSIONS CONTROL EQUIPMENT MAINTENANCE | 0.63636200 | | 91.26 | 0.58 | 0.58 |
| LOE.0182-0419 | AUTOMATION MAINTENANCE | 0.63636200 | | 3.92 | 0.02 | 0.02 |
| LOE.0182-0419 | AUTOMATION MAINTENANCE | 0.63636200 | | 23.42 | 0.15 | 0.15 |
| LOE.0182-0419 | AUTOMATION MAINTENANCE | 0.63636200 | | 306.37 | 1.95 | 1.95 |
| LOE.0182-0419 | AUTOMATION MAINTENANCE | 0.63636200 | | 51.37 | 0.33 | 0.33 |
| LOE.0182-0420 | LEASE & FACILITY | 0.63636200 | | 225.00 | 1.43 | 1.43 |
| LOE.0182-0420 | LEASE & FACILITY | 0.63636200 | | 225.00 | 1.43 | 1.43 |
| LOE.0182-0421 | LEASE & FACILITY MAINTENANCE | 0.63636200 | | 169.11 | 1.08 | 1.08 |
| LOE.0182-0421 | LEASE & FACILITY MAINTENANCE | 0.63636200 | | 222.35 | 1.41 | 1.41 |
| LOE.0182-0421 | LEASE & FACILITY MAINTENANCE | 0.63636200 | | 143.04 | 0.91 | 0.91 |
| LOE.0182-0421 | LEASE & FACILITY MAINTENANCE | 0.63636200 | | 321.85 | 2.05 | 2.05 |
| LOE.0182-0421 | LEASE & FACILITY MAINTENANCE | 0.63636200 | | 1,278.69 | 8.14 | 8.14 |
| LOE.0182-0421 | LEASE & FACILITY MAINTENANCE | 0.63636200 | | 151.18 | 0.96 | 0.96 |
| LOE.0182-0424 | RENTAL SERVICES | 0.63636200 | | 4,245.57 | 27.02 | 27.02 |
| LOE.0182-0424 | RENTAL SERVICES | 0.63636200 | | 4,245.57 | 27.02 | 27.02 |
| LOE.0182-0428 | GATHERING/TREATING/DEHYDRATION | 0.63636200 | | 40.68 | 0.26 | 0.26 |
| LOE.0182-0429 | SALT WATER DISPOSAL | 0.63636200 | | 24,555.99 | 156.26 | 156.26 |

| Operator | | | | | | | | |
|-------------------------------|---------------------------|--------------------------------|----------------|-----------|----------|----------|----------|--|
| AFE | | | | | | | | |
| Cost Center | 62916000 | CREEDENCE 21/16 W1ED ST COM 1H | | | | | | |
| OP Account | Minor Account Description | Partner Percent | Activity Month | Amounts | | | | |
| | | | | Gross | Invoiced | Disputed | Accepted | |
| LOE.0182-0440 | COMPANY SUPERVISION | 0.63636200 | | 825.00 | 5.25 | | 5.25 | |
| LOE.0182-0460 | OVERHEAD-FIXED RATE | 0.63636200 | | 892.65 | 5.68 | | 5.68 | |
| Total LEASE OPERATING EXPENSE | | | | 42,729.28 | 271.90 | | 271.90 | |
| Total Expense | | | | 42,729.28 | 271.90 | | 271.90 | |
| Total Statement | | | | 42,729.28 | 271.90 | | 271.90 | |

| Partner | Operator | Invoice |
|--|--|---|
| 035904-01 SIANA OIL & GAS CO, LLC TOM M RAGSDALE P O BOX 2246 CONROE, TX 77305 | MW500 MEWBOURNE OIL COMPANY P O BOX 7698 TYLER, TX 75711-7698 (903) 561-2900 | Invoice Number 202205-08622 Op Accounting Month May 2022 Invoiced 535.59 Disputed Accepted 535.59 |

| | | Operator | | | | | | | |
|---------------------------------|----------------|------------|---------------------------------|-----------------|----------------|----------|----------|----------|----------|
| AFE | 62948000-20 | | INLAND 26/23 B2PI STATE COM 1H, | | | | | | |
| Cost Center | 62948000 | | INLAND 26/23 B2PI STATE COM 1H | | | | | | |
| | | OP Account | Minor Account Description | Partner Percent | Activity Month | Amounts | | | |
| | | | | | | Gross | Invoiced | Disputed | Accepted |
| Capital | | | | | | | | | |
| EQUIPMENT BEYOND WELLHEAD | | | | | | | | | |
| | EBWH.0181-0909 | | ELECTRICAL INSTALLATIONS | 10.00000000 | | 2,446.16 | 244.62 | | 244.62 |
| | EBWH.0181-0909 | | ELECTRICAL INSTALLATIONS | 10.00000000 | | 2,909.69 | 290.97 | | 290.97 |
| Total EQUIPMENT BEYOND WELLHEAD | | | | | | 5,355.85 | 535.59 | | 535.59 |
| Total Capital | | | | | | 5,355.85 | 535.59 | | 535.59 |
| Total Statement | | | | | | 5,355.85 | 535.59 | | 535.59 |

| Partner | Operator | Invoice |
|--|--|---|
| 035904-01 SIANA OIL & GAS CO, LLC TOM M RAGSDALE P O BOX 2246 CONROE, TX 77305 | MW500 MEWBOURNE OIL COMPANY P O BOX 7698 TYLER, TX 75711-7698 (903) 561-2900 | Invoice Number 202205-08622 Op Accounting Month May 2022 Invoiced 3,913.75 Disputed Accepted 3,913.75 |

| Operator | | | | | | | | |
|-------------------------|---------------|---|-----------------|----------------|----------|----------|----------|----------|
| AFE | Cost Center | | | | | | | |
| | 62948000 | INLAND 26/23 B2PI STATE COM 1H | | | | | | |
| | OP Account | Minor Account Description | Partner Percent | Activity Month | Amounts | | | |
| | | | | | Gross | Invoiced | Disputed | Accepted |
| Expense | | | | | | | | |
| LEASE OPERATING EXPENSE | | | | | | | | |
| | LOE.0182-0400 | PUMPING | 10.00000000 | | 712.50 | 71.25 | | 71.25 |
| | LOE.0182-0400 | PUMPING | 10.00000000 | | 950.00 | 95.00 | | 95.00 |
| | LOE.0182-0406 | SITE RESTORATION & EXCAVATION | 10.00000000 | | 227.88 | 22.79 | | 22.79 |
| | LOE.0182-0406 | SITE RESTORATION & EXCAVATION | 10.00000000 | | 195.39 | 19.54 | | 19.54 |
| | LOE.0182-0406 | SITE RESTORATION & EXCAVATION | 10.00000000 | | 723.73 | 72.37 | | 72.37 |
| | LOE.0182-0411 | CHEMICALS-WATER TREATING | 10.00000000 | | 1,479.64 | 147.97 | | 147.97 |
| | LOE.0182-0411 | CHEMICALS-WATER TREATING | 10.00000000 | | 1,479.64 | 147.97 | | 147.97 |
| | LOE.0182-0418 | EMISSIONS CONTROL EQUIPMENT MAINTENANCE | 10.00000000 | | 456.69 | 45.67 | | 45.67 |
| | LOE.0182-0418 | EMISSIONS CONTROL EQUIPMENT MAINTENANCE | 10.00000000 | | 115.86 | 11.59 | | 11.59 |
| | LOE.0182-0418 | EMISSIONS CONTROL EQUIPMENT MAINTENANCE | 10.00000000 | | 116.57 | 11.66 | | 11.66 |
| | LOE.0182-0418 | EMISSIONS CONTROL EQUIPMENT MAINTENANCE | 10.00000000 | | 143.61 | 14.36 | | 14.36 |
| | LOE.0182-0418 | EMISSIONS CONTROL EQUIPMENT MAINTENANCE | 10.00000000 | | 1.29 | 0.13 | | 0.13 |
| | LOE.0182-0418 | EMISSIONS CONTROL EQUIPMENT MAINTENANCE | 10.00000000 | | 262.53 | 26.26 | | 26.26 |
| | LOE.0182-0418 | EMISSIONS CONTROL EQUIPMENT MAINTENANCE | 10.00000000 | | 18.88 | 1.89 | | 1.89 |
| | LOE.0182-0421 | LEASE & FACILITY MAINTENANCE | 10.00000000 | | 507.75 | 50.77 | | 50.77 |
| | LOE.0182-0421 | LEASE & FACILITY MAINTENANCE | 10.00000000 | | 342.00 | 34.20 | | 34.20 |
| | LOE.0182-0421 | LEASE & FACILITY MAINTENANCE | 10.00000000 | | 84.46 | 8.45 | | 8.45 |
| | LOE.0182-0421 | LEASE & FACILITY MAINTENANCE | 10.00000000 | | 1,239.83 | 123.98 | | 123.98 |
| | LOE.0182-0421 | LEASE & FACILITY MAINTENANCE | 10.00000000 | | 319.20 | 31.92 | | 31.92 |
| | LOE.0182-0421 | LEASE & FACILITY MAINTENANCE | 10.00000000 | | 113.40 | 11.34 | | 11.34 |
| | LOE.0182-0421 | LEASE & FACILITY MAINTENANCE | 10.00000000 | | 534.45 | 53.44 | | 53.44 |
| | LOE.0182-0421 | LEASE & FACILITY MAINTENANCE | 10.00000000 | | 171.00 | 17.10 | | 17.10 |
| | LOE.0182-0421 | LEASE & FACILITY MAINTENANCE | 10.00000000 | | 44.40 | 4.43 | | 4.43 |
| | LOE.0182-0421 | LEASE & FACILITY MAINTENANCE | 10.00000000 | | 534.45 | 53.44 | | 53.44 |
| | LOE.0182-0421 | LEASE & FACILITY MAINTENANCE | 10.00000000 | | 646.00 | 64.60 | | 64.60 |
| | LOE.0182-0421 | LEASE & FACILITY MAINTENANCE | 10.00000000 | | 273.00 | 27.30 | | 27.30 |

Operator

AFE

Cost Center

62948000

INLAND 26/23 B2PI STATE COM 1H

| OP Account | Minor Account Description | Partner Percent | Activity Month | Amounts | | | |
|-------------------------------|---------------------------------|-----------------|----------------|-----------|----------|----------|----------|
| | | | | Gross | Invoiced | Disputed | Accepted |
| LOE.0182-0421 | LEASE & FACILITY MAINTENANCE | 10.00000000 | | 534.45 | 53.44 | | 53.44 |
| LOE.0182-0421 | LEASE & FACILITY MAINTENANCE | 10.00000000 | | 21.26 | 2.12 | | 2.12 |
| LOE.0182-0421 | LEASE & FACILITY MAINTENANCE | 10.00000000 | | 534.45 | 53.44 | | 53.44 |
| LOE.0182-0421 | LEASE & FACILITY MAINTENANCE | 10.00000000 | | 566.49 | 56.65 | | 56.65 |
| LOE.0182-0421 | LEASE & FACILITY MAINTENANCE | 10.00000000 | | 26.15 | 2.62 | | 2.62 |
| LOE.0182-0421 | LEASE & FACILITY MAINTENANCE | 10.00000000 | | 62.50 | 6.25 | | 6.25 |
| LOE.0182-0421 | LEASE & FACILITY MAINTENANCE | 10.00000000 | | 49.39 | 4.93 | | 4.93 |
| LOE.0182-0423 | COMPRESSOR MAINTENANCE | 10.00000000 | | 219.31 | 21.93 | | 21.93 |
| LOE.0182-0424 | RENTAL SERVICES | 10.00000000 | | 224.31 | 22.43 | | 22.43 |
| LOE.0182-0424 | RENTAL SERVICES | 10.00000000 | | 96.13 | 9.61 | | 9.61 |
| LOE.0182-0424 | RENTAL SERVICES | 10.00000000 | | 61.96 | 6.19 | | 6.19 |
| LOE.0182-0429 | SALT WATER DISPOSAL | 10.00000000 | | 7,933.09 | 793.31 | | 793.31 |
| LOE.0182-0432 | ARTIFICIAL LIFT RENTAL / REPAIR | 10.00000000 | | 2,327.39 | 232.74 | | 232.74 |
| LOE.0182-0441 | CONTRACT SUPERVISION | 10.00000000 | | 1,463.00 | 146.30 | | 146.30 |
| LOE.0182-0441 | CONTRACT SUPERVISION | 10.00000000 | | 83.00 | 8.30 | | 8.30 |
| LOE.0182-0441 | CONTRACT SUPERVISION | 10.00000000 | | 83.00 | 8.30 | | 8.30 |
| LOE.0182-0441 | CONTRACT SUPERVISION | 10.00000000 | | 1,463.00 | 146.30 | | 146.30 |
| LOE.0182-0441 | CONTRACT SUPERVISION | 10.00000000 | | 1,694.00 | 169.40 | | 169.40 |
| LOE.0182-0441 | CONTRACT SUPERVISION | 10.00000000 | | 3,544.31 | 354.44 | | 354.44 |
| LOE.0182-0441 | CONTRACT SUPERVISION | 10.00000000 | | 415.00 | 41.50 | | 41.50 |
| LOE.0182-0441 | CONTRACT SUPERVISION | 10.00000000 | | 1,463.00 | 146.30 | | 146.30 |
| LOE.0182-0441 | CONTRACT SUPERVISION | 10.00000000 | | 297.51 | 29.76 | | 29.76 |
| LOE.0182-0441 | CONTRACT SUPERVISION | 10.00000000 | | 1,694.00 | 169.40 | | 169.40 |
| LOE.0182-0441 | CONTRACT SUPERVISION | 10.00000000 | | 1,694.00 | 169.40 | | 169.40 |
| LOE.0182-0460 | OVERHEAD-FIXED RATE | 10.00000000 | | 892.65 | 89.27 | | 89.27 |
| Total LEASE OPERATING EXPENSE | | | | 39,137.50 | 3,913.75 | | 3,913.75 |
| Total Expense | | | | 39,137.50 | 3,913.75 | | 3,913.75 |
| Total Statement | | | | 39,137.50 | 3,913.75 | | 3,913.75 |

Statement

| Partner | Operator | Invoice |
|--|--|---|
| 035904-01 SIANA OIL & GAS CO, LLC TOM M RAGSDALE P O BOX 2246 CONROE, TX 77305 | MW500 MEWBOURNE OIL COMPANY P O BOX 7698 TYLER, TX 75711-7698 (903) 561-2900 | Invoice Number 202205-08622 Op Accounting Month May 2022 Invoiced 1,339.42 Disputed Accepted 1,339.42 |

| AFE Cost Center | Operator | | Partner Percent | Activity Month | Amounts | | | |
|--|-------------------------------|-------------|--------------------|-------------------|-----------------|-----------------|----------|-----------------|
| | | | | | Gross | Invoiced | Disputed | Accepted |
| OP Account | Minor Account Description | | | | | | | |
| Capital | | | | | | | | |
| EQUIPMENT BEYOND WELLHEAD | | | | | | | | |
| EBWH.0181-0892 | EMISSIONS CONTROL EQUIPMENT | 19.69919400 | | | 6,250.00 | 1,231.20 | | 1,231.20 |
| EBWH.0181-0898 | AUTOMATION METERING EQUIPMENT | 19.69919400 | | | 549.37 | 108.22 | | 108.22 |
| Total EQUIPMENT BEYOND WELLHEAD | | | | | 6,799.37 | 1,339.42 | | 1,339.42 |
| Total Capital | | | | | 6,799.37 | 1,339.42 | | 1,339.42 |
| Total Statement | | | | | 6,799.37 | 1,339.42 | | 1,339.42 |

| Partner | Operator | Invoice |
|--|--|---|
| 035904-01 SIANA OIL & GAS CO, LLC TOM M RAGSDALE P O BOX 2246 CONROE, TX 77305 | MW500 MEWBOURNE OIL COMPANY P O BOX 7698 TYLER, TX 75711-7698 (903) 561-2900 | Invoice Number 202205-08622 Op Accounting Month May 2022 Invoiced 5,085.73 Disputed Accepted 5,085.73 |

| AFE Cost Center | Operator | | Partner Percent | Activity Month | Amounts | | | | | |
|-------------------------|---------------|---|--------------------|-------------------|----------|----------|----------|----------|--|--|
| | OP Account | Minor Account Description | | | Gross | Invoiced | Disputed | Accepted | | |
| | | | | | | | | | | |
| Expense | | | | | | | | | | |
| LEASE OPERATING EXPENSE | | | | | | | | | | |
| | LOE.0182-0400 | PUMPING | 19.69919400 | | 237.50 | 46.79 | | 46.79 | | |
| | LOE.0182-0400 | PUMPING | 19.69919400 | | 950.00 | 187.14 | | 187.14 | | |
| | LOE.0182-0402 | FUEL/ POWER / ELECTRICAL | 19.69919400 | | 32.50 | 6.40 | | 6.40 | | |
| | LOE.0182-0402 | FUEL/ POWER / ELECTRICAL | 19.69919400 | | 625.23 | 123.17 | | 123.17 | | |
| | LOE.0182-0402 | FUEL/ POWER / ELECTRICAL | 19.69919400 | | 38.92 | 7.67 | | 7.67 | | |
| | LOE.0182-0406 | SITE RESTORATION & EXCAVATION | 19.69919400 | | 50.97 | 10.04 | | 10.04 | | |
| | LOE.0182-0411 | CHEMICALS-WATER TREATING | 19.69919400 | | 2,708.45 | 533.54 | | 533.54 | | |
| | LOE.0182-0411 | CHEMICALS-WATER TREATING | 19.69919400 | | 3,866.36 | 761.64 | | 761.64 | | |
| | LOE.0182-0411 | CHEMICALS-WATER TREATING | 19.69919400 | | 986.42 | 194.32 | | 194.32 | | |
| | LOE.0182-0418 | EMISSIONS CONTROL EQUIPMENT MAINTENANCE | 19.69919400 | | 149.24 | 29.40 | | 29.40 | | |
| | LOE.0182-0418 | EMISSIONS CONTROL EQUIPMENT MAINTENANCE | 19.69919400 | | 78.75 | 15.51 | | 15.51 | | |
| | LOE.0182-0419 | AUTOMATION MAINTENANCE | 19.69919400 | | 16.97 | 3.34 | | 3.34 | | |
| | LOE.0182-0420 | LEASE & FACILITY | 19.69919400 | | 450.00 | 88.65 | | 88.65 | | |
| | LOE.0182-0420 | LEASE & FACILITY | 19.69919400 | | 450.00 | 88.65 | | 88.65 | | |
| | LOE.0182-0421 | LEASE & FACILITY MAINTENANCE | 19.69919400 | | 33.52 | 6.60 | | 6.60 | | |
| | LOE.0182-0421 | LEASE & FACILITY MAINTENANCE | 19.69919400 | | 2.28 | 0.45 | | 0.45 | | |
| | LOE.0182-0421 | LEASE & FACILITY MAINTENANCE | 19.69919400 | | 291.32 | 57.39 | | 57.39 | | |
| | LOE.0182-0421 | LEASE & FACILITY MAINTENANCE | 19.69919400 | | 12.23 | 2.41 | | 2.41 | | |
| | LOE.0182-0421 | LEASE & FACILITY MAINTENANCE | 19.69919400 | | 238.28 | 46.93 | | 46.93 | | |
| | LOE.0182-0421 | LEASE & FACILITY MAINTENANCE | 19.69919400 | | 0.83 | 0.16 | | 0.16 | | |
| | LOE.0182-0423 | COMPRESSOR MAINTENANCE | 19.69919400 | | 94.90 | 18.70 | | 18.70 | | |
| | LOE.0182-0423 | COMPRESSOR MAINTENANCE | 19.69919400 | | 26.76 | 5.27 | | 5.27 | | |
| | LOE.0182-0423 | COMPRESSOR MAINTENANCE | 19.69919400 | | 356.03 | 70.14 | | 70.14 | | |
| | LOE.0182-0423 | COMPRESSOR MAINTENANCE | 19.69919400 | | 2,052.78 | 404.38 | | 404.38 | | |
| | LOE.0182-0423 | COMPRESSOR MAINTENANCE | 19.69919400 | | 165.92 | 32.68 | | 32.68 | | |
| | LOE.0182-0423 | COMPRESSOR MAINTENANCE | 19.69919400 | | 181.51 | 35.75 | | 35.75 | | |

Operator

AFE

Cost Center

62958000

GAZELLE 22 B3MD FED COM 1H

| OP Account | Minor Account Description | Partner Percent | Activity Month | Amounts | | | |
|-------------------------------|--------------------------------|-----------------|----------------|-----------|----------|----------|----------|
| | | | | Gross | Invoiced | Disputed | Accepted |
| LOE.0182-0423 | COMPRESSOR MAINTENANCE | 19.69919400 | | 19.74 | 3.89 | | 3.89 |
| LOE.0182-0423 | COMPRESSOR MAINTENANCE | 19.69919400 | | 218.06 | 42.96 | | 42.96 |
| LOE.0182-0423 | COMPRESSOR MAINTENANCE | 19.69919400 | | 400.55 | 78.90 | | 78.90 |
| LOE.0182-0423 | COMPRESSOR MAINTENANCE | 19.69919400 | | 106.82 | 21.04 | | 21.04 |
| LOE.0182-0423 | COMPRESSOR MAINTENANCE | 19.69919400 | | 61.98 | 12.21 | | 12.21 |
| LOE.0182-0423 | COMPRESSOR MAINTENANCE | 19.69919400 | | 147.00 | 28.96 | | 28.96 |
| LOE.0182-0423 | COMPRESSOR MAINTENANCE | 19.69919400 | | 467.24 | 92.04 | | 92.04 |
| LOE.0182-0424 | RENTAL SERVICES | 19.69919400 | | 5,942.51 | 1,170.63 | | 1,170.63 |
| LOE.0182-0429 | SALT WATER DISPOSAL | 19.69919400 | | 1,167.63 | 230.01 | | 230.01 |
| LOE.0182-0429 | SALT WATER DISPOSAL | 19.69919400 | | 1,413.56 | 278.46 | | 278.46 |
| LOE.0182-0429 | SALT WATER DISPOSAL | 19.69919400 | | 196.27 | 38.66 | | 38.66 |
| LOE.0182-0441 | CONTRACT SUPERVISION | 19.69919400 | | 354.79 | 69.89 | | 69.89 |
| LOE.0182-0449 | MISCELLANEOUS EQUIPMENT RENTAL | 19.69919400 | | 184.00 | 36.25 | | 36.25 |
| LOE.0182-0451 | RIGHT-OF-WAYS & EASEMENTS | 19.69919400 | | 146.54 | 28.87 | | 28.87 |
| LOE.0182-0460 | OVERHEAD-FIXED RATE | 19.69919400 | | 892.65 | 175.84 | | 175.84 |
| Total LEASE OPERATING EXPENSE | | | | 25,817.01 | 5,085.73 | | 5,085.73 |
| Total Expense | | | | 25,817.01 | 5,085.73 | | 5,085.73 |
| Total Statement | | | | 25,817.01 | 5,085.73 | | 5,085.73 |

Statement

| Partner | Operator | Invoice |
|--|--|---|
| 035904-01 SIANA OIL & GAS CO, LLC TOM M RAGSDALE P O BOX 2246 CONROE, TX 77305 | MW500 MEWBOURNE OIL COMPANY P O BOX 7698 TYLER, TX 75711-7698 (903) 561-2900 | Invoice Number 202205-08622 Op Accounting Month May 2022 Invoiced 535.61 Disputed Accepted 535.61 |

| AFE | Operator | | | | | | | | |
|--|---------------------------|---------------------------------|----------------|-----------------|---------------|----------|---------------|--|--|
| Cost Center | 72076000-20 | INLAND 26/23 B2OJ STATE COM 1H, | | | | | | | |
| | 72076000 | INLAND 26/23 B2OJ STATE COM 1H | | | | | | | |
| OP Account | Minor Account Description | Partner Percent | Activity Month | Amounts | | | | | |
| | | | | Gross | Invoiced | Disputed | Accepted | | |
| Capital | | | | | | | | | |
| EQUIPMENT BEYOND WELLHEAD | | | | | | | | | |
| EBWH.0181-0909 | ELECTRICAL INSTALLATIONS | 10.00000000 | | 2,446.18 | 244.62 | | 244.62 | | |
| EBWH.0181-0909 | ELECTRICAL INSTALLATIONS | 10.00000000 | | 2,909.83 | 290.99 | | 290.99 | | |
| Total EQUIPMENT BEYOND WELLHEAD | | | | 5,356.01 | 535.61 | | 535.61 | | |
| Total Capital | | | | 5,356.01 | 535.61 | | 535.61 | | |
| Total Statement | | | | 5,356.01 | 535.61 | | 535.61 | | |

| Partner | Operator | Invoice |
|--|--|---|
| 035904-01 SIANA OIL & GAS CO, LLC TOM M RAGSDALE P O BOX 2246 CONROE, TX 77305 | MW500 MEWBOURNE OIL COMPANY P O BOX 7698 TYLER, TX 75711-7698 (903) 561-2900 | Invoice Number 202205-08622 Op Accounting Month May 2022 Invoiced 4,127.01 Disputed Accepted 4,127.01 |

| Operator | | | | | | | | |
|-------------------------|---------------|---|-----------------|----------------|----------|----------|----------|----------|
| AFE | Cost Center | | | | | | | |
| | 72076000 | INLAND 26/23 B2OJ STATE COM 1H | | | | | | |
| | OP Account | Minor Account Description | Partner Percent | Activity Month | Amounts | | | |
| | | | | | Gross | Invoiced | Disputed | Accepted |
| Expense | | | | | | | | |
| LEASE OPERATING EXPENSE | | | | | | | | |
| | LOE.0182-0400 | PUMPING | 10.00000000 | | 950.00 | 95.00 | | 95.00 |
| | LOE.0182-0400 | PUMPING | 10.00000000 | | 712.50 | 71.25 | | 71.25 |
| | LOE.0182-0406 | SITE RESTORATION & EXCAVATION | 10.00000000 | | 195.39 | 19.54 | | 19.54 |
| | LOE.0182-0406 | SITE RESTORATION & EXCAVATION | 10.00000000 | | 723.73 | 72.37 | | 72.37 |
| | LOE.0182-0406 | SITE RESTORATION & EXCAVATION | 10.00000000 | | 227.88 | 22.79 | | 22.79 |
| | LOE.0182-0411 | CHEMICALS-WATER TREATING | 10.00000000 | | 986.42 | 98.64 | | 98.64 |
| | LOE.0182-0411 | CHEMICALS-WATER TREATING | 10.00000000 | | 986.42 | 98.64 | | 98.64 |
| | LOE.0182-0418 | EMISSIONS CONTROL EQUIPMENT MAINTENANCE | 10.00000000 | | 456.71 | 45.67 | | 45.67 |
| | LOE.0182-0418 | EMISSIONS CONTROL EQUIPMENT MAINTENANCE | 10.00000000 | | 1.29 | 0.13 | | 0.13 |
| | LOE.0182-0418 | EMISSIONS CONTROL EQUIPMENT MAINTENANCE | 10.00000000 | | 115.86 | 11.59 | | 11.59 |
| | LOE.0182-0418 | EMISSIONS CONTROL EQUIPMENT MAINTENANCE | 10.00000000 | | 116.57 | 11.66 | | 11.66 |
| | LOE.0182-0418 | EMISSIONS CONTROL EQUIPMENT MAINTENANCE | 10.00000000 | | 143.62 | 14.36 | | 14.36 |
| | LOE.0182-0418 | EMISSIONS CONTROL EQUIPMENT MAINTENANCE | 10.00000000 | | 262.53 | 26.25 | | 26.25 |
| | LOE.0182-0418 | EMISSIONS CONTROL EQUIPMENT MAINTENANCE | 10.00000000 | | 18.88 | 1.89 | | 1.89 |
| | LOE.0182-0420 | LEASE & FACILITY | 10.00000000 | | 900.00 | 90.00 | | 90.00 |
| | LOE.0182-0421 | LEASE & FACILITY MAINTENANCE | 10.00000000 | | 84.46 | 8.45 | | 8.45 |
| | LOE.0182-0421 | LEASE & FACILITY MAINTENANCE | 10.00000000 | | 534.45 | 53.45 | | 53.45 |
| | LOE.0182-0421 | LEASE & FACILITY MAINTENANCE | 10.00000000 | | 342.00 | 34.20 | | 34.20 |
| | LOE.0182-0421 | LEASE & FACILITY MAINTENANCE | 10.00000000 | | 566.49 | 56.65 | | 56.65 |
| | LOE.0182-0421 | LEASE & FACILITY MAINTENANCE | 10.00000000 | | 1,239.83 | 123.98 | | 123.98 |
| | LOE.0182-0421 | LEASE & FACILITY MAINTENANCE | 10.00000000 | | 113.40 | 11.34 | | 11.34 |
| | LOE.0182-0421 | LEASE & FACILITY MAINTENANCE | 10.00000000 | | 319.20 | 31.92 | | 31.92 |
| | LOE.0182-0421 | LEASE & FACILITY MAINTENANCE | 10.00000000 | | 534.45 | 53.45 | | 53.45 |
| | LOE.0182-0421 | LEASE & FACILITY MAINTENANCE | 10.00000000 | | 273.00 | 27.30 | | 27.30 |
| | LOE.0182-0421 | LEASE & FACILITY MAINTENANCE | 10.00000000 | | 534.45 | 53.45 | | 53.45 |
| | LOE.0182-0421 | LEASE & FACILITY MAINTENANCE | 10.00000000 | | 534.45 | 53.45 | | 53.45 |

Operator

AFE

Cost Center

72076000

INLAND 26/23 B2OJ STATE COM 1H

| OP Account | Minor Account Description | Partner Percent | Activity Month | Amounts | | | |
|-------------------------------|---------------------------------|-----------------|----------------|-----------|----------|----------|----------|
| | | | | Gross | Invoiced | Disputed | Accepted |
| LOE.0182-0421 | LEASE & FACILITY MAINTENANCE | 10.00000000 | | 26.15 | 2.61 | | 2.61 |
| LOE.0182-0421 | LEASE & FACILITY MAINTENANCE | 10.00000000 | | 507.74 | 50.77 | | 50.77 |
| LOE.0182-0421 | LEASE & FACILITY MAINTENANCE | 10.00000000 | | 44.40 | 4.44 | | 4.44 |
| LOE.0182-0421 | LEASE & FACILITY MAINTENANCE | 10.00000000 | | 62.50 | 6.25 | | 6.25 |
| LOE.0182-0421 | LEASE & FACILITY MAINTENANCE | 10.00000000 | | 171.00 | 17.10 | | 17.10 |
| LOE.0182-0421 | LEASE & FACILITY MAINTENANCE | 10.00000000 | | 646.00 | 64.60 | | 64.60 |
| LOE.0182-0421 | LEASE & FACILITY MAINTENANCE | 10.00000000 | | 49.39 | 4.94 | | 4.94 |
| LOE.0182-0421 | LEASE & FACILITY MAINTENANCE | 10.00000000 | | 21.25 | 2.12 | | 2.12 |
| LOE.0182-0423 | COMPRESSOR MAINTENANCE | 10.00000000 | | 219.31 | 21.93 | | 21.93 |
| LOE.0182-0424 | RENTAL SERVICES | 10.00000000 | | 96.13 | 9.61 | | 9.61 |
| LOE.0182-0424 | RENTAL SERVICES | 10.00000000 | | 224.31 | 22.43 | | 22.43 |
| LOE.0182-0424 | RENTAL SERVICES | 10.00000000 | | 61.95 | 6.19 | | 6.19 |
| LOE.0182-0429 | SALT WATER DISPOSAL | 10.00000000 | | 9,647.04 | 964.70 | | 964.70 |
| LOE.0182-0432 | ARTIFICIAL LIFT RENTAL / REPAIR | 10.00000000 | | 3,247.50 | 324.75 | | 324.75 |
| LOE.0182-0441 | CONTRACT SUPERVISION | 10.00000000 | | 83.00 | 8.30 | | 8.30 |
| LOE.0182-0441 | CONTRACT SUPERVISION | 10.00000000 | | 1,694.00 | 169.40 | | 169.40 |
| LOE.0182-0441 | CONTRACT SUPERVISION | 10.00000000 | | 3,544.31 | 354.43 | | 354.43 |
| LOE.0182-0441 | CONTRACT SUPERVISION | 10.00000000 | | 1,463.00 | 146.30 | | 146.30 |
| LOE.0182-0441 | CONTRACT SUPERVISION | 10.00000000 | | 297.51 | 29.75 | | 29.75 |
| LOE.0182-0441 | CONTRACT SUPERVISION | 10.00000000 | | 1,694.00 | 169.40 | | 169.40 |
| LOE.0182-0441 | CONTRACT SUPERVISION | 10.00000000 | | 1,694.00 | 169.40 | | 169.40 |
| LOE.0182-0441 | CONTRACT SUPERVISION | 10.00000000 | | 83.00 | 8.30 | | 8.30 |
| LOE.0182-0441 | CONTRACT SUPERVISION | 10.00000000 | | 1,463.00 | 146.30 | | 146.30 |
| LOE.0182-0441 | CONTRACT SUPERVISION | 10.00000000 | | 1,463.00 | 146.30 | | 146.30 |
| LOE.0182-0460 | OVERHEAD-FIXED RATE | 10.00000000 | | 892.65 | 89.27 | | 89.27 |
| Total LEASE OPERATING EXPENSE | | | | 41,270.12 | 4,127.01 | | 4,127.01 |
| Total Expense | | | | 41,270.12 | 4,127.01 | | 4,127.01 |
| Total Statement | | | | 41,270.12 | 4,127.01 | | 4,127.01 |

| Partner | Operator | Invoice |
|--|--|---|
| 035904-01 SIANA OIL & GAS CO, LLC TOM M RAGSDALE P O BOX 2246 CONROE, TX 77305 | MW500 MEWBOURNE OIL COMPANY P O BOX 7698 TYLER, TX 75711-7698 (903) 561-2900 | Invoice Number 202205-08622 Op Accounting Month May 2022 Invoiced 0.00 Disputed Accepted 0.00 |

| Operator | | | | | | | | | |
|-------------------------|---------------|---|-----------------|----------------|----------|----------|----------|----------|--|
| AFE | 72185000 | CREEDENCE 21/16 W0FC ST COM 4H | | | | | | | |
| Cost Center | | | | | | | | | |
| | OP Account | Minor Account Description | Partner Percent | Activity Month | Amounts | | | | |
| | | | | | Gross | Invoiced | Disputed | Accepted | |
| Cash_Call | | | | | | | | | |
| Cash Call | CSH.CASHCALL | Cash Call | 100.00000000 | | | (348.33) | | (348.33) | |
| Total Cash Call | | | | | | (348.33) | | (348.33) | |
| Total Cash_Call | | | | | | (348.33) | | (348.33) | |
| Expense | | | | | | | | | |
| LEASE OPERATING EXPENSE | | | | | | | | | |
| | LOE.0182-0400 | PUMPING | 0.63636200 | | 950.00 | 6.05 | | 6.05 | |
| | LOE.0182-0400 | PUMPING | 0.63636200 | | 950.00 | 6.05 | | 6.05 | |
| | LOE.0182-0402 | FUEL/ POWER / ELECTRICAL | 0.63636200 | | 2,689.22 | 17.11 | | 17.11 | |
| | LOE.0182-0418 | EMISSIONS CONTROL EQUIPMENT MAINTENANCE | 0.63636200 | | 116.57 | 0.74 | | 0.74 | |
| | LOE.0182-0418 | EMISSIONS CONTROL EQUIPMENT MAINTENANCE | 0.63636200 | | 165.34 | 1.05 | | 1.05 | |
| | LOE.0182-0418 | EMISSIONS CONTROL EQUIPMENT MAINTENANCE | 0.63636200 | | 424.35 | 2.70 | | 2.70 | |
| | LOE.0182-0418 | EMISSIONS CONTROL EQUIPMENT MAINTENANCE | 0.63636200 | | 91.30 | 0.58 | | 0.58 | |
| | LOE.0182-0418 | EMISSIONS CONTROL EQUIPMENT MAINTENANCE | 0.63636200 | | 115.86 | 0.74 | | 0.74 | |
| | LOE.0182-0418 | EMISSIONS CONTROL EQUIPMENT MAINTENANCE | 0.63636200 | | 31.80 | 0.20 | | 0.20 | |
| | LOE.0182-0418 | EMISSIONS CONTROL EQUIPMENT MAINTENANCE | 0.63636200 | | 186.34 | 1.19 | | 1.19 | |
| | LOE.0182-0419 | AUTOMATION MAINTENANCE | 0.63636200 | | 306.38 | 1.95 | | 1.95 | |
| | LOE.0182-0419 | AUTOMATION MAINTENANCE | 0.63636200 | | 3.93 | 0.02 | | 0.02 | |
| | LOE.0182-0419 | AUTOMATION MAINTENANCE | 0.63636200 | | 51.38 | 0.33 | | 0.33 | |
| | LOE.0182-0419 | AUTOMATION MAINTENANCE | 0.63636200 | | 23.43 | 0.15 | | 0.15 | |
| | LOE.0182-0420 | LEASE & FACILITY | 0.63636200 | | 225.00 | 1.43 | | 1.43 | |
| | LOE.0182-0420 | LEASE & FACILITY | 0.63636200 | | 450.00 | 2.86 | | 2.86 | |
| | LOE.0182-0421 | LEASE & FACILITY MAINTENANCE | 0.63636200 | | 151.08 | 0.96 | | 0.96 | |
| | LOE.0182-0421 | LEASE & FACILITY MAINTENANCE | 0.63636200 | | 169.11 | 1.08 | | 1.08 | |
| | LOE.0182-0421 | LEASE & FACILITY MAINTENANCE | 0.63636200 | | 321.84 | 2.05 | | 2.05 | |
| | LOE.0182-0421 | LEASE & FACILITY MAINTENANCE | 0.63636200 | | 222.34 | 1.41 | | 1.41 | |

Operator

AFE

Cost Center

72185000

CREEDENCE 21/16 W0FC ST COM 4H

| OP Account | Minor Account Description | Partner Percent | Activity Month | Amounts | | | |
|-------------------------------|--------------------------------|-----------------|----------------|-----------|----------|----------|----------|
| | | | | Gross | Invoiced | Disputed | Accepted |
| LOE.0182-0421 | LEASE & FACILITY MAINTENANCE | 0.63636200 | | 1,278.63 | 8.14 | | 8.14 |
| LOE.0182-0421 | LEASE & FACILITY MAINTENANCE | 0.63636200 | | 143.04 | 0.91 | | 0.91 |
| LOE.0182-0424 | RENTAL SERVICES | 0.63636200 | | 4,245.57 | 27.02 | | 27.02 |
| LOE.0182-0424 | RENTAL SERVICES | 0.63636200 | | 4,245.57 | 27.02 | | 27.02 |
| LOE.0182-0428 | GATHERING/TREATING/DEHYDRATION | 0.63636200 | | 40.69 | 0.26 | | 0.26 |
| LOE.0182-0429 | SALT WATER DISPOSAL | 0.63636200 | | 35,915.40 | 228.55 | | 228.55 |
| LOE.0182-0440 | COMPANY SUPERVISION | 0.63636200 | | 412.50 | 2.62 | | 2.62 |
| LOE.0182-0460 | OVERHEAD-FIXED RATE | 0.63636200 | | 810.43 | 5.16 | | 5.16 |
| Total LEASE OPERATING EXPENSE | | | | 54,737.10 | 348.33 | | 348.33 |
| Total Expense | | | | 54,737.10 | 348.33 | | 348.33 |
| Total Statement | | | | 54,737.10 | 0.00 | | 0.00 |

| Partner | Operator | Invoice |
|--|--|---|
| 035904-01 SIANA OIL & GAS CO, LLC TOM M RAGSDALE P O BOX 2246 CONROE, TX 77305 | MW500 MEWBOURNE OIL COMPANY P O BOX 7698 TYLER, TX 75711-7698 (903) 561-2900 | Invoice Number 202205-08622 Op Accounting Month May 2022 Invoiced 0.00 Disputed Accepted 0.00 |

| AFE Cost Center | Operator | | | | | | | |
|-------------------------|---------------|---|--------------------|-------------------|----------|----------|----------|----------|
| | 72186000 | CREEDENCE 21/16 W1FC ST COM 3H | | | | | | |
| | OP Account | Minor Account Description | Partner Percent | Activity Month | Amounts | | | |
| | | | | | Gross | Invoiced | Disputed | Accepted |
| Cash_Call | | | | | | | | |
| Cash Call | CSH.CASHCALL | Cash Call | 100.00000000 | | | (268.98) | | (268.98) |
| Total Cash Call | | | | | | (268.98) | | (268.98) |
| Total Cash_Call | | | | | | (268.98) | | (268.98) |
| Expense | | | | | | | | |
| LEASE OPERATING EXPENSE | | | | | | | | |
| | LOE.0182-0400 | PUMPING | 0.63636200 | | 712.50 | 4.53 | | 4.53 |
| | LOE.0182-0400 | PUMPING | 0.63636200 | | 950.00 | 6.04 | | 6.04 |
| | LOE.0182-0402 | FUEL/ POWER / ELECTRICAL | 0.63636200 | | 1,763.86 | 11.22 | | 11.22 |
| | LOE.0182-0418 | EMISSIONS CONTROL EQUIPMENT MAINTENANCE | 0.63636200 | | 424.27 | 2.70 | | 2.70 |
| | LOE.0182-0418 | EMISSIONS CONTROL EQUIPMENT MAINTENANCE | 0.63636200 | | 186.38 | 1.19 | | 1.19 |
| | LOE.0182-0418 | EMISSIONS CONTROL EQUIPMENT MAINTENANCE | 0.63636200 | | 115.86 | 0.74 | | 0.74 |
| | LOE.0182-0418 | EMISSIONS CONTROL EQUIPMENT MAINTENANCE | 0.63636200 | | 91.23 | 0.58 | | 0.58 |
| | LOE.0182-0418 | EMISSIONS CONTROL EQUIPMENT MAINTENANCE | 0.63636200 | | 165.27 | 1.05 | | 1.05 |
| | LOE.0182-0418 | EMISSIONS CONTROL EQUIPMENT MAINTENANCE | 0.63636200 | | 31.78 | 0.20 | | 0.20 |
| | LOE.0182-0418 | EMISSIONS CONTROL EQUIPMENT MAINTENANCE | 0.63636200 | | 116.57 | 0.74 | | 0.74 |
| | LOE.0182-0419 | AUTOMATION MAINTENANCE | 0.63636200 | | 51.37 | 0.33 | | 0.33 |
| | LOE.0182-0419 | AUTOMATION MAINTENANCE | 0.63636200 | | 306.37 | 1.95 | | 1.95 |
| | LOE.0182-0419 | AUTOMATION MAINTENANCE | 0.63636200 | | 3.92 | 0.02 | | 0.02 |
| | LOE.0182-0419 | AUTOMATION MAINTENANCE | 0.63636200 | | 23.42 | 0.15 | | 0.15 |
| | LOE.0182-0420 | LEASE & FACILITY | 0.63636200 | | 225.00 | 1.43 | | 1.43 |
| | LOE.0182-0420 | LEASE & FACILITY | 0.63636200 | | 225.00 | 1.43 | | 1.43 |
| | LOE.0182-0421 | LEASE & FACILITY MAINTENANCE | 0.63636200 | | 321.85 | 2.05 | | 2.05 |
| | LOE.0182-0421 | LEASE & FACILITY MAINTENANCE | 0.63636200 | | 151.23 | 0.96 | | 0.96 |
| | LOE.0182-0421 | LEASE & FACILITY MAINTENANCE | 0.63636200 | | 1,278.76 | 8.14 | | 8.14 |
| | LOE.0182-0421 | LEASE & FACILITY MAINTENANCE | 0.63636200 | | 143.05 | 0.91 | | 0.91 |

Operator

AFE

Cost Center

72186000

CREEDENCE 21/16 W1FC ST COM 3H

| OP Account | Minor Account Description | Partner Percent | Activity Month | Amounts | | | |
|-------------------------------|--------------------------------|-----------------|----------------|-----------|----------|----------|----------|
| | | | | Gross | Invoiced | Disputed | Accepted |
| LOE.0182-0421 | LEASE & FACILITY MAINTENANCE | 0.63636200 | | 222.35 | 1.41 | | 1.41 |
| LOE.0182-0421 | LEASE & FACILITY MAINTENANCE | 0.63636200 | | 169.11 | 1.08 | | 1.08 |
| LOE.0182-0424 | RENTAL SERVICES | 0.63636200 | | 4,245.56 | 27.02 | | 27.02 |
| LOE.0182-0424 | RENTAL SERVICES | 0.63636200 | | 4,245.56 | 27.02 | | 27.02 |
| LOE.0182-0428 | GATHERING/TREATING/DEHYDRATION | 0.63636200 | | 40.68 | 0.26 | | 0.26 |
| LOE.0182-0429 | SALT WATER DISPOSAL | 0.63636200 | | 24,012.26 | 152.80 | | 152.80 |
| LOE.0182-0440 | COMPANY SUPERVISION | 0.63636200 | | 825.00 | 5.25 | | 5.25 |
| LOE.0182-0440 | COMPANY SUPERVISION | 0.63636200 | | 412.50 | 2.62 | | 2.62 |
| LOE.0182-0460 | OVERHEAD-FIXED RATE | 0.63636200 | | 810.43 | 5.16 | | 5.16 |
| Total LEASE OPERATING EXPENSE | | | | 42,271.14 | 268.98 | | 268.98 |
| Total Expense | | | | 42,271.14 | 268.98 | | 268.98 |
| Total Statement | | | | 42,271.14 | 0.00 | | 0.00 |

Statement

| Partner | Operator | Invoice |
|--|--|--|
| 035904-01 SIANA OIL & GAS CO, LLC TOM M RAGSDALE P O BOX 2246 CONROE, TX 77305 | MW500 MEWBOURNE OIL COMPANY P O BOX 7698 TYLER, TX 75711-7698 (903) 561-2900 | <div>Invoice Number202205-08622</div> <div>Op Accounting MonthMay 2022</div> <div>Invoiced0.59</div> <div>Disputed</div> <div>Accepted0.59</div> |

| AFE | Operator | IBEX 15/10 B1PA FED COM 2H DK 20, | Partner | Activity | Amounts | | | |
|--|-------------------------------|-----------------------------------|---------|----------|-----------------|-------------|----------|-------------|
| | | | | | Gross | Invoiced | Disputed | Accepted |
| Cost Center | 72310000-20 | IBEX 15/10 B1PA FED COM 2H | Percent | Month | | | | |
| OP Account | Minor Account Description | | | | | | | |
| Capital | | | | | | | | |
| EQUIPMENT BEYOND WELLHEAD | | | | | | | | |
| EBWH.0181-0898 | AUTOMATION METERING EQUIPMENT | 0.05384500 | | | 1,098.75 | 0.59 | | 0.59 |
| Total EQUIPMENT BEYOND WELLHEAD | | | | | 1,098.75 | 0.59 | | 0.59 |
| Total Capital | | | | | 1,098.75 | 0.59 | | 0.59 |
| Total Statement | | | | | 1,098.75 | 0.59 | | 0.59 |

| Partner | Operator | Invoice |
|--|--|---|
| 035904-01 SIANA OIL & GAS CO, LLC TOM M RAGSDALE P O BOX 2246 CONROE, TX 77305 | MW500 MEWBOURNE OIL COMPANY P O BOX 7698 TYLER, TX 75711-7698 (903) 561-2900 | Invoice Number 202205-08622 Op Accounting Month May 2022 Invoiced 27.46 Disputed Accepted 27.46 |

| Operator | | | | | | | | | | | |
|-------------------------|---------------|---|----------------------------|----------------|----------|----------|----------|----------|--|--|--|
| AFE | Cost Center | 72310000 | IBEX 15/10 B1PA FED COM 2H | | | | | | | | |
| | OP Account | Minor Account Description | Partner Percent | Activity Month | Amounts | | | | | | |
| | | | | | Gross | Invoiced | Disputed | Accepted | | | |
| Expense | | | | | | | | | | | |
| LEASE OPERATING EXPENSE | | | | | | | | | | | |
| | LOE.0182-0400 | PUMPING | 0.05384500 | | 950.00 | 0.51 | | 0.51 | | | |
| | LOE.0182-0400 | PUMPING | 0.05384500 | | 712.50 | 0.38 | | 0.38 | | | |
| | LOE.0182-0402 | FUEL/ POWER / ELECTRICAL | 0.05384500 | | 2,178.42 | 1.17 | | 1.17 | | | |
| | LOE.0182-0402 | FUEL/ POWER / ELECTRICAL | 0.05384500 | | 135.61 | 0.07 | | 0.07 | | | |
| | LOE.0182-0402 | FUEL/ POWER / ELECTRICAL | 0.05384500 | | 113.24 | 0.06 | | 0.06 | | | |
| | LOE.0182-0411 | CHEMICALS-WATER TREATING | 0.05384500 | | 802.50 | 0.43 | | 0.43 | | | |
| | LOE.0182-0411 | CHEMICALS-WATER TREATING | 0.05384500 | | 3,885.35 | 2.09 | | 2.09 | | | |
| | LOE.0182-0411 | CHEMICALS-WATER TREATING | 0.05384500 | | 481.50 | 0.26 | | 0.26 | | | |
| | LOE.0182-0411 | CHEMICALS-WATER TREATING | 0.05384500 | | 493.21 | 0.27 | | 0.27 | | | |
| | LOE.0182-0411 | CHEMICALS-WATER TREATING | 0.05384500 | | 986.42 | 0.53 | | 0.53 | | | |
| | LOE.0182-0413 | CHEMICALS-PARAFFIN CONTROL | 0.05384500 | | 553.88 | 0.30 | | 0.30 | | | |
| | LOE.0182-0418 | EMISSIONS CONTROL EQUIPMENT MAINTENANCE | 0.05384500 | | 88.82 | 0.05 | | 0.05 | | | |
| | LOE.0182-0418 | EMISSIONS CONTROL EQUIPMENT MAINTENANCE | 0.05384500 | | 353.83 | 0.19 | | 0.19 | | | |
| | LOE.0182-0418 | EMISSIONS CONTROL EQUIPMENT MAINTENANCE | 0.05384500 | | 18.88 | 0.01 | | 0.01 | | | |
| | LOE.0182-0418 | EMISSIONS CONTROL EQUIPMENT MAINTENANCE | 0.05384500 | | 116.57 | 0.06 | | 0.06 | | | |
| | LOE.0182-0418 | EMISSIONS CONTROL EQUIPMENT MAINTENANCE | 0.05384500 | | 1.29 | 0.00 | | 0.00 | | | |
| | LOE.0182-0418 | EMISSIONS CONTROL EQUIPMENT MAINTENANCE | 0.05384500 | | 237.37 | 0.13 | | 0.13 | | | |
| | LOE.0182-0419 | AUTOMATION MAINTENANCE | 0.05384500 | | 93.70 | 0.05 | | 0.05 | | | |
| | LOE.0182-0419 | AUTOMATION MAINTENANCE | 0.05384500 | | 1,225.50 | 0.66 | | 0.66 | | | |
| | LOE.0182-0420 | LEASE & FACILITY | 0.05384500 | | 450.00 | 0.24 | | 0.24 | | | |
| | LOE.0182-0420 | LEASE & FACILITY | 0.05384500 | | 900.00 | 0.48 | | 0.48 | | | |
| | LOE.0182-0421 | LEASE & FACILITY MAINTENANCE | 0.05384500 | | 1,036.25 | 0.56 | | 0.56 | | | |
| | LOE.0182-0421 | LEASE & FACILITY MAINTENANCE | 0.05384500 | | 756.00 | 0.41 | | 0.41 | | | |
| | LOE.0182-0421 | LEASE & FACILITY MAINTENANCE | 0.05384500 | | 63.87 | 0.03 | | 0.03 | | | |
| | LOE.0182-0421 | LEASE & FACILITY MAINTENANCE | 0.05384500 | | 841.58 | 0.45 | | 0.45 | | | |
| | LOE.0182-0421 | LEASE & FACILITY MAINTENANCE | 0.05384500 | | 4.35 | 0.00 | | 0.00 | | | |

Operator

AFE

Cost Center

72310000

IBEX 15/10 B1PA FED COM 2H

| OP Account | Minor Account Description | Partner Percent | Activity Month | Amounts | | | |
|-------------------------------|--------------------------------|-----------------|----------------|-----------|----------|----------|----------|
| | | | | Gross | Invoiced | Disputed | Accepted |
| LOE.0182-0423 | COMPRESSOR MAINTENANCE | 0.05384500 | | 61.99 | 0.03 | | 0.03 |
| LOE.0182-0424 | RENTAL SERVICES | 0.05384500 | | 4,874.08 | 2.62 | | 2.62 |
| LOE.0182-0428 | GATHERING/TREATING/DEHYDRATION | 0.05384500 | | 200.00 | 0.11 | | 0.11 |
| LOE.0182-0429 | SALT WATER DISPOSAL | 0.05384500 | | 585.67 | 0.32 | | 0.32 |
| LOE.0182-0429 | SALT WATER DISPOSAL | 0.05384500 | | 9,254.19 | 4.98 | | 4.98 |
| LOE.0182-0429 | SALT WATER DISPOSAL | 0.05384500 | | 7,644.19 | 4.12 | | 4.12 |
| LOE.0182-0439 | WIRELINE & SPECIAL SURVEYS | 0.05384500 | | 5,794.87 | 3.12 | | 3.12 |
| LOE.0182-0440 | COMPANY SUPERVISION | 0.05384500 | | 1,650.00 | 0.89 | | 0.89 |
| LOE.0182-0440 | COMPANY SUPERVISION | 0.05384500 | | 544.50 | 0.29 | | 0.29 |
| LOE.0182-0441 | CONTRACT SUPERVISION | 0.05384500 | | 207.50 | 0.11 | | 0.11 |
| LOE.0182-0441 | CONTRACT SUPERVISION | 0.05384500 | | 354.78 | 0.19 | | 0.19 |
| LOE.0182-0449 | MISCELLANEOUS EQUIPMENT RENTAL | 0.05384500 | | 184.00 | 0.10 | | 0.10 |
| LOE.0182-0451 | RIGHT-OF-WAYS & EASEMENTS | 0.05384500 | | 1,318.89 | 0.71 | | 0.71 |
| LOE.0182-0460 | OVERHEAD-FIXED RATE | 0.05384500 | | 892.65 | 0.48 | | 0.48 |
| Total LEASE OPERATING EXPENSE | | | | 51,047.95 | 27.46 | | 27.46 |
| Total Expense | | | | 51,047.95 | 27.46 | | 27.46 |
| Total Statement | | | | 51,047.95 | 27.46 | | 27.46 |

MEWBOURNE OIL COMPANY
P. O. BOX 7698
TYLER, TEXAS 75711

Lease

Inland 26/23 B2PI St Com

Well No

1H

Location

205' FSL & 1220' FEL

County

Lea

ST

NM

Section

26

TwtnShp

21S

Rng

34E

Section

Blk

Survey

Filename

Page

1

API No.

| DATE | DAILY REPORTS |
|-------------|--|
| MAY 09 2018 | Met with RRC Surveying and staked location @ 205' FSL & 450' FEL, Sec 26 T21S, R34E, Lea Co. NM. (Elevation @ 3677'). Location will be 400' x 450'. GPS 32.44329053, -103.43354187 NAD 83. (BCB) |
| OCT 23 2018 | APD submitted to NMOCD. (BCB) |
| JAN 16 2020 | Met w/RRC Surveying & re-staked location to pad drill w/the Inland 26/23 B2JO State Com #1H. Re-staked location @ 205' FSL & 1220' FEL, Sec 26, T21S, R34E, Lea Co. NM. (Elevation @ 3679'). Approx. 700' of new road needed off SW corner to lease road. A 400' x 400' battery is staked approx. 60' away to the NE. Will need State road ROW in section 27 to access location. Grazing lessee is Merchant Livestock. Location: Lat.: 32.44328351 N, Long.: -103.43610760 W NAD83. (BPS) |
| FEB 10 2020 | MI Trinity Oilfield Service & start building location @ 205' FSL & 1220' FEL, Sec 26, T21S, R34E. (BCB) |
| FEB 11 2020 | Building location. (BCB) |
| FEB 12 2020 | Building location. (BCB) |
| FEB 13 2020 | Building location. (BCB) |
| FEB 14 2020 | Building location. (BCB) |
| FEB 17 2020 | Building location. (BCB) |
| FEB 18 2020 | Building location. (BCB) |
| FEB 19 2020 | Building location. (BCB) |
| FEB 20 2020 | Building location. (BCB) |
| FEB 21 2020 | Building location. (BCB) |
| FEB 24 2020 | Building location. (BCB) |
| FEB 25 2020 | Building location. (BCB) |
| FEB 26 2020 | Building location. (BCB) |
| FEB 27 2020 | Building location. (BCB) |
| FEB 28 2020 | Building location. (BCB) |
| MAR 02 2020 | Building location. (BCB) |
| MAR 03 2020 | Building location. (BCB) |
| MAR 04 2020 | Location finished. Ready for cellar & rathole. Drop from report until further activity. EDDC |

Exhibit J
Siana Oil and Gas, LLC
NMOCD Case No. 22378
July 7, 2022

MEWBOURNE OIL COMPANY
P. O. BOX 7698
TYLER, TEXAS 75711

| | | | | | | | | | |
|----------|--------------------------|----|--------|---------|----|----------|----------------------|------|-----|
| Lease | Inland 26/23 B2PI St Com | | | Well No | 1H | Location | 205' FSL & 1220' FEL | | |
| County | Lea | ST | NM | Section | 26 | TwNShp | 21S | Rng | 34E |
| Section | Blk | | Survey | | | | | | |
| Filename | | | | | | | | Page | 2 |
| API No. | | | | | | | | | |

| DATE | DAILY REPORTS |
|-------------|--|
| | \$60,000. (BCB) |
| DEC 01 2020 | MI Butch's Rathole Service & drill ratholes. No water encountered. Set 100' of 20" conductor pipe & cmt to surface w/Redi-mix. Verified location by GPS @ 205' FSL & 1220' FEL, Sec 26, T21S, R34E, Lea Co., NM. Start MIRU Patterson/UTI #595 from Phoenix 21/22 B2NP Fed Com #1H this A.M. EDCC \$0. CTCC \$0. EDDC \$20,000. CTDC \$80,000. CTWC \$80,000. (SC/KT/FL/RB) |
| DEC 02 2020 | MIRU Patterson/UTI #595 from Phoenix 21/22 B2NP Fed Com #1H w/Brady Welding. Move Day 1. 40% moved in. 10% rigged up. EDCC \$0. CTCC \$0. EDDC \$0. CTDC \$80,000. CTWC \$80,000. (WRM/RB/FL) |
| DEC 03 2020 | Continue MIRU Patterson/UTI #595 w/Brady Welding. Move Day 2. 80% Moved in. 50% Rigged up. EDCC \$0. CTCC \$0. EDDC \$0. CTDC \$80,000. CTWC \$80,000. (WRM/RB/FL) |
| DEC 04 2020 | Continue RU Patterson/UTI #595. Move Day 3. 100% moved in. 75% rigged up. EDCC \$0. CTCC \$0. EDDC \$0. CTDC \$80,000. CTWC \$80,000. (SB-C/DA-C/RB/FL) |
| DEC 05 2020 | 950' (850'). Operation: Drlg. Formation: Surface rock - Anhy. Dev @ 748'/1.6°. MW 9.2, Vis 33, TMC \$0. Bit #1, Size 17 ½", Mfg Ult, Type CF716, SN 49312, Jets 10/13's, In @ 100', Made 850' in 8 hrs. PP 1450#, RPM 100, WOB 25K#, PR 106.3. (Finish RU 9, Mix mud 2, PU BHA 2 ½, Cut off conductor 1 ¼, Test mud lines ¼, Drlg 8, Surveys 1 hrs). Remarks: Day 1. Finish RU. Mix spud mud. Cut conductor. PU BHA. Spudded well w/Patterson/UTI #595 @ 9:00 P.M. 12/04/20 (NMOCD notified by voicemail). Drlg from 100' to 950' w/surveys. BHA: Bit, Bit sub, Shock sub, Invictus MWD, Roller Reamer, 3-8" DC's, XO, 21-6" DC's, XO. Total BHA: 786.03'. No fluid lost or gained. EDCC \$0. CTCC \$0. EDDC \$165,635. CTDC \$245,635. CTWC \$245,635. (SB-C/DA-C/FL) |
| DEC 06 2020 | 1817' (867'). Operation: TOO H to run 13 ⅜" csg. Formation: Red Bed - Anhy. Dev @ 1800'/4.5°. MW 9, Vis 31, PV 3, YP 5, Gels 4/6, pH 7, PF 1, Cl 700, Ca 520, Solids 3.4%. DMC \$5,249. TMC \$5,249. Bit #1, Size 17 ½", Mfg Ult, Type CF716, SN 49312, Jets 10/13's, In @ 100', Out @ 1817', Made 1717' in 26 ½ hrs. PP 1675#, RPM 100, WOB 32K#, PR 46.9. (Drlg 18 ½, Surveys 1 ½, RS ½, Trip 2 ½, Circ 1 hrs). Remarks: Day 2. Drlg from 950' to 1817' w/surveys & RS. Circ. TOO H. BHA: Bit, Bit sub, Shock sub, Invictus MWD, Roller Reamer, 3-8" DC's, XO, 21-6" DC's, XO. Total BHA: 786.03'. No fluid lost or gained. EDCC \$0. CTCC \$0. EDDC \$63,233. CTDC \$308,868. CTWC \$308,868. (SB-C/DA-C/RB/FL) |
| DEC 07 2020 | 1817' (0'). Operation: Testing BOPE. Formation: Surface. MW 10, Vis 29, DMC \$2,922. TMC \$8,171. Bit #1, Size 17 ½", Mfg Ult, Type CF716, SN 49312, Jets 10/13's, In @ 100', Out @ 1817', Made 1717' in 26 ½ hrs. (Trip 1, LD BHA 1 ½, Csg 6, Circ 1, Cmt 2 ½, WOC 8, Test 4 hrs). Remarks: Day 3. Finish TOO H. LD BHA. Held safety meeting. RU Butch's & run 13 ⅜" csg. Installed Cameron 13 ⅝" 5k# wellhead w/baseplate. Circ. RU Universal & cmt. WOC. Held safety meeting. NU BOPE w/Man Welding. Testing BOPE. No fluid lost or gained. EDCC \$0. CTCC \$0. EDDC \$170,965. CTDC \$479,833. CTWC \$479,833. (SC/DA-C/FL) |
| | 1 13 ⅜" Weatherford Texas Pattern Shoe 0.67' |
| | 1 13 ⅜" 54.5# J55 ST&C Csg 41.45' |
| | 1 13 ⅜" Float Collar 1.53' |
| | 42 13 ⅜" 54.5# J55 ST&C Csg 1724.64' |

MEWBOURNE OIL COMPANY
P. O. BOX 7698
TYLER, TEXAS 75711

| | | | | | | | | | | |
|----------|--------------------------|----|----|---------|----|--|----------|----------------------|-----|-----|
| Lease | Inland 26/23 B2PI St Com | | | Well No | 1H | | Location | 205' FSL & 1220' FEL | | |
| County | Lea | ST | NM | Section | 26 | | TwNShp | 21S | Rng | 34E |
| Section | | | | Blk | | | Survey | | | |
| Filename | | | | | | | | Page | 3 | |
| API No. | | | | | | | | | | |

| DATE | DAILY REPORTS |
|------|---|
| | <div><div><div>1</div><div>13 3⁄8" 54.5# J55 ST&C Pup Joint</div><div>7.00'</div></div><div><div>1</div><div>13 3⁄8" Landing Tool</div><div>31.80'</div></div><div><div>Total</div><div>1807.09'</div></div><div><div>Less above KB</div><div>5.09'</div></div><div><div>Set @</div><div>1802.00'</div></div></div> <div>(Note: Received 49 jts of 13 3⁄8" 54.5# J55 ST&C csg (2011.09' T-off) from Sooner Pipe - Manufactured by Paragon. Returned 6 jts of 13 3⁄8" 54.5# J55 ST&C csg (245.00' T-off) to Sooner Pipe for credit.)</div> <div>Held safety meeting. Pumped 30 bbl FW spacer. Universal cmt w/1300 sks Class C w/4% Gel, 2#/sk Kol-Seal & 1% CaCl₂ (yd @ 1.74 cuft/sk @ 13.5 PPG). Tail w/200 Class C w/1% CaCl₂ (yd @ 1.34 cu/ft @ 14.8 PPG). Displaced w/273 bbls of FW. Plug down @ 6:00 P.M. 12/06/20. Circ 282 sks of cmt to the pits. (Notified NMOCD by voicemail but did not witness.)</div> <div>DEC 08 2020<div>3250' (1433'). Operation: Drlg w/motor & MWD. Formation: Anhy. MW 10, Vis 28, pH 7, Solids 1.7%. TMC \$8,171. Bit #2, Size 12 ¼", Mfg Ult, Type RPS 716, SN 51473, PN S423, Jets 3/18's & 4/16's, In @ 1817', Made 1433' in 9 ¼ hrs. PP 4800#, RPM 70/120, WOB 28K#, PR 154.9. (Drlg 9 ¼ (Rot 6 ½ & Slide 2 ¾), Surv 3 ½, Trip 3, Test csg ½, PU HWDP 1 ½, Drlg plug, floats & cmt 2, PU dir tools & test 3, LD DC's ¾, Install wear bushing ¼, FIT ¼ hrs). Remarks: Day 4. Tested BOPE to 5000# high/250# low & Annular to 3500# high/250# low (Notified NMOCD by voicemail but did not witness). Tested standpipe & mudlines back to pumps to 5000#. Install wear bushing. LD 8" DC's. PU dir tools & test. TIH. PU HWDP. At 2:30 P.M. 12/07/20 tested csg to 1500#, held OK. Drlg plug, floats & cmt. Drlg from 1817' to 1827'. FIT to 10.5 PPG EMW. Drlg from 1827' to 3250' w/surveys. BHA: Bit, AEP 2.12° fxd motor w/0.16 rpg, UBHO, 2-NMDC's, 3-8" spiral DC's, XO, 15-6" DC's, Jars, 6-6" DC's, XO, 33-4" HWDP. Total BHA 1897.84'. No fluid lost or gained. Last Survey: MD 3041' (TVD 3034.1') Inc 5.9° Azm 100.5°. EDCC \$0. CTCC \$0. EDDC \$78,598. CTDC \$558,431. CTWC \$558,431. (SC/DA-C/FL)</div></div> <div>DEC 09 2020<div>4700' (1450'). Operation: Drlg w/motor & MWD. Formation: Lime - Dolo. MW 10.1, Vis 29, PV 0, YP 0, pH 8, PF 0, MF 0.25, Cl 172000, Ca 2280, Sand 0.1, Solids 3.5%. DMC \$1,991. TMC \$10,162. Bit #2, Size 12 ¼", Mfg Ult, Type RPS716, SN 51473, PN S423, Jets 3/18's & 4/16's, In @ 1817', Made 2883' in 29 ¼ hrs. PP 2375#, RPM 70/76, WOB 20k#, PR 72.5. (Drlg 20 (Rot 13 & Slide 7), Surv 3 ½, RS ½ hrs). Remarks: Day 5. Drlg from 3250' to 4700' w/surveys & RS. BHA: Bit, AEP 2.12° fxd motor w/0.16 rpg, UBHO, 2-NMDC's, 3-8" spiral DC's, XO, 15-6" DC's, Jars, 6-6" DC's, XO, 33-4" HWDP. Total BHA 1897.84'. Last Survey: MD 4526' (TVD 4510.7') Inc 5.1° Azm 99.9°. Started losing 100 BPH @ 4142'. Daily mud lost 1800 bbls. Total mud lost 1800 bbls. EDCC \$0. CTCC \$0. EDDC \$73,508. CTDC \$631,939. CTWC \$631,939. (SC/DA-C/FL/KT)</div></div> <div>DEC 10 2020<div>5760' (1060'). Operation: Short trip @ 9 5⁄8" csg pt. Formation: Anhy - Dolo. MW 8.8, Vis 28, PV 0, YP 0, pH 7, PF 0.05, MF 0.15, Cl 43000, Ca 880, Solids 1%. DMC \$6,101. TMC \$16,263. Bit #2, Size 12 ¼", Mfg Ult, Type RPS716, SN 51473, PN S423, Jets 3/18's & 4/16's, In @ 1817', Made 3943' in 49 ½ hrs. PP 1650#, RPM 60/69, WOB 25k#, PR 52.3. (Drlg 20 ¼ (Rot 17 ¾ & Slide 2 ½), Surv 2 ½, Circ ¾, Trip ½ hrs). Remarks: Day 6. Drlg from 4700' to 4759'. Lost returns @ 4759' & could not regain. Drlg from 4759' to 5760' w/no returns. Pump sweep. TOO. BHA: Bit, AEP 2.12° fxd motor w/0.16 rpg, UBHO, 2-NMDC's, 3-8" spiral DC's, XO, 15-6" DC's, Jars, 6-6" DC's, XO, 33-4" HWDP. Total BHA 1897.84'. Last Survey: MD 5639' (TVD</div></div> |

MEWBOURNE OIL COMPANY
P. O. BOX 7698
TYLER, TEXAS 75711

| | | | | | | | | | |
|----------|--------------------------|----|-----|---------|----|----------|----------------------|-----|-----|
| Lease | Inland 26/23 B2PI St Com | | | Well No | 1H | Location | 205' FSL & 1220' FEL | | |
| County | Lea | ST | NM | Section | 26 | TwtnShp | 21S | Rng | 34E |
| Section | | | Blk | | | Survey | | | |
| Filename | | | | | | | Page | 4 | |
| API No. | | | | | | | | | |

| DATE | DAILY REPORTS | | | | | | | | | | | | | | | | | | | | | | | | | | | | | | | | | | | | | | | | | | | | | |
|-------------|---|----------|------------------------|-------|---|---------------------------|--------|---|--------------------------|-------|----|---------------------------|----------|---|-------------------------|---------|---|-----------------------------|--------|---|-----------------------------|--------|----|-------------------------|---------|----|-------------------------|----------|---|---------------------------|---------|---|--------------------------------|-------|---|---------------------|--------|--|-------|----------|--|---------------|-------|--|-----------|----------|
| DEC 11 2020 | <p>5618.0') Inc 6.3° Azm 104.5°. Daily mud lost 10200 bbls. Total mud lost 12000 bbls. EDCC \$0. CTCC \$0. EDDC \$93,030. CTDC \$724,969. CTWC \$724,969. (SC/DA-C/KT)</p> <p>5760' (0'). Operation: Cmting 9 5/8" csg. Formation: Dolo. MW 8.4, Vis 28, Cl 800, Ca 160, Solids 1%. DMC \$1,890. TMC \$18,153. Bit #2, Size 12 1/4", Mfg Ult, Type RPS716, SN 51473, PN S423, Jets 3/18's & 4/16's, In @ 1817', Out @ 5760', Made 3943' in 49 1/2 hrs. PP 1630#, (Circ 1 3/4, Trip 6 1/4, LD dir tools 1 1/2, Pull wear bushing 1/2, Run csg 8 1/2, Cmt 5 1/2 hrs).</p> <p>Remarks: Day 7. TOO H to 3600' w/no drag. TIH to 5760' w/no drag or fill. Pump sweep. Spot 200 bbls of DMA on btm. TOO H. LD dir tools. Pull wear bushing. Held safety meeting. RU Butch's & run 9 5/8' csg. Set Cameron mandrel hanger through BOP w/110k#. Pump csg capacity w/no returns. RU Universal & cmt. BHA: Bit, AEP 2.12° fxd motor w/0.16 rpg, UBHO, 2-NMDC's, 3-8" spiral DC's, XO, 15-6" DC's, Jars, 6-6" DC's, XO, 33-4" HWDP. Total BHA 1897.84'. Daily mud lost 500 bbls. Total mud lost 12500 bbls. EDCC \$0. CTCC \$0. EDDC \$242,299. CTDC \$967,268. CTWC \$967,268. (PH-C/LB-C/KT)</p> <table><tr><td>1</td><td>Weatherford Float Shoe</td><td>1.55'</td></tr><tr><td>1</td><td>9 5/8" 40# HCL80 LT&C Csg</td><td>47.15'</td></tr><tr><td>1</td><td>Weatherford Float Collar</td><td>1.25'</td></tr><tr><td>36</td><td>9 5/8" 40# HCL80 LT&C Csg</td><td>1599.41'</td></tr><tr><td>9</td><td>9 5/8" 40# J55 LT&C Csg</td><td>359.35'</td></tr><tr><td>1</td><td>Weatherford ECP set @ 3719'</td><td>16.54'</td></tr><tr><td>1</td><td>Weatherford DV Tool @ 3709'</td><td>10.02'</td></tr><tr><td>21</td><td>9 5/8" 40# J55 LT&C Csg</td><td>838.18'</td></tr><tr><td>64</td><td>9 5/8" 36# J55 LT&C Csg</td><td>2620.55'</td></tr><tr><td>5</td><td>9 5/8" 40# HCL80 LT&C Csg</td><td>215.91'</td></tr><tr><td>1</td><td>9 5/8" 40# N80 LT&C Csg Pup Jt</td><td>4.98'</td></tr><tr><td>1</td><td>9 5/8" Landing Tool</td><td>33.50'</td></tr><tr><td></td><td>Total</td><td>5748.39'</td></tr><tr><td></td><td>Less above KB</td><td>3.39'</td></tr><tr><td></td><td>Csg set @</td><td>5745.00'</td></tr></table> <p>(Note: Received 42 jts of 9 5/8" 40# HCL80 LT&C csg (1862.47' T-off) Manufactured by Borusan, 30 jts of 9 5/8" 40# J55 LT&C csg (1197.53' T-off) Manufactured by Vyksa & 79 jts of 9 5/8" 36# J55 LT&C csg (3221.25' T-off) Manufactured by Tuper & Chung Hung Steel from Energy Tubulars. Returned 15 jts of 9 5/8" 36# J55 LT&C csg (600.70' T-off) to Energy Tubulars for credit.)</p> | 1 | Weatherford Float Shoe | 1.55' | 1 | 9 5/8" 40# HCL80 LT&C Csg | 47.15' | 1 | Weatherford Float Collar | 1.25' | 36 | 9 5/8" 40# HCL80 LT&C Csg | 1599.41' | 9 | 9 5/8" 40# J55 LT&C Csg | 359.35' | 1 | Weatherford ECP set @ 3719' | 16.54' | 1 | Weatherford DV Tool @ 3709' | 10.02' | 21 | 9 5/8" 40# J55 LT&C Csg | 838.18' | 64 | 9 5/8" 36# J55 LT&C Csg | 2620.55' | 5 | 9 5/8" 40# HCL80 LT&C Csg | 215.91' | 1 | 9 5/8" 40# N80 LT&C Csg Pup Jt | 4.98' | 1 | 9 5/8" Landing Tool | 33.50' | | Total | 5748.39' | | Less above KB | 3.39' | | Csg set @ | 5745.00' |
| 1 | Weatherford Float Shoe | 1.55' | | | | | | | | | | | | | | | | | | | | | | | | | | | | | | | | | | | | | | | | | | | | |
| 1 | 9 5/8" 40# HCL80 LT&C Csg | 47.15' | | | | | | | | | | | | | | | | | | | | | | | | | | | | | | | | | | | | | | | | | | | | |
| 1 | Weatherford Float Collar | 1.25' | | | | | | | | | | | | | | | | | | | | | | | | | | | | | | | | | | | | | | | | | | | | |
| 36 | 9 5/8" 40# HCL80 LT&C Csg | 1599.41' | | | | | | | | | | | | | | | | | | | | | | | | | | | | | | | | | | | | | | | | | | | | |
| 9 | 9 5/8" 40# J55 LT&C Csg | 359.35' | | | | | | | | | | | | | | | | | | | | | | | | | | | | | | | | | | | | | | | | | | | | |
| 1 | Weatherford ECP set @ 3719' | 16.54' | | | | | | | | | | | | | | | | | | | | | | | | | | | | | | | | | | | | | | | | | | | | |
| 1 | Weatherford DV Tool @ 3709' | 10.02' | | | | | | | | | | | | | | | | | | | | | | | | | | | | | | | | | | | | | | | | | | | | |
| 21 | 9 5/8" 40# J55 LT&C Csg | 838.18' | | | | | | | | | | | | | | | | | | | | | | | | | | | | | | | | | | | | | | | | | | | | |
| 64 | 9 5/8" 36# J55 LT&C Csg | 2620.55' | | | | | | | | | | | | | | | | | | | | | | | | | | | | | | | | | | | | | | | | | | | | |
| 5 | 9 5/8" 40# HCL80 LT&C Csg | 215.91' | | | | | | | | | | | | | | | | | | | | | | | | | | | | | | | | | | | | | | | | | | | | |
| 1 | 9 5/8" 40# N80 LT&C Csg Pup Jt | 4.98' | | | | | | | | | | | | | | | | | | | | | | | | | | | | | | | | | | | | | | | | | | | | |
| 1 | 9 5/8" Landing Tool | 33.50' | | | | | | | | | | | | | | | | | | | | | | | | | | | | | | | | | | | | | | | | | | | | |
| | Total | 5748.39' | | | | | | | | | | | | | | | | | | | | | | | | | | | | | | | | | | | | | | | | | | | | |
| | Less above KB | 3.39' | | | | | | | | | | | | | | | | | | | | | | | | | | | | | | | | | | | | | | | | | | | | |
| | Csg set @ | 5745.00' | | | | | | | | | | | | | | | | | | | | | | | | | | | | | | | | | | | | | | | | | | | | |
| DEC 12 2020 | <p>6513' (753'). Operation: Drlg w/motor & MWD. Formation: Sand - Lime. MW 9.1, Vis 28, TMC \$18,153. Bit #3, Size 8 3/4", Mfg Ult, Type RPS616, SN 54273, Jets 6/16's, In @ 5760', Made 753' in 5 3/4 hrs. PP 4530#, RPM 60/150, WOB 35k#, PR 131.0. (Cmt 1, WOC 8, Trip 5, Drlg plug, floats & cmt 2 3/4, Test csg 1/2, Drlg 5 3/4 (Rot 4 1/4 & Slide 1 1/2), Surv 3/4, FIT 1/4 hrs).</p> <p>Remarks: Day 8. Finish cmting. WOC. RD cmtrs. LD ldg tool. Set pack-off & test to 5k#. Install wear bushing. RS. Replace saver sub. PU dir tools & test. TIH to 3716'. Drlg DV tool. TIH to 5649'. At 8:30 P.M. 12/11/20 tested csg to 1500# for 30 min, held OK. Drlg plug, floats & cmt. Drlg from 5760' to 5770'. FIT to 10.0 PPG EMW. Drlg from 5770' to 6513' w/surveys. BHA: Bit, AEP 1.83° fxd motor w/0.23 rpg, IBS, UBHO, 2-NMDC's, Roller reamer, XO, 21-6" DC's, XO, 33-4" HWDP. Total BHA 1785.99'. No fluid lost or gained. Last Survey: MD 6171' (TVD 6147.1') Inc 4.2° Azm 84.4°. EDCC \$0. CTCC \$0. EDDC \$108,066. CTDC \$1,056,329. CTWC \$1,056,329. (PH-C/LB-C/KT)</p> | | | | | | | | | | | | | | | | | | | | | | | | | | | | | | | | | | | | | | | | | | | | | |

MEWBOURNE OIL COMPANY
P. O. BOX 7698
TYLER, TEXAS 75711

| | | | | | | | | | |
|----------|--------------------------|----|--------|---------|----|----------|----------------------|------|-----|
| Lease | Inland 26/23 B2PI St Com | | | Well No | 1H | Location | 205' FSL & 1220' FEL | | |
| County | Lea | ST | NM | Section | 26 | TwNShp | 21S | Rng | 34E |
| Section | Blk | | Survey | | | | | | |
| Filename | | | | | | | | Page | 5 |
| API No. | | | | | | | | | |

| DATE | DAILY REPORTS |
|-------------|---|
| | <p>Held safety meeting. Pumped 30 bbls FW spacer. UPP cmt 1st stage lead w/425 sks Lite Premium Plus C (65:35) w/6% Gel, 3% Salt, 2#/sk Kolseal & 0.3% Dispersant (yd @ 2.01 cuft/sk @ 12.5 PPG). Tail w/200 sks Premium Plus C w/0.2% Fluid loss (yd @ 1.33 cuft/sk @ 14.8 PPG). Plug down @ 3:30 A.M. 11/11/20. Set ECP w/2354#. Drop bomb & open DV tool w/856#. Did not circ cmt of off DV tool. Cmt 2nd stage lead w/800 sks Lite Premium Plus C (65:35) w/6% Gel, 3% Salt, 2#/sk Kolseal & 0.3% Dispersant (yd @ 2.01 cuft/sk @ 12.5 PPG). Tail w/100 sks Premium Plus C w/0.2% Fluid loss (yd @ 1.33 cuft/sk @ 14.8 PPG). Plug down @ 6:45 A.M. 11/11/20. Circ 25 sks of cmt to the pit. (Notified NMOCD with voicemail but did not witness).</p> |
| DEC 13 2020 | <p>8674' (2161'). Operation: Drlg w/motor & MWD. Formation: Sand - Lime. MW 9.2, Vis 29, PV 2, YP 2, Gels 2/1, pH 7, MF 0.2, Cl 60000, Ca 920, DMC \$3,219. TMC \$21,372. Bit #3, Size 8 ¾", Mfg Ult, Type RPS616, SN 54273, Jets 6/16's, In @ 5760', Made 2914' in 26 hrs. PP 5100#, RPM 60/161, WOB 40K#, PR 106.7. (Drlg 20 ¼ (Rot 18 & Slide 2 ¼), Surv 3 ¼, RS ½ hrs). Remarks: Day 9. Drlg from 6513' to 8674' w/surveys & RS. BHA: Bit, AEP 1.83° fxd motor w/0.23 rpg, IBS, UBHO, 2-NMDC's, Roller reamer, XO, 21-6" DC's, XO, 33-4" HWDP. Total BHA 1785.99'. No fluid lost or gained. Last Survey: MD 8488' (TVD 8455.1') Inc 5.7° Azm 103.9°. EDCC \$0. CTCC \$0. EDDC \$78,922. CTDC \$1,135,251. CTWC \$1,135,251. (PH-C/LB-C/KT)</p> |
| DEC 14 2020 | <p>9524' (850'). Operation: TOO H to PU curve assy. Formation: Sand - Lime. MW 9.1, Vis 33, PV 1, YP 0, Gels 1/1, pH 11, MF 3.6, Cl 65000, Ca 920, DMC \$7,016. TMC \$28,388. Bit #3, Size 8 ¾", Mfg Ult, Type RPS616, SN 54273, Jets 6/16's, In @ 5760', Made 3764' in 45 ½ hrs. PP 4200#, RPM 60/141, WOB 40K#, PR 43.6. (Drlg 19 ½ (Rot 18 ¼ & Slide 2 ¼), Surv 1 ¼, RS ½, Circ ¼, Trip 2 ½ hrs). Remarks: Day 10. Drlg from 8674' to 9524' w/surveys & RS. Circ. TOO H. BHA: Bit, AEP 1.83° fxd motor w/0.23 rpg, IBS, UBHO, 2-NMDC's, Roller reamer, XO, 21-6" DC's, XO, 33-4" HWDP. Total BHA 1785.99'. No fluid lost or gained. Last Survey: MD 9414' (TVD 9379.8') Inc 1.6° Azm 159.6°. EDCC \$0. CTCC \$0. EDDC \$58,319. CTDC \$1,193,570. CTWC \$1,193,570. (PH-C/LB-C/KT)</p> |
| DEC 15 2020 | <p>9855' (331'). Operation: Drlg w/motor & MWD. Formation: Sand - Lime. MW 9.2, Vis 32, PV 3, YP 5, Gels 11/8, pH 10.5, WL 7, PF 1.5, MF 3.7, Cl 65000, Ca 200, Solids 2.6%. DMC \$2,489. TMC \$30,877. Bit #3, Size 8 ¾", Mfg Ult, Type RPS616, SN 54273, Jets 6/16's, In @ 5760', Out @ 9524', Made 3764' in 45 ½ hrs. Bit #4, Size 8 ¾", Mfg Trx, Type TXD713, SN S12090, Jets 7/16's, In @ 9524', Made 331' in 11 ¼ hrs. PP 3400#, RPM 25/148, WOB 25k#, PR 29.4. (Trip 9 ¾, Replace dir tools & test 1 ¾, RS ½, Wash & ream ½, Drlg 11 ¼, Surv ¼ hrs). Remarks: Day 11. TOO H to PU curve assy. Replace dir tools & test. TIH to 2100'. RS. TIH. Wash & ream 30' to btm. Drlg from 9524' to 9855' w/surveys. BHA: Bit, AEP 2.25° fxd motor w/0.28 rpg, UBHO, NMDC, Flex NMDC, XO, 33-4" HWDP, XO, 15-6" DC's, Jars, 6-6" DC's, XO. Total BHA 1800.20'. No fluid lost or gained. Last Survey: MD 9622' (TVD 9587.8') Inc 0.3° Azm 178.3°. EDCC \$0. CTCC \$0. EDDC \$72,615. CTDC \$1,266,185. CTWC \$1,266,185. (PH-C/LB-C/KT)</p> |
| DEC 16 2020 | <p>10511' (656'). Operation: Drlg w/motor & MWD. Formation: 90% Lime - 10% Shale. MW 9.2, Vis 33, PV 4, YP 8, Gels 5/9, pH 10, WL 9, PF 1.2, MF 0.9, Cl 68000, Ca 120, Solids 2.9%. DMC \$1,033. TMC \$31,910. Bit #4, Size 8 ¾", Mfg Trx, Type TXD713, SN S12090, Jets 7/16's, In @ 9524', Made 987' in 31 ¼ hrs. PP 4840#, RPM 25/154, WOB 35k#, PR 32.8. (Drlg 20 (Rot 5 ¾ & Slide 14 ¼), Surv 4 hrs). Remarks: Day 12. Drlg from 9855' to 10511' w/surveys. BHA: Bit, AEP 2.25° fxd motor w/0.28 rpg, UBHO, NMDC, Flex NMDC, XO, 33-4" HWDP,</p> |

MEWBOURNE OIL COMPANY
P. O. BOX 7698
TYLER, TEXAS 75711

| | | | | | | | | | |
|----------|--------------------------|----|-----|---------|----|----------|----------------------|-----|-----|
| Lease | Inland 26/23 B2PI St Com | | | Well No | 1H | Location | 205' FSL & 1220' FEL | | |
| County | Lea | ST | NM | Section | 26 | TwNShp | 21S | Rng | 34E |
| Section | | | Blk | Survey | | | | | |
| Filename | | | | | | | Page | 6 | |
| API No. | | | | | | | | | |

| DATE | DAILY REPORTS | | | | | | | | | | | | | | | | | | | | | | | | | | | |
|-------------|--|-----------|------------------------|-------|---|------------------------|--------|---|--------------------------|-------|----|------------------------|----------|----|------------------------------------|----------|-----|------------------------|----------|---|-------------------------------|-------|---|-----------------|--------|--|-------|-----------|
| | <p>XO, 15-6" DC's, Jars, 6-6" DC's, XO. Total BHA 1800.20'. No fluid lost or gained. BG 201 units. CG 312 units. EDCC \$0. CTCC \$0. EDDC \$43,976. CTDC \$1,310,161. CTWC \$1,310,161. (PH-C/LB-C/KT/FL)</p> <p>9808' MD (9773.7' TVD) 2.8° Inc @ 344.6° Azm 9902' MD (9866.7' TVD) 13.6° Inc @ 356.5° Azm 9995' MD (9955.3' TVD) 22.0° Inc @ 355.8° Azm 10087' MD (10037.5' TVD) 31.1° Inc @ 1.7° Azm 10180' MD (10113.7' TVD) 38.7° Inc @ 1.8° Azm 10272' MD (10182.3' TVD) 44.7° Inc @ 1.3° Azm 10410' MD (10266.3' TVD) 58.8° Inc @ 359.0° Azm</p> | | | | | | | | | | | | | | | | | | | | | | | | | | | |
| DEC 17 2020 | <p>10714' (203'). Operation: Running 7" csg. Formation: 100% Sand. MW 9.2, Vis 34, PV 10, YP 4, Gels 24/14, pH 10, WL 14, PF 0.9, MF 2.7, Cl 63000, Ca 200, Solids 2.7%. DMC \$2,075. TMC \$33,985. Bit #4, Size 8 ¾", Mfg Trx, Type TXD713, SN S12090, Jets 7/16's, In @ 9524', Out @ 10714', Made 1190' in 39 ½ hrs. PP 4100#, RPM 25/154, WOB 35k#, PR 24.6. (Drlg 8 ¼ (Rot 1 ¾ & Slide 6 ½), Surv 1 ½, Circ 1 ¼, Trip 8 ½, LD dir tools 1, Run csg 3, Pull wear bushing ½ hrs). Remarks: Day 13. Drlg from 10511' to 10714' w/surveys. Circ. TOOH. LD 6" DC's. LD dir tools. Pull wear bushing. Held safety meeting. RU Butch's & run 7" csg w/torque turn. BHA: Bit, AEP 2.25° fxd motor w/0.28 rpg, UBHO, NMDC, Flex NMDC, XO, 33-4" HWDP, XO, 15-6" DC's, Jars, 6-6" DC's, XO. Total BHA: 1800.20'. No fluid lost or gained. BG 269 units. CG 445 units. EDCC \$0. CTCC \$0. EDDC \$41,170. CTDC \$1,351,331. CTWC \$1,351,331. (PH-C/LB-C/KT/FL)</p> <p>10456' MD (10288.9' TVD) 62.2° Inc @ 358.8° Azm 10550' MD (10325.7' TVD) 71.7° Inc @ 358.1° Azm 10642' MD (10348.2' TVD) 80.6° Inc @ 358.3° Azm Projected to the bit @ 10714' MD (10356.2' TVD) 86.3° Inc @ 359.0° Azm</p> | | | | | | | | | | | | | | | | | | | | | | | | | | | |
| DEC 18 2020 | <p>10714' (0'). Operation: WOC - PU dir tools & test. Formation: 100% Sand. DMC \$3,955. TMC \$37,940. Bit #5, Size 6 ⅛", Mfg NOV, Type TKC63, SN A271890, Jets 3/10's & 3/12's, In @ 10714', Made 0' in 0 hrs. (Run Csg 11 ½, Circ 3 ¼, Cmt 3 ¾, WOC 5 ½ hrs). Remarks: Day 14. Finish running 7" csg. Set Cameron mandrel hanger through BOP w/215k#. Circ csg capacity. RU Universal & cmt. WOC. LD landing jt. Set & test pack off to 5000#. Install wear bushing. Clean pits. PU dir tools & test. BHA: Bit, 4.75" Orbit RSS, UBHO, Filter sub, Tomax, AEP 0° fxd mtr w/0.49 rpg, 1-4" HWDP, Safety jt, 2-4" HWDP, Drill & ream. Total BHA 209.12'. No fluid lost or gained. EDCC \$0. CTCC \$0. EDDC \$349,821. CTDC \$1,701,152. CTWC \$1,701,152. (PH-C/DA-C/RR/FL)</p> <table><tr><td>1</td><td>Weatherford Float Shoe</td><td>1.50'</td></tr><tr><td>1</td><td>7" 29# HCP110 LT&C Csg</td><td>42.67'</td></tr><tr><td>1</td><td>Weatherford Float Collar</td><td>1.50'</td></tr><tr><td>72</td><td>7" 29# HCP110 LT&C Csg</td><td>3097.76'</td></tr><tr><td>49</td><td>7" 29# HCP110 LT&C Bond Coated Csg</td><td>2099.91'</td></tr><tr><td>126</td><td>7" 29# HCP110 LT&C Csg</td><td>5420.04'</td></tr><tr><td>1</td><td>7" 29# HCP110 LT&C Csg Pup Jt</td><td>4.98'</td></tr><tr><td>1</td><td>7" Landing Tool</td><td>33.50'</td></tr><tr><td></td><td>Total</td><td>10701.86'</td></tr></table> | 1 | Weatherford Float Shoe | 1.50' | 1 | 7" 29# HCP110 LT&C Csg | 42.67' | 1 | Weatherford Float Collar | 1.50' | 72 | 7" 29# HCP110 LT&C Csg | 3097.76' | 49 | 7" 29# HCP110 LT&C Bond Coated Csg | 2099.91' | 126 | 7" 29# HCP110 LT&C Csg | 5420.04' | 1 | 7" 29# HCP110 LT&C Csg Pup Jt | 4.98' | 1 | 7" Landing Tool | 33.50' | | Total | 10701.86' |
| 1 | Weatherford Float Shoe | 1.50' | | | | | | | | | | | | | | | | | | | | | | | | | | |
| 1 | 7" 29# HCP110 LT&C Csg | 42.67' | | | | | | | | | | | | | | | | | | | | | | | | | | |
| 1 | Weatherford Float Collar | 1.50' | | | | | | | | | | | | | | | | | | | | | | | | | | |
| 72 | 7" 29# HCP110 LT&C Csg | 3097.76' | | | | | | | | | | | | | | | | | | | | | | | | | | |
| 49 | 7" 29# HCP110 LT&C Bond Coated Csg | 2099.91' | | | | | | | | | | | | | | | | | | | | | | | | | | |
| 126 | 7" 29# HCP110 LT&C Csg | 5420.04' | | | | | | | | | | | | | | | | | | | | | | | | | | |
| 1 | 7" 29# HCP110 LT&C Csg Pup Jt | 4.98' | | | | | | | | | | | | | | | | | | | | | | | | | | |
| 1 | 7" Landing Tool | 33.50' | | | | | | | | | | | | | | | | | | | | | | | | | | |
| | Total | 10701.86' | | | | | | | | | | | | | | | | | | | | | | | | | | |

MEWBOURNE OIL COMPANY
P. O. BOX 7698
TYLER, TEXAS 75711

| | | | | | | | | | |
|----------|--------------------------|----|----|---------|----|----------|----------------------|------|-----|
| Lease | Inland 26/23 B2PI St Com | | | Well No | 1H | Location | 205' FSL & 1220' FEL | | |
| County | Lea | ST | NM | Section | 26 | TwtnShp | 21S | Rng | 34E |
| Section | Blk | | | Survey | | | | | |
| Filename | | | | | | | | Page | 7 |
| API No. | | | | | | | | | |

| DATE | DAILY REPORTS |
|-------------|--|
| | <div>Less above KB2.86'</div> <div>Csg set @10699.00'</div> <div>(Note: Received 210 jts of 7" 29# HCP110 LT&C csg (9035.52' T-off) & 49 jts of 7" 29# HCP110 LT&C bond coated csg (2099.91' T-off) from Sooner pipe - Manufactured by USS. Returned 11 jts of 7" 29# HCP110 LT&C csg (475.05' T-off) to Sooner Pipe for credit.)</div> <div>Held safety meeting. Pumped 30 bbls FW spacer. Universal cmt w/500 sks Class C w/4% Gel, 0.25%, 0.4% Suspension agent, 0.7% Retarder, 0.02% Defoamer, & 2% Citric acid (yd @ 3.18 cuft/sk @ 10.5 PPG). Tail w/400 sks Class H w/0.4% Defoamer & 0.2% Reducer (yd @ 1.18 cuft/sk @ 15.5 PPG). Displaced w/395 bbls OBM. Plug down @ 12:30 A.M. 12/18/20. Circ 133 sks cmt to pits. (Notified Bertha w/NMOCD but did not witness.)</div> |
| DEC 19 2020 | <div>10975' (261'). Operation: Drlg w/RSS. Formation: 100% Sand. MW 9.6, Vis 67, PV 20, YP 12, Gels 8/10, HTHP 12, ES 390, Lime 3.5, Cl 39000, O/W 77/23, Solids 2.8%. DMC \$411. TMC \$38,351. Bit #5, Size 6 1⁄8", Mfg NOV, Type TKC63, SN A271892, Jets 3/10's & 3/12's, In @ 10714', Made 261' in 6 ¾ hrs. PP 4230#, RPM 60/147, WOB 15K#, PR 38.7. (WOC 2 ½, Swivel Packing 1 ½, RS 1, Test ¾, Drlg cmt 2 ¼, Drlg 6 ¾, Surveys ½, Trip 8 ¾ hrs). Remarks: Day 15. WOC. PU dir tools & test. Cut drlg line. Replace swivel packing. RS. TIH. At 7:45 P.M. 12/18/20, tested csg to 1500# for 30 mins, held OK. Drlg plug, float & cmt. Drlg from 10714' to 10724'. FIT to 10.5 PPG EMW. Drlg from 10724' to 10975' w/surveys. BHA: Bit, 4.75" RSS, UBHO, Filter sub, Tomax, AEP motor w/0.49 rpg, 1-4" HWDP, Safety jt, 2-4" HWDP, Drill & ream. Total BHA 209.26'. No fluid lost or gained. Last Survey: MD 10832' (TVD 10364.7') Inc 87.8° Azm 0.1°. Drilled 276' of 7220' lateral. BG 94 units. CG 58 units. TG 1022 units. EDCC \$0. CTCC \$0. EDDC \$37,332. CTDC \$1,738,484. CTWC \$1,738,484. (PH-C/DA-C/RR/FL)</div> |
| DEC 20 2020 | <div>12700' (1725'). Operation: Drlg w/RSS. Formation: 100% Sand. MW 9.5, Vis 58, PV 21, YP 9, Gels 6/9, HTHP 9, ES 444, Lime 3.24, Cl 39000, O/W 73/27, Solids 9.4%. DMC \$5,263. TMC \$43,614. Bit #5, Size 6 1⁄8", Mfg NOV, Type TKC63, SN A271892, Jets 3/10's & 3/12's, In @ 10714', Made 1986' in 25 ¾ hrs. PP 4175#, RPM 80/139, WOB 20K#, PR 90.8. (Drlg 19, Surveys 4 ½, RS ½ hrs). Remarks: Day 16. Drlg from 10975' to 12700' w/surveys & RS. BHA: Bit, 4.75" RSS, UBHO, Filter sub, Tomax, AEP 0° fxd mtr w/0.49 rpg, 1-4" HWDP, Safety jt, 2-4" HWDP, Drill & ream. Total BHA 209.26'. No fluid lost or gained. Last Survey: MD 12500' (TVD 10333.1') Inc 91.1° Azm 359.8°. Drilled 2001' of 7221' lateral. BG 318 units. CG 433 units. EDCC \$0. CTCC \$0. EDDC \$65,497. CTDC \$1,803,980. CTWC \$1,803,980. (PH-C/DA-C/RR/FL)</div> |
| DEC 21 2020 | <div>14825' (2125'). Operation: Drlg w/RSS. Formation: 100% Sand. MW 9.5, Vis 53, PV 17, YP 10, Gels 6/9, HTHP 9, FC 2, ES 377, Lime 3.37, Cl 38000, O/W 73/27, Solids 10.5%. DMC \$1,989. TMC \$45,603. Bit #5, Size 6 1⁄8", Mfg NOV, Type TKC63, SN A271892, Jets 3/10's & 3/12's, In @ 10714', Made 4111' in 43 ½ hrs. PP 4275#, RPM 65/139, WOB 28K#, PR 119.7. (Drlg 17 ¾, Surveys 5 ¾, RS ½ hrs). Remarks: Day 17. Drlg from 12700' to 14825' w/surveys & RS. BHA: Bit, 4.75" RSS, UBHO, Filter sub, Tomax, AEP 0° fxd mtr w/0.49 rpg, 1-4" HWDP, Safety jt, 2-4" HWDP, Drill & ream. Total BHA 209.26'. No fluid lost or gained. Last Survey: MD 14629' (TVD 10297.0') Inc 90.4° Azm 359.7°. Drilled 4126' of 7221' lateral. BG 533 units. CG 923 units. EDCC \$0. CTCC \$0. EDDC \$93,679. CTDC \$1,897,659. CTWC \$1,897,659. (SC/DA-C/RR/FL)</div> |

MEWBOURNE OIL COMPANY
P. O. BOX 7698
TYLER, TEXAS 75711

| | | | | | | | | | |
|----------|--------------------------|----|--------|---------|----|----------|----------------------|------|-----|
| Lease | Inland 26/23 B2PI St Com | | | Well No | 1H | Location | 205' FSL & 1220' FEL | | |
| County | Lea | ST | NM | Section | 26 | TwNShp | 21S | Rng | 34E |
| Section | Blk | | Survey | | | | | | |
| Filename | | | | | | | | Page | 8 |
| API No. | | | | | | | | | |

| DATE | DAILY REPORTS |
|-------------|--|
| DEC 22 2020 | 15910' (1085'). Operation: Drlg w/RSS. Formation: 100% Sand. MW 9.5, Vis 50, PV 15, YP 10, Gels 5/7, HTHP 9, FC 2, ES 343, Lime 2.98, Cl 38000, O/W 75/25, Solids 9.1%. DMC \$2,700. TMC \$48,303. Bit #5, Size 6 1/8", Mfg NOV, Type TKC63, SN A271892, Jets 3/10's & 3/12's, In @ 10714', Made 5196' in 64 hrs. PP 4400#, RPM 65/147, WOB 28k#, PR 52.9. (Drlg 20 1/2, Surv 3, RS 1/2 hrs). Remarks: Day 18. Drlg from 14825' to 15910' w/surveys & RS. BHA: Bit, 4.75" Orbit RSS w/stab, UBHO, Filter sub, Tomax, AEP 0° stab mtr w/0.49 rpg, 1-4" HWDP, Safety jt, 2-4" HWDP, Drill & ream. Total BHA: 209.26'. No fluid lost or gained. Last Survey: MD 15744' (TVD 10278.6') Inc 91.4° Azm 359.7°. Drilled 5211' of 7221' lateral. BG 140 units. CG 773 units. EDCC \$0. CTCC \$0. EDDC \$69,558. CTDC \$1,967,217. CTWC \$1,967,217. (SC/DA-C/RR/FL) |
| DEC 23 2020 | 16308' (398'). Operation: Replace dir tools & test. Formation: 100% Sand. MW 9.5, Vis 51, PV 13, YP 9, Gels 5/7, HTHP 6, FC 2, ES 392, Lime 2.85, Cl 38000, O/W 77/23, Solids 9.9%. DMC \$3,107. TMC \$51,410. Bit #5, Size 6 1/8", Mfg NOV, Type TKC63, SN A271892, Jets 3/10's & 3/12's, In @ 10714', Out @ 16308', Made 5594' in 76 1/4 hrs. Bit #6, Size 6 1/8", Mfg Trx, Type TXD611, SN 11972, Jets 3/10's & 3/12's, In @ 16308', Made 0' in 0 hrs. PP 4475#, RPM 65/147, WOB 28k#, PR 32.5. (Drlg 12 1/4, Surv 1 1/4, Trip 9, Replace dir tools & test 1 1/2 hrs). Remarks: Day 19. Drlg from 15910' to 16308' w/surveys. TOO H for PR. Replace dir tools & test. BHA: Bit, 4.75" Orbit RSS w/stab, UBHO, Filter sub, Tomax, AEP 0° stab mtr w/0.49 rpg, 1-4" HWDP, Safety jt, 2-4" HWDP, Drill & ream. Total BHA: 209.26'. No fluid lost or gained. Last Survey: MD 16209' (TVD 10267.2') Inc 91.1° Azm 0.1°. Drilled 5609' of 7221' lateral. BG 167 units. CG 411 units. EDCC \$1,988. CTCC \$1,988. EDDC \$62,938. CTDC \$2,030,155. CTWC \$2,032,143. (SC/DA-C/KT/FL) |
| DEC 24 2020 | 17010' (702'). Operation: Drlg w/RSS. Formation: 70% Sand - 20% Shale - 10% Lime. MW 9.7, Vis 58, PV 13, YP 10, Gels 8/9, HTHP 8, FC 2, ES 450, Lime 2.85, Cl 31000, O/W 77/23, Solids 9.5%. DMC \$4,780. TMC \$56,190. Bit #6, Size 6 1/8", Mfg Trx, Type TXD611, SN 11972, Jets 3/10's & 3/12's, In @ 16308', Made 702' in 13 1/4 hrs. PP 4750#, RPM 60/135, WOB 28k#, PR 53.0. (Replace dir tools & test 2, Trip 6 3/4, Wash & ream 1/4, Drlg 13 1/4, Surv 1 3/4 hrs). Remarks: Day 20. Replace dir tools & test. TIH. Drlg from 16308' to 17010' w/surveys. BHA: Bit, 4.75" Orbit RSS w/stab, UBHO, Filter sub, Tomax, AEP 0° stab mtr w/0.46 rpg, 1-4" HWDP, Safety jt, 2-4" HWDP, Drill & ream. Total BHA: 204.89'. No fluid lost or gained. Last Survey: MD 16856' (TVD 10254.1') Inc 90.8° Azm 359.7°. Drilled 6311' of 7221' lateral. BG 231 units. CG 456 units. TG 2279 units. EDCC \$0. CTCC \$1,988. EDDC \$66,806. CTDC \$2,096,961. CTWC \$2,098,949. (SC/DA-C/KT/FL) |
| DEC 25 2020 | 17836' (826'). Operation: Short trip. Formation: 100% Sand. MW 9.7, Vis 57, PV 15, YP 9, Gels 8/10, HTHP 11, FC 2, ES 529, Lime 3.37, Cl 34000, O/W 76/24, Solids 10%. TMC \$56,190. Bit #6, Size 6 1/8", Mfg Trx, Type TXD611, SN 11972, Jets 3/10's & 3/12's, In @ 16308', Made 1528' in 33 hrs. PP 4950#, RPM 60/135, WOB 35k#, PR 41.8. (Drlg 19 3/4, Surv 2 1/2, RS 1/2, Trip 1 1/4 hrs). Remarks: Day 21. Drlg from 17010' to 17836' w/surveys & RS. TOO H to 16000' w/no drag. TIH. BHA: Bit, 4.75" Orbit RSS w/stab, UBHO, Filter sub, Tomax, AEP 0° stabilized motor w/0.46 rpg, 1-4" HWDP, Safety jt, 2-4" HWDP, Drill & ream. Total BHA: 204.89'. No fluid lost or gained. Last Survey: MD 17785' (TVD 10239.8') Inc 92.1° Azm 358.8°. Drilled 7137' of 7237' lateral. BG 295 units. CG 466 units. EDCC \$0. CTCC \$1,988. EDDC \$51,726. CTDC \$2,148,688. CTWC \$2,150,676. (PH-C/LB-C/KT) |
| DEC 26 2020 | 17936' (100'). Operation: Running 4 1/2" liner. Formation: 100% Sand. MW 9.7, Vis 57, PV 16, YP 10, Gels 9/11, HTHP 10, FC 2, ES 588, Lime 4.14, Cl 34000, O/W 76/24, Solids 10.2%. |

MEWBOURNE OIL COMPANY
P. O. BOX 7698
TYLER, TEXAS 75711

| | | | | | | | | | |
|----------|--------------------------|----|----|---------|----|----------|----------------------|------|-----|
| Lease | Inland 26/23 B2PI St Com | | | Well No | 1H | Location | 205' FSL & 1220' FEL | | |
| County | Lea | ST | NM | Section | 26 | TwNShp | 21S | Rng | 34E |
| Section | Blk | | | Survey | | | | | |
| Filename | | | | | | | | Page | 9 |
| API No. | | | | | | | | | |

| DATE | DAILY REPORTS | | | | | | | | | | | | | | | | | | | | | | | | | | | | | | | | | | | | | | | | | | |
|-------------|---|-----------|-------------------|-------|---|---------------------|-------|---|-----------------------------|-------|---|--|--------|---|---|-------|---|--|--------|---|---|-------|---|--|-------|-----|---------------------------------|----------|---|--|-------|---|---|--------|--|-------|----------|--|---------------------|----------|--|-------------------------|-----------|
| DEC 27 2020 | <p>DMC \$5,102. TMC \$61,292. Bit #6, Size 6 1/8", Mfg Trx, Type TXD611, SN 11972, Jets 3/10's & 3/12's, In @ 16308', Out @ 17936', Made 1628' in 38 1/4 hrs. PP 4750#, RPM 80/135, WOB 32k#, PR 19.0. (Trip 7 3/4, Drlg 5 1/4, Surv 1/2, LD dir tools 1 1/2, Run liner 9 hrs). Remarks: Day 22. TOO H to 16000' w/no drag. TIH to 17836' w/no drag or fill. Drlg from 17836' to 17936' w/survey. TD well @ 12:30 P.M. 12/25/20. TOO H. LD dir tools. Held safety meeting. RU Butch's & run 4 1/2" liner w/torque turn. BHA: Bit, 4.75" Orbit RSS w/stab, UBHO, Filter sub, Tomax, AEP 0° stabilized motor w/0.46 rpg, 1-4" HWDP, Safety jt, 2-4" HWDP, Drill & ream. Total BHA: 204.89'. No fluid lost or gained. Last Survey: MD 17909' (TVD 10237.1') Inc 90.7° Azm 359.2°. Projected to the bit: MD 17936' (TVD 10236.8') Inc 90.7° Azm 359.2°. Drilled 7237' of lateral. BG 362 units. CG 386 units. TG 2948 units. EDCC \$105,174. CTCC \$107,162. EDDC \$32,533. CTDC \$2,181,220. CTWC \$2,288,382. (PH-C/LB-C/KT)</p> <p>17936' (0'). Operation: Rig released to walk. DMC \$2,221. TMC \$63,513. (Run liner 7 1/2, Circ 3 1/2, Set & test liner hanger 1/2, Cmt 2 1/2, Displace 1, Test liner 1/2, RD cmtrs 1, Trip 4 1/2, ND BOPE 1, Pull wear bushing 1, NU Cameron capping flange 1 hrs). Remarks: Day 23. Finish running 4 1/2" liner. Rupture GBS & displace liner. Circ btms up. Set & test liner hanger. RU Par Five & cmt. Displace 7" csg. RD cmtrs. TOO H. Pull wear bushing. Held safety meeting. ND BOPE w/Man Welding. NU Cameron 13 5/8" 5k# capping flange & test to 5k#. Rig released to walk @ 6:00 A.M. 12/27/20. No fluid lost or gained. EDCC \$106,492. CTCC \$213,654. EDDC \$17,139. CTDC \$2,198,359. CTWC \$2,412,013. (PH-C/LB-C/KT)</p> <table><tr><td>1</td><td>Summit Float Shoe</td><td>2.07'</td></tr><tr><td>1</td><td>Summit Float Collar</td><td>1.07'</td></tr><tr><td>1</td><td>Packers Plus Landing Collar</td><td>1.51'</td></tr><tr><td>1</td><td>4 1/2" 13.5# HCP110 CDC HTQ Csg Pup Jt</td><td>10.10'</td></tr><tr><td>1</td><td>Packers Plus Toe Sleeve (Pinned @ 6412#)</td><td>2.93'</td></tr><tr><td>1</td><td>4 1/2" 13.5# HCP110 CDC HTQ Csg Pup Jt</td><td>10.09'</td></tr><tr><td>1</td><td>Packers Plus Toe Sleeve (Pinned @ 7138#)</td><td>2.93'</td></tr><tr><td>1</td><td>4 1/2" 13.5# HCP110 CDC HTQ Csg Pup Jt</td><td>6.09'</td></tr><tr><td>195</td><td>4 1/2" 13.5# HCP110 CDC HTQ Csg</td><td>8141.49'</td></tr><tr><td>1</td><td>4 1/2" 13.5# HCP110 CDC HTQ Csg Pup Jt</td><td>6.05'</td></tr><tr><td>1</td><td>Packers Plus Liner Hanger Assy set @ 9744'</td><td>18.27'</td></tr><tr><td></td><td>Total</td><td>8202.60'</td></tr><tr><td></td><td>Top of liner @ (MD)</td><td>9732.40'</td></tr><tr><td></td><td>End of liner set @ (MD)</td><td>17935.00'</td></tr></table> <p>(Note: Received 197 jts of 4 1/2" 13.5# HCP110 CDC HTQ csg (8227.44' T-off) from Sooner - Manufactured by USS. Returned 2 jts of 4 1/2" 13.5# HCP110 CDC HTQ csg (85.95' T-off) to Sooner for credit.)</p> <p>Held safety meeting. Drop 1 3/4" ball & set liner hanger w/3000#. Pushed w/30k# to set/test liner hanger. Pulled to 160k# & put 10 rounds right hand turn to release from hanger. Pressured up to 4300# to blow ball seat. Established returns. Pumped 40 bbls of diesel & 20 bbls 10# Mud Push spacer. Par Five cmt w/650 sks Class H (35:65) w/6% Gel, 0.55% Retarder, 0.5% Fluid Loss, 0.2% Extender & 10#/sk Obsidian Pumice (yd @ 1.74 cuft/sk @ 13.5 PPG). Followed w/5 bbls of sugar FW. Released dart. Displaced w/218 bbls of sugar BW (calculated volume). Plug down @ 8:00 P.M. 12/26/20. Bump plug w/2500#. Set packer w/75k#. Sting out of PBR w/2000# on DP. Displace 7" csg w/300 bbls of BW w/polymer sweep. Circ 145 sks of cmt off of liner top to the pit. At 9:00 P.M. 12/26/20, tested csg to 2500# for 30 min, held OK. (Notified NMOCD by</p> | 1 | Summit Float Shoe | 2.07' | 1 | Summit Float Collar | 1.07' | 1 | Packers Plus Landing Collar | 1.51' | 1 | 4 1/2" 13.5# HCP110 CDC HTQ Csg Pup Jt | 10.10' | 1 | Packers Plus Toe Sleeve (Pinned @ 6412#) | 2.93' | 1 | 4 1/2" 13.5# HCP110 CDC HTQ Csg Pup Jt | 10.09' | 1 | Packers Plus Toe Sleeve (Pinned @ 7138#) | 2.93' | 1 | 4 1/2" 13.5# HCP110 CDC HTQ Csg Pup Jt | 6.09' | 195 | 4 1/2" 13.5# HCP110 CDC HTQ Csg | 8141.49' | 1 | 4 1/2" 13.5# HCP110 CDC HTQ Csg Pup Jt | 6.05' | 1 | Packers Plus Liner Hanger Assy set @ 9744' | 18.27' | | Total | 8202.60' | | Top of liner @ (MD) | 9732.40' | | End of liner set @ (MD) | 17935.00' |
| 1 | Summit Float Shoe | 2.07' | | | | | | | | | | | | | | | | | | | | | | | | | | | | | | | | | | | | | | | | | |
| 1 | Summit Float Collar | 1.07' | | | | | | | | | | | | | | | | | | | | | | | | | | | | | | | | | | | | | | | | | |
| 1 | Packers Plus Landing Collar | 1.51' | | | | | | | | | | | | | | | | | | | | | | | | | | | | | | | | | | | | | | | | | |
| 1 | 4 1/2" 13.5# HCP110 CDC HTQ Csg Pup Jt | 10.10' | | | | | | | | | | | | | | | | | | | | | | | | | | | | | | | | | | | | | | | | | |
| 1 | Packers Plus Toe Sleeve (Pinned @ 6412#) | 2.93' | | | | | | | | | | | | | | | | | | | | | | | | | | | | | | | | | | | | | | | | | |
| 1 | 4 1/2" 13.5# HCP110 CDC HTQ Csg Pup Jt | 10.09' | | | | | | | | | | | | | | | | | | | | | | | | | | | | | | | | | | | | | | | | | |
| 1 | Packers Plus Toe Sleeve (Pinned @ 7138#) | 2.93' | | | | | | | | | | | | | | | | | | | | | | | | | | | | | | | | | | | | | | | | | |
| 1 | 4 1/2" 13.5# HCP110 CDC HTQ Csg Pup Jt | 6.09' | | | | | | | | | | | | | | | | | | | | | | | | | | | | | | | | | | | | | | | | | |
| 195 | 4 1/2" 13.5# HCP110 CDC HTQ Csg | 8141.49' | | | | | | | | | | | | | | | | | | | | | | | | | | | | | | | | | | | | | | | | | |
| 1 | 4 1/2" 13.5# HCP110 CDC HTQ Csg Pup Jt | 6.05' | | | | | | | | | | | | | | | | | | | | | | | | | | | | | | | | | | | | | | | | | |
| 1 | Packers Plus Liner Hanger Assy set @ 9744' | 18.27' | | | | | | | | | | | | | | | | | | | | | | | | | | | | | | | | | | | | | | | | | |
| | Total | 8202.60' | | | | | | | | | | | | | | | | | | | | | | | | | | | | | | | | | | | | | | | | | |
| | Top of liner @ (MD) | 9732.40' | | | | | | | | | | | | | | | | | | | | | | | | | | | | | | | | | | | | | | | | | |
| | End of liner set @ (MD) | 17935.00' | | | | | | | | | | | | | | | | | | | | | | | | | | | | | | | | | | | | | | | | | |

MEWBOURNE OIL COMPANY
P. O. BOX 7698
TYLER, TEXAS 75711

Lease

Inland 26/23 B2PI St Com

Well No

1H

Location

205' FSL & 1220' FEL

County

Lea

ST

NM

Section

26

TwNShp

21S

Rng

34E

Section

Blk

Survey

Filename

Page

10

API No.

| DATE | DAILY REPORTS |
|-------------|---|
| | voicemail but did not witness.) |
| DEC 28 2020 | Walked Patterson/UTI #595 to the Inland 26/23 B2OJ St Com #1H. WO toe prep. Start filling frac pond. EDCC \$0. CTCC \$213,654. EDDC \$0. CTDC \$2,198,359. CTWC \$2,412,013. (PH-C/LB-C/KT) |
| DEC 29 2020 | WO toe prep. Filling frac pond. EDCC \$0. CTCC \$213,654. EDDC \$0. CTDC \$2,198,359. CTWC \$2,412,013. (PH-C/LB-C/KT) |
| DEC 30 2020 | WO toe prep. Filling frac pond. EDCC \$0. CTCC \$213,654. EDDC \$0. CTDC \$2,198,359. CTWC \$2,412,013. (PH-C/LB-C/KT) |
| DEC 31 2020 | WO toe prep. Filling frac pond. EDCC \$0. CTCC \$213,654. EDDC \$0. CTDC \$2,198,359. CTWC \$2,412,013. (PH-C/LB-C/KT) |
| JAN 04 2021 | WO toe prep. Filling frac pond. EDCC \$0. CTCC \$213,654. EDDC \$0. CTDC \$2,198,359. CTWC \$2,412,013. (PH-C/LB-C/KT) |
| JAN 05 2021 | WO toe prep. Filling frac pond. EDCC \$0. CTCC \$213,654. EDDC \$0. CTDC \$2,198,359. CTWC \$2,412,013. (PH-C/LB-C/KT) |
| JAN 06 2021 | WO toe prep. Filling frac pond. EDCC \$0. CTCC \$213,654. EDDC \$0. CTDC \$2,198,359. CTWC \$2,412,013. (PH-C/LB-C/KT) |
| JAN 07 2021 | WO toe prep. Filling frac pond. EDCC \$0. CTCC \$213,654. EDDC \$0. CTDC \$2,198,359. CTWC \$2,412,013. (PH-C/LB-C/KT) |
| JAN 08 2021 | WO toe prep. Filling frac pond. EDCC \$0. CTCC \$213,654. EDDC \$0. CTDC \$2,198,359. CTWC \$2,412,013. (PH-C/LB-C/KT) |
| JAN 11 2021 | WO toe prep. Filling frac pond. EDCC \$0. CTCC \$213,654. EDDC \$0. CTDC \$2,198,359. CTWC \$2,412,013. (PH-C/LB-C/KT) |
| JAN 12 2021 | WO toe prep. Filling frac pond. EDCC \$0. CTCC \$213,654. EDDC \$0. CTDC \$2,198,359. CTWC \$2,412,013. (PH-C/LB-C/KT) |
| JAN 13 2021 | WO toe prep. Filling frac pond. EDCC \$0. CTCC \$213,654. EDDC \$0. CTDC \$2,198,359. CTWC \$2,412,013. (PH-C/LB-C/KT) |
| JAN 14 2021 | WO toe prep. Filling frac pond. EDCC \$0. CTCC \$213,654. EDDC \$0. CTDC \$2,198,359. CTWC \$2,412,013. (PH-C/LB-C/KT) |
| JAN 15 2021 | WO toe prep. Filling frac pond. EDCC \$0. CTCC \$213,654. EDDC \$0. CTDC \$2,198,359. CTWC \$2,412,013. (PH-C/LB-C/KT) |
| JAN 18 2021 | WO toe prep. Filling frac pond. EDCC \$0. CTCC \$213,654. EDDC \$0. CTDC \$2,198,359. CTWC \$2,412,013. (PH-C/LB-C/KT) |
| JAN 19 2021 | WO toe prep. Filling frac pond. EDCC \$0. CTCC \$213,654. EDDC \$0. CTDC \$2,198,359. |

MEWBOURNE OIL COMPANY
P. O. BOX 7698
TYLER, TEXAS 75711

| | | | | | | | | | |
|----------|--------------------------|----|-----|---------|----|----------|----------------------|-----|-----|
| Lease | Inland 26/23 B2PI St Com | | | Well No | 1H | Location | 205' FSL & 1220' FEL | | |
| County | Lea | ST | NM | Section | 26 | TwNShp | 21S | Rng | 34E |
| Section | | | Blk | Survey | | | | | |
| Filename | | | | | | | Page | 11 | |
| API No. | | | | | | | | | |

| DATE | DAILY REPORTS |
|-------------|---|
| | CTWC \$2,412,013. (PH-C/LB-C/KT) |
| JAN 20 2021 | WO toe prep. Filling frac pond. EDCC \$0. CTCC \$213,654. EDDC \$0. CTDC \$2,198,359. CTWC \$2,412,013. (PH-C/LB-C/KT) |
| JAN 21 2021 | WO toe prep. Filling frac pond. EDCC \$0. CTCC \$213,654. EDDC \$0. CTDC \$2,198,359. CTWC \$2,412,013. (PH-C/LB-C/KT) |
| JAN 22 2021 | WO toe prep. Filling frac pond. EDCC \$0. CTCC \$213,654. EDDC \$0. CTDC \$2,198,359. CTWC \$2,412,013. (PH-C/LB-C/KT) |
| JAN 25 2021 | WO toe prep. Filling frac pond. EDCC \$0. CTCC \$213,654. EDDC \$0. CTDC \$2,198,359. CTWC \$2,412,013. (PH-C/LB-C/KT) |
| JAN 26 2021 | WO toe prep. Filling frac pond. EDCC \$0. CTCC \$213,654. EDDC \$0. CTDC \$2,198,359. CTWC \$2,412,013. |
| JAN 27 2021 | SICP 2300#. Calipered ID of tbg spool @ 6.765". MIRU Devine. NU 13 5/8" 5k x 7 1/16" 10k tbg spool & 7 1/16" 10k frac valve (MOC P-5) transferred from MOC stock @ Divine. Tested seals to 5k, held OK. MIRU Wellfoam & pump truck. Tested 7" x 9 5/8" annulus to 300#, held OK. Tested 7" csg to 5900#, held OK. Sleeve opened @ 6800#. Established injection rate of 5 BPM @ 4200# w/122 bbls. Pumped 2000 gals of 15% NeFe acid. Flushed acid w/482 bbls @ 8 BPM w/4600#. Walked rate up to 20 BPM @ 6800# w/482 bbls. SWI & SDFD. EDCC \$31,150. CTCC \$244,804. EDDC \$0. CTDC \$2,198,359. CTWC \$2,443,163. (JW-C) |
| JAN 28 2021 | SICP 1600#. MIRU Renegade WL & Wellfoam Pump. RIH w/Halliburton FasDrill Fusion 275 plug & 12 - 2' HP scalloped guns. Pumped guns down w/8500 gals FW @ 8 BPM & 5400#. Set plug @ 17894'. Fired guns on the fly. Perforated Stage #1 @ 17745' - 17879' . Total 12', 36 holes. Guns loaded @ 0.39 EHD, 15 GC, 38" pen, 120° phasing. POOH. All guns fired. RDMO Renegade WL & Well Foam. EDCC \$14,250. CTCC \$259,054. EDDC \$0. CTDC \$2,198,359. CTWC \$2,457,413. (JW-C) |
| JAN 29 2021 | Filling frac pond. EDCC \$0. CTCC \$259,054. EDDC \$0. CTDC \$2,198,359. CTWC \$2,457,413. |
| FEB 01 2021 | Filling frac pond. EDCC \$0. CTCC \$259,054. EDDC \$0. CTDC \$2,198,359. CTWC \$2,457,413. |
| FEB 02 2021 | Filling frac pond. EDCC \$0. CTCC \$259,054. EDDC \$0. CTDC \$2,198,359. CTWC \$2,457,413. |
| FEB 03 2021 | Filling frac pond. EDCC \$0. CTCC \$259,054. EDDC \$0. CTDC \$2,198,359. CTWC \$2,457,413. |
| FEB 04 2021 | Filling frac pond. EDCC \$0. CTCC \$259,054. EDDC \$0. CTDC \$2,198,359. CTWC \$2,457,413. |
| FEB 05 2021 | Filling frac pond. EDCC \$0. CTCC \$259,054. EDDC \$0. CTDC \$2,198,359. CTWC \$2,457,413. |

MEWBOURNE OIL COMPANY
P. O. BOX 7698
TYLER, TEXAS 75711

Lease

Inland 26/23 B2PI St Com

Well No

1H

Location

205' FSL & 1220' FEL

County

Lea

ST

NM

Section

26

TwNShp

21S

Rng

34E

Section

Blk

Survey

Filename

Page

12

API No.

| DATE | DAILY REPORTS | | | | |
|-------------|---|--------------------------------|------------|----------------|------------|
| FEB 08 2021 | Prep to frac this P.M. EDCC \$0. CTCC \$259,054. EDDC \$0. CTDC \$2,198,359. CTWC \$2,457,413. | | | | |
| FEB 09 2021 | MIRU Universal & frac rentals. Zipper well w/Inland 26/23 B2OJ St Com #1H. Frac Bone Springs horizontal w/14761156 gals slickwater, carrying 18446350# 100 mesh local sand as follows (Planned). | | | | |
| | Planned Frac Design: | | | | |
| | <u>(Gals)</u> | <u>Stage Fluid</u> | <u>PPG</u> | | |
| | 18015 | Slickwater Pad w/500# Diverter | 0.00 | | |
| | 23000 | Slickwater w/Local 100 Mesh | 0.25 | | |
| | 25000 | Slickwater w/Local 100 Mesh | 0.50 | | |
| | 58800 | Slickwater w/Local 100 Mesh | 1.00 | | |
| | 81000 | Slickwater w/Local 100 Mesh | 1.50 | | |
| | 80000 | Slickwater w/Local 100 Mesh | 1.75 | | |
| | 80000 | Slickwater w/Local 100 Mesh | 2.00 | | |
| | 33135 | Slickwater Flush | 0.00 | | |
| | Planned WL Design: 200' stage spacing | | | | |
| | <u>Gun</u> | <u>Details</u> | <u>EHD</u> | <u>Phasing</u> | <u>Pen</u> |
| | Plug | FasDrill Fusion | | - | - |
| | 1 | 3 Holes | 0.39" | 120 | 38" |
| | 2 | 3 Holes | 0.39" | 120 | 38" |
| | 3 | 3 Holes | 0.39" | 120 | 38" |
| | 4 | 3 Holes | 0.39" | 120 | 38" |
| | 5 | 3 Holes | 0.39" | 120 | 38" |
| | 6 | 3 Holes | 0.39" | 120 | 38" |
| | 7 | 3 Holes | 0.39" | 120 | 38" |
| | 8 | 3 Holes | 0.39" | 120 | 38" |
| | 9 | 3 Holes | 0.39" | 120 | 38" |
| | 10 | 3 Holes | 0.39" | 120 | 38" |
| | 11 | 3 Holes | 0.39" | 120 | 38" |
| | 12 | 3 Holes | 0.39" | 120 | 38" |
| | <u>Stage #1 of 37:</u> | | | | |
| | Frac as follows: SICP 1305#. AIR 79 BPM. ASCP 6785#. Gal SW: 414311. Local 100 mesh sand: 498480#. ISDP: 3310#. Notes: Pumped 1000 gals 10% Acid on pad. | | | | |
| | <u>Stage #2 of 37:</u> | | | | |
| | WL as follows: Pump guns down w/10164 gals SW @ 8 BPM & 3700#. Halliburton Fas Drill Fusion 275 Plug Set @ 17730'. Perforate @ 17715' - 17545'. Frac as follows: SICP 2780#. AIR 76 BPM. ASCP 7305#. Gal SW: 386130. Local 100 mesh sand: 498680#. ISDP: 3435#. Notes: | | | | |
| | <u>Stage #3 of 37:</u> | | | | |
| | WL as follows: Pump guns down w/10626 gals SW @ 8 BPM & 3800#. Halliburton Fas Drill Fusion 275 Plug Set @ 17530'. Perforate @ 17515' - 17345'. Frac as follows: SICP 2780#. AIR 76 BPM. ASCP 7305#. Gal SW: 410970. Local 100 mesh sand: 498680#. ISDP: 3435#. | | | | |

MEWBOURNE OIL COMPANY
P. O. BOX 7698
TYLER, TEXAS 75711

| | | | | | | | | | |
|----------|--------------------------|----|-----|---------|----|----------|----------------------|-----|-----|
| Lease | Inland 26/23 B2PI St Com | | | Well No | 1H | Location | 205' FSL & 1220' FEL | | |
| County | Lea | ST | NM | Section | 26 | TwtnShp | 21S | Rng | 34E |
| Section | | | Blk | | | Survey | | | |
| Filename | | | | | | | Page | 13 | |
| API No. | | | | | | | | | |

| DATE | DAILY REPORTS |
|-------------|--|
| FEB 10 2021 | <p>Notes:</p> <p>WL stage 4 @ report time. EDCC \$0. CTCC \$259,054. EDDC \$0. CTDC \$2,198,359. CTWC \$2,457,413. (PH-C/CW-C/MR-C/RP-C)</p> <p>Stage #4 of 37: WL as follows: Pump guns down w/8610 gals SW @ 8 BPM & 4000#. Halliburton Fas Drill Fusion 275 Plug Set @ 17330'. Perforate @ 17315' - 17145'. Frac as follows: SICP 4245#. AIR 83 BPM. ASCP 7870#. Gal SW: 401354. Local 100 mesh sand: 498140#. ISDP: 3865#. Notes: Ran 1000 gal HCl acid in pad.</p> <p>Stage #5 of 37: WL as follows: Pump guns down w/9450 gals SW @ 8 BPM & 3900#. Halliburton Fas Drill Fusion 275 Plug Set @ 17130'. Perforate @ 17115' - 16945'. Frac as follows: SICP 3110#. AIR 81 BPM. ASCP 7600#. Gal SW: 398283. Local 100 mesh sand: 498240#. ISDP: 3985#. Notes: Ran 1000 gal HCl acid in pad.</p> <p>Stage #6 of 37: WL as follows: Pump guns down w/8190 gals SW @ 8 BPM & 4000#. Halliburton Fas Drill Fusion 275 Plug Set @ 16936'. Perforate @ 16915' - 16745'. Frac as follows: SICP 3160#. AIR 76 BPM. ASCP 7310#. Gal SW: 392736. Local 100 mesh sand: 498140#. ISDP: 3990#. Notes: Ran 1000 gal HCl acid in pad.</p> <p>Stage #7 of 37: WL as follows: Pump guns down w/7700 gals SW @ 8 BPM & 4000#. Halliburton Fas Drill Fusion 275 Plug Set @ 16730'. Perforate @ 16715' - 16542'. Frac as follows: SICP 3060#. AIR 78 BPM. ASCP 7090#. Gal SW: 402160. Local 100 mesh sand: 497280#. ISDP: 4075#. Notes: Ran 1000 gal HCl acid in pad.</p> <p>Stage #8 of 37: WL as follows: Pump guns down w/8022 gals SW @ 8 BPM & 3900#. Halliburton Fas Drill Fusion 275 Plug Set @ 16525'. Perforate @ 16510' - 16335'. Frac as follows: SICP 3640#. AIR 77 BPM. ASCP 8145#. Gal SW: 404137. Local 100 mesh sand: 498500#. ISDP: 3855#. Notes: Ran 1000 gal HCl acid in pad.</p> <p>WL stage 9 @ report time. EDCC \$0. CTCC \$259,054. EDDC \$0. CTDC \$2,198,359. CTWC \$2,457,413. (PH-C/CW-C/MR-C/RP-C)</p> <p>Stage #9 of 37: WL as follows: Pump guns down w/7770 gals SW @ 8 BPM & 4200#. Halliburton Fas Drill Fusion 275 Plug Set @ 16324'. Perforate @ 16305' - 16130'. Frac as follows: SICP 3115#. AIR 81 BPM. ASCP 7535#. Gal SW: 384180. Local 100 mesh sand: 498180#. ISDP: 4080#. Notes: Ran 1000 gal HCl acid with pump down.</p> <p>Stage #10 of 37: WL as follows: Pump guns down w/6342 gals SW @ 8 BPM & 3900#. Halliburton Fas Drill Fusion 275 Plug Set @ 16115'. Perforate @ 16098' - 15926'. Frac as follows: SICP 3340#. AIR 80 BPM. ASCP 7785#. Gal SW: 382600. Local 100 mesh sand: 498020#. ISDP: 3795#. Notes: Ran 1000 gal HCl acid with pump down.</p> |

MEWBOURNE OIL COMPANY
P. O. BOX 7698
TYLER, TEXAS 75711

| | | | | | | | | | |
|----------|--------------------------|----|----|---------|--------|----------|----------------------|------|-----|
| Lease | Inland 26/23 B2PI St Com | | | Well No | 1H | Location | 205' FSL & 1220' FEL | | |
| County | Lea | ST | NM | Section | 26 | TwtnShp | 21S | Rng | 34E |
| Section | | | | Blk | Survey | | | | |
| Filename | | | | | | | | Page | 14 |
| API No. | | | | | | | | | |

| DATE | DAILY REPORTS |
|------|--|
| | <p><u>Stage #11 of 37:</u> WL as follows: Pump guns down w/7224 gals SW @ 8 BPM & 4000#. Halliburton Fas Drill Fusion 275 Plug Set @ 15910'. Perforate @ 15895' - 15720'. Frac as follows: SICP 3790#. AIR 75 BPM. ASCP 8245#. Gal SW: 396972. Local 100 mesh sand: 498700#. ISDP: 3980#. Notes: Ran 1000 gal HCl acid with pump down.</p> <p><u>Stage #12 of 37:</u> WL as follows: Pump guns down w/6342 gals SW @ 8 BPM & 4000#. Halliburton Fas Drill Fusion 275 Plug Set @ 15705'. Perforate @ 15690' - 15515'. Frac as follows: SICP 3110#. AIR 83 BPM. ASCP 7570#. Gal SW: 390894. Local 100 mesh sand: 498260#. ISDP: 4200#. Notes: Ran 1000 gal HCl acid with pump down.</p> <p><u>Stage #13 of 37:</u> WL as follows: Pump guns down w/6258 gals SW @ 8 BPM & 4500#. Halliburton Fas Drill Fusion 275 Plug Set @ 15500'. Perforate @ 15485' - 15310'. Frac as follows: SICP 3030#. AIR 84 BPM. ASCP 7165#. Gal SW: 390276. Local 100 mesh sand: 498630#. ISDP: 4400#. Notes: Ran 1000 gal HCl acid with pump down.</p> <p>WL stage 14 @ report time. EDCC \$0. CTCC \$259,054. EDDC \$0. CTDC \$2,198,359. CTWC \$2,457,413. (PH-C/CW-C/MR-C/RP-C)</p> <p><u>Stage #14 of 37:</u> WL as follows: Pump guns down w/6422 gals SW @ 8 BPM & 4000#. Halliburton Fas Drill Fusion 275 Plug Set @ 15295'. Perforate @ 15280' - 15105'. Frac as follows: SICP 3070#. AIR 85 BPM. ASCP 6885#. Gal SW: 391285. Local 100 mesh sand: 485060#. ISDP: 4080#. Notes: Pumped 1000 gals of 10% HCL acid while seating ball w/pump down.</p> <p><u>Stage #15 of 37:</u> WL as follows: Pump guns down w/6594 gals SW @ 8 BPM & 4900#. Halliburton Fas Drill Fusion 275 Plug Set @ 15090'. Perforate @ 15075' - 14900'. Frac as follows: SICP 3005#. AIR 80 BPM. ASCP 6730#. Gal SW: 383782. Local 100 mesh sand: 501220#. ISDP: 3765#. Notes: Pumped 670 gals of 10% HCL acid while seating ball w/pump down.</p> <p><u>Stage #16 of 37:</u> WL as follows: Pump guns down w/6594 gals SW @ 8 BPM & 3700#. Halliburton Fas Drill Fusion 275 Plug Set @ 14885'. Perforate @ 14870' - 14700'. Frac as follows: SICP 2920#. AIR 82 BPM. ASCP 6260#. Gal SW: 387642. Local 100 mesh sand: 501900#. ISDP: 3850#. Notes: Pumped 740 gals of 10% HCL acid while seating ball w/pump down.</p> <p><u>Stage #17 of 37:</u> WL as follows: Pump guns down w/6384 gals SW @ 8 BPM & 4200#. Halliburton Fas Drill Fusion 275 Plug Set @ 14689'. Perforate @ 14670' - 14500'. Frac as follows: SICP 3050#. AIR 83 BPM. ASCP 6105#. Gal SW: 390908. Local 100 mesh sand: 498000#. ISDP: 3475#. Notes: Pumped 500 gals of 10% HCL acid while seating ball w/pump down.</p> <p><u>Stage #18 of 37:</u> WL as follows: Pump guns down w/7014 gals SW @ 8 BPM & 3800#. Halliburton Ultra Plug Set @ 14483'. Perforate @ 14470' - 14300'. Frac as follows: SICP 2590#. AIR 83 BPM. ASCP 5725#. Gal SW: 386405. Local 100 mesh sand: 493080#. ISDP: 3455#. Notes: Pumped</p> |

MEWBOURNE OIL COMPANY
P. O. BOX 7698
TYLER, TEXAS 75711

| | | | | | | | |
|----------|--------------------------|-------|---------|----|----------|----------------------|---------|
| Lease | Inland 26/23 B2PI St Com | | Well No | 1H | Location | 205' FSL & 1220' FEL | |
| County | Lea | ST NM | Section | 26 | TwtnShp | 21S | Rng 34E |
| Section | Blk | | Survey | | | | |
| Filename | | | | | | | Page 15 |
| API No. | | | | | | | |

| DATE | DAILY REPORTS |
|-------------|--|
| FEB 13 2021 | <p>500 gals of 10% HCL acid while seating ball w/pump down.</p> <p>Frac stage 19 @ report time. EDCC \$0. CTCC \$259,054. EDDC \$0. CTDC \$2,198,359. CTWC \$2,457,413. (PH-C/MGW/MR-C/RP-C)</p> <p>Stage #19 of 37: WL as follows: Pump guns down w/5670 gals SW @ 8 BPM & 3600#. Halliburton Ultra plug set @ 14283'. Perforate @ 14270' - 14100'. Frac as follows: SICP 2460#. AIR 83 BPM. ASCP 5665#. Gal SW: 390110. Local 100 mesh sand: 498780#. ISDP: 3670#. Notes: Ran 500 gal HCl acid with pump down.</p> <p>Stage #20 of 37: WL as follows: Pump guns down w/6174 gals SW @ 8 BPM & 3700#. Halliburton Ultra plug set @ 14084'. Perforate @ 14070' - 13900'. Frac as follows: SICP 2775#. AIR 81 BPM. ASCP 5755#. Gal SW: 385542. Local 100 mesh sand: 498460#. ISDP: 3450#. Notes: Ran 500 gal HCl acid with pump down.</p> <p>SD for weather. EDCC \$0. CTCC \$259,054. EDDC \$0. CTDC \$2,198,359. CTWC \$2,457,413. (MGW/MS-C/CW-C/RP-C)</p> |
| FEB 14 2021 | <p>SD for weather. EDCC \$0. CTCC \$259,054. EDDC \$0. CTDC \$2,198,359. CTWC \$2,457,413. (MGW/MS-C/CW-C/RP-C)</p> |
| FEB 15 2021 | <p>SD for weather. EDCC \$0. CTCC \$259,054. EDDC \$0. CTDC \$2,198,359. CTWC \$2,457,413.</p> |
| FEB 16 2021 | <p>Frac SD due to sand & weather. EDCC \$0. CTCC \$259,054. EDDC \$0. CTDC \$2,198,359. CTWC \$2,457,413.</p> |
| FEB 17 2021 | <p>Frac SD due to sand & weather. EDCC \$0. CTCC \$259,054. EDDC \$0. CTDC \$2,198,359. CTWC \$2,457,413.</p> |
| FEB 18 2021 | <p>Frac SD due to sand & weather. EDCC \$0. CTCC \$259,054. EDDC \$0. CTDC \$2,198,359. CTWC \$2,457,413.</p> |
| FEB 19 2021 | <p>Frac SD due to sand & weather. EDCC \$0. CTCC \$259,054. EDDC \$0. CTDC \$2,198,359. CTWC \$2,457,413.</p> |
| FEB 20 2021 | <p>Stage #21 of 37: WL as follows: Pump guns down w/5754 gals SW @ 8 BPM & 3400#. Halliburton Ultra Plug Set @ 13885'. Perforate @ 13870' - 13704'. Frac as follows: SICP 1130#. AIR 85 BPM. ASCP 6585#. Gal SW: 377218. Local 100 mesh sand: 498840#. ISDP: 3495#. Notes:</p> <p>Stage #22 of 37: WL as follows: Pump guns down w/6006 gals SW @ 8 BPM & 3500#. Halliburton Ultra Plug Set @ 13685'. Perforate @ 13670' - 13504'. Frac as follows: SICP 2415#. AIR 85 BPM. ASCP 6140#. Gal SW: 380615. Local 100 mesh sand: 499240#. ISDP: 3435#. Notes: Ran Connex charges.</p> |

MEWBOURNE OIL COMPANY
P. O. BOX 7698
TYLER, TEXAS 75711

| | | | | | | | |
|----------|--------------------------|-------|---------|----|----------|----------------------|---------|
| Lease | Inland 26/23 B2PI St Com | | Well No | 1H | Location | 205' FSL & 1220' FEL | |
| County | Lea | ST NM | Section | 26 | TwNShp | 21S | Rng 34E |
| Section | Blk | | Survey | | | | |
| Filename | | | | | | | Page 16 |
| API No. | | | | | | | |

| DATE | DAILY REPORTS |
|-------------|--|
| FEB 21 2021 | <p>Waiting to frac stage 23 @ report time. EDCC \$0. CTCC \$259,054. EDDC \$0. CTDC \$2,198,359. CTWC \$2,457,413. (MGW/MS-C/CW-C/RP-C)</p> <p>Stage #23 of 37: WL as follows: Pump guns down w/5250 gals SW @ 8 BPM & 3500#. Halliburton Ultra Plug Set @ 13485'. Perforate @ 13470' - 13300'. Frac as follows: SICP 2310#. AIR 85 BPM. ASCP 6185#. Gal SW: 388137. Local 100 mesh sand: 498340#. ISDP: 3275#. Notes: Perforated w/Connex charges</p> <p>Stage #24 of 37: WL as follows: Pump guns down w/5586 gals SW @ 8 BPM & 3500#. Halliburton Ultra Plug Set @ 13285'. Perforate @ 13270' - 13100'. Frac as follows: SICP 2580#. AIR 84 BPM. ASCP 5685#. Gal SW: 386471. Local 100 mesh sand: 495100#. ISDP: 3480#. Notes: Perforated w/Connex charges</p> <p>Stage #25 of 37: WL as follows: Pump guns down w/5418 gals SW @ 8 BPM & 3500#. Halliburton Ultra Plug Set @ 13085'. Perforate @ 13070' - 12900'. Frac as follows: SICP 2605#. AIR 85 BPM. ASCP 5925#. Gal SW: 383046. Local 100 mesh sand: 498260#. ISDP: 3470#. Notes: Perforated w/Connex charges</p> <p>Stage #26 of 37: WL as follows: Pump guns down w/4494 gals SW @ 8 BPM & 3500#. Halliburton Ultra Plug Set @ 12885'. Perforate @ 12872' - 12700'. Frac as follows: SICP 2865#. AIR 85 BPM. ASCP 5990#. Gal SW: 381595. Local 100 mesh sand: 498680#. ISDP: 3430#. Notes: Perforated w/Connex charges</p> <p>Stage #27 of 37: WL as follows: Pump guns down w/3990 gals SW @ 8 BPM & 3500#. Halliburton Ultra Plug Set @ 12685'. Perforate @ 12670' - 12500'. Frac as follows: SICP 2980#. AIR 85 BPM. ASCP 5635#. Gal SW: 382842. Local 100 mesh sand: 498480#. ISDP: 2695#. Notes: Switched back to regular charges</p> <p>Frac stage 28 @ report time. EDCC \$0. CTCC \$259,054. EDDC \$0. CTDC \$2,198,359. CTWC \$2,457,413. (MGW/MS-C/CW-C/RP-C)</p> |
| FEB 22 2021 | <p>Stage #28 of 37: WL as follows: Pump guns down w/3738 gals SW @ 8 BPM & 3700#. Halliburton Ultra Plug Set @ 12485'. Perforate @ 12470' - 12300'. Frac as follows: SICP 3080#. AIR 85 BPM. ASCP 5790#. Gal SW: 376776. Local 100 mesh sand: 497500#. ISDP: 3540#. Notes:</p> <p>Stage #29 of 37: WL as follows: Pump guns down w/3570 gals SW @ 8 BPM & 3700#. Halliburton Ultra Plug Set @ 12285'. Perforate @ 12270' - 12101'. Frac as follows: SICP 3035#. AIR 84 BPM. ASCP 5940#. Gal SW: 393100. Local 100 mesh sand: 498550#. ISDP: 3980#. Notes:</p> <p>Stage #30 of 37: WL as follows: Pump guns down w/3486 gals SW @ 8 BPM & 3800#. Halliburton Ultra Plug Set @ 12085'. Perforate @ 12070' - 11900'. Frac as follows: SICP 3035#. AIR 85 BPM.</p> |

MEWBOURNE OIL COMPANY
P. O. BOX 7698
TYLER, TEXAS 75711

| | | | | | | | | | |
|----------|--------------------------|----|-----|---------|----|----------|----------------------|-----|-----|
| Lease | Inland 26/23 B2PI St Com | | | Well No | 1H | Location | 205' FSL & 1220' FEL | | |
| County | Lea | ST | NM | Section | 26 | TwNShp | 21S | Rng | 34E |
| Section | | | Blk | Survey | | | | | |
| Filename | | | | | | | Page | 17 | |
| API No. | | | | | | | | | |

| DATE | DAILY REPORTS |
|-------------|--|
| | <p>ASCP 5795#. Gal SW: 381413. Local 100 mesh sand: 498140#. ISDP: 3740#. Notes:</p> <p><u>Stage #31 of 37:</u> WL as follows: Pump guns down w/3024 gals SW @ 8 BPM & 3700#. Halliburton Ultra Plug Set @ 11882'. Perforate @ 11870' - 11700'. Frac as follows: SICP 3115#. AIR 85 BPM. ASCP 5800#. Gal SW: 383302. Local 100 mesh sand: 498700#. ISDP: 3805#. Notes:</p> <p><u>Stage #32 of 37:</u> WL as follows: Pump guns down w/2268 gals SW @ 8 BPM & 3500#. Halliburton Ultra Plug Set @ 11685'. Perforate @ 11670' - 11500'. Frac as follows: SICP 3080#. AIR 85 BPM. ASCP 6495#. Gal SW: 380408. Local 100 mesh sand: 498200#. ISDP: 3680#. Notes:</p> <p><u>Stage #33 of 37:</u> WL as follows: Pump guns down w/2142 gals SW @ 8 BPM & 3800#. Halliburton Ultra Plug Set @ 11485'. Perforate @ 11470' - 11300'. Frac as follows: SICP 3070#. AIR 85 BPM. ASCP 5680#. Gal SW: 380058. Local 100 mesh sand: 502880#. ISDP: 2960#. Notes:</p> <p>Frac stage 34 @ report time. EDCC \$0. CTCC \$259,054. EDDC \$0. CTDC \$2,198,359. CTWC \$2,457,413. (MGW/MS-C/CW-C/RP-C)</p> <p><u>Stage #34 of 37:</u> WL as follows: Pump guns down w/1764 gals SW @ 8 BPM & 3700#. Halliburton Ultra Plug Set @ 11285'. Perforate @ 11270' - 11100'. Frac as follows: SICP 3020#. AIR 85 BPM. ASCP 5525#. Gal SW: 390649. Local 100 mesh sand: 495840#. ISDP: 3600#. Notes:</p> <p><u>Stage #35 of 37:</u> WL as follows: Pump guns down w/1176 gals SW @ 8 BPM & 3700#. Halliburton Ultra Plug Set @ 11085'. Perforate @ 11070' - 10900'. Frac as follows: SICP 3030#. AIR 85 BPM. ASCP 5585#. Gal SW: 388220. Local 100 mesh sand: 498960#. ISDP: 3900#. Notes:</p> <p><u>Stage #36 of 37:</u> WL as follows: Pump guns down w/1890 gals SW @ 8 BPM & 3800#. Halliburton Ultra Plug Set @ 10885'. Perforate @ 10870' - 10700'. Frac as follows: SICP 3025#. AIR 85 BPM. ASCP 5415#. Gal SW: 384096. Local 100 mesh sand: 498820#. ISDP: 3640#. Notes: Pumped 750 gals 10% HCl Acid behind ball w/PD</p> <p><u>Stage #37 of 37:</u> WL as follows: Pump guns down w/1050 gals SW @ 8 BPM & 3900#. Halliburton Ultra Plug Set @ 10685'. Perforate @ 10672' - 10500'. Frac as follows: SICP 3135#. AIR 85 BPM. ASCP 5790#. Gal SW: 390691. Local 100 mesh sand: 498700#. ISDP: 3680#. Notes: Perforated w/Connex charges. Pumped 750 gals 10% HCl Acid behind ball w/PD.</p> <p>5 min 3570#, 10 min 3495#, 15 min 3450#. AIR 82 BPM. ASCP 6520#. Pumped 359017 BFW. (359017 BLWTR). Frac horizontal Bone Springs w/15078714 gals (>1000 TDS but <10000 TDS) slickwater, carrying 18427860# local 100 mesh sand. RDMO Universal & frac equipment. EDCC \$1,994,687. CTCC \$2,253,741. EDDC \$0. CTDC \$2,198,359. CTWC \$4,452,100. (MGW/MS-C/CW-C/RP-C)</p> |
| FEB 23 2021 | |
| FEB 24 2021 | WO DO. EDCC \$0. CTCC \$2,253,741. EDDC \$0. CTDC \$2,198,359. CTWC \$4,452,100. |

MEWBOURNE OIL COMPANY
P. O. BOX 7698
TYLER, TEXAS 75711

Lease

Inland 26/23 B2PI St Com

Well No

1H

Location

205' FSL & 1220' FEL

County

Lea

ST

NM

Section

26

TwtnShp

21S

Rng

34E

Section

Blk

Survey

Filename

Page

18

API No.

| DATE | DAILY REPORTS | | | | | | | | | | | | | | | | | | | | | | | | | | | | | | | | | | | | | | | | | | | | | | | | | | | | | | | | | | | | | | | | | | | | | | | | |
|--------------|--|---------------------------|------------|---------------------------|------------|---------------|------|-----------|-------|-----------|--------|-----|-------|-----------|-------|-----------|--------|---------|-------|-----------|-------|-----------|--------|--------|-------|-----------|-------|-----------|--------|---------|-------|-----------|-------|-----------|--------|--------|-----|-----------|-------|-----------|--------|---------|-----|-----------|-------|-----------|--------|---------|-----|-----------|-------|-----------|--------|---------|-----|-----------|-------|-----------|--------|---------|-----|-----------|-------|-----------|--------|---------|-----|-----------|-------|-----------|--------|---------|-----|
| FEB 25 2021 | WO DO. EDCC \$0. CTCC \$2,253,741. EDDC \$0. CTDC \$2,198,359. CTWC \$4,452,100. | | | | | | | | | | | | | | | | | | | | | | | | | | | | | | | | | | | | | | | | | | | | | | | | | | | | | | | | | | | | | | | | | | | | | | | | |
| FEB 26 2021 | WO DO. EDCC \$0. CTCC \$2,253,741. EDDC \$0. CTDC \$2,198,359. CTWC \$4,452,100. | | | | | | | | | | | | | | | | | | | | | | | | | | | | | | | | | | | | | | | | | | | | | | | | | | | | | | | | | | | | | | | | | | | | | | | | |
| MAR 01 2021 | WO DO. EDCC \$0. CTCC \$2,253,741. EDDC \$0. CTDC \$2,198,359. CTWC \$4,452,100. | | | | | | | | | | | | | | | | | | | | | | | | | | | | | | | | | | | | | | | | | | | | | | | | | | | | | | | | | | | | | | | | | | | | | | | | |
| MAR 02 2021 | WO DO. EDCC \$0. CTCC \$2,253,741. EDDC \$0. CTDC \$2,198,359. CTWC \$4,452,100. | | | | | | | | | | | | | | | | | | | | | | | | | | | | | | | | | | | | | | | | | | | | | | | | | | | | | | | | | | | | | | | | | | | | | | | | |
| MAR 03 2021 | WO DO. (359017 BLWTR). EDCC \$0. CTCC \$2,253,741. EDDC \$0. CTDC \$2,198,359. CTWC \$4,452,100. | | | | | | | | | | | | | | | | | | | | | | | | | | | | | | | | | | | | | | | | | | | | | | | | | | | | | | | | | | | | | | | | | | | | | | | | |
| MAR 04 2021 | WO DO. (359017 BLWTR). EDCC \$0. CTCC \$2,253,741. EDDC \$0. CTDC \$2,198,359. CTWC \$4,452,100. | | | | | | | | | | | | | | | | | | | | | | | | | | | | | | | | | | | | | | | | | | | | | | | | | | | | | | | | | | | | | | | | | | | | | | | | |
| MAR 05 2021 | SICP 2150#. <div><div><div>Time</div><div>1:00 P.M.</div></div><div><div>Ck</div><div>26/64"</div></div><div><div>FCP</div><div>1100#</div></div><div><div>BW/hr</div><div>210</div></div><div><div>Sand</div><div>light</div></div></div> SWI. WO DO. Recovered 400 BW in 2 hrs (358617 BLWTR, Recovered 1%). EDCC \$5,000. CTCC \$2,258,741. EDDC \$0. CTDC \$2,198,359. CTWC \$4,457,100. (CMB) | | | | | | | | | | | | | | | | | | | | | | | | | | | | | | | | | | | | | | | | | | | | | | | | | | | | | | | | | | | | | | | | | | | | | | | | |
| MAR 08 2021 | SWI. WO DO. (358617 BLWTR, Recovered 1%). EDCC \$0. CTCC \$2,258,741. EDDC \$0. CTDC \$2,198,359. CTWC \$4,457,100. | | | | | | | | | | | | | | | | | | | | | | | | | | | | | | | | | | | | | | | | | | | | | | | | | | | | | | | | | | | | | | | | | | | | | | | | |
| MAR 09 2021 | SWI. WO DO. (358617 BLWTR, Recovered 1%). EDCC \$0. CTCC \$2,258,741. EDDC \$0. CTDC \$2,198,359. CTWC \$4,457,100. | | | | | | | | | | | | | | | | | | | | | | | | | | | | | | | | | | | | | | | | | | | | | | | | | | | | | | | | | | | | | | | | | | | | | | | | |
| MAR 10 2021 | WO DO. (358617 BLWTR, recovered 1%). EDCC \$0. CTCC \$2,258,741. EDDC \$0. CTDC \$2,198,359. CTWC \$4,457,100. | | | | | | | | | | | | | | | | | | | | | | | | | | | | | | | | | | | | | | | | | | | | | | | | | | | | | | | | | | | | | | | | | | | | | | | | |
| MAR 11 2021 | SICP 2000#. MIRU KLX 2 3⁄8" CT, TTS tools & DO equipment. Held safety meeting & pressure tested to 7500#, held OK. RIH w/3 3⁄4" Varel bit (SN#1684399), 3 1⁄8" motor, XRV, hydraulic disconnect, jars, dual flapper, weld on coil connector & 2 3⁄8" coil tbg to 9650'. Broke circulation w/4.5 BPM & set returns to 9 BPM @ 800#. RIH & drill plugs as follows: <table><tr><th>Plug #/Depth</th><th>Plug Type</th><th>Pump / Return Rates / FCP</th><th>Drill Time</th><th>Between Plugs</th><th>Sand</th></tr><tr><td>37/10685'</td><td>Ultra</td><td>4.5/8/800</td><td>3 mins</td><td>N/A</td><td>Light</td></tr><tr><td>36/10885'</td><td>Ultra</td><td>4.5/8/800</td><td>5 mins</td><td>11 mins</td><td>Light</td></tr><tr><td>35/11085'</td><td>Ultra</td><td>4.5/8/800</td><td>5 mins</td><td>11mins</td><td>Light</td></tr><tr><td>34/11285'</td><td>Ultra</td><td>4.5/8/800</td><td>7 mins</td><td>11 mins</td><td>Light</td></tr><tr><td>33/11485'</td><td>Ultra</td><td>4.5/9/800</td><td>6 mins</td><td>9 mins</td><td>Med</td></tr><tr><td>32/11685'</td><td>Ultra</td><td>4.5/9/800</td><td>5 mins</td><td>13 mins</td><td>Med</td></tr><tr><td>31/11882'</td><td>Ultra</td><td>4.5/9/800</td><td>7 mins</td><td>10 mins</td><td>Med</td></tr><tr><td>30/12085'</td><td>Ultra</td><td>4.5/9/800</td><td>6 mins</td><td>12 mins</td><td>Med</td></tr><tr><td>29/12285'</td><td>Ultra</td><td>4.5/9/800</td><td>5 mins</td><td>12 mins</td><td>Med</td></tr><tr><td>28/12485'</td><td>Ultra</td><td>4.5/9/900</td><td>5 mins</td><td>10 mins</td><td>Med</td></tr><tr><td>27/12685'</td><td>Ultra</td><td>4.5/9/900</td><td>6 mins</td><td>10 mins</td><td>Med</td></tr></table> | Plug #/Depth | Plug Type | Pump / Return Rates / FCP | Drill Time | Between Plugs | Sand | 37/10685' | Ultra | 4.5/8/800 | 3 mins | N/A | Light | 36/10885' | Ultra | 4.5/8/800 | 5 mins | 11 mins | Light | 35/11085' | Ultra | 4.5/8/800 | 5 mins | 11mins | Light | 34/11285' | Ultra | 4.5/8/800 | 7 mins | 11 mins | Light | 33/11485' | Ultra | 4.5/9/800 | 6 mins | 9 mins | Med | 32/11685' | Ultra | 4.5/9/800 | 5 mins | 13 mins | Med | 31/11882' | Ultra | 4.5/9/800 | 7 mins | 10 mins | Med | 30/12085' | Ultra | 4.5/9/800 | 6 mins | 12 mins | Med | 29/12285' | Ultra | 4.5/9/800 | 5 mins | 12 mins | Med | 28/12485' | Ultra | 4.5/9/900 | 5 mins | 10 mins | Med | 27/12685' | Ultra | 4.5/9/900 | 6 mins | 10 mins | Med |
| Plug #/Depth | Plug Type | Pump / Return Rates / FCP | Drill Time | Between Plugs | Sand | | | | | | | | | | | | | | | | | | | | | | | | | | | | | | | | | | | | | | | | | | | | | | | | | | | | | | | | | | | | | | | | | | | | |
| 37/10685' | Ultra | 4.5/8/800 | 3 mins | N/A | Light | | | | | | | | | | | | | | | | | | | | | | | | | | | | | | | | | | | | | | | | | | | | | | | | | | | | | | | | | | | | | | | | | | | | |
| 36/10885' | Ultra | 4.5/8/800 | 5 mins | 11 mins | Light | | | | | | | | | | | | | | | | | | | | | | | | | | | | | | | | | | | | | | | | | | | | | | | | | | | | | | | | | | | | | | | | | | | | |
| 35/11085' | Ultra | 4.5/8/800 | 5 mins | 11mins | Light | | | | | | | | | | | | | | | | | | | | | | | | | | | | | | | | | | | | | | | | | | | | | | | | | | | | | | | | | | | | | | | | | | | | |
| 34/11285' | Ultra | 4.5/8/800 | 7 mins | 11 mins | Light | | | | | | | | | | | | | | | | | | | | | | | | | | | | | | | | | | | | | | | | | | | | | | | | | | | | | | | | | | | | | | | | | | | | |
| 33/11485' | Ultra | 4.5/9/800 | 6 mins | 9 mins | Med | | | | | | | | | | | | | | | | | | | | | | | | | | | | | | | | | | | | | | | | | | | | | | | | | | | | | | | | | | | | | | | | | | | | |
| 32/11685' | Ultra | 4.5/9/800 | 5 mins | 13 mins | Med | | | | | | | | | | | | | | | | | | | | | | | | | | | | | | | | | | | | | | | | | | | | | | | | | | | | | | | | | | | | | | | | | | | | |
| 31/11882' | Ultra | 4.5/9/800 | 7 mins | 10 mins | Med | | | | | | | | | | | | | | | | | | | | | | | | | | | | | | | | | | | | | | | | | | | | | | | | | | | | | | | | | | | | | | | | | | | | |
| 30/12085' | Ultra | 4.5/9/800 | 6 mins | 12 mins | Med | | | | | | | | | | | | | | | | | | | | | | | | | | | | | | | | | | | | | | | | | | | | | | | | | | | | | | | | | | | | | | | | | | | | |
| 29/12285' | Ultra | 4.5/9/800 | 5 mins | 12 mins | Med | | | | | | | | | | | | | | | | | | | | | | | | | | | | | | | | | | | | | | | | | | | | | | | | | | | | | | | | | | | | | | | | | | | | |
| 28/12485' | Ultra | 4.5/9/900 | 5 mins | 10 mins | Med | | | | | | | | | | | | | | | | | | | | | | | | | | | | | | | | | | | | | | | | | | | | | | | | | | | | | | | | | | | | | | | | | | | | |
| 27/12685' | Ultra | 4.5/9/900 | 6 mins | 10 mins | Med | | | | | | | | | | | | | | | | | | | | | | | | | | | | | | | | | | | | | | | | | | | | | | | | | | | | | | | | | | | | | | | | | | | | |

MEWBOURNE OIL COMPANY
P. O. BOX 7698
TYLER, TEXAS 75711

Lease

Inland 26/23 B2PI St Com

Well No

1H

Location

205' FSL & 1220' FEL

County

Lea

ST

NM

Section

26

TwNShp

21S

Rng

34E

Section

Blk

Survey

Filename

Page

19

API No.

| DATE | DAILY REPORTS | | | | | | | | | | | | | | | | | | | | | | | | | | | | | | | | | | | | | | | | | | | | | | | | | | | | | | | | | | | | |
|---|---|---------------------------|---------------------------|---------------------------|---------------|---------------|-----------|-----------|-----------|-----------|--------|---------|-----------|-----------|-----------|-----------|---------|---------|-----------|-----------|-----------|-----------|---------|---------|-----------|-----------|-----------|-----------|---------|---------|-----------|-----------|-----------|-----------|---------|---------|-----|-----------|--------|-----------|--------|---------|-----|-----------|--------|-----------|--------|---------|-----|----------|--------|-----------|-----|---------|-----|----------|----------|-----------|--------|---------|-----|
| | <table><tr><td>26/12885'</td><td>Ultra</td><td>4.5/9/900</td><td>5 mins</td><td>9 mins</td><td>Med</td></tr><tr><td>25/13085'</td><td>Ultra</td><td>4.5/9/900</td><td>5 mins</td><td>11 mins</td><td>Med</td></tr><tr><td>24/13285'</td><td>Ultra</td><td>4.5/9/900</td><td>2 mins</td><td>15 mins</td><td>Med</td></tr><tr><td>23/13485'</td><td>Ultra</td><td>4.5/9/900</td><td>3 mins</td><td>14 mins</td><td>Med</td></tr><tr><td>22/13685'</td><td>Ultra</td><td>4.5/9/900</td><td>6 mins</td><td>14 mins</td><td>Med</td></tr><tr><td>21/13885'</td><td>Ultra</td><td>4.5/9/900</td><td>7 mins</td><td>10 mins</td><td>Med</td></tr><tr><td>20/14085'</td><td>Ultra</td><td>4.5/9/900</td><td>2 mins</td><td>14 mins</td><td>Med</td></tr><tr><td>19/14283'</td><td>Ultra</td><td>4.5/9/900</td><td>3 mins</td><td>16 mins</td><td>Med</td></tr></table> | 26/12885' | Ultra | 4.5/9/900 | 5 mins | 9 mins | Med | 25/13085' | Ultra | 4.5/9/900 | 5 mins | 11 mins | Med | 24/13285' | Ultra | 4.5/9/900 | 2 mins | 15 mins | Med | 23/13485' | Ultra | 4.5/9/900 | 3 mins | 14 mins | Med | 22/13685' | Ultra | 4.5/9/900 | 6 mins | 14 mins | Med | 21/13885' | Ultra | 4.5/9/900 | 7 mins | 10 mins | Med | 20/14085' | Ultra | 4.5/9/900 | 2 mins | 14 mins | Med | 19/14283' | Ultra | 4.5/9/900 | 3 mins | 16 mins | Med | | | | | | | | | | | | |
| | 26/12885' | Ultra | 4.5/9/900 | 5 mins | 9 mins | Med | | | | | | | | | | | | | | | | | | | | | | | | | | | | | | | | | | | | | | | | | | | | | | | | | | | | | | | |
| | 25/13085' | Ultra | 4.5/9/900 | 5 mins | 11 mins | Med | | | | | | | | | | | | | | | | | | | | | | | | | | | | | | | | | | | | | | | | | | | | | | | | | | | | | | | |
| | 24/13285' | Ultra | 4.5/9/900 | 2 mins | 15 mins | Med | | | | | | | | | | | | | | | | | | | | | | | | | | | | | | | | | | | | | | | | | | | | | | | | | | | | | | | |
| | 23/13485' | Ultra | 4.5/9/900 | 3 mins | 14 mins | Med | | | | | | | | | | | | | | | | | | | | | | | | | | | | | | | | | | | | | | | | | | | | | | | | | | | | | | | |
| | 22/13685' | Ultra | 4.5/9/900 | 6 mins | 14 mins | Med | | | | | | | | | | | | | | | | | | | | | | | | | | | | | | | | | | | | | | | | | | | | | | | | | | | | | | | |
| | 21/13885' | Ultra | 4.5/9/900 | 7 mins | 10 mins | Med | | | | | | | | | | | | | | | | | | | | | | | | | | | | | | | | | | | | | | | | | | | | | | | | | | | | | | | |
| | 20/14085' | Ultra | 4.5/9/900 | 2 mins | 14 mins | Med | | | | | | | | | | | | | | | | | | | | | | | | | | | | | | | | | | | | | | | | | | | | | | | | | | | | | | | |
| | 19/14283' | Ultra | 4.5/9/900 | 3 mins | 16 mins | Med | | | | | | | | | | | | | | | | | | | | | | | | | | | | | | | | | | | | | | | | | | | | | | | | | | | | | | | |
| | RIH to 14440'. Made 1000' short trip in 67 mins w/no drag. RIH & drill plugs as follows: | | | | | | | | | | | | | | | | | | | | | | | | | | | | | | | | | | | | | | | | | | | | | | | | | | | | | | | | | | | | |
| <table><tr><th>Plug #/Depth</th><th>Plug Type</th><th>Pump / Return Rates / FCP</th><th>Drill Time</th><th>Between Plugs</th><th>Sand</th></tr><tr><td>18/14483'</td><td>Ultra</td><td>4.5/9/900</td><td>3 mins</td><td>N/A</td><td>Med</td></tr><tr><td>17/14689'</td><td>Fusion</td><td>4.5/9/900</td><td>4 mins</td><td>18 mins</td><td>Med</td></tr><tr><td>16/14885'</td><td>Fusion</td><td>4.5/9/900</td><td>7 mins</td><td>15 mins</td><td>Med</td></tr><tr><td>15/15090'</td><td>Fusion</td><td>4.5/9/900</td><td>5 mins</td><td>14 mins</td><td>Med</td></tr><tr><td>14/15295'</td><td>Fusion</td><td>4.5/9/900</td><td>2 mins</td><td>20 mins</td><td>Med</td></tr></table> | Plug #/Depth | Plug Type | Pump / Return Rates / FCP | Drill Time | Between Plugs | Sand | 18/14483' | Ultra | 4.5/9/900 | 3 mins | N/A | Med | 17/14689' | Fusion | 4.5/9/900 | 4 mins | 18 mins | Med | 16/14885' | Fusion | 4.5/9/900 | 7 mins | 15 mins | Med | 15/15090' | Fusion | 4.5/9/900 | 5 mins | 14 mins | Med | 14/15295' | Fusion | 4.5/9/900 | 2 mins | 20 mins | Med | | | | | | | | | | | | | | | | | | | | | | | | | |
| Plug #/Depth | Plug Type | Pump / Return Rates / FCP | Drill Time | Between Plugs | Sand | | | | | | | | | | | | | | | | | | | | | | | | | | | | | | | | | | | | | | | | | | | | | | | | | | | | | | | | |
| 18/14483' | Ultra | 4.5/9/900 | 3 mins | N/A | Med | | | | | | | | | | | | | | | | | | | | | | | | | | | | | | | | | | | | | | | | | | | | | | | | | | | | | | | | |
| 17/14689' | Fusion | 4.5/9/900 | 4 mins | 18 mins | Med | | | | | | | | | | | | | | | | | | | | | | | | | | | | | | | | | | | | | | | | | | | | | | | | | | | | | | | | |
| 16/14885' | Fusion | 4.5/9/900 | 7 mins | 15 mins | Med | | | | | | | | | | | | | | | | | | | | | | | | | | | | | | | | | | | | | | | | | | | | | | | | | | | | | | | | |
| 15/15090' | Fusion | 4.5/9/900 | 5 mins | 14 mins | Med | | | | | | | | | | | | | | | | | | | | | | | | | | | | | | | | | | | | | | | | | | | | | | | | | | | | | | | | |
| 14/15295' | Fusion | 4.5/9/900 | 2 mins | 20 mins | Med | | | | | | | | | | | | | | | | | | | | | | | | | | | | | | | | | | | | | | | | | | | | | | | | | | | | | | | | |
| RIH to plug #13 @ report time. Recovered 2430 bbls while drilling (356187 BLWTR, recovered 1%). EDCC \$0. CTCC \$2,258,741. EDDC \$0. CTDC \$2,198,359. CTWC \$4,457,100. (JW-C/CJ-C) | | | | | | | | | | | | | | | | | | | | | | | | | | | | | | | | | | | | | | | | | | | | | | | | | | | | | | | | | | | | | |
| MAR 12 2021 | FCP 800#. Continue RIH & drill plugs as follows: | | | | | | | | | | | | | | | | | | | | | | | | | | | | | | | | | | | | | | | | | | | | | | | | | | | | | | | | | | | | |
| | <table><tr><th>Plug #/Depth</th><th>Plug Type</th><th>Pump / Return Rates / FCP</th><th>Drill Time</th><th>Between Plugs</th><th>Sand</th></tr><tr><td>13/15500'</td><td>Fusion</td><td>4.5/9/900</td><td>DNS</td><td>15 mins</td><td>Med</td></tr><tr><td>12/15705'</td><td>Fusion</td><td>4.5/9/900</td><td>7 mins</td><td>23 mins</td><td>Med</td></tr><tr><td>11/15910'</td><td>Fusion</td><td>4.5/9/800</td><td>7 mins</td><td>25 mins</td><td>Med</td></tr><tr><td>10/16115'</td><td>Fusion</td><td>4.5/9/800</td><td>7 mins</td><td>24 mins</td><td>Med</td></tr></table> | Plug #/Depth | Plug Type | Pump / Return Rates / FCP | Drill Time | Between Plugs | Sand | 13/15500' | Fusion | 4.5/9/900 | DNS | 15 mins | Med | 12/15705' | Fusion | 4.5/9/900 | 7 mins | 23 mins | Med | 11/15910' | Fusion | 4.5/9/800 | 7 mins | 25 mins | Med | 10/16115' | Fusion | 4.5/9/800 | 7 mins | 24 mins | Med | | | | | | | | | | | | | | | | | | | | | | | | | | | | | | |
| Plug #/Depth | Plug Type | Pump / Return Rates / FCP | Drill Time | Between Plugs | Sand | | | | | | | | | | | | | | | | | | | | | | | | | | | | | | | | | | | | | | | | | | | | | | | | | | | | | | | | |
| 13/15500' | Fusion | 4.5/9/900 | DNS | 15 mins | Med | | | | | | | | | | | | | | | | | | | | | | | | | | | | | | | | | | | | | | | | | | | | | | | | | | | | | | | | |
| 12/15705' | Fusion | 4.5/9/900 | 7 mins | 23 mins | Med | | | | | | | | | | | | | | | | | | | | | | | | | | | | | | | | | | | | | | | | | | | | | | | | | | | | | | | | |
| 11/15910' | Fusion | 4.5/9/800 | 7 mins | 25 mins | Med | | | | | | | | | | | | | | | | | | | | | | | | | | | | | | | | | | | | | | | | | | | | | | | | | | | | | | | | |
| 10/16115' | Fusion | 4.5/9/800 | 7 mins | 24 mins | Med | | | | | | | | | | | | | | | | | | | | | | | | | | | | | | | | | | | | | | | | | | | | | | | | | | | | | | | | |
| RIH to 15630'. Made 500' short trip in 44 mins w/no drag. RIH & drill plugs as follows: | | | | | | | | | | | | | | | | | | | | | | | | | | | | | | | | | | | | | | | | | | | | | | | | | | | | | | | | | | | | | |
| | <table><tr><th>Plug #/Depth</th><th>Plug Type</th><th>Pump / Return Rates / FCP</th><th>Drill Time</th><th>Between Plugs</th><th>Sand</th></tr><tr><td>9/16234'</td><td>Fusion</td><td>4.5/9/800</td><td>8 mins</td><td>N/A</td><td>Med</td></tr><tr><td>8/16525'</td><td>Fusion</td><td>4.5/9/800</td><td>7 mins</td><td>24 mins</td><td>Med</td></tr><tr><td>7/16730'</td><td>Fusion</td><td>4.5/9/800</td><td>DNS</td><td>23 mins</td><td>Med</td></tr><tr><td>6/16936'</td><td>Fusion</td><td>4.5/9/800</td><td>DNS</td><td>19 mins</td><td>Med</td></tr><tr><td>5/17130'</td><td>Fusion</td><td>4.5/9/800</td><td>10 mins</td><td>18 mins</td><td>Med</td></tr><tr><td>4/17330'</td><td>Fusion</td><td>4.5/9/800</td><td>7 mins</td><td>34 mins</td><td>Med</td></tr><tr><td>3/17530'</td><td>Fusion</td><td>4.5/9/800</td><td>9 mins</td><td>36 mins</td><td>Med</td></tr><tr><td>2/17730'</td><td>Fusion</td><td>4.5/9/800</td><td>DNS</td><td>50 mins</td><td>Med</td></tr><tr><td>1/17894'</td><td>Fasdrill</td><td>4.5/9/800</td><td>6 mins</td><td>50 mins</td><td>Med</td></tr></table> | Plug #/Depth | Plug Type | Pump / Return Rates / FCP | Drill Time | Between Plugs | Sand | 9/16234' | Fusion | 4.5/9/800 | 8 mins | N/A | Med | 8/16525' | Fusion | 4.5/9/800 | 7 mins | 24 mins | Med | 7/16730' | Fusion | 4.5/9/800 | DNS | 23 mins | Med | 6/16936' | Fusion | 4.5/9/800 | DNS | 19 mins | Med | 5/17130' | Fusion | 4.5/9/800 | 10 mins | 18 mins | Med | 4/17330' | Fusion | 4.5/9/800 | 7 mins | 34 mins | Med | 3/17530' | Fusion | 4.5/9/800 | 9 mins | 36 mins | Med | 2/17730' | Fusion | 4.5/9/800 | DNS | 50 mins | Med | 1/17894' | Fasdrill | 4.5/9/800 | 6 mins | 50 mins | Med |
| Plug #/Depth | Plug Type | Pump / Return Rates / FCP | Drill Time | Between Plugs | Sand | | | | | | | | | | | | | | | | | | | | | | | | | | | | | | | | | | | | | | | | | | | | | | | | | | | | | | | | |
| 9/16234' | Fusion | 4.5/9/800 | 8 mins | N/A | Med | | | | | | | | | | | | | | | | | | | | | | | | | | | | | | | | | | | | | | | | | | | | | | | | | | | | | | | | |
| 8/16525' | Fusion | 4.5/9/800 | 7 mins | 24 mins | Med | | | | | | | | | | | | | | | | | | | | | | | | | | | | | | | | | | | | | | | | | | | | | | | | | | | | | | | | |
| 7/16730' | Fusion | 4.5/9/800 | DNS | 23 mins | Med | | | | | | | | | | | | | | | | | | | | | | | | | | | | | | | | | | | | | | | | | | | | | | | | | | | | | | | | |
| 6/16936' | Fusion | 4.5/9/800 | DNS | 19 mins | Med | | | | | | | | | | | | | | | | | | | | | | | | | | | | | | | | | | | | | | | | | | | | | | | | | | | | | | | | |
| 5/17130' | Fusion | 4.5/9/800 | 10 mins | 18 mins | Med | | | | | | | | | | | | | | | | | | | | | | | | | | | | | | | | | | | | | | | | | | | | | | | | | | | | | | | | |
| 4/17330' | Fusion | 4.5/9/800 | 7 mins | 34 mins | Med | | | | | | | | | | | | | | | | | | | | | | | | | | | | | | | | | | | | | | | | | | | | | | | | | | | | | | | | |
| 3/17530' | Fusion | 4.5/9/800 | 9 mins | 36 mins | Med | | | | | | | | | | | | | | | | | | | | | | | | | | | | | | | | | | | | | | | | | | | | | | | | | | | | | | | | |
| 2/17730' | Fusion | 4.5/9/800 | DNS | 50 mins | Med | | | | | | | | | | | | | | | | | | | | | | | | | | | | | | | | | | | | | | | | | | | | | | | | | | | | | | | | |
| 1/17894' | Fasdrill | 4.5/9/800 | 6 mins | 50 mins | Med | | | | | | | | | | | | | | | | | | | | | | | | | | | | | | | | | | | | | | | | | | | | | | | | | | | | | | | | |
| Circulate hole clean. POOH. SWI. RDMO KLX CT & TTS tools. Recovered 2970 bbls while drilling (353217 BLWTR, recovered 2%). EDCC \$91,000. CTCC \$2,349,741. EDDC \$0. CTDC \$2,198,359. CTWC \$4,548,100. (GH-C/CJ-C) | | | | | | | | | | | | | | | | | | | | | | | | | | | | | | | | | | | | | | | | | | | | | | | | | | | | | | | | | | | | | |
| MAR 15 2021 | SI for offset DO. (353217 BLWTR, recovered 2%). EDCC \$0. CTCC \$2,349,741. EDDC \$0. | | | | | | | | | | | | | | | | | | | | | | | | | | | | | | | | | | | | | | | | | | | | | | | | | | | | | | | | | | | | |

MEWBOURNE OIL COMPANY
P. O. BOX 7698
TYLER, TEXAS 75711

Lease

Inland 26/23 B2PI St Com

Well No

1H

Location

205' FSL & 1220' FEL

County

Lea

ST

NM

Section

26

TwtnShp

21S

Rng

34E

Section

Blk

Survey

Filename

Page

20

API No.

| DATE | DAILY REPORTS |
|-------------|---|
| | CTDC \$2,198,359. CTWC \$4,548,100. |
| MAR 16 2021 | Prep to PWOL. (353217 BLWTR, recovered 2%). EDCC \$0. CTCC \$2,349,741. EDDC \$0. CTDC \$2,198,359. CTWC \$4,548,100. |
| MAR 17 2021 | SICP 1580#. (3532217 BLWTR, recovered 2%). PWOL for initial sales to 3 Bear MM #213008001 & Inland 26/23 B2OJ St Com #1H Battery @ 4:00 P.M. Switch to pumper gauges. EDCC \$0. CTCC \$2,349,741. EDDC \$0. CTDC \$2,198,359. CTWC \$4,548,100. (CR/DJ) |
| MAR 18 2021 | FCP 1025# on 40/64" ck. 0 BO, 1705 BW, 115 MCF. LP 75#. (328858 BLWTR, recovered 8%). |
| MAR 19 2021 | FCP 925# on 40/64" ck. 743 BO, 4027 BW, 520 MCF. LP 90#. (324831 BLWTR, recovered 10%). |
| MAR 20 2021 | FCP 930# on 42/64" ck. 928 BO, 3962 BW, 1043 MCF. LP 85#. (320569 BLWTR, recovered 11%). |
| MAR 21 2021 | FCP 930# on 44/64" ck. 1267 BO, 3927 BW, 1656 MCF. LP 100#. (316942 BLWTR, recovered 12%). |
| MAR 22 2021 | FCP 650# on 46/64" ck. 1385 BO, 3615 BW, 1802 MCF. LP 100#. (313327 BLWTR, recovered 13%). |
| MAR 23 2021 | FCP 605# on 52/64" ck. 1495 BO, 3551 BW, 1926 MCF. LP 105#. (309776 BLWTR, recovered 14%). |
| MAR 24 2021 | FCP 575# on 54/64" ck. 1512 BO, 3373 BW, 1973 MCF. LP 105#. (306403 BLWTR, recovered 15%). |
| MAR 25 2021 | FCP 540# on 62/64" ck. 1521 BO, 3216 BW, 2094 MCF. LP 110#. (303187 BLWTR, recovered 16%). |
| MAR 26 2021 | FCP 510#. 1483 BO, 3077 BW, 2100 MCF. LP 125#. (300110 BLWTR, recovered 16%). |
| MAR 27 2021 | FCP 480#. 1452 BO, 3006 BW, 1953 MCF. LP 95#. (297104 BLWTR, recovered 17%). |
| MAR 28 2021 | FCP 470#. 1419 BO, 2761 BW, 1844 MCF. LP 100#. (294343 BLWTR, recovered 18%). |
| MAR 29 2021 | FCP 480#. 1213 BO, 2441 BW, 1808 MCF. LP 100#. (291902 BLWTR, recovered 19%). |
| MAR 30 2021 | FCP 480#. 1216 BO, 2507 BW, 1562 MCF. LP 85#. (289395 BLWTR, recovered 19%). |
| MAR 31 2021 | FCP 420#. 1298 BO, 2623 BW, 1534 MCF. LP 90#. (286772 BLWTR, recovered 20%). |
| APR 01 2021 | FCP 405#. 1273 BO, 2624 BW, 1510 MCF. LP 85#. (284148 BLWTR, recovered 21%). |
| APR 02 2021 | FCP 395#. 1190 BO, 2492 BW, 1333 MCF. LP 85#. (281656 BLWTR, recovered 22%). |

MEWBOURNE OIL COMPANY
P. O. BOX 7698
TYLER, TEXAS 75711

| | | | | | | | |
|----------|--------------------------|-------|---------|----|----------|----------------------|---------|
| Lease | Inland 26/23 B2PI St Com | | Well No | 1H | Location | 205' FSL & 1220' FEL | |
| County | Lea | ST NM | Section | 26 | TwShp | 21S | Rng 34E |
| Section | Blk | | Survey | | | | |
| Filename | | | | | | | Page 21 |
| API No. | | | | | | | |

| DATE | DAILY REPORTS | | | | | | | | | | | | | | | | | | | | | | | | | | | | | | | | | | | | | | | | | | | | | | | | | | | | | | | | | | | | | | | | | | | | | | | | | | | | | | | | | | | | |
|-------------|--|----------|----------------------------------|--------|---|-------------------------|--------|---|-------------------|-------|---|-------------|-------|----|-------------------------|---------|---|-------------------|-------|----|-------------------------|---------|---|-------------------|-------|----|-------------------------|---------|---|-------------------|-------|----|-------------------------|---------|---|-------------------|-------|----|-------------------------|---------|---|-------------------|-------|----|-------------------------|---------|---|-------------------|-------|----|-------------------------|---------|---|-------------------|-------|----|-------------------------|---------|---|-------------------|-------|----|-------------------------|---------|---|--------------------|-------|----|-------------------------|---------|---|--------------------|-------|----|-------------------------|----------|--|-----------|---------|--|---------------|--------|--|-----------|----------|
| APR 03 2021 | FCP 385#. 1174 BO, 2324BW, 1254 MCF. LP 85#. (279332 BLWTR, recovered 22%). | | | | | | | | | | | | | | | | | | | | | | | | | | | | | | | | | | | | | | | | | | | | | | | | | | | | | | | | | | | | | | | | | | | | | | | | | | | | | | | | | | | | |
| APR 04 2021 | FCP 400#. 1054 BO, 2193 BW, 914 MCF. LP 110#. (277139 BLWTR, recovered 23%). | | | | | | | | | | | | | | | | | | | | | | | | | | | | | | | | | | | | | | | | | | | | | | | | | | | | | | | | | | | | | | | | | | | | | | | | | | | | | | | | | | | | |
| APR 05 2021 | FCP 345#. 1108 BO, 2289 BW, 1302 MCF. LP 80#. (274850 BLWTR, recovered 23%). | | | | | | | | | | | | | | | | | | | | | | | | | | | | | | | | | | | | | | | | | | | | | | | | | | | | | | | | | | | | | | | | | | | | | | | | | | | | | | | | | | | | |
| APR 07 2021 | MI and set USA Compression 3306TA rental gas lift compressor (Unit #2947). Transferred 10 jts 2 7/8" construction tbg from MOC stock @ L&R Yard. DC \$22,470. TC \$22,470. (RDM/GO/TDR) | | | | | | | | | | | | | | | | | | | | | | | | | | | | | | | | | | | | | | | | | | | | | | | | | | | | | | | | | | | | | | | | | | | | | | | | | | | | | | | | | | | | |
| APR 13 2021 | <p>FCP 260#. MIRU Stone & pump 190 BBW down csg. ND WH & NU BOP. Rack and tally 305 jts 2 7/8" 6.5# L80 w/Permian 1850 IPC (9997.17' T-off) purchased new from ETI. RIH w/tbg & GLVs as follows:</p> <table><tr><td>1</td><td>2 7/8" x 7" AS 1X Pkr w/O/O tool</td><td>10.25'</td></tr><tr><td>1</td><td>2 7/8" 6.5# L80 IPC tbg</td><td>32.96'</td></tr><tr><td>1</td><td>2 7/8" L80 GLV #1</td><td>4.10'</td></tr><tr><td>1</td><td>Seat Nipple</td><td>1.10'</td></tr><tr><td>21</td><td>2 7/8" 6.5# L80 IPC tbg</td><td>694.37'</td></tr><tr><td>1</td><td>2 7/8" L80 GLV #2</td><td>4.10'</td></tr><tr><td>23</td><td>2 7/8" 6.5# L80 IPC tbg</td><td>758.31'</td></tr><tr><td>1</td><td>2 7/8" L80 GLV #3</td><td>4.10'</td></tr><tr><td>23</td><td>2 7/8" 6.5# L80 IPC tbg</td><td>759.79'</td></tr><tr><td>1</td><td>2 7/8" L80 GLV #4</td><td>4.10'</td></tr><tr><td>22</td><td>2 7/8" 6.5# L80 IPC tbg</td><td>725.34'</td></tr><tr><td>1</td><td>2 7/8" L80 GLV #5</td><td>4.10'</td></tr><tr><td>23</td><td>2 7/8" 6.5# L80 IPC tbg</td><td>758.31'</td></tr><tr><td>1</td><td>2 7/8" L80 GLV #6</td><td>4.10'</td></tr><tr><td>22</td><td>2 7/8" 6.5# L80 IPC tbg</td><td>725.97'</td></tr><tr><td>1</td><td>2 7/8" L80 GLV #7</td><td>4.10'</td></tr><tr><td>23</td><td>2 7/8" 6.5# L80 IPC tbg</td><td>758.51'</td></tr><tr><td>1</td><td>2 7/8" L80 GLV #8</td><td>4.10'</td></tr><tr><td>23</td><td>2 7/8" 6.5# L80 IPC tbg</td><td>757.80'</td></tr><tr><td>1</td><td>2 7/8" L80 GLV #9</td><td>4.10'</td></tr><tr><td>22</td><td>2 7/8" 6.5# L80 IPC tbg</td><td>735.37'</td></tr><tr><td>1</td><td>2 7/8" L80 GLV #10</td><td>4.10'</td></tr><tr><td>25</td><td>2 7/8" 6.5# L80 IPC tbg</td><td>824.25'</td></tr><tr><td>1</td><td>2 7/8" L80 GLV #11</td><td>4.10'</td></tr><tr><td>63</td><td>2 7/8" 6.5# L80 IPC tbg</td><td>2077.64'</td></tr><tr><td></td><td>Total tbg</td><td>9665.07</td></tr><tr><td></td><td>KB Correction</td><td>28.00'</td></tr><tr><td></td><td>Tbg set @</td><td>9693.07'</td></tr></table> <p>Set pkr w/23 pts compression. Landed tbg hanger though BOP. ND BOP & NU tree. Transferred 19 jts 2 7/8" 6.5# L80 w/Permian 1850 IPC tbg to Fuller 13/12 W1HA Fed Com #2H (622.48' T-off). Transferred frac valve (MOC P-5) to MOC stock @ Divine WL yard. RDMO L&R and Stone. Start compressor & PWOL. DC \$102,241. TC \$102,421. (TLW-C)</p> | 1 | 2 7/8" x 7" AS 1X Pkr w/O/O tool | 10.25' | 1 | 2 7/8" 6.5# L80 IPC tbg | 32.96' | 1 | 2 7/8" L80 GLV #1 | 4.10' | 1 | Seat Nipple | 1.10' | 21 | 2 7/8" 6.5# L80 IPC tbg | 694.37' | 1 | 2 7/8" L80 GLV #2 | 4.10' | 23 | 2 7/8" 6.5# L80 IPC tbg | 758.31' | 1 | 2 7/8" L80 GLV #3 | 4.10' | 23 | 2 7/8" 6.5# L80 IPC tbg | 759.79' | 1 | 2 7/8" L80 GLV #4 | 4.10' | 22 | 2 7/8" 6.5# L80 IPC tbg | 725.34' | 1 | 2 7/8" L80 GLV #5 | 4.10' | 23 | 2 7/8" 6.5# L80 IPC tbg | 758.31' | 1 | 2 7/8" L80 GLV #6 | 4.10' | 22 | 2 7/8" 6.5# L80 IPC tbg | 725.97' | 1 | 2 7/8" L80 GLV #7 | 4.10' | 23 | 2 7/8" 6.5# L80 IPC tbg | 758.51' | 1 | 2 7/8" L80 GLV #8 | 4.10' | 23 | 2 7/8" 6.5# L80 IPC tbg | 757.80' | 1 | 2 7/8" L80 GLV #9 | 4.10' | 22 | 2 7/8" 6.5# L80 IPC tbg | 735.37' | 1 | 2 7/8" L80 GLV #10 | 4.10' | 25 | 2 7/8" 6.5# L80 IPC tbg | 824.25' | 1 | 2 7/8" L80 GLV #11 | 4.10' | 63 | 2 7/8" 6.5# L80 IPC tbg | 2077.64' | | Total tbg | 9665.07 | | KB Correction | 28.00' | | Tbg set @ | 9693.07' |
| 1 | 2 7/8" x 7" AS 1X Pkr w/O/O tool | 10.25' | | | | | | | | | | | | | | | | | | | | | | | | | | | | | | | | | | | | | | | | | | | | | | | | | | | | | | | | | | | | | | | | | | | | | | | | | | | | | | | | | | | |
| 1 | 2 7/8" 6.5# L80 IPC tbg | 32.96' | | | | | | | | | | | | | | | | | | | | | | | | | | | | | | | | | | | | | | | | | | | | | | | | | | | | | | | | | | | | | | | | | | | | | | | | | | | | | | | | | | | |
| 1 | 2 7/8" L80 GLV #1 | 4.10' | | | | | | | | | | | | | | | | | | | | | | | | | | | | | | | | | | | | | | | | | | | | | | | | | | | | | | | | | | | | | | | | | | | | | | | | | | | | | | | | | | | |
| 1 | Seat Nipple | 1.10' | | | | | | | | | | | | | | | | | | | | | | | | | | | | | | | | | | | | | | | | | | | | | | | | | | | | | | | | | | | | | | | | | | | | | | | | | | | | | | | | | | | |
| 21 | 2 7/8" 6.5# L80 IPC tbg | 694.37' | | | | | | | | | | | | | | | | | | | | | | | | | | | | | | | | | | | | | | | | | | | | | | | | | | | | | | | | | | | | | | | | | | | | | | | | | | | | | | | | | | | |
| 1 | 2 7/8" L80 GLV #2 | 4.10' | | | | | | | | | | | | | | | | | | | | | | | | | | | | | | | | | | | | | | | | | | | | | | | | | | | | | | | | | | | | | | | | | | | | | | | | | | | | | | | | | | | |
| 23 | 2 7/8" 6.5# L80 IPC tbg | 758.31' | | | | | | | | | | | | | | | | | | | | | | | | | | | | | | | | | | | | | | | | | | | | | | | | | | | | | | | | | | | | | | | | | | | | | | | | | | | | | | | | | | | |
| 1 | 2 7/8" L80 GLV #3 | 4.10' | | | | | | | | | | | | | | | | | | | | | | | | | | | | | | | | | | | | | | | | | | | | | | | | | | | | | | | | | | | | | | | | | | | | | | | | | | | | | | | | | | | |
| 23 | 2 7/8" 6.5# L80 IPC tbg | 759.79' | | | | | | | | | | | | | | | | | | | | | | | | | | | | | | | | | | | | | | | | | | | | | | | | | | | | | | | | | | | | | | | | | | | | | | | | | | | | | | | | | | | |
| 1 | 2 7/8" L80 GLV #4 | 4.10' | | | | | | | | | | | | | | | | | | | | | | | | | | | | | | | | | | | | | | | | | | | | | | | | | | | | | | | | | | | | | | | | | | | | | | | | | | | | | | | | | | | |
| 22 | 2 7/8" 6.5# L80 IPC tbg | 725.34' | | | | | | | | | | | | | | | | | | | | | | | | | | | | | | | | | | | | | | | | | | | | | | | | | | | | | | | | | | | | | | | | | | | | | | | | | | | | | | | | | | | |
| 1 | 2 7/8" L80 GLV #5 | 4.10' | | | | | | | | | | | | | | | | | | | | | | | | | | | | | | | | | | | | | | | | | | | | | | | | | | | | | | | | | | | | | | | | | | | | | | | | | | | | | | | | | | | |
| 23 | 2 7/8" 6.5# L80 IPC tbg | 758.31' | | | | | | | | | | | | | | | | | | | | | | | | | | | | | | | | | | | | | | | | | | | | | | | | | | | | | | | | | | | | | | | | | | | | | | | | | | | | | | | | | | | |
| 1 | 2 7/8" L80 GLV #6 | 4.10' | | | | | | | | | | | | | | | | | | | | | | | | | | | | | | | | | | | | | | | | | | | | | | | | | | | | | | | | | | | | | | | | | | | | | | | | | | | | | | | | | | | |
| 22 | 2 7/8" 6.5# L80 IPC tbg | 725.97' | | | | | | | | | | | | | | | | | | | | | | | | | | | | | | | | | | | | | | | | | | | | | | | | | | | | | | | | | | | | | | | | | | | | | | | | | | | | | | | | | | | |
| 1 | 2 7/8" L80 GLV #7 | 4.10' | | | | | | | | | | | | | | | | | | | | | | | | | | | | | | | | | | | | | | | | | | | | | | | | | | | | | | | | | | | | | | | | | | | | | | | | | | | | | | | | | | | |
| 23 | 2 7/8" 6.5# L80 IPC tbg | 758.51' | | | | | | | | | | | | | | | | | | | | | | | | | | | | | | | | | | | | | | | | | | | | | | | | | | | | | | | | | | | | | | | | | | | | | | | | | | | | | | | | | | | |
| 1 | 2 7/8" L80 GLV #8 | 4.10' | | | | | | | | | | | | | | | | | | | | | | | | | | | | | | | | | | | | | | | | | | | | | | | | | | | | | | | | | | | | | | | | | | | | | | | | | | | | | | | | | | | |
| 23 | 2 7/8" 6.5# L80 IPC tbg | 757.80' | | | | | | | | | | | | | | | | | | | | | | | | | | | | | | | | | | | | | | | | | | | | | | | | | | | | | | | | | | | | | | | | | | | | | | | | | | | | | | | | | | | |
| 1 | 2 7/8" L80 GLV #9 | 4.10' | | | | | | | | | | | | | | | | | | | | | | | | | | | | | | | | | | | | | | | | | | | | | | | | | | | | | | | | | | | | | | | | | | | | | | | | | | | | | | | | | | | |
| 22 | 2 7/8" 6.5# L80 IPC tbg | 735.37' | | | | | | | | | | | | | | | | | | | | | | | | | | | | | | | | | | | | | | | | | | | | | | | | | | | | | | | | | | | | | | | | | | | | | | | | | | | | | | | | | | | |
| 1 | 2 7/8" L80 GLV #10 | 4.10' | | | | | | | | | | | | | | | | | | | | | | | | | | | | | | | | | | | | | | | | | | | | | | | | | | | | | | | | | | | | | | | | | | | | | | | | | | | | | | | | | | | |
| 25 | 2 7/8" 6.5# L80 IPC tbg | 824.25' | | | | | | | | | | | | | | | | | | | | | | | | | | | | | | | | | | | | | | | | | | | | | | | | | | | | | | | | | | | | | | | | | | | | | | | | | | | | | | | | | | | |
| 1 | 2 7/8" L80 GLV #11 | 4.10' | | | | | | | | | | | | | | | | | | | | | | | | | | | | | | | | | | | | | | | | | | | | | | | | | | | | | | | | | | | | | | | | | | | | | | | | | | | | | | | | | | | |
| 63 | 2 7/8" 6.5# L80 IPC tbg | 2077.64' | | | | | | | | | | | | | | | | | | | | | | | | | | | | | | | | | | | | | | | | | | | | | | | | | | | | | | | | | | | | | | | | | | | | | | | | | | | | | | | | | | | |
| | Total tbg | 9665.07 | | | | | | | | | | | | | | | | | | | | | | | | | | | | | | | | | | | | | | | | | | | | | | | | | | | | | | | | | | | | | | | | | | | | | | | | | | | | | | | | | | | |
| | KB Correction | 28.00' | | | | | | | | | | | | | | | | | | | | | | | | | | | | | | | | | | | | | | | | | | | | | | | | | | | | | | | | | | | | | | | | | | | | | | | | | | | | | | | | | | | |
| | Tbg set @ | 9693.07' | | | | | | | | | | | | | | | | | | | | | | | | | | | | | | | | | | | | | | | | | | | | | | | | | | | | | | | | | | | | | | | | | | | | | | | | | | | | | | | | | | | |

**MEWBOURNE OIL COMPANY
P. O. BOX 7698
TYLER, TEXAS 75711**

| | | | | | | | |
|-----------------|--------------------------|--------------|----------------|----|-----------------|----------------------|----------------|
| Lease | Inland 26/23 B2Pl St Com | | Well No | 1H | Location | 205' FSL & 1220' FEL | |
| County | Lea | ST NM | Section | 26 | TwnShp | 21S | Rng 34E |
| Section | Blk | | Survey | | | | |
| Filename | | | | | | Page | 22 |
| API No. | | | | | | | |

| DATE | DAILY REPORTS |
|-------------|---|
| APR 14 2021 | TP 40#. FCP 870#. 37 BO, 159 BW, 162 MCF. LP 55#. Drop from report. |

MEWBOURNE OIL COMPANY
P. O. BOX 7698
TYLER, TEXAS 75711

LeaseInland 26 23 B2OJ St ComWell No1HLocation191’ FSL & 1247’ FEL

CountyLeaSTNMSec26TwShp21SRng34E

SectionBlkSurvey

FilenamePage1

API No. 30-025-46931

| DATE | DAILY REPORTS |
|-------------|--|
| OCT 23 2018 | Met w/RRC Surveying & staked location @ 285' FSL & 2590' FEL, Sec 26, T21S, R34E. (Elevation @ 3689'). Pad is 400' x 600'. No new road needed. Grazing lessee is Merchant Livestock. Location: Lat.: 32.44349088 N, Long.: -103.44047734 W NAD83. (BPS) |
| JAN 16 2020 | Met w/RRC Surveying & re-staked location to pad drill w/the Inland 26/23 B2PI State Com #1H. Re-staked location @ 205' FSL & 1250' FEL, Sec 26, T21S, R34E, Lea Co. NM. (Elevation @ 3679'). Approx. 700' of new road needed off SW corner to lease road. A 400' x 400' battery is staked approx. 60' away to the NE. Will need State road ROW in section 27 to access location. Grazing lessee is Merchant Livestock. Location: Lat.: 32.44328331 N, Long.: -103.43613466 W NAD83. (BPS) |
| FEB 10 2020 | MI Trinity Oilfield Service & start building location @ 205' FSL & 1250' FEL, Sec 26, T21S, R34E. (BCB) |
| FEB 11 2020 | Building location. (BCB) |
| FEB 12 2020 | Building location. (BCB) |
| FEB 13 2020 | Building location. (BCB) |
| FEB 14 2020 | Building location. (BCB) |
| FEB 17 2020 | Building location. (BCB) |
| FEB 18 2020 | Building location. (BCB) |
| FEB 19 2020 | Building location. (BCB) |
| FEB 20 2020 | Met w/RRC Surveying & re-staked location due to pipeline angle. Re-staked location @ 191' FSL & 1247' FEL, Sec 26, T21S, R34E, Lea Co. NM. (Elevation @ 3679'). Approx. 1122' of new road needed off SW corner to lease road. A 400' x 400' battery is staked approx. 60' away to the NE. Grazing lessee is Merchant Livestock. Location: Lat.: 32.4432446 N, Long.: -103.4361234 W NAD83. (BPS) |
| MAR 04 2020 | APD submitted to NMOCD @ 191' FSL & 1247' FEL, Sec 26, T21S, R34E, Lea Co., NM. Location finished. Ready for cellar & rathole. Drop from report until further activity. EDDC \$60,000. (BCB) |
| MAR 06 2020 | APD approved. API #30-025-46931. (BCB) |
| DEC 01 2020 | MI Butch's Rathole Service & drill ratholes. No water encountered. Set 80' of 20" conductor pipe & cmt to surface w/Redi-mix. Verified location by GPS @ 191' FSL & 1247' FEL, Sec 26, T21S, R34E, Lea Co., NM. Drop from report until further activity. EDCC \$0. CTCC \$0. EDDC \$20,000. CTDC \$80,000. CTWC \$80,000. (SC/KT/FL/RB) |
| DEC 28 2020 | 690' (610'). Operation: Drlg. Formation: Surface rock. MW 8.9, Vis 32, PV 1, YP 0, Gels 1/1, pH 7, WL 100, PF 0, MF 0.01, Cl 2400, Ca 120, DMC \$64. TMC \$64. Bit #1, Size 17 ½", Mfg Ult, Type CF716, SN 49312, Jets 10/13's, In @ 80', Made 610' in 7 hrs. PP 1530#, RPM 120, WOB 25k#, PR 87.1. (Walk rig 3 ½, Mix spud mud 2 ½, RU 2 ½, PU BHA 5 ¼, Test mud lines |

MEWBOURNE OIL COMPANY
P. O. BOX 7698
TYLER, TEXAS 75711

| | | | | | | | | |
|----------|--------------------------|----|--------|---------|----|----------|----------------------|---------|
| Lease | Inland 26 23 B2OJ St Com | | | Well No | 1H | Location | 191' FSL & 1247' FEL | |
| County | Lea | ST | NM | Section | 26 | TwNShp | 21S | Rng 34E |
| Section | Blk | | Survey | | | | | |
| Filename | | | | | | | Page | 2 |

API No. 30-025-46931

| DATE | DAILY REPORTS | | | | | | | | | | | | | | | | | | | | | | | | | | | |
|-------------|---|----------|--------------------------------------|-------|---|--------------------------|--------|---|--------------------|-------|----|--------------------------|----------|---|--------------------------------|-------|---|--------------------|--------|--|-------|----------|--|---------------|-------|--|-------|----------|
| | <p>¼, Drlg 7, Cut drlg line 1, RS ½, Replace saver sub 1 ½ hrs). Remarks: Day 1. Walked Patterson/UTI #595 from the Inland 26/23 B2PI St Com #1H. RU. Mix spud mud. Replace saver sub. RS. Cut drlg line. PU BHA. Test mud lines. Spudded well w/Patterson/UTI #595 @ 11:00 P.M. 12/27/20 (Notified NMOCD by voicemail). Drlg from 80' to 690' w/surveys. BHA: Bit, Bit sub, Shock sub, Roller reamer, 3-8" DC's, XO, 21-6" DC's, XO. Total BHA: 789.84'. No fluid lost or gained. Last Survey: MD 400' (TVD 400.0') Inc 0.9° Azm 133.0°. EDCC \$0. CTCC \$0. EDDC \$33,489. CTDC \$113,489. CTWC \$113,489. (PH-C/LB-C/KT)</p> | | | | | | | | | | | | | | | | | | | | | | | | | | | |
| DEC 29 2020 | <p>1815' (1125'). Operation: TOO H to run 13 ⅜" csg. Formation: Anhy. MW 9.3, Vis 39, PV 7, YP 13, Gels 12/22, pH 9, WL 34, FC 3, PF 0.1, MF 0.25, Cl 2700, Ca 40, Solids 7.2%. DMC \$3,014. TMC \$3,078. Bit #1, Size 17 ½", Mfg Ult, Type CF716, SN 49312, Jets 10/13's, In @ 80', Made 1735' in 28 ¼ hrs. PP 2250#, RPM 120, WOB 35K#, PR 52.9. (Drlg 21 ¼, Circ 1, Trip 1 ¾ hrs). Remarks: Day 2. Drlg from 690' to 1815' w/surveys. Circ. TOO H. BHA: Bit, Bit sub, Shock sub, Invictus MWD, Roller reamer, 3-8" DC's, XO, 21-6" DC's, XO. Total BHA: 789.84'. No fluid lost or gained. Last Survey: MD 1783' (TVD 1783.0') Inc 3.3° Azm 138.0°. EDCC \$0. CTCC \$0. EDDC \$53,910. CTDC \$167,399. CTWC \$167,399. (PH-C/LB-C/KT)</p> | | | | | | | | | | | | | | | | | | | | | | | | | | | |
| DEC 30 2020 | <p>1815' (0'). Operation: Cmt 13 ⅜" csg. Formation: Anhy. MW 9.3, Vis 36, PV 7, YP 13, Gels 12/22, FC 3, Cl 2700, Ca 40, Solids 7%. TMC \$3,078. Bit #1, Size 17 ½", Mfg Ult, Type CF716, SN 49312, Jets 10/13's, In @ 80', Out @ 1815', Made 1735' in 28 ¼ hrs. (Wash & ream 1 ¼, Trip 10, Circ 5 ¾, LD BHA 1, Run csg 5 ½, Cmt ½ hrs). Remarks: Day 3. Wash & ream @ 800'. TIH to 1815'. Circ sweeps. Wash & ream from 660' to 750'. TOO H & clean off bit. TIH. Circ. TOO H. LD BHA. Held safety meeting. RU Butch's & run 13 ⅜" csg. Installed Cameron 13 ⅝" 5k# wellhead w/baseplate. Circ. RU Universal & cmt. BHA: Bit, Bit sub, Shock sub, Roller reamer, 3-8" DC's, XO, 21-6" DC's, XO. Total BHA: 789.84'. No fluid lost or gained. EDCC \$0. CTCC \$0. EDDC \$50,771. CTDC \$218,170. CTWC \$218,170. (PH-C/LB-C/KT)</p> <table><tr><td>1</td><td>13 ⅜" Weatherford Texas Pattern Shoe</td><td>0.67'</td></tr><tr><td>1</td><td>13 ⅜" 54.5# J55 ST&C Csg</td><td>42.13'</td></tr><tr><td>1</td><td>13 ⅜" Float Collar</td><td>1.53'</td></tr><tr><td>41</td><td>13 ⅜" 54.5# J55 ST&C Csg</td><td>1720.48'</td></tr><tr><td>1</td><td>13 ⅜" 54.5# J55 ST&C Pup Joint</td><td>7.02'</td></tr><tr><td>1</td><td>13 ⅜" Landing Tool</td><td>31.79'</td></tr><tr><td></td><td>Total</td><td>1803.62'</td></tr><tr><td></td><td>Less above KB</td><td>3.62'</td></tr><tr><td></td><td>Set @</td><td>1800.00'</td></tr></table> <p>(Note: Received 48 jts of 13 ⅜" 54.5# J55 ST&C csg (2007.47' T-off) from Sooner Pipe - Manufactured by Seah. Returned 6 jts of 13 ⅜" 54.5# J55 ST&C csg (244.86' T-off) to Sooner Pipe for credit.)</p> | 1 | 13 ⅜" Weatherford Texas Pattern Shoe | 0.67' | 1 | 13 ⅜" 54.5# J55 ST&C Csg | 42.13' | 1 | 13 ⅜" Float Collar | 1.53' | 41 | 13 ⅜" 54.5# J55 ST&C Csg | 1720.48' | 1 | 13 ⅜" 54.5# J55 ST&C Pup Joint | 7.02' | 1 | 13 ⅜" Landing Tool | 31.79' | | Total | 1803.62' | | Less above KB | 3.62' | | Set @ | 1800.00' |
| 1 | 13 ⅜" Weatherford Texas Pattern Shoe | 0.67' | | | | | | | | | | | | | | | | | | | | | | | | | | |
| 1 | 13 ⅜" 54.5# J55 ST&C Csg | 42.13' | | | | | | | | | | | | | | | | | | | | | | | | | | |
| 1 | 13 ⅜" Float Collar | 1.53' | | | | | | | | | | | | | | | | | | | | | | | | | | |
| 41 | 13 ⅜" 54.5# J55 ST&C Csg | 1720.48' | | | | | | | | | | | | | | | | | | | | | | | | | | |
| 1 | 13 ⅜" 54.5# J55 ST&C Pup Joint | 7.02' | | | | | | | | | | | | | | | | | | | | | | | | | | |
| 1 | 13 ⅜" Landing Tool | 31.79' | | | | | | | | | | | | | | | | | | | | | | | | | | |
| | Total | 1803.62' | | | | | | | | | | | | | | | | | | | | | | | | | | |
| | Less above KB | 3.62' | | | | | | | | | | | | | | | | | | | | | | | | | | |
| | Set @ | 1800.00' | | | | | | | | | | | | | | | | | | | | | | | | | | |
| DEC 31 2020 | <p>1875' (60'). Operation: Drlg w/motor & MWD. Formation: Salt - Anhy. MW 10.0, Vis 29, PV 1, YP 0, Gels 1/1, pH 7, PF 0, MF 0.05, Cl 162000, Ca 1080, Solids 1.9%. DMC \$930. TMC \$4,008. Bit #2, Size 12 ¼", Mfg Ult, Type RPS716, SN 51473, Jets 3/18's & 4/16's, In @ 1815', Made 60' in ¾ hrs. PP 2200#, RPM 30/89, WOB 12K#, PR 80.0. (Cmt 2 ½, WOC 8, Test BOPE 1, Install wear bushing 3 ½, PU dir tools & test 2 ½, TIH 3 ¾, Test csg ½, Drlg plug, float & cmt ¾, Drlg ¾, FIT ¼, RS ½ hrs). Remarks: Day 4. Finish cmt. WOC. LD landing tool & dress wellhead. Held safety meeting. NU BOPE w/Man Welding. Tested BOPE to 5000# high/250# low & Annular to 3500# high/250# low (Notified NMOCD by voicemail but did not witness).</p> | | | | | | | | | | | | | | | | | | | | | | | | | | | |

MEWBOURNE OIL COMPANY
P. O. BOX 7698
TYLER, TEXAS 75711

Lease

Inland 26 23 B2OJ St Com

Well No

1H

Location

191' FSL & 1247' FEL

County

Lea

ST

NM

Section

26

TwNShp

21S

Rng

34E

Section

Blk

Survey

Filename

Page

3

API No. 30-025-46931

| DATE | DAILY REPORTS |
|-------------|---|
| | <p>Tested standpipe & mudlines back to pumps to 5000#. Install wear bushing. PU dir tools & test. RS. TIH. At 3:45 P.M. 12/30/20 tested csg to 1500#, held OK. Drlg plug, float & cmt. Drlg from 1815' to 1825'. FIT to 10.5 PPG EMW. Drlg from 1825' to 1875'. BHA: Bit, AEP 2.12° fxd slick motor w/0.16 rpg, UBHO, 2-NMDC's, 3-8" spiral DC's, XO, 15-6" DC's, Jars, 6-6" DC's, XO, 33-4" HWDP. Total BHA: 1889.87'. No fluid lost or gained. EDCC \$0. CTCC \$0. EDDC \$210,879. CTDC \$429,050. CTWC \$429,050. (PH-C/LB-C/KT)</p> <p>Held safety meeting. Pumped 30 bbl FW spacer. Universal cmt w/1300 sks Class C w/4% Gel, 2#/sk Kol-Seal & 1% CaCl₂ (yd @ 1.74 cuft/sk @ 13.5 PPG). Tail w/200 Class C w/1% CaCl₂ (yd @ 1.34 cu/ft @ 14.8 PPG). Displaced w/272 bbls of BW. Plug down @ 8:15 A.M. 12/30/20. Circ 322 sks of cmt to the pits. (Notified NMOCd by voicemail but did not witness.)</p> |
| JAN 01 2021 | <p>4000' (2125'). Operation: Drlg w/motor & MWD. Formation: Salt - Anhy. MW 10.2, Vis 30, pH 8, DMC \$3,358. TMC \$7,366. Bit #2, Size 12 ¼", Mfg Ult, Type RPS716, SN 51473, Jets 3/18's & 4/16's, In @ 1815', Made 2185' in 19 ¼ hrs. PP 4700#, RPM 50/116, WOB 30K#, PR 114.9. (Drlg 18 ½ (Rot 11 ¾ & Slide 6 ¾), Surveys 4 ½, RS 1 hrs). Remarks: Day 5. Drlg from 1875' to 4000' w/surveys & RS. BHA: Bit, AEP 2.12° fxd mtr w/0.16 rpg, UBHO, 2-NMDC's, 3-8" spiral DC's, XO, 15-6" DC's, Jars, 6-6" DC's, XO, 33-4" HWDP. Total BHA: 1889.87'. No fluid lost or gained. Last Survey: MD 3777' (TVD 3766.3') Inc 7.7° Azm 273.3°. EDCC \$0. CTCC \$0. EDDC \$91,860. CTDC \$520,910. CTWC \$520,910. (PH-C/DA-C/KT/FL/RR)</p> |
| JAN 02 2021 | <p>5025' (1025'). Operation: Drlg w/motor & MWD w/partial returns. Formation: Dolo. MW 9.45, Vis 28, pH 7, PF 0, MF 0.2, Cl 132000, Ca 720, Sand 0.1%, Solids 1.1%. DMC \$3,699. TMC \$11,065. Bit #2, Size 12 ¼", Mfg Ult, Type RPS716, SN 51473, Jets 3/18's & 4/16's, In @ 1815', Made 3210' in 40 ¾ hrs. PP 3600#, RPM 65/102, WOB 28K#, PR 47.7. (Drlg 21 ½ (Rot 15 ¾ & Slide 5 ¾), Surveys 2 ½ hrs). Remarks: Day 6. Drlg from 4000' to 4185' w/surveys. Lost returns @ 4185' & could not regain. Drlg from 4185' to 5025' w/surveys. BHA: Bit, AEP 2.12° fxd mtr w/0.16 rpg, UBHO, 2-NMDC's, 3-8" spiral DC's, XO, 15-6" DC's, Jars, 6-6" DC's, XO, 33-4" HWDP. Total BHA: 1889.87'. Last Survey: MD 4889' (TVD 4867.0') Inc 7.5° Azm 251.0°. Daily mud lost 12700 bbls. Total mud lost 12700 bbls. EDCC \$0. CTCC \$0. EDDC \$102,324. CTDC \$623,234. CTWC \$623,234. (SC/DA-C/RR/FL)</p> |
| JAN 03 2021 | <p>5745' (720'). Operation: Pull wear bushing. Formation: Sand - Anhy. MW 10, Vis 28, TMC \$11,065. Bit #2, Size 12 ¼", Mfg Ult, Type RPS716, SN 51473, Jets 3/18's & 4/16's, In @ 1815', Out @ 5745', Made 3930' in 51 ¼ hrs. PP 4540#, RPM 65/103, WOB 40K#, PR 68.6. (Drlg 10 ½ (Rot 7 & Slide 3 ½), Surveys 2, Circ 2 ½, Trip 6 ¾, Wear bushing ½, Dir Work 1 ¾ hrs). Remarks: Day 7. Drlg from 5052' to 5745' w/surveys. Regained partial returns @ 5052'. Losing 150 BPH while drlg. Pump sweep. TOOH to 3600' w/no drag. TIH to 5760' w/no drag or fill. Circ sweep. Spot 200 bbls of DMA on btm. TOOH. LD dir tools. Pull wear bushing. BHA: Bit, AEP 2.12° fxd mtr w/0.16 rpg, UBHO, 2-NMDC's, 3-8" spiral DC's, XO, 15-6" DC's, Jars, 6-6" DC's, XO, 33-4" HWDP. Total BHA 1889.87'. Last Survey: MD 5631' (TVD 5602.9') Inc 8.9° Azm 248.0°. Daily mud lost 7900 bbls. Total mud lost 20600 bbls. EDCC \$0. CTCC \$0. EDDC \$83,936. CTDC \$707,170. CTWC \$707,170. (SC/DA-C/RR/FL)</p> |
| JAN 04 2021 | <p>5745' (0'). Operation: TIH. Formation: Sand - Anhy. MW 9, Vis 28, pH 7, DMC \$4,769. TMC \$15,834. Bit #3, Size 8 ¾", Mfg Ult, Type RPS616, SN 54581, PN ULT22SS, Jets 6/14's, In @ 5745', Made 0' in 0 hrs. PP 1700#, RPM 40, WOB 5k#, (Csg 6 ½, Circ 1 ¼, Cmt 6, WOC 8, Trip 1 ¼, Drlg DV tool 1 hrs). Remarks: Day 8. Held safety meeting. RU Butch's & run 9 ⅝" csg. Set Cameron Mandrel hanger through BOP w/ 140k#. Pump csg caspacity w/no returns. RU</p> |

MEWBOURNE OIL COMPANY
P. O. BOX 7698
TYLER, TEXAS 75711

| | | | | | | | | |
|----------------------|--------------------------|----|--------|---------|----|----------|----------------------|---------|
| Lease | Inland 26 23 B2OJ St Com | | | Well No | 1H | Location | 191' FSL & 1247' FEL | |
| County | Lea | ST | NM | Section | 26 | TwnShp | 21S | Rng 34E |
| Section | Blk | | Survey | | | | | |
| Filename | | | | | | | Page | 4 |
| API No. 30-025-46931 | | | | | | | | |

| DATE | DAILY REPORTS | | | | | | | | | | | | | | | | | | | | | | | | | | | | | | | | | | | | | | | | | | | | | |
|------|--|----------|------------------------|-------|---|---------------------------|--------|---|--------------------------|-------|----|---------------------------|----------|---|-------------------------|---------|---|-----------------------------|--------|---|-----------------------------|--------|----|-------------------------|---------|----|-------------------------|----------|---|---------------------------|--------|---|--------------------------------|-------|---|---------------------|--------|--|-------|----------|--|---------------|-------|--|-----------|----------|
| | <p>Universal & cmt. WOC. LD landing tool. Set pack-off & test to 5k#. Install wear bushing. RS. PU dir tools & test. TIH to 3658'. Drlg DV tool & baffle. TIH. BHA: Bit, AEP 1.83° fxd mtr w/0.23 rpg, Stab, UBHO, 2-NMDC's, Roller reamer, XO, 21-6" DC's, XO, 33-4" HWDP. Total BHA 1786.27'. No fluid lost or gained. EDCC \$0. CTCC \$0. EDDC \$256,319. CTDC \$963,488. CTWC \$963,488. (SC/DA-C/RR/FL)</p> <table><tr><td>1</td><td>Weatherford Float Shoe</td><td>1.55'</td></tr><tr><td>1</td><td>9 5/8" 40# HCL80 LT&C Csg</td><td>44.40'</td></tr><tr><td>1</td><td>Weatherford Float Collar</td><td>1.25'</td></tr><tr><td>39</td><td>9 5/8" 40# HCL80 LT&C Csg</td><td>1686.35'</td></tr><tr><td>8</td><td>9 5/8" 40# J55 LT&C Csg</td><td>318.71'</td></tr><tr><td>1</td><td>Weatherford ECP set @ 3678'</td><td>16.54'</td></tr><tr><td>1</td><td>Weatherford DV Tool @ 3651'</td><td>10.02'</td></tr><tr><td>20</td><td>9 5/8" 40# J55 LT&C Csg</td><td>797.27'</td></tr><tr><td>68</td><td>9 5/8" 36# J55 LT&C Csg</td><td>2734.65'</td></tr><tr><td>2</td><td>9 5/8" 40# HCL80 LT&C Csg</td><td>86.76'</td></tr><tr><td>1</td><td>9 5/8" 40# N80 LT&C Csg Pup Jt</td><td>4.94'</td></tr><tr><td>1</td><td>9 5/8" Landing Tool</td><td>33.41'</td></tr><tr><td></td><td>Total</td><td>5735.85'</td></tr><tr><td></td><td>Less above KB</td><td>5.85'</td></tr><tr><td></td><td>Csg set @</td><td>5730.00'</td></tr></table> <p>(Note: Received 42 jts of 9 5/8" 40# HCL80 LT&C csg (1817.51' T-off) Manufactured by Borusan, 28 jts of 9 5/8" 40# J55 LT&C csg (1115.98' T-off) Manufactured by Vyksa & 79 jts of 9 5/8" 36# J55 LT&C csg (3176.88' T-off) Manufactured by Tuper & Chung Hung Steel from ETI. Returned 11 jts of 9 5/8" 36# J55 LT&C csg (442.23' T-off) to ETI for credit.)</p> <p>Held safety meeting. Pumped 30 bbls FW spacer. Universal cmt 1st stage lead w/500 sks Lite Premium Plus C (65:35) w/6% Gel, 3% Salt, 2#/sk Kolseal & 0.3% Dispersant (yd @ 2.01 cuft/sk @ 12.5 PPG). Tail w/200 sks Premium Plus C w/0.2% Fluid loss (yd @ 1.33 cuft/sk @ 14.8 PPG). Plug down @ 4:00 P.M. 01/03/21. Set ECP w/2354#. Drop bomb & open DV tool w/866#. Did not circ cmt off of DV tool. Cmt 2nd stage lead w/1075 sks Lite Premium Plus C (65:35) w/6% Gel, 3% Salt, 2#/sk Kolseal & 0.3% Dispersant (yd @ 2.01 cuft/sk @ 12.5 PPG). Tail w/100 sks Premium Plus C w/0.2% Fluid loss (yd @ 1.33 cuft/sk @ 14.8 PPG). Plug down @ 7:45 P.M. 01/03/21. Circ 47 sks of cmt to the pit. (Notified NMOCd by voicemail but did not witness).</p> <p>JAN 05 2021 8350' (2605'). Operation: Drlg w/motor & MWD. Formation: Sand - Lime. MW 9.0, Vis 28, TMC \$15,834. Bit #3, Size 8 3/4", Mfg Ult, Type RPS616, SN 54581, PN ULT22SS, Jets 6/14's, In @ 5745', Made 2605' in 14 1/4 hrs. PP 4575#, RPM 65/165, WOB 40K#, PR 182.8. (Drlg 14 1/4 (Rot 12 & Slide 2 1/4), Surv 6 1/4, Trip 1 1/2, Drlg plug, floats & cmt 1 1/4, Test csg 1/2, FIT 1/4 hrs). Remarks: Day 9. TIH. At 7:30 A.M. 01/04/21 tested csg to 1500# for 30 min, held OK. Drlg plug, floats & cmt. Drlg from 5745' to 5755'. FIT to 10.0 PPG EMW. Drlg from 5755' to 8350' w/surveys. BHA: Bit, AEP 1.83° fxd mtr w/0.23 rpg, Stab, UBHO, 2-NMDC's, Roller reamer, XO, 21-6" DC's, XO, 33-4" HWDP. Total BHA: 1786.27'. Started losing 25 BPH while drlg @ 8175'. Last Survey: MD 8206' (TVD 8164.0') Inc 4.8° Azm 260.9°. Daily mud lost 60 bbls. Total mud lost 60 bbls. EDCC \$0. CTCC \$0. EDDC \$81,247. CTDC \$1,044,735. CTWC \$1,044,735. (SC/DA-C/RR/FL)</p> | 1 | Weatherford Float Shoe | 1.55' | 1 | 9 5/8" 40# HCL80 LT&C Csg | 44.40' | 1 | Weatherford Float Collar | 1.25' | 39 | 9 5/8" 40# HCL80 LT&C Csg | 1686.35' | 8 | 9 5/8" 40# J55 LT&C Csg | 318.71' | 1 | Weatherford ECP set @ 3678' | 16.54' | 1 | Weatherford DV Tool @ 3651' | 10.02' | 20 | 9 5/8" 40# J55 LT&C Csg | 797.27' | 68 | 9 5/8" 36# J55 LT&C Csg | 2734.65' | 2 | 9 5/8" 40# HCL80 LT&C Csg | 86.76' | 1 | 9 5/8" 40# N80 LT&C Csg Pup Jt | 4.94' | 1 | 9 5/8" Landing Tool | 33.41' | | Total | 5735.85' | | Less above KB | 5.85' | | Csg set @ | 5730.00' |
| 1 | Weatherford Float Shoe | 1.55' | | | | | | | | | | | | | | | | | | | | | | | | | | | | | | | | | | | | | | | | | | | | |
| 1 | 9 5/8" 40# HCL80 LT&C Csg | 44.40' | | | | | | | | | | | | | | | | | | | | | | | | | | | | | | | | | | | | | | | | | | | | |
| 1 | Weatherford Float Collar | 1.25' | | | | | | | | | | | | | | | | | | | | | | | | | | | | | | | | | | | | | | | | | | | | |
| 39 | 9 5/8" 40# HCL80 LT&C Csg | 1686.35' | | | | | | | | | | | | | | | | | | | | | | | | | | | | | | | | | | | | | | | | | | | | |
| 8 | 9 5/8" 40# J55 LT&C Csg | 318.71' | | | | | | | | | | | | | | | | | | | | | | | | | | | | | | | | | | | | | | | | | | | | |
| 1 | Weatherford ECP set @ 3678' | 16.54' | | | | | | | | | | | | | | | | | | | | | | | | | | | | | | | | | | | | | | | | | | | | |
| 1 | Weatherford DV Tool @ 3651' | 10.02' | | | | | | | | | | | | | | | | | | | | | | | | | | | | | | | | | | | | | | | | | | | | |
| 20 | 9 5/8" 40# J55 LT&C Csg | 797.27' | | | | | | | | | | | | | | | | | | | | | | | | | | | | | | | | | | | | | | | | | | | | |
| 68 | 9 5/8" 36# J55 LT&C Csg | 2734.65' | | | | | | | | | | | | | | | | | | | | | | | | | | | | | | | | | | | | | | | | | | | | |
| 2 | 9 5/8" 40# HCL80 LT&C Csg | 86.76' | | | | | | | | | | | | | | | | | | | | | | | | | | | | | | | | | | | | | | | | | | | | |
| 1 | 9 5/8" 40# N80 LT&C Csg Pup Jt | 4.94' | | | | | | | | | | | | | | | | | | | | | | | | | | | | | | | | | | | | | | | | | | | | |
| 1 | 9 5/8" Landing Tool | 33.41' | | | | | | | | | | | | | | | | | | | | | | | | | | | | | | | | | | | | | | | | | | | | |
| | Total | 5735.85' | | | | | | | | | | | | | | | | | | | | | | | | | | | | | | | | | | | | | | | | | | | | |
| | Less above KB | 5.85' | | | | | | | | | | | | | | | | | | | | | | | | | | | | | | | | | | | | | | | | | | | | |
| | Csg set @ | 5730.00' | | | | | | | | | | | | | | | | | | | | | | | | | | | | | | | | | | | | | | | | | | | | |

MEWBOURNE OIL COMPANY
P. O. BOX 7698
TYLER, TEXAS 75711

Lease

Inland 26 23 B2OJ St Com

Well No

1H

Location

191' FSL & 1247' FEL

County

Lea

ST

NM

Section

26

TwNShp

21S

Rng

34E

Section

Blk

Survey

Filename

Page

5

API No. 30-025-46931

| DATE | DAILY REPORTS |
|-------------|--|
| JAN 06 2021 | 9375' (1025'). Operation: TIH w/bit #4. Formation: Sand - Lime. MW 9.0, Vis 29, pH 11, Cl 43000, Ca 120, Solids 2.4%. DMC \$9,548. TMC \$25,382. Bit #3, Size 8 ¾", Mfg Ult, Type RPS616, SN 54581, PN ULT22SS, Jets 6/14's, In @ 5745', Out @ 9375', Made 3630' in 24 ½ hrs. Bit #4, Size 8 ¾", Mfg Ult, Type RPS616, SN 54007, PN ULT22SS, Jets 6/14's, In @ 9375', Made 0' in 0 hrs. PP 5300#, RPM 60/165, WOB 40k#, PR 100.0. (Drlg 10 ¼ (Rot 8 ¼ & Slide 2), Surv 2 ¼, Trip 9 ¼, Replace dir tools & test 1 ¾, RS ½ hrs). Remarks: Day 10. Drlg from 8350' to 9375' w/surveys & RS. TOO H for bit. Replace dir tools & test. TIH. BHA: Bit, AEP 1.83° fxd mtr w/0.23 rpg, Stab, UBHO, 2-NMDC's, Roller reamer, XO, 21-6" DC's, XO, 33-4" HWDP. Total BHA: 1786.28'. Losing 15 BPH while drlg. Last Survey: MD 9041' (TVD 8995.2') Inc 4.5° Azm 265.8° . Daily mud lost 140 bbls. Total mud lost 200 bbls. EDCC \$0. CTCC \$0. EDDC \$77,088. CTDC \$1,121,823. CTWC \$1,121,823. (SC/DA-C/FL/KT) |
| JAN 07 2021 | 9783' (408'). Operation: TIH w/curve assy. Formation: Sand - Lime. MW 9.1, Vis 33, PV 1, YP 5, Gels 1/2, pH 10, WL 8, FC 2, PF 1.5, MF 3.5, Cl 49000, Ca 160, Solids 3.1%. DMC \$1,231. TMC \$26,613. Bit #4, Size 8 ¾", Mfg Ult, Type RPS616, SN 54007, PN ULT22SS, Jets 6/14's, In @ 9375', Out @ 9783', Made 408' in 6 ¾ hrs. Bit #5, Size 8 ¾", Mfg Ult, Type CF611, SN 52568, PN ULT3GP, Jets 6/16's, In @ 9783', Made 0' in 0 hrs. PP 3900#, RPM 60/163, WOB 35k#, PR 60.4. (Drlg 6 ¾ (Rot 5 ¾ & Slide 1), Surv ¾, Trip 13 ¼, Wash & ream ¼, RS ½, Replace dir tools & test 2 ½ hrs). Remarks: Day 11. Finish TIH. Wash & ream from 9289' to 9375'. Drlg from 9375' to 9783' w/surveys & RS. TOO H to PU curve assy. Replace dir tools & test. TIH. BHA: Bit, AEP 2.25° fixed mtr w/0.29 rpg, UBHO, NMDC, Flex NMDC, XO, 33-4" HWDP, XO, 15-6" DC's, Jars, 6-6" DC's, XO. Total BHA: 1802.91'. No fluid lost or gained. Last Survey: MD 9721' (TVD 9734.9') Inc 2.6° Azm 285.6° . Total mud lost 200 bbls. EDCC \$0. CTCC \$0. EDDC \$50,190. CTDC \$1,172,013. CTWC \$1,172,013. (SC/DA-C/KT/FL) |
| JAN 08 2021 | 10321' (538'). Operation: Drlg w/motor & MWD. Formation: 60% Shale - 40% Lime. MW 9.2, Vis 35, PV 5, YP 4, Gels 4/7, pH 10, WL 5, FC 1, PF 0.65, MF 1.5, Cl 53000, Ca 80, Solids 3.2%. DMC \$363. TMC \$26,976. Bit #5, Size 8 ¾", Mfg Ult, Type CF611, SN 52568, PN ULT3GP, Jets 6/16's, In @ 9783', Made 538' in 16 ¾ hrs. PP 3970#, RPM 40/163, WOB 30K#, PR 32.1. (Trip 4, Cut drlg line 1, Drlg 16 ¾ (Rot 16 ¼ & Slide ½), Surv 2 ¼ hrs). Remarks: Day 12. TIH to 5700'. Cut drlg line. TIH. Drlg from 9783' to 10321' w/surveys. BHA: Bit, AEP 2.25° fixed mtr w/0.29 rpg, UBHO, NMDC, Flex NMDC, XO, 33-4" HWDP, XO, 15-6" DC's, Jars, 6-6" DC's, XO. Total BHA: 1802.91'. No fluid lost or gained. BG 270 units. CG 494 units. TG 997 units. Total mud lost 200 bbls. EDCC \$0. CTCC \$0. EDDC \$45,787. CTDC \$1,217,800. CTWC \$1,217,800. (PH-C/LB-C/FL/KT) 9811'MD (9762.8' TVD) 4.2° Inc @ 335.6° Azm 9856'MD (9807.6' TVD) 7.3° Inc @ 350.6° Azm 9903'MD (9854.1' TVD) 11.1° Inc @ 2.3° Azm 9948'MD (9897.8' TVD) 15.6° Inc @ 3.3° Azm 9995'MD (9942.6' TVD) 19.5° Inc @ 1.1° Azm 10041'MD (9985.4' TVD) 23.1° Inc @ 0.1° Azm 10088'MD (10027.7' TVD) 28.9° Inc @ 0.7° Azm 10135'MD (10067.9' TVD) 33.4° Inc @ 359.7° Azm 10180'MD (10104.7' TVD) 36.9° Inc @ 357.7° Azm |
| JAN 09 2021 | 10788' (467'). Operation: TOO H to run 7" csg. Formation: 80% Sand - 10% Shale - 10% Lime. MW 9.2, Vis 34, PV 4, YP 4, Gels ¾, pH 9.5, WL 5, FC 1, PF 0.4, MF 2.1, Cl 61000, Ca 240, |

MEWBOURNE OIL COMPANY
P. O. BOX 7698
TYLER, TEXAS 75711

Lease

Inland 26 23 B2OJ St Com

Well No

1H

Location

191' FSL & 1247' FEL

County

Lea

ST

NM

Section

26

TwNShp

21S

Rng

34E

Section

Blk

Survey

Filename

Page

6

API No. 30-025-46931

| DATE | DAILY REPORTS |
|-------------|--|
| | <p>Solids 3.9%. DMC \$1,720. TMC \$28,696. Bit #5, Size 8 ¾", Mfg Ult, Type CF611, SN 52568, PN ULT3GP, Jets 6/16's, In @ 9783', Made 1005' in 32 hrs. PP 4180#, RPM 40/163, WOB 40k#, PR 30.6. (Drlg 15 ¼ (Rot 2 ½ & Slide 12 ¾), Surv 3, RS ½, Circ ¾, Trip 3 ½, Wash & ream 1 hrs). Remarks: Day 13. Drlg from 10321' to 10788' w/surveys. Circ. TOO H to 10445'. Wash & ream from 10445' to 10352'. TOO H. BHA: Bit, AEP 2.25° fixed mtr w/0.29 rpg, UBHO, NMDC, Flex NMDC, XO, 33-4" HWDP, XO, 15-6" DC's, Jars, 6-6" DC's, XO. Total BHA: 1802.91'. No fluid lost or gained. BG 328 units. CG 1092 units. Total mud lost 200 bbls. EDCC \$0. CTCC \$0. EDDC \$56,030. CTDC \$1,273,830. CTWC \$1,273,830. (PH-C/LB-C/KT)</p> <div><div>10227'MD (10141.0' TVD) 41.0° Inc @ 356.7° Azm</div><div>10272'MD (10174.2' TVD) 44.3° Inc @ 359.2° Azm</div><div>10319'MD (10206.8' TVD) 48.0° Inc @ 359.0° Azm</div><div>10366'MD (10237.0' TVD) 52.6° Inc @ 358.2° Azm</div><div>10411'MD (10263.5' TVD) 55.3° Inc @ 359.6° Azm</div><div>10458'MD (10289.0' TVD) 58.9° Inc @ 359.3° Azm</div><div>10504'MD (10311.2' TVD) 63.6° Inc @ 358.4° Azm</div><div>10551'MD (10330.3' TVD) 68.4° Inc @ 329.1° Azm</div><div>10597'MD (10345.3' TVD) 73.4° Inc @ 359.2° Azm</div><div>10644'MD (10356.4' TVD) 79.3° Inc @ 359.2° Azm</div><div>10691'MD (10363.1' TVD) 84.3° Inc @ 359.3° Azm</div><div>10737'MD (10365.9' TVD) 88.6° Inc @ 359.6° Azm</div><div>Projected to the bit @</div><div>10788' MD (10366.1' TVD) 91.0° Inc @ 0.1° Azm</div></div> |
| JAN 10 2021 | <p>10788' (0'). Operation: Run 7" csg. Formation: 80% Sand - 10% Shale - 10% Lime. MW 9.5, Vis 34, PV 6, YP 4, Gels 3/5, pH 9, WL 4, FC 1, PF 0.2, MF 1.7, Cl 58000, Ca 320, Solids 5.5%. DMC \$1,168. TMC \$29,864. Bit #5, Size 8 ¾", Mfg Ult, Type CF611, SN 52568, PN ULT3GP, Jets 6/16's, In @ 9783', Out @ 10788', Made 1005' in 32 hrs. (Trip 7, LD dir tools 1, Pull wear bushing ½, Run csg 15 ½ hrs). Remarks: Day 14. TOO H. LD 6" DC's & dir tools. Pull wear bushing. Held safety meeting. RU Butch's & run 7" csg w/torque turn. BHA: Bit, AEP 2.25° fixed mtr w/0.29 rpg, UBHO, NMDC, Flex NMDC, XO, 33-4" HWDP, XO, 15-6" DC's, Jars, 6-6" DC's, XO. Total BHA: 1802.91'. No fluid lost or gained. Total mud lost 200 bbls. EDCC \$0. CTCC \$0. EDDC \$298,507. CTDC \$1,572,337. CTWC \$1,572,337. (PH-C/LB-C/KT)</p> |
| JAN 11 2021 | <p>10788' (0'). Operation: TIH w/lateral assy. Formation: Sand - Lime - Shale. TMC \$29,864. Bit #6, Size 6 ⅛", Mfg NOV, Type TKC63, SN A271890, Jets 3/10's & 3/12's, In @ 10788', Made 0' in 0 hrs. (Run csg 5 ½, Circ 1, Cmt 3, WOC 8, PU dir tools & test 1 ½, Trip 5 hrs). Remarks: Day 15. Finish running 7" csg. Set Cameron mandrel hanger through BOP w/215k#. Circ. RU Par Five & cmt. WOC. LD landing tool. Set & test pack-off to 5000#. Install wear bushing. PU dir tools & test. TIH. BHA: Bit, 4.75" Orbit RSS w/stab, UBHO, NMDC w/filter, Tomax, AEP 0° stabilized motor w/0.49 rpg, 1-4" HWDP, Safety jt, 2-4" HWDP, Drill & ream. Total BHA: 210.51'. No fluid lost or gained. EDCC \$0. CTCC \$0. EDDC \$77,750. CTDC \$1,650,087. CTWC \$1,650,087. (PH-C/LB-C/KT)</p> <div><div>1Weatherford Float Shoe1.50'</div><div>17" 29# HCP110 LT&C Csg44.41'</div><div>1Weatherford Float Collar1.50'</div><div>747" 29# HCP110 LT&C Csg3196.90'</div></div> |

MEWBOURNE OIL COMPANY
P. O. BOX 7698
TYLER, TEXAS 75711

Lease

Inland 26 23 B2OJ St Com

Well No

1H

Location

191' FSL & 1247' FEL

County

Lea

ST

NM

Section

26

TwNShp

21S

Rng

34E

Section

Blk

Survey

Filename

Page

7

API No. 30-025-46931

| DATE | DAILY REPORTS |
|------|--|
| | <div><div>477" 29# HCP110 LT&C Bond Coated Csg2012.80'</div><div>1277" 29# HCP110 LT&C Csg5486.09'</div><div>17" 29# HCP110 LT&C Csg Pup Jt4.92'</div><div>17" Landing Tool30.05'</div><div>Total10778.17'</div><div>Less above KB5.17'</div><div>Csg set @10773.00'</div></div> <div><p>(Note: Received 207 jts of 7" 29# HCP110 LT&C csg (8946.54' T-off) & 47 jts of 7" 29# HCP110 LT&C bond coated csg (2012.80' T-off) from Sooner pipe - Manufactured by USS. Returned 5 jts of 7" 29# HCP110 LT&C csg (219.14' T-off) to Sooner Pipe for credit.)</p><p>Held safety meeting. Pumped 30 bbls FW spacer. Par Five cmt w/400 sks Class C w/10% Gel, 1.3% Salt, 7% Beads, 0.6% Fluid loss, 0.15% ASA, 15#/sk Obsidian Pumice, 3#/sk Kolseal & 0.4#/sk Defoamer (yd @ 4.03 cuft/sk @ 10.3 PPG). Tail w/400 sks Class H w/0.5% Fluid loss & 0.2% Retarder (yd @ 1.18 cuft/sk @ 15.6 PPG). Displaced w/398 bbls OBM. Plug down @ 3:30 P.M. 01/10/21. Did not circ cmt. Lift pressure 1254# @ 3 BPM. (Notified NMOCd by voicemail but did not witness.)</p></div> <div><div>JAN 12 202112263' (1475'). Operation: Drlg w/RSS. Formation: 100% Sand. MW 9.5, Vis 81, PV 19, YP 10, Gels 9/11, WL 13, Cl 39000, Solids 11.5%. Oil 67.0%. TMC \$29,864. Bit #6, Size 6 1⁄8", Mfg NOV, Type TKC63, SN A271890, Jets 3/10's & 3/12's, In @ 10788', Made 1475' in 15 ¾ hrs. PP 4220#, RPM 75/147, WOB 24K#, PR 93.7. (Trip 2, Test 1, Drlg cmt 1 ¼, Drlg 15 ¾, Surveys 3 ½, RS ½ hrs). Remarks: Day 16. TIH. At 8:00 A.M. 01/11/20 tested csg to 1500# for 30 mins, held OK. Drlg plug, floats & cmt. Drlg from 10788' to 10798'. FIT to 10.5 PPG EMW. Drlg from 10798' to 12263' w/surveys & RS. BHA: Bit, 4.75" Orbit RSS, UBHO, NMDC w/filter, Tomax, AEP 0° stab mtr w/0.49 rpg, 1-4" HWDP, Safety jt, 2-4" HWDP, Drill & ream. Total BHA: 210.51'. No fluid lost or gained. Last Survey: MD 12041' (TVD 10356.3') Inc 90.3° Azm 359.6°. Drilled 1490' of 7152' lateral. BG 275 units. CG 350 units. EDCC \$0. CTCC \$0. EDDC \$93,016. CTDC \$1,743,103. CTWC \$1,743,103. (PH-C/LB-C/KT)</div><div>JAN 13 202113718' (1455'). Operation: Drlg w/RSS. Formation: 100% Sand. MW 9.5, Vis 63, PV 16, YP 9, Gels 8/10, HTHP 13, FC 2, ES 385, Lime 3.24, Cl 41000, O/W 70/30, Solids 8.6%. DMC \$2,059. TMC \$31,923. Bit #6, Size 6 1⁄8", Mfg NOV, Type TKC63, SN A271890, Jets 3/10's & 3/12's, In @ 10788', Made 2930' in 35 ¼ hrs. PP 4590#, RPM 75/147, WOB 27K#, PR 74.6. (Drlg 19 ½, Surveys 4, RS ½ hrs). Remarks: Day 17. Drlg from 12263' to 13718' w/surveys & RS. BHA: Bit, 4.75" Orbit RSS w/stab, UBHO, NMDC w/filter, Tomax, AEP 0° Stab mtr w/0.49 rpg, 1-4" HWDP, Safety jt, 2-4" HWDP, Drill & ream. Total BHA: 210.51'. No fluid lost or gained. Last Survey: MD 13520' (TVD 10337.1') Inc 90.3° Azm 357.5°. Drilled 2945' of 7152' lateral. BG 113 units. CG 161 units. TG units. EDCC \$0. CTCC \$0. EDDC \$71,440. CTDC \$1,814,543. CTWC \$1,814,543. (PH-C/LB-C/RR/FL)</div><div>JAN 14 202115153' (1435'). Operation: Drlg w/RSS. Formation: 80% Shale - 20% Sand. MW 9.6, Vis 54, PV 17, YP 9, Gels 9/10, HTHP 12, FC 2, ES 397, Lime 2.72, Cl 43000, O/W 74/26, Solids 8.8%. DMC \$2,146. TMC \$34,069. Bit #6, Size 6 1⁄8", Mfg NOV, Type TKC63, SN A271890, Jets 3/10's & 3/12's, In @ 10788', Made 4365' in 54 ¾ hrs. PP 4700#, RPM 75/147, WOB 30K#, PR 73.6. (Drlg 19 ½, Surveys 4, RS ½ hrs). Remarks: Day 18. Drlg from 13718' to 15153' w/surveys & RS. BHA: Bit, 4.75" Orbit RSS w/stab, UBHO, NMDC w/filter, Tomax, AEP 0° stab mtr w/0.49 rpg, 1-4" HWDP, Safety jt, 2-4" HWDP, Drill & ream. Total BHA: 210.51'. No</div></div> |

MEWBOURNE OIL COMPANY
P. O. BOX 7698
TYLER, TEXAS 75711

| | | | | | | | | | |
|----------|--------------------------|---------|----|----------|----------------------|--------|-----|------|-----|
| Lease | Inland 26 23 B2OJ St Com | Well No | 1H | Location | 191' FSL & 1247' FEL | | | | |
| County | Lea | ST | NM | Section | 26 | TwnShp | 21S | Rng | 34E |
| Section | | Blk | | Survey | | | | | |
| Filename | | | | | | | | Page | 8 |

API No. 30-025-46931

| DATE | DAILY REPORTS |
|-------------|--|
| | fluid lost or gained. Last Survey: MD 15002' (TVD 10314.1') Inc 90.4° Azm 358.2° . Drilled 4380' of 7152' lateral. BG 300 units. CG 3325 units. EDCC \$750. CTCC \$750. EDDC \$72,574. CTDC \$1,887,117. CTWC \$1,887,867. (PH-C/LB-C/RR/FL) |
| JAN 15 2021 | 16115' (962'). Operation: Drlg w/RSS. Formation: 90% Sand - 10% Shale. MW 9.6, Vis 56, PV 18, YP 9, Gels 10/11, HTHP 12, FC 2, ES 385, Lime 2.85, Cl 45000, O/W 74/26, Solids 8.3%. DMC \$3,078. TMC \$37,147. Bit #6, Size 6 1/8", Mfg NOV, Type TKC63, SN A271890, Jets 3/10's & 3/12's, In @ 10788', Made 5327' in 75 1/2 hrs. PP 4500#, RPM 75/150, WOB 35K#, PR 46.4. (Drlg 20 3/4, Surveys 2 3/4, RS 1/2 hrs). Remarks: Day 19. Drlg from 15153' to 16115' w/surveys & RS. BHA: Bit, 4.75" Orbit RSS w/stab, UBHO, NMDC w/filter, Tomax, AEP 0° stab mtr w/0.49 rpg, 1-4" HWDP, Safety jt, 2-4" HWDP, Drill & ream. Total BHA: 210.51'. No fluid lost or gained. Last Survey: MD 16026' (TVD 10303.6') Inc 90.5° Azm 359.8° . Drilled 5342' of 7152' lateral. BG 412 units. CG 3529 units. EDCC \$650. CTCC \$1,400. EDDC \$58,556. CTDC \$1,945,673. CTWC \$1,947,073. (SC/LB-C/RR/FL) |
| JAN 16 2021 | 16247' (132'). Operation: TIH. Formation: 70% Sand - 30% Shale. MW 9.5, Vis 57, PV 18, YP 10, Gels 10/12, HTHP 11, FC 2, ES 376, Lime 2.85, Cl 43000, O/W 75/25, Solids 8.6%. DMC \$2,607. TMC \$39,754. Bit #6, Size 6 1/8", Mfg NOV, Type TKC63, SN A271890, Jets 3/10's & 3/12's, In @ 10788', Out @ 16247', Made 5459' in 77 1/4 hrs. Bit #7, Size 6 1/8", Mfg NOV, Type TKC63, SN A272640, Jets 3/10's & 3/12's, In @ 16247', Made 0' in 0 hrs. PP 4023#, RPM 65/140, WOB 35k#, PR 75.4. (Drlg 1 3/4, Surveys 1/2, Circ 1/4, Trip 16 1/2, Dir/Work 4, RS 1 hrs). Remarks: Day 20. Drlg from 16115' to 16247' w/surveys. Circ. TOO H for PR. Replace dir tools & test. TIH. Cut drlg line. TIH. BHA: Bit, 4.75" Orbit RSS w/stab, UBHO, NMDC w/filter, Tomax, AEP 0° stab mtr w/0.49 rpg, 1-4" HWDP, Safety jt, 2-4" HWDP, Drill & ream. Total BHA: 204.00'. No fluid lost or gained. Last Survey: MD 16212' (TVD 10300.2') Inc 91.2° Azm 0.2° . Drilled 5474' of 7152' lateral. BG 211 units. CG 1463 units. EDCC \$0. CTCC \$1,400. EDDC \$38,992. CTDC \$1,984,665. CTWC \$1,986,065. (SC/LB-C/RR/FL) |
| JAN 17 2021 | 16789' (542'). Operation: Drlg w/RSS. Formation: 70% Sand - 20% Lime - 10% Shale. MW 9.6, Vis 63, PV 18, YP 11, Gels 11/13, HTHP 12, FC 2, ES 381, Lime 2.72, Cl 42000, O/W 75/25, Solids 7.7%. DMC \$632. TMC \$40,386. Bit #7, Size 6 1/8", Mfg NOV, Type TKC63, SN A272640, Jets 3/10's & 3/12's, In @ 16247', Made 542' in 10 hrs. PP 4730#, RPM 75/136, WOB 30K#, PR 54.2. (Drlg 10, Surveys 1 1/4, Trip 10 3/4, Troubleshoot 1 1/2, RS 1/2 hrs). Remarks: Day 21. Drlg from 16247' to 16434' w/surveys. Troubleshoot pressure loss. TOO H. Found washed connection in DP @ 93 stds. TIH. Drlg from 16434' to 16789' w/surveys & RS. BHA: Bit, 4.75" Orbit RSS w/stab, UBHO, NMDC w/filter, Tomax, AEP 0° stab mtr w/0.49 rpg, 1-4" HWDP, Safety jt, 2-4" HWDP, Drill & ream. Total BHA: 204.00'. No fluid lost or gained. Last Survey: MD 16668' (TVD 10290.9') Inc 91.1° Azm 3.6° . Drilled 6016' of 7169' lateral. BG 74 units. CG 282 units. TG 5034 units. EDCC \$0. CTCC \$1,400. EDDC \$45,960. CTDC \$2,030,625. CTWC \$2,032,025. (JVW-C/LB-C/RR/FL) |
| JAN 18 2021 | 17842' (1053'). Operation: Drlg w/RSS. Formation: 100% Sand. MW 9.7, Vis 56, PV 17, YP 10, Gels 10/13, HTHP 11, FC 2, ES 401, Lime 2.85, Cl 40000, O/W 76/24, Solids 8.0%. DMC \$3,157. TMC \$43,543. Bit #7, Size 6 1/8", Mfg NOV, Type TKC63, SN A272640, Jets 3/10's & 3/12's, In @ 16247', Made 1595' in 31 1/4 hrs. PP 5010#, RPM 75/145, WOB 31K#, PR 49.6. (Drlg 21 1/4, Surveys 2 3/4 hrs). Remarks: Day 22. Drlg from 16434' to 17842' w/surveys. BHA: Bit, 4.75" Orbit RSS w/stab, UBHO, NMDC w/filter, Tomax, AEP 0° stab mtr w/0.49 rpg, 1-4" HWDP, Safety jt, 2-4" HWDP, Drill & ream. Total BHA: 204.00'. No fluid lost or gained. Last Survey: MD 17690' (TVD 10278.6') Inc 90.8° Azm 0.8° . Drilled 7069' of 7169' lateral. BG |

MEWBOURNE OIL COMPANY
P. O. BOX 7698
TYLER, TEXAS 75711

Lease

Inland 26 23 B2OJ St Com

Well No

1H

Location

191' FSL & 1247' FEL

County

Lea

ST

NM

Section

26

TwNShp

21S

Rng

34E

Section

Blk

Survey

Filename

Page

9

API No. 30-025-46931

| DATE | DAILY REPORTS | | | | | | | | | | | | | | | | | | | | | | | | | | | | | | | | | | | | | | | |
|-------------|--|-----------|-------------------|-------|---|--------------------------|-------|---|-----------------------------|-------|---|--------------------------------------|--------|---|--|-------|---|--------------------------------------|--------|---|--|-------|---|--------------------------------------|-------|-----|-------------------------------|----------|---|---|--------|--|-------|----------|--|---------------------|----------|--|-------------------------|-----------|
| JAN 19 2021 | <p>129 units. CG 216 units. EDCC \$0. CTCC \$1,400. EDDC \$69,815. CTDC \$2,100,440. CTWC \$2,101,840. (JVW-C/LB-C/RR/FL)</p> <p>17942' (100'). Operation: Running 4 ½" liner. Formation: 100% Sand. MW 9.8, Vis 54, PV 17, YP 9, Gels 10/12, HTHP 11, FC 2, ES 436, Lime 2.72, Cl 39000, O/W 76/24, Solids 7.8%. DMC \$2,551. TMC \$46,094. Bit #7, Size 6 ⅛", Mfg NOV, Type TKC63, SN A272640, Jets 3/10's & 3/12's, In @ 16247', Out @ 17942', Made 1695' in 34 ¾ hrs. PP 4720#, RPM 40/145, WOB 25K#, PR 28.6. (Drlg 3 ½, Surveys ¾, RS 1, Trip 9 ¾, LD dir tools 1 ½, Csg 7 ½ hrs). Remarks: Day 23. TOO H to 16000' w/no drag. TIH to 17842' w/no drag or fill. Drlg from 17842' to 17942' w/surveys & RS. TD well @ 12:45 P.M. 01/18/21. TOO H. LD dir tools. Held safety meeting. RU Butch's & run 4 ½" liner w/torque turn. BHA: Bit, 4.75" Orbit RSS w/stab, UBHO, NMDC w/filter, Tomax, AEP 0° stab mtr w/0.49 rpg, 1-4" HWDP, Safety jt, 2-4" HWDP, Drill & ream. Total BHA: 204.00'. No fluid lost or gained. Last Survey: MD 17914' (TVD 10275.8') Inc 90.7° Azm 2.0°. Projected to the bit: MD 17942' (TVD 10275.5') INC 90.7° Azm 2.0°. Drilled 7169' of lateral. BG 75 units. CG 85 units. TG 3543 units. EDCC \$7,824. CTCC \$9,224. EDDC \$31,607. CTDC \$2,132,048. CTWC \$2,141,272. (JVW-C/LB-C/RR)</p> | | | | | | | | | | | | | | | | | | | | | | | | | | | | | | | | | | | | | | | |
| JAN 20 2021 | <p>17942' (0'). Operation: LD 4" DP. TMC \$46,094. (Run liner 9, Circ 2 ¾, Set & test liner ½, Cmt 2 ½, Displace 1 ½, Test Liner ½, RD cmtrs 1, LD 4" DP 5 ¾, RS ½ hrs). Remarks: Day 24. Finish running 4 ½" liner. Rupture GBS disc w/2600#. Displace liner capacity. Circ btms up. Set/test liner hanger. RU Par Five & cmt. Set liner packer & displace 7" csg. RD cmtrs. LD 4" DP. RS. No fluid lost or gained. EDCC \$153,341. CTCC \$162,565. EDDC \$16,120. CTDC \$2,148,167. CTWC \$2,310,733. (JVW-C/LB-C/RR/FL)</p> <table><tr><td>1</td><td>Summit Float Shoe</td><td>2.40'</td></tr><tr><td>1</td><td>Summit Plus Float Collar</td><td>1.15'</td></tr><tr><td>1</td><td>Packers Plus Landing Collar</td><td>1.50'</td></tr><tr><td>1</td><td>4 ½" 13.5# HCP110 CDC-HTQ Csg Pup Jt</td><td>10.10'</td></tr><tr><td>1</td><td>Packers Plus Toe AP Sleeve (Pinned @ 7114#)</td><td>2.92'</td></tr><tr><td>1</td><td>4 ½" 13.5# HCP110 CDC-HTQ Csg Pup Jt</td><td>10.10'</td></tr><tr><td>1</td><td>Packers Plus Toe AP Sleeve (Pinned @ 7114#)</td><td>2.92'</td></tr><tr><td>1</td><td>4 ½" 13.5# HCP110 CDC-HTQ Csg Pup Jt</td><td>6.00'</td></tr><tr><td>193</td><td>4 ½" 13.5# HCP110 CDC-HTQ Csg</td><td>8146.30'</td></tr><tr><td>1</td><td>Packers Plus Liner Hanger Assy set @ 9745'</td><td>24.29'</td></tr><tr><td></td><td>Total</td><td>8207.68'</td></tr><tr><td></td><td>Top of liner @ (MD)</td><td>9733.32'</td></tr><tr><td></td><td>End of liner set @ (MD)</td><td>17941.00'</td></tr></table> <p>(Note: Received 202 jts of 4 ½" 13.5# HCP110 CDC-HTQ csg (8534.78' T-off). From Sooner Pipe - Manufactured by USS. Returned 9 jts of 4 ½" 13.5# HCP110 CDC-HTQ csg (388.48' T-off) to Sooner Pipe for credit.)</p> <p>Held safety meeting. Drop 1 ¾" ball & set liner hanger w/3000#. Pushed w/35k# to set/test liner hanger. Pulled 150k# & put 10 rounds right hand turn to release from hanger. Pressured up to 5000# to blow ball seat. Established returns. Pumped 40 bbls of diesel & 20 bbls 10# Mud Push spacer. Par Five cmt w/600 sks Class H (35:65) w/6% Gel, 0.6% Retarder, 0.5% Fluid Loss, 0.2% ASA & 10#/sk Pumice (yd @ 1.74 cuft/sk @ 13.5 PPG.) Followed w/5 bbls of sugar FW. Released dart. Displaced w/218 bbls sugar BW (calculated volume). Plug down @ 8:45 P.M.</p> | 1 | Summit Float Shoe | 2.40' | 1 | Summit Plus Float Collar | 1.15' | 1 | Packers Plus Landing Collar | 1.50' | 1 | 4 ½" 13.5# HCP110 CDC-HTQ Csg Pup Jt | 10.10' | 1 | Packers Plus Toe AP Sleeve (Pinned @ 7114#) | 2.92' | 1 | 4 ½" 13.5# HCP110 CDC-HTQ Csg Pup Jt | 10.10' | 1 | Packers Plus Toe AP Sleeve (Pinned @ 7114#) | 2.92' | 1 | 4 ½" 13.5# HCP110 CDC-HTQ Csg Pup Jt | 6.00' | 193 | 4 ½" 13.5# HCP110 CDC-HTQ Csg | 8146.30' | 1 | Packers Plus Liner Hanger Assy set @ 9745' | 24.29' | | Total | 8207.68' | | Top of liner @ (MD) | 9733.32' | | End of liner set @ (MD) | 17941.00' |
| 1 | Summit Float Shoe | 2.40' | | | | | | | | | | | | | | | | | | | | | | | | | | | | | | | | | | | | | | |
| 1 | Summit Plus Float Collar | 1.15' | | | | | | | | | | | | | | | | | | | | | | | | | | | | | | | | | | | | | | |
| 1 | Packers Plus Landing Collar | 1.50' | | | | | | | | | | | | | | | | | | | | | | | | | | | | | | | | | | | | | | |
| 1 | 4 ½" 13.5# HCP110 CDC-HTQ Csg Pup Jt | 10.10' | | | | | | | | | | | | | | | | | | | | | | | | | | | | | | | | | | | | | | |
| 1 | Packers Plus Toe AP Sleeve (Pinned @ 7114#) | 2.92' | | | | | | | | | | | | | | | | | | | | | | | | | | | | | | | | | | | | | | |
| 1 | 4 ½" 13.5# HCP110 CDC-HTQ Csg Pup Jt | 10.10' | | | | | | | | | | | | | | | | | | | | | | | | | | | | | | | | | | | | | | |
| 1 | Packers Plus Toe AP Sleeve (Pinned @ 7114#) | 2.92' | | | | | | | | | | | | | | | | | | | | | | | | | | | | | | | | | | | | | | |
| 1 | 4 ½" 13.5# HCP110 CDC-HTQ Csg Pup Jt | 6.00' | | | | | | | | | | | | | | | | | | | | | | | | | | | | | | | | | | | | | | |
| 193 | 4 ½" 13.5# HCP110 CDC-HTQ Csg | 8146.30' | | | | | | | | | | | | | | | | | | | | | | | | | | | | | | | | | | | | | | |
| 1 | Packers Plus Liner Hanger Assy set @ 9745' | 24.29' | | | | | | | | | | | | | | | | | | | | | | | | | | | | | | | | | | | | | | |
| | Total | 8207.68' | | | | | | | | | | | | | | | | | | | | | | | | | | | | | | | | | | | | | | |
| | Top of liner @ (MD) | 9733.32' | | | | | | | | | | | | | | | | | | | | | | | | | | | | | | | | | | | | | | |
| | End of liner set @ (MD) | 17941.00' | | | | | | | | | | | | | | | | | | | | | | | | | | | | | | | | | | | | | | |

MEWBOURNE OIL COMPANY
P. O. BOX 7698
TYLER, TEXAS 75711

Lease

Inland 26 23 B2OJ St Com

Well No

1H

Location

191' FSL & 1247' FEL

County

Lea

ST

NM

Section

26

TwNShp

21S

Rng

34E

Section

Blk

Survey

Filename

Page

10

API No. 30-025-46931

| DATE | DAILY REPORTS |
|-------------|--|
| | 01/19/21. Bumped plug w/3200#. Set packer w/80k#. Sting out of PBR w/2000# on DP. Displace 7" csg w/360 bbls of BW w/polymer sweep. Circ 223 sks of cmt off of liner top to the pit. At 10:15 P.M. 01/19/20, tested liner to 2500# for 30 min, held OK. (Notified NMOCDD by voicemail but did not witness.) |
| JAN 21 2021 | 17942' (0'). Operation: Rig released to move. TMC \$46,094. (LD DP 16, Pull WB ½, ND BOPE 2 ½, NU capping flange 1 ½, RD 3 ½ hrs). Remarks: Day 25. Finish LD 4" DP. Pull wear bushing. Held safety meeting. ND BOPE w/Man Welding. NU Cameron 13 ⅝" 5k# capping flange & test to 5k#. Rig released to move @ 2:30 A.M. 01/21/21. Start MO Patterson/UTI #595 to the Lindale 24/25 WIBG Fed #1H this A.M. w/Wilbanks Trucking Services. EDCC \$67,586. CTCC \$230,151. EDDC \$23,529. CTDC \$2,171,697. CTWC \$2,401,848. (JW-C/LB-C/RR/FL) |
| JAN 22 2021 | MO Patterson/UTI #595 w/Wilbanks Trucking Services. EDCC \$0. CTCC \$230,151. EDDC \$0. CTDC \$2,171,697. CTWC \$2,401,848. (PH-C/LB-C/RR/FL) |
| JAN 23 2021 | Continue MO Patterson/UTI #595 w/Wilbanks Trucking Services. EDCC \$0. CTCC \$230,151. EDDC \$0. CTDC \$2,171,697. CTWC \$2,401,848. (PH-C/LB-C/KT) |
| JAN 24 2021 | Finish MO Patterson/UTI #595 w/Wilbanks Trucking Services. WO toe prep. Start filling frac pond. EDCC \$0. CTCC \$230,151. EDDC \$0. CTDC \$2,171,697. CTWC \$2,401,848. (PH-C/LB-C/KT) |
| JAN 25 2021 | WO toe prep. Filling frac pond. EDCC \$0. CTCC \$230,151. EDDC \$0. CTDC \$2,171,697. CTWC \$2,401,848. |
| JAN 26 2021 | WO toe prep. Filling frac pond. EDCC \$0. CTCC \$230,151. EDDC \$0. CTDC \$2,171,697. CTWC \$2,401,848. |
| JAN 27 2021 | SICP 2500#. Calipered ID of tbg spool @ 6.765". MIRU Divine. NU 13 5/8" 5k x 7 1/16" 10k tbg spool & 7 1/16" 10k frac valve (MOC P-61) transferred from MOC stock @ Divine. Tested seals to 5k, held OK. MIRU Wellfoam & pump truck. Tested 7" x 9 5/8" annulus to 300#, held OK. Tested 7" csg to 6600#, held OK. Sleeve opened @ 7500#. Established injection rate of 5 BPM @ 3600# w/122 bbls. Pumped 2000 gals of 15% NeFe acid. Flushed acid w/483 bbls @ 8 BPM w/4200#. Walked rate up to 20 BPM @ 5100# w/483 bbls. SWI & SDFD. EDCC \$31,150. CTCC \$261,301. EDDC \$0. CTDC \$2,171,697. CTWC \$2,432,998. (JW-C) |
| JAN 28 2021 | SICP 350#. MIRU Renegade WL & Wellfoam pump. RIH w/Halliburton FasDrill Fusion 275 plug & 12 - 2' HP scalloped guns. Pumped guns down w/7476 gals FW @ 8 BPM & 5000#. Set plug @ 17900'. Fired guns on the fly. Perforated Stage #1 @ 17746' - 17885'. Total 12', 36 holes. Guns loaded @ 0.39 EHD, 15 GC, 38" pen, 120° phasing. POOH. All guns fired. RDMO Renegade WL & Well Foam. EDCC \$14,250. CTCC \$275,551. EDDC \$0. CTDC \$2,171,697. CTWC \$2,447,248. (JW-C) |
| JAN 29 2021 | Filling frac pond. EDCC \$0. CTCC \$275,551. EDDC \$0. CTDC \$2,171,697. CTWC \$2,447,248. |
| FEB 01 2021 | Filling frac pond. EDCC \$0. CTCC \$275,551. EDDC \$0. CTDC \$2,171,697. CTWC \$2,447,248. |

MEWBOURNE OIL COMPANY
P. O. BOX 7698
TYLER, TEXAS 75711

Lease

Inland 26 23 B2OJ St Com

Well No

1H

Location

191' FSL & 1247' FEL

County

Lea

ST

NM

Section

26

TwNShp

21S

Rng

34E

Section

Blk

Survey

Filename

Page

11

API No. 30-025-46931

| DATE | DAILY REPORTS | | | | |
|-------------|---|--------------------------------|------------|----------------|------------|
| FEB 02 2021 | Filling frac pond. EDCC \$0. CTCC \$275,551. EDDC \$0. CTDC \$2,171,697. CTWC \$2,447,248. | | | | |
| FEB 03 2021 | Filling frac pond. EDCC \$0. CTCC \$275,551. EDDC \$0. CTDC \$2,171,697. CTWC \$2,447,248. | | | | |
| FEB 04 2021 | Filling frac pond. EDCC \$0. CTCC \$275,551. EDDC \$0. CTDC \$2,171,697. CTWC \$2,447,248. | | | | |
| FEB 05 2021 | Filling frac pond. EDCC \$0. CTCC \$275,551. EDDC \$0. CTDC \$2,171,697. CTWC \$2,447,248. | | | | |
| FEB 08 2021 | Prep to frac this P.M. EDCC \$0. CTCC \$275,551. EDDC \$0. CTDC \$2,171,697. CTWC \$2,447,248. | | | | |
| FEB 09 2021 | MIRU Universal & frac rentals. Zipper well w/Inland 26/23 B2PI St Com #1H. Frac Bone Springs horizontal w/14640818 gals slickwater, carrying 14642750# 100 mesh local sand as follows (Planned). | | | | |
| | Planned Frac Design: | | | | |
| | <u>(Gals)</u> | <u>Stage Fluid</u> | <u>PPG</u> | | |
| | 18039 | Slickwater Pad w/500# Diverter | 0.00 | | |
| | 45000 | Slickwater w/Local 100 Mesh | 0.25 | | |
| | 65000 | Slickwater w/Local 100 Mesh | 0.50 | | |
| | 74500 | Slickwater w/Local 100 Mesh | 1.00 | | |
| | 60000 | Slickwater w/Local 100 Mesh | 1.50 | | |
| | 50000 | Slickwater w/Local 100 Mesh | 1.75 | | |
| | 50000 | Slickwater w/Local 100 Mesh | 2.00 | | |
| | 33159 | Slickwater Flush | 0.00 | | |
| | Planned WL Design: 200' stage spacing | | | | |
| | <u>Gun</u> | <u>Details</u> | <u>EHD</u> | <u>Phasing</u> | <u>Pen</u> |
| | Plug | FasDrill Fusion | | - | - |
| | 1 | 3 Holes | 0.39" | 120 | 38" |
| | 2 | 3 Holes | 0.39" | 120 | 38" |
| | 3 | 3 Holes | 0.39" | 120 | 38" |
| | 4 | 3 Holes | 0.39" | 120 | 38" |
| | 5 | 3 Holes | 0.39" | 120 | 38" |
| | 6 | 3 Holes | 0.39" | 120 | 38" |
| | 7 | 3 Holes | 0.39" | 120 | 38" |
| | 8 | 3 Holes | 0.39" | 120 | 38" |
| | 9 | 3 Holes | 0.39" | 120 | 38" |
| | 10 | 3 Holes | 0.39" | 120 | 38" |
| | 11 | 3 Holes | 0.39" | 120 | 38" |
| | 12 | 3 Holes | 0.39" | 120 | 38" |
| | <u>Stage #1 of 37:</u> | | | | |
| | Frac as follows: SICP 1375#. AIR 85 BPM. ASCP 6060#. Gal SW: 413791. Local 100 mesh | | | | |

MEWBOURNE OIL COMPANY
P. O. BOX 7698
TYLER, TEXAS 75711

| | | | | | | | | |
|----------|--------------------------|----|--------|---------|----|----------|----------------------|---------|
| Lease | Inland 26 23 B2OJ St Com | | | Well No | 1H | Location | 191' FSL & 1247' FEL | |
| County | Lea | ST | NM | Section | 26 | TwNShp | 21S | Rng 34E |
| Section | Blk | | Survey | | | | | |
| Filename | | | | | | | Page | 12 |

API No. 30-025-46931

| DATE | DAILY REPORTS |
|-------------|--|
| FEB 10 2021 | sand: 394800#. ISDP: 3080#. Notes: Pumped 1000 Gals 10% Acid. |
| | Stage #2 of 37: WL as follows: Pump guns down w/9030 gals SW @ 8 BPM & 3500#. Halliburton Fas Drill Fusion 275 plug set @ 17731'. Perforate @ 17716' - 17555'. Frac as follows: SICP 2780#. AIR 85 BPM. ASCP 6665#. Gal SW: 383397. Local 100 mesh sand: 395780#. ISDP: 3480#. |
| | Notes: Frac stage 3 @ report time. EDCC \$0. CTCC \$275,551. EDDC \$0. CTDC \$2,171,697. CTWC \$2,447,248. (PH-C/CW-C/MR-C/RP-C) |
| | Stage #3 of 37: WL as follows: Pump guns down w/11214 gals SW @ 8 BPM & 3500#. Halliburton Fas Drill Fusion 275 Plug Set @ 17545'. Perforate @ 17525' - 17365'. Frac as follows: SICP 2940#. AIR 84 BPM. ASCP 7210#. Gal SW: 383385. Local 100 mesh sand: 398060#. ISDP: 3375#. |
| | Notes: Stage #4 of 37: WL as follows: Pump guns down w/9282 gals SW @ 8 BPM & 3700#. Halliburton Fas Drill Fusion 275 Plug Set @ 17350'. Perforate @ 17335' - 17175'. Frac as follows: SICP 3000#. AIR 85 BPM. ASCP 7430#. Gal SW: 411526. Local 100 mesh sand: 388500#. ISDP: 3620#. |
| | Notes: Flush & SD mid-stage due to UPP equipment. Pumped 13000 gal over design. |
| FEB 11 2021 | Stage #5 of 37: WL as follows: Pump guns down w/10542 gals SW @ 8 BPM & 3800#. Halliburton Fas Drill Fusion 275 Plug Set @ 17162'. Perforate @ 17145' - 16983'. Frac as follows: SICP 3100#. AIR 85 BPM. ASCP 7840#. Gal SW: 381553. Local 100 mesh sand: 393780#. ISDP: 3620#. |
| | Notes: Stage #6 of 37: WL as follows: Pump guns down w/8988 gals SW @ 8 BPM & 4000#. Halliburton Fas Drill Fusion 275 Plug Set @ 16970'. Perforate @ 16955' - 16795'. Frac as follows: SICP 3180#. AIR 84 BPM. ASCP 7685#. Gal SW: 385331. Local 100 mesh sand: 393120#. ISDP: 4135#. |
| | Notes: Stage #7 of 37: WL as follows: Pump guns down w/10038 gals SW @ 8 BPM & 3900#. Halliburton Fas Drill Fusion 275 Plug Set @ 16782'. Perforate @ 16765' - 16595'. Frac as follows: SICP 3075#. AIR 65 BPM. ASCP 8455#. Gal SW: 384647. Local 100 mesh sand: 398760#. ISDP: 3875#. |
| | Notes: Frac stage 8 @ report time. EDCC \$0. CTCC \$275,551. EDDC \$0. CTDC \$2,171,697. CTWC \$2,447,248. (PH-C/CW-C/MR-C/RP-C) |
| | Stage #8 of 37: WL as follows: Pump guns down w/7812 gals SW @ 8 BPM & 4200#. Halliburton Fas Drill Fusion 275 Plug Set @ 16582'. Perforate @ 16565' - 16395'. Frac as follows: SICP 4180#. AIR 80 BPM. ASCP 8020#. Gal SW: 391549. Local 100 mesh sand: 398120#. ISDP: 4100#. |
| | Notes: Pumped 1000 gals of 10% HCL acid while seating ball with pump down. |

MEWBOURNE OIL COMPANY
P. O. BOX 7698
TYLER, TEXAS 75711

| | | | | | | | |
|----------|--------------------------|-------|---------|----|----------|----------------------|---------|
| Lease | Inland 26 23 B2OJ St Com | | Well No | 1H | Location | 191' FSL & 1247' FEL | |
| County | Lea | ST NM | Section | 26 | TwNShp | 21S | Rng 34E |
| Section | Blk | | Survey | | | | |
| Filename | | | | | | Page | 13 |

API No. 30-025-46931

| DATE | DAILY REPORTS |
|------|--|
| | <p><u>Stage #9 of 37:</u> WL as follows: Pump guns down w/8274 gals SW @ 8 BPM & 4200#. Halliburton Fas Drill Fusion 275 Plug Set @ 16380'. Perforate @ 16365' - 16185'. Frac as follows: SICP 3600#. AIR 80 BPM. ASCP 8005#. Gal SW: 381179. Local 100 mesh sand: 395120#. ISDP: 3980#. Notes: Pumped 1000 gals of 10% HCL acid while seating ball with pump down.</p> <p><u>Stage #10 of 37:</u> WL as follows: Pump guns down w/7266 gals SW @ 8 BPM & 4100#. Halliburton Fas Drill Fusion 275 Plug Set @ 16172'. Perforate @ 16155' - 15975'. Frac as follows: SICP 3170#. AIR 84 BPM. ASCP 7220#. Gal SW: 381380. Local 100 mesh sand: 395820#. ISDP: 4420#. Notes: Pumped 1000 gals of 10% HCL acid while seating ball with pump down.</p> <p><u>Stage #11 of 37:</u> WL as follows: Pump guns down w/6552 gals SW @ 8 BPM & 4100#. Halliburton Fas Drill Fusion 275 Plug Set @ 15964'. Perforate @ 15945' - 15765'. Frac as follows: SICP 3345#. AIR 85 BPM. ASCP 7410#. Gal SW: 386097. Local 100 mesh sand: 395540#. ISDP: 4480#. Notes: Pumped 1000 gals of 10% HCL acid while seating ball with pump down.</p> <p><u>Stage #12 of 37:</u> WL as follows: Pump guns down w/7182 gals SW @ 8 BPM & 4100#. Halliburton Fas Drill Fusion 275 Plug Set @ 15746'. Perforate @ 15735' - 15555'. Frac as follows: SICP 3250#. AIR 85 BPM. ASCP 7430#. Gal SW: 383972. Local 100 mesh sand: 395660#. ISDP: 4380#. Notes: Pumped 1000 gals of 10% HCL acid while seating ball with pump down.</p> <p>Frac stage 13 @ report time. EDCC \$0. CTCC \$275,551. EDDC \$0. CTDC \$2,171,697. CTWC \$2,447,248. (PH-C/CW-C/MR-C/RP-C)</p> <p><u>Stage #13 of 37:</u> WL as follows: Pump guns down w/6930 gals SW @ 8 BPM & 4200#. Halliburton Fas Drill Fusion 275 Plug Set @ 15538'. Perforate @ 15525' - 15345'. Frac as follows: SICP 3510#. AIR 84 BPM. ASCP 7300#. Gal SW: 377053. Local 100 mesh sand: 395060#. ISDP: 3900#. Notes: Pumped 1000 gals of 10% HCL acid while seating ball w/pump down.</p> <p><u>Stage #14 of 37:</u> WL as follows: Pump guns down w/6342 gals SW @ 8 BPM & 4200#. Halliburton Fas Drill Fusion 275 Plug Set @ 15330'. Perforate @ 15315' - 15135'. Frac as follows: SICP 3515#. AIR 78 BPM. ASCP 7435#. Gal SW: 384241. Local 100 mesh sand: 395000#. ISDP: 3930#. Notes: Pumped 1000 gals of 10% HCL acid while seating ball w/pump down.</p> <p><u>Stage #15 of 37:</u> WL as follows: Pump guns down w/7182 gals SW @ 8 BPM & 4100#. Halliburton Fas Drill Fusion 275 Plug Set @ 15117'. Perforate @ 15105' - 14925'. Frac as follows: SICP 3240#. AIR 85 BPM. ASCP 6985#. Gal SW: 391094. Local 100 mesh sand: 395800#. ISDP: 3850#. Notes:</p> <p><u>Stage #16 of 37:</u> WL as follows: Pump guns down w/6636 gals SW @ 8 BPM & 3800#. Halliburton Fas Drill Fusion 275 Plug Set @ 14910'. Perforate @ 14895' - 14728'. Frac as follows: SICP 3150#. AIR 85 BPM. ASCP 6720#. Gal SW: 385397. Local 100 mesh sand: 397000#. ISDP: 3480#.</p> |

MEWBOURNE OIL COMPANY
P. O. BOX 7698
TYLER, TEXAS 75711

Lease

Inland 26 23 B2OJ St Com

Well No

1H

Location

191' FSL & 1247' FEL

County

Lea

ST

NM

Section

26

TwNShp

21S

Rng

34E

Section

Blk

Survey

Filename

Page

14

API No. 30-025-46931

| DATE | DAILY REPORTS |
|-------------|---|
| | <p>Notes:</p> <p>Stage #17 of 37: WL as follows: Pump guns down w/7858 gals SW @ 8 BPM & 4100#. Halliburton Fas Drill Fusion 275 Plug Set @ 14710'. Perforate @ 14695' - 14525'. Frac as follows: SICP 3200#. AIR 85 BPM. ASCP 6390#. Gal SW: 374483. Local 100 mesh sand: 397440#. ISDP: 3560#.</p> <p>Notes:</p> <p>Stage #18 of 37: WL as follows: Pump guns down w/7602 gals SW @ 8 BPM & 4100#. Halliburton Ultra Plug Set @ 14510'. Perforate @ 14495' - 14325'. Frac as follows: SICP 3180#. AIR 85 BPM. ASCP 6700#. Gal SW: 378267. Local 100 mesh sand: 398340#. ISDP: 3595#.</p> <p>Notes:</p> <p>WL stage 19 @ report time. EDCC \$0. CTCC \$275,551. EDDC \$0. CTDC \$2,171,697. CTWC \$2,447,248. (PH-C/MGW/MR-C/RP-C)</p> |
| FEB 13 2021 | <p>Stage #19 of 37: WL as follows: Pump guns down w/7518 gals SW @ 8 BPM & 3900#. Halliburton Ultra plug set @ 14315'. Perforate @ 14295' - 14135'. Frac as follows: SICP 3370#. AIR 78 BPM. ASCP 7470#. Gal SW: 392381. Local 100 mesh sand: 367560#. ISDP: 3990#.</p> <p>Notes:</p> <p>Shut down for weather. EDCC \$0. CTCC \$275,551. EDDC \$0. CTDC \$2,171,697. CTWC \$2,447,248. (MGW/MS-C/CW-C/RP-C)</p> |
| FEB 14 2021 | <p>Shut down for weather. EDCC \$0. CTCC \$275,551. EDDC \$0. CTDC \$2,171,697. CTWC \$2,447,248. (MGW/MS-C/CW-C/RP-C)</p> |
| FEB 15 2021 | <p>Shut down for weather. EDCC \$0. CTCC \$275,551. EDDC \$0. CTDC \$2,171,697. CTWC \$2,447,248.</p> |
| FEB 16 2021 | <p>Frac SD due to sand & weather. EDCC \$0. CTCC \$275,551. EDDC \$0. CTDC \$2,171,697. CTWC \$2,447,248.</p> |
| FEB 17 2021 | <p>Frac SD due to sand & weather. EDCC \$0. CTCC \$275,551. EDDC \$0. CTDC \$2,171,697. CTWC \$2,447,248.</p> |
| FEB 18 2021 | <p>Frac SD due to sand & weather. EDCC \$0. CTCC \$275,551. EDDC \$0. CTDC \$2,171,697. CTWC \$2,447,248.</p> |
| FEB 19 2021 | <p>Frac SD due to sand & weather. EDCC \$0. CTCC \$275,551. EDDC \$0. CTDC \$2,171,697. CTWC \$2,447,248.</p> |
| FEB 20 2021 | <p>Stage #20 of 37: WL as follows: Pump guns down w/6258 gals SW @ 8 BPM & 3900#. Halliburton Ultra Plug Set @ 14120'. Perforate @ 14105' - 13945'. Frac as follows: SICP 1850#. AIR 66 BPM. ASCP 7880#. Gal SW: 377715. Local 100 mesh sand: 400800#. ISDP: 3610#.</p> <p>Notes:</p> <p>Stage #21 of 37: WL as follows: Pump guns down w/6006 gals SW @ 8 BPM & 3900#. Halliburton Ultra Plug</p> |

MEWBOURNE OIL COMPANY
P. O. BOX 7698
TYLER, TEXAS 75711

LeaseInland 26 23 B2OJ St ComWell No1HLocation191' FSL & 1247' FEL

CountyLeaSTNMSecti26TwShp21SRng34E

SectionBlkSurvey

FilenamePage15

API No. 30-025-46931

| DATE | DAILY REPORTS |
|-------------|---|
| FEB 21 2021 | <p>Set @ 13933'. Perforate @ 13915' - 13755'. Frac as follows: SICP 3840#. AIR 83 BPM. ASCP 7340#. Gal SW: 375494. Local 100 mesh sand: 403380#. ISDP: 3820#. Notes: No acid pumped</p> <p>Frac stage 22 @ report time. EDCC \$0. CTCC \$275,551. EDDC \$0. CTDC \$2,171,697. CTWC \$2,447,248. (MGW/MS-C/CW-C/RP-C)</p> <p><u>Stage #22 of 37:</u> WL as follows: Pump guns down w/6174 gals SW @ 8 BPM & 3900#. Halliburton Ultra Plug Set @ 13740'. Perforate @ 13725' - 13555'. Frac as follows: SICP 3070#. AIR 84 BPM. ASCP 6190#. Gal SW: 375884. Local 100 mesh sand: 395140#. ISDP: 3260#. Notes: Pumped 500 gal of 10% HCL acid behind ball</p> <p><u>Stage #23 of 37:</u> WL as follows: Pump guns down w/5880 gals SW @ 8 BPM & 3700#. Halliburton Ultra Plug Set @ 13540'. Perforate @ 13525' - 13355'. Frac as follows: SICP 3040#. AIR 84 BPM. ASCP 6550#. Gal SW: 376130. Local 100 mesh sand: 395940#. ISDP: 3270#. Notes:</p> <p><u>Stage #24 of 37:</u> WL as follows: Pump guns down w/5418 gals SW @ 8 BPM & 3700#. Halliburton Ultra Plug Set @ 13340'. Perforate @ 13325' - 13155'. Frac as follows: SICP 2550#. AIR 85 BPM. ASCP 6130#. Gal SW: 384887. Local 100 mesh sand: 395300#. ISDP: 3620#. Notes:</p> <p><u>Stage #25 of 37:</u> WL as follows: Pump guns down w/5250 gals SW @ 8 BPM & 3700#. Halliburton Ultra Plug Set @ 13140'. Perforate @ 13125' - 12955'. Frac as follows: SICP 2890#. AIR 84 BPM. ASCP 5890#. Gal SW: 379031. Local 100 mesh sand: 401020#. ISDP: 3840#. Notes:</p> <p><u>Stage #26 of 37:</u> WL as follows: Pump guns down w/5124 gals SW @ 8 BPM & 3700#. Halliburton Ultra Plug Set @ 12938'. Perforate @ 12925' - 12755'. Frac as follows: SICP 3020#. AIR 85 BPM. ASCP 6080#. Gal SW: 377851. Local 100 mesh sand: 395140#. ISDP: 3080#. Notes:</p> <p><u>Stage #27 of 37:</u> WL as follows: Pump guns down w/4410 gals SW @ 8 BPM & 3800#. Halliburton Ultra Plug Set @ 12740'. Perforate @ 12725' - 12555'. Frac as follows: SICP 2940#. AIR 85 BPM. ASCP 5940#. Gal SW: 380771. Local 100 mesh sand: 394020#. ISDP: 3130#. Notes:</p> <p>Wait to frac stage 28 @ report time. EDCC \$0. CTCC \$275,551. EDDC \$0. CTDC \$2,171,697. CTWC \$2,447,248. (MGW/MS-C/CW-C/RP-C)</p> <p><u>Stage #28 of 37:</u> WL as follows: Pump guns down w/4116 gals SW @ 8 BPM & 4000#. Halliburton Ultra Plug Set @ 12540'. Perforate @ 12525' - 12365'. Frac as follows: SICP 3290#. AIR 85 BPM. ASCP 6365#. Gal SW: 379071. Local 100 mesh sand: 395400#. ISDP: 4090#. Notes: Pumped 840 gal of 15% HCL acid behind ball</p> <p><u>Stage #29 of 37:</u> WL as follows: Pump guns down w/3570 gals SW @ 8 BPM & 3900#. Halliburton Ultra Plug</p> |

MEWBOURNE OIL COMPANY
P. O. BOX 7698
TYLER, TEXAS 75711

| | | | | | | | | | |
|----------------------|--------------------------|----|--------|---------|----|----------|----------------------|------|-----|
| Lease | Inland 26 23 B2OJ St Com | | | Well No | 1H | Location | 191' FSL & 1247' FEL | | |
| County | Lea | ST | NM | Section | 26 | TwnShp | 21S | Rng | 34E |
| Section | Blk | | Survey | | | | | | |
| Filename | | | | | | | | Page | 16 |
| API No. 30-025-46931 | | | | | | | | | |

| DATE | DAILY REPORTS |
|------|---|
| | <p>Set @ 12350'. Perforate @ 12335' - 12175'. Frac as follows: SICP 2980#. AIR 84 BPM. ASCP 6520#. Gal SW: 374949. Local 100 mesh sand: 400380#. ISDP: 3830#. Notes:</p> <p><u>Stage #30 of 37:</u> WL as follows: Pump guns down w/3570 gals SW @ 8 BPM & 3800#. Halliburton Ultra Plug Set @ 12166'. Perforate @ 12145' - 11965'. Frac as follows: SICP 2840#. AIR 85 BPM. ASCP 6060#. Gal SW: 380898. Local 100 mesh sand: 395860#. ISDP: 3350#. Notes:</p> <p><u>Stage #31 of 37:</u> WL as follows: Pump guns down w/2730 gals SW @ 8 BPM & 3700#. Halliburton Ultra Plug Set @ 11948'. Perforate @ 11935' - 11765'. Frac as follows: SICP 2730#. AIR 85 BPM. ASCP 5650#. Gal SW: 376672. Local 100 mesh sand: 395400#. ISDP: 3560#. Notes:</p> <p><u>Stage #32 of 37:</u> WL as follows: Pump guns down w/2814 gals SW @ 8 BPM & 3900#. Halliburton Ultra Plug Set @ 11752'. Perforate @ 11735' - 11565'. Frac as follows: SICP 2870#. AIR 85 BPM. ASCP 5520#. Gal SW: 378806. Local 100 mesh sand: 398680#. ISDP: 3380#. Notes:</p> <p><u>Stage #33 of 37:</u> WL as follows: Pump guns down w/2310 gals SW @ 8 BPM & 3600#. Halliburton Ultra Plug Set @ 11550'. Perforate @ 11535' - 11365'. Frac as follows: SICP 2810#. AIR 85 BPM. ASCP 5440#. Gal SW: 375071. Local 100 mesh sand: 393700#. ISDP: 2920#. Notes:</p> <p>WL stage 34 @ report time. EDCC \$0. CTCC \$275,551. EDDC \$0. CTDC \$2,171,697. CTWC \$2,447,248. (MGW/MS-C/CW-C/RP-C)</p> <p><u>Stage #34 of 37:</u> WL as follows: Pump guns down w/2016 gals SW @ 8 BPM & 3700#. Halliburton Ultra Plug Set @ 11350'. Perforate @ 11335' - 11165'. Frac as follows: SICP 3100#. AIR 85 BPM. ASCP 6010#. Gal SW: 382584. Local 100 mesh sand: 395300#. ISDP: 3200#. Notes:</p> <p><u>Stage #35 of 37:</u> WL as follows: Pump guns down w/1890 gals SW @ 8 BPM & 3700#. Halliburton Ultra Plug Set @ 11154'. Perforate @ 11135' - 10965'. Frac as follows: SICP 2835#. AIR 85 BPM. ASCP 5405#. Gal SW: 378131. Local 100 mesh sand: 392260#. ISDP: 3100#. Notes: Pumped 1000 gals 10% HCl Acid behind ball w/PD</p> <p><u>Stage #36 of 37:</u> WL as follows: Pump guns down w/1092 gals SW @ 8 BPM & 3700#. Halliburton Ultra Plug Set @ 10950'. Perforate @ 10935' - 10765'. Frac as follows: SICP 2990#. AIR 85 BPM. ASCP 6170#. Gal SW: 380369. Local 100 mesh sand: 395820#. ISDP: 3450#. Notes: Pumped 1000 gals 10% HCl Acid behind ball w/PD</p> <p><u>Stage #37 of 37:</u> WL as follows: Pump guns down w/1050 gals SW @ 8 BPM & 3700#. Halliburton Ultra Plug Set @ 10750'. Perforate @ 10735' - 10565'. Frac as follows: SICP 3090#. AIR 85 BPM. ASCP 6290#. Gal SW: 382749. Local 100 mesh sand: 401820#. ISDP: 3620#. Notes: Perforated w/Connex charges. Pumped 750 gals 10% HCl Acid behind ball w/PD</p> |

MEWBOURNE OIL COMPANY
P. O. BOX 7698
TYLER, TEXAS 75711

Lease

Inland 26 23 B2OJ St Com

Well No

1H

Location

191' FSL & 1247' FEL

County

Lea

ST

NM

Section

26

TwNShp

21S

Rng

34E

Section

Blk

Survey

Filename

Page

17

API No. 30-025-46931

| DATE | DAILY REPORTS | | | | | | |
|--------------|---|---------------------------|------------|---------------------------|------------|---------------|------|
| | 5 min 3540#, 10 min 3440#, 15 min 3390#. AIR 83 BPM. ASCP 6750#. Pumped 357054 BFW. (357054 BLWTR). Frac horizontal Bone Springs w/14996268 gals (>1000 TDS but <10000 TDS) slickwater, carrying 14633990# local 100 mesh sand. RDMO Universal & frac equipment. EDCC \$1,821,870. CTCC \$2,097,421. EDDC \$0. CTDC \$2,171,697. CTWC \$4,269,118. (MGW/MS-C/CW-C/RP-C) | | | | | | |
| FEB 24 2021 | WO DO. EDCC \$0. CTCC \$2,097,421. EDDC \$0. CTDC \$2,171,697. CTWC \$4,269,118. | | | | | | |
| FEB 25 2021 | WO DO. EDCC \$0. CTCC \$2,097,421. EDDC \$0. CTDC \$2,171,697. CTWC \$4,269,118. | | | | | | |
| FEB 26 2021 | WO DO. EDCC \$0. CTCC \$2,097,421. EDDC \$0. CTDC \$2,171,697. CTWC \$4,269,118. | | | | | | |
| MAR 01 2021 | WO DO. EDCC \$0. CTCC \$2,097,421. EDDC \$0. CTDC \$2,171,697. CTWC \$4,269,118. | | | | | | |
| MAR 02 2021 | WO DO. EDCC \$0. CTCC \$2,097,421. EDDC \$0. CTDC \$2,171,697. CTWC \$4,269,118. | | | | | | |
| MAR 03 2021 | WO DO. (357054 BLWTR). EDCC \$0. CTCC \$2,097,421. EDDC \$0. CTDC \$2,171,697. CTWC \$4,269,118. | | | | | | |
| MAR 04 2021 | WO DO. (357054 BLWTR). EDCC \$0. CTCC \$2,097,421. EDDC \$0. CTDC \$2,171,697. CTWC \$4,269,118. | | | | | | |
| MAR 05 2021 | SICP 1800#. <div><div><div>Time</div><div>4:00 P.M.</div></div><div><div>Ck</div><div>33/64"</div></div><div><div>FCP</div><div>900#</div></div><div><div>BW/hr</div><div>200</div></div><div><div>Sand</div><div>light</div></div></div> | | | | | | |
| | SWI. WO DO. Recovered 397 BW in 2 hrs (356657 BLWTR, Recovered 1%). EDCC \$5,000. CTCC \$2,102,421. EDDC \$0. CTDC \$2,171,697. CTWC \$4,274,118. (CMB) | | | | | | |
| MAR 08 2021 | SWI. WO DO. (356657 BLWTR, Recovered 1%). EDCC \$0. CTCC \$2,102,421. EDDC \$0. CTDC \$2,171,697. CTWC \$4,274,118. | | | | | | |
| MAR 09 2021 | SWI. WO DO. (356657 BLWTR, Recovered 1%). EDCC \$0. CTCC \$2,102,421. EDDC \$0. CTDC \$2,171,697. CTWC \$4,274,118. | | | | | | |
| MAR 10 2021 | WO DO. (356657 BLWTR, recovered 1%). EDCC \$0. CTCC \$2,102,421. EDDC \$0. CTDC \$2,171,697. CTWC \$4,274,118. | | | | | | |
| MAR 11 2021 | WO DO. (356657 BLWTR, recovered 1%). EDCC \$0. CTCC \$2,102,421. EDDC \$0. CTDC \$2,171,697. CTWC \$4,274,118. | | | | | | |
| MAR 12 2021 | SICP 1600#. MIRU KLX 2 3⁄8" CT, TTS tools & DO equipment. Held safety meeting & pressure tested to 7500#, held OK. RIH w/3 3⁄4" Varel bit (SN 1684376), 3 1⁄8" motor, XRV, hydraulic disconnect, jars, dual flapper, weld on coil connector & 2 3⁄8" coil tbg to 9650'. Broke circulation w/4.5 BPM & set returns to 9 BPM @ 700#. RIH & drill plugs as follows: <div><table><tr><td>Plug #/Depth</td><td>Plug Type</td><td>Pump / Return Rates / FCP</td><td>Drill Time</td><td>Between Plugs</td><td>Sand</td></tr></table></div> | Plug #/Depth | Plug Type | Pump / Return Rates / FCP | Drill Time | Between Plugs | Sand |
| Plug #/Depth | Plug Type | Pump / Return Rates / FCP | Drill Time | Between Plugs | Sand | | |

MEWBOURNE OIL COMPANY
P. O. BOX 7698
TYLER, TEXAS 75711

Lease

Inland 26 23 B2OJ St Com

Well No

1H

Location

191' FSL & 1247' FEL

County

Lea

ST

NM

Section

26

TwtnShp

21S

Rng

34E

Section

Blk

Survey

Filename

Page

18

API No. 30-025-46931

| DATE | DAILY REPORTS | | | | | | | | | | | | | | | | | | | | | | | | | | | | | | | | | | | | | | | | | | | | | | | | | | | | | | | | | | | | | | | | | | | | | | | | | | | | | | | | | | | | | | | | | | | | | | | | | | | | | | | | | | | | |
|---|--|---------------------------|---------------------------|---------------|---------------|-------|-----------|-----------|-----------|-----------|---------|---------|-----------|-----------|-----------|-----------|---------|---------|-----------|-----------|-----------|-----------|---------|---------|-----------|-----------|-----------|-----------|---------|---------|-----------|-----------|-----------|-----------|---------|---------|-----------|-----------|-----------|-----------|---------|---------|-----------|-----------|-----------|-----------|---------|---------|-----------|-----------|-----------|-----------|---------|--------|-----------|-----------|-----------|-----------|---------|---------|----------|-----------|-----------|-----------|---------|---------|-----|-----------|-------|-----------|--------|---------|-----|-----------|-------|-----------|--------|---------|-----|-----------|-------|-----------|--------|---------|-----|-----------|-------|-----------|--------|---------|-----|-----------|-------|-----------|--------|---------|-----|-----------|-------|-----------|--------|---------|-----|-----------|-------|-----------|--------|---------|-----|
| MAR 13 2021 | <table><tr><td>37/10750'</td><td>Ultra</td><td>4.5/9/700</td><td>3 mins</td><td>N/A</td><td>Light</td></tr><tr><td>36/10950'</td><td>Ultra</td><td>4.5/9/700</td><td>5 mins</td><td>12 mins</td><td>Light</td></tr><tr><td>35/11154'</td><td>Ultra</td><td>4.5/9/700</td><td>6 mins</td><td>12 mins</td><td>Light</td></tr><tr><td>34/11350'</td><td>Ultra</td><td>4.5/9/700</td><td>4 mins</td><td>11 mins</td><td>Light</td></tr><tr><td>33/11550'</td><td>Ultra</td><td>4.5/9/700</td><td>6 mins</td><td>12 mins</td><td>Light</td></tr><tr><td>32/11752'</td><td>Ultra</td><td>4.5/9/700</td><td>5 mins</td><td>10 mins</td><td>Light</td></tr><tr><td>31/11948'</td><td>Ultra</td><td>4.5/9/700</td><td>7 mins</td><td>10 mins</td><td>Med</td></tr><tr><td>30/12166'</td><td>Ultra</td><td>4.5/9/700</td><td>6 mins</td><td>12 mins</td><td>Med</td></tr><tr><td>29/12350'</td><td>Ultra</td><td>4.5/9/800</td><td>5 mins</td><td>9 mins</td><td>Med</td></tr><tr><td>28/12540'</td><td>Ultra</td><td>4.5/9/800</td><td>5 mins</td><td>12 mins</td><td>Med</td></tr><tr><td>27/12740'</td><td>Ultra</td><td>4.5/9/800</td><td>2 mins</td><td>14 mins</td><td>Med</td></tr><tr><td>26/12938'</td><td>Ultra</td><td>4.5/9/800</td><td>5 mins</td><td>18 mins</td><td>Med</td></tr><tr><td>25/13140'</td><td>Ultra</td><td>4.5/9/800</td><td>4 mins</td><td>18 mins</td><td>Med</td></tr><tr><td>24/13340'</td><td>Ultra</td><td>4.5/9/800</td><td>7 mins</td><td>21 mins</td><td>Med</td></tr><tr><td>23/13540'</td><td>Ultra</td><td>4.5/9/800</td><td>7 mins</td><td>30 mins</td><td>Med</td></tr><tr><td>22/13740'</td><td>Ultra</td><td>4.5/9/900</td><td>7 mins</td><td>19 mins</td><td>Med</td></tr><tr><td>21/13933'</td><td>Ultra</td><td>4.5/9/900</td><td>6 mins</td><td>14 mins</td><td>Med</td></tr><tr><td>20/14120'</td><td>Ultra</td><td>4.5/9/900</td><td>7 mins</td><td>22 mins</td><td>Med</td></tr></table> | 37/10750' | Ultra | 4.5/9/700 | 3 mins | N/A | Light | 36/10950' | Ultra | 4.5/9/700 | 5 mins | 12 mins | Light | 35/11154' | Ultra | 4.5/9/700 | 6 mins | 12 mins | Light | 34/11350' | Ultra | 4.5/9/700 | 4 mins | 11 mins | Light | 33/11550' | Ultra | 4.5/9/700 | 6 mins | 12 mins | Light | 32/11752' | Ultra | 4.5/9/700 | 5 mins | 10 mins | Light | 31/11948' | Ultra | 4.5/9/700 | 7 mins | 10 mins | Med | 30/12166' | Ultra | 4.5/9/700 | 6 mins | 12 mins | Med | 29/12350' | Ultra | 4.5/9/800 | 5 mins | 9 mins | Med | 28/12540' | Ultra | 4.5/9/800 | 5 mins | 12 mins | Med | 27/12740' | Ultra | 4.5/9/800 | 2 mins | 14 mins | Med | 26/12938' | Ultra | 4.5/9/800 | 5 mins | 18 mins | Med | 25/13140' | Ultra | 4.5/9/800 | 4 mins | 18 mins | Med | 24/13340' | Ultra | 4.5/9/800 | 7 mins | 21 mins | Med | 23/13540' | Ultra | 4.5/9/800 | 7 mins | 30 mins | Med | 22/13740' | Ultra | 4.5/9/900 | 7 mins | 19 mins | Med | 21/13933' | Ultra | 4.5/9/900 | 6 mins | 14 mins | Med | 20/14120' | Ultra | 4.5/9/900 | 7 mins | 22 mins | Med |
| | 37/10750' | Ultra | 4.5/9/700 | 3 mins | N/A | Light | | | | | | | | | | | | | | | | | | | | | | | | | | | | | | | | | | | | | | | | | | | | | | | | | | | | | | | | | | | | | | | | | | | | | | | | | | | | | | | | | | | | | | | | | | | | | | | | | | | | | | | |
| | 36/10950' | Ultra | 4.5/9/700 | 5 mins | 12 mins | Light | | | | | | | | | | | | | | | | | | | | | | | | | | | | | | | | | | | | | | | | | | | | | | | | | | | | | | | | | | | | | | | | | | | | | | | | | | | | | | | | | | | | | | | | | | | | | | | | | | | | | | | |
| | 35/11154' | Ultra | 4.5/9/700 | 6 mins | 12 mins | Light | | | | | | | | | | | | | | | | | | | | | | | | | | | | | | | | | | | | | | | | | | | | | | | | | | | | | | | | | | | | | | | | | | | | | | | | | | | | | | | | | | | | | | | | | | | | | | | | | | | | | | | |
| | 34/11350' | Ultra | 4.5/9/700 | 4 mins | 11 mins | Light | | | | | | | | | | | | | | | | | | | | | | | | | | | | | | | | | | | | | | | | | | | | | | | | | | | | | | | | | | | | | | | | | | | | | | | | | | | | | | | | | | | | | | | | | | | | | | | | | | | | | | | |
| | 33/11550' | Ultra | 4.5/9/700 | 6 mins | 12 mins | Light | | | | | | | | | | | | | | | | | | | | | | | | | | | | | | | | | | | | | | | | | | | | | | | | | | | | | | | | | | | | | | | | | | | | | | | | | | | | | | | | | | | | | | | | | | | | | | | | | | | | | | | |
| | 32/11752' | Ultra | 4.5/9/700 | 5 mins | 10 mins | Light | | | | | | | | | | | | | | | | | | | | | | | | | | | | | | | | | | | | | | | | | | | | | | | | | | | | | | | | | | | | | | | | | | | | | | | | | | | | | | | | | | | | | | | | | | | | | | | | | | | | | | | |
| | 31/11948' | Ultra | 4.5/9/700 | 7 mins | 10 mins | Med | | | | | | | | | | | | | | | | | | | | | | | | | | | | | | | | | | | | | | | | | | | | | | | | | | | | | | | | | | | | | | | | | | | | | | | | | | | | | | | | | | | | | | | | | | | | | | | | | | | | | | | |
| | 30/12166' | Ultra | 4.5/9/700 | 6 mins | 12 mins | Med | | | | | | | | | | | | | | | | | | | | | | | | | | | | | | | | | | | | | | | | | | | | | | | | | | | | | | | | | | | | | | | | | | | | | | | | | | | | | | | | | | | | | | | | | | | | | | | | | | | | | | | |
| | 29/12350' | Ultra | 4.5/9/800 | 5 mins | 9 mins | Med | | | | | | | | | | | | | | | | | | | | | | | | | | | | | | | | | | | | | | | | | | | | | | | | | | | | | | | | | | | | | | | | | | | | | | | | | | | | | | | | | | | | | | | | | | | | | | | | | | | | | | | |
| | 28/12540' | Ultra | 4.5/9/800 | 5 mins | 12 mins | Med | | | | | | | | | | | | | | | | | | | | | | | | | | | | | | | | | | | | | | | | | | | | | | | | | | | | | | | | | | | | | | | | | | | | | | | | | | | | | | | | | | | | | | | | | | | | | | | | | | | | | | | |
| | 27/12740' | Ultra | 4.5/9/800 | 2 mins | 14 mins | Med | | | | | | | | | | | | | | | | | | | | | | | | | | | | | | | | | | | | | | | | | | | | | | | | | | | | | | | | | | | | | | | | | | | | | | | | | | | | | | | | | | | | | | | | | | | | | | | | | | | | | | | |
| | 26/12938' | Ultra | 4.5/9/800 | 5 mins | 18 mins | Med | | | | | | | | | | | | | | | | | | | | | | | | | | | | | | | | | | | | | | | | | | | | | | | | | | | | | | | | | | | | | | | | | | | | | | | | | | | | | | | | | | | | | | | | | | | | | | | | | | | | | | | |
| | 25/13140' | Ultra | 4.5/9/800 | 4 mins | 18 mins | Med | | | | | | | | | | | | | | | | | | | | | | | | | | | | | | | | | | | | | | | | | | | | | | | | | | | | | | | | | | | | | | | | | | | | | | | | | | | | | | | | | | | | | | | | | | | | | | | | | | | | | | | |
| | 24/13340' | Ultra | 4.5/9/800 | 7 mins | 21 mins | Med | | | | | | | | | | | | | | | | | | | | | | | | | | | | | | | | | | | | | | | | | | | | | | | | | | | | | | | | | | | | | | | | | | | | | | | | | | | | | | | | | | | | | | | | | | | | | | | | | | | | | | | |
| | 23/13540' | Ultra | 4.5/9/800 | 7 mins | 30 mins | Med | | | | | | | | | | | | | | | | | | | | | | | | | | | | | | | | | | | | | | | | | | | | | | | | | | | | | | | | | | | | | | | | | | | | | | | | | | | | | | | | | | | | | | | | | | | | | | | | | | | | | | | |
| | 22/13740' | Ultra | 4.5/9/900 | 7 mins | 19 mins | Med | | | | | | | | | | | | | | | | | | | | | | | | | | | | | | | | | | | | | | | | | | | | | | | | | | | | | | | | | | | | | | | | | | | | | | | | | | | | | | | | | | | | | | | | | | | | | | | | | | | | | | | |
| | 21/13933' | Ultra | 4.5/9/900 | 6 mins | 14 mins | Med | | | | | | | | | | | | | | | | | | | | | | | | | | | | | | | | | | | | | | | | | | | | | | | | | | | | | | | | | | | | | | | | | | | | | | | | | | | | | | | | | | | | | | | | | | | | | | | | | | | | | | | |
| | 20/14120' | Ultra | 4.5/9/900 | 7 mins | 22 mins | Med | | | | | | | | | | | | | | | | | | | | | | | | | | | | | | | | | | | | | | | | | | | | | | | | | | | | | | | | | | | | | | | | | | | | | | | | | | | | | | | | | | | | | | | | | | | | | | | | | | | | | | | |
| | RIH to plug #19 @ report time. Recovered 1935 bbls while drilling (354722 BLWTR, recovered 1%). EDCC \$0. CTCC \$2,102,421. EDDC \$0. CTDC \$2,171,697. CTWC \$4,274,118. (GH-C/CJ-C) | | | | | | | | | | | | | | | | | | | | | | | | | | | | | | | | | | | | | | | | | | | | | | | | | | | | | | | | | | | | | | | | | | | | | | | | | | | | | | | | | | | | | | | | | | | | | | | | | | | | | | | | | | | | |
| FCP 800#. Continue RIH & drill plugs as follows: | | | | | | | | | | | | | | | | | | | | | | | | | | | | | | | | | | | | | | | | | | | | | | | | | | | | | | | | | | | | | | | | | | | | | | | | | | | | | | | | | | | | | | | | | | | | | | | | | | | | | | | | | | | | | |
| <table><tr><th>Plug #/Depth</th><th>Plug Type</th><th>Pump / Return Rates / FCP</th><th>Drill Time</th><th>Between Plugs</th><th>Sand</th></tr><tr><td>19/14315'</td><td>Ultra</td><td>4.5/9/800</td><td>9 mins</td><td>32 mins</td><td>Med</td></tr></table> | Plug #/Depth | Plug Type | Pump / Return Rates / FCP | Drill Time | Between Plugs | Sand | 19/14315' | Ultra | 4.5/9/800 | 9 mins | 32 mins | Med | | | | | | | | | | | | | | | | | | | | | | | | | | | | | | | | | | | | | | | | | | | | | | | | | | | | | | | | | | | | | | | | | | | | | | | | | | | | | | | | | | | | | | | | | | | | | | | | | |
| Plug #/Depth | Plug Type | Pump / Return Rates / FCP | Drill Time | Between Plugs | Sand | | | | | | | | | | | | | | | | | | | | | | | | | | | | | | | | | | | | | | | | | | | | | | | | | | | | | | | | | | | | | | | | | | | | | | | | | | | | | | | | | | | | | | | | | | | | | | | | | | | | | | | | |
| 19/14315' | Ultra | 4.5/9/800 | 9 mins | 32 mins | Med | | | | | | | | | | | | | | | | | | | | | | | | | | | | | | | | | | | | | | | | | | | | | | | | | | | | | | | | | | | | | | | | | | | | | | | | | | | | | | | | | | | | | | | | | | | | | | | | | | | | | | | | |
| RIH to 14336'. Made 1000' short trip in 114 mins w/no drag. RIH & drill plugs as follows: | | | | | | | | | | | | | | | | | | | | | | | | | | | | | | | | | | | | | | | | | | | | | | | | | | | | | | | | | | | | | | | | | | | | | | | | | | | | | | | | | | | | | | | | | | | | | | | | | | | | | | | | | | | | | |
| <table><tr><th>Plug #/Depth</th><th>Plug Type</th><th>Pump / Return Rates / FCP</th><th>Drill Time</th><th>Between Plugs</th><th>Sand</th></tr><tr><td>18/14510'</td><td>Ultra</td><td>4.5/9/800</td><td>6 mins</td><td>N/A</td><td>Med</td></tr><tr><td>17/14710'</td><td>Fusion</td><td>4.5/9/800</td><td>10 mins</td><td>43 mins</td><td>Med</td></tr><tr><td>16/14910'</td><td>Fusion</td><td>4.5/9/800</td><td>9 mins</td><td>44 mins</td><td>Med</td></tr><tr><td>15/15117'</td><td>Fusion</td><td>4.5/9/800</td><td>10 mins</td><td>47 mins</td><td>Med</td></tr><tr><td>14/15330'</td><td>Fusion</td><td>4.5/9/800</td><td>8 mins</td><td>50 mins</td><td>Med</td></tr><tr><td>13/15538'</td><td>Fusion</td><td>4.5/9/800</td><td>9 mins</td><td>76 mins</td><td>Med</td></tr><tr><td>12/15746'</td><td>Fusion</td><td>4.5/9/800</td><td>10 mins</td><td>49 mins</td><td>Med</td></tr><tr><td>11/15964'</td><td>Fusion</td><td>4.5/9/800</td><td>DNS</td><td>61 mins</td><td>Med</td></tr><tr><td>10/16172'</td><td>Fusion</td><td>4.5/9/800</td><td>9 mins</td><td>86 mins</td><td>Med</td></tr><tr><td>9/16380'</td><td>Fusion</td><td>4.5/9/800</td><td>5 mins</td><td>90 mins</td><td>Med</td></tr></table> | Plug #/Depth | Plug Type | Pump / Return Rates / FCP | Drill Time | Between Plugs | Sand | 18/14510' | Ultra | 4.5/9/800 | 6 mins | N/A | Med | 17/14710' | Fusion | 4.5/9/800 | 10 mins | 43 mins | Med | 16/14910' | Fusion | 4.5/9/800 | 9 mins | 44 mins | Med | 15/15117' | Fusion | 4.5/9/800 | 10 mins | 47 mins | Med | 14/15330' | Fusion | 4.5/9/800 | 8 mins | 50 mins | Med | 13/15538' | Fusion | 4.5/9/800 | 9 mins | 76 mins | Med | 12/15746' | Fusion | 4.5/9/800 | 10 mins | 49 mins | Med | 11/15964' | Fusion | 4.5/9/800 | DNS | 61 mins | Med | 10/16172' | Fusion | 4.5/9/800 | 9 mins | 86 mins | Med | 9/16380' | Fusion | 4.5/9/800 | 5 mins | 90 mins | Med | | | | | | | | | | | | | | | | | | | | | | | | | | | | | | | | | | | | | | | | | | | |
| Plug #/Depth | Plug Type | Pump / Return Rates / FCP | Drill Time | Between Plugs | Sand | | | | | | | | | | | | | | | | | | | | | | | | | | | | | | | | | | | | | | | | | | | | | | | | | | | | | | | | | | | | | | | | | | | | | | | | | | | | | | | | | | | | | | | | | | | | | | | | | | | | | | | | |
| 18/14510' | Ultra | 4.5/9/800 | 6 mins | N/A | Med | | | | | | | | | | | | | | | | | | | | | | | | | | | | | | | | | | | | | | | | | | | | | | | | | | | | | | | | | | | | | | | | | | | | | | | | | | | | | | | | | | | | | | | | | | | | | | | | | | | | | | | | |
| 17/14710' | Fusion | 4.5/9/800 | 10 mins | 43 mins | Med | | | | | | | | | | | | | | | | | | | | | | | | | | | | | | | | | | | | | | | | | | | | | | | | | | | | | | | | | | | | | | | | | | | | | | | | | | | | | | | | | | | | | | | | | | | | | | | | | | | | | | | | |
| 16/14910' | Fusion | 4.5/9/800 | 9 mins | 44 mins | Med | | | | | | | | | | | | | | | | | | | | | | | | | | | | | | | | | | | | | | | | | | | | | | | | | | | | | | | | | | | | | | | | | | | | | | | | | | | | | | | | | | | | | | | | | | | | | | | | | | | | | | | | |
| 15/15117' | Fusion | 4.5/9/800 | 10 mins | 47 mins | Med | | | | | | | | | | | | | | | | | | | | | | | | | | | | | | | | | | | | | | | | | | | | | | | | | | | | | | | | | | | | | | | | | | | | | | | | | | | | | | | | | | | | | | | | | | | | | | | | | | | | | | | | |
| 14/15330' | Fusion | 4.5/9/800 | 8 mins | 50 mins | Med | | | | | | | | | | | | | | | | | | | | | | | | | | | | | | | | | | | | | | | | | | | | | | | | | | | | | | | | | | | | | | | | | | | | | | | | | | | | | | | | | | | | | | | | | | | | | | | | | | | | | | | | |
| 13/15538' | Fusion | 4.5/9/800 | 9 mins | 76 mins | Med | | | | | | | | | | | | | | | | | | | | | | | | | | | | | | | | | | | | | | | | | | | | | | | | | | | | | | | | | | | | | | | | | | | | | | | | | | | | | | | | | | | | | | | | | | | | | | | | | | | | | | | | |
| 12/15746' | Fusion | 4.5/9/800 | 10 mins | 49 mins | Med | | | | | | | | | | | | | | | | | | | | | | | | | | | | | | | | | | | | | | | | | | | | | | | | | | | | | | | | | | | | | | | | | | | | | | | | | | | | | | | | | | | | | | | | | | | | | | | | | | | | | | | | |
| 11/15964' | Fusion | 4.5/9/800 | DNS | 61 mins | Med | | | | | | | | | | | | | | | | | | | | | | | | | | | | | | | | | | | | | | | | | | | | | | | | | | | | | | | | | | | | | | | | | | | | | | | | | | | | | | | | | | | | | | | | | | | | | | | | | | | | | | | | |
| 10/16172' | Fusion | 4.5/9/800 | 9 mins | 86 mins | Med | | | | | | | | | | | | | | | | | | | | | | | | | | | | | | | | | | | | | | | | | | | | | | | | | | | | | | | | | | | | | | | | | | | | | | | | | | | | | | | | | | | | | | | | | | | | | | | | | | | | | | | | |
| 9/16380' | Fusion | 4.5/9/800 | 5 mins | 90 mins | Med | | | | | | | | | | | | | | | | | | | | | | | | | | | | | | | | | | | | | | | | | | | | | | | | | | | | | | | | | | | | | | | | | | | | | | | | | | | | | | | | | | | | | | | | | | | | | | | | | | | | | | | | |
| RIH to 16410'. Made short trip to LT. While making short trip pulled heavy @ 15101'. Work pipe @ report time. Recovered 4860 bbls while drilling (349862 BLWTR, recovered 2%). EDCC \$0. CTCC \$2,102,421. EDDC \$0. CTDC \$2,171,697. CTWC \$4,274,118. (GH-C/CJ-C) | | | | | | | | | | | | | | | | | | | | | | | | | | | | | | | | | | | | | | | | | | | | | | | | | | | | | | | | | | | | | | | | | | | | | | | | | | | | | | | | | | | | | | | | | | | | | | | | | | | | | | | | | | | | | |
| FCP 800#. Continue to work pipe from 16525' to 15101'. Circulate hole clean. POOH to | | | | | | | | | | | | | | | | | | | | | | | | | | | | | | | | | | | | | | | | | | | | | | | | | | | | | | | | | | | | | | | | | | | | | | | | | | | | | | | | | | | | | | | | | | | | | | | | | | | | | | | | | | | | | |
| MAR 14 2021 | | | | | | | | | | | | | | | | | | | | | | | | | | | | | | | | | | | | | | | | | | | | | | | | | | | | | | | | | | | | | | | | | | | | | | | | | | | | | | | | | | | | | | | | | | | | | | | | | | | | | | | | | | | | | |

MEWBOURNE OIL COMPANY
P. O. BOX 7698
TYLER, TEXAS 75711

Lease

Inland 26 23 B2OJ St Com

Well No

1H

Location

191' FSL & 1247' FEL

County

Lea

ST

NM

Section

26

TwNShp

21S

Rng

34E

Section

Blk

Survey

Filename

Page

19

API No. 30-025-46931

| DATE | DAILY REPORTS | | | | | | | | | | | | | | | | | | | | | | | | | | | | | | | | | | | | | | | | | | | | | | | | | | | | | | |
|--------------|--|---------------------------|------------|---------------------------|------------|---------------|------|----------|--------|-----------|---------|-----|-------|----------|--------|-----------|---------|---------|-------|----------|--------|-----------|---------|---------|-------|----------|--------|-----------|---------|---------|-------|----------|--------|-----------|---------|---------|-------|----------|--------|-----------|--------|----------|-------|----------|--------|-----------|---------|----------|-------|----------|----------|-----------|--------|----------|-------|
| | <p>change BHA. SWI & RD TTS tools. SICP 1300#. Held safety meeting & pressure tested to 7500#, held OK. RIH w/3 ¾" Varel bit (SN#1688882), 3 ⅛" motor, XRV, hydraulic disconnect, jars, dual flapper, weld on coil connector & 2 ⅜" coil tbg to 9700'. Broke circulation w/4.5 BPM & set returns to 9 BPM @ 800#. RIH & drill plugs as follows:</p> <table><tr><th>Plug #/Depth</th><th>Plug Type</th><th>Pump / Return Rates / FCP</th><th>Drill Time</th><th>Between Plugs</th><th>Sand</th></tr><tr><td>8/16582'</td><td>Fusion</td><td>4.5/9/800</td><td>11 mins</td><td>N/A</td><td>Light</td></tr><tr><td>7/16782'</td><td>Fusion</td><td>4.5/9/800</td><td>12 mins</td><td>21 mins</td><td>Light</td></tr><tr><td>6/16970'</td><td>Fusion</td><td>4.5/9/800</td><td>27 mins</td><td>54 mins</td><td>Light</td></tr><tr><td>5/17162'</td><td>Fusion</td><td>4.5/9/800</td><td>13 mins</td><td>90 mins</td><td>Light</td></tr><tr><td>4/17350'</td><td>Fusion</td><td>4.5/9/800</td><td>12 mins</td><td>82 mins</td><td>Light</td></tr><tr><td>3/17545'</td><td>Fusion</td><td>4.5/9/800</td><td>6 mins</td><td>106 mins</td><td>Light</td></tr><tr><td>2/17731'</td><td>Fusion</td><td>4.5/9/800</td><td>12 mins</td><td>100 mins</td><td>Light</td></tr><tr><td>1/17900'</td><td>Fasdrill</td><td>4.5/9/800</td><td>6 mins</td><td>100 mins</td><td>Light</td></tr></table> <p>Circulate hole clean. POOH @ report time. Recovered 5085 bbls while drilling (344777 BLWTR, recovered 2%). EDCC \$0. CTCC \$2,102,421. EDDC \$0. CTDC \$2,171,697. CTWC \$4,274,118. (GH-C/CJ-C)</p> | Plug #/Depth | Plug Type | Pump / Return Rates / FCP | Drill Time | Between Plugs | Sand | 8/16582' | Fusion | 4.5/9/800 | 11 mins | N/A | Light | 7/16782' | Fusion | 4.5/9/800 | 12 mins | 21 mins | Light | 6/16970' | Fusion | 4.5/9/800 | 27 mins | 54 mins | Light | 5/17162' | Fusion | 4.5/9/800 | 13 mins | 90 mins | Light | 4/17350' | Fusion | 4.5/9/800 | 12 mins | 82 mins | Light | 3/17545' | Fusion | 4.5/9/800 | 6 mins | 106 mins | Light | 2/17731' | Fusion | 4.5/9/800 | 12 mins | 100 mins | Light | 1/17900' | Fasdrill | 4.5/9/800 | 6 mins | 100 mins | Light |
| Plug #/Depth | Plug Type | Pump / Return Rates / FCP | Drill Time | Between Plugs | Sand | | | | | | | | | | | | | | | | | | | | | | | | | | | | | | | | | | | | | | | | | | | | | | | | | | |
| 8/16582' | Fusion | 4.5/9/800 | 11 mins | N/A | Light | | | | | | | | | | | | | | | | | | | | | | | | | | | | | | | | | | | | | | | | | | | | | | | | | | |
| 7/16782' | Fusion | 4.5/9/800 | 12 mins | 21 mins | Light | | | | | | | | | | | | | | | | | | | | | | | | | | | | | | | | | | | | | | | | | | | | | | | | | | |
| 6/16970' | Fusion | 4.5/9/800 | 27 mins | 54 mins | Light | | | | | | | | | | | | | | | | | | | | | | | | | | | | | | | | | | | | | | | | | | | | | | | | | | |
| 5/17162' | Fusion | 4.5/9/800 | 13 mins | 90 mins | Light | | | | | | | | | | | | | | | | | | | | | | | | | | | | | | | | | | | | | | | | | | | | | | | | | | |
| 4/17350' | Fusion | 4.5/9/800 | 12 mins | 82 mins | Light | | | | | | | | | | | | | | | | | | | | | | | | | | | | | | | | | | | | | | | | | | | | | | | | | | |
| 3/17545' | Fusion | 4.5/9/800 | 6 mins | 106 mins | Light | | | | | | | | | | | | | | | | | | | | | | | | | | | | | | | | | | | | | | | | | | | | | | | | | | |
| 2/17731' | Fusion | 4.5/9/800 | 12 mins | 100 mins | Light | | | | | | | | | | | | | | | | | | | | | | | | | | | | | | | | | | | | | | | | | | | | | | | | | | |
| 1/17900' | Fasdrill | 4.5/9/800 | 6 mins | 100 mins | Light | | | | | | | | | | | | | | | | | | | | | | | | | | | | | | | | | | | | | | | | | | | | | | | | | | |
| MAR 15 2021 | SICP 1300#. POOH. SWI & RDMO KLX CT & DO equipment. Recovered 1200 bbls while drilling (343577 BLWTR, recovered 2% of load). EDCC \$206,270. CTCC \$2,308,691. EDDC \$0. CTDC \$2,171,697. CTWC \$4,480,388. (GH-C/CJ-C) | | | | | | | | | | | | | | | | | | | | | | | | | | | | | | | | | | | | | | | | | | | | | | | | | | | | | | |
| MAR 16 2021 | Prep to PWOL. (343577 BLWTR, recovered 2% of load). EDCC \$0. CTCC \$2,308,691. EDDC \$0. CTDC \$2,171,697. CTWC \$4,480,388. | | | | | | | | | | | | | | | | | | | | | | | | | | | | | | | | | | | | | | | | | | | | | | | | | | | | | | |
| MAR 17 2021 | SICP 1350#. (343577 BLWTR, recovered 2%). PWOL for initial sales to 3 Bear MM #213008001 & Inland 26/23 B2OJ St Com #1H Battery @ 3:00 P.M. Switch to pumper gauges. EDCC \$0. CTCC \$2,308,691. EDDC \$0. CTDC \$2,171,697. CTWC \$4,480,388. (CR/DJ) | | | | | | | | | | | | | | | | | | | | | | | | | | | | | | | | | | | | | | | | | | | | | | | | | | | | | | |
| MAR 18 2021 | FCP 1090# on 40/64" ck. 0 BO, 1344 BW, 68 MCF. LP 75#. (342233 BLWTR, recovered 4%). MI & set equipment for the Inland 26/23 B2PI State Com #1H & Inland 26/23 B2OJ State Com #1H @ the Inland 26/23 B2OJ State Com #1H Battery . EDCC \$815,620. CTCC \$3,124,311. EDDC \$0. CTDC \$2,171,697. CTWC \$5,296,008. (LF/CR/MS/DJ/PAH/EM/JBB) | | | | | | | | | | | | | | | | | | | | | | | | | | | | | | | | | | | | | | | | | | | | | | | | | | | | | | |
| MAR 19 2021 | FCP 1215# on 40/64" ck. 1117 BO, 3506 BW, 1248 MCF. LP 90#. (338727 BLWTR, recovered 5%). | | | | | | | | | | | | | | | | | | | | | | | | | | | | | | | | | | | | | | | | | | | | | | | | | | | | | | |
| MAR 20 2021 | FCP 1245# on 32/64" ck. 1040 BO, 2562 BW, 1549 MCF. LP 85#. (336165 BLWTR, recovered 6%). | | | | | | | | | | | | | | | | | | | | | | | | | | | | | | | | | | | | | | | | | | | | | | | | | | | | | | |
| MAR 21 2021 | FCP 1245# on 36/64" ck. 1468 BO, 3722 BW, 2114 MCF. LP 105#. (332443 BLWTR, recovered 7%). | | | | | | | | | | | | | | | | | | | | | | | | | | | | | | | | | | | | | | | | | | | | | | | | | | | | | | |
| MAR 22 2021 | FCP 1170# on 37/64" ck. 1554 BO, 3028 BW, 2453 MCF. LP 105#. (329415 BLWTR, recovered 8%). | | | | | | | | | | | | | | | | | | | | | | | | | | | | | | | | | | | | | | | | | | | | | | | | | | | | | | |

MEWBOURNE OIL COMPANY
P. O. BOX 7698
TYLER, TEXAS 75711

Lease

Inland 26 23 B2OJ St Com

Well No

1H

Location

191’ FSL & 1247’ FEL

County

Lea

ST

NM

Section

26

TwNShp

21S

Rng

34E

Section

Blk

Survey

Filename

Page

20

API No. 30-025-46931

| DATE | DAILY REPORTS |
|-------------|--|
| MAR 23 2021 | FCP 1140# on 37/64" ck. 1518 BO, 2994 BW, 2471 MCF. LP 110#. (326421 BLWTR, recovered 9%). |
| MAR 24 2021 | FCP 1110# on 37/64" ck. 1566 BO, 2896 BW, 2534 MCF. LP 115#. (323525 BLWTR, recovered 9%). |
| MAR 25 2021 | FCP 1085# on 36/64" ck. 1573 BO, 2726 BW, 2467 MCF. LP 115#. (320799 BLWTR, recovered 10%). |
| MAR 26 2021 | FCP 1065# on 36/64" ck. 1573 BO, 2681 BW, 2494 MCF. LP 110#. (318118 BLWTR, recovered 11%). |
| MAR 27 2021 | FCP 1230# on 30/64" ck. 1323 BO, 2098 BW, 2187 MCF. LP 90#. (316020 BLWTR, recovered 11%). |
| MAR 28 2021 | FCP 1045# on 36/64" ck. 1381 BO, 2133 BW, 2002 MCF. LP 105#. (313887 BLWTR, recovered 12%). |
| MAR 29 2021 | FCP 995# on 36/64" ck. 1456 BO, 2266 BW, 2507 MCF. LP 95#. (311621 BLWTR, recovered 13%). |
| MAR 30 2021 | FCP 915# on 36/64" ck. 1457 BO, 2359 BW, 2238 MCF. LP 100#. (309262 BLWTR, recovered 13%). |
| MAR 31 2021 | FCP 980# on 36/64" ck. 1574 BO, 2416 BW, 2272 MCF. LP 105#. (306846 BLWTR, recovered 14%). |
| APR 01 2021 | FCP 960# on 36/64" ck. 1571 BO, 2402 BW, 2365 MCF. LP 100#. (304444 BLWTR, recovered 15%). |
| APR 02 2021 | FCP 940# on 36/64" ck. 1504 BO, 2296 BW, 2150 MCF. LP 100#. (302148 BLWTR, recovered 15%). |
| APR 03 2021 | FCP 925# on 36/64" ck. 1467 BO, 2185 BW, 2050 MCF. LP 100#. (299963 BLWTR, recovered 16%). |
| APR 04 2021 | FCP 940# on 36/64" ck. 1228 BO, 1897 BW, 1669 MCF. LP 120#. (298066 BLWTR, recovered 17%). |
| APR 05 2021 | FCP 920# on 36/64" ck. 1219 BO, 1857 BW, 1682 MCF. LP 120#. (296209 BLWTR, recovered 17%). |
| APR 07 2021 | MI and set USA Compression 3306TA rental gas lift compressor (Unit #11322). Transferred 10 jts 2 7/8" construction tbg from MOC stock @ L&R Yard. DC \$22,470. TC \$22,470. (RDM/GO/TDR) |
| JUN 04 2021 | SICP 75#. MIRU L&R WS & L&E pump truck. Blew csg down. Pumped 30 BBW w/biocide down csg. ND WH & 10k# frac valve. NU 5k# hydraulic BOP w/adapter spool. Racked & |

MEWBOURNE OIL COMPANY
P. O. BOX 7698
TYLER, TEXAS 75711

| | | | | | | | |
|----------------------|--------------------------|-------|---------|----|----------|----------------------|---------|
| Lease | Inland 26 23 B2OJ St Com | | Well No | 1H | Location | 191' FSL & 1247' FEL | |
| County | Lea | ST NM | Section | 26 | TwnShp | 21S | Rng 34E |
| Section | Blk | | Survey | | | | |
| Filename | | | | | | Page | 21 |
| API No. 30-025-46931 | | | | | | | |

| DATE | DAILY REPORTS | | | | | | | | | | | | | | | | | | | | | | | | | | | | | | | | | | | | | | | | | | | | | | | | | | | | | | | | | | | | | | | | | | | | | | | | | | | | | | | | | | | | |
|-------------|--|----------|---|-------|---|-------------------------|--------|---|-----------------------|-------|---|--------------------|-------|----|-------------------------|---------|---|-----------------------|-------|----|-------------------------|---------|---|-----------------------|-------|----|-------------------------|---------|---|-----------------------|-------|----|-------------------------|---------|---|-----------------------|-------|----|-------------------------|---------|---|-----------------------|-------|----|-------------------------|---------|---|-----------------------|-------|----|-------------------------|---------|---|-----------------------|-------|----|-------------------------|---------|---|-----------------------|-------|----|-------------------------|---------|---|------------------------|-------|----|-------------------------|---------|---|------------------------|-------|----|-------------------------|----------|--|-----------|----------|--|---------------|--------|--|-----------|----------|
| | tallied 299 jts 2 7/8" 6.5# L80 tbg w/P700 IPC (9770.95' T-off) purchased new from Petrosmith. Start RIH w/IPC tbg & GLVs. Left EOT @ 4015'. SWI & SDFD. DC \$13,740. TC \$13,740. (BJ/DJ) | | | | | | | | | | | | | | | | | | | | | | | | | | | | | | | | | | | | | | | | | | | | | | | | | | | | | | | | | | | | | | | | | | | | | | | | | | | | | | | | | | | | |
| JUN 05 2021 | <p>SITP 10#. SICP 20#. Blew well down. Continue RIH w/IPC tbg & GLVs as follows:</p> <table><tr><td>1</td><td>2 7/8" x 7" AS 1X Pkr w/O/O Tool & collar</td><td>9.25'</td></tr><tr><td>1</td><td>2 7/8" 6.5# L80 IPC tbg</td><td>32.72'</td></tr><tr><td>1</td><td>2 7/8" L80 IPC GLV #1</td><td>4.10'</td></tr><tr><td>1</td><td>2 7/8" SN w/collar</td><td>1.10'</td></tr><tr><td>22</td><td>2 7/8" 6.5# L80 IPC tbg</td><td>718.45'</td></tr><tr><td>1</td><td>2 7/8" L80 IPC GLV #2</td><td>4.10'</td></tr><tr><td>25</td><td>2 7/8" 6.5# L80 IPC tbg</td><td>816.21'</td></tr><tr><td>1</td><td>2 7/8" L80 IPC GLV #3</td><td>4.10'</td></tr><tr><td>24</td><td>2 7/8" 6.5# L80 IPC tbg</td><td>783.34'</td></tr><tr><td>1</td><td>2 7/8" L80 IPC GLV #4</td><td>4.10'</td></tr><tr><td>25</td><td>2 7/8" 6.5# L80 IPC tbg</td><td>816.46'</td></tr><tr><td>1</td><td>2 7/8" L80 IPC GLV #5</td><td>4.10'</td></tr><tr><td>24</td><td>2 7/8" 6.5# L80 IPC tbg</td><td>784.56'</td></tr><tr><td>1</td><td>2 7/8" L80 IPC GLV #6</td><td>4.10'</td></tr><tr><td>25</td><td>2 7/8" 6.5# L80 IPC tbg</td><td>815.82'</td></tr><tr><td>1</td><td>2 7/8" L80 IPC GLV #7</td><td>4.10'</td></tr><tr><td>24</td><td>2 7/8" 6.5# L80 IPC tbg</td><td>783.74'</td></tr><tr><td>1</td><td>2 7/8" L80 IPC GLV #8</td><td>4.10'</td></tr><tr><td>25</td><td>2 7/8" 6.5# L80 IPC tbg</td><td>817.99'</td></tr><tr><td>1</td><td>2 7/8" L80 IPC GLV #9</td><td>4.10'</td></tr><tr><td>24</td><td>2 7/8" 6.5# L80 IPC tbg</td><td>785.31'</td></tr><tr><td>1</td><td>2 7/8" L80 IPC GLV #10</td><td>4.10'</td></tr><tr><td>26</td><td>2 7/8" 6.5# L80 IPC tbg</td><td>851.12'</td></tr><tr><td>1</td><td>2 7/8" L80 IPC GLV #11</td><td>4.10'</td></tr><tr><td>50</td><td>2 7/8" 6.5# L80 IPC tbg</td><td>1634.36'</td></tr><tr><td></td><td>Total tbg</td><td>9695.53'</td></tr><tr><td></td><td>KB Correction</td><td>28.50'</td></tr><tr><td></td><td>Tbg set @</td><td>9724.03'</td></tr></table> <p>Set pkr w/22 pts compression & landed tbg hanger through BOP. ND BOP & NU WH. SWI & RDMO L&R WS & L&E pump truck. Left well down. WO swab. Transferred 4 jts 2 7/8" 6.5# L80 tbg w/P700 IPC (130.87' T-off) to MOC stock @ L&R yard. Transferred 10k# frac valve (MOC-P61) to MOC stock @ Divine. DC \$123,430. TC \$137,170. (BJ/DJ/CR)</p> | 1 | 2 7/8" x 7" AS 1X Pkr w/O/O Tool & collar | 9.25' | 1 | 2 7/8" 6.5# L80 IPC tbg | 32.72' | 1 | 2 7/8" L80 IPC GLV #1 | 4.10' | 1 | 2 7/8" SN w/collar | 1.10' | 22 | 2 7/8" 6.5# L80 IPC tbg | 718.45' | 1 | 2 7/8" L80 IPC GLV #2 | 4.10' | 25 | 2 7/8" 6.5# L80 IPC tbg | 816.21' | 1 | 2 7/8" L80 IPC GLV #3 | 4.10' | 24 | 2 7/8" 6.5# L80 IPC tbg | 783.34' | 1 | 2 7/8" L80 IPC GLV #4 | 4.10' | 25 | 2 7/8" 6.5# L80 IPC tbg | 816.46' | 1 | 2 7/8" L80 IPC GLV #5 | 4.10' | 24 | 2 7/8" 6.5# L80 IPC tbg | 784.56' | 1 | 2 7/8" L80 IPC GLV #6 | 4.10' | 25 | 2 7/8" 6.5# L80 IPC tbg | 815.82' | 1 | 2 7/8" L80 IPC GLV #7 | 4.10' | 24 | 2 7/8" 6.5# L80 IPC tbg | 783.74' | 1 | 2 7/8" L80 IPC GLV #8 | 4.10' | 25 | 2 7/8" 6.5# L80 IPC tbg | 817.99' | 1 | 2 7/8" L80 IPC GLV #9 | 4.10' | 24 | 2 7/8" 6.5# L80 IPC tbg | 785.31' | 1 | 2 7/8" L80 IPC GLV #10 | 4.10' | 26 | 2 7/8" 6.5# L80 IPC tbg | 851.12' | 1 | 2 7/8" L80 IPC GLV #11 | 4.10' | 50 | 2 7/8" 6.5# L80 IPC tbg | 1634.36' | | Total tbg | 9695.53' | | KB Correction | 28.50' | | Tbg set @ | 9724.03' |
| 1 | 2 7/8" x 7" AS 1X Pkr w/O/O Tool & collar | 9.25' | | | | | | | | | | | | | | | | | | | | | | | | | | | | | | | | | | | | | | | | | | | | | | | | | | | | | | | | | | | | | | | | | | | | | | | | | | | | | | | | | | | |
| 1 | 2 7/8" 6.5# L80 IPC tbg | 32.72' | | | | | | | | | | | | | | | | | | | | | | | | | | | | | | | | | | | | | | | | | | | | | | | | | | | | | | | | | | | | | | | | | | | | | | | | | | | | | | | | | | | |
| 1 | 2 7/8" L80 IPC GLV #1 | 4.10' | | | | | | | | | | | | | | | | | | | | | | | | | | | | | | | | | | | | | | | | | | | | | | | | | | | | | | | | | | | | | | | | | | | | | | | | | | | | | | | | | | | |
| 1 | 2 7/8" SN w/collar | 1.10' | | | | | | | | | | | | | | | | | | | | | | | | | | | | | | | | | | | | | | | | | | | | | | | | | | | | | | | | | | | | | | | | | | | | | | | | | | | | | | | | | | | |
| 22 | 2 7/8" 6.5# L80 IPC tbg | 718.45' | | | | | | | | | | | | | | | | | | | | | | | | | | | | | | | | | | | | | | | | | | | | | | | | | | | | | | | | | | | | | | | | | | | | | | | | | | | | | | | | | | | |
| 1 | 2 7/8" L80 IPC GLV #2 | 4.10' | | | | | | | | | | | | | | | | | | | | | | | | | | | | | | | | | | | | | | | | | | | | | | | | | | | | | | | | | | | | | | | | | | | | | | | | | | | | | | | | | | | |
| 25 | 2 7/8" 6.5# L80 IPC tbg | 816.21' | | | | | | | | | | | | | | | | | | | | | | | | | | | | | | | | | | | | | | | | | | | | | | | | | | | | | | | | | | | | | | | | | | | | | | | | | | | | | | | | | | | |
| 1 | 2 7/8" L80 IPC GLV #3 | 4.10' | | | | | | | | | | | | | | | | | | | | | | | | | | | | | | | | | | | | | | | | | | | | | | | | | | | | | | | | | | | | | | | | | | | | | | | | | | | | | | | | | | | |
| 24 | 2 7/8" 6.5# L80 IPC tbg | 783.34' | | | | | | | | | | | | | | | | | | | | | | | | | | | | | | | | | | | | | | | | | | | | | | | | | | | | | | | | | | | | | | | | | | | | | | | | | | | | | | | | | | | |
| 1 | 2 7/8" L80 IPC GLV #4 | 4.10' | | | | | | | | | | | | | | | | | | | | | | | | | | | | | | | | | | | | | | | | | | | | | | | | | | | | | | | | | | | | | | | | | | | | | | | | | | | | | | | | | | | |
| 25 | 2 7/8" 6.5# L80 IPC tbg | 816.46' | | | | | | | | | | | | | | | | | | | | | | | | | | | | | | | | | | | | | | | | | | | | | | | | | | | | | | | | | | | | | | | | | | | | | | | | | | | | | | | | | | | |
| 1 | 2 7/8" L80 IPC GLV #5 | 4.10' | | | | | | | | | | | | | | | | | | | | | | | | | | | | | | | | | | | | | | | | | | | | | | | | | | | | | | | | | | | | | | | | | | | | | | | | | | | | | | | | | | | |
| 24 | 2 7/8" 6.5# L80 IPC tbg | 784.56' | | | | | | | | | | | | | | | | | | | | | | | | | | | | | | | | | | | | | | | | | | | | | | | | | | | | | | | | | | | | | | | | | | | | | | | | | | | | | | | | | | | |
| 1 | 2 7/8" L80 IPC GLV #6 | 4.10' | | | | | | | | | | | | | | | | | | | | | | | | | | | | | | | | | | | | | | | | | | | | | | | | | | | | | | | | | | | | | | | | | | | | | | | | | | | | | | | | | | | |
| 25 | 2 7/8" 6.5# L80 IPC tbg | 815.82' | | | | | | | | | | | | | | | | | | | | | | | | | | | | | | | | | | | | | | | | | | | | | | | | | | | | | | | | | | | | | | | | | | | | | | | | | | | | | | | | | | | |
| 1 | 2 7/8" L80 IPC GLV #7 | 4.10' | | | | | | | | | | | | | | | | | | | | | | | | | | | | | | | | | | | | | | | | | | | | | | | | | | | | | | | | | | | | | | | | | | | | | | | | | | | | | | | | | | | |
| 24 | 2 7/8" 6.5# L80 IPC tbg | 783.74' | | | | | | | | | | | | | | | | | | | | | | | | | | | | | | | | | | | | | | | | | | | | | | | | | | | | | | | | | | | | | | | | | | | | | | | | | | | | | | | | | | | |
| 1 | 2 7/8" L80 IPC GLV #8 | 4.10' | | | | | | | | | | | | | | | | | | | | | | | | | | | | | | | | | | | | | | | | | | | | | | | | | | | | | | | | | | | | | | | | | | | | | | | | | | | | | | | | | | | |
| 25 | 2 7/8" 6.5# L80 IPC tbg | 817.99' | | | | | | | | | | | | | | | | | | | | | | | | | | | | | | | | | | | | | | | | | | | | | | | | | | | | | | | | | | | | | | | | | | | | | | | | | | | | | | | | | | | |
| 1 | 2 7/8" L80 IPC GLV #9 | 4.10' | | | | | | | | | | | | | | | | | | | | | | | | | | | | | | | | | | | | | | | | | | | | | | | | | | | | | | | | | | | | | | | | | | | | | | | | | | | | | | | | | | | |
| 24 | 2 7/8" 6.5# L80 IPC tbg | 785.31' | | | | | | | | | | | | | | | | | | | | | | | | | | | | | | | | | | | | | | | | | | | | | | | | | | | | | | | | | | | | | | | | | | | | | | | | | | | | | | | | | | | |
| 1 | 2 7/8" L80 IPC GLV #10 | 4.10' | | | | | | | | | | | | | | | | | | | | | | | | | | | | | | | | | | | | | | | | | | | | | | | | | | | | | | | | | | | | | | | | | | | | | | | | | | | | | | | | | | | |
| 26 | 2 7/8" 6.5# L80 IPC tbg | 851.12' | | | | | | | | | | | | | | | | | | | | | | | | | | | | | | | | | | | | | | | | | | | | | | | | | | | | | | | | | | | | | | | | | | | | | | | | | | | | | | | | | | | |
| 1 | 2 7/8" L80 IPC GLV #11 | 4.10' | | | | | | | | | | | | | | | | | | | | | | | | | | | | | | | | | | | | | | | | | | | | | | | | | | | | | | | | | | | | | | | | | | | | | | | | | | | | | | | | | | | |
| 50 | 2 7/8" 6.5# L80 IPC tbg | 1634.36' | | | | | | | | | | | | | | | | | | | | | | | | | | | | | | | | | | | | | | | | | | | | | | | | | | | | | | | | | | | | | | | | | | | | | | | | | | | | | | | | | | | |
| | Total tbg | 9695.53' | | | | | | | | | | | | | | | | | | | | | | | | | | | | | | | | | | | | | | | | | | | | | | | | | | | | | | | | | | | | | | | | | | | | | | | | | | | | | | | | | | | |
| | KB Correction | 28.50' | | | | | | | | | | | | | | | | | | | | | | | | | | | | | | | | | | | | | | | | | | | | | | | | | | | | | | | | | | | | | | | | | | | | | | | | | | | | | | | | | | | |
| | Tbg set @ | 9724.03' | | | | | | | | | | | | | | | | | | | | | | | | | | | | | | | | | | | | | | | | | | | | | | | | | | | | | | | | | | | | | | | | | | | | | | | | | | | | | | | | | | | |
| JUN 06 2021 | PWOL. (DJ) | | | | | | | | | | | | | | | | | | | | | | | | | | | | | | | | | | | | | | | | | | | | | | | | | | | | | | | | | | | | | | | | | | | | | | | | | | | | | | | | | | | | |
| JUN 07 2021 | TP 286#. CP 913#. 679 BO, 542 BW, 779 MCF. LP 143#. Drop from report. | | | | | | | | | | | | | | | | | | | | | | | | | | | | | | | | | | | | | | | | | | | | | | | | | | | | | | | | | | | | | | | | | | | | | | | | | | | | | | | | | | | | |
| FEB 02 2022 | TP #140. CP 100#. Blew well down. ND WH & NU BOP w/annular. PU tbg & LD tbg hanger. Released pkr (dragging OOH & unable to go down). LD 2 jts tbg. RU On the Mark HO unit & pumped 70 BHO down tbg. Continue POOH w/tbg & LD GLV's. SWI & SDFD. DC \$10,165. TC \$12,947. (WP-C) | | | | | | | | | | | | | | | | | | | | | | | | | | | | | | | | | | | | | | | | | | | | | | | | | | | | | | | | | | | | | | | | | | | | | | | | | | | | | | | | | | | | |

MEWBOURNE OIL COMPANY
P. O. BOX 7698
TYLER, TEXAS 75711

| | | | | | | | |
|----------------------|--------------------------|-------|---------|----|----------|----------------------|---------|
| Lease | Inland 26 23 B2OJ St Com | | Well No | 1H | Location | 191' FSL & 1247' FEL | |
| County | Lea | ST NM | Section | 26 | TwtnShp | 21S | Rng 34E |
| Section | Blk | | Survey | | | | |
| Filename | | | | | | Page | 22 |
| API No. 30-025-46931 | | | | | | | |

| DATE | DAILY REPORTS | | | | | | | | | | | | | | | | | | | | | | | | | | | | | | | | | | | | | | | | | | | | | | | | | | | | | | | | | | | | | | | |
|-------------|---|----------|---------------|-------|---|---------------------|---------|---|----|-------|---|-------------------|--------|---|--------|-------|---|-------------------------|--------|---|-----------------|-------|---|-----------------|-------|---|--------------------|-------|---|--------------------|-------|---|----------------------------------|--------|---|----------------------------------|--------|---|----------------------------------|--------|---|----------------------------------|--------|---|----------------------------------|--------|---|---------------------------|-------|---|--------------------|-------|-----|---------------------|----------|--|-----------|----------|--|---------------|--------|--|-------|----------|
| FEB 03 2022 | <p>CP 20#. MIRU Endurance, Hydrostatic & Carreon spoolers. RIH w/ESP testing tbg to 8K above the slips as follows:</p> <table><tr><td>1</td><td>5 ½" No Go BP</td><td>0.60'</td></tr><tr><td>4</td><td>4 ½" 13.5# Tailpipe</td><td>162.88'</td></tr><tr><td>1</td><td>XO</td><td>0.80'</td></tr><tr><td>1</td><td>Wellworx Desander</td><td>10.40'</td></tr><tr><td>1</td><td>Sensor</td><td>2.15'</td></tr><tr><td>1</td><td>456 Series Motor 204 HP</td><td>29.85'</td></tr><tr><td>1</td><td>400 Series Seal</td><td>8.17'</td></tr><tr><td>1</td><td>400 Series Seal</td><td>8.17'</td></tr><tr><td>1</td><td>400 Series Gas Sep</td><td>2.25'</td></tr><tr><td>1</td><td>400 Series Gas Sep</td><td>2.65'</td></tr><tr><td>1</td><td>400 Series Pump 1750 (98 Stages)</td><td>17.65'</td></tr><tr><td>1</td><td>400 Series Pump 1750 (98 Stages)</td><td>17.65'</td></tr><tr><td>1</td><td>400 Series Pump 1750 (98 Stages)</td><td>17.65'</td></tr><tr><td>1</td><td>400 Series Pump 1750 (98 Stages)</td><td>17.65'</td></tr><tr><td>1</td><td>400 Series Pump 1750 (82 Stages)</td><td>14.85'</td></tr><tr><td>1</td><td>400 Series Discharge Head</td><td>0.62'</td></tr><tr><td>1</td><td>2 7/8" Seat Nipple</td><td>1.10'</td></tr><tr><td>286</td><td>2 7/8" 6.5# L80 tbg</td><td>9345.62'</td></tr><tr><td></td><td>Total tbg</td><td>9673.61'</td></tr><tr><td></td><td>KB Correction</td><td>28.00'</td></tr><tr><td></td><td>EOT @</td><td>9702.11'</td></tr></table> <p>All tbg tested Ok. Installed cable guards from top of motor to first jt of tbg & cannon clamps on every collar from bottom to top. MIRU Sonic & installed upper cable splice. Landed tbg hanger through BOP. RDMO spooler. ND BOP & NU WH. RDMO L&R WS. SWI & SDFD. DC \$77,911. TC \$90,858. (WP-C)</p> | 1 | 5 ½" No Go BP | 0.60' | 4 | 4 ½" 13.5# Tailpipe | 162.88' | 1 | XO | 0.80' | 1 | Wellworx Desander | 10.40' | 1 | Sensor | 2.15' | 1 | 456 Series Motor 204 HP | 29.85' | 1 | 400 Series Seal | 8.17' | 1 | 400 Series Seal | 8.17' | 1 | 400 Series Gas Sep | 2.25' | 1 | 400 Series Gas Sep | 2.65' | 1 | 400 Series Pump 1750 (98 Stages) | 17.65' | 1 | 400 Series Pump 1750 (98 Stages) | 17.65' | 1 | 400 Series Pump 1750 (98 Stages) | 17.65' | 1 | 400 Series Pump 1750 (98 Stages) | 17.65' | 1 | 400 Series Pump 1750 (82 Stages) | 14.85' | 1 | 400 Series Discharge Head | 0.62' | 1 | 2 7/8" Seat Nipple | 1.10' | 286 | 2 7/8" 6.5# L80 tbg | 9345.62' | | Total tbg | 9673.61' | | KB Correction | 28.00' | | EOT @ | 9702.11' |
| 1 | 5 ½" No Go BP | 0.60' | | | | | | | | | | | | | | | | | | | | | | | | | | | | | | | | | | | | | | | | | | | | | | | | | | | | | | | | | | | | | | |
| 4 | 4 ½" 13.5# Tailpipe | 162.88' | | | | | | | | | | | | | | | | | | | | | | | | | | | | | | | | | | | | | | | | | | | | | | | | | | | | | | | | | | | | | | |
| 1 | XO | 0.80' | | | | | | | | | | | | | | | | | | | | | | | | | | | | | | | | | | | | | | | | | | | | | | | | | | | | | | | | | | | | | | |
| 1 | Wellworx Desander | 10.40' | | | | | | | | | | | | | | | | | | | | | | | | | | | | | | | | | | | | | | | | | | | | | | | | | | | | | | | | | | | | | | |
| 1 | Sensor | 2.15' | | | | | | | | | | | | | | | | | | | | | | | | | | | | | | | | | | | | | | | | | | | | | | | | | | | | | | | | | | | | | | |
| 1 | 456 Series Motor 204 HP | 29.85' | | | | | | | | | | | | | | | | | | | | | | | | | | | | | | | | | | | | | | | | | | | | | | | | | | | | | | | | | | | | | | |
| 1 | 400 Series Seal | 8.17' | | | | | | | | | | | | | | | | | | | | | | | | | | | | | | | | | | | | | | | | | | | | | | | | | | | | | | | | | | | | | | |
| 1 | 400 Series Seal | 8.17' | | | | | | | | | | | | | | | | | | | | | | | | | | | | | | | | | | | | | | | | | | | | | | | | | | | | | | | | | | | | | | |
| 1 | 400 Series Gas Sep | 2.25' | | | | | | | | | | | | | | | | | | | | | | | | | | | | | | | | | | | | | | | | | | | | | | | | | | | | | | | | | | | | | | |
| 1 | 400 Series Gas Sep | 2.65' | | | | | | | | | | | | | | | | | | | | | | | | | | | | | | | | | | | | | | | | | | | | | | | | | | | | | | | | | | | | | | |
| 1 | 400 Series Pump 1750 (98 Stages) | 17.65' | | | | | | | | | | | | | | | | | | | | | | | | | | | | | | | | | | | | | | | | | | | | | | | | | | | | | | | | | | | | | | |
| 1 | 400 Series Pump 1750 (98 Stages) | 17.65' | | | | | | | | | | | | | | | | | | | | | | | | | | | | | | | | | | | | | | | | | | | | | | | | | | | | | | | | | | | | | | |
| 1 | 400 Series Pump 1750 (98 Stages) | 17.65' | | | | | | | | | | | | | | | | | | | | | | | | | | | | | | | | | | | | | | | | | | | | | | | | | | | | | | | | | | | | | | |
| 1 | 400 Series Pump 1750 (98 Stages) | 17.65' | | | | | | | | | | | | | | | | | | | | | | | | | | | | | | | | | | | | | | | | | | | | | | | | | | | | | | | | | | | | | | |
| 1 | 400 Series Pump 1750 (82 Stages) | 14.85' | | | | | | | | | | | | | | | | | | | | | | | | | | | | | | | | | | | | | | | | | | | | | | | | | | | | | | | | | | | | | | |
| 1 | 400 Series Discharge Head | 0.62' | | | | | | | | | | | | | | | | | | | | | | | | | | | | | | | | | | | | | | | | | | | | | | | | | | | | | | | | | | | | | | |
| 1 | 2 7/8" Seat Nipple | 1.10' | | | | | | | | | | | | | | | | | | | | | | | | | | | | | | | | | | | | | | | | | | | | | | | | | | | | | | | | | | | | | | |
| 286 | 2 7/8" 6.5# L80 tbg | 9345.62' | | | | | | | | | | | | | | | | | | | | | | | | | | | | | | | | | | | | | | | | | | | | | | | | | | | | | | | | | | | | | | |
| | Total tbg | 9673.61' | | | | | | | | | | | | | | | | | | | | | | | | | | | | | | | | | | | | | | | | | | | | | | | | | | | | | | | | | | | | | | |
| | KB Correction | 28.00' | | | | | | | | | | | | | | | | | | | | | | | | | | | | | | | | | | | | | | | | | | | | | | | | | | | | | | | | | | | | | | |
| | EOT @ | 9702.11' | | | | | | | | | | | | | | | | | | | | | | | | | | | | | | | | | | | | | | | | | | | | | | | | | | | | | | | | | | | | | | |
| FEB 04 2022 | PWOL @ 45 Hz w/3206# BHP. (CR/DJ) | | | | | | | | | | | | | | | | | | | | | | | | | | | | | | | | | | | | | | | | | | | | | | | | | | | | | | | | | | | | | | | |
| FEB 05 2022 | TP 100#. CP 20#. 56 BO, 922 BW, 88 MCF. (OT 14 hrs). LP 110#. BHP 2976# PWOL @ 45 Hz. | | | | | | | | | | | | | | | | | | | | | | | | | | | | | | | | | | | | | | | | | | | | | | | | | | | | | | | | | | | | | | | |
| FEB 06 2022 | TP 395#. CP 70#. 0 BO, 636 BW, 37 MCF. LP 160#. BHP 2871# @ 50 Hz. | | | | | | | | | | | | | | | | | | | | | | | | | | | | | | | | | | | | | | | | | | | | | | | | | | | | | | | | | | | | | | | |
| FEB 07 2022 | TP 325#. CP 150#. 264 BO, 1240 BW, 239 MCF. LP 150#. BHP 2442# @ 50 Hz. Drop from report. | | | | | | | | | | | | | | | | | | | | | | | | | | | | | | | | | | | | | | | | | | | | | | | | | | | | | | | | | | | | | | | |

MEWBOURNE OIL COMPANY
P. O. BOX 7698
TYLER, TEXAS 75711

Lease

Inland 26/23 B2OJ State Com

Well No

1H

Location

County

Lea

ST

NM

Section

26

TwNShp

21S

Rng

34E

Section

Blk

Survey

Filename

Page

1

API No.

| DATE | DAILY REPORTS |
|-------------|--|
| MAR 18 2021 | <p>MI & set the following equipment for the Inland 26/23 B2PI State Com #1H & Inland 26/23 B2OJ State Com #1H @ the Inland 26/23 B2OJ State Com #1H Battery:</p> <p>6 - 15'6" x 24' x 750 bbl steel tanks w/bottom 36" coated (SN T-17782, T-17783, T-17784, T-17785, T-17786, & T-17787) purchased from Petrosmith.</p> <p>5 - 15'6" x 24' x 750 bbl steel tanks 100% coated (SN T-17788, T-17789, T-17790, T-17791, & T-17792) purchased from Petrosmith.</p> <p>1 - 15'6" x 30' x 1000 bbl steel gun barrel 100% coated (SN T-17793) purchased from Petrosmith.</p> <p>2 - 48" x 15' x 1000# 3 phase horizontal separators (SN 8952 & 8953) purchased from Viking.</p> <p>2 - 30" x 10' x 1000# 3 phase vertical separators (SN 8954 & 8955) purchased from Viking.</p> <p>2 - 48" x 35' x 125# VRTs (SN 8956 & 8957) purchased from Viking.</p> <p>2 - 8' x 20' x 75# heater treaters (SN 8959 & 8962) purchased from Viking.</p> <p>1 - Total Flow 6413 G4 EFM (SN T210319644) transferred from MOC Stock.</p> <p>1 - XMV (SN T200198390) transferred from MOC Stock.</p> <p>2 - 3" Daniel MTs (SN 160069328 & 160069332) transferred from MOC Stock.</p> <p>1 - 2" W&W MT w/XMV (2068) transferred from MOC Stock.</p> <p>1 - 75 HP Electric Boss Screw VRU (Unit CS-1430) purchased from AWC.</p> <p>1 - Griswold 3" x 1.5" x 13" (11.125" trim) centrifugal transfer pump (SN 0040215795) driven by 100 HP electric motor (SN 1007618VUDJ) purchased from Odessa Pumps.</p> <p>1 - 7' x 8' x 35' skid mounted dual-pressure flare w/7.5 hp blower (SN NPFFM-00057) purchased from Vaprox.</p> <p>20 jts 2 3⁄8" & 30 jts 2 7⁄8" construction tbg transferred from MOC stock.</p> <p>16 jts 2 7⁄8" Synergy wrapped construction tbg transferred from MOC stock.</p> <p>45 jts 4 1⁄2" Synergy wrapped tbg w/1505 IPC wrapped tbg purchased from Green's Pipe for flow lines.</p> <p>(LF/CR/MS/DJ/PAH/EM/JBB)</p> |
| JAN 12 2022 | <p>MI & set the following equipment for the Inland 26/23 B2ML State Com #1H, the Inland 26/23 B2NK State Com #1H, & the Inland 26/23 B3ML State Com #1H @ the Inland 26/23 B2OJ State Com #1H Battery:</p> <p>3 - 48" x 15' x 1000# 3 phase horizontal separators (SN 9565, 9566, & 9567) purchased from Viking.</p> <p>3 - 30" x 10' x 1000# 3 phase vertical separators (SN 9573, 9574, & 9575) purchased from Viking.</p> <p>1 - 8' x 20' x 75# horizontal heater treater (SN 9543) purchased from Viking.</p> <p>1 - 72" x 35' x 125# vapor recovery towers (SN 9497) purchased from Viking.</p> <p>3 - XMVs (SN T213340293, T213340278, & T213340287) transferred from MOC Stock.</p> <p>3 - 3" Daniel MTs (SN 160166451, 160166445, & 160166449) transferred from MOC Stock.</p> <p>1 - 10 HP duplex air compressor (SN 072321-1847) purchased from Accel Compression.</p> <p>1 - Titan model 6" x 4" x 10H" charge pump trimmed to 9.6" (SN 063750) driven by 30 HP 1800 RPM electric motor (SN 1010956VVFJ) purchased from Odessa Pumps.</p> <p>1 - 250 HP Electric Boss Screw VRU (Unit CS-1471) purchased from AWC.</p> <p>3 Bear built to location.</p> <p>Laid 100' 6.625" .188 wall API 5LX-52 PEB GL to 3 Bear MM.</p> <p>Laid 9500' 6" HDPE 4710 SDR7 SWDL to 3 Bear tie-in.</p> <p>Buried (3) 3000' 4" 1500# HT FlexSteel flow lines.</p> <p>Buried 200' 6.625" .188 wall API 5LX-52 PEB for GL suction line.</p> <div>Exhibit L Siana Oil and Gas, LLC NMOCD Case No. 22378 July 7, 2022</div> |

MEWBOURNE OIL COMPANY
P. O. BOX 7698
TYLER, TEXAS 75711

Lease

Inland 26/23 B2OJ State Com

Well No

1H

Location

County

Lea

ST

NM

Section

26

TwNShp

21S

Rng

34E

Section

Blk

Survey

Filename

Page

2

API No.

| DATE | DAILY REPORTS |
|-------------|--|
| | <p>Buried 300' 2.875" threaded construction tbg transferred from MOC Stock for compressor dump line.</p> <p>Buried 2650' 4.5" .188 wall API 5LX-52 PEB & (3) 200' 2.375" .154 wall API 5LX-52 PEB for gas lift injection lines.</p> <p>(RD/CR/DJ/PH/MS/EM/CM/LN/EP/JBB)</p> <p>MO the following equipment from the Inland 26/23 B2OJ St Com #1H & Inland 26/23 B2PI St Com #1H @ the Inland 26/23 B2OJ St Com #1H Battery.</p> <p>1 - 75 HP Electric Boss Screw VRU (SN CS-1430) purchased from AWC & transferred to Lindale 24/25 W1DE Fed #1H Battery. (SDA)</p> |
| FEB 08 2022 | <p>MO USA 3306TA rental GL compressor (unit #11322). (RDM/RD/TDR)</p> |

**STATE OF NEW MEXICO
ENERGY, MINERALS AND NATURAL RESOURCES DEPARTMENT
OIL CONSERVATION DIVISION**

**IN THE MATTER OF APPLICATION FOR
COMPULSORY POOLING SUBMITTED BY
MEWBOURNE OIL COMPANY**

**CASE NO. 21156
ORDER NO. R-21292**

ORDER

The Director of the New Mexico Oil Conservation Division ("OCD"), having heard this matter through a Hearing Examiner on April 16, 2020, and after considering the testimony, evidence, and recommendation of the Hearing Examiner, issues the following Order.

FINDINGS OF FACT

1. Mewbourne Oil Company ("Operator") submitted an application ("Application") to compulsory pool the uncommitted oil and gas interests within the spacing unit ("Unit") described in Exhibit A. The Unit is expected to be a standard horizontal spacing unit. 19.15.16.15(B) NMAC. Operator seeks to be designated the operator of the Unit.
2. Operator will dedicate the well(s) described in Exhibit A ("Well(s)") to the Unit.
3. Operator proposes the supervision and risk charges for the Well(s) described in Exhibit A.
4. Operator identified the owners of uncommitted interests in oil and gas minerals in the Unit and provided evidence that notice was given.
5. The Application was heard by the Hearing Examiner on the date specified above, during which Operator presented evidence through affidavits in support of the Application. No other party presented evidence at the hearing.

CONCLUSIONS OF LAW

6. OCD has jurisdiction to issue this Order pursuant to NMSA 1978, Section 70-2-17.
7. Operator is the owner of an oil and gas working interest within the Unit.
8. Operator satisfied the notice requirements for the Application and the hearing as required by 19.15.4.12 NMAC.
9. OCD satisfied the notice requirements for the hearing as required by 19.15.4.9 NMAC.
10. Operator has the right to drill the Well(s) to a common source of supply at the depth(s) and location(s) in the Unit described in Exhibit A.

Exhibit M

Siana Oil and Gas, LLC
NMOCD Case No. 22378

July 7, 2022

11. The Unit contains separately owned uncommitted interests in oil and gas minerals.
12. Some of the owners of the uncommitted interests have not agreed to commit their interests to the Unit.
13. The pooling of uncommitted interests in the Unit will prevent waste and protect correlative rights, including the drilling of unnecessary wells.
14. This Order affords to the owner of an uncommitted interest the opportunity to produce his just and equitable share of the oil or gas in the pool.

ORDER

15. The uncommitted interests in the Unit are pooled as set forth in Exhibit A.
16. The Unit shall be dedicated to the Well(s) set forth in Exhibit A.
17. Operator is designated as operator of the Unit and the Well(s).
18. If the location of a well will be unorthodox under the spacing rules in effect at the time of completion, Operator shall obtain the OCD's approval for a non-standard location in accordance with 19.15.16.15(C) NMAC.
19. The Operator shall commence drilling the Well(s) within one year after the date of this Order, and complete each Well no later than one (1) year after the commencement of drilling the Well.
20. This Order shall terminate automatically if Operator fails to comply with Paragraph 19 unless Operator obtains an extension by an amendment of this Order for good cause shown.
21. The infill well requirements in 19.15.13.9 NMAC through 19.15.13.12 NMAC shall be applicable.
22. Operator shall submit to each owner of an uncommitted working interest in the pool ("Pooled Working Interest") an itemized schedule of estimated costs to drill, complete, and equip the well ("Estimated Well Costs").
23. No later than thirty (30) days after Operator submits the Estimated Well Costs, the owner of a Pooled Working Interest shall elect whether to pay its share of the Estimated Well Costs or its share of the actual costs to drill, complete and equip the well ("Actual Well Costs") out of production from the well. An owner of a Pooled Working Interest who elects to pay its share of the Estimated Well Costs shall render payment to Operator no later than thirty (30) days after the expiration of the election period, and shall be liable for operating costs, but not risk charges, for the well. An owner of a Pooled Working Interest who fails to pay its share of the Estimated Well Costs or who

- elects to pay its share of the Actual Well Costs out of production from the well shall be considered to be a "Non-Consenting Pooled Working Interest."
24. No later than one hundred eighty (180) days after Operator submits a Form C-105 for a well, Operator shall submit to OCD and each owner of a Pooled Working Interest an itemized schedule of the Actual Well Costs. The Actual Well Costs shall be considered to be the Reasonable Well Costs unless OCD or an owner of a Pooled Working Interest files a written objection no later than forty-five (45) days after receipt of the schedule. If OCD or an owner of a Pooled Working Interest files a timely written objection, OCD shall determine the Reasonable Well Costs after public notice and hearing.
25. No later than sixty (60) days after the expiration of the period to file a written objection to the Actual Well Costs or OCD's order determining the Reasonable Well Costs, whichever is later, each owner of a Pooled Working Interest who paid its share of the Estimated Well Costs shall pay to Operator its share of the Reasonable Well Costs that exceed the Estimated Well Costs, or Operator shall pay to each owner of a Pooled Working Interest who paid its share of the Estimated Well Costs its share of the Estimated Well Costs that exceed the Reasonable Well Costs.
26. The reasonable charges for supervision to drill and produce a well ("Supervision Charges") shall not exceed the rates specified in Exhibit A, provided however that the rates shall be adjusted annually pursuant to the COPAS form entitled "Accounting Procedure-Joint Operations."
27. No later than within ninety (90) days after Operator submits a Form C-105 for a well, Operator shall submit to OCD and each owner of a Pooled Working Interest an itemized schedule of the reasonable charges for operating and maintaining the well ("Operating Charges"), provided however that Operating Charges shall not include the Reasonable Well Costs or Supervision Charges. The Operating Charges shall be considered final unless OCD or an owner of a Pooled Working Interest files a written objection no later than forty-five (45) days after receipt of the schedule. If OCD or an owner of a Pooled Working Interest files a timely written objection, OCD shall determine the Operating Charges after public notice and hearing.
28. Operator may withhold the following costs and charges from the share of production due to each owner of a Pooled Working Interest who paid its share of the Estimated Well Costs: (a) the proportionate share of the Supervision Charges; and (b) the proportionate share of the Operating Charges.
29. Operator may withhold the following costs and charges from the share of production due to each owner of a Non-Consenting Pooled Working Interest: (a) the proportionate share of the Reasonable Well Costs; (b) the proportionate share of the Supervision and Operating Charges; and (c) the percentage of the Reasonable Well Costs specified as the charge for risk described in Exhibit A.

30. Operator shall distribute a proportionate share of the costs and charges withheld pursuant to paragraph 29 to each Pooled Working Interest that paid its share of the Estimated Well Costs.
31. Each year on the anniversary of this Order, and no later than ninety (90) days after each payout, Operator shall provide to OCD and each owner of a Non-Consenting Pooled Working Interest a schedule of the revenue attributable to a well and the Supervision and Operating Costs charged against that revenue.
32. Any cost or charge that is paid out of production shall be withheld only from the share due to an owner of a Pooled Working Interest. No cost or charge shall be withheld from the share due to an owner of a royalty interests. For the purpose of this Order, an unleased mineral interest shall consist of a seven-eighths (7/8) working interest and a one-eighth (1/8) royalty interest.
33. Except as provided above, Operator shall hold the revenue attributable to a well that is not disbursed for any reason for the account of the person(s) entitled to the revenue as provided in the Oil and Gas Proceeds Payment Act, NMSA 1978, Sections 70-10-1 *et seq.*, and relinquish such revenue as provided in the Uniform Unclaimed Property Act, NMSA 1978, Sections 7-8A-1 *et seq.*
34. The Unit shall terminate if (a) the owners of all Pooled Working Interests reach a voluntary agreement; or (b) the well(s) drilled on the Unit are plugged and abandoned in accordance with the applicable rules. Operator shall inform OCD no later than thirty (30) days after such occurrence.
35. OCD retains jurisdiction of this matter for the entry of such orders as may be deemed necessary.

**STATE OF NEW MEXICO
OIL CONSERVATION DIVISION**



**ADRIENNE SANDOVAL
DIRECTOR**

AES/jag

Date: 4/28/2020

CASE NO. 21156
ORDER NO. R-21292

Page 4 of 7

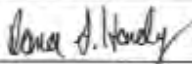
Exhibit A

| COMPULSORY POOLING APPLICATION CHECKLIST | |
|--|---|
| ALL INFORMATION IN THE APPLICATION MUST BE SUPPORTED BY SIGNED AFFIDAVITS | |
| Case: | 21156 |
| Date | April 10, 2020 |
| Applicant | Mewbourne Oil Company |
| Designated Operator & OGRID (affiliation if applicable) | Mewbourne Oil Company/OGRID No. 14744 |
| Applicant's Counsel: | Dana Hardy |
| Case Title: | Application of Mewbourne Oil Company for Compulsory Pooling, Lea County, New Mexico |
| Entries of Appearance/Intervenors: | None |
| Well Family | Inland 26/23 B2OJ State Com. Well No. 1H |
| Formation/Pool | |
| Formation Name(s) or Vertical Extent: | Bone Spring Formation |
| Primary Product (Oil or Gas): | Oil |
| Pooling this vertical extent: | Entire Bone Spring formation |
| Pool Name and Pool Code: | GRAMA RIDGE;BONE SPRING, NE/Pool Code 28435 |
| Well Location Setback Rules: | Statewide rules and current horizontal well rules |
| Spacing Unit Size: | Quarter-quarter sections/40 acres |
| Spacing Unit | |
| Type (Horizontal/Vertical) | Horizontal |
| Size (Acres) | 240 acres |
| Building Blocks: | 40 acres |
| Orientation: | South-North |
| Description: TRS/County | W/2E/2 §26 and W/2SE/4 §23-21S-34E, NMPM, Lea County |
| Standard Horizontal Well Spacing Unit (Y/N), if No, describe | Yes |
| Other Situations | |
| Depth Severance: Y/N, if yes, description | No |
| Proximity Tracts: If yes, description | No |
| Proximity Defining Well: If yes, description | N/A |
| Applicant's Ownership in Each Tract | Exhibits A-3 and A-5 |
| Well(s) | |
| Name & API (if assigned), surface and bottom hole location, footages, completion target, orientation, completion status (standard or non-standard) | Inland 26/23 B2OJ State Com. Well No. 1H API No. 30-025-46931 SHL: 205 FSL & 1250 FEL §26 BHL: 2540 FSL & 1980 FEL §23 Second Bone Spring Sand Standup Standard |
| Horizontal Well First and Last Take Points | FTP: 100 FSL & 1980 FEL §26 LTP: 485 FSL & 1980 FEL §23 |

CASE NO. 21156
ORDER NO. R-21292

Page 5 of 7

| | |
|--|---|
| Completion Target (Formation, TVD and MD) | 2 ND Bone Spring Sand/TVD 10381 feet/MD 17772 feet |
| AFE Capex and Operating Costs | |
| Drilling Supervision/Month \$ | \$8000 – Exhibit A |
| Production Supervision/Month \$ | \$800 – Exhibit A |
| Justification for Supervision Costs | Exhibit A |
| Requested Risk Charge | Cost + 200% - Exhibit A |
| Notice of Hearing | |
| Proposed Notice of Hearing | Exhibit A-9 |
| Proof of Mailed Notice of Hearing (20 days before hearing) | Exhibit A-10 |
| Proof of Published Notice of Hearing (10 days before hearing) | Exhibit A-11 |
| Ownership Determination | |
| Land Ownership Schematic of the Spacing Unit | Exhibit A-3 |
| Tract List (including lease numbers and owners) | Exhibit A-3 |
| Pooled Parties (including ownership type) | Exhibit A-5 |
| Unlocatable Parties to be Pooled | Not applicable |
| Ownership Depth Severance (including percentage above & below) | None |
| Joinder | |
| Sample Copy of Proposal Letter | Exhibit A-6 |
| List of Interest Owners (i.e. Exhibit A of JOA) | Exhibit A-8 |
| Chronology of Contact with Non-Joined Working Interests | Exhibit A-7 |
| Overhead Rates In Proposal Letter | Exhibit A-6 |
| Cost Estimate to Drill and Complete | Exhibit A-12 |
| Cost Estimate to Equip Well | Exhibit A-12 |
| Cost Estimate for Production Facilities | Exhibit A-12 |
| Geology | |
| Summary (including special considerations) | Exhibit B |
| Spacing Unit Schematic | Exhibit B-1 |
| Gunbarrel/Lateral Trajectory Schematic | Exhibit B-6 |
| Well Orientation (with rationale) | Exhibit B |
| Target Formation | Exhibit B, Bone Spring |
| HSU Cross Section | Exhibit B-4 |
| Depth Severance Discussion | Not Applicable |
| Forms, Figures and Tables | |
| C-102 | Exhibit A-2 |
| Tracts | Exhibit A-3 |
| Summary of Interests, Unit Recapitulation (Tracts) | Exhibits A-3, A-4 |
| General Location Map (including basin) | Exhibit A-1 |
| Well Bore Location Map | Exhibits B-1, B-2, B-3 |

| | |
|--|---|
| Structure Contour Map - Subsea Depth | Exhibit B-2 |
| Cross Section Location Map (including wells) | Exhibit B-2 |
| Cross Section (including Landing Zone) | Exhibit B-4 |
| Additional Information | |
| CERTIFICATION: I hereby certify that the information provided in this checklist is complete and accurate. | |
| Printed Name (Attorney or Party Representative): | Dana Hardy |
| Signed Name (Attorney or Party Representative): |  |
| Date: | April 10, 2020 |

**STATE OF NEW MEXICO
ENERGY, MINERALS AND NATURAL RESOURCES DEPARTMENT
OIL CONSERVATION DIVISION**

**IN THE MATTER OF APPLICATION FOR
COMPULSORY POOLING SUBMITTED BY
MEWBOURNE OIL COMPANY**

CASE NO. 21157

ORDER NO. R-21293

ORDER

The Director of the New Mexico Oil Conservation Division (“OCD”), having heard this matter through a Hearing Examiner on April 16, 2020, and after considering the testimony, evidence, and recommendation of the Hearing Examiner, issues the following Order.

FINDINGS OF FACT

1. Mewbounre Oil Company (“Operator”) submitted an application (“Application”) to compulsory pool the uncommitted oil and gas interests within the spacing unit (“Unit”) described in Exhibit A. The Unit is expected to be a standard horizontal spacing unit. 19.15.16.15(B) NMAC. Operator seeks to be designated the operator of the Unit.
2. Operator will dedicate the well(s) described in Exhibit A (“Well(s)”) to the Unit.
3. Operator proposes the supervision and risk charges for the Well(s) described in Exhibit A.
4. Operator identified the owners of uncommitted interests in oil and gas minerals in the Unit and provided evidence that notice was given.
5. The Application was heard by the Hearing Examiner on the date specified above, during which Operator presented evidence through affidavits in support of the Application. No other party presented evidence at the hearing.

CONCLUSIONS OF LAW

6. OCD has jurisdiction to issue this Order pursuant to NMSA 1978, Section 70-2-17.
7. Operator is the owner of an oil and gas working interest within the Unit.
8. Operator satisfied the notice requirements for the Application and the hearing as required by 19.15.4.12 NMAC.
9. OCD satisfied the notice requirements for the hearing as required by 19.15.4.9 NMAC.
10. Operator has the right to drill the Well(s) to a common source of supply at the depth(s) and location(s) in the Unit described in Exhibit A.

Exhibit N

Siana Oil and Gas, LLC
NMOCD Case No. 22378

July 7, 2022

11. The Unit contains separately owned uncommitted interests in oil and gas minerals.
12. Some of the owners of the uncommitted interests have not agreed to commit their interests to the Unit.
13. The pooling of uncommitted interests in the Unit will prevent waste and protect correlative rights, including the drilling of unnecessary wells.
14. This Order affords to the owner of an uncommitted interest the opportunity to produce his just and equitable share of the oil or gas in the pool.

ORDER

15. The uncommitted interests in the Unit are pooled as set forth in Exhibit A.
16. The Unit shall be dedicated to the Well(s) set forth in Exhibit A.
17. Operator is designated as operator of the Unit and the Well(s).
18. If the location of a well will be unorthodox under the spacing rules in effect at the time of completion, Operator shall obtain the OCD's approval for a non-standard location in accordance with 19.15.16.15(C) NMAC.
19. The Operator shall commence drilling the Well(s) within one year after the date of this Order, and complete each Well no later than one (1) year after the commencement of drilling the Well.
20. This Order shall terminate automatically if Operator fails to comply with Paragraph 19 unless Operator obtains an extension by an amendment of this Order for good cause shown.
21. The infill well requirements in 19.15.13.9 NMAC through 19.15.13.12 NMAC shall be applicable.
22. Operator shall submit to each owner of an uncommitted working interest in the pool ("Pooled Working Interest") an itemized schedule of estimated costs to drill, complete, and equip the well ("Estimated Well Costs").
23. No later than thirty (30) days after Operator submits the Estimated Well Costs, the owner of a Pooled Working Interest shall elect whether to pay its share of the Estimated Well Costs or its share of the actual costs to drill, complete and equip the well ("Actual Well Costs") out of production from the well. An owner of a Pooled Working Interest who elects to pay its share of the Estimated Well Costs shall render payment to Operator no later than thirty (30) days after the expiration of the election period, and shall be liable for operating costs, but not risk charges, for the well. An owner of a Pooled Working Interest who fails to pay its share of the Estimated Well Costs or who

- elects to pay its share of the Actual Well Costs out of production from the well shall be considered to be a "Non-Consenting Pooled Working Interest."
24. No later than one hundred eighty (180) days after Operator submits a Form C-105 for a well, Operator shall submit to OCD and each owner of a Pooled Working Interest an itemized schedule of the Actual Well Costs. The Actual Well Costs shall be considered to be the Reasonable Well Costs unless OCD or an owner of a Pooled Working Interest files a written objection no later than forty-five (45) days after receipt of the schedule. If OCD or an owner of a Pooled Working Interest files a timely written objection, OCD shall determine the Reasonable Well Costs after public notice and hearing.
 25. No later than sixty (60) days after the expiration of the period to file a written objection to the Actual Well Costs or OCD's order determining the Reasonable Well Costs, whichever is later, each owner of a Pooled Working Interest who paid its share of the Estimated Well Costs shall pay to Operator its share of the Reasonable Well Costs that exceed the Estimated Well Costs, or Operator shall pay to each owner of a Pooled Working Interest who paid its share of the Estimated Well Costs its share of the Estimated Well Costs that exceed the Reasonable Well Costs.
 26. The reasonable charges for supervision to drill and produce a well ("Supervision Charges") shall not exceed the rates specified in Exhibit A, provided however that the rates shall be adjusted annually pursuant to the COPAS form entitled "Accounting Procedure-Joint Operations."
 27. No later than within ninety (90) days after Operator submits a Form C-105 for a well, Operator shall submit to OCD and each owner of a Pooled Working Interest an itemized schedule of the reasonable charges for operating and maintaining the well ("Operating Charges"), provided however that Operating Charges shall not include the Reasonable Well Costs or Supervision Charges. The Operating Charges shall be considered final unless OCD or an owner of a Pooled Working Interest files a written objection no later than forty-five (45) days after receipt of the schedule. If OCD or an owner of a Pooled Working Interest files a timely written objection, OCD shall determine the Operating Charges after public notice and hearing.
 28. Operator may withhold the following costs and charges from the share of production due to each owner of a Pooled Working Interest who paid its share of the Estimated Well Costs: (a) the proportionate share of the Supervision Charges; and (b) the proportionate share of the Operating Charges.
 29. Operator may withhold the following costs and charges from the share of production due to each owner of a Non-Consenting Pooled Working Interest: (a) the proportionate share of the Reasonable Well Costs; (b) the proportionate share of the Supervision and Operating Charges; and (c) the percentage of the Reasonable Well Costs specified as the charge for risk described in Exhibit A.

30. Operator shall distribute a proportionate share of the costs and charges withheld pursuant to paragraph 29 to each Pooled Working Interest that paid its share of the Estimated Well Costs.
31. Each year on the anniversary of this Order, and no later than ninety (90) days after each payout, Operator shall provide to OCD and each owner of a Non-Consenting Pooled Working Interest a schedule of the revenue attributable to a well and the Supervision and Operating Costs charged against that revenue.
32. Any cost or charge that is paid out of production shall be withheld only from the share due to an owner of a Pooled Working Interest. No cost or charge shall be withheld from the share due to an owner of a royalty interests. For the purpose of this Order, an unleased mineral interest shall consist of a seven-eighths (7/8) working interest and a one-eighth (1/8) royalty interest.
33. Except as provided above, Operator shall hold the revenue attributable to a well that is not disbursed for any reason for the account of the person(s) entitled to the revenue as provided in the Oil and Gas Proceeds Payment Act, NMSA 1978, Sections 70-10-1 *et seq.*, and relinquish such revenue as provided in the Uniform Unclaimed Property Act, NMSA 1978, Sections 7-8A-1 *et seq.*
34. The Unit shall terminate if (a) the owners of all Pooled Working Interests reach a voluntary agreement; or (b) the well(s) drilled on the Unit are plugged and abandoned in accordance with the applicable rules. Operator shall inform OCD no later than thirty (30) days after such occurrence.
35. OCD retains jurisdiction of this matter for the entry of such orders as may be deemed necessary.

**STATE OF NEW MEXICO
OIL CONSERVATION DIVISION**



**ADRIENNE SANDOVAL
DIRECTOR**

AES/jag

Date: 4/28/2020

CASE NO. 21157
ORDER NO. R-21293

Page 4 of 7


Exhibit A

| COMPULSORY POOLING APPLICATION CHECKLIST | |
|--|--|
| ALL INFORMATION IN THE APPLICATION MUST BE SUPPORTED BY SIGNED AFFIDAVITS | |
| Case: | 21157 |
| Date | April 10, 2020 |
| Applicant | Mewbourne Oil Company |
| Designated Operator & OGRID (affiliation if applicable) | Mewbourne Oil Company/OGRID No. 14744 |
| Applicant's Counsel: | Dana Hardy |
| Case Title: | Application of Mewbourne Oil Company for Compulsory Pooling, Lea County, New Mexico |
| Entries of Appearance/Intervenors: | None |
| Well Family | Inland 26/23 B2PI State Com. Well No. 1H |
| Formation/Pool | |
| Formation Name(s) or Vertical Extent: | Bone Spring Formation |
| Primary Product (Oil or Gas): | Oil |
| Pooling this vertical extent: | Entire Bone Spring formation |
| Pool Name and Pool Code: | GRAMA RIDGE;BONE SPRING, NE/Pool Code 28435 |
| Well Location Setback Rules: | Statewide rules and current horizontal well rules |
| Spacing Unit Size: | Quarter-quarter sections/40 acres |
| Spacing Unit | |
| Type (Horizontal/Vertical) | Horizontal |
| Size (Acres) | 240 acres |
| Building Blocks: | 40 acres |
| Orientation: | South-North |
| Description: TRS/County | E/2E/2 §26 and E/2SE/4 §23-21S-34E, NMPM, Lea County |
| Standard Horizontal Well Spacing Unit (Y/N), If No, describe | Yes |
| Other Situations | |
| Depth Severance: Y/N. If yes, description | No |
| Proximity Tracts: If yes, description | No |
| Proximity Defining Well: if yes, description | N/A |
| Applicant's Ownership in Each Tract | Exhibits A-3 and A-5 |
| Well(s) | |
| Name & API (if assigned), surface and bottom hole location, footages, completion target, orientation, completion status (standard or non-standard) | Inland 26/23 B2PI State Com. Well No. 1H API No. 30-025-45283 SHL: 205 FSL & 1220 FEL §26 BHL: 2540 FSL & 500 FEL §23 Second Bone Spring Sand Standup Standard |
| Horizontal Well First and Last Take Points | FTP: 100' FSL and 500' FEL, Section 26 LTP: 2540' FSL and 500' FEL, Section 23 |

CASE NO. 21157
ORDER NO. R-21293

Page 5 of 7

| | |
|--|---|
| Completion Target (Formation, TVD and MD) | 2 ND Bone Spring Sand/TVD 10364 feet/MD 17978 feet |
| AFE Capex and Operating Costs | |
| Drilling Supervision/Month \$ | \$8000 – Exhibit A |
| Production Supervision/Month \$ | \$800 – Exhibit A |
| Justification for Supervision Costs | Exhibit A |
| Requested Risk Charge | Cost + 200% - Exhibit A |
| Notice of Hearing | |
| Proposed Notice of Hearing | Exhibit A-9 |
| Proof of Mailed Notice of Hearing (20 days before hearing) | Exhibit A-10 |
| Proof of Published Notice of Hearing (10 days before hearing) | Exhibit A-11 |
| Ownership Determination | |
| Land Ownership Schematic of the Spacing Unit | Exhibit A-3 |
| Tract List (including lease numbers and owners) | Exhibit A-3 |
| Pooled Parties (including ownership type) | Exhibit A-5 |
| Unlocatable Parties to be Pooled | Not applicable |
| Ownership Depth Severance (including percentage above & below) | None |
| Joinder | |
| Sample Copy of Proposal Letter | Exhibit A-6 |
| List of Interest Owners (i.e. Exhibit A of JOA) | Exhibit A-8 |
| Chronology of Contact with Non-Joined Working Interests | Exhibit A-7 |
| Overhead Rates In Proposal Letter | Exhibit A-6 |
| Cost Estimate to Drill and Complete | Exhibit A-12 |
| Cost Estimate to Equip Well | Exhibit A-12 |
| Cost Estimate for Production Facilities | Exhibit A-12 |
| Geology | |
| Summary (including special considerations) | Exhibit B |
| Spacing Unit Schematic | Exhibit B-1 |
| Gunbarrel/Lateral Trajectory Schematic | Exhibit B-6 |
| Well Orientation (with rationale) | Exhibit B |
| Target Formation | Exhibit B, Bone Spring |
| HSU Cross Section | Exhibit B-4 |
| Depth Severance Discussion | Not Applicable |
| Forms, Figures and Tables | |
| C-102 | Exhibit A-2 |
| Tracts | Exhibit A-3 |
| Summary of Interests, Unit Recapitulation (Tracts) | Exhibits A-3, A-4 |
| General Location Map (including basin) | Exhibit A-1 |
| Well Bore Location Map | Exhibits B-1, B-2, B-3 |

| | |
|--|---|
| Structure Contour Map - Subsea Depth | Exhibit B-2 |
| Cross Section Location Map (including wells) | Exhibit B-2 |
| Cross Section (including Landing Zone) | Exhibit B-4 |
| Additional Information | |
| CERTIFICATION: I hereby certify that the information provided in this checklist is complete and accurate. | |
| Printed Name (Attorney or Party Representative): | Dana Hardy |
| Signed Name (Attorney or Party Representative): |  |
| Date: | April 10, 2020 |

**APPLICATION FOR AN ACCOUNTING FROM
MEWBOURNE OIL COMPANY UNDER ORDER
NOS. R-21292 AND R-21293 AND TO DECLARE
CERTAIN ACCOUNTING PRACTICES IMPROPER,
LEA COUNTY, NEW MEXICO**

AFFIDAVIT OF NOTICE

STATE OF NEW MEXICO)
) ss.
COUNTY OF SANTA FE)

I, Sharon T. Shaheen, attorney for Applicant SIANA OIL & GAS CO., upon oath state that I caused notice of the application to be sent by certified mail through the United States Postal Service ("USPS") on December 16, 2021, to Mewbourne Oil Co. and by regular USPS mail and by email to the Heirs and/or Devisees of Brian McLaughlin who, upon information and belief, are located in England. Evidence of mailing and emailing is attached hereto as Exhibit A. In addition, notice was directed, to all owners to whom notice was mailed and emailed, by publication in the Hobbs News Sun on December 23, 2021, which is reflected in the Affidavit of Publication attached hereto as Exhibit B. Exhibit B demonstrates to my satisfaction that any owner who did not receive personal notice through the certified mailing or by email was properly served by publication. Siana has conducted a good faith, diligent effort to find the names and correct addresses for the interest owners entitled to receive notice of the Application filed herein.


SHARON T. SHAHEEN

Exhibit O
Siana Oil and Gas, LLC
NMOCD Case No. 22378
July 7, 2022

SUBSCRIBED AND SWORN to before me on this 23rd day of June, 2022.


Notary Public

My Commission Expires: 2-12-26

STATE OF NEW MEXICO
NOTARY PUBLIC
M. TERESA L. PACHECO
COMMISSION # 1096863
COMMISSION EXPIRES 02/12/2026



**MONTGOMERY
& ANDREWS**
LAW FIRM

SHARON T. SHAHEEN
Direct: (505) 986-2678
Email: sshaheen@montand.com
www.montand.com

December 16, 2021

Via U.S. Certified Mail, return receipt requested

Mewbourne Oil Company, et al.
500 West Texas, Suite 1020
Midland, TX 79701

Re: Case No. **22378** – Application of Siana Oil & Gas Co. for an Accounting from Mewbourne Oil Company Under **Order Nos. R-21292 and R-21293** and to Declare Certain Accounting Practices Improper

Dear Interest Owner:

This will advise that Siana Oil & Gas Co. ("Siana") has filed an application with the New Mexico Oil Conservation Division. You are receiving this notice because you may have an interest in one or more of the related wells.

Case No. 22378. Application for an Accounting from Mewbourne Oil Company Under Order Nos. 21292 and R-21293 and to Declare Certain Accounting Practices Improper. Applicant Siana Oil & Gas Company seeks an order requiring Mewbourne Oil Company to provide an accounting under Order Nos. R-21292 and R-21293 ("Orders") and declaring certain accounting practices as improper and in violation of the Orders and New Mexico law. Order No. R-21292 (Case No. 21156) pooled a 240-acre horizontal spacing unit ("HSU") located in the W2 E2 of Section 26 and the W2 SE4 of Section 23, all in Township 21 South, Range 34 East, dedicated to the Inland 26/23 B2OJ State Com Well No. 1H, API# 30-025-46931. Order No. R-21293 (Case No. 21157) pooled a 240-acre HSU in the E2 E2 of Section 26 and the E2 SE4 of Section 23, all in Township 21S, Range 34 East, dedicated to the Inland 26/23 B2PI State Com Well No. 1H, 30-025-45283. The wells are located approximately 12.5 miles west of Eunice, New Mexico.

The attached application will be set for hearing before a Division Examiner at the New Mexico Oil Conservation Division. During the COVID-19 Public Health Emergency, state buildings are closed to the public and hearings will be conducted remotely. The hearing will be conducted on **January 6, 2021**, beginning at 8:15 a.m. To participate in the electronic hearing, see the instructions posted on the docket for the

REPLY TO:

325 Paseo de Peralta
Santa Fe, New Mexico 87501
Telephone (505) 982-3873 • Fax (505) 982-4289

Post Office Box 2307
Santa Fe, New Mexico 87504-2307

EXHIBIT A

Mewbourne
Dec. 16, 2021
Page 2

hearing date: <http://www.emnrd.state.nm.us/OCD/hearings.html>. You are not required to attend this hearing, but as an owner of an interest that may be affected, you may appear and present testimony.

Failure to appear at that time and become a party of record will preclude you from challenging this application at a later time. If you intend to present testimony or evidence at the hearing, you must enter your appearance by **December 29, 2021**, and serve the Division, counsel for the Applicant, and other parties with a pre-hearing statement by **December 30, 2021**, in accordance with Division Rule 19.15.4.13 NMAC.

Please feel free to contact me if you have any questions about these Applications.

Very truly yours,

/s/ Sharon T. Shaheen
Sharon T. Shaheen

STS/cp
Enclosure



**MONTGOMERY
& ANDREWS**
LAW FIRM

SHARON T. SHAHEEN
Direct: (505) 986-2678
Email: sshaheen@montand.com
www.montand.com

December 16, 2021

Via U.S. Mail and email to Fiona Thorpe at fiona@boyd-thorpe-associates.co.uk

The heirs and/or devisees of Brian McLaughlin
Attn: Fiona Thorpe
Church Lane, Remenham
Henly-on-Thames
Oxon RG 9 3EX
England

Re: Case No. **22378** – Application of Siana Oil & Gas Co. for an Accounting from Mewbourne Oil Company Under **Order Nos. R-21292 and R-21293** and to Declare Certain Accounting Practices Improper

Dear Interest Owner:

This will advise that Siana Oil & Gas Co. ("Siana") has filed an application with the New Mexico Oil Conservation Division. You are receiving this notice because you may have an interest in one or more of the related wells.

Case No. 22378. Application for an Accounting from Mewbourne Oil Company Under Order Nos. 21292 and R-21293 and to Declare Certain Accounting Practices Improper: Applicant Siana Oil & Gas Company seeks an order requiring Mewbourne Oil Company to provide an accounting under Order Nos. R-21292 and R-21293 ("Orders") and declaring certain accounting practices as improper and in violation of the Orders and New Mexico law. Order No. R-21292 (Case No. 21156) pooled a 240-acre horizontal spacing unit ("HSU") located in the W2 E2 of Section 26 and the W2 SE4 of Section 23, all in Township 21 South, Range 34 East, dedicated to the Inland 26/23 B2OJ State Com Well No. 1H, API# 30-025-46931. Order No. R-21293 (Case No. 21157) pooled a 240-acre HSU in the E2 E2 of Section 26 and the E2 SE4 of Section 23, all in Township 21S, Range 34 East, dedicated to the Inland 26/23 B2PI State Com Well No. 1H, 30-025-45283. The wells are located approximately 12.5 miles west of Eunice, New Mexico.

The attached application will be set for hearing before a Division Examiner at the New Mexico Oil Conservation Division. During the COVID-19 Public Health Emergency, state buildings are closed to the public and hearings will be conducted

REPLY TO:

325 Paseo de Peralta
Santa Fe, New Mexico 87501
Telephone (505) 982-3873 • Fax (505) 982-4289

Post Office Box 2307
Santa Fe, New Mexico 87504-2307

McLaughlin Heirs
December 16, 2021
Page 2

remotely. The hearing will be conducted on **January 6, 2021**, beginning at 8:15 a.m. To participate in the electronic hearing, see the instructions posted on the docket for the hearing date: <http://www.emnrd.state.nm.us/OCD/hearings.html>. You are not required to attend this hearing, but as an owner of an interest that may be affected, you may appear and present testimony.

Failure to appear at that time and become a party of record will preclude you from challenging this application at a later time. If you intend to present testimony or evidence at the hearing, you must enter your appearance by **December 29, 2021**, and serve the Division, counsel for the Applicant, and other parties with a pre-hearing statement by **December 30, 2021**, in accordance with Division Rule 19.15.4.13 NMAC.

Please feel free to contact me if you have any questions about these Applications.

Very truly yours,

/s/ Sharon T. Shaheen
Sharon T. Shaheen

STS/cp
Enclosure

USPS Tracking®

FAQs >

Track Another Package +

Tracking Number: 70210950000165401627

Remove X

Your item was delivered to an individual at the address at 9:44 am on December 20, 2021 in MIDLAND, TX 79701.

✓ Delivered, Left with Individual

December 20, 2021 at 9:44 am
MIDLAND, TX 79701

Get Updates ▼

Text & Email Updates

Tracking History

Product Information

7021 0950 0001 6540 1627

| U.S. Postal Service™ CERTIFIED MAIL® RECEIPT Domestic Mail Only | |
|--|---------|
| For delivery information, visit our website at www.usps.com ®. | |
| OFFICIAL USE | |
| Certified Mail Fee | \$ 7.53 |
| Extra Services & Fees (check box, add fee as appropriate) | |
| <input checked="" type="checkbox"/> Return Receipt (hardcopy) | \$ |
| <input type="checkbox"/> Return Receipt (electronic) | \$ |
| <input type="checkbox"/> Certified Mail Restricted Delivery | \$ |
| <input type="checkbox"/> Adult Signature Required | \$ |
| <input type="checkbox"/> Adult Signature Restricted Delivery | \$ |
| Postage | \$ |
| Total Postage and Fees | \$ |
| Sent To <u>Mewbourne Oil Company, et al</u> | |
| Street and Apt. No., or PO Box No. <u>500 West Texas, Suite 1020</u> | |
| City, State, ZIP+4® <u>Midland, TX 79701</u> | |
| PS Form 3800, April 2015 PSN 7530-02-000-9047 See Reverse for Instructions | |

Feedback

See Less ^

Can't find what you're looking for?

Go to our FAQs section to find answers to your tracking questions.

Cristina Ponce

From: Cristina Ponce
Sent: Friday, December 17, 2021 8:48 AM
To: fiona@boyd-thorpe-associates.co.uk
Cc: Sharon T. Shaheen
Subject: Case No. 22378 - Application of Siana Oil and Gas Co. for an Accounting from Mewbourne Oil Co.
Attachments: Notice Letter to heirs-devisees of Brian McLaughlin - Siana-New Inland Wells 22378 (01377214xB76D6).PDF

Dear Fiona Thorpe,

Please find attached a Notice Letter regarding Case No. 22378 – Application of Siana Oil and Gas Co. for an Accounting from Mewbourne Oil Co. Under **Order Nos. R-21292 and R-21293** and to Declare Certain Accounting Practices Improper.

Thank you,

Cristina Ponce

Assistant to Christopher J. Pommier,
Jocelyn Barrett-Kapin, Louis W. Rose
and Sharon T. Shaheen

P. O Box 2307

Santa Fe, NM 87504-2307

Direct Line: 505-986-2613

Fax Number: 505-982-4289

cponce@montand.com



**MONTGOMERY
& ANDREWS**
LAW FIRM

THIS MESSAGE CONTAINS INFORMATION WHICH MAY BE CONFIDENTIAL AND PRIVILEGED. UNLESS YOU ARE THE ADDRESSEE (OR AUTHORIZED TO RECEIVE FOR THE ADDRESSEE), YOU MAY NOT USE, COPY OR DISCLOSE TO ANYONE THE MESSAGE OR ANY INFORMATION CONTAINED IN THE MESSAGE. IF YOU HAVE RECEIVED THIS MESSAGE IN ERROR, PLEASE ADVISE THE SENDER BY REPLY E-MAIL TO cponce@montand.com AND DELETE THE MESSAGE. THANK YOU.


Affidavit of Publication

STATE OF NEW MEXICO
COUNTY OF LEA

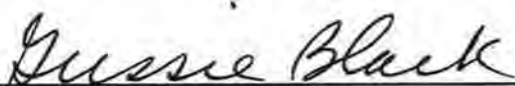
I, Daniel Russell, Publisher of the Hobbs News-Sun, a newspaper published at Hobbs, New Mexico, solemnly swear that the clipping attached hereto was published in the regular and entire issue of said newspaper, and not a supplement thereof for a period of 1 issue(s).

Beginning with the issue dated
December 23, 2021
and ending with the issue dated
December 23, 2021.

EXHIBIT B

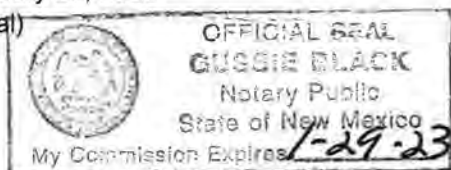

Publisher

Sworn and subscribed to before me this
23rd day of December 2021.


Business Manager

My commission expires
January 29, 2023

(Seal)



This newspaper is duly qualified to publish legal notices or advertisements within the meaning of Section 3, Chapter 167, Laws of 1937 and payment of fees for said

LEGAL NOTICE
December 23, 2021

To the following entities, individuals, their heirs, personal representatives, trustees, successors or assigns, and any other uncommitted interest owners:

Mewbourne Oil Company, et al.; and Heirs/devisees of Brian McLaughlin.

Siana Oil & Gas Company ("Siana") has filed an application with the New Mexico Oil Conservation Division as follows:

Case No. 22378. Application for an Accounting from Mewbourne Oil Company Under Order Nos. 21292 and R-21293 and to Declare Certain Accounting Practices Improper: Applicant Siana Oil & Gas Company seeks an order requiring Mewbourne Oil Company to provide an accounting under Order Nos. R-21292 and R-21293 ("Orders") and declaring certain accounting practices as improper and in violation of the Orders and New Mexico law. Order No. R-21292 (Case No. 21156) pooled a 240-acre horizontal spacing unit ("HSU") located in the W2 E2 of Section 26 and the W2 SE4 of Section 23, all in Township 21 South, Range 34 East, dedicated to the Inland 26/23 B2OJ State Com Well No. 1H, API# 30-025-46931. Order No. R-21293 (Case No. 21157) pooled a 240-acre HSU in the E2 E2 of Section 26 and the E2 SE4 of Section 23, all in Township 21S, Range 34 East, dedicated to the Inland 26/23 B2PI State Com Well No. 1H, 30-025-45283. The wells are located approximately 12.5 miles west of Eunice, New Mexico.

This application will be set for hearing before a Division Examiner at the New Mexico Oil Conservation Division on **January 6, 2021**, beginning at 8:15 a.m. During the COVID-19 Public Health Emergency, state buildings are closed to the public and hearings will be conducted remotely. To participate in the electronic hearing, see the instructions posted on the docket for the hearing <http://www.emnrd.state.nm.us/OCD/hearings.html>. You are not required to attend this hearing, but as an owner of an interest that may be affected, you may appear and present testimony. Failure to appear at that time and become a party of record will preclude you from challenging this application at a later time. If you intend to present testimony or evidence at the hearing, you must enter your appearance by **December 29, 2021**, and serve the Division, counsel for the Applicant, and other parties with a pre-hearing statement by **December 30, 2021**, in accordance with Division Rule 19.15.4.13 NMAC. For further information, contact the applicant's attorney, Sharon T. Shaheen, Montgomery & Andrews, P.A., 325 Paseo de Peralta, Santa Fe, New Mexico 87501, (505) 986-2678. #37167

01101398

00261971

SHARON T. SHAHEEN
MONTGOMERY & ANDREWS, P.A.
P.O. BOX OFFICE BOX 2307
A/C 451986
SANTA FE., NM 87504-2307

| JIB Statement Details | | | | | | TOTAL INVOICE | | | | Balance | INLAND 26/23 B2OJ STATE COM 1H | | | INLAND 26/23 B2PI STATE COM 1H | | | ALL OTHER WELLS | | | TOTAL | | | Check | |
|-----------------------|--------------|-----------------|--------------|----------|----------------|-----------------|------------------|---------------|-----------------|--------------|--------------------------------|---------------|-----------------|--------------------------------|---------------|-----------------|------------------|---------------|-----------------|------------------|---------------|--------|--------|--------|
| Invoice | | Balance Forward | Misc Invoice | | Netted Revenue | Current Charges | Applied Advances | Invoice Total | Current Charges | | Applied Advances | Invoice Total | Current Charges | Applied Advances | Invoice Total | Current Charges | Applied Advances | Invoice Total | Current Charges | Applied Advances | Invoice Total | | | |
| Date | Invoice | | Activity | Receipts | | | | | | | | | | | | | | | | | | | | |
| 5/31/2022 | 202205-08622 | | | | | \$ 91,820.80 | | | | | | | | | | | | | | | | | | |
| 4/30/2022 | 202204-06599 | | | | | \$ 36,960.19 | | | | | | | | | | | | | | | | | | |
| 3/31/2022 | 202203-05414 | | | | | \$ 21,530.76 | | | | | | | | | | | | | | | | | | |
| 2/28/2022 | 202202-03423 | | | | | \$ 28,098.45 | | | | | | | | | | | | | | | | | | |
| 1/31/2022 | 202201-01870 | | | | | \$ 72,226.67 | | | | | | | | | | | | | | | | | | |
| 12/31/2021 | 202112-07332 | | | | | \$ (212,864.10) | \$ 406,136.31 | \$ 260,180.25 | \$ (145,956.06) | | | | | | | | | | | | | | | |
| 11/30/2021 | 202111-04811 | | | | | \$ (243,402.37) | | | | | | | | | | | | | | | | | | |
| 10/31/2021 | 202110-02969 | | | | | \$ (273,652.40) | | | | | | | | | | | | | | | | | | |
| 9/30/2021 | 202109-00749 | | | | | \$ (305,323.68) | | | | | | | | | | | | | | | | | | |
| 8/31/2021 | 202108-28495 | | | | | \$ (343,028.13) | | | | | | | | | | | | | | | | | | |
| 7/31/2021 | 202107-25519 | | | | | \$ (17,623.21) | | | | | | | | | | | | | | | | | | |
| 6/30/2021 | 202106-22975 | | | | | \$ 50,785.72 | | | | | | | | | | | | | | | | | | |
| 5/31/2021 | 202105-20567 | | | | | \$ 13,607.80 | | | | | | | | | | | | | | | | | | |
| 4/30/2021 | 202104-19053 | | | | | \$ 16,231.84 | | | | | | | | | | | | | | | | | | |
| 3/31/2021 | 202103-16514 | | | | | \$ 23,129.34 | | | | | | | | | | | | | | | | | | |
| 2/28/2021 | 202102-15249 | | | | | \$ 21,438.21 | | | | | | | | | | | | | | | | | | |
| 1/31/2021 | 202101-13344 | | | | | \$ 17,135.79 | | | | | | | | | | | | | | | | | | |
| 12/31/2020 | 202012-11537 | | | | | | | | | | | | | | | | | | | | | | | |
| 11/30/2020 | 202011-10032 | | | | | | | | | | | | | | | | | | | | | | | |
| 10/31/2020 | 202010-08226 | | | | | | | | | | | | | | | | | | | | | | | |
| 9/30/2020 | 202009-06150 | | | | | | | | | | | | | | | | | | | | | | | |
| 8/31/2020 | 202008-04448 | | | | | | | | | | | | | | | | | | | | | | | |
| 7/31/2020 | 202007-02580 | | | | | | | | | | | | | | | | | | | | | | | |
| 6/30/2020 | 202006-00692 | | | | | | | | | | | | | | | | | | | | | | | |
| 5/31/2020 | 202005-22849 | | | | | | | | | | | | | | | | | | | | | | | |
| 4/30/2020 | 202004-17708 | | | | | | | | | | | | | | | | | | | | | | | |
| 3/31/2020 | 202003-15084 | | | | | | | | | | | | | | | | | | | | | | | |
| 2/29/2020 | 202002-13480 | | | | | | | | | | | | | | | | | | | | | | | |
| 1/31/2020 | 202001-11482 | | | | | | | | | | | | | | | | | | | | | | | |
| | | | | | | \$2,181,152.97 | -\$1,721,907.96 | \$459,245.01 | | \$682,140.55 | -\$803,750.00 | -\$121,609.45 | \$686,841.72 | -\$798,750.00 | -\$111,908.28 | \$812,170.70 | -\$119,407.96 | \$692,762.74 | \$2,181,152.97 | -\$1,721,907.96 | \$459,245.01 | \$0.00 | \$0.00 | \$0.00 |

JIB Summary Pivot

INLAND 26/23 B2OJ STATE COM 1H

INLAND 26/23 B2PI STATE COM 1H

CREEDENCE 21/16 W0ED ST COM 2H NM 015 NM EDDY
CREEDENCE 21/16 W0FC ST COM 4H NM 015 NM EDDY
CREEDENCE 21/16 W1ED ST COM 1H NM 015 NM EDDY
CREEDENCE 21/16 W1FC ST COM 3H NM 015 NM EDDY
GAZELLE 22 B2MD FED COM 2H NM 025 NM LEA
GAZELLE 22 B2NC FED COM 2H NM 025 NM LEA
GAZELLE 22 B3MD FED COM 1H NM 025 NM LEA
GAZELLE 22 B3NC FED COM 1H NM 025 NM LEA
IBEX 10 B3MD FED COM 1H NM 025 NM LEA
IBEX 10 B3NC FED COM 1H NM 025 NM LEA
IBEX 10 B3OB FED COM 1H NM 025 NM LEA
IBEX 15/10 B1PA FED COM 2H NM 025 NM LEA
PRONGHORN 15 B3BO FED COM 1H NM 025 NM LEA
PRONGHORN 15 B3CN FED COM 1H NM 025 NM LEA
PRONGHORN 15 B3DM FED COM 1H NM 025 NM LEA

Exhibit P
Siana Oil and Gas, LLC
NMOCD Case No. 22378
July 7, 2022

JIB Statement Details - Cost Type

| | | CASH CALL | Cost 10 | Cost 20 | Cost 30 - LOE | WORKOVER-30 | Total Expenses | Grand Total |
|---------------|--------------|-----------------|--------------|--------------|---------------|-------------|----------------|---------------|
| Op Acct Month | Invoice No | | | | | | | |
| 5/31/2022 | 202205-08622 | -\$617.31 | | \$29,194.28 | \$75,854.96 | \$1,230.90 | \$106,280.14 | \$105,662.83 |
| 4/30/2022 | 202204-06599 | -\$632.48 | | \$8,986.15 | \$83,410.63 | \$56.50 | \$92,453.28 | \$91,820.80 |
| 3/31/2022 | 202203-05414 | -\$597.08 | \$107.61 | \$355.69 | \$37,093.97 | | \$37,557.27 | \$36,960.19 |
| 2/28/2022 | 202202-03423 | -\$520.13 | | | \$22,050.89 | | \$22,050.89 | \$21,530.76 |
| 1/31/2022 | 202201-01870 | -\$652.44 | \$470.00 | | \$28,280.89 | | \$28,750.89 | \$28,098.45 |
| 12/31/2021 | 202112-07332 | -\$564.19 | \$10.93 | | \$25,463.78 | | \$25,474.71 | \$24,910.52 |
| 11/30/2021 | 202111-04811 | -\$1,120.68 | | -\$424.04 | \$32,082.99 | | \$31,658.95 | \$30,538.27 |
| 10/31/2021 | 202110-02969 | -\$1,852.95 | \$0.47 | \$1,617.75 | \$30,484.76 | | \$32,102.98 | \$30,250.03 |
| 9/30/2021 | 202109-00749 | -\$599.83 | -\$583.06 | -\$258.35 | \$33,112.52 | | \$32,271.11 | \$31,671.28 |
| 8/31/2021 | 202108-28495 | -\$1,509.53 | | \$4,309.02 | \$34,904.96 | | \$39,213.98 | \$37,704.45 |
| 7/31/2021 | 202107-25519 | -\$384,670.73 | -\$0.07 | \$37,296.15 | \$21,969.73 | | \$59,265.81 | -\$325,404.92 |
| 6/30/2021 | 202106-22975 | -\$29,113.54 | \$3,097.83 | -\$11,957.22 | \$20,349.72 | | \$11,490.33 | -\$17,623.21 |
| 5/31/2021 | 202105-20567 | -\$63,354.45 | -\$5,765.95 | \$72,295.64 | \$47,610.48 | | \$114,140.17 | \$50,785.72 |
| 4/30/2021 | 202104-19053 | -\$105,594.44 | \$2,691.72 | \$75,256.24 | \$41,254.28 | | \$119,202.24 | \$13,607.80 |
| 3/31/2021 | 202103-16514 | -\$394,327.32 | \$8,653.52 | \$383,294.23 | \$18,611.41 | | \$410,559.16 | \$16,231.84 |
| 2/28/2021 | 202102-15249 | -\$634,243.97 | \$474,342.27 | \$158,625.39 | \$24,405.65 | | \$657,373.31 | \$23,129.34 |
| 1/31/2021 | 202101-13344 | -\$9,185.93 | \$103.84 | \$8,384.13 | \$22,136.17 | | \$30,624.14 | \$21,438.21 |
| 12/31/2020 | 202012-11537 | -\$21,089.19 | \$61.15 | \$21,473.32 | \$16,690.51 | | \$38,224.98 | \$17,135.79 |
| 11/30/2020 | 202011-10032 | -\$3,442.80 | \$85.61 | \$3,417.24 | \$18,365.21 | | \$21,868.06 | \$18,425.26 |
| 10/31/2020 | 202010-08226 | -\$1,698.76 | \$747.29 | \$1,201.59 | \$20,538.80 | | \$22,487.68 | \$20,788.92 |
| 9/30/2020 | 202009-06150 | -\$1,352.86 | \$298.92 | \$21,549.90 | \$10,141.99 | | \$31,990.81 | \$30,637.95 |
| 8/31/2020 | 202008-04448 | -\$1,576.21 | \$590.45 | \$2,333.74 | \$12,612.31 | | \$15,536.50 | \$13,960.29 |
| 7/31/2020 | 202007-02580 | -\$1,636.82 | \$26.86 | -\$7,136.51 | \$18,142.51 | | \$11,032.86 | \$9,396.04 |
| 6/30/2020 | 202006-00692 | -\$1,932.67 | \$27.76 | \$1,511.20 | \$16,820.37 | | \$18,359.33 | \$16,426.66 |
| 5/31/2020 | 202005-22849 | -\$2,805.02 | \$1,656.12 | \$6,493.83 | \$12,148.27 | | \$20,298.22 | \$17,493.20 |
| 4/30/2020 | 202004-17708 | -\$3,688.38 | \$1,985.20 | \$10,343.41 | \$18,762.63 | | \$31,091.24 | \$27,402.86 |
| 3/31/2020 | 202003-15084 | -\$10,642.46 | \$9,568.23 | \$8,504.90 | \$23,868.83 | | \$41,941.96 | \$31,299.50 |
| 2/29/2020 | 202002-13480 | -\$26,066.34 | \$17,359.49 | \$4,872.97 | \$17,231.29 | | \$39,463.75 | \$13,397.41 |
| 1/31/2020 | 202001-11482 | -\$16,819.45 | \$9,416.75 | \$3,108.38 | \$25,863.09 | | \$38,388.22 | \$21,568.77 |
| | | -\$1,721,907.96 | \$524,952.94 | \$844,649.03 | \$810,263.60 | \$1,287.40 | \$2,181,152.97 | \$459,245.01 |

[illegible]

\$593,622.20

-\$210,127.80

| | | | INLAND 26/23 B2PI STATE COM 1H | | | | | ALL OTHER WELLS | | | | | | |
|---------------|----------------|---------------|--------------------------------|--------------|--------------|---------------|----------------|-----------------|---------------|-------------|--------------|---------------|-------------|----------------|
| Cost 30 - LOE | Total Expenses | Grand Total | CASH CALL | Cost 10 | Cost 20 | Cost 30 - LOE | Total Expenses | Grand Total | CASH CALL | Cost 10 | Cost 20 | Cost 30 - LOE | WORKOVER-30 | Total Expenses |
| \$4,127.01 | \$4,662.62 | \$4,662.62 | | | \$535.59 | \$3,913.75 | \$4,449.34 | \$4,449.34 | -\$617.31 | | \$28,123.08 | \$67,814.20 | \$1,230.90 | \$97,168.18 |
| \$8,994.36 | \$5,368.52 | \$5,368.52 | | | -\$3,625.84 | \$6,706.12 | \$3,080.28 | \$3,080.28 | -\$632.48 | | \$16,237.83 | \$67,710.15 | \$56.50 | \$84,004.48 |
| \$10,740.31 | \$11,212.91 | \$11,212.91 | | | | \$2,956.59 | \$2,956.59 | \$2,956.59 | -\$597.08 | | -\$9.30 | \$23,397.07 | | \$23,387.77 |
| \$6,744.33 | \$6,744.33 | \$6,744.33 | | | | \$2,532.35 | \$2,532.35 | \$2,532.35 | -\$520.13 | | | \$12,774.21 | | \$12,774.21 |
| \$3,949.72 | \$4,184.72 | \$4,184.72 | | \$235.00 | | \$5,279.61 | \$5,514.61 | \$5,514.61 | -\$652.44 | | | \$19,051.56 | | \$19,051.56 |
| \$3,985.23 | \$3,985.23 | \$3,985.23 | | | | \$3,710.00 | \$3,710.00 | \$3,710.00 | -\$564.19 | \$10.93 | | \$17,768.55 | | \$17,779.48 |
| \$4,814.60 | \$4,294.60 | \$4,294.60 | | | -\$520.00 | \$4,033.04 | \$3,513.04 | \$3,513.04 | -\$1,120.68 | | \$615.96 | \$23,235.35 | | \$23,851.31 |
| \$3,065.52 | \$3,065.52 | \$3,065.52 | | | \$1,617.53 | \$9,651.10 | \$11,268.63 | \$11,268.63 | -\$1,852.95 | \$0.47 | \$0.22 | \$17,768.14 | | \$17,768.83 |
| \$3,848.81 | \$3,320.09 | \$3,320.09 | | | -\$30.79 | \$5,705.16 | \$5,674.37 | \$5,674.37 | -\$599.83 | \$0.76 | -\$282.66 | \$23,558.55 | | \$23,276.65 |
| \$3,615.16 | \$4,814.41 | \$4,814.41 | | | \$1,140.29 | \$10,872.79 | \$12,013.08 | \$12,013.08 | -\$1,509.53 | | \$1,969.48 | \$20,417.01 | | \$22,386.49 |
| \$3,549.68 | \$22,308.17 | -\$173,262.40 | -\$187,831.17 | -\$0.04 | \$18,355.48 | \$2,855.16 | \$21,210.60 | -\$166,620.57 | -\$1,268.99 | | \$182.15 | \$15,564.89 | | \$15,747.04 |
| \$7,059.82 | \$19,628.63 | \$0.00 | -\$8,111.71 | \$3,075.23 | -\$26,826.87 | -\$3,364.07 | -\$27,115.71 | -\$35,227.42 | -\$1,373.20 | \$22.60 | \$2,300.84 | \$16,653.97 | | \$18,977.41 |
| \$9,352.84 | \$26,866.26 | \$0.00 | -\$35,227.42 | -\$4,618.16 | \$55,124.08 | \$19,948.92 | \$70,454.84 | \$35,227.42 | -\$1,260.77 | | -\$1,489.65 | \$18,308.72 | | \$16,819.07 |
| \$13,011.59 | \$55,550.18 | \$0.00 | -\$49,136.79 | \$1,271.98 | \$34,003.75 | \$13,861.06 | \$49,136.79 | \$0.00 | -\$907.47 | | \$133.64 | \$14,381.63 | | \$14,515.27 |
| \$1,511.77 | \$190,982.24 | \$0.00 | -\$200,702.96 | \$2,503.81 | \$196,647.72 | \$1,551.43 | \$200,702.96 | \$0.00 | -\$2,642.12 | \$0.84 | \$3,324.91 | \$15,548.21 | | \$18,873.96 |
| \$147.60 | \$315,152.12 | \$0.00 | -\$317,739.95 | \$239,236.23 | \$78,338.62 | \$165.10 | \$317,739.95 | \$0.00 | -\$1,351.90 | | \$388.29 | \$24,092.95 | | \$24,481.24 |
| | | | | | | | | | -\$9,185.93 | \$103.84 | \$8,384.13 | \$22,136.17 | | \$30,624.14 |
| | | | | | | | | | -\$21,089.19 | \$61.15 | \$21,473.32 | \$16,690.51 | | \$38,224.98 |
| | | | | | | | | | -\$3,442.80 | \$85.61 | \$3,417.24 | \$18,365.21 | | \$21,868.06 |
| | | | | | | | | | -\$1,698.76 | \$747.29 | \$1,201.59 | \$20,538.80 | | \$22,487.68 |
| | | | | | | | | | -\$1,352.86 | \$298.92 | \$21,549.90 | \$10,141.99 | | \$31,990.81 |
| | | | | | | | | | -\$1,576.21 | \$590.45 | \$2,333.74 | \$12,612.31 | | \$15,536.50 |
| | | | | | | | | | -\$1,636.82 | \$26.86 | -\$7,136.51 | \$18,142.51 | | \$11,032.86 |
| | | | | | | | | | -\$1,932.67 | \$27.76 | \$1,511.20 | \$16,820.37 | | \$18,359.33 |
| | | | | | | | | | -\$2,805.02 | \$1,656.12 | \$6,493.83 | \$12,148.27 | | \$20,298.22 |
| | | | | | | | | | -\$3,688.38 | \$1,985.20 | \$10,343.41 | \$18,762.63 | | \$31,091.24 |
| | | | | | | | | | -\$10,642.46 | \$9,568.23 | \$8,504.90 | \$23,868.83 | | \$41,941.96 |
| | | | | | | | | | -\$26,066.34 | \$17,359.49 | \$4,872.97 | \$17,231.29 | | \$39,463.75 |
| | | | | | | | | | -\$16,819.45 | \$9,416.75 | \$3,108.38 | \$25,863.09 | | \$38,388.22 |
| \$88,518.35 | \$682,140.55 | -\$121,609.45 | -\$798,750.00 | \$241,704.05 | \$354,759.56 | \$90,378.11 | \$686,841.72 | -\$111,908.28 | -\$119,407.96 | \$41,963.27 | \$137,552.89 | \$631,367.14 | \$1,287.40 | \$812,170.70 |
| | | | | | | \$596,463.61 | | | | | | | | |
| | | | | | | -\$202,286.39 | | | | | | | | |

| Grand Total | Total Wells | | | | | | |
|---------------------|------------------------|---------------------|---------------------|---------------------|-------------------|-----------------------|---------------------|
| | CASH CALL | Cost 10 | Cost 20 | Cost 30 - LOE | WORKOVER-30 | Total Expenses | Grand Total |
| \$96,550.87 | -\$617.31 | \$0.00 | \$29,194.28 | \$75,854.96 | \$1,230.90 | \$106,280.14 | \$105,662.83 |
| \$83,372.00 | -\$632.48 | \$0.00 | \$8,986.15 | \$83,410.63 | \$56.50 | \$92,453.28 | \$91,820.80 |
| \$22,790.69 | -\$597.08 | \$107.61 | \$355.69 | \$37,093.97 | \$0.00 | \$37,557.27 | \$36,960.19 |
| \$12,254.08 | -\$520.13 | \$0.00 | \$0.00 | \$22,050.89 | \$0.00 | \$22,050.89 | \$21,530.76 |
| \$18,399.12 | -\$652.44 | \$470.00 | \$0.00 | \$28,280.89 | \$0.00 | \$28,750.89 | \$28,098.45 |
| \$17,215.29 | -\$564.19 | \$10.93 | \$0.00 | \$25,463.78 | \$0.00 | \$25,474.71 | \$24,910.52 |
| \$22,730.63 | -\$1,120.68 | \$0.00 | -\$424.04 | \$32,082.99 | \$0.00 | \$31,658.95 | \$30,538.27 |
| \$15,915.88 | -\$1,852.95 | \$0.47 | \$1,617.75 | \$30,484.76 | \$0.00 | \$32,102.98 | \$30,250.03 |
| \$22,676.82 | -\$599.83 | -\$583.06 | -\$258.35 | \$33,112.52 | \$0.00 | \$32,271.11 | \$31,671.28 |
| \$20,876.96 | -\$1,509.53 | \$0.00 | \$4,309.02 | \$34,904.96 | \$0.00 | \$39,213.98 | \$37,704.45 |
| \$14,478.05 | -\$384,670.73 | -\$0.07 | \$37,296.15 | \$21,969.73 | \$0.00 | \$59,265.81 | -\$325,404.92 |
| \$17,604.21 | -\$29,113.54 | \$3,097.83 | -\$11,957.22 | \$20,349.72 | \$0.00 | \$11,490.33 | -\$17,623.21 |
| \$15,558.30 | -\$63,354.45 | -\$5,765.95 | \$72,295.64 | \$47,610.48 | \$0.00 | \$114,140.17 | \$50,785.72 |
| \$13,607.80 | -\$105,594.44 | \$2,691.72 | \$75,256.24 | \$41,254.28 | \$0.00 | \$119,202.24 | \$13,607.80 |
| \$16,231.84 | -\$394,327.32 | \$8,653.52 | \$383,294.23 | \$18,611.41 | \$0.00 | \$410,559.16 | \$16,231.84 |
| \$23,129.34 | -\$634,243.97 | \$474,342.27 | \$158,625.39 | \$24,405.65 | \$0.00 | \$657,373.31 | \$23,129.34 |
| \$21,438.21 | -\$9,185.93 | \$103.84 | \$8,384.13 | \$22,136.17 | \$0.00 | \$30,624.14 | \$21,438.21 |
| \$17,135.79 | -\$21,089.19 | \$61.15 | \$21,473.32 | \$16,690.51 | \$0.00 | \$38,224.98 | \$17,135.79 |
| \$18,425.26 | -\$3,442.80 | \$85.61 | \$3,417.24 | \$18,365.21 | \$0.00 | \$21,868.06 | \$18,425.26 |
| \$20,788.92 | -\$1,698.76 | \$747.29 | \$1,201.59 | \$20,538.80 | \$0.00 | \$22,487.68 | \$20,788.92 |
| \$30,637.95 | -\$1,352.86 | \$298.92 | \$21,549.90 | \$10,141.99 | \$0.00 | \$31,990.81 | \$30,637.95 |
| \$13,960.29 | -\$1,576.21 | \$590.45 | \$2,333.74 | \$12,612.31 | \$0.00 | \$15,536.50 | \$13,960.29 |
| \$9,396.04 | -\$1,636.82 | \$26.86 | -\$7,136.51 | \$18,142.51 | \$0.00 | \$11,032.86 | \$9,396.04 |
| \$16,426.66 | -\$1,932.67 | \$27.76 | \$1,511.20 | \$16,820.37 | \$0.00 | \$18,359.33 | \$16,426.66 |
| \$17,493.20 | -\$2,805.02 | \$1,656.12 | \$6,493.83 | \$12,148.27 | \$0.00 | \$20,298.22 | \$17,493.20 |
| \$27,402.86 | -\$3,688.38 | \$1,985.20 | \$10,343.41 | \$18,762.63 | \$0.00 | \$31,091.24 | \$27,402.86 |
| \$31,299.50 | -\$10,642.46 | \$9,568.23 | \$8,504.90 | \$23,868.83 | \$0.00 | \$41,941.96 | \$31,299.50 |
| \$13,397.41 | -\$26,066.34 | \$17,359.49 | \$4,872.97 | \$17,231.29 | \$0.00 | \$39,463.75 | \$13,397.41 |
| \$21,568.77 | -\$16,819.45 | \$9,416.75 | \$3,108.38 | \$25,863.09 | \$0.00 | \$38,388.22 | \$21,568.77 |
| <u>\$692,762.74</u> | <u>-\$1,721,907.96</u> | <u>\$524,952.94</u> | <u>\$844,649.03</u> | <u>\$810,263.60</u> | <u>\$1,287.40</u> | <u>\$2,181,152.97</u> | <u>\$459,245.01</u> |

REVENUE Statement Summary

Total Statement

INLAND 26/23 B2OJ STATE COM 1H

| Check Date | Check Number | Check Amount | Owner Gross Value | Owner Taxes | Owner Revenue | JIB OFFSET | Check Amount | check | Owner Revenue |
|------------|--------------|-----------------|-------------------|-----------------|-----------------|-----------------|-----------------|-----------------|---------------|
| 6/15/2022 | 1269170 | \$ 23,851.75 | \$141,771.00 | -\$12,256.42 | \$129,514.58 | -\$105,662.83 | \$23,851.75 | \$23,851.75 | \$0.00 |
| 5/15/2022 | 1260537 | \$ 15,479.98 | \$117,354.38 | -\$10,053.60 | \$107,300.78 | -\$91,820.80 | \$15,479.98 | \$15,479.98 | \$0.00 |
| 4/15/2022 | 1247409 | \$ 62,007.83 | \$108,278.38 | -\$9,310.36 | \$98,968.02 | -\$36,960.19 | \$62,007.83 | \$62,007.83 | \$0.00 |
| 3/15/2022 | 1235995 | \$ 76,829.70 | \$107,585.18 | -\$9,224.72 | \$98,360.46 | -\$21,530.76 | \$76,829.70 | \$76,829.70 | \$0.00 |
| 2/15/2022 | 1228405 | \$ 87,026.13 | \$125,926.08 | -\$10,801.50 | \$115,124.58 | -\$28,098.45 | \$87,026.13 | \$87,026.13 | \$0.00 |
| 1/15/2022 | 1219398 | \$ 66,953.19 | \$152,189.47 | -\$13,009.61 | \$139,179.86 | -\$72,226.67 | \$66,953.19 | \$66,953.19 | \$0.00 |
| 12/15/2021 | 1216955 | \$ - | \$159,598.94 | -\$13,642.88 | \$145,956.06 | -\$145,956.06 | \$0.00 | \$0.00 | \$0.00 |
| 11/15/2021 | 1205035 | \$ 131,901.56 | \$144,242.13 | -\$12,340.57 | \$131,901.56 | \$0.00 | \$131,901.56 | \$131,901.56 | \$0.00 |
| 10/15/2021 | 1197690 | \$ 146,349.15 | \$160,270.91 | -\$13,921.76 | \$146,349.15 | \$0.00 | \$146,349.15 | \$146,349.15 | \$0.00 |
| 9/15/2021 | 1189500 | \$ 152,049.75 | \$166,483.49 | -\$14,433.74 | \$152,049.75 | \$0.00 | \$152,049.75 | \$152,049.75 | \$0.00 |
| 8/15/2021 | 1181494 | \$ 155,832.95 | \$170,538.01 | -\$14,704.59 | \$155,833.42 | \$0.00 | \$155,833.42 | \$155,833.42 | \$0.00 |
| 7/15/2021 | 1175265 | \$ 123,381.09 | \$135,003.73 | -\$11,622.64 | \$123,381.09 | \$0.00 | \$123,381.09 | \$123,381.09 | \$0.00 |
| 6/15/2021 | 1165697 | \$ 78,621.47 | \$141,670.74 | -\$12,263.55 | \$129,407.19 | -\$50,785.72 | \$78,621.47 | \$78,621.47 | \$0.00 |
| 5/15/2021 | 1160463 | \$ 142,492.81 | \$170,872.83 | -\$14,772.22 | \$156,100.61 | -\$13,607.80 | \$142,492.81 | \$142,492.81 | \$0.00 |
| 4/15/2021 | 1153028 | \$ 24,300.46 | \$44,339.12 | -\$3,806.82 | \$40,532.30 | -\$16,231.84 | \$24,300.46 | \$24,300.46 | \$0.00 |
| 3/15/2021 | 1139381 | \$ 119,771.59 | \$156,383.02 | -\$13,482.09 | \$142,900.93 | -\$23,129.34 | \$119,771.59 | \$119,771.59 | \$0.00 |
| 2/15/2021 | 1134430 | \$ 88,538.68 | \$120,324.81 | -\$10,347.92 | \$109,976.89 | -\$21,438.21 | \$88,538.68 | \$88,538.68 | \$0.00 |
| 1/15/2021 | 1125420 | \$ 72,969.53 | \$98,661.96 | -\$8,556.64 | \$90,105.32 | -\$17,135.79 | \$72,969.53 | \$72,969.53 | |
| 12/15/2020 | 1121977 | \$ 81,739.44 | \$109,617.19 | -\$9,452.49 | \$100,164.70 | -\$18,425.26 | \$81,739.44 | \$81,739.44 | |
| 11/15/2020 | 1112628 | \$ 86,069.17 | \$116,950.08 | -\$10,091.99 | \$106,858.09 | -\$20,788.92 | \$86,069.17 | \$86,069.17 | |
| 10/15/2020 | 1109596 | \$ 43,785.53 | \$125,124.47 | -\$10,918.00 | \$114,206.47 | -\$70,420.94 | \$43,785.53 | \$43,785.53 | |
| 9/15/2020 | 1102563 | \$ 118,073.88 | \$129,399.47 | -\$11,325.59 | \$118,073.88 | \$0.00 | \$118,073.88 | \$118,073.88 | |
| 8/15/2020 | 1096909 | \$ 65,082.78 | \$75,628.43 | -\$10,545.65 | \$109,978.84 | \$0.00 | \$65,082.78 | \$65,082.78 | |
| 7/15/2020 | 1093620 | \$ 14,229.22 | \$18,606.07 | -\$4,376.85 | \$45,528.72 | \$0.00 | \$14,229.22 | \$14,229.22 | |
| 6/15/2020 | 1088305 | \$ 23,140.36 | \$25,344.55 | -\$2,204.19 | \$23,140.36 | \$0.00 | \$23,140.36 | \$23,140.36 | |
| 5/15/2020 | 1084889 | \$ 24,824.35 | \$33,560.98 | -\$8,736.63 | \$91,381.29 | \$0.00 | \$24,824.35 | \$24,824.35 | |
| 4/15/2020 | 1079140 | \$ 197,117.99 | \$215,978.41 | -\$18,860.42 | \$197,117.99 | \$0.00 | \$197,117.99 | \$197,117.99 | |
| 3/15/2020 | 1074926 | \$ 168,940.93 | \$185,053.87 | -\$16,112.94 | \$168,940.93 | \$0.00 | \$168,940.93 | \$168,940.93 | |
| 2/15/2020 | 1061407 | \$ 182,732.18 | \$200,237.42 | -\$17,505.24 | \$182,732.18 | \$0.00 | \$182,732.18 | \$182,732.18 | |
| 1/15/2020 | 1055682 | \$ 157,684.83 | \$172,716.89 | -\$15,032.06 | \$157,684.83 | \$0.00 | \$157,684.83 | \$157,684.83 | |
| | | \$ 2,731,778.28 | \$ 3,829,712.01 | \$ (343,713.68) | \$ 3,628,750.83 | \$ (754,219.58) | \$ 2,731,778.75 | \$ 2,731,778.75 | \$ - |

Revenue Summary Pivot

| INLAND 26/23 B2PI STATE COM 1H | | ALL OTHER WELLS | TOTAL |
|--------------------------------|--------|-----------------|-----------------|
| Owner Revenue | | Owner Revenue | Owner Revenue |
| | \$0.00 | \$129,514.58 | \$129,514.58 |
| | \$0.00 | \$107,300.78 | \$107,300.78 |
| | \$0.00 | \$98,968.02 | \$98,968.02 |
| | \$0.00 | \$98,360.46 | \$98,360.46 |
| | \$0.00 | \$115,124.58 | \$115,124.58 |
| | \$0.00 | \$139,179.86 | \$139,179.86 |
| | \$0.00 | \$145,956.06 | \$145,956.06 |
| | \$0.00 | \$131,901.56 | \$131,901.56 |
| | \$0.00 | \$146,349.15 | \$146,349.15 |
| | \$0.00 | \$152,049.75 | \$152,049.75 |
| | \$0.00 | \$155,833.42 | \$155,833.42 |
| | \$0.00 | \$123,381.09 | \$123,381.09 |
| | \$0.00 | \$129,407.19 | \$129,407.19 |
| | \$0.00 | \$156,100.61 | \$156,100.61 |
| | \$0.00 | \$40,532.30 | \$40,532.30 |
| | \$0.00 | \$142,900.93 | \$142,900.93 |
| | \$0.00 | \$109,976.89 | \$109,976.89 |
| | | \$90,105.32 | \$90,105.32 |
| | | \$100,164.70 | \$100,164.70 |
| | | \$106,858.09 | \$106,858.09 |
| | | \$114,206.47 | \$114,206.47 |
| | | \$118,073.88 | \$118,073.88 |
| | | \$109,978.84 | \$109,978.84 |
| | | \$45,528.72 | \$45,528.72 |
| | | \$23,140.36 | \$23,140.36 |
| | | \$91,381.29 | \$91,381.29 |
| | | \$197,117.99 | \$197,117.99 |
| | | \$168,940.93 | \$168,940.93 |
| | | \$182,732.18 | \$182,732.18 |
| | | \$157,684.83 | \$157,684.83 |
| \$ | - | \$ 3,628,750.83 | \$ 3,628,750.83 |

Summary of JIB Expenses applied to Cash Prepayment

| | | | | | | | | | | | | | | | | | | | | | | | | | | | | | | | | | | | | | | | | | | | | | | | | | | | | | | | | | | | | | | | | | | | | | | | | | | | | | | | | | | | | | | | | | | | | | | | | | | | | | | | | | | | | | | | | | | | | | | | | | | | | | | | | | | | | | | | | | | | | | | | | | | | | | | | | | | | | | | | | | | | | | | | | | | | | | | | | | | | | | | | | | | | | | | | | | | | | | | | | | | | | | | | | | | | | | | | | | | | | | | | | | | | | | | | | | | | | | | | | | | | | | | | | | | | | | | | | | | | | | | | | | | | | | | | | | | | | | | | | | | | | | | | | | | | | | | | | | | | | | | | | | | | | | | | | | | | | | | | | | | | | | | | | | | | | | | | | | | | | | | | | | | | | | | | | | | | | | | | | | | | | | | | | | | | | | | | | | | | | | | | | | | | | | | | | | | | | | | | | | | | | | | | | | | | | | | | | | | | | | | | | | | | | | | | | | | | | | | | | | | | | | | | | | | | | | | | | | | | | | | | | | | | | | | | | | | | | | | | | | | | | | | | | | | | | | | | | | | | | | | | | | | | | | | | | | | | | | | | | | | | | | | | | | | | | | | | | | | | | | | | | | | | | | | | | | | | | | | | | | | | | | | | | | | | | | | | | | | | | | | | | | | | | | | | | | | | | | | | | | | | | | | | | | | | | | | | | | | | | | | | | | | | | | | | | | | | | | | | | | | | | | | | | | | | | | | | | | | | | | | | | | | | | | | | | | | | | | | | | | | | | | | | | | | | | | | | | | | | | | | | | | | | | | | | | | | | | | | | | | | | | | | | | | | | | | | | | | | | | | | | | | | | | | | | | | | | | | | | | | | | | | | | | | | | | | | | | | | | | | | | | | | | | | | | | | | | | | | | | | | | | | | | | | | | | | | | | | | | | | | | | | | | | | | | | | | | | | | | | | | | | | | | | | | | | | | | | | | | | | | | | | | | | | | | | | | | | | | | | | | | | | | | | | | | | | | | | | | | | | | | | | | | | | | | | | | | | | | | | | | | | | | | | | | | | | | | | | | | | | | | | | | | | | | | | | | | | | | | | | | | | | | | | | | | | | | | | | | | | | | | | | | | | | | | | | | | | | | | | | | | | | | | | | | | | | | | | | | | | | | | | | | | | | | | | | | | | | | | | | | | | | | | | | | | | | | | | | | | | | | | | | | | | | | | | | | | | | | | | | | | | | | | | | | | | | | | | | | | | | | | | | | | | | | | | | | | | | | | | | | | | | | | | | | | | | | | | | | | | | | | | | | | | | | | | | | | | | | | | | | | | | | | | | | | | | | | | | | | | | | | | | | | | | | | | | | | | | | | | | | | | | | | | | | | | | | | | | | | | | | | | | | | | | | | | | | | | | | | | | | | | | | | | | | | | | | | | | | | | | | | | | | | | | | | | | | | | | | | | | | | | | | | | | | | | | | | | | | | | | | | | | | | | | | | | | | | | | | | | | | | | | | | | | | | | | | | | | | | | | | | | | | | | | | | | | | | | | | | | | | | | | | | | | | | | | | | | | | | | | | | | | | | | | | | | | | | | | | | | | | | | | | | | | | | | | | | | | | | | | | | | | | | | | | | | | | | | | | | |
|----------|--------------------------------|--|--|--|--|--|--|--|--|--|--|--|--|--|--|--|--|--|--|--|--|--|--|--|--|--|--|--|--|--|--|--|--|--|--|--|--|--|--|--|--|--|--|--|--|--|--|--|--|--|--|--|--|--|--|--|--|--|--|--|--|--|--|--|--|--|--|--|--|--|--|--|--|--|--|--|--|--|--|--|--|--|--|--|--|--|--|--|--|--|--|--|--|--|--|--|--|--|--|--|--|--|--|--|--|--|--|--|--|--|--|--|--|--|--|--|--|--|--|--|--|--|--|--|--|--|--|--|--|--|--|--|--|--|--|--|--|--|--|--|--|--|--|--|--|--|--|--|--|--|--|--|--|--|--|--|--|--|--|--|--|--|--|--|--|--|--|--|--|--|--|--|--|--|--|--|--|--|--|--|--|--|--|--|--|--|--|--|--|--|--|--|--|--|--|--|--|--|--|--|--|--|--|--|--|--|--|--|--|--|--|--|--|--|--|--|--|--|--|--|--|--|--|--|--|--|--|--|--|--|--|--|--|--|--|--|--|--|--|--|--|--|--|--|--|--|--|--|--|--|--|--|--|--|--|--|--|--|--|--|--|--|--|--|--|--|--|--|--|--|--|--|--|--|--|--|--|--|--|--|--|--|--|--|--|--|--|--|--|--|--|--|--|--|--|--|--|--|--|--|--|--|--|--|--|--|--|--|--|--|--|--|--|--|--|--|--|--|--|--|--|--|--|--|--|--|--|--|--|--|--|--|--|--|--|--|--|--|--|--|--|--|--|--|--|--|--|--|--|--|--|--|--|--|--|--|--|--|--|--|--|--|--|--|--|--|--|--|--|--|--|--|--|--|--|--|--|--|--|--|--|--|--|--|--|--|--|--|--|--|--|--|--|--|--|--|--|--|--|--|--|--|--|--|--|--|--|--|--|--|--|--|--|--|--|--|--|--|--|--|--|--|--|--|--|--|--|--|--|--|--|--|--|--|--|--|--|--|--|--|--|--|--|--|--|--|--|--|--|--|--|--|--|--|--|--|--|--|--|--|--|--|--|--|--|--|--|--|--|--|--|--|--|--|--|--|--|--|--|--|--|--|--|--|--|--|--|--|--|--|--|--|--|--|--|--|--|--|--|--|--|--|--|--|--|--|--|--|--|--|--|--|--|--|--|--|--|--|--|--|--|--|--|--|--|--|--|--|--|--|--|--|--|--|--|--|--|--|--|--|--|--|--|--|--|--|--|--|--|--|--|--|--|--|--|--|--|--|--|--|--|--|--|--|--|--|--|--|--|--|--|--|--|--|--|--|--|--|--|--|--|--|--|--|--|--|--|--|--|--|--|--|--|--|--|--|--|--|--|--|--|--|--|--|--|--|--|--|--|--|--|--|--|--|--|--|--|--|--|--|--|--|--|--|--|--|--|--|--|--|--|--|--|--|--|--|--|--|--|--|--|--|--|--|--|--|--|--|--|--|--|--|--|--|--|--|--|--|--|--|--|--|--|--|--|--|--|--|--|--|--|--|--|--|--|--|--|--|--|--|--|--|--|--|--|--|--|--|--|--|--|--|--|--|--|--|--|--|--|--|--|--|--|--|--|--|--|--|--|--|--|--|--|--|--|--|--|--|--|--|--|--|--|--|--|--|--|--|--|--|--|--|--|--|--|--|--|--|--|--|--|--|--|--|--|--|--|--|--|--|--|--|--|--|--|--|--|--|--|--|--|--|--|--|--|--|--|--|--|--|--|--|--|--|--|--|--|--|--|--|--|--|--|--|--|--|--|--|--|--|--|--|--|--|--|--|--|--|--|--|--|--|--|--|--|--|--|--|--|--|--|--|--|--|--|--|--|--|--|--|--|--|--|--|--|--|--|--|--|--|--|--|--|--|--|--|--|--|--|--|--|--|--|--|--|--|--|--|--|--|--|--|--|--|--|--|--|--|--|--|--|--|--|--|--|--|--|--|--|--|--|--|--|--|--|--|--|--|--|--|--|--|--|--|--|--|--|--|--|--|--|--|--|--|--|--|--|--|--|--|--|--|--|--|--|--|--|--|--|--|--|--|--|--|--|--|--|--|--|--|--|--|--|--|--|--|--|--|--|--|--|--|--|--|--|--|--|--|--|--|--|--|--|--|--|--|--|--|--|--|--|--|--|--|--|--|--|--|--|--|--|--|--|--|--|--|--|--|--|--|--|--|--|--|--|--|--|--|--|--|--|--|--|--|--|--|--|--|--|--|--|--|--|--|--|--|--|--|--|--|--|--|--|--|--|--|--|--|--|--|--|--|--|--|--|--|--|--|--|--|--|--|--|--|--|--|--|--|--|--|--|--|--|--|--|--|--|--|--|--|--|--|--|--|--|--|--|--|--|--|--|--|--|--|--|--|--|--|--|--|--|--|--|--|--|--|--|--|--|--|--|--|--|--|--|--|--|--|--|--|--|--|--|--|--|--|--|--|--|--|--|--|--|--|--|--|--|--|--|--|--|--|--|--|--|--|--|--|--|--|--|--|--|--|--|--|--|--|--|--|--|--|--|--|--|--|--|--|--|--|--|--|--|--|--|--|--|--|--|--|--|--|--|--|--|--|--|--|--|--|--|--|--|--|--|--|--|--|--|--|--|--|--|--|--|--|--|--|--|--|--|--|--|--|--|--|--|--|--|--|--|--|--|--|--|--|--|--|--|--|--|--|--|--|--|--|--|--|--|--|--|--|--|--|--|--|--|--|--|--|--|--|--|--|--|--|--|--|--|--|--|--|--|--|--|--|--|--|--|--|--|--|--|--|--|--|--|--|--|--|--|--|--|--|--|--|--|--|--|--|--|--|--|--|--|--|--|--|--|--|--|--|--|--|--|--|--|--|--|--|--|--|--|--|--|--|--|--|--|--|--|--|--|--|--|--|--|--|--|--|--|--|--|--|--|--|--|--|--|--|--|--|--|--|--|--|--|--|--|--|--|--|--|--|--|--|--|--|--|--|--|--|--|--|--|--|--|--|--|--|--|--|--|--|--|--|--|--|--|--|--|--|--|--|--|--|--|--|--|--|--|--|--|--|--|--|--|--|--|--|--|--|--|--|--|--|--|--|--|--|--|--|--|--|--|--|--|--|--|--|--|--|--|--|--|--|--|--|--|--|--|--|--|--|--|--|--|--|--|--|--|--|--|--|--|--|--|--|--|--|--|--|--|--|--|--|--|--|--|--|--|--|--|--|--|--|--|--|--|--|--|--|--|--|--|--|--|--|--|
| Property | INLAND 26/23 B2OJ STATE COM 1H | | | | | | | | | | | | | | | | | | | | | | | | | | | | | | | | | | | | | | | | | | | | | | | | | | | | | | | | | | | | | | | | | | | | | | | | | | | | | | | | | | | | | | | | | | | | | | | | | | | | | | | | | | | | | | | | | | | | | | | | | | | | | | | | | | | | | | | | | | | | | | | | | | | | | | | | | | | | | | | | | | | | | | | | | | | | | | | | | | | | | | | | | | | | | | | | | | | | | | | | | | | | | | | | | | | | | | | | | | | | | | | | | | | | | | | | | | | | | | | | | | | | | | | | | | | | | | | | | | | | | | | | | | | | | | | | | | | | | | | | | | | | | | | | | | | | | | | | | | | | | | | | | | | | | | | | | | | | | | | | | | | | | | | | | | | | | | | | | | | | | | | | | | | | | | | | | | | | | | | | | | | | | | | | | | | | | | | | | | | | | | | | | | | | | | | | | | | | | | | | | | | | | | | | | | | | | | | | | | | | | | | | | | | | | | | | | | | | | | | | | | | | | | | | | | | | | | | | | | | | | | | | | | | | | | | | | | | | | | | | | | | | | | | | | | | | | | | | | | | | | | | | | | | | | | | | | | | | | | | | | | | | | | | | | | | | | | | | | | | | | | | | | | | | | | | | | | | | | | | | | | | | | | | | | | | | | | | | | | | | | | | | | | | | | | | | | | | | | | | | | | | | | | | | | | | | | | | | | | | | | | | | | | | | | | | | | | | | | | | | | | | | | | | | | | | | | | | | | | | | | | | | | | | | | | | | | | | | | | | | | | | | | | | | | | | | | | | | | | | | | | | | | | | | | | | | | | | | | | | | | | | | | | | | | | | | | | | | | | | | | | | | | | | | | | | | | | | | | | | | | | | | | | | | | | | | | | | | | | | | | | | | | | | | | | | | | | | | | | | | | | | | | | | | | | | | | | | | | | | | | | | | | | | | | | | | | | | | | | | | | | | | | | | | | | | | | | | | | | | | | | | | | | | | | | | | | | | | | | | | | | | | | | | | | | | | | | | | | | | | | | | | | | | | | | | | | | | | | | | | | | | | | | | | | | | | | | | | | | | | | | | | | | | | | | | | | | | | | | | | | | | | | | | | | | | | | | | | | | | | | | | | | | | | | | | | | | | | | | | | | | | | | | | | | | | | | | | | | | | | | | | | | | | | | | | | | | | | | | | | | | | | | | | | | | | | | | | | | | | | | | | | | | | | | | | | | | | | | | | | | | | | | | | | | | | | | | | | | | | | | | | | | | | | | | | | | | | | | | | | | | | | | | | | | | | | | | | | | | | | | | | | | | | | | | | | | | | | | | | | | | | | | | | | | | | | | | | | | | | | | | | | | | | | | | | | | | | | | | | | | | | | | | | | | | | | | | | | | | | | | | | | | | | | | | | | | | | | | | | | | | | | | | | | | | | | | | | | | | | | | | | | | | | | | | | | | | | | | | | | | | | | | | | | | | | | | | | | | | | | | | | | | | | | | | | | | | | | | | | | | | | | | | | | | | | | | | | | | | | | | | | | | | | | | | | | | | | | | | | | | | | | | | | | | | | | | | | | | | | | | | | | | | | | | | | | | | | | | | | | | | | | | | | | | | | | | | | | | | | | | | | | | | | | | | | | | | | | | | |
|----------|--------------------------------|--|--|--|--|--|--|--|--|--|--|--|--|--|--|--|--|--|--|--|--|--|--|--|--|--|--|--|--|--|--|--|--|--|--|--|--|--|--|--|--|--|--|--|--|--|--|--|--|--|--|--|--|--|--|--|--|--|--|--|--|--|--|--|--|--|--|--|--|--|--|--|--|--|--|--|--|--|--|--|--|--|--|--|--|--|--|--|--|--|--|--|--|--|--|--|--|--|--|--|--|--|--|--|--|--|--|--|--|--|--|--|--|--|--|--|--|--|--|--|--|--|--|--|--|--|--|--|--|--|--|--|--|--|--|--|--|--|--|--|--|--|--|--|--|--|--|--|--|--|--|--|--|--|--|--|--|--|--|--|--|--|--|--|--|--|--|--|--|--|--|--|--|--|--|--|--|--|--|--|--|--|--|--|--|--|--|--|--|--|--|--|--|--|--|--|--|--|--|--|--|--|--|--|--|--|--|--|--|--|--|--|--|--|--|--|--|--|--|--|--|--|--|--|--|--|--|--|--|--|--|--|--|--|--|--|--|--|--|--|--|--|--|--|--|--|--|--|--|--|--|--|--|--|--|--|--|--|--|--|--|--|--|--|--|--|--|--|--|--|--|--|--|--|--|--|--|--|--|--|--|--|--|--|--|--|--|--|--|--|--|--|--|--|--|--|--|--|--|--|--|--|--|--|--|--|--|--|--|--|--|--|--|--|--|--|--|--|--|--|--|--|--|--|--|--|--|--|--|--|--|--|--|--|--|--|--|--|--|--|--|--|--|--|--|--|--|--|--|--|--|--|--|--|--|--|--|--|--|--|--|--|--|--|--|--|--|--|--|--|--|--|--|--|--|--|--|--|--|--|--|--|--|--|--|--|--|--|--|--|--|--|--|--|--|--|--|--|--|--|--|--|--|--|--|--|--|--|--|--|--|--|--|--|--|--|--|--|--|--|--|--|--|--|--|--|--|--|--|--|--|--|--|--|--|--|--|--|--|--|--|--|--|--|--|--|--|--|--|--|--|--|--|--|--|--|--|--|--|--|--|--|--|--|--|--|--|--|--|--|--|--|--|--|--|--|--|--|--|--|--|--|--|--|--|--|--|--|--|--|--|--|--|--|--|--|--|--|--|--|--|--|--|--|--|--|--|--|--|--|--|--|--|--|--|--|--|--|--|--|--|--|--|--|--|--|--|--|--|--|--|--|--|--|--|--|--|--|--|--|--|--|--|--|--|--|--|--|--|--|--|--|--|--|--|--|--|--|--|--|--|--|--|--|--|--|--|--|--|--|--|--|--|--|--|--|--|--|--|--|--|--|--|--|--|--|--|--|--|--|--|--|--|--|--|--|--|--|--|--|--|--|--|--|--|--|--|--|--|--|--|--|--|--|--|--|--|--|--|--|--|--|--|--|--|--|--|--|--|--|--|--|--|--|--|--|--|--|--|--|--|--|--|--|--|--|--|--|--|--|--|--|--|--|--|--|--|--|--|--|--|--|--|--|--|--|--|--|--|--|--|--|--|--|--|--|--|--|--|--|--|--|--|--|--|--|--|--|--|--|--|--|--|--|--|--|--|--|--|--|--|--|--|--|--|--|--|--|--|--|--|--|--|--|--|--|--|--|--|--|--|--|--|--|--|--|--|--|--|--|--|--|--|--|--|--|--|--|--|--|--|--|--|--|--|--|--|--|--|--|--|--|--|--|--|--|--|--|--|--|--|--|--|--|--|--|--|--|--|--|--|--|--|--|--|--|--|--|--|--|--|--|--|--|--|--|--|--|--|--|--|--|--|--|--|--|--|--|--|--|--|--|--|--|--|--|--|--|--|--|--|--|--|--|--|--|--|--|--|--|--|--|--|--|--|--|--|--|--|--|--|--|--|--|--|--|--|--|--|--|--|--|--|--|--|--|--|--|--|--|--|--|--|--|--|--|--|--|--|--|--|--|--|--|--|--|--|--|--|--|--|--|--|--|--|--|--|--|--|--|--|--|--|--|--|--|--|--|--|--|--|--|--|--|--|--|--|--|--|--|--|--|--|--|--|--|--|--|--|--|--|--|--|--|--|--|--|--|--|--|--|--|--|--|--|--|--|--|--|--|--|--|--|--|--|--|--|--|--|--|--|--|--|--|--|--|--|--|--|--|--|--|--|--|--|--|--|--|--|--|--|--|--|--|--|--|--|--|--|--|--|--|--|--|--|--|--|--|--|--|--|--|--|--|--|--|--|--|--|--|--|--|--|--|--|--|--|--|--|--|--|--|--|--|--|--|--|--|--|--|--|--|--|--|--|--|--|--|--|--|--|--|--|--|--|--|--|--|--|--|--|--|--|--|--|--|--|--|--|--|--|--|--|--|--|--|--|--|--|--|--|--|--|--|--|--|--|--|--|--|--|--|--|--|--|--|--|--|--|--|--|--|--|--|--|--|--|--|--|--|--|--|--|--|--|--|--|--|--|--|--|--|--|--|--|--|--|--|--|--|--|--|--|--|--|--|--|--|--|--|--|--|--|--|--|--|--|--|--|--|--|--|--|--|--|--|--|--|--|--|--|--|--|--|--|--|--|--|--|--|--|--|--|--|--|--|--|--|--|--|--|--|--|--|--|--|--|--|--|--|--|--|--|--|--|--|--|--|--|--|--|--|--|--|--|--|--|--|--|--|--|--|--|--|--|--|--|--|--|--|--|--|--|--|--|--|--|--|--|--|--|--|--|--|--|--|--|--|--|--|--|--|--|--|--|--|--|--|--|--|--|--|--|--|--|--|--|--|--|--|--|--|--|--|--|--|--|--|--|--|--|--|--|--|--|--|--|--|--|--|--|--|--|--|--|--|--|--|--|--|--|--|--|--|--|--|--|--|--|--|--|--|--|--|--|--|--|--|--|--|--|--|--|--|--|--|--|--|--|--|--|--|--|--|--|--|--|--|--|--|--|--|--|--|--|--|--|--|--|--|--|--|--|--|--|--|--|--|--|--|--|--|--|--|--|--|--|--|--|--|--|--|--|--|--|--|--|--|--|--|--|--|--|--|--|--|--|--|--|--|--|--|--|--|--|--|--|--|--|--|--|--|--|--|--|--|--|--|--|--|--|--|--|--|--|--|--|--|--|--|--|--|--|--|--|--|--|--|--|--|--|--|--|--|--|--|--|--|--|--|--|--|--|--|--|--|--|--|--|--|--|--|--|--|--|--|--|--|--|--|--|--|--|--|--|--|--|--|--|--|--|--|--|--|--|--|--|--|--|

| | | | | Equipment beyond | | | | | | Difference Expense and Amount Applied to | | |
|--------------|------------|----------|-------------------------------------|------------------------------------|------------------|----------------|-----------------|---------------|-----------------|--|-----------------|-----------------|
| | | | | Cash Call | Intangible Costs | Tangible Costs | WH | LOE | Total Expenses | Prepayments | Prepayment | |
| 202102-15249 | 3/2/2021 | 035904-1 | Property | | | | | | | | | |
| | | | Feb-21 62948000-10 (drilling costs) | \$ (235,106.04) | \$ 187,183.28 | \$ 47,922.76 | | \$ 235,106.04 | \$ (235,106.04) | \$ - | | |
| | | | 62948000-20 (after drilling costs) | \$ (79,898.48) | \$ 36,101.73 | \$ 17,337.83 | \$ 26,458.82 | \$ 79,898.38 | \$ (79,898.48) | \$ (0.10) | | |
| | | | LOE | \$ (147.60) | | | | \$ 147.60 | \$ (147.60) | \$ - | | |
| | | | | \$ (315,152.12) | \$ 223,285.01 | \$ 65,260.59 | \$ 26,458.82 | \$ 147.60 | \$ 315,152.02 | \$ (315,152.12) | \$ (0.10) | |
| 202103-16514 | 3/31/2021 | 035904-1 | Mar-21 62948000-10 (drilling costs) | \$ (6,148.87) | \$ 6,148.87 | | | | \$ 6,148.87 | \$ (6,148.87) | \$ - | |
| | | | 62948000-20 (after drilling costs) | \$ (183,321.60) | \$ 157,377.62 | \$ 1,110.79 | \$ 24,833.19 | \$ 183,321.60 | \$ (183,321.60) | \$ - | | |
| | | | LOE | \$ (1,511.77) | | | | \$ 1,511.77 | \$ (1,511.77) | \$ - | | |
| | | | | | | | \$ (190,982.24) | \$ 163,526.49 | \$ 1,110.79 | \$ 24,833.19 | \$ 1,511.77 | \$ 190,982.24 |
| 202104-19053 | 5/3/2021 | 035904-1 | Apr-21 62948000-10 (drilling costs) | \$ (1,419.74) | \$ 1,419.74 | | | | \$ 1,419.74 | \$ (1,419.74) | \$ - | |
| | | | 62948000-20 (after drilling costs) | \$ (41,118.85) | \$ 34,320.78 | \$ 314.80 | \$ 6,483.27 | \$ 41,118.85 | \$ (41,118.85) | \$ - | | |
| | | | LOE | \$ (13,011.59) | | | | \$ 13,011.59 | \$ (13,011.59) | \$ - | | |
| | | | | | | | \$ (55,550.18) | \$ 35,740.52 | \$ 314.80 | \$ 6,483.27 | \$ 13,011.59 | \$ 55,550.18 |
| 202105-20567 | 5/31/2021 | 035904-1 | May-21 62948000-10 (drilling costs) | \$ (7.50) | \$ 7.50 | \$ (1,155.29) | | | \$ (1,147.79) | \$ (7.50) | \$ (1,155.29) | |
| | | | 62948000-20 (after drilling costs) | \$ (18,661.21) | \$ 1,892.51 | \$ (445.64) | \$ 17,214.34 | \$ 18,661.21 | \$ (18,661.21) | \$ - | | |
| | | | LOE | \$ (8,197.55) | | | | \$ 9,352.84 | \$ (8,197.55) | \$ 1,155.29 | | |
| | | | | | | | \$ (26,866.26) | \$ 1,900.01 | \$ (1,600.93) | \$ 17,214.34 | \$ 9,352.84 | \$ 26,866.26 |
| 202106-22975 | 6/30/2021 | 035904-1 | Jun-21 62948000-10 (drilling costs) | | | | | | \$ - | \$ - | \$ - | |
| | | | 62948000-20 (after drilling costs) | \$ (12,568.81) | \$ 1,190.05 | \$ 10,191.84 | \$ 1,186.92 | \$ 12,568.81 | \$ (12,568.81) | \$ - | | |
| | | | 62948000-30 (LOE) | \$ (7,059.82) | | | | \$ 7,059.82 | \$ (7,059.82) | \$ - | | |
| | | | | | | | \$ (19,628.63) | \$ 1,190.05 | \$ 10,191.84 | \$ 1,186.92 | \$ 7,059.82 | \$ 19,628.63 |
| 202107-25519 | 7/31/2021 | 035904-1 | Jul-21 62948000-10 (drilling costs) | \$ 25,802.75 | \$ (0.05) | \$ 0.02 | | | \$ (0.03) | \$ 25,802.75 | \$ 25,802.72 | |
| | | | 62948000-20 (after drilling costs) | \$ (221,520.92) | \$ 18,653.55 | | \$ 104.97 | \$ 18,758.52 | \$ (221,520.92) | \$ (202,762.40) | | |
| | | | LOE | \$ 147.60 | | | | \$ 3,549.68 | \$ 147.60 | \$ 3,697.28 | | |
| | | | | | | | \$ (195,570.57) | \$ 18,653.50 | \$ 0.02 | \$ 104.97 | \$ 3,549.68 | \$ 22,308.17 |
| 202108-28495 | 8/31/2021 | 035904-1 | Aug-21 62948000-10 (drilling costs) | | | | | | \$ - | \$ - | \$ - | |
| | | | 62948000-20 (after drilling costs) | | | \$ 469.30 | \$ 729.95 | \$ 1,199.25 | \$ - | \$ 1,199.25 | | |
| | | | LOE | | | | | \$ 3,615.16 | \$ - | \$ 3,615.16 | | |
| | | | | | | | \$ - | \$ - | \$ 469.30 | \$ 729.95 | \$ 3,615.16 | \$ 4,814.41 |
| 202109-00749 | 9/30/2021 | 035904-1 | Sep-21 62948000-10 (drilling costs) | \$ - | | \$ (583.82) | | | \$ (583.82) | \$ - | \$ (583.82) | |
| | | | 62948000-20 (after drilling costs) | \$ - | \$ 55.10 | | | \$ 55.10 | \$ - | \$ 55.10 | | |
| | | | LOE | \$ - | | | | \$ 3,848.81 | \$ - | \$ 3,848.81 | | |
| | | | | | | | \$ - | \$ 55.10 | \$ (583.82) | \$ - | \$ 3,848.81 | \$ 3,320.09 |
| 202110-02969 | 10/31/2021 | 035904-1 | Oct-21 62948000-10 (drilling costs) | \$ - | | | | | \$ - | \$ - | \$ - | |
| | | | 62948000-20 (after drilling costs) | \$ - | | | | | \$ - | \$ - | | |
| | | | LOE | \$ - | | | | \$ 3,065.52 | \$ - | \$ 3,065.52 | | |
| | | | | | | | \$ - | \$ - | \$ - | \$ - | \$ 3,065.52 | \$ - |
| 202111-04811 | 11/30/2021 | 035904-1 | Nov-21 62948000-10 (drilling costs) | \$ - | | | | | \$ - | \$ - | \$ - | |
| | | | 62948000-20 (after drilling costs) | \$ - | | | \$ (520.00) | \$ (520.00) | \$ - | \$ (520.00) | | |
| | | | LOE | \$ - | | | | \$ 4,814.60 | \$ - | \$ 4,814.60 | | |
| | | | | | | | \$ - | \$ - | \$ - | \$ (520.00) | \$ 4,814.60 | \$ 4,294.60 |
| 202112-07336 | 12/31/2021 | 035904-1 | Dec-21 62948000-10 (drilling costs) | \$ - | | | | | \$ - | \$ - | \$ - | |
| | | | 62948000-20 (after drilling costs) | \$ - | | | | | \$ - | \$ - | | |
| | | | LOE | \$ - | | | | \$ 3,985.23 | \$ - | \$ 3,985.23 | | |
| | | | | | | | \$ - | \$ - | \$ - | \$ - | \$ 3,985.23 | \$ - |
| 202201-01870 | 1/31/2022 | 035904-1 | Jan-22 62948000-10 (drilling costs) | \$ - | | | | | \$ - | \$ - | \$ - | |
| | | | 62948000-20 (after drilling costs) | \$ - | | | \$ 235.00 | \$ 235.00 | \$ - | \$ 235.00 | | |
| | | | LOE | \$ - | | | | \$ 3,949.72 | \$ - | \$ 3,949.72 | | |
| | | | | | | | \$ - | \$ - | \$ - | \$ 235.00 | \$ 3,949.72 | \$ 4,184.72 |
| 202202-03423 | 2/28/2022 | 035904-1 | Feb-22 62948000-10 (drilling costs) | \$ - | | | | | \$ - | \$ - | \$ - | |
| | | | 62948000-20 (after drilling costs) | \$ - | | | | | \$ - | \$ - | | |
| | | | LOE | \$ - | | | | \$ 6,744.33 | \$ - | \$ 6,744.33 | | |
| | | | | | | | \$ - | \$ - | \$ - | \$ - | \$ 6,744.33 | \$ - |
| 202203-05414 | 3/31/2022 | 035904-1 | Mar-22 62948000-10 (drilling costs) | \$ - | | | | | \$ - | \$ - | \$ - | |
| | | | 62948000-20 (after drilling costs) | \$ - | \$ 107.61 | \$ 269.57 | \$ 95.42 | \$ 472.60 | \$ - | \$ 472.60 | | |
| | | | LOE | \$ - | | | | \$ 10,740.31 | \$ - | \$ 10,740.31 | | |
| | | | | | | | \$ - | \$ 107.61 | \$ 269.57 | \$ 95.42 | \$ 10,740.31 | \$ 11,212.91 |
| 202204-06599 | 4/30/2022 | 035904-1 | Apr-22 62948000-10 (drilling costs) | \$ - | | | | | \$ - | \$ - | \$ - | |
| | | | 62948000-20 (after drilling costs) | \$ - | | | \$ (3,625.84) | \$ (3,625.84) | \$ - | \$ (3,625.84) | | |
| | | | LOE | \$ - | | | | \$ 8,994.36 | \$ - | \$ 8,994.36 | | |
| | | | | | | | \$ - | \$ - | \$ - | \$ (3,625.84) | \$ 8,994.36 | \$ 5,368.52 |
| 202205-08622 | 5/31/2022 | 035904-1 | May-22 62948000-10 (drilling costs) | \$ - | | | | | \$ - | \$ - | \$ - | |
| | | | 62948000-20 (after drilling costs) | \$ - | | | \$ 535.61 | \$ 535.61 | \$ - | \$ 535.61 | | |
| | | | LOE | \$ - | | | | \$ 4,127.01 | \$ - | \$ 4,127.01 | | |
| | | | | | | | \$ - | \$ - | \$ - | \$ 535.61 | \$ 4,127.01 | \$ 4,662.62 |
| TOTAL | | | | 62948000-10 (drilling costs) | \$ (803,750.00) | \$ 444,458.29 | \$ 75,432.16 | \$ 73,731.65 | \$ 88,518.35 | \$ 682,140.45 | \$ (803,750.00) | \$ (121,609.55) |
| | | | | 62948000-10 (drilling costs) | \$ (216,879.40) | \$ 194,759.34 | \$ 46,183.67 | \$ - | \$ 240,943.01 | \$ (216,879.40) | \$ 24,063.61 | |
| | | | | 62948000-20 (after drilling costs) | \$ (557,089.87) | \$ 249,698.95 | \$ 29,248.49 | \$ 73,731.65 | \$ 352,679.09 | \$ (557,089.87) | \$ (204,410.78) | |
| | | | | LOE | \$ (29,780.73) | \$ - | \$ - | \$ - | \$ 88,518.35 | \$ 88,518.35 | \$ (29,780.73) | \$ 58,737.62 |
| | | | | \$ (803,750.00) | \$ 444,458.29 | \$ 75,432.16 | \$ 73,731.65 | \$ 88,518.35 | \$ 682,140.45 | \$ (803,750.00) | \$ (121,609.55) | |

| | | | | Equipment beyond | | | | | | | | | | Difference Expense and Amount Applied | |
|--------------|------------|-----------|--|--|--|---|--|--|--|--|--|--|--|---------------------------------------|--|
| | | | | Cash Call | Intangible Costs | Tangible Costs | WH | LOE | Total Expenses | Prepayments | to Prepayment | | | | |
| 202102-15249 | 3/2/2021 | 0359004-1 | Feb-21 Property 62948000-10 (drilling costs) 62948000-20 (after drilling costs) LOE | \$ (239,236.23) \$ (78,338.62) \$ (165.10) \$ (317,739.95) | \$ 188,660.81 \$ 34,889.42 \$ - \$ 223,550.23 | \$ 50,575.42 \$ 16,990.42 \$ - \$ 67,565.84 | \$ - \$ - \$ - \$ 26,458.78 | \$ - \$ - \$ 165.10 \$ 165.10 | \$ 239,236.23 \$ 78,338.62 \$ 165.10 \$ 317,739.95 | \$ (239,236.23) \$ (78,338.62) \$ (165.10) \$ (317,739.95) | \$ - \$ - \$ - \$ - | | | | |
| 202103-16514 | 3/31/2021 | 0359004-1 | Mar-21 62948000-10 (drilling costs) 62948000-20 (after drilling costs) LOE | \$ (2,503.81) \$ (196,647.72) \$ (1,551.43) \$ (200,702.96) | \$ 2,503.81 \$ 170,157.24 \$ - \$ 172,661.05 | \$ - \$ 1,657.50 \$ - \$ 1,657.50 | \$ 24,832.98 \$ - \$ - \$ 24,832.98 | \$ - \$ 1,551.43 \$ 1,551.43 \$ 1,551.43 | \$ 2,503.81 \$ 196,647.72 \$ 1,551.43 \$ 200,702.96 | \$ (2,503.81) \$ (196,647.72) \$ (1,551.43) \$ (200,702.96) | \$ - \$ - \$ - \$ - | | | | |
| 202104-19053 | 5/3/2021 | 0359004-1 | Apr-21 62948000-10 (drilling costs) 62948000-20 (after drilling costs) LOE | \$ (1,271.96) \$ (34,003.75) \$ (13,861.06) \$ (49,136.77) | \$ 1,271.96 \$ 25,401.70 \$ - \$ 26,673.66 | \$ - \$ 2,055.19 \$ - \$ 2,055.19 | \$ 6,546.86 \$ - \$ 13,861.06 \$ 6,546.86 | \$ - \$ - \$ 13,861.06 \$ 13,861.06 | \$ (1,271.96) \$ 34,003.75 \$ 13,861.06 \$ 49,136.77 | \$ (1,271.96) \$ (34,003.75) \$ (13,861.06) \$ (49,136.77) | \$ - \$ - \$ - \$ - | | | | |
| 202105-20567 | 5/31/2021 | 0359004-1 | May-21 62948000-10 (drilling costs) 62948000-20 (after drilling costs) LOE | \$ (276.66) \$ (27,562.04) \$ (7,388.72) \$ (35,227.42) | \$ 553.32 \$ 4,916.68 \$ - \$ 5,470.00 | \$ (5,171.48) \$ 15,620.44 \$ - \$ 10,448.96 | \$ - \$ 34,586.96 \$ - \$ 34,586.96 | \$ - \$ 19,948.92 \$ 19,948.92 \$ 19,948.92 | \$ (4,618.16) \$ 55,124.08 \$ 19,948.92 \$ 70,544.84 | \$ (276.66) \$ (27,562.04) \$ (7,388.72) \$ (35,227.42) | \$ (4,894.82) \$ 27,562.04 \$ 12,560.20 \$ 35,227.42 | | | | |
| 202106-22975 | 6/30/2021 | 0359004-1 | Jun-21 62948000-10 (drilling costs) 62948000-20 (after drilling costs) LOE | \$ (766.15) \$ (735.17) \$ (6,610.39) \$ (8,111.71) | \$ 489.49 \$ (2,458.34) \$ - \$ (1,968.85) | \$ 2,585.74 \$ (7,810.22) \$ - \$ (5,224.48) | \$ - \$ (16,558.31) \$ - \$ (16,558.31) | \$ - \$ - \$ (3,364.07) \$ (3,364.07) | \$ 3,075.23 \$ (23,901.84) \$ (3,364.07) \$ (27,115.71) | \$ (766.15) \$ (735.17) \$ (6,610.39) \$ (8,111.71) | \$ 2,309.08 \$ (27,562.04) \$ (9,974.46) \$ (35,227.42) | | | | |
| 202107-25519 | 7/31/2021 | 0359004-1 | Jul-21 62948000-10 (drilling costs) 62948000-20 (after drilling costs) LOE | \$ 7,413.37 \$ (195,409.64) \$ 165.10 \$ (187,831.17) | \$ (0.02) \$ 18,250.51 \$ - \$ (18,250.49) | \$ (0.02) \$ 0.01 \$ - \$ (0.01) | \$ 104.96 \$ - \$ - \$ 104.96 | \$ - \$ 2,855.16 \$ 2,855.16 \$ 2,855.16 | \$ (0.04) \$ 18,355.48 \$ 2,855.16 \$ 21,210.60 | \$ 7,413.37 \$ (195,409.64) \$ 165.10 \$ (187,831.17) | \$ 7,413.37 \$ (177,054.16) \$ 3,020.26 \$ (166,620.57) | | | | |
| 202108-28495 | 8/30/2021 | 0359004-1 | Aug-21 62948000-10 (drilling costs) 62948000-20 (after drilling costs) LOE | \$ - \$ - \$ - \$ - | \$ - \$ 63.65 \$ - \$ 63.65 | \$ 346.69 \$ - \$ - \$ 346.69 | \$ 729.95 \$ - \$ 10,872.79 \$ 729.95 | \$ - \$ - \$ 10,872.79 \$ 12,013.08 | \$ - \$ 1,140.29 \$ - \$ 12,013.08 | \$ - \$ - \$ - \$ - | \$ 1,140.29 \$ 10,872.79 \$ 12,013.08 | | | | |
| 202109-00749 | 9/30/2021 | 0359004-1 | Sep-21 62948000-10 (drilling costs) 62948000-20 (after drilling costs) LOE | \$ - \$ - \$ - \$ - | \$ - \$ 55.10 \$ - \$ 55.10 | \$ (85.89) \$ - \$ (85.89) \$ (85.89) | \$ - \$ - \$ 5,705.16 \$ 5,705.16 | \$ - \$ - \$ 5,705.16 \$ 5,705.16 | \$ - \$ (30.79) \$ 5,705.16 \$ 5,674.37 | \$ - \$ - \$ - \$ - | \$ (30.79) \$ 5,705.16 \$ 5,674.37 | | | | |
| 202110-02969 | 10/31/2021 | 0359004-1 | Oct-21 62948000-10 (drilling costs) 62948000-20 (after drilling costs) LOE | \$ - \$ - \$ - \$ - | \$ - \$ - \$ - \$ - | \$ - \$ - \$ - \$ - | \$ 1,617.53 \$ - \$ 9,651.10 \$ 1,617.53 | \$ - \$ - \$ 9,651.10 \$ 9,651.10 | \$ - \$ - \$ 11,268.63 \$ 11,268.63 | \$ - \$ - \$ - \$ - | \$ 1,617.53 \$ - \$ 9,651.10 \$ 11,268.63 | | | | |
| 202111-04811 | 11/30/2021 | 0359 | | | | | | | | | | | | | |

| Property | INLAND 26/23 B2OJ STATE COM 1H | | | | | | | | |
|------------------------------------|--------------------------------|------------------|----------------|--------------|--------------|----------------|-----------------|--------------------|--|
| Property Number | 72076000 | | | | | | | | |
| Property | Cash Call | Intangible Costs | Tangible Costs | Equipment | LOE | Total Expenses | Prepayments | Difference Expense | |
| 62948000-10 (drilling costs) | \$ (216,879.40) | \$ 194,759.34 | \$ 46,183.67 | \$ - | \$ - | \$ 240,943.01 | \$ (216,879.40) | \$ 24,063.61 | |
| 62948000-20 (after drilling costs) | \$ (557,089.87) | \$ 249,698.95 | \$ 29,248.49 | \$ 73,731.65 | \$ - | \$ 352,679.09 | \$ (557,089.87) | \$ (204,410.78) | |
| LOE | \$ (29,780.73) | \$ - | \$ - | \$ - | \$ 88,518.35 | \$ 88,518.35 | \$ (29,780.73) | \$ 58,737.62 | |
| | \$ (803,750.00) | \$ 444,458.29 | \$ 75,432.16 | \$ 73,731.65 | \$ 88,518.35 | \$ 682,140.45 | \$ (803,750.00) | \$ (121,609.55) | |

| Property | INLAND 26/23 B2PI STATE COM 1H | | | | | | | | |
|------------------------------------|--------------------------------|------------------|----------------|---------------------|--------------|----------------|-----------------|---|--|
| Property Number | 2948000 | | | | | | | | |
| Property | Cash Call | Intangible Costs | Tangible Costs | Equipment beyond WH | LOE | Total Expenses | Prepayments | Difference Expense and Amount Applied to Prepayment | |
| 62948000-10 (drilling costs) | \$ (236,641.44) | \$ 193,479.37 | \$ 47,989.66 | \$ - | \$ - | \$ 241,469.03 | \$ (236,641.44) | \$ 4,827.59 | |
| 62948000-20 (after drilling costs) | \$ (532,696.94) | \$ 251,275.96 | \$ 28,774.14 | \$ 74,944.46 | \$ - | \$ 354,994.56 | \$ (532,696.94) | \$ (177,702.38) | |
| LOE | \$ (29,411.60) | \$ - | \$ - | \$ - | \$ 90,378.11 | \$ 90,378.11 | \$ (29,411.60) | \$ 60,966.51 | |
| | \$ (798,749.98) | \$ 444,755.33 | \$ 76,763.80 | \$ 74,944.46 | \$ 90,378.11 | \$ 686,841.70 | \$ (798,749.98) | \$ (111,908.28) | |

TOTAL

| | | | | | | | | | |
|------------------------------------|-------------------|------------------|----------------|---------------------|---------------|-----------------|-------------------|---|--|
| Property | Cash Call | Intangible Costs | Tangible Costs | Equipment beyond WH | LOE | Total Expenses | Prepayments | Difference Expense and Amount Applied to Prepayment | |
| 62948000-10 (drilling costs) | \$ (453,520.84) | \$ 388,238.71 | \$ 94,173.33 | \$ - | \$ - | \$ 482,412.04 | \$ (453,520.84) | \$ 28,891.20 | |
| 62948000-20 (after drilling costs) | \$ (1,089,786.81) | \$ 500,974.91 | \$ 58,022.63 | \$ 148,676.11 | \$ - | \$ 707,673.65 | \$ (1,089,786.81) | \$ (382,113.16) | |
| LOE | \$ (59,192.33) | \$ - | \$ - | \$ - | \$ 178,896.46 | \$ 178,896.46 | \$ (59,192.33) | \$ 119,704.13 | |
| | \$ (1,602,499.98) | \$ 889,213.62 | \$ 152,195.96 | \$ 148,676.11 | \$ 178,896.46 | \$ 1,368,982.15 | \$ (1,602,499.98) | \$ (233,517.83) | |

| INLAND 26/23 B2OJ STATE COM 1H | | | | |
|--------------------------------|---------------|---------------|---------------|--------|
| Cash Prepayment | | Actual Costs | Difference | |
| Share of Drilling AFE's | \$ 334,220.00 | \$ 240,943.01 | \$ 93,276.99 | |
| Inflated Completion AFE's | \$ 469,530.00 | \$ 352,679.09 | \$ 116,850.91 | |
| | \$ 803,750.00 | \$ 593,622.10 | \$ 210,127.90 | 35.40% |

| INLAND 26/23 B2PI STATE COM 1H | | | | |
|--------------------------------|---------------|---------------|---------------|--------|
| Cash Prepayment | | Actual Costs | Difference | |
| Share of Drilling AFE's | \$ 334,240.00 | \$ 241,469.03 | \$ 92,770.97 | |
| Inflated Completion AFE's | \$ 464,510.00 | \$ 354,994.56 | \$ 109,515.44 | |
| | \$ 798,750.00 | \$ 596,524.73 | \$ 202,286.41 | 33.91% |

| TOTAL | | | | |
|---------------------------|-----------------|-----------------|---------------|--------|
| Cash Prepayment | | Actual Costs | Difference | |
| Share of Drilling AFE's | \$ 668,460.00 | \$ 482,412.04 | \$ 186,047.96 | |
| Inflated Completion AFE's | \$ 934,040.00 | \$ 707,673.65 | \$ 226,366.35 | |
| | \$ 1,602,500.00 | \$ 1,190,085.69 | \$ 412,414.31 | 34.65% |

JIB

| CC Description | (All) | current amount due | cash call | balance |
|----------------|--------------|--------------------|-------------------|------------------|
| Op Acct Month | Invoice No | Sum of Amount3 | Sum of Cash Call3 | Sum of Invoiced3 |
| (blank) | (blank) | | | |
| 5/31/2022 | 202205-08622 | \$106,280.14 | -\$617.31 | \$105,662.83 |
| 4/30/2022 | 202204-06599 | \$92,453.28 | -\$632.48 | \$91,820.80 |
| 3/31/2022 | 202203-05414 | \$37,557.27 | -\$597.08 | \$36,960.19 |
| 2/28/2022 | 202202-03423 | \$22,050.89 | -\$520.13 | \$21,530.76 |
| 1/31/2022 | 202201-01870 | \$28,750.89 | -\$652.44 | \$28,098.45 |
| 12/31/2021 | 202112-07332 | \$25,474.71 | -\$564.19 | \$24,910.52 |
| 11/30/2021 | 202111-04811 | \$31,658.95 | -\$1,120.68 | \$30,538.27 |
| 10/31/2021 | 202110-02969 | \$32,102.98 | -\$1,852.95 | \$30,250.03 |
| 9/30/2021 | 202109-00749 | \$32,271.11 | -\$599.83 | \$31,671.28 |
| 8/31/2021 | 202108-28495 | \$39,213.98 | -\$1,509.53 | \$37,704.45 |
| 7/31/2021 | 202107-25519 | \$59,265.81 | -\$384,670.73 | -\$325,404.92 |
| 6/30/2021 | 202106-22975 | \$11,490.33 | -\$29,113.54 | -\$17,623.21 |
| 5/31/2021 | 202105-20567 | \$114,140.17 | -\$63,354.45 | \$50,785.72 |
| 4/30/2021 | 202104-19053 | \$119,202.24 | -\$105,594.44 | \$13,607.80 |
| 3/31/2021 | 202103-16514 | \$410,559.16 | -\$394,327.32 | \$16,231.84 |
| 2/28/2021 | 202102-15249 | \$657,373.31 | -\$634,243.97 | \$23,129.34 |
| 1/31/2021 | 202101-13344 | \$30,624.14 | -\$9,185.93 | \$21,438.21 |
| 12/31/2020 | 202012-11537 | \$38,224.98 | -\$21,089.19 | \$17,135.79 |
| 11/30/2020 | 202011-10032 | \$21,868.06 | -\$3,442.80 | \$18,425.26 |
| 10/31/2020 | 202010-08226 | \$22,487.68 | -\$1,698.76 | \$20,788.92 |
| 9/30/2020 | 202009-06150 | \$31,990.81 | -\$1,352.86 | \$30,637.95 |
| 8/31/2020 | 202008-04448 | \$15,536.50 | -\$1,576.21 | \$13,960.29 |
| 7/31/2020 | 202007-02580 | \$11,032.86 | -\$1,636.82 | \$9,396.04 |
| 6/30/2020 | 202006-00692 | \$18,359.33 | -\$1,932.67 | \$16,426.66 |
| 5/31/2020 | 202005-22849 | \$20,298.22 | -\$2,805.02 | \$17,493.20 |
| 4/30/2020 | 202004-17708 | \$31,091.24 | -\$3,688.38 | \$27,402.86 |
| 3/31/2020 | 202003-15084 | \$41,941.96 | -\$10,642.46 | \$31,299.50 |
| 2/29/2020 | 202002-13480 | \$39,463.75 | -\$26,066.34 | \$13,397.41 |
| 1/31/2020 | 202001-11482 | \$38,388.22 | -\$16,819.45 | \$21,568.77 |
| Grand Total | | \$2,181,152.97 | -\$1,721,907.96 | \$459,245.01 |

\$ 2,181,152.97 \$ (1,721,907.96) \$ 459,245.01

Exhibit Q
Siana Oil and Gas, LLC
NMOCD Case No. 22378
July 7, 2022

JIB

current amount due

cash call

balance

| | | CC Description | Values | | CREEDENCE 21/16 W0FC ST COM 4H | |
|---------------|--------------|--------------------------------|----------------|-------------------|--------------------------------|----------------|
| Op Acct Month | Invoice No | CREEDENCE 21/16 W0ED ST COM 2H | Sum of Amount3 | Sum of Cash Call3 | Sum of Invoiced3 | Sum of Amount3 |
| (blank) | (blank) | | | | | |
| 5/31/2022 | 202205-08622 | | \$267.46 | \$0.00 | \$267.46 | \$348.33 |
| 4/30/2022 | 202204-06599 | | \$225.90 | \$0.00 | \$225.90 | \$317.15 |
| 3/31/2022 | 202203-05414 | | \$276.62 | \$0.00 | \$276.62 | \$347.55 |
| 2/28/2022 | 202202-03423 | | \$233.12 | \$0.00 | \$233.12 | \$308.71 |
| 1/31/2022 | 202201-01870 | | \$252.05 | \$0.00 | \$252.05 | \$389.46 |
| 12/31/2021 | 202112-07332 | | \$201.90 | \$0.00 | \$201.90 | \$355.58 |
| 11/30/2021 | 202111-04811 | | \$621.08 | \$0.00 | \$621.08 | \$638.72 |
| 10/31/2021 | 202110-02969 | | \$282.64 | \$0.00 | \$282.64 | \$586.26 |
| 9/30/2021 | 202109-00749 | | \$255.50 | \$0.00 | \$255.50 | \$348.43 |
| 8/31/2021 | 202108-28495 | | \$395.43 | \$0.00 | \$395.43 | \$803.80 |
| 7/31/2021 | 202107-25519 | | \$408.07 | \$0.00 | \$408.07 | \$703.91 |
| 6/30/2021 | 202106-22975 | | \$140.70 | \$0.00 | \$140.70 | \$724.27 |
| 5/31/2021 | 202105-20567 | | \$494.92 | \$0.00 | \$494.92 | \$673.86 |
| 4/30/2021 | 202104-19053 | | \$356.00 | \$0.00 | \$356.00 | \$477.75 |
| 3/31/2021 | 202103-16514 | | \$276.24 | \$0.00 | \$276.24 | \$2,055.66 |
| 2/28/2021 | 202102-15249 | | \$1,163.25 | \$0.00 | \$1,163.25 | \$670.04 |
| 1/31/2021 | 202101-13344 | | \$740.50 | \$0.00 | \$740.50 | \$4,354.41 |
| 12/31/2020 | 202012-11537 | | \$573.99 | \$0.00 | \$573.99 | \$11,101.07 |
| 11/30/2020 | 202011-10032 | | \$759.20 | \$0.00 | \$759.20 | \$969.18 |
| 10/31/2020 | 202010-08226 | | \$544.27 | -\$81.74 | \$462.53 | \$979.99 |
| 9/30/2020 | 202009-06150 | | \$548.60 | -\$548.60 | \$0.00 | \$261.47 |
| 8/31/2020 | 202008-04448 | | \$375.21 | -\$375.21 | \$0.00 | \$395.20 |
| 7/31/2020 | 202007-02580 | | \$669.79 | -\$669.79 | \$0.00 | \$122.50 |
| 6/30/2020 | 202006-00692 | | \$194.77 | -\$194.77 | \$0.00 | \$773.14 |
| 5/31/2020 | 202005-22849 | | \$402.38 | -\$402.38 | \$0.00 | \$1,066.76 |
| 4/30/2020 | 202004-17708 | | \$667.13 | -\$667.13 | \$0.00 | \$1,183.28 |
| 3/31/2020 | 202003-15084 | | \$867.16 | -\$867.16 | \$0.00 | \$1,313.71 |
| 2/29/2020 | 202002-13480 | | \$2,524.67 | -\$2,524.67 | \$0.00 | \$8,094.97 |
| 1/31/2020 | 202001-11482 | | \$2,513.97 | -\$2,513.97 | \$0.00 | \$9,049.82 |
| Grand Total | | | \$17,232.52 | -\$8,845.42 | \$8,387.10 | \$49,414.98 |

3

| CREEDENCE 21/16 W1FC ST COM 3H | | | GAZELLE 22 B2MD FED COM 2H | | |
|--------------------------------|-------------------|------------------|----------------------------|-------------------|--------|
| Sum of Amount3 | Sum of Cash Call3 | Sum of Invoiced3 | Sum of Amount3 | Sum of Cash Call3 | |
| | \$268.98 | -\$268.98 | \$0.00 | \$59,946.37 | \$0.00 |
| | \$315.33 | -\$315.33 | \$0.00 | \$43,737.72 | \$0.00 |
| | \$249.53 | -\$249.53 | \$0.00 | \$5,961.08 | \$0.00 |
| | \$211.42 | -\$211.42 | \$0.00 | \$4,005.23 | \$0.00 |
| | \$262.98 | -\$262.98 | \$0.00 | \$4,319.46 | \$0.00 |
| | \$208.61 | -\$208.61 | \$0.00 | \$5,557.42 | \$0.00 |
| | \$481.96 | -\$481.96 | \$0.00 | \$6,105.84 | \$0.00 |
| | \$440.76 | -\$804.69 | -\$363.93 | \$3,998.82 | \$0.00 |
| | \$251.40 | -\$251.40 | \$0.00 | \$6,297.94 | \$0.00 |
| | \$705.73 | -\$705.73 | \$0.00 | \$5,679.16 | \$0.00 |
| | \$565.08 | -\$565.08 | \$0.00 | \$3,765.26 | \$0.00 |
| | \$648.93 | -\$648.93 | \$0.00 | \$2,953.57 | \$0.00 |
| | \$586.91 | -\$586.91 | \$0.00 | \$5,617.22 | \$0.00 |
| | \$429.72 | -\$429.72 | \$0.00 | \$3,943.40 | \$0.00 |
| | \$586.46 | -\$586.46 | \$0.00 | \$3,798.81 | \$0.00 |
| | \$681.86 | -\$681.86 | \$0.00 | \$6,452.54 | \$0.00 |
| | \$4,831.52 | -\$4,831.52 | \$0.00 | \$4,353.81 | \$0.00 |
| | \$9,988.12 | -\$9,988.12 | \$0.00 | \$5,678.38 | \$0.00 |
| | \$2,393.38 | -\$2,393.38 | \$0.00 | \$4,214.12 | \$0.00 |
| | \$117.38 | -\$117.38 | \$0.00 | \$4,977.13 | \$0.00 |
| | \$16.17 | -\$16.17 | \$0.00 | \$13,438.30 | \$0.00 |
| | \$452.63 | -\$452.63 | \$0.00 | \$3,403.20 | \$0.00 |
| | \$77.45 | -\$77.45 | \$0.00 | \$693.98 | \$0.00 |
| | \$774.93 | -\$774.93 | \$0.00 | \$5,060.67 | \$0.00 |
| | \$1,124.69 | -\$1,124.69 | \$0.00 | \$3,998.72 | \$0.00 |
| | \$1,173.23 | -\$1,173.23 | \$0.00 | \$3,941.66 | \$0.00 |
| | \$6,335.62 | -\$6,335.62 | \$0.00 | \$5,469.84 | \$0.00 |
| | \$11,282.15 | -\$11,282.15 | \$0.00 | \$3,659.71 | \$0.00 |
| | \$660.23 | -\$660.23 | \$0.00 | \$6,125.68 | \$0.00 |
| | \$46,123.16 | -\$46,487.09 | -\$363.93 | \$237,155.04 | \$0.00 |

| GAZELLE 22 B2MD FED COM 2H Sum of Invoiced3 | GAZELLE 22 B2NC FED COM 2H Sum of Amount3 | Sum of Cash Call3 | Sum of Invoiced3 | GAZELLE 22 B3MD FED COM 1H Sum of Amount3 |
|--|--|-------------------|------------------|--|
| \$59,946.37 | | | | \$6,425.15 |
| \$43,737.72 | | | | \$7,017.65 |
| \$5,961.08 | | | | \$6,227.57 |
| \$4,005.23 | | | | \$2,078.85 |
| \$4,319.46 | | | | \$5,139.05 |
| \$5,557.42 | | | | \$3,024.91 |
| \$6,105.84 | | | | \$5,327.81 |
| \$3,998.82 | | | | \$4,061.68 |
| \$6,297.94 | | | | \$5,761.77 |
| \$5,679.16 | | | | \$5,871.04 |
| \$3,765.26 | | | | \$3,532.42 |
| \$2,953.57 | | | | \$5,761.19 |
| \$5,617.22 | | | | \$2,867.64 |
| \$3,943.40 | | | | \$3,502.62 |
| \$3,798.81 | | | | \$3,244.28 |
| \$6,452.54 | | | | \$6,571.28 |
| \$4,353.81 | | | | \$5,267.85 |
| \$5,678.38 | | | | \$4,164.70 |
| \$4,214.12 | | | | \$4,638.76 |
| \$4,977.13 | | | | \$6,403.22 |
| \$13,438.30 | | | | \$11,910.49 |
| \$3,403.20 | | | | \$4,159.68 |
| \$693.98 | | | | \$3,072.21 |
| \$5,060.67 | -\$130.88 | | \$0.00 | -\$130.88 |
| \$3,998.72 | | | | \$3,947.88 |
| \$3,941.66 | \$3,995.73 | | \$0.00 | \$3,995.73 |
| \$5,469.84 | \$87.14 | | \$0.00 | \$87.14 |
| \$3,659.71 | | | | \$3,814.65 |
| \$6,125.68 | | | | \$6,460.42 |
| \$237,155.04 | \$3,951.99 | | \$0.00 | \$3,951.99 |
| | | | | \$144,704.46 |

| GAZELLE 22 B3MD FED COM 1H | | GAZELLE 22 B3NC FED COM 1H | | | |
|----------------------------|------------------|----------------------------|-------------------|------------------|------------|
| Sum of Cash Call3 | Sum of Invoiced3 | Sum of Amount3 | Sum of Cash Call3 | Sum of Invoiced3 | |
| | \$0.00 | \$6,425.15 | | | |
| | \$0.00 | \$7,017.65 | | | |
| | \$0.00 | \$6,227.57 | | | |
| | \$0.00 | \$2,078.85 | | | |
| | \$0.00 | \$5,139.05 | | | |
| | \$0.00 | \$3,024.91 | | | |
| | \$0.00 | \$5,327.81 | | | |
| | \$0.00 | \$4,061.68 | | | |
| | \$0.00 | \$5,761.77 | | | |
| | \$0.00 | \$5,871.04 | | | |
| | \$0.00 | \$3,532.42 | | | |
| | \$0.00 | \$5,761.19 | | | |
| | \$0.00 | \$2,867.64 | | | |
| | \$0.00 | \$3,502.62 | | | |
| | \$0.00 | \$3,244.28 | | | |
| | \$0.00 | \$6,571.28 | | | |
| | \$0.00 | \$5,267.85 | | | |
| | \$0.00 | \$4,164.70 | | | |
| | \$0.00 | \$4,638.76 | | | |
| | \$0.00 | \$6,403.22 | | | |
| | \$0.00 | \$11,910.49 | | | |
| | \$0.00 | \$4,159.68 | | | |
| | \$0.00 | \$3,072.21 | | | |
| | \$0.00 | \$3,861.28 | -\$118.03 | \$0.00 | -\$118.03 |
| | \$0.00 | \$3,947.88 | | | |
| | \$0.00 | \$5,804.81 | \$5,030.35 | \$0.00 | \$5,030.35 |
| | \$0.00 | \$4,783.60 | \$73.12 | \$0.00 | \$73.12 |
| | \$0.00 | \$3,814.65 | | | |
| | \$0.00 | \$6,460.42 | | | |
| | \$0.00 | \$144,704.46 | \$4,985.44 | \$0.00 | \$4,985.44 |

| IBEX 10 B3MD FED COM 1H | | | IBEX 10 B3NC FED COM 1H | | |
|-------------------------|--------------------|--------------------|-------------------------|--------------------|---------------|
| Sum of Amount3 | Sum of Cash Call3 | Sum of Invoiced3 | Sum of Amount3 | Sum of Cash Call3 | |
| | \$1,028.11 | \$0.00 | \$1,028.11 | \$652.81 | \$0.00 |
| | \$1,753.27 | \$0.00 | \$1,753.27 | \$1,765.30 | \$0.00 |
| | \$1,177.48 | \$0.00 | \$1,177.48 | \$1,160.78 | \$0.00 |
| | \$946.11 | \$0.00 | \$946.11 | \$889.12 | \$0.00 |
| | \$1,309.43 | \$0.00 | \$1,309.43 | \$1,284.25 | \$0.00 |
| | \$1,252.11 | \$0.00 | \$1,252.11 | \$1,145.76 | \$0.00 |
| | \$1,485.03 | \$0.00 | \$1,485.03 | \$1,703.57 | \$0.00 |
| | \$1,324.83 | \$0.00 | \$1,324.83 | \$1,332.11 | \$0.00 |
| | \$1,698.84 | \$0.00 | \$1,698.84 | \$1,523.58 | \$0.00 |
| | \$1,313.85 | \$0.00 | \$1,313.85 | \$939.36 | \$0.00 |
| | \$932.00 | \$0.00 | \$932.00 | \$917.19 | \$0.00 |
| | \$1,587.19 | \$0.00 | \$1,587.19 | \$794.71 | \$0.00 |
| | \$1,396.84 | \$0.00 | \$1,396.84 | \$1,606.70 | \$0.00 |
| | \$709.00 | \$0.00 | \$709.00 | \$1,181.37 | \$0.00 |
| | \$975.44 | \$0.00 | \$975.44 | \$901.63 | \$0.00 |
| | \$1,455.70 | \$0.00 | \$1,455.70 | \$1,211.65 | \$0.00 |
| | \$1,698.66 | \$0.00 | \$1,698.66 | \$1,418.42 | \$0.00 |
| | \$1,069.79 | \$0.00 | \$1,069.79 | \$1,132.55 | \$0.00 |
| | \$2,187.93 | \$0.00 | \$2,187.93 | \$1,133.89 | \$0.00 |
| | \$1,016.89 | \$0.00 | \$1,016.89 | \$1,211.60 | \$0.00 |
| | \$1,258.13 | \$0.00 | \$1,258.13 | \$759.03 | \$0.00 |
| | \$718.82 | \$0.00 | \$718.82 | \$1,659.18 | \$0.00 |
| | \$357.79 | \$0.00 | \$357.79 | \$638.61 | \$0.00 |
| | \$769.38 | \$0.00 | \$769.38 | \$1,319.83 | \$0.00 |
| | \$2,652.14 | \$0.00 | \$2,652.14 | \$1,064.40 | \$0.00 |
| | \$1,257.25 | \$0.00 | \$1,257.25 | \$1,187.31 | \$0.00 |
| | \$1,870.63 | -\$1,223.79 | \$646.84 | \$2,135.52 | \$0.00 |
| | \$1,659.09 | -\$1,659.09 | \$0.00 | \$1,799.38 | \$0.00 |
| | \$2,067.44 | -\$2,067.44 | \$0.00 | \$1,962.76 | \$0.00 |
| | \$38,929.17 | -\$4,950.32 | \$33,978.85 | \$36,432.37 | \$0.00 |

| IBEX 10 B3NC FED COM 1H Sum of Invoiced3 | IBEX 10 B3OB FED COM 1H Sum of Amount3 | Sum of Cash Call3 | Sum of Invoiced3 | IBEX 15/10 B1PA FED COM 2H Sum of Amount3 |
|---|---|-------------------|------------------|--|
| \$652.81 | \$653.87 | \$0.00 | \$653.87 | \$28.05 |
| \$1,765.30 | \$763.56 | \$0.00 | \$763.56 | \$16.05 |
| \$1,160.78 | \$1,116.46 | \$0.00 | \$1,116.46 | \$19.07 |
| \$889.12 | \$696.34 | \$0.00 | \$696.34 | \$19.73 |
| \$1,284.25 | \$689.30 | \$0.00 | \$689.30 | \$29.99 |
| \$1,145.76 | \$849.44 | \$0.00 | \$849.44 | \$47.72 |
| \$1,703.57 | \$793.07 | \$0.00 | \$793.07 | \$27.34 |
| \$1,332.11 | \$770.59 | \$0.00 | \$770.59 | \$48.03 |
| \$1,523.58 | \$769.32 | \$0.00 | \$769.32 | \$67.06 |
| \$939.36 | \$914.18 | \$0.00 | \$914.18 | \$51.80 |
| \$917.19 | \$387.77 | \$0.00 | \$387.77 | \$31.26 |
| \$794.71 | \$665.51 | \$0.00 | \$665.51 | \$66.07 |
| \$1,606.70 | \$751.72 | \$0.00 | \$751.72 | \$122.56 |
| \$1,181.37 | \$463.94 | \$0.00 | \$463.94 | \$99.39 |
| \$901.63 | \$968.31 | \$0.00 | \$968.31 | \$146.43 |
| \$1,211.65 | \$581.02 | \$0.00 | \$581.02 | \$271.23 |
| \$1,418.42 | \$650.28 | \$0.00 | \$650.28 | \$962.97 |
| \$1,132.55 | \$454.51 | \$0.00 | \$454.51 | \$575.96 |
| \$1,133.89 | \$808.54 | \$0.00 | \$808.54 | \$86.35 |
| \$1,211.60 | \$765.30 | \$0.00 | \$765.30 | \$878.94 |
| \$759.03 | \$494.54 | \$0.00 | \$494.54 | \$418.63 |
| \$1,659.18 | \$536.68 | \$0.00 | \$536.68 | \$285.79 |
| \$638.61 | \$1,018.35 | \$0.00 | \$1,018.35 | |
| \$1,319.83 | \$904.52 | \$0.00 | \$904.52 | |
| \$1,064.40 | \$932.34 | \$0.00 | \$932.34 | |
| \$1,187.31 | \$856.93 | \$0.00 | \$856.93 | |
| \$2,135.52 | \$11,839.15 | \$0.00 | \$11,839.15 | |
| \$1,799.38 | \$614.96 | \$0.00 | \$614.96 | |
| \$1,962.76 | \$1,112.50 | \$0.00 | \$1,112.50 | |
| \$36,432.37 | \$32,823.00 | \$0.00 | \$32,823.00 | \$4,300.42 |

9

10

| OXY BYPASS 16 STATE 1 | PRONGHORN 15 B3BO FED COM 1H | | | PRONGHORN 15 B3CN FED COM 1H | |
|-----------------------|------------------------------|-------------------|------------------|------------------------------|-------------|
| Sum of Invoiced3 | Sum of Amount3 | Sum of Cash Call3 | Sum of Invoiced3 | Sum of Amount3 | |
| | | \$2,071.03 | \$0.00 | \$2,071.03 | \$19,675.06 |
| | | \$1,802.33 | \$0.00 | \$1,802.33 | \$1,481.91 |
| | | \$2,617.47 | \$0.00 | \$2,617.47 | \$2,221.07 |
| \$100.80 | | \$1,060.77 | \$0.00 | \$1,060.77 | \$887.00 |
| | | \$1,679.30 | \$0.00 | \$1,679.30 | \$1,853.64 |
| | | \$2,067.29 | \$0.00 | \$2,067.29 | \$948.81 |
| \$10.61 | | \$1,773.27 | \$0.00 | \$1,773.27 | \$1,864.64 |
| \$10.26 | | \$1,502.06 | \$0.00 | \$1,502.06 | \$1,216.83 |
| \$7.07 | | \$1,995.02 | \$0.00 | \$1,995.02 | \$2,047.44 |
| \$9.19 | | \$1,932.17 | \$0.00 | \$1,932.17 | \$1,674.91 |
| \$7.16 | | \$1,313.01 | \$0.00 | \$1,313.01 | \$1,315.67 |
| \$7.48 | | \$2,155.08 | \$0.00 | \$2,155.08 | \$1,514.13 |
| \$7.68 | | \$1,240.88 | \$0.00 | \$1,240.88 | \$893.44 |
| | | \$1,127.15 | \$0.00 | \$1,127.15 | \$964.35 |
| | | \$2,126.99 | \$0.00 | \$2,126.99 | \$1,446.49 |
| \$22.80 | | \$2,437.17 | \$0.00 | \$2,437.17 | \$1,257.20 |
| | | \$1,850.18 | \$0.00 | \$1,850.18 | \$2,076.05 |
| | | \$1,119.46 | \$0.00 | \$1,119.46 | \$1,004.59 |
| | | \$1,305.48 | \$0.00 | \$1,305.48 | \$1,279.08 |
| | | \$1,769.62 | \$0.00 | \$1,769.62 | \$1,668.59 |
| | | \$935.13 | \$0.00 | \$935.13 | \$516.00 |
| | | \$1,018.57 | \$0.00 | \$1,018.57 | \$1,225.95 |
| | | \$1,501.81 | \$0.00 | \$1,501.81 | \$695.51 |
| | | \$1,648.89 | \$0.00 | \$1,648.89 | \$1,926.99 |
| | | \$2,083.93 | \$0.00 | \$2,083.93 | \$769.63 |
| | | \$2,114.66 | \$0.00 | \$2,114.66 | \$2,279.06 |
| | | \$2,517.78 | \$0.00 | \$2,517.78 | \$1,221.18 |
| | | \$1,348.10 | \$0.00 | \$1,348.10 | \$743.86 |
| | | \$2,382.01 | \$0.00 | \$2,382.01 | \$1,359.81 |
| \$183.05 | \$50,496.61 | \$0.00 | \$50,496.61 | \$58,028.89 | |

| PRONGHORN 15 B3CN FED COM 1H | | PRONGHORN 15 B3DM FED COM 1H | | | |
|------------------------------|------------------|------------------------------|-------------------|------------------|-------------|
| Sum of Cash Call3 | Sum of Invoiced3 | Sum of Amount3 | Sum of Cash Call3 | Sum of Invoiced3 | |
| | \$0.00 | \$19,675.06 | \$5,531.06 | \$0.00 | \$5,531.06 |
| | \$0.00 | \$1,481.91 | \$24,582.62 | \$0.00 | \$24,582.62 |
| | \$0.00 | \$2,221.07 | \$1,749.76 | \$0.00 | \$1,749.76 |
| | \$0.00 | \$887.00 | \$1,069.82 | \$0.00 | \$1,069.82 |
| | \$0.00 | \$1,853.64 | \$1,463.33 | \$0.00 | \$1,463.33 |
| | \$0.00 | \$948.81 | \$1,788.18 | \$0.00 | \$1,788.18 |
| | \$0.00 | \$1,864.64 | \$2,235.35 | \$0.00 | \$2,235.35 |
| | \$0.00 | \$1,216.83 | \$1,786.22 | \$0.00 | \$1,786.22 |
| | \$0.00 | \$2,047.44 | \$1,758.86 | \$0.00 | \$1,758.86 |
| | \$0.00 | \$1,674.91 | \$1,549.26 | \$0.00 | \$1,549.26 |
| | \$0.00 | \$1,315.67 | \$1,276.40 | \$0.00 | \$1,276.40 |
| | \$0.00 | \$1,514.13 | \$1,622.62 | \$0.00 | \$1,622.62 |
| | \$0.00 | \$893.44 | -\$5.00 | \$0.00 | -\$5.00 |
| | \$0.00 | \$964.35 | \$862.40 | \$0.00 | \$862.40 |
| | \$0.00 | \$1,446.49 | \$1,335.69 | \$0.00 | \$1,335.69 |
| | \$0.00 | \$1,257.20 | \$1,159.49 | \$0.00 | \$1,159.49 |
| | \$0.00 | \$2,076.05 | \$1,824.31 | \$0.00 | \$1,824.31 |
| | \$0.00 | \$1,004.59 | \$954.19 | \$0.00 | \$954.19 |
| | \$0.00 | \$1,279.08 | \$1,294.37 | \$0.00 | \$1,294.37 |
| | \$0.00 | \$1,668.59 | \$1,635.10 | \$0.00 | \$1,635.10 |
| | \$0.00 | \$516.00 | \$907.70 | \$0.00 | \$907.70 |
| | \$0.00 | \$1,225.95 | \$952.42 | \$0.00 | \$952.42 |
| | \$0.00 | \$695.51 | \$1,417.78 | \$0.00 | \$1,417.78 |
| | \$0.00 | \$1,926.99 | \$1,184.01 | \$0.00 | \$1,184.01 |
| | \$0.00 | \$769.63 | \$2,044.16 | \$0.00 | \$2,044.16 |
| | \$0.00 | \$2,279.06 | \$935.10 | \$0.00 | \$935.10 |
| | \$0.00 | \$1,221.18 | \$2,525.33 | \$0.00 | \$2,525.33 |
| | \$0.00 | \$743.86 | \$1,416.75 | \$0.00 | \$1,416.75 |
| | \$0.00 | \$1,359.81 | \$2,165.59 | \$0.00 | \$2,165.59 |
| | \$0.00 | \$58,028.89 | \$69,022.87 | \$0.00 | \$69,022.87 |

| (blank) | | | Total Sum of Amount3 | Total Sum of Cash Call3 | Total Sum of Invoiced3 |
|----------------|-------------------|------------------|----------------------|-------------------------|------------------------|
| Sum of Amount3 | Sum of Cash Call3 | Sum of Invoiced3 | | | |
| | | | \$106,280.14 | -\$617.31 | \$105,662.83 |
| | | | \$92,453.28 | -\$632.48 | \$91,820.80 |
| | | | \$37,557.27 | -\$597.08 | \$36,960.19 |
| | | | \$22,050.89 | -\$520.13 | \$21,530.76 |
| | | | \$28,750.89 | -\$652.44 | \$28,098.45 |
| | | | \$25,474.71 | -\$564.19 | \$24,910.52 |
| | | | \$31,658.95 | -\$1,120.68 | \$30,538.27 |
| | | | \$32,102.98 | -\$1,852.95 | \$30,250.03 |
| | | | \$32,271.11 | -\$599.83 | \$31,671.28 |
| | | | \$39,213.98 | -\$1,509.53 | \$37,704.45 |
| | | | \$59,265.81 | -\$384,670.73 | -\$325,404.92 |
| | | | \$11,490.33 | -\$29,113.54 | -\$17,623.21 |
| | | | \$114,140.17 | -\$63,354.45 | \$50,785.72 |
| | | | \$119,202.24 | -\$105,594.44 | \$13,607.80 |
| | | | \$410,559.16 | -\$394,327.32 | \$16,231.84 |
| | | | \$657,373.31 | -\$634,243.97 | \$23,129.34 |
| | | | \$30,624.14 | -\$9,185.93 | \$21,438.21 |
| | | | \$38,224.98 | -\$21,089.19 | \$17,135.79 |
| | | | \$21,868.06 | -\$3,442.80 | \$18,425.26 |
| | | | \$22,487.68 | -\$1,698.76 | \$20,788.92 |
| | | | \$31,990.81 | -\$1,352.86 | \$30,637.95 |
| | | | \$15,536.50 | -\$1,576.21 | \$13,960.29 |
| | | | \$11,032.86 | -\$1,636.82 | \$9,396.04 |
| | | | \$18,359.33 | -\$1,932.67 | \$16,426.66 |
| | | | \$20,298.22 | -\$2,805.02 | \$17,493.20 |
| | | | \$31,091.24 | -\$3,688.38 | \$27,402.86 |
| | | | \$41,941.96 | -\$10,642.46 | \$31,299.50 |
| | | | \$39,463.75 | -\$26,066.34 | \$13,397.41 |
| | | | \$38,388.22 | -\$16,819.45 | \$21,568.77 |
| | | | \$2,181,152.97 | -\$1,721,907.96 | \$459,245.01 |

JIB

CC Description (All)

| Sum of Invoiced3 | | NA1 | Major Desc | | | | | |
|------------------|--------------|-----------------|--------------|--------------|-------------------------|-------------------------|---------------|----------------|
| | | CASH CALL | Cost 10 | Cost 20 | Cost 30 - LOE | WORKOVER-30 | Grand Total | TOTAL COSTS |
| Op Acct Month | Invoice No | CASH CALL | | | LEASE OPERATING EXPENSE | LEASE OPERATING EXPENSE | | |
| 5/31/2022 | 202205-08622 | -\$617.31 | | \$29,194.28 | \$75,854.96 | \$1,230.90 | \$105,662.83 | \$106,280.14 |
| 4/30/2022 | 202204-06599 | -\$632.48 | | \$8,986.15 | \$83,410.63 | \$56.50 | \$91,820.80 | \$92,453.28 |
| 3/31/2022 | 202203-05414 | -\$597.08 | \$107.61 | \$355.69 | \$37,093.97 | | \$36,960.19 | \$37,557.27 |
| 2/28/2022 | 202202-03423 | -\$520.13 | | | \$22,050.89 | | \$21,530.76 | \$22,050.89 |
| 1/31/2022 | 202201-01870 | -\$652.44 | \$470.00 | | \$28,280.89 | | \$28,098.45 | \$28,750.89 |
| 12/31/2021 | 202112-07332 | -\$564.19 | \$10.93 | | \$25,463.78 | | \$24,910.52 | \$25,474.71 |
| 11/30/2021 | 202111-04811 | -\$1,120.68 | | -\$424.04 | \$32,082.99 | | \$30,538.27 | \$31,658.95 |
| 10/31/2021 | 202110-02969 | -\$1,852.95 | \$0.47 | \$1,617.75 | \$30,484.76 | | \$30,250.03 | \$32,102.98 |
| 9/30/2021 | 202109-00749 | -\$599.83 | -\$583.06 | -\$258.35 | \$33,112.52 | | \$31,671.28 | \$32,271.11 |
| 8/31/2021 | 202108-28495 | -\$1,509.53 | | \$4,309.02 | \$34,904.96 | | \$37,704.45 | \$39,213.98 |
| 7/31/2021 | 202107-25519 | -\$384,670.73 | -\$0.07 | \$37,296.15 | \$21,969.73 | | -\$325,404.92 | \$59,265.81 |
| 6/30/2021 | 202106-22975 | -\$29,113.54 | \$3,097.83 | -\$11,957.22 | \$20,349.72 | | -\$17,623.21 | \$11,490.33 |
| 5/31/2021 | 202105-20567 | -\$63,354.45 | -\$5,765.95 | \$72,295.64 | \$47,610.48 | | \$50,785.72 | \$114,140.17 |
| 4/30/2021 | 202104-19053 | -\$105,594.44 | \$2,691.72 | \$75,256.24 | \$41,254.28 | | \$13,607.80 | \$119,202.24 |
| 3/31/2021 | 202103-16514 | -\$394,327.32 | \$8,653.52 | \$383,294.23 | \$18,611.41 | | \$16,231.84 | \$410,559.16 |
| 2/28/2021 | 202102-15249 | -\$634,243.97 | \$474,342.27 | \$158,625.39 | \$24,405.65 | | \$23,129.34 | \$657,373.31 |
| 1/31/2021 | 202101-13344 | -\$9,185.93 | \$103.84 | \$8,384.13 | \$22,136.17 | | \$21,438.21 | \$30,624.14 |
| 12/31/2020 | 202012-11537 | -\$21,089.19 | \$61.15 | \$21,473.32 | \$16,690.51 | | \$17,135.79 | \$38,224.98 |
| 11/30/2020 | 202011-10032 | -\$3,442.80 | \$85.61 | \$3,417.24 | \$18,365.21 | | \$18,425.26 | \$21,868.06 |
| 10/31/2020 | 202010-08226 | -\$1,698.76 | \$747.29 | \$1,201.59 | \$20,538.80 | | \$20,788.92 | \$22,487.68 |
| 9/30/2020 | 202009-06150 | -\$1,352.86 | \$298.92 | \$21,549.90 | \$10,141.99 | | \$30,637.95 | \$31,990.81 |
| 8/31/2020 | 202008-04448 | -\$1,576.21 | \$590.45 | \$2,333.74 | \$12,612.31 | | \$13,960.29 | \$15,536.50 |
| 7/31/2020 | 202007-02580 | -\$1,636.82 | \$26.86 | -\$7,136.51 | \$18,142.51 | | \$9,396.04 | \$11,032.86 |
| 6/30/2020 | 202006-00692 | -\$1,932.67 | \$27.76 | \$1,511.20 | \$16,820.37 | | \$16,426.66 | \$18,359.33 |
| 5/31/2020 | 202005-22849 | -\$2,805.02 | \$1,656.12 | \$6,493.83 | \$12,148.27 | | \$17,493.20 | \$20,298.22 |
| 4/30/2020 | 202004-17708 | -\$3,688.38 | \$1,985.20 | \$10,343.41 | \$18,762.63 | | \$27,402.86 | \$31,091.24 |
| 3/31/2020 | 202003-15084 | -\$10,642.46 | \$9,568.23 | \$8,504.90 | \$23,868.83 | | \$31,299.50 | \$41,941.96 |
| 2/29/2020 | 202002-13480 | -\$26,066.34 | \$17,359.49 | \$4,872.97 | \$17,231.29 | | \$13,397.41 | \$39,463.75 |
| 1/31/2020 | 202001-11482 | -\$16,819.45 | \$9,416.75 | \$3,108.38 | \$25,863.09 | | \$21,568.77 | \$38,388.22 |
| Grand Total | | -\$1,721,907.96 | \$524,952.94 | \$844,649.03 | \$810,263.60 | \$1,287.40 | \$459,245.01 | \$2,181,152.97 |

JIB

| Sum of Invoiced3 | | CC Description | NA1 | Major Desc | | | CREEDENCE 21/16 W0ED ST COM 2H Total |
|------------------|------------|--------------------------------|-------------|------------|------------|-------------------------|--------------------------------------|
| | | CREEDENCE 21/16 W0ED ST COM 2H | | | | | |
| | | CASH CALL | Cost 10 | Cost 20 | | Cost 30 - LOE | |
| Op Acct Month | Invoice No | CASH CALL | | | | LEASE OPERATING EXPENSE | |
| | 5/31/2022 | 202205-08622 | | | | \$267.46 | \$267.46 |
| | 4/30/2022 | 202204-06599 | | | | \$225.90 | \$225.90 |
| | 3/31/2022 | 202203-05414 | | | -\$9.30 | \$285.92 | \$276.62 |
| | 2/28/2022 | 202202-03423 | | | | \$233.12 | \$233.12 |
| | 1/31/2022 | 202201-01870 | | | | \$252.05 | \$252.05 |
| | 12/31/2021 | 202112-07332 | | | | \$201.90 | \$201.90 |
| | 11/30/2021 | 202111-04811 | | | \$153.99 | \$467.09 | \$621.08 |
| | 10/31/2021 | 202110-02969 | \$0.47 | | | \$282.17 | \$282.64 |
| | 9/30/2021 | 202109-00749 | \$0.76 | | -\$91.76 | \$346.50 | \$255.50 |
| | 8/31/2021 | 202108-28495 | | | | \$395.43 | \$395.43 |
| | 7/31/2021 | 202107-25519 | | | \$45.23 | \$362.84 | \$408.07 |
| | 6/30/2021 | 202106-22975 | | | \$78.28 | \$62.42 | \$140.70 |
| | 5/31/2021 | 202105-20567 | | | -\$84.86 | \$579.78 | \$494.92 |
| | 4/30/2021 | 202104-19053 | | | \$24.29 | \$331.71 | \$356.00 |
| | 3/31/2021 | 202103-16514 | | | | \$276.24 | \$276.24 |
| | 2/28/2021 | 202102-15249 | | | \$594.45 | \$568.80 | \$1,163.25 |
| | 1/31/2021 | 202101-13344 | | | \$4.94 | \$735.56 | \$740.50 |
| | 12/31/2020 | 202012-11537 | \$1.91 | | \$44.17 | \$527.91 | \$573.99 |
| | 11/30/2020 | 202011-10032 | | | \$40.49 | \$718.71 | \$759.20 |
| | 10/31/2020 | 202010-08226 | -\$81.74 | | \$8.11 | \$536.16 | \$462.53 |
| | 9/30/2020 | 202009-06150 | -\$548.60 | | | \$548.60 | \$0.00 |
| | 8/31/2020 | 202008-04448 | -\$375.21 | \$37.39 | | \$337.82 | \$0.00 |
| | 7/31/2020 | 202007-02580 | -\$669.79 | | \$157.16 | \$512.63 | \$0.00 |
| | 6/30/2020 | 202006-00692 | -\$194.77 | | | \$194.77 | \$0.00 |
| | 5/31/2020 | 202005-22849 | -\$402.38 | | \$157.58 | \$244.80 | \$0.00 |
| | 4/30/2020 | 202004-17708 | -\$667.13 | \$43.63 | \$22.42 | \$601.08 | \$0.00 |
| | 3/31/2020 | 202003-15084 | -\$867.16 | | \$31.05 | \$836.11 | \$0.00 |
| | 2/29/2020 | 202002-13480 | -\$2,524.67 | | \$1,423.22 | \$1,101.45 | \$0.00 |
| | 1/31/2020 | 202001-11482 | -\$2,513.97 | | \$1,496.37 | \$1,017.60 | \$0.00 |
| Grand Total | | | -\$8,845.42 | \$84.16 | \$4,095.83 | \$13,052.53 | \$8,387.10 |

\$8,387.10

| Sum of Invoiced3 | CC Description | NA1 | Major Desc | | |
|------------------|--------------------------------|---------|---------------|--------------------------------------|--------------------------------|
| | CREEDENCE 21/16 W0ED ST COM 2H | | | CREEDENCE 21/16 W0ED ST COM 2H Total | CREEDENCE 21/16 W0FC ST COM 4H |
| | Cost 10 | Cost 20 | Cost 30 - LOE | | Cost 10 |

| Op Acct Month | Invoice No | LEASE OPERATING EXPENSE | | | |
|---------------|------------|-------------------------|------------|------------|-------------|
| | 5/31/2022 | 202205-08622 | | \$267.46 | \$267.46 |
| | 4/30/2022 | 202204-06599 | | \$225.90 | \$225.90 |
| | 3/31/2022 | 202203-05414 | -\$9.30 | \$285.92 | \$276.62 |
| | 2/28/2022 | 202202-03423 | | \$233.12 | \$233.12 |
| | 1/31/2022 | 202201-01870 | | \$252.05 | \$252.05 |
| | 12/31/2021 | 202112-07332 | | \$201.90 | \$201.90 |
| | 11/30/2021 | 202111-04811 | \$153.99 | \$467.09 | \$621.08 |
| | 10/31/2021 | 202110-02969 | \$0.47 | \$282.17 | \$282.64 |
| | 9/30/2021 | 202109-00749 | \$0.76 | -\$91.76 | \$346.50 |
| | 8/31/2021 | 202108-28495 | | \$395.43 | \$395.43 |
| | 7/31/2021 | 202107-25519 | \$45.23 | \$362.84 | \$408.07 |
| | 6/30/2021 | 202106-22975 | \$78.28 | \$62.42 | \$140.70 |
| | 5/31/2021 | 202105-20567 | -\$84.86 | \$579.78 | \$494.92 |
| | 4/30/2021 | 202104-19053 | \$24.29 | \$331.71 | \$356.00 |
| | 3/31/2021 | 202103-16514 | | \$276.24 | \$276.24 |
| | 2/28/2021 | 202102-15249 | \$594.45 | \$568.80 | \$1,163.25 |
| | 1/31/2021 | 202101-13344 | \$4.94 | \$735.56 | \$740.50 |
| | 12/31/2020 | 202012-11537 | \$1.91 | \$44.17 | \$527.91 |
| | 11/30/2020 | 202011-10032 | \$40.49 | \$718.71 | \$759.20 |
| | 10/31/2020 | 202010-08226 | \$8.11 | \$536.16 | \$544.27 |
| | 9/30/2020 | 202009-06150 | | \$548.60 | \$548.60 |
| | 8/31/2020 | 202008-04448 | \$37.39 | \$337.82 | \$375.21 |
| | 7/31/2020 | 202007-02580 | \$157.16 | \$512.63 | \$669.79 |
| | 6/30/2020 | 202006-00692 | | \$194.77 | \$194.77 |
| | 5/31/2020 | 202005-22849 | \$157.58 | \$244.80 | \$402.38 |
| | 4/30/2020 | 202004-17708 | \$43.63 | \$22.42 | \$601.08 |
| | 3/31/2020 | 202003-15084 | \$31.05 | \$836.11 | \$867.16 |
| | 2/29/2020 | 202002-13480 | \$1,423.22 | \$1,101.45 | \$2,524.67 |
| | 1/31/2020 | 202001-11482 | \$1,496.37 | \$1,017.60 | \$2,513.97 |
| Grand Total | | | \$84.16 | \$4,095.83 | \$13,052.53 |
| | | | | | \$17,232.52 |
| | | | | | \$17,578.75 |

| CREEDENCE 21/16 W0FC ST COM 4H | | CREEDENCE 21/16 W0FC ST COM 4H Total | CREEDENCE 21/16 W1ED ST COM 1H | |
|--------------------------------|---------------|--------------------------------------|--------------------------------|----------------------------|
| Cost 20 | Cost 30 - LOE | | Cost 10 | Cost 20 Cost 30 - LOE |

| LEASE OPERATING EXPENSE | | | LEASE OPERATING EXPENSE | | |
|-------------------------|------------|--|-------------------------|----------------------|-------------|
| | \$348.33 | | \$348.33 | | \$271.90 |
| | \$317.15 | | \$317.15 | | \$225.69 |
| | \$347.55 | | \$347.55 | | \$263.33 |
| | \$308.71 | | \$308.71 | | \$267.19 |
| | \$389.46 | | \$389.46 | | \$379.32 |
| | \$355.58 | | \$355.58 | | \$331.75 |
| \$153.99 | \$484.73 | | \$638.72 | \$153.99 | \$629.03 |
| | \$586.26 | | \$586.26 | | \$407.74 |
| -\$95.45 | \$443.88 | | \$348.43 | | \$494.42 |
| \$341.80 | \$462.00 | | \$803.80 | | \$546.61 |
| \$45.23 | \$658.68 | | \$703.91 | \$45.23 | \$546.61 |
| | \$712.97 | | \$724.27 | \$199.52 | \$136.44 |
| -\$80.48 | \$754.34 | | \$673.86 | -\$327.34 | \$891.04 |
| \$49.14 | \$428.61 | | \$477.75 | \$12.33 | \$385.85 |
| \$1,531.04 | \$524.62 | | \$2,055.66 | \$556.93 | \$454.60 |
| \$15.87 | \$654.17 | | \$670.04 | \$19.73 | \$526.28 |
| \$3,489.73 | \$845.17 | | \$4,354.41 | \$4.94 | \$590.24 |
| \$10,981.19 | \$100.02 | | \$11,101.07 | \$1.91 \$44.17 | \$361.59 |
| \$918.61 | \$29.63 | | \$969.18 | \$43.08 | \$754.70 |
| \$955.20 | | | \$979.99 | \$8.11 | \$511.54 |
| \$223.13 | \$38.34 | | \$261.47 | | \$526.62 |
| \$228.48 | \$0.64 | | \$395.20 | \$37.39 | \$315.78 |
| \$74.42 | \$42.79 | | \$122.50 | \$16.28 \$165.70 | \$585.10 |
| \$759.54 | \$0.61 | | \$773.14 | | \$189.83 |
| \$313.50 | | | \$1,066.76 | -\$218.38 \$157.58 | \$271.99 |
| \$739.87 | \$0.71 | | \$1,183.28 | \$24.21 \$22.42 | \$618.11 |
| \$1,216.77 | | | \$1,313.71 | \$31.05 | \$871.13 |
| \$804.85 | | | \$8,094.97 | \$8.90 \$1,423.22 | \$1,073.34 |
| \$334.85 | | | \$9,049.82 | \$1,493.60 | \$1,034.39 |
| \$23,001.28 | \$8,834.95 | | \$49,414.98 | -\$129.69 \$4,054.26 | \$14,462.16 |

| CREEDENCE 21/16 W1ED ST COM 1H | | CREEDENCE 21/16 W1ED ST CO | | CREEDENCE 21/16 W1FC ST COM 3H | |
|--------------------------------|------------|----------------------------|------------|--------------------------------|-------------|
| Cost 10 | Cost 20 | Cost 30 - LOE | | CASH CALL | Cost 10 |
| | | LEASE OPERATING EXPENSE | | CASH CALL | |
| | | \$271.90 | \$271.90 | -\$268.98 | |
| | | \$225.69 | \$225.69 | -\$315.33 | |
| | | \$263.33 | \$263.33 | -\$249.53 | |
| | | \$267.19 | \$267.19 | -\$211.42 | |
| | | \$379.32 | \$379.32 | -\$262.98 | |
| | | \$331.75 | \$331.75 | -\$208.61 | |
| | \$153.99 | \$629.03 | \$783.02 | -\$481.96 | |
| | | \$407.74 | \$407.74 | -\$804.69 | |
| | | \$494.42 | \$494.42 | -\$251.40 | |
| | | \$546.61 | \$546.61 | -\$705.73 | |
| | \$45.23 | \$546.61 | \$591.84 | -\$565.08 | |
| | \$199.52 | \$136.44 | \$335.96 | -\$648.93 | \$11.30 |
| | -\$327.34 | \$891.04 | \$563.70 | -\$586.91 | |
| | \$12.33 | \$385.85 | \$398.18 | -\$429.72 | |
| | \$556.93 | \$454.60 | \$1,011.53 | -\$586.46 | |
| | \$19.73 | \$526.28 | \$546.01 | -\$681.86 | |
| | \$4.94 | \$590.24 | \$595.18 | -\$4,831.52 | \$20.50 |
| \$1.91 | \$44.17 | \$361.59 | \$407.67 | -\$9,988.12 | \$19.86 |
| | \$43.08 | \$754.70 | \$717.54 | -\$2,393.38 | \$25.87 |
| | \$8.11 | \$511.54 | \$0.00 | -\$117.38 | \$24.78 |
| | | \$526.62 | \$0.00 | -\$16.17 | |
| \$37.39 | | \$315.78 | \$0.00 | -\$452.63 | \$166.08 |
| \$16.28 | \$165.70 | \$585.10 | \$0.00 | -\$77.45 | \$5.29 |
| | | \$189.83 | \$0.00 | -\$774.93 | \$14.77 |
| -\$218.38 | \$157.58 | \$271.99 | \$0.00 | -\$1,124.69 | \$808.51 |
| \$24.21 | \$22.42 | \$618.11 | \$0.00 | -\$1,173.23 | \$450.23 |
| | \$31.05 | \$871.13 | \$0.00 | -\$6,335.62 | \$5,120.29 |
| \$8.90 | \$1,423.22 | \$1,073.34 | \$0.00 | -\$11,282.15 | \$10,060.47 |
| | \$1,493.60 | \$1,034.39 | \$0.00 | -\$660.23 | \$650.29 |
| -\$129.69 | \$4,054.26 | \$14,462.16 | \$9,138.58 | -\$46,487.09 | \$17,378.24 |

| CREEDENCE 21/16 W1ED ST COM 1H Total | CREEDENCE 21/16 W1FC ST COM 3H | | CREEDENCE 21/16 W1FC ST COM 3H Total | | GAZELLE 22 B2MD FED COM 2H |
|--------------------------------------|--------------------------------|---------------|--------------------------------------|--|----------------------------|
| Cost 10 | Cost 20 | Cost 30 - LOE | | | Cost 20 |

| LEASE OPERATING EXPENSE | | | | | |
|-------------------------|-------------|-------------|------------|-------------|-------------|
| \$271.90 | | | \$268.98 | \$268.98 | \$6,910.69 |
| \$225.69 | | \$105.48 | \$209.85 | \$315.33 | \$61.55 |
| \$263.33 | | | \$249.53 | \$249.53 | |
| \$267.19 | | | \$211.42 | \$211.42 | |
| \$379.32 | | | \$262.98 | \$262.98 | |
| \$331.75 | | | \$208.61 | \$208.61 | |
| \$783.02 | | \$153.99 | \$327.97 | \$481.96 | |
| \$407.74 | | | \$440.76 | \$440.76 | |
| \$494.42 | | -\$95.45 | \$346.85 | \$251.40 | |
| \$546.61 | | \$341.80 | \$363.93 | \$705.73 | \$379.61 |
| \$591.84 | | \$45.23 | \$519.85 | \$565.08 | |
| \$335.96 | \$11.30 | | \$637.63 | \$648.93 | \$297.73 |
| \$563.70 | | -\$80.48 | \$667.39 | \$586.91 | |
| \$398.18 | | \$37.60 | \$392.12 | \$429.72 | |
| \$1,011.53 | | \$77.13 | \$509.33 | \$586.46 | \$236.39 |
| \$546.01 | | \$14.16 | \$667.70 | \$681.86 | |
| \$595.18 | \$20.50 | \$3,986.04 | \$824.98 | \$4,831.52 | \$30.61 |
| \$407.67 | \$19.86 | \$9,847.83 | \$120.43 | \$9,988.12 | |
| \$797.78 | \$25.87 | \$2,367.51 | | \$2,393.38 | |
| \$519.65 | \$24.78 | \$92.03 | \$0.57 | \$117.38 | -\$21.54 |
| \$526.62 | | \$16.17 | | \$16.17 | \$10,333.24 |
| \$353.17 | \$166.08 | \$285.91 | \$0.64 | \$452.63 | \$624.11 |
| \$767.08 | \$5.29 | \$72.16 | | \$77.45 | -\$2,819.13 |
| \$189.83 | \$14.77 | \$759.55 | \$0.61 | \$774.93 | |
| \$211.19 | \$808.51 | \$316.18 | | \$1,124.69 | \$1,380.40 |
| \$664.74 | \$450.23 | \$722.29 | \$0.71 | \$1,173.23 | |
| \$902.18 | \$5,120.29 | \$1,215.33 | | \$6,335.62 | \$115.56 |
| \$2,505.46 | \$10,060.47 | \$1,221.68 | | \$11,282.15 | |
| \$2,527.99 | \$650.29 | \$9.94 | | \$660.23 | |
| \$18,386.73 | \$17,378.24 | \$21,512.08 | \$7,232.84 | \$46,123.16 | \$17,529.22 |

| CREEDENCE 21/16 W1FC ST COM 3H | | | CREEDENCE 21/16 W1FC ST COM 3H Total | | GAZELLE 22 B2MD FED COM 2H | | |
|--------------------------------|-------------------------|----------|--------------------------------------|-----------|----------------------------|-------------------------|-------------------------|
| Cost 20 | Cost 30 - LOE | | | | Cost 20 | Cost 30 - LOE | WORKOVER-30 |
| | LEASE OPERATING EXPENSE | | | | | LEASE OPERATING EXPENSE | LEASE OPERATING EXPENSE |
| | | \$268.98 | | \$0.00 | | \$6,910.69 | \$51,804.78 |
| | | | | | | | \$1,230.90 |
| \$105.48 | | \$209.85 | | \$0.00 | | \$61.55 | \$43,619.67 |
| | | \$249.53 | | \$0.00 | | | \$56.50 |
| | | \$211.42 | | \$0.00 | | | \$5,961.08 |
| | | \$262.98 | | \$0.00 | | | \$4,005.23 |
| | | \$208.61 | | \$0.00 | | | \$4,319.46 |
| | | | | \$0.00 | | | \$5,557.42 |
| \$153.99 | | \$327.97 | | \$0.00 | | | \$6,105.84 |
| | | \$440.76 | | -\$363.93 | | | \$3,998.82 |
| -\$95.45 | | \$346.85 | | \$0.00 | | | \$6,297.94 |
| \$341.80 | | \$363.93 | | \$0.00 | | \$379.61 | \$5,299.55 |
| \$45.23 | | \$519.85 | | \$0.00 | | | \$3,765.26 |
| | | \$637.63 | | \$0.00 | | \$297.73 | \$2,655.84 |
| -\$80.48 | | \$667.39 | | \$0.00 | | | \$5,617.22 |
| \$37.60 | | \$392.12 | | \$0.00 | | | \$3,943.40 |
| \$77.13 | | \$509.33 | | \$0.00 | | \$236.39 | \$3,562.42 |
| \$14.16 | | \$667.70 | | \$0.00 | | | \$6,452.54 |
| \$3,986.04 | | \$824.98 | | \$0.00 | | \$30.61 | \$4,323.20 |
| \$9,847.83 | | \$120.43 | | \$0.00 | | | \$5,678.38 |
| \$2,367.51 | | | | \$0.00 | | | \$4,214.12 |
| \$92.03 | \$0.57 | | | \$0.00 | | -\$21.54 | \$4,998.67 |
| \$16.17 | | | | \$0.00 | | \$10,333.24 | \$3,105.06 |
| \$285.91 | \$0.64 | | | \$0.00 | | \$624.11 | \$2,779.09 |
| \$72.16 | | | | \$0.00 | | -\$2,819.13 | \$3,513.11 |
| \$759.55 | \$0.61 | | | \$0.00 | | | \$5,060.67 |
| \$316.18 | | | | \$0.00 | | \$1,380.40 | \$2,618.32 |
| \$722.29 | \$0.71 | | | \$0.00 | | | \$3,941.66 |
| \$1,215.33 | | | | \$0.00 | | \$115.56 | \$5,354.28 |
| \$1,221.68 | | | | \$0.00 | | | \$3,659.71 |
| \$9.94 | | | | \$0.00 | | | \$6,125.68 |
| \$21,512.08 | \$7,232.84 | | -\$363.93 | | \$17,529.22 | \$218,338.42 | \$1,287.40 |

| GAZELLE 22 B2MD FED COM 2H | | GAZELLE 22 B2MD FED COM 2H Total | | GAZELLE 22 B3MD FED COM 1H | | GAZELLE 22 B3MD FED COM 1H Total | |
|----------------------------|-------------|----------------------------------|--|----------------------------|---------------|----------------------------------|--|
| Cost 30 - LOE | WORKOVER-30 | | | Cost 20 | Cost 30 - LOE | | |

| LEASE OPERATING EXPENSE | | LEASE OPERATING EXPENSE | | LEASE OPERATING EXPENSE | | LEASE OPERATING EXPENSE | |
|-------------------------|------------|-------------------------|--|-------------------------|--------------|-------------------------|--|
| \$51,804.78 | \$1,230.90 | \$59,946.37 | | \$1,339.42 | \$5,085.73 | \$6,425.15 | |
| \$43,619.67 | \$56.50 | \$43,737.72 | | \$61.55 | \$6,956.10 | \$7,017.65 | |
| \$5,961.08 | | \$5,961.08 | | | \$6,227.57 | \$6,227.57 | |
| \$4,005.23 | | \$4,005.23 | | | \$2,078.85 | \$2,078.85 | |
| \$4,319.46 | | \$4,319.46 | | | \$5,139.05 | \$5,139.05 | |
| \$5,557.42 | | \$5,557.42 | | | \$3,024.91 | \$3,024.91 | |
| \$6,105.84 | | \$6,105.84 | | | \$5,327.81 | \$5,327.81 | |
| \$3,998.82 | | \$3,998.82 | | | \$4,061.68 | \$4,061.68 | |
| \$6,297.94 | | \$6,297.94 | | | \$5,761.77 | \$5,761.77 | |
| \$5,299.55 | | \$5,679.16 | | \$335.45 | \$5,535.59 | \$5,871.04 | |
| \$3,765.26 | | \$3,765.26 | | | \$3,532.42 | \$3,532.42 | |
| \$2,655.84 | | \$2,953.57 | | \$263.09 | \$5,498.10 | \$5,761.19 | |
| \$5,617.22 | | \$5,617.22 | | | \$2,867.64 | \$2,867.64 | |
| \$3,943.40 | | \$3,943.40 | | | \$3,502.62 | \$3,502.62 | |
| \$3,562.42 | | \$3,798.81 | | \$236.39 | \$3,007.89 | \$3,244.28 | |
| \$6,452.54 | | \$6,452.54 | | | \$6,571.28 | \$6,571.28 | |
| \$4,323.20 | | \$4,353.81 | | | \$5,267.85 | \$5,267.85 | |
| \$5,678.38 | | \$5,678.38 | | | \$4,164.70 | \$4,164.70 | |
| \$4,214.12 | | \$4,214.12 | | | \$4,638.76 | \$4,638.76 | |
| \$4,998.67 | | \$4,977.13 | | -\$21.54 | \$6,424.76 | \$6,403.22 | |
| \$3,105.06 | | \$13,438.30 | | \$10,333.24 | \$1,577.25 | \$11,910.49 | |
| \$2,779.09 | | \$3,403.20 | | \$624.12 | \$3,535.56 | \$4,159.68 | |
| \$3,513.11 | | \$693.98 | | -\$2,819.13 | \$5,891.34 | \$3,072.21 | |
| \$5,060.67 | | \$5,060.67 | | | \$3,861.28 | \$3,861.28 | |
| \$2,618.32 | | \$3,998.72 | | \$161.39 | \$3,786.49 | \$3,947.88 | |
| \$3,941.66 | | \$3,941.66 | | \$1,714.94 | \$4,089.87 | \$5,804.81 | |
| \$5,354.28 | | \$5,469.84 | | \$160.00 | \$4,623.60 | \$4,783.60 | |
| \$3,659.71 | | \$3,659.71 | | | \$3,814.65 | \$3,814.65 | |
| \$6,125.68 | | \$6,125.68 | | | \$6,460.42 | \$6,460.42 | |
| \$218,338.42 | \$1,287.40 | \$237,155.04 | | \$12,388.92 | \$132,315.54 | \$144,704.46 | |

| GAZELLE 22 B2MD FED COM 2H | | GAZELLE 22 B3MD FED COM 1H | | GAZELLE 22 B3MD FED COM 1H Total | | IBEX 10 B3MD FED COM 1H | | | |
|----------------------------|--------------|----------------------------|---------------|----------------------------------|--------------|-------------------------|-------------|----------|-------------------------|
| | | Cost 20 | Cost 30 - LOE | | | CASH CALL | Cost 10 | Cost 20 | |
| | | | | | | | | | LEASE OPERATING EXPENSE |
| | \$59,946.37 | \$1,339.42 | \$5,085.73 | | \$6,425.15 | | | | -\$245.37 |
| | \$43,737.72 | \$61.55 | \$6,956.10 | | \$7,017.65 | | | | \$303.32 |
| | \$5,961.08 | | \$6,227.57 | | \$6,227.57 | | | | |
| | \$4,005.23 | | \$2,078.85 | | \$2,078.85 | | | | |
| | \$4,319.46 | | \$5,139.05 | | \$5,139.05 | | | | |
| | \$5,557.42 | | \$3,024.91 | | \$3,024.91 | | | | |
| | \$6,105.84 | | \$5,327.81 | | \$5,327.81 | | | | |
| | \$3,998.82 | | \$4,061.68 | | \$4,061.68 | | | | |
| | \$6,297.94 | | \$5,761.77 | | \$5,761.77 | | | | |
| | \$5,679.16 | \$335.45 | \$5,535.59 | | \$5,871.04 | | | | \$82.75 |
| | \$3,765.26 | | \$3,532.42 | | \$3,532.42 | | | | |
| | \$2,953.57 | \$263.09 | \$5,498.10 | | \$5,761.19 | | | | \$939.29 |
| | \$5,617.22 | | \$2,867.64 | | \$2,867.64 | | | | |
| | \$3,943.40 | | \$3,502.62 | | \$3,502.62 | | | | |
| | \$3,798.81 | \$236.39 | \$3,007.89 | | \$3,244.28 | | | | \$63.31 |
| | \$6,452.54 | | \$6,571.28 | | \$6,571.28 | | | | -\$12.18 |
| | \$4,353.81 | | \$5,267.85 | | \$5,267.85 | | | | |
| | \$5,678.38 | | \$4,164.70 | | \$4,164.70 | | | | |
| | \$4,214.12 | | \$4,638.76 | | \$4,638.76 | | | | |
| | \$4,977.13 | -\$21.54 | \$6,424.76 | | \$6,403.22 | | | | |
| | \$13,438.30 | \$10,333.24 | \$1,577.25 | | \$11,910.49 | | | | \$524.41 |
| | \$3,403.20 | \$624.12 | \$3,535.56 | | \$4,159.68 | | | | -\$65.10 |
| | \$693.98 | -\$2,819.13 | \$5,891.34 | | \$3,072.21 | | | | -\$748.54 |
| | \$5,060.67 | | \$3,861.28 | | \$3,861.28 | | | | |
| | \$3,998.72 | \$161.39 | \$3,786.49 | | \$3,947.88 | | | \$312.73 | \$1,367.16 |
| | \$3,941.66 | \$1,714.94 | \$4,089.87 | | \$5,804.81 | | \$0.00 | | -\$110.44 |
| | \$5,469.84 | \$160.00 | \$4,623.60 | | \$4,783.60 | | -\$1,223.79 | | \$104.35 |
| | \$3,659.71 | | \$3,814.65 | | \$3,814.65 | | -\$1,659.09 | | |
| | \$6,125.68 | | \$6,460.42 | | \$6,460.42 | | -\$2,067.44 | | |
| | \$237,155.04 | \$12,388.92 | \$132,315.54 | | \$144,704.46 | | -\$4,950.32 | \$312.73 | \$2,202.96 |

| IBEX 10 B3MD FED COM 1H | | | IBEX 10 B3MD FED COM 1H Total | | IBEX 10 B3NC FED COM 1H | | IBEX 10 B3NC FED COM 1H Total | |
|-------------------------|---------|---------------|-------------------------------|--|-------------------------|---------------|-------------------------------|--|
| Cost 10 | Cost 20 | Cost 30 - LOE | | | Cost 20 | Cost 30 - LOE | | |

| LEASE OPERATING EXPENSE | | | | LEASE OPERATING EXPENSE | | | |
|-------------------------|------------|-------------|-------------|-------------------------|-------------|------------|-------------|
| | -\$245.37 | \$1,273.48 | \$1,028.11 | | -\$245.37 | \$898.18 | \$652.81 |
| | \$303.32 | \$1,449.95 | \$1,753.27 | | \$303.32 | \$1,461.98 | \$1,765.30 |
| | | \$1,177.48 | \$1,177.48 | | | \$1,160.78 | \$1,160.78 |
| | | \$946.11 | \$946.11 | | | \$889.12 | \$889.12 |
| | | \$1,309.43 | \$1,309.43 | | | \$1,284.25 | \$1,284.25 |
| | | \$1,252.11 | \$1,252.11 | | | \$1,145.76 | \$1,145.76 |
| | | \$1,485.03 | \$1,485.03 | | | \$1,703.57 | \$1,703.57 |
| | | \$1,324.83 | \$1,324.83 | | | \$1,332.11 | \$1,332.11 |
| | | \$1,698.84 | \$1,698.84 | | | \$1,523.58 | \$1,523.58 |
| | \$82.75 | \$1,231.10 | \$1,313.85 | | \$75.65 | \$863.71 | \$939.36 |
| | | \$932.00 | \$932.00 | | | \$917.19 | \$917.19 |
| | \$939.29 | \$647.90 | \$1,587.19 | | \$59.35 | \$735.36 | \$794.71 |
| | | \$1,396.84 | \$1,396.84 | | | \$1,606.70 | \$1,606.70 |
| | | \$709.00 | \$709.00 | | | \$1,181.37 | \$1,181.37 |
| | \$63.31 | \$912.13 | \$975.44 | | \$63.31 | \$838.32 | \$901.63 |
| | -\$12.18 | \$1,467.88 | \$1,455.70 | | -\$12.18 | \$1,223.83 | \$1,211.65 |
| | | \$1,698.66 | \$1,698.66 | | | \$1,418.42 | \$1,418.42 |
| | | \$1,069.79 | \$1,069.79 | | | \$1,132.55 | \$1,132.55 |
| | | \$2,187.93 | \$2,187.93 | | | \$1,133.89 | \$1,133.89 |
| | | \$1,016.89 | \$1,016.89 | | | \$1,211.60 | \$1,211.60 |
| | \$524.41 | \$733.72 | \$1,258.13 | | | \$759.03 | \$759.03 |
| | -\$65.10 | \$783.92 | \$718.82 | | \$342.81 | \$1,316.37 | \$1,659.18 |
| | -\$748.54 | \$1,106.33 | \$357.79 | | -\$748.54 | \$1,387.15 | \$638.61 |
| | | \$769.38 | \$769.38 | | | \$1,319.83 | \$1,319.83 |
| \$312.73 | \$1,367.16 | \$972.25 | \$2,652.14 | | \$85.70 | \$978.70 | \$1,064.40 |
| | -\$110.44 | \$1,367.69 | \$1,257.25 | | \$2.07 | \$1,185.24 | \$1,187.31 |
| | \$104.35 | \$1,766.28 | \$1,870.63 | | -\$129.61 | \$2,265.13 | \$2,135.52 |
| | | \$1,659.09 | \$1,659.09 | | | \$1,799.38 | \$1,799.38 |
| | | \$2,067.44 | \$2,067.44 | | | \$1,962.76 | \$1,962.76 |
| \$312.73 | \$2,202.96 | \$36,413.48 | \$38,929.17 | -\$203.49 | \$36,635.86 | | \$36,432.37 |

| IBEX 10 B3MD FED COM 1H | | IBEX 10 B3NC FED COM 1H | | IBEX 10 B3NC FED COM 1H Total | | IBEX 10 B3OB FED COM 1H | | | |
|-------------------------|-------------|-------------------------|-----------|-------------------------------|-------------|-------------------------|--|-------------------------|-------------|
| Cost 30 - LOE | | Cost 20 | | Cost 30 - LOE | | Cost 10 | | Cost 20 | |
| LEASE OPERATING EXPENSE | | | | LEASE OPERATING EXPENSE | | | | LEASE OPERATING EXPENSE | |
| \$1,273.48 | \$1,028.11 | | -\$245.37 | \$898.18 | \$652.81 | | | \$35.43 | \$618.44 |
| \$1,449.95 | \$1,753.27 | | \$303.32 | \$1,461.98 | \$1,765.30 | | | | \$763.56 |
| \$1,177.48 | \$1,177.48 | | | \$1,160.78 | \$1,160.78 | | | | \$1,116.46 |
| \$946.11 | \$946.11 | | | \$889.12 | \$889.12 | | | | \$696.34 |
| \$1,309.43 | \$1,309.43 | | | \$1,284.25 | \$1,284.25 | | | | \$689.30 |
| \$1,252.11 | \$1,252.11 | | | \$1,145.76 | \$1,145.76 | | | | \$849.44 |
| \$1,485.03 | \$1,485.03 | | | \$1,703.57 | \$1,703.57 | | | | \$793.07 |
| \$1,324.83 | \$1,324.83 | | | \$1,332.11 | \$1,332.11 | | | | \$770.59 |
| \$1,698.84 | \$1,698.84 | | | \$1,523.58 | \$1,523.58 | | | | \$769.32 |
| \$1,231.10 | \$1,313.85 | | \$75.65 | \$863.71 | \$939.36 | | | \$105.50 | \$808.68 |
| \$932.00 | \$932.00 | | | \$917.19 | \$917.19 | | | | \$387.77 |
| \$647.90 | \$1,587.19 | | \$59.35 | \$735.36 | \$794.71 | | | \$82.76 | \$582.75 |
| \$1,396.84 | \$1,396.84 | | | \$1,606.70 | \$1,606.70 | | | | \$751.72 |
| \$709.00 | \$709.00 | | | \$1,181.37 | \$1,181.37 | | | | \$463.94 |
| \$912.13 | \$975.44 | | \$63.31 | \$838.32 | \$901.63 | | | \$117.42 | \$850.89 |
| \$1,467.88 | \$1,455.70 | | -\$12.18 | \$1,223.83 | \$1,211.65 | | | -\$445.87 | \$1,026.89 |
| \$1,698.66 | \$1,698.66 | | | \$1,418.42 | \$1,418.42 | | | | \$650.28 |
| \$1,069.79 | \$1,069.79 | | | \$1,132.55 | \$1,132.55 | | | | \$454.51 |
| \$2,187.93 | \$2,187.93 | | | \$1,133.89 | \$1,133.89 | | | | \$808.54 |
| \$1,016.89 | \$1,016.89 | | | \$1,211.60 | \$1,211.60 | | | | \$765.30 |
| \$733.72 | \$1,258.13 | | | \$759.03 | \$759.03 | | | | \$494.54 |
| \$783.92 | \$718.82 | | \$342.81 | \$1,316.37 | \$1,659.18 | | | \$80.10 | \$456.58 |
| \$1,106.33 | \$357.79 | | -\$748.54 | \$1,387.15 | \$638.61 | | | \$515.37 | \$502.98 |
| \$769.38 | \$769.38 | | | \$1,319.83 | \$1,319.83 | | | | \$904.52 |
| \$972.25 | \$2,652.14 | | \$85.70 | \$978.70 | \$1,064.40 | | | \$528.93 | \$403.41 |
| \$1,367.69 | \$1,257.25 | | \$2.07 | \$1,185.24 | \$1,187.31 | \$1.56 | | \$129.59 | \$725.78 |
| \$1,766.28 | \$646.84 | | -\$129.61 | \$2,265.13 | \$2,135.52 | \$4,351.00 | | \$5,621.94 | \$1,866.21 |
| \$1,659.09 | \$0.00 | | | \$1,799.38 | \$1,799.38 | | | | \$614.96 |
| \$2,067.44 | \$0.00 | | | \$1,962.76 | \$1,962.76 | | | | \$1,112.50 |
| \$36,413.48 | \$33,978.85 | | -\$203.49 | \$36,635.86 | \$36,432.37 | \$4,352.56 | | \$6,771.17 | \$21,699.27 |

| IBEX 10 B3OB FED COM 1H | | | IBEX 10 B3OB FED COM 1H Total | | IBEX 15/10 B1PA FED COM 2H | | | IBEX 15/10 B1PA FED COM 2H Total | |
|-------------------------|---------|---------------|-------------------------------|--|----------------------------|---------|---------------|----------------------------------|--|
| Cost 10 | Cost 20 | Cost 30 - LOE | | | Cost 10 | Cost 20 | Cost 30 - LOE | | |

| LEASE OPERATING EXPENSE | | | | LEASE OPERATING EXPENSE | | | |
|-------------------------|------------|-------------|-------------|-------------------------|------------|----------|------------|
| \$35.43 | | \$618.44 | \$653.87 | \$0.59 | | \$27.46 | \$28.05 |
| | | \$763.56 | \$763.56 | \$0.26 | | \$15.79 | \$16.05 |
| | | \$1,116.46 | \$1,116.46 | | | \$19.07 | \$19.07 |
| | | \$696.34 | \$696.34 | | | \$19.73 | \$19.73 |
| | | \$689.30 | \$689.30 | | | \$29.99 | \$29.99 |
| | | \$849.44 | \$849.44 | \$10.93 | | \$36.79 | \$47.72 |
| | | \$793.07 | \$793.07 | | | \$27.34 | \$27.34 |
| | | \$770.59 | \$770.59 | \$0.22 | | \$47.81 | \$48.03 |
| | | \$769.32 | \$769.32 | | | \$67.06 | \$67.06 |
| \$105.50 | | \$808.68 | \$914.18 | \$6.64 | | \$45.16 | \$51.80 |
| | | \$387.77 | \$387.77 | \$1.23 | | \$30.03 | \$31.26 |
| \$82.76 | | \$582.75 | \$665.51 | -\$2.05 | | \$68.12 | \$66.07 |
| | | \$751.72 | \$751.72 | \$69.49 | | \$53.07 | \$122.56 |
| | | \$463.94 | \$463.94 | \$10.28 | | \$89.11 | \$99.39 |
| \$117.42 | | \$850.89 | \$968.31 | \$0.84 | | \$29.96 | \$146.43 |
| -\$445.87 | | \$1,026.89 | \$581.02 | \$214.31 | | \$56.92 | \$271.23 |
| | | \$650.28 | \$650.28 | \$63.83 | | \$867.87 | \$962.97 |
| | | \$454.51 | \$454.51 | \$17.61 | | \$555.96 | \$575.96 |
| | | \$808.54 | \$808.54 | \$38.80 | | \$47.55 | \$86.35 |
| | | \$765.30 | \$765.30 | \$697.72 | | \$181.22 | \$878.94 |
| | | \$494.54 | \$494.54 | \$298.92 | | \$119.71 | \$418.63 |
| \$80.10 | | \$456.58 | \$536.68 | \$183.51 | | \$102.28 | \$285.79 |
| \$515.37 | | \$502.98 | \$1,018.35 | | | | |
| | | \$904.52 | \$904.52 | | | | |
| \$528.93 | | \$403.41 | \$932.34 | | | | |
| \$1.56 | | \$129.59 | \$856.93 | | | | |
| \$4,351.00 | \$5,621.94 | \$1,866.21 | \$11,839.15 | | | | |
| | | \$614.96 | \$614.96 | | | | |
| | | \$1,112.50 | \$1,112.50 | | | | |
| \$4,352.56 | \$6,771.17 | \$21,699.27 | \$32,823.00 | \$1,312.16 | \$2,205.52 | \$782.74 | \$4,300.42 |

| IBEX 10 B3OB FED COM 1H Total | | IBEX 15/10 B1PA FED COM 2H | | | IBEX 15/10 B1PA FED COM 2H Total | | INLAND 26/23 B2OJ STATE COM 1H | |
|-------------------------------|-------------|----------------------------|---------|---------------|----------------------------------|------------|--------------------------------|--------------|
| | | Cost 10 | Cost 20 | Cost 30 - LOE | | | CASH CALL | Cost 10 |
| | | LEASE OPERATING EXPENSE | | | | | CASH CALL | |
| | \$653.87 | | | \$0.59 | \$27.46 | \$28.05 | | |
| | \$763.56 | | | \$0.26 | \$15.79 | \$16.05 | | |
| | \$1,116.46 | | | | \$19.07 | \$19.07 | | \$107.61 |
| | \$696.34 | | | | \$19.73 | \$19.73 | | |
| | \$689.30 | | | | \$29.99 | \$29.99 | | \$235.00 |
| | \$849.44 | \$10.93 | | | \$36.79 | \$47.72 | | |
| | \$793.07 | | | | \$27.34 | \$27.34 | | |
| | \$770.59 | | | \$0.22 | \$47.81 | \$48.03 | | |
| | \$769.32 | | | | \$67.06 | \$67.06 | | -\$583.82 |
| | \$914.18 | | | \$6.64 | \$45.16 | \$51.80 | | |
| | \$387.77 | | | \$1.23 | \$30.03 | \$31.26 | -\$195,570.57 | -\$0.03 |
| | \$665.51 | | | -\$2.05 | \$68.12 | \$66.07 | -\$19,628.63 | |
| | \$751.72 | | | \$69.49 | \$53.07 | \$122.56 | -\$26,866.26 | -\$1,147.79 |
| | \$463.94 | | | \$10.28 | \$89.11 | \$99.39 | -\$55,550.18 | \$1,419.74 |
| | \$968.31 | \$0.84 | | \$29.96 | \$115.63 | \$146.43 | -\$190,982.24 | \$6,148.87 |
| | \$581.02 | | | \$214.31 | \$56.92 | \$271.23 | -\$315,152.12 | \$235,106.04 |
| | \$650.28 | \$63.83 | | \$867.87 | \$31.27 | \$962.97 | | |
| | \$454.51 | \$17.61 | | \$555.96 | \$2.39 | \$575.96 | | |
| | \$808.54 | \$38.80 | | \$47.55 | | \$86.35 | | |
| | \$765.30 | \$697.72 | | \$181.22 | | \$878.94 | | |
| | \$494.54 | \$298.92 | | \$119.71 | | \$418.63 | | |
| | \$536.68 | \$183.51 | | \$102.28 | | \$285.79 | | |
| | \$1,018.35 | | | | | | | |
| | \$904.52 | | | | | | | |
| | \$932.34 | | | | | | | |
| | \$856.93 | | | | | | | |
| | \$11,839.15 | | | | | | | |
| | \$614.96 | | | | | | | |
| | \$1,112.50 | | | | | | | |
| \$32,823.00 | | \$1,312.16 | | \$2,205.52 | \$782.74 | \$4,300.42 | -\$803,750.00 | \$241,285.62 |

| INLAND 26/23 B2OJ STATE COM 1H | | | | INLAND 26/23 B2OJ STATE COM 1H Total | INLAND 26/23 B2PI STATE COM 1H | | | |
|--------------------------------|---------|---------------|--|--------------------------------------|--------------------------------|---------|---------------|--|
| Cost 10 | Cost 20 | Cost 30 - LOE | | | Cost 10 | Cost 20 | Cost 30 - LOE | |

28

| INLAND 26/23 B2OJ STATE COM 1H | | | INLAND 26/23 B2OJ STATE COM | | INLAND 26/23 B2PI STATE COM 1H | | | |
|--------------------------------|--------------|-------------|-----------------------------|---------------|--------------------------------|---------------|--------------|--------------|
| Cost 20 | | | | | CASH CALL | | Cost 10 | |
| Cost 30 - LOE | | | | | CASH CALL | | Cost 20 | |
| LEASE OPERATING EXPENSE | | | | | | | | |
| | \$535.61 | \$4,127.01 | | \$4,662.62 | | | | \$535.59 |
| | -\$3,625.84 | \$8,994.36 | | \$5,368.52 | | | | -\$3,625.84 |
| | \$364.99 | \$10,740.31 | | \$11,212.91 | | | | |
| | | \$6,744.33 | | \$6,744.33 | | | | |
| | | \$3,949.72 | | \$4,184.72 | | | \$235.00 | |
| | | \$3,985.23 | | \$3,985.23 | | | | |
| | -\$520.00 | \$4,814.60 | | \$4,294.60 | | | | -\$520.00 |
| | | \$3,065.52 | | \$3,065.52 | | | | \$1,617.53 |
| | \$55.10 | \$3,848.81 | | \$3,320.09 | | | | -\$30.79 |
| | \$1,199.25 | \$3,615.16 | | \$4,814.41 | | | | \$1,140.29 |
| | \$18,758.52 | \$3,549.68 | | -\$173,262.40 | | -\$187,831.17 | | \$18,355.48 |
| | \$12,568.81 | \$7,059.82 | | \$0.00 | | -\$8,111.71 | \$3,075.23 | -\$26,826.87 |
| | \$18,661.21 | \$9,352.84 | | \$0.00 | | -\$35,227.42 | -\$4,618.16 | \$55,124.08 |
| | \$41,118.85 | \$13,011.59 | | \$0.00 | | -\$49,136.79 | \$1,271.98 | \$34,003.75 |
| | \$183,321.60 | \$1,511.77 | | \$0.00 | | -\$200,702.96 | \$2,503.81 | \$196,647.72 |
| | \$79,898.48 | \$147.60 | | \$0.00 | | -\$317,739.95 | \$239,236.23 | \$78,338.62 |
| | | | | | | | | |
| | | | | | | | | |
| | | | | | | | | |
| | | | | | | | | |
| | | | | | | | | |
| | | | | | | | | |
| | | | | | | | | |
| | | | | | | | | |
| | | | | | | | | |
| | | | | | | | | |
| | | | | | | | | |
| | | | | | | | | |
| | | | | | | | | |
| | | | | | | | | |
| | | | | | | | | |
| | | | | | | | | |
| | | | | | | | | |
| | | | | | | | | |
| | | | | | | | | |
| | | | | | | | | |
| | | | | | | | | |
| | | | | | | | | |
| | | | | | | | | |
| | | | | | | | | |
| | | | | | | | | |
| | | | | | | | | |
| | | | | | | | | |
| | | | | | | | | |
| | | | | | | | | |
| | | | | | | | | |
| | | | | | | | | |
| | | | | | | | | |
| | | | | | | | | |
| | | | | | | | | |
| | | | | | | | | |
| | | | | | | | | |
| | | | | | | | | |
| | | | | | | | | |
| | | | | | | | | |
| | | | | | | | | |
| | | | | | | | | |
| | | | | | | | | |
| | | | | | | | | |
| | | | | | | | | |
| | | | | | | | | |
| | | | | | | | | |
| | | | | | | | | |
| | | | | | | | | |
| | | | | | | | | |
| | | | | | | | | |
| | | | | | | | | |
| | | | | | | | | |
| | | | | | | | | |
| | | | | | | | | |
| | | | | | | | | |
| | | | | | | | | |
| | | | | | | | | |
| | | | | | | | | |
| | | | | | | | | |
| | | | | | | | | |
| | | | | | | | | |
| | | | | | | | | |
| | | | | | | | | |
| | | | | | | | | |
| | | | | | | | | |
| | | | | | | | | |
| | | | | | | | | |
| | | | | | | | | |
| | | | | | | | | |
| | | | | | | | | |
| | | | | | | | | |
| | | | | | | | | |
| | | | | | | | | |
| | | | | | | | | |
| | | | | | | | | |
| | | | | | | | | |
| | | | | | | | | |
| | | | | | | | | |
| | | | | | | | | |
| | | | | | | | | |
| | | | | | | | | |
| | | | | | | | | |
| | | | | | | | | |
| | | | | | | | | |
| | | | | | | | | |
| | | | | | | | | |
| | | | | | | | | |
| | | | | | | | | |
| | | | | | | | | |
| | | | | | | | | |
| | | | | | | | | |
| | | | | | | | | |
| | | | | | | | | |
| | | | | | | | | |
| | | | | | | | | |
| | | | | | | | | |
| | | | | | | | | |
| | | | | | | | | |
| | | | | | | | | |
| | | | | | | | | |
| | | | | | | | | |
| | | | | | | | | |
| | | | | | | | | |
| | | | | | | | | |
| | | | | | | | | |
| | | | | | | | | |
| | | | | | | | | |
| | | | | | | | | |
| | | | | | | | | |
| | | | | | | | | |
| | | | | | | | | |
| | | | | | | | | |
| | | | | | | | | |
| | | | | | | | | |
| | | | | | | | | |
| | | | | | | | | |
| | | | | | | | | |
| | | | | | | | | |
| | | | | | | | | |
| | | | | | | | | |
| | | | | | | | | |
| | | | | | | | | |
| | | | | | | | | |
| | | | | | | | | |
| | | | | | | | | |
| | | | | | | | | |
| | | | | | | | | |
| | | | | | | | | |
| | | | | | | | | |
| | | | | | | | | |
| | | | | | | | | |
| | | | | | | | | |
| | | | | | | | | |
| | | | | | | | | |
| | | | | | | | | |
| | | | | | | | | |
| | | | | | | | | |
| | | | | | | | | |
| | | | | | | | | |

| | LEASE OPERATING EXPENSE | | | | LEASE OPERATING EXPENSE | | |
|--|-------------------------|------------|-------------|--|-------------------------|-------------|-------------|
| | \$4,449.34 | \$75.13 | \$1,995.90 | | \$2,071.03 | \$17,974.95 | \$1,700.11 |
| | \$3,080.28 | | \$1,802.33 | | \$1,802.33 | | \$1,481.91 |
| | \$2,956.59 | | \$2,617.47 | | \$2,617.47 | | \$2,221.07 |
| | \$2,532.35 | | \$1,060.77 | | \$1,060.77 | | \$887.00 |
| | \$5,514.61 | | \$1,679.30 | | \$1,679.30 | | \$1,853.64 |
| | \$3,710.00 | | \$2,067.29 | | \$2,067.29 | | \$948.81 |
| | \$3,513.04 | | \$1,773.27 | | \$1,773.27 | | \$1,864.64 |
| | \$11,268.63 | | \$1,502.06 | | \$1,502.06 | | \$1,216.83 |
| | \$5,674.37 | | \$1,995.02 | | \$1,995.02 | | \$2,047.44 |
| | \$12,013.08 | \$183.84 | \$1,748.33 | | \$1,932.17 | \$58.22 | \$1,616.69 |
| | \$21,210.60 | | \$1,313.01 | | \$1,313.01 | | \$1,315.67 |
| | -\$27,115.71 | \$291.53 | \$1,863.55 | | \$2,155.08 | \$45.67 | \$1,468.46 |
| | \$70,454.84 | | \$1,240.88 | | \$1,240.88 | | \$893.44 |
| | \$49,136.79 | | \$1,127.15 | | \$1,127.15 | | \$964.35 |
| | \$200,702.96 | \$248.93 | \$1,878.06 | | \$2,126.99 | \$82.05 | \$1,364.44 |
| | \$317,739.95 | | \$2,437.17 | | \$2,437.17 | | \$1,257.20 |
| | | | \$1,850.18 | | \$1,850.18 | | \$2,076.05 |
| | | | \$1,119.46 | | \$1,119.46 | | \$1,004.59 |
| | | | \$1,305.48 | | \$1,305.48 | | \$1,279.08 |
| | | | \$1,769.62 | | \$1,769.62 | | \$1,668.59 |
| | | | \$935.13 | | \$935.13 | | \$516.00 |
| | | \$169.82 | \$848.75 | | \$1,018.57 | -\$11.88 | \$1,237.83 |
| | | | \$1,501.81 | | \$1,501.81 | -\$985.98 | \$1,681.49 |
| | | | \$1,648.89 | | \$1,648.89 | | \$1,926.99 |
| | | \$1,106.69 | \$977.24 | | \$2,083.93 | | \$769.63 |
| | | | \$2,114.66 | | \$2,114.66 | | \$2,279.06 |
| | | \$55.96 | \$2,461.82 | | \$2,517.78 | \$27.98 | \$1,193.20 |
| | | | \$1,348.10 | | \$1,348.10 | | \$743.86 |
| | | \$213.97 | \$2,168.04 | | \$2,382.01 | | \$1,359.81 |
| | \$686,841.72 | \$2,345.87 | \$48,150.74 | | \$50,496.61 | \$17,191.01 | \$40,837.88 |

| INLAND 26/23 B2PI STATE COM 1H | | INLAND 26/23 B2PI STATE COM 1H Total | | PRONGHORN 15 B3BO FED COM 1H | | PRONGHORN 15 B3BO FED COM 1H Total | | PRONGHORN 15 B3CN FED COM 1H | |
|--------------------------------|-------------|--------------------------------------|---------------|------------------------------|---------------|------------------------------------|-------------|------------------------------|-------------|
| Cost 30 - LOE | | | | Cost 20 | Cost 30 - LOE | | | Cost 20 | |
| LEASE OPERATING EXPENSE | | | | LEASE OPERATING EXPENSE | | | | | |
| | \$3,913.75 | | \$4,449.34 | \$75.13 | \$1,995.90 | | \$2,071.03 | | \$17,974.95 |
| | \$6,706.12 | | \$3,080.28 | | \$1,802.33 | | \$1,802.33 | | |
| | \$2,956.59 | | \$2,956.59 | | \$2,617.47 | | \$2,617.47 | | |
| | \$2,532.35 | | \$2,532.35 | | \$1,060.77 | | \$1,060.77 | | |
| | \$5,279.61 | | \$5,514.61 | | \$1,679.30 | | \$1,679.30 | | |
| | \$3,710.00 | | \$3,710.00 | | \$2,067.29 | | \$2,067.29 | | |
| | \$4,033.04 | | \$3,513.04 | | \$1,773.27 | | \$1,773.27 | | |
| | \$9,651.10 | | \$11,268.63 | | \$1,502.06 | | \$1,502.06 | | |
| | \$5,705.16 | | \$5,674.37 | | \$1,995.02 | | \$1,995.02 | | |
| | \$10,872.79 | | \$12,013.08 | \$183.84 | \$1,748.33 | | \$1,932.17 | | \$58.22 |
| | \$2,855.16 | | -\$166,620.57 | | \$1,313.01 | | \$1,313.01 | | |
| | -\$3,364.07 | | -\$35,227.42 | \$291.53 | \$1,863.55 | | \$2,155.08 | | \$45.67 |
| | \$19,948.92 | | \$35,227.42 | | \$1,240.88 | | \$1,240.88 | | |
| | \$13,861.06 | | \$0.00 | | \$1,127.15 | | \$1,127.15 | | |
| | \$1,551.43 | | \$0.00 | \$248.93 | \$1,878.06 | | \$2,126.99 | | \$82.05 |
| | \$165.10 | | \$0.00 | | \$2,437.17 | | \$2,437.17 | | |
| | | | | | \$1,850.18 | | \$1,850.18 | | |
| | | | | | \$1,119.46 | | \$1,119.46 | | |
| | | | | | \$1,305.48 | | \$1,305.48 | | |
| | | | | | \$1,769.62 | | \$1,769.62 | | |
| | | | | | \$935.13 | | \$935.13 | | |
| | | | | \$169.82 | \$848.75 | | \$1,018.57 | | -\$11.88 |
| | | | | | \$1,501.81 | | \$1,501.81 | | -\$985.98 |
| | | | | | \$1,648.89 | | \$1,648.89 | | |
| | | | | \$1,106.69 | \$977.24 | | \$2,083.93 | | |
| | | | | | \$2,114.66 | | \$2,114.66 | | |
| | | | | \$55.96 | \$2,461.82 | | \$2,517.78 | | \$27.98 |
| | | | | | \$1,348.10 | | \$1,348.10 | | |
| | | | | \$213.97 | \$2,168.04 | | \$2,382.01 | | |
| | \$90,378.11 | | -\$111,908.28 | \$2,345.87 | \$48,150.74 | | \$50,496.61 | | \$17,191.01 |

| PRONGHORN 15 B3CN FED COM 1H Total | | PRONGHORN 15 B3DM FED COM 1H | | PRONGHORN 15 B3DM FED COM 1H Total | | OXY BYPASS 16 STATE 1 | |
|------------------------------------|--|------------------------------|---------|------------------------------------|--|-----------------------|---------------|
| | | Cost 10 | Cost 20 | Cost 30 - LOE | | | Cost 30 - LOE |

| | LEASE OPERATING EXPENSE | | | | LEASE OPERATING EXPENSE | |
|-------------|-------------------------|-------------|--|-------------|-------------------------|----------|
| \$19,675.06 | | \$2,277.61 | | \$3,253.45 | \$5,531.06 | |
| \$1,481.91 | | \$15,402.35 | | \$9,180.27 | \$24,582.62 | |
| \$2,221.07 | | | | \$1,749.76 | \$1,749.76 | |
| \$887.00 | | | | \$1,069.82 | \$1,069.82 | \$100.80 |
| \$1,853.64 | | | | \$1,463.33 | \$1,463.33 | |
| \$948.81 | | | | \$1,788.18 | \$1,788.18 | |
| \$1,864.64 | | | | \$2,235.35 | \$2,235.35 | \$10.61 |
| \$1,216.83 | | | | \$1,786.22 | \$1,786.22 | \$10.26 |
| \$2,047.44 | | | | \$1,758.86 | \$1,758.86 | \$7.07 |
| \$1,674.91 | | \$58.22 | | \$1,491.04 | \$1,549.26 | \$9.19 |
| \$1,315.67 | | | | \$1,276.40 | \$1,276.40 | \$7.16 |
| \$1,514.13 | | \$45.67 | | \$1,576.95 | \$1,622.62 | \$7.48 |
| \$893.44 | | -\$985.98 | | \$980.98 | -\$5.00 | \$7.68 |
| \$964.35 | | | | \$862.40 | \$862.40 | |
| \$1,446.49 | | \$82.05 | | \$1,253.64 | \$1,335.69 | |
| \$1,257.20 | | | | \$1,159.49 | \$1,159.49 | \$22.80 |
| \$2,076.05 | | | | \$1,824.31 | \$1,824.31 | |
| \$1,004.59 | | | | \$954.19 | \$954.19 | |
| \$1,279.08 | | | | \$1,294.37 | \$1,294.37 | |
| \$1,668.59 | | | | \$1,635.10 | \$1,635.10 | |
| \$516.00 | | | | \$907.70 | \$907.70 | |
| \$1,225.95 | | -\$46.91 | | \$999.33 | \$952.42 | |
| \$695.51 | | | | \$1,417.78 | \$1,417.78 | |
| \$1,926.99 | | | | \$1,184.01 | \$1,184.01 | |
| \$769.63 | | \$918.72 | | \$1,125.44 | \$2,044.16 | |
| \$2,279.06 | | | | \$935.10 | \$935.10 | |
| \$1,221.18 | | \$46.63 | | \$2,478.70 | \$2,525.33 | |
| \$743.86 | | | | \$1,416.75 | \$1,416.75 | |
| \$1,359.81 | \$51.49 | -\$440.35 | | \$2,554.45 | \$2,165.59 | |
| \$58,028.89 | \$51.49 | \$17,358.01 | | \$51,613.37 | \$69,022.87 | \$183.05 |

| PRONGHORN 15 B3CN FED CO | | PRONGHORN 15 B3CN FED COM 1H | | PRONGHORN 15 B3DM FED COM 1H | | PRONGHORN 15 B3DM FED COM 1H | | OXY BYPA | | OXY BYPASS 16 STATE 1 Total | |
|--------------------------|-------------|------------------------------|-------------|------------------------------|-------------|------------------------------|-------------|-------------------------|-------------|-----------------------------|----------|
| Cost 30 - LOE | | | | Cost 10 | Cost 20 | Cost 30 - LOE | | Cost 30 - LOE | | | |
| LEASE OPERATING EXPENSE | | | | | | LEASE OPERATING EXPENSE | | LEASE OPERATING EXPENSE | | LEASE OPERATING EXPENSE | |
| | \$1,700.11 | | \$19,675.06 | | | \$2,277.61 | \$3,253.45 | | \$5,531.06 | | |
| | \$1,481.91 | | \$1,481.91 | | | \$15,402.35 | \$9,180.27 | | \$24,582.62 | | |
| | \$2,221.07 | | \$2,221.07 | | | | \$1,749.76 | | \$1,749.76 | | |
| | \$887.00 | | \$887.00 | | | | \$1,069.82 | \$100.80 | \$1,069.82 | | \$100.80 |
| | \$1,853.64 | | \$1,853.64 | | | | \$1,463.33 | | \$1,463.33 | | |
| | \$948.81 | | \$948.81 | | | | \$1,788.18 | | \$1,788.18 | | |
| | \$1,864.64 | | \$1,864.64 | | | | \$2,235.35 | \$10.61 | \$2,235.35 | | \$10.61 |
| | \$1,216.83 | | \$1,216.83 | | | | \$1,786.22 | \$10.26 | \$1,786.22 | | \$10.26 |
| | \$2,047.44 | | \$2,047.44 | | | | \$1,758.86 | \$7.07 | \$1,758.86 | | \$7.07 |
| | \$1,616.69 | | \$1,674.91 | | \$58.22 | | \$1,491.04 | \$9.19 | \$1,549.26 | | \$9.19 |
| | \$1,315.67 | | \$1,315.67 | | | | \$1,276.40 | \$7.16 | \$1,276.40 | | \$7.16 |
| | \$1,468.46 | | \$1,514.13 | | \$45.67 | | \$1,576.95 | \$7.48 | \$1,622.62 | | \$7.48 |
| | \$893.44 | | \$893.44 | | -\$985.98 | | \$980.98 | \$7.68 | -\$5.00 | | \$7.68 |
| | \$964.35 | | \$964.35 | | | | \$862.40 | | \$862.40 | | |
| | \$1,364.44 | | \$1,446.49 | | \$82.05 | | \$1,253.64 | | \$1,335.69 | | |
| | \$1,257.20 | | \$1,257.20 | | | | \$1,159.49 | \$22.80 | \$1,159.49 | | \$22.80 |
| | \$2,076.05 | | \$2,076.05 | | | | \$1,824.31 | | \$1,824.31 | | |
| | \$1,004.59 | | \$1,004.59 | | | | \$954.19 | | \$954.19 | | |
| | \$1,279.08 | | \$1,279.08 | | | | \$1,294.37 | | \$1,294.37 | | |
| | \$1,668.59 | | \$1,668.59 | | | | \$1,635.10 | | \$1,635.10 | | |
| | \$516.00 | | \$516.00 | | | | \$907.70 | | \$907.70 | | |
| | \$1,237.83 | | \$1,225.95 | | -\$46.91 | | \$999.33 | | \$952.42 | | |
| | \$1,681.49 | | \$695.51 | | | | \$1,417.78 | | \$1,417.78 | | |
| | \$1,926.99 | | \$1,926.99 | | | | \$1,184.01 | | \$1,184.01 | | |
| | \$769.63 | | \$769.63 | | \$918.72 | | \$1,125.44 | | \$2,044.16 | | |
| | \$2,279.06 | | \$2,279.06 | | | | \$935.10 | | \$935.10 | | |
| | \$1,193.20 | | \$1,221.18 | | \$46.63 | | \$2,478.70 | | \$2,525.33 | | |
| | \$743.86 | | \$743.86 | | | | \$1,416.75 | | \$1,416.75 | | |
| | \$1,359.81 | | \$1,359.81 | \$51.49 | -\$440.35 | | \$2,554.45 | | \$2,165.59 | | |
| | \$40,837.88 | | \$58,028.89 | \$51.49 | \$17,358.01 | | \$51,613.37 | | \$69,022.87 | \$183.05 | \$183.05 |

| OXY BYPASS 16 STATE 1 Total | | GAZELLE 22 B2NC FED COM 2H | | | GAZELLE 22 B2NC FED COM 2H Total | | GAZELLE 22 B3NC FED COM 1H | | |
|-----------------------------|--|----------------------------|---------|---------------|----------------------------------|--|----------------------------|---------|---------------|
| | | Cost 10 | Cost 20 | Cost 30 - LOE | | | Cost 10 | Cost 20 | Cost 30 - LOE |

34

| | |
|----------------------------------|-------------|
| GAZELLE 22 B3NC FED COM 1H Total | Grand Total |
|----------------------------------|-------------|

| | \$106,280.14 |
|------------|----------------|
| | \$92,453.28 |
| | \$37,557.27 |
| | \$22,050.89 |
| | \$28,750.89 |
| | \$25,474.71 |
| | \$31,658.95 |
| | \$32,102.98 |
| | \$32,271.11 |
| | \$39,213.98 |
| | \$59,265.81 |
| | \$11,490.33 |
| | \$114,140.17 |
| | \$119,202.24 |
| | \$410,559.16 |
| | \$657,373.31 |
| | \$30,624.14 |
| | \$38,224.98 |
| | \$21,868.06 |
| | \$22,487.68 |
| | \$31,990.81 |
| | \$15,536.50 |
| | \$11,032.86 |
| -\$118.03 | \$18,359.33 |
| | \$20,298.22 |
| \$5,030.35 | \$31,091.24 |
| \$73.12 | \$41,941.96 |
| | \$39,463.75 |
| | \$38,388.22 |
| \$4,985.44 | \$2,181,152.97 |

| GAZELLE 22 B3NC FED COM 1H Total | Grand Total |
|----------------------------------|---------------|
| | \$105,662.83 |
| | \$91,820.80 |
| | \$36,960.19 |
| | \$21,530.76 |
| | \$28,098.45 |
| | \$24,910.52 |
| | \$30,538.27 |
| | \$30,250.03 |
| | \$31,671.28 |
| | \$37,704.45 |
| | -\$325,404.92 |
| | -\$17,623.21 |
| | \$50,785.72 |
| | \$13,607.80 |
| | \$16,231.84 |
| | \$23,129.34 |
| | \$21,438.21 |
| | \$17,135.79 |
| | \$18,425.26 |
| | \$20,788.92 |
| | \$30,637.95 |
| | \$13,960.29 |
| | \$9,396.04 |
| -\$118.03 | \$16,426.66 |
| | \$17,493.20 |
| \$5,030.35 | \$27,402.86 |
| \$73.12 | \$31,299.50 |
| | \$13,397.41 |
| | \$21,568.77 |
| \$4,985.44 | \$459,245.01 |

JIB

| Sum of Invoiced3 | | | NA1 | Major Desc | | | | TOTAL COST | |
|--------------------------------------|---------------|--------------|-------------|------------|------------|-------------------------|-------------------------|-------------|-------------|
| | | | CASH CALL | Cost 10 | Cost 20 | Cost 30 - LOE | WORKOVER-30 | Grand Total | Grand Total |
| CC Description | Op Acct Month | Invoice No | CASH CALL | | | LEASE OPERATING EXPENSE | LEASE OPERATING EXPENSE | | |
| CREEDENCE 21/16 WOED ST COM 2H | 5/31/2022 | 202205-08622 | | | | | \$267.46 | \$267.46 | \$267.46 |
| | 4/30/2022 | 202204-06599 | | | | | \$225.90 | \$225.90 | \$225.90 |
| | 3/31/2022 | 202203-05414 | | | -\$9.30 | | \$285.92 | \$276.62 | \$276.62 |
| | 2/28/2022 | 202202-03423 | | | | | \$233.12 | \$233.12 | \$233.12 |
| | 1/31/2022 | 202201-01870 | | | | | \$252.05 | \$252.05 | \$252.05 |
| | 12/31/2021 | 202112-07332 | | | | | \$201.90 | \$201.90 | \$201.90 |
| | 11/30/2021 | 202111-04811 | | | \$153.99 | | \$467.09 | \$621.08 | \$621.08 |
| | 10/31/2021 | 202110-02969 | | \$0.47 | | | \$282.17 | \$282.64 | \$282.64 |
| | 9/30/2021 | 202109-00749 | | \$0.76 | -\$91.76 | | \$346.50 | \$255.50 | \$255.50 |
| | 8/31/2021 | 202108-28495 | | | | | \$395.43 | \$395.43 | \$395.43 |
| | 7/31/2021 | 202107-25519 | | | \$45.23 | | \$362.84 | \$408.07 | \$408.07 |
| | 6/30/2021 | 202106-22975 | | | \$78.28 | | \$62.42 | \$140.70 | \$140.70 |
| | 5/31/2021 | 202105-20567 | | | -\$84.86 | | \$579.78 | \$494.92 | \$494.92 |
| | 4/30/2021 | 202104-19053 | | | \$24.29 | | \$331.71 | \$356.00 | \$356.00 |
| | 3/31/2021 | 202103-16514 | | | | | \$276.24 | \$276.24 | \$276.24 |
| | 2/28/2021 | 202102-15249 | | | \$594.45 | | \$568.80 | \$1,163.25 | \$1,163.25 |
| | 1/31/2021 | 202101-13344 | | | \$4.94 | | \$735.56 | \$740.50 | \$740.50 |
| | 12/31/2020 | 202012-11537 | | \$1.91 | \$44.17 | | \$527.91 | \$573.99 | \$573.99 |
| | 11/30/2020 | 202011-10032 | | | \$40.49 | | \$718.71 | \$759.20 | \$759.20 |
| | 10/31/2020 | 202010-08226 | -\$81.74 | | \$8.11 | | \$536.16 | \$462.53 | \$544.27 |
| | 9/30/2020 | 202009-06150 | -\$548.60 | | | | \$548.60 | \$0.00 | \$548.60 |
| | 8/31/2020 | 202008-04448 | -\$375.21 | \$37.39 | | | \$337.82 | \$0.00 | \$375.21 |
| | 7/31/2020 | 202007-02580 | -\$669.79 | | \$157.16 | | \$512.63 | \$0.00 | \$669.79 |
| | 6/30/2020 | 202006-00692 | -\$194.77 | | | | \$194.77 | \$0.00 | \$194.77 |
| | 5/31/2020 | 202005-22849 | -\$402.38 | | \$157.58 | | \$244.80 | \$0.00 | \$402.38 |
| | 4/30/2020 | 202004-17708 | -\$667.13 | \$43.63 | \$22.42 | | \$601.08 | \$0.00 | \$667.13 |
| | 3/31/2020 | 202003-15084 | -\$867.16 | | \$31.05 | | \$836.11 | \$0.00 | \$867.16 |
| | 2/29/2020 | 202002-13480 | -\$2,524.67 | | \$1,423.22 | | \$1,101.45 | \$0.00 | \$2,524.67 |
| | 1/31/2020 | 202001-11482 | -\$2,513.97 | | \$1,496.37 | | \$1,017.60 | \$0.00 | \$2,513.97 |
| CREEDENCE 21/16 WOED ST COM 2H Total | | | -\$8,845.42 | \$84.16 | \$4,095.83 | \$13,052.53 | | \$8,387.10 | \$17,232.52 |
| CREEDENCE 21/16 WOFC ST COM 4H | 5/31/2022 | 202205-08622 | -\$348.33 | | | | \$348.33 | \$0.00 | \$348.33 |
| | 4/30/2022 | 202204-06599 | -\$317.15 | | | | \$317.15 | \$0.00 | \$317.15 |
| | 3/31/2022 | 202203-05414 | -\$347.55 | | | | \$347.55 | \$0.00 | \$347.55 |
| | 2/28/2022 | 202202-03423 | -\$308.71 | | | | \$308.71 | \$0.00 | \$308.71 |
| | 1/31/2022 | 202201-01870 | -\$389.46 | | | | \$389.46 | \$0.00 | \$389.46 |
| | 12/31/2021 | 202112-07332 | -\$355.58 | | | | \$355.58 | \$0.00 | \$355.58 |
| | 11/30/2021 | 202111-04811 | -\$638.72 | | \$153.99 | | \$484.73 | \$0.00 | \$638.72 |
| | 10/31/2021 | 202110-02969 | -\$1,048.26 | | | | \$586.26 | -\$462.00 | \$586.26 |
| | 9/30/2021 | 202109-00749 | -\$348.43 | | -\$95.45 | | \$443.88 | \$0.00 | \$348.43 |
| | 8/31/2021 | 202108-28495 | -\$803.80 | | \$341.80 | | \$462.00 | \$0.00 | \$803.80 |
| | 7/31/2021 | 202107-25519 | -\$703.91 | | \$45.23 | | \$658.68 | \$0.00 | \$703.91 |
| | | | | | | | | | |

| | | | | | | | | |
|--------------------------------------|------------|--------------|--------------|-------------|-------------|------------|------------|-------------|
| CREEDENCE 21/16 W0FC ST COM 4H | 6/30/2021 | 202106-22975 | -\$724.27 | \$11.30 | | \$712.97 | \$0.00 | \$724.27 |
| | 5/31/2021 | 202105-20567 | -\$673.86 | | -\$80.48 | \$754.34 | \$0.00 | \$673.86 |
| | 4/30/2021 | 202104-19053 | -\$477.75 | | \$49.14 | \$428.61 | \$0.00 | \$477.75 |
| | 3/31/2021 | 202103-16514 | -\$2,055.66 | | \$1,531.04 | \$524.62 | \$0.00 | \$2,055.66 |
| | 2/28/2021 | 202102-15249 | -\$670.04 | | \$15.87 | \$654.17 | \$0.00 | \$670.04 |
| | 1/31/2021 | 202101-13344 | -\$4,354.41 | \$19.51 | \$3,489.73 | \$845.17 | \$0.00 | \$4,354.41 |
| | 12/31/2020 | 202012-11537 | -\$11,101.07 | \$19.86 | \$10,981.19 | \$100.02 | \$0.00 | \$11,101.07 |
| | 11/30/2020 | 202011-10032 | -\$969.18 | \$20.94 | \$918.61 | \$29.63 | \$0.00 | \$969.18 |
| | 10/31/2020 | 202010-08226 | -\$979.99 | \$24.79 | \$955.20 | | \$0.00 | \$979.99 |
| | 9/30/2020 | 202009-06150 | -\$261.47 | | \$223.13 | \$38.34 | \$0.00 | \$261.47 |
| | 8/31/2020 | 202008-04448 | -\$395.20 | \$166.08 | \$228.48 | \$0.64 | \$0.00 | \$395.20 |
| | 7/31/2020 | 202007-02580 | -\$122.50 | \$5.29 | \$74.42 | \$42.79 | \$0.00 | \$122.50 |
| | 6/30/2020 | 202006-00692 | -\$773.14 | \$12.99 | \$759.54 | \$0.61 | \$0.00 | \$773.14 |
| | 5/31/2020 | 202005-22849 | -\$1,066.76 | \$753.26 | \$313.50 | | \$0.00 | \$1,066.76 |
| | 4/30/2020 | 202004-17708 | -\$1,183.28 | \$442.70 | \$739.87 | \$0.71 | \$0.00 | \$1,183.28 |
| | 3/31/2020 | 202003-15084 | -\$1,313.71 | \$96.94 | \$1,216.77 | | \$0.00 | \$1,313.71 |
| | 2/29/2020 | 202002-13480 | -\$8,094.97 | \$7,290.12 | \$804.85 | | \$0.00 | \$8,094.97 |
| | 1/31/2020 | 202001-11482 | -\$9,049.82 | \$8,714.97 | \$334.85 | | \$0.00 | \$9,049.82 |
| CREEDENCE 21/16 W0FC ST COM 4H Total | | | -\$49,876.98 | \$17,578.75 | \$23,001.28 | \$8,834.95 | -\$462.00 | \$49,414.98 |
| CREEDENCE 21/16 W1ED ST COM 1H | 5/31/2022 | 202205-08622 | | | | \$271.90 | \$271.90 | \$271.90 |
| | 4/30/2022 | 202204-06599 | | | | \$225.69 | \$225.69 | \$225.69 |
| | 3/31/2022 | 202203-05414 | | | | \$263.33 | \$263.33 | \$263.33 |
| | 2/28/2022 | 202202-03423 | | | | \$267.19 | \$267.19 | \$267.19 |
| | 1/31/2022 | 202201-01870 | | | | \$379.32 | \$379.32 | \$379.32 |
| | 12/31/2021 | 202112-07332 | | | | \$331.75 | \$331.75 | \$331.75 |
| | 11/30/2021 | 202111-04811 | | | \$153.99 | \$629.03 | \$783.02 | \$783.02 |
| | 10/31/2021 | 202110-02969 | | | | \$407.74 | \$407.74 | \$407.74 |
| | 9/30/2021 | 202109-00749 | | | | \$494.42 | \$494.42 | \$494.42 |
| | 8/31/2021 | 202108-28495 | | | | \$546.61 | \$546.61 | \$546.61 |
| | 7/31/2021 | 202107-25519 | | | \$45.23 | \$546.61 | \$591.84 | \$591.84 |
| | 6/30/2021 | 202106-22975 | | | \$199.52 | \$136.44 | \$335.96 | \$335.96 |
| | 5/31/2021 | 202105-20567 | | | -\$327.34 | \$891.04 | \$563.70 | \$563.70 |
| | 4/30/2021 | 202104-19053 | | | \$12.33 | \$385.85 | \$398.18 | \$398.18 |
| | 3/31/2021 | 202103-16514 | | | \$556.93 | \$454.60 | \$1,011.53 | \$1,011.53 |
| | 2/28/2021 | 202102-15249 | | | \$19.73 | \$526.28 | \$546.01 | \$546.01 |
| | 1/31/2021 | 202101-13344 | | | \$4.94 | \$590.24 | \$595.18 | \$595.18 |
| | 12/31/2020 | 202012-11537 | | \$1.91 | \$44.17 | \$361.59 | \$407.67 | \$407.67 |
| | 11/30/2020 | 202011-10032 | -\$80.24 | | \$43.08 | \$754.70 | \$717.54 | \$797.78 |
| | 10/31/2020 | 202010-08226 | -\$519.65 | | \$8.11 | \$511.54 | \$0.00 | \$519.65 |
| | 9/30/2020 | 202009-06150 | -\$526.62 | | | \$526.62 | \$0.00 | \$526.62 |
| | 8/31/2020 | 202008-04448 | -\$353.17 | \$37.39 | | \$315.78 | \$0.00 | \$353.17 |
| | 7/31/2020 | 202007-02580 | -\$767.08 | \$16.28 | \$165.70 | \$585.10 | \$0.00 | \$767.08 |
| | 6/30/2020 | 202006-00692 | -\$189.83 | | | \$189.83 | \$0.00 | \$189.83 |
| | 5/31/2020 | 202005-22849 | -\$211.19 | -\$218.38 | \$157.58 | \$271.99 | \$0.00 | \$211.19 |
| | 4/30/2020 | 202004-17708 | -\$664.74 | \$24.21 | \$22.42 | \$618.11 | \$0.00 | \$664.74 |
| | 3/31/2020 | 202003-15084 | -\$902.18 | | \$31.05 | \$871.13 | \$0.00 | \$902.18 |
| | 2/29/2020 | 202002-13480 | -\$2,505.46 | \$8.90 | \$1,423.22 | \$1,073.34 | \$0.00 | \$2,505.46 |

| | | | | | | | | |
|--------------------------------------|------------|--------------|--------------|-------------|-------------|-------------|------------|-------------|
| CREEDENCE 21/16 W1ED ST COM 1H | 1/31/2020 | 202001-11482 | -\$2,527.99 | | \$1,493.60 | \$1,034.39 | \$0.00 | \$2,527.99 |
| CREEDENCE 21/16 W1ED ST COM 1H Total | | | -\$9,248.15 | -\$129.69 | \$4,054.26 | \$14,462.16 | \$9,138.58 | \$18,386.73 |
| CREEDENCE 21/16 W1FC ST COM 3H | 5/31/2022 | 202205-08622 | -\$268.98 | | | \$268.98 | \$0.00 | \$268.98 |
| | 4/30/2022 | 202204-06599 | -\$315.33 | | \$105.48 | \$209.85 | \$0.00 | \$315.33 |
| | 3/31/2022 | 202203-05414 | -\$249.53 | | | \$249.53 | \$0.00 | \$249.53 |
| | 2/28/2022 | 202202-03423 | -\$211.42 | | | \$211.42 | \$0.00 | \$211.42 |
| | 1/31/2022 | 202201-01870 | -\$262.98 | | | \$262.98 | \$0.00 | \$262.98 |
| | 12/31/2021 | 202112-07332 | -\$208.61 | | | \$208.61 | \$0.00 | \$208.61 |
| | 11/30/2021 | 202111-04811 | -\$481.96 | | \$153.99 | \$327.97 | \$0.00 | \$481.96 |
| | 10/31/2021 | 202110-02969 | -\$804.69 | | | \$440.76 | -\$363.93 | \$440.76 |
| | 9/30/2021 | 202109-00749 | -\$251.40 | | -\$95.45 | \$346.85 | \$0.00 | \$251.40 |
| | 8/31/2021 | 202108-28495 | -\$705.73 | | \$341.80 | \$363.93 | \$0.00 | \$705.73 |
| | 7/31/2021 | 202107-25519 | -\$565.08 | | \$45.23 | \$519.85 | \$0.00 | \$565.08 |
| | 6/30/2021 | 202106-22975 | -\$648.93 | \$11.30 | | \$637.63 | \$0.00 | \$648.93 |
| | 5/31/2021 | 202105-20567 | -\$586.91 | | -\$80.48 | \$667.39 | \$0.00 | \$586.91 |
| | 4/30/2021 | 202104-19053 | -\$429.72 | | \$37.60 | \$392.12 | \$0.00 | \$429.72 |
| | 3/31/2021 | 202103-16514 | -\$586.46 | | \$77.13 | \$509.33 | \$0.00 | \$586.46 |
| | 2/28/2021 | 202102-15249 | -\$681.86 | | \$14.16 | \$667.70 | \$0.00 | \$681.86 |
| | 1/31/2021 | 202101-13344 | -\$4,831.52 | \$20.50 | \$3,986.04 | \$824.98 | \$0.00 | \$4,831.52 |
| | 12/31/2020 | 202012-11537 | -\$9,988.12 | \$19.86 | \$9,847.83 | \$120.43 | \$0.00 | \$9,988.12 |
| | 11/30/2020 | 202011-10032 | -\$2,393.38 | \$25.87 | \$2,367.51 | | \$0.00 | \$2,393.38 |
| | 10/31/2020 | 202010-08226 | -\$117.38 | \$24.78 | \$92.03 | \$0.57 | \$0.00 | \$117.38 |
| | 9/30/2020 | 202009-06150 | -\$16.17 | | \$16.17 | | \$0.00 | \$16.17 |
| | 8/31/2020 | 202008-04448 | -\$452.63 | \$166.08 | \$285.91 | \$0.64 | \$0.00 | \$452.63 |
| | 7/31/2020 | 202007-02580 | -\$77.45 | \$5.29 | \$72.16 | | \$0.00 | \$77.45 |
| | 6/30/2020 | 202006-00692 | -\$774.93 | \$14.77 | \$759.55 | \$0.61 | \$0.00 | \$774.93 |
| | 5/31/2020 | 202005-22849 | -\$1,124.69 | \$808.51 | \$316.18 | | \$0.00 | \$1,124.69 |
| | 4/30/2020 | 202004-17708 | -\$1,173.23 | \$450.23 | \$722.29 | \$0.71 | \$0.00 | \$1,173.23 |
| | 3/31/2020 | 202003-15084 | -\$6,335.62 | \$5,120.29 | \$1,215.33 | | \$0.00 | \$6,335.62 |
| | 2/29/2020 | 202002-13480 | -\$11,282.15 | \$10,060.47 | \$1,221.68 | | \$0.00 | \$11,282.15 |
| | 1/31/2020 | 202001-11482 | -\$660.23 | \$650.29 | \$9.94 | | \$0.00 | \$660.23 |
| CREEDENCE 21/16 W1FC ST COM 3H Total | | | -\$46,487.09 | \$17,378.24 | \$21,512.08 | \$7,232.84 | -\$363.93 | \$46,123.16 |
| GAZELLE 22 B2MD FED COM 2H | 5/31/2022 | 202205-08622 | | | \$6,910.69 | \$51,804.78 | \$1,230.90 | \$59,946.37 |
| | 4/30/2022 | 202204-06599 | | | \$61.55 | \$43,619.67 | \$56.50 | \$43,737.72 |
| | 3/31/2022 | 202203-05414 | | | | \$5,961.08 | | \$5,961.08 |
| | 2/28/2022 | 202202-03423 | | | | \$4,005.23 | | \$4,005.23 |
| | 1/31/2022 | 202201-01870 | | | | \$4,319.46 | | \$4,319.46 |
| | 12/31/2021 | 202112-07332 | | | | \$5,557.42 | | \$5,557.42 |
| | 11/30/2021 | 202111-04811 | | | | \$6,105.84 | | \$6,105.84 |
| | 10/31/2021 | 202110-02969 | | | | \$3,998.82 | | \$3,998.82 |
| | 9/30/2021 | 202109-00749 | | | | \$6,297.94 | | \$6,297.94 |
| | 8/31/2021 | 202108-28495 | | | \$379.61 | \$5,299.55 | | \$5,679.16 |
| | 7/31/2021 | 202107-25519 | | | | \$3,765.26 | | \$3,765.26 |
| | 6/30/2021 | 202106-22975 | | | \$297.73 | \$2,655.84 | | \$2,953.57 |
| | 5/31/2021 | 202105-20567 | | | | \$5,617.22 | | \$5,617.22 |
| | 4/30/2021 | 202104-19053 | | | | \$3,943.40 | | \$3,943.40 |
| | 3/31/2021 | 202103-16514 | | | \$236.39 | \$3,562.42 | | \$3,798.81 |

| | | | | | | |
|----------------------------------|------------|--------------|-------------|--------------|--------------|--------------|
| GAZELLE 22 B2MD FED COM 2H | 2/28/2021 | 202102-15249 | | \$6,452.54 | \$6,452.54 | \$6,452.54 |
| | 1/31/2021 | 202101-13344 | \$30.61 | \$4,323.20 | \$4,353.81 | \$4,353.81 |
| | 12/31/2020 | 202012-11537 | | \$5,678.38 | \$5,678.38 | \$5,678.38 |
| | 11/30/2020 | 202011-10032 | | \$4,214.12 | \$4,214.12 | \$4,214.12 |
| | 10/31/2020 | 202010-08226 | -\$21.54 | \$4,998.67 | \$4,977.13 | \$4,977.13 |
| | 9/30/2020 | 202009-06150 | \$10,333.24 | \$3,105.06 | \$13,438.30 | \$13,438.30 |
| | 8/31/2020 | 202008-04448 | \$624.11 | \$2,779.09 | \$3,403.20 | \$3,403.20 |
| | 7/31/2020 | 202007-02580 | -\$2,819.13 | \$3,513.11 | \$693.98 | \$693.98 |
| | 6/30/2020 | 202006-00692 | | \$5,060.67 | \$5,060.67 | \$5,060.67 |
| | 5/31/2020 | 202005-22849 | \$1,380.40 | \$2,618.32 | \$3,998.72 | \$3,998.72 |
| | 4/30/2020 | 202004-17708 | | \$3,941.66 | \$3,941.66 | \$3,941.66 |
| | 3/31/2020 | 202003-15084 | \$115.56 | \$5,354.28 | \$5,469.84 | \$5,469.84 |
| | 2/29/2020 | 202002-13480 | | \$3,659.71 | \$3,659.71 | \$3,659.71 |
| | 1/31/2020 | 202001-11482 | | \$6,125.68 | \$6,125.68 | \$6,125.68 |
| GAZELLE 22 B2MD FED COM 2H Total | | | \$17,529.22 | \$218,338.42 | \$1,287.40 | \$237,155.04 |
| GAZELLE 22 B3MD FED COM 1H | 5/31/2022 | 202205-08622 | \$1,339.42 | \$5,085.73 | \$6,425.15 | \$6,425.15 |
| | 4/30/2022 | 202204-06599 | \$61.55 | \$6,956.10 | \$7,017.65 | \$7,017.65 |
| | 3/31/2022 | 202203-05414 | | \$6,227.57 | \$6,227.57 | \$6,227.57 |
| | 2/28/2022 | 202202-03423 | | \$2,078.85 | \$2,078.85 | \$2,078.85 |
| | 1/31/2022 | 202201-01870 | | \$5,139.05 | \$5,139.05 | \$5,139.05 |
| | 12/31/2021 | 202112-07332 | | \$3,024.91 | \$3,024.91 | \$3,024.91 |
| | 11/30/2021 | 202111-04811 | | \$5,327.81 | \$5,327.81 | \$5,327.81 |
| | 10/31/2021 | 202110-02969 | | \$4,061.68 | \$4,061.68 | \$4,061.68 |
| | 9/30/2021 | 202109-00749 | | \$5,761.77 | \$5,761.77 | \$5,761.77 |
| | 8/31/2021 | 202108-28495 | \$335.45 | \$5,535.59 | \$5,871.04 | \$5,871.04 |
| | 7/31/2021 | 202107-25519 | | \$3,532.42 | \$3,532.42 | \$3,532.42 |
| | 6/30/2021 | 202106-22975 | \$263.09 | \$5,498.10 | \$5,761.19 | \$5,761.19 |
| | 5/31/2021 | 202105-20567 | | \$2,867.64 | \$2,867.64 | \$2,867.64 |
| | 4/30/2021 | 202104-19053 | | \$3,502.62 | \$3,502.62 | \$3,502.62 |
| | 3/31/2021 | 202103-16514 | \$236.39 | \$3,007.89 | \$3,244.28 | \$3,244.28 |
| | 2/28/2021 | 202102-15249 | | \$6,571.28 | \$6,571.28 | \$6,571.28 |
| | 1/31/2021 | 202101-13344 | | \$5,267.85 | \$5,267.85 | \$5,267.85 |
| | 12/31/2020 | 202012-11537 | | \$4,164.70 | \$4,164.70 | \$4,164.70 |
| | 11/30/2020 | 202011-10032 | | \$4,638.76 | \$4,638.76 | \$4,638.76 |
| | 10/31/2020 | 202010-08226 | -\$21.54 | \$6,424.76 | \$6,403.22 | \$6,403.22 |
| | 9/30/2020 | 202009-06150 | \$10,333.24 | \$1,577.25 | \$11,910.49 | \$11,910.49 |
| | 8/31/2020 | 202008-04448 | \$624.12 | \$3,535.56 | \$4,159.68 | \$4,159.68 |
| | 7/31/2020 | 202007-02580 | -\$2,819.13 | \$5,891.34 | \$3,072.21 | \$3,072.21 |
| | 6/30/2020 | 202006-00692 | | \$3,861.28 | \$3,861.28 | \$3,861.28 |
| | 5/31/2020 | 202005-22849 | \$161.39 | \$3,786.49 | \$3,947.88 | \$3,947.88 |
| | 4/30/2020 | 202004-17708 | \$1,714.94 | \$4,089.87 | \$5,804.81 | \$5,804.81 |
| | 3/31/2020 | 202003-15084 | \$160.00 | \$4,623.60 | \$4,783.60 | \$4,783.60 |
| | 2/29/2020 | 202002-13480 | | \$3,814.65 | \$3,814.65 | \$3,814.65 |
| | 1/31/2020 | 202001-11482 | | \$6,460.42 | \$6,460.42 | \$6,460.42 |
| GAZELLE 22 B3MD FED COM 1H Total | | | \$12,388.92 | \$132,315.54 | \$144,704.46 | \$144,704.46 |
| IBEX 10 B3MD FED COM 1H | 5/31/2022 | 202205-08622 | -\$245.37 | \$1,273.48 | \$1,028.11 | \$1,028.11 |
| | 4/30/2022 | 202204-06599 | \$303.32 | \$1,449.95 | \$1,753.27 | \$1,753.27 |

| | | | | | | | | | |
|-------------------------------|------------|--------------|-------------|-----------|------------|-------------|--|-------------|-------------|
| IBEX 10 B3MD FED COM 1H | 3/31/2022 | 202203-05414 | | | | \$1,177.48 | | \$1,177.48 | \$1,177.48 |
| | 2/28/2022 | 202202-03423 | | | | \$946.11 | | \$946.11 | \$946.11 |
| | 1/31/2022 | 202201-01870 | | | | \$1,309.43 | | \$1,309.43 | \$1,309.43 |
| | 12/31/2021 | 202112-07332 | | | | \$1,252.11 | | \$1,252.11 | \$1,252.11 |
| | 11/30/2021 | 202111-04811 | | | | \$1,485.03 | | \$1,485.03 | \$1,485.03 |
| | 10/31/2021 | 202110-02969 | | | | \$1,324.83 | | \$1,324.83 | \$1,324.83 |
| | 9/30/2021 | 202109-00749 | | | | \$1,698.84 | | \$1,698.84 | \$1,698.84 |
| | 8/31/2021 | 202108-28495 | | \$82.75 | | \$1,231.10 | | \$1,313.85 | \$1,313.85 |
| | 7/31/2021 | 202107-25519 | | | | \$932.00 | | \$932.00 | \$932.00 |
| | 6/30/2021 | 202106-22975 | | \$939.29 | | \$647.90 | | \$1,587.19 | \$1,587.19 |
| | 5/31/2021 | 202105-20567 | | | | \$1,396.84 | | \$1,396.84 | \$1,396.84 |
| | 4/30/2021 | 202104-19053 | | | | \$709.00 | | \$709.00 | \$709.00 |
| | 3/31/2021 | 202103-16514 | | \$63.31 | | \$912.13 | | \$975.44 | \$975.44 |
| | 2/28/2021 | 202102-15249 | | -\$12.18 | | \$1,467.88 | | \$1,455.70 | \$1,455.70 |
| | 1/31/2021 | 202101-13344 | | | | \$1,698.66 | | \$1,698.66 | \$1,698.66 |
| | 12/31/2020 | 202012-11537 | | | | \$1,069.79 | | \$1,069.79 | \$1,069.79 |
| | 11/30/2020 | 202011-10032 | | | | \$2,187.93 | | \$2,187.93 | \$2,187.93 |
| | 10/31/2020 | 202010-08226 | | | | \$1,016.89 | | \$1,016.89 | \$1,016.89 |
| | 9/30/2020 | 202009-06150 | | \$524.41 | | \$733.72 | | \$1,258.13 | \$1,258.13 |
| | 8/31/2020 | 202008-04448 | | -\$65.10 | | \$783.92 | | \$718.82 | \$718.82 |
| | 7/31/2020 | 202007-02580 | | -\$748.54 | | \$1,106.33 | | \$357.79 | \$357.79 |
| | 6/30/2020 | 202006-00692 | | | | \$769.38 | | \$769.38 | \$769.38 |
| | 5/31/2020 | 202005-22849 | | \$312.73 | \$1,367.16 | \$972.25 | | \$2,652.14 | \$2,652.14 |
| | 4/30/2020 | 202004-17708 | \$0.00 | | -\$110.44 | \$1,367.69 | | \$1,257.25 | \$1,257.25 |
| | 3/31/2020 | 202003-15084 | -\$1,223.79 | | \$104.35 | \$1,766.28 | | \$646.84 | \$1,870.63 |
| | 2/29/2020 | 202002-13480 | -\$1,659.09 | | | \$1,659.09 | | \$0.00 | \$1,659.09 |
| | 1/31/2020 | 202001-11482 | -\$2,067.44 | | | \$2,067.44 | | \$0.00 | \$2,067.44 |
| IBEX 10 B3MD FED COM 1H Total | | | -\$4,950.32 | \$312.73 | \$2,202.96 | \$36,413.48 | | \$33,978.85 | \$38,929.17 |
| IBEX 10 B3NC FED COM 1H | 5/31/2022 | 202205-08622 | | | -\$245.37 | \$898.18 | | \$652.81 | \$652.81 |
| | 4/30/2022 | 202204-06599 | | | \$303.32 | \$1,461.98 | | \$1,765.30 | \$1,765.30 |
| | 3/31/2022 | 202203-05414 | | | | \$1,160.78 | | \$1,160.78 | \$1,160.78 |
| | 2/28/2022 | 202202-03423 | | | | \$889.12 | | \$889.12 | \$889.12 |
| | 1/31/2022 | 202201-01870 | | | | \$1,284.25 | | \$1,284.25 | \$1,284.25 |
| | 12/31/2021 | 202112-07332 | | | | \$1,145.76 | | \$1,145.76 | \$1,145.76 |
| | 11/30/2021 | 202111-04811 | | | | \$1,703.57 | | \$1,703.57 | \$1,703.57 |
| | 10/31/2021 | 202110-02969 | | | | \$1,332.11 | | \$1,332.11 | \$1,332.11 |
| | 9/30/2021 | 202109-00749 | | | | \$1,523.58 | | \$1,523.58 | \$1,523.58 |
| | 8/31/2021 | 202108-28495 | | \$75.65 | | \$863.71 | | \$939.36 | \$939.36 |
| | 7/31/2021 | 202107-25519 | | | | \$917.19 | | \$917.19 | \$917.19 |
| | 6/30/2021 | 202106-22975 | | \$59.35 | | \$735.36 | | \$794.71 | \$794.71 |
| | 5/31/2021 | 202105-20567 | | | | \$1,606.70 | | \$1,606.70 | \$1,606.70 |
| | 4/30/2021 | 202104-19053 | | | | \$1,181.37 | | \$1,181.37 | \$1,181.37 |
| | 3/31/2021 | 202103-16514 | | \$63.31 | | \$838.32 | | \$901.63 | \$901.63 |
| | 2/28/2021 | 202102-15249 | | -\$12.18 | | \$1,223.83 | | \$1,211.65 | \$1,211.65 |
| | 1/31/2021 | 202101-13344 | | | | \$1,418.42 | | \$1,418.42 | \$1,418.42 |
| | 12/31/2020 | 202012-11537 | | | | \$1,132.55 | | \$1,132.55 | \$1,132.55 |
| | 11/30/2020 | 202011-10032 | | | | \$1,133.89 | | \$1,133.89 | \$1,133.89 |

| | | | | | | | |
|-------------------------------|------------|--------------|------------|------------|-------------|-------------|-------------|
| IBEX 10 B3NC FED COM 1H | 10/31/2020 | 202010-08226 | | | \$1,211.60 | \$1,211.60 | \$1,211.60 |
| | 9/30/2020 | 202009-06150 | | | \$759.03 | \$759.03 | \$759.03 |
| | 8/31/2020 | 202008-04448 | | \$342.81 | \$1,316.37 | \$1,659.18 | \$1,659.18 |
| | 7/31/2020 | 202007-02580 | | -\$748.54 | \$1,387.15 | \$638.61 | \$638.61 |
| | 6/30/2020 | 202006-00692 | | | \$1,319.83 | \$1,319.83 | \$1,319.83 |
| | 5/31/2020 | 202005-22849 | | \$85.70 | \$978.70 | \$1,064.40 | \$1,064.40 |
| | 4/30/2020 | 202004-17708 | | \$2.07 | \$1,185.24 | \$1,187.31 | \$1,187.31 |
| | 3/31/2020 | 202003-15084 | | -\$129.61 | \$2,265.13 | \$2,135.52 | \$2,135.52 |
| | 2/29/2020 | 202002-13480 | | | \$1,799.38 | \$1,799.38 | \$1,799.38 |
| | 1/31/2020 | 202001-11482 | | | \$1,962.76 | \$1,962.76 | \$1,962.76 |
| IBEX 10 B3NC FED COM 1H Total | | | | -\$203.49 | \$36,635.86 | \$36,432.37 | \$36,432.37 |
| IBEX 10 B3OB FED COM 1H | 5/31/2022 | 202205-08622 | | \$35.43 | \$618.44 | \$653.87 | \$653.87 |
| | 4/30/2022 | 202204-06599 | | | \$763.56 | \$763.56 | \$763.56 |
| | 3/31/2022 | 202203-05414 | | | \$1,116.46 | \$1,116.46 | \$1,116.46 |
| | 2/28/2022 | 202202-03423 | | | \$696.34 | \$696.34 | \$696.34 |
| | 1/31/2022 | 202201-01870 | | | \$689.30 | \$689.30 | \$689.30 |
| | 12/31/2021 | 202112-07332 | | | \$849.44 | \$849.44 | \$849.44 |
| | 11/30/2021 | 202111-04811 | | | \$793.07 | \$793.07 | \$793.07 |
| | 10/31/2021 | 202110-02969 | | | \$770.59 | \$770.59 | \$770.59 |
| | 9/30/2021 | 202109-00749 | | | \$769.32 | \$769.32 | \$769.32 |
| | 8/31/2021 | 202108-28495 | | \$105.50 | \$808.68 | \$914.18 | \$914.18 |
| | 7/31/2021 | 202107-25519 | | | \$387.77 | \$387.77 | \$387.77 |
| | 6/30/2021 | 202106-22975 | | \$82.76 | \$582.75 | \$665.51 | \$665.51 |
| | 5/31/2021 | 202105-20567 | | | \$751.72 | \$751.72 | \$751.72 |
| | 4/30/2021 | 202104-19053 | | | \$463.94 | \$463.94 | \$463.94 |
| | 3/31/2021 | 202103-16514 | | \$117.42 | \$850.89 | \$968.31 | \$968.31 |
| | 2/28/2021 | 202102-15249 | | -\$445.87 | \$1,026.89 | \$581.02 | \$581.02 |
| | 1/31/2021 | 202101-13344 | | | \$650.28 | \$650.28 | \$650.28 |
| | 12/31/2020 | 202012-11537 | | | \$454.51 | \$454.51 | \$454.51 |
| | 11/30/2020 | 202011-10032 | | | \$808.54 | \$808.54 | \$808.54 |
| | 10/31/2020 | 202010-08226 | | | \$765.30 | \$765.30 | \$765.30 |
| | 9/30/2020 | 202009-06150 | | | \$494.54 | \$494.54 | \$494.54 |
| | 8/31/2020 | 202008-04448 | | \$80.10 | \$456.58 | \$536.68 | \$536.68 |
| | 7/31/2020 | 202007-02580 | | \$515.37 | \$502.98 | \$1,018.35 | \$1,018.35 |
| | 6/30/2020 | 202006-00692 | | | \$904.52 | \$904.52 | \$904.52 |
| | 5/31/2020 | 202005-22849 | | \$528.93 | \$403.41 | \$932.34 | \$932.34 |
| | 4/30/2020 | 202004-17708 | \$1.56 | \$129.59 | \$725.78 | \$856.93 | \$856.93 |
| | 3/31/2020 | 202003-15084 | \$4,351.00 | \$5,621.94 | \$1,866.21 | \$11,839.15 | \$11,839.15 |
| | 2/29/2020 | 202002-13480 | | | \$614.96 | \$614.96 | \$614.96 |
| | 1/31/2020 | 202001-11482 | | | \$1,112.50 | \$1,112.50 | \$1,112.50 |
| IBEX 10 B3OB FED COM 1H Total | | | \$4,352.56 | \$6,771.17 | \$21,699.27 | \$32,823.00 | \$32,823.00 |
| IBEX 15/10 B1PA FED COM 2H | 5/31/2022 | 202205-08622 | | \$0.59 | \$27.46 | \$28.05 | \$28.05 |
| | 4/30/2022 | 202204-06599 | | \$0.26 | \$15.79 | \$16.05 | \$16.05 |
| | 3/31/2022 | 202203-05414 | | | \$19.07 | \$19.07 | \$19.07 |
| | 2/28/2022 | 202202-03423 | | | \$19.73 | \$19.73 | \$19.73 |
| | 1/31/2022 | 202201-01870 | | | \$29.99 | \$29.99 | \$29.99 |
| | 12/31/2021 | 202112-07332 | \$10.93 | | \$36.79 | \$47.72 | \$47.72 |

| | | | | | | | | |
|--------------------------------------|------------|--------------|---------------|--------------|--------------|-------------|---------------|--------------|
| IBEX 15/10 B1PA FED COM 2H | 11/30/2021 | 202111-04811 | | | | \$27.34 | \$27.34 | \$27.34 |
| | 10/31/2021 | 202110-02969 | | \$0.22 | | \$47.81 | \$48.03 | \$48.03 |
| | 9/30/2021 | 202109-00749 | | | | \$67.06 | \$67.06 | \$67.06 |
| | 8/31/2021 | 202108-28495 | | \$6.64 | | \$45.16 | \$51.80 | \$51.80 |
| | 7/31/2021 | 202107-25519 | | \$1.23 | | \$30.03 | \$31.26 | \$31.26 |
| | 6/30/2021 | 202106-22975 | | -\$2.05 | | \$68.12 | \$66.07 | \$66.07 |
| | 5/31/2021 | 202105-20567 | | \$69.49 | | \$53.07 | \$122.56 | \$122.56 |
| | 4/30/2021 | 202104-19053 | | \$10.28 | | \$89.11 | \$99.39 | \$99.39 |
| | 3/31/2021 | 202103-16514 | \$0.84 | \$29.96 | | \$115.63 | \$146.43 | \$146.43 |
| | 2/28/2021 | 202102-15249 | | \$214.31 | | \$56.92 | \$271.23 | \$271.23 |
| | 1/31/2021 | 202101-13344 | \$63.83 | \$867.87 | | \$31.27 | \$962.97 | \$962.97 |
| | 12/31/2020 | 202012-11537 | \$17.61 | \$555.96 | | \$2.39 | \$575.96 | \$575.96 |
| | 11/30/2020 | 202011-10032 | \$38.80 | \$47.55 | | | \$86.35 | \$86.35 |
| | 10/31/2020 | 202010-08226 | \$697.72 | \$181.22 | | | \$878.94 | \$878.94 |
| | 9/30/2020 | 202009-06150 | \$298.92 | \$119.71 | | | \$418.63 | \$418.63 |
| | 8/31/2020 | 202008-04448 | \$183.51 | \$102.28 | | | \$285.79 | \$285.79 |
| IBEX 15/10 B1PA FED COM 2H Total | | | \$1,312.16 | \$2,205.52 | | \$782.74 | \$4,300.42 | \$4,300.42 |
| INLAND 26/23 B2OJ STATE COM 1H | 5/31/2022 | 202205-08622 | | \$535.61 | | \$4,127.01 | \$4,662.62 | \$4,662.62 |
| | 4/30/2022 | 202204-06599 | | -\$3,625.84 | | \$8,994.36 | \$5,368.52 | \$5,368.52 |
| | 3/31/2022 | 202203-05414 | \$107.61 | \$364.99 | | \$10,740.31 | \$11,212.91 | \$11,212.91 |
| | 2/28/2022 | 202202-03423 | | | | \$6,744.33 | \$6,744.33 | \$6,744.33 |
| | 1/31/2022 | 202201-01870 | \$235.00 | | | \$3,949.72 | \$4,184.72 | \$4,184.72 |
| | 12/31/2021 | 202112-07332 | | | | \$3,985.23 | \$3,985.23 | \$3,985.23 |
| | 11/30/2021 | 202111-04811 | | -\$520.00 | | \$4,814.60 | \$4,294.60 | \$4,294.60 |
| | 10/31/2021 | 202110-02969 | | | | \$3,065.52 | \$3,065.52 | \$3,065.52 |
| | 9/30/2021 | 202109-00749 | -\$583.82 | \$55.10 | | \$3,848.81 | \$3,320.09 | \$3,320.09 |
| | 8/31/2021 | 202108-28495 | | \$1,199.25 | | \$3,615.16 | \$4,814.41 | \$4,814.41 |
| | 7/31/2021 | 202107-25519 | -\$195,570.57 | -\$0.03 | \$18,758.52 | \$3,549.68 | -\$173,262.40 | \$22,308.17 |
| | 6/30/2021 | 202106-22975 | -\$19,628.63 | | \$12,568.81 | \$7,059.82 | \$0.00 | \$19,628.63 |
| | 5/31/2021 | 202105-20567 | -\$26,866.26 | -\$1,147.79 | \$18,661.21 | \$9,352.84 | \$0.00 | \$26,866.26 |
| | 4/30/2021 | 202104-19053 | -\$55,550.18 | \$1,419.74 | \$41,118.85 | \$13,011.59 | \$0.00 | \$55,550.18 |
| | 3/31/2021 | 202103-16514 | -\$190,982.24 | \$6,148.87 | \$183,321.60 | \$1,511.77 | \$0.00 | \$190,982.24 |
| | 2/28/2021 | 202102-15249 | -\$315,152.12 | \$235,106.04 | \$79,898.48 | \$147.60 | \$0.00 | \$315,152.12 |
| INLAND 26/23 B2OJ STATE COM 1H Total | | | -\$803,750.00 | \$241,285.62 | \$352,336.58 | \$88,518.35 | -\$121,609.45 | \$682,140.55 |
| INLAND 26/23 B2PI STATE COM 1H | 5/31/2022 | 202205-08622 | | \$535.59 | | \$3,913.75 | \$4,449.34 | \$4,449.34 |
| | 4/30/2022 | 202204-06599 | | -\$3,625.84 | | \$6,706.12 | \$3,080.28 | \$3,080.28 |
| | 3/31/2022 | 202203-05414 | | | | \$2,956.59 | \$2,956.59 | \$2,956.59 |
| | 2/28/2022 | 202202-03423 | | | | \$2,532.35 | \$2,532.35 | \$2,532.35 |
| | 1/31/2022 | 202201-01870 | | \$235.00 | | \$5,279.61 | \$5,514.61 | \$5,514.61 |
| | 12/31/2021 | 202112-07332 | | | | \$3,710.00 | \$3,710.00 | \$3,710.00 |
| | 11/30/2021 | 202111-04811 | | -\$520.00 | | \$4,033.04 | \$3,513.04 | \$3,513.04 |
| | 10/31/2021 | 202110-02969 | | \$1,617.53 | | \$9,651.10 | \$11,268.63 | \$11,268.63 |
| | 9/30/2021 | 202109-00749 | | -\$30.79 | | \$5,705.16 | \$5,674.37 | \$5,674.37 |
| | 8/31/2021 | 202108-28495 | | \$1,140.29 | | \$10,872.79 | \$12,013.08 | \$12,013.08 |
| | 7/31/2021 | 202107-25519 | -\$187,831.17 | -\$0.04 | \$18,355.48 | \$2,855.16 | -\$166,620.57 | \$21,210.60 |
| | 6/30/2021 | 202106-22975 | -\$8,111.71 | \$3,075.23 | -\$26,826.87 | -\$3,364.07 | -\$35,227.42 | -\$27,115.71 |
| | 5/31/2021 | 202105-20567 | -\$35,227.42 | -\$4,618.16 | \$55,124.08 | \$19,948.92 | \$35,227.42 | \$70,454.84 |

| | | | | | | | | |
|--------------------------------------|------------|--------------|---------------|--------------|--------------|-------------|---------------|--------------|
| INLAND 26/23 B2PI STATE COM 1H | 4/30/2021 | 202104-19053 | -\$49,136.79 | \$1,271.98 | \$34,003.75 | \$13,861.06 | \$0.00 | \$49,136.79 |
| | 3/31/2021 | 202103-16514 | -\$200,702.96 | \$2,503.81 | \$196,647.72 | \$1,551.43 | \$0.00 | \$200,702.96 |
| | 2/28/2021 | 202102-15249 | -\$317,739.95 | \$239,236.23 | \$78,338.62 | \$165.10 | \$0.00 | \$317,739.95 |
| INLAND 26/23 B2PI STATE COM 1H Total | | | -\$798,750.00 | \$241,704.05 | \$354,759.56 | \$90,378.11 | -\$111,908.28 | \$686,841.72 |
| PRONGHORN 15 B3BO FED COM 1H | 5/31/2022 | 202205-08622 | | | \$75.13 | \$1,995.90 | \$2,071.03 | \$2,071.03 |
| | 4/30/2022 | 202204-06599 | | | | \$1,802.33 | \$1,802.33 | \$1,802.33 |
| | 3/31/2022 | 202203-05414 | | | | \$2,617.47 | \$2,617.47 | \$2,617.47 |
| | 2/28/2022 | 202202-03423 | | | | \$1,060.77 | \$1,060.77 | \$1,060.77 |
| | 1/31/2022 | 202201-01870 | | | | \$1,679.30 | \$1,679.30 | \$1,679.30 |
| | 12/31/2021 | 202112-07332 | | | | \$2,067.29 | \$2,067.29 | \$2,067.29 |
| | 11/30/2021 | 202111-04811 | | | | \$1,773.27 | \$1,773.27 | \$1,773.27 |
| | 10/31/2021 | 202110-02969 | | | | \$1,502.06 | \$1,502.06 | \$1,502.06 |
| | 9/30/2021 | 202109-00749 | | | | \$1,995.02 | \$1,995.02 | \$1,995.02 |
| | 8/31/2021 | 202108-28495 | | | \$183.84 | \$1,748.33 | \$1,932.17 | \$1,932.17 |
| | 7/31/2021 | 202107-25519 | | | | \$1,313.01 | \$1,313.01 | \$1,313.01 |
| | 6/30/2021 | 202106-22975 | | | \$291.53 | \$1,863.55 | \$2,155.08 | \$2,155.08 |
| | 5/31/2021 | 202105-20567 | | | | \$1,240.88 | \$1,240.88 | \$1,240.88 |
| | 4/30/2021 | 202104-19053 | | | | \$1,127.15 | \$1,127.15 | \$1,127.15 |
| | 3/31/2021 | 202103-16514 | | | \$248.93 | \$1,878.06 | \$2,126.99 | \$2,126.99 |
| | 2/28/2021 | 202102-15249 | | | | \$2,437.17 | \$2,437.17 | \$2,437.17 |
| | 1/31/2021 | 202101-13344 | | | | \$1,850.18 | \$1,850.18 | \$1,850.18 |
| | 12/31/2020 | 202012-11537 | | | | \$1,119.46 | \$1,119.46 | \$1,119.46 |
| | 11/30/2020 | 202011-10032 | | | | \$1,305.48 | \$1,305.48 | \$1,305.48 |
| | 10/31/2020 | 202010-08226 | | | | \$1,769.62 | \$1,769.62 | \$1,769.62 |
| | 9/30/2020 | 202009-06150 | | | | \$935.13 | \$935.13 | \$935.13 |
| | 8/31/2020 | 202008-04448 | | | \$169.82 | \$848.75 | \$1,018.57 | \$1,018.57 |
| | 7/31/2020 | 202007-02580 | | | | \$1,501.81 | \$1,501.81 | \$1,501.81 |
| | 6/30/2020 | 202006-00692 | | | | \$1,648.89 | \$1,648.89 | \$1,648.89 |
| | 5/31/2020 | 202005-22849 | | | \$1,106.69 | \$977.24 | \$2,083.93 | \$2,083.93 |
| | 4/30/2020 | 202004-17708 | | | | \$2,114.66 | \$2,114.66 | \$2,114.66 |
| | 3/31/2020 | 202003-15084 | | | \$55.96 | \$2,461.82 | \$2,517.78 | \$2,517.78 |
| | 2/29/2020 | 202002-13480 | | | | \$1,348.10 | \$1,348.10 | \$1,348.10 |
| | 1/31/2020 | 202001-11482 | | | \$213.97 | \$2,168.04 | \$2,382.01 | \$2,382.01 |
| PRONGHORN 15 B3BO FED COM 1H Total | | | | | \$2,345.87 | \$48,150.74 | \$50,496.61 | \$50,496.61 |
| PRONGHORN 15 B3CN FED COM 1H | 5/31/2022 | 202205-08622 | | | \$17,974.95 | \$1,700.11 | \$19,675.06 | \$19,675.06 |
| | 4/30/2022 | 202204-06599 | | | | \$1,481.91 | \$1,481.91 | \$1,481.91 |
| | 3/31/2022 | 202203-05414 | | | | \$2,221.07 | \$2,221.07 | \$2,221.07 |
| | 2/28/2022 | 202202-03423 | | | | \$887.00 | \$887.00 | \$887.00 |
| | 1/31/2022 | 202201-01870 | | | | \$1,853.64 | \$1,853.64 | \$1,853.64 |
| | 12/31/2021 | 202112-07332 | | | | \$948.81 | \$948.81 | \$948.81 |
| | 11/30/2021 | 202111-04811 | | | | \$1,864.64 | \$1,864.64 | \$1,864.64 |
| | 10/31/2021 | 202110-02969 | | | | \$1,216.83 | \$1,216.83 | \$1,216.83 |
| | 9/30/2021 | 202109-00749 | | | | \$2,047.44 | \$2,047.44 | \$2,047.44 |
| | 8/31/2021 | 202108-28495 | | | \$58.22 | \$1,616.69 | \$1,674.91 | \$1,674.91 |
| | 7/31/2021 | 202107-25519 | | | | \$1,315.67 | \$1,315.67 | \$1,315.67 |
| | 6/30/2021 | 202106-22975 | | | \$45.67 | \$1,468.46 | \$1,514.13 | \$1,514.13 |
| | 5/31/2021 | 202105-20567 | | | | \$893.44 | \$893.44 | \$893.44 |

| | | | | | | | | |
|------------------------------------|------------|--------------|--|-------------|-------------|-------------|-------------|-------------|
| PRONGHORN 15 B3CN FED COM 1H | 4/30/2021 | 202104-19053 | | | \$964.35 | | \$964.35 | \$964.35 |
| | 3/31/2021 | 202103-16514 | | \$82.05 | \$1,364.44 | | \$1,446.49 | \$1,446.49 |
| | 2/28/2021 | 202102-15249 | | | \$1,257.20 | | \$1,257.20 | \$1,257.20 |
| | 1/31/2021 | 202101-13344 | | | \$2,076.05 | | \$2,076.05 | \$2,076.05 |
| | 12/31/2020 | 202012-11537 | | | \$1,004.59 | | \$1,004.59 | \$1,004.59 |
| | 11/30/2020 | 202011-10032 | | | \$1,279.08 | | \$1,279.08 | \$1,279.08 |
| | 10/31/2020 | 202010-08226 | | | \$1,668.59 | | \$1,668.59 | \$1,668.59 |
| | 9/30/2020 | 202009-06150 | | | \$516.00 | | \$516.00 | \$516.00 |
| | 8/31/2020 | 202008-04448 | | -\$11.88 | \$1,237.83 | | \$1,225.95 | \$1,225.95 |
| | 7/31/2020 | 202007-02580 | | -\$985.98 | \$1,681.49 | | \$695.51 | \$695.51 |
| | 6/30/2020 | 202006-00692 | | | \$1,926.99 | | \$1,926.99 | \$1,926.99 |
| | 5/31/2020 | 202005-22849 | | | \$769.63 | | \$769.63 | \$769.63 |
| | 4/30/2020 | 202004-17708 | | | \$2,279.06 | | \$2,279.06 | \$2,279.06 |
| | 3/31/2020 | 202003-15084 | | \$27.98 | \$1,193.20 | | \$1,221.18 | \$1,221.18 |
| | 2/29/2020 | 202002-13480 | | | \$743.86 | | \$743.86 | \$743.86 |
| | 1/31/2020 | 202001-11482 | | | \$1,359.81 | | \$1,359.81 | \$1,359.81 |
| PRONGHORN 15 B3CN FED COM 1H Total | | | | \$17,191.01 | \$40,837.88 | | \$58,028.89 | \$58,028.89 |
| PRONGHORN 15 B3DM FED COM 1H | 5/31/2022 | 202205-08622 | | \$2,277.61 | \$3,253.45 | | \$5,531.06 | \$5,531.06 |
| | 4/30/2022 | 202204-06599 | | \$15,402.35 | \$9,180.27 | | \$24,582.62 | \$24,582.62 |
| | 3/31/2022 | 202203-05414 | | | \$1,749.76 | | \$1,749.76 | \$1,749.76 |
| | 2/28/2022 | 202202-03423 | | | \$1,069.82 | | \$1,069.82 | \$1,069.82 |
| | 1/31/2022 | 202201-01870 | | | \$1,463.33 | | \$1,463.33 | \$1,463.33 |
| | 12/31/2021 | 202112-07332 | | | \$1,788.18 | | \$1,788.18 | \$1,788.18 |
| | 11/30/2021 | 202111-04811 | | | \$2,235.35 | | \$2,235.35 | \$2,235.35 |
| | 10/31/2021 | 202110-02969 | | | \$1,786.22 | | \$1,786.22 | \$1,786.22 |
| | 9/30/2021 | 202109-00749 | | | \$1,758.86 | | \$1,758.86 | \$1,758.86 |
| | 8/31/2021 | 202108-28495 | | \$58.22 | \$1,491.04 | | \$1,549.26 | \$1,549.26 |
| | 7/31/2021 | 202107-25519 | | | \$1,276.40 | | \$1,276.40 | \$1,276.40 |
| | 6/30/2021 | 202106-22975 | | \$45.67 | \$1,576.95 | | \$1,622.62 | \$1,622.62 |
| | 5/31/2021 | 202105-20567 | | -\$985.98 | \$980.98 | | -\$5.00 | -\$5.00 |
| | 4/30/2021 | 202104-19053 | | | \$862.40 | | \$862.40 | \$862.40 |
| | 3/31/2021 | 202103-16514 | | \$82.05 | \$1,253.64 | | \$1,335.69 | \$1,335.69 |
| | 2/28/2021 | 202102-15249 | | | \$1,159.49 | | \$1,159.49 | \$1,159.49 |
| | 1/31/2021 | 202101-13344 | | | \$1,824.31 | | \$1,824.31 | \$1,824.31 |
| | 12/31/2020 | 202012-11537 | | | \$954.19 | | \$954.19 | \$954.19 |
| | 11/30/2020 | 202011-10032 | | | \$1,294.37 | | \$1,294.37 | \$1,294.37 |
| | 10/31/2020 | 202010-08226 | | | \$1,635.10 | | \$1,635.10 | \$1,635.10 |
| | 9/30/2020 | 202009-06150 | | | \$907.70 | | \$907.70 | \$907.70 |
| | 8/31/2020 | 202008-04448 | | -\$46.91 | \$999.33 | | \$952.42 | \$952.42 |
| | 7/31/2020 | 202007-02580 | | | \$1,417.78 | | \$1,417.78 | \$1,417.78 |
| | 6/30/2020 | 202006-00692 | | | \$1,184.01 | | \$1,184.01 | \$1,184.01 |
| | 5/31/2020 | 202005-22849 | | \$918.72 | \$1,125.44 | | \$2,044.16 | \$2,044.16 |
| | 4/30/2020 | 202004-17708 | | | \$935.10 | | \$935.10 | \$935.10 |
| | 3/31/2020 | 202003-15084 | | \$46.63 | \$2,478.70 | | \$2,525.33 | \$2,525.33 |
| | 2/29/2020 | 202002-13480 | | | \$1,416.75 | | \$1,416.75 | \$1,416.75 |
| | 1/31/2020 | 202001-11482 | | \$51.49 | -\$440.35 | | \$2,165.59 | \$2,165.59 |
| PRONGHORN 15 B3DM FED COM 1H Total | | | | \$51.49 | \$17,358.01 | \$51,613.37 | \$69,022.87 | \$69,022.87 |

| | | | | | | | | |
|----------------------------------|------------|--------------|-----------------|--------------|--------------|--------------|------------|--------------|
| OXY BYPASS 16 STATE 1 | 2/28/2022 | 202202-03423 | | | \$100.80 | | \$100.80 | \$100.80 |
| | 11/30/2021 | 202111-04811 | | | \$10.61 | | \$10.61 | \$10.61 |
| | 10/31/2021 | 202110-02969 | | | \$10.26 | | \$10.26 | \$10.26 |
| | 9/30/2021 | 202109-00749 | | | \$7.07 | | \$7.07 | \$7.07 |
| | 8/31/2021 | 202108-28495 | | | \$9.19 | | \$9.19 | \$9.19 |
| | 7/31/2021 | 202107-25519 | | | \$7.16 | | \$7.16 | \$7.16 |
| | 6/30/2021 | 202106-22975 | | | \$7.48 | | \$7.48 | \$7.48 |
| | 5/31/2021 | 202105-20567 | | | \$7.68 | | \$7.68 | \$7.68 |
| | 2/28/2021 | 202102-15249 | | | \$22.80 | | \$22.80 | \$22.80 |
| OXY BYPASS 16 STATE 1 Total | | | | | \$183.05 | | \$183.05 | \$183.05 |
| GAZELLE 22 B2NC FED COM 2H | 6/30/2020 | 202006-00692 | | -\$3.81 | -\$127.07 | | -\$130.88 | -\$130.88 |
| | 4/30/2020 | 202004-17708 | \$142.21 | \$3,424.97 | \$428.55 | | \$3,995.73 | \$3,995.73 |
| | 3/31/2020 | 202003-15084 | | \$3.81 | \$83.33 | | \$87.14 | \$87.14 |
| GAZELLE 22 B2NC FED COM 2H Total | | | | | \$142.21 | \$3,424.97 | \$384.81 | \$3,951.99 |
| GAZELLE 22 B3NC FED COM 1H | 6/30/2020 | 202006-00692 | | -\$4.08 | -\$113.95 | | -\$118.03 | -\$118.03 |
| | 4/30/2020 | 202004-17708 | \$880.66 | \$3,675.28 | \$474.41 | | \$5,030.35 | \$5,030.35 |
| | 3/31/2020 | 202003-15084 | | \$4.08 | \$69.04 | | \$73.12 | \$73.12 |
| GAZELLE 22 B3NC FED COM 1H Total | | | | | \$880.66 | \$3,675.28 | \$429.50 | \$4,985.44 |
| Grand Total | | | -\$1,721,907.96 | \$524,952.94 | \$844,649.03 | \$810,263.60 | \$1,287.40 | \$459,245.01 |

REVENUE

| Check Date | Check Number | Check Amount | Sum of Owner Value | Sum of Owner Taxes | Sum of Owner Net Val before Netting | Sum of Owner Deducts | Sum of Owner Net Value |
|-------------|--------------|--------------|--------------------|--------------------|-------------------------------------|----------------------|------------------------|
| 6/15/2022 | 1269170 | 23851.75 | \$141,771.00 | -\$12,256.42 | \$129,514.58 | -\$105,662.83 | \$23,851.75 |
| 5/15/2022 | 1260537 | 15479.98 | \$117,354.38 | -\$10,053.60 | \$107,300.78 | -\$91,820.80 | \$15,479.98 |
| 4/15/2022 | 1247409 | 62007.83 | \$108,278.38 | -\$9,310.36 | \$98,968.02 | -\$36,960.19 | \$62,007.83 |
| 3/15/2022 | 1235995 | 76829.7 | \$107,585.18 | -\$9,224.72 | \$98,360.46 | -\$21,530.76 | \$76,829.70 |
| 2/15/2022 | 1228405 | 87026.13 | \$125,926.08 | -\$10,801.50 | \$115,124.58 | -\$28,098.45 | \$87,026.13 |
| 1/15/2022 | 1219398 | 66953.19 | \$152,189.47 | -\$13,009.61 | \$139,179.86 | -\$72,226.67 | \$66,953.19 |
| 12/15/2021 | 1216955 | 0 | \$159,598.94 | -\$13,642.88 | \$145,956.06 | -\$145,956.06 | \$0.00 |
| 11/15/2021 | 1205035 | 131901.56 | \$144,242.13 | -\$12,340.57 | \$131,901.56 | \$0.00 | \$131,901.56 |
| 10/15/2021 | 1197690 | 146349.15 | \$160,270.91 | -\$13,921.76 | \$146,349.15 | \$0.00 | \$146,349.15 |
| 9/15/2021 | 1189500 | 152049.75 | \$166,483.49 | -\$14,433.74 | \$152,049.75 | \$0.00 | \$152,049.75 |
| 8/15/2021 | 1181494 | 155832.95 | \$170,538.01 | -\$14,704.59 | \$155,833.42 | \$0.00 | \$155,833.42 |
| 7/15/2021 | 1175265 | 123381.09 | \$135,003.73 | -\$11,622.64 | \$123,381.09 | \$0.00 | \$123,381.09 |
| 6/15/2021 | 1165697 | 78621.47 | \$141,670.74 | -\$12,263.55 | \$129,407.19 | -\$50,785.72 | \$78,621.47 |
| 5/15/2021 | 1160463 | 142492.81 | \$170,872.83 | -\$14,772.22 | \$156,100.61 | -\$13,607.80 | \$142,492.81 |
| 4/15/2021 | 1153028 | 24300.46 | \$44,339.12 | -\$3,806.82 | \$40,532.30 | -\$16,231.84 | \$24,300.46 |
| 3/15/2021 | 1139381 | 119771.59 | \$156,383.02 | -\$13,482.09 | \$142,900.93 | -\$23,129.34 | \$119,771.59 |
| 2/15/2021 | 1134430 | 88538.68 | \$120,324.81 | -\$10,347.92 | \$109,976.89 | -\$21,438.21 | \$88,538.68 |
| 1/15/2021 | 1125420 | 72969.53 | \$98,661.96 | -\$8,556.64 | \$90,105.32 | -\$17,135.79 | \$72,969.53 |
| 12/15/2020 | 1121977 | 81739.44 | \$109,617.19 | -\$9,452.49 | \$100,164.70 | -\$18,425.26 | \$81,739.44 |
| 11/15/2020 | 1112628 | 86069.17 | \$116,950.08 | -\$10,091.99 | \$106,858.09 | -\$20,788.92 | \$86,069.17 |
| 10/15/2020 | 1109596 | 43785.53 | \$125,124.47 | -\$10,918.00 | \$114,206.47 | -\$70,420.94 | \$43,785.53 |
| 9/15/2020 | 1102563 | 118073.88 | \$129,399.47 | -\$11,325.59 | \$118,073.88 | \$0.00 | \$118,073.88 |
| 8/15/2020 | 1096909 | 65082.78 | \$75,628.43 | -\$10,545.65 | \$109,978.84 | \$0.00 | \$65,082.78 |
| 7/15/2020 | 1093620 | 14229.22 | \$18,606.07 | -\$4,376.85 | \$45,528.72 | \$0.00 | \$14,229.22 |
| 6/15/2020 | 1088305 | 23140.36 | \$25,344.55 | -\$2,204.19 | \$23,140.36 | \$0.00 | \$23,140.36 |
| 5/15/2020 | 1084889 | 24824.35 | \$33,560.98 | -\$8,736.63 | \$91,381.29 | \$0.00 | \$24,824.35 |
| 4/15/2020 | 1079140 | 197117.99 | \$215,978.41 | -\$18,860.42 | \$197,117.99 | \$0.00 | \$197,117.99 |
| 3/15/2020 | 1074926 | 168940.93 | \$185,053.87 | -\$16,112.94 | \$168,940.93 | \$0.00 | \$168,940.93 |
| 2/15/2020 | 1061407 | 182732.18 | \$200,237.42 | -\$17,505.24 | \$182,732.18 | \$0.00 | \$182,732.18 |
| 1/15/2020 | 1055682 | 157684.83 | \$172,716.89 | -\$15,032.06 | \$157,684.83 | \$0.00 | \$157,684.83 |
| Grand Total | | | \$3,829,712.01 | -\$343,713.68 | \$3,628,750.83 | -\$754,219.58 | \$2,731,778.75 |

REVENUE

| | | | Property Descriptic Values | | | | | | | | |
|-------------|--------------|--------------|---|-------------------|------------------|------------------|---|-------------------|-------------------|------------------|------------------|
| | | | CREEDENCE 21/16 W0ED ST COM 2H NM 015 NM EDDY | | | | CREEDENCE 21/16 W0FC ST COM 4H NM 015 NM EDDY | | | | |
| Check Date | Check Number | Check Amount | Sum of Owner Valu | Sum of Owner Taxe | Sum of Owner Net | Sum of Owner Ded | Sum of Owner Net | Sum of Owner Valu | Sum of Owner Taxe | Sum of Owner Net | Sum of Owner Ded |
| 6/15/2022 | 1269170 | 23851.75 | \$4,799.83 | -\$411.17 | \$4,388.66 | \$0.00 | \$4,388.66 | \$5,349.37 | -\$460.50 | \$4,888.87 | \$0.00 |
| 5/15/2022 | 1260537 | 15479.98 | \$5,189.35 | -\$443.89 | \$4,745.46 | \$0.00 | \$4,745.46 | \$6,016.90 | -\$517.14 | \$5,499.76 | \$0.00 |
| 4/15/2022 | 1247409 | 62007.83 | \$4,334.90 | -\$373.92 | \$3,960.98 | \$0.00 | \$3,960.98 | \$4,962.03 | -\$430.57 | \$4,531.46 | \$0.00 |
| 3/15/2022 | 1235995 | 76829.7 | \$4,224.35 | -\$360.16 | \$3,864.19 | \$0.00 | \$3,864.19 | \$5,496.38 | -\$469.67 | \$5,026.71 | \$0.00 |
| 2/15/2022 | 1228405 | 87026.13 | \$4,176.72 | -\$354.13 | \$3,822.59 | \$0.00 | \$3,822.59 | \$5,534.34 | -\$472.21 | \$5,062.13 | \$0.00 |
| 1/15/2022 | 1219398 | 66953.19 | \$5,205.76 | -\$440.10 | \$4,765.66 | \$0.00 | \$4,765.66 | \$7,105.97 | -\$604.97 | \$6,501.00 | \$0.00 |
| 12/15/2021 | 1216955 | 0 | \$6,090.25 | -\$512.86 | \$5,577.39 | \$0.00 | \$5,577.39 | \$9,272.51 | -\$786.67 | \$8,485.84 | \$0.00 |
| 11/15/2021 | 1205035 | 131901.56 | \$5,588.62 | -\$469.43 | \$5,119.19 | \$0.00 | \$5,119.19 | \$8,761.20 | -\$739.58 | \$8,021.62 | \$0.00 |
| 10/15/2021 | 1197690 | 146349.15 | \$5,275.56 | -\$442.99 | \$4,832.57 | \$0.00 | \$4,832.57 | \$7,636.05 | -\$640.75 | \$6,995.30 | \$0.00 |
| 9/15/2021 | 1189500 | 152049.75 | \$5,019.53 | -\$420.54 | \$4,598.99 | \$0.00 | \$4,598.99 | \$6,469.42 | -\$541.36 | \$5,928.06 | \$0.00 |
| 8/15/2021 | 1181494 | 155832.95 | \$5,795.18 | -\$484.40 | \$5,310.78 | \$0.00 | \$5,310.78 | \$11,503.17 | -\$959.20 | \$10,543.97 | \$0.00 |
| 7/15/2021 | 1175265 | 123381.09 | \$5,613.56 | -\$467.72 | \$5,145.84 | \$0.00 | \$5,145.84 | \$8,831.40 | -\$736.70 | \$8,094.70 | \$0.00 |
| 6/15/2021 | 1165697 | 78621.47 | \$1,682.09 | -\$140.29 | \$1,541.80 | \$0.00 | \$1,541.80 | \$3,788.17 | -\$316.20 | \$3,471.97 | \$0.00 |
| 5/15/2021 | 1160463 | 142492.81 | \$2,529.08 | -\$211.18 | \$2,317.90 | \$0.00 | \$2,317.90 | \$4,057.50 | -\$338.36 | \$3,719.14 | \$0.00 |
| 4/15/2021 | 1153028 | 24300.46 | \$2,970.42 | -\$256.76 | \$2,713.66 | \$0.00 | \$2,713.66 | \$11,701.32 | -\$1,007.24 | \$10,694.08 | \$0.00 |
| 3/15/2021 | 1139381 | 119771.59 | \$1,811.26 | -\$144.57 | \$1,666.69 | \$0.00 | \$1,666.69 | \$14,450.85 | -\$1,219.64 | \$13,231.21 | \$0.00 |
| 2/15/2021 | 1134430 | 88538.68 | \$6,115.04 | -\$519.03 | \$5,596.01 | \$0.00 | \$5,596.01 | \$6,809.22 | -\$559.62 | \$6,249.60 | \$0.00 |
| 1/15/2021 | 1125420 | 72969.53 | \$1,629.09 | -\$136.05 | \$1,493.04 | \$0.00 | \$1,493.04 | \$406.00 | -\$33.39 | \$372.61 | \$0.00 |
| 12/15/2020 | 1121977 | 81739.44 | \$5,810.75 | -\$483.42 | \$5,327.33 | \$0.00 | \$5,327.33 | | | | |
| 11/15/2020 | 1112628 | 86069.17 | \$7,081.23 | -\$589.78 | \$6,491.45 | \$0.00 | \$6,491.45 | | | | |
| 10/15/2020 | 1109596 | 43785.53 | \$7,643.44 | -\$634.81 | \$7,008.63 | \$0.00 | \$7,008.63 | | | | |
| 9/15/2020 | 1102563 | 118073.88 | \$4,400.54 | -\$365.39 | \$4,035.15 | \$0.00 | \$4,035.15 | | | | |
| 8/15/2020 | 1096909 | 65082.78 | \$4,550.15 | -\$377.50 | \$4,172.65 | \$0.00 | \$4,172.65 | | | | |
| 7/15/2020 | 1093620 | 14229.22 | \$1,701.52 | -\$141.96 | \$1,559.56 | \$0.00 | \$1,559.56 | | | | |
| 6/15/2020 | 1088305 | 23140.36 | \$955.27 | -\$78.72 | \$876.55 | \$0.00 | \$876.55 | | | | |
| 5/15/2020 | 1084889 | 24824.35 | \$3,404.84 | -\$280.67 | \$3,124.17 | \$0.00 | \$3,124.17 | | | | |
| 4/15/2020 | 1079140 | 197117.99 | \$10,544.41 | -\$871.65 | \$9,672.76 | \$0.00 | \$9,672.76 | | | | |
| 3/15/2020 | 1074926 | 168940.93 | \$13,472.84 | -\$1,114.57 | \$12,358.27 | \$0.00 | \$12,358.27 | | | | |
| 2/15/2020 | 1061407 | 182732.18 | \$11,853.62 | -\$980.27 | \$10,873.35 | \$0.00 | \$10,873.35 | | | | |
| 1/15/2020 | 1055682 | 157684.83 | \$5,381.73 | -\$445.88 | \$4,935.85 | \$0.00 | \$4,935.85 | | | | |
| Grand Total | | | \$154,850.93 | -\$12,953.81 | \$141,897.12 | \$0.00 | \$141,897.12 | \$128,151.80 | -\$10,833.77 | \$117,318.03 | \$0.00 |

\$0.00

| CREEDENCE 21/1 CREEDENCE 21/16 W1ED ST COM 1H NM 015 NM EDDY | | | | | CREEDENCE 21/16 W1FC ST COM 3H NM 015 NM EDDY | | | | | GAZELLE 22 B2MD I | |
|--|-------------------|------------------|------------------|------------------|---|-------------------|------------------|------------------|------------------|-------------------|-------------------|
| Sum of Owner Net | Sum of Owner Valu | Sum of Owner Tax | Sum of Owner Net | Sum of Owner Ded | Sum of Owner Net | Sum of Owner Valu | Sum of Owner Tax | Sum of Owner Net | Sum of Owner Ded | Sum of Owner Net | Sum of Owner Valu |
| \$4,888.87 | \$5,173.95 | -\$442.95 | \$4,731.00 | \$0.00 | \$4,731.00 | \$4,659.64 | -\$400.73 | \$4,258.91 | \$0.00 | \$4,258.91 | \$14,469.89 |
| \$5,499.76 | \$6,239.01 | -\$531.03 | \$5,707.98 | \$0.00 | \$5,707.98 | \$5,441.74 | -\$467.13 | \$4,974.61 | \$0.00 | \$4,974.61 | \$593.13 |
| \$4,531.46 | \$4,393.60 | -\$376.39 | \$4,017.21 | \$0.00 | \$4,017.21 | \$4,432.12 | -\$384.27 | \$4,047.85 | \$0.00 | \$4,047.85 | \$1,194.57 |
| \$5,026.71 | \$3,571.41 | -\$301.57 | \$3,269.84 | \$0.00 | \$3,269.84 | \$4,570.53 | -\$391.67 | \$4,178.86 | \$0.00 | \$4,178.86 | \$3,631.41 |
| \$5,062.13 | \$4,198.70 | -\$355.79 | \$3,842.91 | \$0.00 | \$3,842.91 | \$4,695.06 | -\$401.61 | \$4,293.45 | \$0.00 | \$4,293.45 | \$11,948.92 |
| \$6,501.00 | \$4,828.64 | -\$407.10 | \$4,421.54 | \$0.00 | \$4,421.54 | \$6,123.71 | -\$522.70 | \$5,601.01 | \$0.00 | \$5,601.01 | \$17,952.87 |
| \$8,485.84 | \$4,455.74 | -\$377.73 | \$4,078.01 | \$0.00 | \$4,078.01 | \$7,361.20 | -\$627.65 | \$6,733.55 | \$0.00 | \$6,733.55 | \$16,609.62 |
| \$8,021.62 | \$4,165.65 | -\$351.84 | \$3,813.81 | \$0.00 | \$3,813.81 | \$7,004.01 | -\$595.22 | \$6,408.79 | \$0.00 | \$6,408.79 | \$14,593.94 |
| \$6,995.30 | \$4,819.05 | -\$403.79 | \$4,415.26 | \$0.00 | \$4,415.26 | \$7,362.09 | -\$619.69 | \$6,742.40 | \$0.00 | \$6,742.40 | \$20,929.96 |
| \$5,928.06 | \$5,592.08 | -\$465.46 | \$5,126.62 | \$0.00 | \$5,126.62 | \$4,530.61 | -\$381.46 | \$4,149.15 | \$0.00 | \$4,149.15 | \$29,392.89 |
| \$10,543.97 | \$4,559.73 | -\$379.63 | \$4,180.10 | \$0.00 | \$4,180.10 | \$9,914.75 | -\$828.53 | \$9,086.22 | \$0.00 | \$9,086.22 | \$31,303.29 |
| \$8,094.70 | \$2,686.79 | -\$223.25 | \$2,463.54 | \$0.00 | \$2,463.54 | \$8,035.99 | -\$670.81 | \$7,365.18 | \$0.00 | \$7,365.18 | \$22,451.96 |
| \$3,471.97 | \$968.21 | -\$80.44 | \$887.77 | \$0.00 | \$887.77 | \$5,693.17 | -\$475.11 | \$5,218.06 | \$0.00 | \$5,218.06 | \$30,876.42 |
| \$3,719.14 | \$7,844.79 | -\$653.80 | \$7,190.99 | \$0.00 | \$7,190.99 | \$3,489.72 | -\$291.38 | \$3,198.34 | \$0.00 | \$3,198.34 | \$36,798.72 |
| \$10,694.08 | \$6,758.36 | -\$579.64 | \$6,178.72 | \$0.00 | \$6,178.72 | \$9,237.73 | -\$794.55 | \$8,443.18 | \$0.00 | \$8,443.18 | \$1,523.25 |
| \$13,231.21 | \$6,076.47 | -\$498.82 | \$5,577.65 | \$0.00 | \$5,577.65 | \$11,696.04 | -\$986.74 | \$10,709.30 | \$0.00 | \$10,709.30 | \$35,498.67 |
| \$6,249.60 | \$10,144.78 | -\$857.02 | \$9,287.76 | \$0.00 | \$9,287.76 | \$5,148.53 | -\$423.14 | \$4,725.39 | \$0.00 | \$4,725.39 | \$26,396.91 |
| \$372.61 | \$2,523.03 | -\$210.20 | \$2,312.83 | \$0.00 | \$2,312.83 | | | | | | \$16,840.23 |
| | \$6,520.87 | -\$541.53 | \$5,979.34 | \$0.00 | \$5,979.34 | | | | | | \$21,434.45 |
| | \$7,464.57 | -\$621.28 | \$6,843.29 | \$0.00 | \$6,843.29 | | | | | | \$18,823.72 |
| | \$7,675.44 | -\$637.38 | \$7,038.06 | \$0.00 | \$7,038.06 | | | | | | \$22,892.81 |
| | \$4,503.11 | -\$374.05 | \$4,129.06 | \$0.00 | \$4,129.06 | | | | | | \$33,156.05 |
| | \$4,560.78 | -\$378.71 | \$4,182.07 | \$0.00 | \$4,182.07 | | | | | | \$26,529.50 |
| | \$1,702.97 | -\$142.13 | \$1,560.84 | \$0.00 | \$1,560.84 | | | | | | \$13,900.65 |
| | \$981.29 | -\$80.87 | \$900.42 | \$0.00 | \$900.42 | | | | | | \$7,285.56 |
| | \$3,393.93 | -\$279.78 | \$3,114.15 | \$0.00 | \$3,114.15 | | | | | | \$22,355.48 |
| | \$10,520.84 | -\$869.79 | \$9,651.05 | \$0.00 | \$9,651.05 | | | | | | \$22,676.22 |
| | \$13,086.72 | -\$1,082.20 | \$12,004.52 | \$0.00 | \$12,004.52 | | | | | | \$29,279.51 |
| | \$11,620.75 | -\$961.21 | \$10,659.54 | \$0.00 | \$10,659.54 | | | | | | \$29,489.21 |
| | \$5,340.31 | -\$442.51 | \$4,897.80 | \$0.00 | \$4,897.80 | | | | | | \$18,485.99 |
| \$117,318.03 | \$166,371.57 | -\$13,907.89 | \$152,463.68 | \$0.00 | \$152,463.68 | \$109,396.64 | -\$9,262.39 | \$100,134.25 | \$0.00 | \$100,134.25 | \$599,315.80 |

| GAZELLE 22 B2MD FED COM 2H NM 025 NM LEA | | | | GAZELLE 22 B2NC FED COM 2H NM 025 NM LEA | | | | GAZELLE 22 B3MD FED COM 1H NM 025 NM LEA | | | |
|--|------------------|------------------|------------------|--|-------------------|------------------|------------------|--|-------------------|-------------------|------------------|
| Sum of Owner Taxe | Sum of Owner Net | Sum of Owner Ded | Sum of Owner Net | Sum of Owner Valu | Sum of Owner Taxe | Sum of Owner Net | Sum of Owner Ded | Sum of Owner Net | Sum of Owner Valu | Sum of Owner Taxe | Sum of Owner Net |
| -\$1,253.69 | \$13,216.20 | \$0.00 | \$13,216.20 | \$4,295.93 | -\$371.52 | \$3,924.41 | \$0.00 | \$3,924.41 | \$36,217.37 | -\$3,127.71 | \$33,089.66 |
| -\$50.59 | \$542.54 | \$0.00 | \$542.54 | \$2,600.88 | -\$222.49 | \$2,378.39 | \$0.00 | \$2,378.39 | \$32,354.31 | -\$2,769.80 | \$29,584.51 |
| -\$101.82 | \$1,092.75 | \$0.00 | \$1,092.75 | \$2,102.41 | -\$179.95 | \$1,922.46 | \$0.00 | \$1,922.46 | \$36,795.14 | -\$3,156.43 | \$33,638.71 |
| -\$309.28 | \$3,322.13 | \$0.00 | \$3,322.13 | \$3,573.46 | -\$306.98 | \$3,266.48 | \$0.00 | \$3,266.48 | \$32,309.57 | -\$2,773.65 | \$29,535.92 |
| -\$1,017.36 | \$10,931.56 | \$0.00 | \$10,931.56 | \$2,505.49 | -\$215.53 | \$2,289.96 | \$0.00 | \$2,289.96 | \$35,487.44 | -\$3,043.43 | \$32,444.01 |
| -\$1,524.46 | \$16,428.41 | \$0.00 | \$16,428.41 | \$3,248.52 | -\$278.90 | \$2,969.62 | \$0.00 | \$2,969.62 | \$43,007.31 | -\$3,675.60 | \$39,331.71 |
| -\$1,409.58 | \$15,200.04 | \$0.00 | \$15,200.04 | \$4,240.34 | -\$363.06 | \$3,877.28 | \$0.00 | \$3,877.28 | \$39,520.99 | -\$3,384.46 | \$36,136.53 |
| -\$1,234.88 | \$13,359.06 | \$0.00 | \$13,359.06 | \$3,394.08 | -\$291.40 | \$3,102.68 | \$0.00 | \$3,102.68 | \$35,035.83 | -\$3,005.78 | \$32,030.05 |
| -\$1,813.48 | \$19,116.48 | \$0.00 | \$19,116.48 | \$3,891.64 | -\$340.81 | \$3,550.83 | \$0.00 | \$3,550.83 | \$38,289.85 | -\$3,334.29 | \$34,955.56 |
| -\$2,544.73 | \$26,848.16 | \$0.00 | \$26,848.16 | \$3,711.86 | -\$324.18 | \$3,387.68 | \$0.00 | \$3,387.68 | \$41,820.16 | -\$3,658.94 | \$38,161.22 |
| -\$2,708.53 | \$28,594.76 | \$0.00 | \$28,594.76 | \$3,513.60 | -\$306.03 | \$3,207.57 | \$0.00 | \$3,207.57 | \$41,391.66 | -\$3,606.70 | \$37,784.96 |
| -\$1,943.31 | \$20,508.65 | \$0.00 | \$20,508.65 | \$3,429.78 | -\$298.35 | \$3,131.43 | \$0.00 | \$3,131.43 | \$24,498.47 | -\$2,119.57 | \$22,378.90 |
| -\$2,674.64 | \$28,201.78 | \$0.00 | \$28,201.78 | \$3,532.28 | -\$307.81 | \$3,224.47 | \$0.00 | \$3,224.47 | \$36,063.47 | -\$3,130.29 | \$32,933.18 |
| -\$3,187.23 | \$33,611.49 | \$0.00 | \$33,611.49 | \$3,985.19 | -\$346.51 | \$3,638.68 | \$0.00 | \$3,638.68 | \$47,257.37 | -\$4,105.98 | \$43,151.39 |
| -\$131.76 | \$1,391.49 | \$0.00 | \$1,391.49 | \$93.14 | -\$7.98 | \$85.16 | \$0.00 | \$85.16 | \$1,398.11 | -\$120.94 | \$1,277.17 |
| -\$3,076.01 | \$32,422.66 | \$0.00 | \$32,422.66 | \$2,322.83 | -\$202.31 | \$2,120.52 | \$0.00 | \$2,120.52 | \$33,378.42 | -\$2,895.78 | \$30,482.64 |
| -\$2,288.48 | \$24,108.43 | \$0.00 | \$24,108.43 | \$1,622.59 | -\$141.00 | \$1,481.59 | \$0.00 | \$1,481.59 | \$29,960.42 | -\$2,602.22 | \$27,358.20 |
| -\$1,457.67 | \$15,382.56 | \$0.00 | \$15,382.56 | \$2,341.77 | -\$203.76 | \$2,138.01 | \$0.00 | \$2,138.01 | \$30,736.18 | -\$2,668.19 | \$28,067.99 |
| -\$1,853.56 | \$19,580.89 | \$0.00 | \$19,580.89 | \$2,519.46 | -\$218.77 | \$2,300.69 | \$0.00 | \$2,300.69 | \$30,530.17 | -\$2,646.19 | \$27,883.98 |
| -\$1,629.39 | \$17,194.33 | \$0.00 | \$17,194.33 | \$2,364.37 | -\$205.15 | \$2,159.22 | \$0.00 | \$2,159.22 | \$32,069.36 | -\$2,778.18 | \$29,291.18 |
| -\$2,007.52 | \$20,885.29 | \$0.00 | \$20,885.29 | \$3,457.99 | -\$303.93 | \$3,154.06 | \$0.00 | \$3,154.06 | \$26,704.63 | -\$2,346.10 | \$24,358.53 |
| -\$2,907.68 | \$30,248.37 | \$0.00 | \$30,248.37 | \$2,693.38 | -\$237.24 | \$2,456.14 | \$0.00 | \$2,456.14 | \$34,854.94 | -\$3,055.96 | \$31,798.98 |
| -\$2,325.84 | \$24,203.66 | \$0.00 | \$24,203.66 | \$2,439.25 | -\$214.57 | \$2,224.68 | \$0.00 | \$2,224.68 | \$30,657.61 | -\$2,693.93 | \$27,963.68 |
| -\$1,218.69 | \$12,681.96 | \$0.00 | \$12,681.96 | \$1,622.80 | -\$142.44 | \$1,480.36 | \$0.00 | \$1,480.36 | \$12,682.70 | -\$1,121.04 | \$11,561.66 |
| -\$638.11 | \$6,647.45 | \$0.00 | \$6,647.45 | -\$4,530.38 | \$399.22 | -\$4,131.16 | \$0.00 | -\$4,131.16 | \$6,100.07 | -\$534.53 | \$5,565.54 |
| -\$1,958.91 | \$20,396.57 | \$0.00 | \$20,396.57 | \$2,763.67 | -\$242.09 | \$2,521.58 | \$0.00 | \$2,521.58 | \$18,906.74 | -\$1,655.98 | \$17,250.76 |
| -\$1,991.47 | \$20,684.75 | \$0.00 | \$20,684.75 | \$44,551.13 | -\$3,914.65 | \$40,636.48 | \$0.00 | \$40,636.48 | \$25,309.33 | -\$2,220.75 | \$23,088.58 |
| -\$2,574.86 | \$26,704.65 | \$0.00 | \$26,704.65 | | | | | | \$43,731.68 | -\$3,837.12 | \$39,894.56 |
| -\$2,598.90 | \$26,890.31 | \$0.00 | \$26,890.31 | | | | | | \$44,245.95 | -\$3,893.03 | \$40,352.92 |
| -\$1,604.87 | \$16,881.12 | \$0.00 | \$16,881.12 | | | | | | \$49,196.32 | -\$4,246.62 | \$44,949.70 |
| -\$52,037.30 | \$547,278.50 | \$0.00 | \$547,278.50 | \$112,287.46 | -\$9,788.19 | \$102,499.27 | \$0.00 | \$102,499.27 | \$970,511.57 | -\$84,209.19 | \$886,302.38 |

| GAZELLE 22 B3MD FED COM 1H NM | | | | | GAZELLE 22 B3NC FED COM 1H NM 025 NM LEA | | | | | | |
|-------------------------------|------------------|-------------------|------------------|------------------|--|------------------|-------------------|------------------|------------------|------------------|------------------|
| | | | | | IBEX 10 B3MD FED COM 1H NM 025 NM LEA | | | | | | |
| Sum of Owner Ded | Sum of Owner Net | Sum of Owner Valu | Sum of Owner Tax | Sum of Owner Net | Sum of Owner Ded | Sum of Owner Net | Sum of Owner Valu | Sum of Owner Tax | Sum of Owner Net | Sum of Owner Ded | Sum of Owner Net |
| \$0.00 | \$33,089.66 | \$4,167.73 | -\$360.96 | \$3,806.77 | \$0.00 | \$3,806.77 | \$11,562.35 | -\$1,004.02 | \$10,558.33 | \$0.00 | \$10,558.33 |
| \$0.00 | \$29,584.51 | \$4,078.93 | -\$348.98 | \$3,729.95 | \$0.00 | \$3,729.95 | \$10,935.72 | -\$931.02 | \$10,004.70 | \$0.00 | \$10,004.70 |
| \$0.00 | \$33,638.71 | \$2,137.68 | -\$183.00 | \$1,954.68 | \$0.00 | \$1,954.68 | \$4,835.70 | -\$411.77 | \$4,423.93 | \$0.00 | \$4,423.93 |
| \$0.00 | \$29,535.92 | \$2,940.64 | -\$252.00 | \$2,688.64 | \$0.00 | \$2,688.64 | \$8,257.86 | -\$708.63 | \$7,549.23 | \$0.00 | \$7,549.23 |
| \$0.00 | \$32,444.01 | \$2,698.48 | -\$231.66 | \$2,466.82 | \$0.00 | \$2,466.82 | \$12,694.22 | -\$1,094.10 | \$11,600.12 | \$0.00 | \$11,600.12 |
| \$0.00 | \$39,331.71 | \$3,105.95 | -\$265.82 | \$2,840.13 | \$0.00 | \$2,840.13 | \$17,443.22 | -\$1,499.47 | \$15,943.75 | \$0.00 | \$15,943.75 |
| \$0.00 | \$36,136.53 | \$4,485.77 | -\$384.22 | \$4,101.55 | \$0.00 | \$4,101.55 | \$18,760.81 | -\$1,604.35 | \$17,156.46 | \$0.00 | \$17,156.46 |
| \$0.00 | \$32,030.05 | \$3,652.90 | -\$313.52 | \$3,339.38 | \$0.00 | \$3,339.38 | \$16,405.99 | -\$1,405.88 | \$15,000.11 | \$0.00 | \$15,000.11 |
| \$0.00 | \$34,955.56 | \$3,087.78 | -\$269.66 | \$2,818.12 | \$0.00 | \$2,818.12 | \$17,338.99 | -\$1,519.50 | \$15,819.49 | \$0.00 | \$15,819.49 |
| \$0.00 | \$38,161.22 | \$3,760.55 | -\$327.21 | \$3,433.34 | \$0.00 | \$3,433.34 | \$13,604.25 | -\$1,178.28 | \$12,425.97 | \$0.00 | \$12,425.97 |
| \$0.00 | \$37,784.96 | \$3,123.89 | -\$271.91 | \$2,851.98 | \$0.00 | \$2,851.98 | \$12,148.12 | -\$1,051.33 | \$11,096.79 | \$0.00 | \$11,096.79 |
| \$0.00 | \$22,378.90 | \$3,050.98 | -\$265.16 | \$2,785.82 | \$0.00 | \$2,785.82 | \$10,357.72 | -\$899.63 | \$9,458.09 | \$0.00 | \$9,458.09 |
| \$0.00 | \$32,933.18 | \$3,480.98 | -\$302.54 | \$3,178.44 | \$0.00 | \$3,178.44 | \$9,068.11 | -\$787.07 | \$8,281.04 | \$0.00 | \$8,281.04 |
| \$0.00 | \$43,151.39 | \$4,181.32 | -\$363.75 | \$3,817.57 | \$0.00 | \$3,817.57 | \$10,751.28 | -\$933.08 | \$9,818.20 | \$0.00 | \$9,818.20 |
| \$0.00 | \$1,277.17 | \$110.02 | -\$9.43 | \$100.59 | \$0.00 | \$100.59 | \$3,633.27 | -\$318.46 | \$3,314.81 | \$0.00 | \$3,314.81 |
| \$0.00 | \$30,482.64 | \$2,765.63 | -\$240.95 | \$2,524.68 | \$0.00 | \$2,524.68 | \$8,950.77 | -\$773.63 | \$8,177.14 | \$0.00 | \$8,177.14 |
| \$0.00 | \$27,358.20 | \$2,128.54 | -\$185.24 | \$1,943.30 | \$0.00 | \$1,943.30 | \$8,453.65 | -\$730.38 | \$7,723.27 | \$0.00 | \$7,723.27 |
| \$0.00 | \$28,067.99 | \$2,081.23 | -\$181.20 | \$1,900.03 | \$0.00 | \$1,900.03 | \$8,873.58 | -\$766.69 | \$8,106.89 | \$0.00 | \$8,106.89 |
| \$0.00 | \$27,883.98 | \$2,278.98 | -\$197.98 | \$2,081.00 | \$0.00 | \$2,081.00 | \$9,193.21 | -\$794.34 | \$8,398.87 | \$0.00 | \$8,398.87 |
| \$0.00 | \$29,291.18 | \$1,886.94 | -\$164.18 | \$1,722.76 | \$0.00 | \$1,722.76 | \$9,633.54 | -\$832.91 | \$8,800.63 | \$0.00 | \$8,800.63 |
| \$0.00 | \$24,358.53 | \$1,650.81 | -\$145.65 | \$1,505.16 | \$0.00 | \$1,505.16 | \$9,786.81 | -\$857.07 | \$8,929.74 | \$0.00 | \$8,929.74 |
| \$0.00 | \$31,798.98 | \$2,098.11 | -\$184.56 | \$1,913.55 | \$0.00 | \$1,913.55 | \$9,600.10 | -\$841.44 | \$8,758.66 | \$0.00 | \$8,758.66 |
| \$0.00 | \$27,963.68 | \$2,540.28 | -\$223.47 | \$2,316.81 | \$0.00 | \$2,316.81 | \$7,927.02 | -\$694.83 | \$7,232.19 | \$0.00 | \$7,232.19 |
| \$0.00 | \$11,561.66 | \$2,055.71 | -\$180.52 | \$1,875.19 | \$0.00 | \$1,875.19 | \$2,492.12 | -\$218.57 | \$2,273.55 | \$0.00 | \$2,273.55 |
| \$0.00 | \$5,565.54 | -\$5,188.76 | \$457.54 | -\$4,731.22 | \$0.00 | -\$4,731.22 | \$3,575.98 | -\$313.02 | \$3,262.96 | \$0.00 | \$3,262.96 |
| \$0.00 | \$17,250.76 | \$3,537.86 | -\$309.89 | \$3,227.97 | \$0.00 | \$3,227.97 | \$9,796.07 | -\$857.84 | \$8,938.23 | \$0.00 | \$8,938.23 |
| \$0.00 | \$23,088.58 | \$52,079.36 | -\$4,578.78 | \$47,500.58 | \$0.00 | \$47,500.58 | \$10,892.15 | -\$954.57 | \$9,937.58 | \$0.00 | \$9,937.58 |
| \$0.00 | \$39,894.56 | | | | | | \$23,897.66 | -\$2,095.46 | \$21,802.20 | \$0.00 | \$21,802.20 |
| \$0.00 | \$40,352.92 | | | | | | \$30,493.91 | -\$2,678.53 | \$27,815.38 | \$0.00 | \$27,815.38 |
| \$0.00 | \$44,949.70 | | | | | | \$22,477.80 | -\$1,974.11 | \$20,503.69 | \$0.00 | \$20,503.69 |
| \$0.00 | \$886,302.38 | \$117,978.29 | -\$10,284.70 | \$107,693.59 | \$0.00 | \$107,693.59 | \$353,841.98 | -\$30,729.98 | \$323,112.00 | \$0.00 | \$323,112.00 |

| IBEX 10 B3NC FED COM 1H NM 025 NM LEA | | | | IBEX 10 B3OB FED COM 1H NM 025 NM LEA | | | | IBEX 15/10 B1PA FED COM 2H NM 025 | | | |
|---------------------------------------|-------------------|------------------|------------------|---------------------------------------|-------------------|-------------------|------------------|-----------------------------------|------------------|-------------------|-------------------|
| Sum of Owner Valu | Sum of Owner Taxe | Sum of Owner Net | Sum of Owner Ded | Sum of Owner Net | Sum of Owner Valu | Sum of Owner Taxe | Sum of Owner Net | Sum of Owner Ded | Sum of Owner Net | Sum of Owner Valu | Sum of Owner Taxe |
| \$7,997.38 | -\$690.90 | \$7,306.48 | \$0.00 | \$7,306.48 | \$4,911.89 | -\$419.78 | \$4,492.11 | \$0.00 | \$4,492.11 | -\$1.05 | \$0.10 |
| \$8,299.45 | -\$706.61 | \$7,592.84 | \$0.00 | \$7,592.84 | \$5,652.60 | -\$481.30 | \$5,171.30 | \$0.00 | \$5,171.30 | -\$0.33 | \$0.03 |
| \$6,350.00 | -\$540.68 | \$5,809.32 | \$0.00 | \$5,809.32 | \$3,664.18 | -\$319.80 | \$3,344.38 | \$0.00 | \$3,344.38 | -\$0.44 | \$0.04 |
| \$6,510.52 | -\$559.24 | \$5,951.28 | \$0.00 | \$5,951.28 | \$2,858.62 | -\$243.48 | \$2,615.14 | \$0.00 | \$2,615.14 | -\$3.25 | \$0.30 |
| \$10,286.09 | -\$887.33 | \$9,398.76 | \$0.00 | \$9,398.76 | \$5,004.66 | -\$427.41 | \$4,577.25 | \$0.00 | \$4,577.25 | -\$3.09 | \$0.29 |
| \$10,896.73 | -\$938.67 | \$9,958.06 | \$0.00 | \$9,958.06 | \$5,302.08 | -\$448.83 | \$4,853.25 | \$0.00 | \$4,853.25 | -\$3.63 | \$0.34 |
| \$16,902.64 | -\$1,481.55 | \$15,421.09 | \$0.00 | \$15,421.09 | \$6,014.93 | -\$509.69 | \$5,505.24 | \$0.00 | \$5,505.24 | -\$4,275.27 | \$372.84 |
| \$14,697.10 | -\$1,288.84 | \$13,408.26 | \$0.00 | \$13,408.26 | \$5,468.13 | -\$464.09 | \$5,004.04 | \$0.00 | \$5,004.04 | \$319.83 | -\$27.61 |
| \$16,423.93 | -\$1,460.96 | \$14,962.97 | \$0.00 | \$14,962.97 | \$4,527.83 | -\$393.28 | \$4,134.55 | \$0.00 | \$4,134.55 | \$413.45 | -\$36.36 |
| \$16,426.90 | -\$1,450.01 | \$14,976.89 | \$0.00 | \$14,976.89 | \$5,218.80 | -\$450.04 | \$4,768.76 | \$0.00 | \$4,768.76 | \$446.74 | -\$39.08 |
| \$11,885.41 | -\$1,041.99 | \$10,843.42 | \$0.00 | \$10,843.42 | \$2,399.76 | -\$203.90 | \$2,195.86 | \$0.00 | \$2,195.86 | \$506.45 | -\$44.20 |
| \$10,137.00 | -\$884.43 | \$9,252.57 | \$0.00 | \$9,252.57 | \$4,812.69 | -\$417.18 | \$4,395.51 | \$0.00 | \$4,395.51 | \$537.07 | -\$46.74 |
| \$13,640.04 | -\$1,196.33 | \$12,443.71 | \$0.00 | \$12,443.71 | \$5,175.93 | -\$447.92 | \$4,728.01 | \$0.00 | \$4,728.01 | \$521.08 | -\$45.33 |
| \$13,234.29 | -\$1,160.80 | \$12,073.49 | \$0.00 | \$12,073.49 | \$5,960.86 | -\$515.61 | \$5,445.25 | \$0.00 | \$5,445.25 | \$954.89 | -\$83.14 |
| \$1,927.70 | -\$169.38 | \$1,758.32 | \$0.00 | \$1,758.32 | \$1,249.37 | -\$108.82 | \$1,140.55 | \$0.00 | \$1,140.55 | \$446.74 | -\$38.92 |
| \$7,099.39 | -\$617.02 | \$6,482.37 | \$0.00 | \$6,482.37 | \$3,053.68 | -\$267.88 | \$2,785.80 | \$0.00 | \$2,785.80 | \$101.18 | -\$8.83 |
| \$4,364.57 | -\$379.36 | \$3,985.21 | \$0.00 | \$3,985.21 | \$1,598.42 | -\$140.81 | \$1,457.61 | \$0.00 | \$1,457.61 | \$0.20 | -\$0.02 |
| \$7,224.66 | -\$628.49 | \$6,596.17 | \$0.00 | \$6,596.17 | \$1,457.41 | -\$126.81 | \$1,330.60 | \$0.00 | \$1,330.60 | | |
| \$8,309.94 | -\$720.03 | \$7,589.91 | \$0.00 | \$7,589.91 | \$2,434.71 | -\$211.10 | \$2,223.61 | \$0.00 | \$2,223.61 | | |
| \$9,867.99 | -\$856.28 | \$9,011.71 | \$0.00 | \$9,011.71 | \$5,595.54 | -\$485.92 | \$5,109.62 | \$0.00 | \$5,109.62 | | |
| \$12,267.90 | -\$1,076.67 | \$11,191.23 | \$0.00 | \$11,191.23 | \$6,452.09 | -\$566.63 | \$5,885.46 | \$0.00 | \$5,885.46 | | |
| \$9,510.99 | -\$843.72 | \$8,667.27 | \$0.00 | \$8,667.27 | \$5,598.94 | -\$491.42 | \$5,107.52 | \$0.00 | \$5,107.52 | | |
| \$12,773.32 | -\$1,122.46 | \$11,650.86 | \$0.00 | \$11,650.86 | \$4,438.77 | -\$389.87 | \$4,048.90 | \$0.00 | \$4,048.90 | | |
| \$3,354.00 | -\$293.53 | \$3,060.47 | \$0.00 | \$3,060.47 | \$1,896.02 | -\$167.22 | \$1,728.80 | \$0.00 | \$1,728.80 | | |
| \$4,139.66 | -\$362.43 | \$3,777.23 | \$0.00 | \$3,777.23 | \$2,307.77 | -\$202.11 | \$2,105.66 | \$0.00 | \$2,105.66 | | |
| \$11,473.11 | -\$1,005.35 | \$10,467.76 | \$0.00 | \$10,467.76 | \$5,172.40 | -\$453.12 | \$4,719.28 | \$0.00 | \$4,719.28 | | |
| \$11,361.66 | -\$998.01 | \$10,363.65 | \$0.00 | \$10,363.65 | \$7,514.05 | -\$659.12 | \$6,854.93 | \$0.00 | \$6,854.93 | | |
| \$17,155.55 | -\$1,506.75 | \$15,648.80 | \$0.00 | \$15,648.80 | \$9,362.38 | -\$821.61 | \$8,540.77 | \$0.00 | \$8,540.77 | | |
| \$18,087.58 | -\$1,595.13 | \$16,492.45 | \$0.00 | \$16,492.45 | \$12,052.91 | -\$1,059.25 | \$10,993.66 | \$0.00 | \$10,993.66 | | |
| \$19,467.02 | -\$1,714.43 | \$17,752.59 | \$0.00 | \$17,752.59 | \$10,483.98 | -\$919.32 | \$9,564.66 | \$0.00 | \$9,564.66 | | |
| \$322,072.52 | -\$28,177.38 | \$293,895.14 | \$0.00 | \$293,895.14 | \$147,641.40 | -\$12,813.32 | \$134,828.08 | \$0.00 | \$134,828.08 | -\$39.43 | \$3.71 |

54

| INLAND 26/23 B2 OXY BYPASS 16 STATE 1 NM 015 NM EDDY | | | | | | PRONGHORN 15 B3BO FED COM 1H NM 025 NM LEA | | | | | | PRONGHORN 15 B3 | |
|--|-------------------|------------------|------------------|------------------|------------------|--|------------------|------------------|------------------|------------------|-------------------|-----------------|--|
| Sum of Owner Net | Sum of Owner Valu | Sum of Owner Tax | Sum of Owner Net | Sum of Owner Ded | Sum of Owner Net | Sum of Owner Valu | Sum of Owner Tax | Sum of Owner Net | Sum of Owner Ded | Sum of Owner Net | Sum of Owner Valu | | |
| \$0.00 | | | | | | \$11,066.27 | -\$945.73 | \$10,120.54 | \$0.00 | \$10,120.54 | \$17,564.26 | | |
| \$0.00 | | | | | | \$13,215.55 | -\$1,125.06 | \$12,090.49 | \$0.00 | \$12,090.49 | \$12,877.85 | | |
| \$0.00 | | | | | | \$15,656.14 | -\$1,342.65 | \$14,313.49 | \$0.00 | \$14,313.49 | \$9,264.57 | | |
| \$0.00 | | | | | | \$10,470.21 | -\$892.88 | \$9,577.33 | \$0.00 | \$9,577.33 | \$10,803.91 | | |
| \$0.00 | | | | | | \$8,462.76 | -\$722.30 | \$7,740.46 | \$0.00 | \$7,740.46 | \$10,066.06 | | |
| \$0.00 | -\$3.21 | \$0.28 | -\$2.93 | \$0.00 | -\$2.93 | \$9,526.75 | -\$806.34 | \$8,720.41 | \$0.00 | \$8,720.41 | \$10,599.21 | | |
| \$0.00 | | | | | | \$10,210.10 | -\$865.85 | \$9,344.25 | \$0.00 | \$9,344.25 | \$9,583.05 | | |
| \$0.00 | | | | | | \$8,496.86 | -\$722.05 | \$7,774.81 | \$0.00 | \$7,774.81 | \$7,618.19 | | |
| \$0.00 | | | | | | \$11,841.84 | -\$1,037.32 | \$10,804.52 | \$0.00 | \$10,804.52 | \$11,148.77 | | |
| \$0.00 | | | | | | \$9,798.47 | -\$847.84 | \$8,950.63 | \$0.00 | \$8,950.63 | \$12,391.31 | | |
| \$0.00 | | | | | | \$10,660.71 | -\$918.80 | \$9,741.91 | \$0.00 | \$9,741.91 | \$13,361.08 | | |
| \$0.00 | | | | | | \$10,579.84 | -\$916.86 | \$9,662.98 | \$0.00 | \$9,662.98 | \$11,355.29 | | |
| \$0.00 | \$2.99 | -\$0.30 | \$2.69 | \$0.00 | \$2.69 | \$9,015.36 | -\$780.07 | \$8,235.29 | \$0.00 | \$8,235.29 | \$8,488.33 | | |
| \$0.00 | \$8.68 | -\$0.87 | \$7.81 | \$0.00 | \$7.81 | \$10,420.35 | -\$901.44 | \$9,518.91 | \$0.00 | \$9,518.91 | \$9,478.91 | | |
| \$0.00 | \$57.58 | -\$5.32 | \$52.26 | \$0.00 | \$52.26 | \$4,565.97 | -\$400.26 | \$4,165.71 | \$0.00 | \$4,165.71 | \$694.88 | | |
| \$0.00 | \$3.91 | -\$0.39 | \$3.52 | \$0.00 | \$3.52 | \$13,685.27 | -\$1,187.97 | \$12,497.30 | \$0.00 | \$12,497.30 | \$7,932.37 | | |
| \$0.00 | \$3.52 | -\$0.93 | \$2.59 | \$0.00 | \$2.59 | \$6,846.45 | -\$594.23 | \$6,252.22 | \$0.00 | \$6,252.22 | \$6,577.05 | | |
| | | | | | | \$9,388.68 | -\$815.97 | \$8,572.71 | \$0.00 | \$8,572.71 | \$9,063.80 | | |
| | | | | | | \$6,972.43 | -\$604.71 | \$6,367.72 | \$0.00 | \$6,367.72 | \$8,013.22 | | |
| | | | | | | \$6,773.21 | -\$588.43 | \$6,184.78 | \$0.00 | \$6,184.78 | \$9,738.55 | | |
| | | | | | | \$8,166.92 | -\$717.97 | \$7,448.95 | \$0.00 | \$7,448.95 | \$9,941.36 | | |
| | | | | | | \$7,688.92 | -\$675.37 | \$7,013.55 | \$0.00 | \$7,013.55 | \$9,279.53 | | |
| | | | | | | \$8,013.93 | -\$703.37 | \$7,310.56 | \$0.00 | \$7,310.56 | \$9,833.07 | | |
| | | | | | | \$2,499.18 | -\$219.09 | \$2,280.09 | \$0.00 | \$2,280.09 | \$3,806.35 | | |
| | | | | | | \$3,037.93 | -\$266.00 | \$2,771.93 | \$0.00 | \$2,771.93 | \$4,175.03 | | |
| | | | | | | \$7,969.09 | -\$698.17 | \$7,270.92 | \$0.00 | \$7,270.92 | \$5,225.33 | | |
| | | | | | | \$6,900.44 | -\$604.11 | \$6,296.33 | \$0.00 | \$6,296.33 | \$6,075.45 | | |
| | | | | | | \$13,300.39 | -\$1,167.06 | \$12,133.33 | \$0.00 | \$12,133.33 | \$8,820.60 | | |
| | | | | | | \$16,203.37 | -\$1,426.98 | \$14,776.39 | \$0.00 | \$14,776.39 | \$11,316.25 | | |
| | | | | | | \$13,384.10 | -\$1,176.79 | \$12,207.31 | \$0.00 | \$12,207.31 | \$13,738.68 | | |
| \$0.00 | \$73.47 | -\$7.53 | \$65.94 | \$0.00 | \$65.94 | \$284,817.49 | -\$24,671.67 | \$260,145.82 | \$0.00 | \$260,145.82 | \$278,832.31 | | |

| PRONGHORN 15 B3CN FED COM 1H NM 025 NM LEA | | | PRONGHORN 15 B3DM FED COM 1H NM 025 NM LEA | | | JIB CLEARING - REVENUE TX 999 | | | | | |
|--|------------------|------------------|--|-------------------|-------------------|-------------------------------|------------------|------------------|-------------------|-------------------|------------------|
| Sum of Owner Taxe | Sum of Owner Net | Sum of Owner Ded | Sum of Owner Net | Sum of Owner Valu | Sum of Owner Taxe | Sum of Owner Net | Sum of Owner Ded | Sum of Owner Net | Sum of Owner Valu | Sum of Owner Taxe | Sum of Owner Net |
| -\$1,526.80 | \$16,037.46 | \$0.00 | \$16,037.46 | \$9,536.19 | -\$840.06 | \$8,696.13 | \$0.00 | \$8,696.13 | \$0.00 | \$0.00 | \$0.00 |
| -\$1,129.96 | \$11,747.89 | \$0.00 | \$11,747.89 | \$3,859.29 | -\$328.63 | \$3,530.66 | \$0.00 | \$3,530.66 | \$0.00 | \$0.00 | \$0.00 |
| -\$797.94 | \$8,466.63 | \$0.00 | \$8,466.63 | \$8,155.78 | -\$711.21 | \$7,444.57 | \$0.00 | \$7,444.57 | \$0.00 | \$0.00 | \$0.00 |
| -\$931.93 | \$9,871.98 | \$0.00 | \$9,871.98 | \$8,369.56 | -\$723.88 | \$7,645.68 | \$0.00 | \$7,645.68 | \$0.00 | \$0.00 | \$0.00 |
| -\$871.99 | \$9,194.07 | \$0.00 | \$9,194.07 | \$8,170.23 | -\$706.94 | \$7,463.29 | \$0.00 | \$7,463.29 | \$0.00 | \$0.00 | \$0.00 |
| -\$921.48 | \$9,677.73 | \$0.00 | \$9,677.73 | \$7,849.59 | -\$675.79 | \$7,173.80 | \$0.00 | \$7,173.80 | \$0.00 | \$0.00 | \$0.00 |
| -\$824.14 | \$8,758.91 | \$0.00 | \$8,758.91 | \$10,366.26 | -\$883.91 | \$9,482.35 | \$0.00 | \$9,482.35 | \$0.00 | \$0.00 | \$0.00 |
| -\$655.63 | \$6,962.56 | \$0.00 | \$6,962.56 | \$9,039.80 | -\$774.82 | \$8,264.98 | \$0.00 | \$8,264.98 | | | |
| -\$972.45 | \$10,176.32 | \$0.00 | \$10,176.32 | \$7,284.12 | -\$636.43 | \$6,647.69 | \$0.00 | \$6,647.69 | | | |
| -\$1,080.51 | \$11,310.80 | \$0.00 | \$11,310.80 | \$8,299.92 | -\$724.10 | \$7,575.82 | \$0.00 | \$7,575.82 | | | |
| -\$1,162.34 | \$12,198.74 | \$0.00 | \$12,198.74 | \$8,471.21 | -\$737.10 | \$7,734.11 | \$0.00 | \$7,734.11 | | | |
| -\$984.24 | \$10,371.05 | \$0.00 | \$10,371.05 | \$8,625.19 | -\$748.69 | \$7,876.50 | \$0.00 | \$7,876.50 | | | |
| -\$739.02 | \$7,749.31 | \$0.00 | \$7,749.31 | \$9,674.11 | -\$840.19 | \$8,833.92 | \$0.00 | \$8,833.92 | \$0.00 | \$0.00 | \$0.00 |
| -\$826.10 | \$8,652.81 | \$0.00 | \$8,652.81 | \$9,919.88 | -\$852.99 | \$9,066.89 | \$0.00 | \$9,066.89 | \$0.00 | \$0.00 | \$0.00 |
| -\$60.12 | \$634.76 | \$0.00 | \$634.76 | -\$2,028.74 | \$202.76 | -\$1,825.98 | \$0.00 | -\$1,825.98 | \$0.00 | \$0.00 | \$0.00 |
| -\$700.62 | \$7,231.75 | \$0.00 | \$7,231.75 | \$7,556.28 | -\$660.93 | \$6,895.35 | \$0.00 | \$6,895.35 | \$0.00 | \$0.00 | \$0.00 |
| -\$578.22 | \$5,998.83 | \$0.00 | \$5,998.83 | \$4,154.92 | -\$348.22 | \$3,806.70 | \$0.00 | \$3,806.70 | \$0.00 | \$0.00 | \$0.00 |
| -\$796.24 | \$8,267.56 | \$0.00 | \$8,267.56 | \$6,096.30 | -\$531.98 | \$5,564.32 | \$0.00 | \$5,564.32 | \$0.00 | \$0.00 | \$0.00 |
| -\$700.53 | \$7,312.69 | \$0.00 | \$7,312.69 | \$5,599.00 | -\$480.33 | \$5,118.67 | \$0.00 | \$5,118.67 | \$0.00 | \$0.00 | \$0.00 |
| -\$851.90 | \$8,886.65 | \$0.00 | \$8,886.65 | \$5,651.06 | -\$488.59 | \$5,162.47 | \$0.00 | \$5,162.47 | \$0.00 | \$0.00 | \$0.00 |
| -\$876.87 | \$9,064.49 | \$0.00 | \$9,064.49 | \$8,484.27 | -\$747.40 | \$7,736.87 | \$0.00 | \$7,736.87 | \$0.00 | \$0.00 | \$0.00 |
| -\$818.56 | \$8,460.97 | \$0.00 | \$8,460.97 | \$6,014.86 | -\$530.20 | \$5,484.66 | \$0.00 | \$5,484.66 | | | |
| -\$867.63 | \$8,965.44 | \$0.00 | \$8,965.44 | \$6,260.81 | -\$553.47 | \$5,707.34 | \$0.00 | \$5,707.34 | -\$44,896.06 | \$0.00 | \$0.00 |
| -\$336.43 | \$3,469.92 | \$0.00 | \$3,469.92 | \$2,191.55 | -\$195.23 | \$1,996.32 | \$0.00 | \$1,996.32 | -\$31,299.50 | \$0.00 | \$0.00 |
| -\$365.62 | \$3,809.41 | \$0.00 | \$3,809.41 | \$2,505.13 | -\$219.54 | \$2,285.59 | \$0.00 | \$2,285.59 | | | |
| -\$458.06 | \$4,767.27 | \$0.00 | \$4,767.27 | \$6,119.40 | -\$536.77 | \$5,582.63 | \$0.00 | \$5,582.63 | -\$66,556.94 | \$0.00 | \$0.00 |
| -\$533.19 | \$5,542.26 | \$0.00 | \$5,542.26 | \$7,553.37 | -\$664.33 | \$6,889.04 | \$0.00 | \$6,889.04 | | | |
| -\$775.01 | \$8,045.59 | \$0.00 | \$8,045.59 | \$12,946.54 | -\$1,138.30 | \$11,808.24 | \$0.00 | \$11,808.24 | | | |
| -\$998.23 | \$10,318.02 | \$0.00 | \$10,318.02 | \$14,873.87 | -\$1,313.71 | \$13,560.16 | \$0.00 | \$13,560.16 | | | |
| -\$1,207.91 | \$12,530.77 | \$0.00 | \$12,530.77 | \$14,760.96 | -\$1,299.62 | \$13,461.34 | \$0.00 | \$13,461.34 | | | |
| -\$24,349.67 | \$254,482.64 | \$0.00 | \$254,482.64 | \$226,360.71 | -\$19,690.60 | \$206,670.11 | \$0.00 | \$206,670.11 | -\$142,752.50 | \$0.00 | \$0.00 |

| JIB CLEARING - REVENUE TX 999 | | Total Sum of Owne | Total Sum of Owne | Total Sum of Owne | Total Sum of Owne | Total Sum of Owner | Net Value |
|-------------------------------|------------------------|-------------------|-------------------|-------------------|-------------------|--------------------|-----------|
| Sum of Owner Ded | Sum of Owner Net Value | | | | | | |
| -\$105,662.83 | -\$105,662.83 | \$141,771.00 | -\$12,256.42 | \$129,514.58 | -\$105,662.83 | \$23,851.75 | |
| -\$91,820.80 | -\$91,820.80 | \$117,354.38 | -\$10,053.60 | \$107,300.78 | -\$91,820.80 | \$15,479.98 | |
| -\$36,960.19 | -\$36,960.19 | \$108,278.38 | -\$9,310.36 | \$98,968.02 | -\$36,960.19 | \$62,007.83 | |
| -\$21,530.76 | -\$21,530.76 | \$107,585.18 | -\$9,224.72 | \$98,360.46 | -\$21,530.76 | \$76,829.70 | |
| -\$28,098.45 | -\$28,098.45 | \$125,926.08 | -\$10,801.50 | \$115,124.58 | -\$28,098.45 | \$87,026.13 | |
| -\$72,226.67 | -\$72,226.67 | \$152,189.47 | -\$13,009.61 | \$139,179.86 | -\$72,226.67 | \$66,953.19 | |
| -\$145,956.06 | -\$145,956.06 | \$159,598.94 | -\$13,642.88 | \$145,956.06 | -\$145,956.06 | \$0.00 | |
| | | \$144,242.13 | -\$12,340.57 | \$131,901.56 | \$0.00 | \$131,901.56 | |
| | | \$160,270.91 | -\$13,921.76 | \$146,349.15 | \$0.00 | \$146,349.15 | |
| | | \$166,483.49 | -\$14,433.74 | \$152,049.75 | \$0.00 | \$152,049.75 | |
| | | \$170,538.01 | -\$14,704.59 | \$155,833.42 | \$0.00 | \$155,833.42 | |
| | | \$135,003.73 | -\$11,622.64 | \$123,381.09 | \$0.00 | \$123,381.09 | |
| -\$50,785.72 | -\$50,785.72 | \$141,670.74 | -\$12,263.55 | \$129,407.19 | -\$50,785.72 | \$78,621.47 | |
| -\$13,607.80 | -\$13,607.80 | \$170,872.83 | -\$14,772.22 | \$156,100.61 | -\$13,607.80 | \$142,492.81 | |
| -\$16,231.84 | -\$16,231.84 | \$44,339.12 | -\$3,806.82 | \$40,532.30 | -\$16,231.84 | \$24,300.46 | |
| -\$23,129.34 | -\$23,129.34 | \$156,383.02 | -\$13,482.09 | \$142,900.93 | -\$23,129.34 | \$119,771.59 | |
| -\$21,438.21 | -\$21,438.21 | \$120,324.81 | -\$10,347.92 | \$109,976.89 | -\$21,438.21 | \$88,538.68 | |
| -\$17,135.79 | -\$17,135.79 | \$98,661.96 | -\$8,556.64 | \$90,105.32 | -\$17,135.79 | \$72,969.53 | |
| -\$18,425.26 | -\$18,425.26 | \$109,617.19 | -\$9,452.49 | \$100,164.70 | -\$18,425.26 | \$81,739.44 | |
| -\$20,788.92 | -\$20,788.92 | \$116,950.08 | -\$10,091.99 | \$106,858.09 | -\$20,788.92 | \$86,069.17 | |
| -\$70,420.94 | -\$70,420.94 | \$125,124.47 | -\$10,918.00 | \$114,206.47 | -\$70,420.94 | \$43,785.53 | |
| | | \$129,399.47 | -\$11,325.59 | \$118,073.88 | \$0.00 | \$118,073.88 | |
| \$0.00 | -\$44,896.06 | \$75,628.43 | -\$10,545.65 | \$109,978.84 | \$0.00 | \$65,082.78 | |
| \$0.00 | -\$31,299.50 | \$18,606.07 | -\$4,376.85 | \$45,528.72 | \$0.00 | \$14,229.22 | |
| | | \$25,344.55 | -\$2,204.19 | \$23,140.36 | \$0.00 | \$23,140.36 | |
| \$0.00 | -\$66,556.94 | \$33,560.98 | -\$8,736.63 | \$91,381.29 | \$0.00 | \$24,824.35 | |
| | | \$215,978.41 | -\$18,860.42 | \$197,117.99 | \$0.00 | \$197,117.99 | |
| | | \$185,053.87 | -\$16,112.94 | \$168,940.93 | \$0.00 | \$168,940.93 | |
| | | \$200,237.42 | -\$17,505.24 | \$182,732.18 | \$0.00 | \$182,732.18 | |
| | | \$172,716.89 | -\$15,032.06 | \$157,684.83 | \$0.00 | \$157,684.83 | |
| -\$754,219.58 | -\$896,972.08 | \$3,829,712.01 | -\$343,713.68 | \$3,628,750.83 | -\$754,219.58 | \$2,731,778.75 | |

REVENUE

| Check Date | Check Number | Check Amount | Sum of Owner Value | Sum of Owner Taxes | Sum of Owner Net Val before Netting | Sum of Owner Deducts | Sum of Owner Net Value | |
|-------------|--------------|--------------|--------------------|--------------------|-------------------------------------|----------------------|------------------------|--------------|
| (blank) | (blank) | (blank) | | | | | | |
| 6/15/2022 | 1269170 | 23851.75 | \$141,771.00 | -\$12,256.42 | \$129,514.58 | -\$105,662.83 | \$23,851.75 | \$23,851.75 |
| 5/15/2022 | 1260537 | 15479.98 | \$117,354.38 | -\$10,053.60 | \$107,300.78 | -\$91,820.80 | \$15,479.98 | \$15,479.98 |
| 4/15/2022 | 1247409 | 62007.83 | \$108,278.38 | -\$9,310.36 | \$98,968.02 | -\$36,960.19 | \$62,007.83 | \$62,007.83 |
| 3/15/2022 | 1235995 | 76829.7 | \$107,585.18 | -\$9,224.72 | \$98,360.46 | -\$21,530.76 | \$76,829.70 | \$76,829.70 |
| 2/15/2022 | 1228405 | 87026.13 | \$125,926.08 | -\$10,801.50 | \$115,124.58 | -\$28,098.45 | \$87,026.13 | \$87,026.13 |
| 1/15/2022 | 1219398 | 66953.19 | \$152,189.47 | -\$13,009.61 | \$139,179.86 | -\$72,226.67 | \$66,953.19 | \$66,953.19 |
| 12/15/2021 | 1216955 | 0 | \$159,598.94 | -\$13,642.88 | \$145,956.06 | -\$145,956.06 | \$0.00 | \$0.00 |
| 11/15/2021 | 1205035 | 131901.56 | \$144,242.13 | -\$12,340.57 | \$131,901.56 | \$0.00 | \$131,901.56 | \$131,901.56 |
| 10/15/2021 | 1197690 | 146349.15 | \$160,270.91 | -\$13,921.76 | \$146,349.15 | \$0.00 | \$146,349.15 | \$146,349.15 |
| 9/15/2021 | 1189500 | 152049.75 | \$166,483.49 | -\$14,433.74 | \$152,049.75 | \$0.00 | \$152,049.75 | \$152,049.75 |
| 8/15/2021 | 1181494 | 155832.95 | \$170,538.01 | -\$14,704.59 | \$155,833.42 | \$0.00 | \$155,833.42 | \$155,833.42 |
| 7/15/2021 | 1175265 | 123381.09 | \$135,003.73 | -\$11,622.64 | \$123,381.09 | \$0.00 | \$123,381.09 | \$123,381.09 |
| 6/15/2021 | 1165697 | 78621.47 | \$141,670.74 | -\$12,263.55 | \$129,407.19 | -\$50,785.72 | \$78,621.47 | \$78,621.47 |
| 5/15/2021 | 1160463 | 142492.81 | \$170,872.83 | -\$14,772.22 | \$156,100.61 | -\$13,607.80 | \$142,492.81 | \$142,492.81 |
| 4/15/2021 | 1153028 | 24300.46 | \$44,339.12 | -\$3,806.82 | \$40,532.30 | -\$16,231.84 | \$24,300.46 | \$24,300.46 |
| 3/15/2021 | 1139381 | 119771.59 | \$156,383.02 | -\$13,482.09 | \$142,900.93 | -\$23,129.34 | \$119,771.59 | \$119,771.59 |
| 2/15/2021 | 1134430 | 88538.68 | \$120,324.81 | -\$10,347.92 | \$109,976.89 | -\$21,438.21 | \$88,538.68 | \$88,538.68 |
| 1/15/2021 | 1125420 | 72969.53 | \$98,661.96 | -\$8,556.64 | \$90,105.32 | -\$17,135.79 | \$72,969.53 | \$72,969.53 |
| 12/15/2020 | 1121977 | 81739.44 | \$109,617.19 | -\$9,452.49 | \$100,164.70 | -\$18,425.26 | \$81,739.44 | \$81,739.44 |
| 11/15/2020 | 1112628 | 86069.17 | \$116,950.08 | -\$10,091.99 | \$106,858.09 | -\$20,788.92 | \$86,069.17 | \$86,069.17 |
| 10/15/2020 | 1109596 | 43785.53 | \$125,124.47 | -\$10,918.00 | \$114,206.47 | -\$70,420.94 | \$43,785.53 | \$43,785.53 |
| 9/15/2020 | 1102563 | 118073.88 | \$129,399.47 | -\$11,325.59 | \$118,073.88 | \$0.00 | \$118,073.88 | \$118,073.88 |
| 8/15/2020 | 1096909 | 65082.78 | \$75,628.43 | -\$10,545.65 | \$109,978.84 | \$0.00 | \$65,082.78 | \$65,082.78 |
| 7/15/2020 | 1093620 | 14229.22 | \$18,606.07 | -\$4,376.85 | \$45,528.72 | \$0.00 | \$14,229.22 | \$14,229.22 |
| 6/15/2020 | 1088305 | 23140.36 | \$25,344.55 | -\$2,204.19 | \$23,140.36 | \$0.00 | \$23,140.36 | \$23,140.36 |
| 5/15/2020 | 1084889 | 24824.35 | \$33,560.98 | -\$8,736.63 | \$91,381.29 | \$0.00 | \$24,824.35 | \$24,824.35 |
| 4/15/2020 | 1079140 | 197117.99 | \$215,978.41 | -\$18,860.42 | \$197,117.99 | \$0.00 | \$197,117.99 | \$197,117.99 |
| 3/15/2020 | 1074926 | 168940.93 | \$185,053.87 | -\$16,112.94 | \$168,940.93 | \$0.00 | \$168,940.93 | \$168,940.93 |
| 2/15/2020 | 1061407 | 182732.18 | \$200,237.42 | -\$17,505.24 | \$182,732.18 | \$0.00 | \$182,732.18 | \$182,732.18 |
| 1/15/2020 | 1055682 | 157684.83 | \$172,716.89 | -\$15,032.06 | \$157,684.83 | \$0.00 | \$157,684.83 | \$157,684.83 |
| Grand Total | | | \$3,829,712.01 | -\$343,713.68 | \$3,628,750.83 | -\$754,219.58 | \$2,731,778.75 | |

\$2,731,778.75

Exhibit R to be submitted in native format by email to to its size

Exhibit R
Siana Oil and Gas, LLC
NMOCD Case No. 22378
July 7, 2022

| | | | | | | | | | | |
|---------------------------------------|--------------|--------------|--------------------|--------------------|-------------------------------------|----------------------|------------------------|--|--------------|--|
| Received by OCD: 6/24/2022 5:02:06 PM | | | | | | | | | | |
| REVENUE | | | | | | | | | | |
| | | | | | | | | | | |
| | | | | | | | | | | |
| | | | | | | | | | | |
| Check Date | Check Number | Check Amount | Sum of Owner Value | Sum of Owner Taxes | Sum of Owner Net Val before Netting | Sum of Owner Deducts | Sum of Owner Net Value | | | |
| (blank) | (blank) | (blank) | | | | | | | | |
| 6/15/2022 | 1269170 | 23851.75 | \$141,771.00 | -\$12,256.42 | \$129,514.58 | -\$105,662.83 | \$23,851.75 | | \$23,851.75 | |
| 5/15/2022 | 1260537 | 15479.98 | \$117,354.38 | -\$10,053.60 | \$107,300.78 | -\$91,820.80 | \$15,479.98 | | \$15,479.98 | |
| 4/15/2022 | 1247409 | 62007.83 | \$108,278.38 | -\$9,310.36 | \$98,968.02 | -\$36,960.19 | \$62,007.83 | | \$62,007.83 | |
| 3/15/2022 | 1235995 | 76829.7 | \$107,585.18 | -\$9,224.72 | \$98,360.46 | -\$21,530.76 | \$76,829.70 | | \$76,829.70 | |
| 2/15/2022 | 1228405 | 87026.13 | \$125,926.08 | -\$10,801.50 | \$115,124.58 | -\$28,098.45 | \$87,026.13 | | \$87,026.13 | |
| 1/15/2022 | 1219398 | 66953.19 | \$152,189.47 | -\$13,009.61 | \$139,179.86 | -\$72,226.67 | \$66,953.19 | | \$66,953.19 | |
| 12/15/2021 | 1216955 | 0 | \$159,598.94 | -\$13,642.88 | \$145,956.06 | -\$145,956.06 | \$0.00 | | \$0.00 | |
| 11/15/2021 | 1205035 | 131901.56 | \$144,242.13 | -\$12,340.57 | \$131,901.56 | \$0.00 | \$131,901.56 | | \$131,901.56 | |
| 10/15/2021 | 1197690 | 146349.15 | \$160,270.91 | -\$13,921.76 | \$146,349.15 | \$0.00 | \$146,349.15 | | \$146,349.15 | |
| 9/15/2021 | 1189500 | 152049.75 | \$166,483.49 | -\$14,433.74 | \$152,049.75 | \$0.00 | \$152,049.75 | | \$152,049.75 | |
| 8/15/2021 | 1181494 | 155832.95 | \$170,538.01 | -\$14,704.59 | \$155,833.42 | \$0.00 | \$155,833.42 | | \$155,833.42 | |
| 7/15/2021 | 1175265 | 123381.09 | \$135,003.73 | -\$11,622.64 | \$123,381.09 | \$0.00 | \$123,381.09 | | \$123,381.09 | |
| 6/15/2021 | 1165697 | 78621.47 | \$141,670.74 | -\$12,263.55 | \$129,407.19 | -\$50,785.72 | \$78,621.47 | | \$78,621.47 | |
| 5/15/2021 | 1160463 | 142492.81 | \$170,872.83 | -\$14,772.22 | \$156,100.61 | -\$13,607.80 | \$142,492.81 | | \$142,492.81 | |
| 4/15/2021 | 1153028 | 24300.46 | \$44,339.12 | -\$3,806.82 | \$40,532.30 | -\$16,231.84 | \$24,300.46 | | \$24,300.46 | |
| 3/15/2021 | 1139381 | 119771.59 | \$156,383.02 | -\$13,482.09 | \$142,900.93 | -\$23,129.34 | \$119,771.59 | | \$119,771.59 | |
| 2/15/2021 | 1134430 | 88538.68 | \$120,324.81 | -\$10,347.92 | \$109,976.89 | -\$21,438.21 | \$88,538.68 | | \$88,538.68 | |
| 1/15/2021 | 1125420 | 72969.53 | \$98,661.96 | -\$8,556.64 | \$90,105.32 | -\$17,135.79 | \$72,969.53 | | \$72,969.53 | |
| 12/15/2020 | 1121977 | 81739.44 | \$109,617.19 | -\$9,452.49 | \$100,164.70 | -\$18,425.26 | \$81,739.44 | | \$81,739.44 | |
| 11/15/2020 | 1112628 | 86069.17 | \$116,950.08 | -\$10,091.99 | \$106,858.09 | -\$20,788.92 | \$86,069.17 | | \$86,069.17 | |
| 10/15/2020 | 1109596 | 43785.53 | \$125,124.47 | -\$10,918.00 | \$114,206.47 | -\$70,420.94 | \$43,785.53 | | \$43,785.53 | |
| 9/15/2020 | 1102563 | 118073.88 | \$129,399.47 | -\$11,325.59 | \$118,073.88 | \$0.00 | \$118,073.88 | | \$118,073.88 | |
| 8/15/2020 | 1096909 | 65082.78 | \$75,628.43 | -\$10,545.65 | \$109,978.84 | \$0.00 | \$65,082.78 | | \$65,082.78 | |
| 7/15/2020 | 1093620 | 14229.22 | \$18,606.07 | -\$4,376.85 | \$45,528.72 | \$0.00 | \$14,229.22 | | \$14,229.22 | |
| 6/15/2020 | 1088305 | 23140.36 | \$25,344.55 | -\$2,204.19 | \$23,140.36 | \$0.00 | \$23,140.36 | | \$23,140.36 | |
| 5/15/2020 | 1084889 | 24824.35 | \$33,560.98 | -\$8,736.63 | \$91,381.29 | \$0.00 | \$24,824.35 | | \$24,824.35 | |
| 4/15/2020 | 1079140 | 197117.99 | \$215,978.41 | -\$18,860.42 | \$197,117.99 | \$0.00 | \$197,117.99 | | \$197,117.99 | |
| 3/15/2020 | 1074926 | 168940.93 | \$185,053.87 | -\$16,112.94 | \$168,940.93 | \$0.00 | \$168,940.93 | | \$168,940.93 | |
| 2/15/2020 | 1061407 | 182732.18 | \$200,237.42 | -\$17,505.24 | \$182,732.18 | \$0.00 | \$182,732.18 | | \$182,732.18 | |
| 1/15/2020 | 1055682 | 157684.83 | \$172,716.89 | -\$15,032.06 | \$157,684.83 | \$0.00 | \$157,684.83 | | \$157,684.83 | |
| Grand Total | | | \$3,829,712.01 | -\$343,713.68 | \$3,628,750.83 | -\$754,219.58 | \$2,731,778.75 | | | |
| | | | | | | | | | | |
| | | | | | | | | | | |
| | | | | | | | | | | |
| | | | | | | | | | | |
| | | | | | | | | | | |
| | | | | | | | | | | |
| | | | | | | | | | | |
| | | | | | | | | | | |
| | | | | | | | | | | |
| | | | | | | | | | | |
| | | | | | | | | | | |
| | | | | | | | | | | |
| | | | | | | | | | | |
| | | | | | | | | | | |
| | | | | | | | | | | |
| | | | | | | | | | | |
| | | | | | | | | | | |
| | | | | | | | | | | |
| | | | | | | | | | | |
| | | | | | | | | | | |
| | | | | | | | | | | |
| | | | | | | | | | | |
| | | | | | | | | | | |
| | | | | | | | | | | |
| | | | | | | | | | | |
| | | | | | | | | | | |
| | | | | | | | | | | |
| | | | | | | | | | | |
| | | | | | | | | | | |
| | | | | | | | | | | |
| | | | | | | | | | | |
| | | | | | | | | | | |
| | | | | | | | | | | |
| | | | | | | | | | | |
| | | | | | | | | | | |
| | | | | | | | | | | |
| | | | | | | | | | | |
| | | | | | | | | | | |
| | | | | | | | | | | |
| | | | | | | | | | | |
| | | | | | | | | | | |
| | | | | | | | | | | |
| | | | | | | | | | | |
| | | | | | | | | | | |
| | | | | | | | | | | |
| | | | | | | | | | | |
| | | | | | | | | | | |
| | | | | | | | | | | |
| | | | | | | | | | | |
| | | | | | | | | | | |
| | | | | | | | | | | |
| | | | | | | | | | | |
| | | | | | | | | | | |
| | | | | | | | | | | |
| | | | | | | | | | | |
| | | | | | | | | | | |
| | | | | | | | | | | |
| | | | | | | | | | | |
| | | | | | | | | | | |
| | | | | | | | | | | |
| | | | | | | | | | | |
| | | | | | | | | | | |
| | | | | | | | | | | |
| | | | | | | | | | | |
| | | | | | | | | | | |
| | | | | | | | | | | |
| | | | | | | | | | | |
| | | | | | | | | | | |
| | | | | | | | | | | |
| | | | | | | | | | | |
| | | | | | | | | | | |
| | | | | | | | | | | |
| | | | | | | | | | | |
| | | | | | | | | | | |
| | | | | | | | | | | |
| | | | | | | | | | | |
| | | | | | | | | | | |
| | | | | | | | | | | |
| | | | | | | | | | | |
| | | | | | | | | | | |
| | | | | | | | | | | |
| | | | | | | | | | | |
| | | | | | | | | | | |
| | | | | | | | | | | |
| | | | | | | | | | | |
| | | | | | | | | | | |
| | | | | | | | | | | |
| | | | | | | | | | | |
| | | | | | | | | | | |
| | | | | | | | | | | |
| | | | | | | | | | | |
| | | | | | | | | | | |
| | | | | | | | | | | |
| | | | | | | | | | | |
| | | | | | | | | | | |
| | | | | | | | | | | |
| | | | | | | | | | | |
| | | | | | | | | | | |
| | | | | | | | | | | |
| | | | | | | | | | | |
| | | | | | | | | | | |
| | | | | | | | | | | |
| | | | | | | | | | | |
| | | | | | | | | | | |
| | | | | | | | | | | |
| | | | | | | | | | | |
| | | | | | | | | | | |
| | | | | | | | | | | |
| | | | | | | | | | | |
| | | | | | | | | | | |
| | | | | | | | | | | |
| | | | | | | | | | | |
| | | | | | | | | | | |
| | | | | | | | | | | |
| | | | | | | | | | | |
| | | | | | | | | | | |
| | | | | | | | | | | |
| | | | | | | | | | | |
| | | | | | | | | | | |
| | | | | | | | | | | |
| | | | | | | | | | | |
| | | | | | | | | | | |
| | | | | | | | | | | |
| | | | | | | | | | | |
| | | | | | | | | | | |
| | | | | | | | | | | |
| | | | | | | | | | | |
| | | | | | | | | | | |
| | | | | | | | | | | |
| | | | | | | | | | | |
| | | | | | | | | | | |
| | | | | | | | | | | |
| | | | | | | | | | | |
| | | | | | | | | | | |
| | | | | | | | | | | |
| | | | | | | | | | | |
| | | | | | | | | | | |
| | | | | | | | | | | |
| | | | | | | | | | | |
| | | | | | | | | | | |
| | | | | | | | | | | |
| | | | | | | | | | | |
| | | | | | | | | | | |
| | | | | | | | | | | |
| | | | | | | | | | | |
| | | | | | | | | | | |
| | | | | | | | | | | |
| | | | | | | | | | | |
| | | | | | | | | | | |
| | | | | | | | | | | |
| | | | | | | | | | | |
| | | | | | | | | | | |
| | | | | | | | | | | |
| | | | | | | | | | | |
| | | | | | | | | | | |
| | | | | | | | | | | |
| | | | | | | | | | | |
| | | | | | | | | | | |
| | | | | | | | | | | |
| | | | | | | | | | | |
| | | | | | | | | | | |
| | | | | | | | | | | |
| | | | | | | | | | | |
| | | | | | | | | | | |
| | | | | | | | | | | |
| | | | | | | | | | | |
| | | | | | | | | | | |
| | | | | | | | | | | |
| | | | | | | | | | | |
| | | | | | | | | | | |
| | | | | | | | | | | |
| | | | | | | | | | | |
| | | | | | | | | | | |
| | | | | | | | | | | |
| | | | | | | | | | | |
| | | | | | | | | | | |
| | | | | | | | | | | |
| | | | | | | | | | | |
| | | | | | | | | | | |
| | | | | | | | | | | |
| | | | | | | | | | | |
| | | | | | | | | | | |
| | | | | | | | | | | |
| | | | | | | | | | | |
| | | | | | | | | | | |
| | | | | | | | | | | |