

**STATE OF NEW MEXICO  
DEPARTMENT OF ENERGY, MINERALS AND NATURAL RESOURCES  
OIL CONSERVATION DIVISION**

**APPLICATION FOR AN ACCOUNTING FROM  
MEWBOURNE OIL COMPANY UNDER  
ORDER NOS. R-21292 AND R-21293 AND TO  
DECLARE CERTAIN ACCOUNTING  
PRACTICES IMPROPER**

**CASE NO. 22378**

**EXHIBIT INDEX**

<b>Exhibit A</b>	<b>Self-Affirmed Statement of Brad Dunn</b>
A-1	Well Proposal and Authorizations for Expenditures (January 30, 2020)
A-2	Order No. R-21292 - Inland 26/23 B2OJ State Com #1H Well
A-3	Order No. R-21292-A - Inland 26/23 B2OJ State Com #1H Well
A-4	Preliminary and Final C-102s - Inland 26/23 B2OJ State Com #1H Well
A-5	Order No. R-21293 - Inland 26/23 B2PI State Com #1H Well
A-6	Preliminary and Final C-102s - Inland 26/23 B2PI State Com #1H Well
A-7	Well Proposal and Authorizations for Expenditures (May 12, 2020)
A-8	Siana Oil & Gas Co. Elections on Inland 26/23 B2OJ #1H and B2PI #1H Wells (May 20, 2020)
A-9	Siana Oil & Gas Co. Transmittal Letter on Payment of Well Costs (July 17, 2020)
A-10	Petition in Cause No. 2021-66782; <i>James A. Gibbs, et al. v. Siana Oil &amp; Gas Co., LLC</i> , 55th Judicial District Court of Harris County, Texas (October 12, 2021)
A-11	Memorandum of Nominee Agreement and Affidavit of Beneficial Ownership in Oil, Gas, and Mineral Lease (March 29, 2021)
A-12	Infill Well Proposal (February 11, 2022)
A-13	Siana Oil & Gas Co. Elections on Infill Wells (March 11, 2022)

**Exhibit B                      Self-Affirmed Statement of Travis Cude**

- B-1                      Authorizations for Expenditures - Inland 26/23 B2OJ #1H and B2PI #1H Wells
- B-2                      Summary of Well Costs
- B-3                      C-105 Reports - Inland 26/23 B2OJ #1H and B2PI #1H Wells

**Exhibit C                      Self-Affirmed Statement of Don Russell**

- C-1                      Sample Daily Drilling Reports for Inland 26/23 B2OJ #1H and B2PI #1H Wells
- C-2                      Sample EnergyLink Printout for Inland 26/23 B2OJ #1H and B2PI #1H Wells
- C-3                      EnergyLink Report Regarding Siana Oil & Gas Co.
- C-4                      E-mail Correspondence to D. Biddy (including attachments) (November 29, 2021)



**STATE OF NEW MEXICO  
DEPARTMENT OF ENERGY, MINERALS AND NATURAL RESOURCES  
OIL CONSERVATION DIVISION**

**APPLICATION FOR AN ACCOUNTING FROM  
MEWBOURNE OIL COMPANY UNDER ORDER  
NOS. R-21292 AND R-21293 AND TO DECLARE  
CERTAIN ACCOUNTING PRACTICES IMPROPER**

**Case No. 22378**

**SELF-AFFIRMED STATEMENT OF  
BRAD DUNN**

1. I am over 18 years of age and am competent to provide this Self-Affirmed Statement. I have personal knowledge of the matters addressed herein.

2. I am a landman with Mewbourne Oil Company ("Mewbourne"). I am familiar with Mewbourne's development of the **Inland 26/23 B2OJ State Com #1H** and **Inland 26/23 B2PI State Com #1H** wells ("Wells") and the requirements of Order Nos. R-21292 and R-21293 ("Orders"), which are the subject of Siana Oil & Gas Co.'s ("Siana") application in this case.

3. I have previously testified before the Division, and my qualifications as an expert in petroleum land matters were accepted.

4. Mewbourne began communicating with Siana regarding the Wells and the terms of a proposed Joint Operating Agreement ("JOA") in June of 2018, but no agreement was reached. On January 30, 2020, I sent Siana a well proposal and AFEs for the Wells. A copy of the well proposal, including the AFEs, is attached as **Exhibit A-1**.

5. I communicated with Karen Stanford at Siana regarding the well proposal but did not receive an election from Siana prior to the filing of Mewbourne's pooling applications for the Wells.

6. On April 28, 2020, the Division issued Order No. R-21292 in Case No. 21156. The order granted Mewbourne's request to pool uncommitted mineral interests in the Bone Spring

formation underlying a 240-acre, more or less, standard horizontal spacing unit comprised of the W/2 E/2 of Section 26 and the W/2 SE/4 of Section 23, Township 21 South, Range 34 East in Lea County. The order dedicated the unit to the **Inland 26/23 B2OJ State Com #1H well** and designated Mewbourne as operator of the well and the unit. A copy of Order No. R-21292 is attached as **Exhibit A-2**. Siana was provided notice of the hearing and its interest was pooled under the terms of the order. On April 30, 2020, the Division issued Order No. R-21292-A to correct the compulsory pooling checklist attached to the order. A copy of Order No. R-21292-A is attached as **Exhibit A-3**.

7. Copies of the initial and final C-102s for the **Inland 26/23 B2OJ State Com #1H well** are attached as **Exhibit A-4**.

8. On April 28, 2020, the Division issued Order No. R-21293 in Case No. 21157. The order granted Mewbourne's request to pool uncommitted mineral interests in the Bone Spring formation underlying a 240-acre, more or less, standard horizontal spacing unit comprised of the E/2 E/2 of Section 26 and the E/2 SE/4 of Section 23, Township 21 South, Range 34 East in Lea County. The order dedicated the unit to the **Inland 26/23 B2PI State Com #1H well** and designated Mewbourne as operator of the well and the unit. A copy of Order No. R-21293 is attached as **Exhibit A-5**. Siana was provided notice of the hearing and its interest was pooled under the terms of the order.

9. Copies of the initial and final C-102s for the **Inland 26/23 B2PI State Com #1H well** are attached as **Exhibit A-6**.

10. On May 12, 2020, Mewbourne proposed the Wells to Siana under the Orders and sent Siana AFEs. A copy of the post-order well proposal is attached as **Exhibit A-7**.

11. Siana elected to participate in the Wells and signed the AFEs on May 20, 2020. Siana's elections are attached as **Exhibit A-8**.

12. Siana paid its share of the estimated well costs on July 17, 2020. A copy of Siana's transmittal letter is attached as **Exhibit A-9**.

13. Because Siana elected to participate in the Wells and paid its share of the estimated well costs, Siana is deemed a "Pooled Working Interest" under the terms of the orders.

14. Mewbourne completed the Wells on March 16, 2021 and production commenced on March 17, 2021.

15. Since production commenced, Mewbourne has been holding revenues attributed to Siana's claimed interest in the Wells in suspense because there is an existing lawsuit, Cause No. 2021-66782; *James A. Gibbs, et al. v. Siana Oil & Gas Co., LLC*; in the 55th Judicial District Court of Harris County, Texas, where ownership of Siana's claimed working interest is in dispute. A copy of the petition in that case is attached as **Exhibit A-10**. Further, there is a Memorandum of Nominee Agreement and Affidavit of Beneficial Ownership in Oil, Gas, and Mineral Lease and Wells filed in Lea County, New Mexico on April 1, 2021 at Book 2178 Page 379, which disputes Siana's ownership. A copy of that memorandum is attached as **Exhibit A-11**. As a result, Mewbourne has appropriately placed Siana's revenues in suspense to avoid the risk of disbursing revenues to competing interests.

16. Siana also incorrectly claims that it has the right to take its share of production in-kind. The pooling orders do not give Siana the right to take its share of production in-kind. The right to take its share of production-in-kind would exist under a joint operating agreement; however, Siana refused to sign a joint operating agreement. Further, the Orders direct Mewbourne to account for 100% of the production, which specifically excludes the right of Siana to take

production in-kind. Siana's claim that it has the right to take its share of production in-kind is incorrect.


17. On February 11, 2022, Mewbourne proposed infill wells (Inland 26/23 B3OJ and Inland 26/23 B3PI, collectively hereinafter referred to as the "Infill Wells") to Siana under the terms of Order Nos. R-21292 and R-21293. A copy of that correspondence is attached as **Exhibit A-12**. Exhibit A-9 also includes the postal service report showing that the proposal was delivered on February 24, 2022.


18. Siana elected to participate in the Infill Wells and submitted signed AFEs, which were received by Mewbourne on March 11, 2022. Copies of the signed AFEs are attached as **Exhibit A-13**. Under the Orders, Siana's payment of the estimated well costs was due on March 24, 2022. Although Siana requested that the Division extend the time for Siana to pay the estimated costs of the Infill Wells, the Division issued an order denying that request on May 19, 2022. To date, Siana has not submitted payment to Mewbourne for the estimated costs of the Infill Wells. As a result, Siana is deemed a "Non-Consenting Pooled Working Interest" with respect to the Infill Wells.

19. For the reasons discussed above and by Mewbourne's other witnesses, Siana's application should be denied.

20. The attached exhibits were either prepared by me or under my supervision, or were compiled from company business records.

19. I understand that this Self-Affirmed Statement will be used as written testimony in this case. I affirm that my testimony above is true and correct and is made under penalty of perjury under the laws of the State of New Mexico. My testimony is made as of the date handwritten next to my signature below.

  
\_\_\_\_\_  
Brad Dunn

  
\_\_\_\_\_  
Date

## MEWBOURNE OIL COMPANY

FASKEN CENTER  
500 WEST TEXAS, SUITE 1020  
MIDLAND, TX 79701

TELEPHONE (432) 682-3715  
FACSIMILE (432) 685-4170

January 30, 2020

Via Certified Mail

Siana Oil & Gas Company, LLC  
400 N. Sam Houston Pkwy East, Suite 601  
Houston, Texas 77060  
Attn: Land Manager

- Re:
1. Inland 26/23 B2PI State Com #1H  
205' FSL & 1220' FEL (26) (SL)  
2540' FNL & 500' FEL (23) (BHL)  
Sections 26/23, T21S, R34E  
Lea County, New Mexico
  2. Inland 26/23 B2OJ State Com #1H  
205' FSL & 1250' FEL (26) (SL)  
2540' FNL & 1980' FEL (23) (BHL)  
Sections 26/23, T21S, R34E  
Lea County, New Mexico

Ladies and Gentlemen:

Mewbourne Oil Company ("Mewbourne") as Operator withdraws its proposals to drill the Inland 26/23 B2ML State Com #1H and the Inland 26/23 B3ML State Com #2H, and hereby proposes to drill the following horizontal Bone Spring wells:

1. Inland 26/23 B2PI State Com #1H will have a surface location 205' FSL & 1220' FEL in the above captioned Section 26 and a bottom hole location approximately 2540' FNL & 500' FEL of the above captioned Section 23. We anticipate drilling to an approximate total vertical depth of 10,364' and an approximate total measured depth of 17,978'. The E2E2 of Section 26 and the E2SE4 of Section 23 will be dedicated to the well as the proration unit.
2. Inland 26/23 B2OJ State Com #1H will have a surface location 205' FSL & 1250' FEL in the above captioned Section 26 and a bottom hole location approximately 2540' FNL & 1980' FEL of the above captioned Section 23. We anticipate drilling to an approximate total vertical depth of 10,381' and an approximate total measured depth of 17,772'. The W2E2 of Section 26 and the W2SE4 of Section 23 will be dedicated to the well as the proration unit.

These captioned proposed wells will still fall under the Joint Operating Agreement dated May 15, 2018 that was previously sent to you in June of 2018. Regarding the above, enclosed for your further handling are our AFEs dated January 29, 2020 for the captioned proposed wells. In the event that you elect to participate in the proposed wells, please execute the enclosed AFEs and return to me within thirty (30)

Mewbourne Oil Co.  
Case 22378  
Exhibit A-1

days. The Operating Agreement dated May 15, 2018 that was previously sent to you has COPAS rates of \$8,000/month while drilling, and \$800/month for a producing well.

Should you have any questions regarding the above, please email me at [bdunn@mewbourne.com](mailto:bdunn@mewbourne.com) or call me at (432) 682-3715. Thank you.

Sincerely,

**MEWBOURNE OIL COMPANY**



Brad Dunn  
Petroleum Landman



MEWBOURNE OIL COMPANY

AUTHORIZATION FOR EXPENDITURE

Well Name:

INLAND 26/23 B2PI STATE COM #1H

Prospect:

OSUDO (INLAND 26/23)

Location:

SL: 205 FSL & 1220 FEL (26); BHL: 2540 FSL & 500 FEL (23)

County:

Lea

ST:

NM

Sec.

26

Blk:

Survey:

TWP:

21S

RNG:

34E

Prop. TVD:

10364

TMD:

17978

INTANGIBLE COSTS 0180	CODE	TCP	CODE	CC
Regulatory Permits & Surveys	0180-0100	\$10,000	0180-0200	
Location / Road / Site / Preparation	0180-0105	\$85,000	0180-0205	\$37,500
Location / Restoration	0180-0106	\$250,000	0180-0206	\$30,000
Daywork / Turnkey / Footage Drilling 28 days drlg / 3 days comp @ \$21500/d	0180-0110	\$642,900	0180-0210	\$68,900
Fuel 1700 gal/day @ \$2.74/gal	0180-0114	\$139,300	0180-0214	\$310,000
Mud, Chemical & Additives	0180-0120	\$200,000	0180-0220	
Horizontal Drillout Services			0180-0222	\$200,000
Cementing	0180-0125	\$125,000	0180-0225	\$30,000
Logging & Wireline Services	0180-0130	\$2,500	0180-0230	\$310,000
Casing / Tubing / Snubbing Service	0180-0134	\$20,000	0180-0234	\$90,000
Mud Logging	0180-0137	\$25,000		
Stimulation 39 Stg 15.0 MM gal / 15.0 MM lb			0180-0241	\$1,450,000
Stimulation Rentals & Other			0180-0242	\$200,000
Water & Other	0180-0145	\$80,000	0180-0245	\$530,000
Bits	0180-0148	\$138,800	0180-0248	\$8,000
Inspection & Repair Services	0180-0150	\$40,000	0180-0250	\$5,000
Misc. Air & Pumping Services	0180-0154		0180-0254	\$10,000
Testing & Flowback Services	0180-0158	\$15,000	0180-0258	\$30,000
Completion / Workover Rig			0180-0260	\$10,500
Rig Mobilization	0180-0164	\$150,000		
Transportation	0180-0165	\$30,000	0180-0265	\$20,000
Welding Services	0180-0168	\$5,000	0180-0268	\$15,000
Contract Services & Supervision	0180-0170	\$46,500	0180-0270	\$52,500
Directional Services Includes Vertical Control	0180-0175	\$350,000		
Equipment Rental	0180-0180	\$236,000	0180-0280	\$30,000
Well / Lease Legal	0180-0184	\$5,000	0180-0284	
Well / Lease Insurance	0180-0185	\$4,700	0180-0285	
Intangible Supplies	0180-0188	\$8,000	0180-0288	\$10,000
Damages	0180-0190	\$20,000	0180-0290	
ROW & Easements	0180-0192		0180-0292	\$4,000
Pipeline Interconnect			0180-0293	
Company Supervision	0180-0195	\$148,800	0180-0295	\$91,200
Overhead Fixed Rate	0180-0196	\$10,000	0180-0296	\$20,000
Well Abandonment	0180-0198		0180-0298	
Contingencies 2% (TCP) 2% (CC)	0180-0199	\$55,800	0180-0299	\$71,300
TOTAL		\$2,843,300		\$3,633,900

TANGIBLE COSTS 0181				
Casing (19.1" - 30")	0181-0793			
Casing (10.1" - 19.0") 1800' - 13 3/8" 54.5# J-55 ST&C @ \$32.16/ft	0181-0794	\$61,800		
Casing (8.1" - 10.0") 5800' - 9 5/8" 40# N-80 LT&C @ \$24.48/ft	0181-0795	\$151,600		
Casing (6.1" - 8.0") 10700' - 7" 29# HCP-110 LT&C @ \$21.5/ft	0181-0796	\$245,700		
Casing (4.1" - 6.0") 8200' - 4 1/2" 13.5# P-110 BPN @ \$11.75/ft			0181-0797	\$102,900
Tubing 9850' - 2 7/8" 6.5# EUE tbg @ \$4.54/ft			0181-0798	\$47,800
Drilling Head	0181-0860	\$40,000		
Tubing Head & Upper Section			0181-0870	\$30,000
Horizontal Completion Tools Completion Liner Hanger			0181-0871	\$82,000
Sucker Rods			0181-0875	
Subsurface Equipment			0181-0880	
Artificial Lift Systems Gas Lift Valves & Packer			0181-0884	\$25,000
Pumping Unit			0181-0885	
Surface Pumps & Prime Movers (1/2) Surface pumps VRU			0181-0886	\$62,500
Tanks - Oil (1/2) 6 - 750 bbl			0181-0890	\$60,000
Tanks - Water (1/2) 5 - 750 bbl			0181-0891	\$53,000
Separation / Treating Equipment (1/2) 30"x10"x1k# 3 ph/36"x15"x1k#/VRT/Flare/GB			0181-0895	\$150,000
Heater Treaters, Line Heaters (1/2) 8'x20'x75# HT			0181-0897	\$25,500
Metering Equipment			0181-0898	\$15,000
Line Pipe & Valves - Gathering 1/4 mile gas line			0181-0900	\$12,500
Fittings / Valves & Accessories			0181-0906	\$175,000
Cathodic Protection Includes Automation			0181-0908	\$57,500
Electrical Installation			0181-0909	\$37,500
Equipment Installation			0181-0910	\$100,000
Pipeline Construction			0181-0920	\$25,000
TOTAL		\$499,100		\$1,061,200

SUBTOTAL	\$3,342,400	\$4,695,100
----------	-------------	-------------

TOTAL WELL COST	\$8,037,500
-----------------	-------------

Extra Expense Insurance

☐

I elect to be covered by Operator's Extra Expense Insurance and pay my proportionate share of the premium.  
Operator has secured Extra Expense Insurance covering costs of well control, clean up and redrilling as estimated in Line Item 0180-0185.

☐

I elect to purchase my own well control insurance policy.

If neither box is checked above, non-operating working interest owner elects to be covered by Operator's well control insurance.


Prepared by:

Levi Jackson

Date:

1/29/2020

Company Approval:



Date:

1/29/2020

Joint Owner Interest:

10.00000000%

Amount:

\$803,750.00

Joint Owner Name:

Siana Oil & Gas Company, LLC

Signature:



MEWBOURNE OIL COMPANY

AUTHORIZATION FOR EXPENDITURE

Well Name:

INLAND 26/23 B2OJ STATE COM #1H

Prospect:

OSUDO (INLAND 26/23)

Location:

SL: 205 FSL & 1250 FEL (26); BHL: 2540 FSL & 1980 FEL (23)

County:

Lea

ST:

NM

Sec.

26

Blk:

Survey:

TWP:

21S

RNG:

34E

Prop. TVD:

10381

TMD:

17772

INTANGIBLE COSTS 0180		CODE	TCP	CODE	CC
Regulatory Permits & Surveys		0180-0100	\$10,000	0180-0200	
Location / Road / Site / Preparation		0180-0105	\$85,000	0180-0205	\$37,500
Location / Restoration		0180-0106	\$250,000	0180-0206	\$30,000
Daywork / Turnkey / Footage Drilling 28 days drlg / 3 days comp @ \$21500/d		0180-0110	\$642,900	0180-0210	\$68,900
Fuel 1700 gal/day @ \$2.74/gal		0180-0114	\$139,300	0180-0214	\$310,000
Mud, Chemical & Additives		0180-0120	\$200,000	0180-0220	
Horizontal Drillout Services				0180-0222	\$200,000
Cementing		0180-0125	\$125,000	0180-0225	\$30,000
Logging & Wireline Services		0180-0130	\$2,500	0180-0230	\$310,000
Casing / Tubing / Snubbing Service		0180-0134	\$20,000	0180-0234	\$90,000
Mud Logging		0180-0137	\$25,000		
Stimulation 39 Stg 15.0 MM gal / 15.0 MM lb				0180-0241	\$1,450,000
Stimulation Rentals & Other				0180-0242	\$200,000
Water & Other		0180-0145	\$80,000	0180-0245	\$530,000
Bits		0180-0148	\$138,800	0180-0248	\$8,000
Inspection & Repair Services		0180-0150	\$40,000	0180-0250	\$5,000
Misc. Air & Pumping Services		0180-0154		0180-0254	\$10,000
Testing & Flowback Services		0180-0158	\$15,000	0180-0258	\$30,000
Completion / Workover Rig				0180-0260	\$10,500
Rig Mobilization		0180-0164	\$150,000		
Transportation		0180-0165	\$30,000	0180-0265	\$20,000
Welding Services		0180-0168	\$5,000	0180-0268	\$15,000
Contract Services & Supervision		0180-0170	\$46,500	0180-0270	\$52,500
Directional Services Includes Vertical Control		0180-0175	\$350,000		
Equipment Rental		0180-0180	\$236,000	0180-0280	\$30,000
Well / Lease Legal		0180-0184	\$5,000	0180-0284	
Well / Lease Insurance		0180-0185	\$4,600	0180-0285	
Intangible Supplies		0180-0188	\$8,000	0180-0288	\$10,000
Damages		0180-0190	\$20,000	0180-0290	
ROW & Easements		0180-0192		0180-0292	\$4,000
Pipeline Interconnect				0180-0293	
Company Supervision		0180-0195	\$148,800	0180-0295	\$91,200
Overhead Fixed Rate		0180-0196	\$10,000	0180-0296	\$20,000
Well Abandonment		0180-0198		0180-0298	
Contingencies 2% (TCP) 2% (CC)		0180-0199	\$55,700	0180-0299	\$71,300
TOTAL			\$2,843,100		\$3,633,900
TANGIBLE COSTS 0181					
Casing (19.1" - 30")		0181-0793			
Casing (10.1" - 19.0") 1800' - 13 3/8" 54.5# J-55 ST&C @ \$32.16/ft		0181-0794	\$61,800		
Casing (8.1" - 10.0") 5800' - 9 5/8" 40# N-80 LT&C @ \$24.48/ft		0181-0795	\$151,600		
Casing (6.1" - 8.0") 10700' - 7" 29# HCP-110 LT&C @ \$21.5/ft		0181-0796	\$245,700		
Casing (4.1" - 6.0") 8200' - 4 1/2" 13.5# P-110 BPN @ \$11.75/ft				0181-0797	\$102,900
Tubing 9850' - 2 7/8" 6.5# EUE tbg @ \$4.54/ft				0181-0798	\$47,800
Drilling Head		0181-0860	\$40,000		
Tubing Head & Upper Section				0181-0870	\$30,000
Horizontal Completion Tools Completion Liner Hanger				0181-0871	\$82,000
Sucker Rods				0181-0875	
Subsurface Equipment				0181-0880	
Artificial Lift Systems Gas Lift Valves & Packer				0181-0884	\$25,000
Pumping Unit				0181-0885	
Surface Pumps & Prime Movers (1/2) Surface pumps VRU				0181-0886	\$62,500
Tanks - Oil (1/2) 6 - 750 bbl				0181-0890	\$60,000
Tanks - Water (1/2) 5 - 750 bbl				0181-0891	\$53,000
Separation / Treating Equipment (1/2) 30"x10"x1k# 3 ph/36"x15"x1k#/VRT/Flare/GB				0181-0895	\$150,000
Heater Treaters, Line Heaters (1/2) 8'x20'x75# HT				0181-0897	\$25,500
Metering Equipment				0181-0898	\$15,000
Line Pipe & Valves - Gathering 1/4 mile gas line				0181-0900	\$12,500
Fittings / Valves & Accessories				0181-0906	\$175,000
Cathodic Protection Includes Automation				0181-0908	\$57,500
Electrical Installation				0181-0909	\$37,500
Equipment Installation				0181-0910	\$100,000
Pipeline Construction				0181-0920	\$25,000
TOTAL			\$499,100		\$1,061,200
SUBTOTAL			\$3,342,200		\$4,695,100
TOTAL WELL COST			\$8,037,300		

Extra Expense Insurance

☐

I elect to be covered by Operator's Extra Expense Insurance and pay my proportionate share of the premium.  
Operator has secured Extra Expense Insurance covering costs of well control, clean up and redrilling as estimated in Line Item 0180-0185.

☐

I elect to purchase my own well control insurance policy.

If neither box is checked above, non-operating working interest owner elects to be covered by Operator's well control insurance.


Prepared by:

Levi Jackson

Date:

1/29/2020

Company Approval:



Date:

1/29/2020

Joint Owner Interest:

10.00000000%

Amount:

\$803,730.00

Joint Owner Name:

Siana Oil & Gas Company, LLC

Signature:

**STATE OF NEW MEXICO  
ENERGY, MINERALS AND NATURAL RESOURCES DEPARTMENT  
OIL CONSERVATION DIVISION**

**IN THE MATTER OF APPLICATION FOR  
COMPULSORY POOLING SUBMITTED BY  
MEWBOURNE OIL COMPANY**

**CASE NO. 21156**

**ORDER NO. R-21292**

**ORDER**

The Director of the New Mexico Oil Conservation Division ("OCD"), having heard this matter through a Hearing Examiner on April 16, 2020, and after considering the testimony, evidence, and recommendation of the Hearing Examiner, issues the following Order.

**FINDINGS OF FACT**

1. Mewbourne Oil Company ("Operator") submitted an application ("Application") to compulsory pool the uncommitted oil and gas interests within the spacing unit ("Unit") described in Exhibit A. The Unit is expected to be a standard horizontal spacing unit. 19.15.16.15(B) NMAC. Operator seeks to be designated the operator of the Unit.
2. Operator will dedicate the well(s) described in Exhibit A ("Well(s)") to the Unit.
3. Operator proposes the supervision and risk charges for the Well(s) described in Exhibit A.
4. Operator identified the owners of uncommitted interests in oil and gas minerals in the Unit and provided evidence that notice was given.
5. The Application was heard by the Hearing Examiner on the date specified above, during which Operator presented evidence through affidavits in support of the Application. No other party presented evidence at the hearing.

**CONCLUSIONS OF LAW**

6. OCD has jurisdiction to issue this Order pursuant to NMSA 1978, Section 70-2-17.
7. Operator is the owner of an oil and gas working interest within the Unit.
8. Operator satisfied the notice requirements for the Application and the hearing as required by 19.15.4.12 NMAC.
9. OCD satisfied the notice requirements for the hearing as required by 19.15.4.9 NMAC.
10. Operator has the right to drill the Well(s) to a common source of supply at the depth(s) and location(s) in the Unit described in Exhibit A.

Mewbourne Oil Co.  
Case 22378  
Exhibit A-2

11. The Unit contains separately owned uncommitted interests in oil and gas minerals.
12. Some of the owners of the uncommitted interests have not agreed to commit their interests to the Unit.
13. The pooling of uncommitted interests in the Unit will prevent waste and protect correlative rights, including the drilling of unnecessary wells.
14. This Order affords to the owner of an uncommitted interest the opportunity to produce his just and equitable share of the oil or gas in the pool.

### ORDER

15. The uncommitted interests in the Unit are pooled as set forth in Exhibit A.
16. The Unit shall be dedicated to the Well(s) set forth in Exhibit A.
17. Operator is designated as operator of the Unit and the Well(s).
18. If the location of a well will be unorthodox under the spacing rules in effect at the time of completion, Operator shall obtain the OCD's approval for a non-standard location in accordance with 19.15.16.15(C) NMAC.
19. The Operator shall commence drilling the Well(s) within one year after the date of this Order, and complete each Well no later than one (1) year after the commencement of drilling the Well.
20. This Order shall terminate automatically if Operator fails to comply with Paragraph 19 unless Operator obtains an extension by an amendment of this Order for good cause shown.
21. The infill well requirements in 19.15.13.9 NMAC through 19.15.13.12 NMAC shall be applicable.
22. Operator shall submit to each owner of an uncommitted working interest in the pool ("Pooled Working Interest") an itemized schedule of estimated costs to drill, complete, and equip the well ("Estimated Well Costs").
23. No later than thirty (30) days after Operator submits the Estimated Well Costs, the owner of a Pooled Working Interest shall elect whether to pay its share of the Estimated Well Costs or its share of the actual costs to drill, complete and equip the well ("Actual Well Costs") out of production from the well. An owner of a Pooled Working Interest who elects to pay its share of the Estimated Well Costs shall render payment to Operator no later than thirty (30) days after the expiration of the election period, and shall be liable for operating costs, but not risk charges, for the well. An owner of a Pooled Working Interest who fails to pay its share of the Estimated Well Costs or who

elects to pay its share of the Actual Well Costs out of production from the well shall be considered to be a "Non-Consenting Pooled Working Interest."

24. No later than one hundred eighty (180) days after Operator submits a Form C-105 for a well, Operator shall submit to OCD and each owner of a Pooled Working Interest an itemized schedule of the Actual Well Costs. The Actual Well Costs shall be considered to be the Reasonable Well Costs unless OCD or an owner of a Pooled Working Interest files a written objection no later than forty-five (45) days after receipt of the schedule. If OCD or an owner of a Pooled Working Interest files a timely written objection, OCD shall determine the Reasonable Well Costs after public notice and hearing.
25. No later than sixty (60) days after the expiration of the period to file a written objection to the Actual Well Costs or OCD's order determining the Reasonable Well Costs, whichever is later, each owner of a Pooled Working Interest who paid its share of the Estimated Well Costs shall pay to Operator its share of the Reasonable Well Costs that exceed the Estimated Well Costs, or Operator shall pay to each owner of a Pooled Working Interest who paid its share of the Estimated Well Costs its share of the Estimated Well Costs that exceed the Reasonable Well Costs.
26. The reasonable charges for supervision to drill and produce a well ("Supervision Charges") shall not exceed the rates specified in Exhibit A, provided however that the rates shall be adjusted annually pursuant to the COPAS form entitled "Accounting Procedure-Joint Operations."
27. No later than within ninety (90) days after Operator submits a Form C-105 for a well, Operator shall submit to OCD and each owner of a Pooled Working Interest an itemized schedule of the reasonable charges for operating and maintaining the well ("Operating Charges"), provided however that Operating Charges shall not include the Reasonable Well Costs or Supervision Charges. The Operating Charges shall be considered final unless OCD or an owner of a Pooled Working Interest files a written objection no later than forty-five (45) days after receipt of the schedule. If OCD or an owner of a Pooled Working Interest files a timely written objection, OCD shall determine the Operating Charges after public notice and hearing.
28. Operator may withhold the following costs and charges from the share of production due to each owner of a Pooled Working Interest who paid its share of the Estimated Well Costs: (a) the proportionate share of the Supervision Charges; and (b) the proportionate share of the Operating Charges.
29. Operator may withhold the following costs and charges from the share of production due to each owner of a Non-Consenting Pooled Working Interest: (a) the proportionate share of the Reasonable Well Costs; (b) the proportionate share of the Supervision and Operating Charges; and (c) the percentage of the Reasonable Well Costs specified as the charge for risk described in Exhibit A.

30. Operator shall distribute a proportionate share of the costs and charges withheld pursuant to paragraph 29 to each Pooled Working Interest that paid its share of the Estimated Well Costs.
31. Each year on the anniversary of this Order, and no later than ninety (90) days after each payout, Operator shall provide to OCD and each owner of a Non-Consenting Pooled Working Interest a schedule of the revenue attributable to a well and the Supervision and Operating Costs charged against that revenue.
32. Any cost or charge that is paid out of production shall be withheld only from the share due to an owner of a Pooled Working Interest. No cost or charge shall be withheld from the share due to an owner of a royalty interests. For the purpose of this Order, an unleased mineral interest shall consist of a seven-eighths (7/8) working interest and a one-eighth (1/8) royalty interest.
33. Except as provided above, Operator shall hold the revenue attributable to a well that is not disbursed for any reason for the account of the person(s) entitled to the revenue as provided in the Oil and Gas Proceeds Payment Act, NMSA 1978, Sections 70-10-1 *et seq.*, and relinquish such revenue as provided in the Uniform Unclaimed Property Act, NMSA 1978, Sections 7-8A-1 *et seq.*
34. The Unit shall terminate if (a) the owners of all Pooled Working Interests reach a voluntary agreement; or (b) the well(s) drilled on the Unit are plugged and abandoned in accordance with the applicable rules. Operator shall inform OCD no later than thirty (30) days after such occurrence.
35. OCD retains jurisdiction of this matter for the entry of such orders as may be deemed necessary.

STATE OF NEW MEXICO  
OIL CONSERVATION DIVISION



ADRIENNE SANDOVAL  
DIRECTOR  
AES/jag

Date: 4/28/2020

CASE NO. 21156  
ORDER NO. R-21292

Page 4 of 7



## Exhibit A

<b>COMPULSORY POOLING APPLICATION CHECKLIST</b>	
<b>ALL INFORMATION IN THE APPLICATION MUST BE SUPPORTED BY SIGNED AFFIDAVITS</b>	
<b>Case:</b>	<b>21156</b>
<b>Date</b>	<b>April 10, 2020</b>
<b>Applicant</b>	Mewbourne Oil Company
<b>Designated Operator &amp; OGRID (affiliation if applicable)</b>	Mewbourne Oil Company/OGRID No. 14744
<b>Applicant's Counsel:</b>	Dana Hardy
<b>Case Title:</b>	Application of Mewbourne Oil Company for Compulsory Pooling, Lea County, New Mexico
<b>Entries of Appearance/Intervenors:</b>	None
<b>Well Family</b>	Inland 26/23 B2OJ State Com. Well No. 1H
<b>Formation/Pool</b>	
<b>Formation Name(s) or Vertical Extent:</b>	Bone Spring Formation
<b>Primary Product (Oil or Gas):</b>	Oil
<b>Pooling this vertical extent:</b>	Entire Bone Spring formation
<b>Pool Name and Pool Code:</b>	GRAMA RIDGE;BONE SPRING, NE/Pool Code 28435
<b>Well Location Setback Rules:</b>	Statewide rules and current horizontal well rules
<b>Spacing Unit Size:</b>	Quarter-quarter sections/40 acres
<b>Spacing Unit</b>	
<b>Type (Horizontal/Vertical)</b>	Horizontal
<b>Size (Acres)</b>	240 acres
<b>Building Blocks:</b>	40 acres
<b>Orientation:</b>	South-North
<b>Description: TR5/County</b>	W/2E/2 §26 and W/2SE/4 §23-21S-34E, NMPM, Lea County
<b>Standard Horizontal Well Spacing Unit (Y/N), if No, describe</b>	Yes
<b>Other Situations</b>	
<b>Depth Severance: Y/N. If yes, description</b>	No
<b>Proximity Tracts: If yes, description</b>	No
<b>Proximity Defining Well: if yes, description</b>	N/A
<b>Applicant's Ownership in Each Tract</b>	Exhibits A-3 and A-5
<b>Well(s)</b>	
<b>Name &amp; API (if assigned), surface and bottom hole location, footages, completion target, orientation, completion status (standard or non-standard)</b>	Inland 26/23 B2OJ State Com. Well No. 1H API No. 30-025-46931 SHL: 205 FSL & 1250 FEL §26 BHL: 2540 FSL & 1980 FEL §23 Second Bone Spring Sand Standup Standard
<b>Horizontal Well First and Last Take Points</b>	FTP: 100 FSL & 1980 FEL §26 LTP: 485 FSL & 1980 FEL §23


CASE NO. 21156  
ORDER NO. R-21292

Page 5 of 7

Completion Target (Formation, TVD and MD)	2 <sup>ND</sup> Bone Spring Sand/TVD 10381 feet/MD 17772 feet
<b>AFE Capex and Operating Costs</b>	
Drilling Supervision/Month \$	\$8000 – Exhibit A
Production Supervision/Month \$	\$800 – Exhibit A
Justification for Supervision Costs	Exhibit A
Requested Risk Charge	Cost + 200% - Exhibit A
<b>Notice of Hearing</b>	
Proposed Notice of Hearing	Exhibit A-9
Proof of Mailed Notice of Hearing (20 days before hearing)	Exhibit A-10
Proof of Published Notice of Hearing (10 days before hearing)	Exhibit A-11
<b>Ownership Determination</b>	
Land Ownership Schematic of the Spacing Unit	Exhibit A-3
Tract List (including lease numbers and owners)	Exhibit A-3
Pooled Parties (including ownership type)	Exhibit A-5
Unlocatable Parties to be Pooled	Not applicable
Ownership Depth Severance (including percentage above & below)	None
<b>Joinder</b>	
Sample Copy of Proposal Letter	Exhibit A-6
List of Interest Owners (i.e. Exhibit A of JOA)	Exhibit A-8
Chronology of Contact with Non-Joined Working Interests	Exhibit A-7
Overhead Rates In Proposal Letter	Exhibit A-6
Cost Estimate to Drill and Complete	Exhibit A-12
Cost Estimate to Equip Well	Exhibit A-12
Cost Estimate for Production Facilities	Exhibit A-12
<b>Geology</b>	
Summary (including special considerations)	Exhibit B
Spacing Unit Schematic	Exhibit B-1
Gunbarrel/Lateral Trajectory Schematic	Exhibit B-6
Well Orientation (with rationale)	Exhibit B
Target Formation	Exhibit B, Bone Spring
HSU Cross Section	Exhibit B-4
Depth Severance Discussion	Not Applicable
<b>Forms, Figures and Tables</b>	
C-102	Exhibit A-2
Tracts	Exhibit A-3
Summary of Interests, Unit Recapitulation (Tracts)	Exhibits A-3, A-4
General Location Map (including basin)	Exhibit A-1
Well Bore Location Map	Exhibits B-1, B-2, B-3

CASE NO. 21156  
ORDER NO. R-21292

Page 6 of 7

Structure Contour Map - Subsea Depth	Exhibit B-2
Cross Section Location Map (including wells)	Exhibit B-2
Cross Section (including Landing Zone)	Exhibit B-4
Additional Information	
<b>CERTIFICATION:</b> I hereby certify that the information provided in this checklist is complete and accurate.	
Printed Name (Attorney or Party Representative):	Dana Hardy
Signed Name (Attorney or Party Representative):	
Date:	April 10, 2020

CASE NO. 21156  
ORDER NO. R-21292

Page 7 of 7



**STATE OF NEW MEXICO  
ENERGY, MINERALS AND NATURAL RESOURCES DEPARTMENT  
OIL CONSERVATION DIVISION**

**IN THE MATTER OF APPLICATION FOR  
COMPULSORY POOLING SUBMITTED BY  
MEWBOURNE OIL COMPANY**

**CASE NO. 21156  
ORDER NO. R-21292-A**

**FIRST AMENDMENT TO ORDER**

The Director of the New Mexico Oil Conservation Division ("OCD") issues this order to amend Exhibit A.

1. Exhibit A is amended to reflect the correct Exhibit A attached hereto.
2. The remaining paragraphs of the Order remain in force and effect.

**STATE OF NEW MEXICO  
OIL CONSERVATION DIVISION**



**ADRIENNE SANDOVAL  
DIRECTOR**


AES/jag

**Date: 4/30/2020**

Mewbourne Oil Co.  
Case 22378  
Exhibit A-3

## Exhibit A


<b>COMPULSORY POOLING APPLICATION CHECKLIST</b>	
<b>ALL INFORMATION IN THE APPLICATION MUST BE SUPPORTED BY SIGNED AFFIDAVITS</b>	
<b>Case:</b>	<b>21156</b>
<b>Date</b>	<b>April 16, 2020</b>
Applicant	Mewbourne Oil Company
Designated Operator & OGRID (affiliation if applicable)	Mewbourne Oil Company/OGRID No. 14744
Applicant's Counsel:	Dana Hardy
Case Title:	Application of Mewbourne Oil Company for Compulsory Pooling, Lea County, New Mexico
Entries of Appearance/Intervenors:	None
Well Family	Inland 26/23 B2OJ State Com. Well No. 1H
<b>Formation/Pool</b>	
Formation Name(s) or Vertical Extent:	Bone Spring Formation
Primary Product (Oil or Gas):	Oil
Pooling this vertical extent:	Entire Bone Spring formation
Pool Name and Pool Code:	GRAMA RIDGE;BONE SPRING, NE/Pool Code 28435
Well Location Setback Rules:	Statewide rules and current horizontal well rules
Spacing Unit Size:	Quarter-quarter sections/40 acres
<b>Spacing Unit</b>	
Type (Horizontal/Vertical)	Horizontal
Size (Acres)	240 acres
Building Blocks:	40 acres
Orientation:	South-North
Description: TRS/County	W/2E/2 §26 and W/2SE/4 §23-21S-34E, NMPM, Lea County
Standard Horizontal Well Spacing Unit (Y/N), If No, describe	Yes
<b>Other Situations</b>	
Depth Severance: Y/N. If yes, description	No
Proximity Tracts: If yes, description	No
Proximity Defining Well: if yes, description	N/A
Applicant's Ownership in Each Tract	Exhibits A-3 and A-5
<b>Well(s)</b>	
Name & API (if assigned), surface and bottom hole location, footages, completion target, orientation, completion status (standard or non- standard)	Inland 26/23 B2OJ State Com. Well No. 1H API No. 30-025-46931 SHL: 205 FSL & 1250 FEL §26 BHL: 2540 FSL & 1980 FEL §23 Second Bone Spring Sand Standup Standard
Horizontal Well First and Last Take Points	FTP: 100 FSL & 1980 FEL §26 LTP: 2541 FSL & 1980 FEL §23



CASE NO. 21156  
ORDER NO. R-21292-A

Page 2 of 4

Completion Target (Formation, TVD and MD)	2 <sup>ND</sup> Bone Spring Sand/TVD 10381 feet/MD 17772 feet
<b>APE Capex and Operating Costs</b>	
Drilling Supervision/Month \$	\$8000 – Exhibit A
Production Supervision/Month \$	\$800 – Exhibit A
Justification for Supervision Costs	Exhibit A
Requested Risk Charge	Cost + 200% - Exhibit A
<b>Notice of Hearing</b>	
Proposed Notice of Hearing	Exhibit A-9
Proof of Mailed Notice of Hearing (20 days before hearing)	Exhibit A-10
Proof of Published Notice of Hearing (10 days before hearing)	Exhibit A-11
<b>Ownership Determination</b>	
Land Ownership Schematic of the Spacing Unit	Exhibit A-3
Tract List (including lease numbers and owners)	Exhibit A-3
Pooled Parties (including ownership type)	Exhibit A-5
Unlocatable Parties to be Pooled	Not applicable
Ownership Depth Severance (including percentage above & below)	None
<b>Joinder</b>	
Sample Copy of Proposal Letter	Exhibit A-6
List of Interest Owners (i.e. Exhibit A of JOA)	Exhibit A-8
Chronology of Contact with Non-Joined Working Interests	Exhibit A-7
Overhead Rates In Proposal Letter	Exhibit A-6
Cost Estimate to Drill and Complete	Exhibit A-12
Cost Estimate to Equip Well	Exhibit A-12
Cost Estimate for Production Facilities	Exhibit A-12
<b>Geology</b>	
Summary (including special considerations)	Exhibit B
Spacing Unit Schematic	Exhibit B-1
Gunbarrel/Lateral Trajectory Schematic	Exhibit B-6
Well Orientation (with rationale)	Exhibit B
Target Formation	Exhibit B, Bone Spring
HSU Cross Section	Exhibit B-4
Depth Severance Discussion	Not Applicable
<b>Forms, Figures and Tables</b>	
C-102	Exhibit A-2
Tracts	Exhibit A-3
Summary of Interests, Unit Recapitulation (Tracts)	Exhibits A-3, A-4
General Location Map (including basin)	Exhibit A-1
Well Bore Location Map	Exhibits B-1, B-2, B-3

Structure Contour Map - Subsea Depth	Exhibit B-2
Cross Section Location Map (including wells)	Exhibit B-2
Cross Section (including Landing Zone)	Exhibit B-4
<b>Additional Information</b>	
<b>CERTIFICATION: I hereby certify that the information provided in this checklist is complete and accurate.</b>	
<b>Printed Name</b> (Attorney or Party Representative):	Dana Hardy
<b>Signed Name</b> (Attorney or Party Representative):	
<b>Date:</b>	April 16, 2020

CASE NO. 21156  
ORDER NO. R-21292-A

Page 4 of 4

District I  
1625 N. French Dr., Hobbs, NM 88240  
Phone: (575) 393-6161 Fax: (575) 393-0720  
District II  
811 S. First St., Artesia, NM 88210  
Phone: (575) 748-1283 Fax: (575) 748-9720  
District III  
1000 Rio Brazos Road, Aztec, NM 87410  
Phone: (505) 334-6178 Fax: (505) 334-6170  
District IV  
1220 S. St. Francis Dr., Santa Fe, NM 87505  
Phone: (505) 476-3460 Fax: (505) 476-3462

State of New Mexico  
Energy, Minerals & Natural Resources Department  
OIL CONSERVATION DIVISION  
1220 South St. Francis Dr.  
Santa Fe, NM 87505

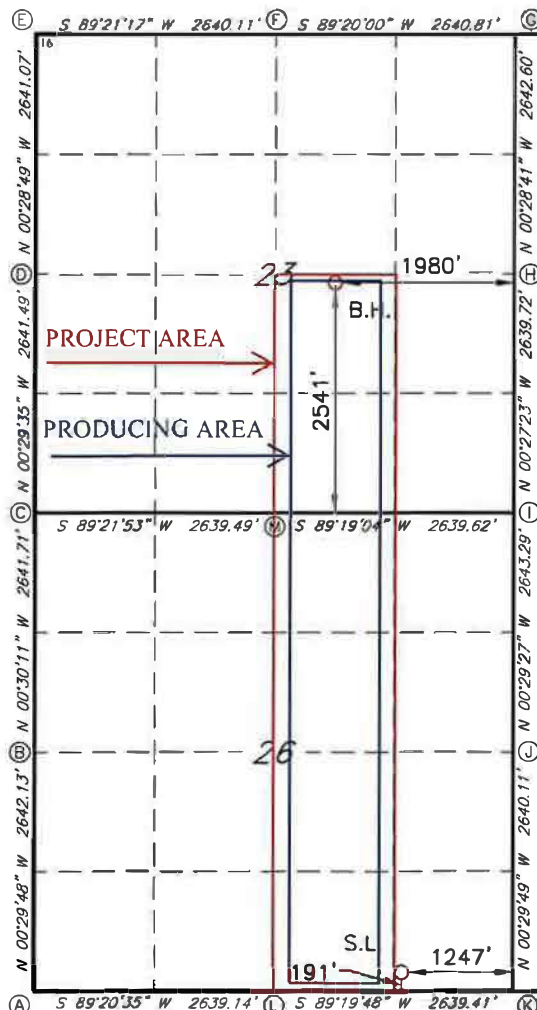
Form C-102  
Revised August 1, 2011  
Submit one copy to appropriate  
District Office

☐ AMENDED REPORT

WELL LOCATION AND ACREAGE DEDICATION PLAT

<sup>1</sup> API Number <b>30-025-46931</b>		<sup>2</sup> Pool Code <b>28435</b>		<sup>3</sup> Pool Name <b>GRAMA RIDGE NE; BONE SPRING, NE</b>					
<sup>4</sup> Property Code <b>327228</b>		<sup>5</sup> Property Name <b>INLAND 26/23 B20J STATE COM</b>						<sup>6</sup> Well Number <b>1H</b>	
<sup>7</sup> OGRID NO. <b>14744</b>		<sup>8</sup> Operator Name <b>MEWBOURNE OIL COMPANY</b>						<sup>9</sup> Elevation <b>3679'</b>	
<sup>10</sup> Surface Location									
UL or lot no. <b>P</b>	Section <b>26</b>	Township <b>21S</b>	Range <b>34E</b>	Lot Idn	Feet from the <b>191</b>	North/South line <b>SOUTH</b>	Feet From the <b>1247</b>	East/West line <b>EAST</b>	County <b>LEA</b>
<sup>11</sup> Bottom Hole Location If Different From Surface									
UL or lot no. <b>J</b>	Section <b>23</b>	Township <b>21S</b>	Range <b>34E</b>	Lot Idn	Feet from the <b>2541</b>	North/South line <b>SOUTH</b>	Feet from the <b>1980</b>	East/West line <b>EAST</b>	County <b>LEA</b>
<sup>12</sup> Dedicated Acres <b>240</b>		<sup>13</sup> Joint or Infill		<sup>14</sup> Consolidation Code		<sup>15</sup> Order No.			

No allowable will be assigned to this completion until all interest have been consolidated or a non-standard unit has been approved by the division.



**GEODETIC DATA**  
NAD 83 GRID - NM EAST  
**SURFACE LOCATION**  
N 526146.1 - E 818120.4  
LAT: 32.4432446° N  
LONG: 103.4361234° W  
**BOTTOM HOLE**  
N 533769.1 - E 817323.0  
LAT: 32.4642147° N  
LONG: 103.4385008° W  
**CORNER DATA**  
NAD 83 GRID - NM EAST  
A: FOUND BRASS CAP "1913"  
N 525908.6 - E 814091.1  
B: FOUND BRASS CAP "1913"  
N 528550.2 - E 814068.2  
C: FOUND BRASS CAP "1913"  
N 531191.3 - E 814045.0  
D: FOUND BRASS CAP "1913"  
N 533832.2 - E 814022.3  
E: FOUND BRASS CAP "1913"  
N 536472.7 - E 814000.1  
F: FOUND BRASS CAP "1913"  
N 536502.5 - E 816639.6  
G: FOUND BRASS CAP "1913"  
N 536533.2 - E 819279.7  
H: FOUND BRASS CAP "1913"  
N 533891.2 - E 819301.8  
I: FOUND BRASS CAP "1913"  
N 531252.0 - E 819322.8  
J: FOUND BRASS CAP "1913"  
N 528609.3 - E 819345.4  
K: FOUND BRASS CAP "1913"  
N 525969.8 - E 819368.3  
L: FOUND BRASS CAP "1913"  
N 525938.9 - E 816729.6  
M: FOUND BRASS CAP "1913"  
N 531220.6 - E 816683.8

**17 OPERATOR CERTIFICATION**

I hereby certify that the information contained herein is true and complete to the best of my knowledge and belief, and that this or KAKNization either owns a working interest or unleased mineral interest in the land including the proposed bottom hole location or has a right to drill this well at this location pursuant to a contract with an owner of such a mineral or working interest, or to a voluntary pooling agreement or a compulsory pooling

order heretofore entered by the division.

Signature *B.B.* Date **2/19/20**  
**BRADLEY BISHOP**  
Printed Name  
**BBISHOP@MEWBOURNE.COM**  
E-mail Address

**18 SURVEYOR CERTIFICATION**

I hereby certify that the well location shown on this plat was plotted from field notes of actual surveys made by me or under my supervision, and that the same is true and correct to the best of my belief.

**02-11-2020**

Date of Survey

Signature and Seal of Professional Surveyor

**19680**

Certificate Number



Job No.: **LS1810205R**

Mewbourne Oil Co.  
Case 22378  
Exhibit A-4



District I  
1625 N. French Dr., Hobbs, NM 88240  
Phone: (575) 393-6161 Fax: (575) 393-0720  
District II  
811 S. First St., Artesia, NM 88210  
Phone: (575) 748-1283 Fax: (575) 748-9720  
District III  
1000 Rio Brazos Road, Aztec, NM 87410  
Phone: (505) 334-6178 Fax: (505) 334-6170  
District IV  
1220 S. St. Francis Dr., Santa Fe, NM 87505  
Phone: (505) 476-3460 Fax: (505) 476-3462

State of New Mexico  
Energy, Minerals & Natural Resources Department  
OIL CONSERVATION DIVISION  
1220 South St. Francis Dr.  
Santa Fe, NM 87505

Form C-102  
Revised August 1, 2011  
Submit one copy to appropriate  
District Office

☒ AMENDED REPORT  
AS DRILLED

## WELL LOCATION AND ACREAGE DEDICATION PLAT

<sup>1</sup> API Number 30-025-46931		<sup>2</sup> Pool Code 28435		<sup>3</sup> Pool Name Grama Ridge; Bone Spring NE					
<sup>4</sup> Property Code 327228		<sup>5</sup> Property Name INLAND 26/23 B20J STATE COM						<sup>6</sup> Well Number 1H	
<sup>7</sup> GRID NO. 14744		<sup>8</sup> Operator Name MEWBOURNE OIL COMPANY						<sup>9</sup> Elevation 3679'	
<sup>10</sup> Surface Location									
UL or lot no. P	Section 26	Township 21S	Range 34E	Lot Idn	Feet from the 191	North/South line SOUTH	Feet From the 1247	East/West line EAST	County LEA
<sup>11</sup> Bottom Hole Location If Different From Surface									
UL or lot no. J	Section 23	Township 21S	Range 34E	Lot Idn	Feet from the 2554	North/South line SOUTH	Feet from the 1960	East/West line EAST	County LEA
<sup>12</sup> Dedicated Acres 240		<sup>13</sup> Joint or Infill		<sup>14</sup> Consolidation Code		<sup>15</sup> Order No.			

No allowable will be assigned to this completion until all interest have been consolidated or a non-standard unit has been approved by the division.

	<p><b>GEODETIC DATA</b> NAD 83 GRID - NM EAST</p> <p><b>SURFACE LOCATION</b> N 526146.1 - E 816120.4 LAT: 32.4432446° N LONG: 103.4361234° W</p> <p><b>BOTTOM HOLE</b> N 533769.1 - E 817323.0 LAT: 32.4642147° N LONG: 103.4385008° W</p> <p><b>CORNER DATA</b> NAD 83 GRID - NM EAST</p> <p>A: FOUND BRASS CAP "1913" N 525908.6 - E 814091.1</p> <p>B: FOUND BRASS CAP "1913" N 528550.2 - E 814068.2</p> <p>C: FOUND BRASS CAP "1913" N 531191.3 - E 814045.0</p> <p>D: FOUND BRASS CAP "1913" N 533832.2 - E 814022.3</p> <p>E: FOUND BRASS CAP "1913" N 536472.7 - E 814000.1</p> <p>F: FOUND BRASS CAP "1913" N 536502.5 - E 816639.6</p> <p>G: FOUND BRASS CAP "1913" N 536533.2 - E 819279.7</p> <p>H: FOUND BRASS CAP "1913" N 533891.2 - E 819301.8</p> <p>I: FOUND BRASS CAP "1913" N 531252.0 - E 819322.8</p> <p>J: FOUND BRASS CAP "1913" N 528609.3 - E 819345.4</p> <p>K: FOUND BRASS CAP "1913" N 525969.8 - E 819368.3</p> <p>L: FOUND BRASS CAP "1913" N 525938.9 - E 816729.6</p> <p>M: FOUND BRASS CAP "1913" N 531220.6 - E 816683.8</p>	<p><b>17 OPERATOR CERTIFICATION</b> I hereby certify that the information contained herein is true and complete to the best of my knowledge and belief, and that this or KAKNization either owns a working interest or unleased mineral interest in the land including the proposed bottom hole location or has a right to drill this well at this location pursuant to a contract with an owner of such a mineral or working interest, or to a voluntary pooling agreement or a compulsory pooling order heretofore entered by the division.</p> <p>Signature: Jackie Lathan Date: 04/12/2021 Printed Name: Jackie Lathan E-mail Address: jlathan@mewbourne.com</p>
	<p><b>18 SURVEYOR CERTIFICATION</b> I hereby certify that the well location shown on this plat was plotted from field notes of actual surveys made by me or under my supervision, and that the same is true and correct to the best of my belief.</p> <p>02-11-2020 Date of Survey</p> <p>Signature and Seal of Professional Surveyor: [Signature] 19680 Certificate Number</p>	

Job No.: LS1810205R

**STATE OF NEW MEXICO  
ENERGY, MINERALS AND NATURAL RESOURCES DEPARTMENT  
OIL CONSERVATION DIVISION**

**IN THE MATTER OF APPLICATION FOR  
COMPULSORY POOLING SUBMITTED BY  
MEWBOURNE OIL COMPANY**

**CASE NO. 21157**

**ORDER NO. R-21293**

**ORDER**

The Director of the New Mexico Oil Conservation Division ("OCD"), having heard this matter through a Hearing Examiner on April 16, 2020, and after considering the testimony, evidence, and recommendation of the Hearing Examiner, issues the following Order.

**FINDINGS OF FACT**

1. Mewbounre Oil Company ("Operator") submitted an application ("Application") to compulsory pool the uncommitted oil and gas interests within the spacing unit ("Unit") described in Exhibit A. The Unit is expected to be a standard horizontal spacing unit. 19.15.16.15(B) NMAC. Operator seeks to be designated the operator of the Unit.
2. Operator will dedicate the well(s) described in Exhibit A ("Well(s)") to the Unit.
3. Operator proposes the supervision and risk charges for the Well(s) described in Exhibit A.
4. Operator identified the owners of uncommitted interests in oil and gas minerals in the Unit and provided evidence that notice was given.
5. The Application was heard by the Hearing Examiner on the date specified above, during which Operator presented evidence through affidavits in support of the Application. No other party presented evidence at the hearing.

**CONCLUSIONS OF LAW**

6. OCD has jurisdiction to issue this Order pursuant to NMSA 1978, Section 70-2-17.
7. Operator is the owner of an oil and gas working interest within the Unit.
8. Operator satisfied the notice requirements for the Application and the hearing as required by 19.15.4.12 NMAC.
9. OCD satisfied the notice requirements for the hearing as required by 19.15.4.9 NMAC.
10. Operator has the right to drill the Well(s) to a common source of supply at the depth(s) and location(s) in the Unit described in Exhibit A.

Mewbourne Oil Co.  
Case 22378  
Exhibit A-5

11. The Unit contains separately owned uncommitted interests in oil and gas minerals.
12. Some of the owners of the uncommitted interests have not agreed to commit their interests to the Unit.
13. The pooling of uncommitted interests in the Unit will prevent waste and protect correlative rights, including the drilling of unnecessary wells.
14. This Order affords to the owner of an uncommitted interest the opportunity to produce his just and equitable share of the oil or gas in the pool.

### ORDER

15. The uncommitted interests in the Unit are pooled as set forth in Exhibit A.
16. The Unit shall be dedicated to the Well(s) set forth in Exhibit A.
17. Operator is designated as operator of the Unit and the Well(s).
18. If the location of a well will be unorthodox under the spacing rules in effect at the time of completion, Operator shall obtain the OCD's approval for a non-standard location in accordance with 19.15.16.15(C) NMAC.
19. The Operator shall commence drilling the Well(s) within one year after the date of this Order, and complete each Well no later than one (1) year after the commencement of drilling the Well.
20. This Order shall terminate automatically if Operator fails to comply with Paragraph 19 unless Operator obtains an extension by an amendment of this Order for good cause shown.
21. The infill well requirements in 19.15.13.9 NMAC through 19.15.13.12 NMAC shall be applicable.
22. Operator shall submit to each owner of an uncommitted working interest in the pool ("Pooled Working Interest") an itemized schedule of estimated costs to drill, complete, and equip the well ("Estimated Well Costs").
23. No later than thirty (30) days after Operator submits the Estimated Well Costs, the owner of a Pooled Working Interest shall elect whether to pay its share of the Estimated Well Costs or its share of the actual costs to drill, complete and equip the well ("Actual Well Costs") out of production from the well. An owner of a Pooled Working Interest who elects to pay its share of the Estimated Well Costs shall render payment to Operator no later than thirty (30) days after the expiration of the election period, and shall be liable for operating costs, but not risk charges, for the well. An owner of a Pooled Working Interest who fails to pay its share of the Estimated Well Costs or who




elects to pay its share of the Actual Well Costs out of production from the well shall be considered to be a "Non-Consenting Pooled Working Interest."

24. No later than one hundred eighty (180) days after Operator submits a Form C-105 for a well, Operator shall submit to OCD and each owner of a Pooled Working Interest an itemized schedule of the Actual Well Costs. The Actual Well Costs shall be considered to be the Reasonable Well Costs unless OCD or an owner of a Pooled Working Interest files a written objection no later than forty-five (45) days after receipt of the schedule. If OCD or an owner of a Pooled Working Interest files a timely written objection, OCD shall determine the Reasonable Well Costs after public notice and hearing.
25. No later than sixty (60) days after the expiration of the period to file a written objection to the Actual Well Costs or OCD's order determining the Reasonable Well Costs, whichever is later, each owner of a Pooled Working Interest who paid its share of the Estimated Well Costs shall pay to Operator its share of the Reasonable Well Costs that exceed the Estimated Well Costs, or Operator shall pay to each owner of a Pooled Working Interest who paid its share of the Estimated Well Costs its share of the Estimated Well Costs that exceed the Reasonable Well Costs.
26. The reasonable charges for supervision to drill and produce a well ("Supervision Charges") shall not exceed the rates specified in Exhibit A, provided however that the rates shall be adjusted annually pursuant to the COPAS form entitled "Accounting Procedure-Joint Operations."
27. No later than within ninety (90) days after Operator submits a Form C-105 for a well, Operator shall submit to OCD and each owner of a Pooled Working Interest an itemized schedule of the reasonable charges for operating and maintaining the well ("Operating Charges"), provided however that Operating Charges shall not include the Reasonable Well Costs or Supervision Charges. The Operating Charges shall be considered final unless OCD or an owner of a Pooled Working Interest files a written objection no later than forty-five (45) days after receipt of the schedule. If OCD or an owner of a Pooled Working Interest files a timely written objection, OCD shall determine the Operating Charges after public notice and hearing.
28. Operator may withhold the following costs and charges from the share of production due to each owner of a Pooled Working Interest who paid its share of the Estimated Well Costs: (a) the proportionate share of the Supervision Charges; and (b) the proportionate share of the Operating Charges.
29. Operator may withhold the following costs and charges from the share of production due to each owner of a Non-Consenting Pooled Working Interest: (a) the proportionate share of the Reasonable Well Costs; (b) the proportionate share of the Supervision and Operating Charges; and (c) the percentage of the Reasonable Well Costs specified as the charge for risk described in Exhibit A.

30. Operator shall distribute a proportionate share of the costs and charges withheld pursuant to paragraph 29 to each Pooled Working Interest that paid its share of the Estimated Well Costs.
31. Each year on the anniversary of this Order, and no later than ninety (90) days after each payout, Operator shall provide to OCD and each owner of a Non-Consenting Pooled Working Interest a schedule of the revenue attributable to a well and the Supervision and Operating Costs charged against that revenue.
32. Any cost or charge that is paid out of production shall be withheld only from the share due to an owner of a Pooled Working Interest. No cost or charge shall be withheld from the share due to an owner of a royalty interests. For the purpose of this Order, an unleased mineral interest shall consist of a seven-eighths (7/8) working interest and a one-eighth (1/8) royalty interest.
33. Except as provided above, Operator shall hold the revenue attributable to a well that is not disbursed for any reason for the account of the person(s) entitled to the revenue as provided in the Oil and Gas Proceeds Payment Act, NMSA 1978, Sections 70-10-1 *et seq.*, and relinquish such revenue as provided in the Uniform Unclaimed Property Act, NMSA 1978, Sections 7-8A-1 *et seq.*
34. The Unit shall terminate if (a) the owners of all Pooled Working Interests reach a voluntary agreement; or (b) the well(s) drilled on the Unit are plugged and abandoned in accordance with the applicable rules. Operator shall inform OCD no later than thirty (30) days after such occurrence.
35. OCD retains jurisdiction of this matter for the entry of such orders as may be deemed necessary.

**STATE OF NEW MEXICO  
OIL CONSERVATION DIVISION**



**ADRIENNE SANDOVAL  
DIRECTOR**

AES/jag

Date: 4/28/2020

CASE NO. 21157  
ORDER NO. R-21293

Page 4 of 7

## Exhibit A

<b>COMPULSORY POOLING APPLICATION CHECKLIST</b>	
<b>ALL INFORMATION IN THE APPLICATION MUST BE SUPPORTED BY SIGNED AFFIDAVITS</b>	
<b>Case:</b>	<b>21157</b>
<b>Date</b>	<b>April 10, 2020</b>
<b>Applicant</b>	Mewbourne Oil Company
<b>Designated Operator &amp; OGRID (affiliation if applicable)</b>	Mewbourne Oil Company/OGRID No. 14744
<b>Applicant's Counsel:</b>	Dana Hardy
<b>Case Title:</b>	Application of Mewbourne Oil Company for Compulsory Pooling, Lea County, New Mexico
<b>Entries of Appearance/Intervenors:</b>	None
<b>Well Family</b>	Inland 26/23 B2PI State Com. Well No. 1H
<b>Formation/Pool</b>	
<b>Formation Name(s) or Vertical Extent:</b>	Bone Spring Formation
<b>Primary Product (Oil or Gas):</b>	Oil
<b>Pooling this vertical extent:</b>	Entire Bone Spring formation
<b>Pool Name and Pool Code:</b>	GRAMA RIDGE BONE SPRING, NE/Pool Code 28435
<b>Well Location Setback Rules:</b>	Statewide rules and current horizontal well rules
<b>Spacing Unit Size:</b>	Quarter-quarter sections/40 acres
<b>Spacing Unit</b>	
<b>Type (Horizontal/Vertical)</b>	Horizontal
<b>Size (Acres)</b>	240 acres
<b>Building Blocks:</b>	40 acres
<b>Orientation:</b>	South-North
<b>Description: TRS/County</b>	E/2E/2 §26 and E/2SE/4 §23-21S-34E, NMPM, Lea County
<b>Standard Horizontal Well Spacing Unit (Y/N), If No, describe</b>	Yes
<b>Other Situations</b>	
<b>Depth Severance: Y/N. If yes, description</b>	No
<b>Proximity Tracts: If yes, description</b>	No
<b>Proximity Defining Well: If yes, description</b>	N/A
<b>Applicant's Ownership in Each Tract</b>	Exhibits A-3 and A-5
<b>Well(s)</b>	
<b>Name &amp; API (if assigned), surface and bottom hole location, footages, completion target, orientation, completion status (standard or non-standard)</b>	Inland 26/23 B2PI State Com. Well No. 1H API No. 30-025-45283 SHL: 205 FSL & 1220 FEL §26 BHL: 2540 FSL & 500 FEL §23 Second Bone Spring Sand Standup Standard
<b>Horizontal Well First and Last Take Points</b>	FTP: 100' FSL and 500' FEL, Section 26 LTP: 2540' FSL and 500' FEL, Section 23


CASE NO. 21157  
ORDER NO. R-21293

Page 5 of 7

Completion Target (Formation, TVD and MD)	2 <sup>nd</sup> Bone Spring Sand/TVD 10364 feet/MD 17978 feet
<b>AFE Capex and Operating Costs</b>	
Drilling Supervision/Month \$	\$8000 – Exhibit A
Production Supervision/Month \$	\$800 – Exhibit A
Justification for Supervision Costs	Exhibit A
Requested Risk Charge	Cost + 200% – Exhibit A
<b>Notice of Hearing</b>	
Proposed Notice of Hearing	Exhibit A-9
Proof of Mailed Notice of Hearing (20 days before hearing)	Exhibit A-10
Proof of Published Notice of Hearing (10 days before hearing)	Exhibit A-11
<b>Ownership Determination</b>	
Land Ownership Schematic of the Spacing Unit	Exhibit A-3
Tract List (including lease numbers and owners)	Exhibit A-3
Pooled Parties (including ownership type)	Exhibit A-5
Unlocatable Parties to be Pooled	Not applicable
Ownership Depth Severance (including percentage above & below)	None
<b>Joinder</b>	
Sample Copy of Proposal Letter	Exhibit A-6
List of Interest Owners (i.e. Exhibit A of JOA)	Exhibit A-8
Chronology of Contact with Non-Joined Working Interests	Exhibit A-7
Overhead Rates in Proposal Letter	Exhibit A-6
Cost Estimate to Drill and Complete	Exhibit A-12
Cost Estimate to Equip Well	Exhibit A-12
Cost Estimate for Production Facilities	Exhibit A-12
<b>Geology</b>	
Summary (including special considerations)	Exhibit B
Spacing Unit Schematic	Exhibit B-1
Gunbarrel/Lateral Trajectory Schematic	Exhibit B-6
Well Orientation (with rationale)	Exhibit B
Target Formation	Exhibit B, Bone Spring
HSU Cross Section	Exhibit B-4
Depth Severance Discussion	Not Applicable
<b>Forms, Figures and Tables</b>	
C-102	Exhibit A-2
Tracts	Exhibit A-3
Summary of Interests, Unit Recapitulation (Tracts)	Exhibits A-3, A-4
General Location Map (including basin)	Exhibit A-1
Well Bore Location Map	Exhibits B-1, B-2, B-3

CASE NO. 21157  
ORDER NO. R-21293

Page 6 of 7

Structure Contour Map - Subsea Depth	Exhibit B-2
Cross Section Location Map (including wells)	Exhibit B-2
Cross Section (including Landing Zone)	Exhibit B-4
Additional Information	
CERTIFICATION: I hereby certify that the information provided in this checklist is complete and accurate.	
Printed Name (Attorney or Party Representative):	Dana Hardy
Signed Name (Attorney or Party Representative):	
Date:	April 10, 2020

CASE NO. 21157  
ORDER NO. R-21293

Page 7 of 7



District I  
1625 N. French Dr., Hobbs, NM 88240  
Phone: (575) 393-6161 Fax: (575) 393-0720  
District II  
811 S. First St., Artesia, NM 88210  
Phone: (575) 748-1283 Fax: (575) 748-9720  
District III  
1000 Rio Brazos Road, Aztec, NM 87410  
Phone: (505) 334-6178 Fax: (505) 334-6170  
District IV  
1220 S. St. Francis Dr., Santa Fe, NM 87505  
Phone: (505) 476-3460 Fax: (505) 476-3462

State of New Mexico  
Energy, Minerals & Natural Resources Department  
OIL CONSERVATION DIVISION  
1220 South St. Francis Dr.  
Santa Fe, NM 87505

Form C-102  
Revised August 1, 2011  
Submit one copy to appropriate  
District Office

☐ AMENDED REPORT

WELL LOCATION AND ACREAGE DEDICATION PLAT

<sup>1</sup> API Number <b>30-025-45283</b>	<sup>2</sup> Pool Code <b>28430 28435</b>	<sup>3</sup> Well Name <b>GRAMA RIDGE; BONE SPRING, NE</b>
<sup>4</sup> Property Code <b>322759</b>	<sup>5</sup> Property Name <b>INLAND 26/23 B2PI STATE COM</b>	<sup>6</sup> Well Number <b>1H</b>
<sup>7</sup> OGRID NO. <b>14744</b>	<sup>8</sup> Operator Name <b>MEWBOURNE OIL COMPANY</b>	<sup>9</sup> Elevation <b>3677'</b>

<sup>10</sup> Surface Location

UL or lot no.	Section	Township	Range	Lot Idn	Feet from the	North/South line	Feet From the	East/West line	County
<b>P</b>	<b>26</b>	<b>21S</b>	<b>34E</b>		<b>205</b>	<b>SOUTH</b>	<b>450</b>	<b>EAST</b>	<b>LEA</b>

<sup>11</sup> Bottom Hole Location If Different From Surface

UL or lot no.	Section	Township	Range	Lot Idn	Feet from the	North/South line	Feet from the	East/West line	County
<b>I</b>	<b>23</b>	<b>21S</b>	<b>34E</b>		<b>2540</b>	<b>SOUTH</b>	<b>500</b>	<b>EAST</b>	<b>LEA</b>

<sup>12</sup> Dedicated Acres <b>240</b>	<sup>13</sup> Joint or Infill	<sup>14</sup> Consolidation Code	<sup>15</sup> Order No.
---	-------------------------------	----------------------------------	-------------------------

No allowable will be assigned to this completion until all interest have been consolidated or a non-standard unit has been approved by the division.

<p>PROJECT AREA</p> <p>PRODUCING AREA</p> <p>500'</p> <p>2540'</p> <p>450'</p> <p>205'</p> <p>S.L.</p>	<p><b>GEODETIC DATA</b> NAD 83 GRID - NM EAST</p> <p><b>SURFACE LOCATION</b> N 526169.5 - E 818916.7 LAT: 32.4432905° N LONG: 103.4335419° W</p> <p><b>BOTTOM HOLE</b> N 533785.8 - E 818802.7 LAT: 32.4642263° N LONG: 103.4337034° W</p> <p><b>CORNER DATA</b> NAD 83 GRID - NM EAST</p> <p>A: FOUND BRASS CAP "1913" N 525908.6 - E 814091.1</p> <p>B: FOUND BRASS CAP "1913" N 528550.2 - E 814068.2</p> <p>C: FOUND BRASS CAP "1913" N 531191.3 - E 814045.0</p> <p>D: FOUND BRASS CAP "1913" N 533832.2 - E 814022.3</p> <p>E: FOUND BRASS CAP "1913" N 536472.7 - E 814000.1</p> <p>F: FOUND BRASS CAP "1913" N 536502.5 - E 816639.6</p> <p>G: FOUND BRASS CAP "1913" N 536533.2 - E 819279.7</p> <p>H: FOUND BRASS CAP "1913" N 533891.2 - E 819301.8</p> <p>I: FOUND BRASS CAP "1913" N 531252.0 - E 819322.8</p> <p>J: FOUND BRASS CAP "1913" N 528609.3 - E 819345.4</p> <p>K: FOUND BRASS CAP "1913" N 525969.8 - E 819368.3</p> <p>L: FOUND BRASS CAP "1913" N 525938.9 - E 816729.6</p> <p>M: FOUND BRASS CAP "1913" N 531220.6 - E 816683.8</p>	<p><b><sup>17</sup> OPERATOR CERTIFICATION</b> I hereby certify that the information contained herein is true and complete to the best of my knowledge and belief, and that this organization either owns a working interest or unleased mineral interest in the land including the proposed bottom hole location or has a right to drill this well at this location pursuant to a contract with an owner of such a mineral or working interest, or to a voluntary pooling agreement or a compulsory pooling order heretofore entered by the division.</p> <p>Signature: <u>Bradley Bishop</u> Date: <u>10-22-18</u> <b>BRADLEY BISHOP</b> Printed Name E-mail Address: <u>BBISHOP@MEWBOURNE.COM</u></p>
	<p><b><sup>18</sup> SURVEYOR CERTIFICATION</b> I hereby certify that the well location shown on this plat was plotted from field notes of actual surveys made by me or under my supervision, and that the same is true and correct to the best of my belief.</p> <p><b>5-5-18</b> Date of Survey</p> <p>Signature and Seal of Professional Surveyor: <u>Robert M. Howett</u> <b>19680</b> Certificate Number REV: 10/15/18 - B.H. MOVE</p>	

RRC - Job No.: **LS1804574D**

Mewbourne Oil Co.  
Case 22378  
Exhibit A-6

District I  
1625 N. French Dr., Hobbs, NM 88240  
Phone: (575) 393-6161 Fax: (575) 393-0720  
District II  
811 S. First St., Artesia, NM 88210  
Phone: (575) 748-1283 Fax: (575) 748-9720  
District III  
1000 Rio Brazos Road, Aztec, NM 87410  
Phone: (505) 334-6178 Fax: (505) 334-6170  
District IV  
1220 S. St. Francis Dr., Santa Fe, NM 87505  
Phone: (505) 476-3460 Fax: (505) 476-3462

State of New Mexico  
Energy, Minerals & Natural Resources Department  
OIL CONSERVATION DIVISION  
1220 South St. Francis Dr.  
Santa Fe, NM 87505

Form C-102  
Revised August 1, 2011  
Submit one copy to appropriate  
District Office

☒ AMENDED REPORT  
AS DRILLED

## WELL LOCATION AND ACREAGE DEDICATION PLAT

<sup>1</sup> API Number <b>30-025-45283</b>	<sup>2</sup> Pool Code <b>28435</b>	<sup>3</sup> Pool Name <b>Gamma Ridge; Bone Spring, NE</b>
<sup>4</sup> Property Code <b>322759</b>	<sup>5</sup> Property Name <b>INLAND 26/23 B2PI STATE COM</b>	
<sup>7</sup> GRID NO. <b>14744</b>	<sup>8</sup> Operator Name <b>MEWBOURNE OIL COMPANY</b>	<sup>6</sup> Well Number <b>1H</b>
		<sup>9</sup> Elevation <b>3679'</b>

<sup>10</sup> Surface Location

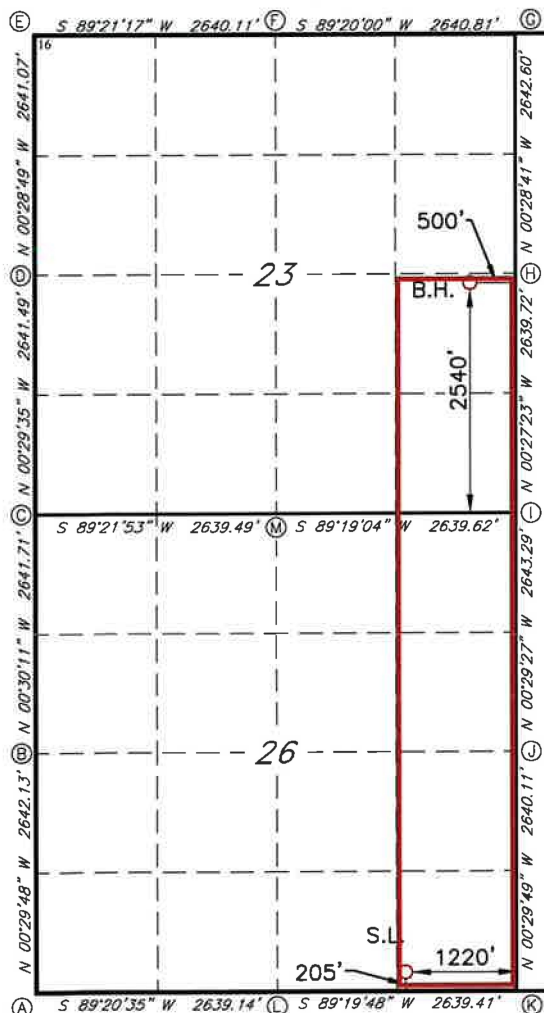
UL or lot no.	Section	Township	Range	Lot Idn	Feet from the	North/South line	Feet From the	East/West line	County
<b>P</b>	<b>26</b>	<b>21S</b>	<b>34E</b>		<b>205</b>	<b>SOUTH</b>	<b>1220</b>	<b>EAST</b>	<b>LEA</b>

<sup>11</sup> Bottom Hole Location If Different From Surface

UL or lot no.	Section	Township	Range	Lot Idn	Feet from the	North/South line	Feet from the	East/West line	County
<b>I</b>	<b>23</b>	<b>21S</b>	<b>34E</b>		<b>2554</b>	<b>SOUTH</b>	<b>500</b>	<b>EAST</b>	<b>LEA</b>

<sup>12</sup> Dedicated Acres <b>240</b>	<sup>13</sup> Joint or Infill	<sup>14</sup> Consolidation Code	<sup>15</sup> Order No.
---	-------------------------------	----------------------------------	-------------------------

No allowable will be assigned to this completion until all interest have been consolidated or a non-standard unit has been approved by the division.



**GEODETIC DATA**  
NAD 83 GRID - NM EAST  
**SURFACE LOCATION**  
N 526160.4 - E 816146.8  
LAT: 32.4432835° N  
LONG: 103.4360376° W  
**BOTTOM HOLE**  
N 533785.6 - E 816802.7  
LAT: 32.4642259° N  
LONG: 103.4337034° W

**CORNER DATA**  
NAD 83 GRID - NM EAST  
A: FOUND BRASS CAP "1913"  
N 525908.6 - E 814091.1  
B: FOUND BRASS CAP "1913"  
N 528550.2 - E 814068.2  
C: FOUND BRASS CAP "1913"  
N 531191.3 - E 814045.0  
D: FOUND BRASS CAP "1913"  
N 533832.2 - E 814022.3  
E: FOUND BRASS CAP "1913"  
N 536472.7 - E 814000.1  
F: FOUND BRASS CAP "1913"  
N 536502.5 - E 816639.6  
G: FOUND BRASS CAP "1913"  
N 536533.2 - E 819279.7  
H: FOUND BRASS CAP "1913"  
N 533891.2 - E 819301.8  
I: FOUND BRASS CAP "1913"  
N 531252.0 - E 819322.8  
J: FOUND BRASS CAP "1913"  
N 528609.3 - E 819345.4  
K: FOUND BRASS CAP "1913"  
N 525969.8 - E 819368.3  
L: FOUND BRASS CAP "1913"  
N 525938.9 - E 816729.6  
M: FOUND BRASS CAP "1913"  
N 531220.6 - E 816683.8

**17 OPERATOR CERTIFICATION**

I hereby certify that the information contained herein is true and complete to the best of my knowledge and belief, and that this organization either owns a working interest or unleased mineral interest in the land including the proposed bottom hole location or has a right to drill this well at this location pursuant to a contract with an owner of such a mineral or working interest, or to a voluntary pooling agreement or a compulsory pooling order heretofore entered by the division.

Signature: Jackie Lathan Date: 04/12/2021

Printed Name  
Jackie Lathan

E-mail Address  
jlathan@mewbourne.com

**18 SURVEYOR CERTIFICATION**

I hereby certify that the well location shown on this plat was plotted from field notes of actual surveys made by me or under my supervision, and that the same is true and correct to the best of my belief.

**1-15-2020**

Date of Survey

Signature and Seal of Professional Surveyor

**19680**

Certificate Number

REV: 4/22/20 BHL

Job No.: **LS1804574R**

## MEWBOURNE OIL COMPANY

FASKEN CENTER  
500 WEST TEXAS, SUITE 1020  
MIDLAND, TX 79701

TELEPHONE (432) 682-3715  
FACSIMILE (432) 685-4170

May 12, 2020

Via Certified Mail & Email

Siana Oil & Gas Company, LLC  
400 N. Sam Houston Pkwy East, Suite 601  
Houston, Texas 77060  
Attn: Karen Stanford

- Re: 1. Inland 26/23 B2PI State Com #1H  
Order No. R-21292  
W2E2 of Section 26 & W2SE4 of Section 23, T21S, R34E  
Lea County, New Mexico
2. Inland 26/23 B2OJ State Com #1H  
Order No. R-21293  
E2E2 of Section 26 & E2SE4 of Section 23, T21S, R34E  
Lea County, New Mexico

Ladies & Gentlemen:

Attached for your information and further handling is a copy of the referenced pooling orders both dated April 28, 2020 regarding the referenced proposed wells. Pursuant to ordering paragraph number 22 on page 2 of each order, enclosed is a copy of the AFE for both wells dated January 29, 2020 regarding Siana Oil & Gas Company, LLC's working interest of 10.000000% in the referenced proposed wells. The enclosed AFEs are an estimated well cost for the proposed wells. Pursuant to ordering paragraph number 23 on page 2 of each pooling order, please sign and return the AFE within 30 days of your receipt of the same in the event Siana Oil & Gas Company, LLC elects to participate in the proposed wells. Should Siana Oil & Gas Company, LLC elect to participate in the wells, please send me a check in the amount of \$803,750.00 for the Inland 26/23 B2PI well and \$803,730.00 for the Inland 26/23 B2OJ well made payable to Mewbourne Oil Company within 60 days from receipt of this letter.

Should you have any questions regarding the above, please email me at [bdunn@mewbourne.com](mailto:bdunn@mewbourne.com) or call me at (432) 682-3715. Thank you.

Sincerely,

MEWBOURNE OIL COMPANY



Brad Dunn  
Landman

Mewbourne Oil Co.  
Case 22378  
Exhibit A-7



STATE OF NEW MEXICO  
ENERGY, MINERALS AND NATURAL RESOURCES DEPARTMENT  
OIL CONSERVATION DIVISION

IN THE MATTER OF APPLICATION FOR  
COMPULSORY POOLING SUBMITTED BY  
MEWBOURNE OIL COMPANY

CASE NO. 21156  
ORDER NO. R-21292

ORDER

The Director of the New Mexico Oil Conservation Division (“OCD”), having heard this matter through a Hearing Examiner on April 16, 2020, and after considering the testimony, evidence, and recommendation of the Hearing Examiner, issues the following Order.

FINDINGS OF FACT

1. Mewbourne Oil Company (“Operator”) submitted an application (“Application”) to compulsory pool the uncommitted oil and gas interests within the spacing unit (“Unit”) described in Exhibit A. The Unit is expected to be a standard horizontal spacing unit. 19.15.16.15(B) NMAC. Operator seeks to be designated the operator of the Unit.
2. Operator will dedicate the well(s) described in Exhibit A (“Well(s)”) to the Unit.
3. Operator proposes the supervision and risk charges for the Well(s) described in Exhibit A.
4. Operator identified the owners of uncommitted interests in oil and gas minerals in the Unit and provided evidence that notice was given.
5. The Application was heard by the Hearing Examiner on the date specified above, during which Operator presented evidence through affidavits in support of the Application. No other party presented evidence at the hearing.

CONCLUSIONS OF LAW

6. OCD has jurisdiction to issue this Order pursuant to NMSA 1978, Section 70-2-17.
7. Operator is the owner of an oil and gas working interest within the Unit.
8. Operator satisfied the notice requirements for the Application and the hearing as required by 19.15.4.12 NMAC.
9. OCD satisfied the notice requirements for the hearing as required by 19.15.4.9 NMAC.
10. Operator has the right to drill the Well(s) to a common source of supply at the depth(s) and location(s) in the Unit described in Exhibit A.

11. The Unit contains separately owned uncommitted interests in oil and gas minerals.
12. Some of the owners of the uncommitted interests have not agreed to commit their interests to the Unit.
13. The pooling of uncommitted interests in the Unit will prevent waste and protect correlative rights, including the drilling of unnecessary wells.
14. This Order affords to the owner of an uncommitted interest the opportunity to produce his just and equitable share of the oil or gas in the pool.

#### ORDER

15. The uncommitted interests in the Unit are pooled as set forth in Exhibit A.
16. The Unit shall be dedicated to the Well(s) set forth in Exhibit A.
17. Operator is designated as operator of the Unit and the Well(s).
18. If the location of a well will be unorthodox under the spacing rules in effect at the time of completion, Operator shall obtain the OCD's approval for a non-standard location in accordance with 19.15.16.15(C) NMAC.
19. The Operator shall commence drilling the Well(s) within one year after the date of this Order, and complete each Well no later than one (1) year after the commencement of drilling the Well.
20. This Order shall terminate automatically if Operator fails to comply with Paragraph 19 unless Operator obtains an extension by an amendment of this Order for good cause shown.
21. The infill well requirements in 19.15.13.9 NMAC through 19.15.13.12 NMAC shall be applicable.
22. Operator shall submit to each owner of an uncommitted working interest in the pool ("Pooled Working Interest") an itemized schedule of estimated costs to drill, complete, and equip the well ("Estimated Well Costs").
23. No later than thirty (30) days after Operator submits the Estimated Well Costs, the owner of a Pooled Working Interest shall elect whether to pay its share of the Estimated Well Costs or its share of the actual costs to drill, complete and equip the well ("Actual Well Costs") out of production from the well. An owner of a Pooled Working Interest who elects to pay its share of the Estimated Well Costs shall render payment to Operator no later than thirty (30) days after the expiration of the election period, and shall be liable for operating costs, but not risk charges, for the well. An owner of a Pooled Working Interest who fails to pay its share of the Estimated Well Costs or who

CASE NO. 21156  
ORDER NO. R-21292


Page 2 of 7

elects to pay its share of the Actual Well Costs out of production from the well shall be considered to be a "Non-Consenting Pooled Working Interest."

24. No later than one hundred eighty (180) days after Operator submits a Form C-105 for a well, Operator shall submit to OCD and each owner of a Pooled Working Interest an itemized schedule of the Actual Well Costs. The Actual Well Costs shall be considered to be the Reasonable Well Costs unless OCD or an owner of a Pooled Working Interest files a written objection no later than forty-five (45) days after receipt of the schedule. If OCD or an owner of a Pooled Working Interest files a timely written objection, OCD shall determine the Reasonable Well Costs after public notice and hearing.
25. No later than sixty (60) days after the expiration of the period to file a written objection to the Actual Well Costs or OCD's order determining the Reasonable Well Costs, whichever is later, each owner of a Pooled Working Interest who paid its share of the Estimated Well Costs shall pay to Operator its share of the Reasonable Well Costs that exceed the Estimated Well Costs, or Operator shall pay to each owner of a Pooled Working Interest who paid its share of the Estimated Well Costs its share of the Estimated Well Costs that exceed the Reasonable Well Costs.
26. The reasonable charges for supervision to drill and produce a well ("Supervision Charges") shall not exceed the rates specified in Exhibit A, provided however that the rates shall be adjusted annually pursuant to the COPAS form entitled "Accounting Procedure-Joint Operations."
27. No later than within ninety (90) days after Operator submits a Form C-105 for a well, Operator shall submit to OCD and each owner of a Pooled Working Interest an itemized schedule of the reasonable charges for operating and maintaining the well ("Operating Charges"), provided however that Operating Charges shall not include the Reasonable Well Costs or Supervision Charges. The Operating Charges shall be considered final unless OCD or an owner of a Pooled Working Interest files a written objection no later than forty-five (45) days after receipt of the schedule. If OCD or an owner of a Pooled Working Interest files a timely written objection, OCD shall determine the Operating Charges after public notice and hearing.
28. Operator may withhold the following costs and charges from the share of production due to each owner of a Pooled Working Interest who paid its share of the Estimated Well Costs: (a) the proportionate share of the Supervision Charges; and (b) the proportionate share of the Operating Charges.
29. Operator may withhold the following costs and charges from the share of production due to each owner of a Non-Consenting Pooled Working Interest: (a) the proportionate share of the Reasonable Well Costs; (b) the proportionate share of the Supervision and Operating Charges; and (c) the percentage of the Reasonable Well Costs specified as the charge for risk described in Exhibit A.

30. Operator shall distribute a proportionate share of the costs and charges withheld pursuant to paragraph 29 to each Pooled Working Interest that paid its share of the Estimated Well Costs.
31. Each year on the anniversary of this Order, and no later than ninety (90) days after each payout, Operator shall provide to OCD and each owner of a Non-Consenting Pooled Working Interest a schedule of the revenue attributable to a well and the Supervision and Operating Costs charged against that revenue.
32. Any cost or charge that is paid out of production shall be withheld only from the share due to an owner of a Pooled Working Interest. No cost or charge shall be withheld from the share due to an owner of a royalty interests. For the purpose of this Order, an unleased mineral interest shall consist of a seven-eighths (7/8) working interest and a one-eighth (1/8) royalty interest.
33. Except as provided above, Operator shall hold the revenue attributable to a well that is not disbursed for any reason for the account of the person(s) entitled to the revenue as provided in the Oil and Gas Proceeds Payment Act, NMSA 1978, Sections 70-10-1 *et seq.*, and relinquish such revenue as provided in the Uniform Unclaimed Property Act, NMSA 1978, Sections 7-8A-1 *et seq.*
34. The Unit shall terminate if (a) the owners of all Pooled Working Interests reach a voluntary agreement; or (b) the well(s) drilled on the Unit are plugged and abandoned in accordance with the applicable rules. Operator shall inform OCD no later than thirty (30) days after such occurrence.
35. OCD retains jurisdiction of this matter for the entry of such orders as may be deemed necessary.

STATE OF NEW MEXICO  
OIL CONSERVATION DIVISION



ADRIENNE SANDOVAL  
DIRECTOR  
AES/jag

Date: 4/28/2020

CASE NO. 21156  
ORDER NO. R-21292

Page 4 of 7

Exhibit A

COMPULSORY POOLING APPLICATION CHECKLIST	
ALL INFORMATION IN THE APPLICATION MUST BE SUPPORTED BY SIGNED AFFIDAVITS	
Case:	21156
Date	April 10, 2020
Applicant	Mewbourne Oil Company
Designated Operator & OGRID (affiliation if applicable)	Mewbourne Oil Company/OGRID No. 14744
Applicant's Counsel:	Dana Hardy
Case Title:	Application of Mewbourne Oil Company for Compulsory Pooling, Lea County, New Mexico
Entries of Appearance/Interveners:	None
Well Family	Inland 26/23 B2OJ State Com. Well No. 1H
Formation/Pool	
Formation Name(s) or Vertical Extent:	Bone Spring Formation
Primary Product (Oil or Gas):	Oil
Pooling this vertical extent:	Entire Bone Spring formation
Pool Name and Pool Code:	GRAMA RIDGE-BONE SPRING, NE/Pool Code 28435
Well Location Setback Rules:	Statewide rules and current horizontal well rules
Spacing Unit Size:	Quarter-quarter sections/40 acres
Spacing Unit	
Type (Horizontal/Vertical)	Horizontal
Size (Acres)	240 acres
Building Blocks:	40 acres
Orientation:	South-North
Description: TRS/County	W/2E/2 S26 and W/2SE/4 S23-21S-34E, NMPM, Lea County
Standard Horizontal Well Spacing Unit (Y/N), If No, describe	Yes
Other Situations	
Depth Severance: Y/N. If yes, description	No
Proximity Tracts: If yes, description	No
Proximity Defining Well: If yes, description	N/A
Applicant's Ownership in Each Tract	Exhibits A-3 and A-5
Well(s)	
Name & API (if assigned), surface and bottom hole location, footages, completion target, orientation, completion status (standard or non-standard)	Inland 26/23 B2OJ State Com. Well No. 1H API No. 30-025-46931 SHL: 205 FSL & 1250 FEL S26 BHL: 2540 FSL & 1980 FEL S23 Second Bone Spring Sand Standup Standard
Horizontal Well First and Last Take Points	FTP: 100 FSL & 1980 FEL S26 LTP: 485 FSL & 1980 FEL S23


CASE NO. 21156  
ORDER NO. R-21292



Completion Target (Formation, TVD and MD)	2 <sup>nd</sup> Bone Spring Sand/TVD 10381 feet/MD 17772 feet
<b>AFE Capex and Operating Costs</b>	
Drilling Supervision/Month \$	\$8000 – Exhibit A
Production Supervision/Month \$	\$800 – Exhibit A
Justification for Supervision Costs	Exhibit A
Requested Risk Charge	Cost + 200% - Exhibit A
<b>Notice of Hearing</b>	
Proposed Notice of Hearing	Exhibit A-9
Proof of Mailed Notice of Hearing (20 days before hearing)	Exhibit A-10
Proof of Published Notice of Hearing (10 days before hearing)	Exhibit A-11
<b>Ownership Determination</b>	
Land Ownership Schematic of the Spacing Unit	Exhibit A-3
Tract List (including lease numbers and owners)	Exhibit A-3
Pooled Parties (including ownership type)	Exhibit A-5
Unlocatable Parties to be Pooled	Not applicable
Ownership Depth Severance (including percentage above & below)	None
<b>Joinder</b>	
Sample Copy of Proposal Letter	Exhibit A-6
List of Interest Owners (i.e. Exhibit A of JOA)	Exhibit A-8
Chronology of Contact with Non-Joined Working Interests	Exhibit A-7
Overhead Rates In Proposal Letter	Exhibit A-6
Cost Estimate to Drill and Complete	Exhibit A-12
Cost Estimate to Equip Well	Exhibit A-12
Cost Estimate for Production Facilities	Exhibit A-12
<b>Geology</b>	
Summary (including special considerations)	Exhibit B
Spacing Unit Schematic	Exhibit B-1
Gunbarrel/Lateral Trajectory Schematic	Exhibit B-6
Well Orientation (with rationale)	Exhibit B
Target Formation	Exhibit B, Bone Spring
HSU Cross Section	Exhibit B-4
Depth Severance Discussion	Not Applicable
<b>Forms, Figures and Tables</b>	
C-102	Exhibit A-2
Tracts	Exhibit A-3
Summary of Interests, Unit Recapitulation (Tracts)	Exhibits A-3, A-4
General Location Map (including basin)	Exhibit A-1
Well Bore Location Map	Exhibits B-1, B-2, B-3

CASE NO. 21156  
ORDER NO. R-21292



Structure Contour Map - Subsea Depth	Exhibit B-2
Cross Section Location Map (including wells)	Exhibit B-2
Cross Section (including Landing Zone)	Exhibit B-4
Additional Information	
CERTIFICATION: I hereby certify that the information provided in this checklist is complete and accurate.	
Printed Name (Attorney or Party Representative):	Dana Hardy
Signed Name (Attorney or Party Representative):	
Date:	April 10, 2020

CASE NO. 21156  
ORDER NO. R-21292

STATE OF NEW MEXICO  
ENERGY, MINERALS AND NATURAL RESOURCES DEPARTMENT  
OIL CONSERVATION DIVISION

IN THE MATTER OF APPLICATION FOR  
COMPULSORY POOLING SUBMITTED BY  
MEWBOURNE OIL COMPANY

CASE NO. 21157  
ORDER NO. R-21293

**ORDER**

The Director of the New Mexico Oil Conservation Division ("OCD"), having heard this matter through a Hearing Examiner on April 16, 2020, and after considering the testimony, evidence, and recommendation of the Hearing Examiner, issues the following Order.

**FINDINGS OF FACT**

1. Mewbounre Oil Company ("Operator") submitted an application ("Application") to compulsory pool the uncommitted oil and gas interests within the spacing unit ("Unit") described in Exhibit A. The Unit is expected to be a standard horizontal spacing unit. 19.15.16.15(B) NMAC. Operator seeks to be designated the operator of the Unit.
2. Operator will dedicate the well(s) described in Exhibit A ("Well(s)") to the Unit.
3. Operator proposes the supervision and risk charges for the Well(s) described in Exhibit A.
4. Operator identified the owners of uncommitted interests in oil and gas minerals in the Unit and provided evidence that notice was given.
5. The Application was heard by the Hearing Examiner on the date specified above, during which Operator presented evidence through affidavits in support of the Application. No other party presented evidence at the hearing.

**CONCLUSIONS OF LAW**

6. OCD has jurisdiction to issue this Order pursuant to NMSA 1978, Section 70-2-17.
7. Operator is the owner of an oil and gas working interest within the Unit.
8. Operator satisfied the notice requirements for the Application and the hearing as required by 19.15.4.12 NMAC.
9. OCD satisfied the notice requirements for the hearing as required by 19.15.4.9 NMAC.
10. Operator has the right to drill the Well(s) to a common source of supply at the depth(s) and location(s) in the Unit described in Exhibit A.

11. The Unit contains separately owned uncommitted interests in oil and gas minerals.
12. Some of the owners of the uncommitted interests have not agreed to commit their interests to the Unit.
13. The pooling of uncommitted interests in the Unit will prevent waste and protect correlative rights, including the drilling of unnecessary wells.
14. This Order affords to the owner of an uncommitted interest the opportunity to produce his just and equitable share of the oil or gas in the pool.

#### **ORDER**

15. The uncommitted interests in the Unit are pooled as set forth in Exhibit A.
16. The Unit shall be dedicated to the Well(s) set forth in Exhibit A.
17. Operator is designated as operator of the Unit and the Well(s).
18. If the location of a well will be unorthodox under the spacing rules in effect at the time of completion, Operator shall obtain the OCD's approval for a non-standard location in accordance with 19.15.16.15(C) NMAC.
19. The Operator shall commence drilling the Well(s) within one year after the date of this Order, and complete each Well no later than one (1) year after the commencement of drilling the Well.
20. This Order shall terminate automatically if Operator fails to comply with Paragraph 19 unless Operator obtains an extension by an amendment of this Order for good cause shown.
21. The infill well requirements in 19.15.13.9 NMAC through 19.15.13.12 NMAC shall be applicable.
22. Operator shall submit to each owner of an uncommitted working interest in the pool ("Pooled Working Interest") an itemized schedule of estimated costs to drill, complete, and equip the well ("Estimated Well Costs").
23. No later than thirty (30) days after Operator submits the Estimated Well Costs, the owner of a Pooled Working Interest shall elect whether to pay its share of the Estimated Well Costs or its share of the actual costs to drill, complete and equip the well ("Actual Well Costs") out of production from the well. An owner of a Pooled Working Interest who elects to pay its share of the Estimated Well Costs shall render payment to Operator no later than thirty (30) days after the expiration of the election period, and shall be liable for operating costs, but not risk charges, for the well. An owner of a Pooled Working Interest who fails to pay its share of the Estimated Well Costs or who

CASE NO. 21157  
ORDER NO. R-21293

Page 2 of 7

elects to pay its share of the Actual Well Costs out of production from the well shall be considered to be a "Non-Consenting Pooled Working Interest."

24. No later than one hundred eighty (180) days after Operator submits a Form C-105 for a well, Operator shall submit to OCD and each owner of a Pooled Working Interest an itemized schedule of the Actual Well Costs. The Actual Well Costs shall be considered to be the Reasonable Well Costs unless OCD or an owner of a Pooled Working Interest files a written objection no later than forty-five (45) days after receipt of the schedule. If OCD or an owner of a Pooled Working Interest files a timely written objection, OCD shall determine the Reasonable Well Costs after public notice and hearing.
25. No later than sixty (60) days after the expiration of the period to file a written objection to the Actual Well Costs or OCD's order determining the Reasonable Well Costs, whichever is later, each owner of a Pooled Working Interest who paid its share of the Estimated Well Costs shall pay to Operator its share of the Reasonable Well Costs that exceed the Estimated Well Costs, or Operator shall pay to each owner of a Pooled Working Interest who paid its share of the Estimated Well Costs its share of the Estimated Well Costs that exceed the Reasonable Well Costs.
26. The reasonable charges for supervision to drill and produce a well ("Supervision Charges") shall not exceed the rates specified in Exhibit A, provided however that the rates shall be adjusted annually pursuant to the COPAS form entitled "Accounting Procedure-Joint Operations."
27. No later than within ninety (90) days after Operator submits a Form C-105 for a well, Operator shall submit to OCD and each owner of a Pooled Working Interest an itemized schedule of the reasonable charges for operating and maintaining the well ("Operating Charges"), provided however that Operating Charges shall not include the Reasonable Well Costs or Supervision Charges. The Operating Charges shall be considered final unless OCD or an owner of a Pooled Working Interest files a written objection no later than forty-five (45) days after receipt of the schedule. If OCD or an owner of a Pooled Working Interest files a timely written objection, OCD shall determine the Operating Charges after public notice and hearing.
28. Operator may withhold the following costs and charges from the share of production due to each owner of a Pooled Working Interest who paid its share of the Estimated Well Costs: (a) the proportionate share of the Supervision Charges; and (b) the proportionate share of the Operating Charges.
29. Operator may withhold the following costs and charges from the share of production due to each owner of a Non-Consenting Pooled Working Interest: (a) the proportionate share of the Reasonable Well Costs; (b) the proportionate share of the Supervision and Operating Charges; and (c) the percentage of the Reasonable Well Costs specified as the charge for risk described in Exhibit A.

30. Operator shall distribute a proportionate share of the costs and charges withheld pursuant to paragraph 29 to each Pooled Working Interest that paid its share of the Estimated Well Costs.
31. Each year on the anniversary of this Order, and no later than ninety (90) days after each payout, Operator shall provide to OCD and each owner of a Non-Consenting Pooled Working Interest a schedule of the revenue attributable to a well and the Supervision and Operating Costs charged against that revenue.
32. Any cost or charge that is paid out of production shall be withheld only from the share due to an owner of a Pooled Working Interest. No cost or charge shall be withheld from the share due to an owner of a royalty interests. For the purpose of this Order, an unleased mineral interest shall consist of a seven-eighths (7/8) working interest and a one-eighth (1/8) royalty interest.
33. Except as provided above, Operator shall hold the revenue attributable to a well that is not disbursed for any reason for the account of the person(s) entitled to the revenue as provided in the Oil and Gas Proceeds Payment Act, NMSA 1978, Sections 70-10-1 *et seq.*, and relinquish such revenue as provided in the Uniform Unclaimed Property Act, NMSA 1978, Sections 7-8A-1 *et seq.*
34. The Unit shall terminate if (a) the owners of all Pooled Working Interests reach a voluntary agreement; or (b) the well(s) drilled on the Unit are plugged and abandoned in accordance with the applicable rules. Operator shall inform OCD no later than thirty (30) days after such occurrence.
35. OCD retains jurisdiction of this matter for the entry of such orders as may be deemed necessary.

STATE OF NEW MEXICO  
OIL CONSERVATION DIVISION



ADRIENNE SANDOVAL  
DIRECTOR  
AES/jag

Date: 4/28/2020

CASE NO. 21157  
ORDER NO. R-21293

Page 4 of 7

Exhibit A


<b>COMPULSORY POOLING APPLICATION CHECKLIST</b>	
<b>ALL INFORMATION IN THE APPLICATION MUST BE SUPPORTED BY SIGNED AFFIDAVITS</b>	
Case:	21157
Date	April 10, 2020
Applicant	Mewbourne Oil Company
Designated Operator & OGRID (affiliation if applicable)	Mewbourne Oil Company/OGRID No. 14744
Applicant's Counsel:	Dana Hardy
Case Title:	Application of Mewbourne Oil Company for Compulsory Pooling, Lea County, New Mexico
Entries of Appearance/Intervenors:	None
Well Family	Inland 26/23 B2PI State Com. Well No. 1H
<b>Formation/Pool</b>	
Formation Name(s) or Vertical Extent:	Bone Spring Formation
Primary Product (Oil or Gas):	Oil
Pooling this vertical extent:	Entire Bone Spring formation
Pool Name and Pool Code:	GRAMA RIDGE/BONE SPRING, NE/Pool Code 28435
Well Location Setback Rules:	Statewide rules and current horizontal well rules
Spacing Unit Size:	Quarter-quarter sections/40 acres
<b>Spacing Unit</b>	
Type (Horizontal/Vertical)	Horizontal
Size (Acres)	240 acres
Building Blocks:	40 acres
Orientation:	South-North
Description: TRS/County	E/2E/2 §26 and E/2SE/4 §23-21S-34E, NMPM, Lea County
Standard Horizontal Well Spacing Unit (Y/N), if No, describe	Yes
<b>Other Situations</b>	
Depth Severance: Y/N, if yes, description	No
Proximity Tracts: If yes, description	No
Proximity Defining Well: if yes, description	N/A
Applicant's Ownership in Each Tract	Exhibits A-3 and A-5
<b>Well(s)</b>	
Name & API (if assigned), surface and bottom hole location, footages, completion target, orientation, completion status (standard or non-standard)	Inland 26/23 B2PI State Com. Well No. 1H API No. 30-025-45283 SHL: 205 FSL & 1220 FEL §26 BHL: 2540 FSL & 500 FEL §23 Second Bone Spring Sand Standup Standard
Horizontal Well First and Last Take Points	FTP: 100' FSL and 500' FEL, Section 26 LTP: 2540' FSL and 500' FEL, Section 23

CASE NO. 21157  
ORDER NO. R-21293



Completion Target (Formation, TVD and MD)	2 <sup>ND</sup> Bone Spring Sand/TVD 10364 feet/MD 17978 feet
<b>AFE Capex and Operating Costs</b>	
Drilling Supervision/Month 5	\$8000 – Exhibit A
Production Supervision/Month 5	\$800 – Exhibit A
Justification for Supervision Costs	Exhibit A
Requested Risk Charge	Cost + 200% - Exhibit A
<b>Notice of Hearing</b>	
Proposed Notice of Hearing	Exhibit A-9
Proof of Mailed Notice of Hearing (20 days before hearing)	Exhibit A-10
Proof of Published Notice of Hearing (10 days before hearing)	Exhibit A-11
<b>Ownership Determination</b>	
Land Ownership Schematic of the Spacing Unit	Exhibit A-3
Tract List (including lease numbers and owners)	Exhibit A-3
Pooled Parties (including ownership type)	Exhibit A-5
Unlocatable Parties to be Pooled	Not applicable
Ownership Depth Severance (including percentage above & below)	None
<b>Joinder</b>	
Sample Copy of Proposal Letter	Exhibit A-6
List of Interest Owners (i.e. Exhibit A of IOA)	Exhibit A-8
Chronology of Contact with Non-Joined Working Interests	Exhibit A-7
Overhead Rates in Proposal Letter	Exhibit A-6
Cost Estimate to Drill and Complete	Exhibit A-12
Cost Estimate to Equip Well	Exhibit A-12
Cost Estimate for Production Facilities	Exhibit A-12
<b>Geology</b>	
Summary (including special considerations)	Exhibit B
Spacing Unit Schematic	Exhibit B-1
Gunbarrel/Lateral Trajectory Schematic	Exhibit B-6
Well Orientation (with rationale)	Exhibit B
Target Formation	Exhibit B, Bone Spring
HSU Cross Section	Exhibit B-4
Depth Severance Discussion	Not Applicable
<b>Forms, Figures and Tables</b>	
C-102	Exhibit A-2
Tracts	Exhibit A-3
Summary of Interests; Unit Recapitulation (Tracts)	Exhibits A-3, A-4
General Location Map (including basin)	Exhibit A-1
Well Bore Location Map	Exhibits B-1, B-2, B-3

CASE NO. 21157  
ORDER NO. R-21293

Structure Contour Map - Subsea Depth	Exhibit B-1
Cross Section Location Map (including wells)	Exhibit B-2
Cross Section (including Landing Zone)	Exhibit B-4
Additional Information	
CERTIFICATION: I hereby certify that the information provided in this checklist is complete and accurate.	
Printed Name (Attorney or Party Representative):	Dana Hardy
Signed Name (Attorney or Party Representative):	
Date:	April 10, 2020

CASE NO. 21157  
ORDER NO. R-21293

MEWBOURNE OIL COMPANY

AUTHORIZATION FOR EXPENDITURE

Well Name:

INLAND 26/23 B2PI STATE COM #1H

Prospect:

OSUDO (INLAND 26/23)

Location:

SL: 205 FSL & 1220 FEL (26); BHL: 2540 FSL & 500 FEL (23)

County:

Lea

ST:

NM

Sec.

26

Blk:

Survey:

TWP:

21S

RNG:

34E

Prop. TVD:

10364

TMD:

17978

INTANGIBLE COSTS 0180		CODE	TCP	CODE	CC
Regulatory Permits & Surveys		0180-0100	\$10,000	0180-0200	
Location / Road / Site / Preparation		0180-0105	\$85,000	0180-0205	\$37,500
Location / Restoration		0180-0106	\$250,000	0180-0206	\$30,000
Daywork / Turnkey / Footage Drilling28 days drlg / 3 days comp @ \$21500/d		0180-0110	\$642,900	0180-0210	\$68,900
Fuel1700 gal/day @ \$2.74/gal		0180-0114	\$139,300	0180-0214	\$310,000
Mud, Chemical & Additives		0180-0120	\$200,000	0180-0220	
Horizontal Drillout Services				0180-0222	\$200,000
Cementing		0180-0125	\$125,000	0180-0225	\$30,000
Logging & Wireline Services		0180-0130	\$2,500	0180-0230	\$310,000
Casing / Tubing / Snubbing Service		0180-0134	\$20,000	0180-0234	\$90,000
Mud Logging		0180-0137	\$25,000		
Stimulation39 Stg 15.0 MM gal / 15.0 MM lb				0180-0241	\$1,450,000
Stimulation Rentals & Other				0180-0242	\$200,000
Water & Other		0180-0145	\$80,000	0180-0245	\$530,000
Bits		0180-0148	\$138,800	0180-0248	\$8,000
Inspection & Repair Services		0180-0150	\$40,000	0180-0250	\$5,000
Misc. Air & Pumping Services		0180-0154		0180-0254	\$10,000
Testing & Flowback Services		0180-0158	\$15,000	0180-0258	\$30,000
Completion / Workover Rig				0180-0260	\$10,500
Rig Mobilization		0180-0164	\$150,000		
Transportation		0180-0165	\$30,000	0180-0265	\$20,000
Welding Services		0180-0168	\$5,000	0180-0268	\$15,000
Contract Services & Supervision		0180-0170	\$46,500	0180-0270	\$52,500
Directional ServicesIncludes Vertical Control		0180-0175	\$350,000		
Equipment Rental		0180-0180	\$236,000	0180-0280	\$30,000
Well / Lease Legal		0180-0184	\$5,000	0180-0284	
Well / Lease Insurance		0180-0185	\$4,700	0180-0285	
Intangible Supplies		0180-0188	\$8,000	0180-0288	\$10,000
Damages		0180-0190	\$20,000	0180-0290	
ROW & Easements		0180-0192		0180-0292	\$4,000
Pipeline Interconnect				0180-0293	
Company Supervision		0180-0195	\$148,800	0180-0295	\$91,200
Overhead Fixed Rate		0180-0196	\$10,000	0180-0296	\$20,000
Well Abandonment		0180-0198		0180-0298	
Contingencies2% (TCP) 2% (CC)		0180-0199	\$55,800	0180-0299	\$71,300
TOTAL			\$2,843,300		\$3,633,900
TANGIBLE COSTS 0181					
Casing (19.1" - 30")		0181-0793			
Casing (10.1" - 19.0")1800' - 13 3/8" 54.5# J-55 ST&C @ \$32.16/ft		0181-0794	\$61,800		
Casing (8.1" - 10.0")5800' - 9 5/8" 40# N-80 LT&C @ \$24.48/ft		0181-0795	\$151,600		
Casing (6.1" - 8.0")10700' - 7" 29# HCP-110 LT&C @ \$21.5/ft		0181-0796	\$245,700		
Casing (4.1" - 6.0")8200' - 4 1/2" 13.5# P-110 BPN @ \$11.75/ft				0181-0797	\$102,900
Tubing9850' - 2 7/8" 6.5# EUE tbg @ \$4.54/ft				0181-0798	\$47,800
Drilling Head		0181-0860	\$40,000		
Tubing Head & Upper Section				0181-0870	\$30,000
Horizontal Completion ToolsCompletion Liner Hanger				0181-0871	\$82,000
Sucker Rods				0181-0875	
Subsurface Equipment				0181-0880	
Artificial Lift SystemsGas Lift Valves & Packer				0181-0884	\$25,000
Pumping Unit				0181-0885	
Surface Pumps & Prime Movers(1/2) Surface pumps/VRU				0181-0886	\$62,500
Tanks - Oil(1/2) 6 - 750 bbl				0181-0890	\$60,000
Tanks - Water(1/2) 5 - 750 bbl				0181-0891	\$53,000
Separation / Treating Equipment(1/2) 30"x10'x1k# 3 ph/36"x15'x1k#/VRT/Flare/GB				0181-0895	\$150,000
Heater Treaters, Line Heaters(1/2) 8'x20'x75# HT				0181-0897	\$25,500
Metering Equipment				0181-0898	\$15,000
Line Pipe & Valves - Gathering1/4 mile gas line				0181-0900	\$12,500
Fittings / Valves & Accessories				0181-0906	\$175,000
Cathodic ProtectionIncludes Automation				0181-0908	\$57,500
Electrical Installation				0181-0909	\$37,500
Equipment Installation				0181-0910	\$100,000
Pipeline Construction				0181-0920	\$25,000
TOTAL			\$499,100		\$1,061,200
SUBTOTAL			\$3,342,400		\$4,695,100

TOTAL WELL COST

\$8,037,500

Extra Expense Insurance

☐

I elect to be covered by Operator's Extra Expense Insurance and pay my proportionate share of the premium.  
Operator has secured Extra Expense Insurance covering costs of well control, clean up and redrilling as estimated in Line Item 0180-0185.

☐

I elect to purchase my own well control insurance policy.

If neither box is checked above, non-operating working interest owner elects to be covered by Operator's well control insurance.

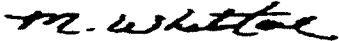
Prepared by:

Levi Jackson

Date:

1/29/2020

Company Approval:



Date:

1/29/2020

Joint Owner Interest:

10.00000000%

Amount:

\$803,750.00

Joint Owner Name:

Siana Oil & Gas Company, LLC

Signature:



MEWBOURNE OIL COMPANY

AUTHORIZATION FOR EXPENDITURE

Well Name: INLAND 26/23 B2OJ STATE COM #1H

Prospect: OSUDO (INLAND 26/23)

Location: SL: 205 FSL & 1250 FEL (26); BHL: 2540 FSL & 1980 FEL (23)

County: Lea

ST: NM

Sec. 26

Blk:

Survey:

TWP: 21S

RNG: 34E

Prop. TVD: 10381

TMD: 17772

INTANGIBLE COSTS 0180		CODE	TCP	CODE	CC
Regulatory Permits & Surveys		0180-0100	\$10,000	0180-0200	
Location / Road / Site / Preparation		0180-0105	\$85,000	0180-0205	\$37,500
Location / Restoration		0180-0106	\$250,000	0180-0206	\$30,000
Daywork / Turnkey / Footage Drilling	28 days drlg / 3 days comp @ \$21500/d	0180-0110	\$642,900	0180-0210	\$68,900
Fuel	1700 gal/day @ \$2.74/gal	0180-0114	\$139,300	0180-0214	\$310,000
Mud, Chemical & Additives		0180-0120	\$200,000	0180-0220	
Horizontal Drillout Services				0180-0222	\$200,000
Cementing		0180-0125	\$125,000	0180-0225	\$30,000
Logging & Wireline Services		0180-0130	\$2,500	0180-0230	\$310,000
Casing / Tubing / Snubbing Service		0180-0134	\$20,000	0180-0234	\$90,000
Mud Logging		0180-0137	\$25,000		
Stimulation	39 Stg 15.0 MM gal / 15.0 MM lb			0180-0241	\$1,450,000
Stimulation Rentals & Other				0180-0242	\$200,000
Water & Other		0180-0145	\$80,000	0180-0245	\$530,000
Bits		0180-0148	\$138,800	0180-0248	\$8,000
Inspection & Repair Services		0180-0150	\$40,000	0180-0250	\$5,000
Misc. Air & Pumping Services		0180-0154		0180-0254	\$10,000
Testing & Flowback Services		0180-0158	\$15,000	0180-0258	\$30,000
Completion / Workover Rig				0180-0260	\$10,500
Rig Mobilization		0180-0164	\$150,000		
Transportation		0180-0165	\$30,000	0180-0265	\$20,000
Welding Services		0180-0168	\$5,000	0180-0268	\$15,000
Contract Services & Supervision		0180-0170	\$46,500	0180-0270	\$52,500
Directional Services	Includes Vertical Control	0180-0175	\$350,000		
Equipment Rental		0180-0180	\$236,000	0180-0280	\$30,000
Well / Lease Legal		0180-0184	\$5,000	0180-0284	
Well / Lease Insurance		0180-0185	\$4,600	0180-0285	
Intangible Supplies		0180-0188	\$8,000	0180-0288	\$10,000
Damages		0180-0190	\$20,000	0180-0290	
ROW & Easements		0180-0192		0180-0292	\$4,000
Pipeline Interconnect				0180-0293	
Company Supervision		0180-0195	\$148,800	0180-0295	\$91,200
Overhead Fixed Rate		0180-0196	\$10,000	0180-0296	\$20,000
Well Abandonment		0180-0198		0180-0298	
Contingencies	2% (TCP) 2% (CC)	0180-0199	\$55,700	0180-0299	\$71,300
TOTAL			\$2,843,100		\$3,633,900
TANGIBLE COSTS 0181					
Casing (19.1" - 30")		0181-0793			
Casing (10.1" - 19.0")	1800' - 13 3/8" 54.5# J-55 ST&C @ \$32.16/ft	0181-0794	\$61,800		
Casing (8.1" - 10.0")	5800' - 9 5/8" 40# N-80 LT&C @ \$24.48/ft	0181-0795	\$151,600		
Casing (6.1" - 8.0")	10700' - 7" 29# HCP-110 LT&C @ \$21.5/ft	0181-0796	\$245,700		
Casing (4.1" - 6.0")	8200' - 4 1/2" 13.5# P-110 BPN @ \$11.75/ft			0181-0797	\$102,900
Tubing	9850' - 2 7/8" 6.5# EUE tbg @ \$4.54/ft			0181-0798	\$47,800
Drilling Head		0181-0860	\$40,000		
Tubing Head & Upper Section				0181-0870	\$30,000
Horizontal Completion Tools	Completion Liner Hanger			0181-0871	\$82,000
Sucker Rods				0181-0875	
Subsurface Equipment				0181-0880	
Artificial Lift Systems	Gas Lift Valves & Packer			0181-0884	\$25,000
Pumping Unit				0181-0885	
Surface Pumps & Prime Movers	(1/2) Surface pumps/VRU			0181-0886	\$62,500
Tanks - Oil	(1/2) 6 - 750 bbl			0181-0890	\$60,000
Tanks - Water	(1/2) 5 - 750 bbl			0181-0891	\$53,000
Separation / Treating Equipment	(1/2) 30"x10"x1k# 3 ph/36"x15"x1k#/VRT/Flare/GB			0181-0895	\$150,000
Heater Treaters, Line Heaters	(1/2) 8"x20"x75# HT			0181-0897	\$25,500
Metering Equipment				0181-0898	\$15,000
Line Pipe & Valves - Gathering	1/4 mile gas line			0181-0900	\$12,500
Fittings / Valves & Accessories				0181-0906	\$175,000
Cathodic Protection	Includes Automation			0181-0908	\$57,500
Electrical Installation				0181-0909	\$37,500
Equipment Installation				0181-0910	\$100,000
Pipeline Construction				0181-0920	\$25,000
TOTAL			\$499,100		\$1,061,200
SUBTOTAL			\$3,342,200		\$4,695,100

TOTAL WELL COST

\$8,037,300

Extra Expense Insurance

☐

I elect to be covered by Operator's Extra Expense Insurance and pay my proportionate share of the premium.  
Operator has secured Extra Expense Insurance covering costs of well control, clean up and redrilling as estimated in Line Item 0180-0185.

☐

I elect to purchase my own well control insurance policy.

If neither box is checked above, non-operating working interest owner elects to be covered by Operator's well control insurance.

Prepared by: Levi Jackson

Date: 1/29/2020

Company Approval: *m. white*

Date: 1/29/2020

Joint Owner Interest: 10.00000000% Amount: \$803,730.00

Joint Owner Name: Siana Oil & Gas Company, LLC

Signature: \_\_\_\_\_

## MEWBOURNE OIL COMPANY

## AUTHORIZATION FOR EXPENDITURE

Well Name: <b>INLAND 26/23 B2OJ STATE COM #1H</b>		Prospect: <b>OSUDO (INLAND 26/23)</b>	
Location: <b>SL: 205 FSL &amp; 1250 FEL (26); BHL: 2540 FSL &amp; 1980 FEL (23)</b>		County: <b>Lea</b>	ST: <b>NM</b>
Sec. <b>26</b>	Blk: <b></b>	Survey: <b></b>	TWP: <b>21S</b> RNG: <b>34E</b> Prop. TVD: <b>10381</b> TMD: <b>17772</b>

INTANGIBLE COSTS 0180		CODE	TCP	CODE	CC
Regulatory Permits & Surveys		0180-0100	\$10,000	0180-0200	
Location / Road / Site / Preparation		0180-0105	\$85,000	0180-0205	\$37,500
Location / Restoration		0180-0106	\$250,000	0180-0206	\$30,000
Daywork / Turnkey / Footage Drilling	28 days drlg / 3 days comp @ \$21500/d	0180-0110	\$642,900	0180-0210	\$68,900
Fuel	1700 gal/day @ \$2.74/gal	0180-0114	\$139,300	0180-0214	\$310,000
Mud, Chemical & Additives		0180-0120	\$200,000	0180-0220	
Horizontal Drillout Services				0180-0222	\$200,000
Cementing		0180-0125	\$125,000	0180-0225	\$30,000
Logging & Wireline Services		0180-0130	\$2,500	0180-0230	\$310,000
Casing / Tubing / Snubbing Service		0180-0134	\$20,000	0180-0234	\$90,000
Mud Logging		0180-0137	\$25,000		
Stimulation	39 Stg 15.0 MM gal / 15.0 MM lb			0180-0241	\$1,450,000
Stimulation Rentals & Other				0180-0242	\$200,000
Water & Other		0180-0145	\$80,000	0180-0245	\$530,000
Bits		0180-0148	\$138,800	0180-0248	\$8,000
Inspection & Repair Services		0180-0150	\$40,000	0180-0250	\$5,000
Misc. Air & Pumping Services		0180-0154		0180-0254	\$10,000
Testing & Flowback Services		0180-0158	\$15,000	0180-0258	\$30,000
Completion / Workover Rig				0180-0260	\$10,500
Rig Mobilization		0180-0164	\$150,000		
Transportation		0180-0165	\$30,000	0180-0265	\$20,000
Welding Services		0180-0168	\$5,000	0180-0268	\$15,000
Contract Services & Supervision		0180-0170	\$46,500	0180-0270	\$52,500
Directional Services	Includes Vertical Control	0180-0175	\$350,000		
Equipment Rental		0180-0180	\$236,000	0180-0280	\$30,000
Well / Lease Legal		0180-0184	\$5,000	0180-0284	
Well / Lease Insurance		0180-0185	\$4,600	0180-0285	
Intangible Supplies		0180-0188	\$8,000	0180-0288	\$10,000
Damages		0180-0190	\$20,000	0180-0290	
ROW & Easements		0180-0192		0180-0292	\$4,000
Pipeline Interconnect				0180-0293	
Company Supervision		0180-0195	\$148,800	0180-0295	\$91,200
Overhead Fixed Rate		0180-0196	\$10,000	0180-0296	\$20,000
Well Abandonment		0180-0198		0180-0298	
Contingencies	2% (TCP) 2% (CC)	0180-0199	\$55,700	0180-0299	\$71,300
<b>TOTAL</b>			<b>\$2,843,100</b>		<b>\$3,633,900</b>

TANGIBLE COSTS 0181		CODE	TCP	CODE	CC
Casing (19.1" - 30")		0181-0793			
Casing (10.1" - 19.0")	1800' - 13 3/8" 54.5# J-55 ST&C @ \$32.16/ft	0181-0794	\$61,800		
Casing (8.1" - 10.0")	5800' - 9 5/8" 40# N-80 LT&C @ \$24.48/ft	0181-0795	\$151,600		
Casing (6.1" - 8.0")	10700' - 7" 29# HCP-110 LT&C @ \$21.5/ft	0181-0796	\$245,700		
Casing (4.1" - 6.0")	8200' - 4 1/2" 13.5# P-110 BPN @ \$11.75/ft			0181-0797	\$102,900
Tubing	9850' - 2 7/8" 6.5# EUE tbg @ \$4.54/ft			0181-0798	\$47,800
Drilling Head		0181-0860	\$40,000		
Tubing Head & Upper Section				0181-0870	\$30,000
Horizontal Completion Tools	Completion Liner Hanger			0181-0871	\$82,000
Sucker Rods				0181-0875	
Subsurface Equipment				0181-0880	
Artificial Lift Systems	Gas Lift Valves & Packer			0181-0884	\$25,000
Pumping Unit				0181-0885	
Surface Pumps & Prime Movers	(1/2) Surface pumps/VRU			0181-0886	\$62,500
Tanks - Oil	(1/2) 6 - 750 bbl			0181-0890	\$60,000
Tanks - Water	(1/2) 5 - 750 bbl			0181-0891	\$53,000
Separation / Treating Equipment	(1/2) 30"x10"x1k# 3 ph/36"x15"x1k#/VRT/Flare/GB			0181-0895	\$150,000
Heater Treaters, Line Heaters	(1/2) 8"x20"x75# HT			0181-0897	\$25,500
Metering Equipment				0181-0898	\$15,000
Line Pipe & Valves - Gathering	1/4 mile gas line			0181-0900	\$12,500
Fittings / Valves & Accessories				0181-0906	\$175,000
Cathodic Protection	Includes Automation			0181-0908	\$57,500
Electrical Installation				0181-0909	\$37,500
Equipment Installation				0181-0910	\$100,000
Pipeline Construction				0181-0920	\$25,000
<b>TOTAL</b>			<b>\$495,100</b>		<b>\$1,061,200</b>
<b>SUBTOTAL</b>			<b>\$3,342,200</b>		<b>\$4,695,100</b>

<b>TOTAL WELL COST</b>		<b>\$8,037,300</b>
------------------------	--	--------------------

Extra Expense Insurance

☐ I elect to be covered by Operator's Extra Expense Insurance and pay my proportionate share of the premium. Operator has secured Extra Expense Insurance covering costs of well control, clean up and redrilling as estimated in Line Item 0180-0185.

☐ I elect to purchase my own well control insurance policy.

If neither box is checked above, non-operating working interest owner elects to be covered by Operator's well control insurance.

Prepared by: <u>Levi Jackson</u>	Date: <u>1/29/2020</u>
Company Approval: <u><i>M. White</i></u>	Date: <u>1/29/2020</u>

Joint Owner Interest: <u>10.00000000%</u>	Amount: <u>\$803,730.00</u>
Joint Owner Name: <u>Siana Oil &amp; Gas Company, LLC</u>	Signature: <u><i>TOL M. BASME</i></u>

Mewbourne Oil Co.  
Case 22378  
Exhibit A-8



MEWBOURNE OIL COMPANY

AUTHORIZATION FOR EXPENDITURE

Well Name: INLAND 26/23 B2PI STATE COM #1H

Prospect: OSUDO (INLAND 26/23)

Location: SL: 205 FSL & 1220 FEL (26); BHL: 2540 FSL & 500 FEL (23)

County: Lea

ST: NM

Sec. 26

Blk:

Survey:

TWP: 21S

RNG: 34E

Prop. TVD: 10364

TMD: 17978

INTANGIBLE COSTS 0180		CODE	TCP	CODE	CC
Regulatory Permits & Surveys		0180-0100	\$10,000	0180-0200	
Location / Road / Site / Preparation		0180-0105	\$85,000	0180-0205	\$37,500
Location / Restoration		0180-0106	\$250,000	0180-0206	\$30,000
Daywork / Turnkey / Footage Drilling	28 days drlg / 3 days comp @ \$21500/d	0180-0110	\$642,900	0180-0210	\$68,900
Fuel	1700 gal/day @ \$2.74/gal	0180-0114	\$139,300	0180-0214	\$310,000
Mud, Chemical & Additives		0180-0120	\$200,000	0180-0220	
Horizontal Drillout Services				0180-0222	\$200,000
Cementing		0180-0125	\$125,000	0180-0225	\$30,000
Logging & Wireline Services		0180-0130	\$2,500	0180-0230	\$310,000
Casing / Tubing / Snubbing Service		0180-0134	\$20,000	0180-0234	\$90,000
Mud Logging		0180-0137	\$25,000		
Stimulation	39 Stg 15.0 MM gal / 15.0 MM lb			0180-0241	\$1,450,000
Stimulation Rentals & Other				0180-0242	\$200,000
Water & Other		0180-0145	\$80,000	0180-0245	\$530,000
Bits		0180-0148	\$138,800	0180-0248	\$8,000
Inspection & Repair Services		0180-0150	\$40,000	0180-0250	\$5,000
Misc. Air & Pumping Services		0180-0154		0180-0254	\$10,000
Testing & Flowback Services		0180-0158	\$15,000	0180-0258	\$30,000
Completion / Workover Rig				0180-0260	\$10,500
Rig Mobilization		0180-0164	\$150,000		
Transportation		0180-0165	\$30,000	0180-0265	\$20,000
Welding Services		0180-0168	\$5,000	0180-0268	\$15,000
Contract Services & Supervision		0180-0170	\$46,500	0180-0270	\$52,500
Directional Services	Includes Vertical Control	0180-0175	\$350,000		
Equipment Rental		0180-0180	\$236,000	0180-0280	\$30,000
Well / Lease Legal		0180-0184	\$5,000	0180-0284	
Well / Lease Insurance		0180-0185	\$4,700	0180-0285	
Intangible Supplies		0180-0188	\$8,000	0180-0288	\$10,000
Damages		0180-0190	\$20,000	0180-0290	
ROW & Easements		0180-0192		0180-0292	\$4,000
Pipeline Interconnect				0180-0293	
Company Supervision		0180-0195	\$148,800	0180-0295	\$91,200
Overhead Fixed Rate		0180-0196	\$10,000	0180-0296	\$20,000
Well Abandonment		0180-0198		0180-0298	
Contingencies	2% (TCP) 2% (CC)	0180-0199	\$55,800	0180-0299	\$71,300
TOTAL			\$2,843,300		\$3,633,900
TANGIBLE COSTS 0181					
Casing (19.1" - 30")		0181-0793			
Casing (10.1" - 19.0")	1800' - 13 3/8" 54.5# J-55 ST&C @ \$32.16/ft	0181-0794	\$61,800		
Casing (8.1" - 10.0")	5800' - 9 5/8" 40# N-80 LT&C @ \$24.48/ft	0181-0795	\$151,600		
Casing (6.1" - 8.0")	10700' - 7" 29# HCP-110 LT&C @ \$21.5/ft	0181-0796	\$245,700		
Casing (4.1" - 6.0")	8200' - 4 1/2" 13.5# P-110 BPN @ \$11.75/ft			0181-0797	\$102,900
Tubing	9850' - 2 7/8" 6.5# EUE tbg @ \$4.54/ft			0181-0798	\$47,800
Drilling Head		0181-0860	\$40,000		
Tubing Head & Upper Section				0181-0870	\$30,000
Horizontal Completion Tools	Completion Liner Hanger			0181-0871	\$82,000
Sucker Rods				0181-0875	
Subsurface Equipment				0181-0880	
Artificial Lift Systems	Gas Lift Valves & Packer			0181-0884	\$25,000
Pumping Unit				0181-0885	
Surface Pumps & Prime Movers	(1/2) Surface pumps/VRU			0181-0886	\$62,500
Tanks - Oil	(1/2) 6 - 750 bbl			0181-0890	\$60,000
Tanks - Water	(1/2) 5 - 750 bbl			0181-0891	\$53,000
Separation / Treating Equipment	(1/2) 30"x10"x1k# 3 ph/36"x15"x1k#/VRT/Flare/GB			0181-0895	\$150,000
Heater Treaters, Line Heaters	(1/2) 8"x20"x75# HT			0181-0897	\$25,500
Metering Equipment				0181-0898	\$15,000
Line Pipe & Valves - Gathering	1/4 mile gas line			0181-0900	\$12,500
Fittings / Valves & Accessories				0181-0906	\$175,000
Cathodic Protection	Includes Automation			0181-0908	\$57,500
Electrical Installation				0181-0909	\$37,500
Equipment Installation				0181-0910	\$100,000
Pipeline Construction				0181-0920	\$25,000
TOTAL			\$499,100		\$1,061,200
SUBTOTAL			\$3,342,400		\$4,695,100
TOTAL WELL COST			\$8,037,500		

Extra Expense Insurance

☐

I elect to be covered by Operator's Extra Expense Insurance and pay my proportionate share of the premium.  
Operator has secured Extra Expense Insurance covering costs of well control, clean up and redrilling as estimated in Line Item 0180-0185.

☐

I elect to purchase my own well control insurance policy.

If neither box is checked above, non-operating working interest owner elects to be covered by Operator's well control insurance.

Prepared by: Levi Jackson

Date: 1/29/2020

Company Approval: *m. white*

Date: 1/29/2020

Joint Owner Interest: 10.00000000% Amount: \$803,750.00

Joint Owner Name: Siana Oil & Gas Company, LLC

Signature: *TSL Ch. BARRAK*

052

## Siana Oil &amp; Gas

000435

Mewbourne Oil Company		VENDOR	CHECK DATE		
		MW500	07/16/20		
INVOICE NUMBER	INVOICE DATE			DISCOUNT TAKEN	AMOUNT PAID
B2OJSC	07/16/20	118214		\$0.00	\$469,530.00
B2PISC	07/16/20	Inland 26/23 B2OJ State Com #1H			
		118213		\$0.00	\$464,510.00
		Inland 26/23 B2PI State Com #1H			
		Total:		\$0.00	\$934,040.00
Owner 035904					
Prop# 62948 - 464,510					
72076 - 469,530					

## Siana Oil &amp; Gas

000435

Mewbourne Oil Company		VENDOR	CHECK DATE		
		MW500	07/16/20		
INVOICE NUMBER	INVOICE DATE			DISCOUNT TAKEN	AMOUNT PAID
B2OJSC	07/16/20	118214		\$0.00	\$469,530.00
		Inland 26/23 B2OJ State Com #1H			
B2PISC	07/16/20	118213		\$0.00	\$464,510.00
		Inland 26/23 B2PI State Com #1H			
		Total:		\$0.00	\$934,040.00

THE FACE OF THIS DOCUMENT HAS A COLORED BACKGROUND ON WHITE PAPER

<b>Siana Oil &amp; Gas</b> 400 N Sam Houston Pkwy E Ste 601 Houston TX 77060 713.568.1082		Amegy Bank 400 N Sam Houston Pkwy E Houston, TX 77060	57 3860 9600	<b>000435</b>  DATE 07/16/20
PAY *****934,040 Dollars and 00 Cents		\$ *****934,040.00		
TO THE ORDER OF	Mewbourne Oil Company P.O.Box 7698 Tyler, TX 75711			
TOL C. RAGNALL				

THE BACK OF THIS DOCUMENT CONTAINS AN ARTIFICIAL WATERMARK. HOLD AT AN ANGLE TO VIEW

⑈000000435⑈ ⑆113011258⑆5796003860

 Mewbourne Oil Co.  
 Case 22378  
 Exhibit A-9

## **Siana Oil & Gas Co., LLC**

---

400 N Sam Houston Parkway E Ste. 601

Telephone 713.568.1082

Houston, Texas 77060

Fax 832.767.1403

July 17, 2020

Brad Dunn  
Mewbourne Oil Company  
3620 Old Bullard Rd.  
Tyler, Texas 75701

Re: Inland 26/23 B2PI State Com #1H, Lea County, New Mexico  
Inland 26/23 B2OJ State Com #1H, Lea County, New Mexico

Dear Brad,

Attached is payment for our share of the *inflated* completion AFEs for the subject wells.

Regards,



Tom M. Ragsdale  
President  
Siana Oil and Gas Co, LLC

Cause No. \_\_\_\_\_

James A. Gibbs, John A. Wenck, Jr.,	§	In the District Court
David Barr, Lisa Barr, R. Miller	§	
Houghton, Kevin M. Cokinos,	§	of Harris County, Texas
Christopher M. Cokinos, Brett Taylor,	§	
George M. Ragsdale, Trustee, Pacific	§	_____ Judicial District
VR LLC, Bailey Leasehold LP, James	§	
J. Woodcock Oil & Gas LP, Tajos Oil	§	
& Gas Ltd., Chase Oil Corporation,	§	
Wellington Hotwells I, LP, Sippi Oil &	§	
Gas, LLC, James J. Braniff III, and	§	
Blanco Holdings I, Ltd., Plaintiffs	§	
	§	
vs.	§	
	§	
Siana Oil & Gas Company, LLC	§	

PLAINTIFFS' ORIGINAL PETITION

James A. Gibbs, John A. Wenck, Jr., David Barr, Lisa Barr, R. Miller Houghton, Kevin M. Cokinos, Christopher M. Cokinos, Brett Taylor, George M. Ragsdale, Trustee, Pacific VR LLC, Bailey Leasehold LP, James J. Woodcock Oil & Gas LP, Tajos Oil & Gas Ltd., Chase Oil Corporation, Wellington Hotwells I, LP, Sippi Oil & Gas, LLC, James J. Braniff III, and Blanco Holdings I, Ltd. (collectively "Plaintiffs") complain of Siana Oil & Gas Company, LLC ("Defendant"), as follows:

Discovery Level

1. Plaintiff intends to conduct discovery under a Level 2 Discovery Control Plan, per the Texas Rules of Civil Procedure. Plaintiff seeks monetary relief within the jurisdictional limit of the court, and non-monetary relief. At this time the amount of monetary relief sought is unknown but on information and belief is alleged to be over \$1,000,000.00. TEX. R. CIV. P. 47.

Mewbourne Oil Co.  
 Case 22378  
 Exhibit A-10

Parties

2. Plaintiff James A. Gibbs is an individual residing in Dallas County, Texas.
3. Plaintiff John A. Wenck, Jr. is an individual residing in Galveston County, Texas.
4. Plaintiffs David Barr and Lisa Barr are individual residents of Georgia.
5. Plaintiff R. Miller Houghton sometimes dba Houghton Oil Co. is an individual resident of Midland County, Texas.
6. Plaintiff Kevin M. Cokinos is an individual resident of Harris County, Texas.
7. Plaintiff Christopher M. Cokinos is an individual resident of Harris County, Texas.
8. Plaintiff Brett Taylor is an individual resident of Harris County, Texas.
9. Plaintiff George M. Ragsdale, Trustee is a resident of Harris County, Texas.
10. Pacific VR LLC is a Texas limited liability company with its offices in Harris County, Texas.
11. Plaintiff Bailey Leasehold LP is a Texas limited partnership with its offices in Midland County, Texas. Plaintiff Bailey Leasehold LP is a successor in interest of B&J Exodus, Ltd., one of the parties to the Nominee Agreement.
12. Plaintiff James J. Woodcock Oil & Gas LP is a Texas limited partnership with its offices in Midland County, Texas. Plaintiff James J. Woodcock Oil & Gas LP is a successor in interest of B&J Exodus, Ltd., one of the parties to the Nominee Agreement.
13. Plaintiff Tajos Oil & Gas Ltd. is a Texas limited partnership with its offices in Harris County, Texas.



14. Plaintiff Chase Oil Corporation is a New Mexico corporation with its offices in Artesia, NM. Plaintiff Chase Oil Corporation is the successor of Caza Energy LLC, one of the parties to the Nominee Agreement.

15. Plaintiff Wellington Hotwells I, LP is a Texas limited partnership with its offices in Harris County, Texas.

16. Plaintiff Sippi Oil & Gas, LLC is a Mississippi limited liability company with its offices in Mississippi.

17. Plaintiff James J. Braniff III is an individual residing in Harris County, Texas.

18. Plaintiff Blanco Holdings I, Ltd. is a Texas limited partnership with its offices in Harris County, Texas.

19. Defendant Siana Oil & Gas Company LLC is a Texas limited liability company, and may be served by service upon its registered agent, Registered Agents, Inc., 5900 Balcones Drive, Suite 100, Austin, Travis County, Texas, 78731. Siana's principal place of business is located at 400 N. Sam Houston Parkway E., Suite 601, Houston, Harris County, 77060 according to public records on file at the Railroad Commission, Secretary of State, and Comptroller.

#### Jurisdiction and Venue

20. This court has jurisdiction because the amount in controversy exceeds the minimum jurisdiction of the court and Defendant is a resident of Texas.

21. Venue is proper in Harris County because it is the county of the principal office of Defendant Siana.

### Factual Background

22. Effective March 31, 2005, Siana entered into a Nominee Agreement with Plaintiffs and other parties regarding, among others, State of New Mexico Oil and Gas Lease No. V-5887 dated July 1, 2000 to BTA Oil Producers (the "Lease") covering the north half (N/2) of Section 26, T21S, R34E, NMPM, Lea County, New Mexico, from the surface to 13,330 feet subsurface (the "Land"). Pursuant to the Nominee Agreement, Siana was to hold title to the oil and gas leases, including the Lease, "earned or acquired" by virtue of the parties' participation in the development of the Lease under an agreement ("OXY Agreement") with OXY USA WTP Limited Partnership ("OXY") also dated March 31, 2005.

23. The OXY Agreement was incorporated into and attached as Exhibit B to the Nominee Agreement. Under the OXY Agreement, OXY agreed to convey to Siana an undivided 30% interest in the Lease, in consideration of Siana's (and by definition, the Plaintiff Nominees') participation in the cost of drilling a test well thereon and other payments to OXY. As part of the transaction, Siana entered into an Operating Agreement with OXY as Operator and others as Non-Operators dated March 29, 2005 (the "Operating Agreement"). The "Contract Area" of the Operating Agreement was the Land, and Siana's interest therein was shown as 30%.

24. OXY, Siana, and the other parties to the Operating Agreement caused a well to be drilled on the Lease and completed as a producer of oil and gas. Plaintiffs contributed their respective shares of the costs to drill, complete, and operate such well. Such well continues to produce at this time. Additional wells have been drilled on and proposed to be drilled on the Lease and/or other leases and lands unitized therewith.

25. As provided in the OXY Agreement, OXY executed and delivered to Siana an assignment of an undivided 30% interest in the Lease ("OXY Assignment").<sup>1</sup> The OXY Assignment was made effective as of April 20, 2005, but was executed May 11, 2010 and was delivered to Siana in 2010. For reasons unknown to Plaintiffs, however, Siana did not execute the OXY Assignment when it was received. Instead, Tom Ragsdale, President of Siana, executed the OXY Assignment on March 19, 2019 and recorded it in Lea County, NM, on March 28, 2019.<sup>2</sup> Siana did not inform Plaintiffs that Siana had received the OXY Assignment or that it had been recorded.

26. The Nominee Agreement provides that upon receipt of the OXY Assignment, Siana would "promptly execute a recordable assignment" to the Plaintiffs in accordance with their interests as set out in Exhibit A thereto:

<u>Plaintiff</u>	<u>Undivided Interest</u>
James A. Gibbs	0.020732550
John A. Wenck, Jr.	0.004146510
David and Lisa Barr	0.016586040
R. Miller Houghton	0.010366275
Kevin M Cokinos	0.010366275
Christopher M. Cokinos	0.002487906
Brett Taylor	0.002073255
Bailey Leasehold LP (Successor of B&J Exodus, Ltd)	0.008293020
James J. Woodcock Oil & Gas LP (Successor of B&J Exodus, Ltd)	0.008293020
Chase Oil Corporation (Successor of Caza Energy LLC)	0.058051140
George M. Ragsdale, Trustee	0.005183138
Pacific VR LLC	0.010366275
Tajos Oil & Gas Ltd.	0.026952315
Wellington Hotwells I, LP	0.010366275

<sup>1</sup> Plaintiffs are entitled to approximately 26% of that 30% - 87% of the total working interest that was assigned by OXY to Siana by the OXY Assignment. See paragraph 26 below.

<sup>2</sup> Instrument No. 00039172, Book 2148, Page 237.

<u>Plaintiff</u>	<u>Undivided Interest</u>
Sippi Oil & Gas LLC	0.004146510
James J. Braniff III	0.010366275
Blanco Holdings I, LP	0.051831375
<b>Total</b>	<b>0.260608155</b>

27. Although requested to do so, Siana refuses to execute and deliver the recordable assignments to which Plaintiffs are entitled, thereby breaching the Nominee Agreement. As a result of Siana's failure to comply with its obligations under the Nominee Agreement, Plaintiffs have suffered and continue to suffer damages and have incurred and continue to incur attorney's fees which they are entitled to recover from Siana.

28. As provided in the Nominee Agreement, Siana agreed to act as intermediary between Plaintiffs and OXY, receiving bills for expenses, supposedly paying those bills, and submitting invoices to Plaintiffs for their respective shares thereof. Siana did bill Plaintiffs for working interest expenses which had been billed by OXY to Siana; and although Plaintiffs remitted payment to Siana, Siana failed to remit payment to OXY, thereby jeopardizing the Plaintiffs' working interests and exposing them to the operator's lien securing Siana's obligation to make payment to OXY under the Operating Agreement. Siana retained the Plaintiffs' funds and converted those funds to its own unknown uses.

29. On information and belief, Siana received production revenues attributable to Plaintiffs' interests in the Lease and wells drilled thereon or unitized therewith, but concealed this fact from Plaintiffs and failed to account for same or to pay same to Plaintiffs as required by the Nominee Agreement.

#### Cause of Action – Declaratory Judgment

30. Plaintiffs seek a declaration of this Court that the Nominee Agreement requires Siana to execute and deliver assignments of their respective undivided interests

in the Lease, and not merely in the wellbore of the well drilled in 2005. There is a justiciable controversy with respect to Siana's obligations under the Nominee Agreement. Plaintiffs also seek to recover their reasonable and necessary, equitable and just attorney's fees pursuant to TEX. CIV. PRAC. & REM. CODE Section 37.009.

#### Cause of Action – Breach of Contract

31. A valid contract – the Nominee Agreement – was entered into between Plaintiffs and Siana. Plaintiffs have performed all of the obligations under the Nominee Agreement. Siana, however, has failed and refused and still fails and refuses to comply with its obligations thereunder, including but not limited to the execution and delivery of recordable assignments of the Plaintiffs' interests in the Lease. As a result, Plaintiffs have suffered damages in excess of the minimum jurisdictional amount of this Court.

32. Plaintiffs have performed their obligations under the Nominee Agreement. Siana, however, fails and refuses to perform its obligations thereunder. Plaintiffs are therefore entitled to a decree of specific performance, requiring Siana to execute and deliver the assignments required by the Nominee Agreement of the working interests in the Lease set out in paragraph 26.

#### Cause of Action – Accounting

33. Plaintiffs seek an accounting for (a) all expenses billed by Oxy or any operator of any well on the Lease or any unit containing any portion of the Lease, for drilling, completing, equipping and/or operating any well, and/or treating, transporting or marketing the production therefrom; (b) all payments by Siana of such expenses; (c) all billings by Siana to Plaintiffs or any of them; (d) all payments by Plaintiffs or any of them to Siana; (e) all revenues received by Siana from any well located on the Lease or any



unit containing any portion of the Lease; and (f) all distributions of such revenues from wells on or unitized with the Lease to Plaintiffs or others. Plaintiffs seek the appointment of an auditor pursuant to TEX. R. CIV. P. Rule 172 to conduct an investigation of such matters, including Siana's records and records maintained by OXY and any other operator of wells on or unitized with the Lease, and to report to the Court and the parties thereon.

Cause of Action – Conversion and Civil Theft Liability

34. Siana wrongfully and intentionally exercised dominion and control over Plaintiff's funds, actions inconsistent with, and in denial of, the rights of the Plaintiffs. Siana thereby intentionally and wrongfully converted Plaintiffs' funds to its own use, both funds received from Plaintiffs but not applied to payment of expenses billed by OXY, and production revenues attributable to Plaintiffs' interest in the Lease and any wells drilled on or unitized with it. Plaintiffs did not authorize Siana to exercise dominion and control over Plaintiffs funds, except for the limited purposes of using funds paid to Siana by Plaintiffs, based on invoices issued by Siana, to pay Plaintiffs' working interest shares of expenses billed by the operator of wells on or unitized with the Lease, or for distribution of production revenues to Plaintiffs that were received by Siana as nominee on behalf of Plaintiffs. Siana's conduct was and is grossly negligent, malicious, intentional and knowing, and such conduct has resulted and will continue to result in actual damages to the Plaintiffs, for which they now sue. Plaintiffs also seek all exemplary damages allowed by law to punish Siana and to deter such conduct in the future.

35. Siana's appropriation of the Plaintiffs' property is unlawful and intentional, and Siana is therefore liable under the Texas Theft Liability Act, TEX. CIV. PRAC. & REM.

CODE §134.003(a) for the Plaintiffs' damages resulting therefrom, and under TEX. CIV. PRAC. & REM. CODE §134.005(a)(1) for statutory damages.

#### Attorney's Fees

36. Because Defendant failed to comply with its obligations under the Nominee Agreement, it became necessary for Plaintiffs to engage the undersigned to enforce the Nominee Agreement. Plaintiffs are entitled to recover their reasonable and necessary attorney's fees from Defendant under TEX. CIV. PRAC. & REM CODE §§ 37.009 and 38.001 et seq. and under TEX. CIV. PRAC. & REM. CODE §134.005(b).

#### Conditions Precedent

37. All conditions precedent to the relief requested have been performed or have occurred.

#### Prayer for Relief

38. Plaintiffs therefore pray that Siana be cited to appear and answer herein and that Plaintiffs have judgment against Siana for all damages, exemplary damages, statutory damages, attorney's fees, specific performance, declaratory and other relief set forth above, and for all other relief to which they are entitled.

Respectfully submitted,

CRADY JEWETT McCULLEY &  
HOUREN LLP

By: /s/ Daniel Long  
State Bar No. 24036985  
Email: [dlong@cjmhlaw.com](mailto:dlong@cjmhlaw.com)  
2727 Allen Pkwy, Suite 1700  
Houston, Texas 77019  
Telephone: (713) 739-7007  
Facsimile: (713) 739 8403

*Attorneys for Plaintiffs James J. Braniff III  
and Blanco Holdings I, Ltd.*

Respectfully submitted,

JONES GILL PORTER CRAWFORD  
& CRAWFORD LLP

By: /s/ Michael D. Jones  
Michael D. Jones  
State Bar No. 10929350  
Email: [mjones@jonesgill.com](mailto:mjones@jonesgill.com)  
Lee S. Gill  
State Bar No. 07921360  
Email: [gill@jonesgill.com](mailto:gill@jonesgill.com)  
6363 Woodway, Suite 1100  
Houston, Texas 77057  
Telephone: (713) 652-4068  
Facsimile: (713) 651-0716

*Attorneys for Plaintiffs James A. Gibbs,  
John A. Wenck, Jr., David Barr, Lisa Barr,  
R. Miller Houghton, Kevin M. Cokinos,  
Christopher M. Cokinos, Brett Taylor,  
George M. Ragsdale, Trustee, Pacific VR  
LLC, Bailey Leasehold LP, James J.  
Woodcock Oil & Gas LP, Tajos Oil & Gas  
Ltd., Chase Oil Corporation, Wellington  
Hotwells I, LP, and Sippi Oil & Gas, LLC*

LEA COUNTY, NM  
KEITH MANES, COUNTY CLERK  
000003937  
Book 2178 Page 379  
1 of 4  
04/01/2021 01:33 PM  
BY ANGELA BEAUCHAMP

STATE OF NEW MEXICO       §  
  §  
COUNTY OF LEA             §

**MEMORANDUM OF NOMINEE AGREEMENT  
AND AFFIDAVIT OF BENEFICIAL OWNERSHIP IN  
OIL, GAS AND MINERAL LEASE AND WELLS**

The undersigned, Peter M. Way ("Affiant") acting in his capacity as President for and on behalf of Blanco Holdings Inc., the general partner of Blanco Holdings I, Ltd., a Texas limited partnership, with the address of P.O. Box 36530, Houston, Texas 77236, being of legal age and being first duly sworn deposes and states that:

1. Blanco Holdings I, Ltd. ("Blanco") is a party as one of the beneficial owners to that certain Nominee Agreement dated March 31, 2005 by and among Siana Oil & Gas Company, LLC ("Siana"), as nominee, and the beneficial owners of undivided leasehold working interests in and to the property described therein and further described below;

2. The Nominee Agreement related to the two (2) wells drilled and operated by OXY USA WTP, LP ("OXY") being the OXY GR State 26 - #1 Well drilled on State of New Mexico lease V-5887 and the OXY GR State 8 - #1 drilled on State of New Mexico lease VO-5785 in Lea County, New Mexico. The wells were drilled pursuant to agreements that are listed in the assignment that Siana entered into on behalf of the people in the Nominee Agreement.

3. Pursuant to the terms of the Nominee Agreement:

(i) Siana was obligated to pay all costs and expenses attributable to Siana's and the beneficial owners' interest in the OXY wells relating to drilling, completion, operating and plugging and abandonment;

(ii) Each of the beneficial owners agreed to reimburse Siana upon receipt of a statement from Siana for each owner's proportionate share of all such actual costs and expenses paid by Siana; and

LEA COUNTY, NM  
KEITH MANES, COUNTY CLERK  
000003837  
Book 2178 Page 379  
2 of 4  
04/01/2021 01:33 PM  
BY ANGELA BEAUCHAMP

(iii) Upon receipt of an Assignment from the Operator of the leases, Siana was and is obligated to promptly execute a recordable Assignment to each of the beneficial parties to the Nominee Agreement of such owner's undivided interest in and to the leasehold working interest assigned by OXY to Siana;

4. Blanco has paid to Siana its proportionate share of all costs associated with the two (2) OXY wells referenced in the Nominee Agreement;

5. Siana received a Partial Assignment of Oil and Gas Mineral Leases from OXY USA WTP, LP dated effective April 20, 2005 relating to the State of New Mexico lease V-5887, which was executed on behalf of OXY USA, Inc. as general partner of OXY USA WTP, LP on May 11, 2010 and was executed by Tom M. Ragsdale as President of Siana Oil & Gas Company, LLC on March 12, 2019;

6. A true and correct copy of the April 20, 2005 Partial Assignment of Oil and Gas Mineral Leases is recorded in the official records of Lea County, New Mexico at File No. 000039172, Book 2148, Page 237 as recorded on March 28, 2019;

7. Pursuant to the Partial Assignment of Oil and Gas Mineral Leases, OXY, as Assignor, assigned to Siana thirty percent (30%) of Assignor's interest in and to the following Oil, Gas and Mineral Lease, being that certain:

**Oil, Gas and Mineral Lease dated July 1, 2000 and numbered V-5887 issued by the State of New Mexico, as Lessor, V-5887 to BTA Oil Producers (as the original lessee) relating to the following lands:**

**Insofar and only insofar as said Lease concerns Section 26: the north half, limited to depths from the surface to 13,300 feet, T21S-R34E, N.N.P.M., Lea County, New Mexico, containing 320 acres, more or less (the "State Lease V-5887");**

8. Pursuant to the Nominee Agreement, Blanco has performed all of its obligations under the Nominee Agreement to be entitled to an assignment of record title from Siana of an undivided 5.18314% in and to the State Lease V-5887 and is the current owner of this beneficial interest in and to the State Lease V-5887 and the OXY GR State 26 - #1 well;

9. Despite requests from Blanco requesting an Assignment from Siana of Blanco's undivided interest 5.18314% in and to the State Lease V-5887, the lands covered by the lease and its proportional share of the OXY GR State 26 #1 Well, Siana has failed and refused to deliver the Assignment of record title to Blanco of its interest as required by the Nominee Agreement;



LEA COUNTY, NM  
KEITH MANES, COUNTY CLERK  
000003837  
Book 2178 Page 379  
3 of 4  
04/01/2021 01:33 PM  
BY ANGELA BEAUCHAMP

10. Mewbourne Oil Company has included the lands subject to the State Lease V-5887 in spacing units approved by the State of New Mexico and Mewbourne has drilled two (2) wells being the Mewbourne-Inland 26/23 B2PI State Com 1H Well and the Mewbourne-Inland 26/23 B2OJ State Com 1H (the "Mewbourne Wells");

11. On information and belief, Siana has received Authority for Expenditures (AFEs) for a portion of the costs of the Mewbourne Wells attributable to the interest derived from the State Lease V-5887 and Siana may have paid such AFE amounts to Mewbourne but Siana, in violation and breach of the Nominee Agreement, has failed and refused to send to Blanco a bill or statement of Blanco's share of the amounts actually paid to Mewbourne or to offer Blanco its proportionate interest in the Mewbourne Wells;

12. As a beneficial owner in the State Lease V-5887, Blanco is a beneficial owner of an undivided interest in the spacing units formed by Mewbourne and has the right to receive a recordable assignment of its proportional share of the Mewbourne Wells as derived from its beneficial ownership in the two (2) Mewbourne Wells, subject to receipt and payment of a bill or statement from Siana as required by the Nominee Agreement;

13. Pursuant to the Nominee Agreement, Siana does not own Blanco's interest in the State Lease V-5887, the OXY well, or the Mewbourne Wells and does not have the right or authority to convey, encumber or otherwise burden Blanco's undivided interest in those assets and interests.

This document is to be filed of record in the official records of Lea County, New Mexico relating to the **north half of Section 26 of Township 21 South - Range 34 East, N.N.P.M. in Lea County, New Mexico** to:

- (i) provide public notice of the existence of the Nominee Agreement dated March 31, 2005 which remains in effect as of the date of this filing;
- (ii) provide public notice of the beneficial ownership interest of Blanco in and to the State Lease V-5887, the OXY well and the Mewbourne Wells and Blanco's right to receive a recordable assignment to Blanco's undivided interest in and to all such Lease and Wells; and
- (iii) expressly serve notice that no person shall have the authority or right to rely on any document, assignment or other agreement in any way relating to Blanco's interest in the described lease or wells that may be executed or delivered by Siana Oil & Gas Company, LLC purporting to represent or have the authority to bind Blanco in any manner.

LEA COUNTY, NM  
 KEITH MANES, COUNTY CLERK  
 000003837  
 Book 2178 Page 379  
 4 of 4  
 04/01/2021 01:33 PM  
 BY ANGELA BEAUCHAMP

This Memorandum of Nominee Agreement and Affidavit of Beneficial Interest in Oil, Gas and Mineral Lease is filed for the protection and benefit of Blanco Holdings I, Ltd. and its interest in the lands and wells described herein.

Dated effective March 29, 2021.

BLANCO HOLDINGS I, LTD.

By: Blanco Holdings, Inc.,  
 as its General Partner

By: Pt MW  
 Peter M. Way, President

### ACKNOWLEDGMENT

STATE OF TEXAS

§

COUNTY OF HARRIS


§

§

This instrument was acknowledged before me on this 29 day of March 2021, by Peter M. Way, as President of Blanco Holdings Inc., as general partner of Blanco Holdings I, Ltd.

Cynthia Maciejewski  
 Notary Public

My Commission Expires: 3/14/2023



After recording, please return to:  
 Blanco Holdings I, Ltd.  
 P. O. Box 36530  
 Houston, TX 77236

Receipt # 220625  
\*\*\*\*\*  
KEITH MANES  
LEA COUNTY CLERK  
PO BOX 1507  
LOVINGTON, NM 88260  
(575) 396-8615  
FAX (575) 396-3293  
www.leacounty.net  
\*\*\*\*\*

Doc# 3837 Pages: 4  
Est# 2178 Page# 379  
AGREEMENT 16.00  
EQUIPMENT REC. FEE 7.00

CHECK # 3387  
CK'S - 25.00  
RECEIPT TOTAL 25.00

RECEIPT DATE: 04/01/2021  
TIME: 1: 33 PM  
BLANCO HOLDINGS I LTD

BY ANGELA BEAUCHAMP (CLERK)  
Return to:  
BLANCO HOLDINGS I LTD  
PO BOX 36530  
HOUSTON TX 77236

BLANCO HOLDINGS I LTD  
PO BOX 36530  
HOUSTON TX 77236



Post Office Box 1507 - Lovington, NM 88260

77236\$6530 B008

## MEWBOURNE OIL COMPANY

FASKEN CENTER  
500 WEST TEXAS, SUITE 1020  
MIDLAND, TX 79701

TELEPHONE (432) 682-3715

February 11, 2022

Via Certified Mail & Email

Siana Oil & Gas Company, LLC  
400 N. Sam Houston Pkwy East, Suite 601  
Houston, Texas 77060  
Attn: Doris Biddy

- Re:
1. Inland 26/23 B3NK State Com #2H  
Order No. R-21805 dated August 26, 2021  
E2W2 of Section 26 & E2SW4 of Section 23, T21S, R34E  
Lea County, New Mexico
  2. Inland 26/23 B3OJ State Com #2H  
Order No. R-21292 dated April 28, 2020  
W2E2 of Section 26 & W2SE4 of Section 23, T21S, R34E  
Lea County, New Mexico
  3. Inland 26/23 B3PI State Com #2H  
Order No. R-21293 dated April 28, 2020  
W2E2 of Section 26 & W2SE4 of Section 23, T21S, R34E  
Lea County, New Mexico

Ladies & Gentlemen:

Mewbourne Oil Company as Operator withdraws its proposal to drill the Inland 26/23 B3NK State Com #2H and hereby proposes to drill the following horizontal Bone Spring wells. Attached for your information and further handling is a copy of the referenced pooling orders regarding the referenced proposed wells. Pursuant to ordering paragraph number 22 on page 2 of each order, enclosed are copies of the AFEs all dated 02/08/2022 for the following 3 wells:

1. Inland 26/23 B3NK State Com #2H
2. Inland 26/23 B3OJ State Com #2H
3. Inland 26/23 B3PI State Com #2H

Our records indicate Siana Oil & Gas Company, LLC's ("Siana") working interest is 10.000000% in the referenced proposed wells. The enclosed AFEs are an estimated well cost for the proposed wells. Pursuant to ordering paragraph number 23 on page 2 of each pooling order, please sign and return the AFE within 30 days of your receipt of the same in the event Siana elects to participate in the proposed wells.

Should Siana elect to participate in the wells, please send me 3 checks in the amount of:


1. \$776,730.00 for the Inland 26/23 B3NK State Com #2H well
2. \$776,310.00.00 for the Inland 26/23 B3OJ State Com #2H well
3. \$776,940.00 for the Inland 26/23 B3PI State Com #2H well

All checks should be made payable to Mewbourne Oil Company within 60 days from receipt of this letter.

Should you have any questions regarding the above, please email me at [bdunn@mewbourne.com](mailto:bdunn@mewbourne.com) or call me at (432) 682-3715. Thank you.

Sincerely,

**MEWBOURNE OIL COMPANY**



Brad Dunn  
Landman



MEWBOURNE OIL COMPANY

AUTHORIZATION FOR EXPENDITURE

Well Name: INLAND 26/23 B3PI STATE COM #2HProspect: INLAND 23/26

Location: SL: 335 FSL & 2100 FEL (26); BHL: 2540 FSL & 660 FWL (23)County: LeaST: NM

Sec. 26Blk:Survey:TWP: 21SRNG: 34EProp. TVD: 11220TMD: 18640

INTANGIBLE COSTS 0180		CODE	TCP	CODE	CC
Regulatory Permits & Surveys		0180-0100	\$20,000	0180-0200	
Location / Road / Site / Preparation		0180-0105	\$35,000	0180-0205	\$35,000
Location / Restoration		0180-0106	\$200,000	0180-0206	\$6,700
Daywork / Turnkey / Footage Drilling24 days drlg / 3 days comp @ \$21000/d		0180-0110	\$538,300	0180-0210	\$67,300
Fuel1700 gal/day @ \$3.15/gal		0180-0114	\$137,300	0180-0214	\$315,100
Alternate Fuels		0180-0115		0180-0215	
Mud, Chemical & Additives		0180-0120	\$80,000	0180-0220	
Mud - Specialized		0180-0121	\$130,000	0180-0221	
Horizontal Drillout Services				0180-0222	\$150,000
Stimulation Toe Preparation				0180-0223	\$25,000
Cementing		0180-0125	\$150,000	0180-0225	\$37,000
Logging & Wireline Services		0180-0130	\$2,300	0180-0230	\$278,600
Casing / Tubing / Snubbing Services		0180-0134	\$25,000	0180-0234	\$13,000
Mud Logging		0180-0137	\$30,000		
Stimulation37 Stg 14.9 MM gal / 18.7 MM lb				0180-0241	\$1,648,200
Stimulation Rentals & Other				0180-0242	\$189,000
Water & Other		0180-0145	\$35,000	0180-0245	\$264,100
Bits		0180-0148	\$94,000	0180-0248	
Inspection & Repair Services		0180-0150	\$50,000	0180-0250	\$5,000
Misc. Air & Pumping Services		0180-0154		0180-0254	\$10,000
Testing & Flowback Services		0180-0158	\$10,000	0180-0258	\$24,000
Completion / Workover Rig				0180-0260	\$10,500
Rig Mobilization		0180-0164	\$150,000		
Transportation		0180-0165	\$30,000	0180-0265	\$20,000
Welding, Construction & Maint. Services		0180-0168	\$4,000	0180-0268	\$15,000
Contract Services & Supervision		0180-0170	\$97,200	0180-0270	\$40,100
Directional ServicesIncludes Vertical Control		0180-0175	\$357,000		
Equipment Rental		0180-0180	\$170,900	0180-0280	\$8,300
Well / Lease Legal		0180-0184	\$5,000	0180-0284	
Well / Lease Insurance		0180-0185	\$4,800	0180-0285	
Intangible Supplies		0180-0188	\$7,000	0180-0288	\$1,000
Damages		0180-0190	\$10,000	0180-0290	\$10,000
Pipeline Interconnect, ROW Easements		0180-0192		0180-0292	\$5,000
Company Supervision		0180-0195	\$104,400	0180-0295	\$28,800
Overhead Fixed Rate		0180-0196	\$10,000	0180-0296	\$20,000
Contingencies5% (TCP)5% (CC)		0180-0199	\$124,400	0180-0299	\$161,300
TOTAL			\$2,611,600		\$3,388,000
TANGIBLE COSTS 0181					
Casing (19.1" – 30")		0181-0793			
Casing (10.1" – 19.0")1850' - 13 3/8" 54.5# J-55 ST&C @ \$58.73/ft		0181-0794	\$116,000		
Casing (8.1" – 10.0")6000' - 9 5/8" 40# HCL80 LT&C @ \$49.46/ft		0181-0795	\$316,900		
Casing (6.1" – 8.0")10700' - 7" 29# HPP110 BT&C @ \$36.92/ft		0181-0796	\$421,900		
Casing (4.1" – 6.0")8000' - 4 1/2" 13.5# HCP-110 CDC-HTQ @ \$20.31/ft				0181-0797	\$173,500
Tubing10700' - 2 7/8" 6.5# L-80 IPC Tbg @ \$12.95/ft				0181-0798	\$148,000
Drilling Head		0181-0860	\$35,000		
Tubing Head & Upper Section				0181-0870	\$30,000
Horizontal Completion ToolsCompletion Liner Hanger				0181-0871	\$50,000
Subsurface Equip. & Artificial Lift				0181-0880	\$25,000
Pumping Unit Systems				0181-0885	
Service Pumps(1/3) TP/CP/Circ pump				0181-0886	\$5,300
Storage Tanks(1/3) 2 OT/1 WT				0181-0890	\$31,000
Emissions Control Equipment(1/3) VRT				0181-0892	\$7,600
Separation / Treating Equipment3 H sep/3 V sep/VHT				0181-0895	\$65,500
Automation Metering Equipment				0181-0898	\$54,000
Line Pipe & Valves - GatheringFacility Gas Re-work				0181-0900	\$10,700
Fittings / Valves & AccessoriesFlowline/Parts				0181-0906	\$130,100
Cathodic Protection				0181-0908	
Electrical Installation				0181-0909	\$62,700
Equipment Installation				0181-0910	\$66,700
Pipeline ConstructionFacility Gas Re-work				0181-0920	\$19,900
TOTAL			\$889,800		\$880,000
SUBTOTAL			\$3,501,400		\$4,268,000
TOTAL WELL COST			\$7,769,400		


Extra Expense Insurance

☐ I elect to be covered by Operator's Extra Expense Insurance and pay my proportionate share of the premium.  
Operator has secured Extra Expense Insurance covering costs of well control, clean up and redrilling as estimated in Line Item 0180-0185.

☐ I elect to purchase my own well control insurance policy.

If neither box is checked above, non-operating working interest owner elects to be covered by Operator's well control insurance.

Prepared by: Ryan McDanielDate: 2/8/2022

Company Approval: Date: 2/9/2022

Joint Owner Interest: 10.00000000%Amount: \$776,940.00

Joint Owner Name: Siana Oil & Gas Company, LLC072Signature:

MEWBOURNE OIL COMPANY  
AUTHORIZATION FOR EXPENDITURE

Well Name:

INLAND 26/23 B3NK STATE COM #2H

Prospect:

INLAND 23/26

Location:

SL: 335 FSL & 2140 FEL (26); BHL: 2540 FSL & 1900 FWL (23)

County:

Lea

ST:

NM

Sec.

26

Blk:

Survey:

TWP:

21S

RNG:

34E

Prop. TVD:

11250

TMD:

18600

Extra Expense Insurance

☐

I elect to be covered by Operator's Extra Expense Insurance and pay my proportionate share of the premium.  
Operator has secured Extra Expense Insurance covering costs of well control, clean up and redrilling as estimated in Line Item 0180-0185.

☐

I elect to purchase my own well control insurance policy.

If neither box is checked above, non-operating working interest owner elects to be covered by Operator's well control insurance.

Prepared by:

Ryan McDaniel

Date:

2/8/2022

Company Approval:



Date:

2/9/2022

Joint Owner Interest: 10.00000000% Amount: \$776,730.00

Joint Owner Name: Siana Oil & Gas Company, LLC

Signature: 

073

File: Siana Oil &amp; Gas Company, LLC INLAND 26-23 B3NK STATE COM #2H AFE.xlsx

Revised: 8/11/2020



MEWBOURNE OIL COMPANY  
AUTHORIZATION FOR EXPENDITURE

Well Name:

INLAND 26/23 B3OJ STATE COM #2H

Prospect:

INLAND 23/26

Location:

SL: 335 FSL & 2120 FEL (26); BHL: 2540 FSL & 1980 FWL (23)

County:

Lea

ST:

NM

Sec.

26

Blk:

Survey:

TWP:

21S

RNG:

34E

Prop. TVD:

11245

TMD:

18520

INTANGIBLE COSTS 0180	CODE	TCP	CODE	CC
Regulatory Permits & Surveys	0180-0100	\$20,000	0180-0200	
Location / Road / Site / Preparation	0180-0105	\$35,000	0180-0205	\$35,000
Location / Restoration	0180-0106	\$200,000	0180-0206	\$6,700
Daywork / Turnkey / Footage Drilling24 days drlg / 3 days comp @ \$21000/d	0180-0110	\$538,300	0180-0210	\$67,300
Fuel1700 gal/day @ \$3.15/gal	0180-0114	\$137,300	0180-0214	\$315,100
Alternate Fuels	0180-0115		0180-0215	
Mud, Chemical & Additives	0180-0120	\$80,000	0180-0220	
Mud - Specialized	0180-0121	\$130,000	0180-0221	
Horizontal Drillout Services			0180-0222	\$150,000
Stimulation Toe Preparation			0180-0223	\$25,000
Cementing	0180-0125	\$150,000	0180-0225	\$37,000
Logging & Wireline Services	0180-0130	\$2,300	0180-0230	\$278,600
Casing / Tubing / Snubbing Services	0180-0134	\$25,000	0180-0234	\$13,000
Mud Logging	0180-0137	\$30,000		
Stimulation37 Stg 14.9 MM gal / 18.7 MM lb			0180-0241	\$1,648,200
Stimulation Rentals & Other			0180-0242	\$189,000
Water & Other	0180-0145	\$35,000	0180-0245	\$264,100
Bits	0180-0148	\$94,000	0180-0248	
Inspection & Repair Services	0180-0150	\$50,000	0180-0250	\$5,000
Misc. Air & Pumping Services	0180-0154		0180-0254	\$10,000
Testing & Flowback Services	0180-0158	\$10,000	0180-0258	\$24,000
Completion / Workover Rig			0180-0260	\$10,500
Rig Mobilization	0180-0164	\$150,000		
Transportation	0180-0165	\$30,000	0180-0265	\$20,000
Welding, Construction & Maint. Services	0180-0168	\$4,000	0180-0268	\$15,000
Contract Services & Supervision	0180-0170	\$97,200	0180-0270	\$40,100
Directional ServicesIncludes Vertical Control	0180-0175	\$357,000		
Equipment Rental	0180-0180	\$170,900	0180-0280	\$8,300
Well / Lease Legal	0180-0184	\$5,000	0180-0284	
Well / Lease Insurance	0180-0185	\$800	0180-0285	
Intangible Supplies	0180-0188	\$7,000	0180-0288	\$1,000
Damages	0180-0190	\$10,000	0180-0290	\$10,000
Pipeline Interconnect, ROW Easements	0180-0192		0180-0292	\$5,000
Company Supervision	0180-0195	\$104,400	0180-0295	\$28,800
Overhead Fixed Rate	0180-0196	\$10,000	0180-0296	\$20,000
Contingencies5% (TCP)5% (CC)	0180-0199	\$124,200	0180-0299	\$161,300
TOTAL		\$2,607,400		\$3,388,000

TANGIBLE COSTS 0181				
Casing (19.1" – 30")	0181-0793			
Casing (10.1" – 19.0")1850' - 13 3/8" 54.5# J-55 ST&C @ \$58.73/ft	0181-0794	\$116,000		
Casing (8.1" – 10.0")6000' - 9 5/8" 40# HCL80 LT&C @ \$49.46/ft	0181-0795	\$316,900		
Casing (6.1" – 8.0")10700' - 7" 29# HPP110 BT&C @ \$36.92/ft	0181-0796	\$421,900		
Casing (4.1" – 6.0")7900' - 4 1/2" 13.5# HCP-110 CDC-HTQ @ \$20.31/ft			0181-0797	\$171,400
Tubing10700' - 2 7/8" 6.5# L-80 IPC Tbg @ \$12.95/ft			0181-0798	\$148,000
Drilling Head	0181-0860	\$35,000		
Tubing Head & Upper Section			0181-0870	\$30,000
Horizontal Completion ToolsCompletion Liner Hanger			0181-0871	\$50,000
Subsurface Equip. & Artificial Lift			0181-0880	\$25,000
Pumping Unit Systems			0181-0885	
Service Pumps(1/3) TP/CP/Circ pump			0181-0886	\$5,300
Storage Tanks(1/3) 2 OT/1 WT			0181-0890	\$31,000
Emissions Control Equipment(1/3) VRT			0181-0892	\$7,600
Separation / Treating Equipment3 H sep/3 V sep/VHT			0181-0895	\$65,500
Automation Metering Equipment			0181-0898	\$54,000
Line Pipe & Valves - GatheringFacility Gas Re-work			0181-0900	\$10,700
Fittings / Valves & AccessoriesFlowline/Parts			0181-0906	\$130,100
Cathodic Protection			0181-0908	
Electrical Installation			0181-0909	\$62,700
Equipment Installation			0181-0910	\$66,700
Pipeline ConstructionFacility Gas Re-work			0181-0920	\$19,900
TOTAL		\$889,800		\$877,900
SUBTOTAL		\$3,497,200		\$4,265,900
TOTAL WELL COST		\$7,763,100		

Extra Expense Insurance

☐

I elect to be covered by Operator's Extra Expense Insurance and pay my proportionate share of the premium.  
Operator has secured Extra Expense Insurance covering costs of well control, clean up and redrilling as estimated in Line Item 0180-0185.

☐

I elect to purchase my own well control insurance policy.

If neither box is checked above, non-operating working interest owner elects to be covered by Operator's well control insurance.

Prepared by:

Ryan McDaniel

Date:

2/8/2022

Company Approval:



Date:

2/9/2022

Joint Owner Interest:

10.00000000%

Amount:

\$776,310.00

Joint Owner Name:

Siana Oil & Gas Company, LLC

Signature:



074

STATE OF NEW MEXICO  
ENERGY, MINERALS AND NATURAL RESOURCES DEPARTMENT  
OIL CONSERVATION DIVISION

IN THE MATTER OF APPLICATION FOR  
COMPULSORY POOLING SUBMITTED BY  
MEWBOURNE OIL COMPANY

CASE NO. 21156

ORDER NO. R-21292

**ORDER**

The Director of the New Mexico Oil Conservation Division ("OCD"), having heard this matter through a Hearing Examiner on April 16, 2020, and after considering the testimony, evidence, and recommendation of the Hearing Examiner, issues the following Order.

**FINDINGS OF FACT**

1. Mewbourne Oil Company ("Operator") submitted an application ("Application") to compulsory pool the uncommitted oil and gas interests within the spacing unit ("Unit") described in Exhibit A. The Unit is expected to be a standard horizontal spacing unit. 19.15.16.15(B) NMAC. Operator seeks to be designated the operator of the Unit.
2. Operator will dedicate the well(s) described in Exhibit A ("Well(s)") to the Unit.
3. Operator proposes the supervision and risk charges for the Well(s) described in Exhibit A.
4. Operator identified the owners of uncommitted interests in oil and gas minerals in the Unit and provided evidence that notice was given.
5. The Application was heard by the Hearing Examiner on the date specified above, during which Operator presented evidence through affidavits in support of the Application. No other party presented evidence at the hearing.

**CONCLUSIONS OF LAW**

6. OCD has jurisdiction to issue this Order pursuant to NMSA 1978, Section 70-2-17.
7. Operator is the owner of an oil and gas working interest within the Unit.
8. Operator satisfied the notice requirements for the Application and the hearing as required by 19.15.4.12 NMAC.
9. OCD satisfied the notice requirements for the hearing as required by 19.15.4.9 NMAC.
10. Operator has the right to drill the Well(s) to a common source of supply at the depth(s) and location(s) in the Unit described in Exhibit A.

11. The Unit contains separately owned uncommitted interests in oil and gas minerals.
12. Some of the owners of the uncommitted interests have not agreed to commit their interests to the Unit.
13. The pooling of uncommitted interests in the Unit will prevent waste and protect correlative rights, including the drilling of unnecessary wells.
14. This Order affords to the owner of an uncommitted interest the opportunity to produce his just and equitable share of the oil or gas in the pool.

#### ORDER

15. The uncommitted interests in the Unit are pooled as set forth in Exhibit A.
16. The Unit shall be dedicated to the Well(s) set forth in Exhibit A.
17. Operator is designated as operator of the Unit and the Well(s).
18. If the location of a well will be unorthodox under the spacing rules in effect at the time of completion, Operator shall obtain the OCD's approval for a non-standard location in accordance with 19.15.16.15(C) NMAC.
19. The Operator shall commence drilling the Well(s) within one year after the date of this Order, and complete each Well no later than one (1) year after the commencement of drilling the Well.
20. This Order shall terminate automatically if Operator fails to comply with Paragraph 19 unless Operator obtains an extension by an amendment of this Order for good cause shown.
21. The infill well requirements in 19.15.13.9 NMAC through 19.15.13.12 NMAC shall be applicable.
22. Operator shall submit to each owner of an uncommitted working interest in the pool ("Pooled Working Interest") an itemized schedule of estimated costs to drill, complete, and equip the well ("Estimated Well Costs").
23. No later than thirty (30) days after Operator submits the Estimated Well Costs, the owner of a Pooled Working Interest shall elect whether to pay its share of the Estimated Well Costs or its share of the actual costs to drill, complete and equip the well ("Actual Well Costs") out of production from the well. An owner of a Pooled Working Interest who elects to pay its share of the Estimated Well Costs shall render payment to Operator no later than thirty (30) days after the expiration of the election period, and shall be liable for operating costs, but not risk charges, for the well. An owner of a Pooled Working Interest who fails to pay its share of the Estimated Well Costs or who

CASE NO. 21156  
ORDER NO. R-21292

Page 2 of 7



elects to pay its share of the Actual Well Costs out of production from the well shall be considered to be a "Non-Consenting Pooled Working Interest."

24. No later than one hundred eighty (180) days after Operator submits a Form C-105 for a well, Operator shall submit to OCD and each owner of a Pooled Working Interest an itemized schedule of the Actual Well Costs. The Actual Well Costs shall be considered to be the Reasonable Well Costs unless OCD or an owner of a Pooled Working Interest files a written objection no later than forty-five (45) days after receipt of the schedule. If OCD or an owner of a Pooled Working Interest files a timely written objection, OCD shall determine the Reasonable Well Costs after public notice and hearing.
25. No later than sixty (60) days after the expiration of the period to file a written objection to the Actual Well Costs or OCD's order determining the Reasonable Well Costs, whichever is later, each owner of a Pooled Working Interest who paid its share of the Estimated Well Costs shall pay to Operator its share of the Reasonable Well Costs that exceed the Estimated Well Costs, or Operator shall pay to each owner of a Pooled Working Interest who paid its share of the Estimated Well Costs its share of the Estimated Well Costs that exceed the Reasonable Well Costs.
26. The reasonable charges for supervision to drill and produce a well ("Supervision Charges") shall not exceed the rates specified in Exhibit A, provided however that the rates shall be adjusted annually pursuant to the COPAS form entitled "Accounting Procedure-Joint Operations."
27. No later than within ninety (90) days after Operator submits a Form C-105 for a well, Operator shall submit to OCD and each owner of a Pooled Working Interest an itemized schedule of the reasonable charges for operating and maintaining the well ("Operating Charges"), provided however that Operating Charges shall not include the Reasonable Well Costs or Supervision Charges. The Operating Charges shall be considered final unless OCD or an owner of a Pooled Working Interest files a written objection no later than forty-five (45) days after receipt of the schedule. If OCD or an owner of a Pooled Working Interest files a timely written objection, OCD shall determine the Operating Charges after public notice and hearing.
28. Operator may withhold the following costs and charges from the share of production due to each owner of a Pooled Working Interest who paid its share of the Estimated Well Costs: (a) the proportionate share of the Supervision Charges; and (b) the proportionate share of the Operating Charges.
29. Operator may withhold the following costs and charges from the share of production due to each owner of a Non-Consenting Pooled Working Interest: (a) the proportionate share of the Reasonable Well Costs; (b) the proportionate share of the Supervision and Operating Charges; and (c) the percentage of the Reasonable Well Costs specified as the charge for risk described in Exhibit A.

30. Operator shall distribute a proportionate share of the costs and charges withheld pursuant to paragraph 29 to each Pooled Working Interest that paid its share of the Estimated Well Costs.
31. Each year on the anniversary of this Order, and no later than ninety (90) days after each payout, Operator shall provide to OCD and each owner of a Non-Consenting Pooled Working Interest a schedule of the revenue attributable to a well and the Supervision and Operating Costs charged against that revenue.
32. Any cost or charge that is paid out of production shall be withheld only from the share due to an owner of a Pooled Working Interest. No cost or charge shall be withheld from the share due to an owner of a royalty interests. For the purpose of this Order, an unleased mineral interest shall consist of a seven-eighths (7/8) working interest and a one-eighth (1/8) royalty interest.
33. Except as provided above, Operator shall hold the revenue attributable to a well that is not disbursed for any reason for the account of the person(s) entitled to the revenue as provided in the Oil and Gas Proceeds Payment Act, NMSA 1978, Sections 70-10-1 *et seq.*, and relinquish such revenue as provided in the Uniform Unclaimed Property Act, NMSA 1978, Sections 7-8A-1 *et seq.*
34. The Unit shall terminate if (a) the owners of all Pooled Working Interests reach a voluntary agreement; or (b) the well(s) drilled on the Unit are plugged and abandoned in accordance with the applicable rules. Operator shall inform OCD no later than thirty (30) days after such occurrence.
35. OCD retains jurisdiction of this matter for the entry of such orders as may be deemed necessary.

STATE OF NEW MEXICO  
OIL CONSERVATION DIVISION



ADRIENNE SANDOVAL  
DIRECTOR  
AES/jag

Date: 4/28/2020

CASE NO. 21156  
ORDER NO. R-21292

Page 4 of 7

Exhibit A

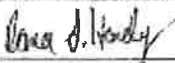
COMPULSORY POOLING APPLICATION CHECKLIST	
ALL INFORMATION IN THE APPLICATION MUST BE SUPPORTED BY SIGNED AFFIDAVITS	
Case:	21156
Date	April 10, 2020
Applicant	Mewbourne Oil Company
Designated Operator & OGRID (affiliation if applicable)	Mewbourne Oil Company/OGRID No. 14744
Applicant's Counsel:	Dana Hardy
Case Title:	Application of Mewbourne Oil Company for Compulsory Pooling, Lea County, New Mexico
Entries of Appearance/Intervenors:	None
Well Family	Inland 26/23 B201 State Com. Well No. 1H
Formation/Pool	
Formation Name(s) or Vertical Extent:	Bone Spring Formation
Primary Product (Oil or Gas):	Oil
Pooling this vertical extent:	Entire Bone Spring formation
Pool Name and Pool Code:	GRAMA RIDGE BONE SPRING, NE/Pool Code 28435
Well Location Setback Rules:	Statewide rules and current horizontal well rules
Spacing Unit Size:	Quarter-quarter sections/40 acres
Spacing Unit	
Type (Horizontal/Vertical)	Horizontal
Size (Acres)	240 acres
Building Blocks:	40 acres
Orientation:	South-North
Description: TRS/County	W/2E/2 S26 and W/2SE/4 S23-21S 34E, NMPM, Lea County
Standard Horizontal Well Spacing Unit (Y/N), if No, describe	Yes
Other Situations	
Depth Severance: Y/N. If yes, description	No
Proximity Tracts: If yes, description	No
Proximity Defining Well: if yes, description	N/A
Applicant's Ownership in Each Tract	Exhibits A-3 and A-5
Well(s)	
Name & API (if assigned), surface and bottom hole location, footages, completion target, orientation, completion status (standard or non-standard)	Inland 26/23 B201 State Com. Well No. 1H API No. 30-025-46931 SHL: 205 FSL & 1250 FEL S26 BHL: 2540 FSL & 1980 FEL S23 Second Bone Spring Sand Standup Standard
Horizontal Well First and Last Take Points	FTP: 100 FSL & 1980 FEL S26 LTP: 485 FSL & 1980 FEL S23

CASE NO. 21156  
ORDER NO. R-21292

Completion Target (Formation, TVD and MD)	2 <sup>ND</sup> Bone Spring Sand/TVD 10381 feet/MD 17772 feet
<b>APE Capex and Operating Costs</b>	
Drilling Supervision/Month \$	\$8000 – Exhibit A
Production Supervision/Month \$	\$800 – Exhibit A
Justification for Supervision Costs	Exhibit A
Requested Risk Charge	Cost + 200% - Exhibit A
<b>Notice of Hearing</b>	
Proposed Notice of Hearing	Exhibit A-9
Proof of Mailed Notice of Hearing (20 days before hearing)	Exhibit A-10
Proof of Published Notice of Hearing (10 days before hearing)	Exhibit A-11
<b>Ownership Determination</b>	
Land Ownership Schematic of the Spacing Unit	Exhibit A-3
Tract List (including lease numbers and owners)	Exhibit A-3
Pooled Parties (including ownership type)	Exhibit A-5
Unlocatable Parties to be Pooled	Not applicable
Ownership Depth Severance (including percentage above & below)	None
<b>Joinder</b>	
Sample Copy of Proposal Letter	Exhibit A-6
List of Interest Owners (i.e. Exhibit A of JOA)	Exhibit A-8
Chronology of Contact with Non-joined Working Interests	Exhibit A-7
Overhead Rates in Proposal Letter	Exhibit A-6
Cost Estimate to Drill and Complete	Exhibit A-12
Cost Estimate to Equip Well	Exhibit A-12
Cost Estimate for Production Facilities	Exhibit A-12
<b>Geology</b>	
Summary (including special considerations)	Exhibit B
Spacing Unit Schematic	Exhibit B-1
Gunbarrel/Lateral Trajectory Schematic	Exhibit B-6
Well Orientation (with rationale)	Exhibit B
Target Formation	Exhibit B, Bone Spring
HSU Cross Section	Exhibit B-4
Depth Severance Discussion	Not Applicable
<b>Forms, Figures and Tables</b>	
C-102	Exhibit A-2
Tracts	Exhibit A-3
Summary of Interests, Unit Recapitulation (Tracts)	Exhibits A-3, A-4
General Location Map (including basin)	Exhibit A-1
Well Bore Location Map	Exhibits B-1, B-2, B-3

CASE NO. 21156  
ORDER NO. R-21292

Page 6 of 7

Structure Contour Map - Subsea Depth	Exhibit B-2
Cross Section Location Map (including wellis)	Exhibit B-2
Cross Section (including Landing Zone)	Exhibit B-4
Additional Information	
CERTIFICATION: I hereby certify that the information provided in this checklist is complete and accurate.	
Printed Name (Attorney or Party Representative):	Dana Hardy
Signed Name (Attorney or Party Representative):	
Date:	April 10, 2020

CASE NO. 21156  
ORDER NO. R-21292



STATE OF NEW MEXICO  
ENERGY, MINERALS AND NATURAL RESOURCES DEPARTMENT  
OIL CONSERVATION DIVISION

IN THE MATTER OF APPLICATION FOR  
COMPULSORY POOLING SUBMITTED BY  
MEWBOURNE OIL COMPANY

CASE NO. 21157  
ORDER NO. R-21293

**ORDER**

The Director of the New Mexico Oil Conservation Division ("OCD"), having heard this matter through a Hearing Examiner on April 16, 2020, and after considering the testimony, evidence, and recommendation of the Hearing Examiner, issues the following Order.

**FINDINGS OF FACT**

1. Mewbounre Oil Company ("Operator") submitted an application ("Application") to compulsory pool the uncommitted oil and gas interests within the spacing unit ("Unit") described in Exhibit A. The Unit is expected to be a standard horizontal spacing unit. 19.15.16.15(B) NMAC. Operator seeks to be designated the operator of the Unit.
2. Operator will dedicate the well(s) described in Exhibit A ("Well(s)") to the Unit.
3. Operator proposes the supervision and risk charges for the Well(s) described in Exhibit A.
4. Operator identified the owners of uncommitted interests in oil and gas minerals in the Unit and provided evidence that notice was given.
5. The Application was heard by the Hearing Examiner on the date specified above, during which Operator presented evidence through affidavits in support of the Application. No other party presented evidence at the hearing.

**CONCLUSIONS OF LAW**

6. OCD has jurisdiction to issue this Order pursuant to NMSA 1978, Section 70-2-17.
7. Operator is the owner of an oil and gas working interest within the Unit.
8. Operator satisfied the notice requirements for the Application and the hearing as required by 19.15.4.12 NMAC.
9. OCD satisfied the notice requirements for the hearing as required by 19.15.4.9 NMAC.
10. Operator has the right to drill the Well(s) to a common source of supply at the depth(s) and location(s) in the Unit described in Exhibit A.

11. The Unit contains separately owned uncommitted interests in oil and gas minerals.
12. Some of the owners of the uncommitted interests have not agreed to commit their interests to the Unit.
13. The pooling of uncommitted interests in the Unit will prevent waste and protect correlative rights, including the drilling of unnecessary wells.
14. This Order affords to the owner of an uncommitted interest the opportunity to produce his just and equitable share of the oil or gas in the pool.

### **ORDER**

15. The uncommitted interests in the Unit are pooled as set forth in Exhibit A.
16. The Unit shall be dedicated to the Well(s) set forth in Exhibit A.
17. Operator is designated as operator of the Unit and the Well(s).
18. If the location of a well will be unorthodox under the spacing rules in effect at the time of completion, Operator shall obtain the OCD's approval for a non-standard location in accordance with 19.15.16.15(C) NMAC.
19. The Operator shall commence drilling the Well(s) within one year after the date of this Order, and complete each Well no later than one (1) year after the commencement of drilling the Well.
20. This Order shall terminate automatically if Operator fails to comply with Paragraph 19 unless Operator obtains an extension by an amendment of this Order for good cause shown.
21. The infill well requirements in 19.15.13.9 NMAC through 19.15.13.12 NMAC shall be applicable.
22. Operator shall submit to each owner of an uncommitted working interest in the pool ("Pooled Working Interest") an itemized schedule of estimated costs to drill, complete, and equip the well ("Estimated Well Costs").
23. No later than thirty (30) days after Operator submits the Estimated Well Costs, the owner of a Pooled Working Interest shall elect whether to pay its share of the Estimated Well Costs or its share of the actual costs to drill, complete and equip the well ("Actual Well Costs") out of production from the well. An owner of a Pooled Working Interest who elects to pay its share of the Estimated Well Costs shall render payment to Operator no later than thirty (30) days after the expiration of the election period, and shall be liable for operating costs, but not risk charges, for the well. An owner of a Pooled Working Interest who fails to pay its share of the Estimated Well Costs or who


CASE NO. 21157  
ORDER NO. R-21293

Page 2 of 7

- elects to pay its share of the Actual Well Costs out of production from the well shall be considered to be a "Non-Consenting Pooled Working Interest."
24. No later than one hundred eighty (180) days after Operator submits a Form C-105 for a well, Operator shall submit to OCD and each owner of a Pooled Working Interest an itemized schedule of the Actual Well Costs. The Actual Well Costs shall be considered to be the Reasonable Well Costs unless OCD or an owner of a Pooled Working Interest files a written objection no later than forty-five (45) days after receipt of the schedule. If OCD or an owner of a Pooled Working Interest files a timely written objection, OCD shall determine the Reasonable Well Costs after public notice and hearing.
25. No later than sixty (60) days after the expiration of the period to file a written objection to the Actual Well Costs or OCD's order determining the Reasonable Well Costs, whichever is later, each owner of a Pooled Working Interest who paid its share of the Estimated Well Costs shall pay to Operator its share of the Reasonable Well Costs that exceed the Estimated Well Costs, or Operator shall pay to each owner of a Pooled Working Interest who paid its share of the Estimated Well Costs its share of the Estimated Well Costs that exceed the Reasonable Well Costs.
26. The reasonable charges for supervision to drill and produce a well ("Supervision Charges") shall not exceed the rates specified in Exhibit A, provided however that the rates shall be adjusted annually pursuant to the COPAS form entitled "Accounting Procedure-Joint Operations."
27. No later than within ninety (90) days after Operator submits a Form C-105 for a well, Operator shall submit to OCD and each owner of a Pooled Working Interest an itemized schedule of the reasonable charges for operating and maintaining the well ("Operating Charges"), provided however that Operating Charges shall not include the Reasonable Well Costs or Supervision Charges. The Operating Charges shall be considered final unless OCD or an owner of a Pooled Working Interest files a written objection no later than forty-five (45) days after receipt of the schedule. If OCD or an owner of a Pooled Working Interest files a timely written objection, OCD shall determine the Operating Charges after public notice and hearing.
28. Operator may withhold the following costs and charges from the share of production due to each owner of a Pooled Working Interest who paid its share of the Estimated Well Costs: (a) the proportionate share of the Supervision Charges; and (b) the proportionate share of the Operating Charges.
29. Operator may withhold the following costs and charges from the share of production due to each owner of a Non-Consenting Pooled Working Interest: (a) the proportionate share of the Reasonable Well Costs; (b) the proportionate share of the Supervision and Operating Charges; and (c) the percentage of the Reasonable Well Costs specified as the charge for risk described in Exhibit A.

30. Operator shall distribute a proportionate share of the costs and charges withheld pursuant to paragraph 29 to each Pooled Working Interest that paid its share of the Estimated Well Costs.
31. Each year on the anniversary of this Order, and no later than ninety (90) days after each payout, Operator shall provide to OCD and each owner of a Non-Consenting Pooled Working Interest a schedule of the revenue attributable to a well and the Supervision and Operating Costs charged against that revenue.
32. Any cost or charge that is paid out of production shall be withheld only from the share due to an owner of a Pooled Working Interest. No cost or charge shall be withheld from the share due to an owner of a royalty interests. For the purpose of this Order, an unleased mineral interest shall consist of a seven-eighths (7/8) working interest and a one-eighth (1/8) royalty interest.
33. Except as provided above, Operator shall hold the revenue attributable to a well that is not disbursed for any reason for the account of the person(s) entitled to the revenue as provided in the Oil and Gas Proceeds Payment Act, NMSA 1978, Sections 70-10-1 *et seq.*, and relinquish such revenue as provided in the Uniform Unclaimed Property Act, NMSA 1978, Sections 7-8A-1 *et seq.*
34. The Unit shall terminate if (a) the owners of all Pooled Working Interests reach a voluntary agreement; or (b) the well(s) drilled on the Unit are plugged and abandoned in accordance with the applicable rules. Operator shall inform OCD no later than thirty (30) days after such occurrence.
35. OCD retains jurisdiction of this matter for the entry of such orders as may be deemed necessary.

STATE OF NEW MEXICO  
OIL CONSERVATION DIVISION



ADRIENNE SANDOVAL  
DIRECTOR  
AES/jag

Date: 4/28/2020

CASE NO. 21157  
ORDER NO. R-21293

Page 4 of 7

Exhibit A

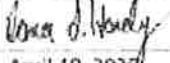
COMPULSORY POOLING APPLICATION CHECKLIST	
ALL INFORMATION IN THE APPLICATION MUST BE SUPPORTED BY SIGNED AFFIDAVITS	
Case:	21157
Date	April 10, 2020
Applicant	Mewbourne Oil Company
Designated Operator & OGRID (affiliation if applicable)	Mewbourne Oil Company/OGRID No. 14744
Applicant's Counsel	Dana Hardy
Case Title:	Application of Mewbourne Oil Company for Compulsory Pooling, Lea County, New Mexico
Entries of Appearance/intervenors:	None
Well Family	Inland 26/23 B2PI State Com. Well No. 1H
Formation/Pool	
Formation Name(s) or Vertical Extent:	Bone Spring Formation
Primary Product (Oil or Gas)	Oil
Pooling this vertical extent:	Entire Bone Spring formation
Pool Name and Pool Code:	GRAMA RIDGE BONE SPRING, NE/Pool Code 28435
Well Location Setback Rules	Statewide rules and current horizontal well rules
Spacing Unit Size	Quarter-quarter sections/40 acres
Spacing Unit	
Type (Horizontal/Vertical)	Horizontal
Size (Acres)	340 acres
Building Blocks	40 acres
Orientation:	South-North
Description: TRS/County	E/2E/2 S26 and E/2SE/4 S23-21S-34E, NMPM, Lea County
Standard Horizontal Well Spacing Unit (Y/N). If No, describe	Yes
Other Situations	
Depth Severance: Y/N. If yes, description	No
Proximity Tracts: If yes, description	No
Proximity Defining Well: If yes, description	N/A
Applicant's Ownership in Each Tract	Exhibits A-3 and A-5
Well(s)	
Name & API (if assigned), surface and bottom hole location, footages, completion target, orientation, completion status (standard or non-standard)	Inland 26/23 B2PI State Com. Well No. 1H API No. 30-025-45283 SHL: 205 FSL & 1220 FEL S26 BHL: 2540 FSL & 500 FEL S23 Second Bone Spring Sand Standup Standard
Horizontal Well First and Last Take Points	FTP: 100' FSL and 500' FEL, Section 26 LTP: 2540' FSL and 500' FEL, Section 23

CASE NO. 21157  
ORDER NO. R-21293



Completion Target (Formation, TVD and MD)	2 <sup>nd</sup> Bone Spring Sand/TVD 10364 feet/MD 17978 feet
<b>AFE Capex and Operating Costs</b>	
Drilling Supervision/Month \$	\$8000 – Exhibit A
Production Supervision/Month \$	\$800 – Exhibit A
Justification for Supervision Costs	Exhibit A
Requested Risk Charge	Cost + 200% - Exhibit A
<b>Notice of Hearing</b>	
Proposed Notice of Hearing	Exhibit A-9
Proof of Mailed Notice of Hearing (20 days before hearing)	Exhibit A-10
Proof of Published Notice of Hearing (10 days before hearing)	Exhibit A-11
<b>Ownership Determination</b>	
Land Ownership Schematic of the Spacing Unit	Exhibit A-3
Tract List (including lease numbers and owners)	Exhibit A-3
Pooled Parties (including ownership type)	Exhibit A-5
Unlocatable Parties to be Pooled	Not applicable
Ownership Depth Severance (including percentage above & below)	None
<b>Joinder</b>	
Sample Copy of Proposal Letter	Exhibit A-6
List of Interest Owners (i.e. Exhibit A of JOA)	Exhibit A-8
Chronology of Contact with Non-Joined Working Interests	Exhibit A-7
Overhead Rates in Proposal Letter	Exhibit A-6
Cost Estimate to Drill and Complete	Exhibit A-12
Cost Estimate to Equip Well	Exhibit A-12
Cost Estimate for Production Facilities	Exhibit A-12
<b>Geology</b>	
Summary (including special considerations)	Exhibit B
Spacing Unit Schematic	Exhibit B-1
Gunbarrel/Lateral Trajectory Schematic	Exhibit B-6
Well Orientation (with rationale)	Exhibit B
Target Formation	Exhibit B, Bone Spring
HSU Cross Section	Exhibit B-3
Depth Severance Discussion	Not Applicable
<b>Forms, Figures and Tables</b>	
C-102	Exhibit A-2
Tracts	Exhibit A-3
Summary of Interests, Unit Recapitulation (Tracts)	Exhibits A-3, A-4
General Location Map (including basin)	Exhibit A-1
Well Bore Location Map	Exhibits B-1, B-2, B-3

CASE NO. 21157  
ORDER NO. R-21293

Structure Contour Map - Subsea Depth	Exhibit B-2
Cross Section Location Map (including wells)	Exhibit B-2
Cross Section (including Landing Zone)	Exhibit B-4
Additional Information	
CERTIFICATION: I hereby certify that the information provided in this checklist is complete and accurate.	
Printed Name (Attorney or Party Representative):	Dana Hardy
Signed Name (Attorney or Party Representative)	
Date:	April 10, 2020

CASE NO. 21157  
ORDER NO. R-21293

**STATE OF NEW MEXICO  
ENERGY, MINERALS AND NATURAL RESOURCES DEPARTMENT  
OIL CONSERVATION DIVISION**

**IN THE MATTER OF APPLICATION FOR  
COMPULSORY POOLING SUBMITTED BY  
MEWBOURNE OIL COMPANY**

**CASE NO. 22036  
ORDER NO. R-21805**

**ORDER**

The Director of the New Mexico Oil Conservation Division ("OCD"), having heard these matters through a Hearing Examiner on October 22, 2020, and after considering the testimony, evidence, and recommendation of the Hearing Examiner, issues the following Orders:

**FINDINGS OF FACT**

1. Mewbourne Oil Company ("Operator") submitted an application ("Application") to compulsorily pool the uncommitted oil and gas interests within the spacing unit ("Unit") described in Exhibit A. The Unit is expected to be a standard horizontal spacing unit. 19.15.16.15(B) NMAC. Operator seeks to be designated the operator of the Unit.
2. Operator will dedicate the well(s) described in Exhibit A ("Well(s)") to the Unit.
3. Operator proposes the supervision and risk charges for the Well(s) described in Exhibit A.
4. Operator identified the owners of uncommitted interests in oil and gas minerals in the Unit and provided evidence that notice was given.
5. The Application was heard by the Hearing Examiner on the date specified above, during which Operator presented evidence through affidavits in support of the Application. No other party presented evidence at the hearing.

**CONCLUSIONS OF LAW**

6. OCD has jurisdiction to issue this Order pursuant to NMSA 1978, Section 70-2-17.
7. Operator is the owner of an oil and gas working interest within the Unit.
8. Operator satisfied the notice requirements for the Application and the hearing as required by 19.15.4.12 NMAC.
9. OCD satisfied the notice requirements for the hearing as required by 19.15.4.9 NMAC.

- Released to Imaging: 6/27/2022 8:24:37 AM
- Received by OCD: 6/24/2022 3:42:15 PM
10. Operator has the right to drill the Well(s) to a common source of supply at the depth(s) and location(s) in the Unit described in Exhibit A.
  11. The Unit contains separately owned uncommitted interests in oil and gas minerals.
  12. Some of the owners of the uncommitted interests have not agreed to commit their interests to the Unit.
  13. The pooling of uncommitted interests in the Unit will prevent waste and protect correlative rights, including the drilling of unnecessary wells.
  14. This Order affords to the owner of an uncommitted interest the opportunity to produce his just and equitable share of the oil or gas in the pool.

#### **ORDER**

15. The uncommitted interests in the Unit are pooled as set forth in Exhibit A.
16. The Unit shall be dedicated to the Well(s) set forth in Exhibit A.
17. Operator is designated as operator of the Unit and the Well(s).
18. If the location of a well will be unorthodox under the spacing rules in effect at the time of completion, Operator shall obtain the OCD's approval for a non-standard location in accordance with 19.15.16.15(C) NMAC.
19. The Operator shall commence drilling the Well(s) within one year after the date of this Order, and complete each Well no later than one (1) year after the commencement of drilling the Well.
20. This Order shall terminate automatically if Operator fails to comply with Paragraph 19 unless Operator obtains an extension by amending this Order for good cause shown.
21. The infill well requirements in 19.15.13.9 NMAC through 19.15.13.12 NMAC shall be applicable.
22. Operator shall submit each owner of an uncommitted working interest in the pool ("Pooled Working Interest") an itemized schedule of estimated costs to drill, complete, and equip the well ("Estimated Well Costs").
23. No later than thirty (30) days after Operator submits the Estimated Well Costs, the owner of a Pooled Working Interest shall elect whether to pay its share of the Estimated Well Costs or its share of the actual costs to drill, complete and equip the

CASE NO. 22036  
ORDER NO. R-21805

Page 2 of 8

well ("Actual Well Costs") out of production from the well. An owner of a Pooled Working Interest who elects to pay its share of the Estimated Well Costs shall render payment to Operator no later than thirty (30) days after the expiration of the election period, and shall be liable for operating costs, but not risk charges, for the well. An owner of a Pooled Working Interest who fails to pay its share of the Estimated Well Costs or who elects to pay its share of the Actual Well Costs out of production from the well shall be considered to be a "Non-Consenting Pooled Working Interest."

24. No later than one hundred eighty (180) days after Operator submits a Form C-105 for a well, Operator shall submit to each owner of a Pooled Working Interest an itemized schedule of the Actual Well Costs. The Actual Well Costs shall be considered to be the Reasonable Well Costs unless an owner of a Pooled Working Interest files a written objection no later than forty-five (45) days after receipt of the schedule. If an owner of a Pooled Working Interest files a timely written objection, OCD shall determine the Reasonable Well Costs after public notice and hearing.
25. No later than sixty (60) days after the expiration of the period to file a written objection to the Actual Well Costs or OCD's order determining the Reasonable Well Costs, whichever is later, each owner of a Pooled Working Interest who paid its share of the Estimated Well Costs shall pay to Operator its share of the Reasonable Well Costs that exceed the Estimated Well Costs, or Operator shall pay to each owner of a Pooled Working Interest who paid its share of the Estimated Well Costs its share of the Estimated Well Costs that exceed the Reasonable Well Costs.
26. The reasonable charges for supervision to drill and produce a well ("Supervision Charges") shall not exceed the rates specified in Exhibit A, provided however that the rates shall be adjusted annually pursuant to the COPAS form entitled "Accounting Procedure-Joint Operations."
27. No later than within ninety (90) days after Operator submits a Form C-105 for a well, Operator shall submit to each owner of a Pooled Working Interest an itemized schedule of the reasonable charges for operating and maintaining the well ("Operating Charges"), provided however that Operating Charges shall not include the Reasonable Well Costs or Supervision Charges. The Operating Charges shall be considered final unless an owner of a Pooled Working Interest files a written objection no later than forty-five (45) days after receipt of the schedule. If an owner of a Pooled Working Interest files a timely written objection, OCD shall determine the Operating Charges after public notice and hearing.
28. Operator may withhold the following costs and charges from the share of production due to each owner of a Pooled Working Interest who paid its share of



- the Estimated Well Costs: (a) the proportionate share of the Supervision Charges; and (b) the proportionate share of the Operating Charges.
29. Operator may withhold the following costs and charges from the share of production due to each owner of a Non-Consenting Pooled Working Interest: (a) the proportionate share of the Reasonable Well Costs; (b) the proportionate share of the Supervision and Operating Charges; and (c) the percentage of the Reasonable Well Costs specified as the charge for risk described in Exhibit A.
  30. Operator shall distribute a proportionate share of the costs and charges withheld pursuant to paragraph 29 to each Pooled Working Interest that paid its share of the Estimated Well Costs.
  31. Each year on the anniversary of this Order, and no later than ninety (90) days after each payout, Operator shall provide to each owner of a Non-Consenting Pooled Working Interest a schedule of the revenue attributable to a well and the Supervision and Operating Costs charged against that revenue.
  32. Any cost or charge that is paid out of production shall be withheld only from the share due to an owner of a Pooled Working Interest. No cost or charge shall be withheld from the share due to an owner of a royalty interests. For the purpose of this Order, an unleased mineral interest shall consist of a seven-eighths (7/8) working interest and a one-eighth (1/8) royalty interest.
  33. Except as provided above, Operator shall hold the revenue attributable to a well that is not disbursed for any reason for the account of the person(s) entitled to the revenue as provided in the Oil and Gas Proceeds Payment Act, NMSA 1978, Sections 70-10-1 *et seq.*, and relinquish such revenue as provided in the Uniform Unclaimed Property Act, NMSA 1978, Sections 7-8A-1 *et seq.*
  34. The Unit shall terminate if (a) the owners of all Pooled Working Interests reach a voluntary agreement; or (b) the well(s) drilled on the Unit are plugged and abandoned in accordance with the applicable rules. Operator shall inform OCD no later than thirty (30) days after such occurrence.
  35. OCD retains jurisdiction of this matter for the entry of such orders as may be deemed necessary.

CASE NO. 22036  
ORDER NO. R-21805

Page 4 of 8

STATE OF NEW MEXICO  
OIL CONSERVATION DIVISION



ADRIENNE SANDOVAL  
DIRECTOR  
AES/kms

Date: 8/26/2021

CASE NO. 22036  
ORDER NO. R-21805

Page 5 of 8

Received by OCD: 8/3/2021 8:44:28 PM

Page 30 of 32

Exhibit "A"

COMPULSORY POOLING APPLICATION CHECKLIST

ALL INFORMATION IN THE APPLICATION MUST BE SUPPORTED BY SIGNED AFFIDAVITS

Case:	22036
Date:	August 5, 2021
Applicant	Mewbourne Oil Company
Designated Operator & OGRID (affiliation if applicable)	Mewbourne Oil Company/OGRID No.14744
Applicant's Counsel:	James Bruce
Case Title:	Application of Mewbourne Oil Company for Compulsory Pooling, Lea County, New Mexico
Entries of Appearance/Intervenors:	
Well Family	Inland Bone Spring wells
Formation/Pool	
Formation Name(s) or Vertical Extent:	Bone Spring Formation
Primary Product (Oil or Gas):	Oil
Pooling this vertical extent:	Entire Bone Spring formation
Pool Name and Pool Code:	Gramma Ridge; Bone Spring, Northeast (Pool Code 28435)
Well Location Setback Rules:	Statewide rules and current horizontal well rules
Spacing Unit Size:	Quarter-quarter sections/40 acres
Spacing Unit	
Type (Horizontal/Vertical)	Horizontal
Size (Acres)	240 acres
Building Blocks:	
Orientation:	South-North
Description: TRS/County	E/2W/2 §26 and E/2SW/4 §23-21S-34E, NMPM, Lea County
Standard Horizontal Well Spacing Unit (Y/N), If No, describe	Yes
Other Situations	
Depth Severance: Y/N. If yes, description	No
Proximity Tracts: If yes, description	No
Proximity Defining Well: if yes, description	
Applicant's Ownership in Each Tract	Exhibit 2-B-C
Well(s)	
Name & API (if assigned), surface and bottom hole location, footages, completion target, orientation, completion status (standard or non-standard)	Inland 26/23 B2NK State Com. Well No. 1H API No. 30-025-Pending SHL: 280 FSL & 1680 FWL §26 BHL: 2542 FSL & 1900 FWL §23 FTP: 100 FSL & 1900 FWL §26 LTP: 2540 FSL & 1900 FWL §23 Bone Spring/TVD 10379 feet/MD 18000 feet

Released to Imaging: 8/4/2021 8:23:51 AM

CASE NO. 22036  
ORDER NO. R-21805


Received by OCD: 8/3/2021 8:44:28 PM	Inland 26/23 B3NK State Com. Well No. 1H API No. 30-025-Pending SHL: 280 FSL & 1660 FWL \$26 BHL: 2542 FSL & 1900 FWL \$23 FTP: 100 FSL & 1900 FWL \$26 LTP: 2540 FSL & 1900 FWL \$23 Bone Spring/TVD 11166 feet/MD 18583 feet	Page 31 of 32
Horizontal Well First and Last Take Points	See above	
Completion Target (Formation, TVD and MD)	See above	
<b>AFE Capex and Operating Costs</b>		
Drilling Supervision/Month \$	\$8000	
Production Supervision/Month \$	\$800	
Justification for Supervision Costs	Exhibit 2-AB	
Requested Risk Charge	Cost + 200%/Exhibit 2-B, page 2	
<b>Notice of Hearing</b>		
Proposed Notice of Hearing	Exhibit1	
Proof of Mailed Notice of Hearing (20 days before hearing)	Exhibit 4	
Proof of Published Notice of Hearing (10 days before hearing)	Not necessary	
<b>Ownership Determination</b>		
Land Ownership Schematic of the Spacing Unit	Exhibit 2-B	
Tract List (including lease numbers and owners)	Exhibit 2-B-C	
Pooled Parties (including ownership type)	Exhibit 2-B-C	
Unlocatable Parties to be Pooled	N/A	
Ownership Depth Severance (including percentage above & below)	None	
<b>Joinder</b>		
Sample Copy of Proposal Letter	Exhibit 2-ABD	
List of Interest Owners (i.e. Exhibit A of JOA)	Exhibit 2-C-C	
Chronology of Contact with Non-Joined Working Interests	Exhibit 2-B-D	
Overhead Rates In Proposal Letter	Exhibit 2-B-D	
Cost Estimate to Drill and Complete	Exhibit 2-B-E	
Cost Estimate to Equip Well	Exhibit 2-B-E	
Cost Estimate for Production Facilities	Exhibit 2-B-E	
<b>Geology</b>		
Summary (including special considerations)	Exhibit 3	
Spacing Unit Schematic	Exhibit 3-A	
Gunbarrel/Lateral Trajectory Schematic	Exhibit 3-A	
Well Orientation (with rationale)	Standup/Exhibit 3	

Released to Imaging: 8/4/2021 8:23:51 AM

CASE NO. 22036  
ORDER NO. R-21805

Received by OCD: 8/3/2021 8:44:28 PM

Page 32 of 32

Target Formation:	Bone Spring
HSU Cross Section	Exhibit 3-D
Depth Severance Discussion	Not Applicable
Forms, Figures and Tables	
C-102	Exhibit 2-B-B
Tracts	Exhibit 2-B-C
Summary of Interests, Unit Recapitulation (Tracts)	Exhibit 2-B-C
General Location Map (including basin)	Exhibit 2-B-A
Well Bore Location Map	Exhibit 2-B-A
Structure Contour Map - Subsea Depth	Exhibit 3-A
Cross Section Location Map (including wells)	Exhibit 3-D
Cross Section (including Landing Zone)	Exhibit 3-D
Additional Information	
CERTIFICATION: I hereby certify that the information provided in this checklist is complete and accurate.	
Printed Name (Attorney or Party Representative):	James Bruce
Signed Name (Attorney or Party Representative):	
Date:	August 3, 2021

Released to Imaging: 8/4/2021 8:23:51 AM

CASE NO. 22036  
ORDER NO. R-21805





February 24, 2022

Dear Simple Certified:

The following is in response to your request for proof of delivery on your item with the tracking number:  
**9414 8368 9784 6980 6415 51.**

**Item Details**

**Status:** Delivered, Left with Individual  
**Status Date / Time:** February 24, 2022, 11:22 am  
**Location:** SPRING, TX 77379  
**Postal Product:** First-Class Mail®  
**Extra Services:** Certified Mail™  
Return Receipt Electronic  
**Recipient Name:** Siana Oil Gas Company LLC

**Shipment Details**

**Weight:** 9.0oz

**Recipient Signature**

Signature of Recipient:

Address of Recipient:

Note: Scanned image may reflect a different destination address due to Intended Recipient's delivery instructions on file.

Thank you for selecting the United States Postal Service® for your mailing needs. If you require additional assistance, please contact your local Post Office™ or a Postal representative at 1-800-222-1811.

Sincerely,  
United States Postal Service®  
475 L'Enfant Plaza SW  
Washington, D.C. 20260-0004

Siana Oil & Gas Company LLC  
8500 Cypresswood Drive, STE 104  
Spring, TX 77379  
Reference #: Inland 26/23

Well Name: INLAND 26/23 B3PI STATE COM #2H		Prospect: INLAND 23/26			
Location: SL: 335 FSL & 2100 FEL (26); BHL: 2540 FSL & 660 FWL (23)		County: Lea ST: NM			
Sec. 26	Blk:	Survey:	TWP: 21S RNG: 34E Prop. TVD: 11220 TMD: 18640		
INTANGIBLE COSTS 0180		CODE	TCP	CODE	CC
Regulatory Permits & Surveys		0180-0100	\$20,000	0180-0200	
Location / Road / Site / Preparation		0180-0105	\$35,000	0180-0205	\$35,000
Location / Restoration		0180-0106	\$200,000	0180-0206	\$6,700
Daywork / Turnkey / Footage Drilling 24 days drlg / 3 days comp @ \$21000/d		0180-0110	\$538,300	0180-0210	\$67,300
Fuel 1700 gal/day @ \$3.15/gal		0180-0114	\$137,300	0180-0214	\$315,100
Alternate Fuels		0180-0115		0180-0215	
Mud, Chemical & Additives		0180-0120	\$80,000	0180-0220	
Mud - Specialized		0180-0121	\$130,000	0180-0221	
Horizontal Drillout Services				0180-0222	\$150,000
Stimulation Toe Preparation				0180-0223	\$25,000
Cementing		0180-0125	\$150,000	0180-0225	\$37,000
Logging & Wireline Services		0180-0130	\$2,300	0180-0230	\$278,600
Casing / Tubing / Snubbing Services		0180-0134	\$25,000	0180-0234	\$13,000
Mud Logging		0180-0137	\$30,000		
Stimulation 37 Stg 14.9 MM gal / 18.7 MM lb				0180-0241	\$1,648,200
Stimulation Rentals & Other				0180-0242	\$189,000
Water & Other		0180-0145	\$35,000	0180-0245	\$264,100
Bits		0180-0148	\$94,000	0180-0248	
Inspection & Repair Services		0180-0150	\$50,000	0180-0250	\$5,000
Misc. Air & Pumping Services		0180-0154		0180-0254	\$10,000
Testing & Flowback Services		0180-0158	\$10,000	0180-0258	\$24,000
Completion / Workover Rig				0180-0260	\$10,500
Rig Mobilization		0180-0164	\$150,000		
Transportation		0180-0165	\$30,000	0180-0265	\$20,000
Welding, Construction & Maint. Services		0180-0168	\$4,000	0180-0268	\$15,000
Contract Services & Supervision		0180-0170	\$97,200	0180-0270	\$40,100
Directional Services Includes Vertical Control		0180-0175	\$357,000		
Equipment Rental		0180-0180	\$170,900	0180-0280	\$8,300
Well / Lease Legal		0180-0184	\$5,000	0180-0284	
Well / Lease Insurance		0180-0185	\$4,800	0180-0285	
Intangible Supplies		0180-0188	\$7,000	0180-0288	\$1,000
Damages		0180-0190	\$10,000	0180-0290	\$10,000
Pipeline Interconnect, ROW Easements		0180-0192		0180-0292	\$5,000
Company Supervision		0180-0195	\$104,400	0180-0295	\$28,800
Overhead Fixed Rate		0180-0196	\$10,000	0180-0296	\$20,000
Contingencies 5% (TCP) 5% (CC)		0180-0199	\$124,400	0180-0299	\$161,300
TOTAL			\$2,611,600		\$3,388,000
TANGIBLE COSTS 0181					
Casing (19.1" - 30")		0181-0793			
Casing (10.1" - 19.0') 1850' - 13 3/8" 54.5# J-55 ST&C @ \$58.73/ft		0181-0794	\$116,000		
Casing (8.1" - 10.0") 6000' - 9 5/8" 40# HCL80 LT&C @ \$49.46/ft		0181-0795	\$316,900		
Casing (6.1" - 8.0") 10700' - 7" 29# HPP110 BT&C @ \$36.92/ft		0181-0796	\$421,900		
Casing (4.1" - 6.0") 8000' - 4 1/2" 13.5# HCP-110 CDC-HTQ @ \$20.31/ft				0181-0797	\$173,500
Tubing 10700' - 2 7/8" 6.5# L-80 IPC Tbg @ \$12.95/ft				0181-0798	\$148,000
Drilling Head		0181-0860	\$35,000		
Tubing Head & Upper Section				0181-0870	\$30,000
Horizontal Completion Tools Completion Liner Hanger				0181-0871	\$50,000
Subsurface Equip. & Artificial Lift				0181-0880	\$25,000
Pumping Unit Systems				0181-0885	
Service Pumps (1/3) TP/CP/Circ pump				0181-0886	\$5,300
Storage Tanks (1/3) 2 OT/1 WT				0181-0890	\$31,000
Emissions Control Equipment (1/3) VRT				0181-0892	\$7,600
Separation / Treating Equipment 3 H sep/3 V sep/VHT				0181-0895	\$65,500
Automation Metering Equipment				0181-0898	\$54,000
Line Pipe & Valves - Gathering Facility Gas Re-work				0181-0900	\$10,700
Fittings / Valves & Accessories Flowline/Parts				0181-0906	\$130,100
Cathodic Protection				0181-0908	
Electrical Installation				0181-0909	\$62,700
Equipment Installation				0181-0910	\$66,700
Pipeline Construction Facility Gas Re-work				0181-0920	\$19,900
TOTAL			\$889,800		\$880,000
SUBTOTAL			\$3,501,400		\$4,268,000
TOTAL WELL COST			\$7,769,400		



MEWBOURNE OIL COMPANY  
AUTHORIZATION FOR EXPENDITURE

Well Name:

INLAND 26/23 B3OJ STATE COM #2H

Prospect:

INLAND 23/26

Location:

SL: 335 FSL & 2120 FEL (26); BHL: 2540 FSL & 1980 FWL (23)

County:

Lea

ST:

NM

Sec. 

26

 Blk:  Survey:  TWP: 

21S

 RNG: 

34E

 Prop. TVD: 

11245

 TMD: 

18520

Extra Expense Insurance

☐

I elect to be covered by Operator's Extra Expense Insurance and pay my proportionate share of the premium.  
Operator has secured Extra Expense Insurance covering costs of well control, clean up and redrilling as estimated in Line Item 0180-0185.

☒

I elect to purchase my own well control insurance policy.

If neither box is checked above, non-operating working interest owner elects to be covered by Operator's well control insurance.

Prepared by: Ryan McDanielDate: 2/8/2022

Company Approval: 

m. whitte

Date: 2/9/2022

Joint Owner Interest: 10.00000000% Amount: \$776,310.00

Joint Owner Name: Siana Oil & Gas Company, LLC099Signature: 

TOL M. P. ASMB

Released to Imaging: 6/27/2022 8:24:37 AM

Received by OCD: 6/24/2022 3:42:15 PM

MEWBOURNE OIL COMPANY

AUTHORIZATION FOR EXPENDITURE

Well Name:

INLAND 26/23 B3NK STATE COM #2H

Prospect:

INLAND 23/26

Location:

SL: 335 FSL & 2140 FEL (26); BHL: 2540 FSL & 1900 FWL (23)

County:

Lea

ST:

NM

Sec.

26

Blk:

Survey:

TWP:

21S

RNG:

34E

Prop. TVD:

11250

TMD:

18600

File: Siana Oil &amp; Gas Company, LLC INLAND 26-23 B3NK STATE COM #2H AFE.xlsxRevised: 8/11/2020





STATE OF NEW MEXICO  
DEPARTMENT OF ENERGY, MINERALS AND NATURAL RESOURCES  
OIL CONSERVATION DIVISION

APPLICATION FOR AN ACCOUNTING FROM  
MEWBOURNE OIL COMPANY UNDER ORDER  
NOS. R-21292 AND R-21293 AND TO DECLARE  
CERTAIN ACCOUNTING PRACTICES IMPROPER

Case No. 22378

SELF-AFFIRMED STATEMENT OF  
TRAVIS CUDE

1. I am over 18 years of age and am competent to provide this Self-Affirmed Statement. I have personal knowledge of the matters addressed herein.

2. I am a reservoir engineer at Mewbourne Oil Company (“Mewbourne”). I hold a Bachelor of Science in Petroleum Engineering from the University of Oklahoma and have been a reservoir engineer with Mewbourne for over nine years. I have previously testified before the New Mexico Oil Conservation Division, and my qualifications as an expert in petroleum engineering were accepted.

3. I am familiar with the engineering matters that pertain to Mewbourne’s **Inland 26/23 B2OJ State Com #1H** well (“B2OJ Well”) and **Inland 26/23 B2PI State Com #1H** well (“B2PI Well”) (collectively, “Wells”), including the well costs and completion reports.

4. The Division’s pooling orders regarding the Wells, Order Nos. R-21292 and R-21293 (“Orders”), establish procedures that govern the submission of Authorization for Expenditures (“AFEs”) and actual well costs to the pooled parties. The Orders also establish procedures for pooled parties to object to the actual well costs. *See* Orders at ¶¶ 22-25.

5. In accordance with the Orders, Mewbourne provided the AFEs to the pooled parties, including Siana, on May 12, 2020. Those AFEs are attached as **Exhibit B-1**.



6. Siana's claim that Mewbourne's AFEs and cash calls "were inflated because the AFEs were pre-COVID-19 (January 2020) and based on pre-COVID prices" is false. The expenses reflected in the AFEs were reasonable and necessary and were deemed to be reasonable by the Division. A subsequent decrease in prices does not change the amount Mewbourne is authorized to seek under the Orders. Mewbourne is not required to re-submit AFEs every time a price change occurs, as prices fluctuate. Further, Siana has recourse through the Orders. It is not proper to bring this challenge as an Application for an Accounting.

7. A summary of the estimated well costs and the actual well costs billed to-date is attached as **Exhibit B-2**. As demonstrated by the summary, the total actual costs for the B2OJ and B2PI wells align with the estimated costs.

8. Siana also claims that Mewbourne imposed supervision charges that exceed the amounts permitted by the Orders (*i.e.*, \$8,000 per month during drilling and \$800 per month during production), but that claim is false. Mewbourne did not impose supervision charges that exceed the amounts authorized under the Orders.

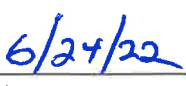
9. Siana's claim that Mewbourne failed to timely file its completion reports (C-105s) for the Wells is similarly false. Mewbourne spudded the B2PI Well on December 4, 2020 and spudded the B2OJ Well on December 27, 2020. Mewbourne completed the wells on March 16, 2021 and timely filed its completion reports (C-105s) with the Division on April 19, 2021. Copies of those reports are attached as **Exhibit B-3**.

10. For the reasons discussed above and by Mewbourne's other witnesses, Siana's claims lack merit and its application should be denied.

11. The exhibits attached hereto were either prepared by me or under my supervision, or were compiled from company business records.

12. I understand that this Self-Affirmed Statement will be used as written testimony in this case. I affirm that my testimony above is true and correct and is made under penalty of perjury under the laws of the State of New Mexico. My testimony is made as of the date handwritten next to my signature below.

  
Travis Cude

  
Date

MEWBOURNE OIL COMPANY

AUTHORIZATION FOR EXPENDITURE

Well Name: INLAND 26/23 B2PI STATE COM #1HProspect: OSUDO (INLAND 26/23)

Location: SL: 205 FSL & 1220 FEL (26); BHL: 2540 FSL & 500 FEL (23)County: LeaST: NM

Sec. 26Bik:Survey:TWP: 21SRNG: 34EProp. TVD: 10364TMD: 17978

INTANGIBLE COSTS 0180		CODE	TCP	CODE	CC
Regulatory Permits & Surveys		0180-0100	\$10,000	0180-0200	
Location / Road / Site / Preparation		0180-0105	\$85,000	0180-0205	\$37,500
Location / Restoration		0180-0106	\$250,000	0180-0206	\$30,000
Daywork / Turnkey / Footage Drilling	28 days drlg / 3 days comp @ \$21500/d	0180-0110	\$642,900	0180-0210	\$68,900
Fuel	1700 gal/day @ \$2.74/gal	0180-0114	\$139,300	0180-0214	\$310,000
Mud, Chemical & Additives		0180-0120	\$200,000	0180-0220	
Horizontal Drillout Services				0180-0222	\$200,000
Cementing		0180-0125	\$125,000	0180-0225	\$30,000
Logging & Wireline Services		0180-0130	\$2,500	0180-0230	\$310,000
Casing / Tubing / Snubbing Service		0180-0134	\$20,000	0180-0234	\$90,000
Mud Logging		0180-0137	\$25,000		
Stimulation	39 Stg 15.0 MM gal / 15.0 MM lb			0180-0241	\$1,450,000
Stimulation Rentals & Other				0180-0242	\$200,000
Water & Other		0180-0145	\$80,000	0180-0245	\$530,000
Bits		0180-0148	\$138,800	0180-0248	\$8,000
Inspection & Repair Services		0180-0150	\$40,000	0180-0250	\$5,000
Misc. Air & Pumping Services		0180-0154		0180-0254	\$10,000
Testing & Flowback Services		0180-0158	\$15,000	0180-0258	\$30,000
Completion / Workover Rig				0180-0260	\$10,500
Rig Mobilization		0180-0164	\$150,000		
Transportation		0180-0165	\$30,000	0180-0265	\$20,000
Welding Services		0180-0168	\$5,000	0180-0268	\$15,000
Contract Services & Supervision		0180-0170	\$46,500	0180-0270	\$52,500
Directional Services	Includes Vertical Control	0180-0175	\$350,000		
Equipment Rental		0180-0180	\$236,000	0180-0280	\$30,000
Well / Lease Legal		0180-0184	\$5,000	0180-0284	
Well / Lease Insurance		0180-0185	\$4,700	0180-0285	
Intangible Supplies		0180-0188	\$8,000	0180-0288	\$10,000
Damages		0180-0190	\$20,000	0180-0290	
ROW & Easements		0180-0192		0180-0292	\$4,000
Pipeline Interconnect				0180-0293	
Company Supervision		0180-0195	\$148,800	0180-0295	\$91,200
Overhead Fixed Rate		0180-0196	\$10,000	0180-0296	\$20,000
Well Abandonment		0180-0198		0180-0298	
Contingencies	2% (TCP) 2% (CC)	0180-0199	\$55,800	0180-0299	\$71,300
TOTAL			\$2,843,300		\$3,633,900
TANGIBLE COSTS 0181					
Casing (19.1" - 30")		0181-0793			
Casing (10.1" - 19.0")	1800' - 13 3/8" 54.5# J-55 ST&C @ \$32.16/ft	0181-0794	\$61,800		
Casing (8.1" - 10.0")	5800' - 9 5/8" 40# N-80 LT&C @ \$24.48/ft	0181-0795	\$151,600		
Casing (6.1" - 8.0")	10700' - 7" 29# HCP-110 LT&C @ \$21.5/ft	0181-0796	\$245,700		
Casing (4.1" - 6.0")	8200' - 4 1/2" 13.5# P-110 BPN @ \$11.75/ft			0181-0797	\$102,900
Tubing	9850' - 2 7/8" 6.5# EUE tbg @ \$4.54/ft			0181-0798	\$47,800
Drilling Head		0181-0860	\$40,000		
Tubing Head & Upper Section				0181-0870	\$30,000
Horizontal Completion Tools	Completion Liner Hanger			0181-0871	\$82,000
Sucker Rods				0181-0875	
Subsurface Equipment				0181-0880	
Artificial Lift Systems	Gas Lift Valves & Packer			0181-0884	\$25,000
Pumping Unit				0181-0885	
Surface Pumps & Prime Movers	(1/2) Surface pumps VRU			0181-0886	\$62,500
Tanks - Oil	(1/2) 6 - 750 bbl			0181-0890	\$60,000
Tanks - Water	(1/2) 5 - 750 bbl			0181-0891	\$53,000
Separation / Treating Equipment	(1/2) 30"x10"x1k# 3 ph/36"x15"x1k#/VRT/Flare/GB			0181-0895	\$150,000
Heater Treaters, Line Heaters	(1/2) 8'x20'x75# HT			0181-0897	\$25,500
Metering Equipment				0181-0898	\$15,000
Line Pipe & Valves - Gathering	1/4 mile gas line			0181-0900	\$12,500
Fittings / Valves & Accessories				0181-0906	\$175,000
Cathodic Protection	Includes Automation			0181-0908	\$57,500
Electrical Installation				0181-0909	\$37,500
Equipment Installation				0181-0910	\$100,000
Pipeline Construction				0181-0920	\$25,000
TOTAL			\$499,100		\$1,061,200
SUBTOTAL			\$3,342,400		\$4,695,100

TOTAL WELL COST

\$8,037,500

Extra Expense Insurance

☐

I elect to be covered by Operator's Extra Expense Insurance and pay my proportionate share of the premium.  
Operator has secured Extra Expense Insurance covering costs of well control, clean up and redrilling as estimated in Line Item 0180-0185.

☐

I elect to purchase my own well control insurance policy.

If neither box is checked above, non-operating working interest owner elects to be covered by Operator's well control insurance.

Prepared by: Levi JacksonDate: 1/29/2020

Company Approval: Date: 1/29/2020

Joint Owner Interest: 10.00000000%Amount: \$803,750.00

Joint Owner Name: Siana Oil & Gas Company, LLCSignature: \_\_\_\_\_



MEWBOURNE OIL COMPANY

AUTHORIZATION FOR EXPENDITURE

Well Name: INLAND 26/23 B2OJ STATE COM #1H

Prospect: OSUDO (INLAND 26/23)

Location: SL: 205 FSL & 1250 FEL (26); BHL: 2540 FSL & 1980 FEL (23)

County: Lea

ST: NM

Sec. 26

Blk:

Survey:

TWP: 21S

RNG: 34E

Prop. TVD: 10381

TMD: 17772

INTANGIBLE COSTS 0180		CODE	TCP	CODE	CC
Regulatory Permits & Surveys		0180-0100	\$10,000	0180-0200	
Location / Road / Site / Preparation		0180-0105	\$85,000	0180-0205	\$37,500
Location / Restoration		0180-0106	\$250,000	0180-0206	\$30,000
Daywork / Turnkey / Footage Drilling	28 days drlg / 3 days comp @ \$21500/d	0180-0110	\$642,900	0180-0210	\$68,900
Fuel	1700 gal/day @ \$2.74/gal	0180-0114	\$139,300	0180-0214	\$310,000
Mud, Chemical & Additives		0180-0120	\$200,000	0180-0220	
Horizontal Drillout Services				0180-0222	\$200,000
Cementing		0180-0125	\$125,000	0180-0225	\$30,000
Logging & Wireline Services		0180-0130	\$2,500	0180-0230	\$310,000
Casing / Tubing / Snubbing Service		0180-0134	\$20,000	0180-0234	\$90,000
Mud Logging		0180-0137	\$25,000		
Stimulation	39 Stg 15.0 MM gal / 15.0 MM lb			0180-0241	\$1,450,000
Stimulation Rentals & Other				0180-0242	\$200,000
Water & Other		0180-0145	\$80,000	0180-0245	\$530,000
Bits		0180-0148	\$138,800	0180-0248	\$8,000
Inspection & Repair Services		0180-0150	\$40,000	0180-0250	\$5,000
Misc. Air & Pumping Services		0180-0154		0180-0254	\$10,000
Testing & Flowback Services		0180-0158	\$15,000	0180-0258	\$30,000
Completion / Workover Rig				0180-0260	\$10,500
Rig Mobilization		0180-0164	\$150,000		
Transportation		0180-0165	\$30,000	0180-0265	\$20,000
Welding Services		0180-0168	\$5,000	0180-0268	\$15,000
Contract Services & Supervision		0180-0170	\$46,500	0180-0270	\$52,500
Directional Services	Includes Vertical Control	0180-0175	\$350,000		
Equipment Rental		0180-0180	\$236,000	0180-0280	\$30,000
Well / Lease Legal		0180-0184	\$5,000	0180-0284	
Well / Lease Insurance		0180-0185	\$4,600	0180-0285	
Intangible Supplies		0180-0188	\$8,000	0180-0288	\$10,000
Damages		0180-0190	\$20,000	0180-0290	
ROW & Easements		0180-0192		0180-0292	\$4,000
Pipeline Interconnect				0180-0293	
Company Supervision		0180-0195	\$148,800	0180-0295	\$91,200
Overhead Fixed Rate		0180-0196	\$10,000	0180-0296	\$20,000
Well Abandonment		0180-0198		0180-0298	
Contingencies	2% (TCP) 2% (CC)	0180-0199	\$55,700	0180-0299	\$71,300
TOTAL			\$2,843,100		\$3,633,900
TANGIBLE COSTS 0181					
Casing (19.1" - 30")		0181-0793			
Casing (10.1" - 19.0")	1800' - 13 3/8" 54.5# J-55 ST&C @ \$32.16/ft	0181-0794	\$61,800		
Casing (8.1" - 10.0")	5800' - 9 5/8" 40# N-80 LT&C @ \$24.48/ft	0181-0795	\$151,600		
Casing (6.1" - 8.0")	10700' - 7" 29# HCP-110 LT&C @ \$21.5/ft	0181-0796	\$245,700		
Casing (4.1" - 6.0")	8200' - 4 1/2" 13.5# P-110 BPN @ \$11.75/ft			0181-0797	\$102,900
Tubing	9850' - 2 7/8" 6.5# EUE tbg @ \$4.54/ft			0181-0798	\$47,800
Drilling Head		0181-0860	\$40,000		
Tubing Head & Upper Section				0181-0870	\$30,000
Horizontal Completion Tools	Completion Liner Hanger			0181-0871	\$82,000
Sucker Rods				0181-0875	
Subsurface Equipment				0181-0880	
Artificial Lift Systems	Gas Lift Valves & Packer			0181-0884	\$25,000
Pumping Unit				0181-0885	
Surface Pumps & Prime Movers	(1/2) Surface pumps/VRU			0181-0886	\$62,500
Tanks - Oil	(1/2) 6 - 750 bbl			0181-0890	\$60,000
Tanks - Water	(1/2) 5 - 750 bbl			0181-0891	\$53,000
Separation / Treating Equipment	(1/2) 30"x10"x1k# 3 ph/36"x15"x1k#//VRT/Flare/GB			0181-0895	\$150,000
Heater Treaters, Line Heaters	(1/2) 8"x20"x75# HT			0181-0897	\$25,500
Metering Equipment				0181-0898	\$15,000
Line Pipe & Valves - Gathering	1/4 mile gas line			0181-0900	\$12,500
Fittings / Valves & Accessories				0181-0906	\$175,000
Cathodic Protection	Includes Automation			0181-0908	\$57,500
Electrical Installation				0181-0909	\$37,500
Equipment Installation				0181-0910	\$100,000
Pipeline Construction				0181-0920	\$25,000
TOTAL			\$499,100		\$1,061,200
SUBTOTAL			\$3,342,200		\$4,695,100

TOTAL WELL COST

\$8,037,300

Extra Expense Insurance

☐

I elect to be covered by Operator's Extra Expense Insurance and pay my proportionate share of the premium.  
Operator has secured Extra Expense Insurance covering costs of well control, clean up and redrilling as estimated in Line Item 0180-0185.

☐

I elect to purchase my own well control insurance policy.

If neither box is checked above, non-operating working interest owner elects to be covered by Operator's well control insurance.

Prepared by: Levi Jackson

Date: 1/29/2020

Company Approval: *m. white*

Date: 1/29/2020

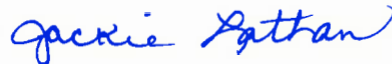
Joint Owner Interest: 10.00000000% Amount: \$803,730.00

Joint Owner Name: Siana Oil & Gas Company, LLC

Signature: \_\_\_\_\_

Lease	Total Cost Estimate (M\$)	Total Billed To Date (M\$)
INLAND 26/23 B2ML STATE COM #1H	7,484.66	6,261.39
INLAND 26/23 B2NK STATE COM #1H	7,853.63	6,593.74
INLAND 26/23 B2OJ STATE COM #1H	5,961.20	5,961.20
INLAND 26/23 B2PI STATE COM #1H	5,994.35	5,994.35
INLAND 26/23 B3ML STATE COM #1H	7,740.70	6,318.37



Submit To Appropriate District Office Two Copies District I 1625 N. French Dr., Hobbs, NM 88240 District II 811 S. First St., Artesia, NM 88210 District III 1000 Rio Brazos Rd., Aztec, NM 87410 District IV 1220 S. St. Francis Dr., Santa Fe, NM 87505		<b>State of New Mexico</b> <b>Energy, Minerals and Natural Resources</b>  <b>Oil Conservation Division</b> <b>1220 South St. Francis Dr.</b> <b>Santa Fe, NM 87505</b>			<b>Form C-105</b> Revised April 3, 2017													
<b>WELL COMPLETION OR RECOMPLETION REPORT AND LOG</b>							1. WELL API NO. 30-025-45283											
4. Reason for filing:  <input checked="" type="checkbox"/> <b>COMPLETION REPORT</b> (Fill in boxes #1 through #31 for State and Fee wells only)  <input type="checkbox"/> <b>C-144 CLOSURE ATTACHMENT</b> (Fill in boxes #1 through #9, #15 Date Rig Released and #32 and/or #33; attach this and the plat to the C-144 closure report in accordance with 19.15.17.13.K NMAC)							2. Type of Lease <input checked="" type="checkbox"/> STATE <input type="checkbox"/> FEE <input type="checkbox"/> FED/INDIAN											
							3. State Oil & Gas Lease No.											
7. Type of Completion: <input checked="" type="checkbox"/> NEW WELL <input type="checkbox"/> WORKOVER <input type="checkbox"/> DEEPENING <input type="checkbox"/> PLUGBACK <input type="checkbox"/> DIFFERENT RESERVOIR <input type="checkbox"/> OTHER							5. Lease Name or Unit Agreement Name Inland 26/23 B2PI State Com											
8. Name of Operator Mewbourne Oil Company						9. OGRID    14744												
10. Address of Operator PO Box 5270 Hobbs, NM 88240						11. Pool name or Wildcat Grama Ridge; Bone Spring NE 28435												
12. Location	Unit Ltr	Section	Township	Range	Lot	Feet from the	N/S Line	Feet from the	E/W Line	County								
Surface:	P	26	21S	34E		205	South	1220	East	Lea								
BH:	I	23	21S	34E		2554	South	500	East	Lea								
13. Date Spudded 12/04/2020	14. Date T.D. Reached 12/25/2020	15. Date Rig Released 12/27/2020			16. Date Completed (Ready to Produce) 03/16/2021			17. Elevations (DF and RKB, RT, GR, etc.) 3677 GL										
18. Total Measured Depth of Well 17936 MD			19. Plug Back Measured Depth 17894 MD			20. Was Directional Survey Made? Yes		21. Type Electric and Other Logs Run GR										
22. Producing Interval(s), of this completion - Top, Bottom, Name 10500' - 17879' Bone Spring																		
<b>CASING RECORD (Report all strings set in well)</b>																		
CASING SIZE		WEIGHT LB./FT.		DEPTH SET		HOLE SIZE		CEMENTING RECORD		AMOUNT PULLED								
13 3/8"		54.5		1802'		17 1/2"		1500		0								
9 5/8"		36 & 40		5745'		12 1/4"		1425		0								
7"		29		10699'		8 3/4"		900		0								
<b>24. LINER RECORD</b>																		
SIZE	TOP	BOTTOM		SACKS CEMENT		SCREEN		25. TUBING RECORD										
4 1/2"	9732'	17935'		650				SIZE	DEPTH SET	PACKER SET								
26. Perforation record (interval, size, and number) 10500' - 17879' (37 stages, 0.39" EHD, 1332 holes)							27. ACID, SHOT, FRACTURE, CEMENT, SQUEEZE, ETC. <table border="1" style="width:100%; border-collapse: collapse;"> <tr> <th>DEPTH INTERVAL</th> <th>AMOUNT AND KIND MATERIAL USED</th> </tr> <tr> <td>10500' - 17879'</td> <td>15,078,714 gals of SW, carrying 18,427,860# local 100 Mesh sand</td> </tr> <tr> <td> </td> <td> </td> </tr> <tr> <td> </td> <td> </td> </tr> </table>				DEPTH INTERVAL	AMOUNT AND KIND MATERIAL USED	10500' - 17879'	15,078,714 gals of SW, carrying 18,427,860# local 100 Mesh sand				
DEPTH INTERVAL	AMOUNT AND KIND MATERIAL USED																	
10500' - 17879'	15,078,714 gals of SW, carrying 18,427,860# local 100 Mesh sand																	
<b>28. PRODUCTION</b>																		
Date First Production 03/16/2021		Production Method (Flowing, gas lift, pumping - Size and type pump) Flowing					Well Status (Prod. or Shut-in) Producing											
Date of Test 03/22/2021	Hours Tested 24	Choke Size 52/64	Prod'n For Test Period	Oil - Bbl 1495	Gas - MCF 1926	Water - Bbl. 3551	Gas - Oil Ratio 1288											
Flow Tubing Press. NA	Casing Pressure 6050	Calculated 24-Hour Rate	Oil - Bbl. 1495	Gas - MCF 1926	Water - Bbl. 3551	Oil Gravity - API - (Corr.)												
29. Disposition of Gas (Sold, used for fuel, vented, etc.) Sold							30. Test Witnessed By Robin Terrell											
31. List Attachments C104, completion sundry, Directional Survey, Final C-102																		
32. If a temporary pit was used at the well, attach a plat with the location of the temporary pit.							33. Rig Release Date: 12/27/2020											
34. If an on-site burial was used at the well, report the exact location of the on-site burial:																		
Latitude			Longitude			NAD83												
I hereby certify that the information shown on both sides of this form is true and complete to the best of my knowledge and belief																		
Printed Name: Jackie Lathan				Signature: 														
Title: Regulatory	Date: 04/19/2021	E-mail Address: jlathan@mewbourne.com				Mewbourne Oil Co.												
					Case 22378													
					Exhibit B-3													

# INSTRUCTIONS

This form is to be filed with the appropriate District Office of the Division not later than 20 days after the completion of any newly-drilled or deepened well and not later than 60 days after completion of closure. When submitted as a completion report, this shall be accompanied by one copy of all electrical and radio-activity logs run on the well and a summary of all special tests conducted, including drill stem tests. All depths reported shall be measured depths. In the case of directionally drilled wells, true vertical depths shall also be reported. For multiple completions, items 11, 12 and 26-31 shall be reported for each zone.

## INDICATE FORMATION TOPS IN CONFORMANCE WITH GEOGRAPHICAL SECTION OF STATE

Southeastern New Mexico		Northwestern New Mexico	
T. Anhy	T. Bell Canyon	T. Ojo Alamo	T. Penn A"
T. Salt 2190	T. Strawn	T. Kirtland	T. Penn. "B"
B. Salt 3531	T. Atoka	T. Fruitland	T. Penn. "C"
T. Yates 3708	T. Miss	T. Pictured Cliffs	T. Penn. "D"
T. Capitan Reef 3976	T. Devonian	T. Cliff House	T. Leadville
T. Queen	T. Silurian	T. Menefee	T. Madison
T. Grayburg	T. Montoya	T. Point Lookout	T. Elbert
T. San Andres	T. Simpson	T. Mancos	T. McCracken
T. Glorieta	T. McKee	T. Gallup	T. Ignacio Otzte
T. Paddock	T. Ellenburger	Base Greenhorn	T. Granite
T. Blinebry	T. Gr. Wash	T. Dakota	
T. Tubb	T. Delaware 5696	T. Morrison	
T. Drinkard	T. Bone Springs 8388	T. Todilto	
T. Abo	T. 1 <sup>st</sup> Bone Spring 9524	T. Entrada	
T. Wolfcamp	T. 2 <sup>nd</sup> Bone Spring 10095	T. Wingate	
T. Penn	B. Cherry Canyon	T. Chinle	
T. Brushy Canyon	T. Rustler 1740	T. Permian	

## OIL OR GAS SANDS OR ZONES

No. 1, from.....to.....

No. 3, from.....to.....

No. 2, from.....to.....

No. 4, from.....to.....

## IMPORTANT WATER SANDS

Include data on rate of water inflow and elevation to which water rose in hole.

No. 1, from.....to.....feet.....

No. 2, from.....to.....feet.....

No. 3, from.....to.....feet.....

## LITHOLOGY RECORD (Attach additional sheet if necessary)

From	To	Thickness In Feet	Lithology	From	To	Thickness In Feet	Lithology
------	----	----------------------	-----------	------	----	----------------------	-----------

Released to Imaging: 6/27/2022 8:24:37 AM



# INSTRUCTIONS

This form is to be filed with the appropriate District Office of the Division not later than 20 days after the completion of any newly-drilled or deepened well and not later than 60 days after completion of closure. When submitted as a completion report, this shall be accompanied by one copy of all electrical and radio-activity logs run on the well and a summary of all special tests conducted, including drill stem tests. All depths reported shall be measured depths. In the case of directionally drilled wells, true vertical depths shall also be reported. For multiple completions, items 11, 12 and 26-31 shall be reported for each zone.

## INDICATE FORMATION TOPS IN CONFORMANCE WITH GEOGRAPHICAL SECTION OF STATE

Southeastern New Mexico		Northwestern New Mexico	
T. Anhy	T. Bell Canyon	T. Ojo Alamo	T. Penn A"
T. Salt 2191	T. Strawn	T. Kirtland	T. Penn. "B"
B. Salt 3538	T. Atoka	T. Fruitland	T. Penn. "C"
T. Yates 3715	T. Miss	T. Pictured Cliffs	T. Penn. "D"
T. Capitan Reef 3990	T. Devonian	T. Cliff House	T. Leadville
T. Queen	T. Silurian	T. Menefee	T. Madison
T. Grayburg	T. Montoya	T. Point Lookout	T. Elbert
T. San Andres	T. Simpson	T. Mancos	T. McCracken
T. Glorieta	T. McKee	T. Gallup	T. Ignacio Otzte
T. Paddock	T. Ellenburger	Base Greenhorn	T. Granite
T. Blinbry	T. Gr. Wash	T. Dakota	
T. Tubb	T. Delaware 5588	T. Morrison	
T. Drinkard	T. Bone Springs 8364	T. Todilto	
T. Abo	T. 1 <sup>st</sup> Bone Spring 9563	T. Entrada	
T. Wolfcamp	T. 2 <sup>nd</sup> Bone Spring 10115	T. Wingate	
T. Penn	B. Cherry Canyon	T. Chinle	
T. Brushy Canyon	T. Rustler 1735	T. Permian	

## OIL OR GAS SANDS OR ZONES

No. 1, from.....to.....  
 No. 2, from.....to.....  
 No. 3, from.....to.....  
 No. 4, from.....to.....

## IMPORTANT WATER SANDS

Include data on rate of water inflow and elevation to which water rose in hole.

No. 1, from.....to.....feet.....  
 No. 2, from.....to.....feet.....  
 No. 3, from.....to.....feet.....

## LITHOLOGY RECORD (Attach additional sheet if necessary)

From	To	Thickness In Feet	Lithology	From	To	Thickness In Feet	Lithology
------	----	----------------------	-----------	------	----	----------------------	-----------

**STATE OF NEW MEXICO  
DEPARTMENT OF ENERGY, MINERALS AND NATURAL RESOURCES  
OIL CONSERVATION DIVISION**

**APPLICATION FOR AN ACCOUNTING FROM  
MEWBOURNE OIL COMPANY UNDER ORDER  
NOS. R-21292 AND R-21293 AND TO DECLARE  
CERTAIN ACCOUNTING PRACTICES IMPROPER**

**Case No. 22378**

**SELF-AFFIRMED STATEMENT OF  
DON RUSSELL**

1. I am over 18 years of age and am competent to provide this Self-Affirmed Statement. I have personal knowledge of the matters addressed herein.

2. I am the Treasurer and Controller employed by Mewbourne Oil Company ("Mewbourne"). My responsibilities include oversight of Joint Interest Billing ("JIB") accounting. I joined Mewbourne in 1997 and I have been an employee of Mewbourne for approximately twenty-five (25) years. With Mewbourne, I have approximately twenty-five (25) years of experience in oil and gas accounting, with extensive experience directly related to JIB accounting. I received a Bachelor of Business Administration degree in Accounting from Texas A&M University Texarkana. I have not previously testified before the New Mexico Oil Conservation Division ("Division").

3. I am familiar with the accounting issues raised by Siana Oil & Gas Co. ("Siana") in its Application.

4. Although Siana claims that Mewbourne failed to provide an itemized schedule of operation and maintenance costs for the **Inland 26/23 B2OJ State Com #1H** and **Inland 26/23 B2PI State Com #1H** wells ("Wells"), that claim is false. Mewbourne provided Siana with an estimate of expenses on the daily drilling report. A sample daily drilling report for the Wells is attached as **Exhibit C-1**. Mewbourne also provided Siana with a link to the EnergyLink online

Mewbourne Oil Co.  
Case 22378  
Exhibit C



service, which provides itemized and detailed cost information. A sample EnergyLink printout for the Wells is attached as **Exhibit C-2**. A report from EnergyLink shows that Siana's EnergyLink credentials have been used to login and view the itemized and detailed statements. This report is attached as **Exhibit C-3**. Finally, on November 29, 2021, at 3:38 PM, Mewbourne provided photocopies of the requested information to Doris Biddy of Siana. A copy of that correspondence is attached as **Exhibit C-4**. Mewbourne mails monthly JIB statements as well, and in April 2021, we found that Siana JIBs for February and March 2021 had been returned due to address change. On April 14, 2021 Mewbourne changed the mailing address per Doris Biddy. When copies of the JIBs were provided on November 29, 2021, Doris Biddy confirmed that we had been mailing to the correct address.

5. Siana also claims that Mewbourne improperly deducted Lease Operating Expenses ("LOE") from Siana's pre-payment overage for the **Inland 26/23 B2OJ State Com #1H** and **Inland 26/23 B2PI State Com #1H** wells. Mewbourne agrees that Lease Operating Expenses were deducted from the pre-payment overage but disagrees this was improper. Mewbourne has an established process of applying pre-payment amounts to any and all charges made to the property that is prepaid. Mewbourne deems it inappropriate to bill for a property when still holding prepaid funds for that property. However, Mewbourne has offered to reverse this application and refund the overage.

6. Siana's claim that Mewbourne improperly netted LOEs for other wells from Siana's revenues is untrue. Mewbourne has not netted LOEs for other wells against Siana's revenue interest in the **Inland 26/23 B2OJ State Com #1H** and the **Inland 26/23 B2PI State Com #1H** wells. All revenue proceeds for the **Inland 26/23 B2OJ State Com #1H** and the **Inland 26/23 B2PI State Com #1H** have been and continue to be held in suspense until ownership title is


cleared. However, even if this was true, Mewbourne has the right to cross-net wells based on Siana's continued and repeated refusal to pay JIBs on *any* Mewbourne well. Siana has repeatedly and continuously failed and refused to pay its JIBs on any Mewbourne-operated well. In fact, Siana has *not* directly paid a JIB since a payment dated 11/8/2018. Due to Siana's repeated and continuous refusal to pay JIBs, Mewbourne was within its rights to apply any and all netting against Siana.

7. Siana's claim that Mewbourne refused to refund the difference between the estimated and actual well costs also lacks merit. Mewbourne has attempted to refund the difference on numerous occasions. On November 12, 2021, Mewbourne offered to refund the difference. In the alternative, Mewbourne offered to apply the difference to the AFEs for the Inland 26/23 B2ML State Com #1H; the Inland 26/23 B3ML State Com #1H; the Inland 26/23 B2NK State Com #1H; and the Inland 26/23 B3NK State Com #1H. Siana rejected this refund attempt. On December 10, 2021, Mewbourne sent a refund check to Siana. Again, Siana rejected this refund attempt.

8. For the reasons discussed above and by Mewbourne's other witnesses, Siana's claims lack merit and its application should be denied.

9. The attached exhibits were either prepared by me or under my supervision or were compiled from company business records.

10. I understand that this Self-Affirmed Statement will be used as written testimony in this case. I affirm that my testimony above is true and correct and is made under penalty of perjury under the laws of the State of New Mexico. My testimony is made as of the date handwritten next to my signature below.

  
Don Russell

6/24/2022  
Date

MEWBOURNE OIL COMPANY  
P. O. BOX 7698  
TYLER, TEXAS 75711

LeaseInland 26 23 B2OJ St ComWell No1HLocation191' FSL & 1247' FEL

CountyLeaSTNMSection26TwnShp21SRng34E

SectionBlkSurvey

FilenamePage1

API No. 30-025-46931

DATE	DAILY REPORTS
OCT 23 2018	Met w/RRC Surveying & staked location @ 285' FSL & 2590' FEL, Sec 26, T21S, R34E. (Elevation @ 3689'). Pad is 400' x 600'. No new road needed. Grazing lessee is Merchant Livestock. Location: Lat.: 32.44349088 N, Long.: -103.44047734 W NAD83. (BPS)
JAN 16 2020	Met w/RRC Surveying & re-staked location to pad drill w/the Inland 26/23 B2PI State Com #1H. <b>Re-staked location @ 205' FSL &amp; 1250' FEL, Sec 26, T21S, R34E, Lea Co. NM.</b> (Elevation @ 3679'). Approx. 700' of new road needed off SW corner to lease road. A 400' x 400' battery is staked approx. 60' away to the NE. Will need State road ROW in section 27 to access location. Grazing lessee is Merchant Livestock. Location: Lat.: 32.44328331 N, Long.: -103.43613466 W NAD83. (BPS)
FEB 10 2020	MI Trinity Oilfield Service & start building location @ 205' FSL & 1250' FEL, Sec 26, T21S, R34E. (BCB)
FEB 11 2020	Building location. (BCB)
FEB 12 2020	Building location. (BCB)
FEB 13 2020	Building location. (BCB)
FEB 14 2020	Building location. (BCB)
FEB 17 2020	Building location. (BCB)
FEB 18 2020	Building location. (BCB)
FEB 19 2020	Building location. (BCB)
FEB 20 2020	Met w/RRC Surveying & re-staked location due to pipeline angle. <b>Re-staked location @ 191' FSL &amp; 1247' FEL, Sec 26, T21S, R34E, Lea Co. NM.</b> (Elevation @ 3679'). Approx. 1122' of new road needed off SW corner to lease road. A 400' x 400' battery is staked approx. 60' away to the NE. Grazing lessee is Merchant Livestock. Location: Lat.: 32.4432446 N, Long.: -103.4361234 W NAD83. (BPS)
MAR 04 2020	APD submitted to NMOCDC @ 191' FSL & 1247' FEL, Sec 26, T21S, R34E, Lea Co., NM. Location finished. Ready for cellar & rathole. Drop from report until further activity. EDDC \$60,000. (BCB)
MAR 06 2020	APD approved. API #30-025-46931. (BCB)
DEC 01 2020	MI Butch's Rathole Service & drill ratholes. No water encountered. Set 80' of 20" conductor pipe & cmt to surface w/Redi-mix. Verified location by GPS @ 191' FSL & 1247' FEL, Sec 26, T21S, R34E, Lea Co., NM. Drop from report until further activity. EDCC \$0. CTCC \$0. EDDC \$20,000. CTDC \$80,000. CTWC \$80,000. (SC/KT/FL/RB)
DEC 28 2020	690' (610'). Operation: Drlg. Formation: Surface rock. MW 8.9, Vis 32, PV 1, YP 0, Gels 1/1, pH 7, WL 100, PF 0, MF 0.01, Cl 2400, Ca 120, DMC \$64. TMC \$64. Bit #1, Size 17 ½", Mfg Ult, Type CF716, SN 49312, Jets 10/13's, In @ 80', Made 610' in 7 hrs. PP 1530#, RPM 120, WOB 25k#, PR 87.1. (Walk rig 3 ½, Mix spud mud 2 ½, RU 2 ½, PU BHA 5 ¼, Test mud lines

Mewbourne Oil Co.  
Case 22378  
Exhibit C-1

MEWBOURNE OIL COMPANY

P. O. BOX 7698

TYLER, TEXAS 75711

Lease

Inland 26 23 B2OJ St Com

Well No

1H

Location

191' FSL & 1247' FEL

County

Lea

ST

NM

Section

26

TwNShp

21S

Rng

34E

Section

Blk

Survey

Filename

Page

2

API No. 30-025-46931

DATE	DAILY REPORTS																											
	<p>¼, Drlg 7, Cut drlg line 1, RS ½, Replace saver sub 1 ½ hrs). <b>Remarks:</b> Day 1. Walked Patterson/UTI #595 from the Inland 26/23 B2PI St Com #1H. RU. Mix spud mud. Replace saver sub. RS. Cut drlg line. PU BHA. Test mud lines. <b>Spudded well w/Patterson/UTI #595 @ 11:00 P.M. 12/27/20</b> (Notified NMOCD by voicemail). Drlg from 80' to 690' w/surveys. BHA: Bit, Bit sub, Shock sub, Roller reamer, 3-8" DC's, XO, 21-6" DC's, XO. Total BHA: 789.84'. No fluid lost or gained. <b>Last Survey: MD 400' (TVD 400.0') Inc 0.9° Azm 133.0°</b>. EDCC \$0. CTCC \$0. EDDC \$33,489. CTDC \$113,489. CTWC \$113,489. (PH-C/LB-C/KT)</p>																											
DEC 29 2020	<p>1815' (1125'). Operation: TOO H to run 13 ⅜" csg. Formation: Anhy. MW 9.3, Vis 39, PV 7, YP 13, Gels 12/22, pH 9, WL 34, FC 3, PF 0.1, MF 0.25, Cl 2700, Ca 40, Solids 7.2%. DMC \$3,014. TMC \$3,078. Bit #1, Size 17 ½", Mfg Ult, Type CF716, SN 49312, Jets 10/13's, In @ 80', Made 1735' in 28 ¼ hrs. PP 2250#, RPM 120, WOB 35K#, PR 52.9. (Drlg 21 ¼, Circ 1, Trip 1 ¾ hrs). <b>Remarks:</b> Day 2. Drlg from 690' to 1815' w/surveys. Circ. TOO H. BHA: Bit, Bit sub, Shock sub, Invictus MWD, Roller reamer, 3-8" DC's, XO, 21-6" DC's, XO. Total BHA: 789.84'. No fluid lost or gained. <b>Last Survey: MD 1783' (TVD 1783.0') Inc 3.3° Azm 138.0°</b>. EDCC \$0. CTCC \$0. EDDC \$53,910. CTDC \$167,399. CTWC \$167,399. (PH-C/LB-C/KT)</p>																											
DEC 30 2020	<p>1815' (0'). Operation: Cmt 13 ⅜" csg. Formation: Anhy. MW 9.3, Vis 36, PV 7, YP 13, Gels 12/22, FC 3, Cl 2700, Ca 40, Solids 7%. TMC \$3,078. Bit #1, Size 17 ½", Mfg Ult, Type CF716, SN 49312, Jets 10/13's, In @ 80', Out @ 1815', Made 1735' in 28 ¼ hrs. (Wash &amp; ream 1 ¼, Trip 10, Circ 5 ¾, LD BHA 1, Run csg 5 ½, Cmt ½ hrs). <b>Remarks:</b> Day 3. Wash &amp; ream @ 800'. TIH to 1815'. Circ sweeps. Wash &amp; ream from 660' to 750'. TOO H &amp; clean off bit. TIH. Circ. TOO H. LD BHA. Held safety meeting. RU Butch's &amp; run 13 ⅜" csg. Installed Cameron 13 ⅝" 5k# wellhead w/baseplate. Circ. RU Universal &amp; cmt. BHA: Bit, Bit sub, Shock sub, Roller reamer, 3-8" DC's, XO, 21-6" DC's, XO. Total BHA: 789.84'. No fluid lost or gained. EDCC \$0. CTCC \$0. EDDC \$50,771. CTDC \$218,170. CTWC \$218,170. (PH-C/LB-C/KT)</p> <table><tr><td>1</td><td>13 ⅜" Weatherford Texas Pattern Shoe</td><td>0.67'</td></tr><tr><td>1</td><td>13 ⅜" 54.5# J55 ST&amp;C Csg</td><td>42.13'</td></tr><tr><td>1</td><td>13 ⅜" Float Collar</td><td>1.53'</td></tr><tr><td>41</td><td>13 ⅜" 54.5# J55 ST&amp;C Csg</td><td>1720.48'</td></tr><tr><td>1</td><td>13 ⅜" 54.5# J55 ST&amp;C Pup Joint</td><td>7.02'</td></tr><tr><td>1</td><td>13 ⅜" Landing Tool</td><td>31.79'</td></tr><tr><td></td><td>Total</td><td>1803.62'</td></tr><tr><td></td><td>Less above KB</td><td>3.62'</td></tr><tr><td></td><td>Set @</td><td>1800.00'</td></tr></table> <p>(Note: Received 48 jts of 13 ⅜" 54.5# J55 ST&amp;C csg (2007.47' T-off) from Sooner Pipe - Manufactured by Seah. Returned 6 jts of 13 ⅜" 54.5# J55 ST&amp;C csg (244.86' T-off) to Sooner Pipe for credit.)</p>	1	13 ⅜" Weatherford Texas Pattern Shoe	0.67'	1	13 ⅜" 54.5# J55 ST&C Csg	42.13'	1	13 ⅜" Float Collar	1.53'	41	13 ⅜" 54.5# J55 ST&C Csg	1720.48'	1	13 ⅜" 54.5# J55 ST&C Pup Joint	7.02'	1	13 ⅜" Landing Tool	31.79'		Total	1803.62'		Less above KB	3.62'		Set @	1800.00'
1	13 ⅜" Weatherford Texas Pattern Shoe	0.67'																										
1	13 ⅜" 54.5# J55 ST&C Csg	42.13'																										
1	13 ⅜" Float Collar	1.53'																										
41	13 ⅜" 54.5# J55 ST&C Csg	1720.48'																										
1	13 ⅜" 54.5# J55 ST&C Pup Joint	7.02'																										
1	13 ⅜" Landing Tool	31.79'																										
	Total	1803.62'																										
	Less above KB	3.62'																										
	Set @	1800.00'																										
DEC 31 2020	<p>1875' (60'). Operation: Drlg w/motor &amp; MWD. Formation: Salt - Anhy. MW 10.0, Vis 29, PV 1, YP 0, Gels 1/1, pH 7, PF 0, MF 0.05, Cl 162000, Ca 1080, Solids 1.9%. DMC \$930. TMC \$4,008. Bit #2, Size 12 ¼", Mfg Ult, Type RPS716, SN 51473, Jets 3/18's &amp; 4/16's, In @ 1815', Made 60' in ¾ hrs. PP 2200#, RPM 30/89, WOB 12K#, PR 80.0. (Cmt 2 ½, WOC 8, Test BOPE 1, Install wear bushing 3 ½, PU dir tools &amp; test 2 ½, TIH 3 ¾, Test csg ½, Drlg plug, float &amp; cmt ¾, Drlg ¾, FIT ¼, RS ½ hrs). <b>Remarks:</b> Day 4. Finish cmt. WOC. LD landing tool &amp; dress wellhead. Held safety meeting. NU BOPE w/Man Welding. Tested BOPE to 5000# high/250# low &amp; Annular to 3500# high/250# low (Notified NMOCD by voicemail but did not witness).</p>																											

MEWBOURNE OIL COMPANY  
P. O. BOX 7698  
TYLER, TEXAS 75711

Lease	Inland 26 23 B2OJ St Com		Well No	1H	Location	191' FSL & 1247' FEL	
County	Lea	ST NM	Section	26	TwNShp	21S	Rng 34E
Section	Blk		Survey				
Filename							Page 3

API No. 30-025-46931

DATE	DAILY REPORTS
	<p>Tested standpipe &amp; mudlines back to pumps to 5000#. Install wear bushing. PU dir tools &amp; test. RS. TIH. At 3:45 P.M. 12/30/20 tested csg to 1500#, held OK. Drlg plug, float &amp; cmt. Drlg from 1815' to 1825'. FIT to 10.5 PPG EMW. Drlg from 1825' to 1875'. BHA: Bit, AEP 2.12° fxd slick motor w/0.16 rpg, UBHO, 2-NMDC's, 3-8" spiral DC's, XO, 15-6" DC's, Jars, 6-6" DC's, XO, 33-4" HWDP. Total BHA: 1889.87'. No fluid lost or gained. EDCC \$0. CTCC \$0. EDDC \$210,879. CTDC \$429,050. CTWC \$429,050. (PH-C/LB-C/KT)</p> <p>Held safety meeting. Pumped 30 bbl FW spacer. Universal cmt w/1300 sks Class C w/4% Gel, 2#/sk Kol-Seal &amp; 1% CaCl<sub>2</sub> (yd @ 1.74 cuft/sk @ 13.5 PPG). Tail w/200 Class C w/1% CaCl<sub>2</sub> (yd @ 1.34 cu/ft @ 14.8 PPG). Displaced w/272 bbls of BW. Plug down @ 8:15 A.M. 12/30/20. Circ 322 sks of cmt to the pits. (Notified NMOCB by voicemail but did not witness.)</p>
JAN 01 2021	<p>4000' (2125'). Operation: Drlg w/motor &amp; MWD. Formation: Salt - Anhy. MW 10.2, Vis 30, pH 8, DMC \$3,358. TMC \$7,366. Bit #2, Size 12 ¼", Mfg Ult, Type RPS716, SN 51473, Jets 3/18's &amp; 4/16's, In @ 1815', Made 2185' in 19 ¼ hrs. PP 4700#, RPM 50/116, WOB 30K#, PR 114.9. (Drlg 18 ½ (Rot 11 ¾ &amp; Slide 6 ¾), Surveys 4 ½, RS 1 hrs). <b>Remarks:</b> Day 5. Drlg from 1875' to 4000' w/surveys &amp; RS. BHA: Bit, AEP 2.12° fxd mtr w/0.16 rpg, UBHO, 2-NMDC's, 3-8" spiral DC's, XO, 15-6" DC's, Jars, 6-6" DC's, XO, 33-4" HWDP. Total BHA: 1889.87'. No fluid lost or gained. <b>Last Survey: MD 3777' (TVD 3766.3') Inc 7.7° Azm 273.3°.</b> EDCC \$0. CTCC \$0. EDDC \$91,860. CTDC \$520,910. CTWC \$520,910. (PH-C/DA-C/KT/FL/RR)</p>
JAN 02 2021	<p>5025' (1025'). Operation: Drlg w/motor &amp; MWD w/partial returns. Formation: Dolo. MW 9.45, Vis 28, pH 7, PF 0, MF 0.2, Cl 132000, Ca 720, Sand 0.1%, Solids 1.1%. DMC \$3,699. TMC \$11,065. Bit #2, Size 12 ¼", Mfg Ult, Type RPS716, SN 51473, Jets 3/18's &amp; 4/16's, In @ 1815', Made 3210' in 40 ¾ hrs. PP 3600#, RPM 65/102, WOB 28K#, PR 47.7. (Drlg 21 ½ (Rot 15 ¾ &amp; Slide 5 ¾), Surveys 2 ½ hrs). <b>Remarks:</b> Day 6. Drlg from 4000' to 4185' w/surveys. Lost returns @ 4185' &amp; could not regain. Drlg from 4185' to 5025' w/surveys. BHA: Bit, AEP 2.12° fxd mtr w/0.16 rpg, UBHO, 2-NMDC's, 3-8" spiral DC's, XO, 15-6" DC's, Jars, 6-6" DC's, XO, 33-4" HWDP. Total BHA: 1889.87'. <b>Last Survey: MD 4889' (TVD 4867.0') Inc 7.5° Azm 251.0°.</b> Daily mud lost 12700 bbls. Total mud lost 12700 bbls. EDCC \$0. CTCC \$0. EDDC \$102,324. CTDC \$623,234. CTWC \$623,234. (SC/DA-C/RR/FL)</p>
JAN 03 2021	<p>5745' (720'). Operation: Pull wear bushing. Formation: Sand - Anhy. MW 10, Vis 28, TMC \$11,065. Bit #2, Size 12 ¼", Mfg Ult, Type RPS716, SN 51473, Jets 3/18's &amp; 4/16's, In @ 1815', Out @ 5745', Made 3930' in 51 ¼ hrs. PP 4540#, RPM 65/103, WOB 40K#, PR 68.6. (Drlg 10 ½ (Rot 7 &amp; Slide 3 ½), Surveys 2, Circ 2 ½, Trip 6 ¾, Wear bushing ½, Dir Work 1 ¾ hrs). <b>Remarks:</b> Day 7. Drlg from 5052' to 5745' w/surveys. Regained partial returns @ 5052'. Losing 150 BPH while drlg. Pump sweep. TOO H to 3600' w/no drag. TIH to 5760' w/no drag or fill. Circ sweep. Spot 200 bbls of DMA on btm. TOO H. LD dir tools. Pull wear bushing. BHA: Bit, AEP 2.12° fxd mtr w/0.16 rpg, UBHO, 2-NMDC's, 3-8" spiral DC's, XO, 15-6" DC's, Jars, 6-6" DC's, XO, 33-4" HWDP. Total BHA 1889.87'. <b>Last Survey: MD 5631' (TVD 5602.9') Inc 8.9° Azm 248.0°.</b> Daily mud lost 7900 bbls. Total mud lost 20600 bbls. EDCC \$0. CTCC \$0. EDDC \$83,936. CTDC \$707,170. CTWC \$707,170. (SC/DA-C/RR/FL)</p>
JAN 04 2021	<p>5745' (0'). Operation: TIH. Formation: Sand - Anhy. MW 9, Vis 28, pH 7, DMC \$4,769. TMC \$15,834. Bit #3, Size 8 ¾", Mfg Ult, Type RPS616, SN 54581, PN ULT22SS, Jets 6/14's, In @ 5745', Made 0' in 0 hrs. PP 1700#, RPM 40, WOB 5k#, (Csg 6 ½, Circ 1 ¼, Cmt 6, WOC 8, Trip 1 ¼, Drlg DV tool 1 hrs). <b>Remarks:</b> Day 8. Held safety meeting. RU Butch's &amp; run 9 ⅝" csg. <b>Set Cameron Mandrel hanger through BOP w/ 140k#.</b> Pump csg caspacity w/no returns. RU</p>



MEWBOURNE OIL COMPANY  
P. O. BOX 7698  
TYLER, TEXAS 75711

Lease	Inland 26 23 B2OJ St Com		Well No	1H	Location	191' FSL & 1247' FEL	
County	Lea	ST NM	Section	26	TwNShp	21S	Rng 34E
Section	Blk		Survey				
Filename							Page 4

API No. 30-025-46931

DATE	DAILY REPORTS																																													
	<p>Universal &amp; cmt. WOC. LD landing tool. Set pack-off &amp; test to 5k#. Install wear bushing. RS. PU dir tools &amp; test. TIH to 3658'. Drlg DV tool &amp; baffle. TIH. BHA: Bit, AEP 1.83° fxd mtr w/0.23 rpg, Stab, UBHO, 2-NMDC's, Roller reamer, XO, 21-6" DC's, XO, 33-4" HWDP. Total BHA 1786.27'. No fluid lost or gained. EDCC \$0. CTCC \$0. EDDC \$256,319. CTDC \$963,488. CTWC \$963,488. (SC/DA-C/RR/FL)</p> <table><tr><td>1</td><td>Weatherford Float Shoe</td><td>1.55'</td></tr><tr><td>1</td><td>9 5/8" 40# HCL80 LT&amp;C Csg</td><td>44.40'</td></tr><tr><td>1</td><td>Weatherford Float Collar</td><td>1.25'</td></tr><tr><td>39</td><td>9 5/8" 40# HCL80 LT&amp;C Csg</td><td>1686.35'</td></tr><tr><td>8</td><td>9 5/8" 40# J55 LT&amp;C Csg</td><td>318.71'</td></tr><tr><td>1</td><td>Weatherford ECP set @ 3678'</td><td>16.54'</td></tr><tr><td>1</td><td>Weatherford DV Tool @ 3651'</td><td>10.02'</td></tr><tr><td>20</td><td>9 5/8" 40# J55 LT&amp;C Csg</td><td>797.27'</td></tr><tr><td>68</td><td>9 5/8" 36# J55 LT&amp;C Csg</td><td>2734.65'</td></tr><tr><td>2</td><td>9 5/8" 40# HCL80 LT&amp;C Csg</td><td>86.76'</td></tr><tr><td>1</td><td>9 5/8" 40# N80 LT&amp;C Csg Pup Jt</td><td>4.94'</td></tr><tr><td>1</td><td>9 5/8" Landing Tool</td><td>33.41'</td></tr><tr><td></td><td>Total</td><td>5735.85'</td></tr><tr><td></td><td>Less above KB</td><td>5.85'</td></tr><tr><td></td><td>Csg set @</td><td>5730.00'</td></tr></table> <p>(Note: Received 42 jts of 9 5/8" 40# HCL80 LT&amp;C csg (1817.51' T-off) Manufactured by Borusan, 28 jts of 9 5/8" 40# J55 LT&amp;C csg (1115.98' T-off) Manufactured by Vyksa &amp; 79 jts of 9 5/8" 36# J55 LT&amp;C csg (3176.88' T-off) Manufactured by Tuper &amp; Chung Hung Steel from ETI. Returned 11 jts of 9 5/8" 36# J55 LT&amp;C csg (442.23' T-off) to ETI for credit.)</p> <p>Held safety meeting. Pumped 30 bbls FW spacer. Universal cmt 1<sup>st</sup> stage lead w/500 sks Lite Premium Plus C (65:35) w/6% Gel, 3% Salt, 2#/sk Kolseal &amp; 0.3% Dispersant (yd @ 2.01 cuft/sk @ 12.5 PPG). Tail w/200 sks Premium Plus C w/0.2% Fluid loss (yd @ 1.33 cuft/sk @ 14.8 PPG). Plug down @ 4:00 P.M. 01/03/21. Set ECP w/2354#. Drop bomb &amp; open DV tool w/866#. Did not circ cmt off of DV tool. Cmt 2<sup>nd</sup> stage lead w/1075 sks Lite Premium Plus C (65:35) w/6% Gel, 3% Salt, 2#/sk Kolseal &amp; 0.3% Dispersant (yd @ 2.01 cuft/sk @ 12.5 PPG). Tail w/100 sks Premium Plus C w/0.2% Fluid loss (yd @ 1.33 cuft/sk @ 14.8 PPG). Plug down @ 7:45 P.M. 01/03/21. Circ 47 sks of cmt to the pit. (Notified NMOCD by voicemail but did not witness).</p> <p>JAN 05 2021 8350' (2605'). Operation: Drlg w/motor &amp; MWD. Formation: Sand - Lime. MW 9.0, Vis 28, TMC \$15,834. Bit #3, Size 8 3/4", Mfg Ult, Type RPS616, SN 54581, PN ULT22SS, Jets 6/14's, In @ 5745', Made 2605' in 14 1/4 hrs. PP 4575#, RPM 65/165, WOB 40K#, PR 182.8. (Drlg 14 1/4 (Rot 12 &amp; Slide 2 1/4), Surv 6 1/4, Trip 1 1/2, Drlg plug, floats &amp; cmt 1 1/4, Test csg 1/2, FIT 1/4 hrs). <b>Remarks:</b> Day 9. TIH. At 7:30 A.M. 01/04/21 tested csg to 1500# for 30 min, held OK. Drlg plug, floats &amp; cmt. Drlg from 5745' to 5755'. FIT to 10.0 PPG EMW. Drlg from 5755' to 8350' w/surveys. BHA: Bit, AEP 1.83° fxd mtr w/0.23 rpg, Stab, UBHO, 2-NMDC's, Roller reamer, XO, 21-6" DC's, XO, 33-4" HWDP. Total BHA: 1786.27'. Started losing 25 BPH while drlg @ 8175'. <b>Last Survey: MD 8206' (TVD 8164.0') Inc 4.8° Azm 260.9°.</b> Daily mud lost 60 bbls. Total mud lost 60 bbls. EDCC \$0. CTCC \$0. EDDC \$81,247. CTDC \$1,044,735. CTWC \$1,044,735. (SC/DA-C/RR/FL)</p>	1	Weatherford Float Shoe	1.55'	1	9 5/8" 40# HCL80 LT&C Csg	44.40'	1	Weatherford Float Collar	1.25'	39	9 5/8" 40# HCL80 LT&C Csg	1686.35'	8	9 5/8" 40# J55 LT&C Csg	318.71'	1	Weatherford ECP set @ 3678'	16.54'	1	Weatherford DV Tool @ 3651'	10.02'	20	9 5/8" 40# J55 LT&C Csg	797.27'	68	9 5/8" 36# J55 LT&C Csg	2734.65'	2	9 5/8" 40# HCL80 LT&C Csg	86.76'	1	9 5/8" 40# N80 LT&C Csg Pup Jt	4.94'	1	9 5/8" Landing Tool	33.41'		Total	5735.85'		Less above KB	5.85'		Csg set @	5730.00'
1	Weatherford Float Shoe	1.55'																																												
1	9 5/8" 40# HCL80 LT&C Csg	44.40'																																												
1	Weatherford Float Collar	1.25'																																												
39	9 5/8" 40# HCL80 LT&C Csg	1686.35'																																												
8	9 5/8" 40# J55 LT&C Csg	318.71'																																												
1	Weatherford ECP set @ 3678'	16.54'																																												
1	Weatherford DV Tool @ 3651'	10.02'																																												
20	9 5/8" 40# J55 LT&C Csg	797.27'																																												
68	9 5/8" 36# J55 LT&C Csg	2734.65'																																												
2	9 5/8" 40# HCL80 LT&C Csg	86.76'																																												
1	9 5/8" 40# N80 LT&C Csg Pup Jt	4.94'																																												
1	9 5/8" Landing Tool	33.41'																																												
	Total	5735.85'																																												
	Less above KB	5.85'																																												
	Csg set @	5730.00'																																												

MEWBOURNE OIL COMPANY

P. O. BOX 7698

TYLER, TEXAS 75711

Lease

Inland 26 23 B2OJ St Com

Well No

1H

Location

191' FSL & 1247' FEL

County

Lea

ST

NM

Section

26

TwNShp

21S

Rng

34E

Section

Blk

Survey

Filename

Page

5

API No. 30-025-46931

DATE	DAILY REPORTS
JAN 06 2021	9375' (1025'). Operation: TIH w/bit #4. Formation: Sand - Lime. MW 9.0, Vis 29, pH 11, Cl 43000, Ca 120, Solids 2.4%. DMC \$9,548. TMC \$25,382. Bit #3, Size 8 ¾", Mfg Ult, Type RPS616, SN 54581, PN ULT22SS, Jets 6/14's, In @ 5745', Out @ 9375', Made 3630' in 24 ½ hrs. Bit #4, Size 8 ¾", Mfg Ult, Type RPS616, SN 54007, PN ULT22SS, Jets 6/14's, In @ 9375', Made 0' in 0 hrs. PP 5300#, RPM 60/165, WOB 40k#, PR 100.0. (Drlg 10 ¼ (Rot 8 ¼ & Slide 2), Surv 2 ¼, Trip 9 ¼, Replace dir tools & test 1 ¾, RS ½ hrs). <b>Remarks:</b> Day 10. Drlg from 8350' to 9375' w/surveys & RS. TOO H for bit. Replace dir tools & test. TIH. BHA: Bit, AEP 1.83° fxd mtr w/0.23 rpg, Stab, UBHO, 2-NMDC's, Roller reamer, XO, 21-6" DC's, XO, 33-4" HWDP. Total BHA: 1786.28'. Losing 15 BPH while drlg. <b>Last Survey: MD 9041' (TVD 8995.2') Inc 4.5° Azm 265.8°</b> . Daily mud lost 140 bbls. Total mud lost 200 bbls. EDCC \$0. CTCC \$0. EDDC \$77,088. CTDC \$1,121,823. CTWC \$1,121,823. (SC/DA-C/FL/KT)
JAN 07 2021	9783' (408'). Operation: TIH w/curve assy. Formation: Sand - Lime. MW 9.1, Vis 33, PV 1, YP 5, Gels 1/2, pH 10, WL 8, FC 2, PF 1.5, MF 3.5, Cl 49000, Ca 160, Solids 3.1%. DMC \$1,231. TMC \$26,613. Bit #4, Size 8 ¾", Mfg Ult, Type RPS616, SN 54007, PN ULT22SS, Jets 6/14's, In @ 9375', Out @ 9783', Made 408' in 6 ¾ hrs. Bit #5, Size 8 ¾", Mfg Ult, Type CF611, SN 52568, PN ULT3GP, Jets 6/16's, In @ 9783', Made 0' in 0 hrs. PP 3900#, RPM 60/163, WOB 35k#, PR 60.4. (Drlg 6 ¾ (Rot 5 ¾ & Slide 1), Surv ¾, Trip 13 ¼, Wash & ream ¼, RS ½, Replace dir tools & test 2 ½ hrs). <b>Remarks:</b> Day 11. Finish TIH. Wash & ream from 9289' to 9375'. Drlg from 9375' to 9783' w/surveys & RS. TOO H to PU curve assy. Replace dir tools & test. TIH. BHA: Bit, AEP 2.25° fixed mtr w/0.29 rpg, UBHO, NMDC, Flex NMDC, XO, 33-4" HWDP, XO, 15-6" DC's, Jars, 6-6" DC's, XO. Total BHA: 1802.91'. No fluid lost or gained. <b>Last Survey: MD 9721' (TVD 9734.9') Inc 2.6° Azm 285.6°</b> . Total mud lost 200 bbls. EDCC \$0. CTCC \$0. EDDC \$50,190. CTDC \$1,172,013. CTWC \$1,172,013. (SC/DA-C/KT/FL)
JAN 08 2021	10321' (538'). Operation: Drlg w/motor & MWD. Formation: 60% Shale - 40% Lime. MW 9.2, Vis 35, PV 5, YP 4, Gels 4/7, pH 10, WL 5, FC 1, PF 0.65, MF 1.5, Cl 53000, Ca 80, Solids 3.2%. DMC \$363. TMC \$26,976. Bit #5, Size 8 ¾", Mfg Ult, Type CF611, SN 52568, PN ULT3GP, Jets 6/16's, In @ 9783', Made 538' in 16 ¾ hrs. PP 3970#, RPM 40/163, WOB 30K#, PR 32.1. (Trip 4, Cut drlg line 1, Drlg 16 ¾ (Rot 16 ¼ & Slide ½), Surv 2 ¼ hrs). <b>Remarks:</b> Day 12. TIH to 5700'. Cut drlg line. TIH. Drlg from 9783' to 10321' w/surveys. BHA: Bit, AEP 2.25° fixed mtr w/0.29 rpg, UBHO, NMDC, Flex NMDC, XO, 33-4" HWDP, XO, 15-6" DC's, Jars, 6-6" DC's, XO. Total BHA: 1802.91'. No fluid lost or gained. BG 270 units. CG 494 units. TG 997 units. Total mud lost 200 bbls. EDCC \$0. CTCC \$0. EDDC \$45,787. CTDC \$1,217,800. CTWC \$1,217,800. (PH-C/LB-C/FL/KT)  9811'MD (9762.8' TVD) 4.2° Inc @ 335.6° Azm 9856'MD (9807.6' TVD) 7.3° Inc @ 350.6° Azm 9903'MD (9854.1' TVD) 11.1° Inc @ 2.3° Azm 9948'MD (9897.8' TVD) 15.6° Inc @ 3.3° Azm 9995'MD (9942.6' TVD) 19.5° Inc @ 1.1° Azm 10041'MD (9985.4' TVD) 23.1° Inc @ 0.1° Azm 10088'MD (10027.7' TVD) 28.9° Inc @ 0.7° Azm 10135'MD (10067.9' TVD) 33.4° Inc @ 359.7° Azm 10180'MD (10104.7' TVD) 36.9° Inc @ 357.7° Azm
JAN 09 2021	10788' (467'). Operation: TOO H to run 7" csg. Formation: 80% Sand - 10% Shale - 10% Lime. MW 9.2, Vis 34, PV 4, YP 4, Gels ¾, pH 9.5, WL 5, FC 1, PF 0.4, MF 2.1, Cl 61000, Ca 240,

MEWBOURNE OIL COMPANY

P. O. BOX 7698

TYLER, TEXAS 75711

Lease

Inland 26 23 B2OJ St Com

Well No

1H

Location

191' FSL & 1247' FEL

County

Lea

ST

NM

Section

26

TwNShp

21S

Rng

34E

Section

Blk

Survey

Filename

Page

6

API No. 30-025-46931

DATE	DAILY REPORTS												
	<p>Solids 3.9%. DMC \$1,720. TMC \$28,696. Bit #5, Size 8 ¾", Mfg Ult, Type CF611, SN 52568, PN ULT3GP, Jets 6/16's, In @ 9783', Made 1005' in 32 hrs. PP 4180#, RPM 40/163, WOB 40k#, PR 30.6. (Drlg 15 ¼ (Rot 2 ½ &amp; Slide 12 ¾), Surv 3, RS ½, Circ ¾, Trip 3 ½, Wash &amp; ream 1 hrs). <b>Remarks:</b> Day 13. Drlg from 10321' to 10788' w/surveys. Circ. TOO H to 10445'. Wash &amp; ream from 10445' to 10352'. TOO H. BHA: Bit, AEP 2.25° fixed mtr w/0.29 rpg, UBHO, NMDC, Flex NMDC, XO, 33-4" HWDP, XO, 15-6" DC's, Jars, 6-6" DC's, XO. Total BHA: 1802.91'. No fluid lost or gained. BG 328 units. CG 1092 units. Total mud lost 200 bbls. EDCC \$0. CTCC \$0. EDDC \$56,030. CTDC \$1,273,830. CTWC \$1,273,830. (PH-C/LB-C/KT)</p> <p>10227'MD (10141.0' TVD) 41.0° Inc @ 356.7° Azm 10272'MD (10174.2' TVD) 44.3° Inc @ 359.2° Azm 10319'MD (10206.8' TVD) 48.0° Inc @ 359.0° Azm 10366'MD (10237.0' TVD) 52.6° Inc @ 358.2° Azm 10411'MD (10263.5' TVD) 55.3° Inc @ 359.6° Azm 10458'MD (10289.0' TVD) 58.9° Inc @ 359.3° Azm 10504'MD (10311.2' TVD) 63.6° Inc @ 358.4° Azm 10551'MD (10330.3' TVD) 68.4° Inc @ 329.1° Azm 10597'MD (10345.3' TVD) 73.4° Inc @ 359.2° Azm 10644'MD (10356.4' TVD) 79.3° Inc @ 359.2° Azm 10691'MD (10363.1' TVD) 84.3° Inc @ 359.3° Azm 10737'MD (10365.9' TVD) 88.6° Inc @ 359.6° Azm Projected to the bit @ 10788' MD (10366.1' TVD) 91.0° Inc @ 0.1° Azm</p>												
JAN 10 2021	<p>10788' (0'). Operation: Run 7" csg. Formation: 80% Sand - 10% Shale - 10% Lime. MW 9.5, Vis 34, PV 6, YP 4, Gels 3/5, pH 9, WL 4, FC 1, PF 0.2, MF 1.7, Cl 58000, Ca 320, Solids 5.5%. DMC \$1,168. TMC \$29,864. Bit #5, Size 8 ¾", Mfg Ult, Type CF611, SN 52568, PN ULT3GP, Jets 6/16's, In @ 9783', Out @ 10788', Made 1005' in 32 hrs. (Trip 7, LD dir tools 1, Pull wear bushing ½, Run csg 15 ½ hrs). <b>Remarks:</b> Day 14. TOO H. LD 6" DC's &amp; dir tools. Pull wear bushing. Held safety meeting. RU Butch's &amp; run 7" csg w/torque turn. BHA: Bit, AEP 2.25° fixed mtr w/0.29 rpg, UBHO, NMDC, Flex NMDC, XO, 33-4" HWDP, XO, 15-6" DC's, Jars, 6-6" DC's, XO. Total BHA: 1802.91'. No fluid lost or gained. Total mud lost 200 bbls. EDCC \$0. CTCC \$0. EDDC \$298,507. CTDC \$1,572,337. CTWC \$1,572,337. (PH-C/LB-C/KT)</p>												
JAN 11 2021	<p>10788' (0'). Operation: TIH w/lateral assy. Formation: Sand - Lime - Shale. TMC \$29,864. Bit #6, Size 6 ⅛", Mfg NOV, Type TKC63, SN A271890, Jets 3/10's &amp; 3/12's, In @ 10788', Made 0' in 0 hrs. (Run csg 5 ½, Circ 1, Cmt 3, WOC 8, PU dir tools &amp; test 1 ½, Trip 5 hrs). <b>Remarks:</b> Day 15. Finish running 7" csg. <b>Set Cameron mandrel hanger through BOP w/215k#.</b> Circ. RU Par Five &amp; cmt. WOC. LD landing tool. Set &amp; test pack-off to 5000#. Install wear bushing. PU dir tools &amp; test. TIH. BHA: Bit, 4.75" Orbit RSS w/stab, UBHO, NMDC w/filter, Tomax, AEP 0° stabilized motor w/0.49 rpg, 1-4" HWDP, Safety jt, 2-4" HWDP, Drill &amp; ream. Total BHA: 210.51'. No fluid lost or gained. EDCC \$0. CTCC \$0. EDDC \$77,750. CTDC \$1,650,087. CTWC \$1,650,087. (PH-C/LB-C/KT)</p> <table><tr><td>1</td><td>Weatherford Float Shoe</td><td>1.50'</td></tr><tr><td>1</td><td>7" 29# HCP110 LT&amp;C Csg</td><td>44.41'</td></tr><tr><td>1</td><td>Weatherford Float Collar</td><td>1.50'</td></tr><tr><td>74</td><td>7" 29# HCP110 LT&amp;C Csg</td><td>3196.90'</td></tr></table>	1	Weatherford Float Shoe	1.50'	1	7" 29# HCP110 LT&C Csg	44.41'	1	Weatherford Float Collar	1.50'	74	7" 29# HCP110 LT&C Csg	3196.90'
1	Weatherford Float Shoe	1.50'											
1	7" 29# HCP110 LT&C Csg	44.41'											
1	Weatherford Float Collar	1.50'											
74	7" 29# HCP110 LT&C Csg	3196.90'											

MEWBOURNE OIL COMPANY  
P. O. BOX 7698  
TYLER, TEXAS 75711

Lease	Inland 26 23 B2OJ St Com		Well No	1H	Location	191' FSL & 1247' FEL	
County	Lea	ST NM	Section	26	TwNShp	21S	Rng 34E
Section	Blk		Survey				
Filename							Page 7

API No. 30-025-46931

DATE	DAILY REPORTS
	<div><div>477" 29# HCP110 LT&amp;C Bond Coated Csg2012.80'</div><div>1277" 29# HCP110 LT&amp;C Csg5486.09'</div><div>17" 29# HCP110 LT&amp;C Csg Pup Jt4.92'</div><div>17" Landing Tool30.05'</div><div>Total10778.17'</div><div>Less above KB5.17'</div><div>Csg set @10773.00'</div></div> <div>(Note: Received 207 jts of 7" 29# HCP110 LT&amp;C csg (8946.54' T-off) &amp; 47 jts of 7" 29# HCP110 LT&amp;C bond coated csg (2012.80' T-off) from Sooner pipe - Manufactured by USS. Returned 5 jts of 7" 29# HCP110 LT&amp;C csg (219.14' T-off) to Sooner Pipe for credit.)</div> <div>Held safety meeting. Pumped 30 bbls FW spacer. Par Five cmt w/400 sks Class C w/10% Gel, 1.3% Salt, 7% Beads, 0.6% Fluid loss, 0.15% ASA, 15#/sk Obsidian Pumice, 3#/sk Kolseal &amp; 0.4#/sk Defoamer (yd @ 4.03 cuft/sk @ 10.3 PPG). Tail w/400 sks Class H w/0.5% Fluid loss &amp; 0.2% Retarder (yd @ 1.18 cuft/sk @ 15.6 PPG). Displaced w/398 bbls OBM. Plug down @ 3:30 P.M. 01/10/21. Did not circ cmt. Lift pressure 1254# @ 3 BPM. (Notified NMOCD by voicemail but did not witness.)</div>
JAN 12 2021	12263' (1475'). Operation: Drlg w/RSS. Formation: 100% Sand. MW 9.5, Vis 81, PV 19, YP 10, Gels 9/11, WL 13, Cl 39000, Solids 11.5%. Oil 67.0%. TMC \$29,864. Bit #6, Size 6 1⁄8", Mfg NOV, Type TKC63, SN A271890, Jets 3/10's & 3/12's, In @ 10788', Made 1475' in 15 ¾ hrs. PP 4220#, RPM 75/147, WOB 24K#, PR 93.7. (Trip 2, Test 1, Drlg cmt 1 ¼, Drlg 15 ¾, Surveys 3 ½, RS ½ hrs). <b>Remarks:</b> Day 16. TIH. <b>At 8:00 A.M. 01/11/20 tested csg to 1500# for 30 mins, held OK.</b> Drlg plug, floats & cmt. Drlg from 10788' to 10798'. <b>FIT to 10.5 PPG EMW.</b> Drlg from 10798' to 12263' w/surveys & RS. BHA: Bit, 4.75" Orbit RSS, UBHO, NMDC w/filter, Tomax, AEP 0° stab mtr w/0.49 rpg, 1-4" HWDP, Safety jt, 2-4" HWDP, Drill & ream. Total BHA: 210.51'. No fluid lost or gained. <b>Last Survey: MD 12041' (TVD 10356.3') Inc 90.3° Azm 359.6°. Drilled 1490' of 7152' lateral.</b> BG 275 units. CG 350 units. EDCC \$0. CTCC \$0. EDDC \$93,016. CTDC \$1,743,103. CTWC \$1,743,103. (PH-C/LB-C/KT)
JAN 13 2021	13718' (1455'). Operation: Drlg w/RSS. Formation: 100% Sand. MW 9.5, Vis 63, PV 16, YP 9, Gels 8/10, HTHP 13, FC 2, ES 385, Lime 3.24, Cl 41000, O/W 70/30, Solids 8.6%. DMC \$2,059. TMC \$31,923. Bit #6, Size 6 1⁄8", Mfg NOV, Type TKC63, SN A271890, Jets 3/10's & 3/12's, In @ 10788', Made 2930' in 35 ¼ hrs. PP 4590#, RPM 75/147, WOB 27K#, PR 74.6. (Drlg 19 ½, Surveys 4, RS ½ hrs). <b>Remarks:</b> Day 17. Drlg from 12263' to 13718' w/surveys & RS. BHA: Bit, 4.75" Orbit RSS w/stab, UBHO, NMDC w/filter, Tomax, AEP 0° Stab mtr w/0.49 rpg, 1-4" HWDP, Safety jt, 2-4" HWDP, Drill & ream. Total BHA: 210.51'. No fluid lost or gained. <b>Last Survey: MD 13520' (TVD 10337.1') Inc 90.3° Azm 357.5°. Drilled 2945' of 7152' lateral.</b> BG 113 units. CG 161 units. TG units. EDCC \$0. CTCC \$0. EDDC \$71,440. CTDC \$1,814,543. CTWC \$1,814,543. (PH-C/LB-C/RR/FL)
JAN 14 2021	15153' (1435'). Operation: Drlg w/RSS. Formation: 80% Shale - 20% Sand. MW 9.6, Vis 54, PV 17, YP 9, Gels 9/10, HTHP 12, FC 2, ES 397, Lime 2.72, Cl 43000, O/W 74/26, Solids 8.8%. DMC \$2,146. TMC \$34,069. Bit #6, Size 6 1⁄8", Mfg NOV, Type TKC63, SN A271890, Jets 3/10's & 3/12's, In @ 10788', Made 4365' in 54 ¾ hrs. PP 4700#, RPM 75/147, WOB 30K#, PR 73.6. (Drlg 19 ½, Surveys 4, RS ½ hrs). <b>Remarks:</b> Day 18. Drlg from 13718' to 15153' w/surveys & RS. BHA: Bit, 4.75" Orbit RSS w/stab, UBHO, NMDC w/filter, Tomax, AEP 0° stab mtr w/0.49 rpg, 1-4" HWDP, Safety jt, 2-4" HWDP, Drill & ream. Total BHA: 210.51'. No



MEWBOURNE OIL COMPANY  
P. O. BOX 7698  
TYLER, TEXAS 75711

Lease	Inland 26 23 B2OJ St Com		Well No	1H	Location	191' FSL & 1247' FEL	
County	Lea	ST NM	Section	26	TwNShp	21S	Rng 34E
Section	Blk		Survey				
Filename							Page 8

API No. 30-025-46931

DATE	DAILY REPORTS
	fluid lost or gained. <b>Last Survey: MD 15002' (TVD 10314.1') Inc 90.4° Azm 358.2°. Drilled 4380' of 7152' lateral.</b> BG 300 units. CG 3325 units. EDCC \$750. CTCC \$750. EDDC \$72,574. CTDC \$1,887,117. CTWC \$1,887,867. (PH-C/LB-C/RR/FL)
JAN 15 2021	16115' (962'). Operation: Drlg w/RSS. Formation: 90% Sand - 10% Shale. MW 9.6, Vis 56, PV 18, YP 9, Gels 10/11, HTHP 12, FC 2, ES 385, Lime 2.85, Cl 45000, O/W 74/26, Solids 8.3%. DMC \$3,078. TMC \$37,147. Bit #6, Size 6 1/8", Mfg NOV, Type TKC63, SN A271890, Jets 3/10's & 3/12's, In @ 10788', Made 5327' in 75 1/2 hrs. PP 4500#, RPM 75/150, WOB 35K#, PR 46.4. (Drlg 20 3/4, Surveys 2 3/4, RS 1/2 hrs). <b>Remarks:</b> Day 19. Drlg from 15153' to 16115' w/surveys & RS. BHA: Bit, 4.75" Orbit RSS w/stab, UBHO, NMDC w/filter, Tomax, AEP 0° stab mtr w/0.49 rpg, 1-4" HWDP, Safety jt, 2-4" HWDP, Drill & ream. Total BHA: 210.51'. No fluid lost or gained. <b>Last Survey: MD 16026' (TVD 10303.6') Inc 90.5° Azm 359.8°. Drilled 5342' of 7152' lateral.</b> BG 412 units. CG 3529 units. EDCC \$650. CTCC \$1,400. EDDC \$58,556. CTDC \$1,945,673. CTWC \$1,947,073. (SC/LB-C/RR/FL)
JAN 16 2021	16247' (132'). Operation: TIH. Formation: 70% Sand - 30% Shale. MW 9.5, Vis 57, PV 18, YP 10, Gels 10/12, HTHP 11, FC 2, ES 376, Lime 2.85, Cl 43000, O/W 75/25, Solids 8.6%. DMC \$2,607. TMC \$39,754. Bit #6, Size 6 1/8", Mfg NOV, Type TKC63, SN A271890, Jets 3/10's & 3/12's, In @ 10788', Out @ 16247', Made 5459' in 77 1/4 hrs. Bit #7, Size 6 1/8", Mfg NOV, Type TKC63, SN A272640, Jets 3/10's & 3/12's, In @ 16247', Made 0' in 0 hrs. PP 4023#, RPM 65/140, WOB 35k#, PR 75.4. (Drlg 1 3/4, Surveys 1/2, Circ 1/4, Trip 16 1/2, Dir/Work 4, RS 1 hrs). <b>Remarks:</b> Day 20. Drlg from 16115' to 16247' w/surveys. Circ. TOOH for PR. Replace dir tools & test. TIH. Cut drlg line. TIH. BHA: Bit, 4.75" Orbit RSS w/stab, UBHO, NMDC w/filter, Tomax, AEP 0° stab mtr w/0.49 rpg, 1-4" HWDP, Safety jt, 2-4" HWDP, Drill & ream. Total BHA: 204.00'. No fluid lost or gained. <b>Last Survey: MD 16212' (TVD 10300.2') Inc 91.2° Azm 0.2°. Drilled 5474' of 7152' lateral.</b> BG 211 units. CG 1463 units. EDCC \$0. CTCC \$1,400. EDDC \$38,992. CTDC \$1,984,665. CTWC \$1,986,065. (SC/LB-C/RR/FL)
JAN 17 2021	16789' (542'). Operation: Drlg w/RSS. Formation: 70% Sand - 20% Lime - 10% Shale. MW 9.6, Vis 63, PV 18, YP 11, Gels 11/13, HTHP 12, FC 2, ES 381, Lime 2.72, Cl 42000, O/W 75/25, Solids 7.7%. DMC \$632. TMC \$40,386. Bit #7, Size 6 1/8", Mfg NOV, Type TKC63, SN A272640, Jets 3/10's & 3/12's, In @ 16247', Made 542' in 10 hrs. PP 4730#, RPM 75/136, WOB 30K#, PR 54.2. (Drlg 10, Surveys 1 1/4, Trip 10 3/4, Troubleshoot 1 1/2, RS 1/2 hrs). <b>Remarks:</b> Day 21. Drlg from 16247' to 16434' w/surveys. Troubleshoot pressure loss. TOOH. Found washed connection in DP @ 93 stds. TIH. Drlg from 16434' to 16789' w/surveys & RS. BHA: Bit, 4.75" Orbit RSS w/stab, UBHO, NMDC w/filter, Tomax, AEP 0° stab mtr w/0.49 rpg, 1-4" HWDP, Safety jt, 2-4" HWDP, Drill & ream. Total BHA: 204.00'. No fluid lost or gained. <b>Last Survey: MD 16668' (TVD 10290.9') Inc 91.1° Azm 3.6°. Drilled 6016' of 7169' lateral.</b> BG 74 units. CG 282 units. TG 5034 units. EDCC \$0. CTCC \$1,400. EDDC \$45,960. CTDC \$2,030,625. CTWC \$2,032,025. (JVV-C/LB-C/RR/FL)
JAN 18 2021	17842' (1053'). Operation: Drlg w/RSS. Formation: 100% Sand. MW 9.7, Vis 56, PV 17, YP 10, Gels 10/13, HTHP 11, FC 2, ES 401, Lime 2.85, Cl 40000, O/W 76/24, Solids 8.0%. DMC \$3,157. TMC \$43,543. Bit #7, Size 6 1/8", Mfg NOV, Type TKC63, SN A272640, Jets 3/10's & 3/12's, In @ 16247', Made 1595' in 31 1/4 hrs. PP 5010#, RPM 75/145, WOB 31K#, PR 49.6. (Drlg 21 1/4, Surveys 2 3/4 hrs). <b>Remarks:</b> Day 22. Drlg from 16434' to 17842' w/surveys. BHA: Bit, 4.75" Orbit RSS w/stab, UBHO, NMDC w/filter, Tomax, AEP 0° stab mtr w/0.49 rpg, 1-4" HWDP, Safety jt, 2-4" HWDP, Drill & ream. Total BHA: 204.00'. No fluid lost or gained. <b>Last Survey: MD 17690' (TVD 10278.6') Inc 90.8° Azm 0.8°. Drilled 7069' of 7169' lateral.</b> BG



MEWBOURNE OIL COMPANY

P. O. BOX 7698

TYLER, TEXAS 75711

Lease

Inland 26 23 B2OJ St Com

Well No

1H

Location

191' FSL & 1247' FEL

County

Lea

ST

NM

Section

26

TwNShp

21S

Rng

34E

Section

Blk

Survey

Filename

Page

9

API No. 30-025-46931

DATE	DAILY REPORTS																																							
	129 units. CG 216 units. EDCC \$0. CTCC \$1,400. EDDC \$69,815. CTDC \$2,100,440. CTWC \$2,101,840. (JVW-C/LB-C/RR/FL)																																							
JAN 19 2021	<p>17942' (100'). Operation: Running 4 ½" liner. Formation: 100% Sand. MW 9.8, Vis 54, PV 17, YP 9, Gels 10/12, HTHP 11, FC 2, ES 436, Lime 2.72, Cl 39000, O/W 76/24, Solids 7.8%. DMC \$2,551. TMC \$46,094. Bit #7, Size 6 ⅛", Mfg NOV, Type TKC63, SN A272640, Jets 3/10's &amp; 3/12's, In @ 16247', Out @ 17942', Made 1695' in 34 ¾ hrs. PP 4720#, RPM 40/145, WOB 25K#, PR 28.6. (Drlg 3 ½, Surveys ¾, RS 1, Trip 9 ¾, LD dir tools 1 ½, Csg 7 ½ hrs).</p> <p><b>Remarks:</b> Day 23. TOOH to 16000' w/no drag. TIH to 17842' w/no drag or fill. Drlg from 17842' to 17942' w/surveys &amp; RS. <b>TD well @ 12:45 P.M. 01/18/21.</b> TOOH. LD dir tools. Held safety meeting. RU Butch's &amp; run 4 ½" liner w/torque turn. BHA: Bit, 4.75" Orbit RSS w/stab, UBHO, NMDC w/filter, Tomax, AEP 0° stab mtr w/0.49 rpg, 1-4" HWDP, Safety jt, 2-4" HWDP, Drill &amp; ream. Total BHA: 204.00'. No fluid lost or gained. <b>Last Survey: MD 17914' (TVD 10275.8') Inc 90.7° Azm 2.0°. Projected to the bit: MD 17942' (TVD 10275.5') INC 90.7° Azm 2.0°. <u>Drilled 7169' of lateral.</u></b> BG 75 units. CG 85 units. TG 3543 units. EDCC \$7,824. CTCC \$9,224. EDDC \$31,607. CTDC \$2,132,048. CTWC \$2,141,272. (JVW-C/LB-C/RR)</p>																																							
JAN 20 2021	<p>17942' (0'). Operation: LD 4" DP. TMC \$46,094. (Run liner 9, Circ 2 ¾, Set &amp; test liner ½, Cmt 2 ½, Displace 1 ½, Test Liner ½, RD cmtrs 1, LD 4" DP 5 ¾, RS ½ hrs). <b>Remarks:</b> Day 24. Finish running 4 ½" liner. Rupture GBS disc w/2600#. Displace liner capacity. Circ btms up. Set/test liner hanger. RU Par Five &amp; cmt. Set liner packer &amp; displace 7" csg. RD cmtrs. LD 4" DP. RS. No fluid lost or gained. EDCC \$153,341. CTCC \$162,565. EDDC \$16,120. CTDC \$2,148,167. CTWC \$2,310,733. (JVW-C/LB-C/RR/FL)</p> <table><tr><td>1</td><td>Summit Float Shoe</td><td>2.40'</td></tr><tr><td>1</td><td>Summit Plus Float Collar</td><td>1.15'</td></tr><tr><td>1</td><td>Packers Plus Landing Collar</td><td>1.50'</td></tr><tr><td>1</td><td>4 ½" 13.5# HCP110 CDC-HTQ Csg Pup Jt</td><td>10.10'</td></tr><tr><td>1</td><td>Packers Plus Toe AP Sleeve (<b>Pinned @ 7114#</b>)</td><td>2.92'</td></tr><tr><td>1</td><td>4 ½" 13.5# HCP110 CDC-HTQ Csg Pup Jt</td><td>10.10'</td></tr><tr><td>1</td><td>Packers Plus Toe AP Sleeve (<b>Pinned @ 7114#</b>)</td><td>2.92'</td></tr><tr><td>1</td><td>4 ½" 13.5# HCP110 CDC-HTQ Csg Pup Jt</td><td>6.00'</td></tr><tr><td>193</td><td>4 ½" 13.5# HCP110 CDC-HTQ Csg</td><td>8146.30'</td></tr><tr><td>1</td><td>Packers Plus Liner Hanger Assy <b>set @ 9745'</b></td><td><u>24.29'</u></td></tr><tr><td></td><td>Total</td><td>8207.68'</td></tr><tr><td></td><td>Top of liner @ (MD)</td><td><u>9733.32'</u></td></tr><tr><td></td><td>End of liner set @ (MD)</td><td>17941.00'</td></tr></table> <p>(Note: Received 202 jts of 4 ½" 13.5# HCP110 CDC-HTQ csg (8534.78' T-off). From Sooner Pipe - Manufactured by USS. Returned 9 jts of 4 ½" 13.5# HCP110 CDC-HTQ csg (388.48' T-off) to Sooner Pipe for credit.)</p> <p>Held safety meeting. Drop 1 ¾" ball &amp; set liner hanger w/3000#. Pushed w/35k# to set/test liner hanger. Pulled 150k# &amp; put 10 rounds right hand turn to release from hanger. Pressured up to 5000# to blow ball seat. Established returns. Pumped 40 bbls of diesel &amp; 20 bbls 10# Mud Push spacer. Par Five cmt w/600 sks Class H (35:65) w/6% Gel, 0.6% Retarder, 0.5% Fluid Loss, 0.2% ASA &amp; 10#/sk Pumice (yd @ 1.74 cuft/sk @ 13.5 PPG.) Followed w/5 bbls of sugar FW. Released dart. Displaced w/218 bbls sugar BW (calculated volume). Plug down @ 8:45 P.M.</p>	1	Summit Float Shoe	2.40'	1	Summit Plus Float Collar	1.15'	1	Packers Plus Landing Collar	1.50'	1	4 ½" 13.5# HCP110 CDC-HTQ Csg Pup Jt	10.10'	1	Packers Plus Toe AP Sleeve ( <b>Pinned @ 7114#</b> )	2.92'	1	4 ½" 13.5# HCP110 CDC-HTQ Csg Pup Jt	10.10'	1	Packers Plus Toe AP Sleeve ( <b>Pinned @ 7114#</b> )	2.92'	1	4 ½" 13.5# HCP110 CDC-HTQ Csg Pup Jt	6.00'	193	4 ½" 13.5# HCP110 CDC-HTQ Csg	8146.30'	1	Packers Plus Liner Hanger Assy <b>set @ 9745'</b>	<u>24.29'</u>		Total	8207.68'		Top of liner @ (MD)	<u>9733.32'</u>		End of liner set @ (MD)	17941.00'
1	Summit Float Shoe	2.40'																																						
1	Summit Plus Float Collar	1.15'																																						
1	Packers Plus Landing Collar	1.50'																																						
1	4 ½" 13.5# HCP110 CDC-HTQ Csg Pup Jt	10.10'																																						
1	Packers Plus Toe AP Sleeve ( <b>Pinned @ 7114#</b> )	2.92'																																						
1	4 ½" 13.5# HCP110 CDC-HTQ Csg Pup Jt	10.10'																																						
1	Packers Plus Toe AP Sleeve ( <b>Pinned @ 7114#</b> )	2.92'																																						
1	4 ½" 13.5# HCP110 CDC-HTQ Csg Pup Jt	6.00'																																						
193	4 ½" 13.5# HCP110 CDC-HTQ Csg	8146.30'																																						
1	Packers Plus Liner Hanger Assy <b>set @ 9745'</b>	<u>24.29'</u>																																						
	Total	8207.68'																																						
	Top of liner @ (MD)	<u>9733.32'</u>																																						
	End of liner set @ (MD)	17941.00'																																						

MEWBOURNE OIL COMPANY  
P. O. BOX 7698  
TYLER, TEXAS 75711

Lease	Inland 26 23 B2OJ St Com		Well No	1H	Location	191' FSL & 1247' FEL	
County	Lea	ST NM	Section	26	TwNShp	21S	Rng 34E
Section	Blk		Survey				
Filename							Page 10

API No. 30-025-46931

DATE	DAILY REPORTS
	01/19/21. Bumped plug w/3200#. Set packer w/80k#. Sting out of PBR w/2000# on DP. Displace 7" csg w/360 bbls of BW w/polymer sweep. Circ 223 sks of cmt off of liner top to the pit. <b>At 10:15 P.M. 01/19/20, tested liner to 2500# for 30 min, held OK.</b> (Notified NMOCD by voicemail but did not witness.)
JAN 21 2021	17942' (0'). Operation: Rig released to move. TMC \$46,094. (LD DP 16, Pull WB ½, ND BOPE 2 ½, NU capping flange 1 ½, RD 3 ½ hrs). <b>Remarks:</b> Day 25. Finish LD 4" DP. Pull wear bushing. Held safety meeting. ND BOPE w/Man Welding. NU Cameron 13 ⅝" 5k# capping flange & test to 5k#. <b>Rig released to move @ 2:30 A.M. 01/21/21.</b> Start MO Patterson/UTI #595 to the Lindale 24/25 WIBG Fed #1H this A.M. w/Wilbanks Trucking Services. EDCC \$67,586. CTCC \$230,151. EDDC \$23,529. CTDC \$2,171,697. CTWC \$2,401,848. (JW-C/LB-C/RR/FL)
JAN 22 2021	MO Patterson/UTI #595 w/Wilbanks Trucking Services. EDCC \$0. CTCC \$230,151. EDDC \$0. CTDC \$2,171,697. CTWC \$2,401,848. (PH-C/LB-C/RR/FL)
JAN 23 2021	Continue MO Patterson/UTI #595 w/Wilbanks Trucking Services. EDCC \$0. CTCC \$230,151. EDDC \$0. CTDC \$2,171,697. CTWC \$2,401,848. (PH-C/LB-C/KT)
JAN 24 2021	Finish MO Patterson/UTI #595 w/Wilbanks Trucking Services. WO toe prep. Start filling frac pond. EDCC \$0. CTCC \$230,151. EDDC \$0. CTDC \$2,171,697. CTWC \$2,401,848. (PH-C/LB-C/KT)
JAN 25 2021	WO toe prep. Filling frac pond. EDCC \$0. CTCC \$230,151. EDDC \$0. CTDC \$2,171,697. CTWC \$2,401,848.
JAN 26 2021	WO toe prep. Filling frac pond. EDCC \$0. CTCC \$230,151. EDDC \$0. CTDC \$2,171,697. CTWC \$2,401,848.
JAN 27 2021	SICP 2500#. Calipered ID of tbg spool @ 6.765". MIRU Divine. NU 13 5/8" 5k x 7 1/16" 10k tbg spool & 7 1/16" 10k frac valve (MOC P-61) transferred from MOC stock @ Divine. Tested seals to 5k, held OK. MIRU Wellfoam & pump truck. Tested 7" x 9 5/8" annulus to 300#, held OK. Tested 7" csg to 6600#, held OK. Sleeve opened @ 7500#. Established injection rate of 5 BPM @ 3600# w/122 bbls. Pumped 2000 gals of 15% NeFe acid. Flushed acid w/483 bbls @ 8 BPM w/4200#. Walked rate up to 20 BPM @ 5100# w/483 bbls. SWI & SDFD. EDCC \$31,150. CTCC \$261,301. EDDC \$0. CTDC \$2,171,697. CTWC \$2,432,998. (JW-C)
JAN 28 2021	SICP 350#. MIRU Renegade WL & Wellfoam pump. RIH w/Halliburton FasDrill Fusion 275 plug & 12 - 2' HP scalloped guns. Pumped guns down w/7476 gals FW @ 8 BPM & 5000#. Set plug @ 17900'. Fired guns on the fly. <b>Perforated Stage #1 @ 17746' - 17885'.</b> Total 12', 36 holes. Guns loaded @ 0.39 EHD, 15 GC, 38" pen, 120° phasing. POOH. All guns fired. RDMO Renegade WL & Well Foam. EDCC \$14,250. CTCC \$275,551. EDDC \$0. CTDC \$2,171,697. CTWC \$2,447,248. (JW-C)
JAN 29 2021	Filling frac pond. EDCC \$0. CTCC \$275,551. EDDC \$0. CTDC \$2,171,697. CTWC \$2,447,248.
FEB 01 2021	Filling frac pond. EDCC \$0. CTCC \$275,551. EDDC \$0. CTDC \$2,171,697. CTWC \$2,447,248.

MEWBOURNE OIL COMPANY  
P. O. BOX 7698  
TYLER, TEXAS 75711

Lease

Inland 26 23 B2OJ St Com

Well No

1H

Location

191' FSL & 1247' FEL

County

Lea

ST

NM

Section

26

TwnShp

21S

Rng

34E

Section

Blk

Survey

Filename

Page

11

API No. 30-025-46931

DATE	DAILY REPORTS				
FEB 02 2021	Filling frac pond. EDCC \$0. CTCC \$275,551. EDDC \$0. CTDC \$2,171,697. CTWC \$2,447,248.				
FEB 03 2021	Filling frac pond. EDCC \$0. CTCC \$275,551. EDDC \$0. CTDC \$2,171,697. CTWC \$2,447,248.				
FEB 04 2021	Filling frac pond. EDCC \$0. CTCC \$275,551. EDDC \$0. CTDC \$2,171,697. CTWC \$2,447,248.				
FEB 05 2021	Filling frac pond. EDCC \$0. CTCC \$275,551. EDDC \$0. CTDC \$2,171,697. CTWC \$2,447,248.				
FEB 08 2021	Prep to frac this P.M. EDCC \$0. CTCC \$275,551. EDDC \$0. CTDC \$2,171,697. CTWC \$2,447,248.				
FEB 09 2021	MIRU Universal & frac rentals. Zipper well w/Inland 26/23 B2PI St Com #1H. <b>Frac Bone Springs horizontal w/14640818 gals slickwater, carrying 14642750# 100 mesh local sand as follows (Planned).</b>				
	Planned Frac Design:				
	<u>(Gals)</u>	<u>Stage Fluid</u>	<u>PPG</u>		
	18039	Slickwater Pad w/500# Diverter	0.00		
	45000	Slickwater w/Local 100 Mesh	0.25		
	65000	Slickwater w/Local 100 Mesh	0.50		
	74500	Slickwater w/Local 100 Mesh	1.00		
	60000	Slickwater w/Local 100 Mesh	1.50		
	50000	Slickwater w/Local 100 Mesh	1.75		
	50000	Slickwater w/Local 100 Mesh	2.00		
	33159	Slickwater Flush	0.00		
	Planned WL Design: 200' stage spacing				
	<u>Gun</u>	<u>Details</u>	<u>EHD</u>	<u>Phasing</u>	<u>Pen</u>
	Plug	FasDrill Fusion		-	-
	1	3 Holes	0.39"	120	38"
	2	3 Holes	0.39"	120	38"
	3	3 Holes	0.39"	120	38"
	4	3 Holes	0.39"	120	38"
	5	3 Holes	0.39"	120	38"
	6	3 Holes	0.39"	120	38"
	7	3 Holes	0.39"	120	38"
	8	3 Holes	0.39"	120	38"
	9	3 Holes	0.39"	120	38"
	10	3 Holes	0.39"	120	38"
	11	3 Holes	0.39"	120	38"
	12	3 Holes	0.39"	120	38"
	<b><u>Stage #1 of 37:</u></b>				
	Frac as follows: SICP 1375#. AIR 85 BPM. ASCP 6060#. Gal SW: 413791. Local 100 mesh				

MEWBOURNE OIL COMPANY

P. O. BOX 7698

TYLER, TEXAS 75711

LeaseInland 26 23 B2OJ St ComWell No1HLocation191' FSL & 1247' FEL

CountyLeaSTNMSection26TwnShp21SRng34E

SectionBlkSurvey

FilenamePage12

API No. 30-025-46931

DATE	DAILY REPORTS				
	<div>sand: 394800#. ISDP: 3080#. Notes: Pumped 1000 Gals 10% Acid.</div> <div><div>Stage #2 of 37:</div><div>WL as follows: Pump guns down w/9030 gals SW @ 8 BPM &amp; 3500#. Halliburton Fas Drill Fusion 275 plug set @ 17731'. Perforate @ 17716' - 17555'. Frac as follows: SICP 2780#. AIR 85 BPM. ASCP 6665#. Gal SW: 383397. Local 100 mesh sand: 395780#. ISDP: 3480#.</div><div>Notes:</div><div>Frac stage 3 @ report time. EDCC \$0. CTCC \$275,551. EDDC \$0. CTDC \$2,171,697. CTWC \$2,447,248. (PH-C/CW-C/MR-C/RP-C)</div></div> <tr><td>FEB 10 2021</td><td><div><div>Stage #3 of 37:</div><div>WL as follows: Pump guns down w/11214 gals SW @ 8 BPM &amp; 3500#. Halliburton Fas Drill Fusion 275 Plug Set @ 17545'. Perforate @ 17525' - 17365'. Frac as follows: SICP 2940#. AIR 84 BPM. ASCP 7210#. Gal SW: 383385. Local 100 mesh sand: 398060#. ISDP: 3375#.</div><div>Notes:</div><div><div>Stage #4 of 37:</div><div>WL as follows: Pump guns down w/9282 gals SW @ 8 BPM &amp; 3700#. Halliburton Fas Drill Fusion 275 Plug Set @ 17350'. Perforate @ 17335' - 17175'. Frac as follows: SICP 3000#. AIR 85 BPM. ASCP 7430#. Gal SW: 411526. Local 100 mesh sand: 388500#. ISDP: 3620#.</div><div>Notes: Flush &amp; SD mid-stage due to UPP equipment. Pumped 13000 gal over design.</div></div><div><div>Stage #5 of 37:</div><div>WL as follows: Pump guns down w/10542 gals SW @ 8 BPM &amp; 3800#. Halliburton Fas Drill Fusion 275 Plug Set @ 17162'. Perforate @ 17145' - 16983'. Frac as follows: SICP 3100#. AIR 85 BPM. ASCP 7840#. Gal SW: 381553. Local 100 mesh sand: 393780#. ISDP: 3620#.</div><div>Notes:</div><div><div>Stage #6 of 37:</div><div>WL as follows: Pump guns down w/8988 gals SW @ 8 BPM &amp; 4000#. Halliburton Fas Drill Fusion 275 Plug Set @ 16970'. Perforate @ 16955' - 16795'. Frac as follows: SICP 3180#. AIR 84 BPM. ASCP 7685#. Gal SW: 385331. Local 100 mesh sand: 393120#. ISDP: 4135#.</div><div>Notes:</div><div><div>Stage #7 of 37:</div><div>WL as follows: Pump guns down w/10038 gals SW @ 8 BPM &amp; 3900#. Halliburton Fas Drill Fusion 275 Plug Set @ 16782'. Perforate @ 16765' - 16595'. Frac as follows: SICP 3075#. AIR 65 BPM. ASCP 8455#. Gal SW: 384647. Local 100 mesh sand: 398760#. ISDP: 3875#.</div><div>Notes:</div><div>Frac stage 8 @ report time. EDCC \$0. CTCC \$275,551. EDDC \$0. CTDC \$2,171,697. CTWC \$2,447,248. (PH-C/CW-C/MR-C/RP-C)</div></div></div></div></div></td></tr> <tr><td>FEB 11 2021</td><td><div><div>Stage #8 of 37:</div><div>WL as follows: Pump guns down w/7812 gals SW @ 8 BPM &amp; 4200#. Halliburton Fas Drill Fusion 275 Plug Set @ 16582'. Perforate @ 16565' - 16395'. Frac as follows: SICP 4180#. AIR 80 BPM. ASCP 8020#. Gal SW: 391549. Local 100 mesh sand: 398120#. ISDP: 4100#.</div><div>Notes: Pumped 1000 gals of 10% HCL acid while seating ball with pump down.</div></div></td></tr>	FEB 10 2021	<div><div>Stage #3 of 37:</div><div>WL as follows: Pump guns down w/11214 gals SW @ 8 BPM &amp; 3500#. Halliburton Fas Drill Fusion 275 Plug Set @ 17545'. Perforate @ 17525' - 17365'. Frac as follows: SICP 2940#. AIR 84 BPM. ASCP 7210#. Gal SW: 383385. Local 100 mesh sand: 398060#. ISDP: 3375#.</div><div>Notes:</div><div><div>Stage #4 of 37:</div><div>WL as follows: Pump guns down w/9282 gals SW @ 8 BPM &amp; 3700#. Halliburton Fas Drill Fusion 275 Plug Set @ 17350'. Perforate @ 17335' - 17175'. Frac as follows: SICP 3000#. AIR 85 BPM. ASCP 7430#. Gal SW: 411526. Local 100 mesh sand: 388500#. ISDP: 3620#.</div><div>Notes: Flush &amp; SD mid-stage due to UPP equipment. Pumped 13000 gal over design.</div></div><div><div>Stage #5 of 37:</div><div>WL as follows: Pump guns down w/10542 gals SW @ 8 BPM &amp; 3800#. Halliburton Fas Drill Fusion 275 Plug Set @ 17162'. Perforate @ 17145' - 16983'. Frac as follows: SICP 3100#. AIR 85 BPM. ASCP 7840#. Gal SW: 381553. Local 100 mesh sand: 393780#. ISDP: 3620#.</div><div>Notes:</div><div><div>Stage #6 of 37:</div><div>WL as follows: Pump guns down w/8988 gals SW @ 8 BPM &amp; 4000#. Halliburton Fas Drill Fusion 275 Plug Set @ 16970'. Perforate @ 16955' - 16795'. Frac as follows: SICP 3180#. AIR 84 BPM. ASCP 7685#. Gal SW: 385331. Local 100 mesh sand: 393120#. ISDP: 4135#.</div><div>Notes:</div><div><div>Stage #7 of 37:</div><div>WL as follows: Pump guns down w/10038 gals SW @ 8 BPM &amp; 3900#. Halliburton Fas Drill Fusion 275 Plug Set @ 16782'. Perforate @ 16765' - 16595'. Frac as follows: SICP 3075#. AIR 65 BPM. ASCP 8455#. Gal SW: 384647. Local 100 mesh sand: 398760#. ISDP: 3875#.</div><div>Notes:</div><div>Frac stage 8 @ report time. EDCC \$0. CTCC \$275,551. EDDC \$0. CTDC \$2,171,697. CTWC \$2,447,248. (PH-C/CW-C/MR-C/RP-C)</div></div></div></div></div>	FEB 11 2021	<div><div>Stage #8 of 37:</div><div>WL as follows: Pump guns down w/7812 gals SW @ 8 BPM &amp; 4200#. Halliburton Fas Drill Fusion 275 Plug Set @ 16582'. Perforate @ 16565' - 16395'. Frac as follows: SICP 4180#. AIR 80 BPM. ASCP 8020#. Gal SW: 391549. Local 100 mesh sand: 398120#. ISDP: 4100#.</div><div>Notes: Pumped 1000 gals of 10% HCL acid while seating ball with pump down.</div></div>
FEB 10 2021	<div><div>Stage #3 of 37:</div><div>WL as follows: Pump guns down w/11214 gals SW @ 8 BPM &amp; 3500#. Halliburton Fas Drill Fusion 275 Plug Set @ 17545'. Perforate @ 17525' - 17365'. Frac as follows: SICP 2940#. AIR 84 BPM. ASCP 7210#. Gal SW: 383385. Local 100 mesh sand: 398060#. ISDP: 3375#.</div><div>Notes:</div><div><div>Stage #4 of 37:</div><div>WL as follows: Pump guns down w/9282 gals SW @ 8 BPM &amp; 3700#. Halliburton Fas Drill Fusion 275 Plug Set @ 17350'. Perforate @ 17335' - 17175'. Frac as follows: SICP 3000#. AIR 85 BPM. ASCP 7430#. Gal SW: 411526. Local 100 mesh sand: 388500#. ISDP: 3620#.</div><div>Notes: Flush &amp; SD mid-stage due to UPP equipment. Pumped 13000 gal over design.</div></div><div><div>Stage #5 of 37:</div><div>WL as follows: Pump guns down w/10542 gals SW @ 8 BPM &amp; 3800#. Halliburton Fas Drill Fusion 275 Plug Set @ 17162'. Perforate @ 17145' - 16983'. Frac as follows: SICP 3100#. AIR 85 BPM. ASCP 7840#. Gal SW: 381553. Local 100 mesh sand: 393780#. ISDP: 3620#.</div><div>Notes:</div><div><div>Stage #6 of 37:</div><div>WL as follows: Pump guns down w/8988 gals SW @ 8 BPM &amp; 4000#. Halliburton Fas Drill Fusion 275 Plug Set @ 16970'. Perforate @ 16955' - 16795'. Frac as follows: SICP 3180#. AIR 84 BPM. ASCP 7685#. Gal SW: 385331. Local 100 mesh sand: 393120#. ISDP: 4135#.</div><div>Notes:</div><div><div>Stage #7 of 37:</div><div>WL as follows: Pump guns down w/10038 gals SW @ 8 BPM &amp; 3900#. Halliburton Fas Drill Fusion 275 Plug Set @ 16782'. Perforate @ 16765' - 16595'. Frac as follows: SICP 3075#. AIR 65 BPM. ASCP 8455#. Gal SW: 384647. Local 100 mesh sand: 398760#. ISDP: 3875#.</div><div>Notes:</div><div>Frac stage 8 @ report time. EDCC \$0. CTCC \$275,551. EDDC \$0. CTDC \$2,171,697. CTWC \$2,447,248. (PH-C/CW-C/MR-C/RP-C)</div></div></div></div></div>				
FEB 11 2021	<div><div>Stage #8 of 37:</div><div>WL as follows: Pump guns down w/7812 gals SW @ 8 BPM &amp; 4200#. Halliburton Fas Drill Fusion 275 Plug Set @ 16582'. Perforate @ 16565' - 16395'. Frac as follows: SICP 4180#. AIR 80 BPM. ASCP 8020#. Gal SW: 391549. Local 100 mesh sand: 398120#. ISDP: 4100#.</div><div>Notes: Pumped 1000 gals of 10% HCL acid while seating ball with pump down.</div></div>				

MEWBOURNE OIL COMPANY

P. O. BOX 7698

TYLER, TEXAS 75711

Lease

Inland 26 23 B2OJ St Com

Well No

1H

Location

191' FSL & 1247' FEL

County

Lea

ST

NM

Section

26

TwNShp

21S

Rng

34E

Section

Blk

Survey

Filename

Page

13

API No. 30-025-46931

DATE	DAILY REPORTS
	<p><b><u>Stage #9 of 37:</u></b> WL as follows: Pump guns down w/8274 gals SW @ 8 BPM &amp; 4200#. Halliburton Fas Drill Fusion 275 Plug Set @ 16380'. Perforate @ 16365' - 16185'. Frac as follows: SICP 3600#. AIR 80 BPM. ASCP 8005#. Gal SW: 381179. Local 100 mesh sand: 395120#. ISDP: 3980#. <b>Notes:</b> Pumped 1000 gals of 10% HCL acid while seating ball with pump down.</p> <p><b><u>Stage #10 of 37:</u></b> WL as follows: Pump guns down w/7266 gals SW @ 8 BPM &amp; 4100#. Halliburton Fas Drill Fusion 275 Plug Set @ 16172'. Perforate @ 16155' - 15975'. Frac as follows: SICP 3170#. AIR 84 BPM. ASCP 7220#. Gal SW: 381380. Local 100 mesh sand: 395820#. ISDP: 4420#. <b>Notes:</b> Pumped 1000 gals of 10% HCL acid while seating ball with pump down.</p> <p><b><u>Stage #11 of 37:</u></b> WL as follows: Pump guns down w/6552 gals SW @ 8 BPM &amp; 4100#. Halliburton Fas Drill Fusion 275 Plug Set @ 15964'. Perforate @ 15945' - 15765'. Frac as follows: SICP 3345#. AIR 85 BPM. ASCP 7410#. Gal SW: 386097. Local 100 mesh sand: 395540#. ISDP: 4480#. <b>Notes:</b> Pumped 1000 gals of 10% HCL acid while seating ball with pump down.</p> <p><b><u>Stage #12 of 37:</u></b> WL as follows: Pump guns down w/7182 gals SW @ 8 BPM &amp; 4100#. Halliburton Fas Drill Fusion 275 Plug Set @ 15746'. Perforate @ 15735' - 15555'. Frac as follows: SICP 3250#. AIR 85 BPM. ASCP 7430#. Gal SW: 383972. Local 100 mesh sand: 395660#. ISDP: 4380#. <b>Notes:</b> Pumped 1000 gals of 10% HCL acid while seating ball with pump down.</p> <p>Frac stage 13 @ report time. EDCC \$0. CTCC \$275,551. EDDC \$0. CTDC \$2,171,697. CTWC \$2,447,248. (PH-C/CW-C/MR-C/RP-C)</p> <p><b><u>Stage #13 of 37:</u></b> WL as follows: Pump guns down w/6930 gals SW @ 8 BPM &amp; 4200#. Halliburton Fas Drill Fusion 275 Plug Set @ 15538'. Perforate @ 15525' - 15345'. Frac as follows: SICP 3510#. AIR 84 BPM. ASCP 7300#. Gal SW: 377053. Local 100 mesh sand: 395060#. ISDP: 3900#. <b>Notes:</b> Pumped 1000 gals of 10% HCL acid while seating ball w/pump down.</p> <p><b><u>Stage #14 of 37:</u></b> WL as follows: Pump guns down w/6342 gals SW @ 8 BPM &amp; 4200#. Halliburton Fas Drill Fusion 275 Plug Set @ 15330'. Perforate @ 15315' - 15135'. Frac as follows: SICP 3515#. AIR 78 BPM. ASCP 7435#. Gal SW: 384241. Local 100 mesh sand: 395000#. ISDP: 3930#. <b>Notes:</b> Pumped 1000 gals of 10% HCL acid while seating ball w/pump down.</p> <p><b><u>Stage #15 of 37:</u></b> WL as follows: Pump guns down w/7182 gals SW @ 8 BPM &amp; 4100#. Halliburton Fas Drill Fusion 275 Plug Set @ 15117'. Perforate @ 15105' - 14925'. Frac as follows: SICP 3240#. AIR 85 BPM. ASCP 6985#. Gal SW: 391094. Local 100 mesh sand: 395800#. ISDP: 3850#. <b>Notes:</b></p> <p><b><u>Stage #16 of 37:</u></b> WL as follows: Pump guns down w/6636 gals SW @ 8 BPM &amp; 3800#. Halliburton Fas Drill Fusion 275 Plug Set @ 14910'. Perforate @ 14895' - 14728'. Frac as follows: SICP 3150#. AIR 85 BPM. ASCP 6720#. Gal SW: 385397. Local 100 mesh sand: 397000#. ISDP: 3480#.</p>

FEB 12 2021



MEWBOURNE OIL COMPANY  
P. O. BOX 7698  
TYLER, TEXAS 75711

Lease	Inland 26 23 B2OJ St Com		Well No	1H	Location	191' FSL & 1247' FEL	
County	Lea	ST NM	Section	26	TwNShp	21S	Rng 34E
Section	Blk		Survey				
Filename							Page 14

API No. 30-025-46931

DATE	DAILY REPORTS
	<p>Notes:</p> <p><b>Stage #17 of 37:</b> WL as follows: Pump guns down w/7858 gals SW @ 8 BPM &amp; 4100#. Halliburton Fas Drill Fusion 275 Plug Set @ 14710'. Perforate @ 14695' - 14525'. Frac as follows: SICP 3200#. AIR 85 BPM. ASCP 6390#. Gal SW: 374483. Local 100 mesh sand: 397440#. ISDP: 3560#.</p> <p>Notes:</p> <p><b>Stage #18 of 37:</b> WL as follows: Pump guns down w/7602 gals SW @ 8 BPM &amp; 4100#. Halliburton Ultra Plug Set @ 14510'. Perforate @ 14495' - 14325'. Frac as follows: SICP 3180#. AIR 85 BPM. ASCP 6700#. Gal SW: 378267. Local 100 mesh sand: 398340#. ISDP: 3595#.</p> <p>Notes:</p> <p>WL stage 19 @ report time. EDCC \$0. CTCC \$275,551. EDDC \$0. CTDC \$2,171,697. CTWC \$2,447,248. (PH-C/MGW/MR-C/RP-C)</p>
FEB 13 2021	<p><b>Stage #19 of 37:</b> WL as follows: Pump guns down w/7518 gals SW @ 8 BPM &amp; 3900#. Halliburton Ultra plug set @ 14315'. Perforate @ 14295' - 14135'. Frac as follows: SICP 3370#. AIR 78 BPM. ASCP 7470#. Gal SW: 392381. Local 100 mesh sand: 367560#. ISDP: 3990#.</p> <p>Notes:</p> <p>Shut down for weather. EDCC \$0. CTCC \$275,551. EDDC \$0. CTDC \$2,171,697. CTWC \$2,447,248. (MGW/MS-C/CW-C/RP-C)</p>
FEB 14 2021	<p>Shut down for weather. EDCC \$0. CTCC \$275,551. EDDC \$0. CTDC \$2,171,697. CTWC \$2,447,248. (MGW/MS-C/CW-C/RP-C)</p>
FEB 15 2021	<p>Shut down for weather. EDCC \$0. CTCC \$275,551. EDDC \$0. CTDC \$2,171,697. CTWC \$2,447,248.</p>
FEB 16 2021	<p>Frac SD due to sand &amp; weather. EDCC \$0. CTCC \$275,551. EDDC \$0. CTDC \$2,171,697. CTWC \$2,447,248.</p>
FEB 17 2021	<p>Frac SD due to sand &amp; weather. EDCC \$0. CTCC \$275,551. EDDC \$0. CTDC \$2,171,697. CTWC \$2,447,248.</p>
FEB 18 2021	<p>Frac SD due to sand &amp; weather. EDCC \$0. CTCC \$275,551. EDDC \$0. CTDC \$2,171,697. CTWC \$2,447,248.</p>
FEB 19 2021	<p>Frac SD due to sand &amp; weather. EDCC \$0. CTCC \$275,551. EDDC \$0. CTDC \$2,171,697. CTWC \$2,447,248.</p>
FEB 20 2021	<p><b>Stage #20 of 37:</b> WL as follows: Pump guns down w/6258 gals SW @ 8 BPM &amp; 3900#. Halliburton Ultra Plug Set @ 14120'. Perforate @ 14105' - 13945'. Frac as follows: SICP 1850#. AIR 66 BPM. ASCP 7880#. Gal SW: 377715. Local 100 mesh sand: 400800#. ISDP: 3610#.</p> <p>Notes:</p> <p><b>Stage #21 of 37:</b> WL as follows: Pump guns down w/6006 gals SW @ 8 BPM &amp; 3900#. Halliburton Ultra Plug</p>

MEWBOURNE OIL COMPANY

P. O. BOX 7698

TYLER, TEXAS 75711

Lease

Inland 26 23 B2OJ St Com

Well No

1H

Location

191' FSL & 1247' FEL

County

Lea

ST

NM

Section

26

TwNShp

21S

Rng

34E

Section

Blk

Survey

Filename

Page

15

API No. 30-025-46931

DATE	DAILY REPORTS
FEB 21 2021	<p>Set @ 13933'. Perforate @ 13915' - 13755'. Frac as follows: SICP 3840#. AIR 83 BPM. ASCP 7340#. Gal SW: 375494. Local 100 mesh sand: 403380#. ISDP: 3820#. <b>Notes:</b> No acid pumped</p> <p>Frac stage 22 @ report time. EDCC \$0. CTCC \$275,551. EDDC \$0. CTDC \$2,171,697. CTWC \$2,447,248. (MGW/MS-C/CW-C/RP-C)</p> <p><b><u>Stage #22 of 37:</u></b> WL as follows: Pump guns down w/6174 gals SW @ 8 BPM &amp; 3900#. Halliburton Ultra Plug Set @ 13740'. Perforate @ 13725' - 13555'. Frac as follows: SICP 3070#. AIR 84 BPM. ASCP 6190#. Gal SW: 375884. Local 100 mesh sand: 395140#. ISDP: 3260#. <b>Notes:</b> Pumped 500 gal of 10% HCL acid behind ball</p> <p><b><u>Stage #23 of 37:</u></b> WL as follows: Pump guns down w/5880 gals SW @ 8 BPM &amp; 3700#. Halliburton Ultra Plug Set @ 13540'. Perforate @ 13525' - 13355'. Frac as follows: SICP 3040#. AIR 84 BPM. ASCP 6550#. Gal SW: 376130. Local 100 mesh sand: 395940#. ISDP: 3270#. <b>Notes:</b></p> <p><b><u>Stage #24 of 37:</u></b> WL as follows: Pump guns down w/5418 gals SW @ 8 BPM &amp; 3700#. Halliburton Ultra Plug Set @ 13340'. Perforate @ 13325' - 13155'. Frac as follows: SICP 2550#. AIR 85 BPM. ASCP 6130#. Gal SW: 384887. Local 100 mesh sand: 395300#. ISDP: 3620#. <b>Notes:</b></p> <p><b><u>Stage #25 of 37:</u></b> WL as follows: Pump guns down w/5250 gals SW @ 8 BPM &amp; 3700#. Halliburton Ultra Plug Set @ 13140'. Perforate @ 13125' - 12955'. Frac as follows: SICP 2890#. AIR 84 BPM. ASCP 5890#. Gal SW: 379031. Local 100 mesh sand: 401020#. ISDP: 3840#. <b>Notes:</b></p> <p><b><u>Stage #26 of 37:</u></b> WL as follows: Pump guns down w/5124 gals SW @ 8 BPM &amp; 3700#. Halliburton Ultra Plug Set @ 12938'. Perforate @ 12925' - 12755'. Frac as follows: SICP 3020#. AIR 85 BPM. ASCP 6080#. Gal SW: 377851. Local 100 mesh sand: 395140#. ISDP: 3080#. <b>Notes:</b></p> <p><b><u>Stage #27 of 37:</u></b> WL as follows: Pump guns down w/4410 gals SW @ 8 BPM &amp; 3800#. Halliburton Ultra Plug Set @ 12740'. Perforate @ 12725' - 12555'. Frac as follows: SICP 2940#. AIR 85 BPM. ASCP 5940#. Gal SW: 380771. Local 100 mesh sand: 394020#. ISDP: 3130#. <b>Notes:</b></p> <p>Wait to frac stage 28 @ report time. EDCC \$0. CTCC \$275,551. EDDC \$0. CTDC \$2,171,697. CTWC \$2,447,248. (MGW/MS-C/CW-C/RP-C)</p> <p><b><u>Stage #28 of 37:</u></b> WL as follows: Pump guns down w/4116 gals SW @ 8 BPM &amp; 4000#. Halliburton Ultra Plug Set @ 12540'. Perforate @ 12525' - 12365'. Frac as follows: SICP 3290#. AIR 85 BPM. ASCP 6365#. Gal SW: 379071. Local 100 mesh sand: 395400#. ISDP: 4090#. <b>Notes:</b> Pumped 840 gal of 15% HCL acid behind ball</p> <p><b><u>Stage #29 of 37:</u></b> WL as follows: Pump guns down w/3570 gals SW @ 8 BPM &amp; 3900#. Halliburton Ultra Plug</p>

MEWBOURNE OIL COMPANY

P. O. BOX 7698

TYLER, TEXAS 75711

LeaseInland 26 23 B2OJ St ComWell No1HLocation191' FSL & 1247' FEL

CountyLeaSTNMSection26TwtnShp21SRng34E

SectionBlkSurvey

FilenamePage16

API No. 30-025-46931

DATE	DAILY REPORTS
	<p>Set @ 12350'. Perforate @ 12335' - 12175'. Frac as follows: SICP 2980#. AIR 84 BPM. ASCP 6520#. Gal SW: 374949. Local 100 mesh sand: 400380#. ISDP: 3830#. <b>Notes:</b></p> <p><b><u>Stage #30 of 37:</u></b> WL as follows: Pump guns down w/3570 gals SW @ 8 BPM &amp; 3800#. Halliburton Ultra Plug Set @ 12166'. Perforate @ 12145' - 11965'. Frac as follows: SICP 2840#. AIR 85 BPM. ASCP 6060#. Gal SW: 380898. Local 100 mesh sand: 395860#. ISDP: 3350#. <b>Notes:</b></p> <p><b><u>Stage #31 of 37:</u></b> WL as follows: Pump guns down w/2730 gals SW @ 8 BPM &amp; 3700#. Halliburton Ultra Plug Set @ 11948'. Perforate @ 11935' - 11765'. Frac as follows: SICP 2730#. AIR 85 BPM. ASCP 5650#. Gal SW: 376672. Local 100 mesh sand: 395400#. ISDP: 3560#. <b>Notes:</b></p> <p><b><u>Stage #32 of 37:</u></b> WL as follows: Pump guns down w/2814 gals SW @ 8 BPM &amp; 3900#. Halliburton Ultra Plug Set @ 11752'. Perforate @ 11735' - 11565'. Frac as follows: SICP 2870#. AIR 85 BPM. ASCP 5520#. Gal SW: 378806. Local 100 mesh sand: 398680#. ISDP: 3380#. <b>Notes:</b></p> <p><b><u>Stage #33 of 37:</u></b> WL as follows: Pump guns down w/2310 gals SW @ 8 BPM &amp; 3600#. Halliburton Ultra Plug Set @ 11550'. Perforate @ 11535' - 11365'. Frac as follows: SICP 2810#. AIR 85 BPM. ASCP 5440#. Gal SW: 375071. Local 100 mesh sand: 393700#. ISDP: 2920#. <b>Notes:</b></p> <p>WL stage 34 @ report time. EDCC \$0. CTCC \$275,551. EDDC \$0. CTDC \$2,171,697. CTWC \$2,447,248. (MGW/MS-C/CW-C/RP-C)</p> <p><b><u>Stage #34 of 37:</u></b> WL as follows: Pump guns down w/2016 gals SW @ 8 BPM &amp; 3700#. Halliburton Ultra Plug Set @ 11350'. Perforate @ 11335' - 11165'. Frac as follows: SICP 3100#. AIR 85 BPM. ASCP 6010#. Gal SW: 382584. Local 100 mesh sand: 395300#. ISDP: 3200#. <b>Notes:</b></p> <p><b><u>Stage #35 of 37:</u></b> WL as follows: Pump guns down w/1890 gals SW @ 8 BPM &amp; 3700#. Halliburton Ultra Plug Set @ 11154'. Perforate @ 11135' - 10965'. Frac as follows: SICP 2835#. AIR 85 BPM. ASCP 5405#. Gal SW: 378131. Local 100 mesh sand: 392260#. ISDP: 3100#. <b>Notes:</b> Pumped 1000 gals 10% HCl Acid behind ball w/PD</p> <p><b><u>Stage #36 of 37:</u></b> WL as follows: Pump guns down w/1092 gals SW @ 8 BPM &amp; 3700#. Halliburton Ultra Plug Set @ 10950'. Perforate @ 10935' - 10765'. Frac as follows: SICP 2990#. AIR 85 BPM. ASCP 6170#. Gal SW: 380369. Local 100 mesh sand: 395820#. ISDP: 3450#. <b>Notes:</b> Pumped 1000 gals 10% HCl Acid behind ball w/PD</p> <p><b><u>Stage #37 of 37:</u></b> WL as follows: Pump guns down w/1050 gals SW @ 8 BPM &amp; 3700#. Halliburton Ultra Plug Set @ 10750'. Perforate @ 10735' - 10565'. Frac as follows: SICP 3090#. AIR 85 BPM. ASCP 6290#. Gal SW: 382749. Local 100 mesh sand: 401820#. ISDP: 3620#. <b>Notes:</b> Perforated w/Connex charges. Pumped 750 gals 10% HCl Acid behind ball w/PD</p>

MEWBOURNE OIL COMPANY  
P. O. BOX 7698  
TYLER, TEXAS 75711

Lease

Inland 26 23 B2OJ St Com

Well No

1H

Location

191' FSL & 1247' FEL

County

Lea

ST

NM

Section

26

TwNShp

21S

Rng

34E

Section

Blk

Survey

Filename

Page

17

API No. 30-025-46931

DATE	DAILY REPORTS					
	5 min 3540#, 10 min 3440#, 15 min 3390#. AIR 83 BPM. ASCP 6750#. Pumped 357054 BFW. (357054 BLWTR). <b>Frac horizontal Bone Springs w/14996268 gals (&gt;1000 TDS but &lt;10000 TDS) slickwater, carrying 14633990# local 100 mesh sand.</b> RDMO Universal & frac equipment. EDCC \$1,821,870. CTCC \$2,097,421. EDDC \$0. CTDC \$2,171,697. CTWC \$4,269,118. (MGW/MS-C/CW-C/RP-C)					
FEB 24 2021	WO DO. EDCC \$0. CTCC \$2,097,421. EDDC \$0. CTDC \$2,171,697. CTWC \$4,269,118.					
FEB 25 2021	WO DO. EDCC \$0. CTCC \$2,097,421. EDDC \$0. CTDC \$2,171,697. CTWC \$4,269,118.					
FEB 26 2021	WO DO. EDCC \$0. CTCC \$2,097,421. EDDC \$0. CTDC \$2,171,697. CTWC \$4,269,118.					
MAR 01 2021	WO DO. EDCC \$0. CTCC \$2,097,421. EDDC \$0. CTDC \$2,171,697. CTWC \$4,269,118.					
MAR 02 2021	WO DO. EDCC \$0. CTCC \$2,097,421. EDDC \$0. CTDC \$2,171,697. CTWC \$4,269,118.					
MAR 03 2021	WO DO. (357054 BLWTR). EDCC \$0. CTCC \$2,097,421. EDDC \$0. CTDC \$2,171,697. CTWC \$4,269,118.					
MAR 04 2021	WO DO. (357054 BLWTR). EDCC \$0. CTCC \$2,097,421. EDDC \$0. CTDC \$2,171,697. CTWC \$4,269,118.					
MAR 05 2021	SICP 1800#.					
	<u>Time</u> 4:00 P.M.	<u>Ck</u> 33/64"	<u>FCP</u> 900#	<u>BW/hr</u> 200	<u>Sand</u> light	
	SWI. WO DO. Recovered 397 BW in 2 hrs (356657 BLWTR, Recovered 1%). EDCC \$5,000. CTCC \$2,102,421. EDDC \$0. CTDC \$2,171,697. CTWC \$4,274,118. (CMB)					
MAR 08 2021	SWI. WO DO. (356657 BLWTR, Recovered 1%). EDCC \$0. CTCC \$2,102,421. EDDC \$0. CTDC \$2,171,697. CTWC \$4,274,118.					
MAR 09 2021	SWI. WO DO. (356657 BLWTR, Recovered 1%). EDCC \$0. CTCC \$2,102,421. EDDC \$0. CTDC \$2,171,697. CTWC \$4,274,118.					
MAR 10 2021	WO DO. (356657 BLWTR, recovered 1%). EDCC \$0. CTCC \$2,102,421. EDDC \$0. CTDC \$2,171,697. CTWC \$4,274,118.					
MAR 11 2021	WO DO. (356657 BLWTR, recovered 1%). EDCC \$0. CTCC \$2,102,421. EDDC \$0. CTDC \$2,171,697. CTWC \$4,274,118.					
MAR 12 2021	SICP 1600#. MIRU KLX 2 3/8" CT, TTS tools & DO equipment. Held safety meeting & pressure tested to 7500#, held OK. RIH w/3 3/4" Varel bit (SN 1684376), 3 1/8" motor, XRV, hydraulic disconnect, jars, dual flapper, weld on coil connector & 2 3/8" coil tbg to 9650'. Broke circulation w/4.5 BPM & set returns to 9 BPM @ 700#. RIH & drill plugs as follows:					
	Plug #/Depth	Plug Type	Pump / Return Rates / FCP	Drill Time	Between Plugs	Sand

MEWBOURNE OIL COMPANY  
P. O. BOX 7698  
TYLER, TEXAS 75711

Lease

Inland 26 23 B2OJ St Com

Well No

1H

Location

191' FSL & 1247' FEL

County

Lea

ST

NM

Section

26

TwNShp

21S

Rng

34E

Section

Blk

Survey

Filename

Page

18

API No. 30-025-46931

DATE	DAILY REPORTS																																																																																																												
MAR 13 2021	<table><tr><td>37/10750'</td><td>Ultra</td><td>4.5/9/700</td><td>3 mins</td><td>N/A</td><td>Light</td></tr><tr><td>36/10950'</td><td>Ultra</td><td>4.5/9/700</td><td>5 mins</td><td>12 mins</td><td>Light</td></tr><tr><td>35/11154'</td><td>Ultra</td><td>4.5/9/700</td><td>6 mins</td><td>12 mins</td><td>Light</td></tr><tr><td>34/11350'</td><td>Ultra</td><td>4.5/9/700</td><td>4 mins</td><td>11 mins</td><td>Light</td></tr><tr><td>33/11550'</td><td>Ultra</td><td>4.5/9/700</td><td>6 mins</td><td>12 mins</td><td>Light</td></tr><tr><td>32/11752'</td><td>Ultra</td><td>4.5/9/700</td><td>5 mins</td><td>10 mins</td><td>Light</td></tr><tr><td>31/11948'</td><td>Ultra</td><td>4.5/9/700</td><td>7 mins</td><td>10 mins</td><td>Med</td></tr><tr><td>30/12166'</td><td>Ultra</td><td>4.5/9/700</td><td>6 mins</td><td>12 mins</td><td>Med</td></tr><tr><td>29/12350'</td><td>Ultra</td><td>4.5/9/800</td><td>5 mins</td><td>9 mins</td><td>Med</td></tr><tr><td>28/12540'</td><td>Ultra</td><td>4.5/9/800</td><td>5 mins</td><td>12 mins</td><td>Med</td></tr><tr><td>27/12740'</td><td>Ultra</td><td>4.5/9/800</td><td>2 mins</td><td>14 mins</td><td>Med</td></tr><tr><td>26/12938'</td><td>Ultra</td><td>4.5/9/800</td><td>5 mins</td><td>18 mins</td><td>Med</td></tr><tr><td>25/13140'</td><td>Ultra</td><td>4.5/9/800</td><td>4 mins</td><td>18 mins</td><td>Med</td></tr><tr><td>24/13340'</td><td>Ultra</td><td>4.5/9/800</td><td>7 mins</td><td>21 mins</td><td>Med</td></tr><tr><td>23/13540'</td><td>Ultra</td><td>4.5/9/800</td><td>7 mins</td><td>30 mins</td><td>Med</td></tr><tr><td>22/13740'</td><td>Ultra</td><td>4.5/9/900</td><td>7 mins</td><td>19 mins</td><td>Med</td></tr><tr><td>21/13933'</td><td>Ultra</td><td>4.5/9/900</td><td>6 mins</td><td>14 mins</td><td>Med</td></tr><tr><td>20/14120'</td><td>Ultra</td><td>4.5/9/900</td><td>7 mins</td><td>22 mins</td><td>Med</td></tr></table>	37/10750'	Ultra	4.5/9/700	3 mins	N/A	Light	36/10950'	Ultra	4.5/9/700	5 mins	12 mins	Light	35/11154'	Ultra	4.5/9/700	6 mins	12 mins	Light	34/11350'	Ultra	4.5/9/700	4 mins	11 mins	Light	33/11550'	Ultra	4.5/9/700	6 mins	12 mins	Light	32/11752'	Ultra	4.5/9/700	5 mins	10 mins	Light	31/11948'	Ultra	4.5/9/700	7 mins	10 mins	Med	30/12166'	Ultra	4.5/9/700	6 mins	12 mins	Med	29/12350'	Ultra	4.5/9/800	5 mins	9 mins	Med	28/12540'	Ultra	4.5/9/800	5 mins	12 mins	Med	27/12740'	Ultra	4.5/9/800	2 mins	14 mins	Med	26/12938'	Ultra	4.5/9/800	5 mins	18 mins	Med	25/13140'	Ultra	4.5/9/800	4 mins	18 mins	Med	24/13340'	Ultra	4.5/9/800	7 mins	21 mins	Med	23/13540'	Ultra	4.5/9/800	7 mins	30 mins	Med	22/13740'	Ultra	4.5/9/900	7 mins	19 mins	Med	21/13933'	Ultra	4.5/9/900	6 mins	14 mins	Med	20/14120'	Ultra	4.5/9/900	7 mins	22 mins	Med
	37/10750'	Ultra	4.5/9/700	3 mins	N/A	Light																																																																																																							
	36/10950'	Ultra	4.5/9/700	5 mins	12 mins	Light																																																																																																							
	35/11154'	Ultra	4.5/9/700	6 mins	12 mins	Light																																																																																																							
	34/11350'	Ultra	4.5/9/700	4 mins	11 mins	Light																																																																																																							
	33/11550'	Ultra	4.5/9/700	6 mins	12 mins	Light																																																																																																							
	32/11752'	Ultra	4.5/9/700	5 mins	10 mins	Light																																																																																																							
	31/11948'	Ultra	4.5/9/700	7 mins	10 mins	Med																																																																																																							
	30/12166'	Ultra	4.5/9/700	6 mins	12 mins	Med																																																																																																							
	29/12350'	Ultra	4.5/9/800	5 mins	9 mins	Med																																																																																																							
	28/12540'	Ultra	4.5/9/800	5 mins	12 mins	Med																																																																																																							
	27/12740'	Ultra	4.5/9/800	2 mins	14 mins	Med																																																																																																							
	26/12938'	Ultra	4.5/9/800	5 mins	18 mins	Med																																																																																																							
	25/13140'	Ultra	4.5/9/800	4 mins	18 mins	Med																																																																																																							
	24/13340'	Ultra	4.5/9/800	7 mins	21 mins	Med																																																																																																							
	23/13540'	Ultra	4.5/9/800	7 mins	30 mins	Med																																																																																																							
	22/13740'	Ultra	4.5/9/900	7 mins	19 mins	Med																																																																																																							
	21/13933'	Ultra	4.5/9/900	6 mins	14 mins	Med																																																																																																							
	20/14120'	Ultra	4.5/9/900	7 mins	22 mins	Med																																																																																																							
	RIH to plug #19 @ report time. Recovered 1935 bbls while drilling (354722 BLWTR, recovered 1%). EDCC \$0. CTCC \$2,102,421. EDDC \$0. CTDC \$2,171,697. CTWC \$4,274,118. (GH-C/CJ-C)																																																																																																												
FCP 800#. Continue RIH & drill plugs as follows:																																																																																																													
<table><tr><th>Plug #/Depth</th><th>Plug Type</th><th>Pump / Return Rates / FCP</th><th>Drill Time</th><th>Between Plugs</th><th>Sand</th></tr><tr><td>19/14315'</td><td>Ultra</td><td>4.5/9/800</td><td>9 mins</td><td>32 mins</td><td>Med</td></tr></table>	Plug #/Depth	Plug Type	Pump / Return Rates / FCP	Drill Time	Between Plugs	Sand	19/14315'	Ultra	4.5/9/800	9 mins	32 mins	Med																																																																																																	
Plug #/Depth	Plug Type	Pump / Return Rates / FCP	Drill Time	Between Plugs	Sand																																																																																																								
19/14315'	Ultra	4.5/9/800	9 mins	32 mins	Med																																																																																																								
RIH to 14336'. Made 1000' short trip in 114 mins w/no drag. RIH & drill plugs as follows:																																																																																																													
<table><tr><th>Plug #/Depth</th><th>Plug Type</th><th>Pump / Return Rates / FCP</th><th>Drill Time</th><th>Between Plugs</th><th>Sand</th></tr><tr><td>18/14510'</td><td>Ultra</td><td>4.5/9/800</td><td>6 mins</td><td>N/A</td><td>Med</td></tr><tr><td>17/14710'</td><td>Fusion</td><td>4.5/9/800</td><td>10 mins</td><td>43 mins</td><td>Med</td></tr><tr><td>16/14910'</td><td>Fusion</td><td>4.5/9/800</td><td>9 mins</td><td>44 mins</td><td>Med</td></tr><tr><td>15/15117'</td><td>Fusion</td><td>4.5/9/800</td><td>10 mins</td><td>47 mins</td><td>Med</td></tr><tr><td>14/15330'</td><td>Fusion</td><td>4.5/9/800</td><td>8 mins</td><td>50 mins</td><td>Med</td></tr><tr><td>13/15538'</td><td>Fusion</td><td>4.5/9/800</td><td>9 mins</td><td>76 mins</td><td>Med</td></tr><tr><td>12/15746'</td><td>Fusion</td><td>4.5/9/800</td><td>10 mins</td><td>49 mins</td><td>Med</td></tr><tr><td>11/15964'</td><td>Fusion</td><td>4.5/9/800</td><td>DNS</td><td>61 mins</td><td>Med</td></tr><tr><td>10/16172'</td><td>Fusion</td><td>4.5/9/800</td><td>9 mins</td><td>86 mins</td><td>Med</td></tr><tr><td>9/16380'</td><td>Fusion</td><td>4.5/9/800</td><td>5 mins</td><td>90 mins</td><td>Med</td></tr></table>	Plug #/Depth	Plug Type	Pump / Return Rates / FCP	Drill Time	Between Plugs	Sand	18/14510'	Ultra	4.5/9/800	6 mins	N/A	Med	17/14710'	Fusion	4.5/9/800	10 mins	43 mins	Med	16/14910'	Fusion	4.5/9/800	9 mins	44 mins	Med	15/15117'	Fusion	4.5/9/800	10 mins	47 mins	Med	14/15330'	Fusion	4.5/9/800	8 mins	50 mins	Med	13/15538'	Fusion	4.5/9/800	9 mins	76 mins	Med	12/15746'	Fusion	4.5/9/800	10 mins	49 mins	Med	11/15964'	Fusion	4.5/9/800	DNS	61 mins	Med	10/16172'	Fusion	4.5/9/800	9 mins	86 mins	Med	9/16380'	Fusion	4.5/9/800	5 mins	90 mins	Med																																											
Plug #/Depth	Plug Type	Pump / Return Rates / FCP	Drill Time	Between Plugs	Sand																																																																																																								
18/14510'	Ultra	4.5/9/800	6 mins	N/A	Med																																																																																																								
17/14710'	Fusion	4.5/9/800	10 mins	43 mins	Med																																																																																																								
16/14910'	Fusion	4.5/9/800	9 mins	44 mins	Med																																																																																																								
15/15117'	Fusion	4.5/9/800	10 mins	47 mins	Med																																																																																																								
14/15330'	Fusion	4.5/9/800	8 mins	50 mins	Med																																																																																																								
13/15538'	Fusion	4.5/9/800	9 mins	76 mins	Med																																																																																																								
12/15746'	Fusion	4.5/9/800	10 mins	49 mins	Med																																																																																																								
11/15964'	Fusion	4.5/9/800	DNS	61 mins	Med																																																																																																								
10/16172'	Fusion	4.5/9/800	9 mins	86 mins	Med																																																																																																								
9/16380'	Fusion	4.5/9/800	5 mins	90 mins	Med																																																																																																								
RIH to 16410'. Made short trip to LT. While making short trip pulled heavy @ 15101'. Work pipe @ report time. Recovered 4860 bbls while drilling (349862 BLWTR, recovered 2%). EDCC \$0. CTCC \$2,102,421. EDDC \$0. CTDC \$2,171,697. CTWC \$4,274,118. (GH-C/CJ-C)																																																																																																													
FCP 800#. Continue to work pipe from 16525' to 15101'. Circulate hole clean. POOH to																																																																																																													
MAR 14 2021																																																																																																													



MEWBOURNE OIL COMPANY  
P. O. BOX 7698  
TYLER, TEXAS 75711

LeaseInland 26 23 B2OJ St ComWell No1HLocation191' FSL & 1247' FEL

CountyLeaSTNMSection26TwtnShp21SRng34E

SectionBlkSurvey

FilenamePage19

API No. 30-025-46931

DATE	DAILY REPORTS																																																						
	<p>change BHA. SWI &amp; RD TTS tools. SICP 1300#. Held safety meeting &amp; pressure tested to 7500#, held OK. RIH w/3 ¾" Varel bit (SN#1688882), 3 ⅛" motor, XRV, hydraulic disconnect, jars, dual flapper, weld on coil connector &amp; 2 ⅜" coil tbg to 9700'. Broke circulation w/4.5 BPM &amp; set returns to 9 BPM @ 800#. RIH &amp; drill plugs as follows:</p> <table><tr><th>Plug #/Depth</th><th>Plug Type</th><th>Pump / Return Rates / FCP</th><th>Drill Time</th><th>Between Plugs</th><th>Sand</th></tr><tr><td>8/16582'</td><td>Fusion</td><td>4.5/9/800</td><td>11 mins</td><td>N/A</td><td>Light</td></tr><tr><td>7/16782'</td><td>Fusion</td><td>4.5/9/800</td><td>12 mins</td><td>21 mins</td><td>Light</td></tr><tr><td>6/16970'</td><td>Fusion</td><td>4.5/9/800</td><td>27 mins</td><td>54 mins</td><td>Light</td></tr><tr><td>5/17162'</td><td>Fusion</td><td>4.5/9/800</td><td>13 mins</td><td>90 mins</td><td>Light</td></tr><tr><td>4/17350'</td><td>Fusion</td><td>4.5/9/800</td><td>12 mins</td><td>82 mins</td><td>Light</td></tr><tr><td>3/17545'</td><td>Fusion</td><td>4.5/9/800</td><td>6 mins</td><td>106 mins</td><td>Light</td></tr><tr><td>2/17731'</td><td>Fusion</td><td>4.5/9/800</td><td>12 mins</td><td>100 mins</td><td>Light</td></tr><tr><td>1/17900'</td><td>Fasdrill</td><td>4.5/9/800</td><td>6 mins</td><td>100 mins</td><td>Light</td></tr></table> <p>Circulate hole clean. POOH @ report time. Recovered 5085 bbls while drilling (344777 BLWTR, recovered 2%). EDCC \$0. CTCC \$2,102,421. EDDC \$0. CTDC \$2,171,697. CTWC \$4,274,118. (GH-C/CJ-C)</p>	Plug #/Depth	Plug Type	Pump / Return Rates / FCP	Drill Time	Between Plugs	Sand	8/16582'	Fusion	4.5/9/800	11 mins	N/A	Light	7/16782'	Fusion	4.5/9/800	12 mins	21 mins	Light	6/16970'	Fusion	4.5/9/800	27 mins	54 mins	Light	5/17162'	Fusion	4.5/9/800	13 mins	90 mins	Light	4/17350'	Fusion	4.5/9/800	12 mins	82 mins	Light	3/17545'	Fusion	4.5/9/800	6 mins	106 mins	Light	2/17731'	Fusion	4.5/9/800	12 mins	100 mins	Light	1/17900'	Fasdrill	4.5/9/800	6 mins	100 mins	Light
Plug #/Depth	Plug Type	Pump / Return Rates / FCP	Drill Time	Between Plugs	Sand																																																		
8/16582'	Fusion	4.5/9/800	11 mins	N/A	Light																																																		
7/16782'	Fusion	4.5/9/800	12 mins	21 mins	Light																																																		
6/16970'	Fusion	4.5/9/800	27 mins	54 mins	Light																																																		
5/17162'	Fusion	4.5/9/800	13 mins	90 mins	Light																																																		
4/17350'	Fusion	4.5/9/800	12 mins	82 mins	Light																																																		
3/17545'	Fusion	4.5/9/800	6 mins	106 mins	Light																																																		
2/17731'	Fusion	4.5/9/800	12 mins	100 mins	Light																																																		
1/17900'	Fasdrill	4.5/9/800	6 mins	100 mins	Light																																																		
MAR 15 2021	SICP 1300#. POOH. SWI & RDMO KLX CT & DO equipment. Recovered 1200 bbls while drilling (343577 BLWTR, recovered 2% of load). EDCC \$206,270. CTCC \$2,308,691. EDDC \$0. CTDC \$2,171,697. CTWC \$4,480,388. (GH-C/CJ-C)																																																						
MAR 16 2021	Prep to PWOL. (343577 BLWTR, recovered 2% of load). EDCC \$0. CTCC \$2,308,691. EDDC \$0. CTDC \$2,171,697. CTWC \$4,480,388.																																																						
MAR 17 2021	SICP 1350#. (343577 BLWTR, recovered 2%). PWOL for initial sales to 3 Bear MM #213008001 & Inland 26/23 B2OJ St Com #1H Battery @ 3:00 P.M. Switch to pumper gauges. EDCC \$0. CTCC \$2,308,691. EDDC \$0. CTDC \$2,171,697. CTWC \$4,480,388. (CR/DJ)																																																						
MAR 18 2021	FCP 1090# on 40/64" ck. 0 BO, 1344 BW, 68 MCF. LP 75#. (342233 BLWTR, recovered 4%). MI & set equipment for the Inland 26/23 B2PI State Com #1H & Inland 26/23 B2OJ State Com #1H @ the Inland 26/23 B2OJ State Com #1H Battery. EDCC \$815,620. CTCC \$3,124,311. EDDC \$0. CTDC \$2,171,697. CTWC \$5,296,008. (LF/CR/MS/DJ/PAH/EM/JBB)																																																						
MAR 19 2021	FCP 1215# on 40/64" ck. 1117 BO, 3506 BW, 1248 MCF. LP 90#. (338727 BLWTR, recovered 5%).																																																						
MAR 20 2021	FCP 1245# on 32/64" ck. 1040 BO, 2562 BW, 1549 MCF. LP 85#. (336165 BLWTR, recovered 6%).																																																						
MAR 21 2021	FCP 1245# on 36/64" ck. 1468 BO, 3722 BW, 2114 MCF. LP 105#. (332443 BLWTR, recovered 7%).																																																						
MAR 22 2021	FCP 1170# on 37/64" ck. 1554 BO, 3028 BW, 2453 MCF. LP 105#. (329415 BLWTR, recovered 8%).																																																						

MEWBOURNE OIL COMPANY  
P. O. BOX 7698  
TYLER, TEXAS 75711

Lease	Inland 26 23 B2OJ St Com		Well No	1H	Location	191' FSL & 1247' FEL	
County	Lea	ST NM	Section	26	TwtnShp	21S	Rng 34E
Section	Blk		Survey				
Filename						Page	20

API No. 30-025-46931

DATE	DAILY REPORTS
MAR 23 2021	FCP 1140# on 37/64" ck. 1518 BO, 2994 BW, 2471 MCF. LP 110#. (326421 BLWTR, recovered 9%).
MAR 24 2021	FCP 1110# on 37/64" ck. 1566 BO, 2896 BW, 2534 MCF. LP 115#. (323525 BLWTR, recovered 9%).
MAR 25 2021	FCP 1085# on 36/64" ck. 1573 BO, 2726 BW, 2467 MCF. LP 115#. (320799 BLWTR, recovered 10%).
MAR 26 2021	FCP 1065# on 36/64" ck. 1573 BO, 2681 BW, 2494 MCF. LP 110#. (318118 BLWTR, recovered 11%).
MAR 27 2021	FCP 1230# on 30/64" ck. 1323 BO, 2098 BW, 2187 MCF. LP 90#. (316020 BLWTR, recovered 11%).
MAR 28 2021	FCP 1045# on 36/64" ck. 1381 BO, 2133 BW, 2002 MCF. LP 105#. (313887 BLWTR, recovered 12%).
MAR 29 2021	FCP 995# on 36/64" ck. 1456 BO, 2266 BW, 2507 MCF. LP 95#. (311621 BLWTR, recovered 13%).
MAR 30 2021	FCP 915# on 36/64" ck. 1457 BO, 2359 BW, 2238 MCF. LP 100#. (309262 BLWTR, recovered 13%).
MAR 31 2021	FCP 980# on 36/64" ck. 1574 BO, 2416 BW, 2272 MCF. LP 105#. (306846 BLWTR, recovered 14%).
APR 01 2021	FCP 960# on 36/64" ck. 1571 BO, 2402 BW, 2365 MCF. LP 100#. (304444 BLWTR, recovered 15%).
APR 02 2021	FCP 940# on 36/64" ck. 1504 BO, 2296 BW, 2150 MCF. LP 100#. (302148 BLWTR, recovered 15%).
APR 03 2021	FCP 925# on 36/64" ck. 1467 BO, 2185 BW, 2050 MCF. LP 100#. (299963 BLWTR, recovered 16%).
APR 04 2021	FCP 940# on 36/64" ck. 1228 BO, 1897 BW, 1669 MCF. LP 120#. (298066 BLWTR, recovered 17%).
APR 05 2021	FCP 920# on 36/64" ck. 1219 BO, 1857 BW, 1682 MCF. LP 120#. (296209 BLWTR, recovered 17%).
APR 07 2021	MI and set USA Compression 3306TA rental gas lift compressor (Unit #11322). Transferred 10 jts 2 7/8" construction tbg from MOC stock @ L&R Yard. DC \$22,470. TC \$22,470. (RDM/GO/TDR)
JUN 04 2021	SICP 75#. MIRU L&R WS & L&E pump truck. Blew csg down. Pumped 30 BBW w/biocide down csg. ND WH & 10k# frac valve. NU 5k# hydraulic BOP w/adapter spool. Racked &

MEWBOURNE OIL COMPANY  
P. O. BOX 7698  
TYLER, TEXAS 75711

Lease	Inland 26 23 B2OJ St Com		Well No	1H	Location	191' FSL & 1247' FEL			
County	Lea	ST	NM	Section	26	TwNShp	21S	Rng	34E
Section			Blk			Survey			
Filename							Page	21	

API No. 30-025-46931

DATE	DAILY REPORTS																																																																																				
	tallied 299 jts 2 7/8" 6.5# L80 tbg w/P700 IPC (9770.95' T-off) purchased new from Petrosmith. Start RIH w/IPC tbg & GLVs. Left EOT @ 4015'. SWI & SDFD. DC \$13,740. TC \$13,740. (BJ/DJ)																																																																																				
JUN 05 2021	<p>SITP 10#. SICP 20#. Blew well down. Continue RIH w/IPC tbg &amp; GLVs as follows:</p> <table><tr><td>1</td><td>2 7/8" x 7" AS 1X Pkr w/O/O Tool &amp; collar</td><td>9.25'</td></tr><tr><td>1</td><td>2 7/8" 6.5# L80 IPC tbg</td><td>32.72'</td></tr><tr><td>1</td><td>2 7/8" L80 IPC GLV #1</td><td>4.10'</td></tr><tr><td>1</td><td>2 7/8" SN w/collar</td><td>1.10'</td></tr><tr><td>22</td><td>2 7/8" 6.5# L80 IPC tbg</td><td>718.45'</td></tr><tr><td>1</td><td>2 7/8" L80 IPC GLV #2</td><td>4.10'</td></tr><tr><td>25</td><td>2 7/8" 6.5# L80 IPC tbg</td><td>816.21'</td></tr><tr><td>1</td><td>2 7/8" L80 IPC GLV #3</td><td>4.10'</td></tr><tr><td>24</td><td>2 7/8" 6.5# L80 IPC tbg</td><td>783.34'</td></tr><tr><td>1</td><td>2 7/8" L80 IPC GLV #4</td><td>4.10'</td></tr><tr><td>25</td><td>2 7/8" 6.5# L80 IPC tbg</td><td>816.46'</td></tr><tr><td>1</td><td>2 7/8" L80 IPC GLV #5</td><td>4.10'</td></tr><tr><td>24</td><td>2 7/8" 6.5# L80 IPC tbg</td><td>784.56'</td></tr><tr><td>1</td><td>2 7/8" L80 IPC GLV #6</td><td>4.10'</td></tr><tr><td>25</td><td>2 7/8" 6.5# L80 IPC tbg</td><td>815.82'</td></tr><tr><td>1</td><td>2 7/8" L80 IPC GLV #7</td><td>4.10'</td></tr><tr><td>24</td><td>2 7/8" 6.5# L80 IPC tbg</td><td>783.74'</td></tr><tr><td>1</td><td>2 7/8" L80 IPC GLV #8</td><td>4.10'</td></tr><tr><td>25</td><td>2 7/8" 6.5# L80 IPC tbg</td><td>817.99'</td></tr><tr><td>1</td><td>2 7/8" L80 IPC GLV #9</td><td>4.10'</td></tr><tr><td>24</td><td>2 7/8" 6.5# L80 IPC tbg</td><td>785.31'</td></tr><tr><td>1</td><td>2 7/8" L80 IPC GLV #10</td><td>4.10'</td></tr><tr><td>26</td><td>2 7/8" 6.5# L80 IPC tbg</td><td>851.12'</td></tr><tr><td>1</td><td>2 7/8" L80 IPC GLV #11</td><td>4.10'</td></tr><tr><td>50</td><td>2 7/8" 6.5# L80 IPC tbg</td><td>1634.36'</td></tr><tr><td></td><td>Total tbg</td><td>9695.53'</td></tr><tr><td></td><td>KB Correction</td><td>28.50'</td></tr><tr><td></td><td>Tbg set @</td><td>9724.03'</td></tr></table> <p>Set pkr w/22 pts compression &amp; landed tbg hanger through BOP. ND BOP &amp; NU WH. SWI &amp; RDMO L&amp;R WS &amp; L&amp;E pump truck. Left well down. WO swab. Transferred 4 jts 2 7/8" 6.5# L80 tbg w/P700 IPC (130.87' T-off) to MOC stock @ L&amp;R yard. Transferred 10k# frac valve (MOC-P61) to MOC stock @ Divine. DC \$123,430. TC \$137,170. (BJ/DJ/CR)</p>	1	2 7/8" x 7" AS 1X Pkr w/O/O Tool & collar	9.25'	1	2 7/8" 6.5# L80 IPC tbg	32.72'	1	2 7/8" L80 IPC GLV #1	4.10'	1	2 7/8" SN w/collar	1.10'	22	2 7/8" 6.5# L80 IPC tbg	718.45'	1	2 7/8" L80 IPC GLV #2	4.10'	25	2 7/8" 6.5# L80 IPC tbg	816.21'	1	2 7/8" L80 IPC GLV #3	4.10'	24	2 7/8" 6.5# L80 IPC tbg	783.34'	1	2 7/8" L80 IPC GLV #4	4.10'	25	2 7/8" 6.5# L80 IPC tbg	816.46'	1	2 7/8" L80 IPC GLV #5	4.10'	24	2 7/8" 6.5# L80 IPC tbg	784.56'	1	2 7/8" L80 IPC GLV #6	4.10'	25	2 7/8" 6.5# L80 IPC tbg	815.82'	1	2 7/8" L80 IPC GLV #7	4.10'	24	2 7/8" 6.5# L80 IPC tbg	783.74'	1	2 7/8" L80 IPC GLV #8	4.10'	25	2 7/8" 6.5# L80 IPC tbg	817.99'	1	2 7/8" L80 IPC GLV #9	4.10'	24	2 7/8" 6.5# L80 IPC tbg	785.31'	1	2 7/8" L80 IPC GLV #10	4.10'	26	2 7/8" 6.5# L80 IPC tbg	851.12'	1	2 7/8" L80 IPC GLV #11	4.10'	50	2 7/8" 6.5# L80 IPC tbg	1634.36'		Total tbg	9695.53'		KB Correction	28.50'		Tbg set @	9724.03'
1	2 7/8" x 7" AS 1X Pkr w/O/O Tool & collar	9.25'																																																																																			
1	2 7/8" 6.5# L80 IPC tbg	32.72'																																																																																			
1	2 7/8" L80 IPC GLV #1	4.10'																																																																																			
1	2 7/8" SN w/collar	1.10'																																																																																			
22	2 7/8" 6.5# L80 IPC tbg	718.45'																																																																																			
1	2 7/8" L80 IPC GLV #2	4.10'																																																																																			
25	2 7/8" 6.5# L80 IPC tbg	816.21'																																																																																			
1	2 7/8" L80 IPC GLV #3	4.10'																																																																																			
24	2 7/8" 6.5# L80 IPC tbg	783.34'																																																																																			
1	2 7/8" L80 IPC GLV #4	4.10'																																																																																			
25	2 7/8" 6.5# L80 IPC tbg	816.46'																																																																																			
1	2 7/8" L80 IPC GLV #5	4.10'																																																																																			
24	2 7/8" 6.5# L80 IPC tbg	784.56'																																																																																			
1	2 7/8" L80 IPC GLV #6	4.10'																																																																																			
25	2 7/8" 6.5# L80 IPC tbg	815.82'																																																																																			
1	2 7/8" L80 IPC GLV #7	4.10'																																																																																			
24	2 7/8" 6.5# L80 IPC tbg	783.74'																																																																																			
1	2 7/8" L80 IPC GLV #8	4.10'																																																																																			
25	2 7/8" 6.5# L80 IPC tbg	817.99'																																																																																			
1	2 7/8" L80 IPC GLV #9	4.10'																																																																																			
24	2 7/8" 6.5# L80 IPC tbg	785.31'																																																																																			
1	2 7/8" L80 IPC GLV #10	4.10'																																																																																			
26	2 7/8" 6.5# L80 IPC tbg	851.12'																																																																																			
1	2 7/8" L80 IPC GLV #11	4.10'																																																																																			
50	2 7/8" 6.5# L80 IPC tbg	1634.36'																																																																																			
	Total tbg	9695.53'																																																																																			
	KB Correction	28.50'																																																																																			
	Tbg set @	9724.03'																																																																																			
JUN 06 2021	PWOL. (DJ)																																																																																				
JUN 07 2021	TP 286#. CP 913#. 679 BO, 542 BW, 779 MCF. LP 143#. Drop from report.																																																																																				
FEB 02 2022	TP #140. CP 100#. Blew well down. ND WH & NU BOP w/annular. PU tbg & LD tbg hanger. Released pkr (dragging OOH & unable to go down). LD 2 jts tbg. RU On the Mark HO unit & pumped 70 BHO down tbg. Continue POOH w/tbg & LD GLV's. SWI & SDFD. DC \$10,165. TC \$12,947. (WP-C)																																																																																				

MEWBOURNE OIL COMPANY

P. O. BOX 7698

TYLER, TEXAS 75711

Lease

Inland 26 23 B2OJ St Com

Well No

1H

Location

191' FSL & 1247' FEL

County

Lea

ST

NM

Section

26

TwNShp

21S

Rng

34E

Section

Blk

Survey

Filename

Page

22

API No. 30-025-46931

DATE	DAILY REPORTS																																																															
FEB 03 2022	<p>CP 20#. MIRU Endurance, Hydrostatic &amp; Carreon spoolers. RIH w/ESP testing tbg to 8K above the slips as follows:</p> <table><tr><td>1</td><td>5 ½" No Go BP</td><td>0.60'</td></tr><tr><td>4</td><td>4 ½" 13.5# Tailpipe</td><td>162.88'</td></tr><tr><td>1</td><td>XO</td><td>0.80'</td></tr><tr><td>1</td><td>Wellworx Desander</td><td>10.40'</td></tr><tr><td>1</td><td>Sensor</td><td>2.15'</td></tr><tr><td>1</td><td>456 Series Motor 204 HP</td><td>29.85'</td></tr><tr><td>1</td><td>400 Series Seal</td><td>8.17'</td></tr><tr><td>1</td><td>400 Series Seal</td><td>8.17'</td></tr><tr><td>1</td><td>400 Series Gas Sep</td><td>2.25'</td></tr><tr><td>1</td><td>400 Series Gas Sep</td><td>2.65'</td></tr><tr><td>1</td><td>400 Series Pump 1750 (98 Stages)</td><td>17.65'</td></tr><tr><td>1</td><td>400 Series Pump 1750 (98 Stages)</td><td>17.65'</td></tr><tr><td>1</td><td>400 Series Pump 1750 (98 Stages)</td><td>17.65'</td></tr><tr><td>1</td><td>400 Series Pump 1750 (98 Stages)</td><td>17.65'</td></tr><tr><td>1</td><td>400 Series Pump 1750 (82 Stages)</td><td>14.85'</td></tr><tr><td>1</td><td>400 Series Discharge Head</td><td>0.62'</td></tr><tr><td>1</td><td>2 7/8" Seat Nipple</td><td>1.10'</td></tr><tr><td>286</td><td>2 ⅞" 6.5# L80 tbg</td><td><u>9345.62'</u></td></tr><tr><td></td><td>Total tbg</td><td>9673.61'</td></tr><tr><td></td><td>KB Correction</td><td><u>28.00'</u></td></tr><tr><td></td><td>EOT @</td><td>9702.11'</td></tr></table> <p>All tbg tested Ok. Installed cable guards from top of motor to first jt of tbg &amp; cannon clamps on every collar from bottom to top. MIRU Sonic &amp; installed upper cable splice. Landed tbg hanger through BOP. RDMO spooler. ND BOP &amp; NU WH. RDMO L&amp;R WS. SWI &amp; SDFD. DC \$77,911. TC \$90,858. (WP-C)</p>	1	5 ½" No Go BP	0.60'	4	4 ½" 13.5# Tailpipe	162.88'	1	XO	0.80'	1	Wellworx Desander	10.40'	1	Sensor	2.15'	1	456 Series Motor 204 HP	29.85'	1	400 Series Seal	8.17'	1	400 Series Seal	8.17'	1	400 Series Gas Sep	2.25'	1	400 Series Gas Sep	2.65'	1	400 Series Pump 1750 (98 Stages)	17.65'	1	400 Series Pump 1750 (98 Stages)	17.65'	1	400 Series Pump 1750 (98 Stages)	17.65'	1	400 Series Pump 1750 (98 Stages)	17.65'	1	400 Series Pump 1750 (82 Stages)	14.85'	1	400 Series Discharge Head	0.62'	1	2 7/8" Seat Nipple	1.10'	286	2 ⅞" 6.5# L80 tbg	<u>9345.62'</u>		Total tbg	9673.61'		KB Correction	<u>28.00'</u>		EOT @	9702.11'
1	5 ½" No Go BP	0.60'																																																														
4	4 ½" 13.5# Tailpipe	162.88'																																																														
1	XO	0.80'																																																														
1	Wellworx Desander	10.40'																																																														
1	Sensor	2.15'																																																														
1	456 Series Motor 204 HP	29.85'																																																														
1	400 Series Seal	8.17'																																																														
1	400 Series Seal	8.17'																																																														
1	400 Series Gas Sep	2.25'																																																														
1	400 Series Gas Sep	2.65'																																																														
1	400 Series Pump 1750 (98 Stages)	17.65'																																																														
1	400 Series Pump 1750 (98 Stages)	17.65'																																																														
1	400 Series Pump 1750 (98 Stages)	17.65'																																																														
1	400 Series Pump 1750 (98 Stages)	17.65'																																																														
1	400 Series Pump 1750 (82 Stages)	14.85'																																																														
1	400 Series Discharge Head	0.62'																																																														
1	2 7/8" Seat Nipple	1.10'																																																														
286	2 ⅞" 6.5# L80 tbg	<u>9345.62'</u>																																																														
	Total tbg	9673.61'																																																														
	KB Correction	<u>28.00'</u>																																																														
	EOT @	9702.11'																																																														
FEB 04 2022	PWOL @ 45 Hz w/3206# BHP. (CR/DJ)																																																															
FEB 05 2022	TP 100#. CP 20#. 56 BO, 922 BW, 88 MCF. (OT 14 hrs). LP 110#. BHP 2976# PWOL @ 45 Hz.																																																															
FEB 06 2022	TP 395#. CP 70#. 0 BO, 636 BW, 37 MCF. LP 160#. BHP 2871# @ 50 Hz.																																																															
FEB 07 2022	TP 325#. CP 150#. 264 BO, 1240 BW, 239 MCF. LP 150#. BHP 2442# @ 50 Hz. Drop from report.																																																															

MEWBOURNE OIL COMPANY

P. O. BOX 7698

TYLER, TEXAS 75711

Lease

Inland 26/23 B2PI St Com

Well No

1H

Location

205' FSL & 1220' FEL

County

Lea

ST

NM

Section

26

TwNShp

21S

Rng

34E

Section

Blk

Survey

Filename

Page

1

API No.

DATE	DAILY REPORTS
MAY 09 2018	Met with RRC Surveying and staked location @ 205' FSL & 450' FEL, Sec 26 T21S, R34E, Lea Co. NM. (Elevation @ 3677'). Location will be 400' x 450'. GPS 32.44329053, -103.43354187 NAD 83. (BCB)
OCT 23 2018	APD submitted to NMOCD. (BCB)
JAN 16 2020	Met w/RRC Surveying & re-staked location to pad drill w/the Inland 26/23 B2JO State Com #1H. <b>Re-staked location @ 205' FSL &amp; 1220' FEL, Sec 26, T21S, R34E, Lea Co. NM.</b> (Elevation @ 3679'). Approx. 700' of new road needed off SW corner to lease road. A 400' x 400' battery is staked approx. 60' away to the NE. Will need State road ROW in section 27 to access location. Grazing lessee is Merchant Livestock. Location: Lat.: 32.44328351 N, Long.: -103.43610760 W NAD83. (BPS)
FEB 10 2020	MI Trinity Oilfield Service & start building location @ 205' FSL & 1220' FEL, Sec 26, T21S, R34E. (BCB)
FEB 11 2020	Building location. (BCB)
FEB 12 2020	Building location. (BCB)
FEB 13 2020	Building location. (BCB)
FEB 14 2020	Building location. (BCB)
FEB 17 2020	Building location. (BCB)
FEB 18 2020	Building location. (BCB)
FEB 19 2020	Building location. (BCB)
FEB 20 2020	Building location. (BCB)
FEB 21 2020	Building location. (BCB)
FEB 24 2020	Building location. (BCB)
FEB 25 2020	Building location. (BCB)
FEB 26 2020	Building location. (BCB)
FEB 27 2020	Building location. (BCB)
FEB 28 2020	Building location. (BCB)
MAR 02 2020	Building location. (BCB)
MAR 03 2020	Building location. (BCB)
MAR 04 2020	Location finished. Ready for cellar & rathole. Drop from report until further activity. EDDC



MEWBOURNE OIL COMPANY  
P. O. BOX 7698  
TYLER, TEXAS 75711

Lease	Inland 26/23 B2PI St Com		Well No	1H	Location	205' FSL & 1220' FEL	
County	Lea	ST NM	Section	26	TwtnShp	21S	Rng 34E
Section	Blk		Survey				
Filename							Page 2
API No.							

DATE	DAILY REPORTS
	\$60,000. (BCB)
DEC 01 2020	MI Butch's Rathole Service & drill ratholes. No water encountered. Set 100' of 20" conductor pipe & cmt to surface w/Redi-mix. Verified location by GPS @ 205' FSL & 1220' FEL, Sec 26, T21S, R34E, Lea Co., NM. Start MIRU Patterson/UTI #595 from Phoenix 21/22 B2NP Fed Com #1H this A.M. EDCC \$0. CTCC \$0. EDDC \$20,000. CTDC \$80,000. CTWC \$80,000. (SC/KT/FL/RB)
DEC 02 2020	MIRU Patterson/UTI #595 from Phoenix 21/22 B2NP Fed Com #1H w/Brady Welding. Move Day 1. 40% moved in. 10% rigged up. EDCC \$0. CTCC \$0. EDDC \$0. CTDC \$80,000. CTWC \$80,000. (WRM/RB/FL)
DEC 03 2020	Continue MIRU Patterson/UTI #595 w/Brady Welding. Move Day 2. 80% Moved in. 50% Rigged up. EDCC \$0. CTCC \$0. EDDC \$0. CTDC \$80,000. CTWC \$80,000. (WRM/RB/FL)
DEC 04 2020	Continue RU Patterson/UTI #595. Move Day 3. 100% moved in. 75% rigged up. EDCC \$0. CTCC \$0. EDDC \$0. CTDC \$80,000. CTWC \$80,000. (SB-C/DA-C/RB/FL)
DEC 05 2020	950' (850'). Operation: Drlg. Formation: Surface rock - Anhy. Dev @ 748'/1.6°. MW 9.2, Vis 33, TMC \$0. Bit #1, Size 17 ½", Mfg Ult, Type CF716, SN 49312, Jets 10/13's, In @ 100', Made 850' in 8 hrs. PP 1450#, RPM 100, WOB 25K#, PR 106.3. (Finish RU 9, Mix mud 2, PU BHA 2 ½, Cut off conductor 1 ¼, Test mud lines ¼, Drlg 8, Surveys 1 hrs). <b>Remarks:</b> Day 1. Finish RU. Mix spud mud. Cut conductor. PU BHA. <b>Spudded well w/Patterson/UTI #595 @ 9:00 P.M. 12/04/20</b> (NMOCD notified by voicemail). Drlg from 100' to 950' w/surveys. BHA: Bit, Bit sub, Shock sub, Invictus MWD, Roller Reamer, 3-8" DC's, XO, 21-6" DC's, XO. Total BHA: 786.03'. No fluid lost or gained. EDCC \$0. CTCC \$0. EDDC \$165,635. CTDC \$245,635. CTWC \$245,635. (SB-C/DA-C/FL)
DEC 06 2020	1817' (867'). Operation: TOO H to run 13 ⅜" csg. Formation: Red Bed - Anhy. Dev @ 1800'/4.5°. MW 9, Vis 31, PV 3, YP 5, Gels 4/6, pH 7, PF 1, Cl 700, Ca 520, Solids 3.4%. DMC \$5,249. TMC \$5,249. Bit #1, Size 17 ½", Mfg Ult, Type CF716, SN 49312, Jets 10/13's, In @ 100', Out @ 1817', Made 1717' in 26 ½ hrs. PP 1675#, RPM 100, WOB 32K#, PR 46.9. (Drlg 18 ½, Surveys 1 ½, RS ½, Trip 2 ½, Circ 1 hrs). <b>Remarks:</b> Day 2. Drlg from 950' to 1817' w/surveys & RS. Circ. TOO H. BHA: Bit, Bit sub, Shock sub, Invictus MWD, Roller Reamer, 3-8" DC's, XO, 21-6" DC's, XO. Total BHA: 786.03'. No fluid lost or gained. EDCC \$0. CTCC \$0. EDDC \$63,233. CTDC \$308,868. CTWC \$308,868. (SB-C/DA-C/RB/FL)
DEC 07 2020	1817' (0'). Operation: Testing BOPE. Formation: Surface. MW 10, Vis 29, DMC \$2,922. TMC \$8,171. Bit #1, Size 17 ½", Mfg Ult, Type CF716, SN 49312, Jets 10/13's, In @ 100', Out @ 1817', Made 1717' in 26 ½ hrs. (Trip 1, LD BHA 1 ½, Csg 6, Circ 1, Cmt 2 ½, WOC 8, Test 4 hrs). <b>Remarks:</b> Day 3. Finish TOO H. LD BHA. Held safety meeting. RU Butch's & run 13 ⅜" csg. Installed Cameron 13 ⅝" 5k# wellhead w/baseplate. Circ. RU Universal & cmt. WOC. Held safety meeting. NU BOPE w/Man Welding. Testing BOPE. No fluid lost or gained. EDCC \$0. CTCC \$0. EDDC \$170,965. CTDC \$479,833. CTWC \$479,833. (SC/DA-C/FL)
	1 13 ⅜" Weatherford Texas Pattern Shoe 0.67'
	1 13 ⅜" 54.5# J55 ST&C Csg 41.45'
	1 13 ⅜" Float Collar 1.53'
	42 13 ⅜" 54.5# J55 ST&C Csg 1724.64'

MEWBOURNE OIL COMPANY

P. O. BOX 7698

TYLER, TEXAS 75711

Lease	Inland 26/23 B2PI St Com			Well No	1H		Location	205' FSL & 1220' FEL		
County	Lea	ST	NM	Section	26		TwNShp	21S	Rng	34E
Section				Blk			Survey			
Filename								Page	3	
API No.										

DATE	DAILY REPORTS
	<div><div>113 3⁄8" 54.5# J55 ST&amp;C Pup Joint7.00'</div><div>113 3⁄8" Landing Tool31.80'</div><div>Total1807.09'</div><div>Less above KB5.09'</div><div>Set @1802.00'</div></div> <div>(Note: Received 49 jts of 13 3⁄8" 54.5# J55 ST&amp;C csg (2011.09' T-off) from Sooner Pipe - Manufactured by Paragon. Returned 6 jts of 13 3⁄8" 54.5# J55 ST&amp;C csg (245.00' T-off) to Sooner Pipe for credit.)</div> <div>Held safety meeting. Pumped 30 bbl FW spacer. Universal cmt w/1300 sks Class C w/4% Gel, 2#/sk Kol-Seal &amp; 1% CaCl<sub>2</sub> (yd @ 1.74 cuft/sk @ 13.5 PPG). Tail w/200 Class C w/1% CaCl<sub>2</sub> (yd @ 1.34 cu/ft @ 14.8 PPG). Displaced w/273 bbls of FW. Plug down @ 6:00 P.M. 12/06/20. Circ 282 sks of cmt to the pits. (Notified NMOCD by voicemail but did not witness.)</div>
DEC 08 2020	<div>3250' (1433'). Operation: Drlg w/motor &amp; MWD. Formation: Anhy. MW 10, Vis 28, pH 7, Solids 1.7%. TMC \$8,171. Bit #2, Size 12 1⁄4", Mfg Ult, Type RPS 716, SN 51473, PN S423, Jets 3/18's &amp; 4/16's, In @ 1817', Made 1433' in 9 1⁄4 hrs. PP 4800#, RPM 70/120, WOB 28K#, PR 154.9. (Drlg 9 1⁄4 (Rot 6 1⁄2 &amp; Slide 2 3⁄4), Surv 3 1⁄2, Trip 3, Test csg 1⁄2, PU HWDP 1 1⁄2, Drlg plug, floats &amp; cmt 2, PU dir tools &amp; test 3, LD DC's 3⁄4, Install wear bushing 1⁄4, FIT 1⁄4 hrs).</div> <div>Remarks: Day 4. Tested BOPE to 5000# high/250# low &amp; Annular to 3500# high/250# low (Notified NMOCD by voicemail but did not witness). Tested standpipe &amp; mudlines back to pumps to 5000#. Install wear bushing. LD 8" DC's. PU dir tools &amp; test. TIH. PU HWDP. At 2:30 P.M. 12/07/20 tested csg to 1500#, held OK. Drlg plug, floats &amp; cmt. Drlg from 1817' to 1827'. FIT to 10.5 PPG EMW. Drlg from 1827' to 3250' w/surveys. BHA: Bit, AEP 2.12° fxd motor w/0.16 rpg, UBHO, 2-NMDC's, 3-8" spiral DC's, XO, 15-6" DC's, Jars, 6-6" DC's, XO, 33-4" HWDP. Total BHA 1897.84'. No fluid lost or gained. Last Survey: MD 3041' (TVD 3034.1') Inc 5.9° Azm 100.5°. EDCC \$0. CTCC \$0. EDDC \$78,598. CTDC \$558,431. CTWC \$558,431. (SC/DA-C/FL)</div>
DEC 09 2020	<div>4700' (1450'). Operation: Drlg w/motor &amp; MWD. Formation: Lime - Dolo. MW 10.1, Vis 29, PV 0, YP 0, pH 8, PF 0, MF 0.25, Cl 172000, Ca 2280, Sand 0.1, Solids 3.5%. DMC \$1,991. TMC \$10,162. Bit #2, Size 12 1⁄4", Mfg Ult, Type RPS716, SN 51473, PN S423, Jets 3/18's &amp; 4/16's, In @ 1817', Made 2883' in 29 1⁄4 hrs. PP 2375#, RPM 70/76, WOB 20k#, PR 72.5. (Drlg 20 (Rot 13 &amp; Slide 7), Surv 3 1⁄2, RS 1⁄2 hrs).</div> <div>Remarks: Day 5. Drlg from 3250' to 4700' w/surveys &amp; RS. BHA: Bit, AEP 2.12° fxd motor w/0.16 rpg, UBHO, 2-NMDC's, 3-8" spiral DC's, XO, 15-6" DC's, Jars, 6-6" DC's, XO, 33-4" HWDP. Total BHA 1897.84'. Last Survey: MD 4526' (TVD 4510.7') Inc 5.1° Azm 99.9°. Started losing 100 BPH @ 4142'. Daily mud lost 1800 bbls. Total mud lost 1800 bbls. EDCC \$0. CTCC \$0. EDDC \$73,508. CTDC \$631,939. CTWC \$631,939. (SC/DA-C/FL/KT)</div>
DEC 10 2020	<div>5760' (1060'). Operation: Short trip @ 9 5⁄8" csg pt. Formation: Anhy - Dolo. MW 8.8, Vis 28, PV 0, YP 0, pH 7, PF 0.05, MF 0.15, Cl 43000, Ca 880, Solids 1%. DMC \$6,101. TMC \$16,263. Bit #2, Size 12 1⁄4", Mfg Ult, Type RPS716, SN 51473, PN S423, Jets 3/18's &amp; 4/16's, In @ 1817', Made 3943' in 49 1⁄2 hrs. PP 1650#, RPM 60/69, WOB 25k#, PR 52.3. (Drlg 20 1⁄4 (Rot 17 3⁄4 &amp; Slide 2 1⁄2), Surv 2 1⁄2, Circ 3⁄4, Trip 1⁄2 hrs).</div> <div>Remarks: Day 6. Drlg from 4700' to 4759'. Lost returns @ 4759' &amp; could not regain. Drlg from 4759' to 5760' w/no returns. Pump sweep. TOOH. BHA: Bit, AEP 2.12° fxd motor w/0.16 rpg, UBHO, 2-NMDC's, 3-8" spiral DC's, XO, 15-6" DC's, Jars, 6-6" DC's, XO, 33-4" HWDP. Total BHA 1897.84'. Last Survey: MD 5639' (TVD</div>

MEWBOURNE OIL COMPANY  
P. O. BOX 7698  
TYLER, TEXAS 75711

Lease	Inland 26/23 B2PI St Com		Well No	1H	Location	205' FSL & 1220' FEL	
County	Lea	ST NM	Section	26	TwShp	21S	Rng 34E
Section	Blk		Survey				
Filename							Page 4
API No.							

DATE	DAILY REPORTS																																													
DEC 11 2020	<p><b>5618.0') Inc 6.3° Azm 104.5°.</b> Daily mud lost 10200 bbls. Total mud lost 12000 bbls. EDCC \$0. CTCC \$0. EDDC \$93,030. CTDC \$724,969. CTWC \$724,969. (SC/DA-C/KT)</p> <p>5760' (0'). Operation: Cmting 9 5/8" csg. Formation: Dolo. MW 8.4, Vis 28, Cl 800, Ca 160, Solids 1%. DMC \$1,890. TMC \$18,153. Bit #2, Size 12 1/4", Mfg Ult, Type RPS716, SN 51473, PN S423, Jets 3/18's &amp; 4/16's, In @ 1817', Out @ 5760', Made 3943' in 49 1/2 hrs. PP 1630#, (Circ 1 3/4, Trip 6 1/4, LD dir tools 1 1/2, Pull wear bushing 1/2, Run csg 8 1/2, Cmt 5 1/2 hrs).</p> <p><b>Remarks:</b> Day 7. TOO H to 3600' w/no drag. TIH to 5760' w/no drag or fill. Pump sweep. Spot 200 bbls of DMA on btm. TOO H. LD dir tools. Pull wear bushing. Held safety meeting. RU Butch's &amp; run 9 5/8' csg. <b>Set Cameron mandrel hanger through BOP w/110k#.</b> Pump csg capacity w/no returns. RU Universal &amp; cmt. BHA: Bit, AEP 2.12° fxd motor w/0.16 rpg, UBHO, 2-NMDC's, 3-8" spiral DC's, XO, 15-6" DC's, Jars, 6-6" DC's, XO, 33-4" HWDP. Total BHA 1897.84'. Daily mud lost 500 bbls. Total mud lost 12500 bbls. EDCC \$0. CTCC \$0. EDDC \$242,299. CTDC \$967,268. CTWC \$967,268. (PH-C/LB-C/KT)</p> <table><tr><td>1</td><td>Weatherford Float Shoe</td><td>1.55'</td></tr><tr><td>1</td><td>9 5/8" 40# HCL80 LT&amp;C Csg</td><td>47.15'</td></tr><tr><td>1</td><td>Weatherford Float Collar</td><td>1.25'</td></tr><tr><td>36</td><td>9 5/8" 40# HCL80 LT&amp;C Csg</td><td>1599.41'</td></tr><tr><td>9</td><td>9 5/8" 40# J55 LT&amp;C Csg</td><td>359.35'</td></tr><tr><td>1</td><td>Weatherford ECP set @ 3719'</td><td>16.54'</td></tr><tr><td>1</td><td>Weatherford DV Tool @ 3709'</td><td>10.02'</td></tr><tr><td>21</td><td>9 5/8" 40# J55 LT&amp;C Csg</td><td>838.18'</td></tr><tr><td>64</td><td>9 5/8" 36# J55 LT&amp;C Csg</td><td>2620.55'</td></tr><tr><td>5</td><td>9 5/8" 40# HCL80 LT&amp;C Csg</td><td>215.91'</td></tr><tr><td>1</td><td>9 5/8" 40# N80 LT&amp;C Csg Pup Jt</td><td>4.98'</td></tr><tr><td>1</td><td>9 5/8" Landing Tool</td><td>33.50'</td></tr><tr><td></td><td>Total</td><td>5748.39'</td></tr><tr><td></td><td>Less above KB</td><td>3.39'</td></tr><tr><td></td><td>Csg set @</td><td>5745.00'</td></tr></table> <p>(Note: Received 42 jts of 9 5/8" 40# HCL80 LT&amp;C csg (1862.47' T-off) Manufactured by Borusan, 30 jts of 9 5/8" 40# J55 LT&amp;C csg (1197.53' T-off) Manufactured by Vyksa &amp; 79 jts of 9 5/8" 36# J55 LT&amp;C csg (3221.25' T-off) Manufactured by Tuper &amp; Chung Hung Steel from Energy Tubulars. Returned 15 jts of 9 5/8" 36# J55 LT&amp;C csg (600.70' T-off) to Energy Tubulars for credit.)</p>	1	Weatherford Float Shoe	1.55'	1	9 5/8" 40# HCL80 LT&C Csg	47.15'	1	Weatherford Float Collar	1.25'	36	9 5/8" 40# HCL80 LT&C Csg	1599.41'	9	9 5/8" 40# J55 LT&C Csg	359.35'	1	Weatherford ECP set @ 3719'	16.54'	1	Weatherford DV Tool @ 3709'	10.02'	21	9 5/8" 40# J55 LT&C Csg	838.18'	64	9 5/8" 36# J55 LT&C Csg	2620.55'	5	9 5/8" 40# HCL80 LT&C Csg	215.91'	1	9 5/8" 40# N80 LT&C Csg Pup Jt	4.98'	1	9 5/8" Landing Tool	33.50'		Total	5748.39'		Less above KB	3.39'		Csg set @	5745.00'
1	Weatherford Float Shoe	1.55'																																												
1	9 5/8" 40# HCL80 LT&C Csg	47.15'																																												
1	Weatherford Float Collar	1.25'																																												
36	9 5/8" 40# HCL80 LT&C Csg	1599.41'																																												
9	9 5/8" 40# J55 LT&C Csg	359.35'																																												
1	Weatherford ECP set @ 3719'	16.54'																																												
1	Weatherford DV Tool @ 3709'	10.02'																																												
21	9 5/8" 40# J55 LT&C Csg	838.18'																																												
64	9 5/8" 36# J55 LT&C Csg	2620.55'																																												
5	9 5/8" 40# HCL80 LT&C Csg	215.91'																																												
1	9 5/8" 40# N80 LT&C Csg Pup Jt	4.98'																																												
1	9 5/8" Landing Tool	33.50'																																												
	Total	5748.39'																																												
	Less above KB	3.39'																																												
	Csg set @	5745.00'																																												
DEC 12 2020	<p>6513' (753'). Operation: Drlg w/motor &amp; MWD. Formation: Sand - Lime. MW 9.1, Vis 28, TMC \$18,153. Bit #3, Size 8 3/4", Mfg Ult, Type RPS616, SN 54273, Jets 6/16's, In @ 5760', Made 753' in 5 3/4 hrs. PP 4530#, RPM 60/150, WOB 35k#, PR 131.0. (Cmt 1, WOC 8, Trip 5, Drlg plug, floats &amp; cmt 2 3/4, Test csg 1/2, Drlg 5 3/4 (Rot 4 1/4 &amp; Slide 1 1/2), Surv 3/4, FIT 1/4 hrs).</p> <p><b>Remarks:</b> Day 8. Finish cmting. WOC. RD cmtrs. LD ldg tool. Set pack-off &amp; test to 5k#. Install wear bushing. RS. Replace saver sub. PU dir tools &amp; test. TIH to 3716'. Drlg DV tool. TIH to 5649'. <b>At 8:30 P.M. 12/11/20 tested csg to 1500# for 30 min, held OK.</b> Drlg plug, floats &amp; cmt. Drlg from 5760' to 5770'. <b>FIT to 10.0 PPG EMW.</b> Drlg from 5770' to 6513' w/surveys. BHA: Bit, AEP 1.83° fxd motor w/0.23 rpg, IBS, UBHO, 2-NMDC's, Roller reamer, XO, 21-6" DC's, XO, 33-4" HWDP. Total BHA 1785.99'. No fluid lost or gained. <b>Last Survey: MD 6171' (TVD 6147.1') Inc 4.2° Azm 84.4°.</b> EDCC \$0. CTCC \$0. EDDC \$108,066. CTDC \$1,056,329. CTWC \$1,056,329. (PH-C/LB-C/KT)</p>																																													

MEWBOURNE OIL COMPANY  
P. O. BOX 7698  
TYLER, TEXAS 75711

Lease	Inland 26/23 B2PI St Com		Well No	1H	Location	205' FSL & 1220' FEL	
County	Lea	ST NM	Section	26	TwShp	21S	Rng 34E
Section	Blk		Survey				
Filename							Page 5
API No.							

DATE	DAILY REPORTS
	<p>Held safety meeting. Pumped 30 bbls FW spacer. UPP cmt 1<sup>st</sup> stage lead w/425 sks Lite Premium Plus C (65:35) w/6% Gel, 3% Salt, 2#/sk Kolseal &amp; 0.3% Dispersant (yd @ 2.01 cuft/sk @ 12.5 PPG). Tail w/200 sks Premium Plus C w/0.2% Fluid loss (yd @ 1.33 cuft/sk @ 14.8 PPG). Plug down @ 3:30 A.M. 11/11/20. Set ECP w/2354#. Drop bomb &amp; open DV tool w/856#. Did not circ cmt of off DV tool. Cmt 2<sup>nd</sup> stage lead w/800 sks Lite Premium Plus C (65:35) w/6% Gel, 3% Salt, 2#/sk Kolseal &amp; 0.3% Dispersant (yd @ 2.01 cuft/sk @ 12.5 PPG). Tail w/100 sks Premium Plus C w/0.2% Fluid loss (yd @ 1.33 cuft/sk @ 14.8 PPG). Plug down @ 6:45 A.M. 11/11/20. Circ 25 sks of cmt to the pit. (Notified NMOCd with voicemail but did not witness).</p>
DEC 13 2020	<p>8674' (2161'). Operation: Drlg w/motor &amp; MWD. Formation: Sand - Lime. MW 9.2, Vis 29, PV 2, YP 2, Gels 2/1, pH 7, MF 0.2, Cl 60000, Ca 920, DMC \$3,219. TMC \$21,372. Bit #3, Size 8 ¾", Mfg Ult, Type RPS616, SN 54273, Jets 6/16's, In @ 5760', Made 2914' in 26 hrs. PP 5100#, RPM 60/161, WOB 40K#, PR 106.7. (Drlg 20 ¼ (Rot 18 &amp; Slide 2 ¼), Surv 3 ¼, RS ½ hrs). <b>Remarks:</b> Day 9. Drlg from 6513' to 8674' w/surveys &amp; RS. BHA: Bit, AEP 1.83° fxd motor w/0.23 rpg, IBS, UBHO, 2-NMDC's, Roller reamer, XO, 21-6" DC's, XO, 33-4" HWDP. Total BHA 1785.99'. No fluid lost or gained. <b>Last Survey: MD 8488' (TVD 8455.1') Inc 5.7° Azm 103.9°.</b> EDCC \$0. CTCC \$0. EDDC \$78,922. CTDC \$1,135,251. CTWC \$1,135,251. (PH-C/LB-C/KT)</p>
DEC 14 2020	<p>9524' (850'). Operation: TOOHe to PU curve assy. Formation: Sand - Lime. MW 9.1, Vis 33, PV 1, YP 0, Gels 1/1, pH 11, MF 3.6, Cl 65000, Ca 920, DMC \$7,016. TMC \$28,388. Bit #3, Size 8 ¾", Mfg Ult, Type RPS616, SN 54273, Jets 6/16's, In @ 5760', Made 3764' in 45 ½ hrs. PP 4200#, RPM 60/141, WOB 40K#, PR 43.6. (Drlg 19 ½ (Rot 18 ¼ &amp; Slide 2 ¼), Surv 1 ¼, RS ½, Circ ¼, Trip 2 ½ hrs). <b>Remarks:</b> Day 10. Drlg from 8674' to 9524' w/surveys &amp; RS. Circ. TOOHe. BHA: Bit, AEP 1.83° fxd motor w/0.23 rpg, IBS, UBHO, 2-NMDC's, Roller reamer, XO, 21-6" DC's, XO, 33-4" HWDP. Total BHA 1785.99'. No fluid lost or gained. <b>Last Survey: MD 9414' (TVD 9379.8') Inc 1.6° Azm 159.6°.</b> EDCC \$0. CTCC \$0. EDDC \$58,319. CTDC \$1,193,570. CTWC \$1,193,570. (PH-C/LB-C/KT)</p>
DEC 15 2020	<p>9855' (331'). Operation: Drlg w/motor &amp; MWD. Formation: Sand - Lime. MW 9.2, Vis 32, PV 3, YP 5, Gels 11/8, pH 10.5, WL 7, PF 1.5, MF 3.7, Cl 65000, Ca 200, Solids 2.6%. DMC \$2,489. TMC \$30,877. Bit #3, Size 8 ¾", Mfg Ult, Type RPS616, SN 54273, Jets 6/16's, In @ 5760', Out @ 9524', Made 3764' in 45 ½ hrs. Bit #4, Size 8 ¾", Mfg Trx, Type TXD713, SN S12090, Jets 7/16's, In @ 9524', Made 331' in 11 ¼ hrs. PP 3400#, RPM 25/148, WOB 25k#, PR 29.4. (Trip 9 ¾, Replace dir tools &amp; test 1 ¾, RS ½, Wash &amp; ream ½, Drlg 11 ¼, Surv ¼ hrs). <b>Remarks:</b> Day 11. TOOHe to PU curve assy. Replace dir tools &amp; test. TIH to 2100'. RS. TIH. Wash &amp; ream 30' to btm. Drlg from 9524' to 9855' w/surveys. BHA: Bit, AEP 2.25° fxd motor w/0.28 rpg, UBHO, NMDC, Flex NMDC, XO, 33-4" HWDP, XO, 15-6" DC's, Jars, 6-6" DC's, XO. Total BHA 1800.20'. No fluid lost or gained. <b>Last Survey: MD 9622' (TVD 9587.8') Inc 0.3° Azm 178.3°.</b> EDCC \$0. CTCC \$0. EDDC \$72,615. CTDC \$1,266,185. CTWC \$1,266,185. (PH-C/LB-C/KT)</p>
DEC 16 2020	<p>10511' (656'). Operation: Drlg w/motor &amp; MWD. Formation: 90% Lime - 10% Shale. MW 9.2, Vis 33, PV 4, YP 8, Gels 5/9, pH 10, WL 9, PF 1.2, MF 0.9, Cl 68000, Ca 120, Solids 2.9%. DMC \$1,033. TMC \$31,910. Bit #4, Size 8 ¾", Mfg Trx, Type TXD713, SN S12090, Jets 7/16's, In @ 9524', Made 987' in 31 ¼ hrs. PP 4840#, RPM 25/154, WOB 35k#, PR 32.8. (Drlg 20 (Rot 5 ¾ &amp; Slide 14 ¼), Surv 4 hrs). <b>Remarks:</b> Day 12. Drlg from 9855' to 10511' w/surveys. BHA: Bit, AEP 2.25° fxd motor w/0.28 rpg, UBHO, NMDC, Flex NMDC, XO, 33-4" HWDP,</p>



MEWBOURNE OIL COMPANY

P. O. BOX 7698

TYLER, TEXAS 75711

Lease	Inland 26/23 B2PI St Com		Well No	1H	Location	205' FSL & 1220' FEL	
County	Lea	ST NM	Section	26	TwtnShp	21S	Rng 34E
Section			Blk	Survey			
Filename							Page 6
API No.							

DATE	DAILY REPORTS
	XO, 15-6" DC's, Jars, 6-6" DC's, XO. Total BHA 1800.20'. No fluid lost or gained. BG 201 units. CG 312 units. EDCC \$0. CTCC \$0. EDDC \$43,976. CTDC \$1,310,161. CTWC \$1,310,161. (PH-C/LB-C/KT/FL)  9808' MD (9773.7' TVD) 2.8° Inc @ 344.6° Azm 9902' MD (9866.7' TVD) 13.6° Inc @ 356.5° Azm 9995' MD (9955.3' TVD) 22.0° Inc @ 355.8° Azm 10087' MD (10037.5' TVD) 31.1° Inc @ 1.7° Azm 10180' MD (10113.7' TVD) 38.7° Inc @ 1.8° Azm 10272' MD (10182.3' TVD) 44.7° Inc @ 1.3° Azm 10410' MD (10266.3' TVD) 58.8° Inc @ 359.0° Azm
DEC 17 2020	10714' (203'). Operation: Running 7" csg. Formation: 100% Sand. MW 9.2, Vis 34, PV 10, YP 4, Gels 24/14, pH 10, WL 14, PF 0.9, MF 2.7, Cl 63000, Ca 200, Solids 2.7%. DMC \$2,075. TMC \$33,985. Bit #4, Size 8 ¾", Mfg Trx, Type TXD713, SN S12090, Jets 7/16's, In @ 9524', Out @ 10714', Made 1190' in 39 ½ hrs. PP 4100#, RPM 25/154, WOB 35k#, PR 24.6. (Drlg 8 ¼ (Rot 1 ¾ & Slide 6 ½), Surv 1 ½, Circ 1 ¼, Trip 8 ½, LD dir tools 1, Run csg 3, Pull wear bushing ½ hrs). <b>Remarks:</b> Day 13. Drlg from 10511' to 10714' w/surveys. Circ. TOO. LD 6" DC's. LD dir tools. Pull wear bushing. Held safety meeting. RU Butch's & run 7" csg w/torque turn. BHA: Bit, AEP 2.25° fxd motor w/0.28 rpg, UBHO, NMDC, Flex NMDC, XO, 33-4" HWDP, XO, 15-6" DC's, Jars, 6-6" DC's, XO. Total BHA: 1800.20'. No fluid lost or gained. BG 269 units. CG 445 units. EDCC \$0. CTCC \$0. EDDC \$41,170. CTDC \$1,351,331. CTWC \$1,351,331. (PH-C/LB-C/KT/FL)  10456' MD (10288.9' TVD) 62.2° Inc @ 358.8° Azm 10550' MD (10325.7' TVD) 71.7° Inc @ 358.1° Azm 10642' MD (10348.2' TVD) 80.6° Inc @ 358.3° Azm Projected to the bit @ 10714' MD (10356.2' TVD) 86.3° Inc @ 359.0° Azm
DEC 18 2020	10714' (0'). Operation: WOC - PU dir tools & test. Formation: 100% Sand. DMC \$3,955. TMC \$37,940. Bit #5, Size 6 ⅝", Mfg NOV, Type TKC63, SN A271890, Jets 3/10's & 3/12's, In @ 10714', Made 0' in 0 hrs. (Run Csg 11 ½, Circ 3 ¼, Cmt 3 ¾, WOC 5 ½ hrs). <b>Remarks:</b> Day 14. Finish running 7" csg. <b>Set Cameron mandrel hanger through BOP w/215k#.</b> Circ csg capacity. RU Universal & cmt. WOC. LD landing jt. Set & test pack off to 5000#. Install wear bushing. Clean pits. PU dir tools & test. BHA: Bit, 4.75" Orbit RSS, UBHO, Filter sub, Tomax, AEP 0° fxd mtr w/0.49 rpg, 1-4" HWDP, Safety jt, 2-4" HWDP, Drill & ream. Total BHA 209.12'. No fluid lost or gained. EDCC \$0. CTCC \$0. EDDC \$349,821. CTDC \$1,701,152. CTWC \$1,701,152. (PH-C/DA-C/RR/FL)  1 Weatherford Float Shoe 1.50' 1 7" 29# HCP110 LT&C Csg 42.67' 1 Weatherford Float Collar 1.50' 72 7" 29# HCP110 LT&C Csg 3097.76' 49 7" 29# HCP110 LT&C Bond Coated Csg 2099.91' 126 7" 29# HCP110 LT&C Csg 5420.04' 1 7" 29# HCP110 LT&C Csg Pup Jt 4.98' 1 7" Landing Tool 33.50' Total 10701.86'



MEWBOURNE OIL COMPANY  
P. O. BOX 7698  
TYLER, TEXAS 75711

Lease	Inland 26/23 B2PI St Com		Well No	1H	Location	205' FSL & 1220' FEL	
County	Lea	ST NM	Section	26	TwNShp	21S	Rng 34E
Section	Blk		Survey				
Filename							Page 7
API No.							

DATE	DAILY REPORTS
	<div>Less above KB2.86'</div> <div>Csg set @10699.00'</div> <div>(Note: Received 210 jts of 7" 29# HCP110 LT&amp;C csg (9035.52' T-off) &amp; 49 jts of 7" 29# HCP110 LT&amp;C bond coated csg (2099.91' T-off) from Sooner pipe - Manufactured by USS. Returned 11 jts of 7" 29# HCP110 LT&amp;C csg (475.05' T-off) to Sooner Pipe for credit.)</div> <div>Held safety meeting. Pumped 30 bbls FW spacer. Universal cmt w/500 sks Class C w/4% Gel, 0.25%, 0.4% Suspension agent, 0.7% Retarder, 0.02% Defoamer, &amp; 2% Citric acid (yd @ 3.18 cuft/sk @ 10.5 PPG). Tail w/400 sks Class H w/0.4% Defoamer &amp; 0.2% Reducer (yd @ 1.18 cuft/sk @ 15.5 PPG). Displaced w/395 bbls OBM. Plug down @ 12:30 A.M. 12/18/20. Circ 133 sks cmt to pits. (Notified Bertha w/NMOCD but did not witness.)</div>
DEC 19 2020	<div>10975' (261'). Operation: Drlg w/RSS. Formation: 100% Sand. MW 9.6, Vis 67, PV 20, YP 12, Gels 8/10, HTHP 12, ES 390, Lime 3.5, Cl 39000, O/W 77/23, Solids 2.8%. DMC \$411. TMC \$38,351. Bit #5, Size 6 1/8", Mfg NOV, Type TKC63, SN A271892, Jets 3/10's &amp; 3/12's, In @ 10714', Made 261' in 6 3/4 hrs. PP 4230#, RPM 60/147, WOB 15K#, PR 38.7. (WOC 2 1/2, Swivel Packing 1 1/2, RS 1, Test 3/4, Drlg cmt 2 1/4, Drlg 6 3/4, Surveys 1/2, Trip 8 3/4 hrs). <b>Remarks:</b> Day 15. WOC. PU dir tools &amp; test. Cut drlg line. Replace swivel packing. RS. TIH. <b>At 7:45 P.M. 12/18/20, tested csg to 1500# for 30 mins, held OK.</b> Drlg plug, float &amp; cmt. Drlg from 10714' to 10724'. <b>FIT to 10.5 PPG EMW.</b> Drlg from 10724' to 10975' w/surveys. BHA: Bit, 4.75" RSS, UBHO, Filter sub, Tomax, AEP motor w/0.49 rpg, 1-4" HWDP, Safety jt, 2-4" HWDP, Drill &amp; ream. Total BHA 209.26'. No fluid lost or gained. <b>Last Survey: MD 10832' (TVD 10364.7') Inc 87.8° Azm 0.1°. Drilled 276' of 7220' lateral.</b> BG 94 units. CG 58 units. TG 1022 units. EDCC \$0. CTCC \$0. EDDC \$37,332. CTDC \$1,738,484. CTWC \$1,738,484. (PH-C/DA-C/RR/FL)</div>
DEC 20 2020	<div>12700' (1725'). Operation: Drlg w/RSS. Formation: 100% Sand. MW 9.5, Vis 58, PV 21, YP 9, Gels 6/9, HTHP 9, ES 444, Lime 3.24, Cl 39000, O/W 73/27, Solids 9.4%. DMC \$5,263. TMC \$43,614. Bit #5, Size 6 1/8", Mfg NOV, Type TKC63, SN A271892, Jets 3/10's &amp; 3/12's, In @ 10714', Made 1986' in 25 3/4 hrs. PP 4175#, RPM 80/139, WOB 20K#, PR 90.8. (Drlg 19, Surveys 4 1/2, RS 1/2 hrs). <b>Remarks:</b> Day 16. Drlg from 10975' to 12700' w/surveys &amp; RS. BHA: Bit, 4.75" RSS, UBHO, Filter sub, Tomax, AEP 0° fxd mtr w/0.49 rpg, 1-4" HWDP, Safety jt, 2-4" HWDP, Drill &amp; ream. Total BHA 209.26'. No fluid lost or gained. <b>Last Survey: MD 12500' (TVD 10333.1') Inc 91.1° Azm 359.8°. Drilled 2001' of 7221' lateral.</b> BG 318 units. CG 433 units. EDCC \$0. CTCC \$0. EDDC \$65,497. CTDC \$1,803,980. CTWC \$1,803,980. (PH-C/DA-C/RR/FL)</div>
DEC 21 2020	<div>14825' (2125'). Operation: Drlg w/RSS. Formation: 100% Sand. MW 9.5, Vis 53, PV 17, YP 10, Gels 6/9, HTHP 9, FC 2, ES 377, Lime 3.37, Cl 38000, O/W 73/27, Solids 10.5%. DMC \$1,989. TMC \$45,603. Bit #5, Size 6 1/8", Mfg NOV, Type TKC63, SN A271892, Jets 3/10's &amp; 3/12's, In @ 10714', Made 4111' in 43 1/2 hrs. PP 4275#, RPM 65/139, WOB 28K#, PR 119.7. (Drlg 17 3/4, Surveys 5 3/4, RS 1/2 hrs). <b>Remarks:</b> Day 17. Drlg from 12700' to 14825' w/surveys &amp; RS. BHA: Bit, 4.75" RSS, UBHO, Filter sub, Tomax, AEP 0° fxd mtr w/0.49 rpg, 1-4" HWDP, Safety jt, 2-4" HWDP, Drill &amp; ream. Total BHA 209.26'. No fluid lost or gained. <b>Last Survey: MD 14629' (TVD 10297.0') Inc 90.4° Azm 359.7°. Drilled 4126' of 7221' lateral.</b> BG 533 units. CG 923 units. EDCC \$0. CTCC \$0. EDDC \$93,679. CTDC \$1,897,659. CTWC \$1,897,659. (SC/DA-C/RR/FL)</div>

MEWBOURNE OIL COMPANY  
P. O. BOX 7698  
TYLER, TEXAS 75711

Lease	Inland 26/23 B2PI St Com		Well No	1H	Location	205' FSL & 1220' FEL	
County	Lea	ST NM	Section	26	TwNShp	21S	Rng 34E
Section	Blk		Survey				
Filename							Page 8
API No.							

DATE	DAILY REPORTS
DEC 22 2020	15910' (1085'). Operation: Drlg w/RSS. Formation: 100% Sand. MW 9.5, Vis 50, PV 15, YP 10, Gels 5/7, HTHP 9, FC 2, ES 343, Lime 2.98, Cl 38000, O/W 75/25, Solids 9.1%. DMC \$2,700. TMC \$48,303. Bit #5, Size 6 1/8", Mfg NOV, Type TKC63, SN A271892, Jets 3/10's & 3/12's, In @ 10714', Made 5196' in 64 hrs. PP 4400#, RPM 65/147, WOB 28k#, PR 52.9. (Drlg 20 1/2, Surv 3, RS 1/2 hrs). <b>Remarks:</b> Day 18. Drlg from 14825' to 15910' w/surveys & RS. BHA: Bit, 4.75" Orbit RSS w/stab, UBHO, Filter sub, Tomax, AEP 0° stab mtr w/0.49 rpg, 1-4" HWDP, Safety jt, 2-4" HWDP, Drill & ream. Total BHA: 209.26'. No fluid lost or gained. <b>Last Survey: MD 15744' (TVD 10278.6') Inc 91.4° Azm 359.7°. Drilled 5211' of 7221' lateral.</b> BG 140 units. CG 773 units. EDCC \$0. CTCC \$0. EDDC \$69,558. CTDC \$1,967,217. CTWC \$1,967,217. (SC/DA-C/RR/FL)
DEC 23 2020	16308' (398"). Operation: Replace dir tools & test. Formation: 100% Sand. MW 9.5, Vis 51, PV 13, YP 9, Gels 5/7, HTHP 6, FC 2, ES 392, Lime 2.85, Cl 38000, O/W 77/23, Solids 9.9%. DMC \$3,107. TMC \$51,410. Bit #5, Size 6 1/8", Mfg NOV, Type TKC63, SN A271892, Jets 3/10's & 3/12's, In @ 10714', Out @ 16308', Made 5594' in 76 1/4 hrs. Bit #6, Size 6 1/8", Mfg Trx, Type TXD611, SN 11972, Jets 3/10's & 3/12's, In @ 16308', Made 0' in 0 hrs. PP 4475#, RPM 65/147, WOB 28k#, PR 32.5. (Drlg 12 1/4, Surv 1 1/4, Trip 9, Replace dir tools & test 1 1/2 hrs). <b>Remarks:</b> Day 19. Drlg from 15910' to 16308' w/surveys. TOO H for PR. Replace dir tools & test. BHA: Bit, 4.75" Orbit RSS w/stab, UBHO, Filter sub, Tomax, AEP 0° stab mtr w/0.49 rpg, 1-4" HWDP, Safety jt, 2-4" HWDP, Drill & ream. Total BHA: 209.26'. No fluid lost or gained. <b>Last Survey: MD 16209' (TVD 10267.2') Inc 91.1° Azm 0.1°. Drilled 5609' of 7221' lateral.</b> BG 167 units. CG 411 units. EDCC \$1,988. CTCC \$1,988. EDDC \$62,938. CTDC \$2,030,155. CTWC \$2,032,143. (SC/DA-C/KT/FL)
DEC 24 2020	17010' (702'). Operation: Drlg w/RSS. Formation: 70% Sand - 20% Shale - 10% Lime. MW 9.7, Vis 58, PV 13, YP 10, Gels 8/9, HTHP 8, FC 2, ES 450, Lime 2.85, Cl 31000, O/W 77/23, Solids 9.5%. DMC \$4,780. TMC \$56,190. Bit #6, Size 6 1/8", Mfg Trx, Type TXD611, SN 11972, Jets 3/10's & 3/12's, In @ 16308', Made 702' in 13 1/4 hrs. PP 4750#, RPM 60/135, WOB 28k#, PR 53.0. (Replace dir tools & test 2, Trip 6 3/4, Wash & ream 1/4, Drlg 13 1/4, Surv 1 3/4 hrs). <b>Remarks:</b> Day 20. Replace dir tools & test. TIH. Drlg from 16308' to 17010' w/surveys. BHA: Bit, 4.75" Orbit RSS w/stab, UBHO, Filter sub, Tomax, AEP 0° stab mtr w/0.46 rpg, 1-4" HWDP, Safety jt, 2-4" HWDP, Drill & ream. Total BHA: 204.89'. No fluid lost or gained. <b>Last Survey: MD 16856' (TVD 10254.1') Inc 90.8° Azm 359.7°. Drilled 6311' of 7221' lateral.</b> BG 231 units. CG 456 units. TG 2279 units. EDCC \$0. CTCC \$1,988. EDDC \$66,806. CTDC \$2,096,961. CTWC \$2,098,949. (SC/DA-C/KT/FL)
DEC 25 2020	17836' (826'). Operation: Short trip. Formation: 100% Sand. MW 9.7, Vis 57, PV 15, YP 9, Gels 8/10, HTHP 11, FC 2, ES 529, Lime 3.37, Cl 34000, O/W 76/24, Solids 10%. TMC \$56,190. Bit #6, Size 6 1/8", Mfg Trx, Type TXD611, SN 11972, Jets 3/10's & 3/12's, In @ 16308', Made 1528' in 33 hrs. PP 4950#, RPM 60/135, WOB 35k#, PR 41.8. (Drlg 19 3/4, Surv 2 1/2, RS 1/2, Trip 1 1/4 hrs). <b>Remarks:</b> Day 21. Drlg from 17010' to 17836' w/surveys & RS. TOO H to 16000' w/no drag. TIH. BHA: Bit, 4.75" Orbit RSS w/stab, UBHO, Filter sub, Tomax, AEP 0° stabilized motor w/0.46 rpg, 1-4" HWDP, Safety jt, 2-4" HWDP, Drill & ream. Total BHA: 204.89'. No fluid lost or gained. <b>Last Survey: MD 17785' (TVD 10239.8') Inc 92.1° Azm 358.8°. Drilled 7137' of 7237' lateral.</b> BG 295 units. CG 466 units. EDCC \$0. CTCC \$1,988. EDDC \$51,726. CTDC \$2,148,688. CTWC \$2,150,676. (PH-C/LB-C/KT)
DEC 26 2020	17936' (100'). Operation: Running 4 1/2" liner. Formation: 100% Sand. MW 9.7, Vis 57, PV 16, YP 10, Gels 9/11, HTHP 10, FC 2, ES 588, Lime 4.14, Cl 34000, O/W 76/24, Solids 10.2%.

MEWBOURNE OIL COMPANY

P. O. BOX 7698

TYLER, TEXAS 75711

Lease	Inland 26/23 B2PI St Com		Well No	1H	Location	205' FSL & 1220' FEL	
County	Lea	ST NM	Section	26	TwnShp	21S	Rng 34E
Section	Blk		Survey				
Filename							Page 9
API No.							

DATE	DAILY REPORTS																																										
DEC 27 2020	<p>DMC \$5,102. TMC \$61,292. Bit #6, Size 6 1/8", Mfg Trx, Type TXD611, SN 11972, Jets 3/10's &amp; 3/12's, In @ 16308', Out @ 17936', Made 1628' in 38 1/4 hrs. PP 4750#, RPM 80/135, WOB 32k#, PR 19.0. (Trip 7 3/4, Drlg 5 1/4, Surv 1/2, LD dir tools 1 1/2, Run liner 9 hrs). <b>Remarks:</b> Day 22. TOO H to 16000' w/no drag. TIH to 17836' w/no drag or fill. Drlg from 17836' to 17936' w/survey. <b>TD well @ 12:30 P.M. 12/25/20.</b> TOO H. LD dir tools. Held safety meeting. RU Butch's &amp; run 4 1/2" liner w/torque turn. BHA: Bit, 4.75" Orbit RSS w/stab, UBHO, Filter sub, Tomax, AEP 0° stabilized motor w/0.46 rpg, 1-4" HWDP, Safety jt, 2-4" HWDP, Drill &amp; ream. Total BHA: 204.89'. No fluid lost or gained. <b>Last Survey: MD 17909' (TVD 10237.1') Inc 90.7° Azm 359.2°. Projected to the bit: MD 17936' (TVD 10236.8') Inc 90.7° Azm 359.2°. Drilled 7237' of lateral.</b> BG 362 units. CG 386 units. TG 2948 units. EDCC \$105,174. CTCC \$107,162. EDDC \$32,533. CTDC \$2,181,220. CTWC \$2,288,382. (PH-C/LB-C/KT)</p> <p>17936' (0'). Operation: Rig released to walk. DMC \$2,221. TMC \$63,513. (Run liner 7 1/2, Circ 3 1/2, Set &amp; test liner hanger 1/2, Cmt 2 1/2, Displace 1, Test liner 1/2, RD cmters 1, Trip 4 1/2, ND BOPE 1, Pull wear bushing 1, NU Cameron capping flange 1 hrs). <b>Remarks:</b> Day 23. Finish running 4 1/2" liner. Rupture GBS &amp; displace liner. Circ btms up. Set &amp; test liner hanger. RU Par Five &amp; cmt. Displace 7" csg. RD cmters. TOO H. Pull wear bushing. Held safety meeting. ND BOPE w/Man Welding. NU Cameron 13 5/8" 5k# capping flange &amp; test to 5k#. <b>Rig released to walk @ 6:00 A.M. 12/27/20.</b> No fluid lost or gained. EDCC \$106,492. CTCC \$213,654. EDDC \$17,139. CTDC \$2,198,359. CTWC \$2,412,013. (PH-C/LB-C/KT)</p> <table><tr><td>1</td><td>Summit Float Shoe</td><td>2.07'</td></tr><tr><td>1</td><td>Summit Float Collar</td><td>1.07'</td></tr><tr><td>1</td><td>Packers Plus Landing Collar</td><td>1.51'</td></tr><tr><td>1</td><td>4 1/2" 13.5# HCP110 CDC HTQ Csg Pup Jt</td><td>10.10'</td></tr><tr><td>1</td><td>Packers Plus Toe Sleeve (<b>Pinned @ 6412#</b>)</td><td>2.93'</td></tr><tr><td>1</td><td>4 1/2" 13.5# HCP110 CDC HTQ Csg Pup Jt</td><td>10.09'</td></tr><tr><td>1</td><td>Packers Plus Toe Sleeve (<b>Pinned @ 7138#</b>)</td><td>2.93'</td></tr><tr><td>1</td><td>4 1/2" 13.5# HCP110 CDC HTQ Csg Pup Jt</td><td>6.09'</td></tr><tr><td>195</td><td>4 1/2" 13.5# HCP110 CDC HTQ Csg</td><td>8141.49'</td></tr><tr><td>1</td><td>4 1/2" 13.5# HCP110 CDC HTQ Csg Pup Jt</td><td>6.05'</td></tr><tr><td>1</td><td>Packers Plus Liner Hanger Assy <b>set @ 9744'</b></td><td>18.27'</td></tr><tr><td></td><td>Total</td><td>8202.60'</td></tr><tr><td></td><td>Top of liner @ (MD)</td><td>9732.40'</td></tr><tr><td></td><td>End of liner set @ (MD)</td><td>17935.00'</td></tr></table> <p>(Note: Received 197 jts of 4 1/2" 13.5# HCP110 CDC HTQ csg (8227.44' T-off) from Sooner - Manufactured by USS. Returned 2 jts of 4 1/2" 13.5# HCP110 CDC HTQ csg (85.95' T-off) to Sooner for credit.)</p> <p>Held safety meeting. Drop 1 3/4" ball &amp; set liner hanger w/3000#. Pushed w/30k# to set/test liner hanger. Pulled to 160k# &amp; put 10 rounds right hand turn to release from hanger. Pressured up to 4300# to blow ball seat. Established returns. Pumped 40 bbls of diesel &amp; 20 bbls 10# Mud Push spacer. Par Five cmt w/650 sks Class H (35:65) w/6% Gel, 0.55% Retarder, 0.5% Fluid Loss, 0.2% Extender &amp; 10#/sk Obsidian Pumice (yd @ 1.74 cuft/sk @ 13.5 PPG). Followed w/5 bbls of sugar FW. Released dart. Displaced w/218 bbls of sugar BW (calculated volume). Plug down @ 8:00 P.M. 12/26/20. Bump plug w/2500#. Set packer w/75k#. Sting out of PBR w/2000# on DP. Displace 7" csg w/300 bbls of BW w/polymer sweep. Circ 145 sks of cmt off of liner top to the pit. <b>At 9:00 P.M. 12/26/20, tested csg to 2500# for 30 min, held OK.</b> (Notified NMOCD by</p>	1	Summit Float Shoe	2.07'	1	Summit Float Collar	1.07'	1	Packers Plus Landing Collar	1.51'	1	4 1/2" 13.5# HCP110 CDC HTQ Csg Pup Jt	10.10'	1	Packers Plus Toe Sleeve ( <b>Pinned @ 6412#</b> )	2.93'	1	4 1/2" 13.5# HCP110 CDC HTQ Csg Pup Jt	10.09'	1	Packers Plus Toe Sleeve ( <b>Pinned @ 7138#</b> )	2.93'	1	4 1/2" 13.5# HCP110 CDC HTQ Csg Pup Jt	6.09'	195	4 1/2" 13.5# HCP110 CDC HTQ Csg	8141.49'	1	4 1/2" 13.5# HCP110 CDC HTQ Csg Pup Jt	6.05'	1	Packers Plus Liner Hanger Assy <b>set @ 9744'</b>	18.27'		Total	8202.60'		Top of liner @ (MD)	9732.40'		End of liner set @ (MD)	17935.00'
1	Summit Float Shoe	2.07'																																									
1	Summit Float Collar	1.07'																																									
1	Packers Plus Landing Collar	1.51'																																									
1	4 1/2" 13.5# HCP110 CDC HTQ Csg Pup Jt	10.10'																																									
1	Packers Plus Toe Sleeve ( <b>Pinned @ 6412#</b> )	2.93'																																									
1	4 1/2" 13.5# HCP110 CDC HTQ Csg Pup Jt	10.09'																																									
1	Packers Plus Toe Sleeve ( <b>Pinned @ 7138#</b> )	2.93'																																									
1	4 1/2" 13.5# HCP110 CDC HTQ Csg Pup Jt	6.09'																																									
195	4 1/2" 13.5# HCP110 CDC HTQ Csg	8141.49'																																									
1	4 1/2" 13.5# HCP110 CDC HTQ Csg Pup Jt	6.05'																																									
1	Packers Plus Liner Hanger Assy <b>set @ 9744'</b>	18.27'																																									
	Total	8202.60'																																									
	Top of liner @ (MD)	9732.40'																																									
	End of liner set @ (MD)	17935.00'																																									

MEWBOURNE OIL COMPANY  
P. O. BOX 7698  
TYLER, TEXAS 75711

Lease	Inland 26/23 B2PI St Com			Well No	1H		Location	205' FSL & 1220' FEL		
County	Lea	ST	NM	Section	26		TwnShp	21S	Rng	34E
Section				Blk			Survey			
Filename								Page	10	
API No.										

DATE	DAILY REPORTS
	voicemail but did not witness.)
DEC 28 2020	Walked Patterson/UTI #595 to the Inland 26/23 B2OJ St Com #1H. WO toe prep. Start filling frac pond. EDCC \$0. CTCC \$213,654. EDDC \$0. CTDC \$2,198,359. CTWC \$2,412,013. (PH-C/LB-C/KT)
DEC 29 2020	WO toe prep. Filling frac pond. EDCC \$0. CTCC \$213,654. EDDC \$0. CTDC \$2,198,359. CTWC \$2,412,013. (PH-C/LB-C/KT)
DEC 30 2020	WO toe prep. Filling frac pond. EDCC \$0. CTCC \$213,654. EDDC \$0. CTDC \$2,198,359. CTWC \$2,412,013. (PH-C/LB-C/KT)
DEC 31 2020	WO toe prep. Filling frac pond. EDCC \$0. CTCC \$213,654. EDDC \$0. CTDC \$2,198,359. CTWC \$2,412,013. (PH-C/LB-C/KT)
JAN 04 2021	WO toe prep. Filling frac pond. EDCC \$0. CTCC \$213,654. EDDC \$0. CTDC \$2,198,359. CTWC \$2,412,013. (PH-C/LB-C/KT)
JAN 05 2021	WO toe prep. Filling frac pond. EDCC \$0. CTCC \$213,654. EDDC \$0. CTDC \$2,198,359. CTWC \$2,412,013. (PH-C/LB-C/KT)
JAN 06 2021	WO toe prep. Filling frac pond. EDCC \$0. CTCC \$213,654. EDDC \$0. CTDC \$2,198,359. CTWC \$2,412,013. (PH-C/LB-C/KT)
JAN 07 2021	WO toe prep. Filling frac pond. EDCC \$0. CTCC \$213,654. EDDC \$0. CTDC \$2,198,359. CTWC \$2,412,013. (PH-C/LB-C/KT)
JAN 08 2021	WO toe prep. Filling frac pond. EDCC \$0. CTCC \$213,654. EDDC \$0. CTDC \$2,198,359. CTWC \$2,412,013. (PH-C/LB-C/KT)
JAN 11 2021	WO toe prep. Filling frac pond. EDCC \$0. CTCC \$213,654. EDDC \$0. CTDC \$2,198,359. CTWC \$2,412,013. (PH-C/LB-C/KT)
JAN 12 2021	WO toe prep. Filling frac pond. EDCC \$0. CTCC \$213,654. EDDC \$0. CTDC \$2,198,359. CTWC \$2,412,013. (PH-C/LB-C/KT)
JAN 13 2021	WO toe prep. Filling frac pond. EDCC \$0. CTCC \$213,654. EDDC \$0. CTDC \$2,198,359. CTWC \$2,412,013. (PH-C/LB-C/KT)
JAN 14 2021	WO toe prep. Filling frac pond. EDCC \$0. CTCC \$213,654. EDDC \$0. CTDC \$2,198,359. CTWC \$2,412,013. (PH-C/LB-C/KT)
JAN 15 2021	WO toe prep. Filling frac pond. EDCC \$0. CTCC \$213,654. EDDC \$0. CTDC \$2,198,359. CTWC \$2,412,013. (PH-C/LB-C/KT)
JAN 18 2021	WO toe prep. Filling frac pond. EDCC \$0. CTCC \$213,654. EDDC \$0. CTDC \$2,198,359. CTWC \$2,412,013. (PH-C/LB-C/KT)
JAN 19 2021	WO toe prep. Filling frac pond. EDCC \$0. CTCC \$213,654. EDDC \$0. CTDC \$2,198,359.



MEWBOURNE OIL COMPANY  
P. O. BOX 7698  
TYLER, TEXAS 75711

Lease	Inland 26/23 B2PI St Com		Well No	1H	Location	205' FSL & 1220' FEL	
County	Lea	ST NM	Section	26	TwNShp	21S	Rng 34E
Section	Blk		Survey				
Filename							Page 11
API No.							

DATE	DAILY REPORTS
	CTWC \$2,412,013. (PH-C/LB-C/KT)
JAN 20 2021	WO toe prep. Filling frac pond. EDCC \$0. CTCC \$213,654. EDDC \$0. CTDC \$2,198,359. CTWC \$2,412,013. (PH-C/LB-C/KT)
JAN 21 2021	WO toe prep. Filling frac pond. EDCC \$0. CTCC \$213,654. EDDC \$0. CTDC \$2,198,359. CTWC \$2,412,013. (PH-C/LB-C/KT)
JAN 22 2021	WO toe prep. Filling frac pond. EDCC \$0. CTCC \$213,654. EDDC \$0. CTDC \$2,198,359. CTWC \$2,412,013. (PH-C/LB-C/KT)
JAN 25 2021	WO toe prep. Filling frac pond. EDCC \$0. CTCC \$213,654. EDDC \$0. CTDC \$2,198,359. CTWC \$2,412,013. (PH-C/LB-C/KT)
JAN 26 2021	WO toe prep. Filling frac pond. EDCC \$0. CTCC \$213,654. EDDC \$0. CTDC \$2,198,359. CTWC \$2,412,013.
JAN 27 2021	SICP 2300#. Calipered ID of tbg spool @ 6.765". MIRU Devine. NU 13 5/8" 5k x 7 1/16" 10k tbg spool & 7 1/16" 10k frac valve (MOC P-5) transferred from MOC stock @ Divine. Tested seals to 5k, held OK. MIRU Wellfoam & pump truck. Tested 7" x 9 5/8" annulus to 300#, held OK. Tested 7" csg to 5900#, held OK. Sleeve opened @ 6800#. Established injection rate of 5 BPM @ 4200# w/122 bbls. Pumped 2000 gals of 15% NeFe acid. Flushed acid w/482 bbls @ 8 BPM w/4600#. Walked rate up to 20 BPM @ 6800# w/482 bbls. SWI & SDFD. EDCC \$31,150. CTCC \$244,804. EDDC \$0. CTDC \$2,198,359. CTWC \$2,443,163. (JW-C)
JAN 28 2021	SICP 1600#. MIRU Renegade WL & Wellfoam Pump. RIH w/Halliburton FasDrill Fusion 275 plug & 12 - 2' HP scalloped guns. Pumped guns down w/8500 gals FW @ 8 BPM & 5400#. Set plug @ 17894'. Fired guns on the fly. <b>Perforated Stage #1 @ 17745' - 17879'</b> . Total 12', 36 holes. Guns loaded @ 0.39 EHD, 15 GC, 38" pen, 120° phasing. POOH. All guns fired. RDMO Renegade WL & Well Foam. EDCC \$14,250. CTCC \$259,054. EDDC \$0. CTDC \$2,198,359. CTWC \$2,457,413. (JW-C)
JAN 29 2021	Filling frac pond. EDCC \$0. CTCC \$259,054. EDDC \$0. CTDC \$2,198,359. CTWC \$2,457,413.
FEB 01 2021	Filling frac pond. EDCC \$0. CTCC \$259,054. EDDC \$0. CTDC \$2,198,359. CTWC \$2,457,413.
FEB 02 2021	Filling frac pond. EDCC \$0. CTCC \$259,054. EDDC \$0. CTDC \$2,198,359. CTWC \$2,457,413.
FEB 03 2021	Filling frac pond. EDCC \$0. CTCC \$259,054. EDDC \$0. CTDC \$2,198,359. CTWC \$2,457,413.
FEB 04 2021	Filling frac pond. EDCC \$0. CTCC \$259,054. EDDC \$0. CTDC \$2,198,359. CTWC \$2,457,413.
FEB 05 2021	Filling frac pond. EDCC \$0. CTCC \$259,054. EDDC \$0. CTDC \$2,198,359. CTWC \$2,457,413.



MEWBOURNE OIL COMPANY  
P. O. BOX 7698  
TYLER, TEXAS 75711

Lease	Inland 26/23 B2PI St Com			Well No	1H		Location	205' FSL & 1220' FEL		
County	Lea	ST	NM	Section	26		TwtnShp	21S	Rng	34E
Section				Blk			Survey			
Filename								Page	12	
API No.										

DATE	DAILY REPORTS																																																																																																	
FEB 08 2021	Prep to frac this P.M. EDCC \$0. CTCC \$259,054. EDDC \$0. CTDC \$2,198,359. CTWC \$2,457,413.																																																																																																	
FEB 09 2021	<p>MIRU Universal &amp; frac rentals. Zipper well w/Inland 26/23 B2OJ St Com #1H. <b>Frac Bone Springs horizontal w/14761156 gals slickwater, carrying 18446350# 100 mesh local sand as follows (Planned).</b></p> <p>Planned Frac Design:</p> <table><tr><th>(Gals)</th><th>Stage Fluid</th><th>PPG</th></tr><tr><td>18015</td><td>Slickwater Pad w/500# Diverter</td><td>0.00</td></tr><tr><td>23000</td><td>Slickwater w/Local 100 Mesh</td><td>0.25</td></tr><tr><td>25000</td><td>Slickwater w/Local 100 Mesh</td><td>0.50</td></tr><tr><td>58800</td><td>Slickwater w/Local 100 Mesh</td><td>1.00</td></tr><tr><td>81000</td><td>Slickwater w/Local 100 Mesh</td><td>1.50</td></tr><tr><td>80000</td><td>Slickwater w/Local 100 Mesh</td><td>1.75</td></tr><tr><td>80000</td><td>Slickwater w/Local 100 Mesh</td><td>2.00</td></tr><tr><td>33135</td><td>Slickwater Flush</td><td>0.00</td></tr></table> <p>Planned WL Design: 200' stage spacing</p> <table><tr><th>Gun</th><th>Details</th><th>EHD</th><th>Phasing</th><th>Pen</th></tr><tr><td>Plug</td><td>FasDrill Fusion</td><td></td><td>-</td><td>-</td></tr><tr><td>1</td><td>3 Holes</td><td>0.39"</td><td>120</td><td>38"</td></tr><tr><td>2</td><td>3 Holes</td><td>0.39"</td><td>120</td><td>38"</td></tr><tr><td>3</td><td>3 Holes</td><td>0.39"</td><td>120</td><td>38"</td></tr><tr><td>4</td><td>3 Holes</td><td>0.39"</td><td>120</td><td>38"</td></tr><tr><td>5</td><td>3 Holes</td><td>0.39"</td><td>120</td><td>38"</td></tr><tr><td>6</td><td>3 Holes</td><td>0.39"</td><td>120</td><td>38"</td></tr><tr><td>7</td><td>3 Holes</td><td>0.39"</td><td>120</td><td>38"</td></tr><tr><td>8</td><td>3 Holes</td><td>0.39"</td><td>120</td><td>38"</td></tr><tr><td>9</td><td>3 Holes</td><td>0.39"</td><td>120</td><td>38"</td></tr><tr><td>10</td><td>3 Holes</td><td>0.39"</td><td>120</td><td>38"</td></tr><tr><td>11</td><td>3 Holes</td><td>0.39"</td><td>120</td><td>38"</td></tr><tr><td>12</td><td>3 Holes</td><td>0.39"</td><td>120</td><td>38"</td></tr></table> <p><b>Stage #1 of 37:</b> Frac as follows: SICP 1305#. AIR 79 BPM. ASCP 6785#. Gal SW: 414311. Local 100 mesh sand: 498480#. ISDP: 3310#. <b>Notes:</b> Pumped 1000 gals 10% Acid on pad.</p> <p><b>Stage #2 of 37:</b> WL as follows: Pump guns down w/10164 gals SW @ 8 BPM &amp; 3700#. Halliburton Fas Drill Fusion 275 Plug Set @ 17730'. Perforate @ 17715' - 17545'. Frac as follows: SICP 2780#. AIR 76 BPM. ASCP 7305#. Gal SW: 386130. Local 100 mesh sand: 498680#. ISDP: 3435#. <b>Notes:</b></p> <p><b>Stage #3 of 37:</b> WL as follows: Pump guns down w/10626 gals SW @ 8 BPM &amp; 3800#. Halliburton Fas Drill Fusion 275 Plug Set @ 17530'. Perforate @ 17515' - 17345'. Frac as follows: SICP 2780#.</p>	(Gals)	Stage Fluid	PPG	18015	Slickwater Pad w/500# Diverter	0.00	23000	Slickwater w/Local 100 Mesh	0.25	25000	Slickwater w/Local 100 Mesh	0.50	58800	Slickwater w/Local 100 Mesh	1.00	81000	Slickwater w/Local 100 Mesh	1.50	80000	Slickwater w/Local 100 Mesh	1.75	80000	Slickwater w/Local 100 Mesh	2.00	33135	Slickwater Flush	0.00	Gun	Details	EHD	Phasing	Pen	Plug	FasDrill Fusion		-	-	1	3 Holes	0.39"	120	38"	2	3 Holes	0.39"	120	38"	3	3 Holes	0.39"	120	38"	4	3 Holes	0.39"	120	38"	5	3 Holes	0.39"	120	38"	6	3 Holes	0.39"	120	38"	7	3 Holes	0.39"	120	38"	8	3 Holes	0.39"	120	38"	9	3 Holes	0.39"	120	38"	10	3 Holes	0.39"	120	38"	11	3 Holes	0.39"	120	38"	12	3 Holes	0.39"	120	38"
(Gals)	Stage Fluid	PPG																																																																																																
18015	Slickwater Pad w/500# Diverter	0.00																																																																																																
23000	Slickwater w/Local 100 Mesh	0.25																																																																																																
25000	Slickwater w/Local 100 Mesh	0.50																																																																																																
58800	Slickwater w/Local 100 Mesh	1.00																																																																																																
81000	Slickwater w/Local 100 Mesh	1.50																																																																																																
80000	Slickwater w/Local 100 Mesh	1.75																																																																																																
80000	Slickwater w/Local 100 Mesh	2.00																																																																																																
33135	Slickwater Flush	0.00																																																																																																
Gun	Details	EHD	Phasing	Pen																																																																																														
Plug	FasDrill Fusion		-	-																																																																																														
1	3 Holes	0.39"	120	38"																																																																																														
2	3 Holes	0.39"	120	38"																																																																																														
3	3 Holes	0.39"	120	38"																																																																																														
4	3 Holes	0.39"	120	38"																																																																																														
5	3 Holes	0.39"	120	38"																																																																																														
6	3 Holes	0.39"	120	38"																																																																																														
7	3 Holes	0.39"	120	38"																																																																																														
8	3 Holes	0.39"	120	38"																																																																																														
9	3 Holes	0.39"	120	38"																																																																																														
10	3 Holes	0.39"	120	38"																																																																																														
11	3 Holes	0.39"	120	38"																																																																																														
12	3 Holes	0.39"	120	38"																																																																																														

MEWBOURNE OIL COMPANY

P. O. BOX 7698

TYLER, TEXAS 75711

Lease	Inland 26/23 B2PI St Com		Well No	1H	Location	205' FSL & 1220' FEL			
County	Lea	ST	NM	Section	26	TwNShp	21S	Rng	34E
Section			Blk			Survey			
Filename							Page	13	
API No.									

DATE	DAILY REPORTS
FEB 10 2021	<p>Notes:</p> <p>WL stage 4 @ report time. EDCC \$0. CTCC \$259,054. EDDC \$0. CTDC \$2,198,359. CTWC \$2,457,413. (PH-C/CW-C/MR-C/RP-C)</p> <p><b>Stage #4 of 37:</b> WL as follows: Pump guns down w/8610 gals SW @ 8 BPM &amp; 4000#. Halliburton Fas Drill Fusion 275 Plug Set @ 17330'. Perforate @ 17315' - 17145'. Frac as follows: SICP 4245#. AIR 83 BPM. ASCP 7870#. Gal SW: 401354. Local 100 mesh sand: 498140#. ISDP: 3865#. Notes: Ran 1000 gal HCl acid in pad.</p> <p><b>Stage #5 of 37:</b> WL as follows: Pump guns down w/9450 gals SW @ 8 BPM &amp; 3900#. Halliburton Fas Drill Fusion 275 Plug Set @ 17130'. Perforate @ 17115' - 16945'. Frac as follows: SICP 3110#. AIR 81 BPM. ASCP 7600#. Gal SW: 398283. Local 100 mesh sand: 498240#. ISDP: 3985#. Notes: Ran 1000 gal HCl acid in pad.</p> <p><b>Stage #6 of 37:</b> WL as follows: Pump guns down w/8190 gals SW @ 8 BPM &amp; 4000#. Halliburton Fas Drill Fusion 275 Plug Set @ 16936'. Perforate @ 16915' - 16745'. Frac as follows: SICP 3160#. AIR 76 BPM. ASCP 7310#. Gal SW: 392736. Local 100 mesh sand: 498140#. ISDP: 3990#. Notes: Ran 1000 gal HCl acid in pad.</p> <p><b>Stage #7 of 37:</b> WL as follows: Pump guns down w/7700 gals SW @ 8 BPM &amp; 4000#. Halliburton Fas Drill Fusion 275 Plug Set @ 16730'. Perforate @ 16715' - 16542'. Frac as follows: SICP 3060#. AIR 78 BPM. ASCP 7090#. Gal SW: 402160. Local 100 mesh sand: 497280#. ISDP: 4075#. Notes: Ran 1000 gal HCl acid in pad.</p> <p><b>Stage #8 of 37:</b> WL as follows: Pump guns down w/8022 gals SW @ 8 BPM &amp; 3900#. Halliburton Fas Drill Fusion 275 Plug Set @ 16525'. Perforate @ 16510' - 16335'. Frac as follows: SICP 3640#. AIR 77 BPM. ASCP 8145#. Gal SW: 404137. Local 100 mesh sand: 498500#. ISDP: 3855#. Notes: Ran 1000 gal HCl acid in pad.</p> <p>WL stage 9 @ report time. EDCC \$0. CTCC \$259,054. EDDC \$0. CTDC \$2,198,359. CTWC \$2,457,413. (PH-C/CW-C/MR-C/RP-C)</p>
FEB 11 2021	<p><b>Stage #9 of 37:</b> WL as follows: Pump guns down w/7770 gals SW @ 8 BPM &amp; 4200#. Halliburton Fas Drill Fusion 275 Plug Set @ 16324'. Perforate @ 16305' - 16130'. Frac as follows: SICP 3115#. AIR 81 BPM. ASCP 7535#. Gal SW: 384180. Local 100 mesh sand: 498180#. ISDP: 4080#. Notes: Ran 1000 gal HCl acid with pump down.</p> <p><b>Stage #10 of 37:</b> WL as follows: Pump guns down w/6342 gals SW @ 8 BPM &amp; 3900#. Halliburton Fas Drill Fusion 275 Plug Set @ 16115'. Perforate @ 16098' - 15926'. Frac as follows: SICP 3340#. AIR 80 BPM. ASCP 7785#. Gal SW: 382600. Local 100 mesh sand: 498020#. ISDP: 3795#. Notes: Ran 1000 gal HCl acid with pump down.</p>

MEWBOURNE OIL COMPANY

P. O. BOX 7698

TYLER, TEXAS 75711

Lease

Inland 26/23 B2PI St Com

Well No

1H

Location

205' FSL & 1220' FEL

County

Lea

ST

NM

Section

26

TwNShp

21S

Rng

34E

Section

Blk

Survey

Filename

Page

14

API No.

DATE	DAILY REPORTS		
	<div><div>Stage #11 of 37:</div><div>WL as follows: Pump guns down w/7224 gals SW @ 8 BPM &amp; 4000#. Halliburton Fas Drill Fusion 275 Plug Set @ 15910'. Perforate @ 15895' - 15720'. Frac as follows: SICP 3790#. AIR 75 BPM. ASCP 8245#. Gal SW: 396972. Local 100 mesh sand: 498700#. ISDP: 3980#. Notes: Ran 1000 gal HCl acid with pump down.</div></div> <div><div>Stage #12 of 37:</div><div>WL as follows: Pump guns down w/6342 gals SW @ 8 BPM &amp; 4000#. Halliburton Fas Drill Fusion 275 Plug Set @ 15705'. Perforate @ 15690' - 15515'. Frac as follows: SICP 3110#. AIR 83 BPM. ASCP 7570#. Gal SW: 390894. Local 100 mesh sand: 498260#. ISDP: 4200#. Notes: Ran 1000 gal HCl acid with pump down.</div></div> <div><div>Stage #13 of 37:</div><div>WL as follows: Pump guns down w/6258 gals SW @ 8 BPM &amp; 4500#. Halliburton Fas Drill Fusion 275 Plug Set @ 15500'. Perforate @ 15485' - 15310'. Frac as follows: SICP 3030#. AIR 84 BPM. ASCP 7165#. Gal SW: 390276. Local 100 mesh sand: 498630#. ISDP: 4400#. Notes: Ran 1000 gal HCl acid with pump down.</div></div> <div><div>WL stage 14 @ report time. EDCC \$0. CTCC \$259,054. EDDC \$0. CTDC \$2,198,359. CTWC \$2,457,413. (PH-C/CW-C/MR-C/RP-C)</div></div> <tr><td>FEB 12 2021</td><td><div><div>Stage #14 of 37:</div><div>WL as follows: Pump guns down w/6422 gals SW @ 8 BPM &amp; 4000#. Halliburton Fas Drill Fusion 275 Plug Set @ 15295'. Perforate @ 15280' - 15105'. Frac as follows: SICP 3070#. AIR 85 BPM. ASCP 6885#. Gal SW: 391285. Local 100 mesh sand: 485060#. ISDP: 4080#. Notes: Pumped 1000 gals of 10% HCL acid while seating ball w/pump down.</div></div><div><div>Stage #15 of 37:</div><div>WL as follows: Pump guns down w/6594 gals SW @ 8 BPM &amp; 4900#. Halliburton Fas Drill Fusion 275 Plug Set @ 15090'. Perforate @ 15075' - 14900'. Frac as follows: SICP 3005#. AIR 80 BPM. ASCP 6730#. Gal SW: 383782. Local 100 mesh sand: 501220#. ISDP: 3765#. Notes: Pumped 670 gals of 10% HCL acid while seating ball w/pump down.</div></div><div><div>Stage #16 of 37:</div><div>WL as follows: Pump guns down w/6594 gals SW @ 8 BPM &amp; 3700#. Halliburton Fas Drill Fusion 275 Plug Set @ 14885'. Perforate @ 14870' - 14700'. Frac as follows: SICP 2920#. AIR 82 BPM. ASCP 6260#. Gal SW: 387642. Local 100 mesh sand: 501900#. ISDP: 3850#. Notes: Pumped 740 gals of 10% HCL acid while seating ball w/pump down.</div></div><div><div>Stage #17 of 37:</div><div>WL as follows: Pump guns down w/6384 gals SW @ 8 BPM &amp; 4200#. Halliburton Fas Drill Fusion 275 Plug Set @ 14689'. Perforate @ 14670' - 14500'. Frac as follows: SICP 3050#. AIR 83 BPM. ASCP 6105#. Gal SW: 390908. Local 100 mesh sand: 498000#. ISDP: 3475#. Notes: Pumped 500 gals of 10% HCL acid while seating ball w/pump down.</div></div><div><div>Stage #18 of 37:</div><div>WL as follows: Pump guns down w/7014 gals SW @ 8 BPM &amp; 3800#. Halliburton Ultra Plug Set @ 14483'. Perforate @ 14470' - 14300'. Frac as follows: SICP 2590#. AIR 83 BPM. ASCP 5725#. Gal SW: 386405. Local 100 mesh sand: 493080#. ISDP: 3455#. Notes: Pumped</div></div></td></tr>	FEB 12 2021	<div><div>Stage #14 of 37:</div><div>WL as follows: Pump guns down w/6422 gals SW @ 8 BPM &amp; 4000#. Halliburton Fas Drill Fusion 275 Plug Set @ 15295'. Perforate @ 15280' - 15105'. Frac as follows: SICP 3070#. AIR 85 BPM. ASCP 6885#. Gal SW: 391285. Local 100 mesh sand: 485060#. ISDP: 4080#. Notes: Pumped 1000 gals of 10% HCL acid while seating ball w/pump down.</div></div> <div><div>Stage #15 of 37:</div><div>WL as follows: Pump guns down w/6594 gals SW @ 8 BPM &amp; 4900#. Halliburton Fas Drill Fusion 275 Plug Set @ 15090'. Perforate @ 15075' - 14900'. Frac as follows: SICP 3005#. AIR 80 BPM. ASCP 6730#. Gal SW: 383782. Local 100 mesh sand: 501220#. ISDP: 3765#. Notes: Pumped 670 gals of 10% HCL acid while seating ball w/pump down.</div></div> <div><div>Stage #16 of 37:</div><div>WL as follows: Pump guns down w/6594 gals SW @ 8 BPM &amp; 3700#. Halliburton Fas Drill Fusion 275 Plug Set @ 14885'. Perforate @ 14870' - 14700'. Frac as follows: SICP 2920#. AIR 82 BPM. ASCP 6260#. Gal SW: 387642. Local 100 mesh sand: 501900#. ISDP: 3850#. Notes: Pumped 740 gals of 10% HCL acid while seating ball w/pump down.</div></div> <div><div>Stage #17 of 37:</div><div>WL as follows: Pump guns down w/6384 gals SW @ 8 BPM &amp; 4200#. Halliburton Fas Drill Fusion 275 Plug Set @ 14689'. Perforate @ 14670' - 14500'. Frac as follows: SICP 3050#. AIR 83 BPM. ASCP 6105#. Gal SW: 390908. Local 100 mesh sand: 498000#. ISDP: 3475#. Notes: Pumped 500 gals of 10% HCL acid while seating ball w/pump down.</div></div> <div><div>Stage #18 of 37:</div><div>WL as follows: Pump guns down w/7014 gals SW @ 8 BPM &amp; 3800#. Halliburton Ultra Plug Set @ 14483'. Perforate @ 14470' - 14300'. Frac as follows: SICP 2590#. AIR 83 BPM. ASCP 5725#. Gal SW: 386405. Local 100 mesh sand: 493080#. ISDP: 3455#. Notes: Pumped</div></div>
FEB 12 2021	<div><div>Stage #14 of 37:</div><div>WL as follows: Pump guns down w/6422 gals SW @ 8 BPM &amp; 4000#. Halliburton Fas Drill Fusion 275 Plug Set @ 15295'. Perforate @ 15280' - 15105'. Frac as follows: SICP 3070#. AIR 85 BPM. ASCP 6885#. Gal SW: 391285. Local 100 mesh sand: 485060#. ISDP: 4080#. Notes: Pumped 1000 gals of 10% HCL acid while seating ball w/pump down.</div></div> <div><div>Stage #15 of 37:</div><div>WL as follows: Pump guns down w/6594 gals SW @ 8 BPM &amp; 4900#. Halliburton Fas Drill Fusion 275 Plug Set @ 15090'. Perforate @ 15075' - 14900'. Frac as follows: SICP 3005#. AIR 80 BPM. ASCP 6730#. Gal SW: 383782. Local 100 mesh sand: 501220#. ISDP: 3765#. Notes: Pumped 670 gals of 10% HCL acid while seating ball w/pump down.</div></div> <div><div>Stage #16 of 37:</div><div>WL as follows: Pump guns down w/6594 gals SW @ 8 BPM &amp; 3700#. Halliburton Fas Drill Fusion 275 Plug Set @ 14885'. Perforate @ 14870' - 14700'. Frac as follows: SICP 2920#. AIR 82 BPM. ASCP 6260#. Gal SW: 387642. Local 100 mesh sand: 501900#. ISDP: 3850#. Notes: Pumped 740 gals of 10% HCL acid while seating ball w/pump down.</div></div> <div><div>Stage #17 of 37:</div><div>WL as follows: Pump guns down w/6384 gals SW @ 8 BPM &amp; 4200#. Halliburton Fas Drill Fusion 275 Plug Set @ 14689'. Perforate @ 14670' - 14500'. Frac as follows: SICP 3050#. AIR 83 BPM. ASCP 6105#. Gal SW: 390908. Local 100 mesh sand: 498000#. ISDP: 3475#. Notes: Pumped 500 gals of 10% HCL acid while seating ball w/pump down.</div></div> <div><div>Stage #18 of 37:</div><div>WL as follows: Pump guns down w/7014 gals SW @ 8 BPM &amp; 3800#. Halliburton Ultra Plug Set @ 14483'. Perforate @ 14470' - 14300'. Frac as follows: SICP 2590#. AIR 83 BPM. ASCP 5725#. Gal SW: 386405. Local 100 mesh sand: 493080#. ISDP: 3455#. Notes: Pumped</div></div>		

MEWBOURNE OIL COMPANY

P. O. BOX 7698

TYLER, TEXAS 75711

Lease	Inland 26/23 B2PI St Com		Well No	1H	Location	205' FSL & 1220' FEL			
County	Lea	ST	NM	Section	26	TwNShp	21S	Rng	34E
Section			Blk			Survey			
Filename							Page	15	
API No.									

DATE	DAILY REPORTS
FEB 13 2021	<p>500 gals of 10% HCL acid while seating ball w/pump down.</p> <p>Frac stage 19 @ report time. EDCC \$0. CTCC \$259,054. EDDC \$0. CTDC \$2,198,359. CTWC \$2,457,413. (PH-C/MGW/MR-C/RP-C)</p> <p><b>Stage #19 of 37:</b> WL as follows: Pump guns down w/5670 gals SW @ 8 BPM &amp; 3600#. Halliburton Ultra plug set @ 14283'. Perforate @ 14270' - 14100'. Frac as follows: SICP 2460#. AIR 83 BPM. ASCP 5665#. Gal SW: 390110. Local 100 mesh sand: 498780#. ISDP: 3670#. <b>Notes:</b> Ran 500 gal HCl acid with pump down.</p> <p><b>Stage #20 of 37:</b> WL as follows: Pump guns down w/6174 gals SW @ 8 BPM &amp; 3700#. Halliburton Ultra plug set @ 14084'. Perforate @ 14070' - 13900'. Frac as follows: SICP 2775#. AIR 81 BPM. ASCP 5755#. Gal SW: 385542. Local 100 mesh sand: 498460#. ISDP: 3450#. <b>Notes:</b> Ran 500 gal HCl acid with pump down.</p> <p>SD for weather. EDCC \$0. CTCC \$259,054. EDDC \$0. CTDC \$2,198,359. CTWC \$2,457,413. (MGW/MS-C/CW-C/RP-C)</p>
FEB 14 2021	<p>SD for weather. EDCC \$0. CTCC \$259,054. EDDC \$0. CTDC \$2,198,359. CTWC \$2,457,413. (MGW/MS-C/CW-C/RP-C)</p>
FEB 15 2021	<p>SD for weather. EDCC \$0. CTCC \$259,054. EDDC \$0. CTDC \$2,198,359. CTWC \$2,457,413.</p>
FEB 16 2021	<p>Frac SD due to sand &amp; weather. EDCC \$0. CTCC \$259,054. EDDC \$0. CTDC \$2,198,359. CTWC \$2,457,413.</p>
FEB 17 2021	<p>Frac SD due to sand &amp; weather. EDCC \$0. CTCC \$259,054. EDDC \$0. CTDC \$2,198,359. CTWC \$2,457,413.</p>
FEB 18 2021	<p>Frac SD due to sand &amp; weather. EDCC \$0. CTCC \$259,054. EDDC \$0. CTDC \$2,198,359. CTWC \$2,457,413.</p>
FEB 19 2021	<p>Frac SD due to sand &amp; weather. EDCC \$0. CTCC \$259,054. EDDC \$0. CTDC \$2,198,359. CTWC \$2,457,413.</p>
FEB 20 2021	<p><b>Stage #21 of 37:</b> WL as follows: Pump guns down w/5754 gals SW @ 8 BPM &amp; 3400#. Halliburton Ultra Plug Set @ 13885'. Perforate @ 13870' - 13704'. Frac as follows: SICP 1130#. AIR 85 BPM. ASCP 6585#. Gal SW: 377218. Local 100 mesh sand: 498840#. ISDP: 3495#. <b>Notes:</b></p> <p><b>Stage #22 of 37:</b> WL as follows: Pump guns down w/6006 gals SW @ 8 BPM &amp; 3500#. Halliburton Ultra Plug Set @ 13685'. Perforate @ 13670' - 13504'. Frac as follows: SICP 2415#. AIR 85 BPM. ASCP 6140#. Gal SW: 380615. Local 100 mesh sand: 499240#. ISDP: 3435#. <b>Notes:</b> Ran Connex charges.</p>

MEWBOURNE OIL COMPANY

P. O. BOX 7698

TYLER, TEXAS 75711

Lease

Inland 26/23 B2PI St Com

Well No

1H

Location

205' FSL & 1220' FEL

County

Lea

ST

NM

Section

26

TwNShp

21S

Rng

34E

Section

Blk

Survey

Filename

Page

16

API No.

DATE	DAILY REPORTS
FEB 21 2021	<p>Waiting to frac stage 23 @ report time. EDCC \$0. CTCC \$259,054. EDDC \$0. CTDC \$2,198,359. CTWC \$2,457,413. (MGW/MS-C/CW-C/RP-C)</p> <p><b>Stage #23 of 37:</b> WL as follows: Pump guns down w/5250 gals SW @ 8 BPM &amp; 3500#. Halliburton Ultra Plug Set @ 13485'. Perforate @ 13470' - 13300'. Frac as follows: SICP 2310#. AIR 85 BPM. ASCP 6185#. Gal SW: 388137. Local 100 mesh sand: 498340#. ISDP: 3275#. <b>Notes:</b> Perforated w/Connex charges</p> <p><b>Stage #24 of 37:</b> WL as follows: Pump guns down w/5586 gals SW @ 8 BPM &amp; 3500#. Halliburton Ultra Plug Set @ 13285'. Perforate @ 13270' - 13100'. Frac as follows: SICP 2580#. AIR 84 BPM. ASCP 5685#. Gal SW: 386471. Local 100 mesh sand: 495100#. ISDP: 3480#. <b>Notes:</b> Perforated w/Connex charges</p> <p><b>Stage #25 of 37:</b> WL as follows: Pump guns down w/5418 gals SW @ 8 BPM &amp; 3500#. Halliburton Ultra Plug Set @ 13085'. Perforate @ 13070' - 12900'. Frac as follows: SICP 2605#. AIR 85 BPM. ASCP 5925#. Gal SW: 383046. Local 100 mesh sand: 498260#. ISDP: 3470#. <b>Notes:</b> Perforated w/Connex charges</p> <p><b>Stage #26 of 37:</b> WL as follows: Pump guns down w/4494 gals SW @ 8 BPM &amp; 3500#. Halliburton Ultra Plug Set @ 12885'. Perforate @ 12872' - 12700'. Frac as follows: SICP 2865#. AIR 85 BPM. ASCP 5990#. Gal SW: 381595. Local 100 mesh sand: 498680#. ISDP: 3430#. <b>Notes:</b> Perforated w/Connex charges</p> <p><b>Stage #27 of 37:</b> WL as follows: Pump guns down w/3990 gals SW @ 8 BPM &amp; 3500#. Halliburton Ultra Plug Set @ 12685'. Perforate @ 12670' - 12500'. Frac as follows: SICP 2980#. AIR 85 BPM. ASCP 5635#. Gal SW: 382842. Local 100 mesh sand: 498480#. ISDP: 2695#. <b>Notes:</b> Switched back to regular charges</p> <p>Frac stage 28 @ report time. EDCC \$0. CTCC \$259,054. EDDC \$0. CTDC \$2,198,359. CTWC \$2,457,413. (MGW/MS-C/CW-C/RP-C)</p>
FEB 22 2021	<p><b>Stage #28 of 37:</b> WL as follows: Pump guns down w/3738 gals SW @ 8 BPM &amp; 3700#. Halliburton Ultra Plug Set @ 12485'. Perforate @ 12470' - 12300'. Frac as follows: SICP 3080#. AIR 85 BPM. ASCP 5790#. Gal SW: 376776. Local 100 mesh sand: 497500#. ISDP: 3540#. <b>Notes:</b></p> <p><b>Stage #29 of 37:</b> WL as follows: Pump guns down w/3570 gals SW @ 8 BPM &amp; 3700#. Halliburton Ultra Plug Set @ 12285'. Perforate @ 12270' - 12101'. Frac as follows: SICP 3035#. AIR 84 BPM. ASCP 5940#. Gal SW: 393100. Local 100 mesh sand: 498550#. ISDP: 3980#. <b>Notes:</b></p> <p><b>Stage #30 of 37:</b> WL as follows: Pump guns down w/3486 gals SW @ 8 BPM &amp; 3800#. Halliburton Ultra Plug Set @ 12085'. Perforate @ 12070' - 11900'. Frac as follows: SICP 3035#. AIR 85 BPM.</p>



MEWBOURNE OIL COMPANY

P. O. BOX 7698

TYLER, TEXAS 75711

Lease

Inland 26/23 B2PI St Com

Well No

1H

Location

205' FSL & 1220' FEL

County

Lea

ST

NM

Section

26

TwNShp

21S

Rng

34E

Section

Blk

Survey

Filename

Page

17

API No.

DATE	DAILY REPORTS
	<p>ASCP 5795#. Gal SW: 381413. Local 100 mesh sand: 498140#. ISDP: 3740#. <b>Notes:</b></p> <p><b><u>Stage #31 of 37:</u></b> WL as follows: Pump guns down w/3024 gals SW @ 8 BPM &amp; 3700#. Halliburton Ultra Plug Set @ 11882'. Perforate @ 11870' - 11700'. Frac as follows: SICP 3115#. AIR 85 BPM. ASCP 5800#. Gal SW: 383302. Local 100 mesh sand: 498700#. ISDP: 3805#. <b>Notes:</b></p> <p><b><u>Stage #32 of 37:</u></b> WL as follows: Pump guns down w/2268 gals SW @ 8 BPM &amp; 3500#. Halliburton Ultra Plug Set @ 11685'. Perforate @ 11670' - 11500'. Frac as follows: SICP 3080#. AIR 85 BPM. ASCP 6495#. Gal SW: 380408. Local 100 mesh sand: 498200#. ISDP: 3680#. <b>Notes:</b></p> <p><b><u>Stage #33 of 37:</u></b> WL as follows: Pump guns down w/2142 gals SW @ 8 BPM &amp; 3800#. Halliburton Ultra Plug Set @ 11485'. Perforate @ 11470' - 11300'. Frac as follows: SICP 3070#. AIR 85 BPM. ASCP 5680#. Gal SW: 380058. Local 100 mesh sand: 502880#. ISDP: 2960#. <b>Notes:</b></p> <p>Frac stage 34 @ report time. EDCC \$0. CTCC \$259,054. EDDC \$0. CTDC \$2,198,359. CTWC \$2,457,413. (MGW/MS-C/CW-C/RP-C)</p> <p>FEB 23 2021</p> <p><b><u>Stage #34 of 37:</u></b> WL as follows: Pump guns down w/1764 gals SW @ 8 BPM &amp; 3700#. Halliburton Ultra Plug Set @ 11285'. Perforate @ 11270' - 11100'. Frac as follows: SICP 3020#. AIR 85 BPM. ASCP 5525#. Gal SW: 390649. Local 100 mesh sand: 495840#. ISDP: 3600#. <b>Notes:</b></p> <p><b><u>Stage #35 of 37:</u></b> WL as follows: Pump guns down w/1176 gals SW @ 8 BPM &amp; 3700#. Halliburton Ultra Plug Set @ 11085'. Perforate @ 11070' - 10900'. Frac as follows: SICP 3030#. AIR 85 BPM. ASCP 5585#. Gal SW: 388220. Local 100 mesh sand: 498960#. ISDP: 3900#. <b>Notes:</b></p> <p><b><u>Stage #36 of 37:</u></b> WL as follows: Pump guns down w/1890 gals SW @ 8 BPM &amp; 3800#. Halliburton Ultra Plug Set @ 10885'. Perforate @ 10870' - 10700'. Frac as follows: SICP 3025#. AIR 85 BPM. ASCP 5415#. Gal SW: 384096. Local 100 mesh sand: 498820#. ISDP: 3640#. <b>Notes:</b> Pumped 750 gals 10% HCl Acid behind ball w/PD</p> <p><b><u>Stage #37 of 37:</u></b> WL as follows: Pump guns down w/1050 gals SW @ 8 BPM &amp; 3900#. Halliburton Ultra Plug Set @ 10685'. Perforate @ 10672' - 10500'. Frac as follows: SICP 3135#. AIR 85 BPM. ASCP 5790#. Gal SW: 390691. Local 100 mesh sand: 498700#. ISDP: 3680#. <b>Notes:</b> Perforated w/Connex charges. Pumped 750 gals 10% HCl Acid behind ball w/PD.</p> <p>5 min 3570#, 10 min 3495#, 15 min 3450#. AIR 82 BPM. ASCP 6520#. Pumped 359017 BFW. (359017 BLWTR). <b>Frac horizontal Bone Springs w/15078714 gals (&gt;1000 TDS but &lt;10000 TDS) slickwater, carrying 18427860# local 100 mesh sand.</b> RDMO Universal &amp; frac equipment. EDCC \$1,994,687. CTCC \$2,253,741. EDDC \$0. CTDC \$2,198,359. CTWC \$4,452,100. (MGW/MS-C/CW-C/RP-C)</p> <p>FEB 24 2021</p> <p>WO DO. EDCC \$0. CTCC \$2,253,741. EDDC \$0. CTDC \$2,198,359. CTWC \$4,452,100.</p>

MEWBOURNE OIL COMPANY  
P. O. BOX 7698  
TYLER, TEXAS 75711

Lease

Inland 26/23 B2PI St Com

Well No

1H

Location

205' FSL & 1220' FEL

County

Lea

ST

NM

Section

26

TwtnShp

21S

Rng

34E

Section

Blk

Survey

Filename

Page

18

API No.

DATE	DAILY REPORTS																																																																								
FEB 25 2021	WO DO. EDCC \$0. CTCC \$2,253,741. EDDC \$0. CTDC \$2,198,359. CTWC \$4,452,100.																																																																								
FEB 26 2021	WO DO. EDCC \$0. CTCC \$2,253,741. EDDC \$0. CTDC \$2,198,359. CTWC \$4,452,100.																																																																								
MAR 01 2021	WO DO. EDCC \$0. CTCC \$2,253,741. EDDC \$0. CTDC \$2,198,359. CTWC \$4,452,100.																																																																								
MAR 02 2021	WO DO. EDCC \$0. CTCC \$2,253,741. EDDC \$0. CTDC \$2,198,359. CTWC \$4,452,100.																																																																								
MAR 03 2021	WO DO. (359017 BLWTR). EDCC \$0. CTCC \$2,253,741. EDDC \$0. CTDC \$2,198,359. CTWC \$4,452,100.																																																																								
MAR 04 2021	WO DO. (359017 BLWTR). EDCC \$0. CTCC \$2,253,741. EDDC \$0. CTDC \$2,198,359. CTWC \$4,452,100.																																																																								
MAR 05 2021	SICP 2150#. <div><div><div>Time</div><div>1:00 P.M.</div></div><div><div>Ck</div><div>26/64"</div></div><div><div>FCP</div><div>1100#</div></div><div><div>BW/hr</div><div>210</div></div><div><div>Sand</div><div>light</div></div></div> SWI. WO DO. Recovered 400 BW in 2 hrs (358617 BLWTR, Recovered 1%). EDCC \$5,000. CTCC \$2,258,741. EDDC \$0. CTDC \$2,198,359. CTWC \$4,457,100. (CMB)																																																																								
MAR 08 2021	SWI. WO DO. (358617 BLWTR, Recovered 1%). EDCC \$0. CTCC \$2,258,741. EDDC \$0. CTDC \$2,198,359. CTWC \$4,457,100.																																																																								
MAR 09 2021	SWI. WO DO. (358617 BLWTR, Recovered 1%). EDCC \$0. CTCC \$2,258,741. EDDC \$0. CTDC \$2,198,359. CTWC \$4,457,100.																																																																								
MAR 10 2021	WO DO. (358617 BLWTR, recovered 1%). EDCC \$0. CTCC \$2,258,741. EDDC \$0. CTDC \$2,198,359. CTWC \$4,457,100.																																																																								
MAR 11 2021	SICP 2000#. MIRU KLX 2 3⁄8" CT, TTS tools & DO equipment. Held safety meeting & pressure tested to 7500#, held OK. RIH w/3 3⁄4" Varel bit (SN#1684399), 3 1⁄8" motor, XRV, hydraulic disconnect, jars, dual flapper, weld on coil connector & 2 3⁄8" coil tbg to 9650'. Broke circulation w/4.5 BPM & set returns to 9 BPM @ 800#. RIH & drill plugs as follows: <table><tr><th>Plug #/Depth</th><th>Plug Type</th><th>Pump / Return Rates / FCP</th><th>Drill Time</th><th>Between Plugs</th><th>Sand</th></tr><tr><td>37/10685'</td><td>Ultra</td><td>4.5/8/800</td><td>3 mins</td><td>N/A</td><td>Light</td></tr><tr><td>36/10885'</td><td>Ultra</td><td>4.5/8/800</td><td>5 mins</td><td>11 mins</td><td>Light</td></tr><tr><td>35/11085'</td><td>Ultra</td><td>4.5/8/800</td><td>5 mins</td><td>11mins</td><td>Light</td></tr><tr><td>34/11285'</td><td>Ultra</td><td>4.5/8/800</td><td>7 mins</td><td>11 mins</td><td>Light</td></tr><tr><td>33/11485'</td><td>Ultra</td><td>4.5/9/800</td><td>6 mins</td><td>9 mins</td><td>Med</td></tr><tr><td>32/11685'</td><td>Ultra</td><td>4.5/9/800</td><td>5 mins</td><td>13 mins</td><td>Med</td></tr><tr><td>31/11882'</td><td>Ultra</td><td>4.5/9/800</td><td>7 mins</td><td>10 mins</td><td>Med</td></tr><tr><td>30/12085'</td><td>Ultra</td><td>4.5/9/800</td><td>6 mins</td><td>12 mins</td><td>Med</td></tr><tr><td>29/12285'</td><td>Ultra</td><td>4.5/9/800</td><td>5 mins</td><td>12 mins</td><td>Med</td></tr><tr><td>28/12485'</td><td>Ultra</td><td>4.5/9/900</td><td>5 mins</td><td>10 mins</td><td>Med</td></tr><tr><td>27/12685'</td><td>Ultra</td><td>4.5/9/900</td><td>6 mins</td><td>10 mins</td><td>Med</td></tr></table>	Plug #/Depth	Plug Type	Pump / Return Rates / FCP	Drill Time	Between Plugs	Sand	37/10685'	Ultra	4.5/8/800	3 mins	N/A	Light	36/10885'	Ultra	4.5/8/800	5 mins	11 mins	Light	35/11085'	Ultra	4.5/8/800	5 mins	11mins	Light	34/11285'	Ultra	4.5/8/800	7 mins	11 mins	Light	33/11485'	Ultra	4.5/9/800	6 mins	9 mins	Med	32/11685'	Ultra	4.5/9/800	5 mins	13 mins	Med	31/11882'	Ultra	4.5/9/800	7 mins	10 mins	Med	30/12085'	Ultra	4.5/9/800	6 mins	12 mins	Med	29/12285'	Ultra	4.5/9/800	5 mins	12 mins	Med	28/12485'	Ultra	4.5/9/900	5 mins	10 mins	Med	27/12685'	Ultra	4.5/9/900	6 mins	10 mins	Med
Plug #/Depth	Plug Type	Pump / Return Rates / FCP	Drill Time	Between Plugs	Sand																																																																				
37/10685'	Ultra	4.5/8/800	3 mins	N/A	Light																																																																				
36/10885'	Ultra	4.5/8/800	5 mins	11 mins	Light																																																																				
35/11085'	Ultra	4.5/8/800	5 mins	11mins	Light																																																																				
34/11285'	Ultra	4.5/8/800	7 mins	11 mins	Light																																																																				
33/11485'	Ultra	4.5/9/800	6 mins	9 mins	Med																																																																				
32/11685'	Ultra	4.5/9/800	5 mins	13 mins	Med																																																																				
31/11882'	Ultra	4.5/9/800	7 mins	10 mins	Med																																																																				
30/12085'	Ultra	4.5/9/800	6 mins	12 mins	Med																																																																				
29/12285'	Ultra	4.5/9/800	5 mins	12 mins	Med																																																																				
28/12485'	Ultra	4.5/9/900	5 mins	10 mins	Med																																																																				
27/12685'	Ultra	4.5/9/900	6 mins	10 mins	Med																																																																				

MEWBOURNE OIL COMPANY  
P. O. BOX 7698  
TYLER, TEXAS 75711

Lease

Inland 26/23 B2PI St Com

Well No

1H

Location

205' FSL & 1220' FEL

County

Lea

ST

NM

Section

26

TwNShp

21S

Rng

34E

Section

Blk

Survey

Filename

Page

19

API No.

DATE	DAILY REPORTS																																																											
	<table><tr><td>26/12885'</td><td>Ultra</td><td>4.5/9/900</td><td>5 mins</td><td>9 mins</td><td>Med</td></tr><tr><td>25/13085'</td><td>Ultra</td><td>4.5/9/900</td><td>5 mins</td><td>11 mins</td><td>Med</td></tr><tr><td>24/13285'</td><td>Ultra</td><td>4.5/9/900</td><td>2 mins</td><td>15 mins</td><td>Med</td></tr><tr><td>23/13485'</td><td>Ultra</td><td>4.5/9/900</td><td>3 mins</td><td>14 mins</td><td>Med</td></tr><tr><td>22/13685'</td><td>Ultra</td><td>4.5/9/900</td><td>6 mins</td><td>14 mins</td><td>Med</td></tr><tr><td>21/13885'</td><td>Ultra</td><td>4.5/9/900</td><td>7 mins</td><td>10 mins</td><td>Med</td></tr><tr><td>20/14085'</td><td>Ultra</td><td>4.5/9/900</td><td>2 mins</td><td>14 mins</td><td>Med</td></tr><tr><td>19/14283'</td><td>Ultra</td><td>4.5/9/900</td><td>3 mins</td><td>16 mins</td><td>Med</td></tr></table>	26/12885'	Ultra	4.5/9/900	5 mins	9 mins	Med	25/13085'	Ultra	4.5/9/900	5 mins	11 mins	Med	24/13285'	Ultra	4.5/9/900	2 mins	15 mins	Med	23/13485'	Ultra	4.5/9/900	3 mins	14 mins	Med	22/13685'	Ultra	4.5/9/900	6 mins	14 mins	Med	21/13885'	Ultra	4.5/9/900	7 mins	10 mins	Med	20/14085'	Ultra	4.5/9/900	2 mins	14 mins	Med	19/14283'	Ultra	4.5/9/900	3 mins	16 mins	Med											
	26/12885'	Ultra	4.5/9/900	5 mins	9 mins	Med																																																						
	25/13085'	Ultra	4.5/9/900	5 mins	11 mins	Med																																																						
	24/13285'	Ultra	4.5/9/900	2 mins	15 mins	Med																																																						
	23/13485'	Ultra	4.5/9/900	3 mins	14 mins	Med																																																						
	22/13685'	Ultra	4.5/9/900	6 mins	14 mins	Med																																																						
	21/13885'	Ultra	4.5/9/900	7 mins	10 mins	Med																																																						
	20/14085'	Ultra	4.5/9/900	2 mins	14 mins	Med																																																						
	19/14283'	Ultra	4.5/9/900	3 mins	16 mins	Med																																																						
	RIH to 14440'. Made 1000' short trip in 67 mins w/no drag. RIH & drill plugs as follows:																																																											
<table><tr><th>Plug #/Depth</th><th>Plug Type</th><th>Pump / Return Rates / FCP</th><th>Drill Time</th><th>Between Plugs</th><th>Sand</th></tr><tr><td>18/14483'</td><td>Ultra</td><td>4.5/9/900</td><td>3 mins</td><td>N/A</td><td>Med</td></tr><tr><td>17/14689'</td><td>Fusion</td><td>4.5/9/900</td><td>4 mins</td><td>18 mins</td><td>Med</td></tr><tr><td>16/14885'</td><td>Fusion</td><td>4.5/9/900</td><td>7 mins</td><td>15 mins</td><td>Med</td></tr><tr><td>15/15090'</td><td>Fusion</td><td>4.5/9/900</td><td>5 mins</td><td>14 mins</td><td>Med</td></tr><tr><td>14/15295'</td><td>Fusion</td><td>4.5/9/900</td><td>2 mins</td><td>20 mins</td><td>Med</td></tr></table>	Plug #/Depth	Plug Type	Pump / Return Rates / FCP	Drill Time	Between Plugs	Sand	18/14483'	Ultra	4.5/9/900	3 mins	N/A	Med	17/14689'	Fusion	4.5/9/900	4 mins	18 mins	Med	16/14885'	Fusion	4.5/9/900	7 mins	15 mins	Med	15/15090'	Fusion	4.5/9/900	5 mins	14 mins	Med	14/15295'	Fusion	4.5/9/900	2 mins	20 mins	Med																								
Plug #/Depth	Plug Type	Pump / Return Rates / FCP	Drill Time	Between Plugs	Sand																																																							
18/14483'	Ultra	4.5/9/900	3 mins	N/A	Med																																																							
17/14689'	Fusion	4.5/9/900	4 mins	18 mins	Med																																																							
16/14885'	Fusion	4.5/9/900	7 mins	15 mins	Med																																																							
15/15090'	Fusion	4.5/9/900	5 mins	14 mins	Med																																																							
14/15295'	Fusion	4.5/9/900	2 mins	20 mins	Med																																																							
RIH to plug #13 @ report time. Recovered 2430 bbls while drilling (356187 BLWTR, recovered 1%). EDCC \$0. CTCC \$2,258,741. EDDC \$0. CTDC \$2,198,359. CTWC \$4,457,100. (JW-C/CJ-C)																																																												
MAR 12 2021	FCP 800#. Continue RIH & drill plugs as follows:																																																											
<table><tr><th>Plug #/Depth</th><th>Plug Type</th><th>Pump / Return Rates / FCP</th><th>Drill Time</th><th>Between Plugs</th><th>Sand</th></tr><tr><td>13/15500'</td><td>Fusion</td><td>4.5/9/900</td><td>DNS</td><td>15 mins</td><td>Med</td></tr><tr><td>12/15705'</td><td>Fusion</td><td>4.5/9/900</td><td>7 mins</td><td>23 mins</td><td>Med</td></tr><tr><td>11/15910'</td><td>Fusion</td><td>4.5/9/800</td><td>7 mins</td><td>25 mins</td><td>Med</td></tr><tr><td>10/16115'</td><td>Fusion</td><td>4.5/9/800</td><td>7 mins</td><td>24 mins</td><td>Med</td></tr></table>	Plug #/Depth	Plug Type	Pump / Return Rates / FCP	Drill Time	Between Plugs	Sand	13/15500'	Fusion	4.5/9/900	DNS	15 mins	Med	12/15705'	Fusion	4.5/9/900	7 mins	23 mins	Med	11/15910'	Fusion	4.5/9/800	7 mins	25 mins	Med	10/16115'	Fusion	4.5/9/800	7 mins	24 mins	Med																														
Plug #/Depth	Plug Type	Pump / Return Rates / FCP	Drill Time	Between Plugs	Sand																																																							
13/15500'	Fusion	4.5/9/900	DNS	15 mins	Med																																																							
12/15705'	Fusion	4.5/9/900	7 mins	23 mins	Med																																																							
11/15910'	Fusion	4.5/9/800	7 mins	25 mins	Med																																																							
10/16115'	Fusion	4.5/9/800	7 mins	24 mins	Med																																																							
RIH to 15630'. Made 500' short trip in 44 mins w/no drag. RIH & drill plugs as follows:																																																												
<table><tr><th>Plug #/Depth</th><th>Plug Type</th><th>Pump / Return Rates / FCP</th><th>Drill Time</th><th>Between Plugs</th><th>Sand</th></tr><tr><td>9/16234'</td><td>Fusion</td><td>4.5/9/800</td><td>8 mins</td><td>N/A</td><td>Med</td></tr><tr><td>8/16525'</td><td>Fusion</td><td>4.5/9/800</td><td>7 mins</td><td>24 mins</td><td>Med</td></tr><tr><td>7/16730'</td><td>Fusion</td><td>4.5/9/800</td><td>DNS</td><td>23 mins</td><td>Med</td></tr><tr><td>6/16936'</td><td>Fusion</td><td>4.5/9/800</td><td>DNS</td><td>19 mins</td><td>Med</td></tr><tr><td>5/17130'</td><td>Fusion</td><td>4.5/9/800</td><td>10 mins</td><td>18 mins</td><td>Med</td></tr><tr><td>4/17330'</td><td>Fusion</td><td>4.5/9/800</td><td>7 mins</td><td>34 mins</td><td>Med</td></tr><tr><td>3/17530'</td><td>Fusion</td><td>4.5/9/800</td><td>9 mins</td><td>36 mins</td><td>Med</td></tr><tr><td>2/17730'</td><td>Fusion</td><td>4.5/9/800</td><td>DNS</td><td>50 mins</td><td>Med</td></tr><tr><td>1/17894'</td><td>Fasdrill</td><td>4.5/9/800</td><td>6 mins</td><td>50 mins</td><td>Med</td></tr></table>	Plug #/Depth	Plug Type	Pump / Return Rates / FCP	Drill Time	Between Plugs	Sand	9/16234'	Fusion	4.5/9/800	8 mins	N/A	Med	8/16525'	Fusion	4.5/9/800	7 mins	24 mins	Med	7/16730'	Fusion	4.5/9/800	DNS	23 mins	Med	6/16936'	Fusion	4.5/9/800	DNS	19 mins	Med	5/17130'	Fusion	4.5/9/800	10 mins	18 mins	Med	4/17330'	Fusion	4.5/9/800	7 mins	34 mins	Med	3/17530'	Fusion	4.5/9/800	9 mins	36 mins	Med	2/17730'	Fusion	4.5/9/800	DNS	50 mins	Med	1/17894'	Fasdrill	4.5/9/800	6 mins	50 mins	Med
Plug #/Depth	Plug Type	Pump / Return Rates / FCP	Drill Time	Between Plugs	Sand																																																							
9/16234'	Fusion	4.5/9/800	8 mins	N/A	Med																																																							
8/16525'	Fusion	4.5/9/800	7 mins	24 mins	Med																																																							
7/16730'	Fusion	4.5/9/800	DNS	23 mins	Med																																																							
6/16936'	Fusion	4.5/9/800	DNS	19 mins	Med																																																							
5/17130'	Fusion	4.5/9/800	10 mins	18 mins	Med																																																							
4/17330'	Fusion	4.5/9/800	7 mins	34 mins	Med																																																							
3/17530'	Fusion	4.5/9/800	9 mins	36 mins	Med																																																							
2/17730'	Fusion	4.5/9/800	DNS	50 mins	Med																																																							
1/17894'	Fasdrill	4.5/9/800	6 mins	50 mins	Med																																																							
Circulate hole clean. POOH. SWI. RDMO KLX CT & TTS tools. Recovered 2970 bbls while drilling (353217 BLWTR, recovered 2%). EDCC \$91,000. CTCC \$2,349,741. EDDC \$0. CTDC \$2,198,359. CTWC \$4,548,100. (GH-C/CJ-C)																																																												
MAR 15 2021	SI for offset DO. (353217 BLWTR, recovered 2%). EDCC \$0. CTCC \$2,349,741. EDDC \$0.																																																											

MEWBOURNE OIL COMPANY

P. O. BOX 7698

TYLER, TEXAS 75711

Lease

Inland 26/23 B2PI St Com

Well No

1H

Location

205' FSL & 1220' FEL

County

Lea

ST

NM

Section

26

TwNShp

21S

Rng

34E

Section

Blk

Survey

Filename

Page

20

API No.

DATE	DAILY REPORTS
	CTDC \$2,198,359. CTWC \$4,548,100.
MAR 16 2021	Prep to PWOL. (353217 BLWTR, recovered 2%). EDCC \$0. CTCC \$2,349,741. EDDC \$0. CTDC \$2,198,359. CTWC \$4,548,100.
MAR 17 2021	SICP 1580#. (3532217 BLWTR, recovered 2%). PWOL for initial sales to 3 Bear MM #213008001 & Inland 26/23 B2OJ St Com #1H Battery @ 4:00 P.M. Switch to pumper gauges. EDCC \$0. CTCC \$2,349,741. EDDC \$0. CTDC \$2,198,359. CTWC \$4,548,100. (CR/DJ)
MAR 18 2021	FCP 1025# on 40/64" ck. 0 BO, 1705 BW, 115 MCF. LP 75#. (328858 BLWTR, recovered 8%). MI & set equipment for the Inland 26/23 B2PI State Com #1H & Inland 26/23 B2OJ State Com #1H @ the Inland 26/23 B2OJ State Com #1H Battery. EDCC \$815,620. CTCC \$3,165,361. EDDC \$0. CTDC \$2,198,359. CTWC \$5,363,720. (LF/CR/MS/DJ/PAH/EM/JBB)
MAR 19 2021	FCP 925# on 40/64" ck. 743 BO, 4027 BW, 520 MCF. LP 90#. (324831 BLWTR, recovered 10%).
MAR 20 2021	FCP 930# on 42/64" ck. 928 BO, 3962 BW, 1043 MCF. LP 85#. (320569 BLWTR, recovered 11%).
MAR 21 2021	FCP 930# on 44/64" ck. 1267 BO, 3927 BW, 1656 MCF. LP 100#. (316942 BLWTR, recovered 12%).
MAR 22 2021	FCP 650# on 46/64" ck. 1385 BO, 3615 BW, 1802 MCF. LP 100#. (313327 BLWTR, recovered 13%).
MAR 23 2021	FCP 605# on 52/64" ck. 1495 BO, 3551 BW, 1926 MCF. LP 105#. (309776 BLWTR, recovered 14%).
MAR 24 2021	FCP 575# on 54/64" ck. 1512 BO, 3373 BW, 1973 MCF. LP 105#. (306403 BLWTR, recovered 15%).
MAR 25 2021	FCP 540# on 62/64" ck. 1521 BO, 3216 BW, 2094 MCF. LP 110#. (303187 BLWTR, recovered 16%).
MAR 26 2021	FCP 510#. 1483 BO, 3077 BW, 2100 MCF. LP 125#. (300110 BLWTR, recovered 16%).
MAR 27 2021	FCP 480#. 1452 BO, 3006 BW, 1953 MCF. LP 95#. (297104 BLWTR, recovered 17%).
MAR 28 2021	FCP 470#. 1419 BO, 2761 BW, 1844 MCF. LP 100#. (294343 BLWTR, recovered 18%).
MAR 29 2021	FCP 480#. 1213 BO, 2441 BW, 1808 MCF. LP 100#. (291902 BLWTR, recovered 19%).
MAR 30 2021	FCP 480#. 1216 BO, 2507 BW, 1562 MCF. LP 85#. (289395 BLWTR, recovered 19%).
MAR 31 2021	FCP 420#. 1298 BO, 2623 BW, 1534 MCF. LP 90#. (286772 BLWTR, recovered 20%).

MEWBOURNE OIL COMPANY  
P. O. BOX 7698  
TYLER, TEXAS 75711

Lease	Inland 26/23 B2PI St Com		Well No	1H	Location	205' FSL & 1220' FEL	
County	Lea	ST NM	Section	26	TwnShp	21S	Rng 34E
Section	Blk		Survey				
Filename							Page 21
API No.							

DATE	DAILY REPORTS																																																																																				
APR 01 2021	FCP 405#. 1273 BO, 2624 BW, 1510 MCF. LP 85#. (284148 BLWTR, recovered 21%).																																																																																				
APR 02 2021	FCP 395#. 1190 BO, 2492 BW, 1333 MCF. LP 85#. (281656 BLWTR, recovered 22%).																																																																																				
APR 03 2021	FCP 385#. 1174 BO, 2324BW, 1254 MCF. LP 85#. (279332 BLWTR, recovered 22%).																																																																																				
APR 04 2021	FCP 400#. 1054 BO, 2193 BW, 914 MCF. LP 110#. (277139 BLWTR, recovered 23%).																																																																																				
APR 05 2021	FCP 345#. 1108 BO, 2289 BW, 1302 MCF. LP 80#. (274850 BLWTR, recovered 23%).																																																																																				
APR 07 2021	MI and set USA Compression 3306TA rental gas lift compressor (Unit #2947). Transferred 10 jts 2 7/8" construction tbg from MOC stock @ L&R Yard. DC \$22,470. TC \$22,470. (RDM/GO/TDR)																																																																																				
APR 13 2021	FCP 260#. MIRU Stone & pump 190 BBW down csg. ND WH & NU BOP. Rack and tally 305 jts 2 7/8" 6.5# L80 w/Permian 1850 IPC (9997.17' T-off) purchased new from ETI. RIH w/tbg & GLVs as follows: <table><tr><td>1</td><td>2 7/8" x 7" AS 1X Pkr w/O/O tool</td><td>10.25'</td></tr><tr><td>1</td><td>2 7/8" 6.5# L80 IPC tbg</td><td>32.96'</td></tr><tr><td>1</td><td>2 7/8" L80 GLV #1</td><td>4.10'</td></tr><tr><td>1</td><td>Seat Nipple</td><td>1.10'</td></tr><tr><td>21</td><td>2 7/8" 6.5# L80 IPC tbg</td><td>694.37'</td></tr><tr><td>1</td><td>2 7/8" L80 GLV #2</td><td>4.10'</td></tr><tr><td>23</td><td>2 7/8" 6.5# L80 IPC tbg</td><td>758.31'</td></tr><tr><td>1</td><td>2 7/8" L80 GLV #3</td><td>4.10'</td></tr><tr><td>23</td><td>2 7/8" 6.5# L80 IPC tbg</td><td>759.79'</td></tr><tr><td>1</td><td>2 7/8" L80 GLV #4</td><td>4.10'</td></tr><tr><td>22</td><td>2 7/8" 6.5# L80 IPC tbg</td><td>725.34'</td></tr><tr><td>1</td><td>2 7/8" L80 GLV #5</td><td>4.10'</td></tr><tr><td>23</td><td>2 7/8" 6.5# L80 IPC tbg</td><td>758.31'</td></tr><tr><td>1</td><td>2 7/8" L80 GLV #6</td><td>4.10'</td></tr><tr><td>22</td><td>2 7/8" 6.5# L80 IPC tbg</td><td>725.97'</td></tr><tr><td>1</td><td>2 7/8" L80 GLV #7</td><td>4.10'</td></tr><tr><td>23</td><td>2 7/8" 6.5# L80 IPC tbg</td><td>758.51'</td></tr><tr><td>1</td><td>2 7/8" L80 GLV #8</td><td>4.10'</td></tr><tr><td>23</td><td>2 7/8" 6.5# L80 IPC tbg</td><td>757.80'</td></tr><tr><td>1</td><td>2 7/8" L80 GLV #9</td><td>4.10'</td></tr><tr><td>22</td><td>2 7/8" 6.5# L80 IPC tbg</td><td>735.37'</td></tr><tr><td>1</td><td>2 7/8" L80 GLV #10</td><td>4.10'</td></tr><tr><td>25</td><td>2 7/8" 6.5# L80 IPC tbg</td><td>824.25'</td></tr><tr><td>1</td><td>2 7/8" L80 GLV #11</td><td>4.10'</td></tr><tr><td>63</td><td>2 7/8" 6.5# L80 IPC tbg</td><td>2077.64'</td></tr><tr><td></td><td>Total tbg</td><td>9665.07</td></tr><tr><td></td><td>KB Correction</td><td>28.00'</td></tr><tr><td></td><td>Tbg set @</td><td>9693.07'</td></tr></table>	1	2 7/8" x 7" AS 1X Pkr w/O/O tool	10.25'	1	2 7/8" 6.5# L80 IPC tbg	32.96'	1	2 7/8" L80 GLV #1	4.10'	1	Seat Nipple	1.10'	21	2 7/8" 6.5# L80 IPC tbg	694.37'	1	2 7/8" L80 GLV #2	4.10'	23	2 7/8" 6.5# L80 IPC tbg	758.31'	1	2 7/8" L80 GLV #3	4.10'	23	2 7/8" 6.5# L80 IPC tbg	759.79'	1	2 7/8" L80 GLV #4	4.10'	22	2 7/8" 6.5# L80 IPC tbg	725.34'	1	2 7/8" L80 GLV #5	4.10'	23	2 7/8" 6.5# L80 IPC tbg	758.31'	1	2 7/8" L80 GLV #6	4.10'	22	2 7/8" 6.5# L80 IPC tbg	725.97'	1	2 7/8" L80 GLV #7	4.10'	23	2 7/8" 6.5# L80 IPC tbg	758.51'	1	2 7/8" L80 GLV #8	4.10'	23	2 7/8" 6.5# L80 IPC tbg	757.80'	1	2 7/8" L80 GLV #9	4.10'	22	2 7/8" 6.5# L80 IPC tbg	735.37'	1	2 7/8" L80 GLV #10	4.10'	25	2 7/8" 6.5# L80 IPC tbg	824.25'	1	2 7/8" L80 GLV #11	4.10'	63	2 7/8" 6.5# L80 IPC tbg	2077.64'		Total tbg	9665.07		KB Correction	28.00'		Tbg set @	9693.07'
1	2 7/8" x 7" AS 1X Pkr w/O/O tool	10.25'																																																																																			
1	2 7/8" 6.5# L80 IPC tbg	32.96'																																																																																			
1	2 7/8" L80 GLV #1	4.10'																																																																																			
1	Seat Nipple	1.10'																																																																																			
21	2 7/8" 6.5# L80 IPC tbg	694.37'																																																																																			
1	2 7/8" L80 GLV #2	4.10'																																																																																			
23	2 7/8" 6.5# L80 IPC tbg	758.31'																																																																																			
1	2 7/8" L80 GLV #3	4.10'																																																																																			
23	2 7/8" 6.5# L80 IPC tbg	759.79'																																																																																			
1	2 7/8" L80 GLV #4	4.10'																																																																																			
22	2 7/8" 6.5# L80 IPC tbg	725.34'																																																																																			
1	2 7/8" L80 GLV #5	4.10'																																																																																			
23	2 7/8" 6.5# L80 IPC tbg	758.31'																																																																																			
1	2 7/8" L80 GLV #6	4.10'																																																																																			
22	2 7/8" 6.5# L80 IPC tbg	725.97'																																																																																			
1	2 7/8" L80 GLV #7	4.10'																																																																																			
23	2 7/8" 6.5# L80 IPC tbg	758.51'																																																																																			
1	2 7/8" L80 GLV #8	4.10'																																																																																			
23	2 7/8" 6.5# L80 IPC tbg	757.80'																																																																																			
1	2 7/8" L80 GLV #9	4.10'																																																																																			
22	2 7/8" 6.5# L80 IPC tbg	735.37'																																																																																			
1	2 7/8" L80 GLV #10	4.10'																																																																																			
25	2 7/8" 6.5# L80 IPC tbg	824.25'																																																																																			
1	2 7/8" L80 GLV #11	4.10'																																																																																			
63	2 7/8" 6.5# L80 IPC tbg	2077.64'																																																																																			
	Total tbg	9665.07																																																																																			
	KB Correction	28.00'																																																																																			
	Tbg set @	9693.07'																																																																																			
	Set pkr w/23 pts compression. Landed tbg hanger though BOP. ND BOP & NU tree. Transferred 19 jts 2 7/8" 6.5# L80 w/Permian 1850 IPC tbg to Fuller 13/12 W1HA Fed Com #2H																																																																																				



MEWBOURNE OIL COMPANY

P. O. BOX 7698

TYLER, TEXAS 75711

Lease

Inland 26/23 B2PI St Com

Well No

1H

Location

205' FSL & 1220' FEL

County

Lea

ST

NM

Section

26

TwNShp

21S

Rng

34E

Section

Blk

Survey

Filename

Page

22

API No.

DATE	DAILY REPORTS																																																																		
	(622.48' T-off). Transferred frac valve (MOC P-5) to MOC stock @ Divine WL yard. RDMO L&R and Stone. Start compressor & PWOL. DC \$102,241. TC \$102,421. (TLW-C)																																																																		
APR 14 2021	TP 40#. FCP 870#. 37 BO, 159 BW, 162 MCF. LP 55#. Drop from report.																																																																		
AUG 05 2021	TP 100#. CP 100#. MIRU L&R WS & L&E pump truck. Blew well down. MIRU On the Mark HO & pump 70 BHO down tbg. Pumped 10 BBW w/biocide down csg. ND gas lift tree & NU 5k x 10k adapter spool & BOP w/annular. Released pkr & POOH w/tbg. LD 10 jts, GLVs & pkr. ND BOP & install ESP wellhead & Larkin adapter. Took delivery of 4 jts of 4 ½" 11.6# J55 LTC csg (168.35 T-off) purchased from Double R Pipe. SWI & SDFD. DC \$18,692. TC \$18,692. (YJ)																																																																		
AUG 06 2021	SICP 0#. MIRU Endurance & Carreon Spooler. Pumped 10 BBW w/biocide down csg. RIH w/ESP assembly. MIRU Hydrostatic & RIH w/tbg testing to 6k below slips. Cable grounded out at 1690'. POOH to 1361' (found cable pinched from clamp). Spliced cable & continue RIH w/tbg testing to 6k below slips. All tbg tested OK. RDMO Hydrostatic. Cable grounded out at 9685'. Pull 1 std (did not find grounded cable). Prep to POOH to find grounded cable. SWI & SDFD. DC \$21,652. TC \$40,344. (YJ)																																																																		
AUG 07 2021	SITP 20#. SICP 20#. Blew well down. POOH to 6674' (found cable with a slight cut in middle of jt). POOH to 7123' to splice. Cut bad part and checked cable (cable on spool still showed grounded). Replace cable. Splice cable & start RIH w/tbg (LEOT @ 6390'). SWI & SDFWE. DC \$8,244. TC \$48,588. (YJ)																																																																		
AUG 10 2021	SITP 10#. SICP 10#. Blew well down. Finished RIH w/Endurance ESP & #2 flat cable as follows: <table><tr><td>1</td><td>5 ½" No Go BP</td><td>.40'</td></tr><tr><td>4</td><td>4 ½" 11.5# J55 csg</td><td>168.35'</td></tr><tr><td>1</td><td>4 ½" pin x 2 ⅞" pin X-O/ Collar</td><td>0.88'</td></tr><tr><td>1</td><td>7" Wellworx Desander</td><td>10.57'</td></tr><tr><td>1</td><td>ELS400 Sensor Ace 6000 psi</td><td>2.15'</td></tr><tr><td>1</td><td>ELS456 Motor (204 HP)</td><td>30.50'</td></tr><tr><td>1</td><td>ELS456 Motor (156 HP)</td><td>23.51'</td></tr><tr><td>1</td><td>ELS400 Protector BSBSL</td><td>8.25'</td></tr><tr><td>1</td><td>400/456 Adapter Protector</td><td>0.35'</td></tr><tr><td>1</td><td>ELS400 Protector BSBSL</td><td>8.24'</td></tr><tr><td>2</td><td>ELS400 Gas Separator Vortex</td><td>5.03'</td></tr><tr><td>1</td><td>ELS400 Pump 3000 (88 stages)</td><td>17.69'</td></tr><tr><td>1</td><td>ELS400 Pump 3000 (88 stages)</td><td>17.69'</td></tr><tr><td>1</td><td>ELS400 Pump 3000 (88 stages)</td><td>17.68'</td></tr><tr><td>1</td><td>ELS400 Pump 3000 (88 stages)</td><td>17.68'</td></tr><tr><td>1</td><td>ELS400 Pump 3000 (88 stages)</td><td>17.70'</td></tr><tr><td>1</td><td>ELS400 bolt on discharge Hd. 2 ⅞" EUE</td><td>0.62'</td></tr><tr><td>1</td><td>2 ⅞" SN</td><td>1.10'</td></tr><tr><td>282</td><td>2 ⅞" 6.5# L80 IPC tbg</td><td>9314.46'</td></tr><tr><td></td><td>Total tbg</td><td>9662.85'</td></tr><tr><td></td><td>KB Correction</td><td>28.00'</td></tr><tr><td></td><td>EOT @</td><td>9690.85'</td></tr></table>	1	5 ½" No Go BP	.40'	4	4 ½" 11.5# J55 csg	168.35'	1	4 ½" pin x 2 ⅞" pin X-O/ Collar	0.88'	1	7" Wellworx Desander	10.57'	1	ELS400 Sensor Ace 6000 psi	2.15'	1	ELS456 Motor (204 HP)	30.50'	1	ELS456 Motor (156 HP)	23.51'	1	ELS400 Protector BSBSL	8.25'	1	400/456 Adapter Protector	0.35'	1	ELS400 Protector BSBSL	8.24'	2	ELS400 Gas Separator Vortex	5.03'	1	ELS400 Pump 3000 (88 stages)	17.69'	1	ELS400 Pump 3000 (88 stages)	17.69'	1	ELS400 Pump 3000 (88 stages)	17.68'	1	ELS400 Pump 3000 (88 stages)	17.68'	1	ELS400 Pump 3000 (88 stages)	17.70'	1	ELS400 bolt on discharge Hd. 2 ⅞" EUE	0.62'	1	2 ⅞" SN	1.10'	282	2 ⅞" 6.5# L80 IPC tbg	9314.46'		Total tbg	9662.85'		KB Correction	28.00'		EOT @	9690.85'
1	5 ½" No Go BP	.40'																																																																	
4	4 ½" 11.5# J55 csg	168.35'																																																																	
1	4 ½" pin x 2 ⅞" pin X-O/ Collar	0.88'																																																																	
1	7" Wellworx Desander	10.57'																																																																	
1	ELS400 Sensor Ace 6000 psi	2.15'																																																																	
1	ELS456 Motor (204 HP)	30.50'																																																																	
1	ELS456 Motor (156 HP)	23.51'																																																																	
1	ELS400 Protector BSBSL	8.25'																																																																	
1	400/456 Adapter Protector	0.35'																																																																	
1	ELS400 Protector BSBSL	8.24'																																																																	
2	ELS400 Gas Separator Vortex	5.03'																																																																	
1	ELS400 Pump 3000 (88 stages)	17.69'																																																																	
1	ELS400 Pump 3000 (88 stages)	17.69'																																																																	
1	ELS400 Pump 3000 (88 stages)	17.68'																																																																	
1	ELS400 Pump 3000 (88 stages)	17.68'																																																																	
1	ELS400 Pump 3000 (88 stages)	17.70'																																																																	
1	ELS400 bolt on discharge Hd. 2 ⅞" EUE	0.62'																																																																	
1	2 ⅞" SN	1.10'																																																																	
282	2 ⅞" 6.5# L80 IPC tbg	9314.46'																																																																	
	Total tbg	9662.85'																																																																	
	KB Correction	28.00'																																																																	
	EOT @	9690.85'																																																																	

**MEWBOURNE OIL COMPANY**  
**P. O. BOX 7698**  
**TYLER, TEXAS 75711**

<b>Lease</b>	<u>Inland 26/23 B2PI St Com</u>		<b>Well No</b>	<u>1H</u>	<b>Location</b>	<u>205' FSL &amp; 1220' FEL</u>			
<b>County</b>	<u>Lea</u>	<b>ST</b>	<u>NM</u>	<b>Section</b>	<u>26</u>	<b>TwShp</b>	<u>21S</u>	<b>Rng</b>	<u>34E</u>
<b>Section</b>	<u></u>		<b>Blk</b>	<u></u>					
<b>Survey</b>	<u></u>								
<b>Filename</b>	<u></u>							<b>Page</b>	<u>23</u>

**API No.**

DATE	DAILY REPORTS
	RDMO Carreon spooler. Installed cable guards from motor tie end to cable splice (176'). Ran cannon clamps on every collar from btm to surface w/1 band per jt. MIRU Sonic & spliced tbh hanger connection. Landed tbh hanger through BOP. ND BOP & NU WH. Installed surface valve. RDMO L&R WS & L&E pump truck. Transferred 9 jts 2 7/8" 6.5# L80 tbh (294.16' T-off) to MOC stock @ L&R yard. PWOL @ 45 Hz w/2405# BHP. DC \$41,833. TC \$90,421. (YJ/DJ)
AUG 11 2021	TP 295#. CP 210#. 670 BO, 262 BW, 300 MCF. (OT 18 hrs). LP 140#. Drop from report.
AUG 19 2021	MO USA 3306TA rental GL compressor (unit #2947). (RDM/EOM/GO/TDR)

## Operator Invoice - JIB



## Partner

035904-01  
SIANA OIL & GAS CO, LLC  
TOM M RAGSDALE  
P O BOX 2246  
CONROE, TX 77305

## Operator

MEWBOURNE OIL COMPANY  
P O BOX 7698  
TYLER, TX 75711-7698  
(903) 561-2900

## Invoice

Op Accounting Month	July 2021
Invoice Number	202107-25519
Invoice Date	2-Aug-2021
Invoiced	(325,404.92)
Disputed	
Accepted	(325,404.92)

Cost Center	A/E	Description	Amount	Cash Call	Invoiced	Disputed	Accepted
62948000	62948000-10	INLAND 26/23 B2PI STATE COM 1H	(0.04)	7,413.37	7,413.33		7,413.33
62948000	62948000-20	INLAND 26/23 B2PI STATE COM 1H	18,355.48	(195,409.64)	(177,054.16)		(177,054.16)
62948000		INLAND 26/23 B2PI STATE COM 1H	2,855.16	165.10	3,020.26		3,020.26
72076000	72076000-10	INLAND 26/23 B2OJ STATE COM 1H	(0.03)	25,802.75	25,802.72		25,802.72
72076000	72076000-20	INLAND 26/23 B2OJ STATE COM 1H	18,758.52	(221,520.92)	(202,762.40)		(202,762.40)
72076000		INLAND 26/23 B2OJ STATE COM 1H	3,549.68	147.60	3,697.28		3,697.28

Invoice Number 202107-25519		Partner 035904-01 SIANA OIL & GAS CO, LLC		Operator MEWBOURNE OIL COMPANY			
Cost Center	AFE	Description	Amount	Cash Call	Invoiced	Disputed	Accepted

--	--	--	--	--	--	--	--

Partner	Operator	Invoice
035904-01 SIANA OIL & GAS CO, LLC TOM M RAGSDALE P O BOX 2246 CONROE, TX 77305	MEWBOURNE OIL COMPANY P O BOX 7698 TYLER, TX 75711-7698 (903) 561-2900	<div>Invoice Number202107-25519</div> <div>Op Accounting MonthJuly 2021</div> <div>Invoiced7,413.33</div> <div>Disputed</div> <div>Accepted7,413.33</div>

[www.energylink.com](http://www.energylink.com)
 Report reflects amounts as at Friday, June 24, 2022 10:28 AM
 Page 21 of 59
 © 2022 Enverus. All rights reserved. Unauthorized use prohibited.



Invoice Number	202107-25519	Partner	035904-01 SIANA OIL & GAS CO, LLC	Operator	MEWBOURNE OIL COMPANY
----------------	--------------	---------	-----------------------------------	----------	-----------------------

**Operator**  
**AFE** 62948000-10 INLAND 26/23 B2PI STATE COM 1H.  
**Cost Center** 62948000 INLAND 26/23 B2PI STATE COM 1H

OP Account	Minor Account Description	Partner Percent	Activity Month	Amounts			
				Gross	Invoiced	Disputed	Accepted
IDC.0180-0106	LOCATION / RESTORATION	10.00000000		(3,358.55)	(335.86)		(335.86)
IDC.0180-0106	LOCATION / RESTORATION	10.00000000		(13,950.90)	(1,395.09)		(1,395.09)
IDC.0180-0106	LOCATION / RESTORATION	10.00000000		(4,521.12)	(452.11)		(452.11)
IDC.0180-0106	LOCATION / RESTORATION	10.00000000		(7,879.67)	(787.97)		(787.97)
IDC.0180-0106	LOCATION / RESTORATION	10.00000000		516.70	51.67		51.67
IDC.0180-0106	LOCATION / RESTORATION	10.00000000		13,950.90	1,395.10		1,395.10
IDC.0180-0106	LOCATION / RESTORATION	10.00000000		3,358.55	335.86		335.86
IDC.0180-0106	LOCATION / RESTORATION	10.00000000		7,879.67	787.97		787.97
IDC.0180-0106	LOCATION / RESTORATION	10.00000000		699.70	69.97		69.97
IDC.0180-0106	LOCATION / RESTORATION	10.00000000		2,956.33	295.63		295.63
IDC.0180-0106	LOCATION / RESTORATION	10.00000000		379.80	37.98		37.98
IDC.0180-0106	LOCATION / RESTORATION	10.00000000		349.85	34.99		34.99
IDC.0180-0106	LOCATION / RESTORATION	10.00000000		5,631.22	563.12		563.12
IDC.0180-0106	LOCATION / RESTORATION	10.00000000		13,546.20	1,354.62		1,354.62
IDC.0180-0106	LOCATION / RESTORATION	10.00000000		1,460.12	146.01		146.01
IDC.0180-0106	LOCATION / RESTORATION	10.00000000		(349.85)	(34.98)		(34.98)
IDC.0180-0106	LOCATION / RESTORATION	10.00000000		(9,264.93)	(926.49)		(926.49)
IDC.0180-0106	LOCATION / RESTORATION	10.00000000		420.50	42.05		42.05
IDC.0180-0106	LOCATION / RESTORATION	10.00000000		9,264.93	926.49		926.49
IDC.0180-0106	LOCATION / RESTORATION	10.00000000		6,103.52	610.36		610.36
IDC.0180-0106	LOCATION / RESTORATION	10.00000000		4,233.48	423.35		423.35
IDC.0180-0106	LOCATION / RESTORATION	10.00000000		(516.70)	(51.67)		(51.67)
IDC.0180-0106	LOCATION / RESTORATION	10.00000000		(2,454.32)	(245.43)		(245.43)
IDC.0180-0106	LOCATION / RESTORATION	10.00000000		(6,103.52)	(610.36)		(610.36)
IDC.0180-0106	LOCATION / RESTORATION	10.00000000		(4,233.48)	(423.35)		(423.35)
IDC.0180-0106	LOCATION / RESTORATION	10.00000000		(36,824.78)	(3,682.48)		(3,682.48)
IDC.0180-0106	LOCATION / RESTORATION	10.00000000		(699.70)	(69.97)		(69.97)
IDC.0180-0106	LOCATION / RESTORATION	10.00000000		(13,546.20)	(1,354.62)		(1,354.62)
IDC.0180-0106	LOCATION / RESTORATION	10.00000000		(379.80)	(37.98)		(37.98)
IDC.0180-0106	LOCATION / RESTORATION	10.00000000		(2,956.33)	(295.63)		(295.63)
IDC.0180-0106	LOCATION / RESTORATION	10.00000000		(420.50)	(42.05)		(42.05)
IDC.0180-0106	LOCATION / RESTORATION	10.00000000		(1,460.12)	(146.02)		(146.02)
IDC.0180-0106	LOCATION / RESTORATION	10.00000000		(3,358.55)	(335.86)		(335.86)
IDC.0180-0106	LOCATION / RESTORATION	10.00000000		(5,631.22)	(563.12)		(563.12)
IDC.0180-0106	LOCATION / RESTORATION	10.00000000		4,521.12	452.11		452.11
IDC.0180-0106	LOCATION / RESTORATION	10.00000000		36,824.78	3,682.48		3,682.48
IDC.0180-0114	FUEL	10.00000000		11,509.29	1,150.93		1,150.93

Invoice Number	202107-25519	Partner	035904-01 SIANA OIL & GAS CO, LLC	Operator	MEWBOURNE OIL COMPANY
----------------	--------------	---------	-----------------------------------	----------	-----------------------

**AFE**  
**Cost Center**

**Operator**  
 62948000-10  
 62948000

INLAND 26/23 B2PI STATE COM 1H,  
 INLAND 26/23 B2PI STATE COM 1H

OP Account	Minor Account Description	Partner Percent	Activity Month	Amounts			
				Gross	Invoiced	Disputed	Accepted
IDC.0180-0114	FUEL	10.00000000		(13,107.24)	(1,310.72)		(1,310.72)
IDC.0180-0114	FUEL	10.00000000		(10,593.75)	(1,059.37)		(1,059.37)
IDC.0180-0114	FUEL	10.00000000		12,748.01	1,274.80		1,274.80
IDC.0180-0114	FUEL	10.00000000		10,593.75	1,059.38		1,059.38
IDC.0180-0114	FUEL	10.00000000		(11,509.29)	(1,150.93)		(1,150.93)
IDC.0180-0114	FUEL	10.00000000		(12,748.01)	(1,274.81)		(1,274.81)
IDC.0180-0114	FUEL	10.00000000		(12,774.88)	(1,277.49)		(1,277.49)
IDC.0180-0114	FUEL	10.00000000		(13,411.47)	(1,341.15)		(1,341.15)
IDC.0180-0114	FUEL	10.00000000		13,107.24	1,310.73		1,310.73
IDC.0180-0114	FUEL	10.00000000		12,774.88	1,277.49		1,277.49
IDC.0180-0114	FUEL	10.00000000		13,411.47	1,341.14		1,341.14
IDC.0180-0121	MUD - SPECIALIZED	10.00000000		645.88	64.59		64.59
IDC.0180-0121	MUD - SPECIALIZED	10.00000000		(3,196.65)	(319.66)		(319.66)
IDC.0180-0121	MUD - SPECIALIZED	10.00000000		(13,147.93)	(1,314.79)		(1,314.79)
IDC.0180-0121	MUD - SPECIALIZED	10.00000000		(3,825.84)	(382.58)		(382.58)
IDC.0180-0121	MUD - SPECIALIZED	10.00000000		(1,749.89)	(174.99)		(174.99)
IDC.0180-0121	MUD - SPECIALIZED	10.00000000		(33,680.46)	(3,368.05)		(3,368.05)
IDC.0180-0121	MUD - SPECIALIZED	10.00000000		33,680.46	3,368.04		3,368.04
IDC.0180-0121	MUD - SPECIALIZED	10.00000000		1,749.89	174.99		174.99
IDC.0180-0121	MUD - SPECIALIZED	10.00000000		13,147.93	1,314.79		1,314.79
IDC.0180-0121	MUD - SPECIALIZED	10.00000000		13,503.30	1,350.33		1,350.33
IDC.0180-0121	MUD - SPECIALIZED	10.00000000		3,196.65	319.66		319.66
IDC.0180-0121	MUD - SPECIALIZED	10.00000000		969.29	96.93		96.93
IDC.0180-0121	MUD - SPECIALIZED	10.00000000		3,825.84	382.59		382.59
IDC.0180-0121	MUD - SPECIALIZED	10.00000000		(13,503.30)	(1,350.33)		(1,350.33)
IDC.0180-0121	MUD - SPECIALIZED	10.00000000		(969.29)	(96.93)		(96.93)
IDC.0180-0121	MUD - SPECIALIZED	10.00000000		(645.88)	(64.59)		(64.59)
IDC.0180-0125	CEMENTING	10.00000000		(2,248.21)	(224.82)		(224.82)
IDC.0180-0125	CEMENTING	10.00000000		(32,545.95)	(3,254.59)		(3,254.59)
IDC.0180-0125	CEMENTING	10.00000000		(1,502.29)	(150.23)		(150.23)
IDC.0180-0125	CEMENTING	10.00000000		25,572.67	2,557.27		2,557.27
IDC.0180-0125	CEMENTING	10.00000000		2,248.21	224.82		224.82
IDC.0180-0125	CEMENTING	10.00000000		3,385.03	338.50		338.50
IDC.0180-0125	CEMENTING	10.00000000		27,538.49	2,753.85		2,753.85
IDC.0180-0125	CEMENTING	10.00000000		(19,825.51)	(1,982.55)		(1,982.55)
IDC.0180-0125	CEMENTING	10.00000000		1,502.29	150.23		150.23
IDC.0180-0125	CEMENTING	10.00000000		32,545.95	3,254.60		3,254.60



Invoice Number	202107-25519	Partner	035904-01 SIANA OIL & GAS CO, LLC	Operator	MEWBOURNE OIL COMPANY
----------------	--------------	---------	-----------------------------------	----------	-----------------------

**Operator**  
**AFE** 62948000-10 INLAND 26/23 B2PI STATE COM 1H,  
**Cost Center** 62948000 INLAND 26/23 B2PI STATE COM 1H

OP Account	Minor Account Description	Partner Percent	Activity Month	Amounts			
				Gross	Invoiced	Disputed	Accepted
IDC.0180-0148	BITS	10.00000000		10,233.51	1,023.36		1,023.36
IDC.0180-0148	BITS	10.00000000		10,022.50	1,002.25		1,002.25
IDC.0180-0148	BITS	10.00000000		17,935.00	1,793.50		1,793.50
IDC.0180-0148	BITS	10.00000000		518.01	51.80		51.80
IDC.0180-0148	BITS	10.00000000		381.91	38.19		38.19
IDC.0180-0148	BITS	10.00000000		8,123.51	812.35		812.35
IDC.0180-0148	BITS	10.00000000		8,294.12	829.42		829.42
IDC.0180-0150	INSPECTION & REPAIR SERVICES	10.00000000		2,214.86	221.49		221.49
IDC.0180-0150	INSPECTION & REPAIR SERVICES	10.00000000		(2,214.86)	(221.48)		(221.48)
IDC.0180-0165	TRANSPORTATION	10.00000000		1,709.00	170.90		170.90
IDC.0180-0165	TRANSPORTATION	10.00000000		1,722.90	172.29		172.29
IDC.0180-0165	TRANSPORTATION	10.00000000		(1,709.00)	(170.90)		(170.90)
IDC.0180-0165	TRANSPORTATION	10.00000000		(341.80)	(34.18)		(34.18)
IDC.0180-0165	TRANSPORTATION	10.00000000		890.05	89.01		89.01
IDC.0180-0165	TRANSPORTATION	10.00000000		694.82	69.49		69.49
IDC.0180-0165	TRANSPORTATION	10.00000000		1,068.96	106.90		106.90
IDC.0180-0165	TRANSPORTATION	10.00000000		(386.65)	(38.67)		(38.67)
IDC.0180-0165	TRANSPORTATION	10.00000000		(694.82)	(69.48)		(69.48)
IDC.0180-0165	TRANSPORTATION	10.00000000		1,722.90	172.29		172.29
IDC.0180-0165	TRANSPORTATION	10.00000000		341.80	34.18		34.18
IDC.0180-0165	TRANSPORTATION	10.00000000		395.13	39.52		39.52
IDC.0180-0165	TRANSPORTATION	10.00000000		427.25	42.72		42.72
IDC.0180-0165	TRANSPORTATION	10.00000000		529.79	52.97		52.97
IDC.0180-0165	TRANSPORTATION	10.00000000		1,709.00	170.90		170.90
IDC.0180-0165	TRANSPORTATION	10.00000000		694.82	69.49		69.49
IDC.0180-0165	TRANSPORTATION	10.00000000		683.60	68.36		68.36
IDC.0180-0165	TRANSPORTATION	10.00000000		(1,722.90)	(172.29)		(172.29)
IDC.0180-0165	TRANSPORTATION	10.00000000		(395.13)	(39.52)		(39.52)
IDC.0180-0165	TRANSPORTATION	10.00000000		(694.82)	(69.48)		(69.48)
IDC.0180-0165	TRANSPORTATION	10.00000000		386.65	38.67		38.67
IDC.0180-0165	TRANSPORTATION	10.00000000		(1,068.96)	(106.90)		(106.90)
IDC.0180-0165	TRANSPORTATION	10.00000000		(890.05)	(89.00)		(89.00)
IDC.0180-0165	TRANSPORTATION	10.00000000		(1,722.90)	(172.29)		(172.29)
IDC.0180-0165	TRANSPORTATION	10.00000000		(529.79)	(52.98)		(52.98)
IDC.0180-0165	TRANSPORTATION	10.00000000		(1,709.00)	(170.90)		(170.90)
IDC.0180-0165	TRANSPORTATION	10.00000000		(427.25)	(42.73)		(42.73)
IDC.0180-0165	TRANSPORTATION	10.00000000		(683.60)	(68.36)		(68.36)



Invoice Number	202107-25519	Partner	035904-01 SIANA OIL & GAS CO, LLC	Operator	MEWBOURNE OIL COMPANY
----------------	--------------	---------	-----------------------------------	----------	-----------------------

**AFE**  
**Cost Center**

**Operator**  
 62948000-10  
 62948000

INLAND 26/23 B2PI STATE COM 1H,  
 INLAND 26/23 B2PI STATE COM 1H

OP Account	Minor Account Description	Partner Percent	Activity Month	Amounts			
				Gross	Invoiced	Disputed	Accepted
IDC.0180-0168	WELDING / CONSTRUCTION / MAINT. SERVICES	10.00000000		(567.41)	(56.74)		(56.74)
IDC.0180-0168	WELDING / CONSTRUCTION / MAINT. SERVICES	10.00000000		419.59	41.96		41.96
IDC.0180-0168	WELDING / CONSTRUCTION / MAINT. SERVICES	10.00000000		654.20	65.41		65.41
IDC.0180-0168	WELDING / CONSTRUCTION / MAINT. SERVICES	10.00000000		567.41	56.73		56.73
IDC.0180-0168	WELDING / CONSTRUCTION / MAINT. SERVICES	10.00000000		(419.59)	(41.96)		(41.96)
IDC.0180-0168	WELDING / CONSTRUCTION / MAINT. SERVICES	10.00000000		(654.20)	(65.42)		(65.42)
IDC.0180-0170	CONTRACT SERVICES & SUPERVISION	10.00000000		(11,077.50)	(1,107.75)		(1,107.75)
IDC.0180-0170	CONTRACT SERVICES & SUPERVISION	10.00000000		(4,747.50)	(474.75)		(474.75)
IDC.0180-0170	CONTRACT SERVICES & SUPERVISION	10.00000000		(11,077.50)	(1,107.75)		(1,107.75)
IDC.0180-0170	CONTRACT SERVICES & SUPERVISION	10.00000000		11,077.50	1,107.75		1,107.75
IDC.0180-0170	CONTRACT SERVICES & SUPERVISION	10.00000000		(11,077.50)	(1,107.75)		(1,107.75)
IDC.0180-0170	CONTRACT SERVICES & SUPERVISION	10.00000000		(11,077.50)	(1,107.75)		(1,107.75)
IDC.0180-0170	CONTRACT SERVICES & SUPERVISION	10.00000000		11,077.50	1,107.75		1,107.75
IDC.0180-0170	CONTRACT SERVICES & SUPERVISION	10.00000000		4,747.50	474.74		474.74
IDC.0180-0170	CONTRACT SERVICES & SUPERVISION	10.00000000		11,077.50	1,107.75		1,107.75
IDC.0180-0170	CONTRACT SERVICES & SUPERVISION	10.00000000		11,077.50	1,107.75		1,107.75
IDC.0180-0180	EQUIPMENT RENTAL	10.00000000		1,781.85	178.19		178.19
IDC.0180-0180	EQUIPMENT RENTAL	10.00000000		402.10	40.21		40.21
IDC.0180-0180	EQUIPMENT RENTAL	10.00000000		1,055.00	105.50		105.50
IDC.0180-0180	EQUIPMENT RENTAL	10.00000000		5,215.12	521.51		521.51
IDC.0180-0180	EQUIPMENT RENTAL	10.00000000		710.30	71.02		71.02
IDC.0180-0180	EQUIPMENT RENTAL	10.00000000		3,508.79	350.88		350.88
IDC.0180-0180	EQUIPMENT RENTAL	10.00000000		10,550.00	1,055.00		1,055.00
IDC.0180-0180	EQUIPMENT RENTAL	10.00000000		5,802.51	580.26		580.26
IDC.0180-0180	EQUIPMENT RENTAL	10.00000000		1,345.60	134.56		134.56
IDC.0180-0180	EQUIPMENT RENTAL	10.00000000		527.51	52.75		52.75
IDC.0180-0180	EQUIPMENT RENTAL	10.00000000		1,576.00	157.60		157.60
IDC.0180-0180	EQUIPMENT RENTAL	10.00000000		5,833.30	583.32		583.32
IDC.0180-0180	EQUIPMENT RENTAL	10.00000000		1,429.70	142.97		142.97
IDC.0180-0180	EQUIPMENT RENTAL	10.00000000		(13,649.59)	(1,364.96)		(1,364.96)
IDC.0180-0180	EQUIPMENT RENTAL	10.00000000		(5,802.51)	(580.25)		(580.25)
IDC.0180-0180	EQUIPMENT RENTAL	10.00000000		(527.51)	(52.75)		(52.75)
IDC.0180-0180	EQUIPMENT RENTAL	10.00000000		(1,429.70)	(142.97)		(142.97)
IDC.0180-0180	EQUIPMENT RENTAL	10.00000000		2,901.45	290.14		290.14
IDC.0180-0180	EQUIPMENT RENTAL	10.00000000		(1,781.85)	(178.19)		(178.19)
IDC.0180-0180	EQUIPMENT RENTAL	10.00000000		(9,944.24)	(994.43)		(994.43)
IDC.0180-0180	EQUIPMENT RENTAL	10.00000000		(710.30)	(71.03)		(71.03)



Invoice Number	202107-25519	Partner	035904-01 SIANA OIL & GAS CO, LLC	Operator	MEWBOURNE OIL COMPANY
----------------	--------------	---------	-----------------------------------	----------	-----------------------

**AFE**                      **Operator**  
 62948000-10            INLAND 26/23 B2PI STATE COM 1H,  
**Cost Center**            62948000            INLAND 26/23 B2PI STATE COM 1H

OP Account	Minor Account Description	Partner Percent	Activity Month	Amounts			
				Gross	Invoiced	Disputed	Accepted
IDC.0180-0180	EQUIPMENT RENTAL	10.00000000		(1,879.98)	(188.00)		(188.00)
IDC.0180-0180	EQUIPMENT RENTAL	10.00000000		(402.10)	(40.21)		(40.21)
IDC.0180-0180	EQUIPMENT RENTAL	10.00000000		(1,288.16)	(128.82)		(128.82)
IDC.0180-0180	EQUIPMENT RENTAL	10.00000000		(5,833.30)	(583.33)		(583.33)
IDC.0180-0180	EQUIPMENT RENTAL	10.00000000		(1,576.00)	(157.60)		(157.60)
IDC.0180-0180	EQUIPMENT RENTAL	10.00000000		(569.94)	(56.99)		(56.99)
IDC.0180-0180	EQUIPMENT RENTAL	10.00000000		(3,508.79)	(350.88)		(350.88)
IDC.0180-0180	EQUIPMENT RENTAL	10.00000000		(45,866.04)	(4,586.61)		(4,586.61)
IDC.0180-0180	EQUIPMENT RENTAL	10.00000000		(9,586.42)	(958.64)		(958.64)
IDC.0180-0180	EQUIPMENT RENTAL	10.00000000		(5,215.12)	(521.51)		(521.51)
IDC.0180-0180	EQUIPMENT RENTAL	10.00000000		(2,901.45)	(290.14)		(290.14)
IDC.0180-0180	EQUIPMENT RENTAL	10.00000000		(10,550.00)	(1,055.00)		(1,055.00)
IDC.0180-0180	EQUIPMENT RENTAL	10.00000000		(1,345.60)	(134.56)		(134.56)
IDC.0180-0180	EQUIPMENT RENTAL	10.00000000		(1,055.00)	(105.50)		(105.50)
IDC.0180-0180	EQUIPMENT RENTAL	10.00000000		569.94	57.00		57.00
IDC.0180-0180	EQUIPMENT RENTAL	10.00000000		9,944.24	994.42		994.42
IDC.0180-0180	EQUIPMENT RENTAL	10.00000000		1,288.16	128.82		128.82
IDC.0180-0180	EQUIPMENT RENTAL	10.00000000		13,649.59	1,364.96		1,364.96
IDC.0180-0180	EQUIPMENT RENTAL	10.00000000		9,586.42	958.64		958.64
IDC.0180-0180	EQUIPMENT RENTAL	10.00000000		1,879.98	188.00		188.00
IDC.0180-0180	EQUIPMENT RENTAL	10.00000000		45,866.04	4,586.60		4,586.60
IDC.0180-0188	INTANGIBLE SUPPLIES	10.00000000		(8,925.31)	(892.53)		(892.53)
IDC.0180-0188	INTANGIBLE SUPPLIES	10.00000000		1,948.50	194.86		194.86
IDC.0180-0188	INTANGIBLE SUPPLIES	10.00000000		8,925.31	892.54		892.54
IDC.0180-0188	INTANGIBLE SUPPLIES	10.00000000		233.13	23.31		23.31
IDC.0180-0188	INTANGIBLE SUPPLIES	10.00000000		(1,948.50)	(194.85)		(194.85)
IDC.0180-0188	INTANGIBLE SUPPLIES	10.00000000		(233.13)	(23.31)		(23.31)
IDC.0180-0195	COMPANY SUPERVISION	10.00000000		(1,500.00)	(150.00)		(150.00)
IDC.0180-0195	COMPANY SUPERVISION	10.00000000		550.00	55.00		55.00
IDC.0180-0195	COMPANY SUPERVISION	10.00000000		1,125.00	112.50		112.50
IDC.0180-0195	COMPANY SUPERVISION	10.00000000		(2,362.50)	(236.25)		(236.25)
IDC.0180-0195	COMPANY SUPERVISION	10.00000000		(525.00)	(52.50)		(52.50)
IDC.0180-0195	COMPANY SUPERVISION	10.00000000		195.00	19.50		19.50
IDC.0180-0195	COMPANY SUPERVISION	10.00000000		600.00	60.00		60.00
IDC.0180-0195	COMPANY SUPERVISION	10.00000000		2,812.50	281.25		281.25
IDC.0180-0195	COMPANY SUPERVISION	10.00000000		525.00	52.50		52.50
IDC.0180-0195	COMPANY SUPERVISION	10.00000000		412.50	41.25		41.25

Invoice Number	202107-25519	Partner	035904-01 SIANA OIL & GAS CO, LLC	Operator	MEWBOURNE OIL COMPANY
----------------	--------------	---------	-----------------------------------	----------	-----------------------

**AFE**  
**Cost Center**

**Operator**  
 62948000-10  
 62948000

INLAND 26/23 B2PI STATE COM 1H,  
 INLAND 26/23 B2PI STATE COM 1H

OP Account	Minor Account Description	Partner Percent	Activity Month	Amounts			
				Gross	Invoiced	Disputed	Accepted
IDC.0180-0195	COMPANY SUPERVISION	10.00000000		325.00	32.50		32.50
IDC.0180-0195	COMPANY SUPERVISION	10.00000000		625.00	62.50		62.50
IDC.0180-0195	COMPANY SUPERVISION	10.00000000		1,300.00	130.00		130.00
IDC.0180-0195	COMPANY SUPERVISION	10.00000000		625.00	62.50		62.50
IDC.0180-0195	COMPANY SUPERVISION	10.00000000		625.00	62.50		62.50
IDC.0180-0195	COMPANY SUPERVISION	10.00000000		1,050.00	105.00		105.00
IDC.0180-0195	COMPANY SUPERVISION	10.00000000		2,362.50	236.24		236.24
IDC.0180-0195	COMPANY SUPERVISION	10.00000000		4,725.00	472.50		472.50
IDC.0180-0195	COMPANY SUPERVISION	10.00000000		5,218.50	521.84		521.84
IDC.0180-0195	COMPANY SUPERVISION	10.00000000		1,575.00	157.50		157.50
IDC.0180-0195	COMPANY SUPERVISION	10.00000000		5,040.00	504.00		504.00
IDC.0180-0195	COMPANY SUPERVISION	10.00000000		12,600.00	1,260.00		1,260.00
IDC.0180-0195	COMPANY SUPERVISION	10.00000000		750.00	75.00		75.00
IDC.0180-0195	COMPANY SUPERVISION	10.00000000		1,911.00	191.09		191.09
IDC.0180-0195	COMPANY SUPERVISION	10.00000000		5,943.00	594.29		594.29
IDC.0180-0195	COMPANY SUPERVISION	10.00000000		2,250.00	224.99		224.99
IDC.0180-0195	COMPANY SUPERVISION	10.00000000		1,695.00	169.50		169.50
IDC.0180-0195	COMPANY SUPERVISION	10.00000000		3,375.00	337.50		337.50
IDC.0180-0195	COMPANY SUPERVISION	10.00000000		600.00	60.00		60.00
IDC.0180-0195	COMPANY SUPERVISION	10.00000000		(1,300.00)	(130.00)		(130.00)
IDC.0180-0195	COMPANY SUPERVISION	10.00000000		(1,031.25)	(103.13)		(103.13)
IDC.0180-0195	COMPANY SUPERVISION	10.00000000		(650.00)	(65.00)		(65.00)
IDC.0180-0195	COMPANY SUPERVISION	10.00000000		650.00	64.99		64.99
IDC.0180-0195	COMPANY SUPERVISION	10.00000000		1,562.50	156.25		156.25
IDC.0180-0195	COMPANY SUPERVISION	10.00000000		625.00	62.50		62.50
IDC.0180-0195	COMPANY SUPERVISION	10.00000000		368.75	36.88		36.88
IDC.0180-0195	COMPANY SUPERVISION	10.00000000		1,031.25	103.12		103.12
IDC.0180-0195	COMPANY SUPERVISION	10.00000000		1,275.00	127.50		127.50
IDC.0180-0195	COMPANY SUPERVISION	10.00000000		(2,812.50)	(281.25)		(281.25)
IDC.0180-0195	COMPANY SUPERVISION	10.00000000		(625.00)	(62.50)		(62.50)
IDC.0180-0195	COMPANY SUPERVISION	10.00000000		(325.00)	(32.50)		(32.50)
IDC.0180-0195	COMPANY SUPERVISION	10.00000000		(625.00)	(62.50)		(62.50)
IDC.0180-0195	COMPANY SUPERVISION	10.00000000		(550.00)	(55.00)		(55.00)
IDC.0180-0195	COMPANY SUPERVISION	10.00000000		(625.00)	(62.50)		(62.50)
IDC.0180-0195	COMPANY SUPERVISION	10.00000000		(4,725.00)	(472.50)		(472.50)
IDC.0180-0195	COMPANY SUPERVISION	10.00000000		(5,943.00)	(594.30)		(594.30)
IDC.0180-0195	COMPANY SUPERVISION	10.00000000		(3,375.00)	(337.50)		(337.50)

Invoice Number	202107-25519	Partner	035904-01 SIANA OIL & GAS CO, LLC	Operator	MEWBOURNE OIL COMPANY
	Operator				
AFE	62948000-10	INLAND 26/23 B2PI STATE COM 1H,			
Cost Center	62948000	INLAND 26/23 B2PI STATE COM 1H			

## TANGIBLE WELL COST

TWC.0181-0794	CASING (10.1' - 19.0')	10.00000000		(68,576.55)	(6,857.66)		(6,857.66)
TWC.0181-0794	CASING (10.1' - 19.0')	10.00000000		68,576.55	6,857.65		6,857.65
TWC.0181-0795	CASING (8.1' - 10.0')	10.00000000		(61,004.39)	(6,100.44)		(6,100.44)
TWC.0181-0795	CASING (8.1' - 10.0')	10.00000000		(24,484.56)	(2,448.45)		(2,448.45)
TWC.0181-0795	CASING (8.1' - 10.0')	10.00000000		(47,531.66)	(4,753.17)		(4,753.17)
TWC.0181-0795	CASING (8.1' - 10.0')	10.00000000		24,484.56	2,448.45		2,448.45
TWC.0181-0795	CASING (8.1' - 10.0')	10.00000000		61,004.39	6,100.43		6,100.43
TWC.0181-0795	CASING (8.1' - 10.0')	10.00000000		47,531.66	4,753.17		4,753.17
TWC.0181-0796	CASING (6.1' - 8.0')	10.00000000		(253,175.80)	(25,317.58)		(25,317.58)

[www.energylink.com](http://www.energylink.com)
 Report reflects amounts as at Friday, June 24, 2022 10:28 AM
 Page 30 of 59  
 © 2022 Enverus. All rights reserved. Unauthorized use prohibited.



## Statement

Partner	Operator	Invoice
035904-01 SIANA OIL & GAS CO, LLC TOM M RAGSDALE P O BOX 2246 CONROE, TX 77305	MEWBOURNE OIL COMPANY P O BOX 7698 TYLER, TX 75711-7698 (903) 561-2900	Invoice Number 202107-25519 Op Accounting Month July 2021 Invoiced (177,054.16) Disputed Accepted (177,054.16)

AFE Cost Center	Operator								
	62948000-20	INLAND 26/23 B2PI STATE COM 1H,							
	62948000	INLAND 26/23 B2PI STATE COM 1H							
	OP Account	Minor Account Description	Partner Percent	Activity Month	Amounts				
					Gross	Invoiced	Disputed	Accepted	
Cash_Call									
Cash Call									
	CSH.CASHCALL	Cash Call	100.00000000			(195,409.64)		(195,409.64)	
				Total Cash Call		(195,409.64)		(195,409.64)	
				Total Cash_Call		(195,409.64)		(195,409.64)	
Capital									
EQUIPMENT BEYOND WELLHEAD									
	EBWH.0181-0886	SERVICE PUMPS	10.00000000		1,049.56	104.96		104.96	
				Total EQUIPMENT BEYOND WELLHEAD	1,049.56	104.96		104.96	
INTANGIBLE WELL COST									
	IDC.0180-0205	LOCATION / ROAD / SITE / PREPARATION	10.00000000		23,652.56	2,365.26		2,365.26	
	IDC.0180-0205	LOCATION / ROAD / SITE / PREPARATION	10.00000000		(23,652.56)	(2,365.25)		(2,365.25)	
	IDC.0180-0234	CASING / TUBING / SNUBBING SERVICES	10.00000000		(4,429.06)	(442.91)		(442.91)	
	IDC.0180-0234	CASING / TUBING / SNUBBING SERVICES	10.00000000		4,429.06	442.90		442.90	
	IDC.0180-0245	WATER AND OTHER	10.00000000		175,132.64	17,513.26		17,513.26	
	IDC.0180-0258	TESTING & FLOWBACK SERVICES	10.00000000		2,207.63	220.77		220.77	
	IDC.0180-0258	TESTING & FLOWBACK SERVICES	10.00000000		(2,207.63)	(220.76)		(220.76)	
	IDC.0180-0265	TRANSPORTATION	10.00000000		529.79	52.98		52.98	
	IDC.0180-0265	TRANSPORTATION	10.00000000		650.00	64.99		64.99	
	IDC.0180-0265	TRANSPORTATION	10.00000000		650.00	64.99		64.99	
	IDC.0180-0265	TRANSPORTATION	10.00000000		(650.00)	(65.00)		(65.00)	
	IDC.0180-0265	TRANSPORTATION	10.00000000		(529.79)	(52.98)		(52.98)	
	IDC.0180-0265	TRANSPORTATION	10.00000000		(650.00)	(65.00)		(65.00)	
	IDC.0180-0295	COMPANY SUPERVISION	10.00000000		(650.00)	(65.00)		(65.00)	
	IDC.0180-0295	COMPANY SUPERVISION	10.00000000		637.50	63.75		63.75	
	IDC.0180-0295	COMPANY SUPERVISION	10.00000000		650.00	64.99		64.99	
	IDC.0180-0295	COMPANY SUPERVISION	10.00000000		(637.50)	(63.75)		(63.75)	



Invoice Number	202107-25519	Partner	035904-01 SIANA OIL & GAS CO, LLC	Operator	MEWBOURNE OIL COMPANY			
AFE	Operator							
	62948000-20	INLAND 26/23 B2PI STATE COM 1H,						
Cost Center	62948000	INLAND 26/23 B2PI STATE COM 1H						
					Amounts			
	OP Account	Minor Account Description	Partner Percent	Activity Month	Gross	Invoiced	Disputed	Accepted
	IDC.0180-0296	OVERHEAD FIXED RATE	10.00000000		7,372.66	737.27		737.27
				Total INTANGIBLE WELL COST	182,505.30	18,250.51		18,250.51
TANGIBLE WELL COST								
	TWC.0181-0871	HORIZONTAL COMPLETION TOOLS	10.00000000		(47,460.23)	(4,746.02)		(4,746.02)
	TWC.0181-0871	HORIZONTAL COMPLETION TOOLS	10.00000000		47,460.23	4,746.03		4,746.03
				Total TANGIBLE WELL COST	0.00	0.01		0.01
				Total Capital	183,554.86	18,355.48		18,355.48
				Total Statement	183,554.86	(177,054.16)		(177,054.16)

## Statement

Partner	Operator	Invoice										
035904-01 SIANA OIL & GAS CO, LLC TOM M RAGSDALE P O BOX 2246 CONROE, TX 77305	MEWBOURNE OIL COMPANY P O BOX 7698 TYLER, TX 75711-7698 (903) 561-2900	<table><tr><td>Invoice Number</td><td>202107-25519</td></tr><tr><td>Op Accounting Month</td><td>July 2021</td></tr><tr><td>Invoiced</td><td>3,020.26</td></tr><tr><td>Disputed</td><td></td></tr><tr><td>Accepted</td><td>3,020.26</td></tr></table>	Invoice Number	202107-25519	Op Accounting Month	July 2021	Invoiced	3,020.26	Disputed		Accepted	3,020.26
Invoice Number	202107-25519											
Op Accounting Month	July 2021											
Invoiced	3,020.26											
Disputed												
Accepted	3,020.26											

Operator		Amounts			
A/E	Cost Center	OP Account	Minor Account Description	Partner Percent	Activity Month
					Gross Invoiced Disputed Accepted
<b>Cash_Call</b>					
Cash Call					
		CSH.CASHCALL	Cash Call	100.00000000	165.10 165.10
				<b>Total Cash Call</b>	<b>165.10 165.10</b>
				<b>Total Cash_Call</b>	<b>165.10 165.10</b>
<b>Expense</b>					
LEASE OPERATING EXPENSE					
		LOE.0182-0400	PUMPING	10.00000000	900.00 90.00 90.00
		LOE.0182-0400	PUMPING	10.00000000	900.00 90.00 90.00
		LOE.0182-0418	EMISSIONS CONTROL EQUIPMENT MAINTENANCE	10.00000000	271.35 27.13 27.13
		LOE.0182-0418	EMISSIONS CONTROL EQUIPMENT MAINTENANCE	10.00000000	854.95 85.50 85.50
		LOE.0182-0420	LEASE & FACILITY	10.00000000	750.00 75.00 75.00
		LOE.0182-0420	LEASE & FACILITY	10.00000000	247.50 24.75 24.75
		LOE.0182-0420	LEASE & FACILITY	10.00000000	375.00 37.50 37.50
		LOE.0182-0421	LEASE & FACILITY MAINTENANCE	10.00000000	184.62 18.46 18.46
		LOE.0182-0421	LEASE & FACILITY MAINTENANCE	10.00000000	578.56 57.86 57.86
		LOE.0182-0424	RENTAL SERVICES	10.00000000	4,747.51 474.75 474.75
		LOE.0182-0424	RENTAL SERVICES	10.00000000	3,390.85 339.08 339.08
		LOE.0182-0429	SALT WATER DISPOSAL	10.00000000	9,104.95 910.50 910.50
		LOE.0182-0430	WELL EQUIPMENT-SURFACE	10.00000000	2,368.39 236.84 236.84
		LOE.0182-0440	COMPANY SUPERVISION	10.00000000	1,250.00 125.00 125.00
		LOE.0182-0440	COMPANY SUPERVISION	10.00000000	1,250.00 125.00 125.00
		LOE.0182-0449	MISCELLANEOUS EQUIPMENT RENTAL	10.00000000	488.83 48.88 48.88
		LOE.0182-0460	OVERHEAD-FIXED RATE	10.00000000	889.09 88.91 88.91
				<b>Total LEASE OPERATING EXPENSE</b>	<b>28,551.60 2,855.16 2,855.16</b>
				<b>Total Expense</b>	<b>28,551.60 2,855.16 2,855.16</b>

Invoice Number	202107-25519	Partner	035904-01 SIANA OIL & GAS CO, LLC	Operator	MEWBOURNE OIL COMPANY
AFE	Operator				
Cost Center	62948000	INLAND 26/23 B2PI STATE COM 1H			
OP Account	Minor Account Description	Partner Percent	Activity Month	Amounts	
				Gross	Invoiced
				Disputed	Accepted
		Total Statement		28,551.60	3,020.26
					3,020.26

## Statement

Partner	Operator	Invoice
035904-01 SIANA OIL & GAS CO, LLC TOM M RAGSDALE P O BOX 2246 CONROE, TX 77305	MEWBOURNE OIL COMPANY P O BOX 7698 TYLER, TX 75711-7698 (903) 561-2900	<div>Invoice Number 202107-25519</div> <div>Op Accounting Month July 2021</div> <div>Invoiced 25,802.72</div> <div>Disputed</div> <div>Accepted 25,802.72</div>

AFE	Operator	Minor Account Description	Partner Percent	Activity Month	Amounts			
					Gross	Invoiced	Disputed	Accepted
Cost Center	72076000-10	INLAND 26/23 B20J STATE COM 1H,						
	72076000	INLAND 26/23 B20J STATE COM 1H						
OP Account								
Cash_Call								
Cash Call								
	CSH.CASHCALL	Cash Call	100.00000000			25,802.75		25,802.75
Total Cash Call						25,802.75		25,802.75
Total Cash_Call						25,802.75		25,802.75
Capital								
INTANGIBLE WELL COST								
	IDC.0180-0100	REGULATORY PERMITS & SURVEYS	10.00000000		(1,623.29)	(162.33)		(162.33)
	IDC.0180-0100	REGULATORY PERMITS & SURVEYS	10.00000000		(1,944.63)	(194.47)		(194.47)
	IDC.0180-0100	REGULATORY PERMITS & SURVEYS	10.00000000		(1,878.12)	(187.81)		(187.81)
	IDC.0180-0100	REGULATORY PERMITS & SURVEYS	10.00000000		(637.22)	(63.72)		(63.72)
	IDC.0180-0100	REGULATORY PERMITS & SURVEYS	10.00000000		(500.00)	(50.00)		(50.00)
	IDC.0180-0100	REGULATORY PERMITS & SURVEYS	10.00000000		(957.74)	(95.78)		(95.78)
	IDC.0180-0100	REGULATORY PERMITS & SURVEYS	10.00000000		(88.50)	(8.86)		(8.86)
	IDC.0180-0100	REGULATORY PERMITS & SURVEYS	10.00000000		1,623.29	162.32		162.32
	IDC.0180-0100	REGULATORY PERMITS & SURVEYS	10.00000000		637.22	63.72		63.72
	IDC.0180-0100	REGULATORY PERMITS & SURVEYS	10.00000000		1,944.63	194.46		194.46
	IDC.0180-0100	REGULATORY PERMITS & SURVEYS	10.00000000		957.74	95.78		95.78
	IDC.0180-0100	REGULATORY PERMITS & SURVEYS	10.00000000		88.50	8.86		8.86
	IDC.0180-0100	REGULATORY PERMITS & SURVEYS	10.00000000		1,878.12	187.81		187.81
	IDC.0180-0100	REGULATORY PERMITS & SURVEYS	10.00000000		500.00	50.00		50.00
	IDC.0180-0105	LOCATION / ROAD / SITE / PREPARATION	10.00000000		(2,532.53)	(253.25)		(253.25)
	IDC.0180-0105	LOCATION / ROAD / SITE / PREPARATION	10.00000000		(18,029.13)	(1,802.91)		(1,802.91)
	IDC.0180-0105	LOCATION / ROAD / SITE / PREPARATION	10.00000000		(2,864.32)	(286.43)		(286.43)
	IDC.0180-0105	LOCATION / ROAD / SITE / PREPARATION	10.00000000		(23,360.87)	(2,336.09)		(2,336.09)
	IDC.0180-0105	LOCATION / ROAD / SITE / PREPARATION	10.00000000		(6,958.80)	(695.88)		(695.88)
	IDC.0180-0105	LOCATION / ROAD / SITE / PREPARATION	10.00000000		(31,423.17)	(3,142.32)		(3,142.32)

Invoice Number	202107-25519	Partner	035904-01 SIANA OIL & GAS CO, LLC	Operator	MEWBOURNE OIL COMPANY
----------------	--------------	---------	-----------------------------------	----------	-----------------------

**Operator**  
**AFE** 72076000-10 INLAND 26/23 B2OJ STATE COM 1H,  
**Cost Center** 72076000 INLAND 26/23 B2OJ STATE COM 1H

OP Account	Minor Account Description	Partner Percent	Activity Month	Amounts			
				Gross	Invoiced	Disputed	Accepted
IDC.0180-0105	LOCATION / ROAD / SITE / PREPARATION	10.00000000		2,532.53	253.26		253.26
IDC.0180-0105	LOCATION / ROAD / SITE / PREPARATION	10.00000000		31,423.17	3,142.32		3,142.32
IDC.0180-0105	LOCATION / ROAD / SITE / PREPARATION	10.00000000		6,958.80	695.88		695.88
IDC.0180-0105	LOCATION / ROAD / SITE / PREPARATION	10.00000000		2,864.32	286.43		286.43
IDC.0180-0105	LOCATION / ROAD / SITE / PREPARATION	10.00000000		23,360.87	2,336.08		2,336.08
IDC.0180-0105	LOCATION / ROAD / SITE / PREPARATION	10.00000000		18,029.13	1,802.91		1,802.91
IDC.0180-0106	LOCATION / RESTORATION	10.00000000		(10,592.35)	(1,059.23)		(1,059.23)
IDC.0180-0106	LOCATION / RESTORATION	10.00000000		13,692.55	1,369.25		1,369.25
IDC.0180-0106	LOCATION / RESTORATION	10.00000000		8,008.85	800.88		800.88
IDC.0180-0106	LOCATION / RESTORATION	10.00000000		1,930.65	193.07		193.07
IDC.0180-0106	LOCATION / RESTORATION	10.00000000		61.93	6.19		6.19
IDC.0180-0106	LOCATION / RESTORATION	10.00000000		810.00	81.00		81.00
IDC.0180-0106	LOCATION / RESTORATION	10.00000000		10,592.35	1,059.24		1,059.24
IDC.0180-0106	LOCATION / RESTORATION	10.00000000		12,077.86	1,207.78		1,207.78
IDC.0180-0106	LOCATION / RESTORATION	10.00000000		480.40	48.04		48.04
IDC.0180-0106	LOCATION / RESTORATION	10.00000000		289.09	28.91		28.91
IDC.0180-0106	LOCATION / RESTORATION	10.00000000		2,743.00	274.30		274.30
IDC.0180-0106	LOCATION / RESTORATION	10.00000000		(810.00)	(81.01)		(81.01)
IDC.0180-0106	LOCATION / RESTORATION	10.00000000		683.31	68.32		68.32
IDC.0180-0106	LOCATION / RESTORATION	10.00000000		6,514.63	651.46		651.46
IDC.0180-0106	LOCATION / RESTORATION	10.00000000		(6,514.63)	(651.47)		(651.47)
IDC.0180-0106	LOCATION / RESTORATION	10.00000000		(480.40)	(48.04)		(48.04)
IDC.0180-0106	LOCATION / RESTORATION	10.00000000		(8,008.85)	(800.88)		(800.88)
IDC.0180-0106	LOCATION / RESTORATION	10.00000000		(683.31)	(68.33)		(68.33)
IDC.0180-0106	LOCATION / RESTORATION	10.00000000		(12,077.86)	(1,207.79)		(1,207.79)
IDC.0180-0106	LOCATION / RESTORATION	10.00000000		(2,743.00)	(274.30)		(274.30)
IDC.0180-0106	LOCATION / RESTORATION	10.00000000		(13,692.55)	(1,369.25)		(1,369.25)
IDC.0180-0106	LOCATION / RESTORATION	10.00000000		(1,930.65)	(193.06)		(193.06)
IDC.0180-0106	LOCATION / RESTORATION	10.00000000		(289.09)	(28.91)		(28.91)
IDC.0180-0106	LOCATION / RESTORATION	10.00000000		(61.93)	(6.20)		(6.20)
IDC.0180-0114	FUEL	10.00000000		(11,509.29)	(1,150.93)		(1,150.93)
IDC.0180-0114	FUEL	10.00000000		(13,427.93)	(1,342.79)		(1,342.79)
IDC.0180-0114	FUEL	10.00000000		13,427.93	1,342.79		1,342.79
IDC.0180-0114	FUEL	10.00000000		2,543.71	254.37		254.37
IDC.0180-0114	FUEL	10.00000000		2,234.36	223.44		223.44
IDC.0180-0114	FUEL	10.00000000		13,568.96	1,356.90		1,356.90
IDC.0180-0114	FUEL	10.00000000		8,303.66	830.36		830.36



Invoice Number	202107-25519	Partner	035904-01 SIANA OIL & GAS CO, LLC	Operator	MEWBORNE OIL COMPANY
----------------	--------------	---------	-----------------------------------	----------	----------------------

**AFE**  
**Cost Center**

**Operator**  
 72076000-10  
 72076000

INLAND 26/23 B2OJ STATE COM 1H,  
 INLAND 26/23 B2OJ STATE COM 1H

OP Account	Minor Account Description	Partner Percent	Activity Month	Amounts			
				Gross	Invoiced	Disputed	Accepted
IDC.0180-0114	FUEL	10.00000000		11,509.29	1,150.93		1,150.93
IDC.0180-0114	FUEL	10.00000000		3,760.67	376.07		376.07
IDC.0180-0114	FUEL	10.00000000		7,605.90	760.58		760.58
IDC.0180-0114	FUEL	10.00000000		(7,605.90)	(760.59)		(760.59)
IDC.0180-0114	FUEL	10.00000000		(2,234.36)	(223.43)		(223.43)
IDC.0180-0114	FUEL	10.00000000		(8,303.66)	(830.37)		(830.37)
IDC.0180-0114	FUEL	10.00000000		(2,543.71)	(254.37)		(254.37)
IDC.0180-0114	FUEL	10.00000000		(3,760.67)	(376.07)		(376.07)
IDC.0180-0114	FUEL	10.00000000		(13,568.96)	(1,356.90)		(1,356.90)
IDC.0180-0121	MUD - SPECIALIZED	10.00000000		645.87	64.59		64.59
IDC.0180-0121	MUD - SPECIALIZED	10.00000000		10,131.88	1,013.19		1,013.19
IDC.0180-0121	MUD - SPECIALIZED	10.00000000		6,548.07	654.80		654.80
IDC.0180-0121	MUD - SPECIALIZED	10.00000000		1,340.19	134.02		134.02
IDC.0180-0121	MUD - SPECIALIZED	10.00000000		(1,028.63)	(102.86)		(102.86)
IDC.0180-0121	MUD - SPECIALIZED	10.00000000		(1,340.19)	(134.02)		(134.02)
IDC.0180-0121	MUD - SPECIALIZED	10.00000000		(5,716.90)	(571.69)		(571.69)
IDC.0180-0121	MUD - SPECIALIZED	10.00000000		(10,740.88)	(1,074.08)		(1,074.08)
IDC.0180-0121	MUD - SPECIALIZED	10.00000000		(6,548.07)	(654.81)		(654.81)
IDC.0180-0121	MUD - SPECIALIZED	10.00000000		(10,131.88)	(1,013.18)		(1,013.18)
IDC.0180-0121	MUD - SPECIALIZED	10.00000000		(645.87)	(64.59)		(64.59)
IDC.0180-0121	MUD - SPECIALIZED	10.00000000		(568.35)	(56.83)		(56.83)
IDC.0180-0121	MUD - SPECIALIZED	10.00000000		568.35	56.83		56.83
IDC.0180-0121	MUD - SPECIALIZED	10.00000000		10,740.88	1,074.08		1,074.08
IDC.0180-0121	MUD - SPECIALIZED	10.00000000		1,028.63	102.86		102.86
IDC.0180-0121	MUD - SPECIALIZED	10.00000000		5,716.90	571.69		571.69
IDC.0180-0125	CEMENTING	10.00000000		(3,022.34)	(302.24)		(302.24)
IDC.0180-0125	CEMENTING	10.00000000		(26,308.73)	(2,630.88)		(2,630.88)
IDC.0180-0125	CEMENTING	10.00000000		(29,538.72)	(2,953.87)		(2,953.87)
IDC.0180-0125	CEMENTING	10.00000000		(25,813.36)	(2,581.33)		(2,581.33)
IDC.0180-0125	CEMENTING	10.00000000		(2,248.21)	(224.82)		(224.82)
IDC.0180-0125	CEMENTING	10.00000000		2,248.21	224.82		224.82
IDC.0180-0125	CEMENTING	10.00000000		3,022.34	302.23		302.23
IDC.0180-0125	CEMENTING	10.00000000		(2,970.00)	(297.00)		(297.00)
IDC.0180-0125	CEMENTING	10.00000000		26,308.73	2,630.87		2,630.87
IDC.0180-0125	CEMENTING	10.00000000		(29,862.16)	(2,986.21)		(2,986.21)
IDC.0180-0125	CEMENTING	10.00000000		(1,363.99)	(136.40)		(136.40)
IDC.0180-0125	CEMENTING	10.00000000		29,862.16	2,986.21		2,986.21

Invoice Number	202107-25519	Partner	035904-01 SIANA OIL & GAS CO, LLC	Operator	MEWBOURNE OIL COMPANY
----------------	--------------	---------	-----------------------------------	----------	-----------------------

**AFE**  
**Cost Center**

**Operator**  
 72076000-10  
 72076000

INLAND 26/23 B2OJ STATE COM 1H,  
 INLAND 26/23 B2OJ STATE COM 1H

OP Account	Minor Account Description	Partner Percent	Activity Month	Amounts			
				Gross	Invoiced	Disputed	Accepted
IDC.0180-0125	CEMENTING	10.00000000		25,813.36	2,581.34		2,581.34
IDC.0180-0125	CEMENTING	10.00000000		1,363.99	136.40		136.40
IDC.0180-0125	CEMENTING	10.00000000		29,538.72	2,953.87		2,953.87
IDC.0180-0125	CEMENTING	10.00000000		2,970.00	297.00		297.00
IDC.0180-0134	CASING / TUBING / SNUBBING SERVICES	10.00000000		5,090.38	509.04		509.04
IDC.0180-0134	CASING / TUBING / SNUBBING SERVICES	10.00000000		(3,645.03)	(364.50)		(364.50)
IDC.0180-0134	CASING / TUBING / SNUBBING SERVICES	10.00000000		(5,090.38)	(509.03)		(509.03)
IDC.0180-0134	CASING / TUBING / SNUBBING SERVICES	10.00000000		(11,713.14)	(1,171.31)		(1,171.31)
IDC.0180-0134	CASING / TUBING / SNUBBING SERVICES	10.00000000		3,645.03	364.51		364.51
IDC.0180-0134	CASING / TUBING / SNUBBING SERVICES	10.00000000		11,713.14	1,171.32		1,171.32
IDC.0180-0145	WATER AND OTHER	10.00000000		(4,894.65)	(489.47)		(489.47)
IDC.0180-0145	WATER AND OTHER	10.00000000		(893.56)	(89.36)		(89.36)
IDC.0180-0145	WATER AND OTHER	10.00000000		4,021.03	402.09		402.09
IDC.0180-0145	WATER AND OTHER	10.00000000		34,006.34	3,400.63		3,400.63
IDC.0180-0145	WATER AND OTHER	10.00000000		450.00	45.01		45.01
IDC.0180-0145	WATER AND OTHER	10.00000000		3,750.00	374.99		374.99
IDC.0180-0145	WATER AND OTHER	10.00000000		8,640.00	864.00		864.00
IDC.0180-0145	WATER AND OTHER	10.00000000		20,581.88	2,058.19		2,058.19
IDC.0180-0145	WATER AND OTHER	10.00000000		419.82	41.98		41.98
IDC.0180-0145	WATER AND OTHER	10.00000000		(450.00)	(45.00)		(45.00)
IDC.0180-0145	WATER AND OTHER	10.00000000		(4,021.03)	(402.10)		(402.10)
IDC.0180-0145	WATER AND OTHER	10.00000000		(3,510.00)	(351.00)		(351.00)
IDC.0180-0145	WATER AND OTHER	10.00000000		(8,640.00)	(864.00)		(864.00)
IDC.0180-0145	WATER AND OTHER	10.00000000		(1,055.00)	(105.50)		(105.50)
IDC.0180-0145	WATER AND OTHER	10.00000000		580.25	58.03		58.03
IDC.0180-0145	WATER AND OTHER	10.00000000		450.00	45.01		45.01
IDC.0180-0145	WATER AND OTHER	10.00000000		(450.00)	(45.01)		(45.01)
IDC.0180-0145	WATER AND OTHER	10.00000000		1,055.00	105.50		105.50
IDC.0180-0145	WATER AND OTHER	10.00000000		3,188.01	318.80		318.80
IDC.0180-0145	WATER AND OTHER	10.00000000		1,250.09	125.01		125.01
IDC.0180-0145	WATER AND OTHER	10.00000000		3,510.00	351.00		351.00
IDC.0180-0145	WATER AND OTHER	10.00000000		1,029.44	102.95		102.95
IDC.0180-0145	WATER AND OTHER	10.00000000		893.56	89.35		89.35
IDC.0180-0145	WATER AND OTHER	10.00000000		4,894.65	489.46		489.46
IDC.0180-0145	WATER AND OTHER	10.00000000		(419.82)	(41.98)		(41.98)
IDC.0180-0145	WATER AND OTHER	10.00000000		(34,006.34)	(3,400.63)		(3,400.63)
IDC.0180-0145	WATER AND OTHER	10.00000000		(20,581.88)	(2,058.19)		(2,058.19)

Invoice Number	202107-25519	Partner	035904-01 SIANA OIL & GAS CO, LLC	Operator	MEWBOURNE OIL COMPANY
----------------	--------------	---------	-----------------------------------	----------	-----------------------

**AFE**  
**Cost Center**

**Operator**  
 72076000-10  
 72076000

INLAND 26/23 B2OJ STATE COM 1H,  
 INLAND 26/23 B2OJ STATE COM 1H

OP Account	Minor Account Description	Partner Percent	Activity Month	Amounts			
				Gross	Invoiced	Disputed	Accepted
IDC.0180-0145	WATER AND OTHER	10.00000000		(1,250.09)	(125.01)		(125.01)
IDC.0180-0145	WATER AND OTHER	10.00000000		(450.00)	(45.00)		(45.00)
IDC.0180-0145	WATER AND OTHER	10.00000000		(3,750.00)	(375.00)		(375.00)
IDC.0180-0145	WATER AND OTHER	10.00000000		(1,029.44)	(102.94)		(102.94)
IDC.0180-0145	WATER AND OTHER	10.00000000		450.00	45.00		45.00
IDC.0180-0145	WATER AND OTHER	10.00000000		(580.25)	(58.03)		(58.03)
IDC.0180-0145	WATER AND OTHER	10.00000000		(3,188.01)	(318.81)		(318.81)
IDC.0180-0148	BITS	10.00000000		(7,912.50)	(791.25)		(791.25)
IDC.0180-0148	BITS	10.00000000		(518.01)	(51.80)		(51.80)
IDC.0180-0148	BITS	10.00000000		(381.91)	(38.19)		(38.19)
IDC.0180-0148	BITS	10.00000000		(7,912.50)	(791.25)		(791.25)
IDC.0180-0148	BITS	10.00000000		(381.91)	(38.19)		(38.19)
IDC.0180-0148	BITS	10.00000000		(635.11)	(63.51)		(63.51)
IDC.0180-0148	BITS	10.00000000		(527.50)	(52.76)		(52.76)
IDC.0180-0148	BITS	10.00000000		527.50	52.75		52.75
IDC.0180-0148	BITS	10.00000000		635.11	63.51		63.51
IDC.0180-0148	BITS	10.00000000		(7,912.50)	(791.25)		(791.25)
IDC.0180-0148	BITS	10.00000000		518.01	51.80		51.80
IDC.0180-0148	BITS	10.00000000		7,912.50	791.25		791.25
IDC.0180-0148	BITS	10.00000000		7,912.50	791.25		791.25
IDC.0180-0148	BITS	10.00000000		7,912.50	791.25		791.25
IDC.0180-0148	BITS	10.00000000		381.91	38.19		38.19
IDC.0180-0148	BITS	10.00000000		381.91	38.19		38.19
IDC.0180-0150	INSPECTION & REPAIR SERVICES	10.00000000		(2,567.00)	(256.71)		(256.71)
IDC.0180-0150	INSPECTION & REPAIR SERVICES	10.00000000		2,856.90	285.69		285.69
IDC.0180-0150	INSPECTION & REPAIR SERVICES	10.00000000		2,567.00	256.70		256.70
IDC.0180-0150	INSPECTION & REPAIR SERVICES	10.00000000		(2,856.90)	(285.68)		(285.68)
IDC.0180-0164	RIG MOBILIZATION / DEMOBILIZATION	10.00000000		7,500.00	750.01		750.01
IDC.0180-0164	RIG MOBILIZATION / DEMOBILIZATION	10.00000000		66,125.00	6,612.50		6,612.50
IDC.0180-0164	RIG MOBILIZATION / DEMOBILIZATION	10.00000000		785.41	78.54		78.54
IDC.0180-0164	RIG MOBILIZATION / DEMOBILIZATION	10.00000000		2,802.34	280.24		280.24
IDC.0180-0164	RIG MOBILIZATION / DEMOBILIZATION	10.00000000		(66,125.00)	(6,612.50)		(6,612.50)
IDC.0180-0164	RIG MOBILIZATION / DEMOBILIZATION	10.00000000		(27,737.10)	(2,773.71)		(2,773.71)
IDC.0180-0164	RIG MOBILIZATION / DEMOBILIZATION	10.00000000		(2,802.34)	(280.24)		(280.24)
IDC.0180-0164	RIG MOBILIZATION / DEMOBILIZATION	10.00000000		(7,500.00)	(750.00)		(750.00)
IDC.0180-0164	RIG MOBILIZATION / DEMOBILIZATION	10.00000000		(785.41)	(78.54)		(78.54)
IDC.0180-0164	RIG MOBILIZATION / DEMOBILIZATION	10.00000000		27,737.10	2,773.71		2,773.71

Invoice Number	202107-25519	Partner	035904-01 SIANA OIL & GAS CO, LLC	Operator	MEWBOURNE OIL COMPANY			
AFE	Operator							
Cost Center	72076000-10	INLAND 26/23 B2OJ STATE COM 1H,						
	72076000	INLAND 26/23 B2OJ STATE COM 1H						
					Amounts			
OP Account	Minor Account Description	Partner Percent	Activity Month	Gross	Invoiced	Disputed	Accepted	
IDC.0180-0165	TRANSPORTATION	10.00000000		666.51	66.65		66.65	
IDC.0180-0165	TRANSPORTATION	10.00000000		939.95	93.99		93.99	
IDC.0180-0165	TRANSPORTATION	10.00000000		374.14	37.42		37.42	
IDC.0180-0165	TRANSPORTATION	10.00000000		(666.51)	(66.65)		(66.65)	
IDC.0180-0165	TRANSPORTATION	10.00000000		(650.00)	(65.00)		(65.00)	
IDC.0180-0165	TRANSPORTATION	10.00000000		(683.60)	(68.36)		(68.36)	
IDC.0180-0165	TRANSPORTATION	10.00000000		(374.14)	(37.41)		(37.41)	
IDC.0180-0165	TRANSPORTATION	10.00000000		(939.95)	(93.99)		(93.99)	
IDC.0180-0165	TRANSPORTATION	10.00000000		650.00	64.99		64.99	
IDC.0180-0165	TRANSPORTATION	10.00000000		620.00	62.00		62.00	
IDC.0180-0165	TRANSPORTATION	10.00000000		(620.00)	(62.00)		(62.00)	
IDC.0180-0165	TRANSPORTATION	10.00000000		683.60	68.36		68.36	
IDC.0180-0168	WELDING / CONSTRUCTION / MAINT. SERVICES	10.00000000		(810.58)	(81.06)		(81.06)	
IDC.0180-0168	WELDING / CONSTRUCTION / MAINT. SERVICES	10.00000000		(419.59)	(41.96)		(41.96)	
IDC.0180-0168	WELDING / CONSTRUCTION / MAINT. SERVICES	10.00000000		810.58	81.05		81.05	
IDC.0180-0168	WELDING / CONSTRUCTION / MAINT. SERVICES	10.00000000		419.59	41.96		41.96	
IDC.0180-0175	DIRECTIONAL SERVICES	10.00000000		(257,923.00)	(25,792.30)		(25,792.30)	
IDC.0180-0175	DIRECTIONAL SERVICES	10.00000000		(2,356.00)	(235.60)		(235.60)	
IDC.0180-0175	DIRECTIONAL SERVICES	10.00000000		257,923.00	25,792.30		25,792.30	
IDC.0180-0175	DIRECTIONAL SERVICES	10.00000000		2,356.00	235.59		235.59	
IDC.0180-0180	EQUIPMENT RENTAL	10.00000000		(1,115.65)	(111.57)		(111.57)	
IDC.0180-0180	EQUIPMENT RENTAL	10.00000000		(672.92)	(67.29)		(67.29)	
IDC.0180-0180	EQUIPMENT RENTAL	10.00000000		1,030.23	103.03		103.03	
IDC.0180-0180	EQUIPMENT RENTAL	10.00000000		(402.09)	(40.21)		(40.21)	
IDC.0180-0180	EQUIPMENT RENTAL	10.00000000		(1,687.12)	(168.71)		(168.71)	
IDC.0180-0180	EQUIPMENT RENTAL	10.00000000		(262.81)	(26.28)		(26.28)	
IDC.0180-0180	EQUIPMENT RENTAL	10.00000000		(10,467.63)	(1,046.77)		(1,046.77)	
IDC.0180-0180	EQUIPMENT RENTAL	10.00000000		(1,030.23)	(103.02)		(103.02)	
IDC.0180-0180	EQUIPMENT RENTAL	10.00000000		(10,595.83)	(1,059.58)		(1,059.58)	
IDC.0180-0180	EQUIPMENT RENTAL	10.00000000		(402.11)	(40.21)		(40.21)	
IDC.0180-0180	EQUIPMENT RENTAL	10.00000000		10,467.63	1,046.76		1,046.76	
IDC.0180-0180	EQUIPMENT RENTAL	10.00000000		402.09	40.21		40.21	
IDC.0180-0180	EQUIPMENT RENTAL	10.00000000		(3,508.79)	(350.88)		(350.88)	
IDC.0180-0180	EQUIPMENT RENTAL	10.00000000		(5,833.30)	(583.33)		(583.33)	
IDC.0180-0180	EQUIPMENT RENTAL	10.00000000		402.11	40.21		40.21	
IDC.0180-0180	EQUIPMENT RENTAL	10.00000000		1,687.12	168.71		168.71	
IDC.0180-0180	EQUIPMENT RENTAL	10.00000000		262.81	26.29		26.29	



Invoice Number	202107-25519	Partner	035904-01 SIANA OIL & GAS CO, LLC	Operator	MEWBOURNE OIL COMPANY
----------------	--------------	---------	-----------------------------------	----------	-----------------------

**Operator**  
**AFE** 22076000-10 INLAND 26/23 B20J STATE COM 1H,  
**Cost Center** 22076000 INLAND 26/23 B20J STATE COM 1H

OP Account	Minor Account Description	Partner Percent	Activity Month	Amounts			
				Gross	Invoiced	Disputed	Accepted
IDC.0180-0180	EQUIPMENT RENTAL	10.00000000		1,690.41	169.04		169.04
IDC.0180-0180	EQUIPMENT RENTAL	10.00000000		881.20	88.12		88.12
IDC.0180-0180	EQUIPMENT RENTAL	10.00000000		3,326.16	332.62		332.62
IDC.0180-0180	EQUIPMENT RENTAL	10.00000000		1,115.65	111.57		111.57
IDC.0180-0180	EQUIPMENT RENTAL	10.00000000		5,833.30	583.33		583.33
IDC.0180-0180	EQUIPMENT RENTAL	10.00000000		672.92	67.29		67.29
IDC.0180-0180	EQUIPMENT RENTAL	10.00000000		527.49	52.75		52.75
IDC.0180-0180	EQUIPMENT RENTAL	10.00000000		3,508.79	350.88		350.88
IDC.0180-0180	EQUIPMENT RENTAL	10.00000000		10,595.83	1,059.58		1,059.58
IDC.0180-0180	EQUIPMENT RENTAL	10.00000000		(527.49)	(52.75)		(52.75)
IDC.0180-0180	EQUIPMENT RENTAL	10.00000000		(3,326.16)	(332.62)		(332.62)
IDC.0180-0180	EQUIPMENT RENTAL	10.00000000		(1,690.41)	(169.04)		(169.04)
IDC.0180-0180	EQUIPMENT RENTAL	10.00000000		(881.20)	(88.12)		(88.12)
IDC.0180-0184	WELL / LEASE LEGAL	10.00000000		3,051.43	305.14		305.14
IDC.0180-0184	WELL / LEASE LEGAL	10.00000000		(3,051.43)	(305.15)		(305.15)
IDC.0180-0185	WELL / LEASE INSURANCE	10.00000000		(3,350.83)	(335.08)		(335.08)
IDC.0180-0185	WELL / LEASE INSURANCE	10.00000000		3,350.83	335.09		335.09
IDC.0180-0195	COMPANY SUPERVISION	10.00000000		(1,575.00)	(157.50)		(157.50)
IDC.0180-0195	COMPANY SUPERVISION	10.00000000		(346.50)	(34.65)		(34.65)
IDC.0180-0195	COMPANY SUPERVISION	10.00000000		(625.00)	(62.50)		(62.50)
IDC.0180-0195	COMPANY SUPERVISION	10.00000000		(525.00)	(52.50)		(52.50)
IDC.0180-0195	COMPANY SUPERVISION	10.00000000		(1,562.50)	(156.24)		(156.24)
IDC.0180-0195	COMPANY SUPERVISION	10.00000000		325.00	32.50		32.50
IDC.0180-0195	COMPANY SUPERVISION	10.00000000		525.00	52.51		52.51
IDC.0180-0195	COMPANY SUPERVISION	10.00000000		(325.00)	(32.50)		(32.50)
IDC.0180-0195	COMPANY SUPERVISION	10.00000000		(1,837.50)	(183.75)		(183.75)
IDC.0180-0195	COMPANY SUPERVISION	10.00000000		(1,575.00)	(157.50)		(157.50)
IDC.0180-0195	COMPANY SUPERVISION	10.00000000		(425.00)	(42.49)		(42.49)
IDC.0180-0195	COMPANY SUPERVISION	10.00000000		(412.50)	(41.25)		(41.25)
IDC.0180-0195	COMPANY SUPERVISION	10.00000000		1,031.25	103.12		103.12
IDC.0180-0195	COMPANY SUPERVISION	10.00000000		1,562.50	156.25		156.25
IDC.0180-0195	COMPANY SUPERVISION	10.00000000		(3,853.50)	(385.35)		(385.35)
IDC.0180-0195	COMPANY SUPERVISION	10.00000000		625.00	62.50		62.50
IDC.0180-0195	COMPANY SUPERVISION	10.00000000		625.00	62.50		62.50
IDC.0180-0195	COMPANY SUPERVISION	10.00000000		281.25	28.12		28.12
IDC.0180-0195	COMPANY SUPERVISION	10.00000000		625.00	62.50		62.50
IDC.0180-0195	COMPANY SUPERVISION	10.00000000		325.00	32.50		32.50



Invoice Number	202107-25519	Partner	035904-01 SIANA OIL & GAS CO, LLC	Operator	MEWBOURNE OIL COMPANY
----------------	--------------	---------	-----------------------------------	----------	-----------------------

**AFE**  
**Cost Center**

**Operator**  
 72076000-10  
 72076000

INLAND 26/23 B2OJ STATE COM 1H,  
 INLAND 26/23 B2OJ STATE COM 1H

OP Account	Minor Account Description	Partner Percent	Activity Month	Amounts			
				Gross	Invoiced	Disputed	Accepted
IDC.0180-0195	COMPANY SUPERVISION	10.00000000		181.25	18.13		18.13
IDC.0180-0195	COMPANY SUPERVISION	10.00000000		650.00	64.99		64.99
IDC.0180-0195	COMPANY SUPERVISION	10.00000000		412.50	41.25		41.25
IDC.0180-0195	COMPANY SUPERVISION	10.00000000		1,275.00	127.50		127.50
IDC.0180-0195	COMPANY SUPERVISION	10.00000000		425.00	42.50		42.50
IDC.0180-0195	COMPANY SUPERVISION	10.00000000		1,300.00	130.00		130.00
IDC.0180-0195	COMPANY SUPERVISION	10.00000000		1,312.50	131.25		131.25
IDC.0180-0195	COMPANY SUPERVISION	10.00000000		625.00	62.50		62.50
IDC.0180-0195	COMPANY SUPERVISION	10.00000000		(181.25)	(18.13)		(18.13)
IDC.0180-0195	COMPANY SUPERVISION	10.00000000		(281.25)	(28.12)		(28.12)
IDC.0180-0195	COMPANY SUPERVISION	10.00000000		(650.00)	(65.00)		(65.00)
IDC.0180-0195	COMPANY SUPERVISION	10.00000000		(625.00)	(62.50)		(62.50)
IDC.0180-0195	COMPANY SUPERVISION	10.00000000		(1,300.00)	(130.00)		(130.00)
IDC.0180-0195	COMPANY SUPERVISION	10.00000000		(1,071.00)	(107.10)		(107.10)
IDC.0180-0195	COMPANY SUPERVISION	10.00000000		(750.00)	(75.00)		(75.00)
IDC.0180-0195	COMPANY SUPERVISION	10.00000000		(1,050.00)	(105.00)		(105.00)
IDC.0180-0195	COMPANY SUPERVISION	10.00000000		(600.00)	(60.00)		(60.00)
IDC.0180-0195	COMPANY SUPERVISION	10.00000000		(625.00)	(62.50)		(62.50)
IDC.0180-0195	COMPANY SUPERVISION	10.00000000		(625.00)	(62.50)		(62.50)
IDC.0180-0195	COMPANY SUPERVISION	10.00000000		(1,031.25)	(103.13)		(103.13)
IDC.0180-0195	COMPANY SUPERVISION	10.00000000		(525.00)	(52.50)		(52.50)
IDC.0180-0195	COMPANY SUPERVISION	10.00000000		(1,275.00)	(127.50)		(127.50)
IDC.0180-0195	COMPANY SUPERVISION	10.00000000		(1,312.50)	(131.25)		(131.25)
IDC.0180-0195	COMPANY SUPERVISION	10.00000000		750.00	75.00		75.00
IDC.0180-0195	COMPANY SUPERVISION	10.00000000		570.00	57.00		57.00
IDC.0180-0195	COMPANY SUPERVISION	10.00000000		600.00	60.00		60.00
IDC.0180-0195	COMPANY SUPERVISION	10.00000000		(325.00)	(32.50)		(32.50)
IDC.0180-0195	COMPANY SUPERVISION	10.00000000		(570.00)	(57.01)		(57.01)
IDC.0180-0195	COMPANY SUPERVISION	10.00000000		525.00	52.51		52.51
IDC.0180-0195	COMPANY SUPERVISION	10.00000000		1,575.00	157.51		157.51
IDC.0180-0195	COMPANY SUPERVISION	10.00000000		1,837.50	183.75		183.75
IDC.0180-0195	COMPANY SUPERVISION	10.00000000		346.50	34.65		34.65
IDC.0180-0195	COMPANY SUPERVISION	10.00000000		1,050.00	105.00		105.00
IDC.0180-0195	COMPANY SUPERVISION	10.00000000		1,575.00	157.51		157.51
IDC.0180-0195	COMPANY SUPERVISION	10.00000000		3,853.50	385.35		385.35
IDC.0180-0195	COMPANY SUPERVISION	10.00000000		1,071.00	107.10		107.10

Invoice Number	202107-25519	Partner	035904-01 SIANA OIL & GAS CO, LLC	Operator	MEWBOURNE OIL COMPANY				
AFE	Operator								
	72076000-10		INLAND 26/23 B2OJ STATE COM 1H,						
Cost Center	72076000		INLAND 26/23 B2OJ STATE COM 1H						
						Amounts			
	OP Account	Minor Account Description		Partner Percent	Activity Month	Gross	Invoiced	Disputed	Accepted

### Statement

Partner	Operator	Invoice										
035904-01 SIANA OIL & GAS CO, LLC TOM M RAGSDALE P O BOX 2246 CONROE, TX 77305	MEWBOURNE OIL COMPANY P O BOX 7698 TYLER, TX 75711-7698 (903) 561-2900	<table><tr><td>Invoice Number</td><td>202107-25519</td></tr><tr><td>Op Accounting Month</td><td>July 2021</td></tr><tr><td>Invoiced</td><td>(202,762.40)</td></tr><tr><td>Disputed</td><td></td></tr><tr><td>Accepted</td><td>(202,762.40)</td></tr></table>	Invoice Number	202107-25519	Op Accounting Month	July 2021	Invoiced	(202,762.40)	Disputed		Accepted	(202,762.40)
Invoice Number	202107-25519											
Op Accounting Month	July 2021											
Invoiced	(202,762.40)											
Disputed												
Accepted	(202,762.40)											

		Operator						
AFE	72076000-20	INLAND 26/23 B2OJ STATE COM 1H,						
Cost Center	72076000	INLAND 26/23 B2OJ STATE COM 1H						
			Amounts					
OP Account	Minor Account Description	Partner Percent	Activity Month	Gross	Invoiced	Disputed	Accepted	
Cash_Call								
Cash Call								
CSH.CASHCALL	Cash Call	100.00000000			(221,520.92)		(221,520.92)	
Total Cash Call					(221,520.92)		(221,520.92)	
Total Cash_Call					(221,520.92)		(221,520.92)	
Capital								
EQUIPMENT BEYOND WELLHEAD								
EBWH.0181-0886	SERVICE PUMPS	10.00000000		1,049.69	104.97		104.97	
Total EQUIPMENT BEYOND WELLHEAD				1,049.69	104.97		104.97	
INTANGIBLE WELL COST								
IDC.0180-0205	LOCATION / ROAD / SITE / PREPARATION	10.00000000		23,652.56	2,365.26		2,365.26	
IDC.0180-0205	LOCATION / ROAD / SITE / PREPARATION	10.00000000		(23,652.56)	(2,365.25)		(2,365.25)	
IDC.0180-0225	CEMENTING	10.00000000		(24,512.23)	(2,451.22)		(2,451.22)	
IDC.0180-0225	CEMENTING	10.00000000		24,512.23	2,451.23		2,451.23	
IDC.0180-0245	WATER AND OTHER	10.00000000		175,132.64	17,513.27		17,513.27	
IDC.0180-0265	TRANSPORTATION	10.00000000		562.37	56.24		56.24	
IDC.0180-0268	WELDING / CONSTRUCTION / MAINT. SERVICES	10.00000000		1,500.00	150.00		150.00	
IDC.0180-0295	COMPANY SUPERVISION	10.00000000		525.00	52.51		52.51	
IDC.0180-0295	COMPANY SUPERVISION	10.00000000		281.25	28.12		28.12	
IDC.0180-0295	COMPANY SUPERVISION	10.00000000		637.50	63.75		63.75	
IDC.0180-0295	COMPANY SUPERVISION	10.00000000		650.00	64.99		64.99	
IDC.0180-0295	COMPANY SUPERVISION	10.00000000		(650.00)	(65.00)		(65.00)	
IDC.0180-0295	COMPANY SUPERVISION	10.00000000		(281.25)	(28.12)		(28.12)	
IDC.0180-0295	COMPANY SUPERVISION	10.00000000		(637.50)	(63.76)		(63.76)	
IDC.0180-0295	COMPANY SUPERVISION	10.00000000		(525.00)	(52.50)		(52.50)	
IDC.0180-0295	COMPANY SUPERVISION	10.00000000		1,875.00	187.50		187.50	
IDC.0180-0296	OVERHEAD FIXED RATE	10.00000000		7,465.37	746.53		746.53	

Report reflects amounts as at Friday, June 24, 2022 10:28 AM

## Statement

Partner	Operator	Invoice
035904-01 SIANA OIL & GAS CO, LLC TOM M RAGSDALE P O BOX 2246 CONROE, TX 77305	MEWBOURNE OIL COMPANY P O BOX 7698 TYLER, TX 75711-7698 (903) 561-2900	Invoice Number 202107-25519 Op Accounting Month July 2021 Invoiced 3,697.28 Disputed Accepted 3,697.28

Operator							
A/E	Cost Center						
	72076000	INLAND 26/23 B2OJ STATE COM 1H					
		Amounts					
OP Account	Minor Account Description	Partner Percent	Activity Month	Gross	Invoiced	Disputed	Accepted
Cash_Call							
Cash Call							
CSH.CASHCALL	Cash Call	100.00000000			147.60		147.60
Total Cash Call					147.60		147.60
Total Cash_Call					147.60		147.60
Expense							
LEASE OPERATING EXPENSE							
LOE.0182-0400	PUMPING	10.00000000		900.00	90.00		90.00
LOE.0182-0400	PUMPING	10.00000000		900.00	90.00		90.00
LOE.0182-0418	EMISSIONS CONTROL EQUIPMENT MAINTENANCE	10.00000000		271.35	27.13		27.13
LOE.0182-0418	EMISSIONS CONTROL EQUIPMENT MAINTENANCE	10.00000000		854.93	85.49		85.49
LOE.0182-0420	LEASE & FACILITY	10.00000000		247.50	24.75		24.75
LOE.0182-0420	LEASE & FACILITY	10.00000000		750.00	75.00		75.00
LOE.0182-0420	LEASE & FACILITY	10.00000000		375.00	37.50		37.50
LOE.0182-0421	LEASE & FACILITY MAINTENANCE	10.00000000		366.90	36.69		36.69
LOE.0182-0421	LEASE & FACILITY MAINTENANCE	10.00000000		25.00	2.50		2.50
LOE.0182-0421	LEASE & FACILITY MAINTENANCE	10.00000000		525.00	52.50		52.50
LOE.0182-0421	LEASE & FACILITY MAINTENANCE	10.00000000		184.63	18.46		18.46
LOE.0182-0421	LEASE & FACILITY MAINTENANCE	10.00000000		945.00	94.50		94.50
LOE.0182-0424	RENTAL SERVICES	10.00000000		4,747.51	474.75		474.75
LOE.0182-0424	RENTAL SERVICES	10.00000000		3,390.84	339.08		339.08
LOE.0182-0429	SALT WATER DISPOSAL	10.00000000		17,647.86	1,764.79		1,764.79
LOE.0182-0440	COMPANY SUPERVISION	10.00000000		1,250.00	125.00		125.00
LOE.0182-0440	COMPANY SUPERVISION	10.00000000		425.00	42.50		42.50
LOE.0182-0440	COMPANY SUPERVISION	10.00000000		312.50	31.25		31.25
LOE.0182-0449	MISCELLANEOUS EQUIPMENT RENTAL	10.00000000		488.83	48.88		48.88
LOE.0182-0460	OVERHEAD-FIXED RATE	10.00000000		889.09	88.91		88.91



Invoice Number	202107-25519	Partner	035904-01 SIANA OIL & GAS CO, LLC	Operator	MEWBOURNE OIL COMPANY
AFE	Operator				
Cost Center	72076000	INLAND 26/23 B2OJ STATE COM 1H			
OP Account	Minor Account Description	Partner Percent	Activity Month	Amounts	
				Gross	Invoiced
				Disputed	Accepted
			Total LEASE OPERATING EXPENSE	35,496.94	3,549.68
					3,549.68
			Total Expense	35,496.94	3,549.68
					3,549.68
			Total Statement	35,496.94	3,697.28
					3,697.28

☐ File Search ☒ Invoice/Check Search ☐ Property Search

☒ Released ☐ Unreleased Document Type  Org #

Invoice/Check Filter  My BA  Partner/Owner

Status  Invoice/Check #  Amount

From   To

Acct Month ☒ Invoice/Check Date ☐

Contact  [Me]

Upload Void Checks Export To Excel Reset Search

Invoices 1 - 25											
Org #	Doc Type	Partner/Owner Type	My BA	Invoice/Check Invoice/Check Date	Acct Month Sent Date	Original Amt CSH	Closed Disputed Amt CSH	Open Disputed Amt CSH	Accepted Amt CSH	Status	
MEW	REVENUE	SIANA OIL & GAS CO, LLC FSP	035904	1165697 2021-06-15	Jun 2021 2021-06-11	78,621.47			78,621.47	Viewed	
001	JIB	SIANA OIL & GAS CO, LLC FSP	035904-01	202106-22975 2021-07-02	Jun 2021 2021-07-02	(17,623.21) 11,490.33 +CSH (29,113.54)			(17,623.21) 11,490.33 +CSH (29,113.54)	Viewed	
MEW	REVENUE	SIANA OIL & GAS CO, LLC FSP	035904	1175265 2021-07-15	Jul 2021 2021-07-14	123,381.09			123,381.09	Viewed	
001	JIB	SIANA OIL & GAS CO, LLC FSP	035904-01	202107-25519 2021-08-02	Jul 2021 2021-08-02	(325,404.92) 59,265.81 +CSH (384,670.73)			(325,404.92) 59,265.81 +CSH (384,670.73)	Viewed	
001	JIB	SIANA OIL & GAS CO, LLC FSP	035904-01	202108-28495 2021-09-02	Aug 2021 2021-09-02	37,704.45 39,213.98 +CSH (1,509.53)			37,704.45 39,213.98 +CSH (1,509.53)	Viewed	
MEW	REVENUE	SIANA OIL & GAS CO, LLC FSP	035904	1189500 2021-09-15	Sep 2021 2021-09-14	152,049.75			152,049.75	Viewed	
001	JIB	SIANA OIL & GAS CO, LLC FSP	035904-01	202109-00749 2021-10-01	Sep 2021 2021-10-01	31,671.28 32,271.11 +CSH (599.83)			31,671.28 32,271.11 +CSH (599.83)	Viewed	
MEW	REVENUE	SIANA OIL & GAS CO, LLC FSP	035904	1197690 2021-10-15	Oct 2021 2021-10-14	146,349.15			146,349.15	Viewed	
001	JIB	SIANA OIL & GAS CO, LLC FSP	035904-01	202110-02969 2021-11-01	Oct 2021 2021-11-01	30,250.03 32,102.98 +CSH (1,852.95)			30,250.03 32,102.98 +CSH (1,852.95)	Viewed	
MEW	REVENUE	SIANA OIL & GAS CO, LLC FSP	035904	1205035 2021-11-15	Nov 2021 2021-11-09	131,901.56			131,901.56	Viewed	
001	JIB	SIANA OIL & GAS CO, LLC FSP	035904-01	202111-04811 2021-12-02	Nov 2021 2021-12-02	30,538.27 31,658.95 +CSH (1,120.68)			30,538.27 31,658.95 +CSH (1,120.68)	Viewed	

---

**From:** D Bidby <[dbidby@sianoil.com](mailto:dbidby@sianoil.com)>  
**Sent:** Monday, November 29, 2021 4:12 PM  
**To:** Don Russell  
**Subject:** RE: Report

Thank You so much. Will be sure its archive in the future. The address is correct.

Doris Bidby  
432-638-9555

**Notice Change of Address**  
**Siana Oil and Gas Co, LLC.**  
**PO Box 2246**  
**Conroe ,Tx 77305**

---

**From:** Don Russell <[drussell@Mewbourne.com](mailto:drussell@Mewbourne.com)>  
**Sent:** Monday, November 29, 2021 3:48 PM  
**To:** D Bidby <[dbidby@sianoil.com](mailto:dbidby@sianoil.com)>  
**Subject:** RE: Report

The statement format you are requesting is our print and mail version, and it is mailed on a monthly basis to PO Box 2246, Conroe, TX 77305. The same information is available in EnergyLink, but it is in the EnergyLink format instead of the report format that we mail.

As a courtesy, I have provided copies of statements from 1/1/2020 through 10/31/2021. Please make sure that we are sending to the correct address and please save the copies that are sent so that we will not need to send additional copies in the future.

**Don Russell**  
**Controller**  
**Mewbourne Oil Company**  
**3620 Old Bullard Rd**  
**Tyler, TX 75701**  
**(903) 534.7908**

---

**From:** D Bidby <[dbidby@sianoil.com](mailto:dbidby@sianoil.com)>  
**Sent:** Monday, November 29, 2021 2:24 PM  
**To:** Don Russell <[drussell@Mewbourne.com](mailto:drussell@Mewbourne.com)>  
**Subject:** Re: Report

Doug in the past you stated that I could pull this report from Energylink. Mr. Ragsdale likes that the report shows the vendor's name on expenses. If I can't generate this report from that site, then I need those reports sent to me on all netted jibs. Thank You in advance.


Doris Bidby

Mewbourne Oil Co.  
Case 22378  
Exhibit C-4

432-638-9555

**From:** Don Russell <[drussell@Mewbourne.com](mailto:drussell@Mewbourne.com)>**Sent:** Monday, November 29, 2021 11:23 AM**To:** D Bidy <[dbiddy@sianoil.com](mailto:dbiddy@sianoil.com)>**Subject:** RE: Report

I have verified that the invoice is there. If you are still unable to locate, you will need to contact EnergyLink support.

 ENERGYLINK

[Non-Operated Receiver](#)
[Operated Sender](#)
[Reporting](#)
[Admin](#)
[Help & Info](#)

Operated - Invoice/Check Search

☐ File Search
 ☒ Invoice/Check Search
 ☐ Property S

☒ Released
 ☐ Unreleased


Document Type 
 Org #

Invoice/Check Filter 
 My BA 
 Partner/Owner

Status 
 Invoice/Check # 
 Amount

Upload Void Checks

☒ Show Subtext
 Invoices 1 - 1

	Org #	Doc Type	Partner/Owner Type	My BA	Invoice/Check Invoice/Check Date	Acct Month Sent Date
	001	JIB	SIANA OIL & GAS CO, LLC FSP	035904-01	202103-16514 2021-04-01	Mar 2021 2021-04-01

**Don Russell**  
**Controller**  
**Mewbourne Oil Company**  
**3620 Old Bullard Rd**  
**Tyler, TX 75701**  
**(903) 534.7908**

**From:** D Bidy <[dbiddy@sianoil.com](mailto:dbiddy@sianoil.com)>**Sent:** Monday, November 29, 2021 12:19 PM**To:** Don Russell <[drussell@Mewbourne.com](mailto:drussell@Mewbourne.com)>**Subject:** Report

Attach is the report I'm trying to locate in Energylink.

**Doris Biddy**  
**432-638-9555**

---

**From:** Don Russell <[drussell@Mewbourne.com](mailto:drussell@Mewbourne.com)>  
**Sent:** Monday, November 29, 2021 10:05 AM  
**To:** D Biddy <[dbiddy@sianaoil.com](mailto:dbiddy@sianaoil.com)>  
**Subject:** RE: [EXT] Energylink

Netting is included on the standard revenue statement that shows the amount paid. If you are not able to find any revenue statements, then you will need to contact EnergyLink for assistance. Owner number is 035904 if you need it.

**Don Russell**  
**Controller**  
**Mewbourne Oil Company**  
**3620 Old Bullard Rd**  
**Tyler, TX 75701**  
**(903) 534.7908**

---

**From:** D Biddy <[dbiddy@sianaoil.com](mailto:dbiddy@sianaoil.com)>  
**Sent:** Monday, November 29, 2021 12:00 PM  
**To:** Don Russell <[drussell@Mewbourne.com](mailto:drussell@Mewbourne.com)>  
**Subject:** [EXT] Energylink

How do I locate the revenue netting statements in Energylink? I've searched for them but can't locate them. Thanks.

**Doris Biddy**  
**432-638-9555**



---

**From:** Don Russell  
**Sent:** Monday, November 29, 2021 3:48 PM  
**To:** D Bidy  
**Subject:** RE: Report  
**Attachments:** 009B3C46.pdf; 009C45BF.pdf; 009D4181.pdf; 009DFB39.pdf; 009F5D88.pdf; 0096C8ED.pdf; 00937FC7.pdf; 00990E0A.pdf; 009279C1.pdf; 009611DD.pdf; 00960795.pdf; 8501457.pdf; 8797344.pdf; 8961571.pdf; 9106471.pdf; 9355554.pdf; 00A0EC0B.pdf; 009A4678.pdf; Image\_9725766.pdf; Image\_9655966.pdf; Image\_9601266.pdf; Image\_9489870.pdf

The statement format you are requesting is our print and mail version, and it is mailed on a monthly basis to PO Box 2246, Conroe, TX 77305. The same information is available in EnergyLink, but it is in the EnergyLink format instead of the report format that we mail.

As a courtesy, I have provided copies of statements from 1/1/2020 through 10/31/2021. Please make sure that we are sending to the correct address and please save the copies that are sent so that we will not need to send additional copies in the future.

**Don Russell**  
**Controller**  
**Mewbourne Oil Company**  
**3620 Old Bullard Rd**  
**Tyler, TX 75701**  
**(903) 534.7908**

---

**From:** D Bidy <[dbiddy@sianoil.com](mailto:dbiddy@sianoil.com)>  
**Sent:** Monday, November 29, 2021 2:24 PM  
**To:** Don Russell <[drussell@Mewbourne.com](mailto:drussell@Mewbourne.com)>  
**Subject:** Re: Report


Doug in the past you stated that I could pull this report from Energylink. Mr. Ragsdale likes that the report shows the vendor's name on expenses. If I can't generate this report from that site, then I need those reports sent to me on all netted jibs. Thank You in advance.

**Doris Bidy**  
**432-638-9555**

---

**From:** Don Russell <[drussell@Mewbourne.com](mailto:drussell@Mewbourne.com)>  
**Sent:** Monday, November 29, 2021 11:23 AM  
**To:** D Bidy <[dbiddy@sianoil.com](mailto:dbiddy@sianoil.com)>  
**Subject:** RE: Report

I have verified that the invoice is there. If you are still unable to locate, you will need to contact EnergyLink support.



[Non-Operated Receiver](#)
[Operated Sender](#)
[Reporting](#)
[Admin](#)
[Help & Info](#)

**Operated - Invoice/Check Search**

☐ File Search
 ☒ Invoice/Check Search
 ☐ Property S

☒ Released
 ☐ Unreleased

Document Type 
 Org #




Invoice/Check Filter 
 My BA 
 Partner/Owner

Status 
 Invoice/Check # 
 Amount

Upload Void Checks

☒ Show Subtext

Invoices 1 - 1

	Org #	Doc Type	Partner/Owner Type	My BA	Invoice/Check Invoice/Check Date	Acct Month Sent Date
  	001	JIB	SIANA OIL & GAS CO, LLC FSP	035904-01	202103-16514 2021-04-01	Mar 2021 2021-04-01

**Don Russell**  
**Controller**  
**Mewbourne Oil Company**  
**3620 Old Bullard Rd**  
**Tyler, TX 75701**  
**(903) 534.7908**

**From:** D Bidy <[dbiddy@sianoil.com](mailto:dbiddy@sianoil.com)>  
**Sent:** Monday, November 29, 2021 12:19 PM  
**To:** Don Russell <[drussell@Mewbourne.com](mailto:drussell@Mewbourne.com)>  
**Subject:** Report

Attach is the report I'm trying to locate in Energylink.

**Doris Bidy**  
**432-638-9555**

**From:** Don Russell <[drussell@Mewbourne.com](mailto:drussell@Mewbourne.com)>  
**Sent:** Monday, November 29, 2021 10:05 AM  
**To:** D Bidy <[dbiddy@sianoil.com](mailto:dbiddy@sianoil.com)>  
**Subject:** RE: [EXT] Energylink

Netting is included on the standard revenue statement that shows the amount paid. If you are not able to find any revenue statements, then you will need to contact EnergyLink for assistance. Owner number is 035904 if you need it.

**Don Russell**  
**Controller**  
**Mewbourne Oil Company**  
**3620 Old Bullard Rd**  
**Tyler, TX 75701**  
**(903) 534.7908**

---

**From:** D Biddy <[dbiddy@sianaoil.com](mailto:dbiddy@sianaoil.com)>  
**Sent:** Monday, November 29, 2021 12:00 PM  
**To:** Don Russell <[drussell@Mewbourne.com](mailto:drussell@Mewbourne.com)>  
**Subject:** [EXT] Energylink

How do I locate the revenue netting statements in Energylink? I've searched for them but can't locate them. Thanks.

**Doris Biddy**  
**432-638-9555**

**MEWBOURNE OIL COMPANY**

MEWBOURNE OIL COMPANY  
P O BOX 7698  
TYLER, TX 75711-7698

TOM M RAGSDALE  
400 N SAM HOUSTON PARKWAY EAST  
SUITE 601  
HOUSTON, TX 77060

INVOICE NO.: 202008-04448

INVOICE DATE: 8-31-2020

OWNER: 035904-1

BILLING FOR: August 2020

**BALANCE FORWARD**

70,718.76

CURRENT PERIOD ADJUSTMENT					AMOUNT
RECEIPTS					
PAYMENT #: 999 PAYMENT DATE: 08/11/2020					-27,402.86
PAYMENT #: 999 PAYMENT DATE: 08/11/2020					-17,493.20
TOTAL CURRENT PERIOD ADJUSTMENT					-44,896.06
CURRENT CHARGES					GROSSINTERESTNET
62390000 - PRONGHORN 15 B3BO FED COM 1H TIER : 2 0					2,483.610.0683747500169.82
62390000 - PRONGHORN 15 B3BO FED COM 1H TIER : 3 0					12,413.120.0683747500848.75
62391000 - PRONGHORN 15 B3CN FED COM 1H TIER : 2 0					-173.690.0683747500-11.88
62391000 - PRONGHORN 15 B3CN FED COM 1H TIER : 3 0					18,103.420.06837475001,237.83
62392000 - PRONGHORN 15 B3DM FED COM 1H TIER : 2 0					-686.080.0683747500-46.91
62392000 - PRONGHORN 15 B3DM FED COM 1H TIER : 3 0					14,615.610.0683747500999.33
62774000 - IBEX 10 B3MD FED COM 1H TIER : 2 0					-1,234.090.0527536400-65.10
62774000 - IBEX 10 B3MD FED COM 1H TIER : 3 0					14,860.210.0527536400783.92
62775000 - IBEX 10 B3NC FED COM 1H TIER : 2 0					6,498.290.0527536400342.81
62775000 - IBEX 10 B3NC FED COM 1H TIER : 3 0					24,952.760.05275364001,316.37
62776000 - IBEX 10 B3OB FED COM 1H TIER : 2 0					2,483.610.032250710080.10
62776000 - IBEX 10 B3OB FED COM 1H TIER : 3 0					14,157.290.0322507100456.58
62906000 - GAZELLE 22 B2MD FED COM 2H TIER : 2 0					3,168.210.1969919400624.11
62906000 - GAZELLE 22 B2MD FED COM 2H TIER : 3 0					14,107.570.19699194002,779.09
62915000 - CREEDENCE 21/16 W0ED ST COM 2H TIER : 1 0					5,875.000.006363620037.39
62915000 - CREEDENCE 21/16 W0ED ST COM 2H TIER : 3 0					53,081.810.0063636200337.82
62916000 - CREEDENCE 21/16 W1ED ST COM 1H TIER : 1 0					5,875.000.006363620037.39
62916000 - CREEDENCE 21/16 W1ED ST COM 1H TIER : 3 0					49,618.520.0063636200315.78
62958000 - GAZELLE 22 B3MD FED COM 1H TIER : 2 0					3,168.210.1969919400624.12
62958000 - GAZELLE 22 B3MD FED COM 1H TIER : 3 0					17,947.660.19699194003,535.56
72185000 - CREEDENCE 21/16 W0FC ST COM 4H TIER : 1 0					26,098.610.0063636200166.08
72185000 - CREEDENCE 21/16 W0FC ST COM 4H TIER : 2 0					35,903.510.0063636200228.48
72185000 - CREEDENCE 21/16 W0FC ST COM 4H TIER : 3 0					100.510.00636362000.64
72186000 - CREEDENCE 21/16 W1FC ST COM 3H TIER : 1 0					26,098.720.0063636200166.08
72186000 - CREEDENCE 21/16 W1FC ST COM 3H TIER : 2 0					44,926.890.0063636200285.91
72186000 - CREEDENCE 21/16 W1FC ST COM 3H TIER : 3 0					100.530.00636362000.64
72310000 - IBEX 15/10 B1PA FED COM 2H TIER : 1 0					340,487.250.0005390200183.51
72310000 - IBEX 15/10 B1PA FED COM 2H TIER : 2 0					189,726.730.0005390200102.28
TOTAL CURRENT CHARGES					924,758.7915,536.50
APPLIED ADVANCES					
62915000 - CREEDENCE 21/16 W0ED ST COM 2H					-375.21
62916000 - CREEDENCE 21/16 W1ED ST COM 1H					-353.17
72185000 - CREEDENCE 21/16 W0FC ST COM 4H					-395.20
72186000 - CREEDENCE 21/16 W1FC ST COM 3H					-452.63
APPLIED ADVANCES TOTAL					-1,576.21

## MEWBOURNE OIL COMPANY

TOM M RAGSDALE  
400 N SAM HOUSTON PARKWAY EAST  
SUITE 601  
HOUSTON, TX 77060

**INVOICE NO.:** 202008-04448  
**INVOICE DATE:** 8-31-2020  
**OWNER:** 035904-1  
**BILLING FOR:** August 2020

**INVOICE TOTAL**

**13,960.29**

**OUTSTANDING BALANCE**

**39,782.99**

PLEASE INDICATE INVOICE# 202008-04448  
AND ACCOUNT# 035904-1  
ON REMITTANCE  
PAYMENT DUE 15 DAYS AFTER RECEIPT OF INVOICE PAYABLE IN US DOLLARS

FOR INQUIRIES, PLEASE CONTACT (903) 561-2900



## MEWBOURNE OIL COMPANY

TOM M RAGSDALE  
400 N SAM HOUSTON PARKWAY EAST  
SUITE 601  
HOUSTON, TX 77060

INVOICE NO.: 202008-04448  
INVOICE DATE: 8-31-2020  
OWNER: 035904-1  
BILLING FOR: August 2020

REFERENCE/DESCRIPTION OF CHARGES	GROSS CHARGES	WORKING INTEREST	NET CHARGE
<b>PROPERTY: 62390000 62390000-20 PRONGHORN 15 B3BO FED COM 1H</b>			
<u>Intangible Well Cost</u>			
STIMULATION RENTALS & OTHER NEW WAVE ENERGY SERVICE	2,483.61	0.068374750	169.82
Total Intangible Well Cost Cost	2,483.61		169.82
<b>62390000-20 SUBTOTAL</b>	<b>2,483.61</b>	<b>169.82</b>	
<b>PROPERTY: 62390000 62390000-30 PRONGHORN 15 B3BO FED COM 1H</b>			
<u>Lease Operating Expense</u>			
CHEMICALS-WATER TREATING IMPERATIVE CHEMICAL PART	212.32	0.068374750	14.52
CHEMICALS-WATER TREATING IMPERATIVE CHEMICAL PART	167.27	0.068374750	11.44
COMPANY SUPERVISION MEWBOURNE OIL COMPANY	306.25	0.068374750	20.94
COMPANY SUPERVISION MEWBOURNE OIL COMPANY	306.25	0.068374750	20.94
COMPRESSOR RENTAL/SERVICES GRAVITY OILFIELD SERVICES	30.22	0.068374750	2.07
FUEL, POWER & ELECTRICAL XCEL ENERGY	2,866.31	0.068374750	195.99
LEASE MAINTENANCE AMERICAN MILLENNIUM COR	25.70	0.068374750	1.76
LEASE MAINTENANCE AMERICAN MILLENNIUM COR	27.13	0.068374750	1.85
LEASE MAINTENANCE K&S OILFIELD SUPPLIES LLC	42.36	0.068374750	2.89
LEASE MAINTENANCE QATAR LLC	290.65	0.068374750	19.87
LEASE MAINTENANCE TANKLOGIX LLC	6.05	0.068374750	0.41
LEASE MAINTENANCE MEWBOURNE OIL COMPANY	187.50	0.068374750	12.82
MISCELLANEOUS EQUIPMENT RENTAL MEWBOURNE OIL COMPANY	227.85	0.068374750	15.58
OVERHEAD-FIXED RATE MEWBOURNE OIL COMPANY	856.29	0.068374750	58.55
PUMPING MEWBOURNE OIL COMPANY	900.00	0.068374750	61.54
PUMPING MEWBOURNE OIL COMPANY	450.00	0.068374750	30.77
SALT WATER DISPOSAL OWL SWD OPERATING LLC	5,170.60	0.068374750	353.54
SALT WATER DISPOSAL LIMESTONE BASIN PROPERTIE	340.37	0.068374750	23.27
Total Lease Operating Expense Cost	12,413.12		848.75
<b>62390000-30 SUBTOTAL</b>	<b>12,413.12</b>	<b>848.75</b>	
<b>PROPERTY 62390000 TOTAL</b>	<b>14,896.73</b>	<b>1,018.57</b>	
<b>PROPERTY: 62391000 62391000-20 PRONGHORN 15 B3CN FED COM 1H</b>			
<u>Intangible Well Cost</u>			
STIMULATION RENTALS & OTHER NEW WAVE ENERGY SERVICE	873.01	0.068374750	59.69
Total Intangible Well Cost Cost	873.01		59.69
<u>Tangible Well Cost</u>			
TUBING (2" - 4") MEWBOURNE OIL COMPANY	-1,046.70	0.068374750	-71.57
Total Tangible Well Cost Cost	-1,046.70		-71.57
<b>62391000-20 SUBTOTAL</b>	<b>-173.69</b>	<b>-11.88</b>	
<b>PROPERTY: 62391000 62391000-30 PRONGHORN 15 B3CN FED COM 1H</b>			
<u>Lease Operating Expense</u>			
CHEMICALS-WATER TREATING IMPERATIVE CHEMICAL PART	297.68	0.068374750	20.35

## MEWBOURNE OIL COMPANY

TOM M RAGSDALE  
400 N SAM HOUSTON PARKWAY EAST  
SUITE 601  
HOUSTON, TX 77060

INVOICE NO.: 202008-04448  
INVOICE DATE: 8-31-2020  
OWNER: 035904-1  
BILLING FOR: August 2020

REFERENCE/DESCRIPTION OF CHARGES		GROSS CHARGES	WORKING INTEREST	NET CHARGE
CHEMICALS-WATER TREATING	IMPERATIVE CHEMICAL PART	130.84	0.068374750	8.95
COMPRESSOR RENTAL/SERVICES	KODIAK GAS SERVICES LLC	5,802.51	0.068374750	396.75
COMPRESSOR RENTAL/SERVICES	GRAVITY OILFIELD SERVICES	31.53	0.068374750	2.16
FUEL, POWER & ELECTRICAL	XCEL ENERGY	403.38	0.068374750	27.58
LEASE MAINTENANCE	T&J VALVE	44.24	0.068374750	3.02
LEASE MAINTENANCE	K&S OILFIELD SUPPLIES LLC	968.34	0.068374750	66.21
LEASE MAINTENANCE	K&S OILFIELD SUPPLIES LLC	42.35	0.068374750	2.90
LEASE MAINTENANCE	QATAR LLC	710.46	0.068374750	48.58
LEASE MAINTENANCE	TANKLOGIX LLC	6.32	0.068374750	0.43
LEASE MAINTENANCE	MEWBOURNE OIL COMPANY	247.50	0.068374750	16.92
LEASE MAINTENANCE	MEWBOURNE OIL COMPANY	187.50	0.068374750	12.82
MISCELLANEOUS EQUIPMENT RENTAL	MEWBOURNE OIL COMPANY	227.85	0.068374750	15.58
OVERHEAD-FIXED RATE	MEWBOURNE OIL COMPANY	856.29	0.068374750	58.55
PRIME MOVER MAINTENANCE	HR COMPRESSION & SERVICE	1,240.10	0.068374750	84.79
PRIME MOVER MAINTENANCE	HR COMPRESSION & SERVICE	707.79	0.068374750	48.39
PUMPING	MEWBOURNE OIL COMPANY	900.00	0.068374750	61.54
PUMPING	MEWBOURNE OIL COMPANY	225.00	0.068374750	15.39
SALT WATER DISPOSAL	OWL SWD OPERATING LLC	4,760.41	0.068374750	325.49
SALT WATER DISPOSAL	LIMESTONE BASIN PROPERTIE	313.33	0.068374750	21.43
Total Lease Operating Expense Cost		18,103.42		1,237.83
<b>62391000-30 SUBTOTAL</b>		<b>18,103.42</b>		<b>1,237.83</b>
<b>PROPERTY 62391000 TOTAL</b>		<b>17,929.73</b>		<b>1,225.95</b>
<b>PROPERTY: 62392000 62392000-20 PRONGHORN 15 B3DM FED COM 1H</b>				
<u>Tangible Well Cost</u>				
TUBING (2" - 4")	MEWBOURNE OIL COMPANY	-348.40	0.068374750	-23.82
TUBING (2" - 4")	MEWBOURNE OIL COMPANY	-337.68	0.068374750	-23.09
Total Tangible Well Cost Cost		-686.08		-46.91
<b>62392000-20 SUBTOTAL</b>		<b>-686.08</b>		<b>-46.91</b>
<b>PROPERTY: 62392000 62392000-30 PRONGHORN 15 B3DM FED COM 1H</b>				
<u>Lease Operating Expense</u>				
CHEMICALS-WATER TREATING	IMPERATIVE CHEMICAL PART	297.68	0.068374750	20.35
CHEMICALS-WATER TREATING	IMPERATIVE CHEMICAL PART	130.86	0.068374750	8.95
COMPANY SUPERVISION	MEWBOURNE OIL COMPANY	1,225.00	0.068374750	83.76
COMPANY SUPERVISION	MEWBOURNE OIL COMPANY	306.25	0.068374750	20.94
COMPRESSOR RENTAL/SERVICES	GRAVITY OILFIELD SERVICES	21.02	0.068374750	1.43
FUEL, POWER & ELECTRICAL	XCEL ENERGY	2,632.28	0.068374750	179.98
LEASE MAINTENANCE	T&J VALVE	44.25	0.068374750	3.03
LEASE MAINTENANCE	K&S OILFIELD SUPPLIES LLC	968.38	0.068374750	66.21
LEASE MAINTENANCE	K&S OILFIELD SUPPLIES LLC	42.36	0.068374750	2.89
LEASE MAINTENANCE	QATAR LLC	710.46	0.068374750	48.58

## MEWBOURNE OIL COMPANY

TOM M RAGSDALE  
400 N SAM HOUSTON PARKWAY EAST  
SUITE 601  
HOUSTON, TX 77060

INVOICE NO.: 202008-04448  
INVOICE DATE: 8-31-2020  
OWNER: 035904-1  
BILLING FOR: August 2020

REFERENCE/DESCRIPTION OF CHARGES		GROSS CHARGES	WORKING INTEREST	NET CHARGE
LEASE MAINTENANCE	TANKLOGIX LLC	4.21	0.068374750	0.29
LEASE MAINTENANCE	MEWBOURNE OIL COMPANY	255.00	0.068374750	17.44
LEASE MAINTENANCE	MEWBOURNE OIL COMPANY	187.50	0.068374750	12.82
MISCELLANEOUS EQUIPMENT RENTAL	MEWBOURNE OIL COMPANY	227.85	0.068374750	15.58
OVERHEAD-FIXED RATE	MEWBOURNE OIL COMPANY	856.32	0.068374750	58.55
PRIME MOVER MAINTENANCE	HR COMPRESSION & SERVICES	1,240.10	0.068374750	84.79
PRIME MOVER MAINTENANCE	HR COMPRESSION & SERVICES	707.80	0.068374750	48.39
PUMPING	MEWBOURNE OIL COMPANY	900.00	0.068374750	61.54
PUMPING	MEWBOURNE OIL COMPANY	225.00	0.068374750	15.38
SALT WATER DISPOSAL	OWL SWD OPERATING LLC	3,210.07	0.068374750	219.49
SALT WATER DISPOSAL	NGL WATER SOLUTIONS PERM	211.92	0.068374750	14.49
SALT WATER DISPOSAL	LIMESTONE BASIN PROPERTIE	211.30	0.068374750	14.45
Total Lease Operating Expense Cost		14,615.61		999.33
<b>62392000-30 SUBTOTAL</b>		<b>14,615.61</b>	<b>999.33</b>	
<b>PROPERTY 62392000 TOTAL</b>		<b>13,929.53</b>	<b>952.42</b>	
<b>PROPERTY: 62774000 62774000-20 IBEX 10 B3MD FED COM 1H</b>				
<u>Tangible Well Cost</u>				
TUBING (2" - 4")	MEWBOURNE OIL COMPANY	-1,234.09	0.052753640	-65.10
Total Tangible Well Cost Cost		-1,234.09		-65.10
<b>62774000-20 SUBTOTAL</b>		<b>-1,234.09</b>	<b>-65.10</b>	
<b>PROPERTY: 62774000 62774000-30 IBEX 10 B3MD FED COM 1H</b>				
<u>Lease Operating Expense</u>				
CHEMICALS-WATER TREATING	IMPERATIVE CHEMICAL PART	155.30	0.052753640	8.19
CHEMICALS-WATER TREATING	IMPERATIVE CHEMICAL PART	392.53	0.052753640	20.71
COMPRESSOR RENTAL/SERVICES	SERVICE COMPRESSION LLC	4,503.23	0.052753640	237.56
COMPRESSOR RENTAL/SERVICES	GRAVITY OILFIELD SERVICES	71.61	0.052753640	3.78
FUEL, POWER & ELECTRICAL	XCEL ENERGY	461.07	0.052753640	24.32
LEASE MAINTENANCE	AMERICAN MILLENNIUM COR	31.79	0.052753640	1.68
LEASE MAINTENANCE	K&S OILFIELD SUPPLIES LLC	42.35	0.052753640	2.23
LEASE MAINTENANCE	INGRAM PROFESSIONAL SERV	192.83	0.052753640	10.17
LEASE MAINTENANCE	INGRAM PROFESSIONAL SERV	248.60	0.052753640	13.11
LEASE MAINTENANCE	QATAR LLC	600.66	0.052753640	31.69
LEASE MAINTENANCE	TANKLOGIX LLC	14.34	0.052753640	0.76
LEASE MAINTENANCE	MEWBOURNE OIL COMPANY	247.50	0.052753640	13.06
LEASE MAINTENANCE	MEWBOURNE OIL COMPANY	187.50	0.052753640	9.89
MISCELLANEOUS EQUIPMENT RENTAL	MEWBOURNE OIL COMPANY	227.85	0.052753640	12.02
OVERHEAD-FIXED RATE	MEWBOURNE OIL COMPANY	881.16	0.052753640	46.48
PUMPING	MEWBOURNE OIL COMPANY	900.00	0.052753640	47.48
PUMPING	MEWBOURNE OIL COMPANY	450.00	0.052753640	23.74
SALT WATER DISPOSAL	OWL SWD OPERATING LLC	4,927.53	0.052753640	259.94

## MEWBOURNE OIL COMPANY

TOM M RAGSDALE  
400 N SAM HOUSTON PARKWAY EAST  
SUITE 601  
HOUSTON, TX 77060

INVOICE NO.: 202008-04448  
INVOICE DATE: 8-31-2020  
OWNER: 035904-1  
BILLING FOR: August 2020

REFERENCE/DESCRIPTION OF CHARGES		GROSS CHARGES	WORKING INTEREST	NET CHARGE
SALT WATER DISPOSAL	LIMESTONE BASIN PROPERTIE	324.36	0.052753640	17.11
Total Lease Operating Expense Cost		14,860.21		783.92
<b>62774000-30 SUBTOTAL</b>		<b>14,860.21</b>	<b>783.92</b>	
<b>PROPERTY 62774000 TOTAL</b>		<b>13,626.12</b>	<b>718.82</b>	
<b>PROPERTY: 62775000 62775000-20 IBEX 10 B3NC FED COM 1H</b>				
<u>Intangible Well Cost</u>				
STIMULATION RENTALS & OTHER	NEW WAVE ENERGY SERVICE	873.02	0.052753640	46.05
Total Intangible Well Cost Cost		873.02		46.05
<u>Tangible Well Cost</u>				
TUBING (2" - 4")	MEWBOURNE OIL COMPANY	3,534.87	0.052753640	186.48
TUBING (2" - 4")	MEWBOURNE OIL COMPANY	2,090.40	0.052753640	110.28
Total Tangible Well Cost Cost		5,625.27		296.76
<b>62775000-20 SUBTOTAL</b>		<b>6,498.29</b>	<b>342.81</b>	
<b>PROPERTY: 62775000 62775000-30 IBEX 10 B3NC FED COM 1H</b>				
<u>Lease Operating Expense</u>				
CHEMICALS-WATER TREATING	IMPERATIVE CHEMICAL PART	686.33	0.052753640	36.21
CHEMICALS-WATER TREATING	IMPERATIVE CHEMICAL PART	155.32	0.052753640	8.19
CHEMICALS-WATER TREATING	IMPERATIVE CHEMICAL PART	392.55	0.052753640	20.71
COMPANY SUPERVISION	MEWBOURNE OIL COMPANY	1,127.00	0.052753640	59.46
COMPANY SUPERVISION	MEWBOURNE OIL COMPANY	612.50	0.052753640	32.31
COMPANY SUPERVISION	MEWBOURNE OIL COMPANY	612.50	0.052753640	32.31
COMPRESSOR RENTAL/SERVICES	SERVICE COMPRESSION LLC	4,871.35	0.052753640	256.98
COMPRESSOR RENTAL/SERVICES	GRAVITY OILFIELD SERVICES	52.56	0.052753640	2.77
FUEL, POWER & ELECTRICAL	XCEL ENERGY	867.52	0.052753640	45.76
LEASE MAINTENANCE	AMERICAN MILLENNIUM COR	31.80	0.052753640	1.68
LEASE MAINTENANCE	K&S OILFIELD SUPPLIES LLC	42.35	0.052753640	2.23
LEASE MAINTENANCE	INGRAM PROFESSIONAL SERV	192.83	0.052753640	10.17
LEASE MAINTENANCE	INGRAM PROFESSIONAL SERV	248.62	0.052753640	13.12
LEASE MAINTENANCE	TRINITY OILFIELD SERVICES &	379.80	0.052753640	20.04
LEASE MAINTENANCE	QATAR LLC	368.15	0.052753640	19.42
LEASE MAINTENANCE	TANKLOGIX LLC	10.53	0.052753640	0.56
LEASE MAINTENANCE	MEWBOURNE OIL COMPANY	750.00	0.052753640	39.57
LEASE MAINTENANCE	MEWBOURNE OIL COMPANY	247.50	0.052753640	13.06
LEASE MAINTENANCE	MEWBOURNE OIL COMPANY	187.50	0.052753640	9.89
MISCELLANEOUS EQUIPMENT RENTAL	MEWBOURNE OIL COMPANY	227.85	0.052753640	12.02
OVERHEAD-FIXED RATE	MEWBOURNE OIL COMPANY	881.16	0.052753640	46.48
PUMPING	MEWBOURNE OIL COMPANY	900.00	0.052753640	47.48
PUMPING	MEWBOURNE OIL COMPANY	450.00	0.052753640	23.74
SALT WATER DISPOSAL	OWL SWD OPERATING LLC	9,606.66	0.052753640	506.79
SALT WATER DISPOSAL	NGL WATER SOLUTIONS PERM	316.50	0.052753640	16.70

## MEWBOURNE OIL COMPANY

TOM M RAGSDALE  
400 N SAM HOUSTON PARKWAY EAST  
SUITE 601  
HOUSTON, TX 77060

INVOICE NO.: 202008-04448  
INVOICE DATE: 8-31-2020  
OWNER: 035904-1  
BILLING FOR: August 2020

REFERENCE/DESCRIPTION OF CHARGES		GROSS CHARGES	WORKING INTEREST	NET CHARGE
SALT WATER DISPOSAL	NGL WATER SOLUTIONS PERM	101.54	0.052753640	5.36
SALT WATER DISPOSAL	LIMESTONE BASIN PROPERTIE	632.34	0.052753640	33.36
Total Lease Operating Expense Cost		24,952.76		1,316.37
<b>62775000-30 SUBTOTAL</b>		<b>24,952.76</b>	<b>1,316.37</b>	
<b>PROPERTY 62775000 TOTAL</b>		<b>31,451.05</b>	<b>1,659.18</b>	
<b>PROPERTY: 62776000 62776000-20 IBEX 10 B3OB FED COM 1H</b>				
<u>Intangible Well Cost</u>				
STIMULATION RENTALS & OTHER	NEW WAVE ENERGY SERVICE	2,483.61	0.032250710	80.10
Total Intangible Well Cost Cost		2,483.61		80.10
<b>62776000-20 SUBTOTAL</b>		<b>2,483.61</b>	<b>80.10</b>	
<b>PROPERTY: 62776000 62776000-30 IBEX 10 B3OB FED COM 1H</b>				
<u>Lease Operating Expense</u>				
CHEMICALS-WATER TREATING	IMPERATIVE CHEMICAL PART	212.32	0.032250710	6.85
CHEMICALS-WATER TREATING	IMPERATIVE CHEMICAL PART	167.24	0.032250710	5.39
COMPANY SUPERVISION	MEWBOURNE OIL COMPANY	306.25	0.032250710	9.88
COMPANY SUPERVISION	MEWBOURNE OIL COMPANY	306.25	0.032250710	9.88
COMPRESSOR RENTAL/SERVICES	NATURAL GAS SERVICES GRO	4,199.74	0.032250710	135.44
COMPRESSOR RENTAL/SERVICES	GRAVITY OILFIELD SERVICES	41.39	0.032250710	1.33
FUEL, POWER & ELECTRICAL	XCEL ENERGY	455.94	0.032250710	14.70
LEASE MAINTENANCE	AMERICAN MILLENNIUM COR	25.70	0.032250710	0.83
LEASE MAINTENANCE	AMERICAN MILLENNIUM COR	27.12	0.032250710	0.87
LEASE MAINTENANCE	K&S OILFIELD SUPPLIES LLC	42.36	0.032250710	1.37
LEASE MAINTENANCE	QATAR LLC	290.64	0.032250710	9.37
LEASE MAINTENANCE	TANKLOGIX LLC	8.29	0.032250710	0.27
LEASE MAINTENANCE	MEWBOURNE OIL COMPANY	187.50	0.032250710	6.05
MISCELLANEOUS EQUIPMENT RENTAL	MEWBOURNE OIL COMPANY	227.85	0.032250710	7.35
OVERHEAD-FIXED RATE	MEWBOURNE OIL COMPANY	881.16	0.032250710	28.42
PUMPING	MEWBOURNE OIL COMPANY	900.00	0.032250710	29.03
PUMPING	MEWBOURNE OIL COMPANY	450.00	0.032250710	14.51
SALT WATER DISPOSAL	OWL SWD OPERATING LLC	5,092.36	0.032250710	164.23
SALT WATER DISPOSAL	LIMESTONE BASIN PROPERTIE	335.18	0.032250710	10.81
Total Lease Operating Expense Cost		14,157.29		456.58
<b>62776000-30 SUBTOTAL</b>		<b>14,157.29</b>	<b>456.58</b>	
<b>PROPERTY 62776000 TOTAL</b>		<b>16,640.90</b>	<b>536.68</b>	
<b>PROPERTY: 62906000 62906000-20 GAZELLE 22 B2MD FED COM 2H</b>				
<u>Intangible Well Cost</u>				
STIMULATION RENTALS & OTHER	NEW WAVE ENERGY SERVICE	3,168.21	0.196991940	624.11
Total Intangible Well Cost Cost		3,168.21		624.11



## MEWBOURNE OIL COMPANY

TOM M RAGSDALE  
400 N SAM HOUSTON PARKWAY EAST  
SUITE 601  
HOUSTON, TX 77060

INVOICE NO.: 202008-04448  
INVOICE DATE: 8-31-2020  
OWNER: 035904-1  
BILLING FOR: August 2020

REFERENCE/DESCRIPTION OF CHARGES		GROSS CHARGES	WORKING INTEREST	NET CHARGE
<b>62906000-20 SUBTOTAL</b>		<b>3,168.21</b>	<b>624.11</b>	
<b>PROPERTY: 62906000 62906000-30 GAZELLE 22 B2MD FED COM 2H</b>				
<u>Lease Operating Expense</u>				
CHEMICALS-WATER TREATING	IMPERATIVE CHEMICAL PART	229.43	0.196991940	45.20
CHEMICALS-WATER TREATING	IMPERATIVE CHEMICAL PART	130.85	0.196991940	25.77
COMPANY SUPERVISION	MEWBOURNE OIL COMPANY	306.25	0.196991940	60.33
COMPRESSOR MAINTENANCE	G&A FABRICATION LLC	141.92	0.196991940	27.96
COMPRESSOR RENTAL/SERVICES	NATURAL GAS SERVICES GRO	3,837.06	0.196991940	755.87
COMPRESSOR RENTAL/SERVICES	GRAVITY OILFIELD SERVICES	24.31	0.196991940	4.79
FUEL, POWER & ELECTRICAL	XCEL ENERGY	563.70	0.196991940	111.04
LEASE MAINTENANCE	AMERICAN MILLENNIUM COR	13.78	0.196991940	2.72
LEASE MAINTENANCE	K&S OILFIELD SUPPLIES LLC	42.37	0.196991940	8.35
LEASE MAINTENANCE	HR COMPRESSION & SERVICE	407.04	0.196991940	80.18
LEASE MAINTENANCE	TANKLOGIX LLC	4.87	0.196991940	0.96
LEASE MAINTENANCE	MEWBOURNE OIL COMPANY	187.50	0.196991940	36.94
MISCELLANEOUS EQUIPMENT RENTAL	MEWBOURNE OIL COMPANY	227.85	0.196991940	44.89
OVERHEAD-FIXED RATE	MEWBOURNE OIL COMPANY	881.16	0.196991940	173.58
PUMPING	MEWBOURNE OIL COMPANY	900.00	0.196991940	177.29
PUMPING	MEWBOURNE OIL COMPANY	450.00	0.196991940	88.65
SALT WATER DISPOSAL	OWL SWD OPERATING LLC	5,403.79	0.196991940	1,064.50
SALT WATER DISPOSAL	LIMESTONE BASIN PROPERTIE	355.69	0.196991940	70.07
Total Lease Operating Expense Cost		14,107.57		2,779.09
<b>62906000-30 SUBTOTAL</b>		<b>14,107.57</b>	<b>2,779.09</b>	
<b>PROPERTY 62906000 TOTAL</b>		<b>17,275.78</b>	<b>3,403.20</b>	
<b>PROPERTY: 62915000 62915000-10 CREEDENCE 21/16 W0ED ST COM 2H</b>				
<u>Intangible Well Cost</u>				
WELL / LEASE LEGAL	ROD J MACDONALD	5,875.00	0.006363620	37.39
Total Intangible Well Cost Cost		5,875.00		37.39
<b>62915000-10 SUBTOTAL</b>		<b>5,875.00</b>	<b>37.39</b>	
<b>PROPERTY: 62915000 62915000-30 CREEDENCE 21/16 W0ED ST COM 2H</b>				
<u>Lease Operating Expense</u>				
COMPANY SUPERVISION	MEWBOURNE OIL COMPANY	1,225.00	0.006363620	7.80
COMPANY SUPERVISION	MEWBOURNE OIL COMPANY	612.50	0.006363620	3.90
COMPANY SUPERVISION	MEWBOURNE OIL COMPANY	306.25	0.006363620	1.95
COMPANY SUPERVISION	MEWBOURNE OIL COMPANY	1,225.00	0.006363620	7.80
COMPRESSOR RENTAL/SERVICES	D&H TRUCKING	418.01	0.006363620	2.66
COMPRESSOR RENTAL/SERVICES	D&H TRUCKING	404.53	0.006363620	2.57
CONTRACT SUPERVISION	TURNCO ENTERPRISES LLC	555.50	0.006363620	3.54
CONTRACT SUPERVISION	TURNCO ENTERPRISES LLC	555.50	0.006363620	3.54
FUEL, POWER & ELECTRICAL	XCEL ENERGY	3,402.15	0.006363620	21.65

## MEWBOURNE OIL COMPANY

TOM M RAGSDALE  
400 N SAM HOUSTON PARKWAY EAST  
SUITE 601  
HOUSTON, TX 77060

INVOICE NO.: 202008-04448  
INVOICE DATE: 8-31-2020  
OWNER: 035904-1  
BILLING FOR: August 2020

REFERENCE/DESCRIPTION OF CHARGES		GROSS CHARGES	WORKING INTEREST	NET CHARGE
LEASE MAINTENANCE	AMERICAN MILLENNIUM COR	22.06	0.006363620	0.14
LEASE MAINTENANCE	KEYSTONE PUMP & SUPPLY LI	161.82	0.006363620	1.03
LEASE MAINTENANCE	KEYSTONE PUMP & SUPPLY LI	357.97	0.006363620	2.28
LEASE MAINTENANCE	STANDARD OIL FIELD SUPPLY	94.18	0.006363620	0.60
LEASE MAINTENANCE	STANDARD OIL FIELD SUPPLY	30.11	0.006363620	0.19
LEASE MAINTENANCE	R360 ENVIRONMENTAL SOLUT	29.01	0.006363620	0.18
LEASE MAINTENANCE	TRINITY OILFIELD SERVICES &	71.52	0.006363620	0.46
LEASE MAINTENANCE	TRINITY OILFIELD SERVICES &	143.04	0.006363620	0.91
LEASE MAINTENANCE	TANKLOGIX LLC	340.21	0.006363620	2.16
LEASE MAINTENANCE	MEWBOURNE OIL COMPANY	247.50	0.006363620	1.58
LEASE MAINTENANCE	MEWBOURNE OIL COMPANY	375.00	0.006363620	2.39
OVERHEAD-FIXED RATE	MEWBOURNE OIL COMPANY	881.16	0.006363620	5.61
PUMPING	MEWBOURNE OIL COMPANY	900.00	0.006363620	5.73
PUMPING	MEWBOURNE OIL COMPANY	900.00	0.006363620	5.73
SALT WATER DISPOSAL	MEWBOURNE OIL COMPANY	39,823.79	0.006363620	253.42
Total Lease Operating Expense Cost		53,081.81		337.82
<b>62915000-30 SUBTOTAL</b>		<b>53,081.81</b>	<b>337.82</b>	
<b>PROPERTY 62915000 TOTAL</b>		<b>58,956.81</b>	<b>375.21</b>	
<b>62915000PREPAYMENTS</b>				<b>-375.21</b>
<b>PROPERTY: 62916000 62916000-10 CREEDENCE 21/16 W1ED ST COM 1H</b>				
<u>Intangible Well Cost</u>				
WELL / LEASE LEGAL	ROD J MACDONALD	5,875.00	0.006363620	37.39
Total Intangible Well Cost Cost		5,875.00		37.39
<b>62916000-10 SUBTOTAL</b>		<b>5,875.00</b>	<b>37.39</b>	
<b>PROPERTY: 62916000 62916000-30 CREEDENCE 21/16 W1ED ST COM 1H</b>				
<u>Lease Operating Expense</u>				
COMPANY SUPERVISION	MEWBOURNE OIL COMPANY	1,225.00	0.006363620	7.80
COMPANY SUPERVISION	MEWBOURNE OIL COMPANY	612.50	0.006363620	3.90
COMPANY SUPERVISION	MEWBOURNE OIL COMPANY	306.25	0.006363620	1.95
COMPANY SUPERVISION	MEWBOURNE OIL COMPANY	1,225.00	0.006363620	7.80
COMPRESSOR RENTAL/SERVICES	D&H TRUCKING	418.02	0.006363620	2.66
COMPRESSOR RENTAL/SERVICES	D&H TRUCKING	404.54	0.006363620	2.57
CONTRACT SUPERVISION	TURNCO ENTERPRISES LLC	555.50	0.006363620	3.54
CONTRACT SUPERVISION	TURNCO ENTERPRISES LLC	555.50	0.006363620	3.54
FUEL, POWER & ELECTRICAL	XCEL ENERGY	3,298.24	0.006363620	20.99
LEASE MAINTENANCE	AMERICAN MILLENNIUM COR	22.07	0.006363620	0.14
LEASE MAINTENANCE	KEYSTONE PUMP & SUPPLY LI	161.84	0.006363620	1.03
LEASE MAINTENANCE	KEYSTONE PUMP & SUPPLY LI	357.98	0.006363620	2.28
LEASE MAINTENANCE	STANDARD OIL FIELD SUPPLY	94.23	0.006363620	0.60
LEASE MAINTENANCE	STANDARD OIL FIELD SUPPLY	30.13	0.006363620	0.19

## MEWBOURNE OIL COMPANY

TOM M RAGSDALE  
400 N SAM HOUSTON PARKWAY EAST  
SUITE 601  
HOUSTON, TX 77060

**INVOICE NO.:** 202008-04448  
**INVOICE DATE:** 8-31-2020  
**OWNER:** 035904-1  
**BILLING FOR:** August 2020

REFERENCE/DESCRIPTION OF CHARGES		GROSS CHARGES	WORKING INTEREST	NET CHARGE
LEASE MAINTENANCE	R360 ENVIRONMENTAL SOLUT	29.02	0.006363620	0.18
LEASE MAINTENANCE	TRINITY OILFIELD SERVICES &	71.53	0.006363620	0.46
LEASE MAINTENANCE	TRINITY OILFIELD SERVICES &	143.05	0.006363620	0.91
LEASE MAINTENANCE	TANKLOGIX LLC	340.21	0.006363620	2.16
LEASE MAINTENANCE	MEWBOURNE OIL COMPANY	247.50	0.006363620	1.58
OVERHEAD-FIXED RATE	MEWBOURNE OIL COMPANY	881.16	0.006363620	5.61
PUMPING	MEWBOURNE OIL COMPANY	900.00	0.006363620	5.73
PUMPING	MEWBOURNE OIL COMPANY	900.00	0.006363620	5.73
SALT WATER DISPOSAL	MEWBOURNE OIL COMPANY	36,839.25	0.006363620	234.43
Total Lease Operating Expense Cost		49,618.52		315.78

**62916000-30 SUBTOTAL****49,618.52****315.78****PROPERTY 62916000 TOTAL****55,493.52****353.17****62916000PREPAYMENTS****-353.17****PROPERTY: 62958000 62958000-20 GAZELLE 22 B3MD FED COM 1H**Intangible Well Cost

STIMULATION RENTALS & OTHER	NEW WAVE ENERGY SERVICE	3,168.21	0.196991940	624.12
Total Intangible Well Cost Cost		3,168.21		624.12

**62958000-20 SUBTOTAL****3,168.21****624.12****PROPERTY: 62958000 62958000-30 GAZELLE 22 B3MD FED COM 1H**Lease Operating Expense

CHEMICALS-WATER TREATING	IMPERATIVE CHEMICAL PART	229.43	0.196991940	45.20
CHEMICALS-WATER TREATING	IMPERATIVE CHEMICAL PART	130.88	0.196991940	25.78
COMPANY SUPERVISION	MEWBOURNE OIL COMPANY	416.50	0.196991940	82.05
COMPANY SUPERVISION	MEWBOURNE OIL COMPANY	306.25	0.196991940	60.33
COMPANY SUPERVISION	MEWBOURNE OIL COMPANY	612.50	0.196991940	120.66
COMPRESSOR MAINTENANCE	G&A FABRICATION LLC	141.92	0.196991940	27.96
COMPRESSOR RENTAL/SERVICES	KODIAK GAS SERVICES LLC	4,747.51	0.196991940	935.22
COMPRESSOR RENTAL/SERVICES	GRAVITY OILFIELD SERVICES	32.19	0.196991940	6.34
FUEL, POWER & ELECTRICAL	XCEL ENERGY	612.20	0.196991940	120.60
LEASE MAINTENANCE	AMERICAN MILLENNIUM COR	13.79	0.196991940	2.72
LEASE MAINTENANCE	K&S OILFIELD SUPPLIES LLC	42.34	0.196991940	8.34
LEASE MAINTENANCE	HR COMPRESSION & SERVICE	407.04	0.196991940	80.18
LEASE MAINTENANCE	TANKLOGIX LLC	6.45	0.196991940	1.27
LEASE MAINTENANCE	MEWBOURNE OIL COMPANY	187.50	0.196991940	36.94
MISCELLANEOUS EQUIPMENT RENTAL	MEWBOURNE OIL COMPANY	227.85	0.196991940	44.89
OVERHEAD-FIXED RATE	MEWBOURNE OIL COMPANY	881.16	0.196991940	173.58
PUMPING	MEWBOURNE OIL COMPANY	900.00	0.196991940	177.29
PUMPING	MEWBOURNE OIL COMPANY	450.00	0.196991940	88.65
SALT WATER DISPOSAL	OWL SWD OPERATING LLC	7,132.64	0.196991940	1,405.07
SALT WATER DISPOSAL	LIMESTONE BASIN PROPERTIE	469.51	0.196991940	92.49

## MEWBOURNE OIL COMPANY

TOM M RAGSDALE  
400 N SAM HOUSTON PARKWAY EAST  
SUITE 601  
HOUSTON, TX 77060

INVOICE NO.: 202008-04448  
INVOICE DATE: 8-31-2020  
OWNER: 035904-1  
BILLING FOR: August 2020

REFERENCE/DESCRIPTION OF CHARGES	GROSS CHARGES	WORKING INTEREST	NET CHARGE
Total Lease Operating Expense Cost	17,947.66		3,535.56
<b>62958000-30 SUBTOTAL</b>	<b>17,947.66</b>	<b>3,535.56</b>	
<b>PROPERTY 62958000 TOTAL</b>	<b>21,115.87</b>	<b>4,159.68</b>	
<b>PROPERTY: 72185000 72185000-10 CREEDENCE 21/16 W0FC ST COM 4H</b>			
<u>Intangible Well Cost</u>			
INSPECTION & REPAIR SERVICES WELLBORE INTEGRITY SOLUT	23,362.68	0.006363620	148.67
INSPECTION & REPAIR SERVICES WELLBORE INTEGRITY SOLUT	2,735.93	0.006363620	17.41
Total Intangible Well Cost Cost	26,098.61		166.08
<b>72185000-10 SUBTOTAL</b>	<b>26,098.61</b>	<b>166.08</b>	
<b>PROPERTY: 72185000 72185000-20 CREEDENCE 21/16 W0FC ST COM 4H</b>			
<u>Intangible Well Cost</u>			
CASING, TUBING, SNUBING SERV GARNER PUMP & SUPPLY INC	12.20	0.006363620	0.08
CASING, TUBING, SNUBING SERV GARNER PUMP & SUPPLY INC	83.07	0.006363620	0.52
CASING, TUBING, SNUBING SERV GUNS UP SERVICES	206.04	0.006363620	1.31
CASING, TUBING, SNUBING SERV GUNS UP SERVICES	206.04	0.006363620	1.31
CASING, TUBING, SNUBING SERV FLATLAND HOLDINGS LLC	10.43	0.006363620	0.07
CASING, TUBING, SNUBING SERV DIVINE WIRELINE SOLUTIONS	1,777.89	0.006363620	11.31
COMPANY SUPERVISION MEWBOURNE OIL COMPANY	918.75	0.006363620	5.85
COMPANY SUPERVISION MEWBOURNE OIL COMPANY	1,225.00	0.006363620	7.80
COMPANY SUPERVISION MEWBOURNE OIL COMPANY	1,531.25	0.006363620	9.74
LOCATION, ROADS, PITS PERMIAN ANCHORS INC	1,099.85	0.006363620	7.00
LOGGING, WIRELINE & CORING RWLS LLC DBA RENEGADE SE	8,545.00	0.006363620	54.38
TESTING TRINITY OILFIELD SERVICES &	572.17	0.006363620	3.64
WELDING & CONSTRUCTION MEWBOURNE OIL COMPANY	337.50	0.006363620	2.15
Total Intangible Well Cost Cost	16,525.19		105.16
<u>Tangible Well Cost</u>			
TUBING HEAD & UPPER SECTION CAMERON INTERNATIONAL	13,124.53	0.006363620	83.52
Total Tangible Well Cost Cost	13,124.53		83.52
<u>Equipment Beyond Wellhead</u>			
ELECTRICAL INSTALLATIONS INGRAM PROFESSIONAL SERV	6,253.79	0.006363620	39.80
Total Equipment Beyond Wellhead Cost	6,253.79		39.80
<b>72185000-20 SUBTOTAL</b>	<b>35,903.51</b>	<b>228.48</b>	
<b>PROPERTY: 72185000 72185000-30 CREEDENCE 21/16 W0FC ST COM 4H</b>			
<u>Lease Operating Expense</u>			
LEASE MAINTENANCE D&H TRUCKING	100.51	0.006363620	0.64
Total Lease Operating Expense Cost	100.51		0.64
<b>72185000-30 SUBTOTAL</b>	<b>100.51</b>	<b>0.64</b>	
<b>PROPERTY 72185000 TOTAL</b>	<b>62,102.63</b>	<b>395.20</b>	

## MEWBOURNE OIL COMPANY

TOM M RAGSDALE  
400 N SAM HOUSTON PARKWAY EAST  
SUITE 601  
HOUSTON, TX 77060

INVOICE NO.: 202008-04448  
INVOICE DATE: 8-31-2020  
OWNER: 035904-1  
BILLING FOR: August 2020

REFERENCE/DESCRIPTION OF CHARGES	GROSS CHARGES	WORKING INTEREST	NET CHARGE
<b>72185000PREPAYMENTS</b>			<b>-395.20</b>
<b>PROPERTY: 72186000 72186000-10 CREEDENCE 21/16 W1FC ST COM 3H</b>			
<u>Intangible Well Cost</u>			
INSPECTION & REPAIR SERVICES WELLBORE INTEGRITY SOLUT	23,362.75	0.006363620	148.67
INSPECTION & REPAIR SERVICES WELLBORE INTEGRITY SOLUT	2,735.97	0.006363620	17.41
Total Intangible Well Cost Cost	26,098.72		166.08
<b>72186000-10 SUBTOTAL</b>	<b>26,098.72</b>	<b>166.08</b>	
<b>PROPERTY: 72186000 72186000-20 CREEDENCE 21/16 W1FC ST COM 3H</b>			
<u>Intangible Well Cost</u>			
CASING, TUBING, SNUBING SERV GARNER PUMP & SUPPLY INC	12.20	0.006363620	0.08
CASING, TUBING, SNUBING SERV GARNER PUMP & SUPPLY INC	83.07	0.006363620	0.52
CASING, TUBING, SNUBING SERV STONE OILFIELD SERVICE INC	480.13	0.006363620	3.06
CASING, TUBING, SNUBING SERV PETROSTAR SERVICES LLC	8,890.34	0.006363620	56.57
COMPANY SUPERVISION MEWBOURNE OIL COMPANY	918.75	0.006363620	5.85
COMPANY SUPERVISION MEWBOURNE OIL COMPANY	1,225.00	0.006363620	7.80
COMPANY SUPERVISION MEWBOURNE OIL COMPANY	306.25	0.006363620	1.95
COMPANY SUPERVISION MEWBOURNE OIL COMPANY	2,082.50	0.006363620	13.25
LOCATION, ROADS, PITS PERMIAN ANCHORS INC	980.11	0.006363620	6.24
LOGGING, WIRELINE & CORING RWLS LLC DBA RENEGADE SE	6,942.81	0.006363620	44.18
WELDING & CONSTRUCTION MEWBOURNE OIL COMPANY	337.50	0.006363620	2.15
Total Intangible Well Cost Cost	22,258.66		141.65
<u>Tangible Well Cost</u>			
TUBING HEAD & UPPER SECTION CAMERON INTERNATIONAL	13,124.53	0.006363620	83.52
TUBING HEAD & UPPER SECTION DIVINE WIRELINE SOLUTIONS	3,289.83	0.006363620	20.94
Total Tangible Well Cost Cost	16,414.36		104.46
<u>Equipment Beyond Wellhead</u>			
ELECTRICAL INSTALLATIONS INGRAM PROFESSIONAL SERV	6,253.87	0.006363620	39.80
Total Equipment Beyond Wellhead Cost	6,253.87		39.80
<b>72186000-20 SUBTOTAL</b>	<b>44,926.89</b>	<b>285.91</b>	
<b>PROPERTY: 72186000 72186000-30 CREEDENCE 21/16 W1FC ST COM 3H</b>			
<u>Lease Operating Expense</u>			
LEASE MAINTENANCE D&H TRUCKING	100.53	0.006363620	0.64
Total Lease Operating Expense Cost	100.53		0.64
<b>72186000-30 SUBTOTAL</b>	<b>100.53</b>	<b>0.64</b>	
<b>PROPERTY 72186000 TOTAL</b>	<b>71,126.14</b>	<b>452.63</b>	
<b>72186000PREPAYMENTS</b>			<b>-452.63</b>

**PROPERTY: 72310000 72310000-10 IBEX 15/10 B1PA FED COM 2H**  
Intangible Well Cost



## MEWBOURNE OIL COMPANY

TOM M RAGSDALE  
400 N SAM HOUSTON PARKWAY EAST  
SUITE 601  
HOUSTON, TX 77060

**INVOICE NO.:** 202008-04448  
**INVOICE DATE:** 8-31-2020  
**OWNER:** 035904-1  
**BILLING FOR:** August 2020

REFERENCE/DESCRIPTION OF CHARGES		GROSS CHARGES	WORKING INTEREST	NET CHARGE
PERMITS AND SURVEYS	BUREAU OF LAND MANAGEM	10,050.00	0.000539020	5.42
Total Intangible Well Cost Cost		10,050.00		5.42
<u>Intangible Well Cost</u>				
COMPANY SUPERVISION	MEWBOURNE OIL COMPANY	3,600.00	0.000539020	1.94
COMPANY SUPERVISION	MEWBOURNE OIL COMPANY	600.00	0.000539020	0.32
COMPANY SUPERVISION	MEWBOURNE OIL COMPANY	600.00	0.000539020	0.32
COMPANY SUPERVISION	MEWBOURNE OIL COMPANY	387.50	0.000539020	0.21
PERMITS AND SURVEYS	RRC SURVEYING LLC	2,160.30	0.000539020	1.16
Total Intangible Well Cost Cost		7,347.80		3.95
<u>Intangible Well Cost</u>				
COMPANY SUPERVISION	MEWBOURNE OIL COMPANY	387.50	0.000539020	0.21
COMPANY SUPERVISION	MEWBOURNE OIL COMPANY	1,150.00	0.000539020	0.62
Total Intangible Well Cost Cost		1,537.50		0.83
<u>Intangible Well Cost</u>				
COMPANY SUPERVISION	MEWBOURNE OIL COMPANY	393.75	0.000539020	0.21
Total Intangible Well Cost Cost		393.75		0.21
<u>Intangible Well Cost</u>				
COMPANY SUPERVISION	MEWBOURNE OIL COMPANY	625.00	0.000539020	0.34
COMPANY SUPERVISION	MEWBOURNE OIL COMPANY	1,039.50	0.000539020	0.56
LOCATION, ROADS, PITS & SITE	LIMESTONE BASIN PROPERTIE	9,121.63	0.000539020	4.92
Total Intangible Well Cost Cost		10,786.13		5.82
<u>Intangible Well Cost</u>				
COMPANY SUPERVISION	MEWBOURNE OIL COMPANY	1,250.00	0.000539020	0.67
COMPANY SUPERVISION	MEWBOURNE OIL COMPANY	1,250.00	0.000539020	0.67
COMPANY SUPERVISION	MEWBOURNE OIL COMPANY	495.00	0.000539020	0.27
COMPANY SUPERVISION	MEWBOURNE OIL COMPANY	1,250.00	0.000539020	0.67
COMPANY SUPERVISION	MEWBOURNE OIL COMPANY	825.00	0.000539020	0.44
COMPANY SUPERVISION	MEWBOURNE OIL COMPANY	625.00	0.000539020	0.34
LOCATION, ROADS, PITS & SITE	GCI INC	18,829.57	0.000539020	10.15
PERMITS AND SURVEYS	A-1 SIGN ENGRAVERS INC	90.41	0.000539020	0.05
Total Intangible Well Cost Cost		24,614.98		13.26
<u>Intangible Well Cost</u>				
COMPANY SUPERVISION	MEWBOURNE OIL COMPANY	650.00	0.000539020	0.35
COMPANY SUPERVISION	MEWBOURNE OIL COMPANY	650.00	0.000539020	0.35
Total Intangible Well Cost Cost		1,300.00		0.70
<u>Intangible Well Cost</u>				

## MEWBOURNE OIL COMPANY

TOM M RAGSDALE  
400 N SAM HOUSTON PARKWAY EAST  
SUITE 601  
HOUSTON, TX 77060

INVOICE NO.: 202008-04448  
INVOICE DATE: 8-31-2020  
OWNER: 035904-1  
BILLING FOR: August 2020

REFERENCE/DESCRIPTION OF CHARGES		GROSS CHARGES	WORKING INTEREST	NET CHARGE
COMPANY SUPERVISION	MEWBOURNE OIL COMPANY	637.50	0.000539020	0.34
LOCATION, ROADS, PITS & SITE	GRIGRY READY DRILL LLC	24,497.10	0.000539020	13.20
Total Intangible Well Cost Cost		25,134.60		13.54
<u>Tangible Well Cost</u>				
CASING (6.1" - 8.0")	BASIN SUPPLY LP	250,493.54	0.000539020	135.02
Total Tangible Well Cost Cost		250,493.54		135.02
<u>Intangible Well Cost</u>				
COMPANY SUPERVISION	MEWBOURNE OIL COMPANY	1,225.00	0.000539020	0.66
COMPANY SUPERVISION	MEWBOURNE OIL COMPANY	1,225.00	0.000539020	0.66
COMPANY SUPERVISION	MEWBOURNE OIL COMPANY	400.00	0.000539020	0.22
INSPECTION & REPAIR SERVICES	WELLBORE INTEGRITY SOLUT	5,903.95	0.000539020	3.18
PERMITS AND SURVEYS	STATE OF NEW MEXICO	75.00	0.000539020	0.04
Total Intangible Well Cost Cost		8,828.95		4.76
<b>72310000-10 SUBTOTAL</b>		<b>340,487.25</b>	<b>183.51</b>	
<b>PROPERTY: 72310000 72310000-20 IBEX 15/10 B1PA FED COM 2H</b>				
<u>Intangible Well Cost</u>				
COMPANY SUPERVISION	MEWBOURNE OIL COMPANY	300.00	0.000539020	0.16
COMPANY SUPERVISION	MEWBOURNE OIL COMPANY	1,250.00	0.000539020	0.67
PERMITS AND SURVEYS	RRC SURVEYING LLC	1,394.19	0.000539020	0.75
PERMITS AND SURVEYS	RRC SURVEYING LLC	1,842.56	0.000539020	0.99
ROW & EASEMENTS	STATE OF NEW MEXICO	125.00	0.000539020	0.07
ROW & EASEMENTS	STATE OF NEW MEXICO	125.00	0.000539020	0.07
ROW & EASEMENTS	BUREAU OF LAND MANAGEM	225.50	0.000539020	0.12
Total Intangible Well Cost Cost		5,262.25		2.83
<u>Intangible Well Cost</u>				
COMPANY SUPERVISION	MEWBOURNE OIL COMPANY	287.50	0.000539020	0.15
COMPANY SUPERVISION	MEWBOURNE OIL COMPANY	625.00	0.000539020	0.34
PERMITS AND SURVEYS	RRC SURVEYING LLC	1,585.41	0.000539020	0.85
ROW & EASEMENTS	BUREAU OF LAND MANAGEM	769.66	0.000539020	0.42
Total Intangible Well Cost Cost		3,267.57		1.76
<u>Intangible Well Cost</u>				
COMPANY SUPERVISION	MEWBOURNE OIL COMPANY	293.75	0.000539020	0.16
COMPANY SUPERVISION	MEWBOURNE OIL COMPANY	1,250.00	0.000539020	0.67
ROW & EASEMENTS	STATE OF NEW MEXICO	125.00	0.000539020	0.07
ROW & EASEMENTS	BOONE ARCHAEOLOGICAL RE	186.22	0.000539020	0.10
Total Intangible Well Cost Cost		1,854.97		1.00
<u>Intangible Well Cost</u>				

## MEWBOURNE OIL COMPANY

TOM M RAGSDALE  
400 N SAM HOUSTON PARKWAY EAST  
SUITE 601  
HOUSTON, TX 77060

**INVOICE NO.:** 202008-04448  
**INVOICE DATE:** 8-31-2020  
**OWNER:** 035904-1  
**BILLING FOR:** August 2020

REFERENCE/DESCRIPTION OF CHARGES		GROSS CHARGES	WORKING INTEREST	NET CHARGE
COMPANY SUPERVISION	MEWBOURNE OIL COMPANY	881.25	0.000539020	0.48
COMPANY SUPERVISION	MEWBOURNE OIL COMPANY	293.75	0.000539020	0.16
ROW & EASEMENTS	STATE OF NEW MEXICO	405.99	0.000539020	0.22
Total Intangible Well Cost Cost		1,580.99		0.86
<u>Intangible Well Cost</u>				
COMPANY SUPERVISION	MEWBOURNE OIL COMPANY	600.00	0.000539020	0.32
COMPANY SUPERVISION	MEWBOURNE OIL COMPANY	300.00	0.000539020	0.16
PERMITS AND SURVEYS	RRC SURVEYING LLC	2,340.00	0.000539020	1.26
PERMITS AND SURVEYS	RRC SURVEYING LLC	591.44	0.000539020	0.32
PERMITS AND SURVEYS	RRC SURVEYING LLC	1,284.74	0.000539020	0.69
Total Intangible Well Cost Cost		5,116.18		2.75
<u>Intangible Well Cost</u>				
COMPANY SUPERVISION	MEWBOURNE OIL COMPANY	625.00	0.000539020	0.34
COMPANY SUPERVISION	MEWBOURNE OIL COMPANY	637.50	0.000539020	0.34
PERMITS AND SURVEYS	BOONE ARCHAEOLOGICAL RE	2,489.85	0.000539020	1.34
ROW & EASEMENTS	BOONE ARCHAEOLOGICAL RE	610.99	0.000539020	0.33
ROW & EASEMENTS	BUREAU OF LAND MANAGEM.	589.10	0.000539020	0.32
Total Intangible Well Cost Cost		4,952.44		2.67
<u>Intangible Well Cost</u>				
COMPANY SUPERVISION	MEWBOURNE OIL COMPANY	312.50	0.000539020	0.17
ROW & EASEMENTS	STATE OF NEW MEXICO	8,232.66	0.000539020	4.44
ROW & EASEMENTS	STATE OF NEW MEXICO	125.00	0.000539020	0.07
ROW & EASEMENTS	BOONE ARCHAEOLOGICAL RE	900.41	0.000539020	0.49
ROW & EASEMENTS	BUREAU OF LAND MANAGEM.	716.01	0.000539020	0.39
ROW & EASEMENTS	MANUAL CHECK DUMMY NUM	7,345.47	0.000539020	3.96
Total Intangible Well Cost Cost		17,632.05		9.52
<u>Intangible Well Cost</u>				
COMPANY SUPERVISION	MEWBOURNE OIL COMPANY	625.00	0.000539020	0.34
COMPANY SUPERVISION	MEWBOURNE OIL COMPANY	1,300.00	0.000539020	0.70
PERMITS AND SURVEYS	RRC SURVEYING LLC	1,928.23	0.000539020	1.04
ROW & EASEMENTS	BOONE ARCHAEOLOGICAL RE	816.96	0.000539020	0.44
Total Intangible Well Cost Cost		4,670.19		2.52
<u>Intangible Well Cost</u>				
COMPANY SUPERVISION	MEWBOURNE OIL COMPANY	650.00	0.000539020	0.35
COMPANY SUPERVISION	MEWBOURNE OIL COMPANY	650.00	0.000539020	0.35
Total Intangible Well Cost Cost		1,300.00		0.70
<u>Intangible Well Cost</u>				

## MEWBOURNE OIL COMPANY

TOM M RAGSDALE  
400 N SAM HOUSTON PARKWAY EAST  
SUITE 601  
HOUSTON, TX 77060

**INVOICE NO.:** 202008-04448  
**INVOICE DATE:** 8-31-2020  
**OWNER:** 035904-1  
**BILLING FOR:** August 2020

REFERENCE/DESCRIPTION OF CHARGES		GROSS CHARGES	WORKING INTEREST	NET CHARGE
COMPANY SUPERVISION	MEWBOURNE OIL COMPANY	318.75	0.000539020	0.17
ROW & EASEMENTS	STATE OF NEW MEXICO	7,212.76	0.000539020	3.89
Total Intangible Well Cost Cost		7,531.51		4.06
<u>Intangible Well Cost</u>				
COMPANY SUPERVISION	MEWBOURNE OIL COMPANY	650.00	0.000539020	0.35
COMPANY SUPERVISION	MEWBOURNE OIL COMPANY	2,550.00	0.000539020	1.37
Total Intangible Well Cost Cost		3,200.00		1.72
<u>Tangible Well Cost</u>				
CASING (4.1" - 6.0")	BASIN SUPPLY LP	131,277.33	0.000539020	70.76
Total Tangible Well Cost Cost		131,277.33		70.76
<u>Intangible Well Cost</u>				
COMPANY SUPERVISION	MEWBOURNE OIL COMPANY	612.50	0.000539020	0.33
COMPANY SUPERVISION	MEWBOURNE OIL COMPANY	306.25	0.000539020	0.17
COMPANY SUPERVISION	MEWBOURNE OIL COMPANY	550.00	0.000539020	0.30
COMPANY SUPERVISION	MEWBOURNE OIL COMPANY	612.50	0.000539020	0.33
Total Intangible Well Cost Cost		2,081.25		1.13
<b>72310000-20 SUBTOTAL</b>		<b>189,726.73</b>	<b>102.28</b>	
<b>PROPERTY 72310000 TOTAL</b>		<b>530,213.98</b>	<b>285.79</b>	

**MEWBOURNE OIL COMPANY**

MEWBOURNE OIL COMPANY  
P O BOX 7698  
TYLER, TX 75711-7698

TOM M RAGSDALE  
400 N SAM HOUSTON PARKWAY EAST  
SUITE 601  
HOUSTON, TX 77060

**INVOICE NO.:** 202009-06150  
**INVOICE DATE:** 9-30-2020  
**OWNER:** 035904-1  
**BILLING FOR:** September 2020

**BALANCE FORWARD**

39,782.99

CURRENT PERIOD ADJUSTMENT					AMOUNT
					0.00
CURRENT CHARGES					GROSS INTEREST NET
62390000 - PRONGHORN 15 B3BO FED COM 1H	TIER : 3 0	13,676.44	0.0683747500	935.13	
62391000 - PRONGHORN 15 B3CN FED COM 1H	TIER : 3 0	7,546.10	0.0683747500	516.00	
62392000 - PRONGHORN 15 B3DM FED COM 1H	TIER : 3 0	13,275.06	0.0683747500	907.70	
62774000 - IBEX 10 B3MD FED COM 1H	TIER : 2 0	9,940.93	0.0527536400	524.41	
62774000 - IBEX 10 B3MD FED COM 1H	TIER : 3 0	13,908.47	0.0527536400	733.72	
62775000 - IBEX 10 B3NC FED COM 1H	TIER : 3 0	14,388.36	0.0527536400	759.03	
62776000 - IBEX 10 B3OB FED COM 1H	TIER : 3 0	15,334.11	0.0322507100	494.54	
62906000 - GAZELLE 22 B2MD FED COM 2H	TIER : 2 0	52,455.05	0.1969919400	10,333.24	
62906000 - GAZELLE 22 B2MD FED COM 2H	TIER : 3 0	15,762.53	0.1969919400	3,105.06	
62915000 - CREEDENCE 21/16 W0ED ST COM 2H	TIER : 3 0	86,206.87	0.0063636200	548.60	
62916000 - CREEDENCE 21/16 W1ED ST COM 1H	TIER : 3 0	82,753.45	0.0063636200	526.62	
62958000 - GAZELLE 22 B3MD FED COM 1H	TIER : 2 0	52,455.08	0.1969919400	10,333.24	
62958000 - GAZELLE 22 B3MD FED COM 1H	TIER : 3 0	8,006.65	0.1969919400	1,577.25	
72185000 - CREEDENCE 21/16 W0FC ST COM 4H	TIER : 2 0	35,063.08	0.0063636200	223.13	
72185000 - CREEDENCE 21/16 W0FC ST COM 4H	TIER : 3 0	6,026.52	0.0063636200	38.34	
72186000 - CREEDENCE 21/16 W1FC ST COM 3H	TIER : 2 0	2,542.48	0.0063636200	16.17	
72310000 - IBEX 15/10 B1PA FED COM 2H	TIER : 1 0	554,586.53	0.0005390200	298.92	
72310000 - IBEX 15/10 B1PA FED COM 2H	TIER : 2 0	222,089.63	0.0005390200	119.71	
TOTAL CURRENT CHARGES		1,206,017.34		31,990.81	
APPLIED ADVANCES					
62915000 - CREEDENCE 21/16 W0ED ST COM 2H				-548.60	
62916000 - CREEDENCE 21/16 W1ED ST COM 1H				-526.62	
72185000 - CREEDENCE 21/16 W0FC ST COM 4H				-261.47	
72186000 - CREEDENCE 21/16 W1FC ST COM 3H				-16.17	
APPLIED ADVANCES TOTAL				-1,352.86	
<b>INVOICE TOTAL</b>					<b>30,637.95</b>
<b>OUTSTANDING BALANCE</b>					<b>70,420.94</b>



MEWBOURNE OIL COMPANY

TOM M RAGSDALE  
400 N SAM HOUSTON PARKWAY EAST  
SUITE 601  
HOUSTON, TX 77060

**INVOICE NO.:** 202009-06150  
**INVOICE DATE:** 9-30-2020  
**OWNER:** 035904-1  
**BILLING FOR:** September 2020

PLEASE INDICATE INVOICE# 202009-06150  
AND ACCOUNT# 035904-1  
ON REMITTANCE  
PAYMENT DUE 15 DAYS AFTER RECEIPT OF INVOICE PAYABLE IN US DOLLARS

FOR INQUIRIES, PLEASE CONTACT (903) 561-2900

Netted Owner

## MEWBOURNE OIL COMPANY

TOM M RAGSDALE  
400 N SAM HOUSTON PARKWAY EAST  
SUITE 601  
HOUSTON, TX 77060

INVOICE NO.: 202009-06150  
INVOICE DATE: 9-30-2020  
OWNER: 035904-1  
BILLING FOR: September 2020

REFERENCE/DESCRIPTION OF CHARGES		GROSS CHARGES	WORKING INTEREST	NET CHARGE
PROPERTY: 62390000 62390000-30 PRONGHORN 15 B3BO FED COM 1H				
Lease Operating Expense				
CHEMICALS-WATER TREATING	IMPERATIVE CHEMICAL PART	190.32	0.068374750	13.01
CHEMICALS-WATER TREATING	IMPERATIVE CHEMICAL PART	60.67	0.068374750	4.15
COMPRESSOR MAINTENANCE	G&A FABRICATION LLC	152.36	0.068374750	10.42
COMPRESSOR MAINTENANCE	G&A FABRICATION LLC	152.36	0.068374750	10.42
COMPRESSOR MAINTENANCE	G&A FABRICATION LLC	304.72	0.068374750	20.83
FUEL/ POWER / ELECTRICAL	XCEL ENERGY	3,123.77	0.068374750	213.59
LEASE & FACILITY MAINTENANCE	GARNER PUMP & SUPPLY INC	217.68	0.068374750	14.89
LEASE & FACILITY MAINTENANCE	TURNCO ENTERPRISES LLC	285.00	0.068374750	19.49
LEASE & FACILITY MAINTENANCE	TURNCO ENTERPRISES LLC	142.50	0.068374750	9.74
LEASE & FACILITY MAINTENANCE	TURNCO ENTERPRISES LLC	142.50	0.068374750	9.74
LEASE & FACILITY MAINTENANCE	TURNCO ENTERPRISES LLC	14.62	0.068374750	1.00
LEASE & FACILITY MAINTENANCE	TURNCO ENTERPRISES LLC	95.00	0.068374750	6.49
LEASE & FACILITY MAINTENANCE	EP&S LLC	205.72	0.068374750	14.07
LEASE & FACILITY MAINTENANCE	EP&S LLC	16.47	0.068374750	1.13
LEASE & FACILITY MAINTENANCE	MEWBOURNE OIL COMPANY	239.25	0.068374750	16.36
MISCELLANEOUS EQUIPMENT RENTAL	MEWBOURNE OIL COMPANY	227.85	0.068374750	15.58
OVERHEAD-FIXED RATE	MEWBOURNE OIL COMPANY	856.29	0.068374750	58.55
PUMPING	MEWBOURNE OIL COMPANY	875.00	0.068374750	59.83
PUMPING	MEWBOURNE OIL COMPANY	437.50	0.068374750	29.91
RENTAL SERVICES	TOTAL OPERATIONS & PRODU	4,238.33	0.068374750	289.79
SALT WATER DISPOSAL	NGL WATER SOLUTIONS PERM	1,136.81	0.068374750	77.73
SALT WATER DISPOSAL	NGL WATER SOLUTIONS PERM	343.28	0.068374750	23.47
SALT WATER DISPOSAL	LIMESTONE BASIN PROPERTIE	218.44	0.068374750	14.94
Total Lease Operating Expense Cost		13,676.44		935.13
62390000-30 SUBTOTAL		13,676.44	935.13	
PROPERTY 62390000 TOTAL		13,676.44	935.13	
PROPERTY: 62391000 62391000-30 PRONGHORN 15 B3CN FED COM 1H				
Lease Operating Expense				
CHEMICALS-WATER TREATING	IMPERATIVE CHEMICAL PART	83.26	0.068374750	5.69
COMPANY SUPERVISION	MEWBOURNE OIL COMPANY	408.00	0.068374750	27.90
COMPRESSOR MAINTENANCE	G&A FABRICATION LLC	152.36	0.068374750	10.42
COMPRESSOR MAINTENANCE	G&A FABRICATION LLC	152.36	0.068374750	10.42
FUEL/ POWER / ELECTRICAL	XCEL ENERGY	280.84	0.068374750	19.21
LEASE & FACILITY MAINTENANCE	K&S OILFIELD SUPPLIES LLC	141.76	0.068374750	9.69
LEASE & FACILITY MAINTENANCE	K&S OILFIELD SUPPLIES LLC	9.31	0.068374750	0.64
LEASE & FACILITY MAINTENANCE	K&S OILFIELD SUPPLIES LLC	140.09	0.068374750	9.58
LEASE & FACILITY MAINTENANCE	VAPROX LLC	1,089.08	0.068374750	74.46
LEASE & FACILITY MAINTENANCE	TURNCO ENTERPRISES LLC	14.61	0.068374750	1.00
LEASE & FACILITY MAINTENANCE	INGRAM PROFESSIONAL SERV	217.56	0.068374750	14.88

## MEWBOURNE OIL COMPANY

Page 4

TOM M RAGSDALE  
400 N SAM HOUSTON PARKWAY EAST  
SUITE 601  
HOUSTON, TX 77060

INVOICE NO.: 202009-06150  
INVOICE DATE: 9-30-2020  
OWNER: 035904-1  
BILLING FOR: September 2020

REFERENCE/DESCRIPTION OF CHARGES	GROSS CHARGES	WORKING INTEREST	NET CHARGE
LEASE & FACILITY MAINTENANCE INGRAM PROFESSIONAL SERV	217.56	0.068374750	14.88
LEASE & FACILITY MAINTENANCE TRINITY OILFIELD SERVICES &	120.00	0.068374750	8.21
LEASE & FACILITY MAINTENANCE EP&S LLC	565.97	0.068374750	38.70
LEASE & FACILITY MAINTENANCE EP&S LLC	16.47	0.068374750	1.13
LEASE & FACILITY MAINTENANCE MEWBOURNE OIL COMPANY	246.50	0.068374750	16.85
MISCELLANEOUS EQUIPMENT RENTAL MEWBOURNE OIL COMPANY	227.85	0.068374750	15.58
OVERHEAD-FIXED RATE MEWBOURNE OIL COMPANY	856.29	0.068374750	58.55
PUMPING MEWBOURNE OIL COMPANY	875.00	0.068374750	59.83
PUMPING MEWBOURNE OIL COMPANY	218.75	0.068374750	14.96
SALT WATER DISPOSAL NGL WATER SOLUTIONS PERM	1,043.63	0.068374750	71.36
SALT WATER DISPOSAL NGL WATER SOLUTIONS PERM	286.06	0.068374750	19.56
SALT WATER DISPOSAL LIMESTONE BASIN PROPERTIE	182.79	0.068374750	12.50
Total Lease Operating Expense Cost	7,546.10		516.00

62391000-30 SUBTOTAL	7,546.10	516.00
PROPERTY 62391000 TOTAL	7,546.10	516.00
PROPERTY: 62392000 62392000-30 PRONGHORN 15 B3DM FED COM 1H		
Lease Operating Expense		

CHEMICALS-WATER TREATING IMPERATIVE CHEMICAL PART	83.28	0.068374750	5.70
COMPRESSOR MAINTENANCE G&A FABRICATION LLC	152.36	0.068374750	10.42
COMPRESSOR MAINTENANCE G&A FABRICATION LLC	152.36	0.068374750	10.42
FUEL/ POWER / ELECTRICAL XCEL ENERGY	2,752.54	0.068374750	188.20
LEASE & FACILITY MAINTENANCE K&S OILFIELD SUPPLIES LLC	141.78	0.068374750	9.70
LEASE & FACILITY MAINTENANCE K&S OILFIELD SUPPLIES LLC	9.34	0.068374750	0.64
LEASE & FACILITY MAINTENANCE K&S OILFIELD SUPPLIES LLC	140.12	0.068374750	9.58
LEASE & FACILITY MAINTENANCE VAPROX LLC	1,089.09	0.068374750	74.46
LEASE & FACILITY MAINTENANCE TURNCO ENTERPRISES LLC	14.62	0.068374750	1.00
LEASE & FACILITY MAINTENANCE INGRAM PROFESSIONAL SERV	217.57	0.068374750	14.88
LEASE & FACILITY MAINTENANCE INGRAM PROFESSIONAL SERV	217.57	0.068374750	14.88
LEASE & FACILITY MAINTENANCE TRINITY OILFIELD SERVICES &	16.36	0.068374750	1.12
LEASE & FACILITY MAINTENANCE TRINITY OILFIELD SERVICES &	120.01	0.068374750	8.21
LEASE & FACILITY MAINTENANCE EP&S LLC	16.47	0.068374750	1.13
LEASE & FACILITY MAINTENANCE MEWBOURNE OIL COMPANY	725.00	0.068374750	49.57
MISCELLANEOUS EQUIPMENT RENTAL MEWBOURNE OIL COMPANY	227.85	0.068374750	15.58
OVERHEAD-FIXED RATE MEWBOURNE OIL COMPANY	856.32	0.068374750	58.55
PUMPING MEWBOURNE OIL COMPANY	875.00	0.068374750	59.83
PUMPING MEWBOURNE OIL COMPANY	218.75	0.068374750	14.96
RENTAL SERVICES TOTAL OPERATIONS & PRODU	4,238.33	0.068374750	289.79
SALT WATER DISPOSAL NGL WATER SOLUTIONS PERM	708.18	0.068374750	48.42
SALT WATER DISPOSAL NGL WATER SOLUTIONS PERM	185.94	0.068374750	12.71
SALT WATER DISPOSAL LIMESTONE BASIN PROPERTIE	116.22	0.068374750	7.95
Total Lease Operating Expense Cost	13,275.06		907.70

## MEWBOURNE OIL COMPANY

Page 5

TOM M RAGSDALE  
400 N SAM HOUSTON PARKWAY EAST  
SUITE 601  
HOUSTON, TX 77060

INVOICE NO.: 202009-06150  
INVOICE DATE: 9-30-2020  
OWNER: 035904-1  
BILLING FOR: September 2020

REFERENCE/DESCRIPTION OF CHARGES	GROSS CHARGES	WORKING INTEREST	NET CHARGE
<b>62392000-30 SUBTOTAL</b>	<b>13,275.06</b>	<b>907.70</b>	
<b>PROPERTY 62392000 TOTAL</b>	<b>13,275.06</b>	<b>907.70</b>	
<b>PROPERTY: 62774000 62774000-20 IBEX 10 B3MD FED COM 1H</b>			
<u>Intangible Well Cost</u>			
CONTRACT SERVICES & SUPERVISION SDS PETROLEUM CONSULTAN	-2,550.00	0.052753640	-134.53
Total Intangible Well Cost Cost	-2,550.00		-134.53
<u>Equipment Beyond Wellhead</u>			
LINE PIPE & VALVES - GATHERING GREEN'S PIPE SERVICE INC	12,490.93	0.052753640	658.94
Total Equipment Beyond Wellhead Cost	12,490.93		658.94
<b>62774000-20 SUBTOTAL</b>	<b>9,940.93</b>	<b>524.41</b>	
<b>PROPERTY: 62774000 62774000-30 IBEX 10 B3MD FED COM 1H</b>			
<u>Lease Operating Expense</u>			
CHEMICALS-WATER TREATING IMPERATIVE CHEMICAL PART	468.65	0.052753640	24.72
CHEMICALS-WATER TREATING IMPERATIVE CHEMICAL PART	237.90	0.052753640	12.55
COMPANY SUPERVISION MEWBOURNE OIL COMPANY	396.00	0.052753640	20.89
COMPRESSOR MAINTENANCE G&A FABRICATION LLC	152.36	0.052753640	8.04
COMPRESSOR MAINTENANCE G&A FABRICATION LLC	183.90	0.052753640	9.70
FUEL/ POWER / ELECTRICAL XCEL ENERGY	499.32	0.052753640	26.35
LEASE & FACILITY MAINTENANCE K&S OILFIELD SUPPLIES LLC	192.77	0.052753640	10.17
LEASE & FACILITY MAINTENANCE TURNCO ENTERPRISES LLC	424.87	0.052753640	22.41
LEASE & FACILITY MAINTENANCE TURNCO ENTERPRISES LLC	237.50	0.052753640	12.53
LEASE & FACILITY MAINTENANCE TURNCO ENTERPRISES LLC	14.61	0.052753640	0.77
LEASE & FACILITY MAINTENANCE TRINITY OILFIELD SERVICES &	171.43	0.052753640	9.04
LEASE & FACILITY MAINTENANCE EP&S LLC	565.97	0.052753640	29.86
LEASE & FACILITY MAINTENANCE EP&S LLC	16.46	0.052753640	0.87
MISCELLANEOUS EQUIPMENT RENTAL MEWBOURNE OIL COMPANY	227.85	0.052753640	12.02
OVERHEAD-FIXED RATE MEWBOURNE OIL COMPANY	881.16	0.052753640	46.48
PUMPING MEWBOURNE OIL COMPANY	875.00	0.052753640	46.16
PUMPING MEWBOURNE OIL COMPANY	437.50	0.052753640	23.08
RENTAL SERVICES SERVICE COMPRESSION LLC	4,503.23	0.052753640	237.56
SALT WATER DISPOSAL NGL WATER SOLUTIONS PERM	1,080.90	0.052753640	57.02
SALT WATER DISPOSAL NGL WATER SOLUTIONS PERM	464.85	0.052753640	24.52
SALT WATER DISPOSAL LIMESTONE BASIN PROPERTIE	294.82	0.052753640	15.56
SITE RESTORATION & EXCAVATION TRINITY OILFIELD SERVICES &	1,581.42	0.052753640	83.42
Total Lease Operating Expense Cost	13,908.47		733.72
<b>62774000-30 SUBTOTAL</b>	<b>13,908.47</b>	<b>733.72</b>	
<b>PROPERTY 62774000 TOTAL</b>	<b>23,849.40</b>	<b>1,258.13</b>	
<b>PROPERTY: 62775000 62775000-30 IBEX 10 B3NC FED COM 1H</b>			
<u>Lease Operating Expense</u>			

## MEWBOURNE OIL COMPANY

Page 6

TOM M RAGSDALE  
400 N SAM HOUSTON PARKWAY EAST  
SUITE 601  
HOUSTON, TX 77060

INVOICE NO.: 202009-06150  
INVOICE DATE: 9-30-2020  
OWNER: 035904-1  
BILLING FOR: September 2020

REFERENCE/DESCRIPTION OF CHARGES		GROSS CHARGES	WORKING INTEREST	NET CHARGE
CHEMICALS-WATER TREATING	IMPERATIVE CHEMICAL PART	468.66	0.052753640	24.72
CHEMICALS-WATER TREATING	IMPERATIVE CHEMICAL PART	237.91	0.052753640	12.55
COMPANY SUPERVISION	MEWBOURNE OIL COMPANY	408.00	0.052753640	21.52
COMPRESSOR MAINTENANCE	G&A FABRICATION LLC	152.36	0.052753640	8.04
COMPRESSOR MAINTENANCE	G&A FABRICATION LLC	183.90	0.052753640	9.70
FUEL/ POWER / ELECTRICAL	XCEL ENERGY	452.17	0.052753640	23.85
LEASE & FACILITY MAINTENANCE	K&S OILFIELD SUPPLIES LLC	192.81	0.052753640	10.17
LEASE & FACILITY MAINTENANCE	TURNCO ENTERPRISES LLC	424.89	0.052753640	22.41
LEASE & FACILITY MAINTENANCE	TURNCO ENTERPRISES LLC	237.50	0.052753640	12.53
LEASE & FACILITY MAINTENANCE	TURNCO ENTERPRISES LLC	14.61	0.052753640	0.77
LEASE & FACILITY MAINTENANCE	TRINITY OILFIELD SERVICES &	171.45	0.052753640	9.04
LEASE & FACILITY MAINTENANCE	EP&S LLC	16.47	0.052753640	0.87
MISCELLANEOUS EQUIPMENT RENTAL	MEWBOURNE OIL COMPANY	227.85	0.052753640	12.02
OVERHEAD-FIXED RATE	MEWBOURNE OIL COMPANY	881.16	0.052753640	46.48
PUMPING	MEWBOURNE OIL COMPANY	875.00	0.052753640	46.16
PUMPING	MEWBOURNE OIL COMPANY	437.50	0.052753640	23.08
RENTAL SERVICES	SERVICE COMPRESSION LLC	4,607.60	0.052753640	243.07
SALT WATER DISPOSAL	NGL WATER SOLUTIONS PERM	2,105.90	0.052753640	111.09
SALT WATER DISPOSAL	NGL WATER SOLUTIONS PERM	436.24	0.052753640	23.02
SALT WATER DISPOSAL	LIMESTONE BASIN PROPERTIE	274.94	0.052753640	14.51
SITE RESTORATION & EXCAVATION	TRINITY OILFIELD SERVICES &	1,581.44	0.052753640	83.43
Total Lease Operating Expense Cost		14,388.36		759.03

Netted Owner

62775000-30 SUBTOTAL		14,388.36	759.03	
PROPERTY 62775000 TOTAL		14,388.36	759.03	
PROPERTY: 62776000 62776000-30 IBEX 10 B3OB FED COM 1H				
Lease Operating Expense				
CHEMICALS-WATER TREATING	IMPERATIVE CHEMICAL PART	190.32	0.032250710	6.14
CHEMICALS-WATER TREATING	IMPERATIVE CHEMICAL PART	60.66	0.032250710	1.96
COMPRESSOR MAINTENANCE	G&A FABRICATION LLC	152.36	0.032250710	4.91
COMPRESSOR MAINTENANCE	G&A FABRICATION LLC	152.36	0.032250710	4.91
COMPRESSOR MAINTENANCE	G&A FABRICATION LLC	304.71	0.032250710	9.83
FUEL/ POWER / ELECTRICAL	XCEL ENERGY	392.43	0.032250710	12.66
LEASE & FACILITY MAINTENANCE	GARNER PUMP & SUPPLY INC	217.66	0.032250710	7.02
LEASE & FACILITY MAINTENANCE	TURNCO ENTERPRISES LLC	285.00	0.032250710	9.19
LEASE & FACILITY MAINTENANCE	TURNCO ENTERPRISES LLC	142.50	0.032250710	4.60
LEASE & FACILITY MAINTENANCE	TURNCO ENTERPRISES LLC	142.50	0.032250710	4.60
LEASE & FACILITY MAINTENANCE	TURNCO ENTERPRISES LLC	14.62	0.032250710	0.47
LEASE & FACILITY MAINTENANCE	TURNCO ENTERPRISES LLC	95.00	0.032250710	3.06
LEASE & FACILITY MAINTENANCE	TRINITY OILFIELD SERVICES &	160.00	0.032250710	5.16
LEASE & FACILITY MAINTENANCE	EP&S LLC	34.48	0.032250710	1.11
LEASE & FACILITY MAINTENANCE	EP&S LLC	16.47	0.032250710	0.53



## MEWBOURNE OIL COMPANY

TOM M RAGSDALE  
400 N SAM HOUSTON PARKWAY EAST  
SUITE 601  
HOUSTON, TX 77060

INVOICE NO.: 202009-06150  
INVOICE DATE: 9-30-2020  
OWNER: 035904-1  
BILLING FOR: September 2020

REFERENCE/DESCRIPTION OF CHARGES		GROSS CHARGES	WORKING INTEREST	NET CHARGE
LEASE & FACILITY MAINTENANCE	MEWBOURNE OIL COMPANY	239.25	0.032250710	7.72
MISCELLANEOUS EQUIPMENT RENTAL	MEWBOURNE OIL COMPANY	227.85	0.032250710	7.35
OVERHEAD-FIXED RATE	MEWBOURNE OIL COMPANY	881.16	0.032250710	28.42
PUMPING	MEWBOURNE OIL COMPANY	875.00	0.032250710	28.22
PUMPING	MEWBOURNE OIL COMPANY	437.50	0.032250710	14.11
RENTAL SERVICES	NATURAL GAS SERVICES GRO	4,199.74	0.032250710	135.44
RENTAL SERVICES	NATURAL GAS SERVICES GRO	4,199.74	0.032250710	135.44
SALT WATER DISPOSAL	NGL WATER SOLUTIONS PERM	1,118.17	0.032250710	36.06
SALT WATER DISPOSAL	NGL WATER SOLUTIONS PERM	486.30	0.032250710	15.68
SALT WATER DISPOSAL	LIMESTONE BASIN PROPERTIE	308.33	0.032250710	9.95
Total Lease Operating Expense Cost		15,334.11		494.54
<b>62776000-30 SUBTOTAL</b>		<b>15,334.11</b>	<b>494.54</b>	
<b>PROPERTY 62776000 TOTAL</b>		<b>15,334.11</b>	<b>494.54</b>	
<b>PROPERTY: 62906000</b>	<b>62906000-20 GAZELLE 22 B2MD FED COM 2H</b>			
<u>Intangible Well Cost</u>				
FUEL	PILOT THOMAS LOGISTICS LL	28,986.14	0.196991940	5,710.05
FUEL	PILOT THOMAS LOGISTICS LL	23,468.91	0.196991940	4,623.19
Total Intangible Well Cost Cost		52,455.05		10,333.24
<b>62906000-20 SUBTOTAL</b>		<b>52,455.05</b>	<b>10,333.24</b>	
<b>PROPERTY: 62906000 62906000-30 GAZELLE 22 B2MD FED COM 2H</b>				
<u>Lease Operating Expense</u>				
CHEMICALS-WATER TREATING	IMPERATIVE CHEMICAL PART	259.76	0.196991940	51.17
CHEMICALS-WATER TREATING	IMPERATIVE CHEMICAL PART	142.72	0.196991940	28.12
COMPANY SUPERVISION	MEWBOURNE OIL COMPANY	396.00	0.196991940	78.01
COMPANY SUPERVISION	MEWBOURNE OIL COMPANY	600.00	0.196991940	118.19
COMPRESSOR MAINTENANCE	G&A FABRICATION LLC	152.36	0.196991940	30.01
COMPRESSOR MAINTENANCE	G&A FABRICATION LLC	152.36	0.196991940	30.01
COMPRESSOR MAINTENANCE	G&A FABRICATION LLC	152.36	0.196991940	30.01
COMPRESSOR MAINTENANCE	G&A FABRICATION LLC	152.36	0.196991940	30.01
COMPRESSOR MAINTENANCE	G&A FABRICATION LLC	121.27	0.196991940	23.89
COMPRESSOR MAINTENANCE	G&A FABRICATION LLC	76.19	0.196991940	15.01
FUEL/ POWER / ELECTRICAL	XCEL ENERGY	431.08	0.196991940	84.90
LEASE & FACILITY MAINTENANCE	K&S OILFIELD SUPPLIES LLC	111.18	0.196991940	21.91
LEASE & FACILITY MAINTENANCE	TURNCO ENTERPRISES LLC	422.50	0.196991940	83.23
LEASE & FACILITY MAINTENANCE	TURNCO ENTERPRISES LLC	118.75	0.196991940	23.39
LEASE & FACILITY MAINTENANCE	TURNCO ENTERPRISES LLC	14.62	0.196991940	2.88
LEASE & FACILITY MAINTENANCE	TURNCO ENTERPRISES LLC	285.00	0.196991940	56.14
LEASE & FACILITY MAINTENANCE	TURNCO ENTERPRISES LLC	47.50	0.196991940	9.36
LEASE & FACILITY MAINTENANCE	TRINITY OILFIELD SERVICES &	154.29	0.196991940	30.40
LEASE & FACILITY MAINTENANCE	QATAR LLC	40.37	0.196991940	7.95

## MEWBOURNE OIL COMPANY

Page 8

TOM M RAGSDALE  
400 N SAM HOUSTON PARKWAY EAST  
SUITE 601  
HOUSTON, TX 77060

INVOICE NO.: 202009-06150  
INVOICE DATE: 9-30-2020  
OWNER: 035904-1  
BILLING FOR: September 2020

REFERENCE/DESCRIPTION OF CHARGES		GROSS CHARGES	WORKING INTEREST	NET CHARGE
LEASE & FACILITY MAINTENANCE	EP&S LLC	16.47	0.196991940	3.24
LEASE & FACILITY MAINTENANCE	EP&S LLC	27.85	0.196991940	5.49
MISCELLANEOUS EQUIPMENT RENTAL	MEWBOURNE OIL COMPANY	227.85	0.196991940	44.89
OVERHEAD-FIXED RATE	MEWBOURNE OIL COMPANY	881.16	0.196991940	173.58
PUMPING	MEWBOURNE OIL COMPANY	875.00	0.196991940	172.37
PUMPING	MEWBOURNE OIL COMPANY	437.50	0.196991940	86.19
RENTAL SERVICES	NATURAL GAS SERVICES GRO	3,837.06	0.196991940	755.87
RENTAL SERVICES	NATURAL GAS SERVICES GRO	3,837.06	0.196991940	755.87
SALT WATER DISPOSAL	NGL WATER SOLUTIONS PERM	1,174.09	0.196991940	231.29
SALT WATER DISPOSAL	NGL WATER SOLUTIONS PERM	379.03	0.196991940	74.65
SALT WATER DISPOSAL	LIMESTONE BASIN PROPERTIE	238.79	0.196991940	47.03
Total Lease Operating Expense Cost		15,762.53		3,105.06

62906000-30 SUBTOTAL

15,762.53

3,105.06

PROPERTY 62906000 TOTAL

68,217.58

13,438.30

PROPERTY: 62915000 62915000-30 CREEDENCE 21/16 WOOD ST COM 2H

Lease Operating Expense

COMPANY SUPERVISION	MEWBOURNE OIL COMPANY	3,162.50	0.006363620	20.12
COMPANY SUPERVISION	MEWBOURNE OIL COMPANY	600.00	0.006363620	3.82
COMPANY SUPERVISION	MEWBOURNE OIL COMPANY	600.00	0.006363620	3.82
COMPANY SUPERVISION	MEWBOURNE OIL COMPANY	600.00	0.006363620	3.82
COMPRESSOR MAINTENANCE	G&A FABRICATION LLC	220.81	0.006363620	1.41
COMPRESSOR MAINTENANCE	ROLFSON OIL LLC	1,748.90	0.006363620	11.13
COMPRESSOR MAINTENANCE	ROLFSON OIL LLC	218.54	0.006363620	1.39
COMPRESSOR MAINTENANCE	BRYAN SERVICE AND SUPPLY	4.87	0.006363620	0.03
COMPRESSOR MAINTENANCE	BRYAN SERVICE AND SUPPLY	87.08	0.006363620	0.55
COMPRESSOR MAINTENANCE	AUTOMATED WELLHEAD COM	376.16	0.006363620	2.39
COMPRESSOR MAINTENANCE	AUTOMATED WELLHEAD COM	212.46	0.006363620	1.35
COMPRESSOR MAINTENANCE	AUTOMATED WELLHEAD COM	233.12	0.006363620	1.48
COMPRESSOR MAINTENANCE	AUTOMATED WELLHEAD COM	299.33	0.006363620	1.91
COMPRESSOR MAINTENANCE	AUTOMATED WELLHEAD COM	509.61	0.006363620	3.24
COMPRESSOR MAINTENANCE	AUTOMATED WELLHEAD COM	463.04	0.006363620	2.95
COMPRESSOR MAINTENANCE	AUTOMATED WELLHEAD COM	206.63	0.006363620	1.31
COMPRESSOR MAINTENANCE	AUTOMATED WELLHEAD COM	305.69	0.006363620	1.95
COMPRESSOR MAINTENANCE	AUTOMATED WELLHEAD COM	286.09	0.006363620	1.82
COMPRESSOR MAINTENANCE	AUTOMATED WELLHEAD COM	153.64	0.006363620	0.98
COMPRESSOR MAINTENANCE	AUTOMATED WELLHEAD COM	156.83	0.006363620	1.00
CONTRACT SUPERVISION	TURNCO ENTERPRISES LLC	259.65	0.006363620	1.65
CONTRACT SUPERVISION	TURNCO ENTERPRISES LLC	204.75	0.006363620	1.30
CONTRACT SUPERVISION	TURNCO ENTERPRISES LLC	716.62	0.006363620	4.56
CONTRACT SUPERVISION	TURNCO ENTERPRISES LLC	574.25	0.006363620	3.65
CONTRACT SUPERVISION	TURNCO ENTERPRISES LLC	771.52	0.006363620	4.91

## MEWBOURNE OIL COMPANY

TOM M RAGSDALE  
400 N SAM HOUSTON PARKWAY EAST  
SUITE 601  
HOUSTON, TX 77060

INVOICE NO.: 202009-06150  
INVOICE DATE: 9-30-2020  
OWNER: 035904-1  
BILLING FOR: September 2020

REFERENCE/DESCRIPTION OF CHARGES		GROSS CHARGES	WORKING INTEREST	NET CHARGE
CONTRACT SUPERVISION	TURNCO ENTERPRISES LLC	716.62	0.006363620	4.56
CONTRACT SUPERVISION	TURNCO ENTERPRISES LLC	555.50	0.006363620	3.54
CONTRACT SUPERVISION	TURNCO ENTERPRISES LLC	826.42	0.006363620	5.26
CONTRACT SUPERVISION	TURNCO ENTERPRISES LLC	716.62	0.006363620	4.56
CONTRACT SUPERVISION	TURNCO ENTERPRISES LLC	555.50	0.006363620	3.54
CONTRACT SUPERVISION	TURNCO ENTERPRISES LLC	826.42	0.006363620	5.26
CONTRACT SUPERVISION	TURNCO ENTERPRISES LLC	260.62	0.006363620	1.66
CONTRACT SUPERVISION	TURNCO ENTERPRISES LLC	260.62	0.006363620	1.66
FUEL/ POWER / ELECTRICAL	XCEL ENERGY	3,421.51	0.006363620	21.77
LEASE & FACILITY MAINTENANCE	KEYSTONE PUMP & SUPPLY LI	191.25	0.006363620	1.22
LEASE & FACILITY MAINTENANCE	TURNCO ENTERPRISES LLC	250.00	0.006363620	1.59
LEASE & FACILITY MAINTENANCE	TURNCO ENTERPRISES LLC	190.00	0.006363620	1.21
LEASE & FACILITY MAINTENANCE	INGRAM PROFESSIONAL SERV	1,550.26	0.006363620	9.87
LEASE & FACILITY MAINTENANCE	D&H TRUCKING	418.01	0.006363620	2.66
LEASE & FACILITY MAINTENANCE	TRINITY OILFIELD SERVICES &	87.41	0.006363620	0.56
LEASE & FACILITY MAINTENANCE	QATAR LLC	64.58	0.006363620	0.41
LEASE & FACILITY MAINTENANCE	TANKLOGIX LLC	319.54	0.006363620	2.03
LEASE & FACILITY MAINTENANCE	MEWBOURNE OIL COMPANY	362.50	0.006363620	2.31
LEASE & FACILITY MAINTENANCE	MEWBOURNE OIL COMPANY	181.25	0.006363620	1.15
LEASE & FACILITY MAINTENANCE	MEWBOURNE OIL COMPANY	181.25	0.006363620	1.15
OVERHEAD-FIXED RATE	MEWBOURNE OIL COMPANY	881.16	0.006363620	5.61
PUMPING	MEWBOURNE OIL COMPANY	875.00	0.006363620	5.57
PUMPING	MEWBOURNE OIL COMPANY	875.00	0.006363620	5.57
SALT WATER DISPOSAL	MEWBOURNE OIL COMPANY	58,667.74	0.006363620	373.34
Total Lease Operating Expense Cost		86,206.87		548.60

<b>62915000-30 SUBTOTAL</b>	<b>86,206.87</b>	<b>548.60</b>
<b>PROPERTY 62915000 TOTAL</b>	<b>86,206.87</b>	<b>548.60</b>
<b>62915000PREPAYMENTS</b>		<b>-548.60</b>

**PROPERTY: 62916000 62916000-30 CREEDENCE 21/16 W1ED ST COM 1H**

Lease Operating Expense

COMPANY SUPERVISION	MEWBOURNE OIL COMPANY	2,587.50	0.006363620	16.47
COMPANY SUPERVISION	MEWBOURNE OIL COMPANY	600.00	0.006363620	3.82
COMPANY SUPERVISION	MEWBOURNE OIL COMPANY	600.00	0.006363620	3.82
COMPANY SUPERVISION	MEWBOURNE OIL COMPANY	600.00	0.006363620	3.82
COMPRESSOR MAINTENANCE	G&A FABRICATION LLC	220.79	0.006363620	1.40
COMPRESSOR MAINTENANCE	ROLFSON OIL LLC	1,748.89	0.006363620	11.13
COMPRESSOR MAINTENANCE	ROLFSON OIL LLC	218.54	0.006363620	1.39
COMPRESSOR MAINTENANCE	BRYAN SERVICE AND SUPPLY	4.85	0.006363620	0.03
COMPRESSOR MAINTENANCE	BRYAN SERVICE AND SUPPLY	87.06	0.006363620	0.55
COMPRESSOR MAINTENANCE	AUTOMATED WELLHEAD COM	376.14	0.006363620	2.39
COMPRESSOR MAINTENANCE	AUTOMATED WELLHEAD COM	212.44	0.006363620	1.35

## MEWBOURNE OIL COMPANY

TOM M RAGSDALE  
400 N SAM HOUSTON PARKWAY EAST  
SUITE 601  
HOUSTON, TX 77060

INVOICE NO.: 202009-06150  
INVOICE DATE: 9-30-2020  
OWNER: 035904-1  
BILLING FOR: September 2020

REFERENCE/DESCRIPTION OF CHARGES		GROSS CHARGES	WORKING INTEREST	NET CHARGE
COMPRESSOR MAINTENANCE	AUTOMATED WELLHEAD COM	233.10	0.006363620	1.48
COMPRESSOR MAINTENANCE	AUTOMATED WELLHEAD COM	299.33	0.006363620	1.91
COMPRESSOR MAINTENANCE	AUTOMATED WELLHEAD COM	509.58	0.006363620	3.24
COMPRESSOR MAINTENANCE	AUTOMATED WELLHEAD COM	463.03	0.006363620	2.95
COMPRESSOR MAINTENANCE	AUTOMATED WELLHEAD COM	206.61	0.006363620	1.31
COMPRESSOR MAINTENANCE	AUTOMATED WELLHEAD COM	305.69	0.006363620	1.95
COMPRESSOR MAINTENANCE	AUTOMATED WELLHEAD COM	286.08	0.006363620	1.82
COMPRESSOR MAINTENANCE	AUTOMATED WELLHEAD COM	153.64	0.006363620	0.98
COMPRESSOR MAINTENANCE	AUTOMATED WELLHEAD COM	156.81	0.006363620	1.00
CONTRACT SUPERVISION	TURNCO ENTERPRISES LLC	259.65	0.006363620	1.65
CONTRACT SUPERVISION	TURNCO ENTERPRISES LLC	204.75	0.006363620	1.30
CONTRACT SUPERVISION	TURNCO ENTERPRISES LLC	716.63	0.006363620	4.56
CONTRACT SUPERVISION	TURNCO ENTERPRISES LLC	574.25	0.006363620	3.65
CONTRACT SUPERVISION	TURNCO ENTERPRISES LLC	771.53	0.006363620	4.91
CONTRACT SUPERVISION	TURNCO ENTERPRISES LLC	716.63	0.006363620	4.56
CONTRACT SUPERVISION	TURNCO ENTERPRISES LLC	555.50	0.006363620	3.54
CONTRACT SUPERVISION	TURNCO ENTERPRISES LLC	826.43	0.006363620	5.26
CONTRACT SUPERVISION	TURNCO ENTERPRISES LLC	716.63	0.006363620	4.56
CONTRACT SUPERVISION	TURNCO ENTERPRISES LLC	555.50	0.006363620	3.54
CONTRACT SUPERVISION	TURNCO ENTERPRISES LLC	826.43	0.006363620	5.26
CONTRACT SUPERVISION	TURNCO ENTERPRISES LLC	260.63	0.006363620	1.66
CONTRACT SUPERVISION	TURNCO ENTERPRISES LLC	260.63	0.006363620	1.66
FUEL/ POWER / ELECTRICAL	XCEL ENERGY	3,265.70	0.006363620	20.78
LEASE & FACILITY MAINTENANCE	KEYSTONE PUMP & SUPPLY LI	191.26	0.006363620	1.22
LEASE & FACILITY MAINTENANCE	TURNCO ENTERPRISES LLC	250.00	0.006363620	1.59
LEASE & FACILITY MAINTENANCE	TURNCO ENTERPRISES LLC	190.00	0.006363620	1.21
LEASE & FACILITY MAINTENANCE	INGRAM PROFESSIONAL SERV	1,550.17	0.006363620	9.86
LEASE & FACILITY MAINTENANCE	D&H TRUCKING	418.02	0.006363620	2.66
LEASE & FACILITY MAINTENANCE	TRINITY OILFIELD SERVICES &	87.42	0.006363620	0.56
LEASE & FACILITY MAINTENANCE	QATAR LLC	64.59	0.006363620	0.41
LEASE & FACILITY MAINTENANCE	TANKLOGIX LLC	319.53	0.006363620	2.03
LEASE & FACILITY MAINTENANCE	MEWBOURNE OIL COMPANY	362.50	0.006363620	2.31
LEASE & FACILITY MAINTENANCE	MEWBOURNE OIL COMPANY	181.25	0.006363620	1.15
OVERHEAD-FIXED RATE	MEWBOURNE OIL COMPANY	881.16	0.006363620	5.61
PUMPING	MEWBOURNE OIL COMPANY	875.00	0.006363620	5.57
PUMPING	MEWBOURNE OIL COMPANY	875.00	0.006363620	5.57
SALT WATER DISPOSAL	MEWBOURNE OIL COMPANY	56,126.58	0.006363620	357.17
Total Lease Operating Expense Cost		82,753.45		526.62
62916000-30 SUBTOTAL		82,753.45	526.62	
PROPERTY 62916000 TOTAL		82,753.45	526.62	
62916000PREPAYMENTS				-526.62

## MEWBOURNE OIL COMPANY

TOM M RAGSDALE  
400 N SAM HOUSTON PARKWAY EAST  
SUITE 601  
HOUSTON, TX 77060

INVOICE NO.: 202009-06150  
INVOICE DATE: 9-30-2020  
OWNER: 035904-1  
BILLING FOR: September 2020

REFERENCE/DESCRIPTION OF CHARGES	GROSS CHARGES	WORKING INTEREST	NET CHARGE
<b>PROPERTY: 62958000 62958000-20 GAZELLE 22 B3MD FED COM 1H</b>			
<u>Intangible Well Cost</u>			
FUEL PILOT THOMAS LOGISTICS LLC	28,986.16	0.196991940	5,710.05
FUEL PILOT THOMAS LOGISTICS LLC	23,468.92	0.196991940	4,623.19
Total Intangible Well Cost Cost	52,455.08		10,333.24

**62958000-20 SUBTOTAL****52,455.08****10,333.24****PROPERTY: 62958000 62958000-30 GAZELLE 22 B3MD FED COM 1H**Lease Operating Expense

CHEMICALS-WATER TREATING	IMPERATIVE CHEMICAL PART	259.80	0.196991940	51.17
CHEMICALS-WATER TREATING	IMPERATIVE CHEMICAL PART	142.76	0.196991940	28.13
COMPANY SUPERVISION	MEWBOURNE OIL COMPANY	396.00	0.196991940	78.01
COMPRESSOR MAINTENANCE	G&A FABRICATION LLC	152.36	0.196991940	30.01
COMPRESSOR MAINTENANCE	G&A FABRICATION LLC	152.36	0.196991940	30.01
COMPRESSOR MAINTENANCE	G&A FABRICATION LLC	152.36	0.196991940	30.01
COMPRESSOR MAINTENANCE	G&A FABRICATION LLC	152.36	0.196991940	30.01
COMPRESSOR MAINTENANCE	G&A FABRICATION LLC	121.27	0.196991940	23.89
COMPRESSOR MAINTENANCE	G&A FABRICATION LLC	76.19	0.196991940	15.01
FUEL/ POWER / ELECTRICAL	XCEL ENERGY	496.72	0.196991940	97.85
LEASE & FACILITY MAINTENANCE	K&S OILFIELD SUPPLIES LLC	111.20	0.196991940	21.91
LEASE & FACILITY MAINTENANCE	TURNCO ENTERPRISES LLC	422.50	0.196991940	83.23
LEASE & FACILITY MAINTENANCE	TURNCO ENTERPRISES LLC	118.75	0.196991940	23.39
LEASE & FACILITY MAINTENANCE	TURNCO ENTERPRISES LLC	14.61	0.196991940	2.88
LEASE & FACILITY MAINTENANCE	TURNCO ENTERPRISES LLC	285.00	0.196991940	56.14
LEASE & FACILITY MAINTENANCE	TURNCO ENTERPRISES LLC	47.50	0.196991940	9.36
LEASE & FACILITY MAINTENANCE	TRINITY OILFIELD SERVICES LLC	154.30	0.196991940	30.40
LEASE & FACILITY MAINTENANCE	QATAR LLC	40.37	0.196991940	7.95
LEASE & FACILITY MAINTENANCE	EP&S LLC	16.46	0.196991940	3.24
LEASE & FACILITY MAINTENANCE	EP&S LLC	27.86	0.196991940	5.49
MISCELLANEOUS EQUIPMENT RENTAL	MEWBOURNE OIL COMPANY	227.85	0.196991940	44.89
OVERHEAD-FIXED RATE	MEWBOURNE OIL COMPANY	881.16	0.196991940	173.58
PUMPING	MEWBOURNE OIL COMPANY	875.00	0.196991940	172.37
PUMPING	MEWBOURNE OIL COMPANY	437.50	0.196991940	86.19
SALT WATER DISPOSAL	NGL WATER SOLUTIONS PERM	1,565.45	0.196991940	308.38
SALT WATER DISPOSAL	NGL WATER SOLUTIONS PERM	414.80	0.196991940	81.71
SALT WATER DISPOSAL	LIMESTONE BASIN PROPERTIE	264.16	0.196991940	52.04
Total Lease Operating Expense Cost		8,006.65		1,577.25

**62958000-30 SUBTOTAL****8,006.65****1,577.25****PROPERTY 62958000 TOTAL****60,461.73****11,910.49****PROPERTY: 72185000 72185000-20 CREEDENCE 21/16 W0FC ST COM 4H**Intangible Well Cost



## MEWBOURNE OIL COMPANY

TOM M RAGSDALE  
400 N SAM HOUSTON PARKWAY EAST  
SUITE 601  
HOUSTON, TX 77060

INVOICE NO.: 202009-06150  
INVOICE DATE: 9-30-2020  
OWNER: 035904-1  
BILLING FOR: September 2020

REFERENCE/DESCRIPTION OF CHARGES		GROSS CHARGES	WORKING INTEREST	NET CHARGE
COMPANY SUPERVISION	MEWBOURNE OIL COMPANY	1,200.00	0.006363620	7.64
COMPANY SUPERVISION	MEWBOURNE OIL COMPANY	1,225.00	0.006363620	7.80
COMPANY SUPERVISION	MEWBOURNE OIL COMPANY	5,400.00	0.006363620	34.36
CONTRACT SERVICES & SUPERVISION	SDS PETROLEUM CONSULTAN	1,801.29	0.006363620	11.46
EQUIPMENT RENTAL	LESLIE CRAIG	1,571.62	0.006363620	10.00
EQUIPMENT RENTAL	TRINITY OILFIELD SERVICES &	2,490.02	0.006363620	15.85
LOCATION / RESTORATION	SUNDANCE SERVICES WEST I	1,110.68	0.006363620	7.07
LOCATION / ROAD / SITE / PREPARATION	TRINITY OILFIELD SERVICES &	1,525.80	0.006363620	9.71
LOGGING & WIRELINE SERVICES	RWLS LLC DBA RENEGADE SE	3,738.44	0.006363620	23.79
REGULATORY PERMITS & SURVEYS	RRC SURVEYING LLC	370.86	0.006363620	2.36
WATER AND OTHER	SARGE TRUCKING SERVICES, I	10,522.37	0.006363620	66.96
WATER AND OTHER	SARGE TRUCKING SERVICES, I	1,426.31	0.006363620	9.07
WATER AND OTHER	SARGE TRUCKING SERVICES, I	820.80	0.006363620	5.22
Total Intangible Well Cost Cost		33,203.19		211.29
<u>Tangible Well Cost</u>				
TUBING HEAD & UPPER SECTION	GARNER PUMP & SUPPLY INC	309.63	0.006363620	1.97
Total Tangible Well Cost Cost		309.63		1.97
<u>Equipment Beyond Wellhead</u>				
ELECTRICAL INSTALLATIONS	INGRAM PROFESSIONAL SERV	1,550.26	0.006363620	9.87
Total Equipment Beyond Wellhead Cost		1,550.26		9.87
<b>72185000-20 SUBTOTAL</b>		<b>35,063.08</b>	<b>223.13</b>	
<b>PROPERTY: 72185000 72185000-30 CREEDENCE 21/16 W0FC ST COM 4H</b>				
<u>Lease Operating Expense</u>				
SALT WATER DISPOSAL	DELAWARE ENERGY LLC	572.17	0.006363620	3.64
SALT WATER DISPOSAL	DELAWARE ENERGY LLC	206.62	0.006363620	1.31
SALT WATER DISPOSAL	SARGE TRUCKING SERVICES, I	5,247.73	0.006363620	33.39
Total Lease Operating Expense Cost		6,026.52		38.34
<b>72185000-30 SUBTOTAL</b>		<b>6,026.52</b>	<b>38.34</b>	
<b>PROPERTY 72185000 TOTAL</b>		<b>41,089.60</b>	<b>261.47</b>	
<b>72185000PREPAYMENTS</b>				<b>-261.47</b>
<b>PROPERTY: 72186000 72186000-20 CREEDENCE 21/16 W1FC ST COM 3H</b>				
<u>Intangible Well Cost</u>				
EQUIPMENT RENTAL	TRINITY OILFIELD SERVICES &	621.48	0.006363620	3.95
REGULATORY PERMITS & SURVEYS	RRC SURVEYING LLC	370.85	0.006363620	2.36
Total Intangible Well Cost Cost		992.33		6.31
<u>Equipment Beyond Wellhead</u>				
ELECTRICAL INSTALLATIONS	INGRAM PROFESSIONAL SERV	1,550.15	0.006363620	9.86
Total Equipment Beyond Wellhead Cost		1,550.15		9.86
<b>72186000-20 SUBTOTAL</b>		<b>2,542.48</b>	<b>16.17</b>	

## MEWBOURNE OIL COMPANY

TOM M RAGSDALE  
400 N SAM HOUSTON PARKWAY EAST  
SUITE 601  
HOUSTON, TX 77060

INVOICE NO.: 202009-06150  
INVOICE DATE: 9-30-2020  
OWNER: 035904-1  
BILLING FOR: September 2020

REFERENCE/DESCRIPTION OF CHARGES		GROSS CHARGES	WORKING INTEREST	NET CHARGE
<b>PROPERTY 72186000 TOTAL</b>		<b>2,542.48</b>	<b>16.17</b>	
<b>72186000PREPAYMENTS</b>				<b>-16.17</b>
<b>PROPERTY: 72310000 72310000-10 IBEX 15/10 B1PA FED COM 2H</b>				
<u>Intangible Well Cost</u>				
BITS	BAKER HUGHES OILFIELD	21,577.73	0.000539020	11.63
BITS	BAKER HUGHES OILFIELD	43,155.46	0.000539020	23.26
BITS	ULTERRA DRILLING	2,217.61	0.000539020	1.19
BITS	ULTERRA DRILLING	8,958.01	0.000539020	4.83
BITS	ULTERRA DRILLING	8,294.41	0.000539020	4.48
BITS	ULTERRA DRILLING	8,294.41	0.000539020	4.48
CASING / TUBING / SNUBBING SERVICES	BUTCH'S RAT HOLE & ANCHOI	1,978.13	0.000539020	1.07
CASING / TUBING / SNUBBING SERVICES	BUTCH'S RAT HOLE & ANCHOI	3,932.51	0.000539020	2.12
CASING / TUBING / SNUBBING SERVICES	BUTCH'S RAT HOLE & ANCHOI	5,950.20	0.000539020	3.21
CEMENTING	WEATHERFORD US LP	1,565.76	0.000539020	0.84
CEMENTING	WEATHERFORD US LP	2,765.62	0.000539020	1.49
CEMENTING	WEATHERFORD US LP	2,154.69	0.000539020	1.16
CEMENTING	UNIVERSAL PRESSURE PUMPI	16,258.85	0.000539020	8.76
CEMENTING	UNIVERSAL PRESSURE PUMPI	19,236.89	0.000539020	10.37
CEMENTING	UNIVERSAL PRESSURE PUMPI	14,560.97	0.000539020	7.85
COMPANY SUPERVISION	MEWBOURNE OIL COMPANY	1,800.00	0.000539020	0.97
COMPANY SUPERVISION	MEWBOURNE OIL COMPANY	3,600.00	0.000539020	1.94
COMPANY SUPERVISION	MEWBOURNE OIL COMPANY	3,450.00	0.000539020	1.86
COMPANY SUPERVISION	MEWBOURNE OIL COMPANY	1,200.00	0.000539020	0.65
COMPANY SUPERVISION	MEWBOURNE OIL COMPANY	3,600.00	0.000539020	1.94
COMPANY SUPERVISION	MEWBOURNE OIL COMPANY	1,200.00	0.000539020	0.65
COMPANY SUPERVISION	MEWBOURNE OIL COMPANY	400.00	0.000539020	0.22
DAYWORK / TURNKEY / FOOTAGE DRILLING	PATTERSON UTI DRILLING CO	32,895.34	0.000539020	17.73
EQUIPMENT RENTAL	MAN WELDING SERVICE	510.62	0.000539020	0.28
EQUIPMENT RENTAL	MAN WELDING SERVICE	1,787.17	0.000539020	0.96
EQUIPMENT RENTAL	MAN WELDING SERVICE	2,110.00	0.000539020	1.14
EQUIPMENT RENTAL	WEATHERFORD US LP	3,508.79	0.000539020	1.89
EQUIPMENT RENTAL	WEATHERFORD US LP	18,227.25	0.000539020	9.82
EQUIPMENT RENTAL	BLAIR TOOL LLC	8,044.05	0.000539020	4.34
EQUIPMENT RENTAL	LA ENTERPRISE SERVICES INC	210.26	0.000539020	0.11
EQUIPMENT RENTAL	LA ENTERPRISE SERVICES INC	105.13	0.000539020	0.06
EQUIPMENT RENTAL	INVICTUS TOOLS LLC	1,345.00	0.000539020	0.72
EQUIPMENT RENTAL	PATTERSON UTI DRILLING CO	527.50	0.000539020	0.28
FUEL	FRONK OIL COMPANY INC	10,564.15	0.000539020	5.69
FUEL	FRONK OIL COMPANY INC	10,474.05	0.000539020	5.65
FUEL	FRONK OIL COMPANY INC	2,735.60	0.000539020	1.47
INSPECTION & REPAIR SERVICES	NOV TUBOSCOPE	3,422.19	0.000539020	1.84

## MEWBOURNE OIL COMPANY

TOM M RAGSDALE  
400 N SAM HOUSTON PARKWAY EAST  
SUITE 601  
HOUSTON, TX 77060

INVOICE NO.: 202009-06150  
INVOICE DATE: 9-30-2020  
OWNER: 035904-1  
BILLING FOR: September 2020

REFERENCE/DESCRIPTION OF CHARGES		GROSS CHARGES	WORKING INTEREST	NET CHARGE
INSPECTION & REPAIR SERVICES	CHARLIE'S FIELD SERVICE INC	1,279.45	0.000539020	0.69
INSPECTION & REPAIR SERVICES	CHARLIE'S FIELD SERVICE INC	1,725.95	0.000539020	0.93
INSPECTION & REPAIR SERVICES	CHARLIE'S FIELD SERVICE INC	2,744.32	0.000539020	1.48
INTANGIBLE SUPPLIES	NATIONAL OILWELL VARCO I	693.83	0.000539020	0.37
INTANGIBLE SUPPLIES	NATIONAL OILWELL VARCO I	3,469.13	0.000539020	1.87
INTANGIBLE SUPPLIES	NATIONAL OILWELL VARCO I	4,162.95	0.000539020	2.24
INTANGIBLE SUPPLIES	DNOW LP	1,537.98	0.000539020	0.83
LOCATION / RESTORATION	DUKE OILFIELD SERVICES LLC	1,392.60	0.000539020	0.75
LOCATION / RESTORATION	AGAVE TRANSPORTATION SEI	2,650.14	0.000539020	1.43
LOCATION / RESTORATION	AGAVE TRANSPORTATION SEI	1,103.35	0.000539020	0.59
LOCATION / RESTORATION	AGAVE TRANSPORTATION SEI	9,755.90	0.000539020	5.26
LOCATION / RESTORATION	AGAVE TRANSPORTATION SEI	3,048.72	0.000539020	1.64
LOCATION / RESTORATION	MILESTONE ENVIRONMENTAL	4,830.00	0.000539020	2.60
LOCATION / RESTORATION	MILESTONE ENVIRONMENTAL	12,775.00	0.000539020	6.89
LOCATION / RESTORATION	MILESTONE ENVIRONMENTAL	5,030.00	0.000539020	2.71
LOCATION / RESTORATION	NORTHERN DELAWARE BASIN	35,227.97	0.000539020	18.99
MUD / CHEMICAL / ADDITIVES	FRONK OIL COMPANY INC	7,274.26	0.000539020	3.92
MUD LOGGING	DATALOG GEOLOGICAL SERV	15,250.00	0.000539020	8.22
OVERHEAD FIXED RATE	MEWBOURNE OIL COMPANY	568.49	0.000539020	0.31
RIG MOBILIZATION / DEMOBILIZATION	WILBANKS TRUCKING SERVIC	55,469.17	0.000539020	29.90
RIG MOBILIZATION / DEMOBILIZATION	SYNERGY CLEANING SOLUTIC	2,677.50	0.000539020	1.44
RIG MOBILIZATION / DEMOBILIZATION	PATTERSON UTI DRILLING CO	7,706.45	0.000539020	4.15
TESTING & FLOWBACK SERVICES	B O P RAM-BLOCK & IRON RE	5,636.98	0.000539020	3.04
TRANSPORTATION	HUGHES OILFIELD TRANSPOR	400.43	0.000539020	0.22
TRANSPORTATION	HUGHES OILFIELD TRANSPOR	583.29	0.000539020	0.31
TRANSPORTATION	HUGHES OILFIELD TRANSPOR	363.13	0.000539020	0.20
TRANSPORTATION	HUGHES OILFIELD TRANSPOR	386.65	0.000539020	0.21
TRANSPORTATION	DIVINE ENERGY SERVICES LL	529.79	0.000539020	0.29
TRANSPORTATION	DIVINE ENERGY SERVICES LL	256.35	0.000539020	0.14
TRANSPORTATION	DIVINE ENERGY SERVICES LL	794.69	0.000539020	0.43
TRANSPORTATION	DIVINE ENERGY SERVICES LL	598.15	0.000539020	0.32
TRANSPORTATION	DIVINE ENERGY SERVICES LL	2,456.69	0.000539020	1.32
TRANSPORTATION	J & C HOT SHOT SERVICE	975.00	0.000539020	0.53
TRANSPORTATION	J & C HOT SHOT SERVICE	1,025.00	0.000539020	0.55
TRANSPORTATION	J & C HOT SHOT SERVICE	850.00	0.000539020	0.46
WATER AND OTHER	DUKE OILFIELD SERVICES LLC	1,829.84	0.000539020	0.99
WATER AND OTHER	AGAVE TRANSPORTATION SEI	2,233.91	0.000539020	1.20
WATER AND OTHER	AGAVE TRANSPORTATION SEI	7,148.50	0.000539020	3.85
WATER AND OTHER	QATAR LLC	914.99	0.000539020	0.49
WELDING / CONSTRUCTION / MAINT. SERVICES	CHARLIE'S FIELD SERVICE INC	688.99	0.000539020	0.37
WELDING / CONSTRUCTION / MAINT. SERVICES	CHARLIE'S FIELD SERVICE INC	648.46	0.000539020	0.35
Total Intangible Well Cost Cost		481,312.35		259.43

## MEWBOURNE OIL COMPANY

Page 15

TOM M RAGSDALE  
400 N SAM HOUSTON PARKWAY EAST  
SUITE 601  
HOUSTON, TX 77060

INVOICE NO.: 202009-06150  
INVOICE DATE: 9-30-2020  
OWNER: 035904-1  
BILLING FOR: September 2020

REFERENCE/DESCRIPTION OF CHARGES		GROSS CHARGES	WORKING INTEREST	NET CHARGE
<u>Tangible Well Cost</u>				
CASING (10.1" - 19.0")	ENERGY TUBULARS INC	43,361.50	0.000539020	23.37
CASING (10.1" - 19.0")	ENERGY TUBULARS INC	-3,715.19	0.000539020	-2.00
CASING (8.1" - 10.0")	ENERGY TUBULARS INC	-3,656.01	0.000539020	-1.97
DRILLING HEAD	CAMERON INTERNATIONAL	29,273.35	0.000539020	15.78
DRILLING HEAD	CAMERON INTERNATIONAL	3,511.18	0.000539020	1.89
DRILLING HEAD	CAMERON INTERNATIONAL	2,344.29	0.000539020	1.26
DRILLING HEAD	CAMERON INTERNATIONAL	2,155.06	0.000539020	1.16
Total Tangible Well Cost Cost		73,274.18		39.49
<b>72310000-10 SUBTOTAL</b>		<b>554,586.53</b>	<b>298.92</b>	
<b>PROPERTY: 72310000 72310000-20 IBEX 15/10 B1PA FED COM 2H</b>				
<u>Intangible Well Cost</u>				
COMPANY SUPERVISION	MEWBOURNE OIL COMPANY	1,200.00	0.000539020	0.65
COMPANY SUPERVISION	MEWBOURNE OIL COMPANY	600.00	0.000539020	0.32
COMPANY SUPERVISION	MEWBOURNE OIL COMPANY	550.00	0.000539020	0.30
LOCATION / RESTORATION	TRIPLE T'S LINING LLC	1,948.12	0.000539020	1.05
LOCATION / RESTORATION	TRIPLE T'S LINING LLC	20,725.44	0.000539020	11.17
LOCATION / RESTORATION	TRIPLE T'S LINING LLC	10,717.68	0.000539020	5.78
LOCATION / RESTORATION	TRIPLE T'S LINING LLC	290.91	0.000539020	0.16
LOCATION / RESTORATION	TRIPLE T'S LINING LLC	547.01	0.000539020	0.29
LOCATION / RESTORATION	TRINITY OILFIELD SERVICES &	32,043.75	0.000539020	17.27
REGULATORY PERMITS & SURVEYS	PRICE ENERGY CONSULTING I	1,450.00	0.000539020	0.78
TRANSPORTATION	PETROSMITH EQUIPMENT LP	12,162.57	0.000539020	6.56
Total Intangible Well Cost Cost		82,235.48		44.33
<u>Equipment Beyond Wellhead</u>				
FITTINGS / VALVES & ACCESSORIES	AMERICAN MILLENNIUM COR	785.81	0.000539020	0.42
PRODUCTION EQUIP INSTALLATION	LIBERTY LIFT SOLUTIONS LLC	1,885.81	0.000539020	1.02
PRODUCTION EQUIP INSTALLATION	LIBERTY LIFT SOLUTIONS LLC	1,595.68	0.000539020	0.86
STORAGE TANKS	PETROSMITH EQUIPMENT LP	135,586.85	0.000539020	73.08
Total Equipment Beyond Wellhead Cost		139,854.15		75.38
<b>72310000-20 SUBTOTAL</b>		<b>222,089.63</b>	<b>119.71</b>	
<b>PROPERTY 72310000 TOTAL</b>		<b>776,676.16</b>	<b>418.63</b>	

## MEWBOURNE OIL COMPANY

MEWBOURNE OIL COMPANY  
P O BOX 7698  
TYLER, TX 75711-7698

TOM M RAGSDALE  
400 N SAM HOUSTON PARKWAY EAST  
SUITE 601  
HOUSTON, TX 77060

INVOICE NO.: 202010-08226  
INVOICE DATE: 10-31-2020  
OWNER: 035904-1  
BILLING FOR: October 2020

## BALANCE FORWARD

70,420.94

CURRENT PERIOD ADJUSTMENT					AMOUNT
NETTING FROM REVENUE					
INVOICE #: 202006-00692 INVOICE DATE: 10/12/2020					-16,426.66
INVOICE #: 202007-02580 INVOICE DATE: 10/12/2020					-9,396.04
INVOICE #: 202008-04448 INVOICE DATE: 10/12/2020					-13,960.29
INVOICE #: 202009-06150 INVOICE DATE: 10/12/2020					-30,637.95
TOTAL CURRENT PERIOD ADJUSTMENT					-70,420.94
CURRENT CHARGES					GROSSINTERESTNET
62390000 - PRONGHORN 15 B3BO FED COM 1HTIER : 30					25.881.250.06837475001.769.62
62391000 - PRONGHORN 15 B3CN FED COM 1HTIER : 30					24.403.720.06837475001.668.59
62392000 - PRONGHORN 15 B3DM FED COM 1HTIER : 30					23.914.140.06837475001.635.10
62774000 - IBEX 10 B3MD FED COM 1HTIER : 30					19.276.130.05275364001.016.89
62775000 - IBEX 10 B3NC FED COM 1HTIER : 30					22.966.910.05275364001.211.60
62776000 - IBEX 10 B3OB FED COM 1HTIER : 30					23.729.780.0322507100765.30
62906000 - GAZELLE 22 B2MD FED COM 2HTIER : 20					-14.420.250.1969919400-2.840.67
62906000 - GAZELLE 22 B2MD FED COM 2HTIER : 20					14.420.250.19549819002.819.13
62906000 - GAZELLE 22 B2MD FED COM 2HTIER : 30					68.898.160.197000000013.572.45
62906000 - GAZELLE 22 B2MD FED COM 2HTIER : 30					-43.855.420.1955000000-8.573.78
62915000 - CREEDENCE 21/16 W0ED ST COM 2HTIER : 20					1.275.060.00636362008.11
62915000 - CREEDENCE 21/16 W0ED ST COM 2HTIER : 30					84.252.170.0063636200536.16
62916000 - CREEDENCE 21/16 W1ED ST COM 1HTIER : 20					1.275.010.00636362008.11
62916000 - CREEDENCE 21/16 W1ED ST COM 1HTIER : 30					80.380.800.0063636200511.54
62958000 - GAZELLE 22 B3MD FED COM 1HTIER : 20					-14.420.250.1969919400-2.840.67
62958000 - GAZELLE 22 B3MD FED COM 1HTIER : 20					14.420.250.19549819002.819.13
62958000 - GAZELLE 22 B3MD FED COM 1HTIER : 30					82.121.870.197000000016.177.38
62958000 - GAZELLE 22 B3MD FED COM 1HTIER : 30					-49.885.710.1955000000-9.752.62
72185000 - CREEDENCE 21/16 W0FC ST COM 4HTIER : 10					3.895.120.006363620024.79
72185000 - CREEDENCE 21/16 W0FC ST COM 4HTIER : 20					150.103.570.0063636200955.20
72186000 - CREEDENCE 21/16 W1FC ST COM 3HTIER : 10					3.895.080.006363620024.78
72186000 - CREEDENCE 21/16 W1FC ST COM 3HTIER : 20					14.460.410.006363620092.03
72186000 - CREEDENCE 21/16 W1FC ST COM 3HTIER : 30					89.150.00636362000.57
72310000 - IBEX 15/10 B1PA FED COM 2HTIER : 10					1.294.399.090.0005390200697.72
72310000 - IBEX 15/10 B1PA FED COM 2HTIER : 20					336.204.470.0005390200181.22
TOTAL CURRENT CHARGES					2,167,680.7622,487.68
APPLIED ADVANCES					
62915000 - CREEDENCE 21/16 W0ED ST COM 2H					-81.74
62916000 - CREEDENCE 21/16 W1ED ST COM 1H					-519.65
72185000 - CREEDENCE 21/16 W0FC ST COM 4H					-979.99
72186000 - CREEDENCE 21/16 W1FC ST COM 3H					-117.38
APPLIED ADVANCES TOTAL					-1,698.76



## MEWBOURNE OIL COMPANY

TOM M RAGSDALE  
400 N SAM HOUSTON PARKWAY EAST  
SUITE 601  
HOUSTON, TX 77060

**INVOICE NO.:** 202010-08226  
**INVOICE DATE:** 10-31-2020  
**OWNER:** 035904-1  
**BILLING FOR:** October 2020

**INVOICE TOTAL**

**20,788.92**

**OUTSTANDING BALANCE**

**20,788.92**

PLEASE INDICATE INVOICE# 202010-08226  
AND ACCOUNT# 035904-1  
ON REMITTANCE  
PAYMENT DUE 15 DAYS AFTER RECEIPT OF INVOICE PAYABLE IN US DOLLARS

FOR INQUIRIES, PLEASE CONTACT (903) 561-2900

Netted Owner

## MEWBOURNE OIL COMPANY

TOM M RAGSDALE  
400 N SAM HOUSTON PARKWAY EAST  
SUITE 601  
HOUSTON, TX 77060

INVOICE NO.: 202010-08226  
INVOICE DATE: 10-31-2020  
OWNER: 035904-1  
BILLING FOR: October 2020

REFERENCE/DESCRIPTION OF CHARGES		GROSS CHARGES	WORKING INTEREST	NET CHARGE
<b>PROPERTY: 62390000 62390000-30 PRONGHORN 15 B3BO FED COM 1H</b>				
<u>Lease Operating Expense</u>				
AUTOMATION MAINTENANCE	AMERICAN MILLENNIUM COR	25.70	0.068374750	1.76
CHEMICALS-WATER TREATING	IMPERATIVE CHEMICAL PART	261.71	0.068374750	17.89
CHEMICALS-WATER TREATING	CATALYST OILFIELD SERVICE	1,146.71	0.068374750	78.40
COMPANY SUPERVISION	MEWBOURNE OIL COMPANY	587.50	0.068374750	40.17
COMPANY SUPERVISION	MEWBOURNE OIL COMPANY	587.50	0.068374750	40.17
EMISSIONS CONTROL EQUIPMENT MAINTENANCE	G&A FABRICATION LLC	86.49	0.068374750	5.91
EMISSIONS CONTROL EQUIPMENT MAINTENANCE	G&A FABRICATION LLC	152.36	0.068374750	10.42
FUEL/ POWER / ELECTRICAL	XCEL ENERGY	2,927.42	0.068374750	200.16
GATHERING/TREATING/DEHYDRATION	PRO-KEM INC	294.94	0.068374750	20.17
GATHERING/TREATING/DEHYDRATION	LEGACY SAFETY AND CONSUM	31.84	0.068374750	2.18
LEASE & FACILITY	MEWBOURNE OIL COMPANY	238.00	0.068374750	16.27
LEASE & FACILITY MAINTENANCE	T&J VALVE	91.86	0.068374750	6.28
LEASE & FACILITY MAINTENANCE	GARNER PUMP & SUPPLY INC	67.12	0.068374750	4.60
LEASE & FACILITY MAINTENANCE	K&S OILFIELD SUPPLIES LLC	51.54	0.068374750	3.53
LEASE & FACILITY MAINTENANCE	TRM LLC	123.05	0.068374750	8.41
LEASE & FACILITY MAINTENANCE	TURNCO ENTERPRISES LLC	475.00	0.068374750	32.48
LEASE & FACILITY MAINTENANCE	TURNCO ENTERPRISES LLC	929.89	0.068374750	63.58
LEASE & FACILITY MAINTENANCE	TURNCO ENTERPRISES LLC	190.00	0.068374750	12.99
LEASE & FACILITY MAINTENANCE	TURNCO ENTERPRISES LLC	51.16	0.068374750	3.50
LEASE & FACILITY MAINTENANCE	TURNCO ENTERPRISES LLC	13.08	0.068374750	0.90
LEASE & FACILITY MAINTENANCE	TURNCO ENTERPRISES LLC	68.61	0.068374750	4.69
LEASE & FACILITY MAINTENANCE	TRINITY OILFIELD SERVICES &	34.29	0.068374750	2.34
LEASE & FACILITY MAINTENANCE	TRINITY OILFIELD SERVICES &	31.65	0.068374750	2.16
LEASE & FACILITY MAINTENANCE	TRINITY OILFIELD SERVICES &	31.65	0.068374750	2.16
LEASE & FACILITY MAINTENANCE	EP&S LLC	33.48	0.068374750	2.29
MISCELLANEOUS EQUIPMENT RENTAL	MEWBOURNE OIL COMPANY	260.40	0.068374750	17.80
OVERHEAD-FIXED RATE	MEWBOURNE OIL COMPANY	856.29	0.068374750	58.55
PUMPING	MEWBOURNE OIL COMPANY	850.00	0.068374750	58.12
PUMPING	MEWBOURNE OIL COMPANY	425.00	0.068374750	29.06
RENTAL SERVICES	MICO RENTALS	36.46	0.068374750	2.49
RENTAL SERVICES	GRAVITY OILFIELD SERVICES	23.46	0.068374750	1.61
RENTAL SERVICES	GRAVITY OILFIELD SERVICES	22.71	0.068374750	1.55
RENTAL SERVICES	TOTAL OPERATIONS & PRODU	4,238.33	0.068374750	289.79
RENTAL SERVICES	TOTAL OPERATIONS & PRODU	4,238.33	0.068374750	289.79
SALT WATER DISPOSAL	TRINITY OILFIELD SERVICES &	39.57	0.068374750	2.71
SALT WATER DISPOSAL	TRINITY OILFIELD SERVICES &	32.97	0.068374750	2.25
SALT WATER DISPOSAL	TRINITY OILFIELD SERVICES &	51.43	0.068374750	3.52
SALT WATER DISPOSAL	OWL SWD OPERATING LLC	3,318.69	0.068374750	226.92
SALT WATER DISPOSAL	OWL SWD OPERATING LLC	2,772.54	0.068374750	189.57
SALT WATER DISPOSAL	LIMESTONE BASIN PROPERTIE	182.52	0.068374750	12.48

## MEWBOURNE OIL COMPANY

TOM M RAGSDALE  
400 N SAM HOUSTON PARKWAY EAST  
SUITE 601  
HOUSTON, TX 77060

INVOICE NO.: 202010-08226  
INVOICE DATE: 10-31-2020  
OWNER: 035904-1  
BILLING FOR: October 2020

REFERENCE/DESCRIPTION OF CHARGES	GROSS CHARGES	WORKING INTEREST	NET CHARGE	
Total Lease Operating Expense Cost	25,881.25		1,769.62	
62390000-30 SUBTOTAL	25,881.25	1,769.62		
PROPERTY 62390000 TOTAL	25,881.25	1,769.62		
PROPERTY: 62391000 62391000-30 PRONGHORN 15 B3CN FED COM 1H				
Lease Operating Expense				
CHEMICALS-WATER TREATING	CATALYST OILFIELD SERVICE	1,146.69	0.068374750	78.40
COMPANY SUPERVISION	MEWBOURNE OIL COMPANY	293.75	0.068374750	20.08
COMPANY SUPERVISION	MEWBOURNE OIL COMPANY	399.50	0.068374750	27.32
EMISSIONS CONTROL EQUIPMENT MAINTENANCE	G&A FABRICATION LLC	152.36	0.068374750	10.42
EMISSIONS CONTROL EQUIPMENT MAINTENANCE	VAPROX LLC	157.69	0.068374750	10.78
FUEL/ POWER / ELECTRICAL	XCEL ENERGY	257.86	0.068374750	17.63
GATHERING/TREATING/DEHYDRATION	LEGACY SAFETY AND CONSUM	31.83	0.068374750	2.18
LEASE & FACILITY MAINTENANCE	GARNER PUMP & SUPPLY INC	247.52	0.068374750	16.92
LEASE & FACILITY MAINTENANCE	TRM LLC	102.54	0.068374750	7.01
LEASE & FACILITY MAINTENANCE	TURNCO ENTERPRISES LLC	380.00	0.068374750	25.98
LEASE & FACILITY MAINTENANCE	TURNCO ENTERPRISES LLC	51.15	0.068374750	3.50
LEASE & FACILITY MAINTENANCE	TURNCO ENTERPRISES LLC	237.50	0.068374750	16.24
LEASE & FACILITY MAINTENANCE	TURNCO ENTERPRISES LLC	13.08	0.068374750	0.90
LEASE & FACILITY MAINTENANCE	TURNCO ENTERPRISES LLC	68.61	0.068374750	4.69
LEASE & FACILITY MAINTENANCE	INGRAM PROFESSIONAL SERV	290.07	0.068374750	19.83
LEASE & FACILITY MAINTENANCE	TRINITY OILFIELD SERVICES &	34.28	0.068374750	2.34
LEASE & FACILITY MAINTENANCE	TRINITY OILFIELD SERVICES &	31.65	0.068374750	2.16
LEASE & FACILITY MAINTENANCE	TRINITY OILFIELD SERVICES &	31.65	0.068374750	2.16
MISCELLANEOUS EQUIPMENT RENTAL	MEWBOURNE OIL COMPANY	260.40	0.068374750	17.80
OVERHEAD-FIXED RATE	MEWBOURNE OIL COMPANY	856.29	0.068374750	58.55
PRIME MOVER / PUMP MAINTENANCE	HR COMPRESSION & SERVICE!	1,320.91	0.068374750	90.32
PUMPING	MEWBOURNE OIL COMPANY	850.00	0.068374750	58.12
PUMPING	MEWBOURNE OIL COMPANY	212.50	0.068374750	14.53
RENTAL SERVICES	MICO RENTALS	30.38	0.068374750	2.08
RENTAL SERVICES	KODIAK GAS SERVICES LLC	5,802.51	0.068374750	396.75
RENTAL SERVICES	KODIAK GAS SERVICES LLC	5,802.51	0.068374750	396.75
RENTAL SERVICES	GRAVITY OILFIELD SERVICES	23.46	0.068374750	1.60
RENTAL SERVICES	GRAVITY OILFIELD SERVICES	22.71	0.068374750	1.55
SALT WATER DISPOSAL	TRINITY OILFIELD SERVICES &	39.56	0.068374750	2.70
SALT WATER DISPOSAL	TRINITY OILFIELD SERVICES &	32.97	0.068374750	2.26
SALT WATER DISPOSAL	TRINITY OILFIELD SERVICES &	51.43	0.068374750	3.52
SALT WATER DISPOSAL	OWL SWD OPERATING LLC	2,777.10	0.068374750	189.88
SALT WATER DISPOSAL	OWL SWD OPERATING LLC	2,235.50	0.068374750	152.85
SALT WATER DISPOSAL	NGL WATER SOLUTIONS PERM	10.59	0.068374750	0.73
SALT WATER DISPOSAL	LIMESTONE BASIN PROPERTIE	147.17	0.068374750	10.06
Total Lease Operating Expense Cost		24,403.72		1,668.59

## MEWBOURNE OIL COMPANY

Page 5

TOM M RAGSDALE  
400 N SAM HOUSTON PARKWAY EAST  
SUITE 601  
HOUSTON, TX 77060

INVOICE NO.: 202010-08226  
INVOICE DATE: 10-31-2020  
OWNER: 035904-1  
BILLING FOR: October 2020

REFERENCE/DESCRIPTION OF CHARGES	GROSS CHARGES	WORKING INTEREST	NET CHARGE	
62391000-30 SUBTOTAL	24,403.72	1,668.59		
PROPERTY 62391000 TOTAL	24,403.72	1,668.59		
PROPERTY: 62392000 62392000-30 PRONGHORN 15 B3DM FED COM 1H				
Lease Operating Expense				
CHEMICALS-WATER TREATING	CATALYST OILFIELD SERVICE	1,146.71	0.068374750	78.40
COMPANY SUPERVISION	MEWBOURNE OIL COMPANY	293.75	0.068374750	20.08
COMPANY SUPERVISION	MEWBOURNE OIL COMPANY	387.75	0.068374750	26.51
COMPANY SUPERVISION	MEWBOURNE OIL COMPANY	587.50	0.068374750	40.17
EMISSIONS CONTROL EQUIPMENT MAINTENANCE	G&A FABRICATION LLC	152.36	0.068374750	10.42
EMISSIONS CONTROL EQUIPMENT MAINTENANCE	VAPROX LLC	157.69	0.068374750	10.78
EMISSIONS CONTROL EQUIPMENT MAINTENANCE	TRINITY OILFIELD SERVICES &	16.36	0.068374750	1.12
FUEL/ POWER / ELECTRICAL	XCEL ENERGY	2,738.28	0.068374750	187.22
GATHERING/TREATING/DEHYDRATION	LEGACY SAFETY AND CONSUM	31.84	0.068374750	2.18
LEASE & FACILITY	MEWBOURNE OIL COMPANY	644.00	0.068374750	44.03
LEASE & FACILITY MAINTENANCE	GARNER PUMP & SUPPLY INC	504.66	0.068374750	34.51
LEASE & FACILITY MAINTENANCE	GARNER PUMP & SUPPLY INC	247.53	0.068374750	16.92
LEASE & FACILITY MAINTENANCE	GARNER PUMP & SUPPLY INC	284.57	0.068374750	19.46
LEASE & FACILITY MAINTENANCE	TRM LLC	66.65	0.068374750	4.56
LEASE & FACILITY MAINTENANCE	TURNCO ENTERPRISES LLC	380.00	0.068374750	25.98
LEASE & FACILITY MAINTENANCE	TURNCO ENTERPRISES LLC	51.15	0.068374750	3.50
LEASE & FACILITY MAINTENANCE	TURNCO ENTERPRISES LLC	237.50	0.068374750	16.24
LEASE & FACILITY MAINTENANCE	TURNCO ENTERPRISES LLC	13.08	0.068374750	0.90
LEASE & FACILITY MAINTENANCE	TURNCO ENTERPRISES LLC	68.61	0.068374750	4.69
LEASE & FACILITY MAINTENANCE	INGRAM PROFESSIONAL SERV	290.09	0.068374750	19.83
LEASE & FACILITY MAINTENANCE	TRINITY OILFIELD SERVICES &	34.29	0.068374750	2.35
LEASE & FACILITY MAINTENANCE	TRINITY OILFIELD SERVICES &	31.65	0.068374750	2.16
LEASE & FACILITY MAINTENANCE	TRINITY OILFIELD SERVICES &	31.65	0.068374750	2.16
MISCELLANEOUS EQUIPMENT RENTAL	MEWBOURNE OIL COMPANY	260.40	0.068374750	17.80
OVERHEAD-FIXED RATE	MEWBOURNE OIL COMPANY	856.32	0.068374750	58.55
PRIME MOVER / PUMP MAINTENANCE	HR COMPRESSION & SERVICES	1,320.92	0.068374750	90.32
PUMPING	MEWBOURNE OIL COMPANY	850.00	0.068374750	58.12
PUMPING	MEWBOURNE OIL COMPANY	212.50	0.068374750	14.53
RENTAL SERVICES	MICO RENTALS	19.75	0.068374750	1.35
RENTAL SERVICES	GRAVITY OILFIELD SERVICES	23.46	0.068374750	1.61
RENTAL SERVICES	GRAVITY OILFIELD SERVICES	22.71	0.068374750	1.55
RENTAL SERVICES	TOTAL OPERATIONS & PRODU	4,238.33	0.068374750	289.79
RENTAL SERVICES	TOTAL OPERATIONS & PRODU	4,238.33	0.068374750	289.79
SALT WATER DISPOSAL	TRINITY OILFIELD SERVICES &	39.57	0.068374750	2.71
SALT WATER DISPOSAL	TRINITY OILFIELD SERVICES &	32.97	0.068374750	2.26
SALT WATER DISPOSAL	TRINITY OILFIELD SERVICES &	51.43	0.068374750	3.52
SALT WATER DISPOSAL	OWL SWD OPERATING LLC	1,765.31	0.068374750	120.70

## MEWBOURNE OIL COMPANY

TOM M RAGSDALE  
400 N SAM HOUSTON PARKWAY EAST  
SUITE 601  
HOUSTON, TX 77060

INVOICE NO.: 202010-08226  
INVOICE DATE: 10-31-2020  
OWNER: 035904-1  
BILLING FOR: October 2020

REFERENCE/DESCRIPTION OF CHARGES	GROSS CHARGES	WORKING INTEREST	NET CHARGE
SALT WATER DISPOSAL OWL SWD OPERATING LLC	1,476.66	0.068374750	100.97
SALT WATER DISPOSAL NGL WATER SOLUTIONS PERM	10.60	0.068374750	0.72
SALT WATER DISPOSAL LIMESTONE BASIN PROPERTIE	97.21	0.068374750	6.64
Total Lease Operating Expense Cost	23,914.14		1,635.10

62392000-30 SUBTOTAL

23,914.14

1,635.10

PROPERTY 62392000 TOTAL

23,914.14

1,635.10

PROPERTY: 62774000 62774000-30 IBEX 10 B3MD FED COM 1H

## Lease Operating Expense

AUTOMATION MAINTENANCE	AMERICAN MILLENNIUM COR	25.70	0.052753640	1.36
CHEMICALS-WATER TREATING	CATALYST OILFIELD SERVICE	1,146.69	0.052753640	60.49
COMPANY SUPERVISION	MEWBOURNE OIL COMPANY	387.75	0.052753640	20.45
FUEL/ POWER / ELECTRICAL	XCEL ENERGY	401.23	0.052753640	21.16
GATHERING/TREATING/DEHYDRATION	PRO-KEM INC	294.94	0.052753640	15.56
GATHERING/TREATING/DEHYDRATION	LEGACY SAFETY AND CONSUL	31.83	0.052753640	1.68
LEASE & FACILITY	MEWBOURNE OIL COMPANY	350.00	0.052753640	18.46
LEASE & FACILITY	MEWBOURNE OIL COMPANY	406.00	0.052753640	21.42
LEASE & FACILITY MAINTENANCE	T&J VALVE	208.28	0.052753640	10.99
LEASE & FACILITY MAINTENANCE	GARNER PUMP & SUPPLY INC	128.86	0.052753640	6.81
LEASE & FACILITY MAINTENANCE	TRM LLC	166.63	0.052753640	8.79
LEASE & FACILITY MAINTENANCE	TURNCO ENTERPRISES LLC	380.00	0.052753640	20.05
LEASE & FACILITY MAINTENANCE	TURNCO ENTERPRISES LLC	51.15	0.052753640	2.70
LEASE & FACILITY MAINTENANCE	TURNCO ENTERPRISES LLC	13.08	0.052753640	0.69
LEASE & FACILITY MAINTENANCE	TURNCO ENTERPRISES LLC	85.00	0.052753640	4.48
LEASE & FACILITY MAINTENANCE	TURNCO ENTERPRISES LLC	68.61	0.052753640	3.62
LEASE & FACILITY MAINTENANCE	TRINITY OILFIELD SERVICES &	34.28	0.052753640	1.81
LEASE & FACILITY MAINTENANCE	TRINITY OILFIELD SERVICES &	31.65	0.052753640	1.67
LEASE & FACILITY MAINTENANCE	TRINITY OILFIELD SERVICES &	31.65	0.052753640	1.67
MISCELLANEOUS EQUIPMENT RENTAL	MEWBOURNE OIL COMPANY	260.40	0.052753640	13.73
OVERHEAD-FIXED RATE	MEWBOURNE OIL COMPANY	881.16	0.052753640	46.48
PUMPING	MEWBOURNE OIL COMPANY	850.00	0.052753640	44.84
PUMPING	MEWBOURNE OIL COMPANY	425.00	0.052753640	22.42
RENTAL SERVICES	MICO RENTALS	49.37	0.052753640	2.61
RENTAL SERVICES	SERVICE COMPRESSION LLC	4,503.23	0.052753640	237.56
RENTAL SERVICES	GRAVITY OILFIELD SERVICES	23.46	0.052753640	1.24
RENTAL SERVICES	GRAVITY OILFIELD SERVICES	22.71	0.052753640	1.20
SALT WATER DISPOSAL	TRINITY OILFIELD SERVICES &	39.56	0.052753640	2.09
SALT WATER DISPOSAL	TRINITY OILFIELD SERVICES &	32.97	0.052753640	1.74
SALT WATER DISPOSAL	TRINITY OILFIELD SERVICES &	51.43	0.052753640	2.71
SALT WATER DISPOSAL	OWL SWD OPERATING LLC	4,478.60	0.052753640	236.26
SALT WATER DISPOSAL	OWL SWD OPERATING LLC	3,203.99	0.052753640	169.02
SALT WATER DISPOSAL	LIMESTONE BASIN PROPERTIE	210.92	0.052753640	11.13



## MEWBOURNE OIL COMPANY

TOM M RAGSDALE  
400 N SAM HOUSTON PARKWAY EAST  
SUITE 601  
HOUSTON, TX 77060

INVOICE NO.: 202010-08226  
INVOICE DATE: 10-31-2020  
OWNER: 035904-1  
BILLING FOR: October 2020

REFERENCE/DESCRIPTION OF CHARGES	GROSS CHARGES	WORKING INTEREST	NET CHARGE	
Total Lease Operating Expense Cost	19,276.13		1,016.89	
62774000-30 SUBTOTAL	19,276.13	1,016.89		
PROPERTY 62774000 TOTAL	19,276.13	1,016.89		
PROPERTY: 62775000 62775000-30 IBEX 10 B3NC FED COM 1H				
Lease Operating Expense				
AUTOMATION MAINTENANCE	AMERICAN MILLENNIUM COR	25.70	0.052753640	1.36
CHEMICALS-WATER TREATING	CATALYST OILFIELD SERVICE	1,146.69	0.052753640	60.49
COMPANY SUPERVISION	MEWBOURNE OIL COMPANY	587.50	0.052753640	30.99
FUEL/ POWER / ELECTRICAL	XCEL ENERGY	432.61	0.052753640	22.82
GATHERING/TREATING/DEHYDRATION	PRO-KEM INC	294.94	0.052753640	15.56
GATHERING/TREATING/DEHYDRATION	LEGACY SAFETY AND CONSUM	31.83	0.052753640	1.68
LEASE & FACILITY	MEWBOURNE OIL COMPANY	350.00	0.052753640	18.46
LEASE & FACILITY MAINTENANCE	TRM LLC	156.37	0.052753640	8.25
LEASE & FACILITY MAINTENANCE	TURNCO ENTERPRISES LLC	380.00	0.052753640	20.05
LEASE & FACILITY MAINTENANCE	TURNCO ENTERPRISES LLC	51.15	0.052753640	2.70
LEASE & FACILITY MAINTENANCE	TURNCO ENTERPRISES LLC	13.08	0.052753640	0.69
LEASE & FACILITY MAINTENANCE	TURNCO ENTERPRISES LLC	85.00	0.052753640	4.48
LEASE & FACILITY MAINTENANCE	TURNCO ENTERPRISES LLC	68.62	0.052753640	3.62
LEASE & FACILITY MAINTENANCE	TRINITY OILFIELD SERVICES &	34.28	0.052753640	1.81
LEASE & FACILITY MAINTENANCE	TRINITY OILFIELD SERVICES &	31.65	0.052753640	1.67
LEASE & FACILITY MAINTENANCE	TRINITY OILFIELD SERVICES &	31.65	0.052753640	1.67
MISCELLANEOUS EQUIPMENT RENTAL	MEWBOURNE OIL COMPANY	260.40	0.052753640	13.74
OVERHEAD-FIXED RATE	MEWBOURNE OIL COMPANY	881.16	0.052753640	46.48
PUMPING	MEWBOURNE OIL COMPANY	850.00	0.052753640	44.84
PUMPING	MEWBOURNE OIL COMPANY	425.00	0.052753640	22.42
RENTAL SERVICES	MICO RENTALS	46.34	0.052753640	2.45
RENTAL SERVICES	SERVICE COMPRESSION LLC	4,607.60	0.052753640	243.07
RENTAL SERVICES	SERVICE COMPRESSION LLC	4,607.60	0.052753640	243.07
RENTAL SERVICES	GRAVITY OILFIELD SERVICES	23.46	0.052753640	1.24
RENTAL SERVICES	GRAVITY OILFIELD SERVICES	22.71	0.052753640	1.20
SALT WATER DISPOSAL	TRINITY OILFIELD SERVICES &	39.56	0.052753640	2.09
SALT WATER DISPOSAL	TRINITY OILFIELD SERVICES &	32.97	0.052753640	1.74
SALT WATER DISPOSAL	TRINITY OILFIELD SERVICES &	51.43	0.052753640	2.71
SALT WATER DISPOSAL	OWL SWD OPERATING LLC	4,177.04	0.052753640	220.35
SALT WATER DISPOSAL	OWL SWD OPERATING LLC	3,021.69	0.052753640	159.41
SALT WATER DISPOSAL	LIMESTONE BASIN PROPERTIE	198.88	0.052753640	10.49
Total Lease Operating Expense Cost	22,966.91		1,211.60	
62775000-30 SUBTOTAL	22,966.91	1,211.60		
PROPERTY 62775000 TOTAL	22,966.91	1,211.60		
PROPERTY: 62776000 62776000-30 IBEX 10 B3OB FED COM 1H				

## MEWBOURNE OIL COMPANY

Page 8

TOM M RAGSDALE  
400 N SAM HOUSTON PARKWAY EAST  
SUITE 601  
HOUSTON, TX 77060

INVOICE NO.: 202010-08226  
INVOICE DATE: 10-31-2020  
OWNER: 035904-1  
BILLING FOR: October 2020

REFERENCE/DESCRIPTION OF CHARGES		GROSS CHARGES	WORKING INTEREST	NET CHARGE
<u>Lease Operating Expense</u>				
AUTOMATION MAINTENANCE	AMERICAN MILLENNIUM COR	25.70	0.032250710	0.83
CHEMICALS-WATER TREATING	IMPERATIVE CHEMICAL PART	261.68	0.032250710	8.44
CHEMICALS-WATER TREATING	CATALYST OILFIELD SERVICE	1,146.71	0.032250710	36.98
COMPANY SUPERVISION	MEWBOURNE OIL COMPANY	975.25	0.032250710	31.45
EMISSIONS CONTROL EQUIPMENT MAINTENANCE	G&A FABRICATION LLC	86.46	0.032250710	2.79
EMISSIONS CONTROL EQUIPMENT MAINTENANCE	G&A FABRICATION LLC	152.36	0.032250710	4.91
FUEL/ POWER / ELECTRICAL	XCEL ENERGY	409.65	0.032250710	13.21
GATHERING/TREATING/DEHYDRATION	PRO-KEM INC	294.94	0.032250710	9.51
GATHERING/TREATING/DEHYDRATION	LEGACY SAFETY AND CONSUM	31.84	0.032250710	1.03
LEASE & FACILITY MAINTENANCE	GARNER PUMP & SUPPLY INC	67.11	0.032250710	2.17
LEASE & FACILITY MAINTENANCE	K&S OILFIELD SUPPLIES LLC	51.53	0.032250710	1.66
LEASE & FACILITY MAINTENANCE	TRM LLC	174.32	0.032250710	5.62
LEASE & FACILITY MAINTENANCE	TURNCO ENTERPRISES LLC	929.87	0.032250710	29.99
LEASE & FACILITY MAINTENANCE	TURNCO ENTERPRISES LLC	190.00	0.032250710	6.13
LEASE & FACILITY MAINTENANCE	TURNCO ENTERPRISES LLC	51.16	0.032250710	1.65
LEASE & FACILITY MAINTENANCE	TURNCO ENTERPRISES LLC	13.08	0.032250710	0.42
LEASE & FACILITY MAINTENANCE	TURNCO ENTERPRISES LLC	68.62	0.032250710	2.21
LEASE & FACILITY MAINTENANCE	TRINITY OILFIELD SERVICES &	34.29	0.032250710	1.11
LEASE & FACILITY MAINTENANCE	TRINITY OILFIELD SERVICES &	31.65	0.032250710	1.02
LEASE & FACILITY MAINTENANCE	TRINITY OILFIELD SERVICES &	31.65	0.032250710	1.02
LEASE & FACILITY MAINTENANCE	EP&S LLC	33.48	0.032250710	1.08
MISCELLANEOUS EQUIPMENT RENTAL	MEWBOURNE OIL COMPANY	260.40	0.032250710	8.40
OVERHEAD-FIXED RATE	MEWBOURNE OIL COMPANY	881.16	0.032250710	28.42
PUMPING	MEWBOURNE OIL COMPANY	850.00	0.032250710	27.41
PUMPING	MEWBOURNE OIL COMPANY	425.00	0.032250710	13.71
RENTAL SERVICES	NATURAL GAS SERVICES GRO	4,199.74	0.032250710	135.44
RENTAL SERVICES	NATURAL GAS SERVICES GRO	4,199.74	0.032250710	135.44
RENTAL SERVICES	MICO RENTALS	51.65	0.032250710	1.66
RENTAL SERVICES	GRAVITY OILFIELD SERVICES	23.46	0.032250710	0.76
RENTAL SERVICES	GRAVITY OILFIELD SERVICES	22.71	0.032250710	0.73
SALT WATER DISPOSAL	TRINITY OILFIELD SERVICES &	39.57	0.032250710	1.28
SALT WATER DISPOSAL	TRINITY OILFIELD SERVICES &	32.97	0.032250710	1.06
SALT WATER DISPOSAL	TRINITY OILFIELD SERVICES &	51.43	0.032250710	1.66
SALT WATER DISPOSAL	OWL SWD OPERATING LLC	4,684.45	0.032250710	151.08
SALT WATER DISPOSAL	OWL SWD OPERATING LLC	2,764.18	0.032250710	89.15
SALT WATER DISPOSAL	LIMESTONE BASIN PROPERTIE	181.97	0.032250710	5.87
Total Lease Operating Expense Cost		23,729.78		765.30
62776000-30 SUBTOTAL		23,729.78		765.30
PROPERTY 62776000 TOTAL		23,729.78		765.30
PROPERTY: 62906000 62906000-20 GAZELLE 22 B2MD FED COM 2H				

## MEWBOURNE OIL COMPANY

Page 9

TOM M RAGSDALE  
400 N SAM HOUSTON PARKWAY EAST  
SUITE 601  
HOUSTON, TX 77060

INVOICE NO.: 202010-08226  
INVOICE DATE: 10-31-2020  
OWNER: 035904-1  
BILLING FOR: October 2020

REFERENCE/DESCRIPTION OF CHARGES		GROSS CHARGES	WORKING INTEREST	NET CHARGE
<u>Tangible Well Cost</u>				
DRILLING HEAD	MEWBOURNE OIL COMPANY	14,420.25	0.195498190	2,819.13
DRILLING HEAD	MEWBOURNE OIL COMPANY	-14,420.25	0.196991940	-2,840.67
Total Tangible Well Cost Cost		0.00		-21.54
<b>62906000-20 SUBTOTAL</b>		<b>0.00</b>	<b>-21.54</b>	
<b>PROPERTY: 62906000 62906000-30 GAZELLE 22 B2MD FED COM 2H</b>				
<u>Lease Operating Expense</u>				
ADVALOREM TAXES	LEA COUNTY TREASURER	-5.28	0.195498190	-1.03
COMPANY SUPERVISION	MEWBOURNE OIL COMPANY	-637.50	0.195498190	-124.63
COMPANY SUPERVISION	MEWBOURNE OIL COMPANY	-637.50	0.195498190	-124.63
COMPANY SUPERVISION	MEWBOURNE OIL COMPANY	-1,275.00	0.195498190	-249.26
COMPANY SUPERVISION	MEWBOURNE OIL COMPANY	-1,491.75	0.195498190	-291.64
COMPRESSOR MAINTENANCE	G&A FABRICATION LLC	-175.86	0.195498190	-34.38
COMPRESSOR MAINTENANCE	G&A FABRICATION LLC	-141.92	0.195498190	-27.75
COMPRESSOR MAINTENANCE	G&A FABRICATION LLC	-141.92	0.195498190	-27.75
FUEL/ POWER / ELECTRICAL	XCEL ENERGY	-383.25	0.195498190	-74.92
LEASE & FACILITY MAINTENANCE	MEWBOURNE OIL COMPANY	-95.10	0.195498190	-18.59
LEASE & FACILITY MAINTENANCE	AMERICAN MILLENNIUM COR	-21.42	0.195498190	-4.19
LEASE & FACILITY MAINTENANCE	K&S OILFIELD SUPPLIES LLC	-108.43	0.195498190	-21.20
LEASE & FACILITY MAINTENANCE	K&S OILFIELD SUPPLIES LLC	-116.34	0.195498190	-22.74
LEASE & FACILITY MAINTENANCE	TURNCO ENTERPRISES LLC	-71.25	0.195498190	-13.93
LEASE & FACILITY MAINTENANCE	TURNCO ENTERPRISES LLC	-21.93	0.195498190	-4.29
LEASE & FACILITY MAINTENANCE	TURNCO ENTERPRISES LLC	-43.85	0.195498190	-8.57
LEASE & FACILITY MAINTENANCE	TURNCO ENTERPRISES LLC	-322.44	0.195498190	-63.03
LEASE & FACILITY MAINTENANCE	TRINITY OILFIELD SERVICES &	-379.80	0.195498190	-74.25
LEASE & FACILITY MAINTENANCE	MEWBOURNE OIL COMPANY	-387.50	0.195498190	-75.76
LEASE & FACILITY MAINTENANCE	MEWBOURNE OIL COMPANY	-387.50	0.195498190	-75.76
LEASE & FACILITY MAINTENANCE	MEWBOURNE OIL COMPANY	-387.50	0.195498190	-75.76
MISCELLANEOUS EQUIPMENT RENTAL	MEWBOURNE OIL COMPANY	-147.00	0.195498190	-28.74
PRIME MOVER / PUMP MAINTENANCE	ODESSA PUMPS & EQUIPMENT	-57.27	0.195498190	-11.20
PRIME MOVER / PUMP MAINTENANCE	HR COMPRESSION & SERVICE	-660.03	0.195498190	-129.03
PROFESSIONAL SERVICES	PRICE ENERGY CONSULTING I	-60.00	0.195498190	-11.73
PUMPING	MEWBOURNE OIL COMPANY	-875.00	0.195498190	-171.06
PUMPING	MEWBOURNE OIL COMPANY	-656.25	0.195498190	-128.30
RENTAL SERVICES	NATURAL GAS SERVICES GRO	-3,837.06	0.195498190	-750.14
RENTAL SERVICES	NATURAL GAS SERVICES GRO	-3,837.06	0.195498190	-750.14
RENTAL SERVICES	NATURAL GAS SERVICES GRO	-3,837.06	0.195498190	-750.14
RENTAL SERVICES	GUNS UP SERVICES	-85.76	0.195498190	-16.77
RENTAL SERVICES	GUNS UP SERVICES	-22.87	0.195498190	-4.47
RENTAL SERVICES	BASELINE ENERGY SERVICES	-45.24	0.195498190	-8.85
SALT WATER DISPOSAL	OWL SWD OPERATING LLC	-3,251.09	0.195498190	-635.58

## MEWBOURNE OIL COMPANY

TOM M RAGSDALE  
400 N SAM HOUSTON PARKWAY EAST  
SUITE 601  
HOUSTON, TX 77060

INVOICE NO.: 202010-08226

INVOICE DATE: 10-31-2020

OWNER: 035904-1

BILLING FOR: October 2020

REFERENCE/DESCRIPTION OF CHARGES		GROSS CHARGES	WORKING INTEREST	NET CHARGE
SALT WATER DISPOSAL	NGL WATER SOLUTIONS PERM	-89.90	0.195498190	-17.58
SALT WATER DISPOSAL	LIMESTONE BASIN PROPERTIE	-214.01	0.195498190	-41.84
SITE RESTORATION & EXCAVATION	TRINITY OILFIELD SERVICES &	-95.95	0.195498190	-18.77
OVERHEAD-FIXED RATE	MEWBOURNE OIL COMPANY	-881.16	0.195500000	-172.27
ADVALOREM TAXES	LEA COUNTY TREASURER	5.28	0.196991940	1.04
COMPANY SUPERVISION	MEWBOURNE OIL COMPANY	637.50	0.196991940	125.58
COMPANY SUPERVISION	MEWBOURNE OIL COMPANY	637.50	0.196991940	125.58
COMPANY SUPERVISION	MEWBOURNE OIL COMPANY	1,275.00	0.196991940	251.16
COMPANY SUPERVISION	MEWBOURNE OIL COMPANY	1,491.75	0.196991940	293.87
COMPRESSOR MAINTENANCE	G&A FABRICATION LLC	175.86	0.196991940	34.64
COMPRESSOR MAINTENANCE	G&A FABRICATION LLC	141.92	0.196991940	27.96
COMPRESSOR MAINTENANCE	G&A FABRICATION LLC	141.92	0.196991940	27.96
FUEL/ POWER / ELECTRICAL	XCEL ENERGY	383.25	0.196991940	75.49
LEASE & FACILITY MAINTENANCE	MEWBOURNE OIL COMPANY	95.10	0.196991940	18.73
LEASE & FACILITY MAINTENANCE	AMERICAN MILLENNIUM COR	21.42	0.196991940	4.22
LEASE & FACILITY MAINTENANCE	K&S OILFIELD SUPPLIES LLC	108.43	0.196991940	21.36
LEASE & FACILITY MAINTENANCE	K&S OILFIELD SUPPLIES LLC	116.34	0.196991940	22.91
LEASE & FACILITY MAINTENANCE	TURNCO ENTERPRISES LLC	71.25	0.196991940	14.04
LEASE & FACILITY MAINTENANCE	TURNCO ENTERPRISES LLC	21.93	0.196991940	4.32
LEASE & FACILITY MAINTENANCE	TURNCO ENTERPRISES LLC	43.85	0.196991940	8.64
LEASE & FACILITY MAINTENANCE	TURNCO ENTERPRISES LLC	322.44	0.196991940	63.51
LEASE & FACILITY MAINTENANCE	TRINITY OILFIELD SERVICES &	379.80	0.196991940	74.82
LEASE & FACILITY MAINTENANCE	MEWBOURNE OIL COMPANY	387.50	0.196991940	76.34
LEASE & FACILITY MAINTENANCE	MEWBOURNE OIL COMPANY	387.50	0.196991940	76.34
LEASE & FACILITY MAINTENANCE	MEWBOURNE OIL COMPANY	387.50	0.196991940	76.34
MISCELLANEOUS EQUIPMENT RENTAL	MEWBOURNE OIL COMPANY	147.00	0.196991940	28.96
PRIME MOVER / PUMP MAINTENANCE	ODESSA PUMPS & EQUIPMENT	57.27	0.196991940	11.29
PRIME MOVER / PUMP MAINTENANCE	HR COMPRESSION & SERVICE	660.03	0.196991940	130.02
PROFESSIONAL SERVICES	PRICE ENERGY CONSULTING I	60.00	0.196991940	11.82
PUMPING	MEWBOURNE OIL COMPANY	875.00	0.196991940	172.37
PUMPING	MEWBOURNE OIL COMPANY	656.25	0.196991940	129.28
RENTAL SERVICES	NATURAL GAS SERVICES GRO	3,837.06	0.196991940	755.87
RENTAL SERVICES	NATURAL GAS SERVICES GRO	3,837.06	0.196991940	755.87
RENTAL SERVICES	NATURAL GAS SERVICES GRO	3,837.06	0.196991940	755.87
RENTAL SERVICES	GUNS UP SERVICES	85.76	0.196991940	16.90
RENTAL SERVICES	GUNS UP SERVICES	22.87	0.196991940	4.50
RENTAL SERVICES	BASELINE ENERGY SERVICES	45.24	0.196991940	8.92
SALT WATER DISPOSAL	OWL SWD OPERATING LLC	3,251.09	0.196991940	640.44
SALT WATER DISPOSAL	NGL WATER SOLUTIONS PERM	89.90	0.196991940	17.71
SALT WATER DISPOSAL	LIMESTONE BASIN PROPERTIE	214.01	0.196991940	42.16
SITE RESTORATION & EXCAVATION	TRINITY OILFIELD SERVICES &	95.95	0.196991940	18.91
OVERHEAD-FIXED RATE	MEWBOURNE OIL COMPANY	881.16	0.197000000	173.58

## MEWBOURNE OIL COMPANY

TOM M RAGSDALE  
400 N SAM HOUSTON PARKWAY EAST  
SUITE 601  
HOUSTON, TX 77060

INVOICE NO.: 202010-08226  
INVOICE DATE: 10-31-2020  
OWNER: 035904-1  
BILLING FOR: October 2020

REFERENCE/DESCRIPTION OF CHARGES	GROSS CHARGES	WORKING INTEREST	NET CHARGE	
Total Lease Operating Expense Cost	0.00		38.65	
<u>Lease Operating Expense</u>				
COMPANY SUPERVISION	MEWBOURNE OIL COMPANY	-956.25	0.195498190	-186.95
COMPANY SUPERVISION	MEWBOURNE OIL COMPANY	-318.75	0.195498190	-62.32
COMPANY SUPERVISION	MEWBOURNE OIL COMPANY	-318.75	0.195498190	-62.32
COMPANY SUPERVISION	MEWBOURNE OIL COMPANY	-1,160.25	0.195498190	-226.83
COMPANY SUPERVISION	MEWBOURNE OIL COMPANY	-420.75	0.195498190	-82.26
COMPRESSOR MAINTENANCE	G&A FABRICATION LLC	-141.92	0.195498190	-27.75
COMPRESSOR MAINTENANCE	G&A FABRICATION LLC	-141.92	0.195498190	-27.75
COMPRESSOR MAINTENANCE	G&A FABRICATION LLC	-141.92	0.195498190	-27.75
COMPRESSOR MAINTENANCE	G&A FABRICATION LLC	-113.41	0.195498190	-22.17
COMPRESSOR MAINTENANCE	G&A FABRICATION LLC	-141.92	0.195498190	-27.75
FUEL/ POWER / ELECTRICAL	XCEL ENERGY	-352.05	0.195498190	-68.82
GATHERING/TREATING/DEHYDRATION	LEGACY SAFETY AND CONSUM	-9.15	0.195498190	-1.80
GATHERING/TREATING/DEHYDRATION	LEGACY SAFETY AND CONSUM	-11.10	0.195498190	-2.17
GATHERING/TREATING/DEHYDRATION	LEGACY SAFETY AND CONSUM	-64.14	0.195498190	-12.54
LEASE & FACILITY MAINTENANCE	MEWBOURNE OIL COMPANY	-86.24	0.195498190	-16.86
LEASE & FACILITY MAINTENANCE	GAS WELL SERVICES INC	-23.24	0.195498190	-4.55
LEASE & FACILITY MAINTENANCE	GARNER PUMP & SUPPLY INC	-1.19	0.195498190	-0.24
LEASE & FACILITY MAINTENANCE	GARNER PUMP & SUPPLY INC	-627.19	0.195498190	-122.61
LEASE & FACILITY MAINTENANCE	GARNER PUMP & SUPPLY INC	-85.81	0.195498190	-16.78
LEASE & FACILITY MAINTENANCE	AMERICAN MILLENNIUM COR	-18.12	0.195498190	-3.54
LEASE & FACILITY MAINTENANCE	AMERICAN MILLENNIUM COR	-18.32	0.195498190	-3.58
LEASE & FACILITY MAINTENANCE	TURNCO ENTERPRISES LLC	-190.00	0.195498190	-37.14
LEASE & FACILITY MAINTENANCE	TURNCO ENTERPRISES LLC	-393.69	0.195498190	-76.96
LEASE & FACILITY MAINTENANCE	TURNCO ENTERPRISES LLC	-18.27	0.195498190	-3.57
LEASE & FACILITY MAINTENANCE	TURNCO ENTERPRISES LLC	-71.25	0.195498190	-13.93
LEASE & FACILITY MAINTENANCE	TURNCO ENTERPRISES LLC	-27.70	0.195498190	-5.42
LEASE & FACILITY MAINTENANCE	TURNCO ENTERPRISES LLC	-21.93	0.195498190	-4.29
LEASE & FACILITY MAINTENANCE	TURNCO ENTERPRISES LLC	-43.85	0.195498190	-8.57
LEASE & FACILITY MAINTENANCE	TURNCO ENTERPRISES LLC	-4.62	0.195498190	-0.90
LEASE & FACILITY MAINTENANCE	TURNCO ENTERPRISES LLC	-43.85	0.195498190	-8.57
LEASE & FACILITY MAINTENANCE	TURNCO ENTERPRISES LLC	-274.94	0.195498190	-53.75
LEASE & FACILITY MAINTENANCE	TURNCO ENTERPRISES LLC	-56.93	0.195498190	-11.12
LEASE & FACILITY MAINTENANCE	TURNCO ENTERPRISES LLC	-36.54	0.195498190	-7.14
LEASE & FACILITY MAINTENANCE	TURNCO ENTERPRISES LLC	-14.62	0.195498190	-2.86
LEASE & FACILITY MAINTENANCE	TURNCO ENTERPRISES LLC	-285.00	0.195498190	-55.71
LEASE & FACILITY MAINTENANCE	INGRAM PROFESSIONAL SERV	-118.14	0.195498190	-23.09
LEASE & FACILITY MAINTENANCE	TRINITY OILFIELD SERVICES &	-360.80	0.195498190	-70.54
LEASE & FACILITY MAINTENANCE	EP&S LLC	-45.39	0.195498190	-8.87
LEASE & FACILITY MAINTENANCE	EP&S LLC	-129.39	0.195498190	-25.30



## MEWBOURNE OIL COMPANY

TOM M RAGSDALE  
400 N SAM HOUSTON PARKWAY EAST  
SUITE 601  
HOUSTON, TX 77060

INVOICE NO.: 202010-08226  
INVOICE DATE: 10-31-2020  
OWNER: 035904-1  
BILLING FOR: October 2020

REFERENCE/DESCRIPTION OF CHARGES		GROSS CHARGES	WORKING INTEREST	NET CHARGE
LEASE & FACILITY MAINTENANCE	AY TRUCKING INC	-11.58	0.195498190	-2.27
LEASE & FACILITY MAINTENANCE	AY TRUCKING INC	-24.27	0.195498190	-4.75
LEASE & FACILITY MAINTENANCE	AY TRUCKING INC	-27.90	0.195498190	-5.46
LEASE & FACILITY MAINTENANCE	AY TRUCKING INC	-33.97	0.195498190	-6.64
LEASE & FACILITY MAINTENANCE	AY TRUCKING INC	-94.61	0.195498190	-18.49
LEASE & FACILITY MAINTENANCE	AY TRUCKING INC	-362.68	0.195498190	-70.90
LEASE & FACILITY MAINTENANCE	AY TRUCKING INC	-12.86	0.195498190	-2.51
LEASE & FACILITY MAINTENANCE	AY TRUCKING INC	-11.58	0.195498190	-2.27
LEASE & FACILITY MAINTENANCE	AY TRUCKING INC	-15.29	0.195498190	-2.99
LEASE & FACILITY MAINTENANCE	AY TRUCKING INC	-13.34	0.195498190	-2.61
LEASE & FACILITY MAINTENANCE	LEGACY SAFETY AND CONSUM	-28.27	0.195498190	-5.53
LEASE & FACILITY MAINTENANCE	LEGACY SAFETY AND CONSUM	-38.63	0.195498190	-7.55
LEASE & FACILITY MAINTENANCE	MEWBOURNE OIL COMPANY	-387.50	0.195498190	-75.76
MISCELLANEOUS EQUIPMENT RENTAL	MEWBOURNE OIL COMPANY	-220.50	0.195498190	-43.11
PRIME MOVER / PUMP MAINTENANCE	HR COMPRESSION & SERVICES	-43.33	0.195498190	-8.47
PRIME MOVER / PUMP MAINTENANCE	HR COMPRESSION & SERVICES	-41.63	0.195498190	-8.14
PRIME MOVER / PUMP MAINTENANCE	HR COMPRESSION & SERVICES	-100.02	0.195498190	-19.56
PUMPING	MEWBOURNE OIL COMPANY	-900.00	0.195498190	-175.95
PUMPING	MEWBOURNE OIL COMPANY	-450.00	0.195498190	-87.98
RENTAL SERVICES	GUNS UP SERVICES	-194.39	0.195498190	-38.00
RENTAL SERVICES	GRAVITY OILFIELD SERVICES	-23.52	0.195498190	-4.60
RENTAL SERVICES	GRAVITY OILFIELD SERVICES	-24.31	0.195498190	-4.76
RENTAL SERVICES	GRAVITY OILFIELD SERVICES	-23.52	0.195498190	-4.60
SALT WATER DISPOSAL	OWL SWD OPERATING LLC	-50.12	0.195498190	-9.80
SALT WATER DISPOSAL	OWL SWD OPERATING LLC	-42.73	0.195498190	-8.35
SALT WATER DISPOSAL	OWL SWD OPERATING LLC	-5,299.73	0.195498190	-1,036.09
SALT WATER DISPOSAL	NGL WATER SOLUTIONS PERM	-536.25	0.195498190	-104.84
SALT WATER DISPOSAL	AY TRUCKING INC	-101.90	0.195498190	-19.92
SALT WATER DISPOSAL	AY TRUCKING INC	-135.86	0.195498190	-26.56
SALT WATER DISPOSAL	LIMESTONE BASIN PROPERTIE	-348.83	0.195498190	-68.20
SITE RESTORATION & EXCAVATION	SUNDANCE SERVICES WEST IT	-189.14	0.195498190	-36.98
SITE RESTORATION & EXCAVATION	SUNDANCE SERVICES WEST IT	-10.95	0.195498190	-2.13
OVERHEAD-FIXED RATE	MEWBOURNE OIL COMPANY	-881.16	0.195500000	-172.27
COMPANY SUPERVISION	MEWBOURNE OIL COMPANY	956.25	0.196991940	188.38
COMPANY SUPERVISION	MEWBOURNE OIL COMPANY	318.75	0.196991940	62.80
COMPANY SUPERVISION	MEWBOURNE OIL COMPANY	318.75	0.196991940	62.80
COMPANY SUPERVISION	MEWBOURNE OIL COMPANY	1,160.25	0.196991940	228.56
COMPANY SUPERVISION	MEWBOURNE OIL COMPANY	420.75	0.196991940	82.89
COMPRESSOR MAINTENANCE	G&A FABRICATION LLC	141.92	0.196991940	27.96
COMPRESSOR MAINTENANCE	G&A FABRICATION LLC	141.92	0.196991940	27.96
COMPRESSOR MAINTENANCE	G&A FABRICATION LLC	141.92	0.196991940	27.96
COMPRESSOR MAINTENANCE	G&A FABRICATION LLC	113.41	0.196991940	22.34

## MEWBOURNE OIL COMPANY

TOM M RAGSDALE  
400 N SAM HOUSTON PARKWAY EAST  
SUITE 601  
HOUSTON, TX 77060

INVOICE NO.: 202010-08226  
INVOICE DATE: 10-31-2020  
OWNER: 035904-1  
BILLING FOR: October 2020

REFERENCE/DESCRIPTION OF CHARGES		GROSS CHARGES	WORKING INTEREST	NET CHARGE
COMPRESSOR MAINTENANCE	G&A FABRICATION LLC	141.92	0.196991940	27.96
FUEL/ POWER / ELECTRICAL	XCEL ENERGY	352.05	0.196991940	69.35
GATHERING/TREATING/DEHYDRATION	LEGACY SAFETY AND CONSUM	9.15	0.196991940	1.81
GATHERING/TREATING/DEHYDRATION	LEGACY SAFETY AND CONSUM	11.10	0.196991940	2.19
GATHERING/TREATING/DEHYDRATION	LEGACY SAFETY AND CONSUM	64.14	0.196991940	12.64
LEASE & FACILITY MAINTENANCE	MEWBOURNE OIL COMPANY	86.24	0.196991940	16.99
LEASE & FACILITY MAINTENANCE	GAS WELL SERVICES INC	23.24	0.196991940	4.58
LEASE & FACILITY MAINTENANCE	GARNER PUMP & SUPPLY INC	1.19	0.196991940	0.24
LEASE & FACILITY MAINTENANCE	GARNER PUMP & SUPPLY INC	627.19	0.196991940	123.55
LEASE & FACILITY MAINTENANCE	GARNER PUMP & SUPPLY INC	85.81	0.196991940	16.91
LEASE & FACILITY MAINTENANCE	AMERICAN MILLENNIUM COR	18.12	0.196991940	3.57
LEASE & FACILITY MAINTENANCE	AMERICAN MILLENNIUM COR	18.32	0.196991940	3.61
LEASE & FACILITY MAINTENANCE	TURNCO ENTERPRISES LLC	190.00	0.196991940	37.42
LEASE & FACILITY MAINTENANCE	TURNCO ENTERPRISES LLC	393.69	0.196991940	77.55
LEASE & FACILITY MAINTENANCE	TURNCO ENTERPRISES LLC	18.27	0.196991940	3.60
LEASE & FACILITY MAINTENANCE	TURNCO ENTERPRISES LLC	71.25	0.196991940	14.04
LEASE & FACILITY MAINTENANCE	TURNCO ENTERPRISES LLC	27.70	0.196991940	5.46
LEASE & FACILITY MAINTENANCE	TURNCO ENTERPRISES LLC	21.93	0.196991940	4.32
LEASE & FACILITY MAINTENANCE	TURNCO ENTERPRISES LLC	43.85	0.196991940	8.64
LEASE & FACILITY MAINTENANCE	TURNCO ENTERPRISES LLC	4.62	0.196991940	0.91
LEASE & FACILITY MAINTENANCE	TURNCO ENTERPRISES LLC	43.85	0.196991940	8.64
LEASE & FACILITY MAINTENANCE	TURNCO ENTERPRISES LLC	274.94	0.196991940	54.16
LEASE & FACILITY MAINTENANCE	TURNCO ENTERPRISES LLC	56.93	0.196991940	11.21
LEASE & FACILITY MAINTENANCE	TURNCO ENTERPRISES LLC	36.54	0.196991940	7.19
LEASE & FACILITY MAINTENANCE	TURNCO ENTERPRISES LLC	14.62	0.196991940	2.88
LEASE & FACILITY MAINTENANCE	TURNCO ENTERPRISES LLC	285.00	0.196991940	56.14
LEASE & FACILITY MAINTENANCE	INGRAM PROFESSIONAL SERV	118.14	0.196991940	23.27
LEASE & FACILITY MAINTENANCE	TRINITY OILFIELD SERVICES &	360.80	0.196991940	71.08
LEASE & FACILITY MAINTENANCE	EP&S LLC	45.39	0.196991940	8.94
LEASE & FACILITY MAINTENANCE	EP&S LLC	129.39	0.196991940	25.49
LEASE & FACILITY MAINTENANCE	AY TRUCKING INC	11.58	0.196991940	2.29
LEASE & FACILITY MAINTENANCE	AY TRUCKING INC	24.27	0.196991940	4.79
LEASE & FACILITY MAINTENANCE	AY TRUCKING INC	27.90	0.196991940	5.50
LEASE & FACILITY MAINTENANCE	AY TRUCKING INC	33.97	0.196991940	6.69
LEASE & FACILITY MAINTENANCE	AY TRUCKING INC	94.61	0.196991940	18.63
LEASE & FACILITY MAINTENANCE	AY TRUCKING INC	362.68	0.196991940	71.44
LEASE & FACILITY MAINTENANCE	AY TRUCKING INC	12.86	0.196991940	2.53
LEASE & FACILITY MAINTENANCE	AY TRUCKING INC	11.58	0.196991940	2.29
LEASE & FACILITY MAINTENANCE	AY TRUCKING INC	15.29	0.196991940	3.01
LEASE & FACILITY MAINTENANCE	AY TRUCKING INC	13.34	0.196991940	2.63
LEASE & FACILITY MAINTENANCE	LEGACY SAFETY AND CONSUM	28.27	0.196991940	5.57
LEASE & FACILITY MAINTENANCE	LEGACY SAFETY AND CONSUM	38.63	0.196991940	7.61

## MEWBOURNE OIL COMPANY

TOM M RAGSDALE  
400 N SAM HOUSTON PARKWAY EAST  
SUITE 601  
HOUSTON, TX 77060

INVOICE NO.: 202010-08226  
INVOICE DATE: 10-31-2020  
OWNER: 035904-1  
BILLING FOR: October 2020

REFERENCE/DESCRIPTION OF CHARGES		GROSS CHARGES	WORKING INTEREST	NET CHARGE
LEASE & FACILITY MAINTENANCE	MEWBOURNE OIL COMPANY	387.50	0.196991940	76.34
MISCELLANEOUS EQUIPMENT RENTAL	MEWBOURNE OIL COMPANY	220.50	0.196991940	43.44
PRIME MOVER / PUMP MAINTENANCE	HR COMPRESSION & SERVICE	43.33	0.196991940	8.53
PRIME MOVER / PUMP MAINTENANCE	HR COMPRESSION & SERVICE	41.63	0.196991940	8.20
PRIME MOVER / PUMP MAINTENANCE	HR COMPRESSION & SERVICE	100.02	0.196991940	19.71
PUMPING	MEWBOURNE OIL COMPANY	900.00	0.196991940	177.29
PUMPING	MEWBOURNE OIL COMPANY	450.00	0.196991940	88.65
RENTAL SERVICES	GUNS UP SERVICES	194.39	0.196991940	38.29
RENTAL SERVICES	GRAVITY OILFIELD SERVICES	23.52	0.196991940	4.64
RENTAL SERVICES	GRAVITY OILFIELD SERVICES	24.31	0.196991940	4.80
RENTAL SERVICES	GRAVITY OILFIELD SERVICES	23.52	0.196991940	4.64
SALT WATER DISPOSAL	OWL SWD OPERATING LLC	50.12	0.196991940	9.87
SALT WATER DISPOSAL	OWL SWD OPERATING LLC	42.73	0.196991940	8.41
SALT WATER DISPOSAL	OWL SWD OPERATING LLC	5,299.73	0.196991940	1,044.01
SALT WATER DISPOSAL	NGL WATER SOLUTIONS PERM	536.25	0.196991940	105.64
SALT WATER DISPOSAL	AY TRUCKING INC	101.90	0.196991940	20.07
SALT WATER DISPOSAL	AY TRUCKING INC	135.86	0.196991940	26.76
SALT WATER DISPOSAL	LIMESTONE BASIN PROPERTIE	348.83	0.196991940	68.72
SITE RESTORATION & EXCAVATION	SUNDANCE SERVICES WEST I	189.14	0.196991940	37.26
SITE RESTORATION & EXCAVATION	SUNDANCE SERVICES WEST I	10.95	0.196991940	2.15
OVERHEAD-FIXED RATE	MEWBOURNE OIL COMPANY	881.16	0.197000000	173.58
Total Lease Operating Expense Cost		0.00		26.86

Lease Operating Expense

AUTOMATION MAINTENANCE	AMERICAN MILLENNIUM COR	19.30	0.196991940	3.80
AUTOMATION MAINTENANCE	TANKLOGIX LLC	2,464.89	0.196991940	485.55
CHEMICALS-WATER TREATING	CATALYST OILFIELD SERVICE	1,146.72	0.196991940	225.89
COMPANY SUPERVISION	MEWBOURNE OIL COMPANY	1,762.50	0.196991940	347.20
COMPANY SUPERVISION	MEWBOURNE OIL COMPANY	293.75	0.196991940	57.86
COMPANY SUPERVISION	MEWBOURNE OIL COMPANY	693.25	0.196991940	136.56
COMPANY SUPERVISION	MEWBOURNE OIL COMPANY	1,175.00	0.196991940	231.46
EMISSIONS CONTROL EQUIPMENT MAINTENANCE	G&A FABRICATION LLC	152.36	0.196991940	30.01
EMISSIONS CONTROL EQUIPMENT MAINTENANCE	VAPROX LLC	135.90	0.196991940	26.77
FUEL/ POWER / ELECTRICAL	XCEL ENERGY	289.73	0.196991940	57.07
GATHERING/TREATING/DEHYDRATION	LEGACY SAFETY AND CONSUM	31.86	0.196991940	6.28
LEASE & FACILITY	MEWBOURNE OIL COMPANY	350.00	0.196991940	68.95
LEASE & FACILITY	MEWBOURNE OIL COMPANY	175.00	0.196991940	34.47
LEASE & FACILITY MAINTENANCE	T&J VALVE	136.99	0.196991940	26.99
LEASE & FACILITY MAINTENANCE	CUSTOM WELDING OF HOBBS	894.09	0.196991940	176.12
LEASE & FACILITY MAINTENANCE	K&S OILFIELD SUPPLIES LLC	379.71	0.196991940	74.80
LEASE & FACILITY MAINTENANCE	K&S OILFIELD SUPPLIES LLC	227.94	0.196991940	44.91
LEASE & FACILITY MAINTENANCE	K&S OILFIELD SUPPLIES LLC	19.54	0.196991940	3.85

## MEWBOURNE OIL COMPANY

TOM M RAGSDALE  
400 N SAM HOUSTON PARKWAY EAST  
SUITE 601  
HOUSTON, TX 77060

INVOICE NO.: 202010-08226  
INVOICE DATE: 10-31-2020  
OWNER: 035904-1  
BILLING FOR: October 2020

REFERENCE/DESCRIPTION OF CHARGES		GROSS CHARGES	WORKING INTEREST	NET CHARGE
LEASE & FACILITY MAINTENANCE	K&S OILFIELD SUPPLIES LLC	130.58	0.196991940	25.72
LEASE & FACILITY MAINTENANCE	TRM LLC	135.87	0.196991940	26.77
LEASE & FACILITY MAINTENANCE	TURNCO ENTERPRISES LLC	213.75	0.196991940	42.10
LEASE & FACILITY MAINTENANCE	TURNCO ENTERPRISES LLC	95.00	0.196991940	18.71
LEASE & FACILITY MAINTENANCE	TURNCO ENTERPRISES LLC	142.50	0.196991940	28.08
LEASE & FACILITY MAINTENANCE	TURNCO ENTERPRISES LLC	118.75	0.196991940	23.39
LEASE & FACILITY MAINTENANCE	TURNCO ENTERPRISES LLC	322.44	0.196991940	63.52
LEASE & FACILITY MAINTENANCE	TURNCO ENTERPRISES LLC	51.16	0.196991940	10.08
LEASE & FACILITY MAINTENANCE	TURNCO ENTERPRISES LLC	118.75	0.196991940	23.39
LEASE & FACILITY MAINTENANCE	TURNCO ENTERPRISES LLC	13.08	0.196991940	2.58
LEASE & FACILITY MAINTENANCE	TURNCO ENTERPRISES LLC	42.50	0.196991940	8.37
LEASE & FACILITY MAINTENANCE	TRINITY OILFIELD SERVICES &	72.53	0.196991940	14.29
LEASE & FACILITY MAINTENANCE	TRINITY OILFIELD SERVICES &	34.30	0.196991940	6.76
LEASE & FACILITY MAINTENANCE	TRINITY OILFIELD SERVICES &	31.65	0.196991940	6.23
LEASE & FACILITY MAINTENANCE	TRINITY OILFIELD SERVICES &	31.65	0.196991940	6.23
LEASE & FACILITY MAINTENANCE	TRINITY OILFIELD SERVICES &	60.00	0.196991940	11.82
LEASE & FACILITY MAINTENANCE	TRINITY OILFIELD SERVICES &	111.43	0.196991940	21.95
LEASE & FACILITY MAINTENANCE	EP&S LLC	65.53	0.196991940	12.91
MISCELLANEOUS EQUIPMENT RENTAL	MEWBOURNE OIL COMPANY	260.40	0.196991940	51.30
OVERHEAD-FIXED RATE	MEWBOURNE OIL COMPANY	881.16	0.196991940	173.58
PRIME MOVER / PUMP MAINTENANCE	HR COMPRESSION & SERVICES	243.24	0.196991940	47.91
PUMPING	MEWBOURNE OIL COMPANY	850.00	0.196991940	167.44
PUMPING	MEWBOURNE OIL COMPANY	425.00	0.196991940	83.72
RENTAL SERVICES	NATURAL GAS SERVICES GRO	3,837.06	0.196991940	755.87
RENTAL SERVICES	MICO RENTALS	40.26	0.196991940	7.93
RENTAL SERVICES	GRAVITY OILFIELD SERVICES	23.46	0.196991940	4.62
RENTAL SERVICES	GRAVITY OILFIELD SERVICES	22.70	0.196991940	4.47
SALT WATER DISPOSAL	TRINITY OILFIELD SERVICES &	39.57	0.196991940	7.79
SALT WATER DISPOSAL	TRINITY OILFIELD SERVICES &	32.97	0.196991940	6.49
SALT WATER DISPOSAL	TRINITY OILFIELD SERVICES &	51.43	0.196991940	10.14
SALT WATER DISPOSAL	OWL SWD OPERATING LLC	3,627.85	0.196991940	714.65
SALT WATER DISPOSAL	OWL SWD OPERATING LLC	2,360.08	0.196991940	464.92
SALT WATER DISPOSAL	LIMESTONE BASIN PROPERTIE	155.25	0.196991940	30.59
SITE RESTORATION & EXCAVATION	SUNDANCE SERVICES WEST IT	52.31	0.196991940	10.30
Total Lease Operating Expense Cost		25,042.74		4,933.16
62906000-30 SUBTOTAL		25,042.74	4,998.67	
PROPERTY 62906000 TOTAL		25,042.74	4,977.13	
PROPERTY: 62915000 62915000-20 CREEDENCE 21/16 W0ED ST COM 2H				
<u>Intangible Well Cost</u>				
STIMULATION TOE PREPARATION	GUNS UP SERVICES	1,275.06	0.006363620	8.11
Total Intangible Well Cost Cost		1,275.06		8.11

## MEWBOURNE OIL COMPANY

TOM M RAGSDALE  
400 N SAM HOUSTON PARKWAY EAST  
SUITE 601  
HOUSTON, TX 77060

INVOICE NO.: 202010-08226  
INVOICE DATE: 10-31-2020  
OWNER: 035904-1  
BILLING FOR: October 2020

REFERENCE/DESCRIPTION OF CHARGES		GROSS CHARGES	WORKING INTEREST	NET CHARGE
<b>62915000-20 SUBTOTAL</b>		<b>1,275.06</b>	<b>8.11</b>	
<b>PROPERTY: 62915000 62915000-30 CREEDENCE 21/16 W0ED ST COM 2H</b>				
<u>Lease Operating Expense</u>				
AUTOMATION MAINTENANCE	AMERICAN MILLENNIUM COR	15.76	0.006363620	0.10
COMPANY SUPERVISION	MEWBOURNE OIL COMPANY	3,025.00	0.006363620	19.25
COMPANY SUPERVISION	MEWBOURNE OIL COMPANY	587.50	0.006363620	3.74
COMPANY SUPERVISION	MEWBOURNE OIL COMPANY	1,562.75	0.006363620	9.94
COMPANY SUPERVISION	MEWBOURNE OIL COMPANY	587.50	0.006363620	3.74
COMPANY SUPERVISION	MEWBOURNE OIL COMPANY	587.50	0.006363620	3.74
EMISSIONS CONTROL EQUIPMENT MAINTENANCE	G&A FABRICATION LLC	91.83	0.006363620	0.58
EMISSIONS CONTROL EQUIPMENT MAINTENANCE	BRYAN SERVICE AND SUPPLY	623.24	0.006363620	3.97
EMISSIONS CONTROL EQUIPMENT MAINTENANCE	AUTOMATED WELLHEAD COM	290.08	0.006363620	1.85
EMISSIONS CONTROL EQUIPMENT MAINTENANCE	AUTOMATED WELLHEAD COM	274.97	0.006363620	1.75
EMISSIONS CONTROL EQUIPMENT MAINTENANCE	AUTOMATED WELLHEAD COM	98.55	0.006363620	0.63
EMISSIONS CONTROL EQUIPMENT MAINTENANCE	AUTOMATED WELLHEAD COM	233.12	0.006363620	1.48
EMISSIONS CONTROL EQUIPMENT MAINTENANCE	AUTOMATED WELLHEAD COM	378.81	0.006363620	2.41
EMISSIONS CONTROL EQUIPMENT MAINTENANCE	AUTOMATED WELLHEAD COM	174.83	0.006363620	1.11
EMISSIONS CONTROL EQUIPMENT MAINTENANCE	AUTOMATED WELLHEAD COM	272.85	0.006363620	1.74
EMISSIONS CONTROL EQUIPMENT MAINTENANCE	AUTOMATED WELLHEAD COM	147.29	0.006363620	0.94
FUEL/ POWER / ELECTRICAL	XCEL ENERGY	4,408.21	0.006363620	28.05
LEASE & FACILITY	MEWBOURNE OIL COMPANY	350.00	0.006363620	2.23
LEASE & FACILITY	MEWBOURNE OIL COMPANY	700.00	0.006363620	4.45
LEASE & FACILITY	MEWBOURNE OIL COMPANY	175.00	0.006363620	1.11
LEASE & FACILITY MAINTENANCE	KEYSTONE PUMP & SUPPLY LI	10.30	0.006363620	0.07
LEASE & FACILITY MAINTENANCE	KEYSTONE PUMP & SUPPLY LI	152.53	0.006363620	0.97
LEASE & FACILITY MAINTENANCE	KEYSTONE PUMP & SUPPLY LI	298.52	0.006363620	1.90
LEASE & FACILITY MAINTENANCE	TURNCO ENTERPRISES LLC	59.98	0.006363620	0.38
LEASE & FACILITY MAINTENANCE	TURNCO ENTERPRISES LLC	100.00	0.006363620	0.64
LEASE & FACILITY MAINTENANCE	TURNCO ENTERPRISES LLC	75.00	0.006363620	0.48
LEASE & FACILITY MAINTENANCE	TURNCO ENTERPRISES LLC	50.00	0.006363620	0.32
LEASE & FACILITY MAINTENANCE	TURNCO ENTERPRISES LLC	150.00	0.006363620	0.95
LEASE & FACILITY MAINTENANCE	TURNCO ENTERPRISES LLC	125.00	0.006363620	0.80
LEASE & FACILITY MAINTENANCE	INGRAM PROFESSIONAL SERV	265.79	0.006363620	1.69
OVERHEAD-FIXED RATE	MEWBOURNE OIL COMPANY	881.16	0.006363620	5.61
PUMPING	MEWBOURNE OIL COMPANY	850.00	0.006363620	5.41
PUMPING	MEWBOURNE OIL COMPANY	850.00	0.006363620	5.41
SALT WATER DISPOSAL	MEWBOURNE OIL COMPANY	65,799.10	0.006363620	418.72
Total Lease Operating Expense Cost		84,252.17		536.16
<b>62915000-30 SUBTOTAL</b>		<b>84,252.17</b>	<b>536.16</b>	
<b>PROPERTY 62915000 TOTAL</b>		<b>85,527.23</b>	<b>544.27</b>	



## MEWBOURNE OIL COMPANY

TOM M RAGSDALE  
400 N SAM HOUSTON PARKWAY EAST  
SUITE 601  
HOUSTON, TX 77060

INVOICE NO.: 202010-08226  
INVOICE DATE: 10-31-2020  
OWNER: 035904-1  
BILLING FOR: October 2020

REFERENCE/DESCRIPTION OF CHARGES		GROSS CHARGES	WORKING INTEREST	NET CHARGE
<b>62915000PREPAYMENTS</b>				<b>-81.74</b>
<b>PROPERTY: 62916000 62916000-20 CREEDENCE 21/16 W1ED ST COM 1H</b>				
<u>Intangible Well Cost</u>				
STIMULATION TOE PREPARATION	GUNS UP SERVICES	1,275.01	0.006363620	8.11
Total Intangible Well Cost Cost		1,275.01		8.11
<b>62916000-20 SUBTOTAL</b>		<b>1,275.01</b>	<b>8.11</b>	
<b>PROPERTY: 62916000 62916000-30 CREEDENCE 21/16 W1ED ST COM 1H</b>				
<u>Lease Operating Expense</u>				
AUTOMATION MAINTENANCE	AMERICAN MILLENNIUM COR	15.77	0.006363620	0.10
COMPANY SUPERVISION	MEWBOURNE OIL COMPANY	2,750.00	0.006363620	17.50
COMPANY SUPERVISION	MEWBOURNE OIL COMPANY	587.50	0.006363620	3.74
COMPANY SUPERVISION	MEWBOURNE OIL COMPANY	399.50	0.006363620	2.54
COMPANY SUPERVISION	MEWBOURNE OIL COMPANY	587.50	0.006363620	3.74
COMPANY SUPERVISION	MEWBOURNE OIL COMPANY	587.50	0.006363620	3.74
EMISSIONS CONTROL EQUIPMENT MAINTENANCE	G&A FABRICATION LLC	91.83	0.006363620	0.58
EMISSIONS CONTROL EQUIPMENT MAINTENANCE	BRYAN SERVICE AND SUPPLY	623.22	0.006363620	3.97
EMISSIONS CONTROL EQUIPMENT MAINTENANCE	AUTOMATED WELLHEAD CON	290.03	0.006363620	1.85
EMISSIONS CONTROL EQUIPMENT MAINTENANCE	AUTOMATED WELLHEAD CON	274.96	0.006363620	1.75
EMISSIONS CONTROL EQUIPMENT MAINTENANCE	AUTOMATED WELLHEAD CON	98.53	0.006363620	0.63
EMISSIONS CONTROL EQUIPMENT MAINTENANCE	AUTOMATED WELLHEAD CON	233.10	0.006363620	1.48
EMISSIONS CONTROL EQUIPMENT MAINTENANCE	AUTOMATED WELLHEAD CON	378.79	0.006363620	2.41
EMISSIONS CONTROL EQUIPMENT MAINTENANCE	AUTOMATED WELLHEAD CON	174.83	0.006363620	1.11
EMISSIONS CONTROL EQUIPMENT MAINTENANCE	AUTOMATED WELLHEAD CON	272.84	0.006363620	1.74
EMISSIONS CONTROL EQUIPMENT MAINTENANCE	AUTOMATED WELLHEAD CON	147.28	0.006363620	0.94
FUEL/ POWER / ELECTRICAL	XCEL ENERGY	4,288.38	0.006363620	27.29
LEASE & FACILITY	MEWBOURNE OIL COMPANY	350.00	0.006363620	2.23
LEASE & FACILITY	MEWBOURNE OIL COMPANY	175.00	0.006363620	1.11
LEASE & FACILITY	MEWBOURNE OIL COMPANY	413.00	0.006363620	2.63
LEASE & FACILITY MAINTENANCE	KEYSTONE PUMP & SUPPLY LI	10.29	0.006363620	0.07
LEASE & FACILITY MAINTENANCE	KEYSTONE PUMP & SUPPLY LI	152.55	0.006363620	0.97
LEASE & FACILITY MAINTENANCE	KEYSTONE PUMP & SUPPLY LI	298.54	0.006363620	1.90
LEASE & FACILITY MAINTENANCE	TURNCO ENTERPRISES LLC	59.97	0.006363620	0.38
LEASE & FACILITY MAINTENANCE	TURNCO ENTERPRISES LLC	100.00	0.006363620	0.64
LEASE & FACILITY MAINTENANCE	TURNCO ENTERPRISES LLC	75.00	0.006363620	0.48
LEASE & FACILITY MAINTENANCE	TURNCO ENTERPRISES LLC	50.00	0.006363620	0.32
LEASE & FACILITY MAINTENANCE	TURNCO ENTERPRISES LLC	150.00	0.006363620	0.95
LEASE & FACILITY MAINTENANCE	TURNCO ENTERPRISES LLC	125.00	0.006363620	0.80
LEASE & FACILITY MAINTENANCE	INGRAM PROFESSIONAL SERV	265.71	0.006363620	1.69
OVERHEAD-FIXED RATE	MEWBOURNE OIL COMPANY	881.16	0.006363620	5.61
PUMPING	MEWBOURNE OIL COMPANY	850.00	0.006363620	5.41
PUMPING	MEWBOURNE OIL COMPANY	850.00	0.006363620	5.41

## MEWBOURNE OIL COMPANY

TOM M RAGSDALE  
400 N SAM HOUSTON PARKWAY EAST  
SUITE 601  
HOUSTON, TX 77060

INVOICE NO.: 202010-08226  
INVOICE DATE: 10-31-2020  
OWNER: 035904-1  
BILLING FOR: October 2020

REFERENCE/DESCRIPTION OF CHARGES		GROSS CHARGES	WORKING INTEREST	NET CHARGE
SALT WATER DISPOSAL	MEWBOURNE OIL COMPANY	63,773.02	0.006363620	405.83
Total Lease Operating Expense Cost		80,380.80		511.54
<b>62916000-30 SUBTOTAL</b>		<b>80,380.80</b>	<b>511.54</b>	
<b>PROPERTY 62916000 TOTAL</b>		<b>81,655.81</b>	<b>519.65</b>	
<b>62916000PREPAYMENTS</b>				<b>-519.65</b>
<b>PROPERTY: 62958000 62958000-20 GAZELLE 22 B3MD FED COM 1H</b>				
<u>Tangible Well Cost</u>				
DRILLING HEAD	MEWBOURNE OIL COMPANY	14,420.25	0.195498190	2,819.13
DRILLING HEAD	MEWBOURNE OIL COMPANY	-14,420.25	0.196991940	-2,840.67
Total Tangible Well Cost Cost		0.00		-21.54
<b>62958000-20 SUBTOTAL</b>		<b>0.00</b>	<b>-21.54</b>	
<b>PROPERTY: 62958000 62958000-30 GAZELLE 22 B3MD FED COM 1H</b>				
<u>Lease Operating Expense</u>				
ADVALOREM TAXES	LEA COUNTY TREASURER	-5.28	0.195498190	-1.03
COMPANY SUPERVISION	MEWBOURNE OIL COMPANY	-637.50	0.195498190	-124.63
COMPANY SUPERVISION	MEWBOURNE OIL COMPANY	-637.50	0.195498190	-124.63
COMPANY SUPERVISION	MEWBOURNE OIL COMPANY	-1,275.00	0.195498190	-249.26
COMPANY SUPERVISION	MEWBOURNE OIL COMPANY	-433.50	0.195498190	-84.75
COMPRESSOR MAINTENANCE	G&A FABRICATION LLC	-175.86	0.195498190	-34.38
COMPRESSOR MAINTENANCE	G&A FABRICATION LLC	-141.92	0.195498190	-27.75
COMPRESSOR MAINTENANCE	G&A FABRICATION LLC	-141.92	0.195498190	-27.75
FUEL/ POWER / ELECTRICAL	XCEL ENERGY	-423.87	0.195498190	-82.86
LEASE & FACILITY MAINTENANCE	MEWBOURNE OIL COMPANY	-95.10	0.195498190	-18.59
LEASE & FACILITY MAINTENANCE	AMERICAN MILLENNIUM COR	-21.42	0.195498190	-4.19
LEASE & FACILITY MAINTENANCE	K&S OILFIELD SUPPLIES LLC	-108.44	0.195498190	-21.20
LEASE & FACILITY MAINTENANCE	K&S OILFIELD SUPPLIES LLC	-116.42	0.195498190	-22.76
LEASE & FACILITY MAINTENANCE	CARLSBAD AUTOMATION SER	-257.70	0.195498190	-50.38
LEASE & FACILITY MAINTENANCE	TURNCO ENTERPRISES LLC	-71.25	0.195498190	-13.93
LEASE & FACILITY MAINTENANCE	TURNCO ENTERPRISES LLC	-21.92	0.195498190	-4.29
LEASE & FACILITY MAINTENANCE	TURNCO ENTERPRISES LLC	-43.84	0.195498190	-8.57
LEASE & FACILITY MAINTENANCE	TURNCO ENTERPRISES LLC	-322.44	0.195498190	-63.03
LEASE & FACILITY MAINTENANCE	MEWBOURNE OIL COMPANY	-387.50	0.195498190	-75.76
LEASE & FACILITY MAINTENANCE	MEWBOURNE OIL COMPANY	-387.50	0.195498190	-75.76
MISCELLANEOUS EQUIPMENT RENTAL	MEWBOURNE OIL COMPANY	-147.00	0.195498190	-28.74
PRIME MOVER / PUMP MAINTENANCE	ODESSA PUMPS & EQUIPMENT	-57.28	0.195498190	-11.20
PRIME MOVER / PUMP MAINTENANCE	HR COMPRESSION & SERVICE	-660.04	0.195498190	-129.03
PROFESSIONAL SERVICES	PRICE ENERGY CONSULTING I	-60.00	0.195498190	-11.73
PUMPING	MEWBOURNE OIL COMPANY	-875.00	0.195498190	-171.06
PUMPING	MEWBOURNE OIL COMPANY	-656.25	0.195498190	-128.30
RENTAL SERVICES	GUNS UP SERVICES	-113.58	0.195498190	-22.20

## MEWBOURNE OIL COMPANY

TOM M RAGSDALE  
400 N SAM HOUSTON PARKWAY EAST  
SUITE 601  
HOUSTON, TX 77060

INVOICE NO.: 202010-08226  
INVOICE DATE: 10-31-2020  
OWNER: 035904-1  
BILLING FOR: October 2020

REFERENCE/DESCRIPTION OF CHARGES		GROSS CHARGES	WORKING INTEREST	NET CHARGE
RENTAL SERVICES	GUNS UP SERVICES	-30.28	0.195498190	-5.92
RENTAL SERVICES	BASELINE ENERGY SERVICES	-59.92	0.195498190	-11.72
RENTAL SERVICES	KODIAK GAS SERVICES LLC	-937.05	0.195498190	-183.19
RENTAL SERVICES	KODIAK GAS SERVICES LLC	-4,747.51	0.195498190	-928.13
SALT WATER DISPOSAL	OWL SWD OPERATING LLC	-4,291.74	0.195498190	-839.02
SALT WATER DISPOSAL	NGL WATER SOLUTIONS PERM	-118.67	0.195498190	-23.20
SALT WATER DISPOSAL	LIMESTONE BASIN PROPERTIE	-282.50	0.195498190	-55.23
SITE RESTORATION & EXCAVATION	TRINITY OILFIELD SERVICES &	-127.08	0.195498190	-24.84
OVERHEAD-FIXED RATE	MEWBOURNE OIL COMPANY	-881.16	0.195500000	-172.27
ADVALOREM TAXES	LEA COUNTY TREASURER	5.28	0.196991940	1.04
COMPANY SUPERVISION	MEWBOURNE OIL COMPANY	637.50	0.196991940	125.58
COMPANY SUPERVISION	MEWBOURNE OIL COMPANY	637.50	0.196991940	125.58
COMPANY SUPERVISION	MEWBOURNE OIL COMPANY	1,275.00	0.196991940	251.16
COMPANY SUPERVISION	MEWBOURNE OIL COMPANY	433.50	0.196991940	85.40
COMPRESSOR MAINTENANCE	G&A FABRICATION LLC	175.86	0.196991940	34.64
COMPRESSOR MAINTENANCE	G&A FABRICATION LLC	141.92	0.196991940	27.96
COMPRESSOR MAINTENANCE	G&A FABRICATION LLC	141.92	0.196991940	27.96
FUEL/ POWER / ELECTRICAL	XCEL ENERGY	423.87	0.196991940	83.50
LEASE & FACILITY MAINTENANCE	MEWBOURNE OIL COMPANY	95.10	0.196991940	18.73
LEASE & FACILITY MAINTENANCE	AMERICAN MILLENNIUM COR	21.42	0.196991940	4.22
LEASE & FACILITY MAINTENANCE	K&S OILFIELD SUPPLIES LLC	108.44	0.196991940	21.36
LEASE & FACILITY MAINTENANCE	K&S OILFIELD SUPPLIES LLC	116.42	0.196991940	22.93
LEASE & FACILITY MAINTENANCE	CARLSBAD AUTOMATION SER	257.70	0.196991940	50.76
LEASE & FACILITY MAINTENANCE	TURNCO ENTERPRISES LLC	71.25	0.196991940	14.04
LEASE & FACILITY MAINTENANCE	TURNCO ENTERPRISES LLC	21.92	0.196991940	4.32
LEASE & FACILITY MAINTENANCE	TURNCO ENTERPRISES LLC	43.84	0.196991940	8.64
LEASE & FACILITY MAINTENANCE	TURNCO ENTERPRISES LLC	322.44	0.196991940	63.51
LEASE & FACILITY MAINTENANCE	MEWBOURNE OIL COMPANY	387.50	0.196991940	76.34
LEASE & FACILITY MAINTENANCE	MEWBOURNE OIL COMPANY	387.50	0.196991940	76.34
MISCELLANEOUS EQUIPMENT RENTAL	MEWBOURNE OIL COMPANY	147.00	0.196991940	28.96
PRIME MOVER / PUMP MAINTENANCE	ODESSA PUMPS & EQUIPMENT	57.28	0.196991940	11.29
PRIME MOVER / PUMP MAINTENANCE	HR COMPRESSION & SERVICE	660.04	0.196991940	130.02
PROFESSIONAL SERVICES	PRICE ENERGY CONSULTING I	60.00	0.196991940	11.82
PUMPING	MEWBOURNE OIL COMPANY	875.00	0.196991940	172.37
PUMPING	MEWBOURNE OIL COMPANY	656.25	0.196991940	129.28
RENTAL SERVICES	GUNS UP SERVICES	113.58	0.196991940	22.37
RENTAL SERVICES	GUNS UP SERVICES	30.28	0.196991940	5.97
RENTAL SERVICES	BASELINE ENERGY SERVICES	59.92	0.196991940	11.81
RENTAL SERVICES	KODIAK GAS SERVICES LLC	937.05	0.196991940	184.59
RENTAL SERVICES	KODIAK GAS SERVICES LLC	4,747.51	0.196991940	935.22
SALT WATER DISPOSAL	OWL SWD OPERATING LLC	4,291.74	0.196991940	845.43
SALT WATER DISPOSAL	NGL WATER SOLUTIONS PERM	118.67	0.196991940	23.38

## MEWBOURNE OIL COMPANY

TOM M RAGSDALE  
400 N SAM HOUSTON PARKWAY EAST  
SUITE 601  
HOUSTON, TX 77060

INVOICE NO.: 202010-08226

INVOICE DATE: 10-31-2020

OWNER: 035904-1

BILLING FOR: October 2020

REFERENCE/DESCRIPTION OF CHARGES		GROSS CHARGES	WORKING INTEREST	NET CHARGE
SALT WATER DISPOSAL	LIMESTONE BASIN PROPERTIE	282.50	0.196991940	55.65
SITE RESTORATION & EXCAVATION	TRINITY OILFIELD SERVICES &	127.08	0.196991940	25.03
OVERHEAD-FIXED RATE	MEWBOURNE OIL COMPANY	881.16	0.197000000	173.58
Total Lease Operating Expense Cost		0.00		29.50

#### Lease Operating Expense

COMPANY SUPERVISION	MEWBOURNE OIL COMPANY	-956.25	0.195498190	-186.95
COMPANY SUPERVISION	MEWBOURNE OIL COMPANY	-318.75	0.195498190	-62.32
COMPANY SUPERVISION	MEWBOURNE OIL COMPANY	-318.75	0.195498190	-62.32
COMPANY SUPERVISION	MEWBOURNE OIL COMPANY	-1,606.50	0.195498190	-314.07
COMPANY SUPERVISION	MEWBOURNE OIL COMPANY	-420.75	0.195498190	-82.26
COMPRESSOR MAINTENANCE	G&A FABRICATION LLC	-141.92	0.195498190	-27.75
COMPRESSOR MAINTENANCE	G&A FABRICATION LLC	-141.92	0.195498190	-27.75
COMPRESSOR MAINTENANCE	G&A FABRICATION LLC	-141.92	0.195498190	-27.75
COMPRESSOR MAINTENANCE	G&A FABRICATION LLC	-113.42	0.195498190	-22.18
COMPRESSOR MAINTENANCE	G&A FABRICATION LLC	-141.92	0.195498190	-27.75
FUEL/ POWER / ELECTRICAL	XCEL ENERGY	-394.86	0.195498190	-77.19
GATHERING/TREATING/DEHYDRATION	LEGACY SAFETY AND CONSUM	-12.17	0.195498190	-2.37
GATHERING/TREATING/DEHYDRATION	LEGACY SAFETY AND CONSUM	-14.75	0.195498190	-2.89
GATHERING/TREATING/DEHYDRATION	LEGACY SAFETY AND CONSUM	-84.99	0.195498190	-16.62
LEASE & FACILITY MAINTENANCE	MEWBOURNE OIL COMPANY	-86.24	0.195498190	-16.86
LEASE & FACILITY MAINTENANCE	GAS WELL SERVICES INC	-23.22	0.195498190	-4.54
LEASE & FACILITY MAINTENANCE	GARNER PUMP & SUPPLY INC	-1.18	0.195498190	-0.24
LEASE & FACILITY MAINTENANCE	GARNER PUMP & SUPPLY INC	-627.19	0.195498190	-122.61
LEASE & FACILITY MAINTENANCE	GARNER PUMP & SUPPLY INC	-85.81	0.195498190	-16.78
LEASE & FACILITY MAINTENANCE	AMERICAN MILLENNIUM COR	-18.12	0.195498190	-3.54
LEASE & FACILITY MAINTENANCE	AMERICAN MILLENNIUM COR	-18.32	0.195498190	-3.58
LEASE & FACILITY MAINTENANCE	TURNCO ENTERPRISES LLC	-190.00	0.195498190	-37.14
LEASE & FACILITY MAINTENANCE	TURNCO ENTERPRISES LLC	-393.69	0.195498190	-76.96
LEASE & FACILITY MAINTENANCE	TURNCO ENTERPRISES LLC	-18.27	0.195498190	-3.57
LEASE & FACILITY MAINTENANCE	TURNCO ENTERPRISES LLC	-71.25	0.195498190	-13.93
LEASE & FACILITY MAINTENANCE	TURNCO ENTERPRISES LLC	-27.69	0.195498190	-5.41
LEASE & FACILITY MAINTENANCE	TURNCO ENTERPRISES LLC	-21.92	0.195498190	-4.29
LEASE & FACILITY MAINTENANCE	TURNCO ENTERPRISES LLC	-43.84	0.195498190	-8.57
LEASE & FACILITY MAINTENANCE	TURNCO ENTERPRISES LLC	-4.61	0.195498190	-0.90
LEASE & FACILITY MAINTENANCE	TURNCO ENTERPRISES LLC	-43.84	0.195498190	-8.57
LEASE & FACILITY MAINTENANCE	TURNCO ENTERPRISES LLC	-274.94	0.195498190	-53.75
LEASE & FACILITY MAINTENANCE	TURNCO ENTERPRISES LLC	-56.90	0.195498190	-11.12
LEASE & FACILITY MAINTENANCE	TURNCO ENTERPRISES LLC	-36.54	0.195498190	-7.14
LEASE & FACILITY MAINTENANCE	TURNCO ENTERPRISES LLC	-14.61	0.195498190	-2.86
LEASE & FACILITY MAINTENANCE	TURNCO ENTERPRISES LLC	-285.00	0.195498190	-55.71
LEASE & FACILITY MAINTENANCE	INGRAM PROFESSIONAL SERV	-118.17	0.195498190	-23.10

## MEWBOURNE OIL COMPANY

TOM M RAGSDALE  
400 N SAM HOUSTON PARKWAY EAST  
SUITE 601  
HOUSTON, TX 77060

INVOICE NO.: 202010-08226  
INVOICE DATE: 10-31-2020  
OWNER: 035904-1  
BILLING FOR: October 2020

REFERENCE/DESCRIPTION OF CHARGES		GROSS CHARGES	WORKING INTEREST	NET CHARGE
LEASE & FACILITY MAINTENANCE	TRINITY OILFIELD SERVICES &	-360.82	0.195498190	-70.54
LEASE & FACILITY MAINTENANCE	EP&S LLC	-45.39	0.195498190	-8.87
LEASE & FACILITY MAINTENANCE	EP&S LLC	-129.38	0.195498190	-25.29
LEASE & FACILITY MAINTENANCE	AY TRUCKING INC	-11.57	0.195498190	-2.27
LEASE & FACILITY MAINTENANCE	AY TRUCKING INC	-24.25	0.195498190	-4.74
LEASE & FACILITY MAINTENANCE	AY TRUCKING INC	-27.90	0.195498190	-5.46
LEASE & FACILITY MAINTENANCE	AY TRUCKING INC	-33.96	0.195498190	-6.64
LEASE & FACILITY MAINTENANCE	AY TRUCKING INC	-94.61	0.195498190	-18.49
LEASE & FACILITY MAINTENANCE	AY TRUCKING INC	-362.68	0.195498190	-70.90
LEASE & FACILITY MAINTENANCE	AY TRUCKING INC	-12.85	0.195498190	-2.51
LEASE & FACILITY MAINTENANCE	AY TRUCKING INC	-11.57	0.195498190	-2.27
LEASE & FACILITY MAINTENANCE	AY TRUCKING INC	-15.28	0.195498190	-2.99
LEASE & FACILITY MAINTENANCE	AY TRUCKING INC	-13.34	0.195498190	-2.61
LEASE & FACILITY MAINTENANCE	LEGACY SAFETY AND CONSUM	-37.43	0.195498190	-7.32
LEASE & FACILITY MAINTENANCE	LEGACY SAFETY AND CONSUM	-51.19	0.195498190	-10.01
LEASE & FACILITY MAINTENANCE	MEWBOURNE OIL COMPANY	-387.50	0.195498190	-75.76
MISCELLANEOUS EQUIPMENT RENTAL	MEWBOURNE OIL COMPANY	-220.50	0.195498190	-43.11
PRIME MOVER / PUMP MAINTENANCE	HR COMPRESSION & SERVICES	-57.38	0.195498190	-11.22
PRIME MOVER / PUMP MAINTENANCE	HR COMPRESSION & SERVICES	-55.12	0.195498190	-10.78
PRIME MOVER / PUMP MAINTENANCE	HR COMPRESSION & SERVICES	-132.46	0.195498190	-25.90
PUMPING	MEWBOURNE OIL COMPANY	-900.00	0.195498190	-175.95
PUMPING	MEWBOURNE OIL COMPANY	-450.00	0.195498190	-87.98
RENTAL SERVICES	GUNS UP SERVICES	-257.44	0.195498190	-50.33
RENTAL SERVICES	KODIAK GAS SERVICES LLC	-4,747.51	0.195498190	-928.13
RENTAL SERVICES	KODIAK GAS SERVICES LLC	-4,747.51	0.195498190	-928.13
RENTAL SERVICES	GRAVITY OILFIELD SERVICES	-31.15	0.195498190	-6.09
RENTAL SERVICES	GRAVITY OILFIELD SERVICES	-32.19	0.195498190	-6.29
RENTAL SERVICES	GRAVITY OILFIELD SERVICES	-31.15	0.195498190	-6.09
SALT WATER DISPOSAL	OWL SWD OPERATING LLC	-50.11	0.195498190	-9.79
SALT WATER DISPOSAL	OWL SWD OPERATING LLC	-42.73	0.195498190	-8.35
SALT WATER DISPOSAL	OWL SWD OPERATING LLC	-6,995.16	0.195498190	-1,367.53
SALT WATER DISPOSAL	NGL WATER SOLUTIONS PERM	-715.00	0.195498190	-139.78
SALT WATER DISPOSAL	AY TRUCKING INC	-101.88	0.195498190	-19.92
SALT WATER DISPOSAL	AY TRUCKING INC	-135.85	0.195498190	-26.56
SALT WATER DISPOSAL	LIMESTONE BASIN PROPERTIE	-460.46	0.195498190	-90.02
SITE RESTORATION & EXCAVATION	SUNDANCE SERVICES WEST I	-189.14	0.195498190	-36.98
SITE RESTORATION & EXCAVATION	SUNDANCE SERVICES WEST I	-10.93	0.195498190	-2.13
OVERHEAD-FIXED RATE	MEWBOURNE OIL COMPANY	-881.16	0.195500000	-172.27
COMPANY SUPERVISION	MEWBOURNE OIL COMPANY	956.25	0.196991940	188.38
COMPANY SUPERVISION	MEWBOURNE OIL COMPANY	318.75	0.196991940	62.80
COMPANY SUPERVISION	MEWBOURNE OIL COMPANY	318.75	0.196991940	62.80
COMPANY SUPERVISION	MEWBOURNE OIL COMPANY	1,606.50	0.196991940	316.47



## MEWBOURNE OIL COMPANY

TOM M RAGSDALE  
400 N SAM HOUSTON PARKWAY EAST  
SUITE 601  
HOUSTON, TX 77060

INVOICE NO.: 202010-08226  
INVOICE DATE: 10-31-2020  
OWNER: 035904-1  
BILLING FOR: October 2020

REFERENCE/DESCRIPTION OF CHARGES		GROSS CHARGES	WORKING INTEREST	NET CHARGE
COMPANY SUPERVISION	MEWBOURNE OIL COMPANY	420.75	0.196991940	82.89
COMPRESSOR MAINTENANCE	G&A FABRICATION LLC	141.92	0.196991940	27.96
COMPRESSOR MAINTENANCE	G&A FABRICATION LLC	141.92	0.196991940	27.96
COMPRESSOR MAINTENANCE	G&A FABRICATION LLC	141.92	0.196991940	27.96
COMPRESSOR MAINTENANCE	G&A FABRICATION LLC	113.42	0.196991940	22.35
COMPRESSOR MAINTENANCE	G&A FABRICATION LLC	141.92	0.196991940	27.96
FUEL/ POWER / ELECTRICAL	XCEL ENERGY	394.86	0.196991940	77.78
GATHERING/TREATING/DEHYDRATION	LEGACY SAFETY AND CONSULTING	12.17	0.196991940	2.39
GATHERING/TREATING/DEHYDRATION	LEGACY SAFETY AND CONSULTING	14.75	0.196991940	2.91
GATHERING/TREATING/DEHYDRATION	LEGACY SAFETY AND CONSULTING	84.99	0.196991940	16.75
LEASE & FACILITY MAINTENANCE	MEWBOURNE OIL COMPANY	86.24	0.196991940	16.99
LEASE & FACILITY MAINTENANCE	GAS WELL SERVICES INC	23.22	0.196991940	4.57
LEASE & FACILITY MAINTENANCE	GARNER PUMP & SUPPLY INC	1.18	0.196991940	0.24
LEASE & FACILITY MAINTENANCE	GARNER PUMP & SUPPLY INC	627.19	0.196991940	123.55
LEASE & FACILITY MAINTENANCE	GARNER PUMP & SUPPLY INC	85.81	0.196991940	16.91
LEASE & FACILITY MAINTENANCE	AMERICAN MILLENNIUM CORP	18.12	0.196991940	3.57
LEASE & FACILITY MAINTENANCE	AMERICAN MILLENNIUM CORP	18.32	0.196991940	3.61
LEASE & FACILITY MAINTENANCE	TURNCO ENTERPRISES LLC	190.00	0.196991940	37.42
LEASE & FACILITY MAINTENANCE	TURNCO ENTERPRISES LLC	393.69	0.196991940	77.55
LEASE & FACILITY MAINTENANCE	TURNCO ENTERPRISES LLC	18.27	0.196991940	3.60
LEASE & FACILITY MAINTENANCE	TURNCO ENTERPRISES LLC	71.25	0.196991940	14.04
LEASE & FACILITY MAINTENANCE	TURNCO ENTERPRISES LLC	27.69	0.196991940	5.45
LEASE & FACILITY MAINTENANCE	TURNCO ENTERPRISES LLC	21.92	0.196991940	4.32
LEASE & FACILITY MAINTENANCE	TURNCO ENTERPRISES LLC	43.84	0.196991940	8.64
LEASE & FACILITY MAINTENANCE	TURNCO ENTERPRISES LLC	4.61	0.196991940	0.91
LEASE & FACILITY MAINTENANCE	TURNCO ENTERPRISES LLC	43.84	0.196991940	8.64
LEASE & FACILITY MAINTENANCE	TURNCO ENTERPRISES LLC	274.94	0.196991940	54.16
LEASE & FACILITY MAINTENANCE	TURNCO ENTERPRISES LLC	56.90	0.196991940	11.21
LEASE & FACILITY MAINTENANCE	TURNCO ENTERPRISES LLC	36.54	0.196991940	7.19
LEASE & FACILITY MAINTENANCE	TURNCO ENTERPRISES LLC	14.61	0.196991940	2.88
LEASE & FACILITY MAINTENANCE	TURNCO ENTERPRISES LLC	285.00	0.196991940	56.14
LEASE & FACILITY MAINTENANCE	INGRAM PROFESSIONAL SERVICES	118.17	0.196991940	23.28
LEASE & FACILITY MAINTENANCE	TRINITY OILFIELD SERVICES & LOGISTICS	360.82	0.196991940	71.08
LEASE & FACILITY MAINTENANCE	EP&S LLC	45.39	0.196991940	8.94
LEASE & FACILITY MAINTENANCE	EP&S LLC	129.38	0.196991940	25.48
LEASE & FACILITY MAINTENANCE	AY TRUCKING INC	11.57	0.196991940	2.29
LEASE & FACILITY MAINTENANCE	AY TRUCKING INC	24.25	0.196991940	4.78
LEASE & FACILITY MAINTENANCE	AY TRUCKING INC	27.90	0.196991940	5.50
LEASE & FACILITY MAINTENANCE	AY TRUCKING INC	33.96	0.196991940	6.69
LEASE & FACILITY MAINTENANCE	AY TRUCKING INC	94.61	0.196991940	18.63
LEASE & FACILITY MAINTENANCE	AY TRUCKING INC	362.68	0.196991940	71.44
LEASE & FACILITY MAINTENANCE	AY TRUCKING INC	12.85	0.196991940	2.53

## MEWBOURNE OIL COMPANY

TOM M RAGSDALE  
400 N SAM HOUSTON PARKWAY EAST  
SUITE 601  
HOUSTON, TX 77060

INVOICE NO.: 202010-08226  
INVOICE DATE: 10-31-2020  
OWNER: 035904-1  
BILLING FOR: October 2020

REFERENCE/DESCRIPTION OF CHARGES		GROSS CHARGES	WORKING INTEREST	NET CHARGE
LEASE & FACILITY MAINTENANCE	AY TRUCKING INC	11.57	0.196991940	2.29
LEASE & FACILITY MAINTENANCE	AY TRUCKING INC	15.28	0.196991940	3.01
LEASE & FACILITY MAINTENANCE	AY TRUCKING INC	13.34	0.196991940	2.63
LEASE & FACILITY MAINTENANCE	LEGACY SAFETY AND CONSUM	37.43	0.196991940	7.38
LEASE & FACILITY MAINTENANCE	LEGACY SAFETY AND CONSUM	51.19	0.196991940	10.09
LEASE & FACILITY MAINTENANCE	MEWBOURNE OIL COMPANY	387.50	0.196991940	76.34
MISCELLANEOUS EQUIPMENT RENTAL	MEWBOURNE OIL COMPANY	220.50	0.196991940	43.44
PRIME MOVER / PUMP MAINTENANCE	HR COMPRESSION & SERVICE	57.38	0.196991940	11.31
PRIME MOVER / PUMP MAINTENANCE	HR COMPRESSION & SERVICE	55.12	0.196991940	10.86
PRIME MOVER / PUMP MAINTENANCE	HR COMPRESSION & SERVICE	132.46	0.196991940	26.10
PUMPING	MEWBOURNE OIL COMPANY	900.00	0.196991940	177.29
PUMPING	MEWBOURNE OIL COMPANY	450.00	0.196991940	88.65
RENTAL SERVICES	GUNS UP SERVICES	257.44	0.196991940	50.71
RENTAL SERVICES	KODIAK GAS SERVICES LLC	4,747.51	0.196991940	935.22
RENTAL SERVICES	KODIAK GAS SERVICES LLC	4,747.51	0.196991940	935.22
RENTAL SERVICES	GRAVITY OILFIELD SERVICES	31.15	0.196991940	6.14
RENTAL SERVICES	GRAVITY OILFIELD SERVICES	32.19	0.196991940	6.34
RENTAL SERVICES	GRAVITY OILFIELD SERVICES	31.15	0.196991940	6.14
SALT WATER DISPOSAL	OWL SWD OPERATING LLC	50.11	0.196991940	9.86
SALT WATER DISPOSAL	OWL SWD OPERATING LLC	42.73	0.196991940	8.41
SALT WATER DISPOSAL	OWL SWD OPERATING LLC	6,995.16	0.196991940	1,377.98
SALT WATER DISPOSAL	NGL WATER SOLUTIONS PERM	715.00	0.196991940	140.85
SALT WATER DISPOSAL	AY TRUCKING INC	101.88	0.196991940	20.07
SALT WATER DISPOSAL	AY TRUCKING INC	135.85	0.196991940	26.76
SALT WATER DISPOSAL	LIMESTONE BASIN PROPERTIE	460.46	0.196991940	90.71
SITE RESTORATION & EXCAVATION	SUNDANCE SERVICES WEST IT	189.14	0.196991940	37.26
SITE RESTORATION & EXCAVATION	SUNDANCE SERVICES WEST IT	10.93	0.196991940	2.15
OVERHEAD-FIXED RATE	MEWBOURNE OIL COMPANY	881.16	0.197000000	173.58
Total Lease Operating Expense Cost		0.00		45.04
<u>Lease Operating Expense</u>				
AUTOMATION MAINTENANCE	AMERICAN MILLENNIUM COR	19.30	0.196991940	3.80
AUTOMATION MAINTENANCE	TANKLOGIX LLC	2,464.91	0.196991940	485.56
CHEMICALS-WATER TREATING	CATALYST OILFIELD SERVICE	1,146.69	0.196991940	225.88
COMPANY SUPERVISION	MEWBOURNE OIL COMPANY	1,762.50	0.196991940	347.20
COMPANY SUPERVISION	MEWBOURNE OIL COMPANY	293.75	0.196991940	57.86
COMPANY SUPERVISION	MEWBOURNE OIL COMPANY	681.50	0.196991940	134.26
EMISSIONS CONTROL EQUIPMENT MAINTENANCE	G&A FABRICATION LLC	152.36	0.196991940	30.01
EMISSIONS CONTROL EQUIPMENT MAINTENANCE	VAPROX LLC	135.90	0.196991940	26.77
FUEL/ POWER / ELECTRICAL	XCEL ENERGY	346.10	0.196991940	68.18
GATHERING/TREATING/DEHYDRATION	LEGACY SAFETY AND CONSUM	31.82	0.196991940	6.27
LEASE & FACILITY	MEWBOURNE OIL COMPANY	700.00	0.196991940	137.90

## MEWBOURNE OIL COMPANY

Page 24

TOM M RAGSDALE  
400 N SAM HOUSTON PARKWAY EAST  
SUITE 601  
HOUSTON, TX 77060

INVOICE NO.: 202010-08226

INVOICE DATE: 10-31-2020

OWNER: 035904-1

BILLING FOR: October 2020

REFERENCE/DESCRIPTION OF CHARGES		GROSS CHARGES	WORKING INTEREST	NET CHARGE
LEASE & FACILITY	MEWBOURNE OIL COMPANY	350.00	0.196991940	68.95
LEASE & FACILITY	MEWBOURNE OIL COMPANY	175.00	0.196991940	34.47
LEASE & FACILITY MAINTENANCE	T&J VALVE	136.99	0.196991940	26.99
LEASE & FACILITY MAINTENANCE	CUSTOM WELDING OF HOBBS	894.10	0.196991940	176.13
LEASE & FACILITY MAINTENANCE	K&S OILFIELD SUPPLIES LLC	379.73	0.196991940	74.80
LEASE & FACILITY MAINTENANCE	K&S OILFIELD SUPPLIES LLC	227.99	0.196991940	44.91
LEASE & FACILITY MAINTENANCE	K&S OILFIELD SUPPLIES LLC	19.56	0.196991940	3.86
LEASE & FACILITY MAINTENANCE	K&S OILFIELD SUPPLIES LLC	130.59	0.196991940	25.72
LEASE & FACILITY MAINTENANCE	TRM LLC	148.68	0.196991940	29.29
LEASE & FACILITY MAINTENANCE	TURNCO ENTERPRISES LLC	213.75	0.196991940	42.10
LEASE & FACILITY MAINTENANCE	TURNCO ENTERPRISES LLC	95.00	0.196991940	18.71
LEASE & FACILITY MAINTENANCE	TURNCO ENTERPRISES LLC	142.50	0.196991940	28.08
LEASE & FACILITY MAINTENANCE	TURNCO ENTERPRISES LLC	118.75	0.196991940	23.39
LEASE & FACILITY MAINTENANCE	TURNCO ENTERPRISES LLC	322.44	0.196991940	63.52
LEASE & FACILITY MAINTENANCE	TURNCO ENTERPRISES LLC	51.15	0.196991940	10.07
LEASE & FACILITY MAINTENANCE	TURNCO ENTERPRISES LLC	118.75	0.196991940	23.39
LEASE & FACILITY MAINTENANCE	TURNCO ENTERPRISES LLC	13.07	0.196991940	2.58
LEASE & FACILITY MAINTENANCE	TURNCO ENTERPRISES LLC	42.50	0.196991940	8.37
LEASE & FACILITY MAINTENANCE	TURNCO ENTERPRISES LLC	68.61	0.196991940	13.52
LEASE & FACILITY MAINTENANCE	TRINITY OILFIELD SERVICES &	72.54	0.196991940	14.29
LEASE & FACILITY MAINTENANCE	TRINITY OILFIELD SERVICES &	34.28	0.196991940	6.76
LEASE & FACILITY MAINTENANCE	TRINITY OILFIELD SERVICES &	31.65	0.196991940	6.23
LEASE & FACILITY MAINTENANCE	TRINITY OILFIELD SERVICES &	31.65	0.196991940	6.23
LEASE & FACILITY MAINTENANCE	TRINITY OILFIELD SERVICES &	60.01	0.196991940	11.83
LEASE & FACILITY MAINTENANCE	TRINITY OILFIELD SERVICES &	111.44	0.196991940	21.95
LEASE & FACILITY MAINTENANCE	EP&S LLC	65.55	0.196991940	12.91
MISCELLANEOUS EQUIPMENT RENTAL	MEWBOURNE OIL COMPANY	260.40	0.196991940	51.30
OVERHEAD-FIXED RATE	MEWBOURNE OIL COMPANY	881.16	0.196991940	173.58
PRIME MOVER / PUMP MAINTENANCE	HR COMPRESSION & SERVICES	243.24	0.196991940	47.91
PUMPING	MEWBOURNE OIL COMPANY	850.00	0.196991940	167.44
PUMPING	MEWBOURNE OIL COMPANY	425.00	0.196991940	83.72
RENTAL SERVICES	MICO RENTALS	44.06	0.196991940	8.68
RENTAL SERVICES	KODIAK GAS SERVICES LLC	4,747.51	0.196991940	935.22
RENTAL SERVICES	KODIAK GAS SERVICES LLC	4,747.51	0.196991940	935.22
RENTAL SERVICES	GRAVITY OILFIELD SERVICES	23.47	0.196991940	4.62
RENTAL SERVICES	GRAVITY OILFIELD SERVICES	22.71	0.196991940	4.47
SALT WATER DISPOSAL	TRINITY OILFIELD SERVICES &	39.56	0.196991940	7.79
SALT WATER DISPOSAL	TRINITY OILFIELD SERVICES &	32.97	0.196991940	6.49
SALT WATER DISPOSAL	TRINITY OILFIELD SERVICES &	51.43	0.196991940	10.14
SALT WATER DISPOSAL	OWL SWD OPERATING LLC	4,012.97	0.196991940	790.52
SALT WATER DISPOSAL	OWL SWD OPERATING LLC	3,763.06	0.196991940	741.29
SALT WATER DISPOSAL	LIMESTONE BASIN PROPERTIE	247.68	0.196991940	48.79

## MEWBOURNE OIL COMPANY

TOM M RAGSDALE  
400 N SAM HOUSTON PARKWAY EAST  
SUITE 601  
HOUSTON, TX 77060

INVOICE NO.: 202010-08226  
INVOICE DATE: 10-31-2020  
OWNER: 035904-1  
BILLING FOR: October 2020

REFERENCE/DESCRIPTION OF CHARGES		GROSS CHARGES	WORKING INTEREST	NET CHARGE
SITE RESTORATION & EXCAVATION	SUNDANCE SERVICES WEST II	52.32	0.196991940	10.30
Total Lease Operating Expense Cost		32,236.16		6,350.22
<b>62958000-30 SUBTOTAL</b>		<b>32,236.16</b>	<b>6,424.76</b>	
<b>PROPERTY 62958000 TOTAL</b>		<b>32,236.16</b>	<b>6,403.22</b>	
<b>PROPERTY: 72185000 72185000-10 CREEDENCE 21/16 W0FC ST COM 4H</b>				
<u>Intangible Well Cost</u>				
EQUIPMENT RENTAL	OIL PATCH GROUP INC	2,852.48	0.006363620	18.15
EQUIPMENT RENTAL	OIL PATCH GROUP INC	1,042.64	0.006363620	6.64
Total Intangible Well Cost Cost		3,895.12		24.79
<b>72185000-10 SUBTOTAL</b>		<b>3,895.12</b>	<b>24.79</b>	
<b>PROPERTY: 72185000 72185000-20 CREEDENCE 21/16 W0FC ST COM 4H</b>				
<u>Intangible Well Cost</u>				
CASING / TUBING / SNUBBING SERVICES	THRU TUBING SOLUTIONS INC	32,210.06	0.006363620	204.97
CASING / TUBING / SNUBBING SERVICES	QES PRESSURE CONTROL LLC	49,293.11	0.006363620	313.68
CASING / TUBING / SNUBBING SERVICES	WELL FOAM INC	31,915.58	0.006363620	203.10
CASING / TUBING / SNUBBING SERVICES	TAUREX DRILL BITS LLC	2,489.80	0.006363620	15.84
CASING / TUBING / SNUBBING SERVICES	DIVINE WIRELINE SOLUTIONS	3,738.44	0.006363620	23.79
COMPANY SUPERVISION	MEWBOURNE OIL COMPANY	575.00	0.006363620	3.66
LOCATION / RESTORATION	SUNDANCE SERVICES WEST II	85.85	0.006363620	0.55
LOCATION / ROAD / SITE / PREPARATION	TRINITY OILFIELD SERVICES &	2,109.06	0.006363620	13.42
OVERHEAD FIXED RATE	MEWBOURNE OIL COMPANY	309.09	0.006363620	1.97
REGULATORY PERMITS & SURVEYS	PRICE ENERGY CONSULTING I	1,750.00	0.006363620	11.14
STIMULATION TOE PREPARATION	WELL FOAM INC	5,076.48	0.006363620	32.30
STIMULATION TOE PREPARATION	GUNS UP SERVICES	9,223.51	0.006363620	58.70
STIMULATION TOE PREPARATION	GUNS UP SERVICES	360.57	0.006363620	2.29
STIMULATION TOE PREPARATION	SARGE TRUCKING SERVICES, I	279.88	0.006363620	1.78
Total Intangible Well Cost Cost		139,416.43		887.19
<u>Tangible Well Cost</u>				
TUBING HEAD & UPPER SECTION	DIVINE WIRELINE SOLUTIONS	4,044.46	0.006363620	25.74
Total Tangible Well Cost Cost		4,044.46		25.74
<u>Equipment Beyond Wellhead</u>				
ELECTRICAL INSTALLATIONS	INGRAM PROFESSIONAL SERV	265.80	0.006363620	1.69
PIPE LINE CONSTRUCTION	FERGUSON CONSTRUCTION CO	6,376.88	0.006363620	40.58
Total Equipment Beyond Wellhead Cost		6,642.68		42.27
<b>72185000-20 SUBTOTAL</b>		<b>150,103.57</b>	<b>955.20</b>	
<b>PROPERTY 72185000 TOTAL</b>		<b>153,998.69</b>	<b>979.99</b>	
<b>72185000PREPAYMENTS</b>				<b>-979.99</b>
<b>PROPERTY: 72186000 72186000-10 CREEDENCE 21/16 W1FC ST COM 3H</b>				

## MEWBOURNE OIL COMPANY

TOM M RAGSDALE  
400 N SAM HOUSTON PARKWAY EAST  
SUITE 601  
HOUSTON, TX 77060

INVOICE NO.: 202010-08226  
INVOICE DATE: 10-31-2020  
OWNER: 035904-1  
BILLING FOR: October 2020

REFERENCE/DESCRIPTION OF CHARGES		GROSS CHARGES	WORKING INTEREST	NET CHARGE
<u>Intangible Well Cost</u>				
EQUIPMENT RENTAL	OIL PATCH GROUP INC	2,852.47	0.006363620	18.15
EQUIPMENT RENTAL	OIL PATCH GROUP INC	1,042.61	0.006363620	6.63
Total Intangible Well Cost Cost		3,895.08		24.78
<b>72186000-10 SUBTOTAL</b>		<b>3,895.08</b>	<b>24.78</b>	
<b>PROPERTY: 72186000 72186000-20 CREEDENCE 21/16 W1FC ST COM 3H</b>				
<u>Intangible Well Cost</u>				
COMPANY SUPERVISION	MEWBOURNE OIL COMPANY	575.00	0.006363620	3.66
LOCATION / RESTORATION	SUNDANCE SERVICES WEST I	85.85	0.006363620	0.55
OVERHEAD FIXED RATE	MEWBOURNE OIL COMPANY	306.81	0.006363620	1.95
REGULATORY PERMITS & SURVEYS	PRICE ENERGY CONSULTING I	1,750.00	0.006363620	11.14
STIMULATION TOE PREPARATION	GUNS UP SERVICES	5,100.14	0.006363620	32.46
Total Intangible Well Cost Cost		7,817.80		49.76
<u>Equipment Beyond Wellhead</u>				
ELECTRICAL INSTALLATIONS	INGRAM PROFESSIONAL SERV	265.70	0.006363620	1.69
PIPE LINE CONSTRUCTION	FERGUSON CONSTRUCTION C	6,376.91	0.006363620	40.58
Total Equipment Beyond Wellhead Cost		6,642.61		42.27
<b>72186000-20 SUBTOTAL</b>		<b>14,460.41</b>	<b>92.03</b>	
<b>PROPERTY: 72186000 72186000-30 CREEDENCE 21/16 W1FC ST COM 3H</b>				
<u>Lease Operating Expense</u>				
SALT WATER DISPOSAL	RAZ OIL AND GAS	89.15	0.006363620	0.57
Total Lease Operating Expense Cost		89.15		0.57
<b>72186000-30 SUBTOTAL</b>		<b>89.15</b>	<b>0.57</b>	
<b>PROPERTY 72186000 TOTAL</b>		<b>18,444.64</b>	<b>117.38</b>	
<b>72186000PREPAYMENTS</b>				<b>-117.38</b>
<b>PROPERTY: 72310000 72310000-10 IBEX 15/10 B1PA FED COM 2H</b>				
<u>Intangible Well Cost</u>				
BITS	NATIONAL OILWELL DHT LP	8,019.62	0.000539020	4.32
BITS	NATIONAL OILWELL DHT LP	8,019.62	0.000539020	4.32
COMPANY SUPERVISION	MEWBOURNE OIL COMPANY	600.00	0.000539020	0.32
COMPANY SUPERVISION	MEWBOURNE OIL COMPANY	3,600.00	0.000539020	1.94
COMPANY SUPERVISION	MEWBOURNE OIL COMPANY	6,897.25	0.000539020	3.72
COMPANY SUPERVISION	MEWBOURNE OIL COMPANY	12,925.00	0.000539020	6.97
COMPANY SUPERVISION	MEWBOURNE OIL COMPANY	2,350.00	0.000539020	1.27
COMPANY SUPERVISION	MEWBOURNE OIL COMPANY	11,550.00	0.000539020	6.23
COMPANY SUPERVISION	MEWBOURNE OIL COMPANY	1,600.00	0.000539020	0.86
COMPANY SUPERVISION	MEWBOURNE OIL COMPANY	14,100.00	0.000539020	7.60
COMPANY SUPERVISION	MEWBOURNE OIL COMPANY	13,200.00	0.000539020	7.12
COMPANY SUPERVISION	MEWBOURNE OIL COMPANY	17,625.00	0.000539020	9.50



## MEWBOURNE OIL COMPANY

TOM M RAGSDALE  
400 N SAM HOUSTON PARKWAY EAST  
SUITE 601  
HOUSTON, TX 77060

INVOICE NO.: 202010-08226  
INVOICE DATE: 10-31-2020  
OWNER: 035904-1  
BILLING FOR: October 2020

REFERENCE/DESCRIPTION OF CHARGES		GROSS CHARGES	WORKING INTEREST	NET CHARGE
COMPANY SUPERVISION	MEWBOURNE OIL COMPANY	15,862.50	0.000539020	8.55
COMPANY SUPERVISION	MEWBOURNE OIL COMPANY	4,112.50	0.000539020	2.22
COMPANY SUPERVISION	MEWBOURNE OIL COMPANY	19,800.00	0.000539020	10.67
COMPANY SUPERVISION	MEWBOURNE OIL COMPANY	12,337.50	0.000539020	6.65
COMPANY SUPERVISION	MEWBOURNE OIL COMPANY	1,175.00	0.000539020	0.63
COMPANY SUPERVISION	MEWBOURNE OIL COMPANY	3,200.00	0.000539020	1.72
COMPANY SUPERVISION	MEWBOURNE OIL COMPANY	17,625.00	0.000539020	9.50
COMPANY SUPERVISION	MEWBOURNE OIL COMPANY	2,643.75	0.000539020	1.43
COMPANY SUPERVISION	MEWBOURNE OIL COMPANY	14,850.00	0.000539020	8.00
DAYWORK / TURNKEY / FOOTAGE DRILLING	PATTERSON UTI DRILLING CO	431,558.00	0.000539020	232.62
DIRECTIONAL SERVICES	STRYKER ENERGY DIRECTION	-12,089.38	0.000539020	-6.52
DIRECTIONAL SERVICES	STRYKER ENERGY DIRECTION	339,006.57	0.000539020	182.73
DIRECTIONAL SERVICES	ALTITUDE ENERGY PARTNER	19,072.49	0.000539020	10.28
DIRECTIONAL SERVICES	ALTITUDE ENERGY PARTNER	-6,887.29	0.000539020	-3.71
EQUIPMENT RENTAL	MAN WELDING SERVICE	2,532.00	0.000539020	1.36
EQUIPMENT RENTAL	MAN WELDING SERVICE	1,055.00	0.000539020	0.57
EQUIPMENT RENTAL	PASON SYSTEMS USA CORPOR	20,423.77	0.000539020	11.01
EQUIPMENT RENTAL	WEATHERFORD US LP	6,360.69	0.000539020	3.43
EQUIPMENT RENTAL	AMERICAN SAFETY SERVICES	2,546.34	0.000539020	1.37
EQUIPMENT RENTAL	DIVINE ENERGY SERVICES LL	1,674.82	0.000539020	0.90
EQUIPMENT RENTAL	DIVINE ENERGY SERVICES LL	2,866.85	0.000539020	1.55
EQUIPMENT RENTAL	DIVINE ENERGY SERVICES LL	4,934.74	0.000539020	2.66
EQUIPMENT RENTAL	CAMPBELL OILFIELD SERVICE	25,491.39	0.000539020	13.74
EQUIPMENT RENTAL	LA ENTERPRISE SERVICES INC	105.13	0.000539020	0.06
EQUIPMENT RENTAL	LA ENTERPRISE SERVICES INC	294.35	0.000539020	0.16
EQUIPMENT RENTAL	OIL PATCH GROUP INC	529.79	0.000539020	0.29
EQUIPMENT RENTAL	OIL PATCH GROUP INC	2,913.85	0.000539020	1.57
EQUIPMENT RENTAL	DRILLING TOOLS INTERNATIC	10,550.00	0.000539020	5.69
EQUIPMENT RENTAL	D WEBB INDUSTRIES LLC	3,604.82	0.000539020	1.94
EQUIPMENT RENTAL	PATTERSON UTI DRILLING CO	6,857.49	0.000539020	3.70
FUEL	FRONK OIL COMPANY INC	9,783.23	0.000539020	5.27
FUEL	FRONK OIL COMPANY INC	9,987.06	0.000539020	5.38
FUEL	FRONK OIL COMPANY INC	10,170.81	0.000539020	5.48
INSPECTION & REPAIR SERVICES	CONNECTION INSPECTION SEI	2,537.86	0.000539020	1.37
INSPECTION & REPAIR SERVICES	BLAIR TOOL LLC	170.90	0.000539020	0.09
INSPECTION & REPAIR SERVICES	DIVINE ENERGY SERVICES LL	961.32	0.000539020	0.52
INSPECTION & REPAIR SERVICES	PATTERSON UTI DRILLING CO	5,789.32	0.000539020	3.12
INTANGIBLE SUPPLIES	NATIONAL OILWELL VARCO I	3,232.59	0.000539020	1.74
LOCATION / RESTORATION	AGAVE TRANSPORTATION SEI	929.13	0.000539020	0.50
LOCATION / RESTORATION	AGAVE TRANSPORTATION SEI	6,551.44	0.000539020	3.53
LOCATION / RESTORATION	AGAVE TRANSPORTATION SEI	1,583.75	0.000539020	0.85
LOCATION / RESTORATION	AGAVE TRANSPORTATION SEI	1,495.32	0.000539020	0.81

## MEWBOURNE OIL COMPANY

Page 28

TOM M RAGSDALE  
400 N SAM HOUSTON PARKWAY EAST  
SUITE 601  
HOUSTON, TX 77060

INVOICE NO.: 202010-08226  
INVOICE DATE: 10-31-2020  
OWNER: 035904-1  
BILLING FOR: October 2020

REFERENCE/DESCRIPTION OF CHARGES		GROSS CHARGES	WORKING INTEREST	NET CHARGE
LOCATION / RESTORATION	AGAVE TRANSPORTATION SEI	8,089.37	0.000539020	4.36
LOCATION / RESTORATION	AGAVE TRANSPORTATION SEI	5,601.19	0.000539020	3.02
LOCATION / RESTORATION	AGAVE TRANSPORTATION SEI	3,963.33	0.000539020	2.14
LOCATION / RESTORATION	QATAR LLC	645.87	0.000539020	0.35
LOCATION / RESTORATION	MILESTONE ENVIRONMENTAL	6,455.00	0.000539020	3.48
LOCATION / RESTORATION	MILESTONE ENVIRONMENTAL	950.00	0.000539020	0.51
LOCATION / RESTORATION	MILESTONE ENVIRONMENTAL	3,187.50	0.000539020	1.72
LOCATION / RESTORATION	NORTHERN DELAWARE BASIN	11,910.98	0.000539020	6.42
LOCATION / ROAD / SITE / PREPARATION	INGRAM PROFESSIONAL SERV	3,979.78	0.000539020	2.15
MUD - SPECIALIZED	PATTERSON UTI DRILLING CO	5,158.95	0.000539020	2.78
MUD / CHEMICAL / ADDITIVES	HALLIBURTON ENERGY SERV	74,570.53	0.000539020	40.20
MUD / CHEMICAL / ADDITIVES	FRONK OIL COMPANY INC	10,441.93	0.000539020	5.63
MUD / CHEMICAL / ADDITIVES	FRONK OIL COMPANY INC	10,490.95	0.000539020	5.65
MUD / CHEMICAL / ADDITIVES	MEWBOURNE OIL COMPANY-I	4,556.68	0.000539020	2.46
OVERHEAD FIXED RATE	MEWBOURNE OIL COMPANY	7,342.96	0.000539020	3.96
RIG MOBILIZATION / DEMOBILIZATION	TDJ OILFIELD SERVICES LLC	1,529.58	0.000539020	0.82
TESTING & FLOWBACK SERVICES	MAN WELDING SERVICE	2,848.50	0.000539020	1.54
TRANSPORTATION	DIVINE ENERGY SERVICES LL	-205.08	0.000539020	-0.11
TRANSPORTATION	DIVINE ENERGY SERVICES LL	854.50	0.000539020	0.46
TRANSPORTATION	TEJAS HOT SHOT SERVICE &	428.00	0.000539020	0.23
TRANSPORTATION	J & C HOT SHOT SERVICE	500.00	0.000539020	0.27
WATER AND OTHER	AGAVE TRANSPORTATION SEI	3,574.24	0.000539020	1.93
WATER AND OTHER	AGAVE TRANSPORTATION SEI	897.46	0.000539020	0.48
WATER AND OTHER	AGAVE TRANSPORTATION SEI	893.56	0.000539020	0.48
WATER AND OTHER	ACCELERATED WATER RESOL	1,761.87	0.000539020	0.95
WATER AND OTHER	ACCELERATED WATER RESOL	15,284.55	0.000539020	8.24
Total Intangible Well Cost Cost		1,294,399.09		697.72

## 72310000-10 SUBTOTAL

1,294,399.09

697.72

PROPERTY: 72310000 72310000-20 IBEX 15/10 B1PA FED COM 2H

Intangible Well Cost

CASING / TUBING / SNUBBING SERVICES	BUTCH'S RAT HOLE & ANCHOR	5,449.08	0.000539020	2.94
CEMENTING	PAR FIVE ENERGY SERVICES I	62,849.92	0.000539020	33.88
CEMENTING	PAR FIVE ENERGY SERVICES I	-20,500.46	0.000539020	-11.05
COMPANY SUPERVISION	MEWBOURNE OIL COMPANY	2,350.00	0.000539020	1.27
COMPANY SUPERVISION	MEWBOURNE OIL COMPANY	3,525.00	0.000539020	1.90
COMPANY SUPERVISION	MEWBOURNE OIL COMPANY	2,350.00	0.000539020	1.27
COMPANY SUPERVISION	MEWBOURNE OIL COMPANY	2,350.00	0.000539020	1.27
COMPANY SUPERVISION	MEWBOURNE OIL COMPANY	3,525.00	0.000539020	1.90
COMPANY SUPERVISION	MEWBOURNE OIL COMPANY	1,650.00	0.000539020	0.89
COMPANY SUPERVISION	MEWBOURNE OIL COMPANY	1,150.00	0.000539020	0.62
COMPANY SUPERVISION	MEWBOURNE OIL COMPANY	587.50	0.000539020	0.32

## MEWBOURNE OIL COMPANY

TOM M RAGSDALE  
400 N SAM HOUSTON PARKWAY EAST  
SUITE 601  
HOUSTON, TX 77060

INVOICE NO.: 202010-08226  
INVOICE DATE: 10-31-2020  
OWNER: 035904-1  
BILLING FOR: October 2020

REFERENCE/DESCRIPTION OF CHARGES		GROSS CHARGES	WORKING INTEREST	NET CHARGE
DAYWORK / TURNKEY / FOOTAGE DRILLING	PATTERSON UTI DRILLING CO	70,545.53	0.000539020	38.03
INSPECTION & REPAIR SERVICES	CHARLIE'S FIELD SERVICE INC	2,529.86	0.000539020	1.36
LOCATION / ROAD / SITE / PREPARATION	HOBBS ANCHOR INC	965.33	0.000539020	0.52
OVERHEAD FIXED RATE	MEWBOURNE OIL COMPANY	6,195.62	0.000539020	3.34
TRANSPORTATION	BECKMAN WELL SERVICING C	4,250.00	0.000539020	2.29
TRANSPORTATION	DIVINE ENERGY SERVICES LL	662.24	0.000539020	0.36
TRANSPORTATION	DIVINE ENERGY SERVICES LL	769.05	0.000539020	0.41
TRANSPORTATION	J & C HOT SHOT SERVICE	650.00	0.000539020	0.35
TRANSPORTATION	VIKING INC	2,920.37	0.000539020	1.57
TRANSPORTATION	VIKING INC	2,920.37	0.000539020	1.57
Total Intangible Well Cost Cost		157,694.41		85.01
<u>Tangible Well Cost</u>				
HORIZONTAL COMPLETION TOOLS	PACKERS PLUS ENERGY SERV	46,341.93	0.000539020	24.98
TUBING HEAD & UPPER SECTION	CAMERON INTERNATIONAL	1,582.13	0.000539020	0.85
Total Tangible Well Cost Cost		47,924.06		25.83
<u>Equipment Beyond Wellhead</u>				
AUTOMATION METERING EQUIPMENT	SCHNEIDER ELECTRIC SYSTEM	6,329.06	0.000539020	3.41
EMISSIONS CONTROL EQUIPMENT	VAPROX LLC	19,863.87	0.000539020	10.71
EMISSIONS CONTROL EQUIPMENT	VIKING INC	10,853.10	0.000539020	5.85
EMISSIONS CONTROL EQUIPMENT	VIKING INC	10,853.10	0.000539020	5.85
PRODUCTION EQUIP INSTALLATION	TRINITY OILFIELD SERVICES &	1,450.62	0.000539020	0.78
PRODUCTION EQUIP INSTALLATION	TRINITY OILFIELD SERVICES &	1,149.95	0.000539020	0.62
SEPARATION / TREATING EQUIPMENT	VIKING INC	40,043.15	0.000539020	21.58
SEPARATION / TREATING EQUIPMENT	VIKING INC	40,043.15	0.000539020	21.58
Total Equipment Beyond Wellhead Cost		130,586.00		70.38
<b>72310000-20 SUBTOTAL</b>		<b>336,204.47</b>	<b>181.22</b>	
<b>PROPERTY 72310000 TOTAL</b>		<b>1,630,603.56</b>	<b>878.94</b>	

**MEWBOURNE OIL COMPANY**

MEWBOURNE OIL COMPANY  
P O BOX 7698  
TYLER, TX 75711-7698

TOM M RAGSDALE  
400 N SAM HOUSTON PARKWAY EAST  
SUITE 601  
HOUSTON, TX 77060

**INVOICE NO.:** 202011-10032  
**INVOICE DATE:** 11-30-2020  
**OWNER:** 035904-1  
**BILLING FOR:** November 2020

**BALANCE FORWARD****20,788.92**

<b>CURRENT PERIOD ADJUSTMENT</b>					<b>AMOUNT</b>
<b>NETTING FROM REVENUE</b>					
INVOICE #: 202010-08226 INVOICE DATE: 11/11/2020					-20,788.92
<b>TOTAL CURRENT PERIOD ADJUSTMENT</b>					<b>-20,788.92</b>
<b>CURRENT CHARGES</b>		<b>GROSS</b>	<b>INTEREST</b>	<b>NET</b>	
62390000 - PRONGHORN 15 B3BO FED COM 1H	TIER : 3 0	19,092.96	0.0683747500	1,305.48	
62391000 - PRONGHORN 15 B3CN FED COM 1H	TIER : 3 0	18,706.65	0.0683747500	1,279.08	
62392000 - PRONGHORN 15 B3DM FED COM 1H	TIER : 3 0	18,930.44	0.0683747500	1,294.37	
62774000 - IBEX 10 B3MD FED COM 1H	TIER : 3 0	41,474.84	0.0527536400	2,187.93	
62775000 - IBEX 10 B3NC FED COM 1H	TIER : 3 0	21,494.21	0.0527536400	1,133.89	
62776000 - IBEX 10 B3OB FED COM 1H	TIER : 3 0	25,070.18	0.0322507100	808.54	
62906000 - GAZELLE 22 B2MD FED COM 2H	TIER : 3 0	21,392.44	0.1969919400	4,214.12	
62915000 - CREEDENCE 21/16 W0ED ST COM 2H	TIER : 2 0	6,363.12	0.0063636200	40.49	
62915000 - CREEDENCE 21/16 W0ED ST COM 2H	TIER : 3 0	112,944.56	0.0063636200	718.71	
62916000 - CREEDENCE 21/16 W1ED ST COM 1H	TIER : 2 0	6,769.90	0.0063636200	43.08	
62916000 - CREEDENCE 21/16 W1ED ST COM 1H	TIER : 3 0	118,598.53	0.0063636200	754.70	
62958000 - GAZELLE 22 B3MD FED COM 1H	TIER : 3 0	23,548.02	0.1969919400	4,638.76	
72185000 - CREEDENCE 21/16 W0FC ST COM 4H	TIER : 1 0	3,290.78	0.0063636200	20.94	
72185000 - CREEDENCE 21/16 W0FC ST COM 4H	TIER : 2 0	144,352.48	0.0063636200	918.61	
72185000 - CREEDENCE 21/16 W0FC ST COM 4H	TIER : 3 0	4,655.89	0.0063636200	29.63	
72186000 - CREEDENCE 21/16 W1FC ST COM 3H	TIER : 1 0	4,065.97	0.0063636200	25.87	
72186000 - CREEDENCE 21/16 W1FC ST COM 3H	TIER : 2 0	372,037.02	0.0063636200	2,367.51	
72310000 - IBEX 15/10 B1PA FED COM 2H	TIER : 1 0	71,946.33	0.0005390200	38.80	
72310000 - IBEX 15/10 B1PA FED COM 2H	TIER : 2 0	88,229.07	0.0005390200	47.55	
<b>TOTAL CURRENT CHARGES</b>		<b>1,122,963.39</b>		<b>21,868.06</b>	
<b>APPLIED ADVANCES</b>					
62916000 - CREEDENCE 21/16 W1ED ST COM 1H				-80.24	
72185000 - CREEDENCE 21/16 W0FC ST COM 4H				-969.18	
72186000 - CREEDENCE 21/16 W1FC ST COM 3H				-2,393.38	
<b>APPLIED ADVANCES TOTAL</b>				<b>-3,442.80</b>	
<b>INVOICE TOTAL</b>					<b>18,425.26</b>
<b>OUTSTANDING BALANCE</b>					<b>18,425.26</b>

MEWBOURNE OIL COMPANY

TOM M RAGSDALE  
400 N SAM HOUSTON PARKWAY EAST  
SUITE 601  
HOUSTON, TX 77060

**INVOICE NO.:** 202011-10032  
**INVOICE DATE:** 11-30-2020  
**OWNER:** 035904-1  
**BILLING FOR:** November 2020

PLEASE INDICATE INVOICE# 202011-10032  
AND ACCOUNT# 035904-1  
ON REMITTANCE  
PAYMENT DUE 15 DAYS AFTER RECEIPT OF INVOICE PAYABLE IN US DOLLARS

FOR INQUIRIES, PLEASE CONTACT (903) 561-2900

Netted Owner



## MEWBOURNE OIL COMPANY

Page 3

TOM M RAGSDALE  
400 N SAM HOUSTON PARKWAY EAST  
SUITE 601  
HOUSTON, TX 77060

INVOICE NO.: 202011-10032  
INVOICE DATE: 11-30-2020  
OWNER: 035904-1  
BILLING FOR: November 2020

REFERENCE/DESCRIPTION OF CHARGES		GROSS CHARGES	WORKING INTEREST	NET CHARGE
<b>PROPERTY: 62390000 62390000-30 PRONGHORN 15 B3BO FED COM 1H</b>				
<u>Lease Operating Expense</u>				
ADVALOREM TAXES	TAXATION & REVENUE DEPAI	11,965.97	0.068374750	818.17
AUTOMATION MAINTENANCE	AMERICAN MILLENNIUM COR	25.70	0.068374750	1.76
COMPANY SUPERVISION	MEWBOURNE OIL COMPANY	363.00	0.068374750	24.82
EMISSIONS CONTROL EQUIPMENT MAINTENANCE	G&A FABRICATION LLC	152.36	0.068374750	10.42
FUEL/ POWER / ELECTRICAL	XCEL ENERGY	2,523.24	0.068374750	172.52
LEASE & FACILITY	MEWBOURNE OIL COMPANY	222.75	0.068374750	15.23
LEASE & FACILITY MAINTENANCE	GUNS UP SERVICES	93.90	0.068374750	6.42
LEASE & FACILITY MAINTENANCE	INGRAM PROFESSIONAL SERV	25.57	0.068374750	1.75
LEASE & FACILITY MAINTENANCE	TRINITY OILFIELD SERVICES &	274.30	0.068374750	18.75
LEASE & FACILITY MAINTENANCE	TRINITY OILFIELD SERVICES &	377.17	0.068374750	25.79
LEASE & FACILITY MAINTENANCE	EP&S LLC	343.96	0.068374750	23.52
MISCELLANEOUS EQUIPMENT RENTAL	MEWBOURNE OIL COMPANY	252.00	0.068374750	17.23
OVERHEAD-FIXED RATE	MEWBOURNE OIL COMPANY	856.29	0.068374750	58.55
PUMPING	MEWBOURNE OIL COMPANY	850.00	0.068374750	58.12
PUMPING	MEWBOURNE OIL COMPANY	425.00	0.068374750	29.06
SALT WATER DISPOSAL	LIMESTONE BASIN PROPERTIE	314.15	0.068374750	21.48
SITE RESTORATION & EXCAVATION	BLADE SERVICES LLC	27.60	0.068374750	1.89
Total Lease Operating Expense Cost		19,092.96		1,305.48
<b>62390000-30 SUBTOTAL</b>		<b>19,092.96</b>	<b>1,305.48</b>	
<b>PROPERTY 62390000 TOTAL</b>		<b>19,092.96</b>	<b>1,305.48</b>	
<b>PROPERTY: 62391000 62391000-30 PRONGHORN 15 B3CN FED COM 1H</b>				
<u>Lease Operating Expense</u>				
ADVALOREM TAXES	TAXATION & REVENUE DEPAI	10,270.94	0.068374750	702.27
COMPANY SUPERVISION	MEWBOURNE OIL COMPANY	1,100.00	0.068374750	75.21
FUEL/ POWER / ELECTRICAL	XCEL ENERGY	290.69	0.068374750	19.88
GATHERING/TREATING/DEHYDRATION	PRO-KEM INC	697.13	0.068374750	47.67
LEASE & FACILITY MAINTENANCE	T&J VALVE	925.04	0.068374750	63.25
LEASE & FACILITY MAINTENANCE	TURNCO ENTERPRISES LLC	787.37	0.068374750	53.84
LEASE & FACILITY MAINTENANCE	TURNCO ENTERPRISES LLC	709.87	0.068374750	48.54
LEASE & FACILITY MAINTENANCE	TURNCO ENTERPRISES LLC	190.00	0.068374750	12.99
LEASE & FACILITY MAINTENANCE	INGRAM PROFESSIONAL SERV	25.53	0.068374750	1.74
MISCELLANEOUS EQUIPMENT RENTAL	MEWBOURNE OIL COMPANY	252.00	0.068374750	17.23
OVERHEAD-FIXED RATE	MEWBOURNE OIL COMPANY	856.29	0.068374750	58.55
PRIME MOVER / PUMP MAINTENANCE	HR COMPRESSION & SERVICE	1,211.94	0.068374750	82.87
PUMPING	MEWBOURNE OIL COMPANY	850.00	0.068374750	58.12
PUMPING	MEWBOURNE OIL COMPANY	212.50	0.068374750	14.53
SALT WATER DISPOSAL	LIMESTONE BASIN PROPERTIE	299.75	0.068374750	20.50
SITE RESTORATION & EXCAVATION	BLADE SERVICES LLC	27.60	0.068374750	1.89
Total Lease Operating Expense Cost		18,706.65		1,279.08

## MEWBOURNE OIL COMPANY

Page 4

TOM M RAGSDALE  
400 N SAM HOUSTON PARKWAY EAST  
SUITE 601  
HOUSTON, TX 77060

INVOICE NO.: 202011-10032  
INVOICE DATE: 11-30-2020  
OWNER: 035904-1  
BILLING FOR: November 2020

REFERENCE/DESCRIPTION OF CHARGES		GROSS CHARGES	WORKING INTEREST	NET CHARGE
<b>62391000-30 SUBTOTAL</b>		<b>18,706.65</b>	<b>1,279.08</b>	
<b>PROPERTY 62391000 TOTAL</b>		<b>18,706.65</b>	<b>1,279.08</b>	
<b>PROPERTY: 62392000 62392000-30 PRONGHORN 15 B3DM FED COM 1H</b>				
<u>Lease Operating Expense</u>				
ADVALOREM TAXES	TAXATION & REVENUE DEPAI	10,078.82	0.068374750	689.14
FUEL/ POWER / ELECTRICAL	XCEL ENERGY	2,579.29	0.068374750	176.35
LEASE & FACILITY MAINTENANCE	K&S OILFIELD SUPPLIES LLC	270.51	0.068374750	18.49
LEASE & FACILITY MAINTENANCE	TURNCO ENTERPRISES LLC	787.39	0.068374750	53.84
LEASE & FACILITY MAINTENANCE	TURNCO ENTERPRISES LLC	709.89	0.068374750	48.54
LEASE & FACILITY MAINTENANCE	TURNCO ENTERPRISES LLC	665.00	0.068374750	45.47
LEASE & FACILITY MAINTENANCE	TURNCO ENTERPRISES LLC	190.00	0.068374750	12.99
LEASE & FACILITY MAINTENANCE	INGRAM PROFESSIONAL SERV	25.56	0.068374750	1.75
MISCELLANEOUS EQUIPMENT RENTAL	MEWBOURNE OIL COMPANY	252.00	0.068374750	17.23
OVERHEAD-FIXED RATE	MEWBOURNE OIL COMPANY	856.32	0.068374750	58.55
PRIME MOVER / PUMP MAINTENANCE	HR COMPRESSION & SERVICE	1,211.94	0.068374750	82.87
PUMPING	MEWBOURNE OIL COMPANY	850.00	0.068374750	58.12
PUMPING	MEWBOURNE OIL COMPANY	212.50	0.068374750	14.53
SALT WATER DISPOSAL	LIMESTONE BASIN PROPERTIE	213.62	0.068374750	14.61
SITE RESTORATION & EXCAVATION	BLADE SERVICES LLC	27.60	0.068374750	1.89
Total Lease Operating Expense Cost		18,930.44		1,294.37
<b>62392000-30 SUBTOTAL</b>		<b>18,930.44</b>	<b>1,294.37</b>	
<b>PROPERTY 62392000 TOTAL</b>		<b>18,930.44</b>	<b>1,294.37</b>	
<b>PROPERTY: 62774000 62774000-30 IBEX 10 B3MD FED COM 1H</b>				
<u>Lease Operating Expense</u>				
ADVALOREM TAXES	TAXATION & REVENUE DEPAI	30,509.88	0.052753640	1,609.50
AUTOMATION MAINTENANCE	AMERICAN MILLENNIUM COR	28.10	0.052753640	1.48
EMISSIONS CONTROL EQUIPMENT MAINTENANCE	G&A FABRICATION LLC	152.36	0.052753640	8.04
FUEL/ POWER / ELECTRICAL	XCEL ENERGY	400.76	0.052753640	21.14
LEASE & FACILITY	MEWBOURNE OIL COMPANY	452.25	0.052753640	23.86
LEASE & FACILITY MAINTENANCE	TURNCO ENTERPRISES LLC	519.87	0.052753640	27.43
LEASE & FACILITY MAINTENANCE	TURNCO ENTERPRISES LLC	929.87	0.052753640	49.05
LEASE & FACILITY MAINTENANCE	TURNCO ENTERPRISES LLC	929.87	0.052753640	49.05
LEASE & FACILITY MAINTENANCE	TURNCO ENTERPRISES LLC	190.00	0.052753640	10.02
LEASE & FACILITY MAINTENANCE	INGRAM PROFESSIONAL SERV	25.52	0.052753640	1.35
MISCELLANEOUS EQUIPMENT RENTAL	MEWBOURNE OIL COMPANY	252.00	0.052753640	13.29
OVERHEAD-FIXED RATE	MEWBOURNE OIL COMPANY	881.16	0.052753640	46.48
PUMPING	MEWBOURNE OIL COMPANY	850.00	0.052753640	44.84
PUMPING	MEWBOURNE OIL COMPANY	425.00	0.052753640	22.42
RENTAL SERVICES	SERVICE COMPRESSION LLC	4,503.23	0.052753640	237.56
SALT WATER DISPOSAL	LIMESTONE BASIN PROPERTIE	397.38	0.052753640	20.96

## MEWBOURNE OIL COMPANY

TOM M RAGSDALE  
400 N SAM HOUSTON PARKWAY EAST  
SUITE 601  
HOUSTON, TX 77060

**INVOICE NO.:** 202011-10032  
**INVOICE DATE:** 11-30-2020  
**OWNER:** 035904-1  
**BILLING FOR:** November 2020

REFERENCE/DESCRIPTION OF CHARGES	GROSS CHARGES	WORKING INTEREST	NET CHARGE
SITE RESTORATION & EXCAVATION	27.59	0.052753640	1.46
BLADE SERVICES LLC			
Total Lease Operating Expense Cost	41,474.84		2,187.93

**62774000-30 SUBTOTAL****41,474.84****2,187.93****PROPERTY 62774000 TOTAL****41,474.84****2,187.93****PROPERTY: 62775000 62775000-30 IBEX 10 B3NC FED COM 1H**Lease Operating Expense

ADVALOREM TAXES	TAXATION & REVENUE DEPAI	13,735.07	0.052753640	724.58
AUTOMATION MAINTENANCE	AMERICAN MILLENNIUM COR	28.11	0.052753640	1.48
COMPANY SUPERVISION	MEWBOURNE OIL COMPANY	1,298.00	0.052753640	68.48
EMISSIONS CONTROL EQUIPMENT MAINTENANCE	G&A FABRICATION LLC	152.36	0.052753640	8.04
FUEL/ POWER / ELECTRICAL	XCEL ENERGY	376.66	0.052753640	19.87
LEASE & FACILITY	MEWBOURNE OIL COMPANY	222.75	0.052753640	11.75
LEASE & FACILITY MAINTENANCE	GARNER PUMP & SUPPLY INC	325.56	0.052753640	17.17
LEASE & FACILITY MAINTENANCE	TURNCO ENTERPRISES LLC	519.89	0.052753640	27.43
LEASE & FACILITY MAINTENANCE	TURNCO ENTERPRISES LLC	929.89	0.052753640	49.05
LEASE & FACILITY MAINTENANCE	TURNCO ENTERPRISES LLC	929.89	0.052753640	49.05
LEASE & FACILITY MAINTENANCE	TURNCO ENTERPRISES LLC	190.00	0.052753640	10.02
LEASE & FACILITY MAINTENANCE	INGRAM PROFESSIONAL SERV	25.53	0.052753640	1.35
MISCELLANEOUS EQUIPMENT RENTAL	MEWBOURNE OIL COMPANY	252.00	0.052753640	13.29
OVERHEAD-FIXED RATE	MEWBOURNE OIL COMPANY	881.16	0.052753640	46.48
PUMPING	MEWBOURNE OIL COMPANY	850.00	0.052753640	44.84
PUMPING	MEWBOURNE OIL COMPANY	425.00	0.052753640	22.42
SALT WATER DISPOSAL	LIMESTONE BASIN PROPERTIE	324.75	0.052753640	17.13
SITE RESTORATION & EXCAVATION	BLADE SERVICES LLC	27.59	0.052753640	1.46
Total Lease Operating Expense Cost		21,494.21		1,133.89

**62775000-30 SUBTOTAL****21,494.21****1,133.89****PROPERTY 62775000 TOTAL****21,494.21****1,133.89****PROPERTY: 62776000 62776000-30 IBEX 10 B3OB FED COM 1H**Lease Operating Expense

ADVALOREM TAXES	TAXATION & REVENUE DEPAI	20,397.30	0.032250710	657.83
AUTOMATION MAINTENANCE	AMERICAN MILLENNIUM COR	25.70	0.032250710	0.83
EMISSIONS CONTROL EQUIPMENT MAINTENANCE	G&A FABRICATION LLC	152.36	0.032250710	4.91
FUEL/ POWER / ELECTRICAL	XCEL ENERGY	357.21	0.032250710	11.52
LEASE & FACILITY	MEWBOURNE OIL COMPANY	337.50	0.032250710	10.88
LEASE & FACILITY MAINTENANCE	K&S OILFIELD SUPPLIES LLC	275.43	0.032250710	8.88
LEASE & FACILITY MAINTENANCE	GUNS UP SERVICES	93.90	0.032250710	3.03
LEASE & FACILITY MAINTENANCE	INGRAM PROFESSIONAL SERV	25.57	0.032250710	0.83
LEASE & FACILITY MAINTENANCE	TRINITY OILFIELD SERVICES &	274.30	0.032250710	8.85
LEASE & FACILITY MAINTENANCE	TRINITY OILFIELD SERVICES &	377.16	0.032250710	12.16
MISCELLANEOUS EQUIPMENT RENTAL	MEWBOURNE OIL COMPANY	252.00	0.032250710	8.13

## MEWBOURNE OIL COMPANY

Page 6

TOM M RAGSDALE  
400 N SAM HOUSTON PARKWAY EAST  
SUITE 601  
HOUSTON, TX 77060

INVOICE NO.: 202011-10032  
INVOICE DATE: 11-30-2020  
OWNER: 035904-1  
BILLING FOR: November 2020

REFERENCE/DESCRIPTION OF CHARGES		GROSS CHARGES	WORKING INTEREST	NET CHARGE
OVERHEAD-FIXED RATE	MEWBOURNE OIL COMPANY	881.16	0.032250710	28.42
PUMPING	MEWBOURNE OIL COMPANY	850.00	0.032250710	27.41
PUMPING	MEWBOURNE OIL COMPANY	425.00	0.032250710	13.71
SALT WATER DISPOSAL	LIMESTONE BASIN PROPERTIE	317.99	0.032250710	10.26
SITE RESTORATION & EXCAVATION	BLADE SERVICES LLC	27.60	0.032250710	0.89
Total Lease Operating Expense Cost		25,070.18		808.54
<b>62776000-30 SUBTOTAL</b>		<b>25,070.18</b>	<b>808.54</b>	
<b>PROPERTY 62776000 TOTAL</b>		<b>25,070.18</b>	<b>808.54</b>	
<b>PROPERTY: 62906000 62906000-30 GAZELLE 22 B2MD FED COM 2H</b>				
<u>Lease Operating Expense</u>				
ADVALOREM TAXES	TAXATION & REVENUE DEPAI	11,352.16	0.196991940	2,236.29
AUTOMATION MAINTENANCE	AMERICAN MILLENNIUM COR	15.54	0.196991940	3.06
COMPANY SUPERVISION	MEWBOURNE OIL COMPANY	363.00	0.196991940	71.51
COMPANY SUPERVISION	MEWBOURNE OIL COMPANY	1,100.00	0.196991940	216.69
EMISSIONS CONTROL EQUIPMENT MAINTENANCE	G&A FABRICATION LLC	76.19	0.196991940	15.01
EMISSIONS CONTROL EQUIPMENT MAINTENANCE	G&A FABRICATION LLC	141.92	0.196991940	27.96
EMISSIONS CONTROL EQUIPMENT MAINTENANCE	TURNCO ENTERPRISES LLC	71.25	0.196991940	14.03
FUEL/ POWER / ELECTRICAL	XCEL ENERGY	267.11	0.196991940	52.62
GATHERING/TREATING/DEHYDRATION	PRO-KEM INC	697.13	0.196991940	137.33
LEASE & FACILITY	MEWBOURNE OIL COMPANY	391.50	0.196991940	77.12
LEASE & FACILITY	MEWBOURNE OIL COMPANY	1,012.50	0.196991940	199.46
LEASE & FACILITY MAINTENANCE	GUNS UP SERVICES	431.93	0.196991940	85.08
LEASE & FACILITY MAINTENANCE	TURNCO ENTERPRISES LLC	488.69	0.196991940	96.27
LEASE & FACILITY MAINTENANCE	TURNCO ENTERPRISES LLC	402.44	0.196991940	79.27
LEASE & FACILITY MAINTENANCE	TURNCO ENTERPRISES LLC	95.00	0.196991940	18.71
LEASE & FACILITY MAINTENANCE	TURNCO ENTERPRISES LLC	118.75	0.196991940	23.39
LEASE & FACILITY MAINTENANCE	INGRAM PROFESSIONAL SERV	25.58	0.196991940	5.04
LEASE & FACILITY MAINTENANCE	EP&S LLC	138.11	0.196991940	27.21
MISCELLANEOUS EQUIPMENT RENTAL	MEWBOURNE OIL COMPANY	252.00	0.196991940	49.64
OVERHEAD-FIXED RATE	MEWBOURNE OIL COMPANY	881.16	0.196991940	173.58
PUMPING	MEWBOURNE OIL COMPANY	850.00	0.196991940	167.44
PUMPING	MEWBOURNE OIL COMPANY	425.00	0.196991940	83.72
SALT WATER DISPOSAL	LIMESTONE BASIN PROPERTIE	382.36	0.196991940	75.32
SITE RESTORATION & EXCAVATION	BLADE SERVICES LLC	444.41	0.196991940	87.54
SITE RESTORATION & EXCAVATION	BLADE SERVICES LLC	851.24	0.196991940	167.68
SITE RESTORATION & EXCAVATION	BLADE SERVICES LLC	27.60	0.196991940	5.44
SITE RESTORATION & EXCAVATION	SUNDANCE SERVICES WEST IT	89.87	0.196991940	17.71
Total Lease Operating Expense Cost		21,392.44		4,214.12
<b>62906000-30 SUBTOTAL</b>		<b>21,392.44</b>	<b>4,214.12</b>	
<b>PROPERTY 62906000 TOTAL</b>		<b>21,392.44</b>	<b>4,214.12</b>	

# MEWBOURNE OIL COMPANY

Page 7

TOM M RAGSDALE  
400 N SAM HOUSTON PARKWAY EAST  
SUITE 601  
HOUSTON, TX 77060

**INVOICE NO.:** 202011-10032  
**INVOICE DATE:** 11-30-2020  
**OWNER:** 035904-1  
**BILLING FOR:** November 2020

REFERENCE/DESCRIPTION OF CHARGES	GROSS CHARGES	WORKING INTEREST	NET CHARGE	
PROPERTY: 62915000 62915000-20 CREEDENCE 21/16 W0ED ST COM 2H				
Tangible Well Cost				
SUBSURFACE EQUIP. & ARTIFICIAL LIFT SYSTEMS	ENDURANCE LIFT SOLUTIONS	3,217.50	0.006363620	20.47
Total Tangible Well Cost Cost		3,217.50		20.47
Equipment Beyond Wellhead				
SEPARATION / TREATING EQUIPMENT	AUTOMATED WELLHEAD COM	3,145.62	0.006363620	20.02
Total Equipment Beyond Wellhead Cost		3,145.62		20.02
62915000-20 SUBTOTAL		6,363.12	40.49	
PROPERTY: 62915000 62915000-30 CREEDENCE 21/16 W0ED ST COM 2H				
Lease Operating Expense				
ADVALOREM TAXES	TAXATION & REVENUE DEPAI	7,334.50	0.006363620	46.67
COMPANY SUPERVISION	MEWBOURNE OIL COMPANY	550.00	0.006363620	3.50
COMPANY SUPERVISION	MEWBOURNE OIL COMPANY	550.00	0.006363620	3.50
COMPANY SUPERVISION	MEWBOURNE OIL COMPANY	550.00	0.006363620	3.50
COMPANY SUPERVISION	MEWBOURNE OIL COMPANY	275.00	0.006363620	1.75
COMPANY SUPERVISION	MEWBOURNE OIL COMPANY	550.00	0.006363620	3.50
EMISSIONS CONTROL EQUIPMENT MAINTENANCE	G&A FABRICATION LLC	94.98	0.006363620	0.60
EMISSIONS CONTROL EQUIPMENT MAINTENANCE	G&A FABRICATION LLC	120.05	0.006363620	0.76
EMISSIONS CONTROL EQUIPMENT MAINTENANCE	G&A FABRICATION LLC	394.66	0.006363620	2.51
EMISSIONS CONTROL EQUIPMENT MAINTENANCE	G&A FABRICATION LLC	121.37	0.006363620	0.77
EMISSIONS CONTROL EQUIPMENT MAINTENANCE	VAPROX LLC	266.77	0.006363620	1.70
EMISSIONS CONTROL EQUIPMENT MAINTENANCE	AUTOMATED WELLHEAD COM	21,138.08	0.006363620	134.51
EMISSIONS CONTROL EQUIPMENT MAINTENANCE	AUTOMATED WELLHEAD COM	225.17	0.006363620	1.43
EMISSIONS CONTROL EQUIPMENT MAINTENANCE	AUTOMATED WELLHEAD COM	260.66	0.006363620	1.66
EMISSIONS CONTROL EQUIPMENT MAINTENANCE	AUTOMATED WELLHEAD COM	286.09	0.006363620	1.82
EMISSIONS CONTROL EQUIPMENT MAINTENANCE	AUTOMATED WELLHEAD COM	166.89	0.006363620	1.06
EMISSIONS CONTROL EQUIPMENT MAINTENANCE	AUTOMATED WELLHEAD COM	2,494.43	0.006363620	15.87
FUEL/ POWER / ELECTRICAL	XCEL ENERGY	9,049.90	0.006363620	57.59
LEASE & FACILITY	MEWBOURNE OIL COMPANY	560.25	0.006363620	3.57
LEASE & FACILITY MAINTENANCE	INGRAM PROFESSIONAL SERV	130.22	0.006363620	0.83
LEASE & FACILITY MAINTENANCE	INGRAM PROFESSIONAL SERV	240.76	0.006363620	1.53
OVERHEAD-FIXED RATE	MEWBOURNE OIL COMPANY	881.16	0.006363620	5.61
PUMPING	MEWBOURNE OIL COMPANY	850.00	0.006363620	5.41
PUMPING	MEWBOURNE OIL COMPANY	850.00	0.006363620	5.41
RENTAL SERVICES	D&H TRUCKING	310.14	0.006363620	1.97
SALT WATER DISPOSAL	MEWBOURNE OIL COMPANY	64,693.48	0.006363620	411.68
Total Lease Operating Expense Cost		112,944.56		718.71
62915000-30 SUBTOTAL		112,944.56	718.71	
PROPERTY 62915000 TOTAL		119,307.68	759.20	
PROPERTY: 62916000 62916000-20 CREEDENCE 21/16 W1ED ST COM 1H				



## MEWBOURNE OIL COMPANY

Page 8

TOM M RAGSDALE  
400 N SAM HOUSTON PARKWAY EAST  
SUITE 601  
HOUSTON, TX 77060

INVOICE NO.: 202011-10032  
INVOICE DATE: 11-30-2020  
OWNER: 035904-1  
BILLING FOR: November 2020

REFERENCE/DESCRIPTION OF CHARGES		GROSS CHARGES	WORKING INTEREST	NET CHARGE
<u>Tangible Well Cost</u>				
SUBSURFACE EQUIP. & ARTIFICIAL LIFT SYSTEMS	ENDURANCE LIFT SOLUTIONS	3,624.29	0.006363620	23.06
Total Tangible Well Cost Cost		3,624.29		23.06
<u>Equipment Beyond Wellhead</u>				
SEPARATION / TREATING EQUIPMENT	AUTOMATED WELLHEAD COM	3,145.61	0.006363620	20.02
Total Equipment Beyond Wellhead Cost		3,145.61		20.02
<b>62916000-20 SUBTOTAL</b>		<b>6,769.90</b>	<b>43.08</b>	
<b>PROPERTY: 62916000 62916000-30 CREEDENCE 21/16 W1ED ST COM 1H</b>				
<u>Lease Operating Expense</u>				
ADVALOREM TAXES	TAXATION & REVENUE DEPAI	7,217.79	0.006363620	45.93
COMPANY SUPERVISION	MEWBOURNE OIL COMPANY	550.00	0.006363620	3.50
COMPANY SUPERVISION	MEWBOURNE OIL COMPANY	374.00	0.006363620	2.38
COMPANY SUPERVISION	MEWBOURNE OIL COMPANY	550.00	0.006363620	3.50
COMPANY SUPERVISION	MEWBOURNE OIL COMPANY	275.00	0.006363620	1.75
COMPANY SUPERVISION	MEWBOURNE OIL COMPANY	1,100.00	0.006363620	7.00
COMPANY SUPERVISION	MEWBOURNE OIL COMPANY	550.00	0.006363620	3.50
EMISSIONS CONTROL EQUIPMENT MAINTENANCE	G&A FABRICATION LLC	94.98	0.006363620	0.60
EMISSIONS CONTROL EQUIPMENT MAINTENANCE	G&A FABRICATION LLC	120.03	0.006363620	0.76
EMISSIONS CONTROL EQUIPMENT MAINTENANCE	G&A FABRICATION LLC	394.62	0.006363620	2.51
EMISSIONS CONTROL EQUIPMENT MAINTENANCE	G&A FABRICATION LLC	121.34	0.006363620	0.77
EMISSIONS CONTROL EQUIPMENT MAINTENANCE	VAPROX LLC	266.76	0.006363620	1.70
EMISSIONS CONTROL EQUIPMENT MAINTENANCE	AUTOMATED WELLHEAD COM	21,138.08	0.006363620	134.51
EMISSIONS CONTROL EQUIPMENT MAINTENANCE	AUTOMATED WELLHEAD COM	225.15	0.006363620	1.43
EMISSIONS CONTROL EQUIPMENT MAINTENANCE	AUTOMATED WELLHEAD COM	260.66	0.006363620	1.66
EMISSIONS CONTROL EQUIPMENT MAINTENANCE	AUTOMATED WELLHEAD COM	286.08	0.006363620	1.82
EMISSIONS CONTROL EQUIPMENT MAINTENANCE	AUTOMATED WELLHEAD COM	166.88	0.006363620	1.06
EMISSIONS CONTROL EQUIPMENT MAINTENANCE	AUTOMATED WELLHEAD COM	2,494.35	0.006363620	15.87
FUEL/ POWER / ELECTRICAL	XCEL ENERGY	9,011.64	0.006363620	57.35
LEASE & FACILITY	MEWBOURNE OIL COMPANY	560.25	0.006363620	3.57
LEASE & FACILITY MAINTENANCE	INGRAM PROFESSIONAL SERV	130.17	0.006363620	0.83
LEASE & FACILITY MAINTENANCE	INGRAM PROFESSIONAL SERV	240.74	0.006363620	1.53
OVERHEAD-FIXED RATE	MEWBOURNE OIL COMPANY	881.16	0.006363620	5.61
PUMPING	MEWBOURNE OIL COMPANY	850.00	0.006363620	5.41
PUMPING	MEWBOURNE OIL COMPANY	850.00	0.006363620	5.41
RENTAL SERVICES	D&H TRUCKING	310.14	0.006363620	1.97
SALT WATER DISPOSAL	MEWBOURNE OIL COMPANY	69,578.71	0.006363620	442.77
Total Lease Operating Expense Cost		118,598.53		754.70
<b>62916000-30 SUBTOTAL</b>		<b>118,598.53</b>	<b>754.70</b>	
<b>PROPERTY 62916000 TOTAL</b>		<b>125,368.43</b>	<b>797.78</b>	
<b>62916000PREPAYMENTS</b>				<b>-80.24</b>

## MEWBOURNE OIL COMPANY

Page 9

TOM M RAGSDALE  
400 N SAM HOUSTON PARKWAY EAST  
SUITE 601  
HOUSTON, TX 77060

INVOICE NO.: 202011-10032  
INVOICE DATE: 11-30-2020  
OWNER: 035904-1  
BILLING FOR: November 2020

REFERENCE/DESCRIPTION OF CHARGES		GROSS CHARGES	WORKING INTEREST	NET CHARGE
PROPERTY: 62958000 62958000-30 GAZELLE 22 B3MD FED COM 1H				
Lease Operating Expense				
ADVALOREM TAXES	TAXATION & REVENUE DEPAI	13,407.36	0.196991940	2,641.14
AUTOMATION MAINTENANCE	AMERICAN MILLENNIUM COR	15.54	0.196991940	3.06
COMPANY SUPERVISION	MEWBOURNE OIL COMPANY	550.00	0.196991940	108.36
EMISSIONS CONTROL EQUIPMENT MAINTENANCE	G&A FABRICATION LLC	76.19	0.196991940	15.01
EMISSIONS CONTROL EQUIPMENT MAINTENANCE	G&A FABRICATION LLC	141.92	0.196991940	27.96
EMISSIONS CONTROL EQUIPMENT MAINTENANCE	TURNCO ENTERPRISES LLC	71.25	0.196991940	14.03
FUEL/ POWER / ELECTRICAL	XCEL ENERGY	426.98	0.196991940	84.11
GATHERING/TREATING/DEHYDRATION	PRO-KEM INC	697.13	0.196991940	137.33
LEASE & FACILITY	MEWBOURNE OIL COMPANY	168.75	0.196991940	33.24
LEASE & FACILITY	MEWBOURNE OIL COMPANY	843.75	0.196991940	166.21
LEASE & FACILITY MAINTENANCE	T&J VALVE	1,126.63	0.196991940	221.94
LEASE & FACILITY MAINTENANCE	GUNS UP SERVICES	431.93	0.196991940	85.08
LEASE & FACILITY MAINTENANCE	TURNCO ENTERPRISES LLC	488.69	0.196991940	96.27
LEASE & FACILITY MAINTENANCE	TURNCO ENTERPRISES LLC	402.44	0.196991940	79.27
LEASE & FACILITY MAINTENANCE	TURNCO ENTERPRISES LLC	95.00	0.196991940	18.71
LEASE & FACILITY MAINTENANCE	TURNCO ENTERPRISES LLC	118.75	0.196991940	23.39
LEASE & FACILITY MAINTENANCE	INGRAM PROFESSIONAL SERV	25.50	0.196991940	5.03
LEASE & FACILITY MAINTENANCE	EP&S LLC	138.11	0.196991940	27.21
MISCELLANEOUS EQUIPMENT RENTAL	MEWBOURNE OIL COMPANY	252.00	0.196991940	49.64
OVERHEAD-FIXED RATE	MEWBOURNE OIL COMPANY	881.16	0.196991940	173.58
PUMPING	MEWBOURNE OIL COMPANY	850.00	0.196991940	167.44
PUMPING	MEWBOURNE OIL COMPANY	425.00	0.196991940	83.72
SALT WATER DISPOSAL	LIMESTONE BASIN PROPERTIE	500.77	0.196991940	98.64
SITE RESTORATION & EXCAVATION	BLADE SERVICES LLC	444.43	0.196991940	87.54
SITE RESTORATION & EXCAVATION	BLADE SERVICES LLC	851.28	0.196991940	167.70
SITE RESTORATION & EXCAVATION	BLADE SERVICES LLC	27.58	0.196991940	5.44
SITE RESTORATION & EXCAVATION	SUNDANCE SERVICES WEST IN	89.88	0.196991940	17.71
Total Lease Operating Expense Cost		23,548.02		4,638.76
62958000-30 SUBTOTAL		23,548.02	4,638.76	
PROPERTY 62958000 TOTAL		23,548.02	4,638.76	
PROPERTY: 72185000 72185000-10 CREEDENCE 21/16 W0FC ST COM 4H				
Intangible Well Cost				
INSPECTION & REPAIR SERVICES	PATTERSON UTI DRILLING CO	3,290.78	0.006363620	20.94
Total Intangible Well Cost Cost		3,290.78		20.94
72185000-10 SUBTOTAL		3,290.78	20.94	
PROPERTY: 72185000 72185000-20 CREEDENCE 21/16 W0FC ST COM 4H				
Intangible Well Cost				
COMPANY SUPERVISION	MEWBOURNE OIL COMPANY	550.00	0.006363620	3.50

## MEWBOURNE OIL COMPANY

TOM M RAGSDALE  
400 N SAM HOUSTON PARKWAY EAST  
SUITE 601  
HOUSTON, TX 77060

INVOICE NO.: 202011-10032  
INVOICE DATE: 11-30-2020  
OWNER: 035904-1  
BILLING FOR: November 2020

REFERENCE/DESCRIPTION OF CHARGES		GROSS CHARGES	WORKING INTEREST	NET CHARGE
COMPANY SUPERVISION	MEWBOURNE OIL COMPANY	550.00	0.006363620	3.50
COMPANY SUPERVISION	MEWBOURNE OIL COMPANY	1,650.00	0.006363620	10.50
COMPANY SUPERVISION	MEWBOURNE OIL COMPANY	275.00	0.006363620	1.75
COMPANY SUPERVISION	MEWBOURNE OIL COMPANY	550.00	0.006363620	3.50
CONTRACT SERVICES & SUPERVISION	SDS PETROLEUM CONSULTAN	2,384.06	0.006363620	15.17
CONTRACT SERVICES & SUPERVISION	SDS PETROLEUM CONSULTAN	4,768.13	0.006363620	30.34
CONTRACT SERVICES & SUPERVISION	SDS PETROLEUM CONSULTAN	6,357.50	0.006363620	40.46
LOCATION / RESTORATION	R360 ENVIRONMENTAL SOLUT	-116.05	0.006363620	-0.74
LOGGING & WIRELINE SERVICES	XTREME CRANE & RIGGING LI	10,790.00	0.006363620	68.66
LOGGING & WIRELINE SERVICES	XTREME CRANE & RIGGING LI	4,500.00	0.006363620	28.64
LOGGING & WIRELINE SERVICES	XTREME CRANE & RIGGING LI	3,000.00	0.006363620	19.09
OVERHEAD FIXED RATE	MEWBOURNE OIL COMPANY	271.48	0.006363620	1.73
STIMULATION RENTALS & OTHER	TFH LTD CO	6,216.49	0.006363620	39.56
STIMULATION RENTALS & OTHER	WELL FOAM INC	1,691.68	0.006363620	10.77
STIMULATION RENTALS & OTHER	TRINITY OILFIELD SERVICES &	1,928.44	0.006363620	12.27
STIMULATION RENTALS & OTHER	TRINITY OILFIELD SERVICES &	1,377.46	0.006363620	8.77
STIMULATION RENTALS & OTHER	NEW WAVE ENERGY SERVICE	74,290.01	0.006363620	472.75
STIMULATION TOE PREPARATION	PILOT WATER SOLUTIONS PER	16.25	0.006363620	0.10
STIMULATION TOE PREPARATION	PILOT WATER SOLUTIONS PER	32.50	0.006363620	0.21
WATER AND OTHER	TFH LTD CO	857.16	0.006363620	5.45
Total Intangible Well Cost Cost		121,940.11		775.98
<u>Equipment Beyond Wellhead</u>				
ELECTRICAL INSTALLATIONS	INGRAM PROFESSIONAL SERV	2,415.71	0.006363620	15.37
ELECTRICAL INSTALLATIONS	INGRAM PROFESSIONAL SERV	968.65	0.006363620	6.16
EMISSIONS CONTROL EQUIPMENT	VAPROX LLC	7,586.68	0.006363620	48.28
PRODUCTION EQUIP INSTALLATION	7B ROUSTABOUT LLC	385.00	0.006363620	2.45
PRODUCTION EQUIP INSTALLATION	MCCULLAR AND SON'S WELDI	227.16	0.006363620	1.45
SEPARATION / TREATING EQUIPMENT	AUTOMATED WELLHEAD COM	3,145.62	0.006363620	20.02
SERVICE PUMPS	ODESSA PUMPS & EQUIPMENT	7,683.55	0.006363620	48.90
Total Equipment Beyond Wellhead Cost		22,412.37		142.63
<b>72185000-20 SUBTOTAL</b>		<b>144,352.48</b>	<b>918.61</b>	
<b>PROPERTY: 72185000 72185000-30 CREEDENCE 21/16 W0FC ST COM 4H</b>				
<u>Lease Operating Expense</u>				
COMPANY SUPERVISION	MEWBOURNE OIL COMPANY	550.00	0.006363620	3.50
SALT WATER DISPOSAL	NGL WATER SOLUTIONS PERM	794.69	0.006363620	5.06
SALT WATER DISPOSAL	NGL WATER SOLUTIONS PERM	3,178.75	0.006363620	20.23
SALT WATER DISPOSAL	NGL WATER SOLUTIONS PERM	132.45	0.006363620	0.84
Total Lease Operating Expense Cost		4,655.89		29.63
<b>72185000-30 SUBTOTAL</b>		<b>4,655.89</b>	<b>29.63</b>	
<b>PROPERTY 72185000 TOTAL</b>		<b>152,299.15</b>	<b>969.18</b>	

## MEWBOURNE OIL COMPANY

TOM M RAGSDALE  
400 N SAM HOUSTON PARKWAY EAST  
SUITE 601  
HOUSTON, TX 77060

INVOICE NO.: 202011-10032  
INVOICE DATE: 11-30-2020  
OWNER: 035904-1  
BILLING FOR: November 2020

REFERENCE/DESCRIPTION OF CHARGES		GROSS CHARGES	WORKING INTEREST	NET CHARGE
<b>72185000PREPAYMENTS</b>				<b>-969.18</b>
<b>PROPERTY: 72186000 72186000-10 CREEDENCE 21/16 W1FC ST COM 3H</b>				
<u>Intangible Well Cost</u>				
INSPECTION & REPAIR SERVICES	PATTERSON UTI DRILLING CO	3,290.76	0.006363620	20.94
TRANSPORTATION	HUGHES OILFIELD TRANSPOR	775.21	0.006363620	4.93
Total Intangible Well Cost Cost		4,065.97		25.87
<b>72186000-10 SUBTOTAL</b>		<b>4,065.97</b>	<b>25.87</b>	
<b>PROPERTY: 72186000 72186000-20 CREEDENCE 21/16 W1FC ST COM 3H</b>				
<u>Intangible Well Cost</u>				
COMPANY SUPERVISION	MEWBOURNE OIL COMPANY	550.00	0.006363620	3.50
COMPANY SUPERVISION	MEWBOURNE OIL COMPANY	550.00	0.006363620	3.50
COMPANY SUPERVISION	MEWBOURNE OIL COMPANY	1,650.00	0.006363620	10.50
COMPANY SUPERVISION	MEWBOURNE OIL COMPANY	275.00	0.006363620	1.75
COMPANY SUPERVISION	MEWBOURNE OIL COMPANY	550.00	0.006363620	3.50
CONTRACT SERVICES & SUPERVISION	SDS PETROLEUM CONSULTAN	2,384.06	0.006363620	15.17
CONTRACT SERVICES & SUPERVISION	SDS PETROLEUM CONSULTAN	4,768.12	0.006363620	30.34
CONTRACT SERVICES & SUPERVISION	SDS PETROLEUM CONSULTAN	6,357.50	0.006363620	40.46
LOGGING & WIRELINE SERVICES	RWLS LLC DBA RENEGADE SE	227,297.00	0.006363620	1,446.43
LOGGING & WIRELINE SERVICES	XTREME CRANE & RIGGING LI	10,790.00	0.006363620	68.66
LOGGING & WIRELINE SERVICES	XTREME CRANE & RIGGING LI	4,500.00	0.006363620	28.64
LOGGING & WIRELINE SERVICES	XTREME CRANE & RIGGING LI	3,000.00	0.006363620	19.09
OVERHEAD FIXED RATE	MEWBOURNE OIL COMPANY	542.97	0.006363620	3.46
STIMULATION RENTALS & OTHER	TFH LTD CO	6,216.49	0.006363620	39.56
STIMULATION RENTALS & OTHER	WELL FOAM INC	1,691.68	0.006363620	10.77
STIMULATION RENTALS & OTHER	TRINITY OILFIELD SERVICES &	1,928.44	0.006363620	12.27
STIMULATION RENTALS & OTHER	TRINITY OILFIELD SERVICES &	1,377.46	0.006363620	8.77
STIMULATION RENTALS & OTHER	NEW WAVE ENERGY SERVICE	74,290.01	0.006363620	472.75
STIMULATION TOE PREPARATION	PILOT WATER SOLUTIONS PER	16.25	0.006363620	0.10
STIMULATION TOE PREPARATION	PILOT WATER SOLUTIONS PER	32.50	0.006363620	0.21
WATER AND OTHER	TFH LTD CO	857.17	0.006363620	5.45
Total Intangible Well Cost Cost		349,624.65		2,224.88
<u>Equipment Beyond Wellhead</u>				
ELECTRICAL INSTALLATIONS	INGRAM PROFESSIONAL SERV	2,415.62	0.006363620	15.37
ELECTRICAL INSTALLATIONS	INGRAM PROFESSIONAL SERV	968.76	0.006363620	6.16
EMISSIONS CONTROL EQUIPMENT	VAPROX LLC	7,586.68	0.006363620	48.28
PRODUCTION EQUIP INSTALLATION	7B ROUSTABOUT LLC	385.00	0.006363620	2.45
PRODUCTION EQUIP INSTALLATION	MCCULLAR AND SON'S WELDI	227.15	0.006363620	1.45
SEPARATION / TREATING EQUIPMENT	AUTOMATED WELLHEAD COM	3,145.60	0.006363620	20.02
SERVICE PUMPS	ODESSA PUMPS & EQUIPMENT	7,683.56	0.006363620	48.90
Total Equipment Beyond Wellhead Cost		22,412.37		142.63

## MEWBOURNE OIL COMPANY

TOM M RAGSDALE  
400 N SAM HOUSTON PARKWAY EAST  
SUITE 601  
HOUSTON, TX 77060

INVOICE NO.: 202011-10032  
INVOICE DATE: 11-30-2020  
OWNER: 035904-1  
BILLING FOR: November 2020

REFERENCE/DESCRIPTION OF CHARGES	GROSS CHARGES	WORKING INTEREST	NET CHARGE	
72186000-20 SUBTOTAL	372,037.02	2,367.51		
PROPERTY 72186000 TOTAL	376,102.99	2,393.38		
72186000PREPAYMENTS			-2,393.38	
PROPERTY: 72310000 72310000-10 IBEX 15/10 B1PA FED COM 2H				
Intangible Well Cost				
EQUIPMENT RENTAL	BLACK DIAMOND OILFIELD RI	4,806.61	0.000539020	2.59
EQUIPMENT RENTAL	OIL PATCH GROUP INC	529.79	0.000539020	0.29
EQUIPMENT RENTAL	OIL PATCH GROUP INC	1,645.80	0.000539020	0.89
EQUIPMENT RENTAL	OIL PATCH GROUP INC	9,180.92	0.000539020	4.95
INSPECTION & REPAIR SERVICES	CONNECTION INSPECTION SEI	951.71	0.000539020	0.51
INSPECTION & REPAIR SERVICES	WELLBORE INTEGRITY SOLUT	17,476.63	0.000539020	9.42
INSPECTION & REPAIR SERVICES	WELLBORE INTEGRITY SOLUT	25,113.21	0.000539020	13.54
MUD - SPECIALIZED	DIVINE ENERGY SERVICES LL	5,824.92	0.000539020	3.14
MUD / CHEMICAL / ADDITIVES	TRINITY OILFIELD SERVICES &	274.30	0.000539020	0.15
WATER AND OTHER	AGAVE TRANSPORTATION SEI	420.50	0.000539020	0.23
WELDING / CONSTRUCTION / MAINT. SERVICES	CHARLIE'S FIELD SERVICE INC	567.41	0.000539020	0.31
Total Intangible Well Cost Cost		66,791.80		36.02
Tangible Well Cost				
CASING (6.1" - 8.0")	BASIN SUPPLY LP	13,265.78	0.000539020	7.15
CASING (6.1" - 8.0")	BASIN SUPPLY LP	-8,111.25	0.000539020	-4.37
Total Tangible Well Cost Cost		5,154.53		2.78
72310000-10 SUBTOTAL	71,946.33	38.80		
PROPERTY: 72310000 72310000-20 IBEX 15/10 B1PA FED COM 2H				
Intangible Well Cost				
COMPANY SUPERVISION	MEWBOURNE OIL COMPANY	1,800.00	0.000539020	0.97
COMPANY SUPERVISION	MEWBOURNE OIL COMPANY	550.00	0.000539020	0.30
COMPANY SUPERVISION	MEWBOURNE OIL COMPANY	1,650.00	0.000539020	0.89
COMPANY SUPERVISION	MEWBOURNE OIL COMPANY	550.00	0.000539020	0.30
CONTRACT SERVICES & SUPERVISION	SDS PETROLEUM CONSULTAN	896.75	0.000539020	0.48
EQUIPMENT RENTAL	TRINITY OILFIELD SERVICES &	4,486.39	0.000539020	2.42
LOGGING & WIRELINE SERVICES	HALLIBURTON ENERGY SERV	1,429.13	0.000539020	0.77
PIPELINE INTERCONNECT / ROW / EASEMENTS	STATE OF NEW MEXICO	275.00	0.000539020	0.15
STIMULATION TOE PREPARATION	GARNER PUMP & SUPPLY INC	642.32	0.000539020	0.34
STIMULATION TOE PREPARATION	STONE OILFIELD SERVICE INC	893.39	0.000539020	0.48
STIMULATION TOE PREPARATION	RWLS LLC DBA RENEGADE SE	5,874.69	0.000539020	3.17
STIMULATION TOE PREPARATION	GUNS UP SERVICES	5,079.64	0.000539020	2.74
WELDING / CONSTRUCTION / MAINT. SERVICES	MEWBOURNE OIL COMPANY	3,375.00	0.000539020	1.82
Total Intangible Well Cost Cost		27,502.31		14.83
Tangible Well Cost				
CASING (4.1" - 6.0")	BASIN SUPPLY LP	4,898.55	0.000539020	2.64



## MEWBOURNE OIL COMPANY

TOM M RAGSDALE  
400 N SAM HOUSTON PARKWAY EAST  
SUITE 601  
HOUSTON, TX 77060

**INVOICE NO.:** 202011-10032  
**INVOICE DATE:** 11-30-2020  
**OWNER:** 035904-1  
**BILLING FOR:** November 2020

REFERENCE/DESCRIPTION OF CHARGES		GROSS CHARGES	WORKING INTEREST	NET CHARGE
CASING (4.1" - 6.0")	BASIN SUPPLY LP	-4,467.05	0.000539020	-2.41
TUBING HEAD & UPPER SECTION	MEWBOURNE OIL COMPANY	16,575.00	0.000539020	8.93
TUBING HEAD & UPPER SECTION	CAMERON INTERNATIONAL	699.08	0.000539020	0.38
TUBING HEAD & UPPER SECTION	CAMERON INTERNATIONAL	15,471.53	0.000539020	8.34
Total Tangible Well Cost Cost		33,177.11		17.88
<u>Equipment Beyond Wellhead</u>				
FITTINGS / VALVES & ACCESSORIES	GREEN'S PIPE SERVICE INC	16,720.95	0.000539020	9.01
PRODUCTION EQUIP INSTALLATION	CUSTOM WELDING OF HOBBS	361.22	0.000539020	0.19
PRODUCTION EQUIP INSTALLATION	TRINITY OILFIELD SERVICES &	232.10	0.000539020	0.13
PRODUCTION EQUIP INSTALLATION	TRINITY OILFIELD SERVICES &	174.07	0.000539020	0.09
PRODUCTION EQUIP INSTALLATION	TRINITY OILFIELD SERVICES &	2,901.25	0.000539020	1.56
PRODUCTION EQUIP INSTALLATION	TRINITY OILFIELD SERVICES &	5,313.81	0.000539020	2.86
PRODUCTION EQUIP INSTALLATION	TRINITY OILFIELD SERVICES &	1,846.25	0.000539020	1.00
Total Equipment Beyond Wellhead Cost		27,549.65		14.84
<b>72310000-20 SUBTOTAL</b>		<b>88,229.07</b>	<b>47.55</b>	
<b>PROPERTY 72310000 TOTAL</b>		<b>160,175.40</b>	<b>86.35</b>	

Netted Owner

**MEWBOURNE OIL COMPANY**

MEWBOURNE OIL COMPANY  
P O BOX 7698  
TYLER, TX 75711-7698

TOM M RAGSDALE  
400 N SAM HOUSTON PARKWAY EAST  
SUITE 601  
HOUSTON, TX 77060

**INVOICE NO.:** 202012-11537  
**INVOICE DATE:** 12-31-2020  
**OWNER:** 035904-1  
**BILLING FOR:** December 2020

**BALANCE FORWARD**

18,425.26

<b>CURRENT PERIOD ADJUSTMENT</b>				<b>AMOUNT</b>
<b>NETTING FROM REVENUE</b>				
INVOICE #: 202011-10032 INVOICE DATE: 12/11/2020				-18,425.26
<b>TOTAL CURRENT PERIOD ADJUSTMENT</b>				<b>-18,425.26</b>
<b>CURRENT CHARGES</b>		<b>GROSS</b>	<b>INTEREST</b>	<b>NET</b>
62390000 - PRONGHORN 15 B3BO FED COM 1H	TIER : 3 0	16,372.24	0.0683747500	1,119.46
62391000 - PRONGHORN 15 B3CN FED COM 1H	TIER : 3 0	14,692.43	0.0683747500	1,004.59
62392000 - PRONGHORN 15 B3DM FED COM 1H	TIER : 3 0	13,955.19	0.0683747500	954.19
62774000 - IBEX 10 B3MD FED COM 1H	TIER : 3 0	20,279.40	0.0527536400	1,069.79
62775000 - IBEX 10 B3NC FED COM 1H	TIER : 3 0	21,468.93	0.0527536400	1,132.55
62776000 - IBEX 10 B3OB FED COM 1H	TIER : 3 0	14,092.96	0.0322507100	454.51
62906000 - GAZELLE 22 B2MD FED COM 2H	TIER : 3 0	28,825.27	0.1969919400	5,678.38
62915000 - CREEDENCE 21/16 W0ED ST COM 2H	TIER : 1 0	300.00	0.0063636200	1.91
62915000 - CREEDENCE 21/16 W0ED ST COM 2H	TIER : 2 0	6,944.01	0.0063636200	44.17
62915000 - CREEDENCE 21/16 W0ED ST COM 2H	TIER : 3 0	82,956.26	0.0063636200	527.91
62916000 - CREEDENCE 21/16 W1ED ST COM 1H	TIER : 1 0	300.00	0.0063636200	1.91
62916000 - CREEDENCE 21/16 W1ED ST COM 1H	TIER : 2 0	6,943.87	0.0063636200	44.17
62916000 - CREEDENCE 21/16 W1ED ST COM 1H	TIER : 3 0	56,819.71	0.0063636200	361.59
62958000 - GAZELLE 22 B3MD FED COM 1H	TIER : 3 0	21,141.57	0.1969919400	4,164.70
72185000 - CREEDENCE 21/16 W0FC ST COM 4H	TIER : 1 0	3,121.38	0.0063636200	19.86
72185000 - CREEDENCE 21/16 W0FC ST COM 4H	TIER : 2 0	1,725,620.01	0.0063636200	10,981.19
72185000 - CREEDENCE 21/16 W0FC ST COM 4H	TIER : 3 0	15,718.96	0.0063636200	100.02
72186000 - CREEDENCE 21/16 W1FC ST COM 3H	TIER : 1 0	3,121.42	0.0063636200	19.86
72186000 - CREEDENCE 21/16 W1FC ST COM 3H	TIER : 2 0	1,547,525.26	0.0063636200	9,847.83
72186000 - CREEDENCE 21/16 W1FC ST COM 3H	TIER : 3 0	18,927.39	0.0063636200	120.43
72310000 - IBEX 15/10 B1PA FED COM 2H	TIER : 1 0	32,693.16	0.0005390200	17.61
72310000 - IBEX 15/10 B1PA FED COM 2H	TIER : 2 0	1,031,371.19	0.0005390200	555.96
72310000 - IBEX 15/10 B1PA FED COM 2H	TIER : 3 0	4,430.68	0.0005390200	2.39
<b>TOTAL CURRENT CHARGES</b>		<b>4,687,621.29</b>		<b>38,224.98</b>
<b>APPLIED ADVANCES</b>				
72185000 - CREEDENCE 21/16 W0FC ST COM 4H				-11,101.07
72186000 - CREEDENCE 21/16 W1FC ST COM 3H				-9,988.12
<b>APPLIED ADVANCES TOTAL</b>				<b>-21,089.19</b>
<b>INVOICE TOTAL</b>				<b>17,135.79</b>
<b>OUTSTANDING BALANCE</b>				<b>17,135.79</b>

MEWBOURNE OIL COMPANY

TOM M RAGSDALE  
400 N SAM HOUSTON PARKWAY EAST  
SUITE 601  
HOUSTON, TX 77060

**INVOICE NO.:** 202012-11537  
**INVOICE DATE:** 12-31-2020  
**OWNER:** 035904-1  
**BILLING FOR:** December 2020

PLEASE INDICATE INVOICE# 202012-11537  
AND ACCOUNT# 035904-1  
ON REMITTANCE  
PAYMENT DUE 15 DAYS AFTER RECEIPT OF INVOICE PAYABLE IN US DOLLARS

FOR INQUIRIES, PLEASE CONTACT (903) 561-2900

Netted Owner

## MEWBOURNE OIL COMPANY

TOM M RAGSDALE  
400 N SAM HOUSTON PARKWAY EAST  
SUITE 601  
HOUSTON, TX 77060

INVOICE NO.: 202012-11537  
INVOICE DATE: 12-31-2020  
OWNER: 035904-1  
BILLING FOR: December 2020

REFERENCE/DESCRIPTION OF CHARGES		GROSS CHARGES	WORKING INTEREST	NET CHARGE
<b>PROPERTY: 62390000 62390000-30 PRONGHORN 15 B3BO FED COM 1H</b>				
<u>Lease Operating Expense</u>				
AUTOMATION MAINTENANCE	AMERICAN MILLENNIUM COR	25.70	0.068374750	1.76
COMPANY SUPERVISION	MEWBOURNE OIL COMPANY	346.50	0.068374750	23.69
EMISSIONS CONTROL EQUIPMENT MAINTENANCE	G&A FABRICATION LLC	152.36	0.068374750	10.42
EMISSIONS CONTROL EQUIPMENT MAINTENANCE	G&A FABRICATION LLC	152.36	0.068374750	10.42
EMISSIONS CONTROL EQUIPMENT MAINTENANCE	VAPROX LLC	362.79	0.068374750	24.80
FUEL/ POWER / ELECTRICAL	XCEL ENERGY	2,465.27	0.068374750	168.57
LEASE & FACILITY	MEWBOURNE OIL COMPANY	229.50	0.068374750	15.69
LEASE & FACILITY MAINTENANCE	MEWBOURNE OIL COMPANY	92.32	0.068374750	6.32
LEASE & FACILITY MAINTENANCE	MICO RENTALS	177.24	0.068374750	12.12
LEASE & FACILITY MAINTENANCE	TURNCO ENTERPRISES LLC	190.00	0.068374750	12.99
LEASE & FACILITY MAINTENANCE	EP&S LLC	9.52	0.068374750	0.65
LEASE & FACILITY MAINTENANCE	EP&S LLC	341.70	0.068374750	23.36
MISCELLANEOUS EQUIPMENT RENTAL	MEWBOURNE OIL COMPANY	252.00	0.068374750	17.23
OVERHEAD-FIXED RATE	MEWBOURNE OIL COMPANY	856.29	0.068374750	58.55
PUMPING	MEWBOURNE OIL COMPANY	850.00	0.068374750	58.12
PUMPING	MEWBOURNE OIL COMPANY	425.00	0.068374750	29.06
RENTAL SERVICES	GRAVITY OILFIELD SERVICES	31.53	0.068374750	2.16
RENTAL SERVICES	TOTAL OPERATIONS & PRODU	4,238.33	0.068374750	289.79
SALT WATER DISPOSAL	OWL SWD OPERATING LLC	4,772.57	0.068374750	326.32
SALT WATER DISPOSAL	LIMESTONE BASIN PROPERTIE	349.39	0.068374750	23.89
SALT WATER DISPOSAL	RAZ OIL AND GAS	44.57	0.068374750	3.05
SITE RESTORATION & EXCAVATION	R360 ENVIRONMENTAL SOLUT	7.30	0.068374750	0.50
Total Lease Operating Expense Cost		16,372.24		1,119.46
<b>62390000-30 SUBTOTAL</b>		<b>16,372.24</b>	<b>1,119.46</b>	
<b>PROPERTY 62390000 TOTAL</b>		<b>16,372.24</b>	<b>1,119.46</b>	
<b>PROPERTY: 62391000 62391000-30 PRONGHORN 15 B3CN FED COM 1H</b>				
<u>Lease Operating Expense</u>				
COMPANY SUPERVISION	MEWBOURNE OIL COMPANY	346.50	0.068374750	23.69
EMISSIONS CONTROL EQUIPMENT MAINTENANCE	G&A FABRICATION LLC	152.36	0.068374750	10.42
FUEL/ POWER / ELECTRICAL	XCEL ENERGY	370.34	0.068374750	25.32
LEASE & FACILITY	MEWBOURNE OIL COMPANY	222.75	0.068374750	15.23
LEASE & FACILITY MAINTENANCE	MEWBOURNE OIL COMPANY	92.32	0.068374750	6.31
LEASE & FACILITY MAINTENANCE	MICO RENTALS	147.71	0.068374750	10.10
LEASE & FACILITY MAINTENANCE	INGRAM PROFESSIONAL SERV	160.21	0.068374750	10.95
LEASE & FACILITY MAINTENANCE	EP&S LLC	9.52	0.068374750	0.65
LEASE & FACILITY MAINTENANCE	EP&S LLC	376.73	0.068374750	25.76
MISCELLANEOUS EQUIPMENT RENTAL	MEWBOURNE OIL COMPANY	252.00	0.068374750	17.23
OVERHEAD-FIXED RATE	MEWBOURNE OIL COMPANY	856.29	0.068374750	58.55
PUMPING	MEWBOURNE OIL COMPANY	850.00	0.068374750	58.12

## MEWBOURNE OIL COMPANY

TOM M RAGSDALE  
400 N SAM HOUSTON PARKWAY EAST  
SUITE 601  
HOUSTON, TX 77060

INVOICE NO.: 202012-11537  
INVOICE DATE: 12-31-2020  
OWNER: 035904-1  
BILLING FOR: December 2020

REFERENCE/DESCRIPTION OF CHARGES		GROSS CHARGES	WORKING INTEREST	NET CHARGE
PUMPING	MEWBOURNE OIL COMPANY	212.50	0.068374750	14.53
RENTAL SERVICES	KODIAK GAS SERVICES LLC	5,802.51	0.068374750	396.75
RENTAL SERVICES	GRAVITY OILFIELD SERVICES	26.28	0.068374750	1.80
SALT WATER DISPOSAL	OWL SWD OPERATING LLC	4,553.80	0.068374750	311.36
SALT WATER DISPOSAL	LIMESTONE BASIN PROPERTIE	253.31	0.068374750	17.32
SITE RESTORATION & EXCAVATION	R360 ENVIRONMENTAL SOLUT	7.30	0.068374750	0.50
Total Lease Operating Expense Cost		14,692.43		1,004.59

62391000-30 SUBTOTAL

14,692.43

1,004.59

PROPERTY 62391000 TOTAL

14,692.43

1,004.59

PROPERTY: 62392000 62392000-30 PRONGHORN 15 B3DM FED COM 1H

Lease Operating Expense

COMPANY SUPERVISION	MEWBOURNE OIL COMPANY	357.00	0.068374750	24.41
EMISSIONS CONTROL EQUIPMENT MAINTENANCE	G&A FABRICATION LLC	152.36	0.068374750	10.42
FUEL/ POWER / ELECTRICAL	XCEL ENERGY	2,606.32	0.068374750	178.21
LEASE & FACILITY	MEWBOURNE OIL COMPANY	222.75	0.068374750	15.23
LEASE & FACILITY MAINTENANCE	MEWBOURNE OIL COMPANY	92.32	0.068374750	6.31
LEASE & FACILITY MAINTENANCE	GARNER PUMP & SUPPLY INC	36.68	0.068374750	2.51
LEASE & FACILITY MAINTENANCE	MICO RENTALS	96.00	0.068374750	6.56
LEASE & FACILITY MAINTENANCE	INGRAM PROFESSIONAL SERV	160.25	0.068374750	10.96
LEASE & FACILITY MAINTENANCE	EP&S LLC	9.52	0.068374750	0.65
LEASE & FACILITY MAINTENANCE	EP&S LLC	376.73	0.068374750	25.76
MISCELLANEOUS EQUIPMENT RENTAL	MEWBOURNE OIL COMPANY	252.00	0.068374750	17.23
OVERHEAD-FIXED RATE	MEWBOURNE OIL COMPANY	856.32	0.068374750	58.55
PUMPING	MEWBOURNE OIL COMPANY	850.00	0.068374750	58.12
PUMPING	MEWBOURNE OIL COMPANY	212.50	0.068374750	14.53
RENTAL SERVICES	GRAVITY OILFIELD SERVICES	17.08	0.068374750	1.17
RENTAL SERVICES	TOTAL OPERATIONS & PRODU	4,238.33	0.068374750	289.79
SALT WATER DISPOSAL	OWL SWD OPERATING LLC	3,245.01	0.068374750	221.88
SALT WATER DISPOSAL	LIMESTONE BASIN PROPERTIE	166.72	0.068374750	11.40
SITE RESTORATION & EXCAVATION	R360 ENVIRONMENTAL SOLUT	7.30	0.068374750	0.50
Total Lease Operating Expense Cost		13,955.19		954.19

62392000-30 SUBTOTAL

13,955.19

954.19

PROPERTY 62392000 TOTAL

13,955.19

954.19

PROPERTY: 62774000 62774000-30 IBEX 10 B3MD FED COM 1H

Lease Operating Expense

AUTOMATION MAINTENANCE	AMERICAN MILLENNIUM COR	26.05	0.052753640	1.38
COMPANY SUPERVISION	MEWBOURNE OIL COMPANY	525.00	0.052753640	27.70
EMISSIONS CONTROL EQUIPMENT MAINTENANCE	G&A FABRICATION LLC	152.36	0.052753640	8.04
FUEL/ POWER / ELECTRICAL	XCEL ENERGY	535.58	0.052753640	28.25
GATHERING/TREATING/DEHYDRATION	PRO-KEM INC	402.19	0.052753640	21.22



## MEWBOURNE OIL COMPANY

Page 5

TOM M RAGSDALE  
400 N SAM HOUSTON PARKWAY EAST  
SUITE 601  
HOUSTON, TX 77060

INVOICE NO.: 202012-11537  
INVOICE DATE: 12-31-2020  
OWNER: 035904-1  
BILLING FOR: December 2020

REFERENCE/DESCRIPTION OF CHARGES		GROSS CHARGES	WORKING INTEREST	NET CHARGE
LEASE & FACILITY	MEWBOURNE OIL COMPANY	567.00	0.052753640	29.91
LEASE & FACILITY MAINTENANCE	MEWBOURNE OIL COMPANY	92.32	0.052753640	4.87
LEASE & FACILITY MAINTENANCE	K&S OILFIELD SUPPLIES LLC	502.49	0.052753640	26.51
LEASE & FACILITY MAINTENANCE	MICO RENTALS	240.01	0.052753640	12.66
LEASE & FACILITY MAINTENANCE	TURNCO ENTERPRISES LLC	285.00	0.052753640	15.03
LEASE & FACILITY MAINTENANCE	TURNCO ENTERPRISES LLC	475.00	0.052753640	25.06
LEASE & FACILITY MAINTENANCE	TRINITY OILFIELD SERVICES &	228.14	0.052753640	12.03
LEASE & FACILITY MAINTENANCE	TRINITY OILFIELD SERVICES &	411.45	0.052753640	21.70
LEASE & FACILITY MAINTENANCE	TRINITY OILFIELD SERVICES &	156.92	0.052753640	8.28
LEASE & FACILITY MAINTENANCE	EP&S LLC	9.52	0.052753640	0.50
LEASE & FACILITY MAINTENANCE	EP&S LLC	376.73	0.052753640	19.87
MISCELLANEOUS EQUIPMENT RENTAL	MEWBOURNE OIL COMPANY	252.00	0.052753640	13.29
OVERHEAD-FIXED RATE	MEWBOURNE OIL COMPANY	881.16	0.052753640	46.48
PUMPING	MEWBOURNE OIL COMPANY	850.00	0.052753640	44.84
PUMPING	MEWBOURNE OIL COMPANY	425.00	0.052753640	22.42
RENTAL SERVICES	SERVICE COMPRESSION LLC	4,503.23	0.052753640	237.56
RENTAL SERVICES	GRAVITY OILFIELD SERVICES	42.70	0.052753640	2.25
SALT WATER DISPOSAL	TRINITY OILFIELD SERVICES &	466.84	0.052753640	24.63
SALT WATER DISPOSAL	OWL SWD OPERATING LLC	6,037.30	0.052753640	318.49
SALT WATER DISPOSAL	LIMESTONE BASIN PROPERTIE	381.94	0.052753640	20.15
SITE RESTORATION & EXCAVATION	BLADE SERVICES LLC	1,303.98	0.052753640	68.79
SITE RESTORATION & EXCAVATION	R360 ENVIRONMENTAL SOLUT	7.30	0.052753640	0.38
SITE RESTORATION & EXCAVATION	SUNDANCE SERVICES WEST IN	142.19	0.052753640	7.50
Total Lease Operating Expense Cost		20,279.40		1,069.79

Netted Owner

62774000-30 SUBTOTAL	20,279.40	1,069.79
PROPERTY 62774000 TOTAL	20,279.40	1,069.79

PROPERTY: 62775000 62775000-30 IBEX 10 B3NC FED COM 1H

Lease Operating Expense

AUTOMATION MAINTENANCE	AMERICAN MILLENNIUM COR	26.06	0.052753640	1.38
EMISSIONS CONTROL EQUIPMENT MAINTENANCE	G&A FABRICATION LLC	152.36	0.052753640	8.04
FUEL/ POWER / ELECTRICAL	XCEL ENERGY	450.09	0.052753640	23.74
GATHERING/TREATING/DEHYDRATION	PRO-KEM INC	402.19	0.052753640	21.22
LEASE & FACILITY	MEWBOURNE OIL COMPANY	229.50	0.052753640	12.11
LEASE & FACILITY MAINTENANCE	MEWBOURNE OIL COMPANY	92.32	0.052753640	4.87
LEASE & FACILITY MAINTENANCE	MICO RENTALS	225.23	0.052753640	11.88
LEASE & FACILITY MAINTENANCE	TRINITY OILFIELD SERVICES &	228.15	0.052753640	12.04
LEASE & FACILITY MAINTENANCE	TRINITY OILFIELD SERVICES &	411.45	0.052753640	21.70
LEASE & FACILITY MAINTENANCE	TRINITY OILFIELD SERVICES &	156.94	0.052753640	8.28
LEASE & FACILITY MAINTENANCE	EP&S LLC	9.52	0.052753640	0.50
LEASE & FACILITY MAINTENANCE	EP&S LLC	376.73	0.052753640	19.87
MISCELLANEOUS EQUIPMENT RENTAL	MEWBOURNE OIL COMPANY	252.00	0.052753640	13.29

## MEWBOURNE OIL COMPANY

Page 6

TOM M RAGSDALE  
400 N SAM HOUSTON PARKWAY EAST  
SUITE 601  
HOUSTON, TX 77060

INVOICE NO.: 202012-11537  
INVOICE DATE: 12-31-2020  
OWNER: 035904-1  
BILLING FOR: December 2020

REFERENCE/DESCRIPTION OF CHARGES		GROSS CHARGES	WORKING INTEREST	NET CHARGE
OVERHEAD-FIXED RATE	MEWBOURNE OIL COMPANY	881.16	0.052753640	46.48
PUMPING	MEWBOURNE OIL COMPANY	850.00	0.052753640	44.84
PUMPING	MEWBOURNE OIL COMPANY	425.00	0.052753640	22.42
RENTAL SERVICES	SERVICE COMPRESSION LLC	4,607.60	0.052753640	243.07
RENTAL SERVICES	GRAVITY OILFIELD SERVICES	40.07	0.052753640	2.11
SALT WATER DISPOSAL	TRINITY OILFIELD SERVICES &	466.84	0.052753640	24.63
SALT WATER DISPOSAL	OWL SWD OPERATING LLC	4,933.60	0.052753640	260.26
SALT WATER DISPOSAL	LIMESTONE BASIN PROPERTIE	289.43	0.052753640	15.27
SITE RESTORATION & EXCAVATION	BLADE SERVICES LLC	1,303.98	0.052753640	68.79
SITE RESTORATION & EXCAVATION	R360 ENVIRONMENTAL SOLUT	7.30	0.052753640	0.38
SITE RESTORATION & EXCAVATION	SUNDANCE SERVICES WEST IN	142.19	0.052753640	7.50
WELL EQUIPMENT-SURFACE	DIVINE WIRELINE SOLUTIONS	4,509.22	0.052753640	237.88
Total Lease Operating Expense Cost		21,468.93		1,132.55

62775000-30 SUBTOTAL	21,468.93	1,132.55
PROPERTY 62775000 TOTAL	21,468.93	1,132.55

PROPERTY: 62776000 62776000-30 IBEX 10 B3OB FED COM 1H

Lease Operating Expense

AUTOMATION MAINTENANCE	AMERICAN MILLENNIUM COR	25.70	0.032250710	0.83
EMISSIONS CONTROL EQUIPMENT MAINTENANCE	G&A FABRICATION LLC	152.36	0.032250710	4.91
EMISSIONS CONTROL EQUIPMENT MAINTENANCE	G&A FABRICATION LLC	152.36	0.032250710	4.91
EMISSIONS CONTROL EQUIPMENT MAINTENANCE	VAPROX LLC	362.77	0.032250710	11.70
FUEL/ POWER / ELECTRICAL	XCEL ENERGY	324.15	0.032250710	10.45
LEASE & FACILITY	MEWBOURNE OIL COMPANY	222.75	0.032250710	7.18
LEASE & FACILITY MAINTENANCE	MEWBOURNE OIL COMPANY	92.32	0.032250710	2.98
LEASE & FACILITY MAINTENANCE	MICO RENTALS	251.09	0.032250710	8.10
LEASE & FACILITY MAINTENANCE	TURNCO ENTERPRISES LLC	190.00	0.032250710	6.13
LEASE & FACILITY MAINTENANCE	EP&S LLC	9.52	0.032250710	0.31
LEASE & FACILITY MAINTENANCE	EP&S LLC	446.21	0.032250710	14.39
MISCELLANEOUS EQUIPMENT RENTAL	MEWBOURNE OIL COMPANY	252.00	0.032250710	8.13
OVERHEAD-FIXED RATE	MEWBOURNE OIL COMPANY	881.16	0.032250710	28.42
PUMPING	MEWBOURNE OIL COMPANY	850.00	0.032250710	27.41
PUMPING	MEWBOURNE OIL COMPANY	425.00	0.032250710	13.71
RENTAL SERVICES	NATURAL GAS SERVICES GRO	4,199.74	0.032250710	135.44
RENTAL SERVICES	GRAVITY OILFIELD SERVICES	44.67	0.032250710	1.44
SALT WATER DISPOSAL	OWL SWD OPERATING LLC	4,831.06	0.032250710	155.80
SALT WATER DISPOSAL	LIMESTONE BASIN PROPERTIE	328.22	0.032250710	10.59
SALT WATER DISPOSAL	RAZ OIL AND GAS	44.58	0.032250710	1.44
SITE RESTORATION & EXCAVATION	R360 ENVIRONMENTAL SOLUT	7.30	0.032250710	0.24
Total Lease Operating Expense Cost		14,092.96		454.51

62776000-30 SUBTOTAL

14,092.96

454.51

## MEWBOURNE OIL COMPANY

TOM M RAGSDALE  
400 N SAM HOUSTON PARKWAY EAST  
SUITE 601  
HOUSTON, TX 77060

INVOICE NO.: 202012-11537  
INVOICE DATE: 12-31-2020  
OWNER: 035904-1  
BILLING FOR: December 2020

REFERENCE/DESCRIPTION OF CHARGES		GROSS CHARGES	WORKING INTEREST	NET CHARGE
<b>PROPERTY 62776000 TOTAL</b>		<b>14,092.96</b>	<b>454.51</b>	
<b>PROPERTY: 62906000 62906000-30 GAZELLE 22 B2MD FED COM 2H</b>				
<u>Lease Operating Expense</u>				
AUTOMATION MAINTENANCE	AMERICAN MILLENNIUM COR	15.34	0.196991940	3.02
COMPANY SUPERVISION	MEWBOURNE OIL COMPANY	357.00	0.196991940	70.32
COMPANY SUPERVISION	MEWBOURNE OIL COMPANY	262.50	0.196991940	51.71
COMPRESSOR MAINTENANCE	TRINITY OILFIELD SERVICES &	1,508.65	0.196991940	297.20
COMPRESSOR MAINTENANCE	TRINITY OILFIELD SERVICES &	274.30	0.196991940	54.04
COMPRESSOR MAINTENANCE	AUTOMATED WELLHEAD COM	2,100.00	0.196991940	413.69
EMISSIONS CONTROL EQUIPMENT MAINTENANCE	G&A FABRICATION LLC	152.38	0.196991940	30.02
EMISSIONS CONTROL EQUIPMENT MAINTENANCE	G&A FABRICATION LLC	132.10	0.196991940	26.02
EMISSIONS CONTROL EQUIPMENT MAINTENANCE	G&A FABRICATION LLC	76.19	0.196991940	15.01
EMISSIONS CONTROL EQUIPMENT MAINTENANCE	G&A FABRICATION LLC	76.19	0.196991940	15.01
EMISSIONS CONTROL EQUIPMENT MAINTENANCE	G&A FABRICATION LLC	76.19	0.196991940	15.01
EMISSIONS CONTROL EQUIPMENT MAINTENANCE	G&A FABRICATION LLC	628.79	0.196991940	123.87
EMISSIONS CONTROL EQUIPMENT MAINTENANCE	VAPROX LLC	794.47	0.196991940	156.50
EMISSIONS CONTROL EQUIPMENT MAINTENANCE	VAPROX LLC	135.90	0.196991940	26.77
FUEL/ POWER / ELECTRICAL	XCEL ENERGY	457.33	0.196991940	90.08
LEASE & FACILITY MAINTENANCE	MEWBOURNE OIL COMPANY	92.32	0.196991940	18.18
LEASE & FACILITY MAINTENANCE	MICO RENTALS	195.70	0.196991940	38.55
LEASE & FACILITY MAINTENANCE	G&A FABRICATION LLC	516.89	0.196991940	101.82
LEASE & FACILITY MAINTENANCE	TRINITY OILFIELD SERVICES &	68.57	0.196991940	13.51
LEASE & FACILITY MAINTENANCE	TRINITY OILFIELD SERVICES &	21.09	0.196991940	4.16
LEASE & FACILITY MAINTENANCE	TRINITY OILFIELD SERVICES &	19.78	0.196991940	3.90
LEASE & FACILITY MAINTENANCE	EP&S LLC	9.52	0.196991940	1.88
LEASE & FACILITY MAINTENANCE	EP&S LLC	271.16	0.196991940	53.42
MISCELLANEOUS EQUIPMENT RENTAL	MEWBOURNE OIL COMPANY	252.00	0.196991940	49.64
OVERHEAD-FIXED RATE	MEWBOURNE OIL COMPANY	881.16	0.196991940	173.58
PUMPING	MEWBOURNE OIL COMPANY	850.00	0.196991940	167.44
PUMPING	MEWBOURNE OIL COMPANY	425.00	0.196991940	83.72
RENTAL SERVICES	NATURAL GAS SERVICES GRO	-3,069.73	0.196991940	-604.71
RENTAL SERVICES	USA COMPRESSION PARTNER	4,677.17	0.196991940	921.36
RENTAL SERVICES	USA COMPRESSION PARTNER	5,011.26	0.196991940	987.18
RENTAL SERVICES	USA COMPRESSION PARTNER	5,011.26	0.196991940	987.18
RENTAL SERVICES	GRAVITY OILFIELD SERVICES	34.82	0.196991940	6.86
SALT WATER DISPOSAL	OWL SWD OPERATING LLC	5,808.66	0.196991940	1,144.26
SALT WATER DISPOSAL	LIMESTONE BASIN PROPERTIE	243.00	0.196991940	47.87
SITE RESTORATION & EXCAVATION	R360 ENVIRONMENTAL SOLUT	166.16	0.196991940	32.74
SITE RESTORATION & EXCAVATION	R360 ENVIRONMENTAL SOLUT	47.47	0.196991940	9.36
SITE RESTORATION & EXCAVATION	R360 ENVIRONMENTAL SOLUT	237.37	0.196991940	46.77
SITE RESTORATION & EXCAVATION	R360 ENVIRONMENTAL SOLUT	7.31	0.196991940	1.44
Total Lease Operating Expense Cost		28,825.27		5,678.38

## MEWBOURNE OIL COMPANY

Page 8

TOM M RAGSDALE  
400 N SAM HOUSTON PARKWAY EAST  
SUITE 601  
HOUSTON, TX 77060

INVOICE NO.: 202012-11537  
INVOICE DATE: 12-31-2020  
OWNER: 035904-1  
BILLING FOR: December 2020

REFERENCE/DESCRIPTION OF CHARGES		GROSS CHARGES	WORKING INTEREST	NET CHARGE
<b>62906000-30 SUBTOTAL</b>		<b>28,825.27</b>	<b>5,678.38</b>	
<b>PROPERTY 62906000 TOTAL</b>		<b>28,825.27</b>	<b>5,678.38</b>	
<b>PROPERTY: 62915000 62915000-10 CREEDENCE 21/16 W0ED ST COM 2H</b>				
<u>Intangible Well Cost</u>				
WELL / LEASE LEGAL	ROD J MACDONALD	300.00	0.006363620	1.91
Total Intangible Well Cost Cost		300.00		1.91
<b>62915000-10 SUBTOTAL</b>		<b>300.00</b>	<b>1.91</b>	
<b>PROPERTY: 62915000 62915000-20 CREEDENCE 21/16 W0ED ST COM 2H</b>				
<u>Equipment Beyond Wellhead</u>				
AUTOMATION METERING EQUIPMENT	CONTROL EQUIPMENT INC	2,008.14	0.006363620	12.78
FITTINGS / VALVES & ACCESSORIES	CONTROL EQUIPMENT INC	274.75	0.006363620	1.75
FITTINGS / VALVES & ACCESSORIES	KEYSTONE PUMP & SUPPLY LI	8,167.95	0.006363620	51.98
PRODUCTION EQUIP INSTALLATION	JUSTIN WILSON	47.68	0.006363620	0.30
PRODUCTION EQUIP INSTALLATION	JUSTIN WILSON	1,115.66	0.006363620	7.10
PRODUCTION EQUIP INSTALLATION	TRINITY OILFIELD SERVICES &	407.94	0.006363620	2.60
PRODUCTION EQUIP INSTALLATION	TRINITY OILFIELD SERVICES &	145.69	0.006363620	0.93
PRODUCTION EQUIP INSTALLATION	TRINITY OILFIELD SERVICES &	58.28	0.006363620	0.37
PRODUCTION EQUIP INSTALLATION	TRINITY OILFIELD SERVICES &	116.56	0.006363620	0.74
PRODUCTION EQUIP INSTALLATION	TRINITY OILFIELD SERVICES &	333.77	0.006363620	2.12
PRODUCTION EQUIP INSTALLATION	TRINITY OILFIELD SERVICES &	241.06	0.006363620	1.53
PRODUCTION EQUIP INSTALLATION	TRINITY OILFIELD SERVICES &	333.77	0.006363620	2.12
PRODUCTION EQUIP INSTALLATION	TRINITY OILFIELD SERVICES &	437.08	0.006363620	2.78
PRODUCTION EQUIP INSTALLATION	TRINITY OILFIELD SERVICES &	378.80	0.006363620	2.41
PRODUCTION EQUIP INSTALLATION	TRINITY OILFIELD SERVICES &	378.80	0.006363620	2.41
PRODUCTION EQUIP INSTALLATION	TRINITY OILFIELD SERVICES &	241.06	0.006363620	1.53
PRODUCTION EQUIP INSTALLATION	TRINITY OILFIELD SERVICES &	291.39	0.006363620	1.85
PRODUCTION EQUIP INSTALLATION	TRINITY OILFIELD SERVICES &	241.06	0.006363620	1.53
PRODUCTION EQUIP INSTALLATION	TRINITY OILFIELD SERVICES &	203.97	0.006363620	1.30
PRODUCTION EQUIP INSTALLATION	MC WELDING LLC	65.35	0.006363620	0.42
SEPARATION / TREATING EQUIPMENT	CONTROL EQUIPMENT INC	1,955.25	0.006363620	12.44
SERVICE PUMPS	MEWBOURNE OIL COMPANY	-10,500.00	0.006363620	-66.82
Total Equipment Beyond Wellhead Cost		6,944.01		44.17
<b>62915000-20 SUBTOTAL</b>		<b>6,944.01</b>	<b>44.17</b>	
<b>PROPERTY: 62915000 62915000-30 CREEDENCE 21/16 W0ED ST COM 2H</b>				
<u>Lease Operating Expense</u>				
AUTOMATION MAINTENANCE	AMERICAN MILLENNIUM COR	12.85	0.006363620	0.08
AUTOMATION MAINTENANCE	AMERICAN MILLENNIUM COR	12.85	0.006363620	0.08
COMPANY SUPERVISION	MEWBOURNE OIL COMPANY	262.50	0.006363620	1.67
COMPANY SUPERVISION	MEWBOURNE OIL COMPANY	262.50	0.006363620	1.67

## MEWBOURNE OIL COMPANY

Page 9

TOM M RAGSDALE  
400 N SAM HOUSTON PARKWAY EAST  
SUITE 601  
HOUSTON, TX 77060

INVOICE NO.: 202012-11537  
INVOICE DATE: 12-31-2020  
OWNER: 035904-1  
BILLING FOR: December 2020

REFERENCE/DESCRIPTION OF CHARGES		GROSS CHARGES	WORKING INTEREST	NET CHARGE
COMPANY SUPERVISION	MEWBOURNE OIL COMPANY	1,050.00	0.006363620	6.68
COMPRESSOR MAINTENANCE	TRINITY OILFIELD SERVICES &	349.66	0.006363620	2.23
CONTRACT SUPERVISION	TURNCO ENTERPRISES LLC	921.37	0.006363620	5.86
EMISSIONS CONTROL EQUIPMENT MAINTENANCE	7B ROUSTABOUT LLC	330.00	0.006363620	2.10
EMISSIONS CONTROL EQUIPMENT MAINTENANCE	K&S OILFIELD SUPPLIES LLC	9.73	0.006363620	0.06
EMISSIONS CONTROL EQUIPMENT MAINTENANCE	K&S OILFIELD SUPPLIES LLC	12.97	0.006363620	0.08
EMISSIONS CONTROL EQUIPMENT MAINTENANCE	VAPROX LLC	689.78	0.006363620	4.39
EMISSIONS CONTROL EQUIPMENT MAINTENANCE	AUTOMATED WELLHEAD COM	549.93	0.006363620	3.50
EMISSIONS CONTROL EQUIPMENT MAINTENANCE	AUTOMATED WELLHEAD COM	272.85	0.006363620	1.74
EMISSIONS CONTROL EQUIPMENT MAINTENANCE	AUTOMATED WELLHEAD COM	429.13	0.006363620	2.73
EMISSIONS CONTROL EQUIPMENT MAINTENANCE	AUTOMATED WELLHEAD COM	994.44	0.006363620	6.33
EMISSIONS CONTROL EQUIPMENT MAINTENANCE	AUTOMATED WELLHEAD COM	112.32	0.006363620	0.71
EMISSIONS CONTROL EQUIPMENT MAINTENANCE	AUTOMATED WELLHEAD COM	68.35	0.006363620	0.43
EMISSIONS CONTROL EQUIPMENT MAINTENANCE	AUTOMATED WELLHEAD COM	178.53	0.006363620	1.14
EMISSIONS CONTROL EQUIPMENT MAINTENANCE	AUTOMATED WELLHEAD COM	16,354.84	0.006363620	104.08
FUEL/ POWER / ELECTRICAL	XCEL ENERGY	5,248.71	0.006363620	33.40
LEASE & FACILITY	MEWBOURNE OIL COMPANY	337.50	0.006363620	2.15
LEASE & FACILITY	MEWBOURNE OIL COMPANY	168.75	0.006363620	1.07
LEASE & FACILITY	MEWBOURNE OIL COMPANY	337.50	0.006363620	2.15
LEASE & FACILITY MAINTENANCE	MEWBOURNE OIL COMPANY	92.32	0.006363620	0.59
LEASE & FACILITY MAINTENANCE	GAS WELL SERVICES INC	251.92	0.006363620	1.60
LEASE & FACILITY MAINTENANCE	GAS WELL SERVICES INC	412.98	0.006363620	2.63
LEASE & FACILITY MAINTENANCE	KEYSTONE PUMP & SUPPLY LI	28.54	0.006363620	0.18
LEASE & FACILITY MAINTENANCE	KEYSTONE PUMP & SUPPLY LI	229.99	0.006363620	1.46
LEASE & FACILITY MAINTENANCE	KEYSTONE PUMP & SUPPLY LI	224.71	0.006363620	1.43
LEASE & FACILITY MAINTENANCE	KEYSTONE PUMP & SUPPLY LI	118.05	0.006363620	0.75
LEASE & FACILITY MAINTENANCE	KEYSTONE PUMP & SUPPLY LI	426.96	0.006363620	2.72
LEASE & FACILITY MAINTENANCE	KEYSTONE PUMP & SUPPLY LI	229.99	0.006363620	1.46
LEASE & FACILITY MAINTENANCE	STANDARD OIL FIELD SUPPLY	28.09	0.006363620	0.18
LEASE & FACILITY MAINTENANCE	STANDARD OIL FIELD SUPPLY	32.43	0.006363620	0.21
LEASE & FACILITY MAINTENANCE	JUSTIN WILSON	466.16	0.006363620	2.97
LEASE & FACILITY MAINTENANCE	TURNCO ENTERPRISES LLC	50.00	0.006363620	0.32
LEASE & FACILITY MAINTENANCE	TURNCO ENTERPRISES LLC	100.00	0.006363620	0.64
LEASE & FACILITY MAINTENANCE	TURNCO ENTERPRISES LLC	100.00	0.006363620	0.64
LEASE & FACILITY MAINTENANCE	INGRAM PROFESSIONAL SERV	138.59	0.006363620	0.88
OVERHEAD-FIXED RATE	MEWBOURNE OIL COMPANY	881.16	0.006363620	5.61
PUMPING	MEWBOURNE OIL COMPANY	850.00	0.006363620	5.41
PUMPING	MEWBOURNE OIL COMPANY	850.00	0.006363620	5.41
RENTAL SERVICES	KODIAK GAS SERVICES LLC	749.34	0.006363620	4.77
RENTAL SERVICES	KODIAK GAS SERVICES LLC	2,531.08	0.006363620	16.11
RENTAL SERVICES	KODIAK GAS SERVICES LLC	1,070.44	0.006363620	6.81
SALT WATER DISPOSAL	MEWBOURNE OIL COMPANY	44,126.45	0.006363620	280.80



## MEWBOURNE OIL COMPANY

TOM M RAGSDALE  
400 N SAM HOUSTON PARKWAY EAST  
SUITE 601  
HOUSTON, TX 77060

INVOICE NO.: 202012-11537  
INVOICE DATE: 12-31-2020  
OWNER: 035904-1  
BILLING FOR: December 2020

REFERENCE/DESCRIPTION OF CHARGES		GROSS CHARGES	WORKING INTEREST	NET CHARGE
Total Lease Operating Expense Cost		82,956.26		527.91
<b>62915000-30 SUBTOTAL</b>		<b>82,956.26</b>	<b>527.91</b>	
<b>PROPERTY: 62915000 TOTAL</b>		<b>90,200.27</b>	<b>573.99</b>	
<b>PROPERTY: 62916000 62916000-10 CREEDENCE 21/16 W1ED ST COM 1H</b>				
<u>Intangible Well Cost</u>				
WELL / LEASE LEGAL	ROD J MACDONALD	300.00	0.006363620	1.91
Total Intangible Well Cost Cost		300.00		1.91
<b>62916000-10 SUBTOTAL</b>		<b>300.00</b>	<b>1.91</b>	
<b>PROPERTY: 62916000 62916000-20 CREEDENCE 21/16 W1ED ST COM 1H</b>				
<u>Equipment Beyond Wellhead</u>				
AUTOMATION METERING EQUIPMENT	CONTROL EQUIPMENT INC	2,008.14	0.006363620	12.78
FITTINGS / VALVES & ACCESSORIES	CONTROL EQUIPMENT INC	274.75	0.006363620	1.75
FITTINGS / VALVES & ACCESSORIES	KEYSTONE PUMP & SUPPLY LI	8,167.95	0.006363620	51.98
PRODUCTION EQUIP INSTALLATION	JUSTIN WILSON	47.67	0.006363620	0.30
PRODUCTION EQUIP INSTALLATION	JUSTIN WILSON	1,115.62	0.006363620	7.10
PRODUCTION EQUIP INSTALLATION	TRINITY OILFIELD SERVICES &	407.94	0.006363620	2.60
PRODUCTION EQUIP INSTALLATION	TRINITY OILFIELD SERVICES &	145.69	0.006363620	0.93
PRODUCTION EQUIP INSTALLATION	TRINITY OILFIELD SERVICES &	58.28	0.006363620	0.37
PRODUCTION EQUIP INSTALLATION	TRINITY OILFIELD SERVICES &	116.55	0.006363620	0.74
PRODUCTION EQUIP INSTALLATION	TRINITY OILFIELD SERVICES &	333.77	0.006363620	2.12
PRODUCTION EQUIP INSTALLATION	TRINITY OILFIELD SERVICES &	241.05	0.006363620	1.53
PRODUCTION EQUIP INSTALLATION	TRINITY OILFIELD SERVICES &	333.77	0.006363620	2.12
PRODUCTION EQUIP INSTALLATION	TRINITY OILFIELD SERVICES &	437.08	0.006363620	2.78
PRODUCTION EQUIP INSTALLATION	TRINITY OILFIELD SERVICES &	378.80	0.006363620	2.41
PRODUCTION EQUIP INSTALLATION	TRINITY OILFIELD SERVICES &	378.80	0.006363620	2.41
PRODUCTION EQUIP INSTALLATION	TRINITY OILFIELD SERVICES &	241.05	0.006363620	1.53
PRODUCTION EQUIP INSTALLATION	TRINITY OILFIELD SERVICES &	291.38	0.006363620	1.85
PRODUCTION EQUIP INSTALLATION	TRINITY OILFIELD SERVICES &	241.05	0.006363620	1.53
PRODUCTION EQUIP INSTALLATION	TRINITY OILFIELD SERVICES &	203.97	0.006363620	1.30
PRODUCTION EQUIP INSTALLATION	MC WELDING LLC	65.33	0.006363620	0.42
SEPARATION / TREATING EQUIPMENT	CONTROL EQUIPMENT INC	1,955.23	0.006363620	12.44
SERVICE PUMPS	MEWBOURNE OIL COMPANY	-10,500.00	0.006363620	-66.82
Total Equipment Beyond Wellhead Cost		6,943.87		44.17
<b>62916000-20 SUBTOTAL</b>		<b>6,943.87</b>	<b>44.17</b>	
<b>PROPERTY: 62916000 62916000-30 CREEDENCE 21/16 W1ED ST COM 1H</b>				
<u>Lease Operating Expense</u>				
AUTOMATION MAINTENANCE	AMERICAN MILLENNIUM COR	12.85	0.006363620	0.08
AUTOMATION MAINTENANCE	AMERICAN MILLENNIUM COR	12.85	0.006363620	0.08
COMPANY SUPERVISION	MEWBOURNE OIL COMPANY	262.50	0.006363620	1.67

## MEWBOURNE OIL COMPANY

TOM M RAGSDALE  
400 N SAM HOUSTON PARKWAY EAST  
SUITE 601  
HOUSTON, TX 77060

INVOICE NO.: 202012-11537  
INVOICE DATE: 12-31-2020  
OWNER: 035904-1  
BILLING FOR: December 2020

REFERENCE/DESCRIPTION OF CHARGES		GROSS CHARGES	WORKING INTEREST	NET CHARGE
COMPANY SUPERVISION	MEWBOURNE OIL COMPANY	262.50	0.006363620	1.67
COMPANY SUPERVISION	MEWBOURNE OIL COMPANY	1,050.00	0.006363620	6.68
COMPRESSOR MAINTENANCE	TRINITY OILFIELD SERVICES &	349.66	0.006363620	2.23
CONTRACT SUPERVISION	TURNCO ENTERPRISES LLC	921.38	0.006363620	5.86
EMISSIONS CONTROL EQUIPMENT MAINTENANCE	7B ROUSTABOUT LLC	330.00	0.006363620	2.10
EMISSIONS CONTROL EQUIPMENT MAINTENANCE	K&S OILFIELD SUPPLIES LLC	9.76	0.006363620	0.06
EMISSIONS CONTROL EQUIPMENT MAINTENANCE	K&S OILFIELD SUPPLIES LLC	13.01	0.006363620	0.08
EMISSIONS CONTROL EQUIPMENT MAINTENANCE	VAPROX LLC	689.76	0.006363620	4.39
EMISSIONS CONTROL EQUIPMENT MAINTENANCE	AUTOMATED WELLHEAD COM	549.91	0.006363620	3.50
EMISSIONS CONTROL EQUIPMENT MAINTENANCE	AUTOMATED WELLHEAD COM	272.84	0.006363620	1.74
EMISSIONS CONTROL EQUIPMENT MAINTENANCE	AUTOMATED WELLHEAD COM	429.13	0.006363620	2.73
EMISSIONS CONTROL EQUIPMENT MAINTENANCE	AUTOMATED WELLHEAD COM	994.40	0.006363620	6.33
EMISSIONS CONTROL EQUIPMENT MAINTENANCE	AUTOMATED WELLHEAD COM	112.32	0.006363620	0.71
EMISSIONS CONTROL EQUIPMENT MAINTENANCE	AUTOMATED WELLHEAD COM	68.34	0.006363620	0.43
EMISSIONS CONTROL EQUIPMENT MAINTENANCE	AUTOMATED WELLHEAD COM	178.52	0.006363620	1.14
EMISSIONS CONTROL EQUIPMENT MAINTENANCE	AUTOMATED WELLHEAD COM	16,354.74	0.006363620	104.08
FUEL/ POWER / ELECTRICAL	XCEL ENERGY	5,739.24	0.006363620	36.52
LEASE & FACILITY	MEWBOURNE OIL COMPANY	337.50	0.006363620	2.15
LEASE & FACILITY	MEWBOURNE OIL COMPANY	168.75	0.006363620	1.07
LEASE & FACILITY	MEWBOURNE OIL COMPANY	337.50	0.006363620	2.15
LEASE & FACILITY MAINTENANCE	MEWBOURNE OIL COMPANY	92.32	0.006363620	0.59
LEASE & FACILITY MAINTENANCE	KEYSTONE PUMP & SUPPLY LI	28.56	0.006363620	0.18
LEASE & FACILITY MAINTENANCE	KEYSTONE PUMP & SUPPLY LI	230.01	0.006363620	1.46
LEASE & FACILITY MAINTENANCE	KEYSTONE PUMP & SUPPLY LI	224.72	0.006363620	1.43
LEASE & FACILITY MAINTENANCE	KEYSTONE PUMP & SUPPLY LI	118.03	0.006363620	0.75
LEASE & FACILITY MAINTENANCE	KEYSTONE PUMP & SUPPLY LI	426.98	0.006363620	2.72
LEASE & FACILITY MAINTENANCE	KEYSTONE PUMP & SUPPLY LI	230.01	0.006363620	1.46
LEASE & FACILITY MAINTENANCE	STANDARD OIL FIELD SUPPLY	28.17	0.006363620	0.18
LEASE & FACILITY MAINTENANCE	STANDARD OIL FIELD SUPPLY	32.44	0.006363620	0.21
LEASE & FACILITY MAINTENANCE	TURNCO ENTERPRISES LLC	50.00	0.006363620	0.32
LEASE & FACILITY MAINTENANCE	TURNCO ENTERPRISES LLC	100.00	0.006363620	0.64
LEASE & FACILITY MAINTENANCE	TURNCO ENTERPRISES LLC	100.00	0.006363620	0.64
LEASE & FACILITY MAINTENANCE	INGRAM PROFESSIONAL SERV	138.52	0.006363620	0.88
OVERHEAD-FIXED RATE	MEWBOURNE OIL COMPANY	881.16	0.006363620	5.61
PUMPING	MEWBOURNE OIL COMPANY	850.00	0.006363620	5.41
PUMPING	MEWBOURNE OIL COMPANY	850.00	0.006363620	5.41
RENTAL SERVICES	KODIAK GAS SERVICES LLC	749.34	0.006363620	4.77
RENTAL SERVICES	KODIAK GAS SERVICES LLC	2,531.08	0.006363620	16.11
RENTAL SERVICES	KODIAK GAS SERVICES LLC	1,070.44	0.006363620	6.81
SALT WATER DISPOSAL	MEWBOURNE OIL COMPANY	18,630.47	0.006363620	118.56
Total Lease Operating Expense Cost		56,819.71		361.59

## MEWBOURNE OIL COMPANY

TOM M RAGSDALE  
400 N SAM HOUSTON PARKWAY EAST  
SUITE 601  
HOUSTON, TX 77060

INVOICE NO.: 202012-11537  
INVOICE DATE: 12-31-2020  
OWNER: 035904-1  
BILLING FOR: December 2020

REFERENCE/DESCRIPTION OF CHARGES		GROSS CHARGES	WORKING INTEREST	NET CHARGE
<b>62916000-30 SUBTOTAL</b>		<b>56,819.71</b>	<b>361.59</b>	
<b>PROPERTY 62916000 TOTAL</b>		<b>64,063.58</b>	<b>407.67</b>	
<b>PROPERTY: 62958000 62958000-30 GAZELLE 22 B3MD FED COM 1H</b>				
<u>Lease Operating Expense</u>				
AUTOMATION MAINTENANCE	AMERICAN MILLENNIUM COR	15.34	0.196991940	3.02
COMPANY SUPERVISION	MEWBOURNE OIL COMPANY	262.50	0.196991940	51.71
COMPRESSOR MAINTENANCE	TRINITY OILFIELD SERVICES &	812.35	0.196991940	160.03
EMISSIONS CONTROL EQUIPMENT MAINTENANCE	G&A FABRICATION LLC	152.38	0.196991940	30.02
EMISSIONS CONTROL EQUIPMENT MAINTENANCE	G&A FABRICATION LLC	132.11	0.196991940	26.02
EMISSIONS CONTROL EQUIPMENT MAINTENANCE	G&A FABRICATION LLC	76.19	0.196991940	15.01
EMISSIONS CONTROL EQUIPMENT MAINTENANCE	G&A FABRICATION LLC	76.19	0.196991940	15.01
EMISSIONS CONTROL EQUIPMENT MAINTENANCE	G&A FABRICATION LLC	76.19	0.196991940	15.01
EMISSIONS CONTROL EQUIPMENT MAINTENANCE	G&A FABRICATION LLC	628.81	0.196991940	123.87
EMISSIONS CONTROL EQUIPMENT MAINTENANCE	VAPROX LLC	794.48	0.196991940	156.50
EMISSIONS CONTROL EQUIPMENT MAINTENANCE	VAPROX LLC	135.90	0.196991940	26.77
FUEL/ POWER / ELECTRICAL	XCEL ENERGY	588.93	0.196991940	116.01
GATHERING/TREATING/DEHYDRATION	PRO-KEM INC	402.19	0.196991940	79.22
LEASE & FACILITY MAINTENANCE	MEWBOURNE OIL COMPANY	92.32	0.196991940	18.18
LEASE & FACILITY MAINTENANCE	MICO RENTALS	214.18	0.196991940	42.19
LEASE & FACILITY MAINTENANCE	G&A FABRICATION LLC	516.93	0.196991940	101.83
LEASE & FACILITY MAINTENANCE	TRINITY OILFIELD SERVICES &	68.58	0.196991940	13.51
LEASE & FACILITY MAINTENANCE	TRINITY OILFIELD SERVICES &	21.11	0.196991940	4.16
LEASE & FACILITY MAINTENANCE	TRINITY OILFIELD SERVICES &	19.79	0.196991940	3.90
LEASE & FACILITY MAINTENANCE	EP&S LLC	9.52	0.196991940	1.88
LEASE & FACILITY MAINTENANCE	EP&S LLC	391.60	0.196991940	77.14
MISCELLANEOUS EQUIPMENT RENTAL	MEWBOURNE OIL COMPANY	252.00	0.196991940	49.64
OVERHEAD-FIXED RATE	MEWBOURNE OIL COMPANY	881.16	0.196991940	173.58
PUMPING	MEWBOURNE OIL COMPANY	850.00	0.196991940	167.44
PUMPING	MEWBOURNE OIL COMPANY	425.00	0.196991940	83.72
RENTAL SERVICES	KODIAK GAS SERVICES LLC	4,747.51	0.196991940	935.22
RENTAL SERVICES	GRAVITY OILFIELD SERVICES	38.10	0.196991940	7.50
SALT WATER DISPOSAL	OWL SWD OPERATING LLC	7,607.39	0.196991940	1,498.59
SALT WATER DISPOSAL	LIMESTONE BASIN PROPERTIE	394.50	0.196991940	77.71
SITE RESTORATION & EXCAVATION	R360 ENVIRONMENTAL SOLUT	166.16	0.196991940	32.74
SITE RESTORATION & EXCAVATION	R360 ENVIRONMENTAL SOLUT	47.48	0.196991940	9.36
SITE RESTORATION & EXCAVATION	R360 ENVIRONMENTAL SOLUT	237.38	0.196991940	46.77
SITE RESTORATION & EXCAVATION	R360 ENVIRONMENTAL SOLUT	7.30	0.196991940	1.44
Total Lease Operating Expense Cost		21,141.57		4,164.70
<b>62958000-30 SUBTOTAL</b>		<b>21,141.57</b>	<b>4,164.70</b>	
<b>PROPERTY 62958000 TOTAL</b>		<b>21,141.57</b>	<b>4,164.70</b>	
<b>PROPERTY: 72185000 72185000-10 CREEDENCE 21/16 W0FC ST COM 4H</b>				

## MEWBOURNE OIL COMPANY

TOM M RAGSDALE  
400 N SAM HOUSTON PARKWAY EAST  
SUITE 601  
HOUSTON, TX 77060

INVOICE NO.: 202012-11537  
INVOICE DATE: 12-31-2020  
OWNER: 035904-1  
BILLING FOR: December 2020

REFERENCE/DESCRIPTION OF CHARGES		GROSS CHARGES	WORKING INTEREST	NET CHARGE
<u>Intangible Well Cost</u>				
INSPECTION & REPAIR SERVICES	WELLBORE INTEGRITY SOLUT	1,533.88	0.006363620	9.76
WELL / LEASE LEGAL	ROD J MACDONALD	1,587.50	0.006363620	10.10
Total Intangible Well Cost Cost		3,121.38		19.86
<b>72185000-10 SUBTOTAL</b>		<b>3,121.38</b>	<b>19.86</b>	
<b>PROPERTY: 72185000 72185000-20 CREEDENCE 21/16 W0FC ST COM 4H</b>				
<u>Intangible Well Cost</u>				
COMPANY SUPERVISION	MEWBOURNE OIL COMPANY	1,575.00	0.006363620	10.02
COMPANY SUPERVISION	MEWBOURNE OIL COMPANY	2,625.00	0.006363620	16.70
COMPANY SUPERVISION	MEWBOURNE OIL COMPANY	1,312.50	0.006363620	8.35
COMPANY SUPERVISION	MEWBOURNE OIL COMPANY	787.50	0.006363620	5.01
COMPANY SUPERVISION	MEWBOURNE OIL COMPANY	550.00	0.006363620	3.50
COMPANY SUPERVISION	MEWBOURNE OIL COMPANY	3,150.00	0.006363620	20.05
COMPANY SUPERVISION	MEWBOURNE OIL COMPANY	3,937.50	0.006363620	25.06
COMPANY SUPERVISION	MEWBOURNE OIL COMPANY	1,837.50	0.006363620	11.69
COMPANY SUPERVISION	MEWBOURNE OIL COMPANY	1,312.50	0.006363620	8.35
COMPANY SUPERVISION	MEWBOURNE OIL COMPANY	3,675.00	0.006363620	23.39
COMPANY SUPERVISION	MEWBOURNE OIL COMPANY	2,100.00	0.006363620	13.36
COMPANY SUPERVISION	MEWBOURNE OIL COMPANY	525.00	0.006363620	3.34
COMPANY SUPERVISION	MEWBOURNE OIL COMPANY	2,625.00	0.006363620	16.70
COMPANY SUPERVISION	MEWBOURNE OIL COMPANY	1,050.00	0.006363620	6.68
COMPANY SUPERVISION	MEWBOURNE OIL COMPANY	262.50	0.006363620	1.67
CONTINGENCIES	SOLNEXUS CHEMICAL LLC	7,186.41	0.006363620	45.73
CONTRACT SERVICES & SUPERVISION	SDS PETROLEUM CONSULTAN	1,801.29	0.006363620	11.46
CONTRACT SERVICES & SUPERVISION	SDS PETROLEUM CONSULTAN	1,801.29	0.006363620	11.46
CONTRACT SERVICES & SUPERVISION	SDS PETROLEUM CONSULTAN	4,768.12	0.006363620	30.34
CONTRACT SERVICES & SUPERVISION	SDS PETROLEUM CONSULTAN	3,973.44	0.006363620	25.29
CONTRACT SERVICES & SUPERVISION	SDS PETROLEUM CONSULTAN	3,178.75	0.006363620	20.23
CONTRACT SERVICES & SUPERVISION	SDS PETROLEUM CONSULTAN	3,178.75	0.006363620	20.23
CONTRACT SERVICES & SUPERVISION	SDS PETROLEUM CONSULTAN	423.83	0.006363620	2.70
CONTRACT SERVICES & SUPERVISION	SDS PETROLEUM CONSULTAN	5,403.87	0.006363620	34.39
CONTRACT SERVICES & SUPERVISION	SDS PETROLEUM CONSULTAN	3,602.58	0.006363620	22.93
FUEL	ROLFSON OIL LLC	184,217.06	0.006363620	1,172.29
HORIZONTAL DRILLOUT SERVICES	MAN WELDING SERVICE	527.50	0.006363620	3.36
HORIZONTAL DRILLOUT SERVICES	MAN WELDING SERVICE	1,582.50	0.006363620	10.07
HORIZONTAL DRILLOUT SERVICES	THRU TUBING SOLUTIONS INC	21,034.43	0.006363620	133.86
HORIZONTAL DRILLOUT SERVICES	VAREL INTERNATIONAL IND I	3,173.70	0.006363620	20.20
HORIZONTAL DRILLOUT SERVICES	NEW WAVE ENERGY SERVICE	16,204.80	0.006363620	103.12
LOCATION / RESTORATION	DUKE OILFIELD SERVICES LLC	137.15	0.006363620	0.87
LOCATION / RESTORATION	DUKE OILFIELD SERVICES LLC	105.50	0.006363620	0.67
LOCATION / RESTORATION	DUKE OILFIELD SERVICES LLC	211.00	0.006363620	1.34

## MEWBOURNE OIL COMPANY

TOM M RAGSDALE  
400 N SAM HOUSTON PARKWAY EAST  
SUITE 601  
HOUSTON, TX 77060

INVOICE NO.: 202012-11537  
INVOICE DATE: 12-31-2020  
OWNER: 035904-1  
BILLING FOR: December 2020

REFERENCE/DESCRIPTION OF CHARGES		GROSS CHARGES	WORKING INTEREST	NET CHARGE
LOCATION / RESTORATION	DUKE OILFIELD SERVICES LLC	137.15	0.006363620	0.87
LOCATION / RESTORATION	DUKE OILFIELD SERVICES LLC	211.00	0.006363620	1.34
LOCATION / RESTORATION	SUNDANCE SERVICES WEST I	221.34	0.006363620	1.41
LOCATION / RESTORATION	NORTHERN DELAWARE BASIN	110.78	0.006363620	0.71
LOGGING & WIRELINE SERVICES	HALLIBURTON ENERGY SERV	15,471.15	0.006363620	98.45
LOGGING & WIRELINE SERVICES	HALLIBURTON ENERGY SERV	37,092.80	0.006363620	236.04
LOGGING & WIRELINE SERVICES	REPEAT PRECISION LLC	9,198.44	0.006363620	58.54
LOGGING & WIRELINE SERVICES	REPEAT PRECISION LLC	3,942.19	0.006363620	25.09
LOGGING & WIRELINE SERVICES	XTREME CRANE & RIGGING LI	5,250.00	0.006363620	33.41
LOGGING & WIRELINE SERVICES	XTREME CRANE & RIGGING LI	1,500.00	0.006363620	9.55
LOGGING & WIRELINE SERVICES	TEXAS RIG EQUIPMENT LLC	533.75	0.006363620	3.40
OVERHEAD FIXED RATE	MEWBOURNE OIL COMPANY	8,416.00	0.006363620	53.56
STIMULATION	CUDD PUMPING SERVICES INC	69,750.75	0.006363620	443.87
STIMULATION	BUTCH'S RAT HOLE & ANCHOI	63,725.00	0.006363620	405.52
STIMULATION	WELL FOAM INC	28,011.58	0.006363620	178.26
STIMULATION	UNIVERSAL PRESSURE PUMPI	827,095.45	0.006363620	5,263.32
STIMULATION RENTALS & OTHER	TFH LTD CO	6,408.75	0.006363620	40.78
STIMULATION RENTALS & OTHER	SWABCO INC	833.09	0.006363620	5.30
STIMULATION RENTALS & OTHER	SWABCO INC	664.89	0.006363620	4.23
STIMULATION RENTALS & OTHER	SWABCO INC	627.80	0.006363620	4.00
STIMULATION RENTALS & OTHER	GUNS UP SERVICES	876.33	0.006363620	5.58
STIMULATION RENTALS & OTHER	OIL STATES ENERGY SERVICE	76,487.06	0.006363620	486.73
STIMULATION RENTALS & OTHER	LESLIE CRAIG	1,363.98	0.006363620	8.68
STIMULATION RENTALS & OTHER	LESLIE CRAIG	1,363.98	0.006363620	8.68
STIMULATION RENTALS & OTHER	LESLIE CRAIG	1,175.29	0.006363620	7.48
STIMULATION RENTALS & OTHER	LESLIE CRAIG	1,175.32	0.006363620	7.48
STIMULATION RENTALS & OTHER	TRINITY OILFIELD SERVICES &	953.37	0.006363620	6.07
STIMULATION RENTALS & OTHER	TRINITY OILFIELD SERVICES &	272.47	0.006363620	1.73
STIMULATION RENTALS & OTHER	TANMAR RENTALS LLC	136.66	0.006363620	0.87
TRANSPORTATION	L & R WELL SERVICE INC	1,017.20	0.006363620	6.47
TRANSPORTATION	DIVINE ENERGY SERVICES LL	132.45	0.006363620	0.84
WATER AND OTHER	MEWBOURNE OIL COMPANY	130,981.00	0.006363620	833.51
Total Intangible Well Cost Cost		1,584,973.99		10,086.18
<u>Tangible Well Cost</u>				
SUBSURFACE EQUIP. & ARTIFICIAL LIFT SYSTEMS	ENDURANCE LIFT SOLUTIONS	7,033.27	0.006363620	44.76
TUBING (2" - 4")	PETROSMITH EQUIPMENT LP	102,065.97	0.006363620	649.51
TUBING HEAD & UPPER SECTION	KEYSTONE PUMP & SUPPLY LI	5,176.68	0.006363620	32.94
Total Tangible Well Cost Cost		114,275.92		727.21
<u>Equipment Beyond Wellhead</u>				
AUTOMATION METERING EQUIPMENT	CONTROL EQUIPMENT INC	2,008.14	0.006363620	12.78
AUTOMATION METERING EQUIPMENT	TANKLOGIX LLC	1,060.49	0.006363620	6.75
AUTOMATION METERING EQUIPMENT	VANZANDT CONTROLS, LLC	4,506.00	0.006363620	28.67



## MEWBOURNE OIL COMPANY

TOM M RAGSDALE  
400 N SAM HOUSTON PARKWAY EAST  
SUITE 601  
HOUSTON, TX 77060

INVOICE NO.: 202012-11537  
INVOICE DATE: 12-31-2020  
OWNER: 035904-1  
BILLING FOR: December 2020

REFERENCE/DESCRIPTION OF CHARGES		GROSS CHARGES	WORKING INTEREST	NET CHARGE
EMISSIONS CONTROL EQUIPMENT	7B ROUSTABOUT LLC	660.00	0.006363620	4.20
FITTINGS / VALVES & ACCESSORIES	CONTROL EQUIPMENT INC	274.75	0.006363620	1.75
FITTINGS / VALVES & ACCESSORIES	KEYSTONE PUMP & SUPPLY LI	8,167.95	0.006363620	51.98
FITTINGS / VALVES & ACCESSORIES	KEYSTONE PUMP & SUPPLY LI	1,595.28	0.006363620	10.15
FITTINGS / VALVES & ACCESSORIES	STANDARD OIL FIELD SUPPLY	337.99	0.006363620	2.15
LINE PIPE & VALVES - GATHERING	7B ROUSTABOUT LLC	570.00	0.006363620	3.63
PRODUCTION EQUIP INSTALLATION	GARNER PUMP & SUPPLY INC	140.19	0.006363620	0.90
PRODUCTION EQUIP INSTALLATION	MPS ENTERPRISES INC	56.08	0.006363620	0.36
PRODUCTION EQUIP INSTALLATION	JUSTIN WILSON	47.68	0.006363620	0.30
PRODUCTION EQUIP INSTALLATION	JUSTIN WILSON	1,115.70	0.006363620	7.10
PRODUCTION EQUIP INSTALLATION	TRINITY OILFIELD SERVICES &	407.94	0.006363620	2.60
PRODUCTION EQUIP INSTALLATION	TRINITY OILFIELD SERVICES &	145.70	0.006363620	0.93
PRODUCTION EQUIP INSTALLATION	TRINITY OILFIELD SERVICES &	58.28	0.006363620	0.37
PRODUCTION EQUIP INSTALLATION	TRINITY OILFIELD SERVICES &	116.56	0.006363620	0.74
PRODUCTION EQUIP INSTALLATION	TRINITY OILFIELD SERVICES &	333.77	0.006363620	2.12
PRODUCTION EQUIP INSTALLATION	TRINITY OILFIELD SERVICES &	241.06	0.006363620	1.53
PRODUCTION EQUIP INSTALLATION	TRINITY OILFIELD SERVICES &	333.77	0.006363620	2.12
PRODUCTION EQUIP INSTALLATION	TRINITY OILFIELD SERVICES &	437.08	0.006363620	2.78
PRODUCTION EQUIP INSTALLATION	TRINITY OILFIELD SERVICES &	378.80	0.006363620	2.41
PRODUCTION EQUIP INSTALLATION	TRINITY OILFIELD SERVICES &	378.80	0.006363620	2.41
PRODUCTION EQUIP INSTALLATION	TRINITY OILFIELD SERVICES &	241.06	0.006363620	1.53
PRODUCTION EQUIP INSTALLATION	TRINITY OILFIELD SERVICES &	291.39	0.006363620	1.85
PRODUCTION EQUIP INSTALLATION	TRINITY OILFIELD SERVICES &	241.06	0.006363620	1.53
PRODUCTION EQUIP INSTALLATION	TRINITY OILFIELD SERVICES &	203.97	0.006363620	1.30
PRODUCTION EQUIP INSTALLATION	MC WELDING LLC	65.36	0.006363620	0.42
SEPARATION / TREATING EQUIPMENT	CONTROL EQUIPMENT INC	1,955.25	0.006363620	12.44
Total Equipment Beyond Wellhead Cost		26,370.10		167.80

## 72185000-20 SUBTOTAL

1,725,620.01

10,981.19

PROPERTY: 72185000 72185000-30 CREEDENCE 21/16 W0FC ST COM 4H

Lease Operating Expense

CONTRACT SUPERVISION	TURNCO ENTERPRISES LLC	1,433.25	0.006363620	9.12
CONTRACT SUPERVISION	TURNCO ENTERPRISES LLC	1,433.25	0.006363620	9.12
CONTRACT SUPERVISION	TURNCO ENTERPRISES LLC	1,433.25	0.006363620	9.12
EMISSIONS CONTROL EQUIPMENT MAINTENANCE	K&S OILFIELD SUPPLIES LLC	9.76	0.006363620	0.06
EMISSIONS CONTROL EQUIPMENT MAINTENANCE	AUTOMATED WELLHEAD COM	112.32	0.006363620	0.71
EMISSIONS CONTROL EQUIPMENT MAINTENANCE	AUTOMATED WELLHEAD COM	68.35	0.006363620	0.43
EMISSIONS CONTROL EQUIPMENT MAINTENANCE	AUTOMATED WELLHEAD COM	178.54	0.006363620	1.14
LEASE & FACILITY	MEWBOURNE OIL COMPANY	560.25	0.006363620	3.57
LEASE & FACILITY	MEWBOURNE OIL COMPANY	675.00	0.006363620	4.30
LEASE & FACILITY MAINTENANCE	KEYSTONE PUMP & SUPPLY LI	58.89	0.006363620	0.37
LEASE & FACILITY MAINTENANCE	JUSTIN WILSON	233.11	0.006363620	1.48

## MEWBOURNE OIL COMPANY

TOM M RAGSDALE  
400 N SAM HOUSTON PARKWAY EAST  
SUITE 601  
HOUSTON, TX 77060

INVOICE NO.: 202012-11537  
INVOICE DATE: 12-31-2020  
OWNER: 035904-1  
BILLING FOR: December 2020

REFERENCE/DESCRIPTION OF CHARGES		GROSS CHARGES	WORKING INTEREST	NET CHARGE
OVERHEAD-FIXED RATE	MEWBOURNE OIL COMPANY	800.00	0.006363620	5.09
PUMPING	MEWBOURNE OIL COMPANY	850.00	0.006363620	5.41
PUMPING	MEWBOURNE OIL COMPANY	850.00	0.006363620	5.41
RENTAL SERVICES	TFH LTD CO	173.56	0.006363620	1.10
RENTAL SERVICES	KODIAK GAS SERVICES LLC	749.34	0.006363620	4.77
RENTAL SERVICES	KODIAK GAS SERVICES LLC	2,531.08	0.006363620	16.11
RENTAL SERVICES	KODIAK GAS SERVICES LLC	1,070.45	0.006363620	6.81
SALT WATER DISPOSAL	TRINITY OILFIELD SERVICES &	1,096.71	0.006363620	6.98
SALT WATER DISPOSAL	TRINITY OILFIELD SERVICES &	749.68	0.006363620	4.77
SALT WATER DISPOSAL	FLATLAND HOLDINGS LLC	108.27	0.006363620	0.69
SALT WATER DISPOSAL	NGL WATER SOLUTIONS PERM	132.45	0.006363620	0.84
SALT WATER DISPOSAL	JES ENERGY LLC	411.45	0.006363620	2.62
Total Lease Operating Expense Cost		15,718.96		100.02

<b>72185000-30 SUBTOTAL</b>	<b>15,718.96</b>	<b>100.02</b>
<b>PROPERTY 72185000 TOTAL</b>	<b>1,744,460.35</b>	<b>11,101.07</b>
<b>72185000PREPAYMENTS</b>		<b>-11,101.07</b>

**PROPERTY: 72186000 72186000-10 CREEDENCE 21/16 W1FC ST COM 3H**Intangible Well Cost

INSPECTION & REPAIR SERVICES	WELLBORE INTEGRITY SOLUT	1,533.92	0.006363620	9.76
WELL / LEASE LEGAL	ROD J MACDONALD	1,587.50	0.006363620	10.10
Total Intangible Well Cost Cost		3,121.42		19.86

**72186000-10 SUBTOTAL 3,121.42****19.86****PROPERTY: 72186000 72186000-20 CREEDENCE 21/16 W1FC ST COM 3H**Intangible Well Cost

COMPANY SUPERVISION	MEWBOURNE OIL COMPANY	525.00	0.006363620	3.34
COMPANY SUPERVISION	MEWBOURNE OIL COMPANY	2,625.00	0.006363620	16.70
COMPANY SUPERVISION	MEWBOURNE OIL COMPANY	1,312.50	0.006363620	8.35
COMPANY SUPERVISION	MEWBOURNE OIL COMPANY	787.50	0.006363620	5.01
COMPANY SUPERVISION	MEWBOURNE OIL COMPANY	550.00	0.006363620	3.50
COMPANY SUPERVISION	MEWBOURNE OIL COMPANY	3,150.00	0.006363620	20.05
COMPANY SUPERVISION	MEWBOURNE OIL COMPANY	3,937.50	0.006363620	25.06
COMPANY SUPERVISION	MEWBOURNE OIL COMPANY	1,837.50	0.006363620	11.69
COMPANY SUPERVISION	MEWBOURNE OIL COMPANY	1,312.50	0.006363620	8.35
COMPANY SUPERVISION	MEWBOURNE OIL COMPANY	2,425.50	0.006363620	15.43
COMPANY SUPERVISION	MEWBOURNE OIL COMPANY	2,100.00	0.006363620	13.36
COMPANY SUPERVISION	MEWBOURNE OIL COMPANY	525.00	0.006363620	3.34
COMPANY SUPERVISION	MEWBOURNE OIL COMPANY	2,625.00	0.006363620	16.70
COMPANY SUPERVISION	MEWBOURNE OIL COMPANY	262.50	0.006363620	1.67
CONTRACT SERVICES & SUPERVISION	SDS PETROLEUM CONSULTAN	4,768.12	0.006363620	30.34
CONTRACT SERVICES & SUPERVISION	SDS PETROLEUM CONSULTAN	3,973.44	0.006363620	25.29

## MEWBOURNE OIL COMPANY

TOM M RAGSDALE  
400 N SAM HOUSTON PARKWAY EAST  
SUITE 601  
HOUSTON, TX 77060

INVOICE NO.: 202012-11537  
INVOICE DATE: 12-31-2020  
OWNER: 035904-1  
BILLING FOR: December 2020

REFERENCE/DESCRIPTION OF CHARGES		GROSS CHARGES	WORKING INTEREST	NET CHARGE
CONTRACT SERVICES & SUPERVISION	SDS PETROLEUM CONSULTAN	3,178.75	0.006363620	20.23
CONTRACT SERVICES & SUPERVISION	SDS PETROLEUM CONSULTAN	3,602.58	0.006363620	22.93
FUEL	ROLFSON OIL LLC	184,217.06	0.006363620	1,172.29
HORIZONTAL DRILLOUT SERVICES	MAN WELDING SERVICE	527.50	0.006363620	3.36
HORIZONTAL DRILLOUT SERVICES	MAN WELDING SERVICE	1,582.50	0.006363620	10.07
HORIZONTAL DRILLOUT SERVICES	VAREL INTERNATIONAL IND I	3,173.70	0.006363620	20.20
HORIZONTAL DRILLOUT SERVICES	NEW WAVE ENERGY SERVICE	16,204.80	0.006363620	103.12
LOCATION / RESTORATION	DUKE OILFIELD SERVICES LLC	137.15	0.006363620	0.87
LOCATION / RESTORATION	DUKE OILFIELD SERVICES LLC	105.50	0.006363620	0.67
LOCATION / RESTORATION	DUKE OILFIELD SERVICES LLC	211.00	0.006363620	1.34
LOCATION / RESTORATION	DUKE OILFIELD SERVICES LLC	137.15	0.006363620	0.87
LOCATION / RESTORATION	DUKE OILFIELD SERVICES LLC	211.00	0.006363620	1.34
LOCATION / RESTORATION	SUNDANCE SERVICES WEST IF	221.32	0.006363620	1.41
LOCATION / RESTORATION	NORTHERN DELAWARE BASIN	110.77	0.006363620	0.70
LOGGING & WIRELINE SERVICES	HALLIBURTON ENERGY SERV	15,471.11	0.006363620	98.45
LOGGING & WIRELINE SERVICES	HALLIBURTON ENERGY SERV	36,078.95	0.006363620	229.59
LOGGING & WIRELINE SERVICES	REPEAT PRECISION LLC	9,724.06	0.006363620	61.88
LOGGING & WIRELINE SERVICES	REPEAT PRECISION LLC	2,628.13	0.006363620	16.72
LOGGING & WIRELINE SERVICES	XTREME CRANE & RIGGING LI	5,250.00	0.006363620	33.41
LOGGING & WIRELINE SERVICES	XTREME CRANE & RIGGING LI	1,500.00	0.006363620	9.55
LOGGING & WIRELINE SERVICES	TEXAS RIG EQUIPMENT LLC	533.75	0.006363620	3.40
OVERHEAD FIXED RATE	MEWBOURNE OIL COMPANY	8,416.00	0.006363620	53.56
STIMULATION	CUDD PUMPING SERVICES INC	71,414.44	0.006363620	454.45
STIMULATION	BUTCH'S RAT HOLE & ANCHOI	63,725.00	0.006363620	405.52
STIMULATION	UNIVERSAL PRESSURE PUMPI	824,546.12	0.006363620	5,247.10
STIMULATION RENTALS & OTHER	TFH LTD CO	6,408.75	0.006363620	40.78
STIMULATION RENTALS & OTHER	SWABCO INC	833.09	0.006363620	5.30
STIMULATION RENTALS & OTHER	SWABCO INC	664.89	0.006363620	4.23
STIMULATION RENTALS & OTHER	SWABCO INC	627.80	0.006363620	4.00
STIMULATION RENTALS & OTHER	GUNS UP SERVICES	876.31	0.006363620	5.58
STIMULATION RENTALS & OTHER	OIL STATES ENERGY SERVICE	76,487.06	0.006363620	486.73
STIMULATION RENTALS & OTHER	LESLIE CRAIG	1,364.01	0.006363620	8.68
STIMULATION RENTALS & OTHER	LESLIE CRAIG	1,364.01	0.006363620	8.68
STIMULATION RENTALS & OTHER	LESLIE CRAIG	1,175.32	0.006363620	7.48
STIMULATION RENTALS & OTHER	LESLIE CRAIG	1,175.29	0.006363620	7.48
STIMULATION RENTALS & OTHER	TRINITY OILFIELD SERVICES &	953.37	0.006363620	6.07
STIMULATION RENTALS & OTHER	TRINITY OILFIELD SERVICES &	272.47	0.006363620	1.73
STIMULATION RENTALS & OTHER	TANMAR RENTALS LLC	136.66	0.006363620	0.87
WATER AND OTHER	MEWBOURNE OIL COMPANY	130,981.00	0.006363620	833.51
Total Intangible Well Cost Cost		1,508,945.43		9,602.33
<u>Tangible Well Cost</u>				
SUBSURFACE EQUIP. & ARTIFICIAL LIFT SYSTEMS	ENDURANCE LIFT SOLUTIONS	7,033.27	0.006363620	44.76

## MEWBOURNE OIL COMPANY

Page 18

TOM M RAGSDALE  
400 N SAM HOUSTON PARKWAY EAST  
SUITE 601  
HOUSTON, TX 77060

INVOICE NO.: 202012-11537  
INVOICE DATE: 12-31-2020  
OWNER: 035904-1  
BILLING FOR: December 2020

REFERENCE/DESCRIPTION OF CHARGES		GROSS CHARGES	WORKING INTEREST	NET CHARGE
TUBING HEAD & UPPER SECTION	KEYSTONE PUMP & SUPPLY LI	5,176.68	0.006363620	32.94
Total Tangible Well Cost Cost		12,209.95		77.70
<u>Equipment Beyond Wellhead</u>				
AUTOMATION METERING EQUIPMENT	CONTROL EQUIPMENT INC	2,008.14	0.006363620	12.78
AUTOMATION METERING EQUIPMENT	TANKLOGIX LLC	1,060.51	0.006363620	6.75
AUTOMATION METERING EQUIPMENT	VANZANDT CONTROLS, LLC	4,506.00	0.006363620	28.67
EMISSIONS CONTROL EQUIPMENT	7B ROUSTABOUT LLC	660.00	0.006363620	4.20
FITTINGS / VALVES & ACCESSORIES	CONTROL EQUIPMENT INC	274.75	0.006363620	1.75
FITTINGS / VALVES & ACCESSORIES	KEYSTONE PUMP & SUPPLY LI	8,167.94	0.006363620	51.98
FITTINGS / VALVES & ACCESSORIES	KEYSTONE PUMP & SUPPLY LI	1,595.28	0.006363620	10.15
FITTINGS / VALVES & ACCESSORIES	STANDARD OIL FIELD SUPPLY	338.03	0.006363620	2.15
LINE PIPE & VALVES - GATHERING	7B ROUSTABOUT LLC	570.00	0.006363620	3.63
PRODUCTION EQUIP INSTALLATION	GARNER PUMP & SUPPLY INC	140.19	0.006363620	0.90
PRODUCTION EQUIP INSTALLATION	MPS ENTERPRISES INC	56.08	0.006363620	0.36
PRODUCTION EQUIP INSTALLATION	JUSTIN WILSON	47.67	0.006363620	0.30
PRODUCTION EQUIP INSTALLATION	JUSTIN WILSON	1,115.60	0.006363620	7.10
PRODUCTION EQUIP INSTALLATION	TRINITY OILFIELD SERVICES &	407.94	0.006363620	2.60
PRODUCTION EQUIP INSTALLATION	TRINITY OILFIELD SERVICES &	145.69	0.006363620	0.93
PRODUCTION EQUIP INSTALLATION	TRINITY OILFIELD SERVICES &	58.27	0.006363620	0.37
PRODUCTION EQUIP INSTALLATION	TRINITY OILFIELD SERVICES &	116.55	0.006363620	0.74
PRODUCTION EQUIP INSTALLATION	TRINITY OILFIELD SERVICES &	333.76	0.006363620	2.12
PRODUCTION EQUIP INSTALLATION	TRINITY OILFIELD SERVICES &	241.05	0.006363620	1.53
PRODUCTION EQUIP INSTALLATION	TRINITY OILFIELD SERVICES &	333.76	0.006363620	2.12
PRODUCTION EQUIP INSTALLATION	TRINITY OILFIELD SERVICES &	437.07	0.006363620	2.78
PRODUCTION EQUIP INSTALLATION	TRINITY OILFIELD SERVICES &	378.80	0.006363620	2.41
PRODUCTION EQUIP INSTALLATION	TRINITY OILFIELD SERVICES &	378.80	0.006363620	2.41
PRODUCTION EQUIP INSTALLATION	TRINITY OILFIELD SERVICES &	241.05	0.006363620	1.53
PRODUCTION EQUIP INSTALLATION	TRINITY OILFIELD SERVICES &	291.38	0.006363620	1.85
PRODUCTION EQUIP INSTALLATION	TRINITY OILFIELD SERVICES &	241.05	0.006363620	1.53
PRODUCTION EQUIP INSTALLATION	TRINITY OILFIELD SERVICES &	203.97	0.006363620	1.30
PRODUCTION EQUIP INSTALLATION	MC WELDING LLC	65.33	0.006363620	0.42
SEPARATION / TREATING EQUIPMENT	CONTROL EQUIPMENT INC	1,955.22	0.006363620	12.44
Total Equipment Beyond Wellhead Cost		26,369.88		167.80
<b>72186000-20 SUBTOTAL</b>		<b>1,547,525.26</b>		<b>9,847.83</b>
<b>PROPERTY: 72186000 72186000-30 CREEDENCE 21/16 W1FC ST COM 3H</b>				
<u>Lease Operating Expense</u>				
COMPANY SUPERVISION	MEWBOURNE OIL COMPANY	1,050.00	0.006363620	6.68
CONTRACT SUPERVISION	TURNCO ENTERPRISES LLC	1,433.25	0.006363620	9.12
CONTRACT SUPERVISION	TURNCO ENTERPRISES LLC	1,433.25	0.006363620	9.12
CONTRACT SUPERVISION	TURNCO ENTERPRISES LLC	1,433.25	0.006363620	9.12
EMISSIONS CONTROL EQUIPMENT MAINTENANCE	K&S OILFIELD SUPPLIES LLC	9.71	0.006363620	0.06

## MEWBOURNE OIL COMPANY

TOM M RAGSDALE  
400 N SAM HOUSTON PARKWAY EAST  
SUITE 601  
HOUSTON, TX 77060

INVOICE NO.: 202012-11537  
INVOICE DATE: 12-31-2020  
OWNER: 035904-1  
BILLING FOR: December 2020

REFERENCE/DESCRIPTION OF CHARGES		GROSS CHARGES	WORKING INTEREST	NET CHARGE
EMISSIONS CONTROL EQUIPMENT MAINTENANCE	AUTOMATED WELLHEAD COM	112.31	0.006363620	0.71
EMISSIONS CONTROL EQUIPMENT MAINTENANCE	AUTOMATED WELLHEAD COM	68.34	0.006363620	0.43
EMISSIONS CONTROL EQUIPMENT MAINTENANCE	AUTOMATED WELLHEAD COM	178.51	0.006363620	1.14
LEASE & FACILITY	MEWBOURNE OIL COMPANY	337.50	0.006363620	2.15
LEASE & FACILITY MAINTENANCE	KEYSTONE PUMP & SUPPLY LI	58.89	0.006363620	0.37
LEASE & FACILITY MAINTENANCE	JUSTIN WILSON	233.11	0.006363620	1.48
OVERHEAD-FIXED RATE	MEWBOURNE OIL COMPANY	800.00	0.006363620	5.09
PUMPING	MEWBOURNE OIL COMPANY	850.00	0.006363620	5.41
PUMPING	MEWBOURNE OIL COMPANY	850.00	0.006363620	5.41
RENTAL SERVICES	TFH LTD CO	173.58	0.006363620	1.10
RENTAL SERVICES	KODIAK GAS SERVICES LLC	749.32	0.006363620	4.77
RENTAL SERVICES	KODIAK GAS SERVICES LLC	2,531.07	0.006363620	16.11
RENTAL SERVICES	KODIAK GAS SERVICES LLC	1,070.44	0.006363620	6.81
SALT WATER DISPOSAL	MEWBOURNE OIL COMPANY	3,056.44	0.006363620	19.45
SALT WATER DISPOSAL	TRINITY OILFIELD SERVICES &	1,096.64	0.006363620	6.98
SALT WATER DISPOSAL	TRINITY OILFIELD SERVICES &	749.64	0.006363620	4.77
SALT WATER DISPOSAL	FLATLAND HOLDINGS LLC	108.25	0.006363620	0.69
SALT WATER DISPOSAL	NGL WATER SOLUTIONS PERM	132.44	0.006363620	0.84
SALT WATER DISPOSAL	JES ENERGY LLC	411.45	0.006363620	2.62
Total Lease Operating Expense Cost		18,927.39		120.43

Netted Owner

72186000-30 SUBTOTAL	18,927.39	120.43
PROPERTY 72186000 TOTAL	1,569,574.07	9,988.12
72186000PREPAYMENTS		-9,988.12

PROPERTY: 72310000 72310000-10 IBEX 15/10 B1PA FED COM 2H

Intangible Well Cost

COMPANY SUPERVISION	MEWBOURNE OIL COMPANY	750.00	0.000539020	0.40
LOCATION / RESTORATION	NGL WATER SOLUTIONS PERM	411.45	0.000539020	0.22
LOCATION / RESTORATION	SYNERGY CLEANING Solutic	7,205.00	0.000539020	3.88
MUD / CHEMICAL / ADDITIVES	SYNERGY CLEANING Solutic	14,545.00	0.000539020	7.84
MUD / CHEMICAL / ADDITIVES	SYNERGY CLEANING Solutic	7,205.00	0.000539020	3.88
RIG MOBILIZATION / DEMOBILIZATION	SYNERGY CLEANING Solutic	985.00	0.000539020	0.53
WELL / LEASE LEGAL	JAMES BRUCE	1,591.71	0.000539020	0.86
Total Intangible Well Cost Cost		32,693.16		17.61

72310000-10 SUBTOTAL	32,693.16	17.61
PROPERTY: 72310000 72310000-20 IBEX 15/10 B1PA FED COM 2H		

Intangible Well Cost

COMPANY SUPERVISION	MEWBOURNE OIL COMPANY	600.00	0.000539020	0.32
COMPANY SUPERVISION	MEWBOURNE OIL COMPANY	787.50	0.000539020	0.42
COMPANY SUPERVISION	MEWBOURNE OIL COMPANY	550.00	0.000539020	0.30
CONTRACT SERVICES & SUPERVISION	SDS PETROLEUM CONSULTAN	1,582.50	0.000539020	0.85



## MEWBOURNE OIL COMPANY

TOM M RAGSDALE  
400 N SAM HOUSTON PARKWAY EAST  
SUITE 601  
HOUSTON, TX 77060

INVOICE NO.: 202012-11537  
INVOICE DATE: 12-31-2020  
OWNER: 035904-1  
BILLING FOR: December 2020

REFERENCE/DESCRIPTION OF CHARGES		GROSS CHARGES	WORKING INTEREST	NET CHARGE
CONTRACT SERVICES & SUPERVISION	SDS PETROLEUM CONSULTAN	6,330.00	0.000539020	3.41
CONTRACT SERVICES & SUPERVISION	SDS PETROLEUM CONSULTAN	6,330.00	0.000539020	3.41
CONTRACT SERVICES & SUPERVISION	SDS PETROLEUM CONSULTAN	7,912.50	0.000539020	4.27
EQUIPMENT RENTAL	MPS ENTERPRISES INC	160.22	0.000539020	0.09
EQUIPMENT RENTAL	MPS ENTERPRISES INC	464.63	0.000539020	0.25
EQUIPMENT RENTAL	TRINITY OILFIELD SERVICES &	1,846.25	0.000539020	1.00
LOGGING & WIRELINE SERVICES	RWLS LLC DBA RENEGADE SE	216,615.75	0.000539020	116.76
LOGGING & WIRELINE SERVICES	REPEAT PRECISION LLC	13,666.25	0.000539020	7.37
LOGGING & WIRELINE SERVICES	XTREME CRANE & RIGGING LI	6,705.00	0.000539020	3.61
LOGGING & WIRELINE SERVICES	XTREME CRANE & RIGGING LI	10,500.00	0.000539020	5.66
LOGGING & WIRELINE SERVICES	XTREME CRANE & RIGGING LI	3,300.00	0.000539020	1.78
LOGGING & WIRELINE SERVICES	TEXAS RIG EQUIPMENT LLC	1,067.50	0.000539020	0.58
OVERHEAD FIXED RATE	MEWBOURNE OIL COMPANY	293.72	0.000539020	0.16
PIPELINE INTERCONNECT	VERSADO GAS PROCESSORS L	7,500.00	0.000539020	4.04
STIMULATION RENTALS & OTHER	TRINITY OILFIELD SERVICES &	1,809.33	0.000539020	0.98
STIMULATION RENTALS & OTHER	TRINITY OILFIELD SERVICES &	1,920.10	0.000539020	1.03
STIMULATION RENTALS & OTHER	NEW WAVE ENERGY SERVICE	23,210.00	0.000539020	12.51
STIMULATION TOE PREPARATION	TRINITY OILFIELD SERVICES &	1,951.75	0.000539020	1.05
STIMULATION TOE PREPARATION	TRINITY OILFIELD SERVICES &	1,329.30	0.000539020	0.72
WATER AND OTHER	ACCELERATED WATER RESOL	416,104.13	0.000539020	224.29
WELDING / CONSTRUCTION / MAINT. SERVICES	MEWBOURNE OIL COMPANY	5,062.50	0.000539020	2.73
Total Intangible Well Cost Cost		737,598.93		397.59
<u>Tangible Well Cost</u>				
TUBING HEAD & UPPER SECTION	DIVINE WIRELINE SOLUTIONS	4,522.65	0.000539020	2.44
Total Tangible Well Cost Cost		4,522.65		2.44
<u>Equipment Beyond Wellhead</u>				
EMISSIONS CONTROL EQUIPMENT	VAPROX LLC	30,076.56	0.000539020	16.21
FITTINGS / VALVES & ACCESSORIES	K&S OILFIELD SUPPLIES LLC	174,824.36	0.000539020	94.23
FITTINGS / VALVES & ACCESSORIES	MPS ENTERPRISES INC	588.43	0.000539020	0.32
FITTINGS / VALVES & ACCESSORIES	MPS ENTERPRISES INC	4,762.64	0.000539020	2.57
FITTINGS / VALVES & ACCESSORIES	MPS ENTERPRISES INC	1,041.39	0.000539020	0.56
FITTINGS / VALVES & ACCESSORIES	MPS ENTERPRISES INC	28.83	0.000539020	0.02
FITTINGS / VALVES & ACCESSORIES	MPS ENTERPRISES INC	1,321.30	0.000539020	0.71
FITTINGS / VALVES & ACCESSORIES	MPS ENTERPRISES INC	1,994.68	0.000539020	1.08
FITTINGS / VALVES & ACCESSORIES	MPS ENTERPRISES INC	56.86	0.000539020	0.03
LINE PIPE & VALVES - GATHERING	SOONER PIPE LLC	46,988.36	0.000539020	25.33
PIPE LINE CONSTRUCTION	MPS ENTERPRISES INC	218.96	0.000539020	0.12
PRODUCTION EQUIP INSTALLATION	CUSTOM WELDING OF HOBBS	843.36	0.000539020	0.45
PRODUCTION EQUIP INSTALLATION	TURNCO ENTERPRISES LLC	798.00	0.000539020	0.43
PRODUCTION EQUIP INSTALLATION	TURNCO ENTERPRISES LLC	984.50	0.000539020	0.53
PRODUCTION EQUIP INSTALLATION	TURNCO ENTERPRISES LLC	522.50	0.000539020	0.28
PRODUCTION EQUIP INSTALLATION	TURNCO ENTERPRISES LLC	1,074.00	0.000539020	0.58

## MEWBOURNE OIL COMPANY

TOM M RAGSDALE  
400 N SAM HOUSTON PARKWAY EAST  
SUITE 601  
HOUSTON, TX 77060

**INVOICE NO.:** 202012-11537  
**INVOICE DATE:** 12-31-2020  
**OWNER:** 035904-1  
**BILLING FOR:** December 2020

REFERENCE/DESCRIPTION OF CHARGES		GROSS CHARGES	WORKING INTEREST	NET CHARGE
PRODUCTION EQUIP INSTALLATION	TURNCO ENTERPRISES LLC	1,253.00	0.000539020	0.68
PRODUCTION EQUIP INSTALLATION	TURNCO ENTERPRISES LLC	984.50	0.000539020	0.53
PRODUCTION EQUIP INSTALLATION	TURNCO ENTERPRISES LLC	1,163.50	0.000539020	0.63
PRODUCTION EQUIP INSTALLATION	TRINITY OILFIELD SERVICES &	7,023.66	0.000539020	3.79
PRODUCTION EQUIP INSTALLATION	TRINITY OILFIELD SERVICES &	2,110.00	0.000539020	1.14
PRODUCTION EQUIP INSTALLATION	TRINITY OILFIELD SERVICES &	2,637.50	0.000539020	1.42
SERVICE PUMPS	ODESSA PUMPS & EQUIPMENT	774.92	0.000539020	0.42
SERVICE PUMPS	ODESSA PUMPS & EQUIPMENT	7,177.80	0.000539020	3.87
Total Equipment Beyond Wellhead Cost		289,249.61		155.93
<b>72310000-20 SUBTOTAL</b>		<b>1,031,371.19</b>	<b>555.96</b>	
<b>PROPERTY: 72310000 72310000-30 IBEX 15/10 B1PA FED COM 2H</b>				
<u>Lease Operating Expense</u>				
COMPANY SUPERVISION	MEWBOURNE OIL COMPANY	525.00	0.000539020	0.28
LEASE & FACILITY	MEWBOURNE OIL COMPANY	1,012.50	0.000539020	0.55
OVERHEAD-FIXED RATE	MEWBOURNE OIL COMPANY	881.16	0.000539020	0.47
PUMPING	MEWBOURNE OIL COMPANY	850.00	0.000539020	0.46
PUMPING	MEWBOURNE OIL COMPANY	850.00	0.000539020	0.46
SALT WATER DISPOSAL	RAZ OIL AND GAS	89.15	0.000539020	0.05
SALT WATER DISPOSAL	RAZ OIL AND GAS	222.87	0.000539020	0.12
Total Lease Operating Expense Cost		4,430.68		2.39
<b>72310000-30 SUBTOTAL</b>		<b>4,430.68</b>	<b>2.39</b>	
<b>PROPERTY 72310000 TOTAL</b>		<b>1,068,495.03</b>	<b>575.96</b>	

**MEWBOURNE OIL COMPANY**

MEWBOURNE OIL COMPANY  
P O BOX 7698  
TYLER, TX 75711-7698

TOM M RAGSDALE  
400 N SAM HOUSTON PARKWAY EAST  
SUITE 601  
HOUSTON, TX 77060

INVOICE NO.: 202005-22849

INVOICE DATE: 5-31-2020

OWNER: 035904-1

BILLING FOR: May 2020

**BALANCE FORWARD**

125,259.30

<b>CURRENT PERIOD ADJUSTMENT</b>					<b>AMOUNT</b>
<b>RECEIPTS</b>					
PAYMENT #: 20142000066 PAYMENT DATE: 05/21/2020					-31,590.76
PAYMENT #: 20142000066 PAYMENT DATE: 05/21/2020					-21,568.77
PAYMENT #: 20142000066 PAYMENT DATE: 05/21/2020					-13,397.41
<b>TOTAL CURRENT PERIOD ADJUSTMENT</b>					<b>-66,556.94</b>
<b>CURRENT CHARGES</b>					<b>GROSS INTEREST NET</b>
62390000 - PRONGHORN 15 B3BO FED COM 1H	TIER : 2 0	16.185.75	0.0683747500	1.106.69	
62390000 - PRONGHORN 15 B3BO FED COM 1H	TIER : 3 0	14.292.24	0.0683747500	977.24	
62391000 - PRONGHORN 15 B3CN FED COM 1H	TIER : 3 0	11.255.80	0.0683747500	769.63	
62392000 - PRONGHORN 15 B3DM FED COM 1H	TIER : 2 0	13.436.58	0.0683747500	918.72	
62392000 - PRONGHORN 15 B3DM FED COM 1H	TIER : 3 0	16.459.93	0.0683747500	1.125.44	
62774000 - IBEX 10 B3MD FED COM 1H	TIER : 1 0	6.024.52	0.0000000000	312.73	
62774000 - IBEX 10 B3MD FED COM 1H	TIER : 2 0	20.313.25	0.0519088600	1.054.44	
62774000 - IBEX 10 B3MD FED COM 1H	TIER : 2 0	6.024.51	0.0519088600	312.72	
62774000 - IBEX 10 B3MD FED COM 1H	TIER : 3 0	18.729.77	0.0519088600	972.25	
62775000 - IBEX 10 B3NC FED COM 1H	TIER : 2 0	1.651.00	0.0519088600	85.70	
62775000 - IBEX 10 B3NC FED COM 1H	TIER : 3 0	18.854.24	0.0519088600	978.70	
62776000 - IBEX 10 B3OB FED COM 1H	TIER : 2 0	17.011.25	0.0310932000	528.93	
62776000 - IBEX 10 B3OB FED COM 1H	TIER : 3 0	12.974.71	0.0310932000	403.41	
62906000 - GAZELLE 22 B2MD FED COM 2H	TIER : 2 0	7.061.00	0.1954981900	1.380.40	
62906000 - GAZELLE 22 B2MD FED COM 2H	TIER : 3 0	13.393.00	0.1954981900	2.618.32	
62915000 - CREEDENCE 21/16 W0ED ST COM 2H	TIER : 2 0	24.760.42	0.0063636200	157.58	
62915000 - CREEDENCE 21/16 W0ED ST COM 2H	TIER : 3 0	38.462.94	0.0063636200	244.80	
62916000 - CREEDENCE 21/16 W1ED ST COM 1H	TIER : 1 0	-34.316.70	0.0063636200	-218.38	
62916000 - CREEDENCE 21/16 W1ED ST COM 1H	TIER : 2 0	24.760.42	0.0063636200	157.58	
62916000 - CREEDENCE 21/16 W1ED ST COM 1H	TIER : 3 0	42.734.98	0.0063636200	271.99	
62958000 - GAZELLE 22 B3MD FED COM 1H	TIER : 2 0	825.50	0.1954981900	161.39	
62958000 - GAZELLE 22 B3MD FED COM 1H	TIER : 3 0	19.368.31	0.1954981900	3.786.49	
72185000 - CREEDENCE 21/16 W0FC ST COM 4H	TIER : 1 0	118.367.45	0.0063636200	753.26	
72185000 - CREEDENCE 21/16 W0FC ST COM 4H	TIER : 2 0	49.271.24	0.0063636200	313.50	
72186000 - CREEDENCE 21/16 W1FC ST COM 3H	TIER : 1 0	127.050.94	0.0063636200	808.51	
72186000 - CREEDENCE 21/16 W1FC ST COM 3H	TIER : 2 0	49.692.05	0.0063636200	316.18	
<b>TOTAL CURRENT CHARGES</b>		<b>654,645.10</b>		<b>20,298.22</b>	
<b>APPLIED ADVANCES</b>					
62915000 - CREEDENCE 21/16 W0ED ST COM 2H				-402.38	
62916000 - CREEDENCE 21/16 W1ED ST COM 1H				-211.19	
72185000 - CREEDENCE 21/16 W0FC ST COM 4H				-1,066.76	
72186000 - CREEDENCE 21/16 W1FC ST COM 3H				-1,124.69	
<b>APPLIED ADVANCES TOTAL</b>					<b>-2,805.02</b>

## MEWBOURNE OIL COMPANY

TOM M RAGSDALE  
400 N SAM HOUSTON PARKWAY EAST  
SUITE 601  
HOUSTON, TX 77060

**INVOICE NO.:** 202005-22849  
**INVOICE DATE:** 5-31-2020  
**OWNER:** 035904-1  
**BILLING FOR:** May 2020

**INVOICE TOTAL**

**17,493.20**

**OUTSTANDING BALANCE**

**76,195.56**

PLEASE INDICATE INVOICE# 202005-22849  
AND ACCOUNT# 035904-1  
ON REMITTANCE  
PAYMENT DUE 15 DAYS AFTER RECEIPT OF INVOICE PAYABLE IN US DOLLARS

FOR INQUIRIES, PLEASE CONTACT (903) 561-2900

## MEWBOURNE OIL COMPANY

TOM M RAGSDALE  
400 N SAM HOUSTON PARKWAY EAST  
SUITE 601  
HOUSTON, TX 77060

INVOICE NO.: 202005-22849  
INVOICE DATE: 5-31-2020  
OWNER: 035904-1  
BILLING FOR: May 2020

REFERENCE/DESCRIPTION OF CHARGES	GROSS CHARGES	WORKING INTEREST	NET CHARGE
<b>PROPERTY: 62390000 62390000-20 PRONGHORN 15 B3BO FED COM 1H</b>			
<u>Equipment Beyond Wellhead</u>			
LINE PIPE-GAS GATHERING MEWBOURNE OIL COMPANY	2,889.25	0.068374750	197.56
LINE PIPE-GAS GATHERING MEWBOURNE OIL COMPANY	2,476.50	0.068374750	169.33
METERING EQUIPMENT MEWBOURNE OIL COMPANY	10,820.00	0.068374750	739.80
Total Equipment Beyond Wellhead Cost	16,185.75		1,106.69
<b>62390000-20 SUBTOTAL</b>	<b>16,185.75</b>	<b>1,106.69</b>	
<b>PROPERTY: 62390000 62390000-30 PRONGHORN 15 B3BO FED COM 1H</b>			
<u>Lease Operating Expense</u>			
COMPANY SUPERVISION MEWBOURNE OIL COMPANY	429.00	0.068374750	29.33
CONTRACT SUPERVISION PACE OILFIELD SERVICES INC	423.86	0.068374750	28.98
CONTRACT SUPERVISION PACE OILFIELD SERVICES INC	157.11	0.068374750	10.74
CONTRACT SUPERVISION PACE OILFIELD SERVICES INC	40.26	0.068374750	2.75
FUEL, POWER & ELECTRICAL XCEL ENERGY	3,463.88	0.068374750	236.84
LEASE MAINTENANCE GARNER PUMP & SUPPLY INC	27.03	0.068374750	1.85
LEASE MAINTENANCE AMERICAN MILLENNIUM COR	25.70	0.068374750	1.76
LEASE MAINTENANCE K&S OILFIELD SUPPLIES LLC	126.53	0.068374750	8.65
LEASE MAINTENANCE K&S OILFIELD SUPPLIES LLC	13.56	0.068374750	0.93
LEASE MAINTENANCE PILOT THOMAS LOGISTICS LLC	15.05	0.068374750	1.03
LEASE MAINTENANCE INGRAM PROFESSIONAL SERV	13.87	0.068374750	0.95
LEASE MAINTENANCE INGRAM PROFESSIONAL SERV	114.43	0.068374750	7.82
LEASE MAINTENANCE TANKLOGIX LLC	5.65	0.068374750	0.39
LEASE MAINTENANCE TANKLOGIX LLC	11.31	0.068374750	0.78
LEASE MAINTENANCE MEWBOURNE OIL COMPANY	961.00	0.068374750	65.71
MISCELLANEOUS EQUIPMENT RENTAL MEWBOURNE OIL COMPANY	205.80	0.068374750	14.07
OVERHEAD-FIXED RATE MEWBOURNE OIL COMPANY	856.29	0.068374750	58.55
PUMPING MEWBOURNE OIL COMPANY	875.00	0.068374750	59.83
PUMPING MEWBOURNE OIL COMPANY	656.25	0.068374750	44.87
SALT WATER DISPOSAL OWL SWD OPERATING LLC	4,382.13	0.068374750	299.63
SALT WATER DISPOSAL NGL WATER SOLUTIONS PERM	526.58	0.068374750	36.01
SALT WATER DISPOSAL LIMESTONE BASIN PROPERTIE	288.45	0.068374750	19.72
WELL/LEASE INSURANCE LOCKTON COMPANIES LLC	673.50	0.068374750	46.05
Total Lease Operating Expense Cost	14,292.24		977.24
<b>62390000-30 SUBTOTAL</b>	<b>14,292.24</b>	<b>977.24</b>	
<b>PROPERTY 62390000 TOTAL</b>	<b>30,477.99</b>	<b>2,083.93</b>	
<b>PROPERTY: 62391000 62391000-30 PRONGHORN 15 B3CN FED COM 1H</b>			
<u>Lease Operating Expense</u>			
COMPANY SUPERVISION MEWBOURNE OIL COMPANY	1,300.00	0.068374750	88.89
FUEL, POWER & ELECTRICAL XCEL ENERGY	267.70	0.068374750	18.30
LEASE MAINTENANCE GARNER PUMP & SUPPLY INC	27.02	0.068374750	1.85



## MEWBOURNE OIL COMPANY

TOM M RAGSDALE  
400 N SAM HOUSTON PARKWAY EAST  
SUITE 601  
HOUSTON, TX 77060

**INVOICE NO.:** 202005-22849  
**INVOICE DATE:** 5-31-2020  
**OWNER:** 035904-1  
**BILLING FOR:** May 2020

REFERENCE/DESCRIPTION OF CHARGES		GROSS CHARGES	WORKING INTEREST	NET CHARGE
LEASE MAINTENANCE	K&S OILFIELD SUPPLIES LLC	163.26	0.068374750	11.16
LEASE MAINTENANCE	K&S OILFIELD SUPPLIES LLC	126.33	0.068374750	8.64
LEASE MAINTENANCE	K&S OILFIELD SUPPLIES LLC	13.56	0.068374750	0.93
LEASE MAINTENANCE	CARLSBAD AUTOMATION SER	128.85	0.068374750	8.81
LEASE MAINTENANCE	PILOT THOMAS LOGISTICS LL	9.10	0.068374750	0.62
LEASE MAINTENANCE	INGRAM PROFESSIONAL SERV	8.39	0.068374750	0.57
LEASE MAINTENANCE	INGRAM PROFESSIONAL SERV	69.22	0.068374750	4.73
LEASE MAINTENANCE	TANKLOGIX LLC	3.42	0.068374750	0.24
LEASE MAINTENANCE	TANKLOGIX LLC	6.84	0.068374750	0.47
LEASE MAINTENANCE	AY TRUCKING INC	378.45	0.068374750	25.88
LEASE MAINTENANCE	MEWBOURNE OIL COMPANY	255.75	0.068374750	17.49
MISCELLANEOUS EQUIPMENT RENTAL	MEWBOURNE OIL COMPANY	205.80	0.068374750	14.07
OVERHEAD-FIXED RATE	MEWBOURNE OIL COMPANY	856.29	0.068374750	58.55
PUMPING	MEWBOURNE OIL COMPANY	875.00	0.068374750	59.83
PUMPING	MEWBOURNE OIL COMPANY	656.25	0.068374750	44.87
SALT WATER DISPOSAL	OWL SWD OPERATING LLC	4,609.25	0.068374750	315.16
SALT WATER DISPOSAL	NGL WATER SOLUTIONS PERM	318.40	0.068374750	21.77
SALT WATER DISPOSAL	LIMESTONE BASIN PROPERTIE	303.42	0.068374750	20.75
WELL/LEASE INSURANCE	LOCKTON COMPANIES LLC	673.50	0.068374750	46.05
Total Lease Operating Expense Cost		11,255.80		769.63
<b>62391000-30 SUBTOTAL</b>		<b>11,255.80</b>	<b>769.63</b>	
<b>PROPERTY 62391000 TOTAL</b>		<b>11,255.80</b>	<b>769.63</b>	
<b>PROPERTY: 62392000 62392000-20 PRONGHORN 15 B3DM FED COM 1H</b>				
<u>Equipment Beyond Wellhead</u>				
CATHODIC PROTECTION	MEWBOURNE OIL COMPANY	11,785.58	0.068374750	805.83
LINE PIPE-GAS GATHERING	MEWBOURNE OIL COMPANY	1,651.00	0.068374750	112.89
Total Equipment Beyond Wellhead Cost		13,436.58		918.72
<b>62392000-20 SUBTOTAL</b>		<b>13,436.58</b>	<b>918.72</b>	
<b>PROPERTY: 62392000 62392000-30 PRONGHORN 15 B3DM FED COM 1H</b>				
<u>Lease Operating Expense</u>				
COMPANY SUPERVISION	MEWBOURNE OIL COMPANY	1,300.00	0.068374750	88.89
COMPANY SUPERVISION	MEWBOURNE OIL COMPANY	650.00	0.068374750	44.44
COMPRESSOR RENTAL/SERVICES	TOTAL OPERATIONS & PRODU	2,988.02	0.068374750	204.30
FUEL, POWER & ELECTRICAL	XCEL ENERGY	3,449.52	0.068374750	235.85
LEASE MAINTENANCE	GARNER PUMP & SUPPLY INC	27.02	0.068374750	1.85
LEASE MAINTENANCE	K&S OILFIELD SUPPLIES LLC	163.32	0.068374750	11.17
LEASE MAINTENANCE	K&S OILFIELD SUPPLIES LLC	126.74	0.068374750	8.67
LEASE MAINTENANCE	K&S OILFIELD SUPPLIES LLC	13.56	0.068374750	0.93
LEASE MAINTENANCE	CARLSBAD AUTOMATION SER	128.85	0.068374750	8.81
LEASE MAINTENANCE	PILOT THOMAS LOGISTICS LL	10.15	0.068374750	0.69

## MEWBOURNE OIL COMPANY

TOM M RAGSDALE  
400 N SAM HOUSTON PARKWAY EAST  
SUITE 601  
HOUSTON, TX 77060

INVOICE NO.: 202005-22849  
INVOICE DATE: 5-31-2020  
OWNER: 035904-1  
BILLING FOR: May 2020

REFERENCE/DESCRIPTION OF CHARGES		GROSS CHARGES	WORKING INTEREST	NET CHARGE
LEASE MAINTENANCE	INGRAM PROFESSIONAL SERV	9.35	0.068374750	0.64
LEASE MAINTENANCE	INGRAM PROFESSIONAL SERV	77.20	0.068374750	5.28
LEASE MAINTENANCE	TANKLOGIX LLC	3.81	0.068374750	0.26
LEASE MAINTENANCE	TANKLOGIX LLC	7.63	0.068374750	0.52
LEASE MAINTENANCE	AY TRUCKING INC	378.45	0.068374750	25.88
LEASE MAINTENANCE	MEWBOURNE OIL COMPANY	263.50	0.068374750	18.02
MISCELLANEOUS EQUIPMENT RENTAL	MEWBOURNE OIL COMPANY	205.80	0.068374750	14.07
OVERHEAD-FIXED RATE	MEWBOURNE OIL COMPANY	856.32	0.068374750	58.55
PUMPING	MEWBOURNE OIL COMPANY	875.00	0.068374750	59.83
PUMPING	MEWBOURNE OIL COMPANY	656.25	0.068374750	44.87
SALT WATER DISPOSAL	OWL SWD OPERATING LLC	3,040.68	0.068374750	207.91
SALT WATER DISPOSAL	NGL WATER SOLUTIONS PERM	355.13	0.068374750	24.28
SALT WATER DISPOSAL	LIMESTONE BASIN PROPERTIE	200.13	0.068374750	13.68
WELL/LEASE INSURANCE	LOCKTON COMPANIES LLC	673.50	0.068374750	46.05
Total Lease Operating Expense Cost		16,459.93		1,125.44
<b>62392000-30 SUBTOTAL</b>		<b>16,459.93</b>		<b>1,125.44</b>
<b>PROPERTY 62392000 TOTAL</b>		<b>29,896.51</b>		<b>2,044.16</b>
<b>PROPERTY: 62774000 62774000-10 IBEX 10 B3MD FED COM 1H</b>				
<u>Intangible Well Cost</u>				
OVERHEAD FIXED RATE	MEWBOURNE OIL COMPANY	6,024.52	0.000000000	312.73
Total Intangible Well Cost Cost		6,024.52		312.73
<b>62774000-10 SUBTOTAL</b>		<b>6,024.52</b>		<b>312.73</b>
<b>PROPERTY: 62774000 62774000-20 IBEX 10 B3MD FED COM 1H</b>				
<u>Intangible Well Cost</u>				
OVERHEAD FIXED RATE	MEWBOURNE OIL COMPANY	3,929.03	0.000000000	203.95
OVERHEAD FIXED RATE	MEWBOURNE OIL COMPANY	2,095.48	0.051908860	108.77
Total Intangible Well Cost Cost		6,024.51		312.72
<u>Equipment Beyond Wellhead</u>				
LINE PIPE-GAS GATHERING	MEWBOURNE OIL COMPANY	4,540.25	0.051908860	235.68
LINE PIPE-GAS GATHERING	MEWBOURNE OIL COMPANY	4,953.00	0.051908860	257.10
METERING EQUIPMENT	MEWBOURNE OIL COMPANY	10,820.00	0.051908860	561.66
Total Equipment Beyond Wellhead Cost		20,313.25		1,054.44
<b>62774000-20 SUBTOTAL</b>		<b>26,337.76</b>		<b>1,367.16</b>
<b>PROPERTY: 62774000 62774000-30 IBEX 10 B3MD FED COM 1H</b>				
<u>Lease Operating Expense</u>				
COMPRESSOR MAINTENANCE	G&A FABRICATION LLC	192.74	0.051908860	10.01
COMPRESSOR MAINTENANCE	G&A FABRICATION LLC	748.60	0.051908860	38.86
FUEL, POWER & ELECTRICAL	XCEL ENERGY	666.08	0.051908860	34.58

## MEWBOURNE OIL COMPANY

TOM M RAGSDALE  
400 N SAM HOUSTON PARKWAY EAST  
SUITE 601  
HOUSTON, TX 77060

**INVOICE NO.:** 202005-22849  
**INVOICE DATE:** 5-31-2020  
**OWNER:** 035904-1  
**BILLING FOR:** May 2020

REFERENCE/DESCRIPTION OF CHARGES		GROSS CHARGES	WORKING INTEREST	NET CHARGE
LEASE MAINTENANCE	GARNER PUMP & SUPPLY INC	27.02	0.051908860	1.40
LEASE MAINTENANCE	AMERICAN MILLENNIUM COR	37.27	0.051908860	1.93
LEASE MAINTENANCE	K&S OILFIELD SUPPLIES LLC	126.55	0.051908860	6.57
LEASE MAINTENANCE	K&S OILFIELD SUPPLIES LLC	13.56	0.051908860	0.70
LEASE MAINTENANCE	PILOT THOMAS LOGISTICS LL	24.15	0.051908860	1.26
LEASE MAINTENANCE	INGRAM PROFESSIONAL SERV	22.28	0.051908860	1.16
LEASE MAINTENANCE	INGRAM PROFESSIONAL SERV	322.29	0.051908860	16.73
LEASE MAINTENANCE	INGRAM PROFESSIONAL SERV	183.68	0.051908860	9.53
LEASE MAINTENANCE	TANKLOGIX LLC	9.08	0.051908860	0.48
LEASE MAINTENANCE	TANKLOGIX LLC	18.15	0.051908860	0.94
LEASE MAINTENANCE	MEWBOURNE OIL COMPANY	713.00	0.051908860	37.01
MISCELLANEOUS EQUIPMENT RENTAL	MEWBOURNE OIL COMPANY	205.80	0.051908860	10.68
OVERHEAD-FIXED RATE	MEWBOURNE OIL COMPANY	881.16	0.051908860	45.74
PRIME MOVER MAINTENANCE	HR COMPRESSION & SERVICE	319.42	0.051908860	16.58
PUMPING	MEWBOURNE OIL COMPANY	875.00	0.051908860	45.42
PUMPING	MEWBOURNE OIL COMPANY	656.25	0.051908860	34.06
SALT WATER DISPOSAL	OWL SWD OPERATING LLC	10,479.44	0.051908860	543.98
SALT WATER DISPOSAL	NGL WATER SOLUTIONS PERM	844.97	0.051908860	43.86
SALT WATER DISPOSAL	LIMESTONE BASIN PROPERTIE	689.78	0.051908860	35.81
WELL/LEASE INSURANCE	LOCKTON COMPANIES LLC	673.50	0.051908860	34.96
Total Lease Operating Expense Cost		18,729.77		972.25
<b>62774000-30 SUBTOTAL</b>		<b>18,729.77</b>	<b>972.25</b>	
<b>PROPERTY 62774000 TOTAL</b>		<b>51,092.05</b>	<b>2,652.14</b>	
<b>PROPERTY: 62775000 62775000-20 IBEX 10 B3NC FED COM 1H</b>				
<u>Equipment Beyond Wellhead</u>				
LINE PIPE-GAS GATHERING	MEWBOURNE OIL COMPANY	1,651.00	0.051908860	85.70
Total Equipment Beyond Wellhead Cost		1,651.00		85.70
<b>62775000-20 SUBTOTAL</b>		<b>1,651.00</b>	<b>85.70</b>	
<b>PROPERTY: 62775000 62775000-30 IBEX 10 B3NC FED COM 1H</b>				
<u>Lease Operating Expense</u>				
COMPANY SUPERVISION	MEWBOURNE OIL COMPANY	1,300.00	0.051908860	67.48
COMPRESSOR MAINTENANCE	G&A FABRICATION LLC	192.75	0.051908860	10.01
COMPRESSOR MAINTENANCE	G&A FABRICATION LLC	748.68	0.051908860	38.86
FUEL, POWER & ELECTRICAL	XCEL ENERGY	733.94	0.051908860	38.10
LEASE MAINTENANCE	GARNER PUMP & SUPPLY INC	27.02	0.051908860	1.40
LEASE MAINTENANCE	AMERICAN MILLENNIUM COR	37.27	0.051908860	1.93
LEASE MAINTENANCE	K&S OILFIELD SUPPLIES LLC	126.61	0.051908860	6.57
LEASE MAINTENANCE	K&S OILFIELD SUPPLIES LLC	13.56	0.051908860	0.70
LEASE MAINTENANCE	CARLSBAD AUTOMATION SER	1,257.52	0.051908860	65.28
LEASE MAINTENANCE	PILOT THOMAS LOGISTICS LL	25.55	0.051908860	1.33

## MEWBOURNE OIL COMPANY

TOM M RAGSDALE  
400 N SAM HOUSTON PARKWAY EAST  
SUITE 601  
HOUSTON, TX 77060

**INVOICE NO.:** 202005-22849  
**INVOICE DATE:** 5-31-2020  
**OWNER:** 035904-1  
**BILLING FOR:** May 2020

REFERENCE/DESCRIPTION OF CHARGES		GROSS CHARGES	WORKING INTEREST	NET CHARGE
LEASE MAINTENANCE	INGRAM PROFESSIONAL SERV	23.56	0.051908860	1.22
LEASE MAINTENANCE	INGRAM PROFESSIONAL SERV	322.31	0.051908860	16.73
LEASE MAINTENANCE	INGRAM PROFESSIONAL SERV	194.30	0.051908860	10.09
LEASE MAINTENANCE	TANKLOGIX LLC	9.60	0.051908860	0.50
LEASE MAINTENANCE	TANKLOGIX LLC	19.20	0.051908860	1.00
LEASE MAINTENANCE	AY TRUCKING INC	441.53	0.051908860	22.92
LEASE MAINTENANCE	MEWBOURNE OIL COMPANY	705.25	0.051908860	36.61
MISCELLANEOUS EQUIPMENT RENTAL	MEWBOURNE OIL COMPANY	205.80	0.051908860	10.68
OVERHEAD-FIXED RATE	MEWBOURNE OIL COMPANY	881.16	0.051908860	45.74
PRIME MOVER MAINTENANCE	HR COMPRESSION & SERVICES	319.43	0.051908860	16.58
PUMPING	MEWBOURNE OIL COMPANY	875.00	0.051908860	45.42
PUMPING	MEWBOURNE OIL COMPANY	656.25	0.051908860	34.07
SALT WATER DISPOSAL	OWL SWD OPERATING LLC	7,665.88	0.051908860	397.93
SALT WATER DISPOSAL	NGL WATER SOLUTIONS PERM	893.96	0.051908860	46.40
SALT WATER DISPOSAL	LIMESTONE BASIN PROPERTIE	504.61	0.051908860	26.19
WELL/LEASE INSURANCE	LOCKTON COMPANIES LLC	673.50	0.051908860	34.96
Total Lease Operating Expense Cost		18,854.24		978.70

**62775000-30 SUBTOTAL****18,854.24****978.70****PROPERTY 62775000 TOTAL****20,505.24****1,064.40****PROPERTY: 62776000 62776000-20 IBEX 10 B3OB FED COM 1H**Equipment Beyond Wellhead

LINE PIPE-GAS GATHERING	MEWBOURNE OIL COMPANY	2,889.25	0.031093200	89.84
LINE PIPE-GAS GATHERING	MEWBOURNE OIL COMPANY	3,302.00	0.031093200	102.67
METERING EQUIPMENT	MEWBOURNE OIL COMPANY	10,820.00	0.031093200	336.42
Total Equipment Beyond Wellhead Cost		17,011.25		528.93

**62776000-20 SUBTOTAL****17,011.25****528.93****PROPERTY: 62776000 62776000-30 IBEX 10 B3OB FED COM 1H**Lease Operating Expense

CONTRACT SUPERVISION	PACE OILFIELD SERVICES INC	423.87	0.031093200	13.18
CONTRACT SUPERVISION	PACE OILFIELD SERVICES INC	157.14	0.031093200	4.89
CONTRACT SUPERVISION	PACE OILFIELD SERVICES INC	40.27	0.031093200	1.25
FUEL, POWER & ELECTRICAL	XCEL ENERGY	668.89	0.031093200	20.79
LEASE MAINTENANCE	GARNER PUMP & SUPPLY INC	27.03	0.031093200	0.84
LEASE MAINTENANCE	AMERICAN MILLENNIUM COR	25.70	0.031093200	0.80
LEASE MAINTENANCE	K&S OILFIELD SUPPLIES LLC	126.63	0.031093200	3.94
LEASE MAINTENANCE	K&S OILFIELD SUPPLIES LLC	13.56	0.031093200	0.42
LEASE MAINTENANCE	PILOT THOMAS LOGISTICS LL	24.50	0.031093200	0.76
LEASE MAINTENANCE	INGRAM PROFESSIONAL SERV	22.60	0.031093200	0.70
LEASE MAINTENANCE	INGRAM PROFESSIONAL SERV	186.33	0.031093200	5.79
LEASE MAINTENANCE	TANKLOGIX LLC	9.20	0.031093200	0.29

## MEWBOURNE OIL COMPANY

Page 8

TOM M RAGSDALE  
400 N SAM HOUSTON PARKWAY EAST  
SUITE 601  
HOUSTON, TX 77060

**INVOICE NO.:** 202005-22849  
**INVOICE DATE:** 5-31-2020  
**OWNER:** 035904-1  
**BILLING FOR:** May 2020

REFERENCE/DESCRIPTION OF CHARGES		GROSS CHARGES	WORKING INTEREST	NET CHARGE
LEASE MAINTENANCE	TANKLOGIX LLC	18.42	0.031093200	0.57
LEASE MAINTENANCE	MEWBOURNE OIL COMPANY	651.00	0.031093200	20.24
MISCELLANEOUS EQUIPMENT RENTAL	MEWBOURNE OIL COMPANY	205.80	0.031093200	6.40
OVERHEAD-FIXED RATE	MEWBOURNE OIL COMPANY	881.16	0.031093200	27.40
PUMPING	MEWBOURNE OIL COMPANY	875.00	0.031093200	27.21
PUMPING	MEWBOURNE OIL COMPANY	656.25	0.031093200	20.40
SALT WATER DISPOSAL	OWL SWD OPERATING LLC	6,033.50	0.031093200	187.60
SALT WATER DISPOSAL	NGL WATER SOLUTIONS PERM	857.22	0.031093200	26.65
SALT WATER DISPOSAL	LIMESTONE BASIN PROPERTIE	397.14	0.031093200	12.35
WELL/LEASE INSURANCE	LOCKTON COMPANIES LLC	673.50	0.031093200	20.94
Total Lease Operating Expense Cost		12,974.71		403.41
<b>62776000-30 SUBTOTAL</b>		<b>12,974.71</b>	<b>403.41</b>	
<b>PROPERTY 62776000 TOTAL</b>		<b>29,985.96</b>	<b>932.34</b>	
<b>PROPERTY: 62906000 62906000-20 GAZELLE 22 B2MD FED COM 2H</b>				
<u>Equipment Beyond Wellhead</u>				
LINE PIPE-GAS GATHERING	MEWBOURNE OIL COMPANY	1,651.00	0.195498190	322.76
METERING EQUIPMENT	MEWBOURNE OIL COMPANY	5,410.00	0.195498190	1,057.64
Total Equipment Beyond Wellhead Cost		7,061.00		1,380.40
<b>62906000-20 SUBTOTAL</b>		<b>7,061.00</b>	<b>1,380.40</b>	
<b>PROPERTY: 62906000 62906000-30 GAZELLE 22 B2MD FED COM 2H</b>				
<u>Lease Operating Expense</u>				
COMPANY SUPERVISION	MEWBOURNE OIL COMPANY	325.00	0.195498190	63.54
COMPANY SUPERVISION	MEWBOURNE OIL COMPANY	1,079.00	0.195498190	210.94
COMPRESSOR RENTAL/SERVICES	NATURAL GAS SERVICES GRO	2,475.48	0.195498190	483.95
FUEL, POWER & ELECTRICAL	XCEL ENERGY	395.31	0.195498190	77.27
LEASE MAINTENANCE	GAS WELL SERVICES INC	337.74	0.195498190	66.03
LEASE MAINTENANCE	GARNER PUMP & SUPPLY INC	27.04	0.195498190	5.29
LEASE MAINTENANCE	AMERICAN MILLENNIUM COR	18.54	0.195498190	3.62
LEASE MAINTENANCE	K&S OILFIELD SUPPLIES LLC	126.52	0.195498190	24.73
LEASE MAINTENANCE	K&S OILFIELD SUPPLIES LLC	13.57	0.195498190	2.66
LEASE MAINTENANCE	CARLSBAD AUTOMATION SER	128.85	0.195498190	25.19
LEASE MAINTENANCE	PILOT THOMAS LOGISTICS LL	13.30	0.195498190	2.60
LEASE MAINTENANCE	INGRAM PROFESSIONAL SERV	12.28	0.195498190	2.40
LEASE MAINTENANCE	INGRAM PROFESSIONAL SERV	101.12	0.195498190	19.77
LEASE MAINTENANCE	TANKLOGIX LLC	5.00	0.195498190	0.98
LEASE MAINTENANCE	TANKLOGIX LLC	10.00	0.195498190	1.96
LEASE MAINTENANCE	MEWBOURNE OIL COMPANY	387.50	0.195498190	75.76
LEASE MAINTENANCE	MEWBOURNE OIL COMPANY	387.50	0.195498190	75.76
MISCELLANEOUS EQUIPMENT RENTAL	MEWBOURNE OIL COMPANY	205.80	0.195498190	40.24
OVERHEAD-FIXED RATE	MEWBOURNE OIL COMPANY	881.16	0.195498190	172.27



## MEWBOURNE OIL COMPANY

Page 9

TOM M RAGSDALE  
400 N SAM HOUSTON PARKWAY EAST  
SUITE 601  
HOUSTON, TX 77060

INVOICE NO.: 202005-22849  
INVOICE DATE: 5-31-2020  
OWNER: 035904-1  
BILLING FOR: May 2020

REFERENCE/DESCRIPTION OF CHARGES		GROSS CHARGES	WORKING INTEREST	NET CHARGE
PUMPING	MEWBOURNE OIL COMPANY	875.00	0.195498190	171.06
PUMPING	MEWBOURNE OIL COMPANY	656.25	0.195498190	128.30
SALT WATER DISPOSAL	OWL SWD OPERATING LLC	3,557.97	0.195498190	695.57
SALT WATER DISPOSAL	NGL WATER SOLUTIONS PERM	465.35	0.195498190	90.97
SALT WATER DISPOSAL	LIMESTONE BASIN PROPERTIE	234.22	0.195498190	45.80
WELL/LEASE INSURANCE	LOCKTON COMPANIES LLC	673.50	0.195498190	131.66
Total Lease Operating Expense Cost		13,393.00		2,618.32
<b>62906000-30 SUBTOTAL</b>		<b>13,393.00</b>	<b>2,618.32</b>	
<b>PROPERTY 62906000 TOTAL</b>		<b>20,454.00</b>	<b>3,998.72</b>	
<b>PROPERTY: 62915000 62915000-20 CREEDENCE 21/16 W0ED ST COM 2H</b>				
<u>Equipment Beyond Wellhead</u>				
LINE PIPE-GAS GATHERING	MEWBOURNE OIL COMPANY	2,889.25	0.006363620	18.39
METERING EQUIPMENT	MEWBOURNE OIL COMPANY	10,820.00	0.006363620	68.86
SEPARATION EQUIPMENT	MEWBOURNE OIL COMPANY	2,562.42	0.006363620	16.31
SURFACE PUMPS & PRIME MOVERS	MEWBOURNE OIL COMPANY	8,488.75	0.006363620	54.02
Total Equipment Beyond Wellhead Cost		24,760.42		157.58
<b>62915000-20 SUBTOTAL</b>		<b>24,760.42</b>	<b>157.58</b>	
<b>PROPERTY: 62915000 62915000-30 CREEDENCE 21/16 W0ED ST COM 2H</b>				
<u>Lease Operating Expense</u>				
COMPANY SUPERVISION	MEWBOURNE OIL COMPANY	650.00	0.006363620	4.14
COMPANY SUPERVISION	MEWBOURNE OIL COMPANY	325.00	0.006363620	2.07
COMPANY SUPERVISION	MEWBOURNE OIL COMPANY	650.00	0.006363620	4.14
COMPANY SUPERVISION	MEWBOURNE OIL COMPANY	1,300.00	0.006363620	8.27
COMPANY SUPERVISION	MEWBOURNE OIL COMPANY	650.00	0.006363620	4.14
COMPANY SUPERVISION	MEWBOURNE OIL COMPANY	650.00	0.006363620	4.14
COMPRESSOR MAINTENANCE	AUTOMATED WELLHEAD CON	741.71	0.006363620	4.72
COMPRESSOR MAINTENANCE	AUTOMATED WELLHEAD CON	178.72	0.006363620	1.14
COMPRESSOR RENTAL/SERVICES	TFH LTD CO	240.33	0.006363620	1.53
COMPRESSOR RENTAL/SERVICES	D&H TRUCKING	1,773.46	0.006363620	11.29
COMPRESSOR RENTAL/SERVICES	D&H TRUCKING	569.62	0.006363620	3.62
CONTRACT SUPERVISION	TURNCO ENTERPRISES LLC	2,824.48	0.006363620	17.97
CONTRACT SUPERVISION	TURNCO ENTERPRISES LLC	1,613.99	0.006363620	10.27
LEASE MAINTENANCE	AMERICAN MILLENNIUM COR	16.61	0.006363620	0.11
LEASE MAINTENANCE	INGRAM PROFESSIONAL SERV	160.94	0.006363620	1.02
LEASE MAINTENANCE	TRINITY OILFIELD SERVICES &	264.89	0.006363620	1.69
LEASE MAINTENANCE	TRINITY OILFIELD SERVICES &	317.87	0.006363620	2.02
LEASE MAINTENANCE	TRINITY OILFIELD SERVICES &	309.92	0.006363620	1.97
LEASE MAINTENANCE	QATAR LLC	16.14	0.006363620	0.10
LEASE MAINTENANCE	QATAR LLC	80.73	0.006363620	0.51
LEASE MAINTENANCE	QATAR LLC	96.88	0.006363620	0.62

## MEWBOURNE OIL COMPANY

TOM M RAGSDALE  
400 N SAM HOUSTON PARKWAY EAST  
SUITE 601  
HOUSTON, TX 77060

INVOICE NO.: 202005-22849  
INVOICE DATE: 5-31-2020  
OWNER: 035904-1  
BILLING FOR: May 2020

REFERENCE/DESCRIPTION OF CHARGES		GROSS CHARGES	WORKING INTEREST	NET CHARGE
LEASE MAINTENANCE	QATAR LLC	161.46	0.006363620	1.03
LEASE MAINTENANCE	MEWBOURNE OIL COMPANY	387.50	0.006363620	2.47
LEASE MAINTENANCE	MEWBOURNE OIL COMPANY	255.75	0.006363620	1.63
LEASE MAINTENANCE	MEWBOURNE OIL COMPANY	387.50	0.006363620	2.47
LEASE MAINTENANCE	AMERICAWEST ENERGY SERV	375.00	0.006363620	2.39
MISCELLANEOUS EQUIPMENT RENTAL	MEWBOURNE OIL COMPANY	3,000.00	0.006363620	19.09
OVERHEAD-FIXED RATE	MEWBOURNE OIL COMPANY	881.16	0.006363620	5.61
PUMPING	MEWBOURNE OIL COMPANY	875.00	0.006363620	5.57
PUMPING	MEWBOURNE OIL COMPANY	656.25	0.006363620	4.18
SALT WATER DISPOSAL	MEWBOURNE OIL COMPANY	17,378.53	0.006363620	110.59
WELL/LEASE INSURANCE	LOCKTON COMPANIES LLC	673.50	0.006363620	4.29
Total Lease Operating Expense Cost		38,462.94		244.80
<b>62915000-30 SUBTOTAL</b>		<b>38,462.94</b>	<b>244.80</b>	
<b>PROPERTY 62915000 TOTAL</b>		<b>63,223.36</b>	<b>402.38</b>	
<b>62915000PREPAYMENTS</b>				<b>-402.38</b>
<b>PROPERTY: 62916000 62916000-10 CREEDENCE 21/16 W1ED ST COM 1H</b>				
<u>Tangible Well Cost</u>				
DRILLING HEAD	CAMERON INTERNATIONAL	-34,316.70	0.006363620	-218.38
Total Tangible Well Cost Cost		-34,316.70		-218.38
<b>62916000-10 SUBTOTAL</b>		<b>-34,316.70</b>	<b>-218.38</b>	
<b>PROPERTY: 62916000 62916000-20 CREEDENCE 21/16 W1ED ST COM 1H</b>				
<u>Equipment Beyond Wellhead</u>				
LINE PIPE-GAS GATHERING	MEWBOURNE OIL COMPANY	2,889.25	0.006363620	18.39
METERING EQUIPMENT	MEWBOURNE OIL COMPANY	10,820.00	0.006363620	68.86
SEPARATION EQUIPMENT	MEWBOURNE OIL COMPANY	2,562.42	0.006363620	16.31
SURFACE PUMPS & PRIME MOVERS	MEWBOURNE OIL COMPANY	8,488.75	0.006363620	54.02
Total Equipment Beyond Wellhead Cost		24,760.42		157.58
<b>62916000-20 SUBTOTAL</b>		<b>24,760.42</b>	<b>157.58</b>	
<b>PROPERTY: 62916000 62916000-30 CREEDENCE 21/16 W1ED ST COM 1H</b>				
<u>Lease Operating Expense</u>				
COMPANY SUPERVISION	MEWBOURNE OIL COMPANY	650.00	0.006363620	4.14
COMPANY SUPERVISION	MEWBOURNE OIL COMPANY	325.00	0.006363620	2.07
COMPANY SUPERVISION	MEWBOURNE OIL COMPANY	650.00	0.006363620	4.14
COMPANY SUPERVISION	MEWBOURNE OIL COMPANY	1,300.00	0.006363620	8.27
COMPANY SUPERVISION	MEWBOURNE OIL COMPANY	650.00	0.006363620	4.14
COMPANY SUPERVISION	MEWBOURNE OIL COMPANY	650.00	0.006363620	4.14
COMPANY SUPERVISION	MEWBOURNE OIL COMPANY	650.00	0.006363620	4.14
COMPRESSOR MAINTENANCE	AUTOMATED WELLHEAD COM	741.71	0.006363620	4.72
COMPRESSOR MAINTENANCE	AUTOMATED WELLHEAD COM	178.69	0.006363620	1.14

## MEWBOURNE OIL COMPANY

TOM M RAGSDALE  
400 N SAM HOUSTON PARKWAY EAST  
SUITE 601  
HOUSTON, TX 77060

INVOICE NO.: 202005-22849  
INVOICE DATE: 5-31-2020  
OWNER: 035904-1  
BILLING FOR: May 2020

REFERENCE/DESCRIPTION OF CHARGES		GROSS CHARGES	WORKING INTEREST	NET CHARGE
COMPRESSOR RENTAL/SERVICES	TFH LTD CO	240.32	0.006363620	1.53
COMPRESSOR RENTAL/SERVICES	D&H TRUCKING	1,773.47	0.006363620	11.29
COMPRESSOR RENTAL/SERVICES	D&H TRUCKING	569.66	0.006363620	3.63
CONTRACT SUPERVISION	TURNCO ENTERPRISES LLC	2,824.52	0.006363620	17.97
CONTRACT SUPERVISION	TURNCO ENTERPRISES LLC	1,614.01	0.006363620	10.27
LEASE MAINTENANCE	AMERICAN MILLENNIUM COR	16.61	0.006363620	0.11
LEASE MAINTENANCE	INGRAM PROFESSIONAL SERV	160.91	0.006363620	1.02
LEASE MAINTENANCE	TRINITY OILFIELD SERVICES &	264.90	0.006363620	1.69
LEASE MAINTENANCE	TRINITY OILFIELD SERVICES &	317.88	0.006363620	2.02
LEASE MAINTENANCE	TRINITY OILFIELD SERVICES &	309.93	0.006363620	1.97
LEASE MAINTENANCE	QATAR LLC	16.15	0.006363620	0.10
LEASE MAINTENANCE	QATAR LLC	80.74	0.006363620	0.51
LEASE MAINTENANCE	QATAR LLC	96.88	0.006363620	0.62
LEASE MAINTENANCE	QATAR LLC	161.47	0.006363620	1.03
LEASE MAINTENANCE	MEWBOURNE OIL COMPANY	193.75	0.006363620	1.23
LEASE MAINTENANCE	AMERICAWEST ENERGY SERV	375.00	0.006363620	2.39
MISCELLANEOUS EQUIPMENT RENTAL	MEWBOURNE OIL COMPANY	3,000.00	0.006363620	19.09
OVERHEAD-FIXED RATE	MEWBOURNE OIL COMPANY	881.16	0.006363620	5.61
PUMPING	MEWBOURNE OIL COMPANY	875.00	0.006363620	5.57
PUMPING	MEWBOURNE OIL COMPANY	656.25	0.006363620	4.18
SALT WATER DISPOSAL	MEWBOURNE OIL COMPANY	21,837.47	0.006363620	138.97
WELL/LEASE INSURANCE	LOCKTON COMPANIES LLC	673.50	0.006363620	4.29
Total Lease Operating Expense Cost		42,734.98		271.99
<b>62916000-30 SUBTOTAL</b>		<b>42,734.98</b>	<b>271.99</b>	
<b>PROPERTY 62916000 TOTAL</b>		<b>33,178.70</b>	<b>211.19</b>	
<b>62916000PREPAYMENTS</b>				<b>-211.19</b>
<b>PROPERTY: 62958000 62958000-20 GAZELLE 22 B3MD FED COM 1H</b>				
<u>Equipment Beyond Wellhead</u>				
LINE PIPE-GAS GATHERING	MEWBOURNE OIL COMPANY	825.50	0.195498190	161.39
Total Equipment Beyond Wellhead Cost		825.50		161.39
<b>62958000-20 SUBTOTAL</b>		<b>825.50</b>	<b>161.39</b>	
<b>PROPERTY: 62958000 62958000-30 GAZELLE 22 B3MD FED COM 1H</b>				
<u>Lease Operating Expense</u>				
COMPANY SUPERVISION	MEWBOURNE OIL COMPANY	325.00	0.195498190	63.54
COMPANY SUPERVISION	MEWBOURNE OIL COMPANY	1,092.00	0.195498190	213.48
COMPANY SUPERVISION	MEWBOURNE OIL COMPANY	1,300.00	0.195498190	254.15
COMPRESSOR RENTAL/SERVICES	KODIAK GAS SERVICES LLC	4,528.98	0.195498190	885.41
FUEL, POWER & ELECTRICAL	XCEL ENERGY	436.20	0.195498190	85.27
LEASE MAINTENANCE	GAS WELL SERVICES INC	337.74	0.195498190	66.03
LEASE MAINTENANCE	GARNER PUMP & SUPPLY INC	27.02	0.195498190	5.29

## MEWBOURNE OIL COMPANY

TOM M RAGSDALE  
400 N SAM HOUSTON PARKWAY EAST  
SUITE 601  
HOUSTON, TX 77060

INVOICE NO.: 202005-22849  
INVOICE DATE: 5-31-2020  
OWNER: 035904-1  
BILLING FOR: May 2020

REFERENCE/DESCRIPTION OF CHARGES		GROSS CHARGES	WORKING INTEREST	NET CHARGE
LEASE MAINTENANCE	AMERICAN MILLENNIUM COR	18.55	0.195498190	3.63
LEASE MAINTENANCE	K&S OILFIELD SUPPLIES LLC	126.64	0.195498190	24.75
LEASE MAINTENANCE	K&S OILFIELD SUPPLIES LLC	13.56	0.195498190	2.65
LEASE MAINTENANCE	CARLSBAD AUTOMATION SER	128.85	0.195498190	25.19
LEASE MAINTENANCE	PILOT THOMAS LOGISTICS LL	17.50	0.195498190	3.42
LEASE MAINTENANCE	INGRAM PROFESSIONAL SERV	16.14	0.195498190	3.15
LEASE MAINTENANCE	INGRAM PROFESSIONAL SERV	133.10	0.195498190	26.02
LEASE MAINTENANCE	TANKLOGIX LLC	6.58	0.195498190	1.28
LEASE MAINTENANCE	TANKLOGIX LLC	13.16	0.195498190	2.58
LEASE MAINTENANCE	MEWBOURNE OIL COMPANY	775.00	0.195498190	151.51
LEASE MAINTENANCE	MEWBOURNE OIL COMPANY	387.50	0.195498190	75.76
LEASE MAINTENANCE	MEWBOURNE OIL COMPANY	775.00	0.195498190	151.51
MISCELLANEOUS EQUIPMENT RENTAL	MEWBOURNE OIL COMPANY	205.80	0.195498190	40.24
OVERHEAD-FIXED RATE	MEWBOURNE OIL COMPANY	881.16	0.195498190	172.27
PUMPING	MEWBOURNE OIL COMPANY	875.00	0.195498190	171.06
PUMPING	MEWBOURNE OIL COMPANY	656.25	0.195498190	128.30
SALT WATER DISPOSAL	OWL SWD OPERATING LLC	4,696.61	0.195498190	918.18
SALT WATER DISPOSAL	NGL WATER SOLUTIONS PERM	612.30	0.195498190	119.71
SALT WATER DISPOSAL	LIMESTONE BASIN PROPERTIE	309.17	0.195498190	60.45
WELL/LEASE INSURANCE	LOCKTON COMPANIES LLC	673.50	0.195498190	131.66
Total Lease Operating Expense Cost		19,368.31		3,786.49
<b>62958000-30 SUBTOTAL</b>		<b>19,368.31</b>	<b>3,786.49</b>	
<b>PROPERTY 62958000 TOTAL</b>		<b>20,193.81</b>	<b>3,947.88</b>	
<b>PROPERTY: 72185000 72185000-10 CREEDENCE 21/16 W0FC ST COM 4H</b>				
<u>Intangible Well Cost</u>				
COMPANY SUPERVISION	MEWBOURNE OIL COMPANY	325.00	0.006363620	2.07
EQUIPMENT RENTAL	STONE RENTALS II LLC	1,287.00	0.006363620	8.19
EQUIPMENT RENTAL	D WEBB INDUSTRIES LLC	401.26	0.006363620	2.55
INSPECTION & REPAIR SERVICES	PATTERSON-UTI DRILLING CO	61,385.21	0.006363620	390.63
INSPECTION & REPAIR SERVICES	DNOW LP	2,372.93	0.006363620	15.10
INSPECTION & REPAIR SERVICES	WELLBORE INTEGRITY SOLUT	6,258.26	0.006363620	39.83
LOCATION RESTORATION	STONE OILFIELD SERVICE INC	623.40	0.006363620	3.97
LOCATION RESTORATION	STONE OILFIELD SERVICE INC	235.95	0.006363620	1.50
LOCATION RESTORATION	STONE OILFIELD SERVICE INC	396.83	0.006363620	2.53
LOCATION RESTORATION	STONE OILFIELD SERVICE INC	1,224.36	0.006363620	7.79
LOCATION RESTORATION	R360 ENVIRONMENTAL SOLUT	589.21	0.006363620	3.75
MUD	QATAR LLC	7,309.15	0.006363620	46.51
MUD	BCNC OILFIELD SERVICES LLC	1,829.94	0.006363620	11.65
MUD	BCNC OILFIELD SERVICES LLC	1,407.65	0.006363620	8.96
RIG MOBILIZATION	PATTERSON-UTI DRILLING CO	31,715.60	0.006363620	201.83
RIG MOBILIZATION	WILBANKS TRUCKING SERVIC	264.90	0.006363620	1.69

## MEWBOURNE OIL COMPANY

TOM M RAGSDALE  
400 N SAM HOUSTON PARKWAY EAST  
SUITE 601  
HOUSTON, TX 77060

INVOICE NO.: 202005-22849  
INVOICE DATE: 5-31-2020  
OWNER: 035904-1  
BILLING FOR: May 2020

REFERENCE/DESCRIPTION OF CHARGES		GROSS CHARGES	WORKING INTEREST	NET CHARGE
TRANSPORTATION	WILBANKS TRUCKING SERVIC	476.80	0.006363620	3.03
TRANSPORTATION	WILBANKS TRUCKING SERVIC	264.00	0.006363620	1.68
Total Intangible Well Cost Cost		118,367.45		753.26
<b>72185000-10 SUBTOTAL</b>		<b>118,367.45</b>	<b>753.26</b>	
<b>PROPERTY: 72185000 72185000-20 CREEDENCE 21/16 W0FC ST COM 4H</b>				
<u>Intangible Well Cost</u>				
COMPANY SUPERVISION	MEWBOURNE OIL COMPANY	325.00	0.006363620	2.07
EQUIPMENT RENTAL	TRIPLE T'S LINING LLC	168.09	0.006363620	1.07
TRANSPORTATION	GREEN'S PIPE SERVICE INC	450.00	0.006363620	2.86
TRANSPORTATION	GREEN'S PIPE SERVICE INC	450.00	0.006363620	2.86
TRANSPORTATION	GREEN'S PIPE SERVICE INC	450.00	0.006363620	2.86
TRANSPORTATION	GREEN'S PIPE SERVICE INC	287.50	0.006363620	1.83
TRANSPORTATION	GREEN'S PIPE SERVICE INC	287.50	0.006363620	1.83
WELDING & CONSTRUCTION	MEWBOURNE OIL COMPANY	4,068.75	0.006363620	25.89
Total Intangible Well Cost Cost		6,486.84		41.27
<u>Tangible Well Cost</u>				
CASING (4.1" - 6.0")	SOONER PIPE LLC	-422.01	0.006363620	-2.69
CASING (4.1" - 6.0")	SOONER PIPE LLC	1.28	0.006363620	0.01
Total Tangible Well Cost Cost		-420.73		-2.68
<u>Equipment Beyond Wellhead</u>				
ELECTRICAL INSTALLATIONS	INGRAM PROFESSIONAL SERV	272.03	0.006363620	1.73
MISC. VALVES & FITTINGS	GREEN'S PIPE SERVICE INC	6,876.89	0.006363620	43.76
MISC. VALVES & FITTINGS	GREEN'S PIPE SERVICE INC	6,608.39	0.006363620	42.05
MISC. VALVES & FITTINGS	GREEN'S PIPE SERVICE INC	6,672.77	0.006363620	42.46
MISC. VALVES & FITTINGS	GREEN'S PIPE SERVICE INC	1,204.46	0.006363620	7.66
MISC. VALVES & FITTINGS	GREEN'S PIPE SERVICE INC	1,313.17	0.006363620	8.36
MISC. VALVES & FITTINGS	CARLSBAD AUTOMATION SER	1,940.37	0.006363620	12.35
MISC. VALVES & FITTINGS	STANDARD OIL FIELD SUPPLY	8.23	0.006363620	0.05
MISC. VALVES & FITTINGS	AUTOMATED WELLHEAD COM	3,441.87	0.006363620	21.90
PRODUCTION EQUIP INSTALLATION	7B ROUSTABOUT LLC	2,290.00	0.006363620	14.57
PRODUCTION EQUIP INSTALLATION	7B ROUSTABOUT LLC	2,352.50	0.006363620	14.97
PRODUCTION EQUIP INSTALLATION	7B ROUSTABOUT LLC	2,287.50	0.006363620	14.56
PRODUCTION EQUIP INSTALLATION	7B ROUSTABOUT LLC	660.00	0.006363620	4.20
PRODUCTION EQUIP INSTALLATION	7B ROUSTABOUT LLC	2,310.00	0.006363620	14.70
PRODUCTION EQUIP INSTALLATION	7B ROUSTABOUT LLC	2,295.00	0.006363620	14.60
PRODUCTION EQUIP INSTALLATION	7B ROUSTABOUT LLC	1,703.75	0.006363620	10.84
PRODUCTION EQUIP INSTALLATION	INGRAM PROFESSIONAL SERV	544.36	0.006363620	3.46
PRODUCTION EQUIP INSTALLATION	TRINITY OILFIELD SERVICES &	105.96	0.006363620	0.67
PRODUCTION EQUIP INSTALLATION	TRINITY OILFIELD SERVICES &	317.88	0.006363620	2.02
Total Equipment Beyond Wellhead Cost		43,205.13		274.91



## MEWBOURNE OIL COMPANY

TOM M RAGSDALE  
400 N SAM HOUSTON PARKWAY EAST  
SUITE 601  
HOUSTON, TX 77060

INVOICE NO.: 202005-22849  
INVOICE DATE: 5-31-2020  
OWNER: 035904-1  
BILLING FOR: May 2020

REFERENCE/DESCRIPTION OF CHARGES		GROSS CHARGES	WORKING INTEREST	NET CHARGE
<b>72185000-20 SUBTOTAL</b>		<b>49,271.24</b>	<b>313.50</b>	
<b>PROPERTY 72185000 TOTAL</b>		<b>167,638.69</b>	<b>1,066.76</b>	
<b>72185000PREPAYMENTS</b>				<b>-1,066.76</b>
<b>PROPERTY: 72186000 72186000-10 CREEDENCE 21/16 W1FC ST COM 3H</b>				
<u>Intangible Well Cost</u>				
CONTINGENCIES	YELLOWJACKET OILFIELD SEI	11,060.10	0.006363620	70.38
DIRECTIONAL SERVICES	ALTITUDE ENERGY PARTNER	-5,000.00	0.006363620	-31.82
EQUIPMENT RENTAL	STONE RENTALS II LLC	1,930.50	0.006363620	12.29
EQUIPMENT RENTAL	OIL PATCH GROUP INC	3,120.00	0.006363620	19.85
EQUIPMENT RENTAL	D WEBB INDUSTRIES LLC	401.27	0.006363620	2.55
INSPECTION & REPAIR SERVICES	PATTERSON-UTI DRILLING CO	61,385.21	0.006363620	390.63
INSPECTION & REPAIR SERVICES	DNOW LP	2,372.93	0.006363620	15.10
INSPECTION & REPAIR SERVICES	WELLBORE INTEGRITY SOLU	6,258.27	0.006363620	39.83
LOCATION RESTORATION	STONE OILFIELD SERVICE INC	623.38	0.006363620	3.97
LOCATION RESTORATION	STONE OILFIELD SERVICE INC	235.95	0.006363620	1.50
LOCATION RESTORATION	STONE OILFIELD SERVICE INC	396.82	0.006363620	2.53
LOCATION RESTORATION	STONE OILFIELD SERVICE INC	1,224.43	0.006363620	7.79
LOCATION RESTORATION	R360 ENVIRONMENTAL SOLU	589.22	0.006363620	3.75
MUD	QATAR LLC	7,309.15	0.006363620	46.51
MUD	BCNC OILFIELD SERVICES LLC	1,829.96	0.006363620	11.65
MUD	BCNC OILFIELD SERVICES LLC	1,407.67	0.006363620	8.96
RIG MOBILIZATION	PATTERSON-UTI DRILLING CO	31,715.59	0.006363620	201.83
RIG MOBILIZATION	WILBANKS TRUCKING SERVIC	264.89	0.006363620	1.69
TRANSPORTATION	HUGHES OILFIELD TRANSPOR	-815.21	0.006363620	-5.19
TRANSPORTATION	WILBANKS TRUCKING SERVIC	476.81	0.006363620	3.03
TRANSPORTATION	WILBANKS TRUCKING SERVIC	264.00	0.006363620	1.68
Total Intangible Well Cost Cost		127,050.94		808.51
<b>72186000-10 SUBTOTAL</b>		<b>127,050.94</b>	<b>808.51</b>	
<b>PROPERTY: 72186000 72186000-20 CREEDENCE 21/16 W1FC ST COM 3H</b>				
<u>Intangible Well Cost</u>				
COMPANY SUPERVISION	MEWBOURNE OIL COMPANY	325.00	0.006363620	2.07
EQUIPMENT RENTAL	TRIPLE T'S LINING LLC	168.11	0.006363620	1.07
TRANSPORTATION	GREEN'S PIPE SERVICE INC	450.00	0.006363620	2.86
TRANSPORTATION	GREEN'S PIPE SERVICE INC	450.00	0.006363620	2.86
TRANSPORTATION	GREEN'S PIPE SERVICE INC	450.00	0.006363620	2.86
TRANSPORTATION	GREEN'S PIPE SERVICE INC	287.50	0.006363620	1.83
TRANSPORTATION	GREEN'S PIPE SERVICE INC	287.50	0.006363620	1.83
WELDING & CONSTRUCTION	MEWBOURNE OIL COMPANY	4,068.75	0.006363620	25.89
Total Intangible Well Cost Cost		6,486.86		41.27
<u>Equipment Beyond Wellhead</u>				

## MEWBOURNE OIL COMPANY

TOM M RAGSDALE  
400 N SAM HOUSTON PARKWAY EAST  
SUITE 601  
HOUSTON, TX 77060

**INVOICE NO.:** 202005-22849  
**INVOICE DATE:** 5-31-2020  
**OWNER:** 035904-1  
**BILLING FOR:** May 2020

REFERENCE/DESCRIPTION OF CHARGES		GROSS CHARGES	WORKING INTEREST	NET CHARGE
ELECTRICAL INSTALLATIONS	INGRAM PROFESSIONAL SERV	272.08	0.006363620	1.73
MISC. VALVES & FITTINGS	GREEN'S PIPE SERVICE INC	6,876.90	0.006363620	43.76
MISC. VALVES & FITTINGS	GREEN'S PIPE SERVICE INC	6,608.39	0.006363620	42.05
MISC. VALVES & FITTINGS	GREEN'S PIPE SERVICE INC	6,672.77	0.006363620	42.46
MISC. VALVES & FITTINGS	GREEN'S PIPE SERVICE INC	1,204.47	0.006363620	7.66
MISC. VALVES & FITTINGS	GREEN'S PIPE SERVICE INC	1,313.18	0.006363620	8.36
MISC. VALVES & FITTINGS	CARLSBAD AUTOMATION SER	1,940.37	0.006363620	12.35
MISC. VALVES & FITTINGS	STANDARD OIL FIELD SUPPLY	8.23	0.006363620	0.05
MISC. VALVES & FITTINGS	AUTOMATED WELLHEAD COM	3,441.86	0.006363620	21.90
PRODUCTION EQUIP INSTALLATION	7B ROUSTABOUT LLC	2,290.00	0.006363620	14.57
PRODUCTION EQUIP INSTALLATION	7B ROUSTABOUT LLC	2,352.50	0.006363620	14.97
PRODUCTION EQUIP INSTALLATION	7B ROUSTABOUT LLC	2,287.50	0.006363620	14.56
PRODUCTION EQUIP INSTALLATION	7B ROUSTABOUT LLC	660.00	0.006363620	4.20
PRODUCTION EQUIP INSTALLATION	7B ROUSTABOUT LLC	2,310.00	0.006363620	14.70
PRODUCTION EQUIP INSTALLATION	7B ROUSTABOUT LLC	2,295.00	0.006363620	14.60
PRODUCTION EQUIP INSTALLATION	7B ROUSTABOUT LLC	1,703.75	0.006363620	10.84
PRODUCTION EQUIP INSTALLATION	INGRAM PROFESSIONAL SERV	544.36	0.006363620	3.46
PRODUCTION EQUIP INSTALLATION	TRINITY OILFIELD SERVICES &	105.96	0.006363620	0.67
PRODUCTION EQUIP INSTALLATION	TRINITY OILFIELD SERVICES &	317.87	0.006363620	2.02
Total Equipment Beyond Wellhead Cost		43,205.19		274.91
<b>72186000-20 SUBTOTAL</b>		<b>49,692.05</b>	<b>316.18</b>	
<b>PROPERTY 72186000 TOTAL</b>		<b>176,742.99</b>	<b>1,124.69</b>	
<b>72186000PREPAYMENTS</b>				<b>-1,124.69</b>

**MEWBOURNE OIL COMPANY**

MEWBOURNE OIL COMPANY  
P O BOX 7698  
TYLER, TX 75711-7698

TOM M RAGSDALE  
400 N SAM HOUSTON PARKWAY EAST  
SUITE 601  
HOUSTON, TX 77060

**INVOICE NO.:** 202002-13480  
**INVOICE DATE:** 2-29-2020  
**OWNER:** 035904-1  
**BILLING FOR:** February 2020

**BALANCE FORWARD****53,159.53**

<b>CURRENT PERIOD ADJUSTMENT</b>				<b>AMOUNT</b>
				0.00
<b>CURRENT CHARGES</b>		<b>GROSS</b>	<b>INTEREST</b>	<b>NET</b>
62390000 - PRONGHORN 15 B3BO FED COM 1H	TIER : 3 0	19,716.44	0.0683747500	1,348.10
62391000 - PRONGHORN 15 B3CN FED COM 1H	TIER : 3 0	10,879.40	0.0683747500	743.86
62392000 - PRONGHORN 15 B3DM FED COM 1H	TIER : 3 0	20,720.20	0.0683747500	1,416.75
62774000 - IBEX 10 B3MD FED COM 1H	TIER : 3 0	31,809.78	0.0527536400	1,659.09
62775000 - IBEX 10 B3NC FED COM 1H	TIER : 3 0	34,470.84	0.0527536400	1,799.38
62776000 - IBEX 10 B3OB FED COM 1H	TIER : 3 0	19,580.37	0.0322507100	614.96
62906000 - GAZELLE 22 B2MD FED COM 2H	TIER : 3 0	18,719.94	0.1954981900	3,659.71
62915000 - CREEDENCE 21/16 W0ED ST COM 2H	TIER : 2 0	223,648.21	0.0063636200	1,423.22
62915000 - CREEDENCE 21/16 W0ED ST COM 2H	TIER : 3 0	173,084.57	0.0063636200	1,101.45
62916000 - CREEDENCE 21/16 W1ED ST COM 1H	TIER : 1 0	1,398.65	0.0063636200	8.90
62916000 - CREEDENCE 21/16 W1ED ST COM 1H	TIER : 2 0	223,648.09	0.0063636200	1,423.22
62916000 - CREEDENCE 21/16 W1ED ST COM 1H	TIER : 3 0	168,664.76	0.0063636200	1,073.34
62958000 - GAZELLE 22 B3MD FED COM 1H	TIER : 3 0	19,512.26	0.1954981900	3,814.65
72185000 - CREEDENCE 21/16 W0FC ST COM 4H	TIER : 1 0	1,145,591.45	0.0063636200	7,290.12
72185000 - CREEDENCE 21/16 W0FC ST COM 4H	TIER : 2 0	126,476.60	0.0063636200	804.85
72186000 - CREEDENCE 21/16 W1FC ST COM 3H	TIER : 1 0	1,580,946.85	0.0063636200	10,060.47
72186000 - CREEDENCE 21/16 W1FC ST COM 3H	TIER : 2 0	191,979.21	0.0063636200	1,221.68
<b>TOTAL CURRENT CHARGES</b>		<b>4,010,847.62</b>		<b>39,463.75</b>
<b>APPLIED ADVANCES</b>				
62774000 - IBEX 10 B3MD FED COM 1H				-1,659.09
62915000 - CREEDENCE 21/16 W0ED ST COM 2H				-2,524.67
62916000 - CREEDENCE 21/16 W1ED ST COM 1H				-2,505.46
72185000 - CREEDENCE 21/16 W0FC ST COM 4H				-8,094.97
72186000 - CREEDENCE 21/16 W1FC ST COM 3H				-11,282.15
<b>APPLIED ADVANCES TOTAL</b>				<b>-26,066.34</b>
<b>INVOICE TOTAL</b>				<b>13,397.41</b>
<b>OUTSTANDING BALANCE</b>				<b>66,556.94</b>

MEWBOURNE OIL COMPANY

TOM M RAGSDALE  
400 N SAM HOUSTON PARKWAY EAST  
SUITE 601  
HOUSTON, TX 77060

**INVOICE NO.:** 202002-13480  
**INVOICE DATE:** 2-29-2020  
**OWNER:** 035904-1  
**BILLING FOR:** February 2020

PLEASE INDICATE INVOICE# 202002-13480  
AND ACCOUNT# 035904-1  
ON REMITTANCE  
PAYMENT DUE 15 DAYS AFTER RECEIPT OF INVOICE PAYABLE IN US DOLLARS

FOR INQUIRIES, PLEASE CONTACT (903) 561-2900

## MEWBOURNE OIL COMPANY

TOM M RAGSDALE  
400 N SAM HOUSTON PARKWAY EAST  
SUITE 601  
HOUSTON, TX 77060

INVOICE NO.: 202002-13480  
INVOICE DATE: 2-29-2020  
OWNER: 035904-1  
BILLING FOR: February 2020

REFERENCE/DESCRIPTION OF CHARGES	GROSS CHARGES	WORKING INTEREST	NET CHARGE
<b>PROPERTY: 62390000 62390000-30 PRONGHORN 15 B3BO FED COM 1H</b>			
<u>Lease Operating Expense</u>			
CHEMICALS-WATER TREATING IMPERATIVE CHEMICAL PART	280.43	0.068374750	19.18
CHEMICALS-WATER TREATING IMPERATIVE CHEMICAL PART	154.64	0.068374750	10.57
COMPANY SUPERVISION MEWBOURNE OIL COMPANY	312.50	0.068374750	21.37
COMPRESSOR MAINTENANCE G&A FABRICATION LLC	147.87	0.068374750	10.11
CONTRACT SUPERVISION PACE OILFIELD SERVICES INC	28.92	0.068374750	1.98
CONTRACT SUPERVISION PACE OILFIELD SERVICES INC	291.53	0.068374750	19.93
CONTRACT SUPERVISION PACE OILFIELD SERVICES INC	291.53	0.068374750	19.93
CONTRACT SUPERVISION PACE OILFIELD SERVICES INC	291.53	0.068374750	19.93
CONTRACT SUPERVISION PACE OILFIELD SERVICES INC	291.53	0.068374750	19.93
FUEL, POWER & ELECTRICAL XCEL ENERGY	3,291.73	0.068374750	225.07
FUEL, POWER & ELECTRICAL PILOT THOMAS LOGISTICS LLC	40.84	0.068374750	2.79
FUEL, POWER & ELECTRICAL PILOT THOMAS LOGISTICS LLC	27.37	0.068374750	1.87
LEASE MAINTENANCE SUNDANCE SERVICES INC	34.05	0.068374750	2.33
LEASE MAINTENANCE K&S OILFIELD SUPPLIES LLC	447.89	0.068374750	30.62
LEASE MAINTENANCE K&S OILFIELD SUPPLIES LLC	473.07	0.068374750	32.34
LEASE MAINTENANCE K&S OILFIELD SUPPLIES LLC	599.47	0.068374750	40.99
LEASE MAINTENANCE K&S OILFIELD SUPPLIES LLC	446.40	0.068374750	30.52
LEASE MAINTENANCE K&S OILFIELD SUPPLIES LLC	556.57	0.068374750	38.06
LEASE MAINTENANCE TURNCO ENTERPRISES LLC	95.00	0.068374750	6.49
LEASE MAINTENANCE TURNCO ENTERPRISES LLC	10.96	0.068374750	0.75
LEASE MAINTENANCE TURNCO ENTERPRISES LLC	285.00	0.068374750	19.49
LEASE MAINTENANCE TURNCO ENTERPRISES LLC	475.00	0.068374750	32.48
LEASE MAINTENANCE TURNCO ENTERPRISES LLC	190.00	0.068374750	12.99
LEASE MAINTENANCE B & B WELDING INC	336.24	0.068374750	22.99
LEASE MAINTENANCE EP&S LLC	24.31	0.068374750	1.66
LEASE MAINTENANCE TRIPOINT OIL & GAS PRODUCTION	834.83	0.068374750	57.08
LEASE MAINTENANCE TANKLOGIX LLC	166.23	0.068374750	11.37
LEASE MAINTENANCE TANKLOGIX LLC	140.81	0.068374750	9.63
LEASE MAINTENANCE TANKLOGIX LLC	1,319.20	0.068374750	90.20
LEASE MAINTENANCE AY TRUCKING INC	12.13	0.068374750	0.83
LEASE MAINTENANCE AY TRUCKING INC	15.16	0.068374750	1.04
LEASE MAINTENANCE AY TRUCKING INC	157.69	0.068374750	10.78
LEASE MAINTENANCE MEWBOURNE OIL COMPANY	643.25	0.068374750	43.98
LEASE MAINTENANCE MEWBOURNE OIL COMPANY	775.00	0.068374750	52.99
LEASE MAINTENANCE MEWBOURNE OIL COMPANY	193.75	0.068374750	13.25
LEASE MAINTENANCE MEWBOURNE OIL COMPANY	387.50	0.068374750	26.49
MISCELLANEOUS EQUIPMENT RENTAL MEWBOURNE OIL COMPANY	260.40	0.068374750	17.80
MISCELLANEOUS EQUIPMENT RENTAL TRINITY OILFIELD SERVICES INC	527.51	0.068374750	36.07
OVERHEAD-FIXED RATE MEWBOURNE OIL COMPANY	813.96	0.068374750	55.65
PRIME MOVER MAINTENANCE HR COMPRESSION & SERVICES	281.61	0.068374750	19.26



## MEWBOURNE OIL COMPANY

TOM M RAGSDALE  
400 N SAM HOUSTON PARKWAY EAST  
SUITE 601  
HOUSTON, TX 77060

**INVOICE NO.:** 202002-13480  
**INVOICE DATE:** 2-29-2020  
**OWNER:** 035904-1  
**BILLING FOR:** February 2020

REFERENCE/DESCRIPTION OF CHARGES		GROSS CHARGES	WORKING INTEREST	NET CHARGE
PROFESSIONAL SERVICES	PRICE ENERGY CONSULTING I	150.00	0.068374750	10.26
PROFESSIONAL SERVICES	PRICE ENERGY CONSULTING I	150.00	0.068374750	10.26
PUMPING	MEWBOURNE OIL COMPANY	875.00	0.068374750	59.83
PUMPING	MEWBOURNE OIL COMPANY	656.25	0.068374750	44.87
SALT WATER DISPOSAL	NGL WATER SOLUTIONS PERM	1,773.08	0.068374750	121.24
SALT WATER DISPOSAL	LIMESTONE BASIN PROPERTIE	151.40	0.068374750	10.35
SITE RESTORATION & EXCAVATION	R360 ENVIRONMENTAL SOLUT	7.30	0.068374750	0.50
Total Lease Operating Expense Cost		19,716.44		1,348.10
<b>62390000-30 SUBTOTAL</b>		<b>19,716.44</b>	<b>1,348.10</b>	
<b>PROPERTY 62390000 TOTAL</b>		<b>19,716.44</b>	<b>1,348.10</b>	
<b>PROPERTY: 62391000 62391000-30 PRONGHORN 15 B3CN FED COM 1H</b>				
<u>Lease Operating Expense</u>				
CHEMICALS-WATER TREATING	IMPERATIVE CHEMICAL PART	297.68	0.068374750	20.35
COMPANY SUPERVISION	MEWBOURNE OIL COMPANY	625.00	0.068374750	42.73
COMPRESSOR MAINTENANCE	G&A FABRICATION LLC	1,559.89	0.068374750	106.66
CONTRACT SUPERVISION	PACE OILFIELD SERVICES INC	28.91	0.068374750	1.98
CONTRACT SUPERVISION	PACE OILFIELD SERVICES INC	291.52	0.068374750	19.93
CONTRACT SUPERVISION	PACE OILFIELD SERVICES INC	291.52	0.068374750	19.93
CONTRACT SUPERVISION	PACE OILFIELD SERVICES INC	291.52	0.068374750	19.93
CONTRACT SUPERVISION	PACE OILFIELD SERVICES INC	291.52	0.068374750	19.93
FUEL, POWER & ELECTRICAL	XCEL ENERGY	257.50	0.068374750	17.60
FUEL, POWER & ELECTRICAL	PILOT THOMAS LOGISTICS LL	20.43	0.068374750	1.40
FUEL, POWER & ELECTRICAL	PILOT THOMAS LOGISTICS LL	13.68	0.068374750	0.94
LEASE MAINTENANCE	SUNDANCE SERVICES INC	34.05	0.068374750	2.33
LEASE MAINTENANCE	K&S OILFIELD SUPPLIES LLC	446.52	0.068374750	30.53
LEASE MAINTENANCE	TURNCO ENTERPRISES LLC	190.00	0.068374750	12.99
LEASE MAINTENANCE	TURNCO ENTERPRISES LLC	10.96	0.068374750	0.75
LEASE MAINTENANCE	TURNCO ENTERPRISES LLC	472.50	0.068374750	32.31
LEASE MAINTENANCE	TURNCO ENTERPRISES LLC	150.00	0.068374750	10.26
LEASE MAINTENANCE	EP&S LLC	24.31	0.068374750	1.66
LEASE MAINTENANCE	EP&S LLC	35.09	0.068374750	2.40
LEASE MAINTENANCE	EP&S LLC	393.67	0.068374750	26.92
LEASE MAINTENANCE	TANKLOGIX LLC	88.92	0.068374750	6.08
LEASE MAINTENANCE	TANKLOGIX LLC	140.81	0.068374750	9.63
LEASE MAINTENANCE	AY TRUCKING INC	12.13	0.068374750	0.83
LEASE MAINTENANCE	AY TRUCKING INC	15.16	0.068374750	1.04
LEASE MAINTENANCE	MEWBOURNE OIL COMPANY	437.50	0.068374750	29.91
LEASE MAINTENANCE	MEWBOURNE OIL COMPANY	581.25	0.068374750	39.74
MISCELLANEOUS EQUIPMENT RENTAL	MEWBOURNE OIL COMPANY	260.40	0.068374750	17.80
OVERHEAD-FIXED RATE	MEWBOURNE OIL COMPANY	813.96	0.068374750	55.65
PRIME MOVER MAINTENANCE	HR COMPRESSION & SERVICE	150.63	0.068374750	10.30

## MEWBOURNE OIL COMPANY

TOM M RAGSDALE  
400 N SAM HOUSTON PARKWAY EAST  
SUITE 601  
HOUSTON, TX 77060

**INVOICE NO.:** 202002-13480  
**INVOICE DATE:** 2-29-2020  
**OWNER:** 035904-1  
**BILLING FOR:** February 2020

REFERENCE/DESCRIPTION OF CHARGES		GROSS CHARGES	WORKING INTEREST	NET CHARGE
PROFESSIONAL SERVICES	PRICE ENERGY CONSULTING I	150.00	0.068374750	10.26
PUMPING	MEWBOURNE OIL COMPANY	875.00	0.068374750	59.83
PUMPING	MEWBOURNE OIL COMPANY	656.25	0.068374750	44.87
SALT WATER DISPOSAL	NGL WATER SOLUTIONS PERM	886.54	0.068374750	60.61
SALT WATER DISPOSAL	LIMESTONE BASIN PROPERTIE	77.28	0.068374750	5.28
SITE RESTORATION & EXCAVATION	R360 ENVIRONMENTAL SOLUT	7.30	0.068374750	0.50
Total Lease Operating Expense Cost		10,879.40		743.86
<b>62391000-30 SUBTOTAL</b>		<b>10,879.40</b>	<b>743.86</b>	
<b>PROPERTY 62391000 TOTAL</b>		<b>10,879.40</b>	<b>743.86</b>	
<b>PROPERTY: 62392000 62392000-30 PRONGHORN 15 B3DM FED COM 1H</b>				
<u>Lease Operating Expense</u>				
CHEMICALS-WATER TREATING	IMPERATIVE CHEMICAL PART	297.68	0.068374750	20.35
COMPANY SUPERVISION	MEWBOURNE OIL COMPANY	625.00	0.068374750	42.73
COMPANY SUPERVISION	MEWBOURNE OIL COMPANY	312.50	0.068374750	21.37
COMPRESSOR MAINTENANCE	G&A FABRICATION LLC	1,559.98	0.068374750	106.66
CONTRACT SUPERVISION	PACE OILFIELD SERVICES INC	28.91	0.068374750	1.98
CONTRACT SUPERVISION	PACE OILFIELD SERVICES INC	291.53	0.068374750	19.93
CONTRACT SUPERVISION	PACE OILFIELD SERVICES INC	291.53	0.068374750	19.93
CONTRACT SUPERVISION	PACE OILFIELD SERVICES INC	291.53	0.068374750	19.93
CONTRACT SUPERVISION	PACE OILFIELD SERVICES INC	291.53	0.068374750	19.93
FUEL, POWER & ELECTRICAL	XCEL ENERGY	3,349.56	0.068374750	229.03
FUEL, POWER & ELECTRICAL	PILOT THOMAS LOGISTICS LL	34.04	0.068374750	2.33
FUEL, POWER & ELECTRICAL	PILOT THOMAS LOGISTICS LL	22.81	0.068374750	1.56
LEASE MAINTENANCE	SUNDANCE SERVICES INC	34.05	0.068374750	2.33
LEASE MAINTENANCE	K&S OILFIELD SUPPLIES LLC	446.60	0.068374750	30.54
LEASE MAINTENANCE	TURNCO ENTERPRISES LLC	190.00	0.068374750	12.99
LEASE MAINTENANCE	TURNCO ENTERPRISES LLC	10.96	0.068374750	0.75
LEASE MAINTENANCE	TURNCO ENTERPRISES LLC	472.50	0.068374750	32.31
LEASE MAINTENANCE	TURNCO ENTERPRISES LLC	150.00	0.068374750	10.26
LEASE MAINTENANCE	EP&S LLC	24.31	0.068374750	1.66
LEASE MAINTENANCE	EP&S LLC	35.09	0.068374750	2.40
LEASE MAINTENANCE	EP&S LLC	393.68	0.068374750	26.92
LEASE MAINTENANCE	TANKLOGIX LLC	119.83	0.068374750	8.19
LEASE MAINTENANCE	TANKLOGIX LLC	140.81	0.068374750	9.63
LEASE MAINTENANCE	AY TRUCKING INC	12.13	0.068374750	0.83
LEASE MAINTENANCE	AY TRUCKING INC	15.16	0.068374750	1.04
LEASE MAINTENANCE	AUTOMATED WELLHEAD COM	6,708.88	0.068374750	458.72
MISCELLANEOUS EQUIPMENT RENTAL	MEWBOURNE OIL COMPANY	260.40	0.068374750	17.80
OVERHEAD-FIXED RATE	MEWBOURNE OIL COMPANY	813.99	0.068374750	55.66
PRIME MOVER MAINTENANCE	HR COMPRESSION & SERVICE	203.03	0.068374750	13.88
PROFESSIONAL SERVICES	PRICE ENERGY CONSULTING I	150.00	0.068374750	10.26

## MEWBOURNE OIL COMPANY

TOM M RAGSDALE  
400 N SAM HOUSTON PARKWAY EAST  
SUITE 601  
HOUSTON, TX 77060

INVOICE NO.: 202002-13480  
INVOICE DATE: 2-29-2020  
OWNER: 035904-1  
BILLING FOR: February 2020

REFERENCE/DESCRIPTION OF CHARGES		GROSS CHARGES	WORKING INTEREST	NET CHARGE
PUMPING	MEWBOURNE OIL COMPANY	875.00	0.068374750	59.83
PUMPING	MEWBOURNE OIL COMPANY	656.25	0.068374750	44.87
SALT WATER DISPOSAL	NGL WATER SOLUTIONS PERM	1,477.57	0.068374750	101.03
SALT WATER DISPOSAL	LIMESTONE BASIN PROPERTIE	126.06	0.068374750	8.62
SITE RESTORATION & EXCAVATION	R360 ENVIRONMENTAL SOLUT	7.30	0.068374750	0.50
Total Lease Operating Expense Cost		20,720.20		1,416.75
<b>62392000-30 SUBTOTAL</b>		<b>20,720.20</b>	<b>1,416.75</b>	
<b>PROPERTY 62392000 TOTAL</b>		<b>20,720.20</b>	<b>1,416.75</b>	
<b>PROPERTY: 62774000 62774000-30 IBEX 10 B3MD FED COM 1H</b>				
<u>Lease Operating Expense</u>				
COMPANY SUPERVISION	MEWBOURNE OIL COMPANY	312.50	0.051908860	16.22
COMPRESSOR MAINTENANCE	G&A FABRICATION LLC	467.75	0.051908860	24.28
CONTRACT SUPERVISION	PACE OILFIELD SERVICES INC	28.90	0.051908860	1.50
CONTRACT SUPERVISION	PACE OILFIELD SERVICES INC	291.50	0.051908860	15.13
CONTRACT SUPERVISION	PACE OILFIELD SERVICES INC	291.50	0.051908860	15.13
FUEL, POWER & ELECTRICAL	XCEL ENERGY	946.15	0.051908860	49.11
LEASE MAINTENANCE	SUNDANCE SERVICES INC	34.05	0.051908860	1.77
LEASE MAINTENANCE	K&S OILFIELD SUPPLIES LLC	888.97	0.051908860	46.15
LEASE MAINTENANCE	K&S OILFIELD SUPPLIES LLC	447.89	0.051908860	23.25
LEASE MAINTENANCE	K&S OILFIELD SUPPLIES LLC	1,566.90	0.051908860	81.34
LEASE MAINTENANCE	K&S OILFIELD SUPPLIES LLC	387.32	0.051908860	20.10
LEASE MAINTENANCE	K&S OILFIELD SUPPLIES LLC	5,524.03	0.051908860	286.74
LEASE MAINTENANCE	TURNCO ENTERPRISES LLC	142.50	0.051908860	7.40
LEASE MAINTENANCE	TURNCO ENTERPRISES LLC	10.96	0.051908860	0.57
LEASE MAINTENANCE	TURNCO ENTERPRISES LLC	190.00	0.051908860	9.86
LEASE MAINTENANCE	EP&S LLC	24.30	0.051908860	1.26
LEASE MAINTENANCE	TRIPOINT OIL & GAS PRODUC	915.56	0.051908860	47.52
LEASE MAINTENANCE	TANKLOGIX LLC	347.91	0.051908860	18.06
LEASE MAINTENANCE	TANKLOGIX LLC	209.91	0.051908860	10.89
LEASE MAINTENANCE	TANKLOGIX LLC	140.81	0.051908860	7.31
LEASE MAINTENANCE	TANKLOGIX LLC	1,319.20	0.051908860	68.48
LEASE MAINTENANCE	AY TRUCKING INC	12.13	0.051908860	0.63
LEASE MAINTENANCE	AY TRUCKING INC	15.16	0.051908860	0.78
LEASE MAINTENANCE	MEWBOURNE OIL COMPANY	193.75	0.051908860	10.06
LEASE MAINTENANCE	ECOTEST ENERGY SERVICES I	2,189.13	0.051908860	113.64
MISCELLANEOUS EQUIPMENT RENTAL	MEWBOURNE OIL COMPANY	260.40	0.051908860	13.51
PRIME MOVER MAINTENANCE	HR COMPRESSION & SERVICE	589.42	0.051908860	30.60
PROFESSIONAL SERVICES	PRICE ENERGY CONSULTING I	150.00	0.051908860	7.79
SALT WATER DISPOSAL	NGL WATER SOLUTIONS PERM	4,284.95	0.051908860	222.43
SITE RESTORATION & EXCAVATION	R360 ENVIRONMENTAL SOLUT	7.30	0.051908860	0.38
TREATING,DEHYDRATION,METERING	PRO-KEM INC	294.94	0.051908860	15.31

## MEWBOURNE OIL COMPANY

TOM M RAGSDALE  
400 N SAM HOUSTON PARKWAY EAST  
SUITE 601  
HOUSTON, TX 77060

INVOICE NO.: 202002-13480  
INVOICE DATE: 2-29-2020  
OWNER: 035904-1  
BILLING FOR: February 2020

REFERENCE/DESCRIPTION OF CHARGES		GROSS CHARGES	WORKING INTEREST	NET CHARGE
COMPRESSOR MAINTENANCE	G&A FABRICATION LLC	566.02	0.052753640	29.86
COMPRESSOR RENTAL/SERVICES	AUTOMATED WELLHEAD COM	4,642.00	0.052753640	244.88
CONTRACT SUPERVISION	PACE OILFIELD SERVICES INC	291.50	0.052753640	15.38
CONTRACT SUPERVISION	PACE OILFIELD SERVICES INC	291.50	0.052753640	15.38
FUEL, POWER & ELECTRICAL	PILOT THOMAS LOGISTICS LL	98.71	0.052753640	5.21
FUEL, POWER & ELECTRICAL	PILOT THOMAS LOGISTICS LL	66.16	0.052753640	3.49
LEASE MAINTENANCE	K&S OILFIELD SUPPLIES LLC	446.30	0.052753640	23.55
LEASE MAINTENANCE	TURNCO ENTERPRISES LLC	190.00	0.052753640	10.02
OVERHEAD-FIXED RATE	MEWBOURNE OIL COMPANY	837.60	0.052753640	44.19
PUMPING	MEWBOURNE OIL COMPANY	875.00	0.052753640	46.16
PUMPING	MEWBOURNE OIL COMPANY	656.25	0.052753640	34.62
SALT WATER DISPOSAL	LIMESTONE BASIN PROPERTIE	362.95	0.052753640	19.15
Total Lease Operating Expense Cost		31,809.78		1,659.09

62774000-30 SUBTOTAL

31,809.78

1,659.09

PROPERTY 62774000 TOTAL

31,809.78

1,659.09

62774000PREPAYMENTS

-1,659.09

PROPERTY: 62775000 62775000-30 IBEX 10 B3NC FED COM 1H

Lease Operating Expense

CHEMICALS-WATER TREATING	IMPERATIVE CHEMICAL PART	523.39	0.051908860	27.17
COMPANY SUPERVISION	MEWBOURNE OIL COMPANY	1,250.00	0.051908860	64.89
COMPANY SUPERVISION	MEWBOURNE OIL COMPANY	312.50	0.051908860	16.22
COMPRESSOR MAINTENANCE	G&A FABRICATION LLC	467.83	0.051908860	24.28
CONTRACT SUPERVISION	PACE OILFIELD SERVICES INC	28.90	0.051908860	1.50
CONTRACT SUPERVISION	PACE OILFIELD SERVICES INC	291.50	0.051908860	15.13
CONTRACT SUPERVISION	PACE OILFIELD SERVICES INC	291.50	0.051908860	15.13
FUEL, POWER & ELECTRICAL	XCEL ENERGY	541.47	0.051908860	28.11
LEASE MAINTENANCE	T&J VALVE	2,506.69	0.051908860	130.12
LEASE MAINTENANCE	SUNDANCE SERVICES INC	34.05	0.051908860	1.77
LEASE MAINTENANCE	K&S OILFIELD SUPPLIES LLC	889.02	0.051908860	46.15
LEASE MAINTENANCE	K&S OILFIELD SUPPLIES LLC	447.90	0.051908860	23.25
LEASE MAINTENANCE	K&S OILFIELD SUPPLIES LLC	1,566.90	0.051908860	81.34
LEASE MAINTENANCE	K&S OILFIELD SUPPLIES LLC	387.33	0.051908860	20.11
LEASE MAINTENANCE	K&S OILFIELD SUPPLIES LLC	5,524.04	0.051908860	286.74
LEASE MAINTENANCE	TURNCO ENTERPRISES LLC	142.50	0.051908860	7.40
LEASE MAINTENANCE	TURNCO ENTERPRISES LLC	10.96	0.051908860	0.57
LEASE MAINTENANCE	TURNCO ENTERPRISES LLC	190.00	0.051908860	9.86
LEASE MAINTENANCE	EP&S LLC	24.31	0.051908860	1.26
LEASE MAINTENANCE	TRIPOINT OIL & GAS PRODUC	915.57	0.051908860	47.52
LEASE MAINTENANCE	TANKLOGIX LLC	220.34	0.051908860	11.44
LEASE MAINTENANCE	TANKLOGIX LLC	209.91	0.051908860	10.89
LEASE MAINTENANCE	TANKLOGIX LLC	140.81	0.051908860	7.31

## MEWBOURNE OIL COMPANY

TOM M RAGSDALE  
400 N SAM HOUSTON PARKWAY EAST  
SUITE 601  
HOUSTON, TX 77060

**INVOICE NO.:** 202002-13480  
**INVOICE DATE:** 2-29-2020  
**OWNER:** 035904-1  
**BILLING FOR:** February 2020

REFERENCE/DESCRIPTION OF CHARGES		GROSS CHARGES	WORKING INTEREST	NET CHARGE
LEASE MAINTENANCE	TANKLOGIX LLC	1,319.20	0.051908860	68.48
LEASE MAINTENANCE	AY TRUCKING INC	12.13	0.051908860	0.63
LEASE MAINTENANCE	AY TRUCKING INC	15.16	0.051908860	0.79
LEASE MAINTENANCE	MEWBOURNE OIL COMPANY	263.50	0.051908860	13.68
LEASE MAINTENANCE	MEWBOURNE OIL COMPANY	193.75	0.051908860	10.06
MISCELLANEOUS EQUIPMENT RENTAL	MEWBOURNE OIL COMPANY	260.40	0.051908860	13.52
PRIME MOVER MAINTENANCE	HR COMPRESSION & SERVICES	373.30	0.051908860	19.38
PROFESSIONAL SERVICES	PRICE ENERGY CONSULTING I	150.00	0.051908860	7.79
SALT WATER DISPOSAL	NGL WATER SOLUTIONS PERM	2,807.38	0.051908860	145.73
SITE RESTORATION & EXCAVATION	R360 ENVIRONMENTAL SOLUT	7.30	0.051908860	0.38
TREATING,DEHYDRATION,METERING	PRO-KEM INC	294.94	0.051908860	15.31
CHEMICALS-WATER TREATING	IMPERATIVE CHEMICAL PART	333.64	0.052753640	17.60
COMPRESSOR MAINTENANCE	G&A FABRICATION LLC	566.10	0.052753640	29.86
CONTRACT SUPERVISION	PACE OILFIELD SERVICES INC	291.50	0.052753640	15.38
CONTRACT SUPERVISION	PACE OILFIELD SERVICES INC	291.50	0.052753640	15.38
FUEL, POWER & ELECTRICAL	PILOT THOMAS LOGISTICS LL	64.67	0.052753640	3.41
FUEL, POWER & ELECTRICAL	PILOT THOMAS LOGISTICS LL	43.34	0.052753640	2.29
LEASE MAINTENANCE	K&S OILFIELD SUPPLIES LLC	446.62	0.052753640	23.56
LEASE MAINTENANCE	TURNCO ENTERPRISES LLC	190.00	0.052753640	10.02
LEASE MAINTENANCE	AUTOMATED WELLHEAD COM	7,019.73	0.052753640	370.32
OVERHEAD-FIXED RATE	MEWBOURNE OIL COMPANY	837.60	0.052753640	44.19
PUMPING	MEWBOURNE OIL COMPANY	875.00	0.052753640	46.16
PUMPING	MEWBOURNE OIL COMPANY	656.25	0.052753640	34.62
SALT WATER DISPOSAL	LIMESTONE BASIN PROPERTIE	240.41	0.052753640	12.68
Total Lease Operating Expense Cost		34,470.84		1,799.38

62775000-30 SUBTOTAL

34,470.84

1,799.38

PROPERTY 62775000 TOTAL

34,470.84

1,799.38

PROPERTY: 62776000 62776000-30 IBEX 10 B3OB FED COM 1H

Lease Operating Expense

CHEMICALS-WATER TREATING	IMPERATIVE CHEMICAL PART	280.43	0.031093200	8.72
CHEMICALS-WATER TREATING	IMPERATIVE CHEMICAL PART	154.64	0.031093200	4.81
COMPANY SUPERVISION	MEWBOURNE OIL COMPANY	312.50	0.031093200	9.72
COMPANY SUPERVISION	MEWBOURNE OIL COMPANY	312.50	0.031093200	9.72
COMPRESSOR MAINTENANCE	G&A FABRICATION LLC	147.83	0.031093200	4.60
CONTRACT SUPERVISION	PACE OILFIELD SERVICES INC	28.92	0.031093200	0.90
CONTRACT SUPERVISION	PACE OILFIELD SERVICES INC	291.53	0.031093200	9.06
CONTRACT SUPERVISION	PACE OILFIELD SERVICES INC	291.53	0.031093200	9.06
FUEL, POWER & ELECTRICAL	XCEL ENERGY	706.12	0.031093200	21.96
LEASE MAINTENANCE	SUNDANCE SERVICES INC	34.05	0.031093200	1.06
LEASE MAINTENANCE	TURNCO ENTERPRISES LLC	95.00	0.031093200	2.95
LEASE MAINTENANCE	TURNCO ENTERPRISES LLC	190.00	0.031093200	5.91



## MEWBOURNE OIL COMPANY

Page 9

TOM M RAGSDALE  
400 N SAM HOUSTON PARKWAY EAST  
SUITE 601  
HOUSTON, TX 77060

INVOICE NO.: 202002-13480  
INVOICE DATE: 2-29-2020  
OWNER: 035904-1  
BILLING FOR: February 2020

REFERENCE/DESCRIPTION OF CHARGES		GROSS CHARGES	WORKING INTEREST	NET CHARGE
LEASE MAINTENANCE	TURNCO ENTERPRISES LLC	10.96	0.031093200	0.34
LEASE MAINTENANCE	TURNCO ENTERPRISES LLC	285.00	0.031093200	8.86
LEASE MAINTENANCE	TURNCO ENTERPRISES LLC	285.00	0.031093200	8.86
LEASE MAINTENANCE	TURNCO ENTERPRISES LLC	190.00	0.031093200	5.91
LEASE MAINTENANCE	B & B WELDING INC	336.18	0.031093200	10.45
LEASE MAINTENANCE	EP&S LLC	24.31	0.031093200	0.76
LEASE MAINTENANCE	TRIPOINT OIL & GAS PRODUCE	834.84	0.031093200	25.96
LEASE MAINTENANCE	TANKLOGIX LLC	262.86	0.031093200	8.17
LEASE MAINTENANCE	TANKLOGIX LLC	419.82	0.031093200	13.06
LEASE MAINTENANCE	TANKLOGIX LLC	140.81	0.031093200	4.38
LEASE MAINTENANCE	TANKLOGIX LLC	1,319.20	0.031093200	41.02
LEASE MAINTENANCE	AY TRUCKING INC	12.13	0.031093200	0.38
LEASE MAINTENANCE	AY TRUCKING INC	15.16	0.031093200	0.47
LEASE MAINTENANCE	AY TRUCKING INC	157.69	0.031093200	4.90
LEASE MAINTENANCE	MEWBOURNE OIL COMPANY	643.25	0.031093200	20.00
LEASE MAINTENANCE	MEWBOURNE OIL COMPANY	1,356.25	0.031093200	42.17
LEASE MAINTENANCE	MEWBOURNE OIL COMPANY	387.50	0.031093200	12.05
LEASE MAINTENANCE	MEWBOURNE OIL COMPANY	193.75	0.031093200	6.02
LEASE MAINTENANCE	MEWBOURNE OIL COMPANY	581.25	0.031093200	18.07
MISCELLANEOUS EQUIPMENT RENTAL	MEWBOURNE OIL COMPANY	260.40	0.031093200	8.10
MISCELLANEOUS EQUIPMENT RENTAL	TRINITY OILFIELD SERVICES &	527.49	0.031093200	16.40
PRIME MOVER MAINTENANCE	HR COMPRESSION & SERVICES	445.34	0.031093200	13.85
PROFESSIONAL SERVICES	PRICE ENERGY CONSULTING I	150.00	0.031093200	4.66
PROFESSIONAL SERVICES	PRICE ENERGY CONSULTING I	150.00	0.031093200	4.66
SALT WATER DISPOSAL	NGL WATER SOLUTIONS PERM	2,413.35	0.031093200	75.04
SITE RESTORATION & EXCAVATION	R360 ENVIRONMENTAL SOLUT	7.30	0.031093200	0.23
CONTRACT SUPERVISION	PACE OILFIELD SERVICES INC	291.53	0.032250710	9.40
CONTRACT SUPERVISION	PACE OILFIELD SERVICES INC	291.53	0.032250710	9.40
FUEL, POWER & ELECTRICAL	PILOT THOMAS LOGISTICS LL	55.60	0.032250710	1.79
FUEL, POWER & ELECTRICAL	PILOT THOMAS LOGISTICS LL	37.26	0.032250710	1.20
LEASE MAINTENANCE	K&S OILFIELD SUPPLIES LLC	472.99	0.032250710	15.25
LEASE MAINTENANCE	K&S OILFIELD SUPPLIES LLC	599.37	0.032250710	19.33
LEASE MAINTENANCE	K&S OILFIELD SUPPLIES LLC	446.27	0.032250710	14.39
LEASE MAINTENANCE	K&S OILFIELD SUPPLIES LLC	556.44	0.032250710	17.94
OVERHEAD-FIXED RATE	MEWBOURNE OIL COMPANY	837.60	0.032250710	27.01
PUMPING	MEWBOURNE OIL COMPANY	875.00	0.032250710	28.22
PUMPING	MEWBOURNE OIL COMPANY	656.25	0.032250710	21.16
SALT WATER DISPOSAL	LIMESTONE BASIN PROPERTIE	205.64	0.032250710	6.63
Total Lease Operating Expense Cost		19,580.37		614.96
62776000-30 SUBTOTAL		19,580.37		614.96
PROPERTY 62776000 TOTAL		19,580.37		614.96

## MEWBOURNE OIL COMPANY

TOM M RAGSDALE  
400 N SAM HOUSTON PARKWAY EAST  
SUITE 601  
HOUSTON, TX 77060

INVOICE NO.: 202002-13480  
INVOICE DATE: 2-29-2020  
OWNER: 035904-1  
BILLING FOR: February 2020

REFERENCE/DESCRIPTION OF CHARGES		GROSS CHARGES	WORKING INTEREST	NET CHARGE
<b>PROPERTY: 62906000 62906000-30 GAZELLE 22 B2MD FED COM 2H</b>				
<u>Lease Operating Expense</u>				
CHEMICALS-WATER TREATING	IMPERATIVE CHEMICAL PART	89.21	0.195498190	17.44
CHEMICALS-WATER TREATING	IMPERATIVE CHEMICAL PART	202.36	0.195498190	39.57
COMPANY SUPERVISION	MEWBOURNE OIL COMPANY	1,250.00	0.195498190	244.38
COMPANY SUPERVISION	MEWBOURNE OIL COMPANY	312.50	0.195498190	61.09
COMPANY SUPERVISION	MEWBOURNE OIL COMPANY	625.00	0.195498190	122.19
COMPRESSOR MAINTENANCE	G&A FABRICATION LLC	202.11	0.195498190	39.51
COMPRESSOR MAINTENANCE	G&A FABRICATION LLC	615.54	0.195498190	120.34
COMPRESSOR MAINTENANCE	G&A FABRICATION LLC	176.57	0.195498190	34.52
CONTRACT SUPERVISION	PACE OILFIELD SERVICES INC	28.92	0.195498190	5.65
CONTRACT SUPERVISION	PACE OILFIELD SERVICES INC	291.53	0.195498190	56.99
CONTRACT SUPERVISION	PACE OILFIELD SERVICES INC	291.53	0.195498190	56.99
CONTRACT SUPERVISION	PACE OILFIELD SERVICES INC	291.53	0.195498190	56.99
CONTRACT SUPERVISION	PACE OILFIELD SERVICES INC	291.53	0.195498190	56.99
DELAY RENTALS/SI ROYALTIES	STATE OF NEW MEXICO	160.00	0.195498190	31.28
FUEL, POWER & ELECTRICAL	XCEL ENERGY	286.93	0.195498190	56.09
FUEL, POWER & ELECTRICAL	PILOT THOMAS LOGISTICS LLC	29.50	0.195498190	5.76
FUEL, POWER & ELECTRICAL	PILOT THOMAS LOGISTICS LLC	19.77	0.195498190	3.87
LEASE MAINTENANCE	SUNDANCE SERVICES INC	34.06	0.195498190	6.66
LEASE MAINTENANCE	SUNDANCE SERVICES INC	489.61	0.195498190	95.72
LEASE MAINTENANCE	K&S OILFIELD SUPPLIES LLC	308.67	0.195498190	60.34
LEASE MAINTENANCE	MPS ENTERPRISES INC	26.70	0.195498190	5.22
LEASE MAINTENANCE	GUNS UP SERVICES	112.68	0.195498190	22.03
LEASE MAINTENANCE	TURNCO ENTERPRISES LLC	190.00	0.195498190	37.14
LEASE MAINTENANCE	TURNCO ENTERPRISES LLC	10.96	0.195498190	2.14
LEASE MAINTENANCE	TURNCO ENTERPRISES LLC	142.50	0.195498190	27.87
LEASE MAINTENANCE	TURNCO ENTERPRISES LLC	213.75	0.195498190	41.78
LEASE MAINTENANCE	TURNCO ENTERPRISES LLC	213.75	0.195498190	41.78
LEASE MAINTENANCE	TURNCO ENTERPRISES LLC	237.50	0.195498190	46.43
LEASE MAINTENANCE	TURNCO ENTERPRISES LLC	217.83	0.195498190	42.58
LEASE MAINTENANCE	TURNCO ENTERPRISES LLC	118.75	0.195498190	23.21
LEASE MAINTENANCE	TURNCO ENTERPRISES LLC	106.25	0.195498190	20.77
LEASE MAINTENANCE	CRAIN HOT OIL SERVICE LLC	1,177.55	0.195498190	230.21
LEASE MAINTENANCE	EP&S LLC	106.72	0.195498190	20.87
LEASE MAINTENANCE	EP&S LLC	292.11	0.195498190	57.10
LEASE MAINTENANCE	EP&S LLC	24.31	0.195498190	4.76
LEASE MAINTENANCE	EP&S LLC	112.37	0.195498190	21.97
LEASE MAINTENANCE	TANKLOGIX LLC	115.97	0.195498190	22.67
LEASE MAINTENANCE	TANKLOGIX LLC	192.15	0.195498190	37.57
LEASE MAINTENANCE	TANKLOGIX LLC	140.81	0.195498190	27.53
LEASE MAINTENANCE	TANKLOGIX LLC	659.60	0.195498190	128.95

## MEWBOURNE OIL COMPANY

TOM M RAGSDALE  
400 N SAM HOUSTON PARKWAY EAST  
SUITE 601  
HOUSTON, TX 77060

INVOICE NO.: 202002-13480  
INVOICE DATE: 2-29-2020  
OWNER: 035904-1  
BILLING FOR: February 2020

REFERENCE/DESCRIPTION OF CHARGES		GROSS CHARGES	WORKING INTEREST	NET CHARGE
LEASE MAINTENANCE	AY TRUCKING INC	12.13	0.195498190	2.37
LEASE MAINTENANCE	AY TRUCKING INC	78.84	0.195498190	15.41
LEASE MAINTENANCE	AY TRUCKING INC	216.82	0.195498190	42.39
LEASE MAINTENANCE	AY TRUCKING INC	177.40	0.195498190	34.68
LEASE MAINTENANCE	AY TRUCKING INC	98.55	0.195498190	19.27
LEASE MAINTENANCE	AY TRUCKING INC	15.17	0.195498190	2.97
LEASE MAINTENANCE	AY TRUCKING INC	137.98	0.195498190	26.97
LEASE MAINTENANCE	LEGACY SAFETY AND CONSUM	701.57	0.195498190	137.15
LEASE MAINTENANCE	LEGACY SAFETY AND CONSUM	171.43	0.195498190	33.51
LEASE MAINTENANCE	MEWBOURNE OIL COMPANY	449.50	0.195498190	87.88
LEASE MAINTENANCE	MEWBOURNE OIL COMPANY	387.50	0.195498190	75.76
LEASE MAINTENANCE	MEWBOURNE OIL COMPANY	193.75	0.195498190	37.88
MISCELLANEOUS EQUIPMENT RENTAL	MEWBOURNE OIL COMPANY	260.40	0.195498190	50.91
OVERHEAD-FIXED RATE	MEWBOURNE OIL COMPANY	837.60	0.195498190	163.75
PRIME MOVER MAINTENANCE	HR COMPRESSION & SERVICE	196.47	0.195498190	38.41
PROFESSIONAL SERVICES	PRICE ENERGY CONSULTING I	75.00	0.195498190	14.66
PUMPING	MEWBOURNE OIL COMPANY	875.00	0.195498190	171.06
PUMPING	MEWBOURNE OIL COMPANY	656.25	0.195498190	128.30
SALT WATER DISPOSAL	OWL SWD OPERATING LLC	77.49	0.195498190	15.15
SALT WATER DISPOSAL	OWL SWD OPERATING LLC	51.43	0.195498190	10.06
SALT WATER DISPOSAL	OWL SWD OPERATING LLC	3.43	0.195498190	0.66
SALT WATER DISPOSAL	OWL SWD OPERATING LLC	5.49	0.195498190	1.07
SALT WATER DISPOSAL	NGL WATER SOLUTIONS PERM	1,280.56	0.195498190	250.35
SALT WATER DISPOSAL	AY TRUCKING INC	66.35	0.195498190	12.98
SALT WATER DISPOSAL	AY TRUCKING INC	873.77	0.195498190	170.82
SALT WATER DISPOSAL	LIMESTONE BASIN PROPERTIE	108.68	0.195498190	21.25
SITE RESTORATION & EXCAVATION	R360 ENVIRONMENTAL SOLUT	7.31	0.195498190	1.43
TREATING,DEHYDRATION,METERING	PRO-KEM INC	294.94	0.195498190	57.66
Total Lease Operating Expense Cost		18,719.94		3,659.71
62906000-30 SUBTOTAL		18,719.94		3,659.71
PROPERTY 62906000 TOTAL		18,719.94		3,659.71
PROPERTY: 62915000 62915000-20 CREEDENCE 21/16 W0ED ST COM 2H				
<u>Intangible Well Cost</u>				
LOCATION RESTORATION	QATAR LLC	898.18	0.006363620	5.72
LOCATION, ROADS, PITS	SES HOLDINGS LLC	2,463.53	0.006363620	15.68
LOCATION, ROADS, PITS	SES HOLDINGS LLC	1,827.78	0.006363620	11.63
STIMULATION RENTALS & OTHER	TFH LTD CO	536.73	0.006363620	3.42
STIMULATION RENTALS & OTHER	TFH LTD CO	4,172.37	0.006363620	26.55
WATER AND OTHER	SOLARIS WATER MIDSTREAM	205,209.92	0.006363620	1,305.88
Total Intangible Well Cost Cost		215,108.51		1,368.88
<u>Equipment Beyond Wellhead</u>				

## MEWBOURNE OIL COMPANY

TOM M RAGSDALE  
400 N SAM HOUSTON PARKWAY EAST  
SUITE 601  
HOUSTON, TX 77060

**INVOICE NO.:** 202002-13480  
**INVOICE DATE:** 2-29-2020  
**OWNER:** 035904-1  
**BILLING FOR:** February 2020

REFERENCE/DESCRIPTION OF CHARGES		GROSS CHARGES	WORKING INTEREST	NET CHARGE
CATHODIC PROTECTION	TANKLOGIX LLC	1,103.10	0.006363620	7.02
PIPE LINE CONSTRUCTION	TRINITY OILFIELD SERVICES &	7,436.60	0.006363620	47.32
Total Equipment Beyond Wellhead Cost		8,539.70		54.34
<b>62915000-20 SUBTOTAL</b>		<b>223,648.21</b>	<b>1,423.22</b>	
<b>PROPERTY: 62915000 62915000-30 CREEDENCE 21/16 W0ED ST COM 2H</b>				
<u>Lease Operating Expense</u>				
COMPANY SUPERVISION	MEWBOURNE OIL COMPANY	937.50	0.006363620	5.97
COMPRESSOR MAINTENANCE	G&A FABRICATION LLC	1,376.72	0.006363620	8.76
COMPRESSOR MAINTENANCE	G&A FABRICATION LLC	972.06	0.006363620	6.19
COMPRESSOR MAINTENANCE	G&A FABRICATION LLC	428.82	0.006363620	2.73
COMPRESSOR MAINTENANCE	G&A FABRICATION LLC	9,381.07	0.006363620	59.70
COMPRESSOR MAINTENANCE	G&A FABRICATION LLC	857.02	0.006363620	5.45
COMPRESSOR MAINTENANCE	G&A FABRICATION LLC	8,833.32	0.006363620	56.21
COMPRESSOR MAINTENANCE	G&A FABRICATION LLC	203.12	0.006363620	1.29
COMPRESSOR MAINTENANCE	G&A FABRICATION LLC	158.51	0.006363620	1.01
COMPRESSOR MAINTENANCE	G&A FABRICATION LLC	356.72	0.006363620	2.27
COMPRESSOR MAINTENANCE	G&A FABRICATION LLC	591.41	0.006363620	3.76
COMPRESSOR MAINTENANCE	G&A FABRICATION LLC	934.12	0.006363620	5.94
COMPRESSOR MAINTENANCE	G&A FABRICATION LLC	177.36	0.006363620	1.13
COMPRESSOR MAINTENANCE	G&A FABRICATION LLC	2,059.03	0.006363620	13.10
COMPRESSOR RENTAL/SERVICES	TFH LTD CO	248.34	0.006363620	1.58
CONTRACT SUPERVISION	PROPETRO SERVICES INC	889.07	0.006363620	5.66
CONTRACT SUPERVISION	PROPETRO SERVICES INC	889.07	0.006363620	5.66
CONTRACT SUPERVISION	PROPETRO SERVICES INC	889.07	0.006363620	5.66
CONTRACT SUPERVISION	PROPETRO SERVICES INC	889.07	0.006363620	5.66
CONTRACT SUPERVISION	PROPETRO SERVICES INC	948.32	0.006363620	6.03
CONTRACT SUPERVISION	PROPETRO SERVICES INC	948.32	0.006363620	6.03
CONTRACT SUPERVISION	PROPETRO SERVICES INC	948.32	0.006363620	6.03
CONTRACT SUPERVISION	TURNCO ENTERPRISES LLC	6,545.00	0.006363620	41.65
CONTRACT SUPERVISION	TURNCO ENTERPRISES LLC	228.75	0.006363620	1.46
CONTRACT SUPERVISION	TURNCO ENTERPRISES LLC	6,388.75	0.006363620	40.66
LEASE MAINTENANCE	KEYSTONE PUMP & SUPPLY LI	103.09	0.006363620	0.66
LEASE MAINTENANCE	STANDARD OIL FIELD SUPPLY	1,397.45	0.006363620	8.89
LEASE MAINTENANCE	STANDARD OIL FIELD SUPPLY	143.71	0.006363620	0.91
LEASE MAINTENANCE	STANDARD OIL FIELD SUPPLY	51.03	0.006363620	0.32
LEASE MAINTENANCE	STANDARD OIL FIELD SUPPLY	608.82	0.006363620	3.87
LEASE MAINTENANCE	STANDARD OIL FIELD SUPPLY	55.11	0.006363620	0.35
LEASE MAINTENANCE	STANDARD OIL FIELD SUPPLY	943.83	0.006363620	6.01
LEASE MAINTENANCE	MPS ENTERPRISES INC	1,564.10	0.006363620	9.95
LEASE MAINTENANCE	MPS ENTERPRISES INC	341.80	0.006363620	2.18
LEASE MAINTENANCE	TURNCO ENTERPRISES LLC	262.50	0.006363620	1.67

## MEWBOURNE OIL COMPANY

TOM M RAGSDALE  
400 N SAM HOUSTON PARKWAY EAST  
SUITE 601  
HOUSTON, TX 77060

INVOICE NO.: 202002-13480  
INVOICE DATE: 2-29-2020  
OWNER: 035904-1  
BILLING FOR: February 2020

REFERENCE/DESCRIPTION OF CHARGES		GROSS CHARGES	WORKING INTEREST	NET CHARGE
LEASE MAINTENANCE	TURNCO ENTERPRISES LLC	183.75	0.006363620	1.17
LEASE MAINTENANCE	TURNCO ENTERPRISES LLC	105.00	0.006363620	0.67
LEASE MAINTENANCE	TRINITY OILFIELD SERVICES &	940.39	0.006363620	5.98
LEASE MAINTENANCE	TRINITY OILFIELD SERVICES &	1,258.27	0.006363620	8.01
LEASE MAINTENANCE	TRINITY OILFIELD SERVICES &	1,920.50	0.006363620	12.22
LEASE MAINTENANCE	TRINITY OILFIELD SERVICES &	480.80	0.006363620	3.06
LEASE MAINTENANCE	TRINITY OILFIELD SERVICES &	413.24	0.006363620	2.63
LEASE MAINTENANCE	FLATLAND HOLDINGS LLC	515.08	0.006363620	3.28
LEASE MAINTENANCE	QATAR LLC	242.21	0.006363620	1.54
LEASE MAINTENANCE	TANKLOGIX LLC	659.60	0.006363620	4.20
LEASE MAINTENANCE	TANKLOGIX LLC	1,290.57	0.006363620	8.21
LEASE MAINTENANCE	DELAWARE ENERGY LLC	22.52	0.006363620	0.14
LEASE MAINTENANCE	DELAWARE ENERGY LLC	72.06	0.006363620	0.46
LEASE MAINTENANCE	DELAWARE ENERGY LLC	56.30	0.006363620	0.36
LEASE MAINTENANCE	DELAWARE ENERGY LLC	56.30	0.006363620	0.36
LEASE MAINTENANCE	DELAWARE ENERGY LLC	67.55	0.006363620	0.43
LEASE MAINTENANCE	DELAWARE ENERGY LLC	261.19	0.006363620	1.66
LEASE MAINTENANCE	DELAWARE ENERGY LLC	28.16	0.006363620	0.18
LEASE MAINTENANCE	DELAWARE ENERGY LLC	56.30	0.006363620	0.36
LEASE MAINTENANCE	DELAWARE ENERGY LLC	28.16	0.006363620	0.18
LEASE MAINTENANCE	MEWBOURNE OIL COMPANY	775.00	0.006363620	4.93
LEASE MAINTENANCE	AUTOMATED WELLHEAD CON	3,369.02	0.006363620	21.44
MISCELLANEOUS EQUIPMENT RENTAL	MEWBOURNE OIL COMPANY	6,200.00	0.006363620	39.45
MISCELLANEOUS EQUIPMENT RENTAL	D&H TRUCKING	1,140.79	0.006363620	7.26
MISCELLANEOUS EQUIPMENT RENTAL	D&H TRUCKING	1,801.66	0.006363620	11.47
MISCELLANEOUS EQUIPMENT RENTAL	D&H TRUCKING	1,801.66	0.006363620	11.47
MISCELLANEOUS EQUIPMENT RENTAL	D&H TRUCKING	1,178.81	0.006363620	7.50
MISCELLANEOUS EQUIPMENT RENTAL	D&H TRUCKING	1,178.81	0.006363620	7.50
MISCELLANEOUS EQUIPMENT RENTAL	D&H TRUCKING	1,178.81	0.006363620	7.50
MISCELLANEOUS EQUIPMENT RENTAL	D&H TRUCKING	1,161.02	0.006363620	7.39
OVERHEAD-FIXED RATE	MEWBOURNE OIL COMPANY	837.60	0.006363620	5.33
PUMPING	MEWBOURNE OIL COMPANY	875.00	0.006363620	5.57
PUMPING	MEWBOURNE OIL COMPANY	656.25	0.006363620	4.18
SALT WATER DISPOSAL	MEWBOURNE OIL COMPANY	88,818.81	0.006363620	565.21
SALT WATER DISPOSAL	NGL WATER SOLUTIONS PERM	863.56	0.006363620	5.50
TREATING,DEHYDRATION,METERING	JET LABORATORIES INC	39.52	0.006363620	0.25
Total Lease Operating Expense Cost		173,084.57		1,101.45
62915000-30 SUBTOTAL		173,084.57		1,101.45
PROPERTY 62915000 TOTAL		396,732.78		2,524.67
62915000PREPAYMENTS				-2,524.67
PROPERTY: 62916000 62916000-10 CREEDENCE 21/16 W1ED ST COM 1H				



## MEWBOURNE OIL COMPANY

TOM M RAGSDALE  
400 N SAM HOUSTON PARKWAY EAST  
SUITE 601  
HOUSTON, TX 77060

INVOICE NO.: 202002-13480  
INVOICE DATE: 2-29-2020  
OWNER: 035904-1  
BILLING FOR: February 2020

REFERENCE/DESCRIPTION OF CHARGES		GROSS CHARGES	WORKING INTEREST	NET CHARGE
<u>Intangible Well Cost</u>				
EQUIPMENT RENTAL	OIL PATCH GROUP INC	1,398.65	0.006363620	8.90
Total Intangible Well Cost Cost		1,398.65		8.90
<b>62916000-10 SUBTOTAL</b>		<b>1,398.65</b>	<b>8.90</b>	
<b>PROPERTY: 62916000 62916000-20 CREEDENCE 21/16 W1ED ST COM 1H</b>				
<u>Intangible Well Cost</u>				
LOCATION RESTORATION	QATAR LLC	898.16	0.006363620	5.72
LOCATION, ROADS, PITS	SES HOLDINGS LLC	2,463.53	0.006363620	15.68
LOCATION, ROADS, PITS	SES HOLDINGS LLC	1,827.78	0.006363620	11.63
STIMULATION RENTALS & OTHER	TFH LTD CO	536.73	0.006363620	3.42
STIMULATION RENTALS & OTHER	TFH LTD CO	4,172.36	0.006363620	26.55
WATER AND OTHER	SOLARIS WATER MIDSTREAM	205,209.92	0.006363620	1,305.88
Total Intangible Well Cost Cost		215,108.48		1,368.88
<u>Equipment Beyond Wellhead</u>				
CATHODIC PROTECTION	TANKLOGIX LLC	1,103.10	0.006363620	7.02
PIPE LINE CONSTRUCTION	TRINITY OILFIELD SERVICES &	7,436.51	0.006363620	47.32
Total Equipment Beyond Wellhead Cost		8,539.61		54.34
<b>62916000-20 SUBTOTAL</b>		<b>223,648.09</b>	<b>1,423.22</b>	
<b>PROPERTY: 62916000 62916000-30 CREEDENCE 21/16 W1ED ST COM 1H</b>				
<u>Lease Operating Expense</u>				
COMPANY SUPERVISION	MEWBOURNE OIL COMPANY	937.50	0.006363620	5.97
COMPRESSOR MAINTENANCE	G&A FABRICATION LLC	1,376.67	0.006363620	8.76
COMPRESSOR MAINTENANCE	G&A FABRICATION LLC	972.01	0.006363620	6.19
COMPRESSOR MAINTENANCE	G&A FABRICATION LLC	428.79	0.006363620	2.73
COMPRESSOR MAINTENANCE	G&A FABRICATION LLC	9,380.70	0.006363620	59.70
COMPRESSOR MAINTENANCE	G&A FABRICATION LLC	856.97	0.006363620	5.45
COMPRESSOR MAINTENANCE	G&A FABRICATION LLC	8,833.26	0.006363620	56.21
COMPRESSOR MAINTENANCE	G&A FABRICATION LLC	203.07	0.006363620	1.29
COMPRESSOR MAINTENANCE	G&A FABRICATION LLC	158.48	0.006363620	1.01
COMPRESSOR MAINTENANCE	G&A FABRICATION LLC	356.65	0.006363620	2.27
COMPRESSOR MAINTENANCE	G&A FABRICATION LLC	591.38	0.006363620	3.76
COMPRESSOR MAINTENANCE	G&A FABRICATION LLC	934.02	0.006363620	5.94
COMPRESSOR MAINTENANCE	G&A FABRICATION LLC	177.34	0.006363620	1.13
COMPRESSOR MAINTENANCE	G&A FABRICATION LLC	2,058.95	0.006363620	13.10
COMPRESSOR RENTAL/SERVICES	TFH LTD CO	248.34	0.006363620	1.58
CONTRACT SUPERVISION	PROPETRO SERVICES INC	889.05	0.006363620	5.66
CONTRACT SUPERVISION	PROPETRO SERVICES INC	889.05	0.006363620	5.66
CONTRACT SUPERVISION	PROPETRO SERVICES INC	889.05	0.006363620	5.66
CONTRACT SUPERVISION	PROPETRO SERVICES INC	889.05	0.006363620	5.66
CONTRACT SUPERVISION	PROPETRO SERVICES INC	948.33	0.006363620	6.03

## MEWBOURNE OIL COMPANY

TOM M RAGSDALE  
400 N SAM HOUSTON PARKWAY EAST  
SUITE 601  
HOUSTON, TX 77060

INVOICE NO.: 202002-13480

INVOICE DATE: 2-29-2020

OWNER: 035904-1

BILLING FOR: February 2020

REFERENCE/DESCRIPTION OF CHARGES		GROSS CHARGES	WORKING INTEREST	NET CHARGE
CONTRACT SUPERVISION	PROPETRO SERVICES INC	948.33	0.006363620	6.03
CONTRACT SUPERVISION	PROPETRO SERVICES INC	948.33	0.006363620	6.03
CONTRACT SUPERVISION	TURNCO ENTERPRISES LLC	6,545.00	0.006363620	41.65
CONTRACT SUPERVISION	TURNCO ENTERPRISES LLC	228.75	0.006363620	1.46
CONTRACT SUPERVISION	TURNCO ENTERPRISES LLC	6,388.75	0.006363620	40.66
LEASE MAINTENANCE	KEYSTONE PUMP & SUPPLY LI	103.10	0.006363620	0.66
LEASE MAINTENANCE	STANDARD OIL FIELD SUPPLY	1,397.35	0.006363620	8.89
LEASE MAINTENANCE	STANDARD OIL FIELD SUPPLY	143.71	0.006363620	0.91
LEASE MAINTENANCE	STANDARD OIL FIELD SUPPLY	50.98	0.006363620	0.32
LEASE MAINTENANCE	STANDARD OIL FIELD SUPPLY	608.85	0.006363620	3.87
LEASE MAINTENANCE	STANDARD OIL FIELD SUPPLY	55.14	0.006363620	0.35
LEASE MAINTENANCE	STANDARD OIL FIELD SUPPLY	943.67	0.006363620	6.01
LEASE MAINTENANCE	MPS ENTERPRISES INC	1,564.09	0.006363620	9.95
LEASE MAINTENANCE	MPS ENTERPRISES INC	341.80	0.006363620	2.18
LEASE MAINTENANCE	TURNCO ENTERPRISES LLC	262.50	0.006363620	1.67
LEASE MAINTENANCE	TURNCO ENTERPRISES LLC	183.75	0.006363620	1.17
LEASE MAINTENANCE	TURNCO ENTERPRISES LLC	105.00	0.006363620	0.67
LEASE MAINTENANCE	TRINITY OILFIELD SERVICES &	940.37	0.006363620	5.98
LEASE MAINTENANCE	TRINITY OILFIELD SERVICES &	1,258.25	0.006363620	8.01
LEASE MAINTENANCE	TRINITY OILFIELD SERVICES &	1,920.48	0.006363620	12.22
LEASE MAINTENANCE	TRINITY OILFIELD SERVICES &	480.78	0.006363620	3.06
LEASE MAINTENANCE	TRINITY OILFIELD SERVICES &	413.23	0.006363620	2.63
LEASE MAINTENANCE	FLATLAND HOLDINGS LLC	515.06	0.006363620	3.28
LEASE MAINTENANCE	QATAR LLC	242.20	0.006363620	1.54
LEASE MAINTENANCE	TANKLOGIX LLC	659.60	0.006363620	4.20
LEASE MAINTENANCE	TANKLOGIX LLC	1,290.56	0.006363620	8.21
LEASE MAINTENANCE	DELAWARE ENERGY LLC	22.51	0.006363620	0.14
LEASE MAINTENANCE	DELAWARE ENERGY LLC	72.05	0.006363620	0.46
LEASE MAINTENANCE	DELAWARE ENERGY LLC	56.28	0.006363620	0.36
LEASE MAINTENANCE	DELAWARE ENERGY LLC	56.28	0.006363620	0.36
LEASE MAINTENANCE	DELAWARE ENERGY LLC	67.54	0.006363620	0.43
LEASE MAINTENANCE	DELAWARE ENERGY LLC	261.18	0.006363620	1.66
LEASE MAINTENANCE	DELAWARE ENERGY LLC	28.14	0.006363620	0.18
LEASE MAINTENANCE	DELAWARE ENERGY LLC	56.28	0.006363620	0.36
LEASE MAINTENANCE	DELAWARE ENERGY LLC	28.14	0.006363620	0.18
LEASE MAINTENANCE	MEWBOURNE OIL COMPANY	387.50	0.006363620	2.47
LEASE MAINTENANCE	AUTOMATED WELLHEAD COM	3,369.00	0.006363620	21.44
MISCELLANEOUS EQUIPMENT RENTAL	MEWBOURNE OIL COMPANY	6,200.00	0.006363620	39.45
MISCELLANEOUS EQUIPMENT RENTAL	D&H TRUCKING	1,140.77	0.006363620	7.26
MISCELLANEOUS EQUIPMENT RENTAL	D&H TRUCKING	1,801.64	0.006363620	11.47
MISCELLANEOUS EQUIPMENT RENTAL	D&H TRUCKING	1,801.64	0.006363620	11.47
MISCELLANEOUS EQUIPMENT RENTAL	D&H TRUCKING	1,178.80	0.006363620	7.50

## MEWBOURNE OIL COMPANY

TOM M RAGSDALE  
400 N SAM HOUSTON PARKWAY EAST  
SUITE 601  
HOUSTON, TX 77060

INVOICE NO.: 202002-13480

INVOICE DATE: 2-29-2020

OWNER: 035904-1

BILLING FOR: February 2020

REFERENCE/DESCRIPTION OF CHARGES		GROSS CHARGES	WORKING INTEREST	NET CHARGE
MISCELLANEOUS EQUIPMENT RENTAL	D&H TRUCKING	1,178.80	0.006363620	7.50
MISCELLANEOUS EQUIPMENT RENTAL	D&H TRUCKING	1,178.80	0.006363620	7.50
MISCELLANEOUS EQUIPMENT RENTAL	D&H TRUCKING	1,161.00	0.006363620	7.39
OVERHEAD-FIXED RATE	MEWBOURNE OIL COMPANY	837.60	0.006363620	5.33
PUMPING	MEWBOURNE OIL COMPANY	875.00	0.006363620	5.57
PUMPING	MEWBOURNE OIL COMPANY	656.25	0.006363620	4.18
SALT WATER DISPOSAL	MEWBOURNE OIL COMPANY	84,788.19	0.006363620	539.56
SALT WATER DISPOSAL	NGL WATER SOLUTIONS PERM	863.56	0.006363620	5.50
TREATING,DEHYDRATION,METERING	JET LABORATORIES INC	39.52	0.006363620	0.25
Total Lease Operating Expense Cost		168,664.76		1,073.34
<b>62916000-30 SUBTOTAL</b>		<b>168,664.76</b>	<b>1,073.34</b>	
<b>PROPERTY 62916000 TOTAL</b>		<b>393,711.50</b>	<b>2,505.46</b>	
<b>62916000PREPAYMENTS</b>				<b>-2,505.46</b>

**PROPERTY: 62958000 62958000-30 GAZELLE 22 B3MD FED COM 1H**

Lease Operating Expense

CHEMICALS-WATER TREATING	IMPERATIVE CHEMICAL PART	89.21	0.195498190	17.44
CHEMICALS-WATER TREATING	IMPERATIVE CHEMICAL PART	202.36	0.195498190	39.57
COMPANY SUPERVISION	MEWBOURNE OIL COMPANY	1,250.00	0.195498190	244.38
COMPANY SUPERVISION	MEWBOURNE OIL COMPANY	312.50	0.195498190	61.09
COMPANY SUPERVISION	MEWBOURNE OIL COMPANY	1,037.50	0.195498190	202.83
COMPRESSOR MAINTENANCE	G&A FABRICATION LLC	202.12	0.195498190	39.52
COMPRESSOR MAINTENANCE	G&A FABRICATION LLC	615.55	0.195498190	120.34
COMPRESSOR MAINTENANCE	G&A FABRICATION LLC	176.57	0.195498190	34.52
CONTRACT SUPERVISION	PACE OILFIELD SERVICES INC	28.89	0.195498190	5.64
CONTRACT SUPERVISION	PACE OILFIELD SERVICES INC	291.50	0.195498190	56.99
CONTRACT SUPERVISION	PACE OILFIELD SERVICES INC	291.50	0.195498190	56.99
CONTRACT SUPERVISION	PACE OILFIELD SERVICES INC	291.50	0.195498190	56.99
CONTRACT SUPERVISION	PACE OILFIELD SERVICES INC	291.50	0.195498190	56.99
FUEL, POWER & ELECTRICAL	XCEL ENERGY	414.42	0.195498190	81.03
FUEL, POWER & ELECTRICAL	PILOT THOMAS LOGISTICS LLC	40.84	0.195498190	7.99
FUEL, POWER & ELECTRICAL	PILOT THOMAS LOGISTICS LLC	27.38	0.195498190	5.35
LEASE MAINTENANCE	SUNDANCE SERVICES INC	34.05	0.195498190	6.66
LEASE MAINTENANCE	SUNDANCE SERVICES INC	489.61	0.195498190	95.72
LEASE MAINTENANCE	K&S OILFIELD SUPPLIES LLC	308.68	0.195498190	60.34
LEASE MAINTENANCE	MPS ENTERPRISES INC	26.70	0.195498190	5.22
LEASE MAINTENANCE	GUNS UP SERVICES	112.68	0.195498190	22.03
LEASE MAINTENANCE	TURNCO ENTERPRISES LLC	190.00	0.195498190	37.14
LEASE MAINTENANCE	TURNCO ENTERPRISES LLC	10.96	0.195498190	2.14
LEASE MAINTENANCE	TURNCO ENTERPRISES LLC	142.50	0.195498190	27.87
LEASE MAINTENANCE	TURNCO ENTERPRISES LLC	213.75	0.195498190	41.78
LEASE MAINTENANCE	TURNCO ENTERPRISES LLC	213.75	0.195498190	41.78

## MEWBOURNE OIL COMPANY

TOM M RAGSDALE  
400 N SAM HOUSTON PARKWAY EAST  
SUITE 601  
HOUSTON, TX 77060

INVOICE NO.: 202002-13480  
INVOICE DATE: 2-29-2020  
OWNER: 035904-1  
BILLING FOR: February 2020

REFERENCE/DESCRIPTION OF CHARGES		GROSS CHARGES	WORKING INTEREST	NET CHARGE
LEASE MAINTENANCE	TURNCO ENTERPRISES LLC	237.50	0.195498190	46.43
LEASE MAINTENANCE	TURNCO ENTERPRISES LLC	217.83	0.195498190	42.58
LEASE MAINTENANCE	TURNCO ENTERPRISES LLC	118.75	0.195498190	23.21
LEASE MAINTENANCE	TURNCO ENTERPRISES LLC	106.25	0.195498190	20.77
LEASE MAINTENANCE	CRAIN HOT OIL SERVICE LLC	1,177.57	0.195498190	230.21
LEASE MAINTENANCE	EP&S LLC	106.72	0.195498190	20.87
LEASE MAINTENANCE	EP&S LLC	292.12	0.195498190	57.11
LEASE MAINTENANCE	EP&S LLC	24.30	0.195498190	4.76
LEASE MAINTENANCE	EP&S LLC	112.38	0.195498190	21.97
LEASE MAINTENANCE	TANKLOGIX LLC	154.62	0.195498190	30.22
LEASE MAINTENANCE	TANKLOGIX LLC	192.15	0.195498190	37.57
LEASE MAINTENANCE	TANKLOGIX LLC	140.81	0.195498190	27.53
LEASE MAINTENANCE	TANKLOGIX LLC	659.60	0.195498190	128.95
LEASE MAINTENANCE	AY TRUCKING INC	12.13	0.195498190	2.37
LEASE MAINTENANCE	AY TRUCKING INC	78.85	0.195498190	15.41
LEASE MAINTENANCE	AY TRUCKING INC	216.82	0.195498190	42.39
LEASE MAINTENANCE	AY TRUCKING INC	177.40	0.195498190	34.68
LEASE MAINTENANCE	AY TRUCKING INC	98.56	0.195498190	19.27
LEASE MAINTENANCE	AY TRUCKING INC	15.16	0.195498190	2.97
LEASE MAINTENANCE	AY TRUCKING INC	137.98	0.195498190	26.97
LEASE MAINTENANCE	LEGACY SAFETY AND CONSUM	701.58	0.195498190	137.16
LEASE MAINTENANCE	LEGACY SAFETY AND CONSUM	171.44	0.195498190	33.51
LEASE MAINTENANCE	MEWBOURNE OIL COMPANY	457.25	0.195498190	89.39
LEASE MAINTENANCE	MEWBOURNE OIL COMPANY	193.75	0.195498190	37.88
MISCELLANEOUS EQUIPMENT RENTAL	MEWBOURNE OIL COMPANY	260.40	0.195498190	50.91
OVERHEAD-FIXED RATE	MEWBOURNE OIL COMPANY	837.60	0.195498190	163.75
PRIME MOVER MAINTENANCE	HR COMPRESSION & SERVICE	261.96	0.195498190	51.21
PROFESSIONAL SERVICES	PRICE ENERGY CONSULTING I	75.00	0.195498190	14.66
PUMPING	MEWBOURNE OIL COMPANY	875.00	0.195498190	171.06
PUMPING	MEWBOURNE OIL COMPANY	656.25	0.195498190	128.30
SALT WATER DISPOSAL	OWL SWD OPERATING LLC	108.49	0.195498190	21.21
SALT WATER DISPOSAL	OWL SWD OPERATING LLC	72.00	0.195498190	14.08
SALT WATER DISPOSAL	OWL SWD OPERATING LLC	4.80	0.195498190	0.94
SALT WATER DISPOSAL	OWL SWD OPERATING LLC	7.68	0.195498190	1.50
SALT WATER DISPOSAL	NGL WATER SOLUTIONS PERM	1,773.08	0.195498190	346.64
SALT WATER DISPOSAL	AY TRUCKING INC	92.91	0.195498190	18.16
SALT WATER DISPOSAL	AY TRUCKING INC	1,223.29	0.195498190	239.15
SALT WATER DISPOSAL	LIMESTONE BASIN PROPERTIE	148.96	0.195498190	29.13
SITE RESTORATION & EXCAVATION	R360 ENVIRONMENTAL SOLUT	7.30	0.195498190	1.43
Total Lease Operating Expense Cost		19,512.26		3,814.65
62958000-30 SUBTOTAL		19,512.26		3,814.65

## MEWBOURNE OIL COMPANY

TOM M RAGSDALE  
400 N SAM HOUSTON PARKWAY EAST  
SUITE 601  
HOUSTON, TX 77060

INVOICE NO.: 202002-13480  
INVOICE DATE: 2-29-2020  
OWNER: 035904-1  
BILLING FOR: February 2020

REFERENCE/DESCRIPTION OF CHARGES		GROSS CHARGES	WORKING INTEREST	NET CHARGE
<b>PROPERTY 62958000 TOTAL</b>		<b>19,512.26</b>	<b>3,814.65</b>	
<b>PROPERTY: 72185000</b>	<b>72185000-10 CREEDENCE 21/16 W0FC ST COM 4H</b>			
<u>Intangible Well Cost</u>				
BITS	HALLIBURTON ENERGY SERV	9,270.63	0.006363620	58.99
BITS	NATIONAL OILWELL DHT LP	9,392.11	0.006363620	59.77
CASING, TUBING, SNUBBING SERV	BUTCH'S RAT HOLE & ANCHOR	8,582.62	0.006363620	54.62
CEMENTING	BOND COAT INC	13,635.50	0.006363620	86.77
CEMENTING	PAR FIVE ENERGY SERVICES I	44,578.00	0.006363620	283.68
COMPANY SUPERVISION	MEWBOURNE OIL COMPANY	637.50	0.006363620	4.06
COMPANY SUPERVISION	MEWBOURNE OIL COMPANY	2,062.50	0.006363620	13.12
COMPANY SUPERVISION	MEWBOURNE OIL COMPANY	937.50	0.006363620	5.97
COMPANY SUPERVISION	MEWBOURNE OIL COMPANY	1,250.00	0.006363620	7.95
COMPANY SUPERVISION	MEWBOURNE OIL COMPANY	618.75	0.006363620	3.94
COMPANY SUPERVISION	MEWBOURNE OIL COMPANY	5,000.00	0.006363620	31.82
COMPANY SUPERVISION	MEWBOURNE OIL COMPANY	1,237.50	0.006363620	7.87
COMPANY SUPERVISION	MEWBOURNE OIL COMPANY	7,675.00	0.006363620	48.84
COMPANY SUPERVISION	MEWBOURNE OIL COMPANY	825.00	0.006363620	5.25
COMPANY SUPERVISION	MEWBOURNE OIL COMPANY	1,662.50	0.006363620	10.58
COMPANY SUPERVISION	MEWBOURNE OIL COMPANY	7,500.00	0.006363620	47.73
COMPANY SUPERVISION	MEWBOURNE OIL COMPANY	2,500.00	0.006363620	15.91
COMPANY SUPERVISION	MEWBOURNE OIL COMPANY	15,000.00	0.006363620	95.45
COMPANY SUPERVISION	MEWBOURNE OIL COMPANY	24,375.00	0.006363620	155.11
COMPANY SUPERVISION	MEWBOURNE OIL COMPANY	6,250.00	0.006363620	39.77
CONTRACT SUPERVISION	GSM OILFIELD SERVICES INC	11,038.13	0.006363620	70.24
CONTRACT SUPERVISION	GSM OILFIELD SERVICES INC	6,313.81	0.006363620	40.18
DIRECTIONAL SERVICES	ALTITUDE ENERGY PARTNERS	257,082.15	0.006363620	1,635.97
EQUIPMENT RENTAL	MAN WELDING SERVICE	1,582.50	0.006363620	10.07
EQUIPMENT RENTAL	MAN WELDING SERVICE	2,954.00	0.006363620	18.80
EQUIPMENT RENTAL	HALLIBURTON ENERGY SERV	5,244.98	0.006363620	33.38
EQUIPMENT RENTAL	PASON SYSTEMS USA CORPOR	21,201.19	0.006363620	134.92
EQUIPMENT RENTAL	AMERICAN SAFETY SERVICES	1,812.65	0.006363620	11.53
EQUIPMENT RENTAL	NATIONAL OILWELL DHT LP	34,817.81	0.006363620	221.57
EQUIPMENT RENTAL	DUKE OILFIELD SERVICES LLC	627.73	0.006363620	3.99
EQUIPMENT RENTAL	DUKE OILFIELD SERVICES LLC	269.03	0.006363620	1.71
EQUIPMENT RENTAL	MCCULLAR AND SON'S WELDI	555.86	0.006363620	3.54
EQUIPMENT RENTAL	CAMPBELL OILFIELD SERVICE	56,026.37	0.006363620	356.53
EQUIPMENT RENTAL	POWERSAT COMMUNICATION	2,819.85	0.006363620	17.94
EQUIPMENT RENTAL	OIL PATCH GROUP INC	10,366.49	0.006363620	65.97
EQUIPMENT RENTAL	DRILLING TOOLS INTERNATIC	13,010.62	0.006363620	82.79
EQUIPMENT RENTAL	D WEBB INDUSTRIES LLC	5,304.60	0.006363620	33.76
EQUIPMENT RENTAL	INVICTUS TOOLS LLC	1,502.00	0.006363620	9.56
FUEL	FRONK OIL COMPANY INC	15,761.52	0.006363620	100.30



## MEWBOURNE OIL COMPANY

TOM M RAGSDALE  
400 N SAM HOUSTON PARKWAY EAST  
SUITE 601  
HOUSTON, TX 77060

**INVOICE NO.:** 202002-13480  
**INVOICE DATE:** 2-29-2020  
**OWNER:** 035904-1  
**BILLING FOR:** February 2020

REFERENCE/DESCRIPTION OF CHARGES		GROSS CHARGES	WORKING INTEREST	NET CHARGE
INSPECTION & REPAIR SERVICES	WEATHERFORD US LP	3,974.49	0.006363620	25.29
INTANGIBLE SUPPLIES	CONTINENTAL WIRE CLOTH L	4,386.68	0.006363620	27.91
LOCATION RESTORATION	DUKE OILFIELD SERVICES LLC	949.50	0.006363620	6.04
LOCATION RESTORATION	DUKE OILFIELD SERVICES LLC	4,304.40	0.006363620	27.39
LOCATION RESTORATION	DUKE OILFIELD SERVICES LLC	2,658.60	0.006363620	16.92
LOCATION RESTORATION	DUKE OILFIELD SERVICES LLC	1,076.10	0.006363620	6.85
LOCATION RESTORATION	DUKE OILFIELD SERVICES LLC	1,139.40	0.006363620	7.25
LOCATION RESTORATION	R360 ENVIRONMENTAL SOLUT	11,740.00	0.006363620	74.71
LOCATION RESTORATION	R360 ENVIRONMENTAL SOLUT	15,840.00	0.006363620	100.80
LOCATION RESTORATION	R360 ENVIRONMENTAL SOLUT	1,460.00	0.006363620	9.29
LOCATION RESTORATION	QATAR LLC	1,291.75	0.006363620	8.22
LOCATION RESTORATION	QATAR LLC	484.41	0.006363620	3.08
LOCATION RESTORATION	QATAR LLC	322.94	0.006363620	2.06
LOCATION RESTORATION	QATAR LLC	565.14	0.006363620	3.60
LOCATION RESTORATION	QATAR LLC	5,059.35	0.006363620	32.20
LOCATION RESTORATION	QATAR LLC	3,552.31	0.006363620	22.61
LOCATION RESTORATION	QATAR LLC	3,794.51	0.006363620	24.15
LOCATION RESTORATION	QATAR LLC	5,167.00	0.006363620	32.88
LOCATION RESTORATION	QATAR LLC	4,077.08	0.006363620	25.95
LOCATION RESTORATION	QATAR LLC	484.41	0.006363620	3.08
LOCATION RESTORATION	QATAR LLC	242.20	0.006363620	1.54
LOCATION RESTORATION	QATAR LLC	847.71	0.006363620	5.39
LOCATION RESTORATION	QATAR LLC	1,049.55	0.006363620	6.68
LOCATION RESTORATION	QATAR LLC	2,422.03	0.006363620	15.41
LOCATION RESTORATION	QATAR LLC	565.14	0.006363620	3.60
LOCATION RESTORATION	QATAR LLC	2,744.97	0.006363620	17.47
LOCATION RESTORATION	QATAR LLC	2,462.40	0.006363620	15.67
LOCATION RESTORATION	DELAWARE ENERGY LLC	270.19	0.006363620	1.72
LOCATION, ROADS, PITS & SITE	GRIGRY READY DRILL LLC	29,645.00	0.006363620	188.65
MUD	ANCHOR DRILLING FLUIDS US	121,265.62	0.006363620	771.69
MUD	FRONK OIL COMPANY INC	16,405.25	0.006363620	104.40
MUD	FRONK OIL COMPANY INC	16,183.15	0.006363620	102.98
MUD	QATAR LLC	645.87	0.006363620	4.11
MUD	QATAR LLC	322.94	0.006363620	2.06
MUD	QATAR LLC	928.45	0.006363620	5.91
OVERHEAD FIXED RATE	MEWBOURNE OIL COMPANY	5,677.42	0.006363620	36.13
TRANSPORTATION	WEATHERFORD US LP	267.03	0.006363620	1.70
TRANSPORTATION	HUGHES OILFIELD TRANSPOR	1,885.30	0.006363620	12.00
TRANSPORTATION	HUGHES OILFIELD TRANSPOR	549.25	0.006363620	3.50
TRANSPORTATION	HUGHES OILFIELD TRANSPOR	1,069.45	0.006363620	6.81
TRANSPORTATION	HUGHES OILFIELD TRANSPOR	2,224.39	0.006363620	14.15
TRANSPORTATION	STONE OILFIELD SERVICE INC	1,603.39	0.006363620	10.20

## MEWBOURNE OIL COMPANY

TOM M RAGSDALE  
400 N SAM HOUSTON PARKWAY EAST  
SUITE 601  
HOUSTON, TX 77060

**INVOICE NO.:** 202002-13480  
**INVOICE DATE:** 2-29-2020  
**OWNER:** 035904-1  
**BILLING FOR:** February 2020

REFERENCE/DESCRIPTION OF CHARGES		GROSS CHARGES	WORKING INTEREST	NET CHARGE
TRANSPORTATION	MCCULLAR AND SON'S WELDI	1,282.75	0.006363620	8.16
WATER AND OTHER	OIL PATCH GROUP INC	381.45	0.006363620	2.43
WATER AND OTHER	QATAR LLC	1,937.62	0.006363620	12.33
WATER AND OTHER	QATAR LLC	3,606.13	0.006363620	22.95
WATER AND OTHER	QATAR LLC	450.77	0.006363620	2.87
WATER AND OTHER	QATAR LLC	4,370.42	0.006363620	27.81
WATER AND OTHER	QATAR LLC	726.61	0.006363620	4.62
WATER AND OTHER	QATAR LLC	450.77	0.006363620	2.87
WATER AND OTHER	QATAR LLC	3,404.30	0.006363620	21.66
Total Intangible Well Cost Cost		909,496.99		5,787.70
<u>Tangible Well Cost</u>				
CASING (6.1" - 8.0")	SOONER PIPE LLC	236,094.46	0.006363620	1,502.42
Total Tangible Well Cost Cost		236,094.46		1,502.42
<b>72185000-10 SUBTOTAL</b>		<b>1,145,591.45</b>	<b>7,290.12</b>	
<b>PROPERTY: 72185000 72185000-20 CREEDENCE 21/16 W0FC ST COM 4H</b>				
<u>Intangible Well Cost</u>				
CASING, TUBING, SNUBING SERV	BUTCH'S RAT HOLE & ANCHOI	6,651.53	0.006363620	42.33
CASING, TUBING, SNUBING SERV	T&T ENERGY SERVICES LLC	1,854.27	0.006363620	11.80
CONTRACT SUPERVISION	GSM OILFIELD SERVICES INC	4,724.32	0.006363620	30.06
TESTING	MAN WELDING SERVICE	2,980.38	0.006363620	18.97
Total Intangible Well Cost Cost		16,210.50		103.16
<u>Tangible Well Cost</u>				
CASING (4.1" - 6.0")	SOONER PIPE LLC	108,306.57	0.006363620	689.22
TUBING HEAD & UPPER SECTION	CAMERON INTERNATIONAL	1,959.53	0.006363620	12.47
Total Tangible Well Cost Cost		110,266.10		701.69
<b>72185000-20 SUBTOTAL</b>		<b>126,476.60</b>	<b>804.85</b>	
<b>PROPERTY 72185000 TOTAL</b>		<b>1,272,068.05</b>	<b>8,094.97</b>	
<b>72185000PREPAYMENTS</b>				<b>-8,094.97</b>
<b>PROPERTY: 72186000 72186000-10 CREEDENCE 21/16 W1FC ST COM 3H</b>				
<u>Intangible Well Cost</u>				
BITS	HALLIBURTON ENERGY SERV	10,530.32	0.006363620	67.01
BITS	HALLIBURTON ENERGY SERV	9,259.36	0.006363620	58.92
BITS	ULTERRA DRILLING	1,167.66	0.006363620	7.43
BITS	ULTERRA DRILLING	8,467.13	0.006363620	53.88
BITS	ULTERRA DRILLING	8,557.19	0.006363620	54.45
CASING, TUBING, SNUBING SERV	BUTCH'S RAT HOLE & ANCHOI	3,370.00	0.006363620	21.45
CASING, TUBING, SNUBING SERV	BUTCH'S RAT HOLE & ANCHOI	5,242.55	0.006363620	33.36
CEMENTING	WEATHERFORD US LP	1,378.87	0.006363620	8.77
CEMENTING	WEATHERFORD US LP	1,667.27	0.006363620	10.61
CEMENTING	WEATHERFORD US LP	2,237.83	0.006363620	14.24

## MEWBOURNE OIL COMPANY

TOM M RAGSDALE  
400 N SAM HOUSTON PARKWAY EAST  
SUITE 601  
HOUSTON, TX 77060

**INVOICE NO.:** 202002-13480  
**INVOICE DATE:** 2-29-2020  
**OWNER:** 035904-1  
**BILLING FOR:** February 2020

REFERENCE/DESCRIPTION OF CHARGES		GROSS CHARGES	WORKING INTEREST	NET CHARGE
CEMENTING	WEATHERFORD US LP	3,685.03	0.006363620	23.45
CEMENTING	PAR FIVE ENERGY SERVICES I	13,234.52	0.006363620	84.22
CEMENTING	PAR FIVE ENERGY SERVICES I	20,740.43	0.006363620	131.98
CEMENTING	PAR FIVE ENERGY SERVICES I	35,829.38	0.006363620	228.00
COMPANY SUPERVISION	MEWBOURNE OIL COMPANY	3,125.00	0.006363620	19.89
COMPANY SUPERVISION	MEWBOURNE OIL COMPANY	1,250.00	0.006363620	7.95
COMPANY SUPERVISION	MEWBOURNE OIL COMPANY	1,875.00	0.006363620	11.93
COMPANY SUPERVISION	MEWBOURNE OIL COMPANY	825.00	0.006363620	5.25
COMPANY SUPERVISION	MEWBOURNE OIL COMPANY	2,912.50	0.006363620	18.53
COMPANY SUPERVISION	MEWBOURNE OIL COMPANY	1,687.50	0.006363620	10.74
COMPANY SUPERVISION	MEWBOURNE OIL COMPANY	3,750.00	0.006363620	23.86
COMPANY SUPERVISION	MEWBOURNE OIL COMPANY	1,250.00	0.006363620	7.95
COMPANY SUPERVISION	MEWBOURNE OIL COMPANY	13,125.00	0.006363620	83.52
COMPANY SUPERVISION	MEWBOURNE OIL COMPANY	5,625.00	0.006363620	35.80
COMPANY SUPERVISION	MEWBOURNE OIL COMPANY	5,000.00	0.006363620	31.82
CONTINGENCIES	PATTERSON-UTI DRILLING CO	29,159.72	0.006363620	185.56
CONTINGENCIES	WEATHERFORD US LP	19,853.50	0.006363620	126.34
CONTRACT SUPERVISION	GSM OILFIELD SERVICES INC	11,125.62	0.006363620	70.80
CONTRACT SUPERVISION	GSM OILFIELD SERVICES INC	11,125.62	0.006363620	70.80
CONTRACT SUPERVISION	GSM OILFIELD SERVICES INC	11,125.62	0.006363620	70.80
DAY WORK, FOOTAGE, TURNKEY	PATTERSON-UTI DRILLING CO	202,359.65	0.006363620	1,287.74
DAY WORK, FOOTAGE, TURNKEY	PATTERSON-UTI DRILLING CO	295,242.21	0.006363620	1,878.81
EQUIPMENT RENTAL	HALLIBURTON ENERGY SERV.	1,695.33	0.006363620	10.79
EQUIPMENT RENTAL	PATTERSON-UTI DRILLING CO	10,595.83	0.006363620	67.43
EQUIPMENT RENTAL	PATTERSON-UTI DRILLING CO	16,953.33	0.006363620	107.88
EQUIPMENT RENTAL	WEATHERFORD US LP	3,831.90	0.006363620	24.38
EQUIPMENT RENTAL	BLAIR TOOL LLC	9,954.93	0.006363620	63.35
EQUIPMENT RENTAL	DUKE OILFIELD SERVICES LLC	627.73	0.006363620	3.99
EQUIPMENT RENTAL	DUKE OILFIELD SERVICES LLC	1,519.20	0.006363620	9.67
EQUIPMENT RENTAL	DUKE OILFIELD SERVICES LLC	358.70	0.006363620	2.28
EQUIPMENT RENTAL	OIL PATCH GROUP INC	3,622.35	0.006363620	23.05
EQUIPMENT RENTAL	OIL PATCH GROUP INC	559.46	0.006363620	3.56
EQUIPMENT RENTAL	OIL PATCH GROUP INC	244.76	0.006363620	1.56
EQUIPMENT RENTAL	D WEBB INDUSTRIES LLC	1,847.13	0.006363620	11.75
EQUIPMENT RENTAL	INVICTUS TOOLS LLC	1,496.00	0.006363620	9.52
FUEL	FRONK OIL COMPANY INC	15,800.96	0.006363620	100.55
FUEL	FRONK OIL COMPANY INC	14,665.00	0.006363620	93.32
FUEL	FRONK OIL COMPANY INC	14,125.94	0.006363620	89.89
FUEL	FRONK OIL COMPANY INC	13,660.48	0.006363620	86.93
FUEL	FRONK OIL COMPANY INC	7,964.52	0.006363620	50.68
FUEL	FRONK OIL COMPANY INC	6,334.05	0.006363620	40.31
INSPECTION & REPAIR SERVICES	HOBBS RENTAL CORPORATION	3,262.44	0.006363620	20.76

## MEWBOURNE OIL COMPANY

TOM M RAGSDALE  
400 N SAM HOUSTON PARKWAY EAST  
SUITE 601  
HOUSTON, TX 77060

**INVOICE NO.:** 202002-13480  
**INVOICE DATE:** 2-29-2020  
**OWNER:** 035904-1  
**BILLING FOR:** February 2020

REFERENCE/DESCRIPTION OF CHARGES		GROSS CHARGES	WORKING INTEREST	NET CHARGE
INSPECTION & REPAIR SERVICES	CHARLIE'S FIELD SERVICE INC	1,112.56	0.006363620	7.08
INSPECTION & REPAIR SERVICES	CHARLIE'S FIELD SERVICE INC	1,133.22	0.006363620	7.21
INSPECTION & REPAIR SERVICES	KNIGHT ENERGY HOLDINGS L	3,484.58	0.006363620	22.17
INTANGIBLE SUPPLIES	CONTINENTAL WIRE CLOTH L	7,512.44	0.006363620	47.81
INTANGIBLE SUPPLIES	CONTINENTAL WIRE CLOTH L	5,658.18	0.006363620	36.01
INTANGIBLE SUPPLIES	D WEBB INDUSTRIES LLC	894.62	0.006363620	5.69
LOCATION RESTORATION	DUKE OILFIELD SERVICES LLC	6,567.38	0.006363620	41.79
LOCATION RESTORATION	DUKE OILFIELD SERVICES LLC	8,070.75	0.006363620	51.36
LOCATION RESTORATION	DUKE OILFIELD SERVICES LLC	10,721.44	0.006363620	68.23
LOCATION RESTORATION	DUKE OILFIELD SERVICES LLC	11,299.05	0.006363620	71.90
LOCATION RESTORATION	DUKE OILFIELD SERVICES LLC	2,658.60	0.006363620	16.92
LOCATION RESTORATION	DUKE OILFIELD SERVICES LLC	474.75	0.006363620	3.02
LOCATION RESTORATION	R360 ENVIRONMENTAL SOLUT	19,350.00	0.006363620	123.14
LOCATION RESTORATION	R360 ENVIRONMENTAL SOLUT	7,722.60	0.006363620	49.14
LOCATION RESTORATION	R360 ENVIRONMENTAL SOLUT	27,495.00	0.006363620	174.97
LOCATION RESTORATION	R360 ENVIRONMENTAL SOLUT	23,704.00	0.006363620	150.84
LOCATION RESTORATION	R360 ENVIRONMENTAL SOLUT	10,220.00	0.006363620	65.04
LOCATION RESTORATION	OIL PATCH GROUP INC	419.59	0.006363620	2.67
LOCATION RESTORATION	QATAR LLC	363.30	0.006363620	2.31
LOCATION RESTORATION	QATAR LLC	2,664.23	0.006363620	16.95
LOCATION RESTORATION	QATAR LLC	2,422.03	0.006363620	15.41
LOCATION RESTORATION	QATAR LLC	5,974.34	0.006363620	38.02
LOCATION RESTORATION	QATAR LLC	6,620.22	0.006363620	42.13
LOCATION, ROADS, PITS & SITE	GRIGRY READY DRILL LLC	29,645.00	0.006363620	188.65
MUD	PATTERSON-UTI DRILLING CO	11,432.90	0.006363620	72.75
MUD	FRONK OIL COMPANY INC	13,769.16	0.006363620	87.62
MUD	FRONK OIL COMPANY INC	14,817.48	0.006363620	94.29
MUD	QATAR LLC	322.94	0.006363620	2.06
MUD LOGGING	MORCO GEOLOGICAL SERVICE	19,148.41	0.006363620	121.85
OVERHEAD FIXED RATE	MEWBOURNE OIL COMPANY	2,322.58	0.006363620	14.78
RIG MOBILIZATION	PATTERSON-UTI DRILLING CO	16,195.90	0.006363620	103.06
TESTING	MAN WELDING SERVICE	4,668.38	0.006363620	29.71
TESTING	MAN WELDING SERVICE	1,424.25	0.006363620	9.06
TRANSPORTATION	HUGHES OILFIELD TRANSPOR	1,881.49	0.006363620	11.97
TRANSPORTATION	HUGHES OILFIELD TRANSPOR	3,007.30	0.006363620	19.14
TRANSPORTATION	HUGHES OILFIELD TRANSPOR	305.20	0.006363620	1.94
TRANSPORTATION	HUGHES OILFIELD TRANSPOR	524.64	0.006363620	3.34
TRANSPORTATION	HUGHES OILFIELD TRANSPOR	842.73	0.006363620	5.36
TRANSPORTATION	HUGHES OILFIELD TRANSPOR	2,796.39	0.006363620	17.80
TRANSPORTATION	HUGHES OILFIELD TRANSPOR	842.73	0.006363620	5.36
TRANSPORTATION	HUGHES OILFIELD TRANSPOR	709.34	0.006363620	4.51
TRANSPORTATION	HUGHES OILFIELD TRANSPOR	524.64	0.006363620	3.34

## MEWBOURNE OIL COMPANY

TOM M RAGSDALE  
400 N SAM HOUSTON PARKWAY EAST  
SUITE 601  
HOUSTON, TX 77060

INVOICE NO.: 202002-13480  
INVOICE DATE: 2-29-2020  
OWNER: 035904-1  
BILLING FOR: February 2020

REFERENCE/DESCRIPTION OF CHARGES		GROSS CHARGES	WORKING INTEREST	NET CHARGE
TRANSPORTATION	HUGHES OILFIELD TRANSPOR	855.21	0.006363620	5.44
TRANSPORTATION	MCCULLAR AND SON'S WELDI	801.72	0.006363620	5.10
TRANSPORTATION	MCCULLAR AND SON'S WELDI	855.17	0.006363620	5.44
WATER AND OTHER	DUKE OILFIELD SERVICES LLC	2,180.69	0.006363620	13.88
WATER AND OTHER	DUKE OILFIELD SERVICES LLC	5,369.42	0.006363620	34.17
WATER AND OTHER	DUKE OILFIELD SERVICES LLC	754.85	0.006363620	4.80
WATER AND OTHER	DUKE OILFIELD SERVICES LLC	3,997.92	0.006363620	25.44
WATER AND OTHER	DUKE OILFIELD SERVICES LLC	8,352.44	0.006363620	53.15
WATER AND OTHER	DUKE OILFIELD SERVICES LLC	363.45	0.006363620	2.31
WATER AND OTHER	OIL PATCH GROUP INC	305.16	0.006363620	1.94
WATER AND OTHER	OIL PATCH GROUP INC	489.53	0.006363620	3.12
WATER AND OTHER	QATAR LLC	1,352.30	0.006363620	8.61
WATER AND OTHER	QATAR LLC	1,231.20	0.006363620	7.83
WATER AND OTHER	QATAR LLC	1,937.62	0.006363620	12.33
WATER AND OTHER	QATAR LLC	2,253.83	0.006363620	14.34
WATER AND OTHER	QATAR LLC	2,422.03	0.006363620	15.41
WATER AND OTHER	QATAR LLC	1,453.22	0.006363620	9.25
WATER AND OTHER	QATAR LLC	2,938.73	0.006363620	18.70
WATER AND OTHER	QATAR LLC	3,606.13	0.006363620	22.95
WELDING & CONSTRUCTION	MCCULLAR AND SON'S WELDI	499.74	0.006363620	3.18
Total Intangible Well Cost Cost		1,208,649.22		7,691.30
<u>Tangible Well Cost</u>				
CASING (6.1" - 8.0")	SOONER PIPE LLC	236,864.79	0.006363620	1,507.32
CASING (8.1" - 10.0")	SOONER PIPE LLC	99,084.57	0.006363620	630.54
DRILLING HEAD	CAMERON INTERNATIONAL	29,273.35	0.006363620	186.28
DRILLING HEAD	CAMERON INTERNATIONAL	3,621.56	0.006363620	23.05
DRILLING HEAD	CAMERON INTERNATIONAL	3,453.36	0.006363620	21.98
Total Tangible Well Cost Cost		372,297.63		2,369.17
<b>72186000-10 SUBTOTAL</b>		<b>1,580,946.85</b>	<b>10,060.47</b>	
<b>PROPERTY: 72186000 72186000-20 CREEDENCE 21/16 W1FC ST COM 3H</b>				
<u>Intangible Well Cost</u>				
CEMENTING	PAR FIVE ENERGY SERVICES I	41,013.61	0.006363620	260.99
DAY WORK, FOOTAGE, TURNKEY	PATTERSON-UTI DRILLING CO	40,094.62	0.006363620	255.15
TRANSPORTATION	ACME TRUCK LINE INC	1,951.33	0.006363620	12.42
Total Intangible Well Cost Cost		83,059.56		528.56
<u>Tangible Well Cost</u>				
CASING (4.1" - 6.0")	SOONER PIPE LLC	108,919.65	0.006363620	693.12
Total Tangible Well Cost Cost		108,919.65		693.12
<b>72186000-20 SUBTOTAL</b>		<b>191,979.21</b>	<b>1,221.68</b>	
<b>PROPERTY 72186000 TOTAL</b>		<b>1,772,926.06</b>	<b>11,282.15</b>	



MEWBOURNE OIL COMPANY

TOM M RAGSDALE  
400 N SAM HOUSTON PARKWAY EAST  
SUITE 601  
HOUSTON, TX 77060

INVOICE NO.: 202002-13480  
INVOICE DATE: 2-29-2020  
OWNER: 035904-1  
BILLING FOR: February 2020

REFERENCE/DESCRIPTION OF CHARGES	GROSS CHARGES	WORKING INTEREST	NET CHARGE
72186000PREPAYMENTS			-11,282.15

**MEWBOURNE OIL COMPANY**

MEWBOURNE OIL COMPANY  
P O BOX 7698  
TYLER, TX 75711-7698

TOM M RAGSDALE  
400 N SAM HOUSTON PARKWAY EAST  
SUITE 601  
HOUSTON, TX 77060

INVOICE NO.: 202006-00692

INVOICE DATE: 6-30-2020

OWNER: 035904-1

BILLING FOR: June 2020

**BALANCE FORWARD****76,195.56**

CURRENT PERIOD ADJUSTMENT				AMOUNT
				0.00
CURRENT CHARGES		GROSS	INTEREST	NET
62390000 - PRONGHORN 15 B3BO FED COM 1H	TIER : 3 0	24,115.56	0.0683747500	1,648.89
62391000 - PRONGHORN 15 B3CN FED COM 1H	TIER : 3 0	28,182.25	0.0683747500	1,926.99
62392000 - PRONGHORN 15 B3DM FED COM 1H	TIER : 3 0	17,316.53	0.0683747500	1,184.01
62774000 - IBEX 10 B3MD FED COM 1H	TIER : 3 0	14,821.53	0.0519088600	769.38
62775000 - IBEX 10 B3NC FED COM 1H	TIER : 3 0	25,425.44	0.0519088600	1,319.83
62776000 - IBEX 10 B3OB FED COM 1H	TIER : 3 0	29,091.36	0.0310932000	904.52
62906000 - GAZELLE 22 B2MD FED COM 2H	TIER : 3 0	25,885.75	0.1954981900	5,060.67
62907000 - GAZELLE 22 B2NC FED COM 2H	TIER : 2 0	-2,500.92	0.0015248400	-3.81
62907000 - GAZELLE 22 B2NC FED COM 2H	TIER : 3 0	-83,357.50	0.0015248400	-127.07
62915000 - CREEDENCE 21/16 W0ED ST COM 2H	TIER : 3 0	30,604.80	0.0063636200	194.77
62916000 - CREEDENCE 21/16 W1ED ST COM 1H	TIER : 3 0	29,828.79	0.0063636200	189.83
62958000 - GAZELLE 22 B3MD FED COM 1H	TIER : 3 0	19,750.94	0.1954981900	3,861.28
62959000 - GAZELLE 22 B3NC FED COM 1H	TIER : 2 0	-2,675.54	0.0015248400	-4.08
62959000 - GAZELLE 22 B3NC FED COM 1H	TIER : 3 0	-74,763.59	0.0015248400	-113.95
72185000 - CREEDENCE 21/16 W0FC ST COM 4H	TIER : 1 0	2,042.44	0.0063636200	12.99
72185000 - CREEDENCE 21/16 W0FC ST COM 4H	TIER : 2 0	119,358.43	0.0063636200	759.54
72185000 - CREEDENCE 21/16 W0FC ST COM 4H	TIER : 3 0	95.10	0.0063636200	0.61
72186000 - CREEDENCE 21/16 W1FC ST COM 3H	TIER : 1 0	2,322.35	0.0063636200	14.77
72186000 - CREEDENCE 21/16 W1FC ST COM 3H	TIER : 2 0	119,360.00	0.0063636200	759.55
72186000 - CREEDENCE 21/16 W1FC ST COM 3H	TIER : 3 0	95.10	0.0063636200	0.61
<b>TOTAL CURRENT CHARGES</b>		<b>324,998.82</b>		<b>18,359.33</b>
APPLIED ADVANCES				
62915000 - CREEDENCE 21/16 W0ED ST COM 2H				-194.77
62916000 - CREEDENCE 21/16 W1ED ST COM 1H				-189.83
72185000 - CREEDENCE 21/16 W0FC ST COM 4H				-773.14
72186000 - CREEDENCE 21/16 W1FC ST COM 3H				-774.93
<b>APPLIED ADVANCES TOTAL</b>				<b>-1,932.67</b>
<b>INVOICE TOTAL</b>				<b>16,426.66</b>
<b>OUTSTANDING BALANCE</b>				<b>92,622.22</b>

# MEWBOURNE OIL COMPANY

TOM M RAGSDALE  
400 N SAM HOUSTON PARKWAY EAST  
SUITE 601  
HOUSTON, TX 77060

**INVOICE NO.:** 202006-00692  
**INVOICE DATE:** 6-30-2020  
**OWNER:** 035904-1  
**BILLING FOR:** June 2020

PLEASE INDICATE INVOICE# 202006-00692  
AND ACCOUNT# 035904-1  
ON REMITTANCE  
PAYMENT DUE 15 DAYS AFTER RECEIPT OF INVOICE PAYABLE IN US DOLLARS

FOR INQUIRIES, PLEASE CONTACT (903) 561-2900

## MEWBOURNE OIL COMPANY

TOM M RAGSDALE  
400 N SAM HOUSTON PARKWAY EAST  
SUITE 601  
HOUSTON, TX 77060

INVOICE NO.: 202006-00692  
INVOICE DATE: 6-30-2020  
OWNER: 035904-1  
BILLING FOR: June 2020

REFERENCE/DESCRIPTION OF CHARGES		GROSS CHARGES	WORKING INTEREST	NET CHARGE
PROPERTY: 62390000 62390000-30 PRONGHORN 15 B3BO FED COM 1H				
Lease Operating Expense				
ADVALOREM TAXES	LEA COUNTY TREASURER	359.28	0.068374750	24.57
COMPANY SUPERVISION	MEWBOURNE OIL COMPANY	637.50	0.068374750	43.59
COMPRESSOR RENTAL/SERVICES	GUNS UP SERVICES	106.63	0.068374750	7.29
COMPRESSOR RENTAL/SERVICES	GUNS UP SERVICES	28.44	0.068374750	1.95
COMPRESSOR RENTAL/SERVICES	BASELINE ENERGY SERVICES	56.24	0.068374750	3.85
COMPRESSOR RENTAL/SERVICES	TOTAL OPERATIONS & PRODU	4,238.33	0.068374750	289.79
COMPRESSOR RENTAL/SERVICES	TOTAL OPERATIONS & PRODU	4,238.33	0.068374750	289.79
FUEL, POWER & ELECTRICAL	XCEL ENERGY	3,401.94	0.068374750	232.60
LEASE MAINTENANCE	MEWBOURNE OIL COMPANY	95.11	0.068374750	6.50
LEASE MAINTENANCE	GARNER PUMP & SUPPLY INC	38.94	0.068374750	2.66
LEASE MAINTENANCE	AMERICAN MILLENNIUM COR	25.70	0.068374750	1.76
LEASE MAINTENANCE	TURNCO ENTERPRISES LLC	21.92	0.068374750	1.50
LEASE MAINTENANCE	TURNCO ENTERPRISES LLC	43.85	0.068374750	3.00
LEASE MAINTENANCE	INGRAM PROFESSIONAL SERV	984.21	0.068374750	67.30
LEASE MAINTENANCE	INGRAM PROFESSIONAL SERV	2,970.89	0.068374750	203.13
LEASE MAINTENANCE	MEWBOURNE OIL COMPANY	387.50	0.068374750	26.49
MISCELLANEOUS EQUIPMENT RENTAL	MEWBOURNE OIL COMPANY	147.00	0.068374750	10.05
OVERHEAD-FIXED RATE	MEWBOURNE OIL COMPANY	856.29	0.068374750	58.55
PUMPING	MEWBOURNE OIL COMPANY	875.00	0.068374750	59.83
PUMPING	MEWBOURNE OIL COMPANY	656.25	0.068374750	44.87
SALT WATER DISPOSAL	OWL SWD OPERATING LLC	3,499.48	0.068374750	239.27
SALT WATER DISPOSAL	NGL WATER SOLUTIONS PERM	97.09	0.068374750	6.64
SALT WATER DISPOSAL	LIMESTONE BASIN PROPERTIE	230.34	0.068374750	15.75
SITE RESTORATION & EXCAVATION	TRINITY OILFIELD SERVICES &	119.30	0.068374750	8.16
Total Lease Operating Expense Cost		24,115.56		1,648.89
62390000-30 SUBTOTAL		24,115.56	1,648.89	
PROPERTY 62390000 TOTAL		24,115.56	1,648.89	
PROPERTY: 62391000 62391000-30 PRONGHORN 15 B3CN FED COM 1H				
Lease Operating Expense				
ADVALOREM TAXES	LEA COUNTY TREASURER	221.07	0.068374750	15.11
COMPANY SUPERVISION	MEWBOURNE OIL COMPANY	1,912.50	0.068374750	130.77
COMPANY SUPERVISION	MEWBOURNE OIL COMPANY	1,912.50	0.068374750	130.77
COMPRESSOR RENTAL/SERVICES	GUNS UP SERVICES	111.26	0.068374750	7.61
COMPRESSOR RENTAL/SERVICES	GUNS UP SERVICES	29.67	0.068374750	2.03
COMPRESSOR RENTAL/SERVICES	BASELINE ENERGY SERVICES	58.69	0.068374750	4.01
COMPRESSOR RENTAL/SERVICES	KODIAK GAS SERVICES LLC	5,802.51	0.068374750	396.75
COMPRESSOR RENTAL/SERVICES	KODIAK GAS SERVICES LLC	-458.12	0.068374750	-31.32
COMPRESSOR RENTAL/SERVICES	KODIAK GAS SERVICES LLC	5,802.51	0.068374750	396.75
COMPRESSOR RENTAL/SERVICES	KODIAK GAS SERVICES LLC	5,802.51	0.068374750	396.75

## MEWBOURNE OIL COMPANY

Page 4

TOM M RAGSDALE  
400 N SAM HOUSTON PARKWAY EAST  
SUITE 601  
HOUSTON, TX 77060

INVOICE NO.: 202006-00692  
INVOICE DATE: 6-30-2020  
OWNER: 035904-1  
BILLING FOR: June 2020

REFERENCE/DESCRIPTION OF CHARGES		GROSS CHARGES	WORKING INTEREST	NET CHARGE
FUEL, POWER & ELECTRICAL	XCEL ENERGY	526.01	0.068374750	35.97
LEASE MAINTENANCE	MEWBOURNE OIL COMPANY	95.11	0.068374750	6.50
LEASE MAINTENANCE	TURNCO ENTERPRISES LLC	21.92	0.068374750	1.50
LEASE MAINTENANCE	TURNCO ENTERPRISES LLC	43.85	0.068374750	3.00
LEASE MAINTENANCE	INGRAM PROFESSIONAL SERV	580.71	0.068374750	39.71
LEASE MAINTENANCE	MEWBOURNE OIL COMPANY	193.75	0.068374750	13.25
MISCELLANEOUS EQUIPMENT RENTAL	MEWBOURNE OIL COMPANY	147.00	0.068374750	10.05
OVERHEAD-FIXED RATE	MEWBOURNE OIL COMPANY	856.29	0.068374750	58.55
PRIME MOVER MAINTENANCE	HR COMPRESSION & SERVICE	531.02	0.068374750	36.31
PROFESSIONAL SERVICES	PRICE ENERGY CONSULTING I	120.00	0.068374750	8.21
PUMPING	MEWBOURNE OIL COMPANY	875.00	0.068374750	59.83
PUMPING	MEWBOURNE OIL COMPANY	656.25	0.068374750	44.87
SALT WATER DISPOSAL	OWL SWD OPERATING LLC	2,026.61	0.068374750	138.57
SALT WATER DISPOSAL	NGL WATER SOLUTIONS PERM	55.74	0.068374750	3.81
SALT WATER DISPOSAL	LIMESTONE BASIN PROPERTIE	133.40	0.068374750	9.12
SITE RESTORATION & EXCAVATION	TRINITY OILFIELD SERVICES &	124.49	0.068374750	8.51
Total Lease Operating Expense Cost		28,182.25		1,926.99
<b>62391000-30 SUBTOTAL</b>		<b>28,182.25</b>		<b>1,926.99</b>
<b>PROPERTY 62391000 TOTAL</b>		<b>28,182.25</b>		<b>1,926.99</b>

**PROPERTY: 62392000 62392000-30 PRONGHORN 15 B3DM FED COM 1H**Lease Operating Expense

ADVALOREM TAXES	LEA COUNTY TREASURER	238.69	0.068374750	16.32
COMPANY SUPERVISION	MEWBOURNE OIL COMPANY	637.50	0.068374750	43.59
COMPRESSOR RENTAL/SERVICES	GUNS UP SERVICES	74.17	0.068374750	5.07
COMPRESSOR RENTAL/SERVICES	GUNS UP SERVICES	19.78	0.068374750	1.35
COMPRESSOR RENTAL/SERVICES	BASELINE ENERGY SERVICES	39.13	0.068374750	2.68
COMPRESSOR RENTAL/SERVICES	TOTAL OPERATIONS & PRODU	2,988.02	0.068374750	204.30
COMPRESSOR RENTAL/SERVICES	TOTAL OPERATIONS & PRODU	4,238.33	0.068374750	289.79
FUEL, POWER & ELECTRICAL	XCEL ENERGY	3,424.22	0.068374750	234.14
LEASE MAINTENANCE	MEWBOURNE OIL COMPANY	95.11	0.068374750	6.50
LEASE MAINTENANCE	K&S OILFIELD SUPPLIES LLC	35.06	0.068374750	2.40
LEASE MAINTENANCE	K&S OILFIELD SUPPLIES LLC	20.80	0.068374750	1.42
LEASE MAINTENANCE	K&S OILFIELD SUPPLIES LLC	40.08	0.068374750	2.74
LEASE MAINTENANCE	CARLSBAD AUTOMATION SER	602.33	0.068374750	41.18
LEASE MAINTENANCE	TURNCO ENTERPRISES LLC	21.92	0.068374750	1.50
LEASE MAINTENANCE	TURNCO ENTERPRISES LLC	43.85	0.068374750	3.00
LEASE MAINTENANCE	MEWBOURNE OIL COMPANY	193.75	0.068374750	13.25
MISCELLANEOUS EQUIPMENT RENTAL	MEWBOURNE OIL COMPANY	147.00	0.068374750	10.05
OVERHEAD-FIXED RATE	MEWBOURNE OIL COMPANY	856.32	0.068374750	58.55
PRIME MOVER MAINTENANCE	HR COMPRESSION & SERVICE	531.03	0.068374750	36.31
PROFESSIONAL SERVICES	PRICE ENERGY CONSULTING I	120.00	0.068374750	8.21



## MEWBOURNE OIL COMPANY

TOM M RAGSDALE  
400 N SAM HOUSTON PARKWAY EAST  
SUITE 601  
HOUSTON, TX 77060

INVOICE NO.: 202006-00692  
INVOICE DATE: 6-30-2020  
OWNER: 035904-1  
BILLING FOR: June 2020

REFERENCE/DESCRIPTION OF CHARGES		GROSS CHARGES	WORKING INTEREST	NET CHARGE
PUMPING	MEWBOURNE OIL COMPANY	875.00	0.068374750	59.83
PUMPING	MEWBOURNE OIL COMPANY	656.25	0.068374750	44.87
SALT WATER DISPOSAL	OWL SWD OPERATING LLC	1,220.68	0.068374750	83.46
SALT WATER DISPOSAL	NGL WATER SOLUTIONS PERM	34.16	0.068374750	2.34
SALT WATER DISPOSAL	LIMESTONE BASIN PROPERTIE	80.37	0.068374750	5.49
SITE RESTORATION & EXCAVATION	TRINITY OILFIELD SERVICES &	82.98	0.068374750	5.67
Total Lease Operating Expense Cost		17,316.53		1,184.01
<b>62392000-30 SUBTOTAL</b>		<b>17,316.53</b>	<b>1,184.01</b>	
<b>PROPERTY 62392000 TOTAL</b>		<b>17,316.53</b>	<b>1,184.01</b>	
<b>PROPERTY: 62774000 62774000-30 IBEX 10 B3MD FED COM 1H</b>				
<u>Lease Operating Expense</u>				
COMPANY SUPERVISION	MEWBOURNE OIL COMPANY	1,058.25	0.051908860	54.93
COMPRESSOR RENTAL/SERVICES	GUNS UP SERVICES	252.66	0.051908860	13.12
COMPRESSOR RENTAL/SERVICES	GUNS UP SERVICES	67.37	0.051908860	3.50
COMPRESSOR RENTAL/SERVICES	BASELINE ENERGY SERVICES	133.29	0.051908860	6.92
COMPRESSOR RENTAL/SERVICES	AUTOMATED WELLHEAD COM	1,920.10	0.051908860	99.67
FUEL, POWER & ELECTRICAL	XCEL ENERGY	675.25	0.051908860	35.05
LEASE MAINTENANCE	MEWBOURNE OIL COMPANY	95.10	0.051908860	4.94
LEASE MAINTENANCE	GARNER PUMP & SUPPLY INC	170.26	0.051908860	8.84
LEASE MAINTENANCE	AMERICAN MILLENNIUM COR	35.22	0.051908860	1.83
LEASE MAINTENANCE	TURNCO ENTERPRISES LLC	95.00	0.051908860	4.93
LEASE MAINTENANCE	TURNCO ENTERPRISES LLC	21.92	0.051908860	1.14
LEASE MAINTENANCE	TURNCO ENTERPRISES LLC	43.84	0.051908860	2.28
LEASE MAINTENANCE	TURNCO ENTERPRISES LLC	597.37	0.051908860	31.01
LEASE MAINTENANCE	MEWBOURNE OIL COMPANY	449.50	0.051908860	23.33
MISCELLANEOUS EQUIPMENT RENTAL	MEWBOURNE OIL COMPANY	147.00	0.051908860	7.63
OVERHEAD-FIXED RATE	MEWBOURNE OIL COMPANY	881.16	0.051908860	45.74
PRIME MOVER MAINTENANCE	HR COMPRESSION & SERVICE	487.32	0.051908860	25.30
PROFESSIONAL SERVICES	PRICE ENERGY CONSULTING I	120.00	0.051908860	6.23
PUMPING	MEWBOURNE OIL COMPANY	875.00	0.051908860	45.42
PUMPING	MEWBOURNE OIL COMPANY	656.25	0.051908860	34.06
SALT WATER DISPOSAL	OWL SWD OPERATING LLC	5,264.79	0.051908860	273.29
SALT WATER DISPOSAL	NGL WATER SOLUTIONS PERM	145.64	0.051908860	7.56
SALT WATER DISPOSAL	LIMESTONE BASIN PROPERTIE	346.57	0.051908860	17.99
SITE RESTORATION & EXCAVATION	TRINITY OILFIELD SERVICES &	282.67	0.051908860	14.67
Total Lease Operating Expense Cost		14,821.53		769.38
<b>62774000-30 SUBTOTAL</b>		<b>14,821.53</b>	<b>769.38</b>	
<b>PROPERTY 62774000 TOTAL</b>		<b>14,821.53</b>	<b>769.38</b>	
<b>PROPERTY: 62775000 62775000-30 IBEX 10 B3NC FED COM 1H</b>				
<u>Lease Operating Expense</u>				

## MEWBOURNE OIL COMPANY

Page 6

TOM M RAGSDALE  
400 N SAM HOUSTON PARKWAY EAST  
SUITE 601  
HOUSTON, TX 77060

INVOICE NO.: 202006-00692  
INVOICE DATE: 6-30-2020  
OWNER: 035904-1  
BILLING FOR: June 2020

REFERENCE/DESCRIPTION OF CHARGES		GROSS CHARGES	WORKING INTEREST	NET CHARGE
ADVALOREM TAXES	LEA COUNTY TREASURER	221.07	0.051908860	11.48
CHEMICALS-WATER TREATING	IMPERATIVE CHEMICAL PART	333.64	0.051908860	17.32
COMPANY SUPERVISION	MEWBOURNE OIL COMPANY	1,912.50	0.051908860	99.28
COMPANY SUPERVISION	MEWBOURNE OIL COMPANY	2,116.50	0.051908860	109.87
COMPRESSOR RENTAL/SERVICES	GUNS UP SERVICES	185.44	0.051908860	9.63
COMPRESSOR RENTAL/SERVICES	GUNS UP SERVICES	49.45	0.051908860	2.57
COMPRESSOR RENTAL/SERVICES	SERVICE COMPRESSION LLC	2,802.42	0.051908860	145.47
COMPRESSOR RENTAL/SERVICES	SERVICE COMPRESSION LLC	4,343.85	0.051908860	225.48
COMPRESSOR RENTAL/SERVICES	BASELINE ENERGY SERVICES	97.82	0.051908860	5.08
FUEL, POWER & ELECTRICAL	XCEL ENERGY	741.10	0.051908860	38.47
LEASE MAINTENANCE	MEWBOURNE OIL COMPANY	95.10	0.051908860	4.94
LEASE MAINTENANCE	GARNER PUMP & SUPPLY INC	170.27	0.051908860	8.84
LEASE MAINTENANCE	AMERICAN MILLENNIUM COR	35.23	0.051908860	1.83
LEASE MAINTENANCE	K&S OILFIELD SUPPLIES LLC	281.53	0.051908860	14.61
LEASE MAINTENANCE	TURNCO ENTERPRISES LLC	95.00	0.051908860	4.93
LEASE MAINTENANCE	TURNCO ENTERPRISES LLC	237.50	0.051908860	12.33
LEASE MAINTENANCE	TURNCO ENTERPRISES LLC	21.92	0.051908860	1.14
LEASE MAINTENANCE	TURNCO ENTERPRISES LLC	43.84	0.051908860	2.28
LEASE MAINTENANCE	TURNCO ENTERPRISES LLC	597.39	0.051908860	31.01
LEASE MAINTENANCE	MEWBOURNE OIL COMPANY	449.50	0.051908860	23.33
MISCELLANEOUS EQUIPMENT RENTAL	MEWBOURNE OIL COMPANY	147.00	0.051908860	7.63
OVERHEAD-FIXED RATE	MEWBOURNE OIL COMPANY	881.16	0.051908860	45.74
PRIME MOVER MAINTENANCE	HR COMPRESSION & SERVICES	298.69	0.051908860	15.50
PROFESSIONAL SERVICES	PRICE ENERGY CONSULTING I	120.00	0.051908860	6.23
PUMPING	MEWBOURNE OIL COMPANY	875.00	0.051908860	45.42
PUMPING	MEWBOURNE OIL COMPANY	656.25	0.051908860	34.07
SALT WATER DISPOSAL	OWL SWD OPERATING LLC	6,774.11	0.051908860	351.63
SALT WATER DISPOSAL	NGL WATER SOLUTIONS PERM	188.79	0.051908860	9.80
SALT WATER DISPOSAL	LIMESTONE BASIN PROPERTIE	445.89	0.051908860	23.15
SITE RESTORATION & EXCAVATION	TRINITY OILFIELD SERVICES &	207.48	0.051908860	10.77
Total Lease Operating Expense Cost		25,425.44		1,319.83

62775000-30 SUBTOTAL

25,425.44

1,319.83

PROPERTY 62775000 TOTAL

25,425.44

1,319.83

PROPERTY: 62776000 62776000-30 IBEX 10 B3OB FED COM 1H

Lease Operating Expense

ADVALOREM TAXES	LEA COUNTY TREASURER	359.28	0.031093200	11.17
COMPANY SUPERVISION	MEWBOURNE OIL COMPANY	1,912.50	0.031093200	59.47
COMPANY SUPERVISION	MEWBOURNE OIL COMPANY	1,275.00	0.031093200	39.64
COMPRESSOR RENTAL/SERVICES	NATURAL GAS SERVICES GRO	4,199.74	0.031093200	130.58
COMPRESSOR RENTAL/SERVICES	NATURAL GAS SERVICES GRO	4,199.74	0.031093200	130.58
COMPRESSOR RENTAL/SERVICES	NATURAL GAS SERVICES GRO	4,199.74	0.031093200	130.58

## MEWBOURNE OIL COMPANY

TOM M RAGSDALE  
400 N SAM HOUSTON PARKWAY EAST  
SUITE 601  
HOUSTON, TX 77060

INVOICE NO.: 202006-00692  
INVOICE DATE: 6-30-2020  
OWNER: 035904-1  
BILLING FOR: June 2020

REFERENCE/DESCRIPTION OF CHARGES		GROSS CHARGES	WORKING INTEREST	NET CHARGE
COMPRESSOR RENTAL/SERVICES	GUNS UP SERVICES	146.03	0.031093200	4.54
COMPRESSOR RENTAL/SERVICES	GUNS UP SERVICES	38.94	0.031093200	1.21
COMPRESSOR RENTAL/SERVICES	BASELINE ENERGY SERVICES	77.03	0.031093200	2.40
FUEL, POWER & ELECTRICAL	XCEL ENERGY	623.09	0.031093200	19.37
LEASE MAINTENANCE	MEWBOURNE OIL COMPANY	95.10	0.031093200	2.96
LEASE MAINTENANCE	GARNER PUMP & SUPPLY INC	38.93	0.031093200	1.21
LEASE MAINTENANCE	AMERICAN MILLENNIUM COR	25.70	0.031093200	0.80
LEASE MAINTENANCE	TURNCO ENTERPRISES LLC	21.92	0.031093200	0.68
LEASE MAINTENANCE	TURNCO ENTERPRISES LLC	43.85	0.031093200	1.36
LEASE MAINTENANCE	INGRAM PROFESSIONAL SERV	984.06	0.031093200	30.60
LEASE MAINTENANCE	INGRAM PROFESSIONAL SERV	2,970.84	0.031093200	92.37
LEASE MAINTENANCE	MEWBOURNE OIL COMPANY	651.00	0.031093200	20.24
LEASE MAINTENANCE	MEWBOURNE OIL COMPANY	193.75	0.031093200	6.02
MISCELLANEOUS EQUIPMENT RENTAL	MEWBOURNE OIL COMPANY	147.00	0.031093200	4.57
OVERHEAD-FIXED RATE	MEWBOURNE OIL COMPANY	881.16	0.031093200	27.40
PUMPING	MEWBOURNE OIL COMPANY	875.00	0.031093200	27.21
PUMPING	MEWBOURNE OIL COMPANY	656.25	0.031093200	20.40
SALT WATER DISPOSAL	OWL SWD OPERATING LLC	3,943.08	0.031093200	122.60
SALT WATER DISPOSAL	NGL WATER SOLUTIONS PERM	109.68	0.031093200	3.41
SALT WATER DISPOSAL	LIMESTONE BASIN PROPERTIE	259.56	0.031093200	8.07
SITE RESTORATION & EXCAVATION	TRINITY OILFIELD SERVICES &	163.39	0.031093200	5.08
Total Lease Operating Expense Cost		29,091.36		904.52

62776000-30 SUBTOTAL

29,091.36

904.52

PROPERTY 62776000 TOTAL

29,091.36

904.52

PROPERTY: 62906000 62906000-30 GAZELLE 22 B2MD FED COM 2H

Lease Operating Expense

ADVALOREM TAXES	LEA COUNTY TREASURER	5.28	0.195498190	1.03
COMPANY SUPERVISION	MEWBOURNE OIL COMPANY	637.50	0.195498190	124.63
COMPANY SUPERVISION	MEWBOURNE OIL COMPANY	637.50	0.195498190	124.63
COMPANY SUPERVISION	MEWBOURNE OIL COMPANY	1,275.00	0.195498190	249.26
COMPANY SUPERVISION	MEWBOURNE OIL COMPANY	1,491.75	0.195498190	291.64
COMPRESSOR MAINTENANCE	G&A FABRICATION LLC	175.86	0.195498190	34.38
COMPRESSOR MAINTENANCE	G&A FABRICATION LLC	141.92	0.195498190	27.75
COMPRESSOR MAINTENANCE	G&A FABRICATION LLC	141.92	0.195498190	27.75
COMPRESSOR RENTAL/SERVICES	NATURAL GAS SERVICES GRO	3,837.06	0.195498190	750.14
COMPRESSOR RENTAL/SERVICES	NATURAL GAS SERVICES GRO	3,837.06	0.195498190	750.14
COMPRESSOR RENTAL/SERVICES	NATURAL GAS SERVICES GRO	3,837.06	0.195498190	750.14
COMPRESSOR RENTAL/SERVICES	GUNS UP SERVICES	85.76	0.195498190	16.77
COMPRESSOR RENTAL/SERVICES	GUNS UP SERVICES	22.87	0.195498190	4.47
COMPRESSOR RENTAL/SERVICES	BASELINE ENERGY SERVICES	45.24	0.195498190	8.85
FUEL, POWER & ELECTRICAL	XCEL ENERGY	383.25	0.195498190	74.92

## MEWBOURNE OIL COMPANY

Page 8

TOM M RAGSDALE  
400 N SAM HOUSTON PARKWAY EAST  
SUITE 601  
HOUSTON, TX 77060

INVOICE NO.: 202006-00692  
INVOICE DATE: 6-30-2020  
OWNER: 035904-1  
BILLING FOR: June 2020

REFERENCE/DESCRIPTION OF CHARGES		GROSS CHARGES	WORKING INTEREST	NET CHARGE
LEASE MAINTENANCE	MEWBOURNE OIL COMPANY	95.10	0.195498190	18.59
LEASE MAINTENANCE	AMERICAN MILLENNIUM COR	21.42	0.195498190	4.19
LEASE MAINTENANCE	K&S OILFIELD SUPPLIES LLC	108.43	0.195498190	21.20
LEASE MAINTENANCE	K&S OILFIELD SUPPLIES LLC	116.34	0.195498190	22.74
LEASE MAINTENANCE	TURNCO ENTERPRISES LLC	71.25	0.195498190	13.93
LEASE MAINTENANCE	TURNCO ENTERPRISES LLC	21.93	0.195498190	4.29
LEASE MAINTENANCE	TURNCO ENTERPRISES LLC	43.85	0.195498190	8.57
LEASE MAINTENANCE	TURNCO ENTERPRISES LLC	322.44	0.195498190	63.03
LEASE MAINTENANCE	TRINITY OILFIELD SERVICES &	379.80	0.195498190	74.25
LEASE MAINTENANCE	MEWBOURNE OIL COMPANY	387.50	0.195498190	75.76
LEASE MAINTENANCE	MEWBOURNE OIL COMPANY	387.50	0.195498190	75.76
LEASE MAINTENANCE	MEWBOURNE OIL COMPANY	387.50	0.195498190	75.76
MISCELLANEOUS EQUIPMENT RENTAL	MEWBOURNE OIL COMPANY	147.00	0.195498190	28.74
OVERHEAD-FIXED RATE	MEWBOURNE OIL COMPANY	881.16	0.195498190	172.27
PRIME MOVER MAINTENANCE	ODESSA PUMPS & EQUIPMENT	57.27	0.195498190	11.20
PRIME MOVER MAINTENANCE	HR COMPRESSION & SERVICE	660.03	0.195498190	129.03
PROFESSIONAL SERVICES	PRICE ENERGY CONSULTING I	60.00	0.195498190	11.73
PUMPING	MEWBOURNE OIL COMPANY	875.00	0.195498190	171.06
PUMPING	MEWBOURNE OIL COMPANY	656.25	0.195498190	128.30
SALT WATER DISPOSAL	OWL SWD OPERATING LLC	3,251.09	0.195498190	635.58
SALT WATER DISPOSAL	NGL WATER SOLUTIONS PERM	89.90	0.195498190	17.58
SALT WATER DISPOSAL	LIMESTONE BASIN PROPERTIE	214.01	0.195498190	41.84
SITE RESTORATION & EXCAVATION	TRINITY OILFIELD SERVICES &	95.95	0.195498190	18.77
Total Lease Operating Expense Cost		25,885.75		5,060.67
<b>62906000-30 SUBTOTAL</b>		<b>25,885.75</b>	<b>5,060.67</b>	
<b>PROPERTY 62906000 TOTAL</b>		<b>25,885.75</b>	<b>5,060.67</b>	
<b>PROPERTY: 62907000 62907000-20 GAZELLE 22 B2NC FED COM 2H</b>				
<u>Equipment Beyond Wellhead</u>				
ELECTRICAL INSTALLATIONS	INGRAM PROFESSIONAL SERV	-59.17	0.001524840	-0.09
ELECTRICAL INSTALLATIONS	INGRAM PROFESSIONAL SERV	-2,441.75	0.001524840	-3.72
Total Equipment Beyond Wellhead Cost		-2,500.92		-3.81
<b>62907000-20 SUBTOTAL</b>		<b>-2,500.92</b>	<b>-3.81</b>	
<b>PROPERTY: 62907000 62907000-30 GAZELLE 22 B2NC FED COM 2H</b>				
<u>Lease Operating Expense</u>				
OVERHEAD-FIXED RATE	MEWBOURNE OIL COMPANY	-837.60	0.001500000	-1.28
CHEMICALS-WATER TREATING	IMPERATIVE CHEMICAL PART	-118.95	0.001524840	-0.18
CHEMICALS-WATER TREATING	IMPERATIVE CHEMICAL PART	-232.25	0.001524840	-0.35
CHEMICALS-WATER TREATING	IMPERATIVE CHEMICAL PART	-118.95	0.001524840	-0.18
COMPANY SUPERVISION	MEWBOURNE OIL COMPANY	-1,250.00	0.001524840	-1.91
COMPANY SUPERVISION	MEWBOURNE OIL COMPANY	-625.00	0.001524840	-0.95

## MEWBOURNE OIL COMPANY

TOM M RAGSDALE  
400 N SAM HOUSTON PARKWAY EAST  
SUITE 601  
HOUSTON, TX 77060

INVOICE NO.: 202006-00692  
INVOICE DATE: 6-30-2020  
OWNER: 035904-1  
BILLING FOR: June 2020

REFERENCE/DESCRIPTION OF CHARGES		GROSS CHARGES	WORKING INTEREST	NET CHARGE
COMPRESSOR MAINTENANCE	G&A FABRICATION LLC	-144.83	0.001524840	-0.22
COMPRESSOR MAINTENANCE	G&A FABRICATION LLC	-92.90	0.001524840	-0.14
COMPRESSOR MAINTENANCE	G&A FABRICATION LLC	-230.72	0.001524840	-0.35
COMPRESSOR MAINTENANCE	G&A FABRICATION LLC	-114.63	0.001524840	-0.17
COMPRESSOR MAINTENANCE	G&A FABRICATION LLC	-163.92	0.001524840	-0.25
COMPRESSOR RENTAL/SERVICES	R360 ENVIRONMENTAL SOLUTIONS	-835.56	0.001524840	-1.27
COMPRESSOR RENTAL/SERVICES	BASELINE ENERGY SERVICES	-133.25	0.001524840	-0.20
FUEL, POWER & ELECTRICAL	PILOT THOMAS LOGISTICS LLC	-90.57	0.001524840	-0.14
FUEL, POWER & ELECTRICAL	PILOT THOMAS LOGISTICS LLC	-83.98	0.001524840	-0.13
FUEL, POWER & ELECTRICAL	PILOT THOMAS LOGISTICS LLC	-279.80	0.001524840	-0.43
FUEL, POWER & ELECTRICAL	PILOT THOMAS LOGISTICS LLC	-84.56	0.001524840	-0.13
LEASE MAINTENANCE	CUSTOM WELDING OF HOBBS	-909.58	0.001524840	-1.39
LEASE MAINTENANCE	BAKER HUGHES OILFIELD	-1,326.37	0.001524840	-2.02
LEASE MAINTENANCE	AMERICAN MILLENNIUM CORP	-14.92	0.001524840	-0.02
LEASE MAINTENANCE	7B ROUSTABOUT LLC	-65.00	0.001524840	-0.10
LEASE MAINTENANCE	7B ROUSTABOUT LLC	-357.50	0.001524840	-0.55
LEASE MAINTENANCE	7B ROUSTABOUT LLC	-162.50	0.001524840	-0.25
LEASE MAINTENANCE	7B ROUSTABOUT LLC	-162.50	0.001524840	-0.25
LEASE MAINTENANCE	K&S OILFIELD SUPPLIES LLC	-64.92	0.001524840	-0.10
LEASE MAINTENANCE	K&S OILFIELD SUPPLIES LLC	-511.99	0.001524840	-0.78
LEASE MAINTENANCE	K&S OILFIELD SUPPLIES LLC	-601.67	0.001524840	-0.92
LEASE MAINTENANCE	K&S OILFIELD SUPPLIES LLC	-473.61	0.001524840	-0.72
LEASE MAINTENANCE	K&S OILFIELD SUPPLIES LLC	-992.70	0.001524840	-1.51
LEASE MAINTENANCE	G&A FABRICATION LLC	-1,476.08	0.001524840	-2.25
LEASE MAINTENANCE	TURNCO ENTERPRISES LLC	-71.25	0.001524840	-0.11
LEASE MAINTENANCE	TURNCO ENTERPRISES LLC	-71.25	0.001524840	-0.11
LEASE MAINTENANCE	TURNCO ENTERPRISES LLC	-45.00	0.001524840	-0.07
LEASE MAINTENANCE	TURNCO ENTERPRISES LLC	-95.00	0.001524840	-0.14
LEASE MAINTENANCE	TURNCO ENTERPRISES LLC	-95.00	0.001524840	-0.14
LEASE MAINTENANCE	TURNCO ENTERPRISES LLC	-190.00	0.001524840	-0.29
LEASE MAINTENANCE	INGRAM PROFESSIONAL SERVICES	-80.60	0.001524840	-0.12
LEASE MAINTENANCE	TRINITY OILFIELD SERVICES & SUPPLIES	-237.37	0.001524840	-0.36
LEASE MAINTENANCE	EP&S LLC	-120.65	0.001524840	-0.18
LEASE MAINTENANCE	EP&S LLC	-119.85	0.001524840	-0.18
LEASE MAINTENANCE	WILDCAT PUMP & ENGINE REPAIR	-481.57	0.001524840	-0.73
LEASE MAINTENANCE	WILDCAT PUMP & ENGINE REPAIR	-240.80	0.001524840	-0.37
LEASE MAINTENANCE	WILDCAT PUMP & ENGINE REPAIR	-329.40	0.001524840	-0.50
LEASE MAINTENANCE	WILDCAT PUMP & ENGINE REPAIR	-322.29	0.001524840	-0.49
LEASE MAINTENANCE	WILDCAT PUMP & ENGINE REPAIR	-145.32	0.001524840	-0.22
LEASE MAINTENANCE	WILDCAT PUMP & ENGINE REPAIR	-145.32	0.001524840	-0.22
LEASE MAINTENANCE	AY TRUCKING INC	-113.01	0.001524840	-0.17
LEASE MAINTENANCE	AY TRUCKING INC	-177.40	0.001524840	-0.27



## MEWBOURNE OIL COMPANY

TOM M RAGSDALE  
400 N SAM HOUSTON PARKWAY EAST  
SUITE 601  
HOUSTON, TX 77060

INVOICE NO.: 202006-00692  
INVOICE DATE: 6-30-2020  
OWNER: 035904-1  
BILLING FOR: June 2020

REFERENCE/DESCRIPTION OF CHARGES		GROSS CHARGES	WORKING INTEREST	NET CHARGE
LEASE MAINTENANCE	MEWBOURNE OIL COMPANY	-193.75	0.001524840	-0.30
LEASE MAINTENANCE	MEWBOURNE OIL COMPANY	-387.50	0.001524840	-0.59
MISCELLANEOUS EQUIPMENT RENTAL	MEWBOURNE OIL COMPANY	-243.60	0.001524840	-0.37
MISCELLANEOUS EQUIPMENT RENTAL	SUNDOWN ENVIRO LLC	-10,761.50	0.001524840	-16.41
MISCELLANEOUS EQUIPMENT RENTAL	TRINITY OILFIELD SERVICES &	-563.48	0.001524840	-0.86
PUMPING	MEWBOURNE OIL COMPANY	-875.00	0.001524840	-1.33
PUMPING	MEWBOURNE OIL COMPANY	-656.25	0.001524840	-1.00
SALT WATER DISPOSAL	OWL SWD OPERATING LLC	-6,993.64	0.001524840	-10.66
SALT WATER DISPOSAL	OWL SWD OPERATING LLC	-5,552.68	0.001524840	-8.47
SALT WATER DISPOSAL	NGL WATER SOLUTIONS PERM	-32.97	0.001524840	-0.05
SALT WATER DISPOSAL	NGL WATER SOLUTIONS PERM	-261.11	0.001524840	-0.40
SALT WATER DISPOSAL	NGL WATER SOLUTIONS PERM	-3,540.84	0.001524840	-5.40
SALT WATER DISPOSAL	QATAR LLC	-686.24	0.001524840	-1.05
SALT WATER DISPOSAL	LIMESTONE BASIN PROPERTIE	-365.50	0.001524840	-0.56
SITE RESTORATION & EXCAVATION	R360 ENVIRONMENTAL SOLUT	-122.55	0.001524840	-0.19
SITE RESTORATION & EXCAVATION	HALL ENVIRONMENTAL ANAI	-44.50	0.001524840	-0.07
SITE RESTORATION & EXCAVATION	SUNDANCE SERVICES WEST I	-80.49	0.001524840	-0.12
WELL EQUIPMENT-SURFACE	DIVINE WIRELINE SOLUTIONS	-7,668.62	0.001524840	-11.69
Total Lease Operating Expense Cost		-54,668.11		-83.33

Lease Operating Expense

OVERHEAD-FIXED RATE	MEWBOURNE OIL COMPANY	-881.16	0.001500000	-1.34
CHEMICALS-WATER TREATING	IMPERATIVE CHEMICAL PART	-264.66	0.001524840	-0.40
COMPRESSOR MAINTENANCE	G&A FABRICATION LLC	-179.43	0.001524840	-0.27
COMPRESSOR MAINTENANCE	G&A FABRICATION LLC	-178.82	0.001524840	-0.27
COMPRESSOR MAINTENANCE	G&A FABRICATION LLC	-164.79	0.001524840	-0.25
COMPRESSOR MAINTENANCE	G&A FABRICATION LLC	-69.20	0.001524840	-0.11
COMPRESSOR MAINTENANCE	G&A FABRICATION LLC	-187.22	0.001524840	-0.29
COMPRESSOR RENTAL/SERVICES	GRAVITY OILFIELD SERVICES	-62.40	0.001524840	-0.10
COMPRESSOR RENTAL/SERVICES	GRAVITY OILFIELD SERVICES	-62.40	0.001524840	-0.10
COMPRESSOR RENTAL/SERVICES	GRAVITY OILFIELD SERVICES	-670.89	0.001524840	-1.02
COMPRESSOR RENTAL/SERVICES	GRAVITY OILFIELD SERVICES	-627.61	0.001524840	-0.96
COMPRESSOR RENTAL/SERVICES	GRAVITY OILFIELD SERVICES	-58.39	0.001524840	-0.09
COMPRESSOR RENTAL/SERVICES	GRAVITY OILFIELD SERVICES	-268.52	0.001524840	-0.41
COMPRESSOR RENTAL/SERVICES	GRAVITY OILFIELD SERVICES	-62.40	0.001524840	-0.10
LEASE MAINTENANCE	CUSTOM WELDING OF HOBBS	-74.47	0.001524840	-0.11
LEASE MAINTENANCE	CUSTOM WELDING OF HOBBS	-225.31	0.001524840	-0.34
LEASE MAINTENANCE	BAKER HUGHES OILFIELD	-57.29	0.001524840	-0.09
LEASE MAINTENANCE	BAKER HUGHES OILFIELD	-90.76	0.001524840	-0.14
LEASE MAINTENANCE	GARNER PUMP & SUPPLY INC	-266.50	0.001524840	-0.41
LEASE MAINTENANCE	AMERICAN MILLENNIUM COR	-17.62	0.001524840	-0.03
LEASE MAINTENANCE	THE GASCO MANUFACTURING	-172.70	0.001524840	-0.26

## MEWBOURNE OIL COMPANY

TOM M RAGSDALE  
400 N SAM HOUSTON PARKWAY EAST  
SUITE 601  
HOUSTON, TX 77060

INVOICE NO.: 202006-00692  
INVOICE DATE: 6-30-2020  
OWNER: 035904-1  
BILLING FOR: June 2020

REFERENCE/DESCRIPTION OF CHARGES		GROSS CHARGES	WORKING INTEREST	NET CHARGE
LEASE MAINTENANCE	KEYSTONE PUMP & SUPPLY LI	-64.83	0.001524840	-0.10
LEASE MAINTENANCE	K&S OILFIELD SUPPLIES LLC	-125.61	0.001524840	-0.19
LEASE MAINTENANCE	TURNCO ENTERPRISES LLC	-47.50	0.001524840	-0.07
LEASE MAINTENANCE	TURNCO ENTERPRISES LLC	-23.75	0.001524840	-0.04
LEASE MAINTENANCE	TURNCO ENTERPRISES LLC	-95.00	0.001524840	-0.14
LEASE MAINTENANCE	TURNCO ENTERPRISES LLC	-137.50	0.001524840	-0.21
LEASE MAINTENANCE	TURNCO ENTERPRISES LLC	-71.25	0.001524840	-0.11
LEASE MAINTENANCE	TURNCO ENTERPRISES LLC	-47.50	0.001524840	-0.07
LEASE MAINTENANCE	TURNCO ENTERPRISES LLC	-166.25	0.001524840	-0.25
LEASE MAINTENANCE	INGRAM PROFESSIONAL SERV	-2,066.81	0.001524840	-3.15
LEASE MAINTENANCE	INGRAM PROFESSIONAL SERV	-93.24	0.001524840	-0.14
LEASE MAINTENANCE	INGRAM PROFESSIONAL SERV	-108.79	0.001524840	-0.17
LEASE MAINTENANCE	EP&S LLC	-658.30	0.001524840	-1.00
LEASE MAINTENANCE	WILDCAT PUMP & ENGINE REI	-1,122.15	0.001524840	-1.71
LEASE MAINTENANCE	MEWBOURNE OIL COMPANY	-775.00	0.001524840	-1.18
LEASE MAINTENANCE	MEWBOURNE OIL COMPANY	-193.75	0.001524840	-0.30
LEASE MAINTENANCE	MEWBOURNE OIL COMPANY	-387.50	0.001524840	-0.59
LEASE MAINTENANCE	MEWBOURNE OIL COMPANY	-193.75	0.001524840	-0.30
MISCELLANEOUS EQUIPMENT RENTAL	MEWBOURNE OIL COMPANY	-260.40	0.001524840	-0.40
PROFESSIONAL SERVICES	PRICE ENERGY CONSULTING I	-75.00	0.001524840	-0.11
PUMPING	MEWBOURNE OIL COMPANY	-875.00	0.001524840	-1.33
PUMPING	MEWBOURNE OIL COMPANY	-656.25	0.001524840	-1.00
SALT WATER DISPOSAL	OWL SWD OPERATING LLC	-10,436.14	0.001524840	-15.91
SALT WATER DISPOSAL	LIMESTONE BASIN PROPERTIE	-686.94	0.001524840	-1.05
SITE RESTORATION & EXCAVATION	TRINITY OILFIELD SERVICES &	-4,678.64	0.001524840	-7.13
Total Lease Operating Expense Cost		-28,689.39		-43.74

62907000-30 SUBTOTAL

-83,357.50

-127.07

PROPERTY 62907000 TOTAL

-85,858.42

-130.88

PROPERTY: 62915000 62915000-30 CREEDENCE 21/16 W0ED ST COM 2H

Lease Operating Expense

ADVALOREM TAXES	TREASURER OF EDDY COUNT'	41.51	0.006363620	0.26
COMPANY SUPERVISION	MEWBOURNE OIL COMPANY	637.50	0.006363620	4.06
COMPANY SUPERVISION	MEWBOURNE OIL COMPANY	637.50	0.006363620	4.06
COMPANY SUPERVISION	MEWBOURNE OIL COMPANY	637.50	0.006363620	4.06
COMPRESSOR MAINTENANCE	G&A FABRICATION LLC	241.35	0.006363620	1.54
COMPRESSOR MAINTENANCE	G&A FABRICATION LLC	91.49	0.006363620	0.58
COMPRESSOR MAINTENANCE	ROLFSON OIL LLC	519.98	0.006363620	3.31
COMPRESSOR MAINTENANCE	ROLFSON OIL LLC	259.19	0.006363620	1.65
COMPRESSOR MAINTENANCE	AUTOMATED WELLHEAD COM	124.50	0.006363620	0.79
COMPRESSOR MAINTENANCE	AUTOMATED WELLHEAD COM	140.40	0.006363620	0.89
COMPRESSOR MAINTENANCE	AUTOMATED WELLHEAD COM	140.40	0.006363620	0.89

## MEWBOURNE OIL COMPANY

TOM M RAGSDALE  
400 N SAM HOUSTON PARKWAY EAST  
SUITE 601  
HOUSTON, TX 77060

INVOICE NO.: 202006-00692  
INVOICE DATE: 6-30-2020  
OWNER: 035904-1  
BILLING FOR: June 2020

REFERENCE/DESCRIPTION OF CHARGES	GROSS CHARGES	WORKING INTEREST	NET CHARGE
COMPRESSOR RENTAL/SERVICES TFH LTD CO	496.68	0.006363620	3.16
CONTRACT SUPERVISION TURNCO ENTERPRISES LLC	1,330.87	0.006363620	8.47
CONTRACT SUPERVISION TURNCO ENTERPRISES LLC	1,330.87	0.006363620	8.47
LEASE MAINTENANCE MEWBOURNE OIL COMPANY	95.10	0.006363620	0.61
LEASE MAINTENANCE TFH LTD CO	463.98	0.006363620	2.95
LEASE MAINTENANCE AMERICAN MILLENNIUM COR	17.63	0.006363620	0.11
LEASE MAINTENANCE D&H TRUCKING	100.51	0.006363620	0.64
LEASE MAINTENANCE TRINITY OILFIELD SERVICES &	92.97	0.006363620	0.59
LEASE MAINTENANCE NGL WATER SOLUTIONS PERM	120.52	0.006363620	0.77
LEASE MAINTENANCE QATAR LLC	252.29	0.006363620	1.61
LEASE MAINTENANCE QATAR LLC	72.66	0.006363620	0.46
LEASE MAINTENANCE MEWBOURNE OIL COMPANY	387.50	0.006363620	2.47
LEASE MAINTENANCE MEWBOURNE OIL COMPANY	387.50	0.006363620	2.47
MISCELLANEOUS EQUIPMENT RENTAL MEWBOURNE OIL COMPANY	1,800.00	0.006363620	11.45
OVERHEAD-FIXED RATE MEWBOURNE OIL COMPANY	881.16	0.006363620	5.61
PUMPING MEWBOURNE OIL COMPANY	875.00	0.006363620	5.57
PUMPING MEWBOURNE OIL COMPANY	656.25	0.006363620	4.18
SALT WATER DISPOSAL MEWBOURNE OIL COMPANY	17,771.99	0.006363620	113.09
Total Lease Operating Expense Cost	30,604.80		194.77

62915000-30 SUBTOTAL

30,604.80

194.77

PROPERTY 62915000 TOTAL

30,604.80

194.77

62915000PREPAYMENTS

-194.77

PROPERTY: 62916000 62916000-30 CREEDENCE 21/16 W1ED ST COM 1H

Lease Operating Expense

ADVALOREM TAXES	TREASURER OF EDDY COUNT'	41.51	0.006363620	0.26
COMPANY SUPERVISION	MEWBOURNE OIL COMPANY	637.50	0.006363620	4.06
COMPANY SUPERVISION	MEWBOURNE OIL COMPANY	637.50	0.006363620	4.06
COMPRESSOR MAINTENANCE	G&A FABRICATION LLC	241.33	0.006363620	1.54
COMPRESSOR MAINTENANCE	G&A FABRICATION LLC	91.46	0.006363620	0.58
COMPRESSOR MAINTENANCE	ROLFSON OIL LLC	519.96	0.006363620	3.31
COMPRESSOR MAINTENANCE	ROLFSON OIL LLC	259.18	0.006363620	1.65
COMPRESSOR MAINTENANCE	AUTOMATED WELLHEAD CON	124.50	0.006363620	0.79
COMPRESSOR MAINTENANCE	AUTOMATED WELLHEAD CON	140.39	0.006363620	0.89
COMPRESSOR MAINTENANCE	AUTOMATED WELLHEAD CON	140.39	0.006363620	0.89
COMPRESSOR RENTAL/SERVICES	TFH LTD CO	496.68	0.006363620	3.16
CONTRACT SUPERVISION	TURNCO ENTERPRISES LLC	1,330.88	0.006363620	8.47
CONTRACT SUPERVISION	TURNCO ENTERPRISES LLC	1,330.88	0.006363620	8.47
LEASE MAINTENANCE	MEWBOURNE OIL COMPANY	95.10	0.006363620	0.61
LEASE MAINTENANCE	TFH LTD CO	463.95	0.006363620	2.95
LEASE MAINTENANCE	AMERICAN MILLENNIUM COR	17.64	0.006363620	0.11
LEASE MAINTENANCE	D&H TRUCKING	100.55	0.006363620	0.64

## MEWBOURNE OIL COMPANY

TOM M RAGSDALE  
400 N SAM HOUSTON PARKWAY EAST  
SUITE 601  
HOUSTON, TX 77060

INVOICE NO.: 202006-00692  
INVOICE DATE: 6-30-2020  
OWNER: 035904-1  
BILLING FOR: June 2020

REFERENCE/DESCRIPTION OF CHARGES		GROSS CHARGES	WORKING INTEREST	NET CHARGE
LEASE MAINTENANCE	TRINITY OILFIELD SERVICES &	92.98	0.006363620	0.59
LEASE MAINTENANCE	NGL WATER SOLUTIONS PERM	120.53	0.006363620	0.77
LEASE MAINTENANCE	QATAR LLC	252.30	0.006363620	1.61
LEASE MAINTENANCE	QATAR LLC	72.66	0.006363620	0.46
LEASE MAINTENANCE	MEWBOURNE OIL COMPANY	387.50	0.006363620	2.47
MISCELLANEOUS EQUIPMENT RENTAL	MEWBOURNE OIL COMPANY	1,800.00	0.006363620	11.45
OVERHEAD-FIXED RATE	MEWBOURNE OIL COMPANY	881.16	0.006363620	5.61
PUMPING	MEWBOURNE OIL COMPANY	875.00	0.006363620	5.57
PUMPING	MEWBOURNE OIL COMPANY	656.25	0.006363620	4.18
SALT WATER DISPOSAL	MEWBOURNE OIL COMPANY	18,021.01	0.006363620	114.68
Total Lease Operating Expense Cost		29,828.79		189.83

62916000-30 SUBTOTAL

29,828.79

189.83

PROPERTY 62916000 TOTAL

29,828.79

189.83

62916000PREPAYMENTS

-189.83

PROPERTY: 62958000 62958000-30 GAZELLE 22 B3MD FED COM 1H

## Lease Operating Expense

ADVALOREM TAXES	LEA COUNTY TREASURER	5.28	0.195498190	1.03
COMPANY SUPERVISION	MEWBOURNE OIL COMPANY	637.50	0.195498190	124.63
COMPANY SUPERVISION	MEWBOURNE OIL COMPANY	637.50	0.195498190	124.63
COMPANY SUPERVISION	MEWBOURNE OIL COMPANY	1,275.00	0.195498190	249.26
COMPANY SUPERVISION	MEWBOURNE OIL COMPANY	433.50	0.195498190	84.75
COMPRESSOR MAINTENANCE	G&A FABRICATION LLC	175.86	0.195498190	34.38
COMPRESSOR MAINTENANCE	G&A FABRICATION LLC	141.92	0.195498190	27.75
COMPRESSOR MAINTENANCE	G&A FABRICATION LLC	141.92	0.195498190	27.75
COMPRESSOR RENTAL/SERVICES	GUNS UP SERVICES	113.58	0.195498190	22.20
COMPRESSOR RENTAL/SERVICES	GUNS UP SERVICES	30.28	0.195498190	5.92
COMPRESSOR RENTAL/SERVICES	BASELINE ENERGY SERVICES	59.92	0.195498190	11.72
COMPRESSOR RENTAL/SERVICES	KODIAK GAS SERVICES LLC	937.05	0.195498190	183.19
COMPRESSOR RENTAL/SERVICES	KODIAK GAS SERVICES LLC	4,747.51	0.195498190	928.13
FUEL, POWER & ELECTRICAL	XCEL ENERGY	423.87	0.195498190	82.86
LEASE MAINTENANCE	MEWBOURNE OIL COMPANY	95.10	0.195498190	18.59
LEASE MAINTENANCE	AMERICAN MILLENNIUM COR	21.42	0.195498190	4.19
LEASE MAINTENANCE	K&S OILFIELD SUPPLIES LLC	108.44	0.195498190	21.20
LEASE MAINTENANCE	K&S OILFIELD SUPPLIES LLC	116.42	0.195498190	22.76
LEASE MAINTENANCE	CARLSBAD AUTOMATION SER	257.70	0.195498190	50.38
LEASE MAINTENANCE	TURNCO ENTERPRISES LLC	71.25	0.195498190	13.93
LEASE MAINTENANCE	TURNCO ENTERPRISES LLC	21.92	0.195498190	4.29
LEASE MAINTENANCE	TURNCO ENTERPRISES LLC	43.84	0.195498190	8.57
LEASE MAINTENANCE	TURNCO ENTERPRISES LLC	322.44	0.195498190	63.03
LEASE MAINTENANCE	MEWBOURNE OIL COMPANY	387.50	0.195498190	75.76
LEASE MAINTENANCE	MEWBOURNE OIL COMPANY	387.50	0.195498190	75.76

## MEWBOURNE OIL COMPANY

TOM M RAGSDALE  
400 N SAM HOUSTON PARKWAY EAST  
SUITE 601  
HOUSTON, TX 77060

INVOICE NO.: 202006-00692  
INVOICE DATE: 6-30-2020  
OWNER: 035904-1  
BILLING FOR: June 2020

REFERENCE/DESCRIPTION OF CHARGES		GROSS CHARGES	WORKING INTEREST	NET CHARGE
MISCELLANEOUS EQUIPMENT RENTAL	MEWBOURNE OIL COMPANY	147.00	0.195498190	28.74
OVERHEAD-FIXED RATE	MEWBOURNE OIL COMPANY	881.16	0.195498190	172.27
PRIME MOVER MAINTENANCE	ODESSA PUMPS & EQUIPMENT	57.28	0.195498190	11.20
PRIME MOVER MAINTENANCE	HR COMPRESSION & SERVICE	660.04	0.195498190	129.03
PROFESSIONAL SERVICES	PRICE ENERGY CONSULTING I	60.00	0.195498190	11.73
PUMPING	MEWBOURNE OIL COMPANY	875.00	0.195498190	171.06
PUMPING	MEWBOURNE OIL COMPANY	656.25	0.195498190	128.30
SALT WATER DISPOSAL	OWL SWD OPERATING LLC	4,291.74	0.195498190	839.02
SALT WATER DISPOSAL	NGL WATER SOLUTIONS PERM	118.67	0.195498190	23.20
SALT WATER DISPOSAL	LIMESTONE BASIN PROPERTIE	282.50	0.195498190	55.23
SITE RESTORATION & EXCAVATION	TRINITY OILFIELD SERVICES &	127.08	0.195498190	24.84
Total Lease Operating Expense Cost		19,750.94		3,861.28
<b>62958000-30 SUBTOTAL</b>		<b>19,750.94</b>	<b>3,861.28</b>	
<b>PROPERTY 62958000 TOTAL</b>		<b>19,750.94</b>	<b>3,861.28</b>	
<b>PROPERTY: 62959000 62959000-20 GAZELLE 22 B3NC FED COM 1H</b>				
<u>Intangible Well Cost</u>				
TRANSPORTATION	DIVINE WIRELINE SOLUTIONS	-470.19	0.001524840	-0.72
Total Intangible Well Cost Cost		-470.19		-0.72
<u>Equipment Beyond Wellhead</u>				
ELECTRICAL INSTALLATIONS	INGRAM PROFESSIONAL SERV	-52.15	0.001524840	-0.08
ELECTRICAL INSTALLATIONS	INGRAM PROFESSIONAL SERV	-2,153.20	0.001524840	-3.28
Total Equipment Beyond Wellhead Cost		-2,205.35		-3.36
<b>62959000-20 SUBTOTAL</b>		<b>-2,675.54</b>	<b>-4.08</b>	
<b>PROPERTY: 62959000 62959000-30 GAZELLE 22 B3NC FED COM 1H</b>				
<u>Lease Operating Expense</u>				
OVERHEAD-FIXED RATE	MEWBOURNE OIL COMPANY	-837.60	0.001500000	-1.28
CHEMICALS-WATER TREATING	IMPERATIVE CHEMICAL PART	-118.95	0.001524840	-0.18
CHEMICALS-WATER TREATING	IMPERATIVE CHEMICAL PART	-232.25	0.001524840	-0.35
CHEMICALS-WATER TREATING	IMPERATIVE CHEMICAL PART	-118.95	0.001524840	-0.18
COMPANY SUPERVISION	MEWBOURNE OIL COMPANY	-1,250.00	0.001524840	-1.91
COMPANY SUPERVISION	MEWBOURNE OIL COMPANY	-625.00	0.001524840	-0.95
COMPRESSOR MAINTENANCE	G&A FABRICATION LLC	-144.93	0.001524840	-0.22
COMPRESSOR MAINTENANCE	G&A FABRICATION LLC	-92.88	0.001524840	-0.14
COMPRESSOR MAINTENANCE	G&A FABRICATION LLC	-230.68	0.001524840	-0.35
COMPRESSOR MAINTENANCE	G&A FABRICATION LLC	-114.60	0.001524840	-0.17
COMPRESSOR MAINTENANCE	G&A FABRICATION LLC	-163.88	0.001524840	-0.25
COMPRESSOR RENTAL/SERVICES	R360 ENVIRONMENTAL SOLUT	-736.82	0.001524840	-1.12
COMPRESSOR RENTAL/SERVICES	BASELINE ENERGY SERVICES	-130.82	0.001524840	-0.20
FUEL, POWER & ELECTRICAL	PILOT THOMAS LOGISTICS LL	-79.85	0.001524840	-0.12
FUEL, POWER & ELECTRICAL	PILOT THOMAS LOGISTICS LL	-74.04	0.001524840	-0.11



## MEWBOURNE OIL COMPANY

TOM M RAGSDALE  
400 N SAM HOUSTON PARKWAY EAST  
SUITE 601  
HOUSTON, TX 77060

**INVOICE NO.:** 202006-00692  
**INVOICE DATE:** 6-30-2020  
**OWNER:** 035904-1  
**BILLING FOR:** June 2020

REFERENCE/DESCRIPTION OF CHARGES		GROSS CHARGES	WORKING INTEREST	NET CHARGE
FUEL, POWER & ELECTRICAL	PILOT THOMAS LOGISTICS LL	-274.66	0.001524840	-0.42
FUEL, POWER & ELECTRICAL	PILOT THOMAS LOGISTICS LL	-83.02	0.001524840	-0.13
LEASE MAINTENANCE	CUSTOM WELDING OF HOBBS	-909.53	0.001524840	-1.39
LEASE MAINTENANCE	BAKER HUGHES OILFIELD	-1,302.03	0.001524840	-1.99
LEASE MAINTENANCE	AMERICAN MILLENNIUM COR	-14.92	0.001524840	-0.02
LEASE MAINTENANCE	7B ROUSTABOUT LLC	-65.00	0.001524840	-0.10
LEASE MAINTENANCE	7B ROUSTABOUT LLC	-357.50	0.001524840	-0.55
LEASE MAINTENANCE	7B ROUSTABOUT LLC	-162.50	0.001524840	-0.25
LEASE MAINTENANCE	7B ROUSTABOUT LLC	-162.50	0.001524840	-0.25
LEASE MAINTENANCE	K&S OILFIELD SUPPLIES LLC	-64.92	0.001524840	-0.10
LEASE MAINTENANCE	K&S OILFIELD SUPPLIES LLC	-511.98	0.001524840	-0.78
LEASE MAINTENANCE	K&S OILFIELD SUPPLIES LLC	-601.59	0.001524840	-0.92
LEASE MAINTENANCE	K&S OILFIELD SUPPLIES LLC	-992.52	0.001524840	-1.51
LEASE MAINTENANCE	G&A FABRICATION LLC	-1,476.08	0.001524840	-2.25
LEASE MAINTENANCE	TURNCO ENTERPRISES LLC	-71.25	0.001524840	-0.11
LEASE MAINTENANCE	TURNCO ENTERPRISES LLC	-71.25	0.001524840	-0.11
LEASE MAINTENANCE	TURNCO ENTERPRISES LLC	-45.00	0.001524840	-0.07
LEASE MAINTENANCE	TURNCO ENTERPRISES LLC	-95.00	0.001524840	-0.14
LEASE MAINTENANCE	TURNCO ENTERPRISES LLC	-95.00	0.001524840	-0.14
LEASE MAINTENANCE	TURNCO ENTERPRISES LLC	-190.00	0.001524840	-0.29
LEASE MAINTENANCE	INGRAM PROFESSIONAL SERV	-80.56	0.001524840	-0.12
LEASE MAINTENANCE	TRINITY OILFIELD SERVICES &	-237.37	0.001524840	-0.36
LEASE MAINTENANCE	EP&S LLC	-120.64	0.001524840	-0.18
LEASE MAINTENANCE	EP&S LLC	-119.83	0.001524840	-0.18
LEASE MAINTENANCE	WILDCAT PUMP & ENGINE REI	-481.55	0.001524840	-0.73
LEASE MAINTENANCE	WILDCAT PUMP & ENGINE REI	-240.75	0.001524840	-0.37
LEASE MAINTENANCE	WILDCAT PUMP & ENGINE REI	-329.34	0.001524840	-0.50
LEASE MAINTENANCE	WILDCAT PUMP & ENGINE REI	-322.26	0.001524840	-0.49
LEASE MAINTENANCE	WILDCAT PUMP & ENGINE REI	-145.30	0.001524840	-0.22
LEASE MAINTENANCE	WILDCAT PUMP & ENGINE REI	-145.30	0.001524840	-0.22
LEASE MAINTENANCE	AY TRUCKING INC	-113.01	0.001524840	-0.17
LEASE MAINTENANCE	AY TRUCKING INC	-177.39	0.001524840	-0.27
LEASE MAINTENANCE	MEWBOURNE OIL COMPANY	-193.75	0.001524840	-0.30
LEASE MAINTENANCE	MEWBOURNE OIL COMPANY	-387.50	0.001524840	-0.59
MISCELLANEOUS EQUIPMENT RENTAL	MEWBOURNE OIL COMPANY	-243.60	0.001524840	-0.37
MISCELLANEOUS EQUIPMENT RENTAL	SUNDOWN ENVIRO LLC	-10,761.50	0.001524840	-16.41
MISCELLANEOUS EQUIPMENT RENTAL	TRINITY OILFIELD SERVICES &	-553.15	0.001524840	-0.84
PUMPING	MEWBOURNE OIL COMPANY	-875.00	0.001524840	-1.33
PUMPING	MEWBOURNE OIL COMPANY	-656.25	0.001524840	-1.00
SALT WATER DISPOSAL	OWL SWD OPERATING LLC	-6,071.48	0.001524840	-9.26
SALT WATER DISPOSAL	OWL SWD OPERATING LLC	-5,105.27	0.001524840	-7.78
SALT WATER DISPOSAL	NGL WATER SOLUTIONS PERM	-32.97	0.001524840	-0.05

## MEWBOURNE OIL COMPANY

TOM M RAGSDALE  
400 N SAM HOUSTON PARKWAY EAST  
SUITE 601  
HOUSTON, TX 77060

INVOICE NO.: 202006-00692  
INVOICE DATE: 6-30-2020  
OWNER: 035904-1  
BILLING FOR: June 2020

REFERENCE/DESCRIPTION OF CHARGES		GROSS CHARGES	WORKING INTEREST	NET CHARGE
SALT WATER DISPOSAL	NGL WATER SOLUTIONS PERM	-686.41	0.001524840	-1.05
SALT WATER DISPOSAL	NGL WATER SOLUTIONS PERM	-3,475.87	0.001524840	-5.30
SALT WATER DISPOSAL	QATAR LLC	-686.24	0.001524840	-1.05
SALT WATER DISPOSAL	LIMESTONE BASIN PROPERTIE	-336.04	0.001524840	-0.51
SITE RESTORATION & EXCAVATION	R360 ENVIRONMENTAL SOLU	-108.07	0.001524840	-0.16
SITE RESTORATION & EXCAVATION	HALL ENVIRONMENTAL ANAI	-39.24	0.001524840	-0.06
SITE RESTORATION & EXCAVATION	SUNDANCE SERVICES WEST I	-80.48	0.001524840	-0.12
Total Lease Operating Expense Cost		-45,303.62		-69.04
<u>Lease Operating Expense</u>				
OVERHEAD-FIXED RATE	MEWBOURNE OIL COMPANY	-881.16	0.001500000	-1.34
CHEMICALS-WATER TREATING	IMPERATIVE CHEMICAL PART	-264.66	0.001524840	-0.40
COMPRESSOR MAINTENANCE	G&A FABRICATION LLC	-179.39	0.001524840	-0.27
COMPRESSOR MAINTENANCE	G&A FABRICATION LLC	-178.78	0.001524840	-0.27
COMPRESSOR MAINTENANCE	G&A FABRICATION LLC	-164.77	0.001524840	-0.25
COMPRESSOR MAINTENANCE	G&A FABRICATION LLC	-69.16	0.001524840	-0.11
COMPRESSOR MAINTENANCE	G&A FABRICATION LLC	-187.20	0.001524840	-0.29
COMPRESSOR RENTAL/SERVICES	GRAVITY OILFIELD SERVICES	-74.88	0.001524840	-0.11
COMPRESSOR RENTAL/SERVICES	GRAVITY OILFIELD SERVICES	-74.88	0.001524840	-0.11
COMPRESSOR RENTAL/SERVICES	GRAVITY OILFIELD SERVICES	-805.08	0.001524840	-1.23
COMPRESSOR RENTAL/SERVICES	GRAVITY OILFIELD SERVICES	-753.14	0.001524840	-1.15
COMPRESSOR RENTAL/SERVICES	GRAVITY OILFIELD SERVICES	-70.06	0.001524840	-0.11
COMPRESSOR RENTAL/SERVICES	GRAVITY OILFIELD SERVICES	-322.22	0.001524840	-0.49
COMPRESSOR RENTAL/SERVICES	GRAVITY OILFIELD SERVICES	-74.88	0.001524840	-0.11
LEASE MAINTENANCE	CUSTOM WELDING OF HOBBS	-74.43	0.001524840	-0.11
LEASE MAINTENANCE	CUSTOM WELDING OF HOBBS	-225.30	0.001524840	-0.34
LEASE MAINTENANCE	BAKER HUGHES OILFIELD	-56.24	0.001524840	-0.09
LEASE MAINTENANCE	BAKER HUGHES OILFIELD	-89.09	0.001524840	-0.14
LEASE MAINTENANCE	GARNER PUMP & SUPPLY INC	-266.49	0.001524840	-0.41
LEASE MAINTENANCE	AMERICAN MILLENNIUM COR	-17.61	0.001524840	-0.03
LEASE MAINTENANCE	THE GASCO MANUFACTURING	-172.69	0.001524840	-0.26
LEASE MAINTENANCE	KEYSTONE PUMP & SUPPLY LI	-64.81	0.001524840	-0.10
LEASE MAINTENANCE	K&S OILFIELD SUPPLIES LLC	-125.56	0.001524840	-0.19
LEASE MAINTENANCE	TURNCO ENTERPRISES LLC	-47.50	0.001524840	-0.07
LEASE MAINTENANCE	TURNCO ENTERPRISES LLC	-23.75	0.001524840	-0.04
LEASE MAINTENANCE	TURNCO ENTERPRISES LLC	-95.00	0.001524840	-0.14
LEASE MAINTENANCE	TURNCO ENTERPRISES LLC	-137.50	0.001524840	-0.21
LEASE MAINTENANCE	TURNCO ENTERPRISES LLC	-71.25	0.001524840	-0.11
LEASE MAINTENANCE	TURNCO ENTERPRISES LLC	-47.50	0.001524840	-0.07
LEASE MAINTENANCE	TURNCO ENTERPRISES LLC	-166.25	0.001524840	-0.25
LEASE MAINTENANCE	INGRAM PROFESSIONAL SERV	-2,066.79	0.001524840	-3.15
LEASE MAINTENANCE	INGRAM PROFESSIONAL SERV	-93.23	0.001524840	-0.14

## MEWBOURNE OIL COMPANY

TOM M RAGSDALE  
400 N SAM HOUSTON PARKWAY EAST  
SUITE 601  
HOUSTON, TX 77060

INVOICE NO.: 202006-00692  
INVOICE DATE: 6-30-2020  
OWNER: 035904-1  
BILLING FOR: June 2020

REFERENCE/DESCRIPTION OF CHARGES		GROSS CHARGES	WORKING INTEREST	NET CHARGE
LEASE MAINTENANCE	INGRAM PROFESSIONAL SERV	-108.77	0.001524840	-0.17
LEASE MAINTENANCE	EP&S LLC	-658.28	0.001524840	-1.00
LEASE MAINTENANCE	WILDCAT PUMP & ENGINE REI	-1,122.11	0.001524840	-1.71
LEASE MAINTENANCE	MEWBOURNE OIL COMPANY	-193.75	0.001524840	-0.30
LEASE MAINTENANCE	MEWBOURNE OIL COMPANY	-193.75	0.001524840	-0.30
MISCELLANEOUS EQUIPMENT RENTAL	MEWBOURNE OIL COMPANY	-260.40	0.001524840	-0.40
PROFESSIONAL SERVICES	PRICE ENERGY CONSULTING I	-75.00	0.001524840	-0.11
PUMPING	MEWBOURNE OIL COMPANY	-875.00	0.001524840	-1.33
PUMPING	MEWBOURNE OIL COMPANY	-656.25	0.001524840	-1.00
SALT WATER DISPOSAL	OWL SWD OPERATING LLC	-12,431.61	0.001524840	-18.96
SALT WATER DISPOSAL	LIMESTONE BASIN PROPERTIE	-818.28	0.001524840	-1.25
SITE RESTORATION & EXCAVATION	TRINITY OILFIELD SERVICES &	-4,125.52	0.001524840	-6.29
Total Lease Operating Expense Cost		-29,459.97		-44.91
<b>62959000-30 SUBTOTAL</b>		<b>-74,763.59</b>	<b>-113.95</b>	
<b>PROPERTY 62959000 TOTAL</b>		<b>-77,439.13</b>	<b>-118.03</b>	
<b>PROPERTY: 72185000 72185000-10 CREEDENCE 21/16 W0FC ST COM 4H</b>				
<u>Intangible Well Cost</u>				
INSPECTION & REPAIR SERVICES	DUKE OILFIELD SERVICES LLC	217.45	0.006363620	1.38
INSPECTION & REPAIR SERVICES	BELARCO INDUSTRIAL CLEAN	665.00	0.006363620	4.23
PERMITS AND SURVEYS	RRC SURVEYING LLC	893.23	0.006363620	5.68
WELL / LEASE LEGAL	SCHUTZ ABSTRACT COMPANY	266.76	0.006363620	1.70
Total Intangible Well Cost Cost		2,042.44		12.99
<b>72185000-10 SUBTOTAL</b>		<b>2,042.44</b>	<b>12.99</b>	
<b>PROPERTY: 72185000 72185000-20 CREEDENCE 21/16 W0FC ST COM 4H</b>				
<u>Intangible Well Cost</u>				
COMPANY SUPERVISION	MEWBOURNE OIL COMPANY	1,275.00	0.006363620	8.11
COMPANY SUPERVISION	MEWBOURNE OIL COMPANY	1,593.75	0.006363620	10.14
COMPANY SUPERVISION	MEWBOURNE OIL COMPANY	637.50	0.006363620	4.06
EQUIPMENT RENTAL	TRIPLE T'S LINING LLC	305.77	0.006363620	1.95
WELDING & CONSTRUCTION	MEWBOURNE OIL COMPANY	775.00	0.006363620	4.93
WELDING & CONSTRUCTION	MEWBOURNE OIL COMPANY	3,487.50	0.006363620	22.19
Total Intangible Well Cost Cost		8,074.52		51.38
<u>Equipment Beyond Wellhead</u>				
ELECTRICAL INSTALLATIONS	INGRAM PROFESSIONAL SERV	7,631.41	0.006363620	48.56
ELECTRICAL INSTALLATIONS	INGRAM PROFESSIONAL SERV	565.80	0.006363620	3.60
ELECTRICAL INSTALLATIONS	INGRAM PROFESSIONAL SERV	3,191.61	0.006363620	20.31
MISC. VALVES & FITTINGS	K&S OILFIELD SUPPLIES LLC	98,091.67	0.006363620	624.22
MISC. VALVES & FITTINGS	STANDARD OIL FIELD SUPPLY	1.97	0.006363620	0.01
MISC. VALVES & FITTINGS	STANDARD OIL FIELD SUPPLY	122.42	0.006363620	0.78
PRODUCTION EQUIP INSTALLATION	7B ROUSTABOUT LLC	1,442.50	0.006363620	9.18

## MEWBOURNE OIL COMPANY

TOM M RAGSDALE  
400 N SAM HOUSTON PARKWAY EAST  
SUITE 601  
HOUSTON, TX 77060

INVOICE NO.: 202006-00692  
INVOICE DATE: 6-30-2020  
OWNER: 035904-1  
BILLING FOR: June 2020

REFERENCE/DESCRIPTION OF CHARGES		GROSS CHARGES	WORKING INTEREST	NET CHARGE
PRODUCTION EQUIP INSTALLATION	VAPROX LLC	157.69	0.006363620	1.00
PRODUCTION EQUIP INSTALLATION	VAPROX LLC	78.84	0.006363620	0.50
Total Equipment Beyond Wellhead Cost		111,283.91		708.16
<b>72185000-20 SUBTOTAL</b>		<b>119,358.43</b>	<b>759.54</b>	
<b>PROPERTY: 72185000 72185000-30 CREEDENCE 21/16 W0FC ST COM 4H</b>				
<u>Lease Operating Expense</u>				
LEASE MAINTENANCE	MEWBOURNE OIL COMPANY	95.10	0.006363620	0.61
Total Lease Operating Expense Cost		95.10		0.61
<b>72185000-30 SUBTOTAL</b>		<b>95.10</b>	<b>0.61</b>	
<b>PROPERTY 72185000 TOTAL</b>		<b>121,495.97</b>	<b>773.14</b>	
<b>72185000PREPAYMENTS</b>				<b>-773.14</b>
<b>PROPERTY: 72186000 72186000-10 CREEDENCE 21/16 W1FC ST COM 3H</b>				
<u>Intangible Well Cost</u>				
INSPECTION & REPAIR SERVICES	DUKE OILFIELD SERVICES LLC	217.47	0.006363620	1.38
INSPECTION & REPAIR SERVICES	BELARCO INDUSTRIAL CLEAN	665.00	0.006363620	4.23
MUD	ANCHOR DRILLING FLUIDS US	546.65	0.006363620	3.48
PERMITS AND SURVEYS	RRC SURVEYING LLC	893.23	0.006363620	5.68
Total Intangible Well Cost Cost		2,322.35		14.77
<b>72186000-10 SUBTOTAL</b>		<b>2,322.35</b>	<b>14.77</b>	
<b>PROPERTY: 72186000 72186000-20 CREEDENCE 21/16 W1FC ST COM 3H</b>				
<u>Intangible Well Cost</u>				
COMPANY SUPERVISION	MEWBOURNE OIL COMPANY	1,275.00	0.006363620	8.11
COMPANY SUPERVISION	MEWBOURNE OIL COMPANY	1,593.75	0.006363620	10.14
COMPANY SUPERVISION	MEWBOURNE OIL COMPANY	637.50	0.006363620	4.06
EQUIPMENT RENTAL	TRIPLE T'S LINING LLC	305.79	0.006363620	1.95
WELDING & CONSTRUCTION	MEWBOURNE OIL COMPANY	3,487.50	0.006363620	22.19
WELDING & CONSTRUCTION	MEWBOURNE OIL COMPANY	775.00	0.006363620	4.93
Total Intangible Well Cost Cost		8,074.54		51.38
<u>Equipment Beyond Wellhead</u>				
ELECTRICAL INSTALLATIONS	INGRAM PROFESSIONAL SERV	7,631.32	0.006363620	48.56
ELECTRICAL INSTALLATIONS	INGRAM PROFESSIONAL SERV	565.86	0.006363620	3.60
ELECTRICAL INSTALLATIONS	INGRAM PROFESSIONAL SERV	3,191.68	0.006363620	20.31
MISC. VALVES & FITTINGS	K&S OILFIELD SUPPLIES LLC	98,093.12	0.006363620	624.23
MISC. VALVES & FITTINGS	STANDARD OIL FIELD SUPPLY	1.97	0.006363620	0.01
MISC. VALVES & FITTINGS	STANDARD OIL FIELD SUPPLY	122.47	0.006363620	0.78
PRODUCTION EQUIP INSTALLATION	7B ROUSTABOUT LLC	1,442.50	0.006363620	9.18
PRODUCTION EQUIP INSTALLATION	VAPROX LLC	157.69	0.006363620	1.00
PRODUCTION EQUIP INSTALLATION	VAPROX LLC	78.85	0.006363620	0.50
Total Equipment Beyond Wellhead Cost		111,285.46		708.17

## MEWBOURNE OIL COMPANY

TOM M RAGSDALE  
 400 N SAM HOUSTON PARKWAY EAST  
 SUITE 601  
 HOUSTON, TX 77060

**INVOICE NO.:** 202006-00692  
**INVOICE DATE:** 6-30-2020  
**OWNER:** 035904-1  
**BILLING FOR:** June 2020

REFERENCE/DESCRIPTION OF CHARGES	GROSS CHARGES	WORKING INTEREST	NET CHARGE
<b>72186000-20 SUBTOTAL</b>	<b>119,360.00</b>	<b>759.55</b>	
<b>PROPERTY: 72186000 72186000-30 CREEDENCE 21/16 W1FC ST COM 3H</b>			
<u>Lease Operating Expense</u>			
LEASE MAINTENANCE MEWBOURNE OIL COMPANY	95.10	0.006363620	0.61
Total Lease Operating Expense Cost	95.10		0.61
<b>72186000-30 SUBTOTAL</b>	<b>95.10</b>	<b>0.61</b>	
<b>PROPERTY 72186000 TOTAL</b>	<b>121,777.45</b>	<b>774.93</b>	
<b>72186000PREPAYMENTS</b>			<b>-774.93</b>



**MEWBOURNE OIL COMPANY**

MEWBOURNE OIL COMPANY  
P O BOX 7698  
TYLER, TX 75711-7698

TOM M RAGSDALE  
400 N SAM HOUSTON PARKWAY EAST  
SUITE 601  
HOUSTON, TX 77060

**INVOICE NO.:** 202001-11482

**INVOICE DATE:** 1-31-2020

**OWNER:** 035904-1

**BILLING FOR:** January 2020

**BALANCE FORWARD**

231,590.76

CURRENT PERIOD ADJUSTMENT					AMOUNT			
RECEIPTS								
PAYMENT #: 1653 PAYMENT DATE: 12/13/2019					-28,701.40			
PAYMENT #: 1653 PAYMENT DATE: 12/13/2019					-39,650.64			
PAYMENT #: 1653 PAYMENT DATE: 12/13/2019					-20,086.31			
PAYMENT #: 1653 PAYMENT DATE: 12/13/2019					-16,030.48			
PAYMENT #: 1653 PAYMENT DATE: 12/13/2019					-22,121.75			
PAYMENT #: 1653 PAYMENT DATE: 12/13/2019					-27,500.63			
PAYMENT #: 1653 PAYMENT DATE: 12/13/2019					-21,313.47			
PAYMENT #: 1653 PAYMENT DATE: 12/13/2019					-24,595.32			
TOTAL CURRENT PERIOD ADJUSTMENT					-200,000.00			
CURRENT CHARGES					GROSS	INTEREST	NET	
62390000 - PRONGHORN 15 B3BO FED COM 1H					TIER : 20	3,129.31	0.0683747500	213.97
62390000 - PRONGHORN 15 B3BO FED COM 1H					TIER : 30	31,709.06	0.0683747500	2,168.04
62391000 - PRONGHORN 15 B3CN FED COM 1H					TIER : 30	19,887.98	0.0683747500	1,359.81
62392000 - PRONGHORN 15 B3DM FED COM 1H					TIER : 10	752.98	0.0683747500	51.49
62392000 - PRONGHORN 15 B3DM FED COM 1H					TIER : 20	-6,440.67	0.0683747500	-440.35
62392000 - PRONGHORN 15 B3DM FED COM 1H					TIER : 30	37,360.25	0.0683747500	2,554.45
62774000 - IBEX 10 B3MD FED COM 1H					TIER : 30	39,828.74	0.0519088600	2,067.44
62775000 - IBEX 10 B3NC FED COM 1H					TIER : 30	37,812.23	0.0519088600	1,962.76
62776000 - IBEX 10 B3OB FED COM 1H					TIER : 30	35,781.36	0.0310932000	1,112.50
62906000 - GAZELLE 22 B2MD FED COM 2H					TIER : 30	31,333.59	0.1954981900	6,125.68
62915000 - CREEDENCE 21/16 W0ED ST COM 2H					TIER : 20	235,150.86	0.0063636200	1,496.37
62915000 - CREEDENCE 21/16 W0ED ST COM 2H					TIER : 30	159,903.08	0.0063636200	1,017.60
62916000 - CREEDENCE 21/16 W1ED ST COM 1H					TIER : 20	234,711.81	0.0063636200	1,493.60
62916000 - CREEDENCE 21/16 W1ED ST COM 1H					TIER : 30	162,545.90	0.0063636200	1,034.39
62958000 - GAZELLE 22 B3MD FED COM 1H					TIER : 30	33,045.97	0.1954981900	6,460.42
72185000 - CREEDENCE 21/16 W0FC ST COM 4H					TIER : 10	1,369,494.45	0.0063636200	8,714.97
72185000 - CREEDENCE 21/16 W0FC ST COM 4H					TIER : 20	52,620.13	0.0063636200	334.85
72186000 - CREEDENCE 21/16 W1FC ST COM 3H					TIER : 10	102,188.46	0.0063636200	650.29
72186000 - CREEDENCE 21/16 W1FC ST COM 3H					TIER : 20	1,562.50	0.0063636200	9.94
TOTAL CURRENT CHARGES						2,582,377.99		38,388.22
APPLIED ADVANCES								
62774000 - IBEX 10 B3MD FED COM 1H								-2,067.44
62915000 - CREEDENCE 21/16 W0ED ST COM 2H								-2,513.97
62916000 - CREEDENCE 21/16 W1ED ST COM 1H								-2,527.99
72185000 - CREEDENCE 21/16 W0FC ST COM 4H								-9,049.82
72186000 - CREEDENCE 21/16 W1FC ST COM 3H								-660.23

## MEWBOURNE OIL COMPANY

TOM M RAGSDALE  
400 N SAM HOUSTON PARKWAY EAST  
SUITE 601  
HOUSTON, TX 77060

**INVOICE NO.:** 202001-11482  
**INVOICE DATE:** 1-31-2020  
**OWNER:** 035904-1  
**BILLING FOR:** January 2020

**APPLIED ADVANCES TOTAL**

**-16,819.45**

**INVOICE TOTAL**

**21,568.77**

**OUTSTANDING BALANCE**

**53,159.53**

PLEASE INDICATE INVOICE# 202001-11482  
AND ACCOUNT# 035904-1  
ON REMITTANCE  
PAYMENT DUE 15 DAYS AFTER RECEIPT OF INVOICE PAYABLE IN US DOLLARS

FOR INQUIRIES, PLEASE CONTACT (903) 561-2900

## MEWBOURNE OIL COMPANY

Page 3

TOM M RAGSDALE  
400 N SAM HOUSTON PARKWAY EAST  
SUITE 601  
HOUSTON, TX 77060

INVOICE NO.: 202001-11482  
INVOICE DATE: 1-31-2020  
OWNER: 035904-1  
BILLING FOR: January 2020

REFERENCE/DESCRIPTION OF CHARGES		GROSS CHARGES	WORKING INTEREST	NET CHARGE
<b>PROPERTY: 62390000 62390000-20 PRONGHORN 15 B3BO FED COM 1H</b>				
<u>Intangible Well Cost</u>				
OVERHEAD FIXED RATE	MEWBOURNE OIL COMPANY	3,129.31	0.068374750	213.97
Total Intangible Well Cost Cost		3,129.31		213.97
<b>62390000-20 SUBTOTAL</b>		<b>3,129.31</b>	<b>213.97</b>	
<b>PROPERTY: 62390000 62390000-30 PRONGHORN 15 B3BO FED COM 1H</b>				
<u>Lease Operating Expense</u>				
CHEMICALS-WATER TREATING	IMPERATIVE CHEMICAL PART	83.27	0.068374750	5.69
CHEMICALS-WATER TREATING	IMPERATIVE CHEMICAL PART	238.20	0.068374750	16.28
CHEMICALS-WATER TREATING	IMPERATIVE CHEMICAL PART	226.01	0.068374750	15.45
COMPRESSOR MAINTENANCE	G&A FABRICATION LLC	164.79	0.068374750	11.27
COMPRESSOR RENTAL/SERVICES	TOTAL OPERATIONS & PRODU	4,980.04	0.068374750	340.51
COMPRESSOR RENTAL/SERVICES	TOTAL OPERATIONS & PRODU	4,980.04	0.068374750	340.51
COMPRESSOR RENTAL/SERVICES	BASELINE ENERGY SERVICES	39.65	0.068374750	2.71
COMPRESSOR RENTAL/SERVICES	GRAVITY OILFIELD SERVICES	27.34	0.068374750	1.87
COMPRESSOR RENTAL/SERVICES	GRAVITY OILFIELD SERVICES	293.88	0.068374750	20.09
COMPRESSOR RENTAL/SERVICES	GRAVITY OILFIELD SERVICES	303.68	0.068374750	20.76
CONTRACT SUPERVISION	PACE OILFIELD SERVICES INC	27.70	0.068374750	1.90
CONTRACT SUPERVISION	PACE OILFIELD SERVICES INC	291.53	0.068374750	19.93
CONTRACT SUPERVISION	PACE OILFIELD SERVICES INC	291.53	0.068374750	19.93
CONTRACT SUPERVISION	PACE OILFIELD SERVICES INC	291.53	0.068374750	19.93
CONTRACT SUPERVISION	PACE OILFIELD SERVICES INC	291.53	0.068374750	19.93
CONTRACT SUPERVISION	PACE OILFIELD SERVICES INC	291.53	0.068374750	19.93
CONTRACT SUPERVISION	PACE OILFIELD SERVICES INC	291.53	0.068374750	19.93
FUEL, POWER & ELECTRICAL	XCEL ENERGY	3,644.10	0.068374750	249.17
FUEL, POWER & ELECTRICAL	PILOT THOMAS LOGISTICS LL	86.13	0.068374750	5.89
FUEL, POWER & ELECTRICAL	PILOT THOMAS LOGISTICS LL	102.73	0.068374750	7.02
FUEL, POWER & ELECTRICAL	PILOT THOMAS LOGISTICS LL	28.49	0.068374750	1.95
FUEL, POWER & ELECTRICAL	PILOT THOMAS LOGISTICS LL	11.79	0.068374750	0.81
FUEL, POWER & ELECTRICAL	PILOT THOMAS LOGISTICS LL	27.66	0.068374750	1.89
FUEL, POWER & ELECTRICAL	PILOT THOMAS LOGISTICS LL	8.76	0.068374750	0.60
FUEL, POWER & ELECTRICAL	PILOT THOMAS LOGISTICS LL	7.27	0.068374750	0.50
FUEL, POWER & ELECTRICAL	PILOT THOMAS LOGISTICS LL	9.67	0.068374750	0.66
FUEL, POWER & ELECTRICAL	PILOT THOMAS LOGISTICS LL	22.59	0.068374750	1.54
FUEL, POWER & ELECTRICAL	PILOT THOMAS LOGISTICS LL	56.65	0.068374750	3.87
FUEL, POWER & ELECTRICAL	PILOT THOMAS LOGISTICS LL	42.44	0.068374750	2.90
FUEL, POWER & ELECTRICAL	PILOT THOMAS LOGISTICS LL	30.55	0.068374750	2.09
FUEL, POWER & ELECTRICAL	PILOT THOMAS LOGISTICS LL	45.16	0.068374750	3.09
FUEL, POWER & ELECTRICAL	PILOT THOMAS LOGISTICS LL	35.86	0.068374750	2.45
LEASE MAINTENANCE	T&J VALVE	514.27	0.068374750	35.16

## MEWBOURNE OIL COMPANY

TOM M RAGSDALE  
400 N SAM HOUSTON PARKWAY EAST  
SUITE 601  
HOUSTON, TX 77060

**INVOICE NO.:** 202001-11482  
**INVOICE DATE:** 1-31-2020  
**OWNER:** 035904-1  
**BILLING FOR:** January 2020

REFERENCE/DESCRIPTION OF CHARGES		GROSS CHARGES	WORKING INTEREST	NET CHARGE
LEASE MAINTENANCE	AMERICAN MILLENNIUM COR	25.70	0.068374750	1.76
LEASE MAINTENANCE	K&S OILFIELD SUPPLIES LLC	1,903.93	0.068374750	130.18
LEASE MAINTENANCE	K&S OILFIELD SUPPLIES LLC	56.78	0.068374750	3.88
LEASE MAINTENANCE	K&S OILFIELD SUPPLIES LLC	44.67	0.068374750	3.05
LEASE MAINTENANCE	GUNS UP SERVICES	45.99	0.068374750	3.14
LEASE MAINTENANCE	GUNS UP SERVICES	214.63	0.068374750	14.67
LEASE MAINTENANCE	TURNCO ENTERPRISES LLC	51.80	0.068374750	3.54
LEASE MAINTENANCE	TURNCO ENTERPRISES LLC	190.00	0.068374750	12.99
LEASE MAINTENANCE	TURNCO ENTERPRISES LLC	95.00	0.068374750	6.49
LEASE MAINTENANCE	B & B WELDING INC	553.09	0.068374750	37.82
LEASE MAINTENANCE	AY TRUCKING INC	216.82	0.068374750	14.83
LEASE MAINTENANCE	MEWBOURNE OIL COMPANY	247.50	0.068374750	16.92
MISCELLANEOUS EQUIPMENT RENTAL	MEWBOURNE OIL COMPANY	260.40	0.068374750	17.80
MISCELLANEOUS EQUIPMENT RENTAL	D&H TRUCKING	-3,462.82	0.068374750	-236.77
OVERHEAD-FIXED RATE	MEWBOURNE OIL COMPANY	813.96	0.068374750	55.65
PUMPING	MEWBOURNE OIL COMPANY	850.00	0.068374750	58.12
PUMPING	MEWBOURNE OIL COMPANY	637.50	0.068374750	43.59
SALT WATER DISPOSAL	OWL SWD OPERATING LLC	2,611.50	0.068374750	178.56
SALT WATER DISPOSAL	OWL SWD OPERATING LLC	2,919.14	0.068374750	199.60
SALT WATER DISPOSAL	NGL WATER SOLUTIONS PERM	1,783.77	0.068374750	121.96
SALT WATER DISPOSAL	NGL WATER SOLUTIONS PERM	3,333.07	0.068374750	227.90
SALT WATER DISPOSAL	LIMESTONE BASIN PROPERTIE	192.14	0.068374750	13.14
SITE RESTORATION & EXCAVATION	TRINITY OILFIELD SERVICES &	45.06	0.068374750	3.08
Total Lease Operating Expense Cost		31,709.06		2,168.04

62390000-30 SUBTOTAL

31,709.06

2,168.04

PROPERTY 62390000 TOTAL

34,838.37

2,382.01

PROPERTY: 62391000 62391000-30 PRONGHORN 15 B3CN FED COM 1H

Lease Operating Expense

CHEMICALS-WATER TREATING	IMPERATIVE CHEMICAL PART	130.85	0.068374750	8.95
COMPANY SUPERVISION	MEWBOURNE OIL COMPANY	1,200.00	0.068374750	82.05
COMPANY SUPERVISION	MEWBOURNE OIL COMPANY	1,200.00	0.068374750	82.05
COMPANY SUPERVISION	MEWBOURNE OIL COMPANY	1,200.00	0.068374750	82.05
COMPANY SUPERVISION	MEWBOURNE OIL COMPANY	1,008.00	0.068374750	68.92
COMPRESSOR MAINTENANCE	G&A FABRICATION LLC	164.21	0.068374750	11.23
COMPRESSOR RENTAL/SERVICES	BASELINE ENERGY SERVICES	22.22	0.068374750	1.52
COMPRESSOR RENTAL/SERVICES	GRAVITY OILFIELD SERVICES	14.62	0.068374750	1.00
COMPRESSOR RENTAL/SERVICES	GRAVITY OILFIELD SERVICES	157.19	0.068374750	10.75
COMPRESSOR RENTAL/SERVICES	GRAVITY OILFIELD SERVICES	162.42	0.068374750	11.11
CONTRACT SUPERVISION	PACE OILFIELD SERVICES INC	27.70	0.068374750	1.90
CONTRACT SUPERVISION	PACE OILFIELD SERVICES INC	291.52	0.068374750	19.93
CONTRACT SUPERVISION	PACE OILFIELD SERVICES INC	291.52	0.068374750	19.93

## MEWBOURNE OIL COMPANY

TOM M RAGSDALE  
400 N SAM HOUSTON PARKWAY EAST  
SUITE 601  
HOUSTON, TX 77060

INVOICE NO.: 202001-11482  
INVOICE DATE: 1-31-2020  
OWNER: 035904-1  
BILLING FOR: January 2020

REFERENCE/DESCRIPTION OF CHARGES		GROSS CHARGES	WORKING INTEREST	NET CHARGE
CONTRACT SUPERVISION	PACE OILFIELD SERVICES INC	291.52	0.068374750	19.93
CONTRACT SUPERVISION	PACE OILFIELD SERVICES INC	291.52	0.068374750	19.93
CONTRACT SUPERVISION	PACE OILFIELD SERVICES INC	291.52	0.068374750	19.93
CONTRACT SUPERVISION	PACE OILFIELD SERVICES INC	291.52	0.068374750	19.93
CONTRACT SUPERVISION	PACE OILFIELD SERVICES INC	291.52	0.068374750	19.93
FUEL, POWER & ELECTRICAL	XCEL ENERGY	163.26	0.068374750	11.16
FUEL, POWER & ELECTRICAL	PILOT THOMAS LOGISTICS LLC	55.28	0.068374750	3.78
FUEL, POWER & ELECTRICAL	PILOT THOMAS LOGISTICS LLC	65.93	0.068374750	4.51
FUEL, POWER & ELECTRICAL	PILOT THOMAS LOGISTICS LLC	21.37	0.068374750	1.46
FUEL, POWER & ELECTRICAL	PILOT THOMAS LOGISTICS LLC	8.84	0.068374750	0.60
FUEL, POWER & ELECTRICAL	PILOT THOMAS LOGISTICS LLC	20.75	0.068374750	1.42
FUEL, POWER & ELECTRICAL	PILOT THOMAS LOGISTICS LLC	6.57	0.068374750	0.45
FUEL, POWER & ELECTRICAL	PILOT THOMAS LOGISTICS LLC	5.46	0.068374750	0.37
FUEL, POWER & ELECTRICAL	PILOT THOMAS LOGISTICS LLC	7.25	0.068374750	0.50
FUEL, POWER & ELECTRICAL	PILOT THOMAS LOGISTICS LLC	12.08	0.068374750	0.82
FUEL, POWER & ELECTRICAL	PILOT THOMAS LOGISTICS LLC	30.30	0.068374750	2.07
FUEL, POWER & ELECTRICAL	PILOT THOMAS LOGISTICS LLC	22.70	0.068374750	1.55
FUEL, POWER & ELECTRICAL	PILOT THOMAS LOGISTICS LLC	16.34	0.068374750	1.12
FUEL, POWER & ELECTRICAL	PILOT THOMAS LOGISTICS LLC	24.16	0.068374750	1.65
FUEL, POWER & ELECTRICAL	PILOT THOMAS LOGISTICS LLC	19.19	0.068374750	1.31
LEASE MAINTENANCE	SUNDANCE SERVICES INC	142.19	0.068374750	9.72
LEASE MAINTENANCE	K&S OILFIELD SUPPLIES LLC	92.12	0.068374750	6.30
LEASE MAINTENANCE	K&S OILFIELD SUPPLIES LLC	30.35	0.068374750	2.07
LEASE MAINTENANCE	GUNS UP SERVICES	214.62	0.068374750	14.67
LEASE MAINTENANCE	TURNCO ENTERPRISES LLC	51.77	0.068374750	3.54
LEASE MAINTENANCE	TURNCO ENTERPRISES LLC	95.00	0.068374750	6.49
LEASE MAINTENANCE	AY TRUCKING INC	226.02	0.068374750	15.46
LEASE MAINTENANCE	AY TRUCKING INC	354.79	0.068374750	24.26
LEASE MAINTENANCE	LIMESTONE BASIN PROPERTIES	1,500.00	0.068374750	102.56
MISCELLANEOUS EQUIPMENT RENTAL	MEWBOURNE OIL COMPANY	260.40	0.068374750	17.80
OVERHEAD-FIXED RATE	MEWBOURNE OIL COMPANY	813.96	0.068374750	55.65
PUMPING	MEWBOURNE OIL COMPANY	850.00	0.068374750	58.12
PUMPING	MEWBOURNE OIL COMPANY	637.50	0.068374750	43.59
SALT WATER DISPOSAL	OWL SWD OPERATING LLC	1,946.10	0.068374750	133.07
SALT WATER DISPOSAL	OWL SWD OPERATING LLC	1,595.16	0.068374750	109.07
SALT WATER DISPOSAL	NGL WATER SOLUTIONS PERM	1,337.82	0.068374750	91.47
SALT WATER DISPOSAL	NGL WATER SOLUTIONS PERM	1,782.80	0.068374750	121.90
SALT WATER DISPOSAL	LIMESTONE BASIN PROPERTIES	105.02	0.068374750	7.18
SITE RESTORATION & EXCAVATION	TRINITY OILFIELD SERVICES &	45.03	0.068374750	3.08
Total Lease Operating Expense Cost		19,887.98		1,359.81
62391000-30 SUBTOTAL		19,887.98		1,359.81



## MEWBOURNE OIL COMPANY

TOM M RAGSDALE  
400 N SAM HOUSTON PARKWAY EAST  
SUITE 601  
HOUSTON, TX 77060

INVOICE NO.: 202001-11482  
INVOICE DATE: 1-31-2020  
OWNER: 035904-1  
BILLING FOR: January 2020

REFERENCE/DESCRIPTION OF CHARGES		GROSS CHARGES	WORKING INTEREST	NET CHARGE
<b>PROPERTY 62391000 TOTAL</b>		<b>19,887.98</b>	<b>1,359.81</b>	
<b>PROPERTY: 62392000 62392000-10 PRONGHORN 15 B3DM FED COM 1H</b>				
<u>Tangible Well Cost</u>				
CASING (8.1" - 10.0")	MEWBOURNE OIL COMPANY	752.98	0.068374750	51.49
Total Tangible Well Cost Cost		752.98		51.49
<b>62392000-10 SUBTOTAL</b>		<b>752.98</b>	<b>51.49</b>	
<b>PROPERTY: 62392000 62392000-20 PRONGHORN 15 B3DM FED COM 1H</b>				
<u>Intangible Well Cost</u>				
COMPANY SUPERVISION	MEWBOURNE OIL COMPANY	-675.00	0.068374750	-46.15
COMPANY SUPERVISION	MEWBOURNE OIL COMPANY	-675.00	0.068374750	-46.15
COMPANY SUPERVISION	MEWBOURNE OIL COMPANY	-700.00	0.068374750	-47.86
COMPANY SUPERVISION	MEWBOURNE OIL COMPANY	-700.00	0.068374750	-47.86
COMPANY SUPERVISION	MEWBOURNE OIL COMPANY	-700.00	0.068374750	-47.86
COMPANY SUPERVISION	MEWBOURNE OIL COMPANY	-700.00	0.068374750	-47.86
COMPANY SUPERVISION	MEWBOURNE OIL COMPANY	-600.00	0.068374750	-41.02
COMPANY SUPERVISION	MEWBOURNE OIL COMPANY	-600.00	0.068374750	-41.02
Total Intangible Well Cost Cost		-5,350.00		-365.78
<u>Tangible Well Cost</u>				
CASING (4.1" - 6.0")	MEWBOURNE OIL COMPANY	-1,090.67	0.068374750	-74.57
Total Tangible Well Cost Cost		-1,090.67		-74.57
<b>62392000-20 SUBTOTAL</b>		<b>-6,440.67</b>	<b>-440.35</b>	
<b>PROPERTY: 62392000 62392000-30 PRONGHORN 15 B3DM FED COM 1H</b>				
<u>Lease Operating Expense</u>				
CHEMICALS-WATER TREATING	IMPERATIVE CHEMICAL PART	130.85	0.068374750	8.95
COMPANY SUPERVISION	MEWBOURNE OIL COMPANY	1,200.00	0.068374750	82.05
COMPANY SUPERVISION	MEWBOURNE OIL COMPANY	-600.00	0.068374750	-41.02
COMPANY SUPERVISION	MEWBOURNE OIL COMPANY	1,200.00	0.068374750	82.05
COMPANY SUPERVISION	MEWBOURNE OIL COMPANY	1,200.00	0.068374750	82.05
COMPANY SUPERVISION	MEWBOURNE OIL COMPANY	600.00	0.068374750	41.02
COMPANY SUPERVISION	MEWBOURNE OIL COMPANY	600.00	0.068374750	41.02
COMPRESSOR MAINTENANCE	G&A FABRICATION LLC	164.27	0.068374750	11.23
COMPRESSOR RENTAL/SERVICES	TOTAL OPERATIONS & PRODU	4,980.04	0.068374750	340.51
COMPRESSOR RENTAL/SERVICES	TOTAL OPERATIONS & PRODU	4,980.04	0.068374750	340.51
COMPRESSOR RENTAL/SERVICES	BASELINE ENERGY SERVICES	19.35	0.068374750	1.32
COMPRESSOR RENTAL/SERVICES	GRAVITY OILFIELD SERVICES	19.71	0.068374750	1.35
COMPRESSOR RENTAL/SERVICES	GRAVITY OILFIELD SERVICES	211.86	0.068374750	14.49
COMPRESSOR RENTAL/SERVICES	GRAVITY OILFIELD SERVICES	218.93	0.068374750	14.97
CONTRACT SUPERVISION	PACE OILFIELD SERVICES INC	27.70	0.068374750	1.89
CONTRACT SUPERVISION	PACE OILFIELD SERVICES INC	291.53	0.068374750	19.93
CONTRACT SUPERVISION	PACE OILFIELD SERVICES INC	291.53	0.068374750	19.93

## MEWBOURNE OIL COMPANY

TOM M RAGSDALE  
400 N SAM HOUSTON PARKWAY EAST  
SUITE 601  
HOUSTON, TX 77060

**INVOICE NO.:** 202001-11482  
**INVOICE DATE:** 1-31-2020  
**OWNER:** 035904-1  
**BILLING FOR:** January 2020

REFERENCE/DESCRIPTION OF CHARGES		GROSS CHARGES	WORKING INTEREST	NET CHARGE
CONTRACT SUPERVISION	PACE OILFIELD SERVICES INC	291.53	0.068374750	19.93
CONTRACT SUPERVISION	PACE OILFIELD SERVICES INC	291.53	0.068374750	19.93
CONTRACT SUPERVISION	PACE OILFIELD SERVICES INC	291.53	0.068374750	19.93
CONTRACT SUPERVISION	PACE OILFIELD SERVICES INC	291.53	0.068374750	19.93
CONTRACT SUPERVISION	PACE OILFIELD SERVICES INC	291.53	0.068374750	19.93
FUEL, POWER & ELECTRICAL	XCEL ENERGY	4,022.86	0.068374750	275.06
FUEL, POWER & ELECTRICAL	PILOT THOMAS LOGISTICS LLC	41.14	0.068374750	2.81
FUEL, POWER & ELECTRICAL	PILOT THOMAS LOGISTICS LLC	49.06	0.068374750	3.36
FUEL, POWER & ELECTRICAL	PILOT THOMAS LOGISTICS LLC	25.43	0.068374750	1.74
FUEL, POWER & ELECTRICAL	PILOT THOMAS LOGISTICS LLC	10.52	0.068374750	0.72
FUEL, POWER & ELECTRICAL	PILOT THOMAS LOGISTICS LLC	24.69	0.068374750	1.69
FUEL, POWER & ELECTRICAL	PILOT THOMAS LOGISTICS LLC	7.82	0.068374750	0.53
FUEL, POWER & ELECTRICAL	PILOT THOMAS LOGISTICS LLC	6.50	0.068374750	0.44
FUEL, POWER & ELECTRICAL	PILOT THOMAS LOGISTICS LLC	8.63	0.068374750	0.59
FUEL, POWER & ELECTRICAL	PILOT THOMAS LOGISTICS LLC	16.28	0.068374750	1.11
FUEL, POWER & ELECTRICAL	PILOT THOMAS LOGISTICS LLC	40.83	0.068374750	2.79
FUEL, POWER & ELECTRICAL	PILOT THOMAS LOGISTICS LLC	30.59	0.068374750	2.09
FUEL, POWER & ELECTRICAL	PILOT THOMAS LOGISTICS LLC	22.02	0.068374750	1.51
FUEL, POWER & ELECTRICAL	PILOT THOMAS LOGISTICS LLC	32.56	0.068374750	2.23
FUEL, POWER & ELECTRICAL	PILOT THOMAS LOGISTICS LLC	25.86	0.068374750	1.77
LEASE MAINTENANCE	SUNDANCE SERVICES INC	142.19	0.068374750	9.72
LEASE MAINTENANCE	K&S OILFIELD SUPPLIES LLC	937.07	0.068374750	64.07
LEASE MAINTENANCE	K&S OILFIELD SUPPLIES LLC	92.14	0.068374750	6.30
LEASE MAINTENANCE	K&S OILFIELD SUPPLIES LLC	26.97	0.068374750	1.85
LEASE MAINTENANCE	GUNS UP SERVICES	214.63	0.068374750	14.67
LEASE MAINTENANCE	TURNCO ENTERPRISES LLC	51.79	0.068374750	3.54
LEASE MAINTENANCE	TURNCO ENTERPRISES LLC	475.00	0.068374750	32.48
LEASE MAINTENANCE	TURNCO ENTERPRISES LLC	95.00	0.068374750	6.49
LEASE MAINTENANCE	EP&S LLC	565.64	0.068374750	38.67
LEASE MAINTENANCE	AY TRUCKING INC	226.02	0.068374750	15.45
LEASE MAINTENANCE	AY TRUCKING INC	354.80	0.068374750	24.26
LEASE MAINTENANCE	LIMESTONE BASIN PROPERTIES	1,500.00	0.068374750	102.56
MISCELLANEOUS EQUIPMENT RENTAL	MEWBOURNE OIL COMPANY	260.40	0.068374750	17.80
OVERHEAD-FIXED RATE	MEWBOURNE OIL COMPANY	813.99	0.068374750	55.66
PUMPING	MEWBOURNE OIL COMPANY	850.00	0.068374750	58.12
PUMPING	MEWBOURNE OIL COMPANY	637.50	0.068374750	43.59
SALT WATER DISPOSAL	OWL SWD OPERATING LLC	2,351.72	0.068374750	160.80
SALT WATER DISPOSAL	OWL SWD OPERATING LLC	2,136.75	0.068374750	146.10
SALT WATER DISPOSAL	NGL WATER SOLUTIONS PERM	1,592.65	0.068374750	108.90
SALT WATER DISPOSAL	NGL WATER SOLUTIONS PERM	2,402.91	0.068374750	164.30
SALT WATER DISPOSAL	LIMESTONE BASIN PROPERTIES	140.63	0.068374750	9.61
SALT WATER DISPOSAL	RAZ OIL AND GAS	89.15	0.068374750	6.09

## MEWBOURNE OIL COMPANY

TOM M RAGSDALE  
400 N SAM HOUSTON PARKWAY EAST  
SUITE 601  
HOUSTON, TX 77060

INVOICE NO.: 202001-11482  
INVOICE DATE: 1-31-2020  
OWNER: 035904-1  
BILLING FOR: January 2020

REFERENCE/DESCRIPTION OF CHARGES		GROSS CHARGES	WORKING INTEREST	NET CHARGE
SITE RESTORATION & EXCAVATION	TRINITY OILFIELD SERVICES &	45.05	0.068374750	3.08
Total Lease Operating Expense Cost		37,360.25		2,554.45
<b>62392000-30 SUBTOTAL</b>		<b>37,360.25</b>	<b>2,554.45</b>	
<b>PROPERTY 62392000 TOTAL</b>		<b>31,672.56</b>	<b>2,165.59</b>	
<b>PROPERTY: 62774000 62774000-30 IBEX 10 B3MD FED COM 1H</b>				
<u>Lease Operating Expense</u>				
COMPRESSOR MAINTENANCE	G&A FABRICATION LLC	164.74	0.051908860	8.55
COMPRESSOR RENTAL/SERVICES	BASELINE ENERGY SERVICES	72.52	0.051908860	3.76
COMPRESSOR RENTAL/SERVICES	GRAVITY OILFIELD SERVICES	57.22	0.051908860	2.97
COMPRESSOR RENTAL/SERVICES	GRAVITY OILFIELD SERVICES	615.09	0.051908860	31.93
COMPRESSOR RENTAL/SERVICES	GRAVITY OILFIELD SERVICES	635.59	0.051908860	32.99
COMPRESSOR RENTAL/SERVICES	AUTOMATED WELLHEAD COM	4,642.00	0.051908860	240.96
CONTRACT SUPERVISION	PACE OILFIELD SERVICES INC	27.70	0.051908860	1.44
CONTRACT SUPERVISION	PACE OILFIELD SERVICES INC	291.50	0.051908860	15.13
CONTRACT SUPERVISION	PACE OILFIELD SERVICES INC	291.50	0.051908860	15.13
CONTRACT SUPERVISION	PACE OILFIELD SERVICES INC	291.50	0.051908860	15.13
CONTRACT SUPERVISION	PACE OILFIELD SERVICES INC	291.50	0.051908860	15.13
CONTRACT SUPERVISION	PACE OILFIELD SERVICES INC	291.50	0.051908860	15.13
CONTRACT SUPERVISION	PACE OILFIELD SERVICES INC	291.50	0.051908860	15.13
CONTRACT SUPERVISION	PACE OILFIELD SERVICES INC	291.50	0.051908860	15.13
FUEL, POWER & ELECTRICAL	XCEL ENERGY	409.71	0.051908860	21.27
FUEL, POWER & ELECTRICAL	PILOT THOMAS LOGISTICS LL	141.41	0.051908860	7.34
FUEL, POWER & ELECTRICAL	PILOT THOMAS LOGISTICS LL	168.65	0.051908860	8.75
FUEL, POWER & ELECTRICAL	PILOT THOMAS LOGISTICS LL	61.03	0.051908860	3.17
FUEL, POWER & ELECTRICAL	PILOT THOMAS LOGISTICS LL	25.26	0.051908860	1.31
FUEL, POWER & ELECTRICAL	PILOT THOMAS LOGISTICS LL	59.27	0.051908860	3.08
FUEL, POWER & ELECTRICAL	PILOT THOMAS LOGISTICS LL	18.77	0.051908860	0.97
FUEL, POWER & ELECTRICAL	PILOT THOMAS LOGISTICS LL	15.60	0.051908860	0.81
FUEL, POWER & ELECTRICAL	PILOT THOMAS LOGISTICS LL	20.73	0.051908860	1.08
FUEL, POWER & ELECTRICAL	PILOT THOMAS LOGISTICS LL	47.29	0.051908860	2.46
FUEL, POWER & ELECTRICAL	PILOT THOMAS LOGISTICS LL	118.55	0.051908860	6.16
FUEL, POWER & ELECTRICAL	PILOT THOMAS LOGISTICS LL	88.82	0.051908860	4.61
FUEL, POWER & ELECTRICAL	PILOT THOMAS LOGISTICS LL	63.93	0.051908860	3.32
FUEL, POWER & ELECTRICAL	PILOT THOMAS LOGISTICS LL	94.53	0.051908860	4.91
FUEL, POWER & ELECTRICAL	PILOT THOMAS LOGISTICS LL	75.05	0.051908860	3.90
LEASE MAINTENANCE	T&J VALVE	240.08	0.051908860	12.46
LEASE MAINTENANCE	AMERICAN MILLENNIUM COR	25.70	0.051908860	1.34
LEASE MAINTENANCE	K&S OILFIELD SUPPLIES LLC	1,553.67	0.051908860	80.65
LEASE MAINTENANCE	K&S OILFIELD SUPPLIES LLC	59.79	0.051908860	3.10
LEASE MAINTENANCE	K&S OILFIELD SUPPLIES LLC	378.44	0.051908860	19.64
LEASE MAINTENANCE	K&S OILFIELD SUPPLIES LLC	85.97	0.051908860	4.46

## MEWBOURNE OIL COMPANY

Page 9

TOM M RAGSDALE  
400 N SAM HOUSTON PARKWAY EAST  
SUITE 601  
HOUSTON, TX 77060

INVOICE NO.: 202001-11482  
INVOICE DATE: 1-31-2020  
OWNER: 035904-1  
BILLING FOR: January 2020

REFERENCE/DESCRIPTION OF CHARGES		GROSS CHARGES	WORKING INTEREST	NET CHARGE
LEASE MAINTENANCE	TURNCO ENTERPRISES LLC	51.77	0.051908860	2.68
LEASE MAINTENANCE	LIMESTONE BASIN PROPERTIE	1,500.00	0.051908860	77.86
MISCELLANEOUS EQUIPMENT RENTAL	MEWBOURNE OIL COMPANY	260.40	0.051908860	13.51
OVERHEAD-FIXED RATE	MEWBOURNE OIL COMPANY	837.60	0.051908860	43.48
PUMPING	MEWBOURNE OIL COMPANY	850.00	0.051908860	44.12
PUMPING	MEWBOURNE OIL COMPANY	637.50	0.051908860	33.09
SALT WATER DISPOSAL	OWL SWD OPERATING LLC	5,689.40	0.051908860	295.33
SALT WATER DISPOSAL	OWL SWD OPERATING LLC	6,155.80	0.051908860	319.54
SALT WATER DISPOSAL	NGL WATER SOLUTIONS PERM	3,822.36	0.051908860	198.41
SALT WATER DISPOSAL	NGL WATER SOLUTIONS PERM	6,976.20	0.051908860	362.13
SALT WATER DISPOSAL	LIMESTONE BASIN PROPERTIE	405.19	0.051908860	21.03
SITE RESTORATION & EXCAVATION	TRINITY OILFIELD SERVICES &	45.03	0.051908860	2.34
TREATING,DEHYDRATION,METERING	PRO-KEM INC	294.94	0.051908860	15.31
TREATING,DEHYDRATION,METERING	PRO-KEM INC	294.94	0.051908860	15.31
Total Lease Operating Expense Cost		39,828.74		2,067.44
<b>62774000-30 SUBTOTAL</b>		<b>39,828.74</b>		<b>2,067.44</b>
<b>PROPERTY 62774000 TOTAL</b>		<b>39,828.74</b>		<b>2,067.44</b>
<b>62774000PREPAYMENTS</b>				<b>-2,067.44</b>

**PROPERTY: 62775000 62775000-30 IBEX 10 B3NC FED COM 1H**Lease Operating Expense

CHEMICALS-WATER TREATING	IMPERATIVE CHEMICAL PART	500.18	0.051908860	25.96
CHEMICALS-WATER TREATING	IMPERATIVE CHEMICAL PART	166.53	0.051908860	8.64
CHEMICALS-WATER TREATING	IMPERATIVE CHEMICAL PART	595.34	0.051908860	30.90
CHEMICALS-WATER TREATING	IMPERATIVE CHEMICAL PART	705.37	0.051908860	36.61
COMPRESSOR MAINTENANCE	G&A FABRICATION LLC	164.79	0.051908860	8.55
COMPRESSOR RENTAL/SERVICES	SERVICE COMPRESSION LLC	4,871.35	0.051908860	252.87
COMPRESSOR RENTAL/SERVICES	BASELINE ENERGY SERVICES	32.87	0.051908860	1.70
COMPRESSOR RENTAL/SERVICES	GRAVITY OILFIELD SERVICES	36.24	0.051908860	1.88
COMPRESSOR RENTAL/SERVICES	GRAVITY OILFIELD SERVICES	389.56	0.051908860	20.22
COMPRESSOR RENTAL/SERVICES	GRAVITY OILFIELD SERVICES	402.54	0.051908860	20.90
CONTRACT SUPERVISION	PACE OILFIELD SERVICES INC	27.70	0.051908860	1.44
CONTRACT SUPERVISION	PACE OILFIELD SERVICES INC	291.50	0.051908860	15.13
CONTRACT SUPERVISION	PACE OILFIELD SERVICES INC	291.50	0.051908860	15.13
CONTRACT SUPERVISION	PACE OILFIELD SERVICES INC	291.50	0.051908860	15.13
CONTRACT SUPERVISION	PACE OILFIELD SERVICES INC	291.50	0.051908860	15.13
CONTRACT SUPERVISION	PACE OILFIELD SERVICES INC	291.50	0.051908860	15.13
CONTRACT SUPERVISION	PACE OILFIELD SERVICES INC	291.50	0.051908860	15.13
FUEL, POWER & ELECTRICAL	XCEL ENERGY	413.54	0.051908860	21.47
FUEL, POWER & ELECTRICAL	PILOT THOMAS LOGISTICS LL	97.70	0.051908860	5.07
FUEL, POWER & ELECTRICAL	PILOT THOMAS LOGISTICS LL	116.52	0.051908860	6.05

## MEWBOURNE OIL COMPANY

TOM M RAGSDALE  
400 N SAM HOUSTON PARKWAY EAST  
SUITE 601  
HOUSTON, TX 77060

INVOICE NO.: 202001-11482  
INVOICE DATE: 1-31-2020  
OWNER: 035904-1  
BILLING FOR: January 2020

REFERENCE/DESCRIPTION OF CHARGES		GROSS CHARGES	WORKING INTEREST	NET CHARGE
FUEL, POWER & ELECTRICAL	PILOT THOMAS LOGISTICS LL	57.99	0.051908860	3.01
FUEL, POWER & ELECTRICAL	PILOT THOMAS LOGISTICS LL	24.00	0.051908860	1.25
FUEL, POWER & ELECTRICAL	PILOT THOMAS LOGISTICS LL	56.31	0.051908860	2.92
FUEL, POWER & ELECTRICAL	PILOT THOMAS LOGISTICS LL	17.84	0.051908860	0.93
FUEL, POWER & ELECTRICAL	PILOT THOMAS LOGISTICS LL	14.82	0.051908860	0.77
FUEL, POWER & ELECTRICAL	PILOT THOMAS LOGISTICS LL	19.70	0.051908860	1.02
FUEL, POWER & ELECTRICAL	PILOT THOMAS LOGISTICS LL	29.95	0.051908860	1.56
FUEL, POWER & ELECTRICAL	PILOT THOMAS LOGISTICS LL	75.09	0.051908860	3.90
FUEL, POWER & ELECTRICAL	PILOT THOMAS LOGISTICS LL	56.25	0.051908860	2.92
FUEL, POWER & ELECTRICAL	PILOT THOMAS LOGISTICS LL	40.48	0.051908860	2.10
FUEL, POWER & ELECTRICAL	PILOT THOMAS LOGISTICS LL	59.87	0.051908860	3.11
FUEL, POWER & ELECTRICAL	PILOT THOMAS LOGISTICS LL	47.54	0.051908860	2.47
LEASE MAINTENANCE	CUSTOM WELDING OF HOBBS	3,486.09	0.051908860	180.96
LEASE MAINTENANCE	AMERICAN MILLENNIUM COR	25.70	0.051908860	1.33
LEASE MAINTENANCE	K&S OILFIELD SUPPLIES LLC	59.82	0.051908860	3.11
LEASE MAINTENANCE	K&S OILFIELD SUPPLIES LLC	378.45	0.051908860	19.64
LEASE MAINTENANCE	K&S OILFIELD SUPPLIES LLC	52.26	0.051908860	2.71
LEASE MAINTENANCE	TURNCO ENTERPRISES LLC	51.77	0.051908860	2.68
LEASE MAINTENANCE	TRINITY OILFIELD SERVICES &	685.75	0.051908860	35.60
LEASE MAINTENANCE	LIMESTONE BASIN PROPERTIE	1,500.00	0.051908860	77.86
MISCELLANEOUS EQUIPMENT RENTAL	MEWBOURNE OIL COMPANY	260.40	0.051908860	13.52
OVERHEAD-FIXED RATE	MEWBOURNE OIL COMPANY	837.60	0.051908860	43.48
PUMPING	MEWBOURNE OIL COMPANY	850.00	0.051908860	44.12
PUMPING	MEWBOURNE OIL COMPANY	637.50	0.051908860	33.09
SALT WATER DISPOSAL	OWL SWD OPERATING LLC	5,378.73	0.051908860	279.20
SALT WATER DISPOSAL	OWL SWD OPERATING LLC	3,901.31	0.051908860	202.51
SALT WATER DISPOSAL	NGL WATER SOLUTIONS PERM	3,631.25	0.051908860	188.49
SALT WATER DISPOSAL	NGL WATER SOLUTIONS PERM	4,418.26	0.051908860	229.35
SALT WATER DISPOSAL	LIMESTONE BASIN PROPERTIE	256.80	0.051908860	13.33
SITE RESTORATION & EXCAVATION	TRINITY OILFIELD SERVICES &	45.03	0.051908860	2.34
TREATING,DEHYDRATION,METERING	PRO-KEM INC	294.94	0.051908860	15.31
Total Lease Operating Expense Cost		37,812.23		1,962.76
<b>62775000-30 SUBTOTAL</b>		<b>37,812.23</b>		<b>1,962.76</b>
<b>PROPERTY 62775000 TOTAL</b>		<b>37,812.23</b>		<b>1,962.76</b>
<b>PROPERTY: 62776000 62776000-30 IBEX 10 B3OB FED COM 1H</b>				
<u>Lease Operating Expense</u>				
CHEMICALS-WATER TREATING	IMPERATIVE CHEMICAL PART	83.27	0.031093200	2.59
CHEMICALS-WATER TREATING	IMPERATIVE CHEMICAL PART	238.20	0.031093200	7.41
CHEMICALS-WATER TREATING	IMPERATIVE CHEMICAL PART	226.01	0.031093200	7.03
COMPRESSOR MAINTENANCE	G&A FABRICATION LLC	164.74	0.031093200	5.12
COMPRESSOR RENTAL/SERVICES	NATURAL GAS SERVICES GRO	4,199.74	0.031093200	130.58



## MEWBOURNE OIL COMPANY

TOM M RAGSDALE  
400 N SAM HOUSTON PARKWAY EAST  
SUITE 601  
HOUSTON, TX 77060

**INVOICE NO.:** 202001-11482  
**INVOICE DATE:** 1-31-2020  
**OWNER:** 035904-1  
**BILLING FOR:** January 2020

REFERENCE/DESCRIPTION OF CHARGES		GROSS CHARGES	WORKING INTEREST	NET CHARGE
COMPRESSOR RENTAL/SERVICES	BASELINE ENERGY SERVICES	43.50	0.031093200	1.35
COMPRESSOR RENTAL/SERVICES	GRAVITY OILFIELD SERVICES	43.23	0.031093200	1.34
COMPRESSOR RENTAL/SERVICES	GRAVITY OILFIELD SERVICES	464.73	0.031093200	14.45
COMPRESSOR RENTAL/SERVICES	GRAVITY OILFIELD SERVICES	480.22	0.031093200	14.93
CONTRACT SUPERVISION	PACE OILFIELD SERVICES INC	27.70	0.031093200	0.86
CONTRACT SUPERVISION	PACE OILFIELD SERVICES INC	291.53	0.031093200	9.06
CONTRACT SUPERVISION	PACE OILFIELD SERVICES INC	291.53	0.031093200	9.06
CONTRACT SUPERVISION	PACE OILFIELD SERVICES INC	291.53	0.031093200	9.06
CONTRACT SUPERVISION	PACE OILFIELD SERVICES INC	291.53	0.031093200	9.06
CONTRACT SUPERVISION	PACE OILFIELD SERVICES INC	291.53	0.031093200	9.06
CONTRACT SUPERVISION	PACE OILFIELD SERVICES INC	291.53	0.031093200	9.06
CONTRACT SUPERVISION	PACE OILFIELD SERVICES INC	291.53	0.031093200	9.06
FUEL, POWER & ELECTRICAL	XCEL ENERGY	328.53	0.031093200	10.21
FUEL, POWER & ELECTRICAL	PILOT THOMAS LOGISTICS LLC	78.41	0.031093200	2.44
FUEL, POWER & ELECTRICAL	PILOT THOMAS LOGISTICS LLC	93.53	0.031093200	2.91
FUEL, POWER & ELECTRICAL	PILOT THOMAS LOGISTICS LLC	50.86	0.031093200	1.58
FUEL, POWER & ELECTRICAL	PILOT THOMAS LOGISTICS LLC	21.05	0.031093200	0.66
FUEL, POWER & ELECTRICAL	PILOT THOMAS LOGISTICS LLC	49.39	0.031093200	1.53
FUEL, POWER & ELECTRICAL	PILOT THOMAS LOGISTICS LLC	15.64	0.031093200	0.49
FUEL, POWER & ELECTRICAL	PILOT THOMAS LOGISTICS LLC	12.99	0.031093200	0.40
FUEL, POWER & ELECTRICAL	PILOT THOMAS LOGISTICS LLC	17.28	0.031093200	0.54
FUEL, POWER & ELECTRICAL	PILOT THOMAS LOGISTICS LLC	35.72	0.031093200	1.11
FUEL, POWER & ELECTRICAL	PILOT THOMAS LOGISTICS LLC	89.58	0.031093200	2.78
FUEL, POWER & ELECTRICAL	PILOT THOMAS LOGISTICS LLC	67.11	0.031093200	2.09
FUEL, POWER & ELECTRICAL	PILOT THOMAS LOGISTICS LLC	48.30	0.031093200	1.50
FUEL, POWER & ELECTRICAL	PILOT THOMAS LOGISTICS LLC	71.42	0.031093200	2.22
FUEL, POWER & ELECTRICAL	PILOT THOMAS LOGISTICS LLC	56.71	0.031093200	1.76
LEASE MAINTENANCE	T&J VALVE	706.46	0.031093200	21.97
LEASE MAINTENANCE	AMERICAN MILLENNIUM CORP	25.70	0.031093200	0.80
LEASE MAINTENANCE	K&S OILFIELD SUPPLIES LLC	56.74	0.031093200	1.76
LEASE MAINTENANCE	K&S OILFIELD SUPPLIES LLC	31.19	0.031093200	0.97
LEASE MAINTENANCE	GUNS UP SERVICES	45.99	0.031093200	1.43
LEASE MAINTENANCE	GUNS UP SERVICES	214.62	0.031093200	6.67
LEASE MAINTENANCE	TURNCO ENTERPRISES LLC	51.80	0.031093200	1.61
LEASE MAINTENANCE	TURNCO ENTERPRISES LLC	190.00	0.031093200	5.91
LEASE MAINTENANCE	TURNCO ENTERPRISES LLC	95.00	0.031093200	2.95
LEASE MAINTENANCE	B & B WELDING INC	553.13	0.031093200	17.20
LEASE MAINTENANCE	AY TRUCKING INC	216.82	0.031093200	6.74
LEASE MAINTENANCE	MEWBOURNE OIL COMPANY	247.50	0.031093200	7.70
MISCELLANEOUS EQUIPMENT RENTAL	MEWBOURNE OIL COMPANY	260.40	0.031093200	8.10
MISCELLANEOUS EQUIPMENT RENTAL	D&H TRUCKING	3,462.82	0.031093200	107.67
OVERHEAD-FIXED RATE	MEWBOURNE OIL COMPANY	837.60	0.031093200	26.04

## MEWBOURNE OIL COMPANY

TOM M RAGSDALE  
400 N SAM HOUSTON PARKWAY EAST  
SUITE 601  
HOUSTON, TX 77060

INVOICE NO.: 202001-11482  
INVOICE DATE: 1-31-2020  
OWNER: 035904-1  
BILLING FOR: January 2020

REFERENCE/DESCRIPTION OF CHARGES		GROSS CHARGES	WORKING INTEREST	NET CHARGE
PUMPING	MEWBOURNE OIL COMPANY	850.00	0.031093200	26.43
PUMPING	MEWBOURNE OIL COMPANY	637.50	0.031093200	19.82
SALT WATER DISPOSAL	OWL SWD OPERATING LLC	4,677.62	0.031093200	145.44
SALT WATER DISPOSAL	OWL SWD OPERATING LLC	4,673.82	0.031093200	145.32
SALT WATER DISPOSAL	NGL WATER SOLUTIONS PERM	3,185.30	0.031093200	99.04
SALT WATER DISPOSAL	NGL WATER SOLUTIONS PERM	5,270.91	0.031093200	163.89
SALT WATER DISPOSAL	LIMESTONE BASIN PROPERTIE	307.66	0.031093200	9.57
SALT WATER DISPOSAL	RAZ OIL AND GAS	89.15	0.031093200	2.77
SITE RESTORATION & EXCAVATION	TRINITY OILFIELD SERVICES &	45.06	0.031093200	1.40
Total Lease Operating Expense Cost		35,781.36		1,112.50
<b>62776000-30 SUBTOTAL</b>		<b>35,781.36</b>	<b>1,112.50</b>	
<b>PROPERTY 62776000 TOTAL</b>		<b>35,781.36</b>	<b>1,112.50</b>	
<b>PROPERTY: 62906000 62906000-30 GAZELLE 22 B2MD FED COM 2H</b>				
<u>Lease Operating Expense</u>				
CHEMICALS-OIL TREATING	EP&S LLC	44.50	0.195498190	8.70
CHEMICALS-WATER TREATING	IMPERATIVE CHEMICAL PART	476.10	0.195498190	93.08
CHEMICALS-WATER TREATING	IMPERATIVE CHEMICAL PART	404.73	0.195498190	79.12
CHEMICALS-WATER TREATING	IMPERATIVE CHEMICAL PART	213.23	0.195498190	41.68
CHEMICALS-WATER TREATING	IMPERATIVE CHEMICAL PART	61.81	0.195498190	12.09
CHEMICALS-WATER TREATING	IMPERATIVE CHEMICAL PART	247.27	0.195498190	48.34
CHEMICALS-WATER TREATING	IMPERATIVE CHEMICAL PART	200.73	0.195498190	39.24
CHEMICALS-WATER TREATING	IMPERATIVE CHEMICAL PART	120.14	0.195498190	23.49
COMPANY SUPERVISION	MEWBOURNE OIL COMPANY	300.00	0.195498190	58.65
COMPANY SUPERVISION	MEWBOURNE OIL COMPANY	600.00	0.195498190	117.30
COMPRESSOR MAINTENANCE	G&A FABRICATION LLC	136.76	0.195498190	26.74
COMPRESSOR MAINTENANCE	G&A FABRICATION LLC	69.45	0.195498190	13.58
COMPRESSOR MAINTENANCE	G&A FABRICATION LLC	75.94	0.195498190	14.84
COMPRESSOR MAINTENANCE	G&A FABRICATION LLC	130.54	0.195498190	25.52
COMPRESSOR MAINTENANCE	G&A FABRICATION LLC	110.99	0.195498190	21.70
COMPRESSOR MAINTENANCE	G&A FABRICATION LLC	81.80	0.195498190	15.99
COMPRESSOR MAINTENANCE	G&A FABRICATION LLC	155.24	0.195498190	30.36
COMPRESSOR MAINTENANCE	G&A FABRICATION LLC	70.50	0.195498190	13.78
COMPRESSOR MAINTENANCE	G&A FABRICATION LLC	76.99	0.195498190	15.05
COMPRESSOR RENTAL/SERVICES	NATURAL GAS SERVICES GRO	3,837.06	0.195498190	750.14
COMPRESSOR RENTAL/SERVICES	GUNS UP SERVICES	120.73	0.195498190	23.60
COMPRESSOR RENTAL/SERVICES	GUNS UP SERVICES	150.78	0.195498190	29.47
COMPRESSOR RENTAL/SERVICES	BASELINE ENERGY SERVICES	63.82	0.195498190	12.48
COMPRESSOR RENTAL/SERVICES	GRAVITY OILFIELD SERVICES	19.07	0.195498190	3.73
COMPRESSOR RENTAL/SERVICES	GRAVITY OILFIELD SERVICES	205.03	0.195498190	40.08
COMPRESSOR RENTAL/SERVICES	GRAVITY OILFIELD SERVICES	211.86	0.195498190	41.42
CONTRACT SUPERVISION	PACE OILFIELD SERVICES INC	27.71	0.195498190	5.42

## MEWBOURNE OIL COMPANY

TOM M RAGSDALE  
400 N SAM HOUSTON PARKWAY EAST  
SUITE 601  
HOUSTON, TX 77060

**INVOICE NO.:** 202001-11482  
**INVOICE DATE:** 1-31-2020  
**OWNER:** 035904-1  
**BILLING FOR:** January 2020

REFERENCE/DESCRIPTION OF CHARGES		GROSS CHARGES	WORKING INTEREST	NET CHARGE
CONTRACT SUPERVISION	PACE OILFIELD SERVICES INC	291.53	0.195498190	56.99
CONTRACT SUPERVISION	PACE OILFIELD SERVICES INC	291.53	0.195498190	56.99
CONTRACT SUPERVISION	PACE OILFIELD SERVICES INC	291.53	0.195498190	56.99
CONTRACT SUPERVISION	PACE OILFIELD SERVICES INC	291.53	0.195498190	56.99
CONTRACT SUPERVISION	PACE OILFIELD SERVICES INC	291.53	0.195498190	56.99
CONTRACT SUPERVISION	PACE OILFIELD SERVICES INC	291.53	0.195498190	56.99
CONTRACT SUPERVISION	PACE OILFIELD SERVICES INC	291.53	0.195498190	56.99
FUEL, POWER & ELECTRICAL	XCEL ENERGY	273.98	0.195498190	53.56
FUEL, POWER & ELECTRICAL	PILOT THOMAS LOGISTICS LL	75.85	0.195498190	14.83
FUEL, POWER & ELECTRICAL	PILOT THOMAS LOGISTICS LL	90.45	0.195498190	17.68
FUEL, POWER & ELECTRICAL	PILOT THOMAS LOGISTICS LL	55.96	0.195498190	10.94
FUEL, POWER & ELECTRICAL	PILOT THOMAS LOGISTICS LL	23.16	0.195498190	4.53
FUEL, POWER & ELECTRICAL	PILOT THOMAS LOGISTICS LL	54.33	0.195498190	10.61
FUEL, POWER & ELECTRICAL	PILOT THOMAS LOGISTICS LL	17.21	0.195498190	3.36
FUEL, POWER & ELECTRICAL	PILOT THOMAS LOGISTICS LL	14.30	0.195498190	2.80
FUEL, POWER & ELECTRICAL	PILOT THOMAS LOGISTICS LL	19.01	0.195498190	3.72
FUEL, POWER & ELECTRICAL	PILOT THOMAS LOGISTICS LL	15.77	0.195498190	3.09
FUEL, POWER & ELECTRICAL	PILOT THOMAS LOGISTICS LL	39.52	0.195498190	7.72
FUEL, POWER & ELECTRICAL	PILOT THOMAS LOGISTICS LL	29.61	0.195498190	5.79
FUEL, POWER & ELECTRICAL	PILOT THOMAS LOGISTICS LL	21.31	0.195498190	4.17
FUEL, POWER & ELECTRICAL	PILOT THOMAS LOGISTICS LL	31.52	0.195498190	6.17
FUEL, POWER & ELECTRICAL	PILOT THOMAS LOGISTICS LL	25.02	0.195498190	4.89
LEASE MAINTENANCE	T&J VALVE	163.78	0.195498190	32.02
LEASE MAINTENANCE	SUNDANCE SERVICES INC	42.92	0.195498190	8.40
LEASE MAINTENANCE	AMERICAN MILLENNIUM COR	18.32	0.195498190	3.58
LEASE MAINTENANCE	K&S OILFIELD SUPPLIES LLC	378.76	0.195498190	74.04
LEASE MAINTENANCE	K&S OILFIELD SUPPLIES LLC	39.93	0.195498190	7.81
LEASE MAINTENANCE	K&S OILFIELD SUPPLIES LLC	322.56	0.195498190	63.07
LEASE MAINTENANCE	K&S OILFIELD SUPPLIES LLC	67.43	0.195498190	13.18
LEASE MAINTENANCE	K&S OILFIELD SUPPLIES LLC	491.24	0.195498190	96.03
LEASE MAINTENANCE	TURNCO ENTERPRISES LLC	51.80	0.195498190	10.13
LEASE MAINTENANCE	TURNCO ENTERPRISES LLC	356.25	0.195498190	69.65
LEASE MAINTENANCE	TURNCO ENTERPRISES LLC	190.00	0.195498190	37.14
LEASE MAINTENANCE	TURNCO ENTERPRISES LLC	127.50	0.195498190	24.93
LEASE MAINTENANCE	TURNCO ENTERPRISES LLC	142.50	0.195498190	27.87
LEASE MAINTENANCE	INGRAM PROFESSIONAL SERV	224.26	0.195498190	43.85
LEASE MAINTENANCE	EP&S LLC	158.86	0.195498190	31.06
LEASE MAINTENANCE	EP&S LLC	352.66	0.195498190	68.95
LEASE MAINTENANCE	EP&S LLC	140.16	0.195498190	27.40
LEASE MAINTENANCE	EP&S LLC	265.39	0.195498190	51.88
LEASE MAINTENANCE	AY TRUCKING INC	147.83	0.195498190	28.90
LEASE MAINTENANCE	AY TRUCKING INC	118.26	0.195498190	23.11

## MEWBOURNE OIL COMPANY

TOM M RAGSDALE  
400 N SAM HOUSTON PARKWAY EAST  
SUITE 601  
HOUSTON, TX 77060

INVOICE NO.: 202001-11482  
INVOICE DATE: 1-31-2020  
OWNER: 035904-1  
BILLING FOR: January 2020

REFERENCE/DESCRIPTION OF CHARGES		GROSS CHARGES	WORKING INTEREST	NET CHARGE
MISCELLANEOUS EQUIPMENT RENTAL	MEWBOURNE OIL COMPANY	260.40	0.195498190	50.91
OVERHEAD-FIXED RATE	MEWBOURNE OIL COMPANY	837.60	0.195498190	163.75
PRIME MOVER MAINTENANCE	HR COMPRESSION & SERVICE	324.79	0.195498190	63.50
PUMPING	MEWBOURNE OIL COMPANY	850.00	0.195498190	166.17
PUMPING	MEWBOURNE OIL COMPANY	637.50	0.195498190	124.63
SALT WATER DISPOSAL	OWL SWD OPERATING LLC	5,198.70	0.195498190	1,016.33
SALT WATER DISPOSAL	OWL SWD OPERATING LLC	2,047.88	0.195498190	400.36
SALT WATER DISPOSAL	NGL WATER SOLUTIONS PERM	3,503.83	0.195498190	685.00
SALT WATER DISPOSAL	NGL WATER SOLUTIONS PERM	2,325.40	0.195498190	454.61
SALT WATER DISPOSAL	AY TRUCKING INC	270.70	0.195498190	52.92
SALT WATER DISPOSAL	DELAWARE ENERGY LLC	56.04	0.195498190	10.96
SALT WATER DISPOSAL	LIMESTONE BASIN PROPERTIE	134.79	0.195498190	26.35
SITE RESTORATION & EXCAVATION	TRINITY OILFIELD SERVICES &	45.06	0.195498190	8.81
Total Lease Operating Expense Cost		31,333.59		6,125.68

## 62906000-30 SUBTOTAL

31,333.59

6,125.68

## PROPERTY 62906000 TOTAL

31,333.59

6,125.68

## PROPERTY: 62915000 62915000-20 CREEDENCE 21/16 W0ED ST COM 2H

Intangible Well Cost

COMPANY SUPERVISION	MEWBOURNE OIL COMPANY	600.00	0.006363620	3.82
EQUIPMENT RENTAL	PRESTIGE EQUIPMENT RENTA	1,622.42	0.006363620	10.32
EQUIPMENT RENTAL	PRESTIGE EQUIPMENT RENTA	1,676.37	0.006363620	10.67
EQUIPMENT RENTAL	PRESTIGE EQUIPMENT RENTA	797.21	0.006363620	5.07
EQUIPMENT RENTAL	G&A FABRICATION LLC	189.22	0.006363620	1.20
HORIZONTAL DRILLOUT SERVICES	THRU TUBING SOLUTIONS INC	31,143.26	0.006363620	198.18
HORIZONTAL DRILLOUT SERVICES	THRU TUBING SOLUTIONS INC	21,729.93	0.006363620	138.28
HORIZONTAL DRILLOUT SERVICES	TFH LTD CO	2,723.73	0.006363620	17.33
HORIZONTAL DRILLOUT SERVICES	GARNER PUMP & SUPPLY INC	166.90	0.006363620	1.06
HORIZONTAL DRILLOUT SERVICES	GARNER PUMP & SUPPLY INC	33.38	0.006363620	0.21
HORIZONTAL DRILLOUT SERVICES	PRESTIGE EQUIPMENT RENTA	1,154.35	0.006363620	7.35
HORIZONTAL DRILLOUT SERVICES	GUNS UP SERVICES	1,069.12	0.006363620	6.80
HORIZONTAL DRILLOUT SERVICES	GUNS UP SERVICES	2,162.38	0.006363620	13.76
HORIZONTAL DRILLOUT SERVICES	GUNS UP SERVICES	2,162.38	0.006363620	13.76
HORIZONTAL DRILLOUT SERVICES	GUNS UP SERVICES	1,069.12	0.006363620	6.80
HORIZONTAL DRILLOUT SERVICES	GUNS UP SERVICES	2,216.04	0.006363620	14.10
HORIZONTAL DRILLOUT SERVICES	GUNS UP SERVICES	1,095.10	0.006363620	6.97
HORIZONTAL DRILLOUT SERVICES	WHITE TRASH TRAILERS LLC	155.11	0.006363620	0.99
HORIZONTAL DRILLOUT SERVICES	LESLIE CRAIG	2,746.40	0.006363620	17.48
HORIZONTAL DRILLOUT SERVICES	LESLIE CRAIG	1,450.74	0.006363620	9.23
HORIZONTAL DRILLOUT SERVICES	LESLIE CRAIG	433.65	0.006363620	2.76
HORIZONTAL DRILLOUT SERVICES	MORAN EQUIPMENT LLC	4,388.85	0.006363620	27.93
HORIZONTAL DRILLOUT SERVICES	MORAN EQUIPMENT LLC	178.03	0.006363620	1.13

## MEWBOURNE OIL COMPANY

TOM M RAGSDALE  
400 N SAM HOUSTON PARKWAY EAST  
SUITE 601  
HOUSTON, TX 77060

INVOICE NO.: 202001-11482  
INVOICE DATE: 1-31-2020  
OWNER: 035904-1  
BILLING FOR: January 2020

REFERENCE/DESCRIPTION OF CHARGES		GROSS CHARGES	WORKING INTEREST	NET CHARGE
HORIZONTAL DRILLOUT SERVICES	MORAN EQUIPMENT LLC	1,342.52	0.006363620	8.54
HORIZONTAL DRILLOUT SERVICES	MORAN EQUIPMENT LLC	1,687.94	0.006363620	10.74
HORIZONTAL DRILLOUT SERVICES	DIVINE WIRELINE SOLUTIONS	4,842.88	0.006363620	30.82
LOCATION RESTORATION	GUNS UP SERVICES	957.77	0.006363620	6.09
LOCATION RESTORATION	R360 ENVIRONMENTAL SOLUT	193.87	0.006363620	1.23
MISC. AIR & PUMPING SERVICES	GUNS UP SERVICES	2,341.94	0.006363620	14.90
MISC. AIR & PUMPING SERVICES	GUNS UP SERVICES	1,816.27	0.006363620	11.56
MISC. AIR & PUMPING SERVICES	GUNS UP SERVICES	2,341.94	0.006363620	14.90
MISC. AIR & PUMPING SERVICES	GUNS UP SERVICES	2,216.04	0.006363620	14.10
MISC. AIR & PUMPING SERVICES	GUNS UP SERVICES	163.66	0.006363620	1.04
MISC. AIR & PUMPING SERVICES	SARGE TRUCKING SERVICES I	2,314.39	0.006363620	14.73
MISC. AIR & PUMPING SERVICES	SARGE TRUCKING SERVICES I	635.11	0.006363620	4.04
OVERHEAD FIXED RATE	MEWBOURNE OIL COMPANY	6,816.81	0.006363620	43.38
STIMULATION RENTALS & OTHER	PRESTIGE EQUIPMENT RENTA	1,395.86	0.006363620	8.88
STIMULATION RENTALS & OTHER	PRESTIGE EQUIPMENT RENTA	1,194.95	0.006363620	7.60
STIMULATION RENTALS & OTHER	PRESTIGE EQUIPMENT RENTA	1,912.39	0.006363620	12.17
STIMULATION RENTALS & OTHER	MORAN EQUIPMENT LLC	877.78	0.006363620	5.59
STIMULATION RENTALS & OTHER	PETROSTAR SERVICES LLC	1,643.48	0.006363620	10.46
TESTING	TFH LTD CO	2,723.71	0.006363620	17.33
TESTING	LESLIE CRAIG	377.15	0.006363620	2.40
TESTING	MORAN EQUIPMENT LLC	5,705.50	0.006363620	36.31
WELDING & CONSTRUCTION	G&A FABRICATION LLC	1,467.81	0.006363620	9.34
Total Intangible Well Cost Cost		125,933.46		801.35
<u>Tangible Well Cost</u>				
TUBING HEAD & UPPER SECTION	DIVINE WIRELINE SOLUTIONS	22,241.57	0.006363620	141.54
Total Tangible Well Cost Cost		22,241.57		141.54
<u>Equipment Beyond Wellhead</u>				
CATHODIC PROTECTION	TANKLOGIX LLC	37,464.12	0.006363620	238.40
CATHODIC PROTECTION	TANKLOGIX LLC	29.61	0.006363620	0.19
ELECTRICAL INSTALLATIONS	INGRAM PROFESSIONAL SERV	8,966.88	0.006363620	57.06
MISC. VALVES & FITTINGS	TRIPOINT OIL & GAS PRODUC	433.18	0.006363620	2.76
MISC. VALVES & FITTINGS	TRIPOINT OIL & GAS PRODUC	476.77	0.006363620	3.03
PRODUCTION EQUIP INSTALLATION	G&A FABRICATION LLC	1,024.97	0.006363620	6.52
PRODUCTION EQUIP INSTALLATION	50-50 BACKHOE SERVICE LLC	1,170.67	0.006363620	7.45
PRODUCTION EQUIP INSTALLATION	TRINITY OILFIELD SERVICES &	892.71	0.006363620	5.68
PRODUCTION EQUIP INSTALLATION	TRINITY OILFIELD SERVICES &	482.11	0.006363620	3.07
PRODUCTION EQUIP INSTALLATION	TRINITY OILFIELD SERVICES &	550.99	0.006363620	3.51
PRODUCTION EQUIP INSTALLATION	TRINITY OILFIELD SERVICES &	482.11	0.006363620	3.07
SEPARATION EQUIPMENT	G&A FABRICATION LLC	8,667.58	0.006363620	55.16
SURFACE PUMPS & PRIME MOVERS	G&A FABRICATION LLC	26,334.13	0.006363620	167.58
Total Equipment Beyond Wellhead Cost		86,975.83		553.48



## MEWBOURNE OIL COMPANY

TOM M RAGSDALE  
400 N SAM HOUSTON PARKWAY EAST  
SUITE 601  
HOUSTON, TX 77060

INVOICE NO.: 202001-11482  
INVOICE DATE: 1-31-2020  
OWNER: 035904-1  
BILLING FOR: January 2020

REFERENCE/DESCRIPTION OF CHARGES		GROSS CHARGES	WORKING INTEREST	NET CHARGE
<b>62915000-20 SUBTOTAL</b>		<b>235,150.86</b>	<b>1,496.37</b>	
<b>PROPERTY: 62915000 62915000-30 CREEDENCE 21/16 W0ED ST COM 2H</b>				
<u>Lease Operating Expense</u>				
COMPANY SUPERVISION	MEWBOURNE OIL COMPANY	600.00	0.006363620	3.82
COMPANY SUPERVISION	MEWBOURNE OIL COMPANY	900.00	0.006363620	5.73
COMPANY SUPERVISION	MEWBOURNE OIL COMPANY	600.00	0.006363620	3.82
COMPRESSOR MAINTENANCE	KEYSTONE PUMP & SUPPLY LI	665.89	0.006363620	4.24
COMPRESSOR MAINTENANCE	G&A FABRICATION LLC	683.04	0.006363620	4.35
COMPRESSOR MAINTENANCE	G&A FABRICATION LLC	482.46	0.006363620	3.07
COMPRESSOR MAINTENANCE	G&A FABRICATION LLC	229.59	0.006363620	1.46
COMPRESSOR MAINTENANCE	G&A FABRICATION LLC	48.03	0.006363620	0.31
COMPRESSOR MAINTENANCE	G&A FABRICATION LLC	104.97	0.006363620	0.67
COMPRESSOR MAINTENANCE	G&A FABRICATION LLC	187.85	0.006363620	1.20
COMPRESSOR MAINTENANCE	G&A FABRICATION LLC	138.25	0.006363620	0.88
COMPRESSOR MAINTENANCE	G&A FABRICATION LLC	293.79	0.006363620	1.87
COMPRESSOR MAINTENANCE	HARVEY FUELS INC	520.41	0.006363620	3.31
COMPRESSOR MAINTENANCE	BRYAN SERVICE AND SUPPLY	18.98	0.006363620	0.12
COMPRESSOR MAINTENANCE	BRYAN SERVICE AND SUPPLY	91.50	0.006363620	0.58
COMPRESSOR MAINTENANCE	BRYAN SERVICE AND SUPPLY	132.86	0.006363620	0.85
COMPRESSOR MAINTENANCE	BRYAN SERVICE AND SUPPLY	1,933.84	0.006363620	12.31
COMPRESSOR MAINTENANCE	BRYAN SERVICE AND SUPPLY	37.53	0.006363620	0.24
COMPRESSOR MAINTENANCE	BRYAN SERVICE AND SUPPLY	464.39	0.006363620	2.95
COMPRESSOR RENTAL/SERVICES	MESA NATURAL GAS Solutic	1,560.87	0.006363620	9.93
CONTRACT SUPERVISION	PROPETRO SERVICES INC	1,126.15	0.006363620	7.17
CONTRACT SUPERVISION	PROPETRO SERVICES INC	1,126.15	0.006363620	7.17
CONTRACT SUPERVISION	PROPETRO SERVICES INC	1,126.15	0.006363620	7.17
CONTRACT SUPERVISION	PROPETRO SERVICES INC	1,126.15	0.006363620	7.17
CONTRACT SUPERVISION	PROPETRO SERVICES INC	948.33	0.006363620	6.03
CONTRACT SUPERVISION	PROPETRO SERVICES INC	948.33	0.006363620	6.03
CONTRACT SUPERVISION	PROPETRO SERVICES INC	948.33	0.006363620	6.03
CONTRACT SUPERVISION	PROPETRO SERVICES INC	948.33	0.006363620	6.03
CONTRACT SUPERVISION	TURNCO ENTERPRISES LLC	3,202.50	0.006363620	20.38
CONTRACT SUPERVISION	TURNCO ENTERPRISES LLC	4,003.13	0.006363620	25.47
CONTRACT SUPERVISION	TURNCO ENTERPRISES LLC	8,116.25	0.006363620	51.65
CONTRACT SUPERVISION	TURNCO ENTERPRISES LLC	1,029.38	0.006363620	6.55
LEASE MAINTENANCE	GARNER PUMP & SUPPLY INC	975.67	0.006363620	6.21
LEASE MAINTENANCE	GARNER PUMP & SUPPLY INC	143.44	0.006363620	0.91
LEASE MAINTENANCE	AMERICAN MILLENNIUM COR	12.85	0.006363620	0.08
LEASE MAINTENANCE	AMERICAN MILLENNIUM COR	16.95	0.006363620	0.11
LEASE MAINTENANCE	KEYSTONE PUMP & SUPPLY LI	330.15	0.006363620	2.10
LEASE MAINTENANCE	K&S OILFIELD SUPPLIES LLC	97.77	0.006363620	0.62
LEASE MAINTENANCE	K&S OILFIELD SUPPLIES LLC	137.64	0.006363620	0.88

## MEWBOURNE OIL COMPANY

TOM M RAGSDALE  
400 N SAM HOUSTON PARKWAY EAST  
SUITE 601  
HOUSTON, TX 77060

INVOICE NO.: 202001-11482

INVOICE DATE: 1-31-2020

OWNER: 035904-1

BILLING FOR: January 2020

REFERENCE/DESCRIPTION OF CHARGES		GROSS CHARGES	WORKING INTEREST	NET CHARGE
LEASE MAINTENANCE	STANDARD OIL FIELD SUPPLY	31.35	0.006363620	0.20
LEASE MAINTENANCE	STANDARD OIL FIELD SUPPLY	67.82	0.006363620	0.43
LEASE MAINTENANCE	STANDARD OIL FIELD SUPPLY	152.95	0.006363620	0.97
LEASE MAINTENANCE	STANDARD OIL FIELD SUPPLY	152.95	0.006363620	0.97
LEASE MAINTENANCE	STANDARD OIL FIELD SUPPLY	1,666.46	0.006363620	10.60
LEASE MAINTENANCE	STANDARD OIL FIELD SUPPLY	107.48	0.006363620	0.68
LEASE MAINTENANCE	STANDARD OIL FIELD SUPPLY	93.60	0.006363620	0.60
LEASE MAINTENANCE	STANDARD OIL FIELD SUPPLY	216.97	0.006363620	1.38
LEASE MAINTENANCE	STANDARD OIL FIELD SUPPLY	629.52	0.006363620	4.01
LEASE MAINTENANCE	STANDARD OIL FIELD SUPPLY	84.44	0.006363620	0.54
LEASE MAINTENANCE	STANDARD OIL FIELD SUPPLY	727.01	0.006363620	4.63
LEASE MAINTENANCE	TRIPLE T'S LINING LLC	525.96	0.006363620	3.35
LEASE MAINTENANCE	MPS ENTERPRISES INC	1,147.44	0.006363620	7.30
LEASE MAINTENANCE	MPS ENTERPRISES INC	31.77	0.006363620	0.20
LEASE MAINTENANCE	MPS ENTERPRISES INC	2,599.83	0.006363620	16.54
LEASE MAINTENANCE	PRESTIGE EQUIPMENT RENTA	610.92	0.006363620	3.89
LEASE MAINTENANCE	G&A FABRICATION LLC	140.82	0.006363620	0.90
LEASE MAINTENANCE	G&A FABRICATION LLC	1,523.04	0.006363620	9.69
LEASE MAINTENANCE	G&A FABRICATION LLC	329.51	0.006363620	2.10
LEASE MAINTENANCE	G&A FABRICATION LLC	417.12	0.006363620	2.65
LEASE MAINTENANCE	G&A FABRICATION LLC	2,950.81	0.006363620	18.78
LEASE MAINTENANCE	G&A FABRICATION LLC	493.57	0.006363620	3.14
LEASE MAINTENANCE	G&A FABRICATION LLC	113.52	0.006363620	0.72
LEASE MAINTENANCE	G&A FABRICATION LLC	113.52	0.006363620	0.72
LEASE MAINTENANCE	G&A FABRICATION LLC	85.58	0.006363620	0.54
LEASE MAINTENANCE	G&A FABRICATION LLC	76.91	0.006363620	0.49
LEASE MAINTENANCE	G&A FABRICATION LLC	85.58	0.006363620	0.54
LEASE MAINTENANCE	G&A FABRICATION LLC	76.91	0.006363620	0.49
LEASE MAINTENANCE	G&A FABRICATION LLC	48.08	0.006363620	0.31
LEASE MAINTENANCE	G&A FABRICATION LLC	48.08	0.006363620	0.31
LEASE MAINTENANCE	G&A FABRICATION LLC	314.49	0.006363620	2.00
LEASE MAINTENANCE	G&A FABRICATION LLC	314.49	0.006363620	2.00
LEASE MAINTENANCE	G&A FABRICATION LLC	215.46	0.006363620	1.37
LEASE MAINTENANCE	G&A FABRICATION LLC	215.46	0.006363620	1.37
LEASE MAINTENANCE	G&A FABRICATION LLC	294.32	0.006363620	1.87
LEASE MAINTENANCE	G&A FABRICATION LLC	213.98	0.006363620	1.36
LEASE MAINTENANCE	G&A FABRICATION LLC	222.75	0.006363620	1.42
LEASE MAINTENANCE	G&A FABRICATION LLC	222.75	0.006363620	1.42
LEASE MAINTENANCE	G&A FABRICATION LLC	310.53	0.006363620	1.98
LEASE MAINTENANCE	G&A FABRICATION LLC	497.86	0.006363620	3.17
LEASE MAINTENANCE	G&A FABRICATION LLC	248.94	0.006363620	1.58
LEASE MAINTENANCE	G&A FABRICATION LLC	934.47	0.006363620	5.95

## MEWBOURNE OIL COMPANY

TOM M RAGSDALE  
400 N SAM HOUSTON PARKWAY EAST  
SUITE 601  
HOUSTON, TX 77060

**INVOICE NO.:** 202001-11482  
**INVOICE DATE:** 1-31-2020  
**OWNER:** 035904-1  
**BILLING FOR:** January 2020

REFERENCE/DESCRIPTION OF CHARGES		GROSS CHARGES	WORKING INTEREST	NET CHARGE
LEASE MAINTENANCE	G&A FABRICATION LLC	62.88	0.006363620	0.40
LEASE MAINTENANCE	G&A FABRICATION LLC	62.88	0.006363620	0.40
LEASE MAINTENANCE	G&A FABRICATION LLC	130.57	0.006363620	0.83
LEASE MAINTENANCE	G&A FABRICATION LLC	673.44	0.006363620	4.29
LEASE MAINTENANCE	G&A FABRICATION LLC	329.95	0.006363620	2.10
LEASE MAINTENANCE	JUSTIN WILSON	116.56	0.006363620	0.74
LEASE MAINTENANCE	JUSTIN WILSON	116.56	0.006363620	0.74
LEASE MAINTENANCE	JUSTIN WILSON	235.22	0.006363620	1.50
LEASE MAINTENANCE	JUSTIN WILSON	235.22	0.006363620	1.50
LEASE MAINTENANCE	VAPROX LLC	172.81	0.006363620	1.10
LEASE MAINTENANCE	VAPROX LLC	172.81	0.006363620	1.10
LEASE MAINTENANCE	VAPROX LLC	284.58	0.006363620	1.81
LEASE MAINTENANCE	TURNCO ENTERPRISES LLC	118.75	0.006363620	0.76
LEASE MAINTENANCE	TURNCO ENTERPRISES LLC	315.00	0.006363620	2.00
LEASE MAINTENANCE	TURNCO ENTERPRISES LLC	367.50	0.006363620	2.34
LEASE MAINTENANCE	TURNCO ENTERPRISES LLC	315.00	0.006363620	2.00
LEASE MAINTENANCE	TURNCO ENTERPRISES LLC	315.00	0.006363620	2.00
LEASE MAINTENANCE	TURNCO ENTERPRISES LLC	315.00	0.006363620	2.00
LEASE MAINTENANCE	TURNCO ENTERPRISES LLC	157.50	0.006363620	1.00
LEASE MAINTENANCE	TURNCO ENTERPRISES LLC	157.50	0.006363620	1.00
LEASE MAINTENANCE	TURNCO ENTERPRISES LLC	157.50	0.006363620	1.00
LEASE MAINTENANCE	TURNCO ENTERPRISES LLC	420.00	0.006363620	2.67
LEASE MAINTENANCE	INGRAM PROFESSIONAL SERV	1,740.55	0.006363620	11.08
LEASE MAINTENANCE	TRINITY OILFIELD SERVICES &	482.11	0.006363620	3.07
LEASE MAINTENANCE	TRINITY OILFIELD SERVICES &	206.62	0.006363620	1.31
LEASE MAINTENANCE	TRINITY OILFIELD SERVICES &	206.62	0.006363620	1.31
LEASE MAINTENANCE	TRINITY OILFIELD SERVICES &	172.19	0.006363620	1.10
LEASE MAINTENANCE	TRINITY OILFIELD SERVICES &	447.68	0.006363620	2.85
LEASE MAINTENANCE	TRINITY OILFIELD SERVICES &	103.31	0.006363620	0.66
LEASE MAINTENANCE	TRINITY OILFIELD SERVICES &	413.24	0.006363620	2.63
LEASE MAINTENANCE	TRINITY OILFIELD SERVICES &	172.19	0.006363620	1.10
LEASE MAINTENANCE	TRINITY OILFIELD SERVICES &	137.75	0.006363620	0.88
LEASE MAINTENANCE	TRINITY OILFIELD SERVICES &	275.49	0.006363620	1.75
LEASE MAINTENANCE	NGL WATER SOLUTIONS PERM	42.39	0.006363620	0.27
LEASE MAINTENANCE	TANKLOGIX LLC	122.72	0.006363620	0.79
LEASE MAINTENANCE	DELAWARE ENERGY LLC	204.91	0.006363620	1.30
LEASE MAINTENANCE	DELAWARE ENERGY LLC	54.04	0.006363620	0.34
LEASE MAINTENANCE	DELAWARE ENERGY LLC	84.44	0.006363620	0.54
LEASE MAINTENANCE	DELAWARE ENERGY LLC	28.16	0.006363620	0.18
LEASE MAINTENANCE	MEWBOURNE OIL COMPANY	1,500.00	0.006363620	9.55
LEASE MAINTENANCE	MEWBOURNE OIL COMPANY	1,500.00	0.006363620	9.55
LEASE MAINTENANCE	MEWBOURNE OIL COMPANY	375.00	0.006363620	2.39

## MEWBOURNE OIL COMPANY

TOM M RAGSDALE  
400 N SAM HOUSTON PARKWAY EAST  
SUITE 601  
HOUSTON, TX 77060

INVOICE NO.: 202001-11482  
INVOICE DATE: 1-31-2020  
OWNER: 035904-1  
BILLING FOR: January 2020

REFERENCE/DESCRIPTION OF CHARGES		GROSS CHARGES	WORKING INTEREST	NET CHARGE
LEASE MAINTENANCE	MEWBOURNE OIL COMPANY	247.50	0.006363620	1.58
MISCELLANEOUS EQUIPMENT RENTAL	MEWBOURNE OIL COMPANY	6,200.00	0.006363620	39.45
MISCELLANEOUS EQUIPMENT RENTAL	TFH LTD CO	248.34	0.006363620	1.58
MISCELLANEOUS EQUIPMENT RENTAL	D&H TRUCKING	1,743.54	0.006363620	11.10
MISCELLANEOUS EQUIPMENT RENTAL	D&H TRUCKING	1,743.54	0.006363620	11.10
MISCELLANEOUS EQUIPMENT RENTAL	D&H TRUCKING	1,140.79	0.006363620	7.26
MISCELLANEOUS EQUIPMENT RENTAL	D&H TRUCKING	1,140.79	0.006363620	7.26
MISCELLANEOUS EQUIPMENT RENTAL	D&H TRUCKING	1,140.79	0.006363620	7.26
OVERHEAD-FIXED RATE	MEWBOURNE OIL COMPANY	837.60	0.006363620	5.33
PUMPING	MEWBOURNE OIL COMPANY	850.00	0.006363620	5.41
PUMPING	MEWBOURNE OIL COMPANY	637.50	0.006363620	4.06
SALT WATER DISPOSAL	MEWBOURNE OIL COMPANY	73,862.96	0.006363620	470.04
SALT WATER DISPOSAL	GUNS UP SERVICES	386.33	0.006363620	2.46
SALT WATER DISPOSAL	SARGE TRUCKING SERVICES I	274.50	0.006363620	1.75
SALT WATER DISPOSAL	SARGE TRUCKING SERVICES I	228.75	0.006363620	1.46
SALT WATER DISPOSAL	NGL WATER SOLUTIONS PERM	305.59	0.006363620	1.94
Total Lease Operating Expense Cost		159,903.08		1,017.60
<b>62915000-30 SUBTOTAL</b>		<b>159,903.08</b>		<b>1,017.60</b>
<b>PROPERTY 62915000 TOTAL</b>		<b>395,053.94</b>		<b>2,513.97</b>
<b>62915000PREPAYMENTS</b>				<b>-2,513.97</b>

**PROPERTY: 62916000 62916000-20 CREEDENCE 21/16 WIED ST COM 1H**Intangible Well Cost

COMPANY SUPERVISION	MEWBOURNE OIL COMPANY	600.00	0.006363620	3.82
EQUIPMENT RENTAL	PRESTIGE EQUIPMENT RENTA	1,622.42	0.006363620	10.32
EQUIPMENT RENTAL	PRESTIGE EQUIPMENT RENTA	1,676.36	0.006363620	10.67
EQUIPMENT RENTAL	PRESTIGE EQUIPMENT RENTA	797.21	0.006363620	5.07
EQUIPMENT RENTAL	G&A FABRICATION LLC	189.23	0.006363620	1.20
EQUIPMENT RENTAL	MORAN EQUIPMENT LLC	1,907.25	0.006363620	12.14
HORIZONTAL DRILLOUT SERVICES	MAN WELDING SERVICE	4,388.80	0.006363620	27.93
HORIZONTAL DRILLOUT SERVICES	THRU TUBING SOLUTIONS INC	19,743.20	0.006363620	125.64
HORIZONTAL DRILLOUT SERVICES	THRU TUBING SOLUTIONS INC	26,396.33	0.006363620	167.98
HORIZONTAL DRILLOUT SERVICES	TFH LTD CO	2,723.73	0.006363620	17.33
HORIZONTAL DRILLOUT SERVICES	GARNER PUMP & SUPPLY INC	166.89	0.006363620	1.06
HORIZONTAL DRILLOUT SERVICES	GARNER PUMP & SUPPLY INC	33.38	0.006363620	0.21
HORIZONTAL DRILLOUT SERVICES	PRESTIGE EQUIPMENT RENTA	1,154.30	0.006363620	7.35
HORIZONTAL DRILLOUT SERVICES	GUNS UP SERVICES	1,069.08	0.006363620	6.80
HORIZONTAL DRILLOUT SERVICES	GUNS UP SERVICES	2,162.33	0.006363620	13.76
HORIZONTAL DRILLOUT SERVICES	GUNS UP SERVICES	2,162.33	0.006363620	13.76
HORIZONTAL DRILLOUT SERVICES	GUNS UP SERVICES	1,069.08	0.006363620	6.80
HORIZONTAL DRILLOUT SERVICES	GUNS UP SERVICES	2,215.98	0.006363620	14.10
HORIZONTAL DRILLOUT SERVICES	GUNS UP SERVICES	1,095.04	0.006363620	6.97

## MEWBOURNE OIL COMPANY

TOM M RAGSDALE  
400 N SAM HOUSTON PARKWAY EAST  
SUITE 601  
HOUSTON, TX 77060

INVOICE NO.: 202001-11482  
INVOICE DATE: 1-31-2020  
OWNER: 035904-1  
BILLING FOR: January 2020

REFERENCE/DESCRIPTION OF CHARGES		GROSS CHARGES	WORKING INTEREST	NET CHARGE
HORIZONTAL DRILLOUT SERVICES	WHITE TRASH TRAILERS LLC	155.09	0.006363620	0.99
HORIZONTAL DRILLOUT SERVICES	LESLIE CRAIG	2,746.38	0.006363620	17.48
HORIZONTAL DRILLOUT SERVICES	LESLIE CRAIG	1,450.71	0.006363620	9.23
HORIZONTAL DRILLOUT SERVICES	LESLIE CRAIG	433.63	0.006363620	2.76
HORIZONTAL DRILLOUT SERVICES	MORAN EQUIPMENT LLC	4,388.85	0.006363620	27.93
HORIZONTAL DRILLOUT SERVICES	MORAN EQUIPMENT LLC	177.99	0.006363620	1.13
HORIZONTAL DRILLOUT SERVICES	MORAN EQUIPMENT LLC	1,342.47	0.006363620	8.54
HORIZONTAL DRILLOUT SERVICES	MORAN EQUIPMENT LLC	1,687.87	0.006363620	10.74
HORIZONTAL DRILLOUT SERVICES	DIVINE WIRELINE SOLUTIONS	4,842.88	0.006363620	30.82
LOCATION RESTORATION	GUNS UP SERVICES	957.75	0.006363620	6.09
LOCATION RESTORATION	R360 ENVIRONMENTAL SOLU	193.85	0.006363620	1.23
MISC. AIR & PUMPING SERVICES	GUNS UP SERVICES	2,341.85	0.006363620	14.90
MISC. AIR & PUMPING SERVICES	GUNS UP SERVICES	1,816.25	0.006363620	11.56
MISC. AIR & PUMPING SERVICES	GUNS UP SERVICES	2,341.85	0.006363620	14.90
MISC. AIR & PUMPING SERVICES	GUNS UP SERVICES	2,215.98	0.006363620	14.10
MISC. AIR & PUMPING SERVICES	GUNS UP SERVICES	163.64	0.006363620	1.04
MISC. AIR & PUMPING SERVICES	SARGE TRUCKING SERVICES I	2,314.38	0.006363620	14.73
MISC. AIR & PUMPING SERVICES	SARGE TRUCKING SERVICES I	635.11	0.006363620	4.04
OVERHEAD FIXED RATE	MEWBOURNE OIL COMPANY	6,816.77	0.006363620	43.38
STIMULATION RENTALS & OTHER	PRESTIGE EQUIPMENT RENTA	1,395.82	0.006363620	8.88
STIMULATION RENTALS & OTHER	PRESTIGE EQUIPMENT RENTA	1,194.89	0.006363620	7.60
STIMULATION RENTALS & OTHER	PRESTIGE EQUIPMENT RENTA	1,912.32	0.006363620	12.17
STIMULATION RENTALS & OTHER	MORAN EQUIPMENT LLC	877.76	0.006363620	5.59
STIMULATION RENTALS & OTHER	PETROSTAR SERVICES LLC	1,643.47	0.006363620	10.46
TESTING	TFH LTD CO	2,723.71	0.006363620	17.33
TESTING	LESLIE CRAIG	377.12	0.006363620	2.40
TESTING	MORAN EQUIPMENT LLC	5,705.48	0.006363620	36.31
WELDING & CONSTRUCTION	G&A FABRICATION LLC	1,467.82	0.006363620	9.34
Total Intangible Well Cost Cost		125,494.63		798.58
<u>Tangible Well Cost</u>				
TUBING HEAD & UPPER SECTION	DIVINE WIRELINE SOLUTIONS	22,241.57	0.006363620	141.54
Total Tangible Well Cost Cost		22,241.57		141.54
<u>Equipment Beyond Wellhead</u>				
CATHODIC PROTECTION	TANKLOGIX LLC	37,464.10	0.006363620	238.40
CATHODIC PROTECTION	TANKLOGIX LLC	29.60	0.006363620	0.19
ELECTRICAL INSTALLATIONS	INGRAM PROFESSIONAL SERV	8,966.78	0.006363620	57.06
MISC. VALVES & FITTINGS	TRIPOINT OIL & GAS PRODUC	433.18	0.006363620	2.76
MISC. VALVES & FITTINGS	TRIPOINT OIL & GAS PRODUC	476.75	0.006363620	3.03
PRODUCTION EQUIP INSTALLATION	G&A FABRICATION LLC	1,024.97	0.006363620	6.52
PRODUCTION EQUIP INSTALLATION	50-50 BACKHOE SERVICE LLC	1,170.67	0.006363620	7.45
PRODUCTION EQUIP INSTALLATION	TRINITY OILFIELD SERVICES &	892.69	0.006363620	5.68
PRODUCTION EQUIP INSTALLATION	TRINITY OILFIELD SERVICES &	482.11	0.006363620	3.07



## MEWBOURNE OIL COMPANY

TOM M RAGSDALE  
400 N SAM HOUSTON PARKWAY EAST  
SUITE 601  
HOUSTON, TX 77060

INVOICE NO.: 202001-11482  
INVOICE DATE: 1-31-2020  
OWNER: 035904-1  
BILLING FOR: January 2020

REFERENCE/DESCRIPTION OF CHARGES		GROSS CHARGES	WORKING INTEREST	NET CHARGE
PRODUCTION EQUIP INSTALLATION	TRINITY OILFIELD SERVICES &	550.98	0.006363620	3.51
PRODUCTION EQUIP INSTALLATION	TRINITY OILFIELD SERVICES &	482.11	0.006363620	3.07
SEPARATION EQUIPMENT	G&A FABRICATION LLC	8,667.56	0.006363620	55.16
SURFACE PUMPS & PRIME MOVERS	G&A FABRICATION LLC	26,334.11	0.006363620	167.58
Total Equipment Beyond Wellhead Cost		86,975.61		553.48

**62916000-20 SUBTOTAL****234,711.81****1,493.60****PROPERTY: 62916000 62916000-30 CREEDENCE 21/16 W1ED ST COM 1H**Lease Operating Expense

COMPANY SUPERVISION	MEWBOURNE OIL COMPANY	600.00	0.006363620	3.82
COMPANY SUPERVISION	MEWBOURNE OIL COMPANY	900.00	0.006363620	5.73
COMPANY SUPERVISION	MEWBOURNE OIL COMPANY	600.00	0.006363620	3.82
COMPRESSOR MAINTENANCE	KEYSTONE PUMP & SUPPLY LI	665.88	0.006363620	4.24
COMPRESSOR MAINTENANCE	G&A FABRICATION LLC	683.00	0.006363620	4.35
COMPRESSOR MAINTENANCE	G&A FABRICATION LLC	482.43	0.006363620	3.07
COMPRESSOR MAINTENANCE	G&A FABRICATION LLC	229.55	0.006363620	1.46
COMPRESSOR MAINTENANCE	G&A FABRICATION LLC	48.00	0.006363620	0.31
COMPRESSOR MAINTENANCE	G&A FABRICATION LLC	104.97	0.006363620	0.67
COMPRESSOR MAINTENANCE	G&A FABRICATION LLC	187.87	0.006363620	1.20
COMPRESSOR MAINTENANCE	G&A FABRICATION LLC	138.28	0.006363620	0.88
COMPRESSOR MAINTENANCE	G&A FABRICATION LLC	293.75	0.006363620	1.87
COMPRESSOR MAINTENANCE	HARVEY FUELS INC	520.39	0.006363620	3.31
COMPRESSOR MAINTENANCE	BRYAN SERVICE AND SUPPLY	18.95	0.006363620	0.12
COMPRESSOR MAINTENANCE	BRYAN SERVICE AND SUPPLY	91.50	0.006363620	0.58
COMPRESSOR MAINTENANCE	BRYAN SERVICE AND SUPPLY	132.84	0.006363620	0.85
COMPRESSOR MAINTENANCE	BRYAN SERVICE AND SUPPLY	1,933.79	0.006363620	12.31
COMPRESSOR MAINTENANCE	BRYAN SERVICE AND SUPPLY	37.51	0.006363620	0.24
COMPRESSOR MAINTENANCE	BRYAN SERVICE AND SUPPLY	464.33	0.006363620	2.95
COMPRESSOR RENTAL/SERVICES	MESA NATURAL GAS SOLUTIC	1,560.86	0.006363620	9.93
CONTRACT SUPERVISION	PROPETRO SERVICES INC	1,126.13	0.006363620	7.17
CONTRACT SUPERVISION	PROPETRO SERVICES INC	1,126.13	0.006363620	7.17
CONTRACT SUPERVISION	PROPETRO SERVICES INC	1,126.13	0.006363620	7.17
CONTRACT SUPERVISION	PROPETRO SERVICES INC	1,126.13	0.006363620	7.17
CONTRACT SUPERVISION	PROPETRO SERVICES INC	948.32	0.006363620	6.03
CONTRACT SUPERVISION	PROPETRO SERVICES INC	948.32	0.006363620	6.03
CONTRACT SUPERVISION	PROPETRO SERVICES INC	948.32	0.006363620	6.03
CONTRACT SUPERVISION	PROPETRO SERVICES INC	948.32	0.006363620	6.03
CONTRACT SUPERVISION	TURNCO ENTERPRISES LLC	3,202.50	0.006363620	20.38
CONTRACT SUPERVISION	TURNCO ENTERPRISES LLC	4,003.12	0.006363620	25.47
CONTRACT SUPERVISION	TURNCO ENTERPRISES LLC	8,116.25	0.006363620	51.65
CONTRACT SUPERVISION	TURNCO ENTERPRISES LLC	1,029.37	0.006363620	6.55
LEASE MAINTENANCE	GARNER PUMP & SUPPLY INC	975.65	0.006363620	6.21

## MEWBOURNE OIL COMPANY

TOM M RAGSDALE  
400 N SAM HOUSTON PARKWAY EAST  
SUITE 601  
HOUSTON, TX 77060

**INVOICE NO.:** 202001-11482

**INVOICE DATE:** 1-31-2020

**OWNER:** 035904-1

**BILLING FOR:** January 2020

REFERENCE/DESCRIPTION OF CHARGES		GROSS CHARGES	WORKING INTEREST	NET CHARGE
LEASE MAINTENANCE	GARNER PUMP & SUPPLY INC	143.42	0.006363620	0.91
LEASE MAINTENANCE	AMERICAN MILLENNIUM COR	12.85	0.006363620	0.08
LEASE MAINTENANCE	AMERICAN MILLENNIUM COR	16.94	0.006363620	0.11
LEASE MAINTENANCE	KEYSTONE PUMP & SUPPLY LI	330.15	0.006363620	2.10
LEASE MAINTENANCE	K&S OILFIELD SUPPLIES LLC	97.76	0.006363620	0.62
LEASE MAINTENANCE	K&S OILFIELD SUPPLIES LLC	137.54	0.006363620	0.88
LEASE MAINTENANCE	STANDARD OIL FIELD SUPPLY	31.27	0.006363620	0.20
LEASE MAINTENANCE	STANDARD OIL FIELD SUPPLY	67.79	0.006363620	0.43
LEASE MAINTENANCE	STANDARD OIL FIELD SUPPLY	152.94	0.006363620	0.97
LEASE MAINTENANCE	STANDARD OIL FIELD SUPPLY	152.94	0.006363620	0.97
LEASE MAINTENANCE	STANDARD OIL FIELD SUPPLY	1,666.25	0.006363620	10.60
LEASE MAINTENANCE	STANDARD OIL FIELD SUPPLY	107.40	0.006363620	0.68
LEASE MAINTENANCE	STANDARD OIL FIELD SUPPLY	93.47	0.006363620	0.59
LEASE MAINTENANCE	STANDARD OIL FIELD SUPPLY	216.84	0.006363620	1.38
LEASE MAINTENANCE	STANDARD OIL FIELD SUPPLY	629.48	0.006363620	4.01
LEASE MAINTENANCE	STANDARD OIL FIELD SUPPLY	84.39	0.006363620	0.54
LEASE MAINTENANCE	STANDARD OIL FIELD SUPPLY	726.97	0.006363620	4.63
LEASE MAINTENANCE	TRIPLE T'S LINING LLC	525.92	0.006363620	3.35
LEASE MAINTENANCE	MPS ENTERPRISES INC	1,147.43	0.006363620	7.30
LEASE MAINTENANCE	MPS ENTERPRISES INC	31.75	0.006363620	0.20
LEASE MAINTENANCE	MPS ENTERPRISES INC	2,599.82	0.006363620	16.54
LEASE MAINTENANCE	PRESTIGE EQUIPMENT RENTA	610.89	0.006363620	3.89
LEASE MAINTENANCE	G&A FABRICATION LLC	140.78	0.006363620	0.90
LEASE MAINTENANCE	G&A FABRICATION LLC	1,522.98	0.006363620	9.69
LEASE MAINTENANCE	G&A FABRICATION LLC	329.47	0.006363620	2.10
LEASE MAINTENANCE	G&A FABRICATION LLC	417.07	0.006363620	2.65
LEASE MAINTENANCE	G&A FABRICATION LLC	2,950.70	0.006363620	18.78
LEASE MAINTENANCE	G&A FABRICATION LLC	493.48	0.006363620	3.14
LEASE MAINTENANCE	G&A FABRICATION LLC	113.49	0.006363620	0.72
LEASE MAINTENANCE	G&A FABRICATION LLC	113.49	0.006363620	0.72
LEASE MAINTENANCE	G&A FABRICATION LLC	85.51	0.006363620	0.54
LEASE MAINTENANCE	G&A FABRICATION LLC	76.84	0.006363620	0.49
LEASE MAINTENANCE	G&A FABRICATION LLC	85.51	0.006363620	0.54
LEASE MAINTENANCE	G&A FABRICATION LLC	76.84	0.006363620	0.49
LEASE MAINTENANCE	G&A FABRICATION LLC	48.03	0.006363620	0.31
LEASE MAINTENANCE	G&A FABRICATION LLC	48.03	0.006363620	0.31
LEASE MAINTENANCE	G&A FABRICATION LLC	314.43	0.006363620	2.00
LEASE MAINTENANCE	G&A FABRICATION LLC	314.43	0.006363620	2.00
LEASE MAINTENANCE	G&A FABRICATION LLC	215.41	0.006363620	1.37
LEASE MAINTENANCE	G&A FABRICATION LLC	215.41	0.006363620	1.37
LEASE MAINTENANCE	G&A FABRICATION LLC	294.30	0.006363620	1.87
LEASE MAINTENANCE	G&A FABRICATION LLC	213.96	0.006363620	1.36

## MEWBOURNE OIL COMPANY

TOM M RAGSDALE  
400 N SAM HOUSTON PARKWAY EAST  
SUITE 601  
HOUSTON, TX 77060

**INVOICE NO.:** 202001-11482  
**INVOICE DATE:** 1-31-2020  
**OWNER:** 035904-1  
**BILLING FOR:** January 2020

REFERENCE/DESCRIPTION OF CHARGES		GROSS CHARGES	WORKING INTEREST	NET CHARGE
LEASE MAINTENANCE	G&A FABRICATION LLC	222.70	0.006363620	1.42
LEASE MAINTENANCE	G&A FABRICATION LLC	222.70	0.006363620	1.42
LEASE MAINTENANCE	G&A FABRICATION LLC	310.52	0.006363620	1.98
LEASE MAINTENANCE	G&A FABRICATION LLC	497.83	0.006363620	3.17
LEASE MAINTENANCE	G&A FABRICATION LLC	248.90	0.006363620	1.58
LEASE MAINTENANCE	G&A FABRICATION LLC	934.44	0.006363620	5.95
LEASE MAINTENANCE	G&A FABRICATION LLC	62.79	0.006363620	0.40
LEASE MAINTENANCE	G&A FABRICATION LLC	62.79	0.006363620	0.40
LEASE MAINTENANCE	G&A FABRICATION LLC	130.53	0.006363620	0.83
LEASE MAINTENANCE	G&A FABRICATION LLC	673.43	0.006363620	4.29
LEASE MAINTENANCE	G&A FABRICATION LLC	329.91	0.006363620	2.10
LEASE MAINTENANCE	JUSTIN WILSON	116.54	0.006363620	0.74
LEASE MAINTENANCE	JUSTIN WILSON	116.54	0.006363620	0.74
LEASE MAINTENANCE	JUSTIN WILSON	235.18	0.006363620	1.50
LEASE MAINTENANCE	JUSTIN WILSON	235.18	0.006363620	1.50
LEASE MAINTENANCE	VAPROX LLC	172.80	0.006363620	1.10
LEASE MAINTENANCE	VAPROX LLC	172.80	0.006363620	1.10
LEASE MAINTENANCE	VAPROX LLC	284.56	0.006363620	1.81
LEASE MAINTENANCE	TURNCO ENTERPRISES LLC	118.75	0.006363620	0.76
LEASE MAINTENANCE	TURNCO ENTERPRISES LLC	315.00	0.006363620	2.00
LEASE MAINTENANCE	TURNCO ENTERPRISES LLC	367.50	0.006363620	2.34
LEASE MAINTENANCE	TURNCO ENTERPRISES LLC	315.00	0.006363620	2.00
LEASE MAINTENANCE	TURNCO ENTERPRISES LLC	315.00	0.006363620	2.00
LEASE MAINTENANCE	TURNCO ENTERPRISES LLC	315.00	0.006363620	2.00
LEASE MAINTENANCE	TURNCO ENTERPRISES LLC	157.50	0.006363620	1.00
LEASE MAINTENANCE	TURNCO ENTERPRISES LLC	157.50	0.006363620	1.00
LEASE MAINTENANCE	TURNCO ENTERPRISES LLC	157.50	0.006363620	1.00
LEASE MAINTENANCE	TURNCO ENTERPRISES LLC	420.00	0.006363620	2.67
LEASE MAINTENANCE	INGRAM PROFESSIONAL SERV	1,740.39	0.006363620	11.08
LEASE MAINTENANCE	TRINITY OILFIELD SERVICES &	482.11	0.006363620	3.07
LEASE MAINTENANCE	TRINITY OILFIELD SERVICES &	206.61	0.006363620	1.31
LEASE MAINTENANCE	TRINITY OILFIELD SERVICES &	206.61	0.006363620	1.31
LEASE MAINTENANCE	TRINITY OILFIELD SERVICES &	172.18	0.006363620	1.10
LEASE MAINTENANCE	TRINITY OILFIELD SERVICES &	447.67	0.006363620	2.85
LEASE MAINTENANCE	TRINITY OILFIELD SERVICES &	103.31	0.006363620	0.66
LEASE MAINTENANCE	TRINITY OILFIELD SERVICES &	413.23	0.006363620	2.63
LEASE MAINTENANCE	TRINITY OILFIELD SERVICES &	172.18	0.006363620	1.10
LEASE MAINTENANCE	TRINITY OILFIELD SERVICES &	137.74	0.006363620	0.88
LEASE MAINTENANCE	TRINITY OILFIELD SERVICES &	275.49	0.006363620	1.75
LEASE MAINTENANCE	NGL WATER SOLUTIONS PERM	42.38	0.006363620	0.27
LEASE MAINTENANCE	TANKLOGIX LLC	122.71	0.006363620	0.79
LEASE MAINTENANCE	DELAWARE ENERGY LLC	204.89	0.006363620	1.30

## MEWBOURNE OIL COMPANY

TOM M RAGSDALE  
400 N SAM HOUSTON PARKWAY EAST  
SUITE 601  
HOUSTON, TX 77060

INVOICE NO.: 202001-11482  
INVOICE DATE: 1-31-2020  
OWNER: 035904-1  
BILLING FOR: January 2020

REFERENCE/DESCRIPTION OF CHARGES		GROSS CHARGES	WORKING INTEREST	NET CHARGE
LEASE MAINTENANCE	DELAWARE ENERGY LLC	54.03	0.006363620	0.34
LEASE MAINTENANCE	DELAWARE ENERGY LLC	84.42	0.006363620	0.54
LEASE MAINTENANCE	DELAWARE ENERGY LLC	28.14	0.006363620	0.18
LEASE MAINTENANCE	MEWBOURNE OIL COMPANY	375.00	0.006363620	2.39
LEASE MAINTENANCE	MEWBOURNE OIL COMPANY	255.00	0.006363620	1.62
MISCELLANEOUS EQUIPMENT RENTAL	MEWBOURNE OIL COMPANY	6,200.00	0.006363620	39.45
MISCELLANEOUS EQUIPMENT RENTAL	TFH LTD CO	248.34	0.006363620	1.58
MISCELLANEOUS EQUIPMENT RENTAL	D&H TRUCKING	1,743.52	0.006363620	11.09
MISCELLANEOUS EQUIPMENT RENTAL	D&H TRUCKING	1,743.52	0.006363620	11.09
MISCELLANEOUS EQUIPMENT RENTAL	D&H TRUCKING	1,140.77	0.006363620	7.26
MISCELLANEOUS EQUIPMENT RENTAL	D&H TRUCKING	1,140.77	0.006363620	7.26
MISCELLANEOUS EQUIPMENT RENTAL	D&H TRUCKING	1,140.77	0.006363620	7.26
OVERHEAD-FIXED RATE	MEWBOURNE OIL COMPANY	837.60	0.006363620	5.33
PUMPING	MEWBOURNE OIL COMPANY	850.00	0.006363620	5.41
PUMPING	MEWBOURNE OIL COMPANY	637.50	0.006363620	4.06
SALT WATER DISPOSAL	MEWBOURNE OIL COMPANY	79,502.04	0.006363620	505.92
SALT WATER DISPOSAL	GUNS UP SERVICES	386.32	0.006363620	2.46
SALT WATER DISPOSAL	SARGE TRUCKING SERVICES I	274.49	0.006363620	1.75
SALT WATER DISPOSAL	SARGE TRUCKING SERVICES I	228.74	0.006363620	1.46
SALT WATER DISPOSAL	NGL WATER SOLUTIONS PERM	305.58	0.006363620	1.94
Total Lease Operating Expense Cost		162,545.90		1,034.39

62916000-30 SUBTOTAL

162,545.90

1,034.39

PROPERTY 62916000 TOTAL

397,257.71

2,527.99

62916000PREPAYMENTS

-2,527.99

PROPERTY: 62958000 62958000-30 GAZELLE 22 B3MD FED COM 1H

Lease Operating Expense

CHEMICALS-OIL TREATING	EP&S LLC	44.50	0.195498190	8.70
CHEMICALS-WATER TREATING	IMPERATIVE CHEMICAL PART	476.10	0.195498190	93.08
CHEMICALS-WATER TREATING	IMPERATIVE CHEMICAL PART	404.73	0.195498190	79.12
CHEMICALS-WATER TREATING	IMPERATIVE CHEMICAL PART	213.23	0.195498190	41.68
CHEMICALS-WATER TREATING	IMPERATIVE CHEMICAL PART	61.83	0.195498190	12.09
CHEMICALS-WATER TREATING	IMPERATIVE CHEMICAL PART	200.73	0.195498190	39.24
CHEMICALS-WATER TREATING	IMPERATIVE CHEMICAL PART	120.14	0.195498190	23.49
COMPANY SUPERVISION	MEWBOURNE OIL COMPANY	300.00	0.195498190	58.65
COMPANY SUPERVISION	MEWBOURNE OIL COMPANY	600.00	0.195498190	117.30
COMPRESSOR MAINTENANCE	G&A FABRICATION LLC	136.78	0.195498190	26.74
COMPRESSOR MAINTENANCE	G&A FABRICATION LLC	69.48	0.195498190	13.58
COMPRESSOR MAINTENANCE	G&A FABRICATION LLC	75.99	0.195498190	14.85
COMPRESSOR MAINTENANCE	G&A FABRICATION LLC	130.55	0.195498190	25.52
COMPRESSOR MAINTENANCE	G&A FABRICATION LLC	111.03	0.195498190	21.71
COMPRESSOR MAINTENANCE	G&A FABRICATION LLC	81.84	0.195498190	16.00

## MEWBOURNE OIL COMPANY

TOM M RAGSDALE  
400 N SAM HOUSTON PARKWAY EAST  
SUITE 601  
HOUSTON, TX 77060

**INVOICE NO.:** 202001-11482  
**INVOICE DATE:** 1-31-2020  
**OWNER:** 035904-1  
**BILLING FOR:** January 2020

REFERENCE/DESCRIPTION OF CHARGES		GROSS CHARGES	WORKING INTEREST	NET CHARGE
COMPRESSOR MAINTENANCE	G&A FABRICATION LLC	155.28	0.195498190	30.36
COMPRESSOR MAINTENANCE	G&A FABRICATION LLC	70.53	0.195498190	13.79
COMPRESSOR MAINTENANCE	G&A FABRICATION LLC	77.04	0.195498190	15.06
COMPRESSOR RENTAL/SERVICES	GUNS UP SERVICES	120.73	0.195498190	23.60
COMPRESSOR RENTAL/SERVICES	GUNS UP SERVICES	150.78	0.195498190	29.47
COMPRESSOR RENTAL/SERVICES	BASELINE ENERGY SERVICES	78.32	0.195498190	15.31
COMPRESSOR RENTAL/SERVICES	GRAVITY OILFIELD SERVICES	25.43	0.195498190	4.97
COMPRESSOR RENTAL/SERVICES	GRAVITY OILFIELD SERVICES	273.37	0.195498190	53.44
COMPRESSOR RENTAL/SERVICES	GRAVITY OILFIELD SERVICES	282.49	0.195498190	55.23
CONTRACT SUPERVISION	PACE OILFIELD SERVICES INC	27.69	0.195498190	5.41
CONTRACT SUPERVISION	PACE OILFIELD SERVICES INC	291.50	0.195498190	56.99
CONTRACT SUPERVISION	PACE OILFIELD SERVICES INC	291.50	0.195498190	56.99
CONTRACT SUPERVISION	PACE OILFIELD SERVICES INC	291.50	0.195498190	56.99
CONTRACT SUPERVISION	PACE OILFIELD SERVICES INC	291.50	0.195498190	56.99
CONTRACT SUPERVISION	PACE OILFIELD SERVICES INC	291.50	0.195498190	56.99
CONTRACT SUPERVISION	PACE OILFIELD SERVICES INC	291.50	0.195498190	56.99
FUEL, POWER & ELECTRICAL	XCEL ENERGY	465.81	0.195498190	91.06
FUEL, POWER & ELECTRICAL	PILOT THOMAS LOGISTICS LLC	74.56	0.195498190	14.58
FUEL, POWER & ELECTRICAL	PILOT THOMAS LOGISTICS LLC	88.93	0.195498190	17.38
FUEL, POWER & ELECTRICAL	PILOT THOMAS LOGISTICS LLC	83.40	0.195498190	16.31
FUEL, POWER & ELECTRICAL	PILOT THOMAS LOGISTICS LLC	34.51	0.195498190	6.75
FUEL, POWER & ELECTRICAL	PILOT THOMAS LOGISTICS LLC	80.99	0.195498190	15.83
FUEL, POWER & ELECTRICAL	PILOT THOMAS LOGISTICS LLC	25.66	0.195498190	5.02
FUEL, POWER & ELECTRICAL	PILOT THOMAS LOGISTICS LLC	21.32	0.195498190	4.17
FUEL, POWER & ELECTRICAL	PILOT THOMAS LOGISTICS LLC	28.33	0.195498190	5.54
FUEL, POWER & ELECTRICAL	PILOT THOMAS LOGISTICS LLC	21.01	0.195498190	4.11
FUEL, POWER & ELECTRICAL	PILOT THOMAS LOGISTICS LLC	52.70	0.195498190	10.30
FUEL, POWER & ELECTRICAL	PILOT THOMAS LOGISTICS LLC	39.48	0.195498190	7.72
FUEL, POWER & ELECTRICAL	PILOT THOMAS LOGISTICS LLC	28.41	0.195498190	5.55
FUEL, POWER & ELECTRICAL	PILOT THOMAS LOGISTICS LLC	42.01	0.195498190	8.21
FUEL, POWER & ELECTRICAL	PILOT THOMAS LOGISTICS LLC	33.36	0.195498190	6.52
LEASE MAINTENANCE	SUNDANCE SERVICES INC	42.93	0.195498190	8.40
LEASE MAINTENANCE	AMERICAN MILLENNIUM COR	18.32	0.195498190	3.58
LEASE MAINTENANCE	K&S OILFIELD SUPPLIES LLC	378.77	0.195498190	74.04
LEASE MAINTENANCE	K&S OILFIELD SUPPLIES LLC	40.00	0.195498190	7.82
LEASE MAINTENANCE	K&S OILFIELD SUPPLIES LLC	322.61	0.195498190	63.08
LEASE MAINTENANCE	K&S OILFIELD SUPPLIES LLC	40.46	0.195498190	7.91
LEASE MAINTENANCE	K&S OILFIELD SUPPLIES LLC	491.27	0.195498190	96.04
LEASE MAINTENANCE	TURNCO ENTERPRISES LLC	51.76	0.195498190	10.12
LEASE MAINTENANCE	TURNCO ENTERPRISES LLC	356.25	0.195498190	69.65
LEASE MAINTENANCE	TURNCO ENTERPRISES LLC	190.00	0.195498190	37.14



## MEWBOURNE OIL COMPANY

TOM M RAGSDALE  
400 N SAM HOUSTON PARKWAY EAST  
SUITE 601  
HOUSTON, TX 77060

INVOICE NO.: 202001-11482  
INVOICE DATE: 1-31-2020  
OWNER: 035904-1  
BILLING FOR: January 2020

REFERENCE/DESCRIPTION OF CHARGES		GROSS CHARGES	WORKING INTEREST	NET CHARGE
LEASE MAINTENANCE	TURNCO ENTERPRISES LLC	127.50	0.195498190	24.93
LEASE MAINTENANCE	TURNCO ENTERPRISES LLC	142.50	0.195498190	27.87
LEASE MAINTENANCE	INGRAM PROFESSIONAL SERV	224.31	0.195498190	43.85
LEASE MAINTENANCE	EP&S LLC	158.87	0.195498190	31.06
LEASE MAINTENANCE	EP&S LLC	140.16	0.195498190	27.40
LEASE MAINTENANCE	EP&S LLC	265.41	0.195498190	51.89
LEASE MAINTENANCE	AY TRUCKING INC	147.84	0.195498190	28.90
LEASE MAINTENANCE	AY TRUCKING INC	118.27	0.195498190	23.11
MISCELLANEOUS EQUIPMENT RENTAL	MEWBOURNE OIL COMPANY	260.40	0.195498190	50.91
OVERHEAD-FIXED RATE	MEWBOURNE OIL COMPANY	837.60	0.195498190	163.75
PRIME MOVER MAINTENANCE	HR COMPRESSION & SERVICE	324.80	0.195498190	63.50
PUMPING	MEWBOURNE OIL COMPANY	850.00	0.195498190	166.17
PUMPING	MEWBOURNE OIL COMPANY	637.50	0.195498190	124.63
SALT WATER DISPOSAL	OWL SWD OPERATING LLC	7,711.46	0.195498190	1,507.58
SALT WATER DISPOSAL	OWL SWD OPERATING LLC	2,733.04	0.195498190	534.30
SALT WATER DISPOSAL	NGL WATER SOLUTIONS PERM	5,223.90	0.195498190	1,021.26
SALT WATER DISPOSAL	NGL WATER SOLUTIONS PERM	3,100.53	0.195498190	606.15
SALT WATER DISPOSAL	AY TRUCKING INC	378.98	0.195498190	74.08
SALT WATER DISPOSAL	DELAWARE ENERGY LLC	56.05	0.195498190	10.96
SALT WATER DISPOSAL	LIMESTONE BASIN PROPERTIE	179.89	0.195498190	35.17
SITE RESTORATION & EXCAVATION	TRINITY OILFIELD SERVICES &	45.02	0.195498190	8.80
Total Lease Operating Expense Cost		33,045.97		6,460.42
<b>62958000-30 SUBTOTAL</b>		<b>33,045.97</b>		<b>6,460.42</b>
<b>PROPERTY 62958000 TOTAL</b>		<b>33,045.97</b>		<b>6,460.42</b>
<b>PROPERTY: 72185000 72185000-10 CREEDENCE 21/16 W0FC ST COM 4H</b>				
<u>Intangible Well Cost</u>				
COMPANY SUPERVISION	MEWBOURNE OIL COMPANY	312.50	0.006363620	1.99
PERMITS AND SURVEYS	RRC SURVEYING LLC	1,839.69	0.006363620	11.71
PERMITS AND SURVEYS	BUREAU OF LAND MANAGEM	354.13	0.006363620	2.25
Total Intangible Well Cost Cost		2,506.32		15.95
<u>Intangible Well Cost</u>				
COMPANY SUPERVISION	MEWBOURNE OIL COMPANY	625.00	0.006363620	3.98
COMPANY SUPERVISION	MEWBOURNE OIL COMPANY	3,750.00	0.006363620	23.86
Total Intangible Well Cost Cost		4,375.00		27.84
<u>Intangible Well Cost</u>				
COMPANY SUPERVISION	MEWBOURNE OIL COMPANY	600.00	0.006363620	3.82
COMPANY SUPERVISION	MEWBOURNE OIL COMPANY	300.00	0.006363620	1.91
LOCATION, ROADS, PITS & SITE	PECOS VALLEY ARTESIAN	14,584.05	0.006363620	92.81
LOCATION, ROADS, PITS & SITE	PECOS VALLEY ARTESIAN	0.00	0.006363620	0.00

## MEWBOURNE OIL COMPANY

TOM M RAGSDALE  
400 N SAM HOUSTON PARKWAY EAST  
SUITE 601  
HOUSTON, TX 77060

**INVOICE NO.:** 202001-11482  
**INVOICE DATE:** 1-31-2020  
**OWNER:** 035904-1  
**BILLING FOR:** January 2020

REFERENCE/DESCRIPTION OF CHARGES		GROSS CHARGES	WORKING INTEREST	NET CHARGE
Total Intangible Well Cost Cost		15,484.05		98.54
<u>Intangible Well Cost</u>				
COMPANY SUPERVISION	MEWBOURNE OIL COMPANY	287.50	0.006363620	1.83
COMPANY SUPERVISION	MEWBOURNE OIL COMPANY	862.50	0.006363620	5.49
Total Intangible Well Cost Cost		1,150.00		7.32
<u>Intangible Well Cost</u>				
LOCATION, ROADS, PITS & SITE	A-1 SIGN ENGRAVERS INC	90.01	0.006363620	0.57
Total Intangible Well Cost Cost		90.01		0.57
<u>Intangible Well Cost</u>				
BITS	HALLIBURTON ENERGY SERV	10,530.32	0.006363620	67.01
BITS	ULTERRA DRILLING	1,167.66	0.006363620	7.43
BITS	ULTERRA DRILLING	8,467.13	0.006363620	53.88
CASING, TUBING, SNUBBING SERV	BUTCH'S RAT HOLE & ANCHOI	4,126.28	0.006363620	26.26
CASING, TUBING, SNUBBING SERV	BUTCH'S RAT HOLE & ANCHOI	12,978.83	0.006363620	82.59
CASING, TUBING, SNUBBING SERV	NORTH AMERICAN TUBULAR	2,860.87	0.006363620	18.21
CEMENTING	BOND COAT INC	13,780.90	0.006363620	87.70
CEMENTING	WEATHERFORD US LP	1,667.27	0.006363620	10.61
CEMENTING	WEATHERFORD US LP	2,627.93	0.006363620	16.72
CEMENTING	WEATHERFORD US LP	1,378.87	0.006363620	8.77
CEMENTING	PAR FIVE ENERGY SERVICES I	15,075.76	0.006363620	95.94
CEMENTING	PAR FIVE ENERGY SERVICES I	35,156.02	0.006363620	223.72
CEMENTING	PAR FIVE ENERGY SERVICES I	34,556.13	0.006363620	219.90
CEMENTING	PAR FIVE ENERGY SERVICES I	17,652.66	0.006363620	112.33
COMPANY SUPERVISION	MEWBOURNE OIL COMPANY	600.00	0.006363620	3.82
COMPANY SUPERVISION	MEWBOURNE OIL COMPANY	600.00	0.006363620	3.82
COMPANY SUPERVISION	MEWBOURNE OIL COMPANY	1,200.00	0.006363620	7.64
COMPANY SUPERVISION	MEWBOURNE OIL COMPANY	600.00	0.006363620	3.82
COMPANY SUPERVISION	MEWBOURNE OIL COMPANY	800.00	0.006363620	5.09
COMPANY SUPERVISION	MEWBOURNE OIL COMPANY	900.00	0.006363620	5.73
COMPANY SUPERVISION	MEWBOURNE OIL COMPANY	800.00	0.006363620	5.09
COMPANY SUPERVISION	MEWBOURNE OIL COMPANY	2,400.00	0.006363620	15.27
COMPANY SUPERVISION	MEWBOURNE OIL COMPANY	1,596.00	0.006363620	10.16
COMPANY SUPERVISION	MEWBOURNE OIL COMPANY	2,184.00	0.006363620	13.90
COMPANY SUPERVISION	MEWBOURNE OIL COMPANY	9,000.00	0.006363620	57.27
CONTRACT SUPERVISION	GSM OILFIELD SERVICES INC	4,730.63	0.006363620	30.10
CONTRACT SUPERVISION	GSM OILFIELD SERVICES INC	11,038.13	0.006363620	70.24
CONTRACT SUPERVISION	GSM OILFIELD SERVICES INC	11,038.13	0.006363620	70.24
DAY WORK, FOOTAGE, TURNKEY	PATTERSON-UTI DRILLING CO	107,972.60	0.006363620	687.10
DAY WORK, FOOTAGE, TURNKEY	PATTERSON-UTI DRILLING CO	426,763.77	0.006363620	2,715.76

## MEWBOURNE OIL COMPANY

TOM M RAGSDALE  
400 N SAM HOUSTON PARKWAY EAST  
SUITE 601  
HOUSTON, TX 77060

**INVOICE NO.:** 202001-11482  
**INVOICE DATE:** 1-31-2020  
**OWNER:** 035904-1  
**BILLING FOR:** January 2020

REFERENCE/DESCRIPTION OF CHARGES		GROSS CHARGES	WORKING INTEREST	NET CHARGE
EQUIPMENT RENTAL	MAN WELDING SERVICE	527.50	0.006363620	3.36
EQUIPMENT RENTAL	PATTERSON-UTI DRILLING CO	794.69	0.006363620	5.06
EQUIPMENT RENTAL	PATTERSON-UTI DRILLING CO	5,297.92	0.006363620	33.71
EQUIPMENT RENTAL	PATTERSON-UTI DRILLING CO	22,251.24	0.006363620	141.60
EQUIPMENT RENTAL	BLAIR TOOL LLC	10,446.26	0.006363620	66.48
EQUIPMENT RENTAL	DUKE OILFIELD SERVICES LLC	448.38	0.006363620	2.85
EQUIPMENT RENTAL	DUKE OILFIELD SERVICES LLC	627.73	0.006363620	3.99
EQUIPMENT RENTAL	DUKE OILFIELD SERVICES LLC	627.73	0.006363620	3.99
EQUIPMENT RENTAL	POWERSAT COMMUNICATION	1,399.24	0.006363620	8.90
EQUIPMENT RENTAL	OIL PATCH GROUP INC	741.71	0.006363620	4.72
EQUIPMENT RENTAL	OIL PATCH GROUP INC	8,756.40	0.006363620	55.72
EQUIPMENT RENTAL	D WEBB INDUSTRIES LLC	1,026.18	0.006363620	6.53
FUEL	FRONK OIL COMPANY INC	16,789.59	0.006363620	106.84
FUEL	FRONK OIL COMPANY INC	16,376.42	0.006363620	104.21
FUEL	FRONK OIL COMPANY INC	17,367.98	0.006363620	110.52
FUEL	FRONK OIL COMPANY INC	16,532.35	0.006363620	105.21
FUEL	FRONK OIL COMPANY INC	16,006.51	0.006363620	101.86
INSPECTION & REPAIR SERVICES	HOBBS RENTAL CORPORATION	3,227.48	0.006363620	20.54
INSPECTION & REPAIR SERVICES	CHARLIE'S FIELD SERVICE INC	1,788.05	0.006363620	11.38
INTANGIBLE SUPPLIES	CONTINENTAL WIRE CLOTH L	4,556.21	0.006363620	28.99
LOCATION RESTORATION	DUKE OILFIELD SERVICES LLC	2,510.90	0.006363620	15.98
LOCATION RESTORATION	DUKE OILFIELD SERVICES LLC	5,064.00	0.006363620	32.23
LOCATION RESTORATION	DUKE OILFIELD SERVICES LLC	4,772.82	0.006363620	30.37
LOCATION RESTORATION	DUKE OILFIELD SERVICES LLC	1,614.15	0.006363620	10.27
LOCATION RESTORATION	DUKE OILFIELD SERVICES LLC	1,899.00	0.006363620	12.08
LOCATION RESTORATION	DUKE OILFIELD SERVICES LLC	7,872.94	0.006363620	50.10
LOCATION RESTORATION	DUKE OILFIELD SERVICES LLC	11,837.10	0.006363620	75.33
LOCATION RESTORATION	DUKE OILFIELD SERVICES LLC	2,658.60	0.006363620	16.92
LOCATION RESTORATION	DUKE OILFIELD SERVICES LLC	4,905.75	0.006363620	31.22
LOCATION RESTORATION	DUKE OILFIELD SERVICES LLC	2,658.60	0.006363620	16.92
LOCATION RESTORATION	DUKE OILFIELD SERVICES LLC	1,028.63	0.006363620	6.55
LOCATION RESTORATION	R360 ENVIRONMENTAL SOLUT	15,450.00	0.006363620	98.32
LOCATION RESTORATION	R360 ENVIRONMENTAL SOLUT	27,320.00	0.006363620	173.85
LOCATION RESTORATION	R360 ENVIRONMENTAL SOLUT	2,004.50	0.006363620	12.76
LOCATION RESTORATION	R360 ENVIRONMENTAL SOLUT	24,960.00	0.006363620	158.84
LOCATION RESTORATION	R360 ENVIRONMENTAL SOLUT	2,305.18	0.006363620	14.67
LOCATION RESTORATION	OIL PATCH GROUP INC	244.76	0.006363620	1.56
LOCATION RESTORATION	OIL PATCH GROUP INC	1,468.58	0.006363620	9.35
LOCATION RESTORATION	OIL PATCH GROUP INC	1,328.72	0.006363620	8.46
LOCATION RESTORATION	QATAR LLC	1,130.28	0.006363620	7.19
LOCATION RESTORATION	QATAR LLC	968.81	0.006363620	6.17
LOCATION RESTORATION	QATAR LLC	968.81	0.006363620	6.17

## MEWBOURNE OIL COMPANY

TOM M RAGSDALE  
400 N SAM HOUSTON PARKWAY EAST  
SUITE 601  
HOUSTON, TX 77060

**INVOICE NO.:** 202001-11482  
**INVOICE DATE:** 1-31-2020  
**OWNER:** 035904-1  
**BILLING FOR:** January 2020

REFERENCE/DESCRIPTION OF CHARGES		GROSS CHARGES	WORKING INTEREST	NET CHARGE
LOCATION RESTORATION	QATAR LLC	3,390.84	0.006363620	21.58
LOCATION RESTORATION	QATAR LLC	1,937.62	0.006363620	12.33
LOCATION RESTORATION	BCNC OILFIELD SERVICES LLC	2,413.13	0.006363620	15.36
LOCATION RESTORATION	BCNC OILFIELD SERVICES LLC	3,861.00	0.006363620	24.57
LOCATION, ROADS, PITS & SITE	DIAMONDBACK DISPOSAL SEI	28,262.59	0.006363620	179.85
MUD	PATTERSON-UTI DRILLING CO	11,432.90	0.006363620	72.75
MUD	FRONK OIL COMPANY INC	1,361.58	0.006363620	8.66
MUD	FRONK OIL COMPANY INC	17,265.31	0.006363620	109.87
MUD	FRONK OIL COMPANY INC	9,862.60	0.006363620	62.76
MUD	QATAR LLC	484.41	0.006363620	3.08
MUD LOGGING	MORCO GEOLOGICAL SERVICE	17,667.12	0.006363620	112.43
OVERHEAD FIXED RATE	MEWBOURNE OIL COMPANY	1,290.32	0.006363620	8.21
RIG MOBILIZATION	PATTERSON-UTI DRILLING CO	13,526.25	0.006363620	86.08
RIG MOBILIZATION	ROAD RUNNER TRUCKING LLC	28,000.00	0.006363620	178.18
TESTING	MAN WELDING SERVICE	2,215.50	0.006363620	14.10
TESTING	MAN WELDING SERVICE	4,620.91	0.006363620	29.41
TRANSPORTATION	HUGHES OILFIELD TRANSPORT	500.54	0.006363620	3.19
TRANSPORTATION	HUGHES OILFIELD TRANSPORT	549.25	0.006363620	3.50
TRANSPORTATION	HUGHES OILFIELD TRANSPORT	564.64	0.006363620	3.59
TRANSPORTATION	HUGHES OILFIELD TRANSPORT	589.25	0.006363620	3.75
TRANSPORTATION	DIVINE ENERGY SERVICES LLC	841.15	0.006363620	5.35
TRANSPORTATION	DIVINE ENERGY SERVICES LLC	1,081.48	0.006363620	6.88
TRANSPORTATION	DIVINE ENERGY SERVICES LLC	1,562.13	0.006363620	9.94
TRANSPORTATION	MCCULLAR AND SON'S WELDING	794.87	0.006363620	5.06
TRANSPORTATION	TEJAS HOT SHOT SERVICE &	1,356.35	0.006363620	8.63
TRANSPORTATION	TEJAS HOT SHOT SERVICE &	1,805.93	0.006363620	11.49
WATER AND OTHER	DUKE OILFIELD SERVICES LLC	3,634.48	0.006363620	23.13
WATER AND OTHER	DUKE OILFIELD SERVICES LLC	5,451.71	0.006363620	34.69
WATER AND OTHER	DUKE OILFIELD SERVICES LLC	1,509.71	0.006363620	9.61
WATER AND OTHER	DUKE OILFIELD SERVICES LLC	1,090.34	0.006363620	6.94
WATER AND OTHER	DUKE OILFIELD SERVICES LLC	2,568.93	0.006363620	16.35
WATER AND OTHER	DUKE OILFIELD SERVICES LLC	2,386.41	0.006363620	15.19
WATER AND OTHER	DUKE OILFIELD SERVICES LLC	1,453.79	0.006363620	9.25
WATER AND OTHER	OIL PATCH GROUP INC	330.59	0.006363620	2.10
WATER AND OTHER	OIL PATCH GROUP INC	1,551.23	0.006363620	9.87
WATER AND OTHER	QATAR LLC	901.53	0.006363620	5.74
WATER AND OTHER	QATAR LLC	3,606.13	0.006363620	22.95
WATER AND OTHER	QATAR LLC	2,650.77	0.006363620	16.87
WATER AND OTHER	QATAR LLC	6,813.98	0.006363620	43.36
WELDING & CONSTRUCTION	MCCULLAR AND SON'S WELDING	2,230.42	0.006363620	14.19
WELDING & CONSTRUCTION	MCCULLAR AND SON'S WELDING	900.65	0.006363620	5.73
WELDING & CONSTRUCTION	MCCULLAR AND SON'S WELDING	450.32	0.006363620	2.87

## MEWBOURNE OIL COMPANY

TOM M RAGSDALE  
400 N SAM HOUSTON PARKWAY EAST  
SUITE 601  
HOUSTON, TX 77060

INVOICE NO.: 202001-11482  
INVOICE DATE: 1-31-2020  
OWNER: 035904-1  
BILLING FOR: January 2020

REFERENCE/DESCRIPTION OF CHARGES		GROSS CHARGES	WORKING INTEREST	NET CHARGE
Total Intangible Well Cost Cost		1,209,580.25		7,697.33
<u>Tangible Well Cost</u>				
CASING (10.1" - 19.0")	SOONER PIPE LLC	19,101.63	0.006363620	121.56
CASING (8.1" - 10.0")	SOONER PIPE LLC	73,044.88	0.006363620	464.83
DRILLING HEAD	SOONER PIPE LLC	1,717.85	0.006363620	10.93
DRILLING HEAD	CAMERON INTERNATIONAL	29,273.35	0.006363620	186.28
DRILLING HEAD	CAMERON INTERNATIONAL	2,554.54	0.006363620	16.26
DRILLING HEAD	CAMERON INTERNATIONAL	5,023.92	0.006363620	31.97
DRILLING HEAD	CAMERON INTERNATIONAL	5,592.65	0.006363620	35.59
Total Tangible Well Cost Cost		136,308.82		867.42
<b>72185000-10 SUBTOTAL</b>		<b>1,369,494.45</b>	<b>8,714.97</b>	
<b>PROPERTY: 72185000 72185000-20 CREEDENCE 21/16 W0FC ST COM 4H</b>				
<u>Intangible Well Cost</u>				
COMPANY SUPERVISION	MEWBOURNE OIL COMPANY	312.50	0.006363620	1.99
Total Intangible Well Cost Cost		312.50		1.99
<u>Intangible Well Cost</u>				
COMPANY SUPERVISION	MEWBOURNE OIL COMPANY	1,250.00	0.006363620	7.95
Total Intangible Well Cost Cost		1,250.00		7.95
<u>Intangible Well Cost</u>				
DAY WORK, FOOTAGE, TURNKEY	PATTERSON-UTI DRILLING CO	46,891.91	0.006363620	298.40
Total Intangible Well Cost Cost		46,891.91		298.40
<u>Tangible Well Cost</u>				
CASING (4.1" - 6.0")	SOONER PIPE LLC	4,165.72	0.006363620	26.51
Total Tangible Well Cost Cost		4,165.72		26.51
<b>72185000-20 SUBTOTAL</b>		<b>52,620.13</b>	<b>334.85</b>	
<b>PROPERTY 72185000 TOTAL</b>		<b>1,422,114.58</b>	<b>9,049.82</b>	
<b>72185000PREPAYMENTS</b>				<b>-9,049.82</b>
<b>PROPERTY: 72186000 72186000-10 CREEDENCE 21/16 W1FC ST COM 3H</b>				
<u>Intangible Well Cost</u>				
COMPANY SUPERVISION	MEWBOURNE OIL COMPANY	312.50	0.006363620	1.99
PERMITS AND SURVEYS	RRC SURVEYING LLC	1,884.73	0.006363620	11.99
PERMITS AND SURVEYS	BUREAU OF LAND MANAGEM.	354.13	0.006363620	2.25
Total Intangible Well Cost Cost		2,551.36		16.23
<u>Intangible Well Cost</u>				
COMPANY SUPERVISION	MEWBOURNE OIL COMPANY	625.00	0.006363620	3.98
COMPANY SUPERVISION	MEWBOURNE OIL COMPANY	2,500.00	0.006363620	15.91
Total Intangible Well Cost Cost		3,125.00		19.89



## MEWBOURNE OIL COMPANY

TOM M RAGSDALE  
400 N SAM HOUSTON PARKWAY EAST  
SUITE 601  
HOUSTON, TX 77060

INVOICE NO.: 202001-11482  
INVOICE DATE: 1-31-2020  
OWNER: 035904-1  
BILLING FOR: January 2020

REFERENCE/DESCRIPTION OF CHARGES	GROSS CHARGES	WORKING INTEREST	NET CHARGE
<u>Intangible Well Cost</u>			
COMPANY SUPERVISION MEWBOURNE OIL COMPANY	600.00	0.006363620	3.82
COMPANY SUPERVISION MEWBOURNE OIL COMPANY	300.00	0.006363620	1.91
LOCATION, ROADS, PITS & SITE PECOS VALLEY ARTESIAN	0.00	0.006363620	0.00
LOCATION, ROADS, PITS & SITE PECOS VALLEY ARTESIAN	14,584.05	0.006363620	92.81
PERMITS AND SURVEYS RRC SURVEYING LLC	138.93	0.006363620	0.88
PERMITS AND SURVEYS RRC SURVEYING LLC	138.93	0.006363620	0.88
Total Intangible Well Cost Cost	15,761.91		100.30
<u>Intangible Well Cost</u>			
COMPANY SUPERVISION MEWBOURNE OIL COMPANY	287.50	0.006363620	1.83
COMPANY SUPERVISION MEWBOURNE OIL COMPANY	1,437.50	0.006363620	9.15
Total Intangible Well Cost Cost	1,725.00		10.98
<u>Intangible Well Cost</u>			
LOCATION, ROADS, PITS & SITE A-1 SIGN ENGRAVERS INC	89.97	0.006363620	0.57
Total Intangible Well Cost Cost	89.97		0.57
<u>Intangible Well Cost</u>			
COMPANY SUPERVISION MEWBOURNE OIL COMPANY	600.00	0.006363620	3.82
COMPANY SUPERVISION MEWBOURNE OIL COMPANY	400.00	0.006363620	2.55
EQUIPMENT RENTAL MAN WELDING SERVICE	527.50	0.006363620	3.36
EQUIPMENT RENTAL PATTERSON-UTI DRILLING CO	794.68	0.006363620	5.06
LOCATION, ROADS, PITS & SITE DIAMONDBACK DISPOSAL SEI	28,262.59	0.006363620	179.85
MUD QATAR LLC	484.40	0.006363620	3.08
RIG MOBILIZATION PATTERSON-UTI DRILLING CO	13,526.23	0.006363620	86.08
RIG MOBILIZATION ROAD RUNNER TRUCKING LLC	28,000.00	0.006363620	178.18
WELDING & CONSTRUCTION MCCULLAR AND SON'S WELDI	2,230.42	0.006363620	14.19
Total Intangible Well Cost Cost	74,825.82		476.17
<u>Tangible Well Cost</u>			
DRILLING HEAD SOONER PIPE LLC	1,717.81	0.006363620	10.93
DRILLING HEAD CAMERON INTERNATIONAL	2,391.59	0.006363620	15.22
Total Tangible Well Cost Cost	4,109.40		26.15
<b>72186000-10 SUBTOTAL</b>	<b>102,188.46</b>	<b>650.29</b>	
<b>PROPERTY: 72186000 72186000-20 CREEDENCE 21/16 W1FC ST COM 3H</b>			
<u>Intangible Well Cost</u>			
COMPANY SUPERVISION MEWBOURNE OIL COMPANY	312.50	0.006363620	1.99
Total Intangible Well Cost Cost	312.50		1.99
<u>Intangible Well Cost</u>			

MEWBOURNE OIL COMPANY

TOM M RAGSDALE  
400 N SAM HOUSTON PARKWAY EAST  
SUITE 601  
HOUSTON, TX 77060

INVOICE NO.: 202001-11482  
INVOICE DATE: 1-31-2020  
OWNER: 035904-1  
BILLING FOR: January 2020

REFERENCE/DESCRIPTION OF CHARGES		GROSS CHARGES	WORKING INTEREST	NET CHARGE
COMPANY SUPERVISION	MEWBOURNE OIL COMPANY	1,250.00	0.006363620	7.95
Total Intangible Well Cost Cost		1,250.00		7.95
72186000-20 SUBTOTAL		1,562.50	9.94	
PROPERTY 72186000 TOTAL		103,750.96	660.23	
72186000PREPAYMENTS				-660.23

**MEWBOURNE OIL COMPANY**

MEWBOURNE OIL COMPANY  
P O BOX 7698  
TYLER, TX 75711-7698

TOM M RAGSDALE  
400 N SAM HOUSTON PARKWAY EAST  
SUITE 601  
HOUSTON, TX 77060

INVOICE NO.: 202004-17708

INVOICE DATE: 4-30-2020

OWNER: 035904-1

BILLING FOR: April 2020

**BALANCE FORWARD**

97,856.44

CURRENT PERIOD ADJUSTMENT					AMOUNT
					0.00
CURRENT CHARGES					GROSS INTEREST NET
62390000 - PRONGHORN 15 B3BO FED COM 1H	TIER : 3 0	30.927.66	0.0683747500	2.114.66	
62391000 - PRONGHORN 15 B3CN FED COM 1H	TIER : 3 0	33.331.69	0.0683747500	2.279.06	
62392000 - PRONGHORN 15 B3DM FED COM 1H	TIER : 3 0	13.675.96	0.0683747500	935.10	
62774000 - IBEX 10 B3MD FED COM 1H	TIER : 2 0	1.977.99	0.0519088600	102.68	
62774000 - IBEX 10 B3MD FED COM 1H	TIER : 2 0	-4.073.47	0.0527536400	-213.12	
62774000 - IBEX 10 B3MD FED COM 1H	TIER : 3 0	90.720.77	0.0519088600	4.709.25	
62774000 - IBEX 10 B3MD FED COM 1H	TIER : 3 0	-63.676.17	0.0528000000	-3.341.56	
62775000 - IBEX 10 B3NC FED COM 1H	TIER : 2 0	-2.456.94	0.0519088600	-127.54	
62775000 - IBEX 10 B3NC FED COM 1H	TIER : 2 0	2.456.94	0.0527536400	129.61	
62775000 - IBEX 10 B3NC FED COM 1H	TIER : 3 0	98.484.30	0.0519088600	5.112.26	
62775000 - IBEX 10 B3NC FED COM 1H	TIER : 3 0	-74.759.25	0.0528000000	-3.927.02	
62776000 - IBEX 10 B3OB FED COM 1H	TIER : 1 0	-1.345.46	0.0310932000	-41.83	
62776000 - IBEX 10 B3OB FED COM 1H	TIER : 1 0	1.345.46	0.0322507100	43.39	
62776000 - IBEX 10 B3OB FED COM 1H	TIER : 2 0	-111.966.74	0.0310932000	-3.481.40	
62776000 - IBEX 10 B3OB FED COM 1H	TIER : 2 0	111.966.74	0.0322507100	3.610.99	
62776000 - IBEX 10 B3OB FED COM 1H	TIER : 3 0	209.054.97	0.0311000000	6.500.00	
62776000 - IBEX 10 B3OB FED COM 1H	TIER : 3 0	-179.457.44	0.0322507100	-5.774.22	
62906000 - GAZELLE 22 B2MD FED COM 2H	TIER : 3 0	20.162.41	0.1954981900	3.941.66	
62907000 - GAZELLE 22 B2NC FED COM 2H	TIER : 1 0	93.257.37	0.0015248400	142.21	
62907000 - GAZELLE 22 B2NC FED COM 2H	TIER : 2 0	2.246.110.86	0.0015248400	3.424.97	
62907000 - GAZELLE 22 B2NC FED COM 2H	TIER : 3 0	280.992.10	0.0015248400	428.55	
62915000 - CREEDENCE 21/16 W0ED ST COM 2H	TIER : 1 0	6.855.90	0.0063636200	43.63	
62915000 - CREEDENCE 21/16 W0ED ST COM 2H	TIER : 2 0	3.523.10	0.0063636200	22.42	
62915000 - CREEDENCE 21/16 W0ED ST COM 2H	TIER : 3 0	94.449.17	0.0063636200	601.08	
62916000 - CREEDENCE 21/16 W1ED ST COM 1H	TIER : 1 0	3.804.25	0.0063636200	24.21	
62916000 - CREEDENCE 21/16 W1ED ST COM 1H	TIER : 2 0	3.523.09	0.0063636200	22.42	
62916000 - CREEDENCE 21/16 W1ED ST COM 1H	TIER : 3 0	97.124.14	0.0063636200	618.11	
62958000 - GAZELLE 22 B3MD FED COM 1H	TIER : 2 0	8.772.10	0.1954981900	1.714.94	
62958000 - GAZELLE 22 B3MD FED COM 1H	TIER : 3 0	20.920.43	0.1954981900	4.089.87	
62959000 - GAZELLE 22 B3NC FED COM 1H	TIER : 1 0	577.552.57	0.0015248400	880.66	
62959000 - GAZELLE 22 B3NC FED COM 1H	TIER : 2 0	2.410.254.61	0.0015248400	3.675.28	
62959000 - GAZELLE 22 B3NC FED COM 1H	TIER : 3 0	311.051.19	0.0015248400	474.41	
72185000 - CREEDENCE 21/16 W0FC ST COM 4H	TIER : 1 0	70.854.74	0.0063636200	450.91	
72185000 - CREEDENCE 21/16 W0FC ST COM 4H	TIER : 1 0	-1.290.32	0.0063636200	-8.21	
72185000 - CREEDENCE 21/16 W0FC ST COM 4H	TIER : 2 0	116.268.43	0.0063636200	739.87	
72185000 - CREEDENCE 21/16 W0FC ST COM 4H	TIER : 3 0	111.26	0.0063636200	0.71	
72186000 - CREEDENCE 21/16 W1FC ST COM 3H	TIER : 1 0	70.748.39	0.0063636200	450.23	
72186000 - CREEDENCE 21/16 W1FC ST COM 3H	TIER : 2 0	113.504.55	0.0063636200	722.29	
72186000 - CREEDENCE 21/16 W1FC ST COM 3H	TIER : 3 0	111.25	0.0063636200	0.71	
TOTAL CURRENT CHARGES		6,704,868.60		31,091.24	

## MEWBOURNE OIL COMPANY

TOM M RAGSDALE  
400 N SAM HOUSTON PARKWAY EAST  
SUITE 601  
HOUSTON, TX 77060

**INVOICE NO.:** 202004-17708  
**INVOICE DATE:** 4-30-2020  
**OWNER:** 035904-1  
**BILLING FOR:** April 2020

**APPLIED ADVANCES**

62915000 - CREEDENCE 21/16 W0ED ST COM 2H	-667.13
62916000 - CREEDENCE 21/16 W1ED ST COM 1H	-664.74
72185000 - CREEDENCE 21/16 W0FC ST COM 4H	-1,183.28
72186000 - CREEDENCE 21/16 W1FC ST COM 3H	-1,173.23
<b>APPLIED ADVANCES TOTAL</b>	<b>-3,688.38</b>

**INVOICE TOTAL****27,402.86****OUTSTANDING BALANCE****125,259.30**

PLEASE INDICATE INVOICE# 202004-17708  
AND ACCOUNT# 035904-1  
ON REMITTANCE  
PAYMENT DUE 15 DAYS AFTER RECEIPT OF INVOICE PAYABLE IN US DOLLARS

FOR INQUIRIES, PLEASE CONTACT (903) 561-2900

## MEWBOURNE OIL COMPANY

TOM M RAGSDALE  
400 N SAM HOUSTON PARKWAY EAST  
SUITE 601  
HOUSTON, TX 77060

INVOICE NO.: 202004-17708  
INVOICE DATE: 4-30-2020  
OWNER: 035904-1  
BILLING FOR: April 2020

REFERENCE/DESCRIPTION OF CHARGES		GROSS CHARGES	WORKING INTEREST	NET CHARGE
PROPERTY: 62390000 62390000-30 PRONGHORN 15 B3BO FED COM 1H				
Lease Operating Expense				
CHEMICALS-WATER TREATING	IMPERATIVE CHEMICAL PART	261.69	0.068374750	17.89
COMPANY SUPERVISION	MEWBOURNE OIL COMPANY	312.50	0.068374750	21.37
COMPANY SUPERVISION	MEWBOURNE OIL COMPANY	625.00	0.068374750	42.73
COMPRESSOR RENTAL/SERVICES	GRAVITY OILFIELD SERVICES	28.25	0.068374750	1.93
COMPRESSOR RENTAL/SERVICES	GRAVITY OILFIELD SERVICES	28.25	0.068374750	1.93
COMPRESSOR RENTAL/SERVICES	GRAVITY OILFIELD SERVICES	303.68	0.068374750	20.76
COMPRESSOR RENTAL/SERVICES	GRAVITY OILFIELD SERVICES	284.08	0.068374750	19.42
COMPRESSOR RENTAL/SERVICES	GRAVITY OILFIELD SERVICES	26.43	0.068374750	1.81
COMPRESSOR RENTAL/SERVICES	GRAVITY OILFIELD SERVICES	121.54	0.068374750	8.31
COMPRESSOR RENTAL/SERVICES	GRAVITY OILFIELD SERVICES	28.25	0.068374750	1.93
CONTRACT SUPERVISION	PACE OILFIELD SERVICES INC	116.53	0.068374750	7.97
CONTRACT SUPERVISION	PACE OILFIELD SERVICES INC	423.86	0.068374750	28.98
CONTRACT SUPERVISION	PACE OILFIELD SERVICES INC	423.86	0.068374750	28.98
CONTRACT SUPERVISION	PACE OILFIELD SERVICES INC	41.21	0.068374750	2.82
CONTRACT SUPERVISION	PACE OILFIELD SERVICES INC	423.86	0.068374750	28.98
CONTRACT SUPERVISION	PACE OILFIELD SERVICES INC	423.86	0.068374750	28.98
CONTRACT SUPERVISION	SUNDOWN ENVIRO LLC	1,012.00	0.068374750	69.20
CONTRACT SUPERVISION	SUNDOWN ENVIRO LLC	47.33	0.068374750	3.24
LEASE MAINTENANCE	BAKER HUGHES OILFIELD	25.76	0.068374750	1.76
LEASE MAINTENANCE	BAKER HUGHES OILFIELD	40.80	0.068374750	2.79
LEASE MAINTENANCE	AMERICAN MILLENNIUM COR	26.01	0.068374750	1.78
LEASE MAINTENANCE	7B ROUSTABOUT LLC	660.00	0.068374750	45.13
LEASE MAINTENANCE	7B ROUSTABOUT LLC	660.00	0.068374750	45.13
LEASE MAINTENANCE	7B ROUSTABOUT LLC	825.00	0.068374750	56.41
LEASE MAINTENANCE	K&S OILFIELD SUPPLIES LLC	130.88	0.068374750	8.95
LEASE MAINTENANCE	K&S OILFIELD SUPPLIES LLC	2,688.73	0.068374750	183.84
LEASE MAINTENANCE	K&S OILFIELD SUPPLIES LLC	39.52	0.068374750	2.70
LEASE MAINTENANCE	G&A FABRICATION LLC	3,432.56	0.068374750	234.70
LEASE MAINTENANCE	TURNCO ENTERPRISES LLC	18.27	0.068374750	1.25
LEASE MAINTENANCE	TURNCO ENTERPRISES LLC	25.58	0.068374750	1.75
LEASE MAINTENANCE	TURNCO ENTERPRISES LLC	39.62	0.068374750	2.71
LEASE MAINTENANCE	TURNCO ENTERPRISES LLC	21.92	0.068374750	1.50
LEASE MAINTENANCE	INGRAM PROFESSIONAL SERV	4,184.93	0.068374750	286.14
LEASE MAINTENANCE	TRINITY OILFIELD SERVICES &	1,192.15	0.068374750	81.51
LEASE MAINTENANCE	EP&S LLC	35.37	0.068374750	2.42
LEASE MAINTENANCE	EP&S LLC	141.63	0.068374750	9.68
LEASE MAINTENANCE	EP&S LLC	21.88	0.068374750	1.50
LEASE MAINTENANCE	EP&S LLC	8.39	0.068374750	0.57
LEASE MAINTENANCE	TRIPOINT OIL & GAS PRODUC	-83.48	0.068374750	-5.71
LEASE MAINTENANCE	MEWBOURNE OIL COMPANY	775.00	0.068374750	52.99



## MEWBOURNE OIL COMPANY

Page 4

TOM M RAGSDALE  
400 N SAM HOUSTON PARKWAY EAST  
SUITE 601  
HOUSTON, TX 77060

INVOICE NO.: 202004-17708  
INVOICE DATE: 4-30-2020  
OWNER: 035904-1  
BILLING FOR: April 2020

REFERENCE/DESCRIPTION OF CHARGES		GROSS CHARGES	WORKING INTEREST	NET CHARGE
LEASE MAINTENANCE	MEWBOURNE OIL COMPANY	713.00	0.068374750	48.75
MISCELLANEOUS EQUIPMENT RENTAL	MEWBOURNE OIL COMPANY	260.40	0.068374750	17.80
MISCELLANEOUS EQUIPMENT RENTAL	D&H TRUCKING	161.78	0.068374750	11.06
OVERHEAD-FIXED RATE	MEWBOURNE OIL COMPANY	856.29	0.068374750	58.55
PROFESSIONAL SERVICES	PRICE ENERGY CONSULTING I	300.00	0.068374750	20.51
PUMPING	MEWBOURNE OIL COMPANY	875.00	0.068374750	59.83
PUMPING	MEWBOURNE OIL COMPANY	656.25	0.068374750	44.87
SALT WATER DISPOSAL	OWL SWD OPERATING LLC	4,745.22	0.068374750	324.45
SALT WATER DISPOSAL	LIMESTONE BASIN PROPERTIE	312.33	0.068374750	21.36
SITE RESTORATION & EXCAVATION	TRINITY OILFIELD SERVICES &	1,531.19	0.068374750	104.70
WELL/LEASE INSURANCE	LOCKTON COMPANIES LLC	673.50	0.068374750	46.05
Total Lease Operating Expense Cost		30,927.66		2,114.66

62390000-30 SUBTOTAL

30,927.66

2,114.66

PROPERTY 62390000 TOTAL

30,927.66

2,114.66

PROPERTY: 62391000 62391000-30 PRONGHORN 15 B3CN FED COM 1H

Lease Operating Expense

CHEMICALS-WATER TREATING	IMPERATIVE CHEMICAL PART	166.83	0.068374750	11.41
COMPANY SUPERVISION	MEWBOURNE OIL COMPANY	2,500.00	0.068374750	170.94
COMPRESSOR MAINTENANCE	G&A FABRICATION LLC	219.58	0.068374750	15.01
COMPRESSOR MAINTENANCE	G&A FABRICATION LLC	68.37	0.068374750	4.67
COMPRESSOR RENTAL/SERVICES	KODIAK GAS SERVICES LLC	1,336.10	0.068374750	91.36
COMPRESSOR RENTAL/SERVICES	KODIAK GAS SERVICES LLC	5,802.51	0.068374750	396.75
COMPRESSOR RENTAL/SERVICES	GRAVITY OILFIELD SERVICES	17.08	0.068374750	1.17
COMPRESSOR RENTAL/SERVICES	GRAVITY OILFIELD SERVICES	17.08	0.068374750	1.17
COMPRESSOR RENTAL/SERVICES	GRAVITY OILFIELD SERVICES	183.62	0.068374750	12.56
COMPRESSOR RENTAL/SERVICES	GRAVITY OILFIELD SERVICES	171.77	0.068374750	11.74
COMPRESSOR RENTAL/SERVICES	GRAVITY OILFIELD SERVICES	15.98	0.068374750	1.09
COMPRESSOR RENTAL/SERVICES	GRAVITY OILFIELD SERVICES	73.49	0.068374750	5.02
COMPRESSOR RENTAL/SERVICES	GRAVITY OILFIELD SERVICES	17.08	0.068374750	1.17
LEASE MAINTENANCE	BAKER HUGHES OILFIELD	8.94	0.068374750	0.61
LEASE MAINTENANCE	BAKER HUGHES OILFIELD	14.15	0.068374750	0.97
LEASE MAINTENANCE	JW OILFIELD HAULING INC	2,018.76	0.068374750	138.03
LEASE MAINTENANCE	KEYSTONE PUMP & SUPPLY LI	3,153.20	0.068374750	215.60
LEASE MAINTENANCE	K&S OILFIELD SUPPLIES LLC	130.76	0.068374750	8.94
LEASE MAINTENANCE	JUSTIN WILSON	1,995.01	0.068374750	136.41
LEASE MAINTENANCE	TURNCO ENTERPRISES LLC	190.00	0.068374750	12.99
LEASE MAINTENANCE	TURNCO ENTERPRISES LLC	18.27	0.068374750	1.25
LEASE MAINTENANCE	TURNCO ENTERPRISES LLC	25.58	0.068374750	1.75
LEASE MAINTENANCE	TURNCO ENTERPRISES LLC	39.61	0.068374750	2.71
LEASE MAINTENANCE	TURNCO ENTERPRISES LLC	21.92	0.068374750	1.50
LEASE MAINTENANCE	INGRAM PROFESSIONAL SERV	1,598.99	0.068374750	109.33

## MEWBOURNE OIL COMPANY

TOM M RAGSDALE  
400 N SAM HOUSTON PARKWAY EAST  
SUITE 601  
HOUSTON, TX 77060

INVOICE NO.: 202004-17708  
INVOICE DATE: 4-30-2020  
OWNER: 035904-1  
BILLING FOR: April 2020

REFERENCE/DESCRIPTION OF CHARGES		GROSS CHARGES	WORKING INTEREST	NET CHARGE
LEASE MAINTENANCE	TRINITY OILFIELD SERVICES &	1,645.80	0.068374750	112.53
LEASE MAINTENANCE	TRINITY OILFIELD SERVICES &	880.93	0.068374750	60.23
LEASE MAINTENANCE	EP&S LLC	35.36	0.068374750	2.42
LEASE MAINTENANCE	EP&S LLC	141.63	0.068374750	9.68
LEASE MAINTENANCE	EP&S LLC	21.87	0.068374750	1.50
LEASE MAINTENANCE	EP&S LLC	8.39	0.068374750	0.57
LEASE MAINTENANCE	WILDCAT PUMP & ENGINE REI	714.21	0.068374750	48.83
LEASE MAINTENANCE	WILDCAT PUMP & ENGINE REI	901.43	0.068374750	61.63
LEASE MAINTENANCE	WILDCAT PUMP & ENGINE REI	183.48	0.068374750	12.55
LEASE MAINTENANCE	AY TRUCKING INC	197.11	0.068374750	13.48
LEASE MAINTENANCE	MEWBOURNE OIL COMPANY	775.00	0.068374750	52.99
LEASE MAINTENANCE	MEWBOURNE OIL COMPANY	782.75	0.068374750	53.52
MISCELLANEOUS EQUIPMENT RENTAL	MEWBOURNE OIL COMPANY	260.40	0.068374750	17.80
OVERHEAD-FIXED RATE	MEWBOURNE OIL COMPANY	856.29	0.068374750	58.55
PROFESSIONAL SERVICES	PRICE ENERGY CONSULTING I	150.00	0.068374750	10.26
PUMPING	MEWBOURNE OIL COMPANY	875.00	0.068374750	59.83
PUMPING	MEWBOURNE OIL COMPANY	656.25	0.068374750	44.87
SALT WATER DISPOSAL	OWL SWD OPERATING LLC	2,816.60	0.068374750	192.59
SALT WATER DISPOSAL	LIMESTONE BASIN PROPERTIE	185.40	0.068374750	12.68
SITE RESTORATION & EXCAVATION	TRINITY OILFIELD SERVICES &	765.61	0.068374750	52.35
WELL/LEASE INSURANCE	LOCKTON COMPANIES LLC	673.50	0.068374750	46.05
Total Lease Operating Expense Cost		33,331.69		2,279.06

62391000-30 SUBTOTAL

33,331.69

2,279.06

PROPERTY 62391000 TOTAL

33,331.69

2,279.06

PROPERTY: 62392000 62392000-30 PRONGHORN 15 B3DM FED COM 1H

Lease Operating Expense

CHEMICALS-WATER TREATING	IMPERATIVE CHEMICAL PART	166.83	0.068374750	11.41
COMPRESSOR MAINTENANCE	G&A FABRICATION LLC	219.64	0.068374750	15.02
COMPRESSOR MAINTENANCE	G&A FABRICATION LLC	68.41	0.068374750	4.68
COMPRESSOR RENTAL/SERVICES	GRAVITY OILFIELD SERVICES	19.05	0.068374750	1.30
COMPRESSOR RENTAL/SERVICES	GRAVITY OILFIELD SERVICES	19.05	0.068374750	1.30
COMPRESSOR RENTAL/SERVICES	GRAVITY OILFIELD SERVICES	204.80	0.068374750	14.01
COMPRESSOR RENTAL/SERVICES	GRAVITY OILFIELD SERVICES	191.58	0.068374750	13.10
COMPRESSOR RENTAL/SERVICES	GRAVITY OILFIELD SERVICES	17.82	0.068374750	1.22
COMPRESSOR RENTAL/SERVICES	GRAVITY OILFIELD SERVICES	81.97	0.068374750	5.60
COMPRESSOR RENTAL/SERVICES	GRAVITY OILFIELD SERVICES	19.05	0.068374750	1.30
LEASE MAINTENANCE	BAKER HUGHES OILFIELD	11.56	0.068374750	0.79
LEASE MAINTENANCE	BAKER HUGHES OILFIELD	18.31	0.068374750	1.25
LEASE MAINTENANCE	K&S OILFIELD SUPPLIES LLC	130.84	0.068374750	8.95
LEASE MAINTENANCE	TURNCO ENTERPRISES LLC	190.00	0.068374750	12.99
LEASE MAINTENANCE	TURNCO ENTERPRISES LLC	18.27	0.068374750	1.25

## MEWBOURNE OIL COMPANY

TOM M RAGSDALE  
400 N SAM HOUSTON PARKWAY EAST  
SUITE 601  
HOUSTON, TX 77060

INVOICE NO.: 202004-17708  
INVOICE DATE: 4-30-2020  
OWNER: 035904-1  
BILLING FOR: April 2020

REFERENCE/DESCRIPTION OF CHARGES		GROSS CHARGES	WORKING INTEREST	NET CHARGE
LEASE MAINTENANCE	TURNCO ENTERPRISES LLC	25.58	0.068374750	1.75
LEASE MAINTENANCE	TURNCO ENTERPRISES LLC	39.62	0.068374750	2.71
LEASE MAINTENANCE	TURNCO ENTERPRISES LLC	21.92	0.068374750	1.50
LEASE MAINTENANCE	INGRAM PROFESSIONAL SERV	1,599.02	0.068374750	109.33
LEASE MAINTENANCE	EP&S LLC	35.37	0.068374750	2.42
LEASE MAINTENANCE	EP&S LLC	141.63	0.068374750	9.68
LEASE MAINTENANCE	EP&S LLC	21.88	0.068374750	1.50
LEASE MAINTENANCE	EP&S LLC	8.39	0.068374750	0.57
LEASE MAINTENANCE	WILDCAT PUMP & ENGINE REI	714.22	0.068374750	48.84
LEASE MAINTENANCE	WILDCAT PUMP & ENGINE REI	901.45	0.068374750	61.63
LEASE MAINTENANCE	WILDCAT PUMP & ENGINE REI	183.49	0.068374750	12.55
LEASE MAINTENANCE	AY TRUCKING INC	197.11	0.068374750	13.48
LEASE MAINTENANCE	MEWBOURNE OIL COMPANY	255.75	0.068374750	17.49
MISCELLANEOUS EQUIPMENT RENTAL	MEWBOURNE OIL COMPANY	260.40	0.068374750	17.80
OVERHEAD-FIXED RATE	MEWBOURNE OIL COMPANY	856.32	0.068374750	58.55
PROFESSIONAL SERVICES	PRICE ENERGY CONSULTING I	150.00	0.068374750	10.26
PUMPING	MEWBOURNE OIL COMPANY	875.00	0.068374750	59.83
PUMPING	MEWBOURNE OIL COMPANY	656.25	0.068374750	44.87
SALT WATER DISPOSAL	OWL SWD OPERATING LLC	3,195.64	0.068374750	218.50
SALT WATER DISPOSAL	LIMESTONE BASIN PROPERTIE	210.36	0.068374750	14.38
SITE RESTORATION & EXCAVATION	TRINITY OILFIELD SERVICES &	1,275.88	0.068374750	87.24
WELL/LEASE INSURANCE	LOCKTON COMPANIES LLC	673.50	0.068374750	46.05
Total Lease Operating Expense Cost		13,675.96		935.10
<b>62392000-30 SUBTOTAL</b>		<b>13,675.96</b>	<b>935.10</b>	
<b>PROPERTY 62392000 TOTAL</b>		<b>13,675.96</b>	<b>935.10</b>	
<b>PROPERTY: 62774000 62774000-20 IBEX 10 B3MD FED COM 1H</b>				
<u>Intangible Well Cost</u>				
OVERHEAD FIXED RATE	MEWBOURNE OIL COMPANY	-2,095.48	0.051908860	-108.77
Total Intangible Well Cost Cost		-2,095.48		-108.77
<u>Equipment Beyond Wellhead</u>				
ELECTRICAL INSTALLATIONS	INGRAM PROFESSIONAL SERV	-46.79	0.052753640	-2.47
ELECTRICAL INSTALLATIONS	INGRAM PROFESSIONAL SERV	-1,931.20	0.052753640	-101.88
ELECTRICAL INSTALLATIONS	INGRAM PROFESSIONAL SERV	46.79	0.051908860	2.43
ELECTRICAL INSTALLATIONS	INGRAM PROFESSIONAL SERV	1,931.20	0.051908860	100.25
Total Equipment Beyond Wellhead Cost		0.00		-1.67
<b>62774000-20 SUBTOTAL</b>		<b>-2,095.48</b>	<b>-110.44</b>	
<b>PROPERTY: 62774000 62774000-30 IBEX 10 B3MD FED COM 1H</b>				
<u>Lease Operating Expense</u>				

## MEWBOURNE OIL COMPANY

TOM M RAGSDALE  
400 N SAM HOUSTON PARKWAY EAST  
SUITE 601  
HOUSTON, TX 77060

INVOICE NO.: 202004-17708  
INVOICE DATE: 4-30-2020  
OWNER: 035904-1  
BILLING FOR: April 2020

REFERENCE/DESCRIPTION OF CHARGES		GROSS CHARGES	WORKING INTEREST	NET CHARGE
COMPRESSOR MAINTENANCE	G&A FABRICATION LLC	-467.75	0.051908860	-24.28
CONTRACT SUPERVISION	PACE OILFIELD SERVICES INC	-28.90	0.051908860	-1.50
CONTRACT SUPERVISION	PACE OILFIELD SERVICES INC	-291.50	0.051908860	-15.13
CONTRACT SUPERVISION	PACE OILFIELD SERVICES INC	-291.50	0.051908860	-15.13
FUEL, POWER & ELECTRICAL	XCEL ENERGY	-946.15	0.051908860	-49.11
LEASE MAINTENANCE	SUNDANCE SERVICES INC	-34.05	0.051908860	-1.77
LEASE MAINTENANCE	K&S OILFIELD SUPPLIES LLC	-888.97	0.051908860	-46.15
LEASE MAINTENANCE	K&S OILFIELD SUPPLIES LLC	-447.89	0.051908860	-23.25
LEASE MAINTENANCE	K&S OILFIELD SUPPLIES LLC	-1,566.90	0.051908860	-81.34
LEASE MAINTENANCE	K&S OILFIELD SUPPLIES LLC	-387.32	0.051908860	-20.10
LEASE MAINTENANCE	K&S OILFIELD SUPPLIES LLC	-5,524.03	0.051908860	-286.74
LEASE MAINTENANCE	TURNCO ENTERPRISES LLC	-142.50	0.051908860	-7.40
LEASE MAINTENANCE	TURNCO ENTERPRISES LLC	-10.96	0.051908860	-0.57
LEASE MAINTENANCE	TURNCO ENTERPRISES LLC	-190.00	0.051908860	-9.86
LEASE MAINTENANCE	EP&S LLC	-24.30	0.051908860	-1.26
LEASE MAINTENANCE	TRIPOINT OIL & GAS PRODUC	-915.56	0.051908860	-47.52
LEASE MAINTENANCE	TANKLOGIX LLC	-347.91	0.051908860	-18.06
LEASE MAINTENANCE	TANKLOGIX LLC	-209.91	0.051908860	-10.89
LEASE MAINTENANCE	TANKLOGIX LLC	-140.81	0.051908860	-7.31
LEASE MAINTENANCE	TANKLOGIX LLC	-1,319.20	0.051908860	-68.48
LEASE MAINTENANCE	AY TRUCKING INC	-12.13	0.051908860	-0.63
LEASE MAINTENANCE	AY TRUCKING INC	-15.16	0.051908860	-0.78
LEASE MAINTENANCE	MEWBOURNE OIL COMPANY	-193.75	0.051908860	-10.06
LEASE MAINTENANCE	ECOTEST ENERGY SERVICES I	-2,189.13	0.051908860	-113.64
SALT WATER DISPOSAL	NGL WATER SOLUTIONS PERM	-4,284.95	0.051908860	-222.43
COMPRESSOR MAINTENANCE	G&A FABRICATION LLC	-566.02	0.052753640	-29.86
COMPRESSOR RENTAL/SERVICES	AUTOMATED WELLHEAD COM	-4,642.00	0.052753640	-244.88
CONTRACT SUPERVISION	PACE OILFIELD SERVICES INC	-291.50	0.052753640	-15.38
CONTRACT SUPERVISION	PACE OILFIELD SERVICES INC	-291.50	0.052753640	-15.38
FUEL, POWER & ELECTRICAL	PILOT THOMAS LOGISTICS LL	-98.71	0.052753640	-5.21
FUEL, POWER & ELECTRICAL	PILOT THOMAS LOGISTICS LL	-66.16	0.052753640	-3.49
LEASE MAINTENANCE	K&S OILFIELD SUPPLIES LLC	-446.30	0.052753640	-23.55
LEASE MAINTENANCE	TURNCO ENTERPRISES LLC	-190.00	0.052753640	-10.02
PUMPING	MEWBOURNE OIL COMPANY	-875.00	0.052753640	-46.16
PUMPING	MEWBOURNE OIL COMPANY	-656.25	0.052753640	-34.62
SALT WATER DISPOSAL	LIMESTONE BASIN PROPERTIE	-362.95	0.052753640	-19.15
OVERHEAD-FIXED RATE	MEWBOURNE OIL COMPANY	-837.60	0.052800000	-44.19
OVERHEAD-FIXED RATE	MEWBOURNE OIL COMPANY	837.60	0.051900000	43.48
COMPRESSOR MAINTENANCE	G&A FABRICATION LLC	467.75	0.051908860	24.28
COMPRESSOR MAINTENANCE	G&A FABRICATION LLC	566.02	0.051908860	29.38
COMPRESSOR RENTAL/SERVICES	AUTOMATED WELLHEAD COM	4,642.00	0.051908860	240.96
CONTRACT SUPERVISION	PACE OILFIELD SERVICES INC	28.90	0.051908860	1.50

## MEWBOURNE OIL COMPANY

Page 8

TOM M RAGSDALE  
400 N SAM HOUSTON PARKWAY EAST  
SUITE 601  
HOUSTON, TX 77060

INVOICE NO.: 202004-17708  
INVOICE DATE: 4-30-2020  
OWNER: 035904-1  
BILLING FOR: April 2020

REFERENCE/DESCRIPTION OF CHARGES		GROSS CHARGES	WORKING INTEREST	NET CHARGE
CONTRACT SUPERVISION	PACE OILFIELD SERVICES INC	291.50	0.051908860	15.13
CONTRACT SUPERVISION	PACE OILFIELD SERVICES INC	291.50	0.051908860	15.13
CONTRACT SUPERVISION	PACE OILFIELD SERVICES INC	291.50	0.051908860	15.13
CONTRACT SUPERVISION	PACE OILFIELD SERVICES INC	291.50	0.051908860	15.13
FUEL, POWER & ELECTRICAL	XCEL ENERGY	946.15	0.051908860	49.11
FUEL, POWER & ELECTRICAL	PILOT THOMAS LOGISTICS LLC	98.71	0.051908860	5.13
FUEL, POWER & ELECTRICAL	PILOT THOMAS LOGISTICS LLC	66.16	0.051908860	3.43
LEASE MAINTENANCE	SUNDANCE SERVICES INC	34.05	0.051908860	1.77
LEASE MAINTENANCE	K&S OILFIELD SUPPLIES LLC	888.97	0.051908860	46.15
LEASE MAINTENANCE	K&S OILFIELD SUPPLIES LLC	447.89	0.051908860	23.25
LEASE MAINTENANCE	K&S OILFIELD SUPPLIES LLC	1,566.90	0.051908860	81.34
LEASE MAINTENANCE	K&S OILFIELD SUPPLIES LLC	387.32	0.051908860	20.10
LEASE MAINTENANCE	K&S OILFIELD SUPPLIES LLC	5,524.03	0.051908860	286.74
LEASE MAINTENANCE	K&S OILFIELD SUPPLIES LLC	446.30	0.051908860	23.17
LEASE MAINTENANCE	TURNCO ENTERPRISES LLC	142.50	0.051908860	7.40
LEASE MAINTENANCE	TURNCO ENTERPRISES LLC	10.96	0.051908860	0.57
LEASE MAINTENANCE	TURNCO ENTERPRISES LLC	190.00	0.051908860	9.86
LEASE MAINTENANCE	TURNCO ENTERPRISES LLC	190.00	0.051908860	9.86
LEASE MAINTENANCE	EP&S LLC	24.30	0.051908860	1.26
LEASE MAINTENANCE	TRIPOINT OIL & GAS PRODUCTION	915.56	0.051908860	47.52
LEASE MAINTENANCE	TANKLOGIX LLC	347.91	0.051908860	18.06
LEASE MAINTENANCE	TANKLOGIX LLC	209.91	0.051908860	10.89
LEASE MAINTENANCE	TANKLOGIX LLC	140.81	0.051908860	7.31
LEASE MAINTENANCE	TANKLOGIX LLC	1,319.20	0.051908860	68.48
LEASE MAINTENANCE	AY TRUCKING INC	12.13	0.051908860	0.63
LEASE MAINTENANCE	AY TRUCKING INC	15.16	0.051908860	0.78
LEASE MAINTENANCE	MEWBOURNE OIL COMPANY	193.75	0.051908860	10.06
LEASE MAINTENANCE	ECOTEST ENERGY SERVICES INC	2,189.13	0.051908860	113.64
PUMPING	MEWBOURNE OIL COMPANY	875.00	0.051908860	45.42
PUMPING	MEWBOURNE OIL COMPANY	656.25	0.051908860	34.07
SALT WATER DISPOSAL	NGL WATER SOLUTIONS PERM	4,284.95	0.051908860	222.43
SALT WATER DISPOSAL	LIMESTONE BASIN PROPERTIES	362.95	0.051908860	18.84
Total Lease Operating Expense Cost		0.00		-7.89

Lease Operating Expense

COMPANY SUPERVISION	MEWBOURNE OIL COMPANY	-2,500.00	0.052753640	-131.88
COMPANY SUPERVISION	MEWBOURNE OIL COMPANY	-425.00	0.052753640	-22.42
COMPRESSOR MAINTENANCE	G&A FABRICATION LLC	-64.99	0.052753640	-3.43
COMPRESSOR RENTAL/SERVICES	R360 ENVIRONMENTAL SOLUTIONS	-660.85	0.052753640	-34.87
COMPRESSOR RENTAL/SERVICES	BASELINE ENERGY SERVICES	-90.48	0.052753640	-4.77
COMPRESSOR RENTAL/SERVICES	AUTOMATED WELLHEAD CONNECTION	-3,640.28	0.052753640	-192.04
CONTRACT SUPERVISION	PACE OILFIELD SERVICES INC	-291.50	0.052753640	-15.38



## MEWBOURNE OIL COMPANY

TOM M RAGSDALE  
400 N SAM HOUSTON PARKWAY EAST  
SUITE 601  
HOUSTON, TX 77060

**INVOICE NO.:** 202004-17708  
**INVOICE DATE:** 4-30-2020  
**OWNER:** 035904-1  
**BILLING FOR:** April 2020

REFERENCE/DESCRIPTION OF CHARGES		GROSS CHARGES	WORKING INTEREST	NET CHARGE
CONTRACT SUPERVISION	PACE OILFIELD SERVICES INC	-291.50	0.052753640	-15.38
CONTRACT SUPERVISION	PACE OILFIELD SERVICES INC	-291.50	0.052753640	-15.38
CONTRACT SUPERVISION	PACE OILFIELD SERVICES INC	-291.50	0.052753640	-15.38
CONTRACT SUPERVISION	PACE OILFIELD SERVICES INC	-43.42	0.052753640	-2.29
FUEL, POWER & ELECTRICAL	XCEL ENERGY	-924.16	0.052753640	-48.75
FUEL, POWER & ELECTRICAL	XCEL ENERGY	-487.79	0.052753640	-25.73
FUEL, POWER & ELECTRICAL	PILOT THOMAS LOGISTICS LLC	-71.63	0.052753640	-3.78
FUEL, POWER & ELECTRICAL	PILOT THOMAS LOGISTICS LLC	-66.42	0.052753640	-3.50
FUEL, POWER & ELECTRICAL	PILOT THOMAS LOGISTICS LLC	-189.96	0.052753640	-10.02
FUEL, POWER & ELECTRICAL	PILOT THOMAS LOGISTICS LLC	-57.41	0.052753640	-3.03
LEASE MAINTENANCE	BAKER HUGHES OILFIELD	-900.46	0.052753640	-47.50
LEASE MAINTENANCE	AMERICAN MILLENNIUM CORP	-29.75	0.052753640	-1.57
LEASE MAINTENANCE	KEYSTONE PUMP & SUPPLY LLC	-147.82	0.052753640	-7.80
LEASE MAINTENANCE	7B ROUSTABOUT LLC	-510.00	0.052753640	-26.91
LEASE MAINTENANCE	7B ROUSTABOUT LLC	-765.00	0.052753640	-40.36
LEASE MAINTENANCE	7B ROUSTABOUT LLC	-130.00	0.052753640	-6.86
LEASE MAINTENANCE	7B ROUSTABOUT LLC	-130.00	0.052753640	-6.86
LEASE MAINTENANCE	K&S OILFIELD SUPPLIES LLC	-64.81	0.052753640	-3.42
LEASE MAINTENANCE	TURNCO ENTERPRISES LLC	-142.50	0.052753640	-7.52
LEASE MAINTENANCE	TURNCO ENTERPRISES LLC	-142.50	0.052753640	-7.52
LEASE MAINTENANCE	TURNCO ENTERPRISES LLC	-95.00	0.052753640	-5.01
LEASE MAINTENANCE	TURNCO ENTERPRISES LLC	-95.00	0.052753640	-5.01
LEASE MAINTENANCE	TURNCO ENTERPRISES LLC	-66.50	0.052753640	-3.51
LEASE MAINTENANCE	TRINITY OILFIELD SERVICES &	-237.38	0.052753640	-12.52
LEASE MAINTENANCE	TRINITY OILFIELD SERVICES &	-1,302.49	0.052753640	-68.71
LEASE MAINTENANCE	EP&S LLC	-6.09	0.052753640	-0.32
LEASE MAINTENANCE	EP&S LLC	-37.27	0.052753640	-1.97
LEASE MAINTENANCE	EP&S LLC	-9.25	0.052753640	-0.49
LEASE MAINTENANCE	TRIPOINT OIL & GAS PRODUCTION	-398.29	0.052753640	-21.01
LEASE MAINTENANCE	AY TRUCKING INC	-73.91	0.052753640	-3.90
LEASE MAINTENANCE	MEWBOURNE OIL COMPANY	-775.00	0.052753640	-40.88
LEASE MAINTENANCE	MEWBOURNE OIL COMPANY	-193.75	0.052753640	-10.22
LEASE MAINTENANCE	MEWBOURNE OIL COMPANY	-263.50	0.052753640	-13.90
LEASE MAINTENANCE	ECOTEST ENERGY SERVICES INC	-949.50	0.052753640	-50.09
MISCELLANEOUS EQUIPMENT RENTAL	MEWBOURNE OIL COMPANY	-243.60	0.052753640	-12.85
MISCELLANEOUS EQUIPMENT RENTAL	TRINITY OILFIELD SERVICES &	-382.54	0.052753640	-20.18
MISCELLANEOUS EQUIPMENT RENTAL	TRINITY OILFIELD SERVICES &	-64.92	0.052753640	-3.43
PUMPING	MEWBOURNE OIL COMPANY	-875.00	0.052753640	-46.16
PUMPING	MEWBOURNE OIL COMPANY	-656.25	0.052753640	-34.62
SALT WATER DISPOSAL	OWL SWD OPERATING LLC	-5,513.94	0.052753640	-290.88
SALT WATER DISPOSAL	OWL SWD OPERATING LLC	-3,760.02	0.052753640	-198.36
SALT WATER DISPOSAL	NGL WATER SOLUTIONS PERM	-2,403.87	0.052753640	-126.81

## MEWBOURNE OIL COMPANY

TOM M RAGSDALE  
400 N SAM HOUSTON PARKWAY EAST  
SUITE 601  
HOUSTON, TX 77060

INVOICE NO.: 202004-17708  
INVOICE DATE: 4-30-2020  
OWNER: 035904-1  
BILLING FOR: April 2020

REFERENCE/DESCRIPTION OF CHARGES		GROSS CHARGES	WORKING INTEREST	NET CHARGE
SALT WATER DISPOSAL	LIMESTONE BASIN PROPERTIE	-247.50	0.052753640	-13.06
SITE RESTORATION & EXCAVATION	R360 ENVIRONMENTAL SOLUT	-96.92	0.052753640	-5.11
SITE RESTORATION & EXCAVATION	HALL ENVIRONMENTAL ANAI	-35.19	0.052753640	-1.86
TREATING,DEHYDRATION,METERING	PRO-KEM INC	-294.94	0.052753640	-15.56
TREATING,DEHYDRATION,METERING	PRO-KEM INC	-214.50	0.052753640	-11.32
OVERHEAD-FIXED RATE	MEWBOURNE OIL COMPANY	-837.60	0.052800000	-44.19
OVERHEAD-FIXED RATE	MEWBOURNE OIL COMPANY	837.60	0.051900000	43.48
COMPANY SUPERVISION	MEWBOURNE OIL COMPANY	2,500.00	0.051908860	129.77
COMPANY SUPERVISION	MEWBOURNE OIL COMPANY	425.00	0.051908860	22.06
COMPRESSOR MAINTENANCE	G&A FABRICATION LLC	64.99	0.051908860	3.38
COMPRESSOR RENTAL/SERVICES	R360 ENVIRONMENTAL SOLUT	660.85	0.051908860	34.31
COMPRESSOR RENTAL/SERVICES	BASELINE ENERGY SERVICES	90.48	0.051908860	4.69
COMPRESSOR RENTAL/SERVICES	AUTOMATED WELLHEAD COM	3,640.28	0.051908860	188.96
CONTRACT SUPERVISION	PACE OILFIELD SERVICES INC	291.50	0.051908860	15.13
CONTRACT SUPERVISION	PACE OILFIELD SERVICES INC	291.50	0.051908860	15.13
CONTRACT SUPERVISION	PACE OILFIELD SERVICES INC	291.50	0.051908860	15.13
CONTRACT SUPERVISION	PACE OILFIELD SERVICES INC	291.50	0.051908860	15.13
CONTRACT SUPERVISION	PACE OILFIELD SERVICES INC	43.42	0.051908860	2.25
FUEL, POWER & ELECTRICAL	XCEL ENERGY	924.16	0.051908860	47.97
FUEL, POWER & ELECTRICAL	XCEL ENERGY	487.79	0.051908860	25.32
FUEL, POWER & ELECTRICAL	PILOT THOMAS LOGISTICS LL	71.63	0.051908860	3.72
FUEL, POWER & ELECTRICAL	PILOT THOMAS LOGISTICS LL	66.42	0.051908860	3.44
FUEL, POWER & ELECTRICAL	PILOT THOMAS LOGISTICS LL	189.96	0.051908860	9.86
FUEL, POWER & ELECTRICAL	PILOT THOMAS LOGISTICS LL	57.41	0.051908860	2.98
LEASE MAINTENANCE	BAKER HUGHES OILFIELD	900.46	0.051908860	46.74
LEASE MAINTENANCE	AMERICAN MILLENNIUM COR	29.75	0.051908860	1.54
LEASE MAINTENANCE	KEYSTONE PUMP & SUPPLY LI	147.82	0.051908860	7.68
LEASE MAINTENANCE	7B ROUSTABOUT LLC	510.00	0.051908860	26.48
LEASE MAINTENANCE	7B ROUSTABOUT LLC	765.00	0.051908860	39.71
LEASE MAINTENANCE	7B ROUSTABOUT LLC	130.00	0.051908860	6.75
LEASE MAINTENANCE	7B ROUSTABOUT LLC	130.00	0.051908860	6.75
LEASE MAINTENANCE	K&S OILFIELD SUPPLIES LLC	64.81	0.051908860	3.37
LEASE MAINTENANCE	TURNCO ENTERPRISES LLC	142.50	0.051908860	7.40
LEASE MAINTENANCE	TURNCO ENTERPRISES LLC	142.50	0.051908860	7.40
LEASE MAINTENANCE	TURNCO ENTERPRISES LLC	95.00	0.051908860	4.93
LEASE MAINTENANCE	TURNCO ENTERPRISES LLC	95.00	0.051908860	4.93
LEASE MAINTENANCE	TURNCO ENTERPRISES LLC	66.50	0.051908860	3.45
LEASE MAINTENANCE	TRINITY OILFIELD SERVICES &	237.38	0.051908860	12.32
LEASE MAINTENANCE	TRINITY OILFIELD SERVICES &	1,302.49	0.051908860	67.61
LEASE MAINTENANCE	EP&S LLC	6.09	0.051908860	0.31
LEASE MAINTENANCE	EP&S LLC	37.27	0.051908860	1.94
LEASE MAINTENANCE	EP&S LLC	9.25	0.051908860	0.48

## MEWBOURNE OIL COMPANY

TOM M RAGSDALE  
400 N SAM HOUSTON PARKWAY EAST  
SUITE 601  
HOUSTON, TX 77060

INVOICE NO.: 202004-17708  
INVOICE DATE: 4-30-2020  
OWNER: 035904-1  
BILLING FOR: April 2020

REFERENCE/DESCRIPTION OF CHARGES		GROSS CHARGES	WORKING INTEREST	NET CHARGE
LEASE MAINTENANCE	TRIPOINT OIL & GAS PRODUCTION	398.29	0.051908860	20.67
LEASE MAINTENANCE	AY TRUCKING INC	73.91	0.051908860	3.84
LEASE MAINTENANCE	MEWBOURNE OIL COMPANY	775.00	0.051908860	40.23
LEASE MAINTENANCE	MEWBOURNE OIL COMPANY	193.75	0.051908860	10.06
LEASE MAINTENANCE	MEWBOURNE OIL COMPANY	263.50	0.051908860	13.68
LEASE MAINTENANCE	ECOTEST ENERGY SERVICES INC	949.50	0.051908860	49.29
MISCELLANEOUS EQUIPMENT RENTAL	MEWBOURNE OIL COMPANY	243.60	0.051908860	12.64
MISCELLANEOUS EQUIPMENT RENTAL	TRINITY OILFIELD SERVICES & SUPPLIES	382.54	0.051908860	19.86
MISCELLANEOUS EQUIPMENT RENTAL	TRINITY OILFIELD SERVICES & SUPPLIES	64.92	0.051908860	3.38
PUMPING	MEWBOURNE OIL COMPANY	875.00	0.051908860	45.42
PUMPING	MEWBOURNE OIL COMPANY	656.25	0.051908860	34.07
SALT WATER DISPOSAL	OWL SWD OPERATING LLC	5,513.94	0.051908860	286.22
SALT WATER DISPOSAL	OWL SWD OPERATING LLC	3,760.02	0.051908860	195.18
SALT WATER DISPOSAL	NGL WATER SOLUTIONS PERMITS	2,403.87	0.051908860	124.78
SALT WATER DISPOSAL	LIMESTONE BASIN PROPERTIES	247.50	0.051908860	12.85
SITE RESTORATION & EXCAVATION	R360 ENVIRONMENTAL SOLUTIONS	96.92	0.051908860	5.03
SITE RESTORATION & EXCAVATION	HALL ENVIRONMENTAL ANALYSIS	35.19	0.051908860	1.83
TREATING,DEHYDRATION,METERING	PRO-KEM INC	294.94	0.051908860	15.31
TREATING,DEHYDRATION,METERING	PRO-KEM INC	214.50	0.051908860	11.14
Total Lease Operating Expense Cost		0.00		-28.30

Lease Operating Expense

COMPRESSOR MAINTENANCE	G&A FABRICATION LLC	68.89	0.051908860	3.58
COMPRESSOR MAINTENANCE	G&A FABRICATION LLC	117.72	0.051908860	6.11
COMPRESSOR RENTAL/SERVICES	GRAVITY OILFIELD SERVICES	45.33	0.051908860	2.35
COMPRESSOR RENTAL/SERVICES	GRAVITY OILFIELD SERVICES	45.33	0.051908860	2.35
COMPRESSOR RENTAL/SERVICES	GRAVITY OILFIELD SERVICES	487.29	0.051908860	25.29
COMPRESSOR RENTAL/SERVICES	GRAVITY OILFIELD SERVICES	455.85	0.051908860	23.66
COMPRESSOR RENTAL/SERVICES	GRAVITY OILFIELD SERVICES	42.40	0.051908860	2.20
COMPRESSOR RENTAL/SERVICES	GRAVITY OILFIELD SERVICES	195.03	0.051908860	10.12
COMPRESSOR RENTAL/SERVICES	GRAVITY OILFIELD SERVICES	45.33	0.051908860	2.35
COMPRESSOR RENTAL/SERVICES	AUTOMATED WELLHEAD COM	4,431.00	0.051908860	230.01
LEASE MAINTENANCE	BAKER HUGHES OILFIELD	38.90	0.051908860	2.02
LEASE MAINTENANCE	BAKER HUGHES OILFIELD	61.61	0.051908860	3.20
LEASE MAINTENANCE	GARNER PUMP & SUPPLY INC	206.95	0.051908860	10.75
LEASE MAINTENANCE	AMERICAN MILLENNIUM COR	32.46	0.051908860	1.68
LEASE MAINTENANCE	K&S OILFIELD SUPPLIES LLC	130.74	0.051908860	6.79
LEASE MAINTENANCE	K&S OILFIELD SUPPLIES LLC	57.92	0.051908860	3.01
LEASE MAINTENANCE	TURNCO ENTERPRISES LLC	142.50	0.051908860	7.40
LEASE MAINTENANCE	TURNCO ENTERPRISES LLC	47.50	0.051908860	2.47
LEASE MAINTENANCE	TURNCO ENTERPRISES LLC	18.27	0.051908860	0.95
LEASE MAINTENANCE	TURNCO ENTERPRISES LLC	25.58	0.051908860	1.33

## MEWBOURNE OIL COMPANY

TOM M RAGSDALE  
400 N SAM HOUSTON PARKWAY EAST  
SUITE 601  
HOUSTON, TX 77060

INVOICE NO.: 202004-17708  
INVOICE DATE: 4-30-2020  
OWNER: 035904-1  
BILLING FOR: April 2020

REFERENCE/DESCRIPTION OF CHARGES		GROSS CHARGES	WORKING INTEREST	NET CHARGE
LEASE MAINTENANCE	TURNCO ENTERPRISES LLC	39.61	0.051908860	2.06
LEASE MAINTENANCE	TURNCO ENTERPRISES LLC	21.92	0.051908860	1.14
LEASE MAINTENANCE	INGRAM PROFESSIONAL SERV	1,212.58	0.051908860	62.95
LEASE MAINTENANCE	TRINITY OILFIELD SERVICES &	379.80	0.051908860	19.72
LEASE MAINTENANCE	EP&S LLC	1,194.50	0.051908860	62.00
LEASE MAINTENANCE	EP&S LLC	35.36	0.051908860	1.84
LEASE MAINTENANCE	EP&S LLC	141.63	0.051908860	7.35
LEASE MAINTENANCE	EP&S LLC	21.87	0.051908860	1.13
LEASE MAINTENANCE	EP&S LLC	8.39	0.051908860	0.44
LEASE MAINTENANCE	TRIPOINT OIL & GAS PRODUC	-91.56	0.051908860	-4.76
LEASE MAINTENANCE	TRIPOINT OIL & GAS PRODUC	-39.83	0.051908860	-2.06
LEASE MAINTENANCE	WILDCAT PUMP & ENGINE REI	306.80	0.051908860	15.93
LEASE MAINTENANCE	WILDCAT PUMP & ENGINE REI	899.21	0.051908860	46.68
LEASE MAINTENANCE	AY TRUCKING INC	354.79	0.051908860	18.42
LEASE MAINTENANCE	MEWBOURNE OIL COMPANY	643.25	0.051908860	33.39
MISCELLANEOUS EQUIPMENT RENTAL	MEWBOURNE OIL COMPANY	260.40	0.051908860	13.51
OVERHEAD-FIXED RATE	MEWBOURNE OIL COMPANY	881.16	0.051908860	45.74
PROFESSIONAL SERVICES	PRICE ENERGY CONSULTING I	150.00	0.051908860	7.79
PUMPING	MEWBOURNE OIL COMPANY	875.00	0.051908860	45.42
PUMPING	MEWBOURNE OIL COMPANY	656.25	0.051908860	34.06
SALT WATER DISPOSAL	OWL SWD OPERATING LLC	7,527.64	0.051908860	390.75
SALT WATER DISPOSAL	LIMESTONE BASIN PROPERTIE	495.51	0.051908860	25.72
SITE RESTORATION & EXCAVATION	TRINITY OILFIELD SERVICES &	3,700.22	0.051908860	192.08
WELL/LEASE INSURANCE	LOCKTON COMPANIES LLC	673.50	0.051908860	34.96
Total Lease Operating Expense Cost		27,044.60		1,403.88
<b>62774000-30 SUBTOTAL</b>		<b>27,044.60</b>	<b>1,367.69</b>	
<b>PROPERTY 62774000 TOTAL</b>		<b>24,949.12</b>	<b>1,257.25</b>	
<b>PROPERTY: 62775000 62775000-20 IBEX 10 B3NC FED COM 1H</b>				
<u>Tangible Well Cost</u>				
TUBING (2" - 4")	MEWBOURNE OIL COMPANY	1,933.46	0.052753640	102.00
TUBING (2" - 4")	MEWBOURNE OIL COMPANY	1,819.41	0.052753640	95.98
TUBING (2" - 4")	MEWBOURNE OIL COMPANY	-1,933.46	0.051908860	-100.37
TUBING (2" - 4")	MEWBOURNE OIL COMPANY	-1,819.41	0.051908860	-94.44
Total Tangible Well Cost Cost		0.00		3.17
<u>Equipment Beyond Wellhead</u>				
ELECTRICAL INSTALLATIONS	INGRAM PROFESSIONAL SERV	-30.66	0.052753640	-1.62
ELECTRICAL INSTALLATIONS	INGRAM PROFESSIONAL SERV	-1,265.27	0.052753640	-66.75
ELECTRICAL INSTALLATIONS	INGRAM PROFESSIONAL SERV	30.66	0.051908860	1.59
ELECTRICAL INSTALLATIONS	INGRAM PROFESSIONAL SERV	1,265.27	0.051908860	65.68
Total Equipment Beyond Wellhead Cost		0.00		-1.10

## MEWBOURNE OIL COMPANY

TOM M RAGSDALE  
400 N SAM HOUSTON PARKWAY EAST  
SUITE 601  
HOUSTON, TX 77060

INVOICE NO.: 202004-17708  
INVOICE DATE: 4-30-2020  
OWNER: 035904-1  
BILLING FOR: April 2020

REFERENCE/DESCRIPTION OF CHARGES		GROSS CHARGES	WORKING INTEREST	NET CHARGE
<b>62775000-20 SUBTOTAL</b>		<b>0.00</b>	<b>2.07</b>	
<b>PROPERTY: 62775000 62775000-30 IBEX 10 B3NC FED COM 1H</b>				
<u>Lease Operating Expense</u>				
CHEMICALS-WATER TREATING	IMPERATIVE CHEMICAL PART	-523.39	0.051908860	-27.17
COMPRESSOR MAINTENANCE	G&A FABRICATION LLC	-467.83	0.051908860	-24.28
CONTRACT SUPERVISION	PACE OILFIELD SERVICES INC	-28.90	0.051908860	-1.50
CONTRACT SUPERVISION	PACE OILFIELD SERVICES INC	-291.50	0.051908860	-15.13
CONTRACT SUPERVISION	PACE OILFIELD SERVICES INC	-291.50	0.051908860	-15.13
FUEL, POWER & ELECTRICAL	XCEL ENERGY	-541.47	0.051908860	-28.11
LEASE MAINTENANCE	T&J VALVE	-2,506.69	0.051908860	-130.12
LEASE MAINTENANCE	SUNDANCE SERVICES INC	-34.05	0.051908860	-1.77
LEASE MAINTENANCE	K&S OILFIELD SUPPLIES LLC	-889.02	0.051908860	-46.15
LEASE MAINTENANCE	K&S OILFIELD SUPPLIES LLC	-447.90	0.051908860	-23.25
LEASE MAINTENANCE	K&S OILFIELD SUPPLIES LLC	-1,566.90	0.051908860	-81.34
LEASE MAINTENANCE	K&S OILFIELD SUPPLIES LLC	-387.33	0.051908860	-20.11
LEASE MAINTENANCE	K&S OILFIELD SUPPLIES LLC	-5,524.04	0.051908860	-286.74
LEASE MAINTENANCE	TURNCO ENTERPRISES LLC	-142.50	0.051908860	-7.40
LEASE MAINTENANCE	TURNCO ENTERPRISES LLC	-10.96	0.051908860	-0.57
LEASE MAINTENANCE	TURNCO ENTERPRISES LLC	-190.00	0.051908860	-9.86
LEASE MAINTENANCE	EP&S LLC	-24.31	0.051908860	-1.26
LEASE MAINTENANCE	TRIPOINT OIL & GAS PRODUC	-915.57	0.051908860	-47.52
LEASE MAINTENANCE	TANKLOGIX LLC	-220.34	0.051908860	-11.44
LEASE MAINTENANCE	TANKLOGIX LLC	-209.91	0.051908860	-10.89
LEASE MAINTENANCE	TANKLOGIX LLC	-140.81	0.051908860	-7.31
LEASE MAINTENANCE	TANKLOGIX LLC	-1,319.20	0.051908860	-68.48
LEASE MAINTENANCE	AY TRUCKING INC	-12.13	0.051908860	-0.63
LEASE MAINTENANCE	AY TRUCKING INC	-15.16	0.051908860	-0.79
LEASE MAINTENANCE	MEWBOURNE OIL COMPANY	-263.50	0.051908860	-13.68
LEASE MAINTENANCE	MEWBOURNE OIL COMPANY	-193.75	0.051908860	-10.06
SALT WATER DISPOSAL	NGL WATER SOLUTIONS PERM	-2,807.38	0.051908860	-145.73
CHEMICALS-WATER TREATING	IMPERATIVE CHEMICAL PART	-333.64	0.052753640	-17.60
COMPRESSOR MAINTENANCE	G&A FABRICATION LLC	-566.10	0.052753640	-29.86
CONTRACT SUPERVISION	PACE OILFIELD SERVICES INC	-291.50	0.052753640	-15.38
CONTRACT SUPERVISION	PACE OILFIELD SERVICES INC	-291.50	0.052753640	-15.38
FUEL, POWER & ELECTRICAL	PILOT THOMAS LOGISTICS LL	-64.67	0.052753640	-3.41
FUEL, POWER & ELECTRICAL	PILOT THOMAS LOGISTICS LL	-43.34	0.052753640	-2.29
LEASE MAINTENANCE	K&S OILFIELD SUPPLIES LLC	-446.62	0.052753640	-23.56
LEASE MAINTENANCE	TURNCO ENTERPRISES LLC	-190.00	0.052753640	-10.02
LEASE MAINTENANCE	AUTOMATED WELLHEAD COM	-7,019.73	0.052753640	-370.32
PUMPING	MEWBOURNE OIL COMPANY	-875.00	0.052753640	-46.16
PUMPING	MEWBOURNE OIL COMPANY	-656.25	0.052753640	-34.62
SALT WATER DISPOSAL	LIMESTONE BASIN PROPERTIE	-240.41	0.052753640	-12.68



## MEWBOURNE OIL COMPANY

TOM M RAGSDALE  
400 N SAM HOUSTON PARKWAY EAST  
SUITE 601  
HOUSTON, TX 77060

INVOICE NO.: 202004-17708  
INVOICE DATE: 4-30-2020  
OWNER: 035904-1  
BILLING FOR: April 2020

REFERENCE/DESCRIPTION OF CHARGES		GROSS CHARGES	WORKING INTEREST	NET CHARGE
OVERHEAD-FIXED RATE	MEWBOURNE OIL COMPANY	-837.60	0.052800000	-44.19
OVERHEAD-FIXED RATE	MEWBOURNE OIL COMPANY	837.60	0.051900000	43.48
CHEMICALS-WATER TREATING	IMPERATIVE CHEMICAL PART	523.39	0.051908860	27.17
CHEMICALS-WATER TREATING	IMPERATIVE CHEMICAL PART	333.64	0.051908860	17.32
COMPRESSOR MAINTENANCE	G&A FABRICATION LLC	467.83	0.051908860	24.28
COMPRESSOR MAINTENANCE	G&A FABRICATION LLC	566.10	0.051908860	29.38
CONTRACT SUPERVISION	PACE OILFIELD SERVICES INC	28.90	0.051908860	1.50
CONTRACT SUPERVISION	PACE OILFIELD SERVICES INC	291.50	0.051908860	15.13
CONTRACT SUPERVISION	PACE OILFIELD SERVICES INC	291.50	0.051908860	15.13
CONTRACT SUPERVISION	PACE OILFIELD SERVICES INC	291.50	0.051908860	15.13
CONTRACT SUPERVISION	PACE OILFIELD SERVICES INC	291.50	0.051908860	15.13
FUEL, POWER & ELECTRICAL	XCEL ENERGY	541.47	0.051908860	28.11
FUEL, POWER & ELECTRICAL	PILOT THOMAS LOGISTICS LLC	64.67	0.051908860	3.36
FUEL, POWER & ELECTRICAL	PILOT THOMAS LOGISTICS LLC	43.34	0.051908860	2.25
LEASE MAINTENANCE	T&J VALVE	2,506.69	0.051908860	130.12
LEASE MAINTENANCE	SUNDANCE SERVICES INC	34.05	0.051908860	1.77
LEASE MAINTENANCE	K&S OILFIELD SUPPLIES LLC	889.02	0.051908860	46.15
LEASE MAINTENANCE	K&S OILFIELD SUPPLIES LLC	447.90	0.051908860	23.25
LEASE MAINTENANCE	K&S OILFIELD SUPPLIES LLC	1,566.90	0.051908860	81.34
LEASE MAINTENANCE	K&S OILFIELD SUPPLIES LLC	387.33	0.051908860	20.11
LEASE MAINTENANCE	K&S OILFIELD SUPPLIES LLC	5,524.04	0.051908860	286.74
LEASE MAINTENANCE	K&S OILFIELD SUPPLIES LLC	446.62	0.051908860	23.18
LEASE MAINTENANCE	TURNCO ENTERPRISES LLC	142.50	0.051908860	7.40
LEASE MAINTENANCE	TURNCO ENTERPRISES LLC	10.96	0.051908860	0.57
LEASE MAINTENANCE	TURNCO ENTERPRISES LLC	190.00	0.051908860	9.86
LEASE MAINTENANCE	TURNCO ENTERPRISES LLC	190.00	0.051908860	9.86
LEASE MAINTENANCE	EP&S LLC	24.31	0.051908860	1.26
LEASE MAINTENANCE	TRIPOINT OIL & GAS PRODUCTION	915.57	0.051908860	47.52
LEASE MAINTENANCE	TANKLOGIX LLC	220.34	0.051908860	11.44
LEASE MAINTENANCE	TANKLOGIX LLC	209.91	0.051908860	10.89
LEASE MAINTENANCE	TANKLOGIX LLC	140.81	0.051908860	7.31
LEASE MAINTENANCE	TANKLOGIX LLC	1,319.20	0.051908860	68.48
LEASE MAINTENANCE	AY TRUCKING INC	12.13	0.051908860	0.63
LEASE MAINTENANCE	AY TRUCKING INC	15.16	0.051908860	0.79
LEASE MAINTENANCE	MEWBOURNE OIL COMPANY	263.50	0.051908860	13.68
LEASE MAINTENANCE	MEWBOURNE OIL COMPANY	193.75	0.051908860	10.06
LEASE MAINTENANCE	AUTOMATED WELLHEAD COMPANY	7,019.73	0.051908860	364.39
PUMPING	MEWBOURNE OIL COMPANY	875.00	0.051908860	45.42
PUMPING	MEWBOURNE OIL COMPANY	656.25	0.051908860	34.07
SALT WATER DISPOSAL	NGL WATER SOLUTIONS PERMITS	2,807.38	0.051908860	145.73
SALT WATER DISPOSAL	LIMESTONE BASIN PROPERTIES	240.41	0.051908860	12.48
Total Lease Operating Expense Cost		0.00		-10.02

## MEWBOURNE OIL COMPANY

TOM M RAGSDALE  
400 N SAM HOUSTON PARKWAY EAST  
SUITE 601  
HOUSTON, TX 77060

INVOICE NO.: 202004-17708

INVOICE DATE: 4-30-2020

OWNER: 035904-1

BILLING FOR: April 2020

REFERENCE/DESCRIPTION OF CHARGES	GROSS CHARGES	WORKING INTEREST	NET CHARGE	
<u>Lease Operating Expense</u>				
CHEMICALS-WATER TREATING	IMPERATIVE CHEMICAL PART	-606.63	0.052753640	-32.00
CHEMICALS-WATER TREATING	IMPERATIVE CHEMICAL PART	-523.39	0.052753640	-27.61
COMPANY SUPERVISION	MEWBOURNE OIL COMPANY	-1,250.00	0.052753640	-65.94
COMPANY SUPERVISION	MEWBOURNE OIL COMPANY	-412.50	0.052753640	-21.76
COMPRESSOR MAINTENANCE	G&A FABRICATION LLC	-65.04	0.052753640	-3.43
COMPRESSOR RENTAL/SERVICES	SERVICE COMPRESSION LLC	-4,871.35	0.052753640	-256.98
COMPRESSOR RENTAL/SERVICES	SERVICE COMPRESSION LLC	-4,871.35	0.052753640	-256.98
COMPRESSOR RENTAL/SERVICES	SERVICE COMPRESSION LLC	-4,343.84	0.052753640	-229.15
COMPRESSOR RENTAL/SERVICES	R360 ENVIRONMENTAL SOLUTIONS LLC	-432.97	0.052753640	-22.84
COMPRESSOR RENTAL/SERVICES	BASELINE ENERGY SERVICES	-85.59	0.052753640	-4.52
CONTRACT SUPERVISION	PACE OILFIELD SERVICES INC	-291.50	0.052753640	-15.38
CONTRACT SUPERVISION	PACE OILFIELD SERVICES INC	-291.50	0.052753640	-15.38
CONTRACT SUPERVISION	PACE OILFIELD SERVICES INC	-291.50	0.052753640	-15.38
CONTRACT SUPERVISION	PACE OILFIELD SERVICES INC	-291.50	0.052753640	-15.38
CONTRACT SUPERVISION	PACE OILFIELD SERVICES INC	-43.42	0.052753640	-2.29
FUEL, POWER & ELECTRICAL	XCEL ENERGY	-619.50	0.052753640	-32.68
FUEL, POWER & ELECTRICAL	XCEL ENERGY	-500.97	0.052753640	-26.43
FUEL, POWER & ELECTRICAL	PILOT THOMAS LOGISTICS LLC	-46.94	0.052753640	-2.48
FUEL, POWER & ELECTRICAL	PILOT THOMAS LOGISTICS LLC	-43.51	0.052753640	-2.30
FUEL, POWER & ELECTRICAL	PILOT THOMAS LOGISTICS LLC	-179.69	0.052753640	-9.48
FUEL, POWER & ELECTRICAL	PILOT THOMAS LOGISTICS LLC	-54.31	0.052753640	-2.87
LEASE MAINTENANCE	BAKER HUGHES OILFIELD	-851.79	0.052753640	-44.94
LEASE MAINTENANCE	AMERICAN MILLENNIUM CORP	-29.75	0.052753640	-1.57
LEASE MAINTENANCE	KEYSTONE PUMP & SUPPLY LLC	-147.82	0.052753640	-7.80
LEASE MAINTENANCE	7B ROUSTABOUT LLC	-510.00	0.052753640	-26.91
LEASE MAINTENANCE	7B ROUSTABOUT LLC	-765.00	0.052753640	-40.36
LEASE MAINTENANCE	7B ROUSTABOUT LLC	-130.00	0.052753640	-6.86
LEASE MAINTENANCE	7B ROUSTABOUT LLC	-130.00	0.052753640	-6.86
LEASE MAINTENANCE	K&S OILFIELD SUPPLIES LLC	-64.92	0.052753640	-3.43
LEASE MAINTENANCE	TURNCO ENTERPRISES LLC	-142.50	0.052753640	-7.52
LEASE MAINTENANCE	TURNCO ENTERPRISES LLC	-142.50	0.052753640	-7.52
LEASE MAINTENANCE	TURNCO ENTERPRISES LLC	-95.00	0.052753640	-5.01
LEASE MAINTENANCE	TURNCO ENTERPRISES LLC	-95.00	0.052753640	-5.01
LEASE MAINTENANCE	TURNCO ENTERPRISES LLC	-66.50	0.052753640	-3.51
LEASE MAINTENANCE	INGRAM PROFESSIONAL SERVICES LLC	-413.17	0.052753640	-21.80
LEASE MAINTENANCE	TRINITY OILFIELD SERVICES & SUPPLY LLC	-237.37	0.052753640	-12.52
LEASE MAINTENANCE	EP&S LLC	-6.09	0.052753640	-0.32
LEASE MAINTENANCE	EP&S LLC	-37.27	0.052753640	-1.97
LEASE MAINTENANCE	EP&S LLC	-9.26	0.052753640	-0.49
LEASE MAINTENANCE	TRIPPOINT OIL & GAS PRODUCTION LLC	-398.29	0.052753640	-21.01

## MEWBOURNE OIL COMPANY

TOM M RAGSDALE  
400 N SAM HOUSTON PARKWAY EAST  
SUITE 601  
HOUSTON, TX 77060

INVOICE NO.: 202004-17708  
INVOICE DATE: 4-30-2020  
OWNER: 035904-1  
BILLING FOR: April 2020

REFERENCE/DESCRIPTION OF CHARGES	GROSS CHARGES	WORKING INTEREST	NET CHARGE
LEASE MAINTENANCE AY TRUCKING INC	-73.93	0.052753640	-3.90
LEASE MAINTENANCE MEWBOURNE OIL COMPANY	-775.00	0.052753640	-40.88
LEASE MAINTENANCE MEWBOURNE OIL COMPANY	-193.75	0.052753640	-10.22
LEASE MAINTENANCE MEWBOURNE OIL COMPANY	-255.75	0.052753640	-13.49
MISCELLANEOUS EQUIPMENT RENTAL MEWBOURNE OIL COMPANY	-243.60	0.052753640	-12.85
MISCELLANEOUS EQUIPMENT RENTAL TRINITY OILFIELD SERVICES &	-361.86	0.052753640	-19.09
MISCELLANEOUS EQUIPMENT RENTAL TRINITY OILFIELD SERVICES &	-64.92	0.052753640	-3.43
PUMPING MEWBOURNE OIL COMPANY	-875.00	0.052753640	-46.16
PUMPING MEWBOURNE OIL COMPANY	-656.25	0.052753640	-34.62
SALT WATER DISPOSAL OWL SWD OPERATING LLC	-3,652.16	0.052753640	-192.66
SALT WATER DISPOSAL OWL SWD OPERATING LLC	-3,558.73	0.052753640	-187.74
SALT WATER DISPOSAL NGL WATER SOLUTIONS PERM	-2,273.94	0.052753640	-119.96
SALT WATER DISPOSAL LIMESTONE BASIN PROPERTIE	-234.24	0.052753640	-12.36
SITE RESTORATION & EXCAVATION R360 ENVIRONMENTAL SOLUT	-63.50	0.052753640	-3.35
SITE RESTORATION & EXCAVATION HALL ENVIRONMENTAL ANAI	-23.05	0.052753640	-1.21
TREATING,DEHYDRATION,METERING MEWBOURNE OIL COMPANY-I	-450.00	0.052753640	-23.74
TREATING,DEHYDRATION,METERING PRO-KEM INC	-294.94	0.052753640	-15.56
TREATING,DEHYDRATION,METERING ATCHAFALAYA MEASUREMEN	-3,659.40	0.052753640	-193.05
OVERHEAD-FIXED RATE MEWBOURNE OIL COMPANY	-837.60	0.052800000	-44.19
OVERHEAD-FIXED RATE MEWBOURNE OIL COMPANY	837.60	0.051900000	43.48
CHEMICALS-WATER TREATING IMPERATIVE CHEMICAL PART	606.63	0.051908860	31.49
CHEMICALS-WATER TREATING IMPERATIVE CHEMICAL PART	523.39	0.051908860	27.17
COMPANY SUPERVISION MEWBOURNE OIL COMPANY	1,250.00	0.051908860	64.88
COMPANY SUPERVISION MEWBOURNE OIL COMPANY	412.50	0.051908860	21.41
COMPRESSOR MAINTENANCE G&A FABRICATION LLC	65.04	0.051908860	3.38
COMPRESSOR RENTAL/SERVICES SERVICE COMPRESSION LLC	4,871.35	0.051908860	252.86
COMPRESSOR RENTAL/SERVICES SERVICE COMPRESSION LLC	4,871.35	0.051908860	252.86
COMPRESSOR RENTAL/SERVICES SERVICE COMPRESSION LLC	4,343.84	0.051908860	225.48
COMPRESSOR RENTAL/SERVICES R360 ENVIRONMENTAL SOLUT	432.97	0.051908860	22.47
COMPRESSOR RENTAL/SERVICES BASELINE ENERGY SERVICES	85.59	0.051908860	4.45
CONTRACT SUPERVISION PACE OILFIELD SERVICES INC	291.50	0.051908860	15.13
CONTRACT SUPERVISION PACE OILFIELD SERVICES INC	291.50	0.051908860	15.13
CONTRACT SUPERVISION PACE OILFIELD SERVICES INC	291.50	0.051908860	15.13
CONTRACT SUPERVISION PACE OILFIELD SERVICES INC	291.50	0.051908860	15.13
CONTRACT SUPERVISION PACE OILFIELD SERVICES INC	43.42	0.051908860	2.25
FUEL, POWER & ELECTRICAL XCEL ENERGY	619.50	0.051908860	32.16
FUEL, POWER & ELECTRICAL XCEL ENERGY	500.97	0.051908860	26.01
FUEL, POWER & ELECTRICAL PILOT THOMAS LOGISTICS LL	46.94	0.051908860	2.44
FUEL, POWER & ELECTRICAL PILOT THOMAS LOGISTICS LL	43.51	0.051908860	2.26
FUEL, POWER & ELECTRICAL PILOT THOMAS LOGISTICS LL	179.69	0.051908860	9.33
FUEL, POWER & ELECTRICAL PILOT THOMAS LOGISTICS LL	54.31	0.051908860	2.82
LEASE MAINTENANCE BAKER HUGHES OILFIELD	851.79	0.051908860	44.22

## MEWBOURNE OIL COMPANY

TOM M RAGSDALE  
400 N SAM HOUSTON PARKWAY EAST  
SUITE 601  
HOUSTON, TX 77060

INVOICE NO.: 202004-17708  
INVOICE DATE: 4-30-2020  
OWNER: 035904-1  
BILLING FOR: April 2020

REFERENCE/DESCRIPTION OF CHARGES		GROSS CHARGES	WORKING INTEREST	NET CHARGE
LEASE MAINTENANCE	AMERICAN MILLENNIUM COR	29.75	0.051908860	1.54
LEASE MAINTENANCE	KEYSTONE PUMP & SUPPLY LI	147.82	0.051908860	7.68
LEASE MAINTENANCE	7B ROUSTABOUT LLC	510.00	0.051908860	26.48
LEASE MAINTENANCE	7B ROUSTABOUT LLC	765.00	0.051908860	39.71
LEASE MAINTENANCE	7B ROUSTABOUT LLC	130.00	0.051908860	6.75
LEASE MAINTENANCE	7B ROUSTABOUT LLC	130.00	0.051908860	6.75
LEASE MAINTENANCE	K&S OILFIELD SUPPLIES LLC	64.92	0.051908860	3.38
LEASE MAINTENANCE	TURNCO ENTERPRISES LLC	142.50	0.051908860	7.40
LEASE MAINTENANCE	TURNCO ENTERPRISES LLC	142.50	0.051908860	7.40
LEASE MAINTENANCE	TURNCO ENTERPRISES LLC	95.00	0.051908860	4.93
LEASE MAINTENANCE	TURNCO ENTERPRISES LLC	95.00	0.051908860	4.93
LEASE MAINTENANCE	TURNCO ENTERPRISES LLC	66.50	0.051908860	3.45
LEASE MAINTENANCE	INGRAM PROFESSIONAL SERV	413.17	0.051908860	21.45
LEASE MAINTENANCE	TRINITY OILFIELD SERVICES &	237.37	0.051908860	12.32
LEASE MAINTENANCE	EP&S LLC	6.09	0.051908860	0.31
LEASE MAINTENANCE	EP&S LLC	37.27	0.051908860	1.94
LEASE MAINTENANCE	EP&S LLC	9.26	0.051908860	0.48
LEASE MAINTENANCE	TRIPOINT OIL & GAS PRODUC	398.29	0.051908860	20.67
LEASE MAINTENANCE	AY TRUCKING INC	73.93	0.051908860	3.84
LEASE MAINTENANCE	MEWBOURNE OIL COMPANY	775.00	0.051908860	40.23
LEASE MAINTENANCE	MEWBOURNE OIL COMPANY	193.75	0.051908860	10.06
LEASE MAINTENANCE	MEWBOURNE OIL COMPANY	255.75	0.051908860	13.27
MISCELLANEOUS EQUIPMENT RENTAL	MEWBOURNE OIL COMPANY	243.60	0.051908860	12.64
MISCELLANEOUS EQUIPMENT RENTAL	TRINITY OILFIELD SERVICES &	361.86	0.051908860	18.78
MISCELLANEOUS EQUIPMENT RENTAL	TRINITY OILFIELD SERVICES &	64.92	0.051908860	3.38
PUMPING	MEWBOURNE OIL COMPANY	875.00	0.051908860	45.42
PUMPING	MEWBOURNE OIL COMPANY	656.25	0.051908860	34.07
SALT WATER DISPOSAL	OWL SWD OPERATING LLC	3,652.16	0.051908860	189.57
SALT WATER DISPOSAL	OWL SWD OPERATING LLC	3,558.73	0.051908860	184.73
SALT WATER DISPOSAL	NGL WATER SOLUTIONS PERM	2,273.94	0.051908860	118.04
SALT WATER DISPOSAL	LIMESTONE BASIN PROPERTIE	234.24	0.051908860	12.16
SITE RESTORATION & EXCAVATION	R360 ENVIRONMENTAL SOLUT	63.50	0.051908860	3.30
SITE RESTORATION & EXCAVATION	HALL ENVIRONMENTAL ANAI	23.05	0.051908860	1.19
TREATING,DEHYDRATION,METERING	MEWBOURNE OIL COMPANY-I	450.00	0.051908860	23.36
TREATING,DEHYDRATION,METERING	PRO-KEM INC	294.94	0.051908860	15.31
TREATING,DEHYDRATION,METERING	ATCHAFALAYA MEASUREMEN	3,659.40	0.051908860	189.96
Total Lease Operating Expense Cost		0.00		-36.31
<u>Lease Operating Expense</u>				
CHEMICALS-WATER TREATING	IMPERATIVE CHEMICAL PART	523.39	0.051908860	27.17
COMPANY SUPERVISION	MEWBOURNE OIL COMPANY	625.00	0.051908860	32.44
COMPRESSOR MAINTENANCE	G&A FABRICATION LLC	68.94	0.051908860	3.58

## MEWBOURNE OIL COMPANY

TOM M RAGSDALE  
400 N SAM HOUSTON PARKWAY EAST  
SUITE 601  
HOUSTON, TX 77060

INVOICE NO.: 202004-17708  
INVOICE DATE: 4-30-2020  
OWNER: 035904-1  
BILLING FOR: April 2020

REFERENCE/DESCRIPTION OF CHARGES		GROSS CHARGES	WORKING INTEREST	NET CHARGE
COMPRESSOR MAINTENANCE	G&A FABRICATION LLC	117.74	0.051908860	6.11
COMPRESSOR RENTAL/SERVICES	GRAVITY OILFIELD SERVICES	47.96	0.051908860	2.49
COMPRESSOR RENTAL/SERVICES	GRAVITY OILFIELD SERVICES	47.96	0.051908860	2.49
COMPRESSOR RENTAL/SERVICES	GRAVITY OILFIELD SERVICES	515.53	0.051908860	26.76
COMPRESSOR RENTAL/SERVICES	GRAVITY OILFIELD SERVICES	482.27	0.051908860	25.03
COMPRESSOR RENTAL/SERVICES	GRAVITY OILFIELD SERVICES	44.86	0.051908860	2.33
COMPRESSOR RENTAL/SERVICES	GRAVITY OILFIELD SERVICES	206.34	0.051908860	10.71
COMPRESSOR RENTAL/SERVICES	GRAVITY OILFIELD SERVICES	47.96	0.051908860	2.49
LEASE MAINTENANCE	BAKER HUGHES OILFIELD	36.79	0.051908860	1.91
LEASE MAINTENANCE	BAKER HUGHES OILFIELD	58.28	0.051908860	3.02
LEASE MAINTENANCE	GARNER PUMP & SUPPLY INC	206.95	0.051908860	10.75
LEASE MAINTENANCE	AMERICAN MILLENNIUM COR	32.47	0.051908860	1.68
LEASE MAINTENANCE	K&S OILFIELD SUPPLIES LLC	130.75	0.051908860	6.79
LEASE MAINTENANCE	K&S OILFIELD SUPPLIES LLC	57.98	0.051908860	3.01
LEASE MAINTENANCE	TURNCO ENTERPRISES LLC	142.50	0.051908860	7.40
LEASE MAINTENANCE	TURNCO ENTERPRISES LLC	47.50	0.051908860	2.47
LEASE MAINTENANCE	TURNCO ENTERPRISES LLC	18.27	0.051908860	0.95
LEASE MAINTENANCE	TURNCO ENTERPRISES LLC	25.58	0.051908860	1.33
LEASE MAINTENANCE	TURNCO ENTERPRISES LLC	39.61	0.051908860	2.06
LEASE MAINTENANCE	TURNCO ENTERPRISES LLC	21.92	0.051908860	1.14
LEASE MAINTENANCE	INGRAM PROFESSIONAL SERV	1,212.56	0.051908860	62.94
LEASE MAINTENANCE	EP&S LLC	1,194.51	0.051908860	62.01
LEASE MAINTENANCE	EP&S LLC	35.36	0.051908860	1.84
LEASE MAINTENANCE	EP&S LLC	141.63	0.051908860	7.35
LEASE MAINTENANCE	EP&S LLC	21.87	0.051908860	1.13
LEASE MAINTENANCE	EP&S LLC	8.39	0.051908860	0.44
LEASE MAINTENANCE	TRIPOINT OIL & GAS PRODUC	-91.56	0.051908860	-4.75
LEASE MAINTENANCE	TRIPOINT OIL & GAS PRODUC	-39.83	0.051908860	-2.07
LEASE MAINTENANCE	WILDCAT PUMP & ENGINE REI	306.83	0.051908860	15.93
LEASE MAINTENANCE	WILDCAT PUMP & ENGINE REI	899.23	0.051908860	46.68
LEASE MAINTENANCE	AY TRUCKING INC	354.80	0.051908860	18.42
LEASE MAINTENANCE	MEWBOURNE OIL COMPANY	775.00	0.051908860	40.23
LEASE MAINTENANCE	MEWBOURNE OIL COMPANY	651.00	0.051908860	33.79
LEASE MAINTENANCE	MEWBOURNE OIL COMPANY	255.75	0.051908860	13.28
MISCELLANEOUS EQUIPMENT RENTAL	MEWBOURNE OIL COMPANY	260.40	0.051908860	13.52
OVERHEAD-FIXED RATE	MEWBOURNE OIL COMPANY	881.16	0.051908860	45.74
PROFESSIONAL SERVICES	PRICE ENERGY CONSULTING I	150.00	0.051908860	7.79
PUMPING	MEWBOURNE OIL COMPANY	875.00	0.051908860	45.42
PUMPING	MEWBOURNE OIL COMPANY	656.25	0.051908860	34.07
SALT WATER DISPOSAL	OWL SWD OPERATING LLC	8,005.42	0.051908860	415.55
SALT WATER DISPOSAL	LIMESTONE BASIN PROPERTIE	526.95	0.051908860	27.35
SITE RESTORATION & EXCAVATION	TRINITY OILFIELD SERVICES &	2,424.28	0.051908860	125.84



## MEWBOURNE OIL COMPANY

TOM M RAGSDALE  
400 N SAM HOUSTON PARKWAY EAST  
SUITE 601  
HOUSTON, TX 77060

INVOICE NO.: 202004-17708  
INVOICE DATE: 4-30-2020  
OWNER: 035904-1  
BILLING FOR: April 2020

REFERENCE/DESCRIPTION OF CHARGES		GROSS CHARGES	WORKING INTEREST	NET CHARGE
WELL/LEASE INSURANCE	LOCKTON COMPANIES LLC	673.50	0.051908860	34.96
Total Lease Operating Expense Cost		23,725.05		1,231.57
<b>62775000-30 SUBTOTAL</b>		<b>23,725.05</b>	<b>1,185.24</b>	
<b>PROPERTY: 62775000 TOTAL</b>		<b>23,725.05</b>	<b>1,187.31</b>	
<b>PROPERTY: 62776000 62776000-10 IBEX 10 B3OB FED COM 1H</b>				
<u>Intangible Well Cost</u>				
INSPECTION & REPAIR SERVICES	WEATHERFORD US LP	-9,234.16	0.032250710	-297.81
INSPECTION & REPAIR SERVICES	KNIGHT ENERGY HOLDINGS L	10,579.62	0.032250710	341.20
INSPECTION & REPAIR SERVICES	WEATHERFORD US LP	9,234.16	0.031093200	287.12
INSPECTION & REPAIR SERVICES	KNIGHT ENERGY HOLDINGS L	-10,579.62	0.031093200	-328.95
Total Intangible Well Cost Cost		0.00		1.56
<b>62776000-10 SUBTOTAL</b>		<b>0.00</b>	<b>1.56</b>	
<b>PROPERTY: 62776000 62776000-20 IBEX 10 B3OB FED COM 1H</b>				
<u>Equipment Beyond Wellhead</u>				
LINE PIPE-GAS GATHERING	FERGUSON CONSTRUCTION CO	-33,549.31	0.032250710	-1,082.00
LINE PIPE-GAS GATHERING	FERGUSON CONSTRUCTION CO	33,549.31	0.031093200	1,043.16
Total Equipment Beyond Wellhead Cost		0.00		-38.84
<u>Intangible Well Cost</u>				
WATER AND OTHER	AR ENTERPRISES LLC	137,661.20	0.032250710	4,439.67
WATER AND OTHER	AR ENTERPRISES LLC	-137,661.20	0.031093200	-4,280.33
Total Intangible Well Cost Cost		0.00		159.34
<u>Equipment Beyond Wellhead</u>				
ELECTRICAL INSTALLATIONS	INGRAM PROFESSIONAL SERV	8,968.92	0.032250710	289.25
ELECTRICAL INSTALLATIONS	INGRAM PROFESSIONAL SERV	-8,968.92	0.031093200	-278.87
Total Equipment Beyond Wellhead Cost		0.00		10.38
<u>Equipment Beyond Wellhead</u>				
ELECTRICAL INSTALLATIONS	INGRAM PROFESSIONAL SERV	-26.35	0.032250710	-0.85
ELECTRICAL INSTALLATIONS	INGRAM PROFESSIONAL SERV	-1,087.72	0.032250710	-35.08
ELECTRICAL INSTALLATIONS	INGRAM PROFESSIONAL SERV	26.35	0.031093200	0.82
ELECTRICAL INSTALLATIONS	INGRAM PROFESSIONAL SERV	1,087.72	0.031093200	33.82
Total Equipment Beyond Wellhead Cost		0.00		-1.29
<b>62776000-20 SUBTOTAL</b>		<b>0.00</b>	<b>129.59</b>	
<b>PROPERTY: 62776000 62776000-30 IBEX 10 B3OB FED COM 1H</b>				
<u>Lease Operating Expense</u>				
OVERHEAD-FIXED RATE	MEWBOURNE OIL COMPANY	-837.60	0.032200000	-27.01
COMPANY SUPERVISION	MEWBOURNE OIL COMPANY	-575.00	0.032250710	-18.55
COMPRESSOR MAINTENANCE	G&A FABRICATION LLC	-137.72	0.032250710	-4.44

## MEWBOURNE OIL COMPANY

TOM M RAGSDALE  
400 N SAM HOUSTON PARKWAY EAST  
SUITE 601  
HOUSTON, TX 77060

INVOICE NO.: 202004-17708  
INVOICE DATE: 4-30-2020  
OWNER: 035904-1  
BILLING FOR: April 2020

REFERENCE/DESCRIPTION OF CHARGES		GROSS CHARGES	WORKING INTEREST	NET CHARGE
COMPRESSOR RENTAL/SERVICES	TFH LTD CO	-41.20	0.032250710	-1.33
COMPRESSOR RENTAL/SERVICES	TFH LTD CO	-165.36	0.032250710	-5.33
COMPRESSOR RENTAL/SERVICES	TFH LTD CO	-214.38	0.032250710	-6.92
COMPRESSOR RENTAL/SERVICES	GRAVITY OILFIELD SERVICES	-252.21	0.032250710	-8.13
COMPRESSOR RENTAL/SERVICES	GRAVITY OILFIELD SERVICES	-259.61	0.032250710	-8.37
CONTRACT SUPERVISION	PACE OILFIELD SERVICES INC	-291.53	0.032250710	-9.40
CONTRACT SUPERVISION	PACE OILFIELD SERVICES INC	-291.53	0.032250710	-9.40
CONTRACT SUPERVISION	PACE OILFIELD SERVICES INC	-291.53	0.032250710	-9.40
CONTRACT SUPERVISION	PACE OILFIELD SERVICES INC	-291.53	0.032250710	-9.40
CONTRACT SUPERVISION	PACE OILFIELD SERVICES INC	-291.53	0.032250710	-9.40
FUEL, POWER & ELECTRICAL	XCEL ENERGY	-151.09	0.032250710	-4.87
FUEL, POWER & ELECTRICAL	PILOT THOMAS LOGISTICS LLC	-199.20	0.032250710	-6.42
FUEL, POWER & ELECTRICAL	PILOT THOMAS LOGISTICS LLC	-119.15	0.032250710	-3.85
FUEL, POWER & ELECTRICAL	PILOT THOMAS LOGISTICS LLC	-160.47	0.032250710	-5.18
FUEL, POWER & ELECTRICAL	PILOT THOMAS LOGISTICS LLC	-177.44	0.032250710	-5.73
FUEL, POWER & ELECTRICAL	PILOT THOMAS LOGISTICS LLC	-176.50	0.032250710	-5.69
FUEL, POWER & ELECTRICAL	PILOT THOMAS LOGISTICS LLC	-120.00	0.032250710	-3.87
FUEL, POWER & ELECTRICAL	PILOT THOMAS LOGISTICS LLC	-136.61	0.032250710	-4.41
FUEL, POWER & ELECTRICAL	PILOT THOMAS LOGISTICS LLC	-123.99	0.032250710	-4.00
FUEL, POWER & ELECTRICAL	PILOT THOMAS LOGISTICS LLC	-93.26	0.032250710	-3.01
FUEL, POWER & ELECTRICAL	PILOT THOMAS LOGISTICS LLC	-48.15	0.032250710	-1.56
FUEL, POWER & ELECTRICAL	PILOT THOMAS LOGISTICS LLC	-10.96	0.032250710	-0.35
FUEL, POWER & ELECTRICAL	PILOT THOMAS LOGISTICS LLC	-32.40	0.032250710	-1.05
FUEL, POWER & ELECTRICAL	PILOT THOMAS LOGISTICS LLC	-83.27	0.032250710	-2.69
FUEL, POWER & ELECTRICAL	PILOT THOMAS LOGISTICS LLC	-265.27	0.032250710	-8.56
LEASE MAINTENANCE	T&J VALVE	-25.27	0.032250710	-0.82
LEASE MAINTENANCE	CUSTOM WELDING OF HOBBS	-27.46	0.032250710	-0.88
LEASE MAINTENANCE	7B ROUSTABOUT LLC	-151.55	0.032250710	-4.89
LEASE MAINTENANCE	K&S OILFIELD SUPPLIES LLC	-31.24	0.032250710	-1.01
LEASE MAINTENANCE	K&S OILFIELD SUPPLIES LLC	-33.51	0.032250710	-1.08
LEASE MAINTENANCE	K&S OILFIELD SUPPLIES LLC	-210.42	0.032250710	-6.78
LEASE MAINTENANCE	TURNCO ENTERPRISES LLC	-23.51	0.032250710	-0.76
LEASE MAINTENANCE	TURNCO ENTERPRISES LLC	-19.60	0.032250710	-0.63
LEASE MAINTENANCE	TURNCO ENTERPRISES LLC	-50.95	0.032250710	-1.64
LEASE MAINTENANCE	TURNCO ENTERPRISES LLC	-50.95	0.032250710	-1.64
LEASE MAINTENANCE	TURNCO ENTERPRISES LLC	-23.51	0.032250710	-0.76
LEASE MAINTENANCE	TURNCO ENTERPRISES LLC	-11.76	0.032250710	-0.38
LEASE MAINTENANCE	TURNCO ENTERPRISES LLC	-35.28	0.032250710	-1.14
LEASE MAINTENANCE	TURNCO ENTERPRISES LLC	-101.89	0.032250710	-3.29
LEASE MAINTENANCE	TURNCO ENTERPRISES LLC	-15.68	0.032250710	-0.51
LEASE MAINTENANCE	TURNCO ENTERPRISES LLC	-31.35	0.032250710	-1.01
LEASE MAINTENANCE	TURNCO ENTERPRISES LLC	-7.84	0.032250710	-0.25

## MEWBOURNE OIL COMPANY

TOM M RAGSDALE  
400 N SAM HOUSTON PARKWAY EAST  
SUITE 601  
HOUSTON, TX 77060

INVOICE NO.: 202004-17708  
INVOICE DATE: 4-30-2020  
OWNER: 035904-1  
BILLING FOR: April 2020

REFERENCE/DESCRIPTION OF CHARGES		GROSS CHARGES	WORKING INTEREST	NET CHARGE
LEASE MAINTENANCE	TURNCO ENTERPRISES LLC	-58.79	0.032250710	-1.90
LEASE MAINTENANCE	INGRAM PROFESSIONAL SERV	-37.04	0.032250710	-1.19
LEASE MAINTENANCE	INGRAM PROFESSIONAL SERV	-78.62	0.032250710	-2.53
LEASE MAINTENANCE	TRINITY OILFIELD SERVICES &	-57.18	0.032250710	-1.85
LEASE MAINTENANCE	TRINITY OILFIELD SERVICES &	-369.25	0.032250710	-11.91
LEASE MAINTENANCE	FLATLAND HOLDINGS LLC	-20.35	0.032250710	-0.65
LEASE MAINTENANCE	NOVA TRUCKING LLC	-103.15	0.032250710	-3.33
LEASE MAINTENANCE	IMPERATIVE ACID SERVICES I	-772.13	0.032250710	-24.90
LEASE MAINTENANCE	TANKLOGIX LLC	-48.34	0.032250710	-1.56
LEASE MAINTENANCE	LEGACY SAFETY AND CONSUM	-49.19	0.032250710	-1.59
LEASE MAINTENANCE	LEGACY SAFETY AND CONSUM	-56.28	0.032250710	-1.82
LEASE MAINTENANCE	MEWBOURNE OIL COMPANY	-643.25	0.032250710	-20.74
LEASE MAINTENANCE	TNT SPECIALTIES DBA TNT OI	-853.59	0.032250710	-27.53
MISCELLANEOUS EQUIPMENT RENTAL	MEWBOURNE OIL COMPANY	-271.38	0.032250710	-8.75
PRIME MOVER MAINTENANCE	HR COMPRESSION & SERVICE	-1,261.09	0.032250710	-40.67
PRIME MOVER MAINTENANCE	HR COMPRESSION & SERVICE	-267.52	0.032250710	-8.63
PRIME MOVER MAINTENANCE	HR COMPRESSION & SERVICE	-30.73	0.032250710	-0.99
PRIME MOVER MAINTENANCE	HR COMPRESSION & SERVICE	-25.30	0.032250710	-0.82
PUMPING	MEWBOURNE OIL COMPANY	-825.00	0.032250710	-26.60
PUMPING	MEWBOURNE OIL COMPANY	-618.75	0.032250710	-19.96
SALT WATER DISPOSAL	OWL SWD OPERATING LLC	-4,524.94	0.032250710	-145.93
SALT WATER DISPOSAL	NGL WATER SOLUTIONS PERM	-2,836.91	0.032250710	-91.49
SALT WATER DISPOSAL	AY TRUCKING INC	-180.75	0.032250710	-5.83
SALT WATER DISPOSAL	LIMESTONE BASIN PROPERTIE	-297.84	0.032250710	-9.60
TREATING,DEHYDRATION,METERING	MEWBOURNE OIL COMPANY-I	-1,050.00	0.032250710	-33.87
COMPANY SUPERVISION	MEWBOURNE OIL COMPANY	575.00	0.031093200	17.88
COMPRESSOR MAINTENANCE	G&A FABRICATION LLC	137.72	0.031093200	4.28
COMPRESSOR RENTAL/SERVICES	TFH LTD CO	41.20	0.031093200	1.28
COMPRESSOR RENTAL/SERVICES	TFH LTD CO	165.36	0.031093200	5.14
COMPRESSOR RENTAL/SERVICES	TFH LTD CO	214.38	0.031093200	6.67
COMPRESSOR RENTAL/SERVICES	GRAVITY OILFIELD SERVICES	252.21	0.031093200	7.84
COMPRESSOR RENTAL/SERVICES	GRAVITY OILFIELD SERVICES	259.61	0.031093200	8.07
CONTRACT SUPERVISION	PACE OILFIELD SERVICES INC	291.53	0.031093200	9.06
CONTRACT SUPERVISION	PACE OILFIELD SERVICES INC	291.53	0.031093200	9.06
CONTRACT SUPERVISION	PACE OILFIELD SERVICES INC	291.53	0.031093200	9.06
CONTRACT SUPERVISION	PACE OILFIELD SERVICES INC	291.53	0.031093200	9.06
CONTRACT SUPERVISION	PACE OILFIELD SERVICES INC	291.53	0.031093200	9.06
FUEL, POWER & ELECTRICAL	XCEL ENERGY	151.09	0.031093200	4.70
FUEL, POWER & ELECTRICAL	PILOT THOMAS LOGISTICS LL	199.20	0.031093200	6.19
FUEL, POWER & ELECTRICAL	PILOT THOMAS LOGISTICS LL	119.15	0.031093200	3.71
FUEL, POWER & ELECTRICAL	PILOT THOMAS LOGISTICS LL	160.47	0.031093200	4.99
FUEL, POWER & ELECTRICAL	PILOT THOMAS LOGISTICS LL	177.44	0.031093200	5.52

## MEWBOURNE OIL COMPANY

TOM M RAGSDALE  
400 N SAM HOUSTON PARKWAY EAST  
SUITE 601  
HOUSTON, TX 77060

**INVOICE NO.:** 202004-17708  
**INVOICE DATE:** 4-30-2020  
**OWNER:** 035904-1  
**BILLING FOR:** April 2020

REFERENCE/DESCRIPTION OF CHARGES		GROSS CHARGES	WORKING INTEREST	NET CHARGE
FUEL, POWER & ELECTRICAL	PILOT THOMAS LOGISTICS LLC	176.50	0.031093200	5.49
FUEL, POWER & ELECTRICAL	PILOT THOMAS LOGISTICS LLC	120.00	0.031093200	3.73
FUEL, POWER & ELECTRICAL	PILOT THOMAS LOGISTICS LLC	136.61	0.031093200	4.25
FUEL, POWER & ELECTRICAL	PILOT THOMAS LOGISTICS LLC	123.99	0.031093200	3.86
FUEL, POWER & ELECTRICAL	PILOT THOMAS LOGISTICS LLC	93.26	0.031093200	2.90
FUEL, POWER & ELECTRICAL	PILOT THOMAS LOGISTICS LLC	48.15	0.031093200	1.50
FUEL, POWER & ELECTRICAL	PILOT THOMAS LOGISTICS LLC	10.96	0.031093200	0.34
FUEL, POWER & ELECTRICAL	PILOT THOMAS LOGISTICS LLC	32.40	0.031093200	1.01
FUEL, POWER & ELECTRICAL	PILOT THOMAS LOGISTICS LLC	83.27	0.031093200	2.59
FUEL, POWER & ELECTRICAL	PILOT THOMAS LOGISTICS LLC	265.27	0.031093200	8.25
LEASE MAINTENANCE	T&J VALVE	25.27	0.031093200	0.79
LEASE MAINTENANCE	CUSTOM WELDING OF HOBBS	27.46	0.031093200	0.85
LEASE MAINTENANCE	7B ROUSTABOUT LLC	151.55	0.031093200	4.71
LEASE MAINTENANCE	K&S OILFIELD SUPPLIES LLC	31.24	0.031093200	0.97
LEASE MAINTENANCE	K&S OILFIELD SUPPLIES LLC	33.51	0.031093200	1.04
LEASE MAINTENANCE	K&S OILFIELD SUPPLIES LLC	210.42	0.031093200	6.54
LEASE MAINTENANCE	TURNCO ENTERPRISES LLC	23.51	0.031093200	0.73
LEASE MAINTENANCE	TURNCO ENTERPRISES LLC	19.60	0.031093200	0.61
LEASE MAINTENANCE	TURNCO ENTERPRISES LLC	50.95	0.031093200	1.58
LEASE MAINTENANCE	TURNCO ENTERPRISES LLC	50.95	0.031093200	1.58
LEASE MAINTENANCE	TURNCO ENTERPRISES LLC	23.51	0.031093200	0.73
LEASE MAINTENANCE	TURNCO ENTERPRISES LLC	11.76	0.031093200	0.37
LEASE MAINTENANCE	TURNCO ENTERPRISES LLC	35.28	0.031093200	1.10
LEASE MAINTENANCE	TURNCO ENTERPRISES LLC	101.89	0.031093200	3.17
LEASE MAINTENANCE	TURNCO ENTERPRISES LLC	15.68	0.031093200	0.49
LEASE MAINTENANCE	TURNCO ENTERPRISES LLC	31.35	0.031093200	0.97
LEASE MAINTENANCE	TURNCO ENTERPRISES LLC	7.84	0.031093200	0.24
LEASE MAINTENANCE	TURNCO ENTERPRISES LLC	58.79	0.031093200	1.83
LEASE MAINTENANCE	INGRAM PROFESSIONAL SERVICES	37.04	0.031093200	1.15
LEASE MAINTENANCE	INGRAM PROFESSIONAL SERVICES	78.62	0.031093200	2.44
LEASE MAINTENANCE	TRINITY OILFIELD SERVICES & EQUIPMENT	57.18	0.031093200	1.78
LEASE MAINTENANCE	TRINITY OILFIELD SERVICES & EQUIPMENT	369.25	0.031093200	11.48
LEASE MAINTENANCE	FLATLAND HOLDINGS LLC	20.35	0.031093200	0.63
LEASE MAINTENANCE	NOVA TRUCKING LLC	103.15	0.031093200	3.21
LEASE MAINTENANCE	IMPERATIVE ACID SERVICES INC	772.13	0.031093200	24.01
LEASE MAINTENANCE	TANKLOGIX LLC	48.34	0.031093200	1.51
LEASE MAINTENANCE	LEGACY SAFETY AND CONSULTING	49.19	0.031093200	1.53
LEASE MAINTENANCE	LEGACY SAFETY AND CONSULTING	56.28	0.031093200	1.75
LEASE MAINTENANCE	MEWBOURNE OIL COMPANY	643.25	0.031093200	20.00
LEASE MAINTENANCE	TNT SPECIALTIES DBA TNT OIL	853.59	0.031093200	26.54
MISCELLANEOUS EQUIPMENT RENTAL	MEWBOURNE OIL COMPANY	271.38	0.031093200	8.44
PRIME MOVER MAINTENANCE	HR COMPRESSION & SERVICES	1,261.09	0.031093200	39.21

## MEWBOURNE OIL COMPANY

TOM M RAGSDALE  
400 N SAM HOUSTON PARKWAY EAST  
SUITE 601  
HOUSTON, TX 77060

INVOICE NO.: 202004-17708  
INVOICE DATE: 4-30-2020  
OWNER: 035904-1  
BILLING FOR: April 2020

REFERENCE/DESCRIPTION OF CHARGES		GROSS CHARGES	WORKING INTEREST	NET CHARGE
PRIME MOVER MAINTENANCE	HR COMPRESSION & SERVICES	267.52	0.031093200	8.32
PRIME MOVER MAINTENANCE	HR COMPRESSION & SERVICES	30.73	0.031093200	0.95
PRIME MOVER MAINTENANCE	HR COMPRESSION & SERVICES	25.30	0.031093200	0.79
PUMPING	MEWBOURNE OIL COMPANY	825.00	0.031093200	25.65
PUMPING	MEWBOURNE OIL COMPANY	618.75	0.031093200	19.24
SALT WATER DISPOSAL	OWL SWD OPERATING LLC	4,524.94	0.031093200	140.69
SALT WATER DISPOSAL	NGL WATER SOLUTIONS PERM	2,836.91	0.031093200	88.21
SALT WATER DISPOSAL	AY TRUCKING INC	180.75	0.031093200	5.62
SALT WATER DISPOSAL	LIMESTONE BASIN PROPERTIE	297.84	0.031093200	9.26
TREATING,DEHYDRATION,METERING	MEWBOURNE OIL COMPANY-I	1,050.00	0.031093200	32.65
OVERHEAD-FIXED RATE	MEWBOURNE OIL COMPANY	837.60	0.031100000	26.04
Total Lease Operating Expense Cost		0.00		-25.54

Lease Operating Expense

OVERHEAD-FIXED RATE	MEWBOURNE OIL COMPANY	-837.60	0.032200000	-27.01
AD VALOREM TAXES	TAXATION & REVENUE DEPA	-9,068.31	0.032250710	-292.46
CHEMICALS-WATER TREATING	IMPERATIVE CHEMICAL PART	-130.85	0.032250710	-4.22
CHEMICALS-WATER TREATING	IMPERATIVE CHEMICAL PART	-227.49	0.032250710	-7.33
CHEMICALS-WATER TREATING	IMPERATIVE CHEMICAL PART	-386.58	0.032250710	-12.47
CHEMICALS-WATER TREATING	IMPERATIVE CHEMICAL PART	-261.69	0.032250710	-8.44
COMPANY SUPERVISION	MEWBOURNE OIL COMPANY	-1,175.00	0.032250710	-37.89
COMPRESSOR MAINTENANCE	G&A FABRICATION LLC	-185.11	0.032250710	-5.97
COMPRESSOR RENTAL/SERVICES	NATURAL GAS SERVICES GRO	-4,199.74	0.032250710	-135.44
COMPRESSOR RENTAL/SERVICES	NATURAL GAS SERVICES GRO	-4,199.74	0.032250710	-135.44
COMPRESSOR RENTAL/SERVICES	GRAVITY OILFIELD SERVICES	-23.46	0.032250710	-0.76
COMPRESSOR RENTAL/SERVICES	GRAVITY OILFIELD SERVICES	-22.71	0.032250710	-0.74
COMPRESSOR RENTAL/SERVICES	GRAVITY OILFIELD SERVICES	-29.56	0.032250710	-0.95
COMPRESSOR RENTAL/SERVICES	GRAVITY OILFIELD SERVICES	-317.79	0.032250710	-10.25
CONTRACT SUPERVISION	PACE OILFIELD SERVICES INC	-27.50	0.032250710	-0.88
CONTRACT SUPERVISION	PACE OILFIELD SERVICES INC	-291.53	0.032250710	-9.40
CONTRACT SUPERVISION	PACE OILFIELD SERVICES INC	-291.53	0.032250710	-9.40
CONTRACT SUPERVISION	PACE OILFIELD SERVICES INC	-28.71	0.032250710	-0.92
CONTRACT SUPERVISION	PACE OILFIELD SERVICES INC	-291.53	0.032250710	-9.40
CONTRACT SUPERVISION	PACE OILFIELD SERVICES INC	-291.53	0.032250710	-9.40
FUEL, POWER & ELECTRICAL	XCEL ENERGY	-257.59	0.032250710	-8.31
FUEL, POWER & ELECTRICAL	PILOT THOMAS LOGISTICS LL	-57.49	0.032250710	-1.86
FUEL, POWER & ELECTRICAL	PILOT THOMAS LOGISTICS LL	-59.61	0.032250710	-1.92
FUEL, POWER & ELECTRICAL	PILOT THOMAS LOGISTICS LL	-67.44	0.032250710	-2.18
FUEL, POWER & ELECTRICAL	PILOT THOMAS LOGISTICS LL	-51.72	0.032250710	-1.67
FUEL, POWER & ELECTRICAL	PILOT THOMAS LOGISTICS LL	-132.13	0.032250710	-4.26
FUEL, POWER & ELECTRICAL	PILOT THOMAS LOGISTICS LL	-114.67	0.032250710	-3.70
FUEL, POWER & ELECTRICAL	PILOT THOMAS LOGISTICS LL	-99.75	0.032250710	-3.22



## MEWBOURNE OIL COMPANY

TOM M RAGSDALE  
400 N SAM HOUSTON PARKWAY EAST  
SUITE 601  
HOUSTON, TX 77060

INVOICE NO.: 202004-17708  
INVOICE DATE: 4-30-2020  
OWNER: 035904-1  
BILLING FOR: April 2020

REFERENCE/DESCRIPTION OF CHARGES		GROSS CHARGES	WORKING INTEREST	NET CHARGE
FUEL, POWER & ELECTRICAL	PILOT THOMAS LOGISTICS LLC	-50.84	0.032250710	-1.64
FUEL, POWER & ELECTRICAL	PILOT THOMAS LOGISTICS LLC	-22.01	0.032250710	-0.71
FUEL, POWER & ELECTRICAL	PILOT THOMAS LOGISTICS LLC	-44.40	0.032250710	-1.43
LEASE MAINTENANCE	AMERICAN MILLENNIUM CORP	-28.06	0.032250710	-0.90
LEASE MAINTENANCE	AMERICAN MILLENNIUM CORP	-49.42	0.032250710	-1.60
LEASE MAINTENANCE	KEYSTONE PUMP & SUPPLY LLC	-5,467.83	0.032250710	-176.34
LEASE MAINTENANCE	K&S OILFIELD SUPPLIES LLC	-3,849.70	0.032250710	-124.16
LEASE MAINTENANCE	K&S OILFIELD SUPPLIES LLC	-1,633.83	0.032250710	-52.69
LEASE MAINTENANCE	TURNCO ENTERPRISES LLC	-458.49	0.032250710	-14.78
LEASE MAINTENANCE	TURNCO ENTERPRISES LLC	-11.76	0.032250710	-0.38
LEASE MAINTENANCE	TURNCO ENTERPRISES LLC	-142.50	0.032250710	-4.59
LEASE MAINTENANCE	TURNCO ENTERPRISES LLC	-380.00	0.032250710	-12.26
LEASE MAINTENANCE	TURNCO ENTERPRISES LLC	-855.00	0.032250710	-27.58
LEASE MAINTENANCE	TURNCO ENTERPRISES LLC	-380.00	0.032250710	-12.26
LEASE MAINTENANCE	INGRAM PROFESSIONAL SERVICES	-17.16	0.032250710	-0.55
LEASE MAINTENANCE	INGRAM PROFESSIONAL SERVICES	-18.49	0.032250710	-0.59
LEASE MAINTENANCE	B & B WELDING INC	-336.43	0.032250710	-10.85
LEASE MAINTENANCE	EP&S LLC	-165.92	0.032250710	-5.35
LEASE MAINTENANCE	TANKLOGIX LLC	-43.91	0.032250710	-1.42
LEASE MAINTENANCE	AY TRUCKING INC	-13.65	0.032250710	-0.44
LEASE MAINTENANCE	AY TRUCKING INC	-13.41	0.032250710	-0.44
LEASE MAINTENANCE	AY TRUCKING INC	-17.39	0.032250710	-0.56
LEASE MAINTENANCE	AY TRUCKING INC	-15.16	0.032250710	-0.49
LEASE MAINTENANCE	AY TRUCKING INC	-15.16	0.032250710	-0.49
LEASE MAINTENANCE	AY TRUCKING INC	-16.89	0.032250710	-0.54
LEASE MAINTENANCE	LEGACY SAFETY AND CONSULTING	-26.36	0.032250710	-0.85
LEASE MAINTENANCE	MEWBOURNE OIL COMPANY	-449.50	0.032250710	-14.50
LEASE MAINTENANCE	MEWBOURNE OIL COMPANY	-581.25	0.032250710	-18.74
MISCELLANEOUS EQUIPMENT RENTAL	MEWBOURNE OIL COMPANY	-280.43	0.032250710	-9.04
PRIME MOVER MAINTENANCE	HR COMPRESSION & SERVICES	-45.65	0.032250710	-1.47
PROFESSIONAL SERVICES	PRICE ENERGY CONSULTING INC	-1,750.00	0.032250710	-56.44
PUMPING	MEWBOURNE OIL COMPANY	-825.00	0.032250710	-26.60
PUMPING	MEWBOURNE OIL COMPANY	-618.75	0.032250710	-19.96
SALT WATER DISPOSAL	OWL SWD OPERATING LLC	-46.21	0.032250710	-1.49
SALT WATER DISPOSAL	OWL SWD OPERATING LLC	-14.79	0.032250710	-0.48
SALT WATER DISPOSAL	OWL SWD OPERATING LLC	-28.98	0.032250710	-0.93
SALT WATER DISPOSAL	OWL SWD OPERATING LLC	-4,577.35	0.032250710	-147.62
SALT WATER DISPOSAL	NGL WATER SOLUTIONS PERMITS	-3,244.18	0.032250710	-104.63
SALT WATER DISPOSAL	NGL WATER SOLUTIONS PERMITS	-4,292.14	0.032250710	-138.43
SALT WATER DISPOSAL	LIMESTONE BASIN PROPERTIES	-301.30	0.032250710	-9.72
TREATING,DEHYDRATION,METERING	MEWBOURNE OIL COMPANY-INT	-900.00	0.032250710	-29.02
TREATING,DEHYDRATION,METERING	PRO-KEM INC	-294.94	0.032250710	-9.51

## MEWBOURNE OIL COMPANY

TOM M RAGSDALE  
400 N SAM HOUSTON PARKWAY EAST  
SUITE 601  
HOUSTON, TX 77060

**INVOICE NO.:** 202004-17708  
**INVOICE DATE:** 4-30-2020  
**OWNER:** 035904-1  
**BILLING FOR:** April 2020

REFERENCE/DESCRIPTION OF CHARGES		GROSS CHARGES	WORKING INTEREST	NET CHARGE
ADVALOREM TAXES	TAXATION & REVENUE DEPAI	9,068.31	0.031093200	281.96
CHEMICALS-WATER TREATING	IMPERATIVE CHEMICAL PART	130.85	0.031093200	4.07
CHEMICALS-WATER TREATING	IMPERATIVE CHEMICAL PART	227.49	0.031093200	7.07
CHEMICALS-WATER TREATING	IMPERATIVE CHEMICAL PART	386.58	0.031093200	12.02
CHEMICALS-WATER TREATING	IMPERATIVE CHEMICAL PART	261.69	0.031093200	8.14
COMPANY SUPERVISION	MEWBOURNE OIL COMPANY	1,175.00	0.031093200	36.53
COMPRESSOR MAINTENANCE	G&A FABRICATION LLC	185.11	0.031093200	5.76
COMPRESSOR RENTAL/SERVICES	NATURAL GAS SERVICES GRO	4,199.74	0.031093200	130.58
COMPRESSOR RENTAL/SERVICES	NATURAL GAS SERVICES GRO	4,199.74	0.031093200	130.58
COMPRESSOR RENTAL/SERVICES	GRAVITY OILFIELD SERVICES	23.46	0.031093200	0.73
COMPRESSOR RENTAL/SERVICES	GRAVITY OILFIELD SERVICES	22.71	0.031093200	0.71
COMPRESSOR RENTAL/SERVICES	GRAVITY OILFIELD SERVICES	29.56	0.031093200	0.92
COMPRESSOR RENTAL/SERVICES	GRAVITY OILFIELD SERVICES	317.79	0.031093200	9.88
CONTRACT SUPERVISION	PACE OILFIELD SERVICES INC	27.50	0.031093200	0.85
CONTRACT SUPERVISION	PACE OILFIELD SERVICES INC	291.53	0.031093200	9.06
CONTRACT SUPERVISION	PACE OILFIELD SERVICES INC	291.53	0.031093200	9.06
CONTRACT SUPERVISION	PACE OILFIELD SERVICES INC	28.71	0.031093200	0.89
CONTRACT SUPERVISION	PACE OILFIELD SERVICES INC	291.53	0.031093200	9.06
CONTRACT SUPERVISION	PACE OILFIELD SERVICES INC	291.53	0.031093200	9.06
FUEL, POWER & ELECTRICAL	XCEL ENERGY	257.59	0.031093200	8.01
FUEL, POWER & ELECTRICAL	PILOT THOMAS LOGISTICS LL	57.49	0.031093200	1.79
FUEL, POWER & ELECTRICAL	PILOT THOMAS LOGISTICS LL	59.61	0.031093200	1.85
FUEL, POWER & ELECTRICAL	PILOT THOMAS LOGISTICS LL	67.44	0.031093200	2.10
FUEL, POWER & ELECTRICAL	PILOT THOMAS LOGISTICS LL	51.72	0.031093200	1.61
FUEL, POWER & ELECTRICAL	PILOT THOMAS LOGISTICS LL	132.13	0.031093200	4.11
FUEL, POWER & ELECTRICAL	PILOT THOMAS LOGISTICS LL	114.67	0.031093200	3.57
FUEL, POWER & ELECTRICAL	PILOT THOMAS LOGISTICS LL	99.75	0.031093200	3.10
FUEL, POWER & ELECTRICAL	PILOT THOMAS LOGISTICS LL	50.84	0.031093200	1.58
FUEL, POWER & ELECTRICAL	PILOT THOMAS LOGISTICS LL	22.01	0.031093200	0.68
FUEL, POWER & ELECTRICAL	PILOT THOMAS LOGISTICS LL	44.40	0.031093200	1.38
LEASE MAINTENANCE	AMERICAN MILLENNIUM COR	28.06	0.031093200	0.87
LEASE MAINTENANCE	AMERICAN MILLENNIUM COR	49.42	0.031093200	1.54
LEASE MAINTENANCE	KEYSTONE PUMP & SUPPLY LI	5,467.83	0.031093200	170.01
LEASE MAINTENANCE	K&S OILFIELD SUPPLIES LLC	3,849.70	0.031093200	119.70
LEASE MAINTENANCE	K&S OILFIELD SUPPLIES LLC	1,633.83	0.031093200	50.80
LEASE MAINTENANCE	TURNCO ENTERPRISES LLC	458.49	0.031093200	14.25
LEASE MAINTENANCE	TURNCO ENTERPRISES LLC	11.76	0.031093200	0.37
LEASE MAINTENANCE	TURNCO ENTERPRISES LLC	142.50	0.031093200	4.43
LEASE MAINTENANCE	TURNCO ENTERPRISES LLC	380.00	0.031093200	11.82
LEASE MAINTENANCE	TURNCO ENTERPRISES LLC	855.00	0.031093200	26.59
LEASE MAINTENANCE	TURNCO ENTERPRISES LLC	380.00	0.031093200	11.82
LEASE MAINTENANCE	INGRAM PROFESSIONAL SERV	17.16	0.031093200	0.53

## MEWBOURNE OIL COMPANY

TOM M RAGSDALE  
400 N SAM HOUSTON PARKWAY EAST  
SUITE 601  
HOUSTON, TX 77060

INVOICE NO.: 202004-17708  
INVOICE DATE: 4-30-2020  
OWNER: 035904-1  
BILLING FOR: April 2020

REFERENCE/DESCRIPTION OF CHARGES		GROSS CHARGES	WORKING INTEREST	NET CHARGE
LEASE MAINTENANCE	INGRAM PROFESSIONAL SERV	18.49	0.031093200	0.57
LEASE MAINTENANCE	B & B WELDING INC	336.43	0.031093200	10.46
LEASE MAINTENANCE	EP&S LLC	165.92	0.031093200	5.16
LEASE MAINTENANCE	TANKLOGIX LLC	43.91	0.031093200	1.37
LEASE MAINTENANCE	AY TRUCKING INC	13.65	0.031093200	0.42
LEASE MAINTENANCE	AY TRUCKING INC	13.41	0.031093200	0.42
LEASE MAINTENANCE	AY TRUCKING INC	17.39	0.031093200	0.54
LEASE MAINTENANCE	AY TRUCKING INC	15.16	0.031093200	0.47
LEASE MAINTENANCE	AY TRUCKING INC	15.16	0.031093200	0.47
LEASE MAINTENANCE	AY TRUCKING INC	16.89	0.031093200	0.52
LEASE MAINTENANCE	LEGACY SAFETY AND CONSUM	26.36	0.031093200	0.82
LEASE MAINTENANCE	MEWBOURNE OIL COMPANY	449.50	0.031093200	13.98
LEASE MAINTENANCE	MEWBOURNE OIL COMPANY	581.25	0.031093200	18.07
MISCELLANEOUS EQUIPMENT RENTAL	MEWBOURNE OIL COMPANY	280.43	0.031093200	8.72
PRIME MOVER MAINTENANCE	HR COMPRESSION & SERVICE	45.65	0.031093200	1.42
PROFESSIONAL SERVICES	PRICE ENERGY CONSULTING I	1,750.00	0.031093200	54.41
PUMPING	MEWBOURNE OIL COMPANY	825.00	0.031093200	25.65
PUMPING	MEWBOURNE OIL COMPANY	618.75	0.031093200	19.24
SALT WATER DISPOSAL	OWL SWD OPERATING LLC	46.21	0.031093200	1.44
SALT WATER DISPOSAL	OWL SWD OPERATING LLC	14.79	0.031093200	0.46
SALT WATER DISPOSAL	OWL SWD OPERATING LLC	28.98	0.031093200	0.90
SALT WATER DISPOSAL	OWL SWD OPERATING LLC	4,577.35	0.031093200	142.32
SALT WATER DISPOSAL	NGL WATER SOLUTIONS PERM	3,244.18	0.031093200	100.87
SALT WATER DISPOSAL	NGL WATER SOLUTIONS PERM	4,292.14	0.031093200	133.46
SALT WATER DISPOSAL	LIMESTONE BASIN PROPERTIE	301.30	0.031093200	9.37
TREATING,DEHYDRATION,METERING	MEWBOURNE OIL COMPANY-I	900.00	0.031093200	27.98
TREATING,DEHYDRATION,METERING	PRO-KEM INC	294.94	0.031093200	9.17
OVERHEAD-FIXED RATE	MEWBOURNE OIL COMPANY	837.60	0.031100000	26.04
Total Lease Operating Expense Cost		0.00		-64.20
<u>Lease Operating Expense</u>				
OVERHEAD-FIXED RATE	MEWBOURNE OIL COMPANY	-837.60	0.032200000	-27.01
CHEMICALS-WATER TREATING	IMPERATIVE CHEMICAL PART	-130.85	0.032250710	-4.22
COMPRESSOR MAINTENANCE	G&A FABRICATION LLC	-184.67	0.032250710	-5.95
COMPRESSOR RENTAL/SERVICES	NATURAL GAS SERVICES GRO	-4,199.74	0.032250710	-135.44
COMPRESSOR RENTAL/SERVICES	BASELINE ENERGY SERVICES	-78.87	0.032250710	-2.54
COMPRESSOR RENTAL/SERVICES	BASELINE ENERGY SERVICES	-46.16	0.032250710	-1.49
COMPRESSOR RENTAL/SERVICES	BASELINE ENERGY SERVICES	-89.21	0.032250710	-2.87
CONTRACT SUPERVISION	PACE OILFIELD SERVICES INC	-291.53	0.032250710	-9.40
CONTRACT SUPERVISION	PACE OILFIELD SERVICES INC	-291.53	0.032250710	-9.40
FUEL, POWER & ELECTRICAL	XCEL ENERGY	-252.48	0.032250710	-8.14
FUEL, POWER & ELECTRICAL	PILOT THOMAS LOGISTICS LL	-49.44	0.032250710	-1.60

## MEWBOURNE OIL COMPANY

TOM M RAGSDALE  
400 N SAM HOUSTON PARKWAY EAST  
SUITE 601  
HOUSTON, TX 77060

INVOICE NO.: 202004-17708  
INVOICE DATE: 4-30-2020  
OWNER: 035904-1  
BILLING FOR: April 2020

REFERENCE/DESCRIPTION OF CHARGES		GROSS CHARGES	WORKING INTEREST	NET CHARGE
FUEL, POWER & ELECTRICAL	PILOT THOMAS LOGISTICS LLC	-23.43	0.032250710	-0.76
LEASE MAINTENANCE	T&J VALVE	-2,104.30	0.032250710	-67.87
LEASE MAINTENANCE	T&J VALVE	-2,064.17	0.032250710	-66.57
LEASE MAINTENANCE	SUNDANCE SERVICES INC	-7.46	0.032250710	-0.24
LEASE MAINTENANCE	SUNDANCE SERVICES INC	-18.17	0.032250710	-0.58
LEASE MAINTENANCE	AMERICAN MILLENNIUM CORP	-25.70	0.032250710	-0.83
LEASE MAINTENANCE	K&S OILFIELD SUPPLIES LLC	-16.24	0.032250710	-0.52
LEASE MAINTENANCE	INGRAM PROFESSIONAL SERVICES	-188.26	0.032250710	-6.07
LEASE MAINTENANCE	IMPERATIVE CHEMICAL PART	-54.29	0.032250710	-1.75
LEASE MAINTENANCE	TANKLOGIX LLC	-1,563.19	0.032250710	-50.41
LEASE MAINTENANCE	TANKLOGIX LLC	-159.15	0.032250710	-5.13
LEASE MAINTENANCE	MEWBOURNE OIL COMPANY	-187.50	0.032250710	-6.05
MISCELLANEOUS EQUIPMENT RENTAL	MEWBOURNE OIL COMPANY	-271.38	0.032250710	-8.75
PUMPING	MEWBOURNE OIL COMPANY	-800.00	0.032250710	-25.80
PUMPING	MEWBOURNE OIL COMPANY	-600.00	0.032250710	-19.35
SALT WATER DISPOSAL	NGL WATER SOLUTIONS PERM	-7,492.62	0.032250710	-241.64
SALT WATER DISPOSAL	LIMESTONE BASIN PROPERTIES	-307.91	0.032250710	-9.93
TREATING,DEHYDRATION,METERING	MEWBOURNE OIL COMPANY-1	-300.00	0.032250710	-9.68
TREATING,DEHYDRATION,METERING	PRO-KEM INC	-294.94	0.032250710	-9.51
CHEMICALS-WATER TREATING	IMPERATIVE CHEMICAL PART	130.85	0.031093200	4.07
COMPRESSOR MAINTENANCE	G&A FABRICATION LLC	184.67	0.031093200	5.74
COMPRESSOR RENTAL/SERVICES	NATURAL GAS SERVICES GROUP	4,199.74	0.031093200	130.58
COMPRESSOR RENTAL/SERVICES	BASELINE ENERGY SERVICES	78.87	0.031093200	2.45
COMPRESSOR RENTAL/SERVICES	BASELINE ENERGY SERVICES	46.16	0.031093200	1.44
COMPRESSOR RENTAL/SERVICES	BASELINE ENERGY SERVICES	89.21	0.031093200	2.77
CONTRACT SUPERVISION	PACE OILFIELD SERVICES INC	291.53	0.031093200	9.06
CONTRACT SUPERVISION	PACE OILFIELD SERVICES INC	291.53	0.031093200	9.06
FUEL, POWER & ELECTRICAL	XCEL ENERGY	252.48	0.031093200	7.85
FUEL, POWER & ELECTRICAL	PILOT THOMAS LOGISTICS LLC	49.44	0.031093200	1.54
FUEL, POWER & ELECTRICAL	PILOT THOMAS LOGISTICS LLC	23.43	0.031093200	0.73
LEASE MAINTENANCE	T&J VALVE	2,104.30	0.031093200	65.43
LEASE MAINTENANCE	T&J VALVE	2,064.17	0.031093200	64.18
LEASE MAINTENANCE	SUNDANCE SERVICES INC	7.46	0.031093200	0.23
LEASE MAINTENANCE	SUNDANCE SERVICES INC	18.17	0.031093200	0.56
LEASE MAINTENANCE	AMERICAN MILLENNIUM CORP	25.70	0.031093200	0.80
LEASE MAINTENANCE	K&S OILFIELD SUPPLIES LLC	16.24	0.031093200	0.50
LEASE MAINTENANCE	INGRAM PROFESSIONAL SERVICES	188.26	0.031093200	5.85
LEASE MAINTENANCE	IMPERATIVE CHEMICAL PART	54.29	0.031093200	1.69
LEASE MAINTENANCE	TANKLOGIX LLC	1,563.19	0.031093200	48.60
LEASE MAINTENANCE	TANKLOGIX LLC	159.15	0.031093200	4.95
LEASE MAINTENANCE	MEWBOURNE OIL COMPANY	187.50	0.031093200	5.83
MISCELLANEOUS EQUIPMENT RENTAL	MEWBOURNE OIL COMPANY	271.38	0.031093200	8.44

## MEWBOURNE OIL COMPANY

TOM M RAGSDALE  
400 N SAM HOUSTON PARKWAY EAST  
SUITE 601  
HOUSTON, TX 77060

**INVOICE NO.:** 202004-17708  
**INVOICE DATE:** 4-30-2020  
**OWNER:** 035904-1  
**BILLING FOR:** April 2020

REFERENCE/DESCRIPTION OF CHARGES		GROSS CHARGES	WORKING INTEREST	NET CHARGE
PUMPING	MEWBOURNE OIL COMPANY	800.00	0.031093200	24.87
PUMPING	MEWBOURNE OIL COMPANY	600.00	0.031093200	18.66
SALT WATER DISPOSAL	NGL WATER SOLUTIONS PERM	7,492.62	0.031093200	232.97
SALT WATER DISPOSAL	LIMESTONE BASIN PROPERTIE	307.91	0.031093200	9.57
TREATING,DEHYDRATION,METERING	MEWBOURNE OIL COMPANY-I	300.00	0.031093200	9.33
TREATING,DEHYDRATION,METERING	PRO-KEM INC	294.94	0.031093200	9.17
OVERHEAD-FIXED RATE	MEWBOURNE OIL COMPANY	837.60	0.031100000	26.04
Total Lease Operating Expense Cost		0.00		-26.54
<u>Lease Operating Expense</u>				
OVERHEAD-FIXED RATE	MEWBOURNE OIL COMPANY	-837.60	0.032200000	-27.01
CHEMICALS-WATER TREATING	IMPERATIVE CHEMICAL PART	-83.27	0.032250710	-2.69
CHEMICALS-WATER TREATING	IMPERATIVE CHEMICAL PART	-238.20	0.032250710	-7.69
CHEMICALS-WATER TREATING	IMPERATIVE CHEMICAL PART	-226.01	0.032250710	-7.29
COMPRESSOR MAINTENANCE	G&A FABRICATION LLC	-164.74	0.032250710	-5.31
COMPRESSOR RENTAL/SERVICES	NATURAL GAS SERVICES GRO	-4,199.74	0.032250710	-135.44
COMPRESSOR RENTAL/SERVICES	BASELINE ENERGY SERVICES	-43.50	0.032250710	-1.40
COMPRESSOR RENTAL/SERVICES	GRAVITY OILFIELD SERVICES	-43.23	0.032250710	-1.39
COMPRESSOR RENTAL/SERVICES	GRAVITY OILFIELD SERVICES	-464.73	0.032250710	-14.99
COMPRESSOR RENTAL/SERVICES	GRAVITY OILFIELD SERVICES	-480.22	0.032250710	-15.49
CONTRACT SUPERVISION	PACE OILFIELD SERVICES INC	-27.70	0.032250710	-0.89
CONTRACT SUPERVISION	PACE OILFIELD SERVICES INC	-291.53	0.032250710	-9.40
CONTRACT SUPERVISION	PACE OILFIELD SERVICES INC	-291.53	0.032250710	-9.40
CONTRACT SUPERVISION	PACE OILFIELD SERVICES INC	-291.53	0.032250710	-9.40
CONTRACT SUPERVISION	PACE OILFIELD SERVICES INC	-291.53	0.032250710	-9.40
CONTRACT SUPERVISION	PACE OILFIELD SERVICES INC	-291.53	0.032250710	-9.40
CONTRACT SUPERVISION	PACE OILFIELD SERVICES INC	-291.53	0.032250710	-9.40
FUEL, POWER & ELECTRICAL	XCEL ENERGY	-328.53	0.032250710	-10.59
FUEL, POWER & ELECTRICAL	PILOT THOMAS LOGISTICS LLO	-78.41	0.032250710	-2.53
FUEL, POWER & ELECTRICAL	PILOT THOMAS LOGISTICS LLO	-93.53	0.032250710	-3.02
FUEL, POWER & ELECTRICAL	PILOT THOMAS LOGISTICS LLO	-50.86	0.032250710	-1.64
FUEL, POWER & ELECTRICAL	PILOT THOMAS LOGISTICS LLO	-21.05	0.032250710	-0.68
FUEL, POWER & ELECTRICAL	PILOT THOMAS LOGISTICS LLO	-49.39	0.032250710	-1.59
FUEL, POWER & ELECTRICAL	PILOT THOMAS LOGISTICS LLO	-15.64	0.032250710	-0.51
FUEL, POWER & ELECTRICAL	PILOT THOMAS LOGISTICS LLO	-12.99	0.032250710	-0.42
FUEL, POWER & ELECTRICAL	PILOT THOMAS LOGISTICS LLO	-17.28	0.032250710	-0.56
FUEL, POWER & ELECTRICAL	PILOT THOMAS LOGISTICS LLO	-35.72	0.032250710	-1.15
FUEL, POWER & ELECTRICAL	PILOT THOMAS LOGISTICS LLO	-89.58	0.032250710	-2.88
FUEL, POWER & ELECTRICAL	PILOT THOMAS LOGISTICS LLO	-67.11	0.032250710	-2.17
FUEL, POWER & ELECTRICAL	PILOT THOMAS LOGISTICS LLO	-48.30	0.032250710	-1.56
FUEL, POWER & ELECTRICAL	PILOT THOMAS LOGISTICS LLO	-71.42	0.032250710	-2.30



## MEWBOURNE OIL COMPANY

TOM M RAGSDALE  
400 N SAM HOUSTON PARKWAY EAST  
SUITE 601  
HOUSTON, TX 77060

INVOICE NO.: 202004-17708

INVOICE DATE: 4-30-2020

OWNER: 035904-1

BILLING FOR: April 2020

REFERENCE/DESCRIPTION OF CHARGES		GROSS CHARGES	WORKING INTEREST	NET CHARGE
FUEL, POWER & ELECTRICAL	PILOT THOMAS LOGISTICS LLC	-56.71	0.032250710	-1.83
LEASE MAINTENANCE	T&J VALVE	-706.46	0.032250710	-22.79
LEASE MAINTENANCE	AMERICAN MILLENNIUM CORP	-25.70	0.032250710	-0.83
LEASE MAINTENANCE	K&S OILFIELD SUPPLIES LLC	-56.74	0.032250710	-1.83
LEASE MAINTENANCE	K&S OILFIELD SUPPLIES LLC	-31.19	0.032250710	-1.01
LEASE MAINTENANCE	GUNS UP SERVICES	-45.99	0.032250710	-1.48
LEASE MAINTENANCE	GUNS UP SERVICES	-214.62	0.032250710	-6.92
LEASE MAINTENANCE	TURNCO ENTERPRISES LLC	-51.80	0.032250710	-1.67
LEASE MAINTENANCE	TURNCO ENTERPRISES LLC	-190.00	0.032250710	-6.13
LEASE MAINTENANCE	TURNCO ENTERPRISES LLC	-95.00	0.032250710	-3.06
LEASE MAINTENANCE	B & B WELDING INC	-553.13	0.032250710	-17.84
LEASE MAINTENANCE	AY TRUCKING INC	-216.82	0.032250710	-6.99
LEASE MAINTENANCE	MEWBOURNE OIL COMPANY	-247.50	0.032250710	-7.99
MISCELLANEOUS EQUIPMENT RENTAL	MEWBOURNE OIL COMPANY	-260.40	0.032250710	-8.40
MISCELLANEOUS EQUIPMENT RENTAL	D&H TRUCKING	-3,462.82	0.032250710	-111.68
PUMPING	MEWBOURNE OIL COMPANY	-850.00	0.032250710	-27.41
PUMPING	MEWBOURNE OIL COMPANY	-637.50	0.032250710	-20.56
SALT WATER DISPOSAL	OWL SWD OPERATING LLC	-4,677.62	0.032250710	-150.85
SALT WATER DISPOSAL	OWL SWD OPERATING LLC	-4,673.82	0.032250710	-150.73
SALT WATER DISPOSAL	NGL WATER SOLUTIONS PERM	-3,185.30	0.032250710	-102.73
SALT WATER DISPOSAL	NGL WATER SOLUTIONS PERM	-5,270.91	0.032250710	-169.99
SALT WATER DISPOSAL	LIMESTONE BASIN PROPERTIES	-307.66	0.032250710	-9.93
SALT WATER DISPOSAL	RAZ OIL AND GAS	-89.15	0.032250710	-2.87
SITE RESTORATION & EXCAVATION	TRINITY OILFIELD SERVICES INC	-45.06	0.032250710	-1.45
CHEMICALS-WATER TREATING	IMPERATIVE CHEMICAL PART	83.27	0.031093200	2.59
CHEMICALS-WATER TREATING	IMPERATIVE CHEMICAL PART	238.20	0.031093200	7.41
CHEMICALS-WATER TREATING	IMPERATIVE CHEMICAL PART	226.01	0.031093200	7.03
COMPRESSOR MAINTENANCE	G&A FABRICATION LLC	164.74	0.031093200	5.12
COMPRESSOR RENTAL/SERVICES	NATURAL GAS SERVICES GROUP	4,199.74	0.031093200	130.58
COMPRESSOR RENTAL/SERVICES	BASELINE ENERGY SERVICES	43.50	0.031093200	1.35
COMPRESSOR RENTAL/SERVICES	GRAVITY OILFIELD SERVICES	43.23	0.031093200	1.34
COMPRESSOR RENTAL/SERVICES	GRAVITY OILFIELD SERVICES	464.73	0.031093200	14.45
COMPRESSOR RENTAL/SERVICES	GRAVITY OILFIELD SERVICES	480.22	0.031093200	14.93
CONTRACT SUPERVISION	PACE OILFIELD SERVICES INC	27.70	0.031093200	0.86
CONTRACT SUPERVISION	PACE OILFIELD SERVICES INC	291.53	0.031093200	9.06
CONTRACT SUPERVISION	PACE OILFIELD SERVICES INC	291.53	0.031093200	9.06
CONTRACT SUPERVISION	PACE OILFIELD SERVICES INC	291.53	0.031093200	9.06
CONTRACT SUPERVISION	PACE OILFIELD SERVICES INC	291.53	0.031093200	9.06
CONTRACT SUPERVISION	PACE OILFIELD SERVICES INC	291.53	0.031093200	9.06
CONTRACT SUPERVISION	PACE OILFIELD SERVICES INC	291.53	0.031093200	9.06
FUEL, POWER & ELECTRICAL	XCEL ENERGY	328.53	0.031093200	10.21

## MEWBOURNE OIL COMPANY

TOM M RAGSDALE  
400 N SAM HOUSTON PARKWAY EAST  
SUITE 601  
HOUSTON, TX 77060

INVOICE NO.: 202004-17708  
INVOICE DATE: 4-30-2020  
OWNER: 035904-1  
BILLING FOR: April 2020

REFERENCE/DESCRIPTION OF CHARGES		GROSS CHARGES	WORKING INTEREST	NET CHARGE
FUEL, POWER & ELECTRICAL	PILOT THOMAS LOGISTICS LL	78.41	0.031093200	2.44
FUEL, POWER & ELECTRICAL	PILOT THOMAS LOGISTICS LL	93.53	0.031093200	2.91
FUEL, POWER & ELECTRICAL	PILOT THOMAS LOGISTICS LL	50.86	0.031093200	1.58
FUEL, POWER & ELECTRICAL	PILOT THOMAS LOGISTICS LL	21.05	0.031093200	0.66
FUEL, POWER & ELECTRICAL	PILOT THOMAS LOGISTICS LL	49.39	0.031093200	1.53
FUEL, POWER & ELECTRICAL	PILOT THOMAS LOGISTICS LL	15.64	0.031093200	0.49
FUEL, POWER & ELECTRICAL	PILOT THOMAS LOGISTICS LL	12.99	0.031093200	0.40
FUEL, POWER & ELECTRICAL	PILOT THOMAS LOGISTICS LL	17.28	0.031093200	0.54
FUEL, POWER & ELECTRICAL	PILOT THOMAS LOGISTICS LL	35.72	0.031093200	1.11
FUEL, POWER & ELECTRICAL	PILOT THOMAS LOGISTICS LL	89.58	0.031093200	2.78
FUEL, POWER & ELECTRICAL	PILOT THOMAS LOGISTICS LL	67.11	0.031093200	2.09
FUEL, POWER & ELECTRICAL	PILOT THOMAS LOGISTICS LL	48.30	0.031093200	1.50
FUEL, POWER & ELECTRICAL	PILOT THOMAS LOGISTICS LL	71.42	0.031093200	2.22
FUEL, POWER & ELECTRICAL	PILOT THOMAS LOGISTICS LL	56.71	0.031093200	1.76
LEASE MAINTENANCE	T&J VALVE	706.46	0.031093200	21.97
LEASE MAINTENANCE	AMERICAN MILLENNIUM COR	25.70	0.031093200	0.80
LEASE MAINTENANCE	K&S OILFIELD SUPPLIES LLC	56.74	0.031093200	1.76
LEASE MAINTENANCE	K&S OILFIELD SUPPLIES LLC	31.19	0.031093200	0.97
LEASE MAINTENANCE	GUNS UP SERVICES	45.99	0.031093200	1.43
LEASE MAINTENANCE	GUNS UP SERVICES	214.62	0.031093200	6.67
LEASE MAINTENANCE	TURNCO ENTERPRISES LLC	51.80	0.031093200	1.61
LEASE MAINTENANCE	TURNCO ENTERPRISES LLC	190.00	0.031093200	5.91
LEASE MAINTENANCE	TURNCO ENTERPRISES LLC	95.00	0.031093200	2.95
LEASE MAINTENANCE	B & B WELDING INC	553.13	0.031093200	17.20
LEASE MAINTENANCE	AY TRUCKING INC	216.82	0.031093200	6.74
LEASE MAINTENANCE	MEWBOURNE OIL COMPANY	247.50	0.031093200	7.70
MISCELLANEOUS EQUIPMENT RENTAL	MEWBOURNE OIL COMPANY	260.40	0.031093200	8.10
MISCELLANEOUS EQUIPMENT RENTAL	D&H TRUCKING	3,462.82	0.031093200	107.67
PUMPING	MEWBOURNE OIL COMPANY	850.00	0.031093200	26.43
PUMPING	MEWBOURNE OIL COMPANY	637.50	0.031093200	19.82
SALT WATER DISPOSAL	OWL SWD OPERATING LLC	4,677.62	0.031093200	145.44
SALT WATER DISPOSAL	OWL SWD OPERATING LLC	4,673.82	0.031093200	145.32
SALT WATER DISPOSAL	NGL WATER SOLUTIONS PERM	3,185.30	0.031093200	99.04
SALT WATER DISPOSAL	NGL WATER SOLUTIONS PERM	5,270.91	0.031093200	163.89
SALT WATER DISPOSAL	LIMESTONE BASIN PROPERTIE	307.66	0.031093200	9.57
SALT WATER DISPOSAL	RAZ OIL AND GAS	89.15	0.031093200	2.77
SITE RESTORATION & EXCAVATION	TRINITY OILFIELD SERVICES &	45.06	0.031093200	1.40
OVERHEAD-FIXED RATE	MEWBOURNE OIL COMPANY	837.60	0.031100000	26.04
Total Lease Operating Expense Cost		0.00		-41.46
<u>Lease Operating Expense</u>				
CONTRACT SUPERVISION	PACE OILFIELD SERVICES INC	-28.92	0.031093200	-0.90

## MEWBOURNE OIL COMPANY

TOM M RAGSDALE  
400 N SAM HOUSTON PARKWAY EAST  
SUITE 601  
HOUSTON, TX 77060

INVOICE NO.: 202004-17708  
INVOICE DATE: 4-30-2020  
OWNER: 035904-1  
BILLING FOR: April 2020

REFERENCE/DESCRIPTION OF CHARGES		GROSS CHARGES	WORKING INTEREST	NET CHARGE
CONTRACT SUPERVISION	PACE OILFIELD SERVICES INC	-291.53	0.031093200	-9.06
CONTRACT SUPERVISION	PACE OILFIELD SERVICES INC	-291.53	0.031093200	-9.06
FUEL, POWER & ELECTRICAL	XCEL ENERGY	-706.12	0.031093200	-21.96
LEASE MAINTENANCE	SUNDANCE SERVICES INC	-34.05	0.031093200	-1.06
LEASE MAINTENANCE	TURNCO ENTERPRISES LLC	-95.00	0.031093200	-2.95
LEASE MAINTENANCE	TURNCO ENTERPRISES LLC	-190.00	0.031093200	-5.91
LEASE MAINTENANCE	TURNCO ENTERPRISES LLC	-10.96	0.031093200	-0.34
LEASE MAINTENANCE	TURNCO ENTERPRISES LLC	-285.00	0.031093200	-8.86
LEASE MAINTENANCE	TURNCO ENTERPRISES LLC	-285.00	0.031093200	-8.86
LEASE MAINTENANCE	TURNCO ENTERPRISES LLC	-190.00	0.031093200	-5.91
LEASE MAINTENANCE	B & B WELDING INC	-336.18	0.031093200	-10.45
LEASE MAINTENANCE	EP&S LLC	-24.31	0.031093200	-0.76
LEASE MAINTENANCE	TRIPOINT OIL & GAS PRODUCTION	-834.84	0.031093200	-25.96
LEASE MAINTENANCE	TANKLOGIX LLC	-262.86	0.031093200	-8.17
LEASE MAINTENANCE	TANKLOGIX LLC	-419.82	0.031093200	-13.06
LEASE MAINTENANCE	TANKLOGIX LLC	-140.81	0.031093200	-4.38
LEASE MAINTENANCE	TANKLOGIX LLC	-1,319.20	0.031093200	-41.02
LEASE MAINTENANCE	AY TRUCKING INC	-12.13	0.031093200	-0.38
LEASE MAINTENANCE	AY TRUCKING INC	-15.16	0.031093200	-0.47
LEASE MAINTENANCE	AY TRUCKING INC	-157.69	0.031093200	-4.90
LEASE MAINTENANCE	MEWBOURNE OIL COMPANY	-643.25	0.031093200	-20.00
LEASE MAINTENANCE	MEWBOURNE OIL COMPANY	-1,356.25	0.031093200	-42.17
LEASE MAINTENANCE	MEWBOURNE OIL COMPANY	-387.50	0.031093200	-12.05
LEASE MAINTENANCE	MEWBOURNE OIL COMPANY	-193.75	0.031093200	-6.02
LEASE MAINTENANCE	MEWBOURNE OIL COMPANY	-581.25	0.031093200	-18.07
SALT WATER DISPOSAL	NGL WATER SOLUTIONS PERMITS	-2,413.35	0.031093200	-75.04
OVERHEAD-FIXED RATE	MEWBOURNE OIL COMPANY	-837.60	0.032200000	-27.01
CONTRACT SUPERVISION	PACE OILFIELD SERVICES INC	-291.53	0.032250710	-9.40
CONTRACT SUPERVISION	PACE OILFIELD SERVICES INC	-291.53	0.032250710	-9.40
FUEL, POWER & ELECTRICAL	PILOT THOMAS LOGISTICS LLC	-55.60	0.032250710	-1.79
FUEL, POWER & ELECTRICAL	PILOT THOMAS LOGISTICS LLC	-37.26	0.032250710	-1.20
LEASE MAINTENANCE	K&S OILFIELD SUPPLIES LLC	-472.99	0.032250710	-15.25
LEASE MAINTENANCE	K&S OILFIELD SUPPLIES LLC	-599.37	0.032250710	-19.33
LEASE MAINTENANCE	K&S OILFIELD SUPPLIES LLC	-446.27	0.032250710	-14.39
LEASE MAINTENANCE	K&S OILFIELD SUPPLIES LLC	-556.44	0.032250710	-17.94
PUMPING	MEWBOURNE OIL COMPANY	-875.00	0.032250710	-28.22
PUMPING	MEWBOURNE OIL COMPANY	-656.25	0.032250710	-21.16
SALT WATER DISPOSAL	LIMESTONE BASIN PROPERTIES	-205.64	0.032250710	-6.63
CONTRACT SUPERVISION	PACE OILFIELD SERVICES INC	28.92	0.031093200	0.90
CONTRACT SUPERVISION	PACE OILFIELD SERVICES INC	291.53	0.031093200	9.06
CONTRACT SUPERVISION	PACE OILFIELD SERVICES INC	291.53	0.031093200	9.06
CONTRACT SUPERVISION	PACE OILFIELD SERVICES INC	291.53	0.031093200	9.06

## MEWBOURNE OIL COMPANY

TOM M RAGSDALE  
400 N SAM HOUSTON PARKWAY EAST  
SUITE 601  
HOUSTON, TX 77060

INVOICE NO.: 202004-17708  
INVOICE DATE: 4-30-2020  
OWNER: 035904-1  
BILLING FOR: April 2020

REFERENCE/DESCRIPTION OF CHARGES		GROSS CHARGES	WORKING INTEREST	NET CHARGE
CONTRACT SUPERVISION	PACE OILFIELD SERVICES INC	291.53	0.031093200	9.06
FUEL, POWER & ELECTRICAL	XCEL ENERGY	706.12	0.031093200	21.96
FUEL, POWER & ELECTRICAL	PILOT THOMAS LOGISTICS LLC	55.60	0.031093200	1.73
FUEL, POWER & ELECTRICAL	PILOT THOMAS LOGISTICS LLC	37.26	0.031093200	1.16
LEASE MAINTENANCE	SUNDANCE SERVICES INC	34.05	0.031093200	1.06
LEASE MAINTENANCE	K&S OILFIELD SUPPLIES LLC	472.99	0.031093200	14.70
LEASE MAINTENANCE	K&S OILFIELD SUPPLIES LLC	599.37	0.031093200	18.64
LEASE MAINTENANCE	K&S OILFIELD SUPPLIES LLC	446.27	0.031093200	13.87
LEASE MAINTENANCE	K&S OILFIELD SUPPLIES LLC	556.44	0.031093200	17.30
LEASE MAINTENANCE	TURNCO ENTERPRISES LLC	95.00	0.031093200	2.95
LEASE MAINTENANCE	TURNCO ENTERPRISES LLC	190.00	0.031093200	5.91
LEASE MAINTENANCE	TURNCO ENTERPRISES LLC	10.96	0.031093200	0.34
LEASE MAINTENANCE	TURNCO ENTERPRISES LLC	285.00	0.031093200	8.86
LEASE MAINTENANCE	TURNCO ENTERPRISES LLC	285.00	0.031093200	8.86
LEASE MAINTENANCE	TURNCO ENTERPRISES LLC	190.00	0.031093200	5.91
LEASE MAINTENANCE	B & B WELDING INC	336.18	0.031093200	10.45
LEASE MAINTENANCE	EP&S LLC	24.31	0.031093200	0.76
LEASE MAINTENANCE	TRIPOINT OIL & GAS PRODUCTION	834.84	0.031093200	25.96
LEASE MAINTENANCE	TANKLOGIX LLC	262.86	0.031093200	8.17
LEASE MAINTENANCE	TANKLOGIX LLC	419.82	0.031093200	13.06
LEASE MAINTENANCE	TANKLOGIX LLC	140.81	0.031093200	4.38
LEASE MAINTENANCE	TANKLOGIX LLC	1,319.20	0.031093200	41.02
LEASE MAINTENANCE	AY TRUCKING INC	12.13	0.031093200	0.38
LEASE MAINTENANCE	AY TRUCKING INC	15.16	0.031093200	0.47
LEASE MAINTENANCE	AY TRUCKING INC	157.69	0.031093200	4.90
LEASE MAINTENANCE	MEWBOURNE OIL COMPANY	643.25	0.031093200	20.00
LEASE MAINTENANCE	MEWBOURNE OIL COMPANY	1,356.25	0.031093200	42.17
LEASE MAINTENANCE	MEWBOURNE OIL COMPANY	387.50	0.031093200	12.05
LEASE MAINTENANCE	MEWBOURNE OIL COMPANY	193.75	0.031093200	6.02
LEASE MAINTENANCE	MEWBOURNE OIL COMPANY	581.25	0.031093200	18.07
PUMPING	MEWBOURNE OIL COMPANY	875.00	0.031093200	27.21
PUMPING	MEWBOURNE OIL COMPANY	656.25	0.031093200	20.40
SALT WATER DISPOSAL	NGL WATER SOLUTIONS PERM	2,413.35	0.031093200	75.04
SALT WATER DISPOSAL	LIMESTONE BASIN PROPERTIES	205.64	0.031093200	6.39
OVERHEAD-FIXED RATE	MEWBOURNE OIL COMPANY	837.60	0.031100000	26.04
Total Lease Operating Expense Cost		0.00		-6.16

Lease Operating Expense

OVERHEAD-FIXED RATE	MEWBOURNE OIL COMPANY	-837.60	0.032200000	-27.01
CHEMICALS-PARAFFIN CONTROL	IMPERATIVE CHEMICAL PART	-464.50	0.032250710	-14.98
COMPANY SUPERVISION	MEWBOURNE OIL COMPANY	-1,250.00	0.032250710	-40.31
COMPANY SUPERVISION	MEWBOURNE OIL COMPANY	-1,250.00	0.032250710	-40.31

## MEWBOURNE OIL COMPANY

TOM M RAGSDALE  
400 N SAM HOUSTON PARKWAY EAST  
SUITE 601  
HOUSTON, TX 77060

INVOICE NO.: 202004-17708  
INVOICE DATE: 4-30-2020  
OWNER: 035904-1  
BILLING FOR: April 2020

REFERENCE/DESCRIPTION OF CHARGES		GROSS CHARGES	WORKING INTEREST	NET CHARGE
COMPANY SUPERVISION	MEWBOURNE OIL COMPANY	-312.50	0.032250710	-10.08
COMPANY SUPERVISION	MEWBOURNE OIL COMPANY	-412.50	0.032250710	-13.30
COMPRESSOR RENTAL/SERVICES	NATURAL GAS SERVICES GRO	-4,199.74	0.032250710	-135.44
COMPRESSOR RENTAL/SERVICES	R360 ENVIRONMENTAL SOLU	-372.20	0.032250710	-12.00
COMPRESSOR RENTAL/SERVICES	BASELINE ENERGY SERVICES	-57.47	0.032250710	-1.85
CONTRACT SUPERVISION	PACE OILFIELD SERVICES INC	-291.53	0.032250710	-9.40
CONTRACT SUPERVISION	PACE OILFIELD SERVICES INC	-291.53	0.032250710	-9.40
CONTRACT SUPERVISION	PACE OILFIELD SERVICES INC	-291.53	0.032250710	-9.40
CONTRACT SUPERVISION	PACE OILFIELD SERVICES INC	-187.29	0.032250710	-6.04
CONTRACT SUPERVISION	PACE OILFIELD SERVICES INC	-160.54	0.032250710	-5.18
CONTRACT SUPERVISION	PACE OILFIELD SERVICES INC	-291.53	0.032250710	-9.40
CONTRACT SUPERVISION	PACE OILFIELD SERVICES INC	-269.84	0.032250710	-8.70
CONTRACT SUPERVISION	PACE OILFIELD SERVICES INC	-235.48	0.032250710	-7.59
CONTRACT SUPERVISION	PACE OILFIELD SERVICES INC	-43.43	0.032250710	-1.40
CONTRACT SUPERVISION	PACE OILFIELD SERVICES INC	-38.49	0.032250710	-1.24
CONTRACT SUPERVISION	PACE OILFIELD SERVICES INC	-36.80	0.032250710	-1.19
CONTRACT SUPERVISION	PACE OILFIELD SERVICES INC	-348.61	0.032250710	-11.24
FUEL, POWER & ELECTRICAL	XCEL ENERGY	-528.88	0.032250710	-17.06
FUEL, POWER & ELECTRICAL	XCEL ENERGY	-402.78	0.032250710	-12.99
FUEL, POWER & ELECTRICAL	PILOT THOMAS LOGISTICS LL	-40.35	0.032250710	-1.30
FUEL, POWER & ELECTRICAL	PILOT THOMAS LOGISTICS LL	-37.40	0.032250710	-1.21
FUEL, POWER & ELECTRICAL	PILOT THOMAS LOGISTICS LL	-120.64	0.032250710	-3.89
FUEL, POWER & ELECTRICAL	PILOT THOMAS LOGISTICS LL	-36.46	0.032250710	-1.18
LEASE MAINTENANCE	BAKER HUGHES OILFIELD	-571.91	0.032250710	-18.45
LEASE MAINTENANCE	GARNER PUMP & SUPPLY INC	-414.86	0.032250710	-13.38
LEASE MAINTENANCE	AMERICAN MILLENNIUM COR	-25.70	0.032250710	-0.83
LEASE MAINTENANCE	7B ROUSTABOUT LLC	-1,105.00	0.032250710	-35.64
LEASE MAINTENANCE	7B ROUSTABOUT LLC	-195.00	0.032250710	-6.29
LEASE MAINTENANCE	K&S OILFIELD SUPPLIES LLC	-64.81	0.032250710	-2.09
LEASE MAINTENANCE	TURNCO ENTERPRISES LLC	-142.50	0.032250710	-4.60
LEASE MAINTENANCE	TURNCO ENTERPRISES LLC	-66.50	0.032250710	-2.14
LEASE MAINTENANCE	INGRAM PROFESSIONAL SERV	-413.24	0.032250710	-13.33
LEASE MAINTENANCE	TRINITY OILFIELD SERVICES &	-237.38	0.032250710	-7.66
LEASE MAINTENANCE	EP&S LLC	-6.10	0.032250710	-0.20
LEASE MAINTENANCE	EP&S LLC	-37.27	0.032250710	-1.20
LEASE MAINTENANCE	MEWBOURNE OIL COMPANY	-255.75	0.032250710	-8.25
LEASE MAINTENANCE	MEWBOURNE OIL COMPANY	-255.75	0.032250710	-8.25
LEASE MAINTENANCE	MEWBOURNE OIL COMPANY	-193.75	0.032250710	-6.25
MISCELLANEOUS EQUIPMENT RENTAL	MEWBOURNE OIL COMPANY	-243.60	0.032250710	-7.86
MISCELLANEOUS EQUIPMENT RENTAL	TRINITY OILFIELD SERVICES &	-242.96	0.032250710	-7.84
MISCELLANEOUS EQUIPMENT RENTAL	TRINITY OILFIELD SERVICES &	-64.93	0.032250710	-2.09
PUMPING	MEWBOURNE OIL COMPANY	-875.00	0.032250710	-28.22



## MEWBOURNE OIL COMPANY

TOM M RAGSDALE  
400 N SAM HOUSTON PARKWAY EAST  
SUITE 601  
HOUSTON, TX 77060

INVOICE NO.: 202004-17708  
INVOICE DATE: 4-30-2020  
OWNER: 035904-1  
BILLING FOR: April 2020

REFERENCE/DESCRIPTION OF CHARGES		GROSS CHARGES	WORKING INTEREST	NET CHARGE
PUMPING	MEWBOURNE OIL COMPANY	-656.25	0.032250710	-21.16
SALT WATER DISPOSAL	OWL SWD OPERATING LLC	-3,124.23	0.032250710	-100.76
SALT WATER DISPOSAL	OWL SWD OPERATING LLC	-2,378.31	0.032250710	-76.70
SALT WATER DISPOSAL	NGL WATER SOLUTIONS PERM	-1,526.78	0.032250710	-49.24
SALT WATER DISPOSAL	LIMESTONE BASIN PROPERTIE	-156.55	0.032250710	-5.05
SITE RESTORATION & EXCAVATION	R360 ENVIRONMENTAL SOLUT	-54.60	0.032250710	-1.76
SITE RESTORATION & EXCAVATION	HALL ENVIRONMENTAL ANAI	-19.83	0.032250710	-0.64
TREATING,DEHYDRATION,METERING	PRO-KEM INC	-294.94	0.032250710	-9.51
CHEMICALS-PARAFFIN CONTROL	IMPERATIVE CHEMICAL PART	464.50	0.031093200	14.44
COMPANY SUPERVISION	MEWBOURNE OIL COMPANY	1,250.00	0.031093200	38.86
COMPANY SUPERVISION	MEWBOURNE OIL COMPANY	1,250.00	0.031093200	38.86
COMPANY SUPERVISION	MEWBOURNE OIL COMPANY	312.50	0.031093200	9.72
COMPANY SUPERVISION	MEWBOURNE OIL COMPANY	412.50	0.031093200	12.82
COMPRESSOR RENTAL/SERVICES	NATURAL GAS SERVICES GRO	4,199.74	0.031093200	130.58
COMPRESSOR RENTAL/SERVICES	R360 ENVIRONMENTAL SOLUT	372.20	0.031093200	11.57
COMPRESSOR RENTAL/SERVICES	BASELINE ENERGY SERVICES	57.47	0.031093200	1.78
CONTRACT SUPERVISION	PACE OILFIELD SERVICES INC	291.53	0.031093200	9.06
CONTRACT SUPERVISION	PACE OILFIELD SERVICES INC	291.53	0.031093200	9.06
CONTRACT SUPERVISION	PACE OILFIELD SERVICES INC	291.53	0.031093200	9.06
CONTRACT SUPERVISION	PACE OILFIELD SERVICES INC	187.29	0.031093200	5.82
CONTRACT SUPERVISION	PACE OILFIELD SERVICES INC	160.54	0.031093200	4.99
CONTRACT SUPERVISION	PACE OILFIELD SERVICES INC	291.53	0.031093200	9.06
CONTRACT SUPERVISION	PACE OILFIELD SERVICES INC	269.84	0.031093200	8.39
CONTRACT SUPERVISION	PACE OILFIELD SERVICES INC	235.48	0.031093200	7.32
CONTRACT SUPERVISION	PACE OILFIELD SERVICES INC	43.43	0.031093200	1.35
CONTRACT SUPERVISION	PACE OILFIELD SERVICES INC	38.49	0.031093200	1.20
CONTRACT SUPERVISION	PACE OILFIELD SERVICES INC	36.80	0.031093200	1.15
CONTRACT SUPERVISION	PACE OILFIELD SERVICES INC	348.61	0.031093200	10.84
FUEL, POWER & ELECTRICAL	XCEL ENERGY	528.88	0.031093200	16.45
FUEL, POWER & ELECTRICAL	XCEL ENERGY	402.78	0.031093200	12.52
FUEL, POWER & ELECTRICAL	PILOT THOMAS LOGISTICS LL	40.35	0.031093200	1.25
FUEL, POWER & ELECTRICAL	PILOT THOMAS LOGISTICS LL	37.40	0.031093200	1.17
FUEL, POWER & ELECTRICAL	PILOT THOMAS LOGISTICS LL	120.64	0.031093200	3.75
FUEL, POWER & ELECTRICAL	PILOT THOMAS LOGISTICS LL	36.46	0.031093200	1.14
LEASE MAINTENANCE	BAKER HUGHES OILFIELD	571.91	0.031093200	17.79
LEASE MAINTENANCE	GARNER PUMP & SUPPLY INC	414.86	0.031093200	12.90
LEASE MAINTENANCE	AMERICAN MILLENNIUM COR	25.70	0.031093200	0.80
LEASE MAINTENANCE	7B ROUSTABOUT LLC	1,105.00	0.031093200	34.36
LEASE MAINTENANCE	7B ROUSTABOUT LLC	195.00	0.031093200	6.06
LEASE MAINTENANCE	K&S OILFIELD SUPPLIES LLC	64.81	0.031093200	2.01
LEASE MAINTENANCE	TURNCO ENTERPRISES LLC	142.50	0.031093200	4.43
LEASE MAINTENANCE	TURNCO ENTERPRISES LLC	66.50	0.031093200	2.06

## MEWBOURNE OIL COMPANY

TOM M RAGSDALE  
400 N SAM HOUSTON PARKWAY EAST  
SUITE 601  
HOUSTON, TX 77060

INVOICE NO.: 202004-17708  
INVOICE DATE: 4-30-2020  
OWNER: 035904-1  
BILLING FOR: April 2020

REFERENCE/DESCRIPTION OF CHARGES	GROSS CHARGES	WORKING INTEREST	NET CHARGE
LEASE MAINTENANCE INGRAM PROFESSIONAL SERV	413.24	0.031093200	12.85
LEASE MAINTENANCE TRINITY OILFIELD SERVICES &	237.38	0.031093200	7.39
LEASE MAINTENANCE EP&S LLC	6.10	0.031093200	0.19
LEASE MAINTENANCE EP&S LLC	37.27	0.031093200	1.16
LEASE MAINTENANCE MEWBOURNE OIL COMPANY	255.75	0.031093200	7.95
LEASE MAINTENANCE MEWBOURNE OIL COMPANY	255.75	0.031093200	7.95
LEASE MAINTENANCE MEWBOURNE OIL COMPANY	193.75	0.031093200	6.03
MISCELLANEOUS EQUIPMENT RENTAL MEWBOURNE OIL COMPANY	243.60	0.031093200	7.58
MISCELLANEOUS EQUIPMENT RENTAL TRINITY OILFIELD SERVICES &	242.96	0.031093200	7.56
MISCELLANEOUS EQUIPMENT RENTAL TRINITY OILFIELD SERVICES &	64.93	0.031093200	2.01
PUMPING MEWBOURNE OIL COMPANY	875.00	0.031093200	27.21
PUMPING MEWBOURNE OIL COMPANY	656.25	0.031093200	20.40
SALT WATER DISPOSAL OWL SWD OPERATING LLC	3,124.23	0.031093200	97.14
SALT WATER DISPOSAL OWL SWD OPERATING LLC	2,378.31	0.031093200	73.95
SALT WATER DISPOSAL NGL WATER SOLUTIONS PERM	1,526.78	0.031093200	47.47
SALT WATER DISPOSAL LIMESTONE BASIN PROPERTIE	156.55	0.031093200	4.87
SITE RESTORATION & EXCAVATION R360 ENVIRONMENTAL SOLUT	54.60	0.031093200	1.70
SITE RESTORATION & EXCAVATION HALL ENVIRONMENTAL ANAI	19.83	0.031093200	0.62
TREATING,DEHYDRATION,METERING PRO-KEM INC	294.94	0.031093200	9.17
OVERHEAD-FIXED RATE MEWBOURNE OIL COMPANY	837.60	0.031100000	26.04
Total Lease Operating Expense Cost	0.00		-30.62

Lease Operating Expense

CHEMICALS-WATER TREATING IMPERATIVE CHEMICAL PART	261.69	0.031093200	8.14
COMPRESSOR MAINTENANCE G&A FABRICATION LLC	130.03	0.031093200	4.04
COMPRESSOR MAINTENANCE G&A FABRICATION LLC	137.83	0.031093200	4.29
COMPRESSOR MAINTENANCE G&A FABRICATION LLC	137.83	0.031093200	4.29
COMPRESSOR RENTAL/SERVICES GRAVITY OILFIELD SERVICES	45.99	0.031093200	1.43
COMPRESSOR RENTAL/SERVICES GRAVITY OILFIELD SERVICES	45.99	0.031093200	1.43
COMPRESSOR RENTAL/SERVICES GRAVITY OILFIELD SERVICES	494.35	0.031093200	15.37
COMPRESSOR RENTAL/SERVICES GRAVITY OILFIELD SERVICES	462.46	0.031093200	14.38
COMPRESSOR RENTAL/SERVICES GRAVITY OILFIELD SERVICES	43.02	0.031093200	1.34
COMPRESSOR RENTAL/SERVICES GRAVITY OILFIELD SERVICES	197.86	0.031093200	6.15
COMPRESSOR RENTAL/SERVICES GRAVITY OILFIELD SERVICES	45.99	0.031093200	1.43
CONTRACT SUPERVISION PACE OILFIELD SERVICES INC	116.57	0.031093200	3.62
CONTRACT SUPERVISION PACE OILFIELD SERVICES INC	423.87	0.031093200	13.18
CONTRACT SUPERVISION PACE OILFIELD SERVICES INC	423.87	0.031093200	13.18
CONTRACT SUPERVISION PACE OILFIELD SERVICES INC	41.21	0.031093200	1.28
CONTRACT SUPERVISION PACE OILFIELD SERVICES INC	423.87	0.031093200	13.18
CONTRACT SUPERVISION PACE OILFIELD SERVICES INC	423.87	0.031093200	13.18
CONTRACT SUPERVISION SUNDOWN ENVIRO LLC	1,012.00	0.031093200	31.47
CONTRACT SUPERVISION SUNDOWN ENVIRO LLC	47.34	0.031093200	1.47

## MEWBOURNE OIL COMPANY

TOM M RAGSDALE  
400 N SAM HOUSTON PARKWAY EAST  
SUITE 601  
HOUSTON, TX 77060

INVOICE NO.: 202004-17708  
INVOICE DATE: 4-30-2020  
OWNER: 035904-1  
BILLING FOR: April 2020

REFERENCE/DESCRIPTION OF CHARGES		GROSS CHARGES	WORKING INTEREST	NET CHARGE
LEASE MAINTENANCE	BAKER HUGHES OILFIELD	24.70	0.031093200	0.77
LEASE MAINTENANCE	BAKER HUGHES OILFIELD	39.13	0.031093200	1.22
LEASE MAINTENANCE	AMERICAN MILLENNIUM COR	26.01	0.031093200	0.81
LEASE MAINTENANCE	7B ROUSTABOUT LLC	660.00	0.031093200	20.52
LEASE MAINTENANCE	7B ROUSTABOUT LLC	660.00	0.031093200	20.52
LEASE MAINTENANCE	7B ROUSTABOUT LLC	825.00	0.031093200	25.65
LEASE MAINTENANCE	K&S OILFIELD SUPPLIES LLC	130.88	0.031093200	4.07
LEASE MAINTENANCE	K&S OILFIELD SUPPLIES LLC	2,688.26	0.031093200	83.59
LEASE MAINTENANCE	K&S OILFIELD SUPPLIES LLC	39.46	0.031093200	1.23
LEASE MAINTENANCE	G&A FABRICATION LLC	3,432.54	0.031093200	106.73
LEASE MAINTENANCE	TURNCO ENTERPRISES LLC	18.27	0.031093200	0.57
LEASE MAINTENANCE	TURNCO ENTERPRISES LLC	25.58	0.031093200	0.80
LEASE MAINTENANCE	TURNCO ENTERPRISES LLC	39.62	0.031093200	1.23
LEASE MAINTENANCE	TURNCO ENTERPRISES LLC	21.92	0.031093200	0.68
LEASE MAINTENANCE	TRINITY OILFIELD SERVICES &	1,192.15	0.031093200	37.07
LEASE MAINTENANCE	EP&S LLC	35.37	0.031093200	1.10
LEASE MAINTENANCE	EP&S LLC	141.63	0.031093200	4.40
LEASE MAINTENANCE	EP&S LLC	21.88	0.031093200	0.68
LEASE MAINTENANCE	EP&S LLC	8.39	0.031093200	0.26
LEASE MAINTENANCE	TRIPOINT OIL & GAS PRODUC	-83.48	0.031093200	-2.60
LEASE MAINTENANCE	MEWBOURNE OIL COMPANY	713.00	0.031093200	22.17
MISCELLANEOUS EQUIPMENT RENTAL	MEWBOURNE OIL COMPANY	260.40	0.031093200	8.10
MISCELLANEOUS EQUIPMENT RENTAL	D&H TRUCKING	161.84	0.031093200	5.03
OVERHEAD-FIXED RATE	MEWBOURNE OIL COMPANY	881.16	0.031093200	27.40
PROFESSIONAL SERVICES	PRICE ENERGY CONSULTING I	300.00	0.031093200	9.33
PUMPING	MEWBOURNE OIL COMPANY	875.00	0.031093200	27.21
PUMPING	MEWBOURNE OIL COMPANY	656.25	0.031093200	20.40
SALT WATER DISPOSAL	OWL SWD OPERATING LLC	7,627.14	0.031093200	237.15
SALT WATER DISPOSAL	LIMESTONE BASIN PROPERTIE	502.06	0.031093200	15.61
SITE RESTORATION & EXCAVATION	TRINITY OILFIELD SERVICES &	2,084.23	0.031093200	64.81
WELL/LEASE INSURANCE	LOCKTON COMPANIES LLC	673.50	0.031093200	20.94
Total Lease Operating Expense Cost		29,597.53		920.30

62776000-30 SUBTOTAL

29,597.53

725.78

PROPERTY 62776000 TOTAL

29,597.53

856.93

PROPERTY: 62906000 62906000-30 GAZELLE 22 B2MD FED COM 2H

Lease Operating Expense

CHEMICALS-WATER TREATING	IMPERATIVE CHEMICAL PART	264.66	0.195498190	51.74
COMPRESSOR MAINTENANCE	G&A FABRICATION LLC	179.46	0.195498190	35.08
COMPRESSOR MAINTENANCE	G&A FABRICATION LLC	178.84	0.195498190	34.96
COMPRESSOR MAINTENANCE	G&A FABRICATION LLC	164.82	0.195498190	32.22
COMPRESSOR MAINTENANCE	G&A FABRICATION LLC	69.24	0.195498190	13.54

## MEWBOURNE OIL COMPANY

TOM M RAGSDALE  
400 N SAM HOUSTON PARKWAY EAST  
SUITE 601  
HOUSTON, TX 77060

**INVOICE NO.:** 202004-17708  
**INVOICE DATE:** 4-30-2020  
**OWNER:** 035904-1  
**BILLING FOR:** April 2020

REFERENCE/DESCRIPTION OF CHARGES		GROSS CHARGES	WORKING INTEREST	NET CHARGE
COMPRESSOR MAINTENANCE	G&A FABRICATION LLC	187.26	0.195498190	36.61
COMPRESSOR RENTAL/SERVICES	GRAVITY OILFIELD SERVICES	24.96	0.195498190	4.87
COMPRESSOR RENTAL/SERVICES	GRAVITY OILFIELD SERVICES	24.96	0.195498190	4.87
COMPRESSOR RENTAL/SERVICES	GRAVITY OILFIELD SERVICES	268.36	0.195498190	52.46
COMPRESSOR RENTAL/SERVICES	GRAVITY OILFIELD SERVICES	251.05	0.195498190	49.08
COMPRESSOR RENTAL/SERVICES	GRAVITY OILFIELD SERVICES	23.35	0.195498190	4.57
COMPRESSOR RENTAL/SERVICES	GRAVITY OILFIELD SERVICES	107.41	0.195498190	20.99
COMPRESSOR RENTAL/SERVICES	GRAVITY OILFIELD SERVICES	24.96	0.195498190	4.87
LEASE MAINTENANCE	CUSTOM WELDING OF HOBBS	74.44	0.195498190	14.56
LEASE MAINTENANCE	CUSTOM WELDING OF HOBBS	225.31	0.195498190	44.05
LEASE MAINTENANCE	BAKER HUGHES OILFIELD	16.29	0.195498190	3.19
LEASE MAINTENANCE	BAKER HUGHES OILFIELD	25.81	0.195498190	5.05
LEASE MAINTENANCE	GARNER PUMP & SUPPLY INC	266.50	0.195498190	52.10
LEASE MAINTENANCE	AMERICAN MILLENNIUM COR	17.61	0.195498190	3.44
LEASE MAINTENANCE	THE GASCO MANUFACTURING	172.69	0.195498190	33.76
LEASE MAINTENANCE	JW OILFIELD HAULING INC	2,787.81	0.195498190	545.01
LEASE MAINTENANCE	KEYSTONE PUMP & SUPPLY LI	64.82	0.195498190	12.67
LEASE MAINTENANCE	KEYSTONE PUMP & SUPPLY LI	16.32	0.195498190	3.19
LEASE MAINTENANCE	K&S OILFIELD SUPPLIES LLC	125.57	0.195498190	24.55
LEASE MAINTENANCE	K&S OILFIELD SUPPLIES LLC	130.90	0.195498190	25.58
LEASE MAINTENANCE	TURNCO ENTERPRISES LLC	47.50	0.195498190	9.29
LEASE MAINTENANCE	TURNCO ENTERPRISES LLC	23.75	0.195498190	4.64
LEASE MAINTENANCE	TURNCO ENTERPRISES LLC	95.00	0.195498190	18.57
LEASE MAINTENANCE	TURNCO ENTERPRISES LLC	18.27	0.195498190	3.57
LEASE MAINTENANCE	TURNCO ENTERPRISES LLC	137.50	0.195498190	26.87
LEASE MAINTENANCE	TURNCO ENTERPRISES LLC	25.58	0.195498190	5.00
LEASE MAINTENANCE	TURNCO ENTERPRISES LLC	71.25	0.195498190	13.93
LEASE MAINTENANCE	TURNCO ENTERPRISES LLC	39.62	0.195498190	7.74
LEASE MAINTENANCE	TURNCO ENTERPRISES LLC	21.93	0.195498190	4.29
LEASE MAINTENANCE	TURNCO ENTERPRISES LLC	47.50	0.195498190	9.29
LEASE MAINTENANCE	TURNCO ENTERPRISES LLC	166.25	0.195498190	32.50
LEASE MAINTENANCE	INGRAM PROFESSIONAL SERV	2,066.85	0.195498190	404.06
LEASE MAINTENANCE	INGRAM PROFESSIONAL SERV	93.27	0.195498190	18.23
LEASE MAINTENANCE	INGRAM PROFESSIONAL SERV	108.78	0.195498190	21.27
LEASE MAINTENANCE	EP&S LLC	658.29	0.195498190	128.69
LEASE MAINTENANCE	EP&S LLC	35.37	0.195498190	6.91
LEASE MAINTENANCE	EP&S LLC	141.63	0.195498190	27.69
LEASE MAINTENANCE	EP&S LLC	21.88	0.195498190	4.28
LEASE MAINTENANCE	EP&S LLC	8.39	0.195498190	1.64
LEASE MAINTENANCE	MEWBOURNE OIL COMPANY	193.75	0.195498190	37.88
LEASE MAINTENANCE	MEWBOURNE OIL COMPANY	387.50	0.195498190	75.76
MISCELLANEOUS EQUIPMENT RENTAL	MEWBOURNE OIL COMPANY	260.40	0.195498190	50.91

## MEWBOURNE OIL COMPANY

TOM M RAGSDALE  
400 N SAM HOUSTON PARKWAY EAST  
SUITE 601  
HOUSTON, TX 77060

INVOICE NO.: 202004-17708  
INVOICE DATE: 4-30-2020  
OWNER: 035904-1  
BILLING FOR: April 2020

REFERENCE/DESCRIPTION OF CHARGES		GROSS CHARGES	WORKING INTEREST	NET CHARGE
OVERHEAD-FIXED RATE	MEWBOURNE OIL COMPANY	881.16	0.195498190	172.27
PROFESSIONAL SERVICES	JET LABORATORIES INC	1,118.86	0.195498190	218.74
PROFESSIONAL SERVICES	PRICE ENERGY CONSULTING I	75.00	0.195498190	14.66
PUMPING	MEWBOURNE OIL COMPANY	875.00	0.195498190	171.06
PUMPING	MEWBOURNE OIL COMPANY	656.25	0.195498190	128.30
SALT WATER DISPOSAL	OWL SWD OPERATING LLC	4,140.58	0.195498190	809.48
SALT WATER DISPOSAL	LIMESTONE BASIN PROPERTIE	272.57	0.195498190	53.28
SITE RESTORATION & EXCAVATION	TRINITY OILFIELD SERVICES &	1,105.83	0.195498190	216.19
WELL/LEASE INSURANCE	LOCKTON COMPANIES LLC	673.50	0.195498190	131.66
Total Lease Operating Expense Cost		20,162.41		3,941.66
<b>62906000-30 SUBTOTAL</b>		<b>20,162.41</b>	<b>3,941.66</b>	
<b>PROPERTY 62906000 TOTAL</b>		<b>20,162.41</b>	<b>3,941.66</b>	
<b>PROPERTY: 62907000 62907000-10 GAZELLE 22 B2NC FED COM 2H</b>				
<u>Intangible Well Cost</u>				
CASING, TUBING, SNUBBING SERV	BUTCH'S RAT HOLE & ANCHOI	16,672.54	0.001524840	25.42
COMPANY SUPERVISION	MEWBOURNE OIL COMPANY	775.00	0.001524840	1.18
EQUIPMENT RENTAL	LA ENTERPRISE SERVICES INC	672.80	0.001524840	1.03
EQUIPMENT RENTAL	OIL PATCH GROUP INC	3,597.55	0.001524840	5.49
INSPECTION & REPAIR SERVICES	SMITH INTERNATIONAL INC	21,582.65	0.001524840	32.91
LOCATION RESTORATION	SUNDANCE SERVICES INC	751.19	0.001524840	1.15
LOCATION RESTORATION	DUKE OILFIELD SERVICES LLC	538.05	0.001524840	0.82
LOCATION RESTORATION	R360 ENVIRONMENTAL SOLUT	131.88	0.001524840	0.20
LOCATION RESTORATION	AY TRUCKING INC	788.44	0.001524840	1.20
LOCATION RESTORATION	AY TRUCKING INC	512.48	0.001524840	0.78
RIG MOBILIZATION	SYNERGY CLEANING SOLUTIC	3,414.00	0.001524840	5.21
TRANSPORTATION	DIVINE ENERGY SERVICES LL	3,657.79	0.001524840	5.58
Total Intangible Well Cost Cost		53,094.37		80.97
<u>Tangible Well Cost</u>				
CASING (10.1" - 19.0")	SOONER PIPE LLC	-3,517.54	0.001524840	-5.36
Total Tangible Well Cost Cost		-3,517.54		-5.36
<u>Intangible Well Cost</u>				
COMPANY SUPERVISION	MEWBOURNE OIL COMPANY	787.50	0.001524840	1.20
EQUIPMENT RENTAL	OIL PATCH GROUP INC	11,117.51	0.001524840	16.95
INSPECTION & REPAIR SERVICES	SMITH INTERNATIONAL INC	26,509.40	0.001524840	40.42
LOCATION RESTORATION	R360 ENVIRONMENTAL SOLUT	6,047.26	0.001524840	9.22
LOCATION RESTORATION	R360 ENVIRONMENTAL SOLUT	3,731.54	0.001524840	5.69
LOCATION RESTORATION	R360 ENVIRONMENTAL SOLUT	2,939.23	0.001524840	4.48
Total Intangible Well Cost Cost		51,132.44		77.96
<u>Tangible Well Cost</u>				
CASING (6.1" - 8.0")	SOONER PIPE LLC	-1,469.16	0.001524840	-2.24



## MEWBOURNE OIL COMPANY

TOM M RAGSDALE  
400 N SAM HOUSTON PARKWAY EAST  
SUITE 601  
HOUSTON, TX 77060

INVOICE NO.: 202004-17708  
INVOICE DATE: 4-30-2020  
OWNER: 035904-1  
BILLING FOR: April 2020

REFERENCE/DESCRIPTION OF CHARGES		GROSS CHARGES	WORKING INTEREST	NET CHARGE
CASING (8.1" - 10.0")	SOONER PIPE LLC	-5,982.74	0.001524840	-9.12
Total Tangible Well Cost Cost		-7,451.90		-11.36
<b>62907000-10 SUBTOTAL</b>		<b>93,257.37</b>	<b>142.21</b>	
<b>PROPERTY: 62907000 62907000-20 GAZELLE 22 B2NC FED COM 2H</b>				
<u>Intangible Well Cost</u>				
CASING, TUBING, SNUBING SERV	L & E SERVICES LLC	335.10	0.001524840	0.51
CASING, TUBING, SNUBING SERV	PETROSTAR SERVICES LLC	8,889.22	0.001524840	13.55
COMPANY SUPERVISION	MEWBOURNE OIL COMPANY	1,150.00	0.001524840	1.75
COMPANY SUPERVISION	MEWBOURNE OIL COMPANY	575.00	0.001524840	0.88
COMPANY SUPERVISION	MEWBOURNE OIL COMPANY	625.00	0.001524840	0.95
CONTRACT SUPERVISION	SDS PETROLEUM CONSULTAN	5,538.75	0.001524840	8.45
CONTRACT SUPERVISION	SDS PETROLEUM CONSULTAN	3,587.00	0.001524840	5.47
HORIZONTAL DRILLOUT SERVICES	SDS PETROLEUM CONSULTAN	3,587.00	0.001524840	5.47
LOCATION RESTORATION	SUNDANCE SERVICES INC	292.43	0.001524840	0.45
LOCATION, ROADS, PITS	HOBBS ANCHOR INC	1,292.38	0.001524840	1.97
LOCATION, ROADS, PITS	TRINITY OILFIELD SERVICES &	799.19	0.001524840	1.22
LOCATION, ROADS, PITS	TRINITY OILFIELD SERVICES &	1,780.34	0.001524840	2.71
LOCATION, ROADS, PITS	TRINITY OILFIELD SERVICES &	1,630.00	0.001524840	2.49
LOCATION, ROADS, PITS	TRINITY OILFIELD SERVICES &	1,410.54	0.001524840	2.15
LOGGING, WIRELINE & CORING	REPEAT PRECISION LLC	7,569.00	0.001524840	11.54
LOGGING, WIRELINE & CORING	XTREME CRANE & RIGGING LI	5,050.00	0.001524840	7.70
LOGGING, WIRELINE & CORING	XTREME CRANE & RIGGING LI	12,625.00	0.001524840	19.25
MISC. AIR & PUMPING SERVICES	AY TRUCKING INC	551.92	0.001524840	0.84
OVERHEAD FIXED RATE	MEWBOURNE OIL COMPANY	3,350.40	0.001524840	5.11
OVERHEAD FIXED RATE	MEWBOURNE OIL COMPANY	10,031.82	0.001524840	15.30
STIMULATION	HALLIBURTON ENERGY SERV	919,995.25	0.001524840	1,402.85
STIMULATION	PETROSTAR SERVICES LLC	46,073.63	0.001524840	70.25
STIMULATION RENTALS & OTHER	GUNS UP SERVICES	2,897.44	0.001524840	4.42
STIMULATION RENTALS & OTHER	GUNS UP SERVICES	1,062.40	0.001524840	1.62
STIMULATION RENTALS & OTHER	GUNS UP SERVICES	482.91	0.001524840	0.74
STIMULATION RENTALS & OTHER	GUNS UP SERVICES	482.91	0.001524840	0.74
STIMULATION RENTALS & OTHER	GUNS UP SERVICES	4,755.02	0.001524840	7.25
STIMULATION RENTALS & OTHER	OIL STATES ENERGY SERVICE	38,869.37	0.001524840	59.27
STIMULATION RENTALS & OTHER	NEW WAVE ENERGY SERVICE	53,365.47	0.001524840	81.37
TRANSPORTATION	GREEN'S PIPE SERVICE INC	1,000.00	0.001524840	1.52
WATER AND OTHER	GUNS UP SERVICES	2,645.26	0.001524840	4.03
WATER AND OTHER	GUNS UP SERVICES	1,062.40	0.001524840	1.62
WATER AND OTHER	AY TRUCKING INC	1,396.32	0.001524840	2.13
WATER AND OTHER	ACCELERATED WATER RESOL	179,447.48	0.001524840	273.63
WELDING & CONSTRUCTION	MEWBOURNE OIL COMPANY	775.00	0.001524840	1.18
WELDING & CONSTRUCTION	MEWBOURNE OIL COMPANY	775.00	0.001524840	1.18

## MEWBOURNE OIL COMPANY

TOM M RAGSDALE  
400 N SAM HOUSTON PARKWAY EAST  
SUITE 601  
HOUSTON, TX 77060

INVOICE NO.: 202004-17708  
INVOICE DATE: 4-30-2020  
OWNER: 035904-1  
BILLING FOR: April 2020

REFERENCE/DESCRIPTION OF CHARGES	GROSS CHARGES	WORKING INTEREST	NET CHARGE
Total Intangible Well Cost Cost	1,325,755.95		2,021.56
<u>Tangible Well Cost</u>			
CASING (4.1" - 6.0") SOONER PIPE LLC	2,852.21	0.001524840	4.35
CASING (4.1" - 6.0") SOONER PIPE LLC	-4,669.93	0.001524840	-7.12
TUBING HEAD & UPPER SECTION CAMERON INTERNATIONAL	15,641.26	0.001524840	23.85
TUBING HEAD & UPPER SECTION CAMERON INTERNATIONAL	1,324.58	0.001524840	2.02
TUBING HEAD & UPPER SECTION DIVINE WIRELINE SOLUTIONS	5,067.08	0.001524840	7.73
TUBING HEAD & UPPER SECTION DIVINE WIRELINE SOLUTIONS	5,067.08	0.001524840	7.73
Total Tangible Well Cost Cost	25,282.28		38.56
<u>Equipment Beyond Wellhead</u>			
CATHODIC PROTECTION TANKLOGIX LLC	13,362.58	0.001524840	20.38
MISC. VALVES & FITTINGS GREEN'S PIPE SERVICE INC	20,708.75	0.001524840	31.58
MISC. VALVES & FITTINGS K&S OILFIELD SUPPLIES LLC	8,261.88	0.001524840	12.60
MISC. VALVES & FITTINGS K&S OILFIELD SUPPLIES LLC	1,808.98	0.001524840	2.76
MISC. VALVES & FITTINGS K&S OILFIELD SUPPLIES LLC	13,935.59	0.001524840	21.25
SEPARATION EQUIPMENT HERO FLARE LLC	22,431.50	0.001524840	34.20
Total Equipment Beyond Wellhead Cost	80,509.28		122.77
<u>Intangible Well Cost</u>			
COMPANY SUPERVISION MEWBOURNE OIL COMPANY	587.50	0.001524840	0.90
COMPANY SUPERVISION MEWBOURNE OIL COMPANY	4,700.00	0.001524840	7.17
COMPANY SUPERVISION MEWBOURNE OIL COMPANY	2,350.00	0.001524840	3.58
COMPANY SUPERVISION MEWBOURNE OIL COMPANY	1,250.00	0.001524840	1.91
COMPANY SUPERVISION MEWBOURNE OIL COMPANY	4,406.25	0.001524840	6.72
COMPANY SUPERVISION MEWBOURNE OIL COMPANY	1,175.00	0.001524840	1.79
COMPANY SUPERVISION MEWBOURNE OIL COMPANY	1,762.50	0.001524840	2.69
COMPANY SUPERVISION MEWBOURNE OIL COMPANY	625.00	0.001524840	0.95
CONTRACT SUPERVISION SDS PETROLEUM CONSULTAN	3,178.75	0.001524840	4.85
CONTRACT SUPERVISION SDS PETROLEUM CONSULTAN	6,357.50	0.001524840	9.69
FUEL ATLAS OIL COMPANY	147,668.17	0.001524840	225.17
HORIZONTAL DRILLOUT SERVICES GUNS UP SERVICES	772.66	0.001524840	1.18
HORIZONTAL DRILLOUT SERVICES GUNS UP SERVICES	193.17	0.001524840	0.29
HORIZONTAL DRILLOUT SERVICES LESLIE CRAIG	819.98	0.001524840	1.25
HORIZONTAL DRILLOUT SERVICES TRINITY OILFIELD SERVICES &	1,922.75	0.001524840	2.93
HORIZONTAL DRILLOUT SERVICES TRINITY OILFIELD SERVICES &	274.30	0.001524840	0.42
HORIZONTAL DRILLOUT SERVICES KLX ENERGY SERVICES LLC	55,155.40	0.001524840	84.10
LOCATION RESTORATION SUNDANCE SERVICES INC	241.46	0.001524840	0.37
LOCATION RESTORATION SUNDANCE SERVICES INC	300.48	0.001524840	0.46
LOCATION RESTORATION SUNDANCE SERVICES INC	367.55	0.001524840	0.56
LOCATION RESTORATION DUKE OILFIELD SERVICES LLC	2,305.18	0.001524840	3.52
LOCATION RESTORATION GUNS UP SERVICES	627.79	0.001524840	0.96
LOCATION RESTORATION GUNS UP SERVICES	1,727.74	0.001524840	2.63

## MEWBOURNE OIL COMPANY

Page 41

TOM M RAGSDALE  
400 N SAM HOUSTON PARKWAY EAST  
SUITE 601  
HOUSTON, TX 77060

INVOICE NO.: 202004-17708  
INVOICE DATE: 4-30-2020  
OWNER: 035904-1  
BILLING FOR: April 2020

REFERENCE/DESCRIPTION OF CHARGES		GROSS CHARGES	WORKING INTEREST	NET CHARGE
LOCATION, ROADS, PITS	A-1 SIGN ENGRAVERS INC	310.81	0.001524840	0.47
LOCATION, ROADS, PITS	GARNER PUMP & SUPPLY INC	573.80	0.001524840	0.88
LOGGING, WIRELINE & CORING	RWLS LLC DBA RENEGADE SE	130,311.25	0.001524840	198.70
OVERHEAD FIXED RATE	MEWBOURNE OIL COMPANY	4,323.10	0.001524840	6.59
STIMULATION RENTALS & OTHER	GUNS UP SERVICES	7,507.58	0.001524840	11.45
STIMULATION RENTALS & OTHER	WHITE TRASH TRAILERS LLC	2,603.01	0.001524840	3.97
STIMULATION RENTALS & OTHER	LESLIE CRAIG	625.50	0.001524840	0.95
STIMULATION RENTALS & OTHER	LESLIE CRAIG	4,352.19	0.001524840	6.64
STIMULATION RENTALS & OTHER	TRINITY OILFIELD SERVICES &	3,376.00	0.001524840	5.15
STIMULATION RENTALS & OTHER	PETROSTAR SERVICES LLC	5,217.43	0.001524840	7.96
WELDING & CONSTRUCTION	MEWBOURNE OIL COMPANY	387.50	0.001524840	0.59
Total Intangible Well Cost Cost		398,357.30		607.44
<u>Equipment Beyond Wellhead</u>				
LINE PIPE-GAS GATHERING	GREEN'S PIPE SERVICE INC	2,830.80	0.001524840	4.32
PIPE LINE CONSTRUCTION	TURNCO ENTERPRISES LLC	552.50	0.001524840	0.84
PRODUCTION EQUIP INSTALLATION	TURNCO ENTERPRISES LLC	760.00	0.001524840	1.16
PRODUCTION EQUIP INSTALLATION	TURNCO ENTERPRISES LLC	595.00	0.001524840	0.91
PRODUCTION EQUIP INSTALLATION	TRINITY OILFIELD SERVICES &	960.05	0.001524840	1.46
PRODUCTION EQUIP INSTALLATION	TRINITY OILFIELD SERVICES &	501.13	0.001524840	0.76
PRODUCTION EQUIP INSTALLATION	TRINITY OILFIELD SERVICES &	2,057.25	0.001524840	3.14
SURFACE PUMPS & PRIME MOVERS	G&A FABRICATION LLC	21,275.28	0.001524840	32.44
Total Equipment Beyond Wellhead Cost		29,532.01		45.03
<u>Intangible Well Cost</u>				
COMPANY SUPERVISION	MEWBOURNE OIL COMPANY	587.50	0.001524840	0.90
HORIZONTAL DRILLOUT SERVICES	THRU TUBING SOLUTIONS INC	18,154.90	0.001524840	27.68
HORIZONTAL DRILLOUT SERVICES	GUNS UP SERVICES	1,209.70	0.001524840	1.84
HORIZONTAL DRILLOUT SERVICES	GUNS UP SERVICES	1,935.41	0.001524840	2.95
HORIZONTAL DRILLOUT SERVICES	GUNS UP SERVICES	3,258.36	0.001524840	4.97
HORIZONTAL DRILLOUT SERVICES	WHITE TRASH TRAILERS LLC	280.54	0.001524840	0.43
HORIZONTAL DRILLOUT SERVICES	LESLIE CRAIG	1,708.29	0.001524840	2.60
HORIZONTAL DRILLOUT SERVICES	DIVINE WIRELINE SOLUTIONS	4,071.16	0.001524840	6.21
LOCATION RESTORATION	SUNDANCE SERVICES INC	622.41	0.001524840	0.95
LOCATION RESTORATION	SUNDANCE SERVICES INC	555.34	0.001524840	0.85
LOGGING, WIRELINE & CORING	HALLIBURTON ENERGY SERV.	27,852.00	0.001524840	42.47
MISC. AIR & PUMPING SERVICES	GUNS UP SERVICES	1,502.39	0.001524840	2.29
STIMULATION RENTALS & OTHER	TANMAR RENTALS LLC	5,529.40	0.001524840	8.43
WATER AND OTHER	HARMAC ENERGY SERVICES I	1,461.29	0.001524840	2.23
Total Intangible Well Cost Cost		68,728.69		104.80
<u>Tangible Well Cost</u>				
TUBING HEAD & UPPER SECTION	K&S OILFIELD SUPPLIES LLC	3,408.44	0.001524840	5.20
Total Tangible Well Cost Cost		3,408.44		5.20

## MEWBOURNE OIL COMPANY

TOM M RAGSDALE  
400 N SAM HOUSTON PARKWAY EAST  
SUITE 601  
HOUSTON, TX 77060

INVOICE NO.: 202004-17708  
INVOICE DATE: 4-30-2020  
OWNER: 035904-1  
BILLING FOR: April 2020

REFERENCE/DESCRIPTION OF CHARGES		GROSS CHARGES	WORKING INTEREST	NET CHARGE
<u>Equipment Beyond Wellhead</u>				
ELECTRICAL INSTALLATIONS	INGRAM PROFESSIONAL SERV	19,731.48	0.001524840	30.09
PIPE LINE CONSTRUCTION	RRC SURVEYING LLC	1,035.22	0.001524840	1.58
PIPE LINE CONSTRUCTION	TRINITY OILFIELD SERVICES &	28,810.08	0.001524840	43.93
Total Equipment Beyond Wellhead Cost		49,576.78		75.60
<u>Intangible Well Cost</u>				
COMPANY SUPERVISION	MEWBOURNE OIL COMPANY	600.00	0.001524840	0.91
COMPLETION / WORKOVER RIG	ARIES WELL SERVICE INC	10,173.89	0.001524840	15.51
CONTRACT SUPERVISION	ERVIN WELL SITE CONSULTA	1,707.25	0.001524840	2.60
CONTRACT SUPERVISION	ERVIN WELL SITE CONSULTA	3,127.50	0.001524840	4.77
EQUIPMENT RENTAL	D & L METERS AND INSTRUM	2,586.63	0.001524840	3.94
EQUIPMENT RENTAL	L & R WELL SERVICE INC	1,489.24	0.001524840	2.27
HORIZONTAL DRILLOUT SERVICES	GARNER PUMP & SUPPLY INC	751.60	0.001524840	1.14
HORIZONTAL DRILLOUT SERVICES	PRESTIGE EQUIPMENT RENTA	3,573.87	0.001524840	5.45
HORIZONTAL DRILLOUT SERVICES	MORAN EQUIPMENT LLC	15,172.50	0.001524840	23.14
HORIZONTAL DRILLOUT SERVICES	MORAN EQUIPMENT LLC	973.21	0.001524840	1.48
HORIZONTAL DRILLOUT SERVICES	DELAWARE ENERGY LLC	2,335.14	0.001524840	3.56
MISC. AIR & PUMPING SERVICES	STONE OILFIELD SERVICE INC	1,925.14	0.001524840	2.94
MISC. AIR & PUMPING SERVICES	STONE OILFIELD SERVICE INC	3,112.93	0.001524840	4.75
MISC. AIR & PUMPING SERVICES	STONE OILFIELD SERVICE INC	5,257.93	0.001524840	8.02
MISC. AIR & PUMPING SERVICES	STONE OILFIELD SERVICE INC	900.90	0.001524840	1.37
MISC. AIR & PUMPING SERVICES	QATAR LLC	141.29	0.001524840	0.22
OVERHEAD FIXED RATE	MEWBOURNE OIL COMPANY	4,788.54	0.001524840	7.30
STIMULATION RENTALS & OTHER	PRESTIGE EQUIPMENT RENTA	5,360.84	0.001524840	8.17
STIMULATION RENTALS & OTHER	MORAN EQUIPMENT LLC	3,034.51	0.001524840	4.63
TESTING	MORAN EQUIPMENT LLC	12,137.97	0.001524840	18.51
TESTING	MORAN EQUIPMENT LLC	973.24	0.001524840	1.48
TRANSPORTATION	L & R WELL SERVICE INC	858.26	0.001524840	1.31
TRANSPORTATION	L & R WELL SERVICE INC	423.83	0.001524840	0.65
TRANSPORTATION	DIVINE WIRELINE SOLUTIONS	486.00	0.001524840	0.74
Total Intangible Well Cost Cost		81,892.21		124.86
<u>Tangible Well Cost</u>				
ARTIFICIAL LIFT SYSTEMS	FLOWCO PRODUCTION SOLUT	10,618.58	0.001524840	16.19
PACKER, PUMP, SUBSURFACE EQUIP	HUDSON PACKER COMPANY I	6,736.88	0.001524840	10.27
TUBING (2" - 4")	SABINE PIPE INC	45,051.10	0.001524840	68.70
TUBING HEAD & UPPER SECTION	DIVINE WIRELINE SOLUTIONS	1,495.38	0.001524840	2.28
Total Tangible Well Cost Cost		63,901.94		97.44
<u>Equipment Beyond Wellhead</u>				
MISC. VALVES & FITTINGS	GARNER PUMP & SUPPLY INC	1,205.87	0.001524840	1.84
Total Equipment Beyond Wellhead Cost		1,205.87		1.84

## MEWBOURNE OIL COMPANY

TOM M RAGSDALE  
400 N SAM HOUSTON PARKWAY EAST  
SUITE 601  
HOUSTON, TX 77060

**INVOICE NO.:** 202004-17708  
**INVOICE DATE:** 4-30-2020  
**OWNER:** 035904-1  
**BILLING FOR:** April 2020

REFERENCE/DESCRIPTION OF CHARGES		GROSS CHARGES	WORKING INTEREST	NET CHARGE
<u>Intangible Well Cost</u>				
WATER AND OTHER	ACCELERATED WATER RESOL	111,107.96	0.001524840	169.42
Total Intangible Well Cost Cost		111,107.96		169.42
<u>Tangible Well Cost</u>				
TUBING HEAD & UPPER SECTION	DIVINE WIRELINE SOLUTIONS	6,852.15	0.001524840	10.45
Total Tangible Well Cost Cost		6,852.15		10.45
<b>62907000-20 SUBTOTAL</b>		<b>2,246,110.86</b>	<b>3,424.97</b>	
<b>PROPERTY: 62907000 62907000-30 GAZELLE 22 B2NC FED COM 2H</b>				
<u>Lease Operating Expense</u>				
OVERHEAD-FIXED RATE	MEWBOURNE OIL COMPANY	837.60	0.001500000	1.28
COMPRESSOR RENTAL/SERVICES	TFH LTD CO	41.19	0.001524840	0.06
COMPRESSOR RENTAL/SERVICES	TFH LTD CO	214.36	0.001524840	0.33
COMPRESSOR RENTAL/SERVICES	GRAVITY OILFIELD SERVICES	252.21	0.001524840	0.38
COMPRESSOR RENTAL/SERVICES	GRAVITY OILFIELD SERVICES	259.60	0.001524840	0.40
LEASE MAINTENANCE	INGRAM PROFESSIONAL SERV	78.59	0.001524840	0.12
LEASE MAINTENANCE	TRINITY OILFIELD SERVICES &	369.25	0.001524840	0.56
LEASE MAINTENANCE	NOVA TRUCKING LLC	103.13	0.001524840	0.16
LEASE MAINTENANCE	IMPERATIVE ACID SERVICES I	772.08	0.001524840	1.18
LEASE MAINTENANCE	LEGACY SAFETY AND CONSUM	49.18	0.001524840	0.07
LEASE MAINTENANCE	LEGACY SAFETY AND CONSUM	56.24	0.001524840	0.09
PRIME MOVER MAINTENANCE	HR COMPRESSION & SERVICE	620.44	0.001524840	0.95
PUMPING	MEWBOURNE OIL COMPANY	825.00	0.001524840	1.26
PUMPING	MEWBOURNE OIL COMPANY	618.75	0.001524840	0.94
SALT WATER DISPOSAL	GUNS UP SERVICES	858.50	0.001524840	1.31
SALT WATER DISPOSAL	AY TRUCKING INC	236.54	0.001524840	0.36
SALT WATER DISPOSAL	AY TRUCKING INC	844.31	0.001524840	1.29
Total Lease Operating Expense Cost		7,036.97		10.74
<u>Lease Operating Expense</u>				
OVERHEAD-FIXED RATE	MEWBOURNE OIL COMPANY	837.60	0.001500000	1.28
CHEMICALS-WATER TREATING	IMPERATIVE CHEMICAL PART	189.44	0.001524840	0.29
CHEMICALS-WATER TREATING	IMPERATIVE CHEMICAL PART	178.57	0.001524840	0.27
COMPANY SUPERVISION	MEWBOURNE OIL COMPANY	1,175.00	0.001524840	1.79
COMPANY SUPERVISION	MEWBOURNE OIL COMPANY	4,112.50	0.001524840	6.27
COMPANY SUPERVISION	MEWBOURNE OIL COMPANY	1,175.00	0.001524840	1.79
COMPRESSOR MAINTENANCE	G&A FABRICATION LLC	2,701.07	0.001524840	4.12
COMPRESSOR MAINTENANCE	G&A FABRICATION LLC	584.80	0.001524840	0.89
COMPRESSOR MAINTENANCE	G&A FABRICATION LLC	109.97	0.001524840	0.17
COMPRESSOR MAINTENANCE	G&A FABRICATION LLC	108.62	0.001524840	0.17
COMPRESSOR MAINTENANCE	G&A FABRICATION LLC	107.83	0.001524840	0.16
COMPRESSOR RENTAL/SERVICES	GRAVITY OILFIELD SERVICES	23.46	0.001524840	0.04



## MEWBOURNE OIL COMPANY

Page 44

TOM M RAGSDALE  
400 N SAM HOUSTON PARKWAY EAST  
SUITE 601  
HOUSTON, TX 77060

**INVOICE NO.:** 202004-17708  
**INVOICE DATE:** 4-30-2020  
**OWNER:** 035904-1  
**BILLING FOR:** April 2020

REFERENCE/DESCRIPTION OF CHARGES		GROSS CHARGES	WORKING INTEREST	NET CHARGE
COMPRESSOR RENTAL/SERVICES	GRAVITY OILFIELD SERVICES	22.69	0.001524840	0.03
COMPRESSOR RENTAL/SERVICES	GRAVITY OILFIELD SERVICES	90.66	0.001524840	0.14
COMPRESSOR RENTAL/SERVICES	GRAVITY OILFIELD SERVICES	974.57	0.001524840	1.49
FUEL, POWER & ELECTRICAL	PILOT THOMAS LOGISTICS LLC	305.91	0.001524840	0.47
FUEL, POWER & ELECTRICAL	PILOT THOMAS LOGISTICS LLC	155.91	0.001524840	0.24
FUEL, POWER & ELECTRICAL	PILOT THOMAS LOGISTICS LLC	67.53	0.001524840	0.10
FUEL, POWER & ELECTRICAL	PILOT THOMAS LOGISTICS LLC	136.18	0.001524840	0.21
LEASE MAINTENANCE	SUNDANCE SERVICES INC	146.22	0.001524840	0.22
LEASE MAINTENANCE	AMERICAN MILLENNIUM CORP	14.43	0.001524840	0.02
LEASE MAINTENANCE	TURNCO ENTERPRISES LLC	280.19	0.001524840	0.43
LEASE MAINTENANCE	TURNCO ENTERPRISES LLC	331.14	0.001524840	0.50
LEASE MAINTENANCE	TURNCO ENTERPRISES LLC	101.89	0.001524840	0.16
LEASE MAINTENANCE	TURNCO ENTERPRISES LLC	71.25	0.001524840	0.11
LEASE MAINTENANCE	TURNCO ENTERPRISES LLC	71.25	0.001524840	0.11
LEASE MAINTENANCE	TURNCO ENTERPRISES LLC	142.50	0.001524840	0.22
LEASE MAINTENANCE	TURNCO ENTERPRISES LLC	142.50	0.001524840	0.22
LEASE MAINTENANCE	TURNCO ENTERPRISES LLC	213.75	0.001524840	0.33
LEASE MAINTENANCE	TURNCO ENTERPRISES LLC	1,140.00	0.001524840	1.74
LEASE MAINTENANCE	TURNCO ENTERPRISES LLC	285.00	0.001524840	0.43
LEASE MAINTENANCE	TURNCO ENTERPRISES LLC	213.75	0.001524840	0.33
LEASE MAINTENANCE	TURNCO ENTERPRISES LLC	95.00	0.001524840	0.14
LEASE MAINTENANCE	INGRAM PROFESSIONAL SERVICES	17.15	0.001524840	0.03
LEASE MAINTENANCE	INGRAM PROFESSIONAL SERVICES	18.48	0.001524840	0.03
LEASE MAINTENANCE	B & B WELDING INC	186.77	0.001524840	0.28
LEASE MAINTENANCE	TRINITY OILFIELD SERVICES & LOGISTICS	754.33	0.001524840	1.15
LEASE MAINTENANCE	EP&S LLC	213.21	0.001524840	0.33
LEASE MAINTENANCE	EP&S LLC	124.83	0.001524840	0.19
LEASE MAINTENANCE	TANKLOGIX LLC	134.65	0.001524840	0.21
LEASE MAINTENANCE	TANKLOGIX LLC	157.06	0.001524840	0.24
LEASE MAINTENANCE	TANKLOGIX LLC	443.98	0.001524840	0.68
LEASE MAINTENANCE	AY TRUCKING INC	348.23	0.001524840	0.53
LEASE MAINTENANCE	AY TRUCKING INC	78.85	0.001524840	0.12
LEASE MAINTENANCE	AY TRUCKING INC	16.89	0.001524840	0.03
LEASE MAINTENANCE	AY TRUCKING INC	212.48	0.001524840	0.32
LEASE MAINTENANCE	AY TRUCKING INC	328.38	0.001524840	0.50
LEASE MAINTENANCE	LEGACY SAFETY AND CONSULTING	26.34	0.001524840	0.04
LEASE MAINTENANCE	MEWBOURNE OIL COMPANY	1,418.25	0.001524840	2.16
LEASE MAINTENANCE	MEWBOURNE OIL COMPANY	1,550.00	0.001524840	2.36
PRIME MOVER MAINTENANCE	HR COMPRESSION & SERVICES	177.24	0.001524840	0.27
PRIME MOVER MAINTENANCE	HR COMPRESSION & SERVICES	140.02	0.001524840	0.21
PUMPING	MEWBOURNE OIL COMPANY	825.00	0.001524840	1.26
PUMPING	MEWBOURNE OIL COMPANY	618.75	0.001524840	0.94

## MEWBOURNE OIL COMPANY

TOM M RAGSDALE  
400 N SAM HOUSTON PARKWAY EAST  
SUITE 601  
HOUSTON, TX 77060

INVOICE NO.: 202004-17708  
INVOICE DATE: 4-30-2020  
OWNER: 035904-1  
BILLING FOR: April 2020

REFERENCE/DESCRIPTION OF CHARGES	GROSS CHARGES	WORKING INTEREST	NET CHARGE
SALT WATER DISPOSAL GUNS UP SERVICES	579.49	0.001524840	0.88
SALT WATER DISPOSAL GUNS UP SERVICES	686.80	0.001524840	1.05
SALT WATER DISPOSAL SARGE TRUCKING SERVICES I	5,705.25	0.001524840	8.70
SALT WATER DISPOSAL OWL SWD OPERATING LLC	915.51	0.001524840	1.40
SALT WATER DISPOSAL OWL SWD OPERATING LLC	32.70	0.001524840	0.05
SALT WATER DISPOSAL OWL SWD OPERATING LLC	321.45	0.001524840	0.49
SALT WATER DISPOSAL OWL SWD OPERATING LLC	14,124.76	0.001524840	21.54
SALT WATER DISPOSAL NGL WATER SOLUTIONS PERM	197.82	0.001524840	0.30
SALT WATER DISPOSAL NGL WATER SOLUTIONS PERM	334.97	0.001524840	0.51
SALT WATER DISPOSAL NGL WATER SOLUTIONS PERM	453.65	0.001524840	0.69
SALT WATER DISPOSAL NGL WATER SOLUTIONS PERM	693.67	0.001524840	1.06
SALT WATER DISPOSAL NGL WATER SOLUTIONS PERM	13,162.59	0.001524840	20.07
SALT WATER DISPOSAL NOVA TRUCKING LLC	5,949.55	0.001524840	9.07
SALT WATER DISPOSAL NOVA TRUCKING LLC	7,178.63	0.001524840	10.95
SALT WATER DISPOSAL AY TRUCKING INC	3,184.73	0.001524840	4.86
SALT WATER DISPOSAL AY TRUCKING INC	2,624.03	0.001524840	4.00
SALT WATER DISPOSAL AY TRUCKING INC	251.11	0.001524840	0.38
SALT WATER DISPOSAL DELAWARE ENERGY LLC	58.29	0.001524840	0.09
SALT WATER DISPOSAL DELAWARE ENERGY LLC	174.87	0.001524840	0.27
SALT WATER DISPOSAL LIMESTONE BASIN PROPERTIE	929.76	0.001524840	1.42
TREATING,DEHYDRATION,METERING PRO-KEM INC	221.21	0.001524840	0.34
Total Lease Operating Expense Cost	81,877.91		124.88

Lease Operating Expense

OVERHEAD-FIXED RATE MEWBOURNE OIL COMPANY	837.60	0.001500000	1.28
CHEMICALS-OIL TREATING T&J VALVE	133.36	0.001524840	0.20
COMPANY SUPERVISION MEWBOURNE OIL COMPANY	2,937.50	0.001524840	4.48
COMPANY SUPERVISION MEWBOURNE OIL COMPANY	387.75	0.001524840	0.59
COMPANY SUPERVISION MEWBOURNE OIL COMPANY	587.50	0.001524840	0.90
COMPRESSOR MAINTENANCE G&A FABRICATION LLC	134.33	0.001524840	0.20
COMPRESSOR MAINTENANCE G&A FABRICATION LLC	65.87	0.001524840	0.10
COMPRESSOR MAINTENANCE G&A FABRICATION LLC	65.87	0.001524840	0.10
COMPRESSOR RENTAL/SERVICES BASELINE ENERGY SERVICES	46.14	0.001524840	0.07
FUEL, POWER & ELECTRICAL PILOT THOMAS LOGISTICS LL	151.65	0.001524840	0.23
FUEL, POWER & ELECTRICAL PILOT THOMAS LOGISTICS LL	71.87	0.001524840	0.11
LEASE MAINTENANCE T&J VALVE	810.53	0.001524840	1.24
LEASE MAINTENANCE SUNDANCE SERVICES INC	7.46	0.001524840	0.01
LEASE MAINTENANCE AMERICAN MILLENNIUM COR	17.48	0.001524840	0.03
LEASE MAINTENANCE THE GASCO MANUFACTURING	182.84	0.001524840	0.28
LEASE MAINTENANCE K&S OILFIELD SUPPLIES LLC	167.68	0.001524840	0.26
LEASE MAINTENANCE K&S OILFIELD SUPPLIES LLC	434.01	0.001524840	0.66
LEASE MAINTENANCE K&S OILFIELD SUPPLIES LLC	482.59	0.001524840	0.74

## MEWBOURNE OIL COMPANY

TOM M RAGSDALE  
400 N SAM HOUSTON PARKWAY EAST  
SUITE 601  
HOUSTON, TX 77060

INVOICE NO.: 202004-17708  
INVOICE DATE: 4-30-2020  
OWNER: 035904-1  
BILLING FOR: April 2020

REFERENCE/DESCRIPTION OF CHARGES	GROSS CHARGES	WORKING INTEREST	NET CHARGE
LEASE MAINTENANCE G&A FABRICATION LLC	2,244.97	0.001524840	3.42
LEASE MAINTENANCE TURNCO ENTERPRISES LLC	63.75	0.001524840	0.10
LEASE MAINTENANCE TURNCO ENTERPRISES LLC	261.25	0.001524840	0.40
LEASE MAINTENANCE INGRAM PROFESSIONAL SERV	1,315.20	0.001524840	2.01
LEASE MAINTENANCE INGRAM PROFESSIONAL SERV	577.31	0.001524840	0.88
LEASE MAINTENANCE IMPERATIVE CHEMICAL PART	210.00	0.001524840	0.32
LEASE MAINTENANCE EP&S LLC	135.56	0.001524840	0.21
LEASE MAINTENANCE TANKLOGIX LLC	4,793.79	0.001524840	7.31
LEASE MAINTENANCE TANKLOGIX LLC	474.28	0.001524840	0.72
LEASE MAINTENANCE MEWBOURNE OIL COMPANY	750.00	0.001524840	1.14
LEASE MAINTENANCE MEWBOURNE OIL COMPANY	502.50	0.001524840	0.77
PROFESSIONAL SERVICES PRICE ENERGY CONSULTING I	125.00	0.001524840	0.19
PUMPING MEWBOURNE OIL COMPANY	800.00	0.001524840	1.22
PUMPING MEWBOURNE OIL COMPANY	600.00	0.001524840	0.91
SALT WATER DISPOSAL NGL WATER SOLUTIONS PERM	108.80	0.001524840	0.17
SALT WATER DISPOSAL NOVA TRUCKING LLC	1,750.65	0.001524840	2.67
SALT WATER DISPOSAL LIMESTONE BASIN PROPERTIE	925.02	0.001524840	1.41
SALT WATER DISPOSAL RAZ OIL AND GAS	312.02	0.001524840	0.48
SALT WATER DISPOSAL RAZ OIL AND GAS	44.58	0.001524840	0.07
SALT WATER DISPOSAL RAZ OIL AND GAS	222.87	0.001524840	0.34
Total Lease Operating Expense Cost	23,739.58		36.22

Lease Operating Expense

OVERHEAD-FIXED RATE MEWBOURNE OIL COMPANY	837.60	0.001500000	1.28
CHEMICALS-OIL TREATING EP&S LLC	44.52	0.001524840	0.07
CHEMICALS-WATER TREATING IMPERATIVE CHEMICAL PART	213.23	0.001524840	0.33
CHEMICALS-WATER TREATING IMPERATIVE CHEMICAL PART	61.83	0.001524840	0.09
CHEMICALS-WATER TREATING IMPERATIVE CHEMICAL PART	247.27	0.001524840	0.38
CHEMICALS-WATER TREATING IMPERATIVE CHEMICAL PART	200.73	0.001524840	0.31
CHEMICALS-WATER TREATING IMPERATIVE CHEMICAL PART	120.14	0.001524840	0.18
COMPANY SUPERVISION MEWBOURNE OIL COMPANY	1,200.00	0.001524840	1.83
COMPANY SUPERVISION MEWBOURNE OIL COMPANY	300.00	0.001524840	0.46
COMPRESSOR MAINTENANCE G&A FABRICATION LLC	136.80	0.001524840	0.21
COMPRESSOR MAINTENANCE G&A FABRICATION LLC	69.49	0.001524840	0.11
COMPRESSOR MAINTENANCE G&A FABRICATION LLC	76.00	0.001524840	0.12
COMPRESSOR MAINTENANCE G&A FABRICATION LLC	130.57	0.001524840	0.20
COMPRESSOR MAINTENANCE G&A FABRICATION LLC	111.05	0.001524840	0.17
COMPRESSOR MAINTENANCE G&A FABRICATION LLC	81.84	0.001524840	0.12
COMPRESSOR MAINTENANCE G&A FABRICATION LLC	155.28	0.001524840	0.24
COMPRESSOR MAINTENANCE G&A FABRICATION LLC	70.54	0.001524840	0.11
COMPRESSOR MAINTENANCE G&A FABRICATION LLC	77.05	0.001524840	0.12
COMPRESSOR RENTAL/SERVICES GUNS UP SERVICES	120.73	0.001524840	0.18

## MEWBOURNE OIL COMPANY

TOM M RAGSDALE  
400 N SAM HOUSTON PARKWAY EAST  
SUITE 601  
HOUSTON, TX 77060

**INVOICE NO.:** 202004-17708  
**INVOICE DATE:** 4-30-2020  
**OWNER:** 035904-1  
**BILLING FOR:** April 2020

REFERENCE/DESCRIPTION OF CHARGES		GROSS CHARGES	WORKING INTEREST	NET CHARGE
COMPRESSOR RENTAL/SERVICES	GUNS UP SERVICES	150.78	0.001524840	0.23
COMPRESSOR RENTAL/SERVICES	BASELINE ENERGY SERVICES	133.43	0.001524840	0.20
COMPRESSOR RENTAL/SERVICES	GRAVITY OILFIELD SERVICES	59.13	0.001524840	0.09
COMPRESSOR RENTAL/SERVICES	GRAVITY OILFIELD SERVICES	635.59	0.001524840	0.97
COMPRESSOR RENTAL/SERVICES	GRAVITY OILFIELD SERVICES	656.77	0.001524840	1.00
CONTRACT SUPERVISION	SUNDOWN ENVIRO LLC	46,885.00	0.001524840	71.49
FUEL, POWER & ELECTRICAL	PILOT THOMAS LOGISTICS LLC	151.58	0.001524840	0.23
FUEL, POWER & ELECTRICAL	PILOT THOMAS LOGISTICS LLC	62.73	0.001524840	0.10
FUEL, POWER & ELECTRICAL	PILOT THOMAS LOGISTICS LLC	147.18	0.001524840	0.22
FUEL, POWER & ELECTRICAL	PILOT THOMAS LOGISTICS LLC	46.62	0.001524840	0.07
FUEL, POWER & ELECTRICAL	PILOT THOMAS LOGISTICS LLC	38.74	0.001524840	0.06
FUEL, POWER & ELECTRICAL	PILOT THOMAS LOGISTICS LLC	51.49	0.001524840	0.08
FUEL, POWER & ELECTRICAL	PILOT THOMAS LOGISTICS LLC	48.87	0.001524840	0.07
FUEL, POWER & ELECTRICAL	PILOT THOMAS LOGISTICS LLC	122.50	0.001524840	0.19
FUEL, POWER & ELECTRICAL	PILOT THOMAS LOGISTICS LLC	91.77	0.001524840	0.14
FUEL, POWER & ELECTRICAL	PILOT THOMAS LOGISTICS LLC	66.05	0.001524840	0.10
FUEL, POWER & ELECTRICAL	PILOT THOMAS LOGISTICS LLC	97.68	0.001524840	0.15
FUEL, POWER & ELECTRICAL	PILOT THOMAS LOGISTICS LLC	77.55	0.001524840	0.12
LEASE MAINTENANCE	SUNDANCE SERVICES INC	42.93	0.001524840	0.07
LEASE MAINTENANCE	GARNER PUMP & SUPPLY INC	552.37	0.001524840	0.84
LEASE MAINTENANCE	GARNER PUMP & SUPPLY INC	301.17	0.001524840	0.46
LEASE MAINTENANCE	AMERICAN MILLENNIUM CORP	18.33	0.001524840	0.03
LEASE MAINTENANCE	K&S OILFIELD SUPPLIES LLC	378.78	0.001524840	0.58
LEASE MAINTENANCE	K&S OILFIELD SUPPLIES LLC	40.01	0.001524840	0.06
LEASE MAINTENANCE	K&S OILFIELD SUPPLIES LLC	322.61	0.001524840	0.49
LEASE MAINTENANCE	K&S OILFIELD SUPPLIES LLC	491.30	0.001524840	0.75
LEASE MAINTENANCE	TURNCO ENTERPRISES LLC	356.25	0.001524840	0.54
LEASE MAINTENANCE	TURNCO ENTERPRISES LLC	190.00	0.001524840	0.29
LEASE MAINTENANCE	TURNCO ENTERPRISES LLC	127.50	0.001524840	0.19
LEASE MAINTENANCE	TURNCO ENTERPRISES LLC	95.00	0.001524840	0.14
LEASE MAINTENANCE	TURNCO ENTERPRISES LLC	142.50	0.001524840	0.22
LEASE MAINTENANCE	INGRAM PROFESSIONAL SERVICES	224.35	0.001524840	0.34
LEASE MAINTENANCE	TRINITY OILFIELD SERVICES & SUPPLIES	1,366.77	0.001524840	2.08
LEASE MAINTENANCE	TRINITY OILFIELD SERVICES & SUPPLIES	-1,366.77	0.001524840	-2.08
LEASE MAINTENANCE	TRINITY OILFIELD SERVICES & SUPPLIES	1,366.77	0.001524840	2.08
LEASE MAINTENANCE	EP&S LLC	158.88	0.001524840	0.24
LEASE MAINTENANCE	EP&S LLC	2,362.47	0.001524840	3.60
LEASE MAINTENANCE	EP&S LLC	140.16	0.001524840	0.21
LEASE MAINTENANCE	EP&S LLC	265.41	0.001524840	0.40
LEASE MAINTENANCE	AY TRUCKING INC	147.84	0.001524840	0.23
LEASE MAINTENANCE	AY TRUCKING INC	118.27	0.001524840	0.18
MISCELLANEOUS EQUIPMENT RENTAL	MEWBOURNE OIL COMPANY	260.40	0.001524840	0.40

## MEWBOURNE OIL COMPANY

TOM M RAGSDALE  
400 N SAM HOUSTON PARKWAY EAST  
SUITE 601  
HOUSTON, TX 77060

INVOICE NO.: 202004-17708  
INVOICE DATE: 4-30-2020  
OWNER: 035904-1  
BILLING FOR: April 2020

REFERENCE/DESCRIPTION OF CHARGES		GROSS CHARGES	WORKING INTEREST	NET CHARGE
PRIME MOVER MAINTENANCE	HR COMPRESSION & SERVICES	324.80	0.001524840	0.50
PUMPING	MEWBOURNE OIL COMPANY	850.00	0.001524840	1.30
PUMPING	MEWBOURNE OIL COMPANY	637.50	0.001524840	0.97
SALT WATER DISPOSAL	OWL SWD OPERATING LLC	14,052.60	0.001524840	21.43
SALT WATER DISPOSAL	OWL SWD OPERATING LLC	6,321.39	0.001524840	9.64
SALT WATER DISPOSAL	NGL WATER SOLUTIONS PERM	9,492.20	0.001524840	14.47
SALT WATER DISPOSAL	NGL WATER SOLUTIONS PERM	7,208.73	0.001524840	10.99
SALT WATER DISPOSAL	QATAR LLC	403.67	0.001524840	0.62
SALT WATER DISPOSAL	QATAR LLC	3,148.64	0.001524840	4.80
SALT WATER DISPOSAL	QATAR LLC	605.51	0.001524840	0.92
SALT WATER DISPOSAL	AY TRUCKING INC	1,015.12	0.001524840	1.55
SALT WATER DISPOSAL	DELAWARE ENERGY LLC	56.06	0.001524840	0.09
SALT WATER DISPOSAL	LIMESTONE BASIN PROPERTIE	416.08	0.001524840	0.63
TREATING,DEHYDRATION,METERING	JET LABORATORIES INC	39.52	0.001524840	0.06
WELL SERVICE & REPAIR	SWABCO INC	2,353.71	0.001524840	3.59
Total Lease Operating Expense Cost		108,806.96		165.92

Lease Operating Expense

OVERHEAD-FIXED RATE	MEWBOURNE OIL COMPANY	837.60	0.001500000	1.28
CHEMICALS-WATER TREATING	IMPERATIVE CHEMICAL PART	89.21	0.001524840	0.14
CHEMICALS-WATER TREATING	IMPERATIVE CHEMICAL PART	202.36	0.001524840	0.31
COMPANY SUPERVISION	MEWBOURNE OIL COMPANY	2,500.00	0.001524840	3.81
COMPANY SUPERVISION	MEWBOURNE OIL COMPANY	1,250.00	0.001524840	1.91
COMPANY SUPERVISION	MEWBOURNE OIL COMPANY	1,250.00	0.001524840	1.91
COMPANY SUPERVISION	MEWBOURNE OIL COMPANY	312.50	0.001524840	0.48
COMPANY SUPERVISION	MEWBOURNE OIL COMPANY	625.00	0.001524840	0.95
COMPRESSOR MAINTENANCE	G&A FABRICATION LLC	202.05	0.001524840	0.31
COMPRESSOR MAINTENANCE	G&A FABRICATION LLC	615.46	0.001524840	0.94
COMPRESSOR MAINTENANCE	G&A FABRICATION LLC	176.52	0.001524840	0.27
FUEL, POWER & ELECTRICAL	PILOT THOMAS LOGISTICS LLC	124.80	0.001524840	0.19
FUEL, POWER & ELECTRICAL	PILOT THOMAS LOGISTICS LLC	83.65	0.001524840	0.13
LEASE MAINTENANCE	SUNDANCE SERVICES INC	489.62	0.001524840	0.75
LEASE MAINTENANCE	K&S OILFIELD SUPPLIES LLC	308.63	0.001524840	0.47
LEASE MAINTENANCE	MPS ENTERPRISES INC	26.71	0.001524840	0.04
LEASE MAINTENANCE	GUNS UP SERVICES	112.68	0.001524840	0.17
LEASE MAINTENANCE	TURNCO ENTERPRISES LLC	190.00	0.001524840	0.29
LEASE MAINTENANCE	TURNCO ENTERPRISES LLC	285.00	0.001524840	0.43
LEASE MAINTENANCE	TURNCO ENTERPRISES LLC	142.50	0.001524840	0.22
LEASE MAINTENANCE	TURNCO ENTERPRISES LLC	213.75	0.001524840	0.33
LEASE MAINTENANCE	TURNCO ENTERPRISES LLC	213.75	0.001524840	0.33
LEASE MAINTENANCE	TURNCO ENTERPRISES LLC	237.50	0.001524840	0.36
LEASE MAINTENANCE	TURNCO ENTERPRISES LLC	217.83	0.001524840	0.33



## MEWBOURNE OIL COMPANY

TOM M RAGSDALE  
400 N SAM HOUSTON PARKWAY EAST  
SUITE 601  
HOUSTON, TX 77060

**INVOICE NO.:** 202004-17708  
**INVOICE DATE:** 4-30-2020  
**OWNER:** 035904-1  
**BILLING FOR:** April 2020

REFERENCE/DESCRIPTION OF CHARGES		GROSS CHARGES	WORKING INTEREST	NET CHARGE
LEASE MAINTENANCE	TURNCO ENTERPRISES LLC	118.75	0.001524840	0.18
LEASE MAINTENANCE	TURNCO ENTERPRISES LLC	106.25	0.001524840	0.16
LEASE MAINTENANCE	CRAIN HOT OIL SERVICE LLC	1,177.56	0.001524840	1.80
LEASE MAINTENANCE	EP&S LLC	106.73	0.001524840	0.16
LEASE MAINTENANCE	EP&S LLC	292.12	0.001524840	0.45
LEASE MAINTENANCE	EP&S LLC	112.38	0.001524840	0.17
LEASE MAINTENANCE	TANKLOGIX LLC	359.50	0.001524840	0.55
LEASE MAINTENANCE	TANKLOGIX LLC	192.15	0.001524840	0.29
LEASE MAINTENANCE	TANKLOGIX LLC	659.60	0.001524840	1.01
LEASE MAINTENANCE	AY TRUCKING INC	78.85	0.001524840	0.12
LEASE MAINTENANCE	AY TRUCKING INC	216.82	0.001524840	0.33
LEASE MAINTENANCE	AY TRUCKING INC	177.40	0.001524840	0.27
LEASE MAINTENANCE	AY TRUCKING INC	98.56	0.001524840	0.15
LEASE MAINTENANCE	AY TRUCKING INC	137.98	0.001524840	0.21
LEASE MAINTENANCE	LEGACY SAFETY AND CONSUM	701.59	0.001524840	1.07
LEASE MAINTENANCE	LEGACY SAFETY AND CONSUM	171.47	0.001524840	0.26
LEASE MAINTENANCE	MEWBOURNE OIL COMPANY	775.00	0.001524840	1.18
LEASE MAINTENANCE	MEWBOURNE OIL COMPANY	1,092.75	0.001524840	1.67
LEASE MAINTENANCE	MEWBOURNE OIL COMPANY	968.75	0.001524840	1.48
LEASE MAINTENANCE	MEWBOURNE OIL COMPANY	193.75	0.001524840	0.30
MISCELLANEOUS EQUIPMENT RENTAL	MEWBOURNE OIL COMPANY	260.40	0.001524840	0.40
PRIME MOVER MAINTENANCE	HR COMPRESSION & SERVICE	609.06	0.001524840	0.93
PROFESSIONAL SERVICES	PRICE ENERGY CONSULTING I	75.00	0.001524840	0.11
PUMPING	MEWBOURNE OIL COMPANY	875.00	0.001524840	1.33
PUMPING	MEWBOURNE OIL COMPANY	656.25	0.001524840	1.00
SALT WATER DISPOSAL	OWL SWD OPERATING LLC	290.59	0.001524840	0.44
SALT WATER DISPOSAL	OWL SWD OPERATING LLC	192.87	0.001524840	0.29
SALT WATER DISPOSAL	OWL SWD OPERATING LLC	12.86	0.001524840	0.02
SALT WATER DISPOSAL	OWL SWD OPERATING LLC	20.57	0.001524840	0.03
SALT WATER DISPOSAL	NGL WATER SOLUTIONS PERM	5,417.74	0.001524840	8.26
SALT WATER DISPOSAL	AY TRUCKING INC	248.85	0.001524840	0.38
SALT WATER DISPOSAL	AY TRUCKING INC	3,276.65	0.001524840	5.00
SALT WATER DISPOSAL	LIMESTONE BASIN PROPERTIE	460.37	0.001524840	0.70
Total Lease Operating Expense Cost		30,841.29		47.05

Lease Operating Expense

CHEMICALS-WATER TREATING	IMPERATIVE CHEMICAL PART	264.66	0.001524840	0.40
COMPRESSOR MAINTENANCE	G&A FABRICATION LLC	179.43	0.001524840	0.27
COMPRESSOR MAINTENANCE	G&A FABRICATION LLC	178.82	0.001524840	0.27
COMPRESSOR MAINTENANCE	G&A FABRICATION LLC	164.79	0.001524840	0.25
COMPRESSOR MAINTENANCE	G&A FABRICATION LLC	69.20	0.001524840	0.11
COMPRESSOR MAINTENANCE	G&A FABRICATION LLC	187.22	0.001524840	0.29

## MEWBOURNE OIL COMPANY

TOM M RAGSDALE  
400 N SAM HOUSTON PARKWAY EAST  
SUITE 601  
HOUSTON, TX 77060

INVOICE NO.: 202004-17708  
INVOICE DATE: 4-30-2020  
OWNER: 035904-1  
BILLING FOR: April 2020

REFERENCE/DESCRIPTION OF CHARGES		GROSS CHARGES	WORKING INTEREST	NET CHARGE
COMPRESSOR RENTAL/SERVICES	GRAVITY OILFIELD SERVICES	62.40	0.001524840	0.10
COMPRESSOR RENTAL/SERVICES	GRAVITY OILFIELD SERVICES	62.40	0.001524840	0.10
COMPRESSOR RENTAL/SERVICES	GRAVITY OILFIELD SERVICES	670.89	0.001524840	1.02
COMPRESSOR RENTAL/SERVICES	GRAVITY OILFIELD SERVICES	627.61	0.001524840	0.96
COMPRESSOR RENTAL/SERVICES	GRAVITY OILFIELD SERVICES	58.39	0.001524840	0.09
COMPRESSOR RENTAL/SERVICES	GRAVITY OILFIELD SERVICES	268.52	0.001524840	0.41
COMPRESSOR RENTAL/SERVICES	GRAVITY OILFIELD SERVICES	62.40	0.001524840	0.10
LEASE MAINTENANCE	CUSTOM WELDING OF HOBBS	74.47	0.001524840	0.11
LEASE MAINTENANCE	CUSTOM WELDING OF HOBBS	225.31	0.001524840	0.34
LEASE MAINTENANCE	BAKER HUGHES OILFIELD	57.29	0.001524840	0.09
LEASE MAINTENANCE	BAKER HUGHES OILFIELD	90.76	0.001524840	0.14
LEASE MAINTENANCE	GARNER PUMP & SUPPLY INC	266.50	0.001524840	0.41
LEASE MAINTENANCE	AMERICAN MILLENNIUM COR	17.62	0.001524840	0.03
LEASE MAINTENANCE	THE GASCO MANUFACTURING	172.70	0.001524840	0.26
LEASE MAINTENANCE	KEYSTONE PUMP & SUPPLY LI	64.83	0.001524840	0.10
LEASE MAINTENANCE	K&S OILFIELD SUPPLIES LLC	125.61	0.001524840	0.19
LEASE MAINTENANCE	TURNCO ENTERPRISES LLC	47.50	0.001524840	0.07
LEASE MAINTENANCE	TURNCO ENTERPRISES LLC	23.75	0.001524840	0.04
LEASE MAINTENANCE	TURNCO ENTERPRISES LLC	95.00	0.001524840	0.14
LEASE MAINTENANCE	TURNCO ENTERPRISES LLC	137.50	0.001524840	0.21
LEASE MAINTENANCE	TURNCO ENTERPRISES LLC	71.25	0.001524840	0.11
LEASE MAINTENANCE	TURNCO ENTERPRISES LLC	47.50	0.001524840	0.07
LEASE MAINTENANCE	TURNCO ENTERPRISES LLC	166.25	0.001524840	0.25
LEASE MAINTENANCE	INGRAM PROFESSIONAL SERV	2,066.81	0.001524840	3.15
LEASE MAINTENANCE	INGRAM PROFESSIONAL SERV	93.24	0.001524840	0.14
LEASE MAINTENANCE	INGRAM PROFESSIONAL SERV	108.79	0.001524840	0.17
LEASE MAINTENANCE	EP&S LLC	658.30	0.001524840	1.00
LEASE MAINTENANCE	WILDCAT PUMP & ENGINE REI	1,122.15	0.001524840	1.71
LEASE MAINTENANCE	MEWBOURNE OIL COMPANY	775.00	0.001524840	1.18
LEASE MAINTENANCE	MEWBOURNE OIL COMPANY	193.75	0.001524840	0.30
LEASE MAINTENANCE	MEWBOURNE OIL COMPANY	387.50	0.001524840	0.59
LEASE MAINTENANCE	MEWBOURNE OIL COMPANY	193.75	0.001524840	0.30
MISCELLANEOUS EQUIPMENT RENTAL	MEWBOURNE OIL COMPANY	260.40	0.001524840	0.40
OVERHEAD-FIXED RATE	MEWBOURNE OIL COMPANY	881.16	0.001524840	1.34
PROFESSIONAL SERVICES	PRICE ENERGY CONSULTING I	75.00	0.001524840	0.11
PUMPING	MEWBOURNE OIL COMPANY	875.00	0.001524840	1.33
PUMPING	MEWBOURNE OIL COMPANY	656.25	0.001524840	1.00
SALT WATER DISPOSAL	OWL SWD OPERATING LLC	10,436.14	0.001524840	15.91
SALT WATER DISPOSAL	LIMESTONE BASIN PROPERTIE	686.94	0.001524840	1.05
SITE RESTORATION & EXCAVATION	TRINITY OILFIELD SERVICES &	4,678.64	0.001524840	7.13
Total Lease Operating Expense Cost		28,689.39		43.74

## MEWBOURNE OIL COMPANY

TOM M RAGSDALE  
400 N SAM HOUSTON PARKWAY EAST  
SUITE 601  
HOUSTON, TX 77060

INVOICE NO.: 202004-17708  
INVOICE DATE: 4-30-2020  
OWNER: 035904-1  
BILLING FOR: April 2020

REFERENCE/DESCRIPTION OF CHARGES			GROSS CHARGES	WORKING INTEREST	NET CHARGE
<b>62907000-30 SUBTOTAL</b>			<b>280,992.10</b>	<b>428.55</b>	
<b>PROPERTY 62907000 TOTAL</b>			<b>2,620,360.33</b>	<b>3,995.73</b>	
<b>PROPERTY: 62915000</b>	<b>62915000-10</b>	<b>CREEDENCE 21/16 W0ED ST COM 2H</b>			
<u>Intangible Well Cost</u>					
EQUIPMENT RENTAL		OIL PATCH GROUP INC	3,051.60	0.006363620	19.42
EQUIPMENT RENTAL		OIL PATCH GROUP INC	3,804.30	0.006363620	24.21
Total Intangible Well Cost Cost			6,855.90		43.63
<b>62915000-10 SUBTOTAL</b>			<b>6,855.90</b>	<b>43.63</b>	
<b>PROPERTY: 62915000</b>	<b>62915000-20</b>	<b>CREEDENCE 21/16 W0ED ST COM 2H</b>			
<u>Intangible Well Cost</u>					
COMPANY SUPERVISION		MEWBOURNE OIL COMPANY	650.00	0.006363620	4.14
OVERHEAD FIXED RATE		MEWBOURNE OIL COMPANY	2,873.10	0.006363620	18.28
Total Intangible Well Cost Cost			3,523.10		22.42
<b>62915000-20 SUBTOTAL</b>			<b>3,523.10</b>	<b>22.42</b>	
<b>PROPERTY: 62915000</b>	<b>62915000-30</b>	<b>CREEDENCE 21/16 W0ED ST COM 2H</b>			
<u>Lease Operating Expense</u>					
COMPANY SUPERVISION		MEWBOURNE OIL COMPANY	625.00	0.006363620	3.98
COMPANY SUPERVISION		MEWBOURNE OIL COMPANY	625.00	0.006363620	3.98
COMPANY SUPERVISION		MEWBOURNE OIL COMPANY	625.00	0.006363620	3.98
COMPRESSOR MAINTENANCE		KEYSTONE PUMP & SUPPLY LI	444.74	0.006363620	2.83
COMPRESSOR MAINTENANCE		G&A FABRICATION LLC	343.31	0.006363620	2.18
COMPRESSOR MAINTENANCE		G&A FABRICATION LLC	167.34	0.006363620	1.06
COMPRESSOR MAINTENANCE		G&A FABRICATION LLC	139.58	0.006363620	0.89
COMPRESSOR MAINTENANCE		G&A FABRICATION LLC	90.52	0.006363620	0.58
COMPRESSOR MAINTENANCE		G&A FABRICATION LLC	95.78	0.006363620	0.61
COMPRESSOR MAINTENANCE		G&A FABRICATION LLC	525.89	0.006363620	3.35
COMPRESSOR MAINTENANCE		G&A FABRICATION LLC	45.40	0.006363620	0.29
COMPRESSOR RENTAL/SERVICES		TFH LTD CO	248.34	0.006363620	1.58
COMPRESSOR RENTAL/SERVICES		D&H TRUCKING	1,336.70	0.006363620	8.51
COMPRESSOR RENTAL/SERVICES		D&H TRUCKING	1,218.29	0.006363620	7.75
COMPRESSOR RENTAL/SERVICES		D&H TRUCKING	1,184.77	0.006363620	7.54
COMPRESSOR RENTAL/SERVICES		D&H TRUCKING	2,622.14	0.006363620	16.69
COMPRESSOR RENTAL/SERVICES		D&H TRUCKING	1,184.77	0.006363620	7.54
COMPRESSOR RENTAL/SERVICES		MESA NATURAL GAS SOLUTIC	1,446.76	0.006363620	9.21
CONTRACT SUPERVISION		TURNCO ENTERPRISES LLC	3,202.48	0.006363620	20.38
CONTRACT SUPERVISION		TURNCO ENTERPRISES LLC	3,202.48	0.006363620	20.38
CONTRACT SUPERVISION		TURNCO ENTERPRISES LLC	2,556.00	0.006363620	16.27
CONTRACT SUPERVISION		TURNCO ENTERPRISES LLC	540.74	0.006363620	3.44
CONTRACT SUPERVISION		TURNCO ENTERPRISES LLC	605.25	0.006363620	3.85
CONTRACT SUPERVISION		TURNCO ENTERPRISES LLC	3,026.24	0.006363620	19.26

## MEWBOURNE OIL COMPANY

TOM M RAGSDALE  
400 N SAM HOUSTON PARKWAY EAST  
SUITE 601  
HOUSTON, TX 77060

INVOICE NO.: 202004-17708  
INVOICE DATE: 4-30-2020  
OWNER: 035904-1  
BILLING FOR: April 2020

REFERENCE/DESCRIPTION OF CHARGES		GROSS CHARGES	WORKING INTEREST	NET CHARGE
LEASE MAINTENANCE	GARNER PUMP & SUPPLY INC	69.16	0.006363620	0.44
LEASE MAINTENANCE	GARNER PUMP & SUPPLY INC	114.31	0.006363620	0.73
LEASE MAINTENANCE	AMERICAN MILLENNIUM COR	20.54	0.006363620	0.13
LEASE MAINTENANCE	KEYSTONE PUMP & SUPPLY LI	161.46	0.006363620	1.03
LEASE MAINTENANCE	KEYSTONE PUMP & SUPPLY LI	488.91	0.006363620	3.11
LEASE MAINTENANCE	KEYSTONE PUMP & SUPPLY LI	132.17	0.006363620	0.84
LEASE MAINTENANCE	G&A FABRICATION LLC	451.93	0.006363620	2.88
LEASE MAINTENANCE	INGRAM PROFESSIONAL SERV	1,228.91	0.006363620	7.82
LEASE MAINTENANCE	INGRAM PROFESSIONAL SERV	2,736.84	0.006363620	17.42
LEASE MAINTENANCE	INGRAM PROFESSIONAL SERV	1,318.47	0.006363620	8.39
LEASE MAINTENANCE	INGRAM PROFESSIONAL SERV	1,843.20	0.006363620	11.73
LEASE MAINTENANCE	INGRAM PROFESSIONAL SERV	1,042.33	0.006363620	6.63
LEASE MAINTENANCE	TRINITY OILFIELD SERVICES &	205.72	0.006363620	1.31
LEASE MAINTENANCE	TRINITY OILFIELD SERVICES &	158.93	0.006363620	1.01
LEASE MAINTENANCE	QATAR LLC	80.74	0.006363620	0.51
LEASE MAINTENANCE	QATAR LLC	161.47	0.006363620	1.03
LEASE MAINTENANCE	QATAR LLC	141.29	0.006363620	0.90
LEASE MAINTENANCE	QATAR LLC	36.99	0.006363620	0.24
LEASE MAINTENANCE	QATAR LLC	90.82	0.006363620	0.58
LEASE MAINTENANCE	QATAR LLC	70.65	0.006363620	0.45
LEASE MAINTENANCE	TANKLOGIX LLC	205.83	0.006363620	1.31
LEASE MAINTENANCE	DELAWARE ENERGY LLC	28.16	0.006363620	0.18
LEASE MAINTENANCE	DELAWARE ENERGY LLC	25.90	0.006363620	0.16
LEASE MAINTENANCE	DELAWARE ENERGY LLC	49.54	0.006363620	0.32
LEASE MAINTENANCE	DELAWARE ENERGY LLC	27.02	0.006363620	0.17
LEASE MAINTENANCE	MEWBOURNE OIL COMPANY	193.75	0.006363620	1.23
LEASE MAINTENANCE	SARGE TRUCKING SERVICES, I	67.81	0.006363620	0.43
MISCELLANEOUS EQUIPMENT RENTAL	MEWBOURNE OIL COMPANY	6,200.00	0.006363620	39.45
OVERHEAD-FIXED RATE	MEWBOURNE OIL COMPANY	881.16	0.006363620	5.61
PUMPING	MEWBOURNE OIL COMPANY	875.00	0.006363620	5.57
PUMPING	MEWBOURNE OIL COMPANY	656.25	0.006363620	4.18
SALT WATER DISPOSAL	MEWBOURNE OIL COMPANY	47,907.89	0.006363620	304.87
WELL/LEASE INSURANCE	LOCKTON COMPANIES LLC	673.50	0.006363620	4.29
Total Lease Operating Expense Cost		94,449.17		601.08
<b>62915000-30 SUBTOTAL</b>		<b>94,449.17</b>		<b>601.08</b>
<b>PROPERTY 62915000 TOTAL</b>		<b>104,828.17</b>		<b>667.13</b>
<b>62915000PREPAYMENTS</b>				<b>-667.13</b>

PROPERTY: 62916000 62916000-10 CREEDENCE 21/16 WIED ST COM 1H

Intangible Well Cost

EQUIPMENT RENTAL	OIL PATCH GROUP INC	3,804.25	0.006363620	24.21
Total Intangible Well Cost Cost		3,804.25		24.21

## MEWBOURNE OIL COMPANY

TOM M RAGSDALE  
400 N SAM HOUSTON PARKWAY EAST  
SUITE 601  
HOUSTON, TX 77060

INVOICE NO.: 202004-17708

INVOICE DATE: 4-30-2020

OWNER: 035904-1

BILLING FOR: April 2020

REFERENCE/DESCRIPTION OF CHARGES		GROSS CHARGES	WORKING INTEREST	NET CHARGE
<b>62916000-10 SUBTOTAL</b>		<b>3,804.25</b>	<b>24.21</b>	
<b>PROPERTY: 62916000 62916000-20 CREEDENCE 21/16 W1ED ST COM 1H</b>				
<u>Intangible Well Cost</u>				
COMPANY SUPERVISION	MEWBOURNE OIL COMPANY	650.00	0.006363620	4.14
OVERHEAD FIXED RATE	MEWBOURNE OIL COMPANY	2,873.09	0.006363620	18.28
Total Intangible Well Cost Cost		3,523.09		22.42
<b>62916000-20 SUBTOTAL</b>		<b>3,523.09</b>	<b>22.42</b>	
<b>PROPERTY: 62916000 62916000-30 CREEDENCE 21/16 W1ED ST COM 1H</b>				
<u>Lease Operating Expense</u>				
COMPANY SUPERVISION	MEWBOURNE OIL COMPANY	625.00	0.006363620	3.98
COMPANY SUPERVISION	MEWBOURNE OIL COMPANY	625.00	0.006363620	3.98
COMPANY SUPERVISION	MEWBOURNE OIL COMPANY	625.00	0.006363620	3.98
COMPRESSOR MAINTENANCE	KEYSTONE PUMP & SUPPLY LI	444.73	0.006363620	2.83
COMPRESSOR MAINTENANCE	G&A FABRICATION LLC	343.31	0.006363620	2.18
COMPRESSOR MAINTENANCE	G&A FABRICATION LLC	167.30	0.006363620	1.06
COMPRESSOR MAINTENANCE	G&A FABRICATION LLC	139.56	0.006363620	0.89
COMPRESSOR MAINTENANCE	G&A FABRICATION LLC	90.49	0.006363620	0.58
COMPRESSOR MAINTENANCE	G&A FABRICATION LLC	95.74	0.006363620	0.61
COMPRESSOR MAINTENANCE	G&A FABRICATION LLC	525.86	0.006363620	3.35
COMPRESSOR MAINTENANCE	G&A FABRICATION LLC	45.38	0.006363620	0.29
COMPRESSOR RENTAL/SERVICES	TFH LTD CO	248.34	0.006363620	1.58
COMPRESSOR RENTAL/SERVICES	D&H TRUCKING	1,336.72	0.006363620	8.51
COMPRESSOR RENTAL/SERVICES	D&H TRUCKING	1,218.34	0.006363620	7.75
COMPRESSOR RENTAL/SERVICES	D&H TRUCKING	1,184.83	0.006363620	7.54
COMPRESSOR RENTAL/SERVICES	D&H TRUCKING	2,622.20	0.006363620	16.69
COMPRESSOR RENTAL/SERVICES	D&H TRUCKING	1,184.83	0.006363620	7.54
COMPRESSOR RENTAL/SERVICES	MESA NATURAL GAS SOLUTIC	1,446.76	0.006363620	9.21
CONTRACT SUPERVISION	TURNCO ENTERPRISES LLC	3,202.52	0.006363620	20.38
CONTRACT SUPERVISION	TURNCO ENTERPRISES LLC	3,202.52	0.006363620	20.38
CONTRACT SUPERVISION	TURNCO ENTERPRISES LLC	2,556.00	0.006363620	16.27
CONTRACT SUPERVISION	TURNCO ENTERPRISES LLC	540.76	0.006363620	3.44
CONTRACT SUPERVISION	TURNCO ENTERPRISES LLC	605.25	0.006363620	3.85
CONTRACT SUPERVISION	TURNCO ENTERPRISES LLC	3,026.26	0.006363620	19.26
LEASE MAINTENANCE	GARNER PUMP & SUPPLY INC	69.15	0.006363620	0.44
LEASE MAINTENANCE	GARNER PUMP & SUPPLY INC	114.31	0.006363620	0.73
LEASE MAINTENANCE	AMERICAN MILLENNIUM COR	20.55	0.006363620	0.13
LEASE MAINTENANCE	KEYSTONE PUMP & SUPPLY LI	161.47	0.006363620	1.03
LEASE MAINTENANCE	KEYSTONE PUMP & SUPPLY LI	488.93	0.006363620	3.11
LEASE MAINTENANCE	KEYSTONE PUMP & SUPPLY LI	132.18	0.006363620	0.84
LEASE MAINTENANCE	G&A FABRICATION LLC	451.90	0.006363620	2.88



## MEWBOURNE OIL COMPANY

TOM M RAGSDALE  
400 N SAM HOUSTON PARKWAY EAST  
SUITE 601  
HOUSTON, TX 77060

INVOICE NO.: 202004-17708  
INVOICE DATE: 4-30-2020  
OWNER: 035904-1  
BILLING FOR: April 2020

REFERENCE/DESCRIPTION OF CHARGES		GROSS CHARGES	WORKING INTEREST	NET CHARGE
LEASE MAINTENANCE	INGRAM PROFESSIONAL SERV	1,228.77	0.006363620	7.82
LEASE MAINTENANCE	INGRAM PROFESSIONAL SERV	2,736.75	0.006363620	17.42
LEASE MAINTENANCE	INGRAM PROFESSIONAL SERV	1,318.65	0.006363620	8.39
LEASE MAINTENANCE	INGRAM PROFESSIONAL SERV	1,843.11	0.006363620	11.73
LEASE MAINTENANCE	INGRAM PROFESSIONAL SERV	1,042.31	0.006363620	6.63
LEASE MAINTENANCE	TRINITY OILFIELD SERVICES &	205.73	0.006363620	1.31
LEASE MAINTENANCE	TRINITY OILFIELD SERVICES &	158.94	0.006363620	1.01
LEASE MAINTENANCE	QATAR LLC	80.73	0.006363620	0.51
LEASE MAINTENANCE	QATAR LLC	161.46	0.006363620	1.03
LEASE MAINTENANCE	QATAR LLC	141.28	0.006363620	0.90
LEASE MAINTENANCE	QATAR LLC	37.02	0.006363620	0.24
LEASE MAINTENANCE	QATAR LLC	90.83	0.006363620	0.58
LEASE MAINTENANCE	QATAR LLC	70.63	0.006363620	0.45
LEASE MAINTENANCE	TANKLOGIX LLC	205.83	0.006363620	1.31
LEASE MAINTENANCE	DELAWARE ENERGY LLC	28.14	0.006363620	0.18
LEASE MAINTENANCE	DELAWARE ENERGY LLC	25.88	0.006363620	0.16
LEASE MAINTENANCE	DELAWARE ENERGY LLC	49.53	0.006363620	0.32
LEASE MAINTENANCE	DELAWARE ENERGY LLC	27.02	0.006363620	0.17
LEASE MAINTENANCE	MEWBOURNE OIL COMPANY	387.50	0.006363620	2.47
LEASE MAINTENANCE	SARGE TRUCKING SERVICES, I	67.82	0.006363620	0.43
MISCELLANEOUS EQUIPMENT RENTAL	MEWBOURNE OIL COMPANY	6,200.00	0.006363620	39.45
OVERHEAD-FIXED RATE	MEWBOURNE OIL COMPANY	881.16	0.006363620	5.61
PUMPING	MEWBOURNE OIL COMPANY	875.00	0.006363620	5.57
PUMPING	MEWBOURNE OIL COMPANY	656.25	0.006363620	4.18
SALT WATER DISPOSAL	MEWBOURNE OIL COMPANY	50,389.11	0.006363620	320.66
WELL/LEASE INSURANCE	LOCKTON COMPANIES LLC	673.50	0.006363620	4.29
Total Lease Operating Expense Cost		97,124.14		618.11
<b>62916000-30 SUBTOTAL</b>		<b>97,124.14</b>	<b>618.11</b>	
<b>PROPERTY 62916000 TOTAL</b>		<b>104,451.48</b>	<b>664.74</b>	
<b>62916000PREPAYMENTS</b>				<b>-664.74</b>
<b>PROPERTY: 62958000 62958000-20 GAZELLE 22 B3MD FED COM 1H</b>				
<u>Equipment Beyond Wellhead</u>				
MISC. VALVES & FITTINGS	KEYSTONE PUMP & SUPPLY LI	7,547.55	0.195498190	1,475.54
PRODUCTION EQUIP INSTALLATION	50-50 BACKHOE SERVICE LLC	1,224.55	0.195498190	239.40
Total Equipment Beyond Wellhead Cost		8,772.10		1,714.94
<b>62958000-20 SUBTOTAL</b>		<b>8,772.10</b>	<b>1,714.94</b>	
<b>PROPERTY: 62958000 62958000-30 GAZELLE 22 B3MD FED COM 1H</b>				
<u>Lease Operating Expense</u>				
CHEMICALS-WATER TREATING	IMPERATIVE CHEMICAL PART	264.66	0.195498190	51.74
COMPRESSOR MAINTENANCE	G&A FABRICATION LLC	179.46	0.195498190	35.08

## MEWBOURNE OIL COMPANY

TOM M RAGSDALE  
400 N SAM HOUSTON PARKWAY EAST  
SUITE 601  
HOUSTON, TX 77060

**INVOICE NO.:** 202004-17708  
**INVOICE DATE:** 4-30-2020  
**OWNER:** 035904-1  
**BILLING FOR:** April 2020

REFERENCE/DESCRIPTION OF CHARGES		GROSS CHARGES	WORKING INTEREST	NET CHARGE
COMPRESSOR MAINTENANCE	G&A FABRICATION LLC	178.84	0.195498190	34.96
COMPRESSOR MAINTENANCE	G&A FABRICATION LLC	164.83	0.195498190	32.22
COMPRESSOR MAINTENANCE	G&A FABRICATION LLC	69.26	0.195498190	13.54
COMPRESSOR MAINTENANCE	G&A FABRICATION LLC	187.26	0.195498190	36.61
COMPRESSOR RENTAL/SERVICES	GRAVITY OILFIELD SERVICES	32.85	0.195498190	6.42
COMPRESSOR RENTAL/SERVICES	GRAVITY OILFIELD SERVICES	32.85	0.195498190	6.42
COMPRESSOR RENTAL/SERVICES	GRAVITY OILFIELD SERVICES	353.10	0.195498190	69.02
COMPRESSOR RENTAL/SERVICES	GRAVITY OILFIELD SERVICES	330.33	0.195498190	64.58
COMPRESSOR RENTAL/SERVICES	GRAVITY OILFIELD SERVICES	30.73	0.195498190	6.01
COMPRESSOR RENTAL/SERVICES	GRAVITY OILFIELD SERVICES	141.33	0.195498190	27.62
COMPRESSOR RENTAL/SERVICES	GRAVITY OILFIELD SERVICES	32.85	0.195498190	6.42
LEASE MAINTENANCE	CUSTOM WELDING OF HOBBS	74.47	0.195498190	14.56
LEASE MAINTENANCE	CUSTOM WELDING OF HOBBS	225.31	0.195498190	44.05
LEASE MAINTENANCE	BAKER HUGHES OILFIELD	22.08	0.195498190	4.33
LEASE MAINTENANCE	BAKER HUGHES OILFIELD	34.97	0.195498190	6.84
LEASE MAINTENANCE	GARNER PUMP & SUPPLY INC	266.50	0.195498190	52.10
LEASE MAINTENANCE	AMERICAN MILLENNIUM COR	17.61	0.195498190	3.44
LEASE MAINTENANCE	THE GASCO MANUFACTURING	172.70	0.195498190	33.76
LEASE MAINTENANCE	KEYSTONE PUMP & SUPPLY LI	64.83	0.195498190	12.67
LEASE MAINTENANCE	K&S OILFIELD SUPPLIES LLC	125.59	0.195498190	24.55
LEASE MAINTENANCE	K&S OILFIELD SUPPLIES LLC	130.70	0.195498190	25.54
LEASE MAINTENANCE	TURNCO ENTERPRISES LLC	47.50	0.195498190	9.29
LEASE MAINTENANCE	TURNCO ENTERPRISES LLC	23.75	0.195498190	4.64
LEASE MAINTENANCE	TURNCO ENTERPRISES LLC	95.00	0.195498190	18.57
LEASE MAINTENANCE	TURNCO ENTERPRISES LLC	18.27	0.195498190	3.57
LEASE MAINTENANCE	TURNCO ENTERPRISES LLC	137.50	0.195498190	26.87
LEASE MAINTENANCE	TURNCO ENTERPRISES LLC	25.57	0.195498190	5.00
LEASE MAINTENANCE	TURNCO ENTERPRISES LLC	71.25	0.195498190	13.93
LEASE MAINTENANCE	TURNCO ENTERPRISES LLC	39.61	0.195498190	7.74
LEASE MAINTENANCE	TURNCO ENTERPRISES LLC	21.92	0.195498190	4.29
LEASE MAINTENANCE	TURNCO ENTERPRISES LLC	47.50	0.195498190	9.29
LEASE MAINTENANCE	TURNCO ENTERPRISES LLC	166.25	0.195498190	32.50
LEASE MAINTENANCE	INGRAM PROFESSIONAL SERV	2,066.87	0.195498190	404.07
LEASE MAINTENANCE	INGRAM PROFESSIONAL SERV	93.28	0.195498190	18.23
LEASE MAINTENANCE	INGRAM PROFESSIONAL SERV	108.79	0.195498190	21.27
LEASE MAINTENANCE	TRINITY OILFIELD SERVICES &	1,477.00	0.195498190	288.75
LEASE MAINTENANCE	EP&S LLC	658.29	0.195498190	128.69
LEASE MAINTENANCE	EP&S LLC	35.36	0.195498190	6.91
LEASE MAINTENANCE	EP&S LLC	141.63	0.195498190	27.69
LEASE MAINTENANCE	EP&S LLC	21.87	0.195498190	4.28
LEASE MAINTENANCE	EP&S LLC	8.39	0.195498190	1.64
LEASE MAINTENANCE	MEWBOURNE OIL COMPANY	193.75	0.195498190	37.88

## MEWBOURNE OIL COMPANY

TOM M RAGSDALE  
400 N SAM HOUSTON PARKWAY EAST  
SUITE 601  
HOUSTON, TX 77060

INVOICE NO.: 202004-17708  
INVOICE DATE: 4-30-2020  
OWNER: 035904-1  
BILLING FOR: April 2020

REFERENCE/DESCRIPTION OF CHARGES		GROSS CHARGES	WORKING INTEREST	NET CHARGE
LEASE MAINTENANCE	MEWBOURNE OIL COMPANY	387.50	0.195498190	75.76
MISCELLANEOUS EQUIPMENT RENTAL	MEWBOURNE OIL COMPANY	260.40	0.195498190	50.91
OVERHEAD-FIXED RATE	MEWBOURNE OIL COMPANY	881.16	0.195498190	172.27
PROFESSIONAL SERVICES	JET LABORATORIES INC	1,118.86	0.195498190	218.74
PROFESSIONAL SERVICES	PRICE ENERGY CONSULTING I	75.00	0.195498190	14.66
PUMPING	MEWBOURNE OIL COMPANY	875.00	0.195498190	171.06
PUMPING	MEWBOURNE OIL COMPANY	656.25	0.195498190	128.30
SALT WATER DISPOSAL	OWL SWD OPERATING LLC	5,469.12	0.195498190	1,069.21
SALT WATER DISPOSAL	LIMESTONE BASIN PROPERTIE	360.02	0.195498190	70.38
SITE RESTORATION & EXCAVATION	TRINITY OILFIELD SERVICES &	1,531.16	0.195498190	299.34
WELL/LEASE INSURANCE	LOCKTON COMPANIES LLC	673.50	0.195498190	131.66
Total Lease Operating Expense Cost		20,920.43		4,089.87

62958000-30 SUBTOTAL

20,920.43

4,089.87

PROPERTY 62958000 TOTAL

29,692.53

5,804.81

PROPERTY: 62959000 62959000-10 GAZELLE 22 B3NC FED COM 1H

Intangible Well Cost

CASING, TUBING, SNUBBING SERV	BUTCH'S RAT HOLE & ANCHOI	14,296.42	0.001524840	21.80
COMPANY SUPERVISION	MEWBOURNE OIL COMPANY	1,937.50	0.001524840	2.95
COMPANY SUPERVISION	MEWBOURNE OIL COMPANY	1,437.50	0.001524840	2.19
COMPANY SUPERVISION	MEWBOURNE OIL COMPANY	1,437.50	0.001524840	2.19
COMPANY SUPERVISION	MEWBOURNE OIL COMPANY	625.00	0.001524840	0.95
COMPANY SUPERVISION	MEWBOURNE OIL COMPANY	4,312.50	0.001524840	6.58
COMPANY SUPERVISION	MEWBOURNE OIL COMPANY	8,050.00	0.001524840	12.27
COMPANY SUPERVISION	MEWBOURNE OIL COMPANY	4,887.50	0.001524840	7.45
COMPANY SUPERVISION	MEWBOURNE OIL COMPANY	6,900.00	0.001524840	10.52
COMPANY SUPERVISION	MEWBOURNE OIL COMPANY	1,138.50	0.001524840	1.74
COMPANY SUPERVISION	MEWBOURNE OIL COMPANY	1,550.00	0.001524840	2.36
COMPANY SUPERVISION	MEWBOURNE OIL COMPANY	12,075.00	0.001524840	18.41
COMPANY SUPERVISION	MEWBOURNE OIL COMPANY	2,300.00	0.001524840	3.51
CONTRACT SUPERVISION	GSM OILFIELD SERVICES INC	11,038.13	0.001524840	16.83
CONTRACT SUPERVISION	GSM OILFIELD SERVICES INC	11,038.13	0.001524840	16.83
DAY WORK, FOOTAGE, TURNKEY	PATTERSON-UTI DRILLING CO	216,546.99	0.001524840	330.20
DIRECTIONAL SERVICES	ALTITUDE ENERGY PARTNER	18,800.00	0.001524840	28.67
EQUIPMENT RENTAL	THE SYDCO SYSTEM INC	3,051.03	0.001524840	4.65
EQUIPMENT RENTAL	MAN WELDING SERVICE	2,110.00	0.001524840	3.22
EQUIPMENT RENTAL	PATTERSON-UTI DRILLING CO	13,715.00	0.001524840	20.91
EQUIPMENT RENTAL	PASON SYSTEMS USA CORPOR	11,593.42	0.001524840	17.68
EQUIPMENT RENTAL	WEATHERFORD US LP	4,676.39	0.001524840	7.13
EQUIPMENT RENTAL	AMERICAN SAFETY SERVICES	1,878.47	0.001524840	2.86
EQUIPMENT RENTAL	AMERICAN SAFETY SERVICES	759.59	0.001524840	1.16
EQUIPMENT RENTAL	NATIONAL OILWELL DHT LP	1,544.40	0.001524840	2.35

## MEWBOURNE OIL COMPANY

TOM M RAGSDALE  
400 N SAM HOUSTON PARKWAY EAST  
SUITE 601  
HOUSTON, TX 77060

INVOICE NO.: 202004-17708  
INVOICE DATE: 4-30-2020  
OWNER: 035904-1  
BILLING FOR: April 2020

REFERENCE/DESCRIPTION OF CHARGES		GROSS CHARGES	WORKING INTEREST	NET CHARGE
EQUIPMENT RENTAL	DIVINE ENERGY SERVICES LL	1,076.67	0.001524840	1.64
EQUIPMENT RENTAL	DIVINE ENERGY SERVICES LL	1,615.01	0.001524840	2.46
EQUIPMENT RENTAL	DIVINE ENERGY SERVICES LL	3,540.83	0.001524840	5.40
EQUIPMENT RENTAL	LA ENTERPRISE SERVICES INC	462.55	0.001524840	0.71
EQUIPMENT RENTAL	OIL PATCH GROUP INC	9,376.85	0.001524840	14.30
INSPECTION & REPAIR SERVICES	CONNECTION INSPECTION SEI	807.51	0.001524840	1.23
INSPECTION & REPAIR SERVICES	SMITH INTERNATIONAL INC	21,582.64	0.001524840	32.91
LOCATION RESTORATION	DUKE OILFIELD SERVICES LLC	3,228.30	0.001524840	4.92
LOCATION RESTORATION	DUKE OILFIELD SERVICES LLC	1,519.20	0.001524840	2.32
LOCATION RESTORATION	DUKE OILFIELD SERVICES LLC	2,510.90	0.001524840	3.83
LOCATION RESTORATION	DUKE OILFIELD SERVICES LLC	7,334.89	0.001524840	11.18
LOCATION RESTORATION	R360 ENVIRONMENTAL SOLUT	11,132.36	0.001524840	16.98
LOCATION RESTORATION	AY TRUCKING INC	5,124.84	0.001524840	7.81
LOCATION RESTORATION	AY TRUCKING INC	6,149.81	0.001524840	9.38
LOCATION RESTORATION	AY TRUCKING INC	3,705.66	0.001524840	5.65
LOCATION RESTORATION	AY TRUCKING INC	3,479.64	0.001524840	5.31
MUD	PATTERSON-UTI DRILLING CO	6,941.90	0.001524840	10.59
MUD	ANCHOR DRILLING FLUIDS US	47,569.40	0.001524840	72.54
MUD	GRAVITY OILFIELD SERVICES	3,454.24	0.001524840	5.27
MUD	AY TRUCKING INC	1,892.25	0.001524840	2.89
MUD	SYNERGY CLEANING Solutic	16,236.00	0.001524840	24.76
OVERHEAD FIXED RATE	MEWBOURNE OIL COMPANY	3,629.60	0.001524840	5.53
RIG MOBILIZATION	PATTERSON-UTI DRILLING CO	6,700.20	0.001524840	10.22
TESTING	B O P RAM-BLOCK & IRON RE	4,051.20	0.001524840	6.18
TESTING	B O P RAM-BLOCK & IRON RE	3,560.63	0.001524840	5.43
TRANSPORTATION	DIVINE ENERGY SERVICES LL	3,628.95	0.001524840	5.53
WATER AND OTHER	DUKE OILFIELD SERVICES LLC	596.60	0.001524840	0.91
WATER AND OTHER	DUKE OILFIELD SERVICES LLC	2,907.58	0.001524840	4.43
WATER AND OTHER	AY TRUCKING INC	2,398.16	0.001524840	3.66
Total Intangible Well Cost Cost		543,913.34		829.38
<u>Intangible Well Cost</u>				
CASING, TUBING, SNUBBING SERV	BUTCH'S RAT HOLE & ANCHOI	3,763.37	0.001524840	5.74
COMPANY SUPERVISION	MEWBOURNE OIL COMPANY	787.50	0.001524840	1.20
EQUIPMENT RENTAL	OIL PATCH GROUP INC	1,202.70	0.001524840	1.83
INSPECTION & REPAIR SERVICES	CONNECTION INSPECTION SEI	1,753.43	0.001524840	2.67
INSPECTION & REPAIR SERVICES	SMITH INTERNATIONAL INC	26,509.37	0.001524840	40.42
TESTING	PATTERSON-UTI DRILLING CO	4,547.24	0.001524840	6.93
WELL / LEASE LEGAL	SCHUTZ ABSTRACT COMPANY	487.97	0.001524840	0.74
Total Intangible Well Cost Cost		39,051.58		59.53
<u>Tangible Well Cost</u>				
CASING (6.1" - 8.0")	SOONER PIPE LLC	-4,589.48	0.001524840	-7.00

## MEWBOURNE OIL COMPANY

TOM M RAGSDALE  
400 N SAM HOUSTON PARKWAY EAST  
SUITE 601  
HOUSTON, TX 77060

INVOICE NO.: 202004-17708  
INVOICE DATE: 4-30-2020  
OWNER: 035904-1  
BILLING FOR: April 2020

REFERENCE/DESCRIPTION OF CHARGES		GROSS CHARGES	WORKING INTEREST	NET CHARGE
CASING (8.1" - 10.0")	SOONER PIPE LLC	-5,947.02	0.001524840	-9.07
Total Tangible Well Cost Cost		-10,536.50		-16.07
<u>Intangible Well Cost</u>				
LOCATION RESTORATION	R360 ENVIRONMENTAL SOLUT	1,540.30	0.001524840	2.35
LOCATION RESTORATION	R360 ENVIRONMENTAL SOLUT	1,487.55	0.001524840	2.27
LOCATION RESTORATION	R360 ENVIRONMENTAL SOLUT	743.78	0.001524840	1.13
Total Intangible Well Cost Cost		3,771.63		5.75
<u>Tangible Well Cost</u>				
CASING (10.1" - 19.0")	SOONER PIPE LLC	-7,896.52	0.001524840	-12.04
Total Tangible Well Cost Cost		-7,896.52		-12.04
<u>Intangible Well Cost</u>				
COMPANY SUPERVISION	MEWBOURNE OIL COMPANY	300.00	0.001524840	0.46
WATER AND OTHER	DUKE OILFIELD SERVICES LLC	8,949.04	0.001524840	13.65
Total Intangible Well Cost Cost		9,249.04		14.11
<b>62959000-10 SUBTOTAL</b>		<b>577,552.57</b>	<b>880.66</b>	
<b>PROPERTY: 62959000 62959000-20 GAZELLE 22 B3NC FED COM 1H</b>				
<u>Intangible Well Cost</u>				
CASING, TUBING, SNUBING SERV	BUTCH'S RAT HOLE & ANCHOR	7,557.48	0.001524840	11.52
CASING, TUBING, SNUBING SERV	L & E SERVICES LLC	335.09	0.001524840	0.51
CASING, TUBING, SNUBING SERV	PETROSTAR SERVICES LLC	8,889.22	0.001524840	13.55
CEMENTING	BJ SERVICES LLC	29,621.85	0.001524840	45.17
COMPANY SUPERVISION	MEWBOURNE OIL COMPANY	1,150.00	0.001524840	1.75
COMPANY SUPERVISION	MEWBOURNE OIL COMPANY	3,450.00	0.001524840	5.26
COMPANY SUPERVISION	MEWBOURNE OIL COMPANY	1,150.00	0.001524840	1.75
COMPANY SUPERVISION	MEWBOURNE OIL COMPANY	575.00	0.001524840	0.88
COMPANY SUPERVISION	MEWBOURNE OIL COMPANY	1,250.00	0.001524840	1.91
CONTRACT SUPERVISION	GSM OILFIELD SERVICES INC	3,247.50	0.001524840	4.95
CONTRACT SUPERVISION	SDS PETROLEUM CONSULTAN	5,538.75	0.001524840	8.45
CONTRACT SUPERVISION	SDS PETROLEUM CONSULTAN	1,793.50	0.001524840	2.73
DAY WORK, FOOTAGE, TURNKEY	PATTERSON-UTI DRILLING CO	72,795.00	0.001524840	111.00
LOCATION RESTORATION	SUNDANCE SERVICES INC	292.42	0.001524840	0.45
LOCATION, ROADS, PITS	HOBBS ANCHOR INC	1,345.13	0.001524840	2.05
LOCATION, ROADS, PITS	TRINITY OILFIELD SERVICES &	799.18	0.001524840	1.22
LOCATION, ROADS, PITS	TRINITY OILFIELD SERVICES &	1,780.33	0.001524840	2.71
LOCATION, ROADS, PITS	TRINITY OILFIELD SERVICES &	1,629.95	0.001524840	2.49
LOCATION, ROADS, PITS	TRINITY OILFIELD SERVICES &	1,410.53	0.001524840	2.15
LOGGING, WIRELINE & CORING	HALLIBURTON ENERGY SERV	27,308.68	0.001524840	41.64
LOGGING, WIRELINE & CORING	RWLS LLC DBA RENEGADE SE	13,703.19	0.001524840	20.90
LOGGING, WIRELINE & CORING	REPEAT PRECISION LLC	7,253.63	0.001524840	11.06



## MEWBOURNE OIL COMPANY

TOM M RAGSDALE  
400 N SAM HOUSTON PARKWAY EAST  
SUITE 601  
HOUSTON, TX 77060

INVOICE NO.: 202004-17708  
INVOICE DATE: 4-30-2020  
OWNER: 035904-1  
BILLING FOR: April 2020

REFERENCE/DESCRIPTION OF CHARGES		GROSS CHARGES	WORKING INTEREST	NET CHARGE
LOGGING, WIRELINE & CORING	XTREME CRANE & RIGGING LI	5,050.00	0.001524840	7.70
LOGGING, WIRELINE & CORING	XTREME CRANE & RIGGING LI	12,625.00	0.001524840	19.25
MISC. AIR & PUMPING SERVICES	AY TRUCKING INC	1,498.03	0.001524840	2.28
MISC. AIR & PUMPING SERVICES	AY TRUCKING INC	551.90	0.001524840	0.84
OVERHEAD FIXED RATE	MEWBOURNE OIL COMPANY	4,746.40	0.001524840	7.24
OVERHEAD FIXED RATE	MEWBOURNE OIL COMPANY	10,031.79	0.001524840	15.30
STIMULATION	HALLIBURTON ENERGY SERV	892,374.00	0.001524840	1,360.73
STIMULATION	PETROSTAR SERVICES LLC	41,054.95	0.001524840	62.60
STIMULATION RENTALS & OTHER	GUNS UP SERVICES	2,897.44	0.001524840	4.42
STIMULATION RENTALS & OTHER	GUNS UP SERVICES	1,062.39	0.001524840	1.62
STIMULATION RENTALS & OTHER	GUNS UP SERVICES	482.90	0.001524840	0.74
STIMULATION RENTALS & OTHER	GUNS UP SERVICES	482.90	0.001524840	0.74
STIMULATION RENTALS & OTHER	GUNS UP SERVICES	4,755.01	0.001524840	7.25
STIMULATION RENTALS & OTHER	OIL STATES ENERGY SERVICE	38,869.37	0.001524840	59.27
STIMULATION RENTALS & OTHER	NEW WAVE ENERGY SERVICE	53,365.47	0.001524840	81.37
TRANSPORTATION	GREEN'S PIPE SERVICE INC	1,000.00	0.001524840	1.52
WATER AND OTHER	GUNS UP SERVICES	2,645.25	0.001524840	4.03
WATER AND OTHER	GUNS UP SERVICES	1,062.39	0.001524840	1.62
WATER AND OTHER	AY TRUCKING INC	1,396.09	0.001524840	2.13
WATER AND OTHER	ACCELERATED WATER RESOL	179,447.48	0.001524840	273.63
Total Intangible Well Cost Cost		1,448,275.19		2,208.38
<u>Tangible Well Cost</u>				
CASING (4.1" - 6.0")	SOONER PIPE LLC	84,776.87	0.001524840	129.27
TUBING HEAD & UPPER SECTION	CAMERON INTERNATIONAL	15,641.26	0.001524840	23.85
TUBING HEAD & UPPER SECTION	CAMERON INTERNATIONAL	1,382.39	0.001524840	2.11
Total Tangible Well Cost Cost		101,800.52		155.23
<u>Equipment Beyond Wellhead</u>				
CATHODIC PROTECTION	TANKLOGIX LLC	13,362.58	0.001524840	20.38
MISC. VALVES & FITTINGS	GREEN'S PIPE SERVICE INC	20,708.73	0.001524840	31.58
MISC. VALVES & FITTINGS	K&S OILFIELD SUPPLIES LLC	8,261.63	0.001524840	12.60
MISC. VALVES & FITTINGS	K&S OILFIELD SUPPLIES LLC	1,808.87	0.001524840	2.76
MISC. VALVES & FITTINGS	K&S OILFIELD SUPPLIES LLC	13,935.51	0.001524840	21.25
SEPARATION EQUIPMENT	HERO FLARE LLC	22,431.50	0.001524840	34.20
Total Equipment Beyond Wellhead Cost		80,508.82		122.77
<u>Intangible Well Cost</u>				
COMPANY SUPERVISION	MEWBOURNE OIL COMPANY	625.00	0.001524840	0.95
COMPANY SUPERVISION	MEWBOURNE OIL COMPANY	587.50	0.001524840	0.90
COMPANY SUPERVISION	MEWBOURNE OIL COMPANY	5,287.50	0.001524840	8.06
COMPANY SUPERVISION	MEWBOURNE OIL COMPANY	1,250.00	0.001524840	1.91
COMPANY SUPERVISION	MEWBOURNE OIL COMPANY	4,406.25	0.001524840	6.72
COMPANY SUPERVISION	MEWBOURNE OIL COMPANY	1,175.00	0.001524840	1.79

## MEWBOURNE OIL COMPANY

TOM M RAGSDALE  
400 N SAM HOUSTON PARKWAY EAST  
SUITE 601  
HOUSTON, TX 77060

INVOICE NO.: 202004-17708  
INVOICE DATE: 4-30-2020  
OWNER: 035904-1  
BILLING FOR: April 2020

REFERENCE/DESCRIPTION OF CHARGES		GROSS CHARGES	WORKING INTEREST	NET CHARGE
COMPANY SUPERVISION	MEWBOURNE OIL COMPANY	1,762.50	0.001524840	2.69
COMPANY SUPERVISION	MEWBOURNE OIL COMPANY	625.00	0.001524840	0.95
CONTRACT SUPERVISION	SDS PETROLEUM CONSULTAN	3,178.75	0.001524840	4.85
CONTRACT SUPERVISION	SDS PETROLEUM CONSULTAN	6,357.50	0.001524840	9.69
FUEL	ATLAS OIL COMPANY	147,636.52	0.001524840	225.12
HORIZONTAL DRILLOUT SERVICES	GUNS UP SERVICES	772.64	0.001524840	1.18
HORIZONTAL DRILLOUT SERVICES	GUNS UP SERVICES	193.16	0.001524840	0.29
HORIZONTAL DRILLOUT SERVICES	LESLIE CRAIG	819.97	0.001524840	1.25
HORIZONTAL DRILLOUT SERVICES	TRINITY OILFIELD SERVICES &	1,922.73	0.001524840	2.93
HORIZONTAL DRILLOUT SERVICES	TRINITY OILFIELD SERVICES &	274.30	0.001524840	0.42
HORIZONTAL DRILLOUT SERVICES	KLX ENERGY SERVICES LLC	54,714.41	0.001524840	83.43
LOCATION RESTORATION	SUNDANCE SERVICES INC	735.09	0.001524840	1.12
LOCATION RESTORATION	SUNDANCE SERVICES INC	241.45	0.001524840	0.37
LOCATION RESTORATION	SUNDANCE SERVICES INC	300.47	0.001524840	0.46
LOCATION RESTORATION	SUNDANCE SERVICES INC	367.54	0.001524840	0.56
LOCATION RESTORATION	DUKE OILFIELD SERVICES LLC	2,305.17	0.001524840	3.52
LOCATION RESTORATION	GUNS UP SERVICES	627.77	0.001524840	0.96
LOCATION RESTORATION	GUNS UP SERVICES	1,727.72	0.001524840	2.63
LOCATION, ROADS, PITS	A-1 SIGN ENGRAVERS INC	310.80	0.001524840	0.47
LOCATION, ROADS, PITS	GARNER PUMP & SUPPLY INC	573.79	0.001524840	0.88
LOGGING, WIRELINE & CORING	RWLS LLC DBA RENEGADE SE	123,902.50	0.001524840	188.93
OVERHEAD FIXED RATE	MEWBOURNE OIL COMPANY	4,052.90	0.001524840	6.18
STIMULATION RENTALS & OTHER	GUNS UP SERVICES	7,507.58	0.001524840	11.45
STIMULATION RENTALS & OTHER	WHITE TRASH TRAILERS LLC	2,602.97	0.001524840	3.97
STIMULATION RENTALS & OTHER	LESLIE CRAIG	625.49	0.001524840	0.95
STIMULATION RENTALS & OTHER	LESLIE CRAIG	4,352.16	0.001524840	6.64
STIMULATION RENTALS & OTHER	TRINITY OILFIELD SERVICES &	3,376.00	0.001524840	5.15
STIMULATION RENTALS & OTHER	PETROSTAR SERVICES LLC	5,217.38	0.001524840	7.96
WELDING & CONSTRUCTION	MEWBOURNE OIL COMPANY	387.50	0.001524840	0.59
Total Intangible Well Cost Cost		390,803.01		595.92
<u>Tangible Well Cost</u>				
CASING (4.1" - 6.0")	SOONER PIPE LLC	-5,107.72	0.001524840	-7.79
Total Tangible Well Cost Cost		-5,107.72		-7.79
<u>Equipment Beyond Wellhead</u>				
LINE PIPE-GAS GATHERING	GREEN'S PIPE SERVICE INC	2,830.80	0.001524840	4.32
PIPE LINE CONSTRUCTION	TURNCO ENTERPRISES LLC	552.50	0.001524840	0.84
PRODUCTION EQUIP INSTALLATION	TURNCO ENTERPRISES LLC	760.00	0.001524840	1.16
PRODUCTION EQUIP INSTALLATION	TURNCO ENTERPRISES LLC	595.00	0.001524840	0.91
PRODUCTION EQUIP INSTALLATION	TRINITY OILFIELD SERVICES &	960.05	0.001524840	1.46
PRODUCTION EQUIP INSTALLATION	TRINITY OILFIELD SERVICES &	501.12	0.001524840	0.76
PRODUCTION EQUIP INSTALLATION	TRINITY OILFIELD SERVICES &	2,057.25	0.001524840	3.14
SURFACE PUMPS & PRIME MOVERS	G&A FABRICATION LLC	21,275.27	0.001524840	32.44

## MEWBOURNE OIL COMPANY

TOM M RAGSDALE  
400 N SAM HOUSTON PARKWAY EAST  
SUITE 601  
HOUSTON, TX 77060

INVOICE NO.: 202004-17708  
INVOICE DATE: 4-30-2020  
OWNER: 035904-1  
BILLING FOR: April 2020

REFERENCE/DESCRIPTION OF CHARGES		GROSS CHARGES	WORKING INTEREST	NET CHARGE
Total Equipment Beyond Wellhead Cost		29,531.99		45.03
<u>Intangible Well Cost</u>				
COMPANY SUPERVISION	MEWBOURNE OIL COMPANY	587.50	0.001524840	0.90
HORIZONTAL DRILLOUT SERVICES	THRU TUBING SOLUTIONS INC	18,154.90	0.001524840	27.68
HORIZONTAL DRILLOUT SERVICES	GUNS UP SERVICES	1,209.67	0.001524840	1.84
HORIZONTAL DRILLOUT SERVICES	GUNS UP SERVICES	1,935.37	0.001524840	2.95
HORIZONTAL DRILLOUT SERVICES	GUNS UP SERVICES	3,258.31	0.001524840	4.97
HORIZONTAL DRILLOUT SERVICES	WHITE TRASH TRAILERS LLC	280.52	0.001524840	0.43
HORIZONTAL DRILLOUT SERVICES	LESLIE CRAIG	1,708.28	0.001524840	2.60
HORIZONTAL DRILLOUT SERVICES	DIVINE WIRELINE SOLUTIONS	4,071.16	0.001524840	6.21
LOCATION RESTORATION	SUNDANCE SERVICES INC	622.41	0.001524840	0.95
LOCATION RESTORATION	SUNDANCE SERVICES INC	555.34	0.001524840	0.85
MISC. AIR & PUMPING SERVICES	GUNS UP SERVICES	1,502.37	0.001524840	2.29
STIMULATION RENTALS & OTHER	TANMAR RENTALS LLC	5,527.56	0.001524840	8.43
WATER AND OTHER	HARMAC ENERGY SERVICES I	1,461.29	0.001524840	2.23
Total Intangible Well Cost Cost		40,874.68		62.33
<u>Tangible Well Cost</u>				
TUBING HEAD & UPPER SECTION	K&S OILFIELD SUPPLIES LLC	3,408.25	0.001524840	5.20
Total Tangible Well Cost Cost		3,408.25		5.20
<u>Equipment Beyond Wellhead</u>				
ELECTRICAL INSTALLATIONS	INGRAM PROFESSIONAL SERV	19,731.49	0.001524840	30.09
PIPE LINE CONSTRUCTION	RRC SURVEYING LLC	1,035.22	0.001524840	1.58
PIPE LINE CONSTRUCTION	TRINITY OILFIELD SERVICES &	28,810.07	0.001524840	43.93
Total Equipment Beyond Wellhead Cost		49,576.78		75.60
<u>Intangible Well Cost</u>				
HORIZONTAL DRILLOUT SERVICES	GARNER PUMP & SUPPLY INC	751.59	0.001524840	1.14
HORIZONTAL DRILLOUT SERVICES	PRESTIGE EQUIPMENT RENTA	3,573.88	0.001524840	5.45
HORIZONTAL DRILLOUT SERVICES	MORAN EQUIPMENT LLC	15,172.47	0.001524840	23.14
HORIZONTAL DRILLOUT SERVICES	MORAN EQUIPMENT LLC	973.20	0.001524840	1.48
HORIZONTAL DRILLOUT SERVICES	DELAWARE ENERGY LLC	5,072.91	0.001524840	7.74
MISC. AIR & PUMPING SERVICES	L & E SERVICES LLC	1,720.76	0.001524840	2.62
MISC. AIR & PUMPING SERVICES	QATAR LLC	141.28	0.001524840	0.22
OVERHEAD FIXED RATE	MEWBOURNE OIL COMPANY	4,788.53	0.001524840	7.30
STIMULATION RENTALS & OTHER	PRESTIGE EQUIPMENT RENTA	5,360.86	0.001524840	8.17
STIMULATION RENTALS & OTHER	MORAN EQUIPMENT LLC	3,034.52	0.001524840	4.63
TESTING	MORAN EQUIPMENT LLC	12,137.99	0.001524840	18.51
TESTING	MORAN EQUIPMENT LLC	973.26	0.001524840	1.48
TRANSPORTATION	L & R WELL SERVICE INC	858.26	0.001524840	1.31
WATER AND OTHER	ACCELERATED WATER RESOU	222,215.92	0.001524840	338.84
Total Intangible Well Cost Cost		276,775.43		422.03

## MEWBOURNE OIL COMPANY

TOM M RAGSDALE  
400 N SAM HOUSTON PARKWAY EAST  
SUITE 601  
HOUSTON, TX 77060

INVOICE NO.: 202004-17708  
INVOICE DATE: 4-30-2020  
OWNER: 035904-1  
BILLING FOR: April 2020

REFERENCE/DESCRIPTION OF CHARGES		GROSS CHARGES	WORKING INTEREST	NET CHARGE
<u>Tangible Well Cost</u>				
ARTIFICIAL LIFT SYSTEMS	FLOWCO PRODUCTION SOLUT	10,871.78	0.001524840	16.58
PACKER, PUMP, SUBSURFACE EQUIP	HUDSON PACKER COMPANY I	6,779.18	0.001524840	10.34
TUBING (2" - 4")	PREMIER PIPE LLC	53,109.81	0.001524840	80.98
Total Tangible Well Cost Cost		70,760.77		107.90
<u>Intangible Well Cost</u>				
COMPANY SUPERVISION	MEWBOURNE OIL COMPANY	1,250.00	0.001524840	1.91
COMPLETION / WORKOVER RIG	L & R WELL SERVICE INC	12,322.95	0.001524840	18.79
CONTRACT SUPERVISION	ERVIN WELL SITE CONSULTA	3,363.50	0.001524840	5.13
EQUIPMENT RENTAL	L & R WELL SERVICE INC	1,493.38	0.001524840	2.28
EQUIPMENT RENTAL	L & R WELL SERVICE INC	654.08	0.001524840	1.00
EQUIPMENT RENTAL	R & H RENTALS LLC	2,688.33	0.001524840	4.10
EQUIPMENT RENTAL	KLX ENERGY SERVICES LLC	1,055.00	0.001524840	1.61
MISC. AIR & PUMPING SERVICES	L & E SERVICES LLC	3,937.68	0.001524840	6.00
MISC. AIR & PUMPING SERVICES	L & E SERVICES LLC	1,492.95	0.001524840	2.28
MISC. AIR & PUMPING SERVICES	EXCALIBUR OILFIELD SERVIC	3,462.19	0.001524840	5.29
TRANSPORTATION	L & R WELL SERVICE INC	529.79	0.001524840	0.81
WATER AND OTHER	ACCELERATED WATER RESOL	-111,107.96	0.001524840	-169.42
Total Intangible Well Cost Cost		-78,858.11		-120.22
<u>Tangible Well Cost</u>				
TUBING HEAD & UPPER SECTION	DIVINE WIRELINE SOLUTIONS	1,905.00	0.001524840	2.90
Total Tangible Well Cost Cost		1,905.00		2.90
<b>62959000-20 SUBTOTAL</b>		<b>2,410,254.61</b>	<b>3,675.28</b>	
<b>PROPERTY: 62959000 62959000-30 GAZELLE 22 B3NC FED COM 1H</b>				
<u>Lease Operating Expense</u>				
OVERHEAD-FIXED RATE	MEWBOURNE OIL COMPANY	837.60	0.001500000	1.28
COMPRESSOR RENTAL/SERVICES	TFH LTD CO	41.21	0.001524840	0.06
COMPRESSOR RENTAL/SERVICES	TFH LTD CO	214.41	0.001524840	0.33
COMPRESSOR RENTAL/SERVICES	GRAVITY OILFIELD SERVICES	252.23	0.001524840	0.38
COMPRESSOR RENTAL/SERVICES	GRAVITY OILFIELD SERVICES	259.63	0.001524840	0.40
LEASE MAINTENANCE	INGRAM PROFESSIONAL SERV	78.72	0.001524840	0.12
LEASE MAINTENANCE	TRINITY OILFIELD SERVICES &	369.25	0.001524840	0.56
LEASE MAINTENANCE	NOVA TRUCKING LLC	103.15	0.001524840	0.16
LEASE MAINTENANCE	IMPERATIVE ACID SERVICES I	772.23	0.001524840	1.18
LEASE MAINTENANCE	LEGACY SAFETY AND CONSUM	49.24	0.001524840	0.07
LEASE MAINTENANCE	LEGACY SAFETY AND CONSUM	56.33	0.001524840	0.09
PRIME MOVER MAINTENANCE	HR COMPRESSION & SERVICE	620.42	0.001524840	0.95
PUMPING	MEWBOURNE OIL COMPANY	825.00	0.001524840	1.26
PUMPING	MEWBOURNE OIL COMPANY	618.75	0.001524840	0.94
SALT WATER DISPOSAL	GUNS UP SERVICES	858.50	0.001524840	1.31

## MEWBOURNE OIL COMPANY

TOM M RAGSDALE  
400 N SAM HOUSTON PARKWAY EAST  
SUITE 601  
HOUSTON, TX 77060

**INVOICE NO.:** 202004-17708  
**INVOICE DATE:** 4-30-2020  
**OWNER:** 035904-1  
**BILLING FOR:** April 2020

REFERENCE/DESCRIPTION OF CHARGES		GROSS CHARGES	WORKING INTEREST	NET CHARGE
SALT WATER DISPOSAL	OWL SWD OPERATING LLC	3,302.74	0.001524840	5.04
SALT WATER DISPOSAL	AY TRUCKING INC	236.52	0.001524840	0.36
SALT WATER DISPOSAL	AY TRUCKING INC	844.29	0.001524840	1.29
Total Lease Operating Expense Cost		10,340.22		15.78
<u>Lease Operating Expense</u>				
OVERHEAD-FIXED RATE	MEWBOURNE OIL COMPANY	837.60	0.001500000	1.28
CHEMICALS-WATER TREATING	IMPERATIVE CHEMICAL PART	178.57	0.001524840	0.27
CHEMICALS-WATER TREATING	IMPERATIVE CHEMICAL PART	189.44	0.001524840	0.29
COMPANY SUPERVISION	MEWBOURNE OIL COMPANY	1,175.00	0.001524840	1.79
COMPANY SUPERVISION	MEWBOURNE OIL COMPANY	4,112.50	0.001524840	6.27
COMPANY SUPERVISION	MEWBOURNE OIL COMPANY	1,175.00	0.001524840	1.79
COMPRESSOR MAINTENANCE	G&A FABRICATION LLC	2,700.83	0.001524840	4.12
COMPRESSOR MAINTENANCE	G&A FABRICATION LLC	584.76	0.001524840	0.89
COMPRESSOR MAINTENANCE	G&A FABRICATION LLC	109.95	0.001524840	0.17
COMPRESSOR MAINTENANCE	G&A FABRICATION LLC	108.54	0.001524840	0.17
COMPRESSOR MAINTENANCE	G&A FABRICATION LLC	107.75	0.001524840	0.16
COMPRESSOR RENTAL/SERVICES	GRAVITY OILFIELD SERVICES	23.47	0.001524840	0.04
COMPRESSOR RENTAL/SERVICES	GRAVITY OILFIELD SERVICES	22.71	0.001524840	0.03
COMPRESSOR RENTAL/SERVICES	GRAVITY OILFIELD SERVICES	101.83	0.001524840	0.16
COMPRESSOR RENTAL/SERVICES	GRAVITY OILFIELD SERVICES	1,094.62	0.001524840	1.67
FUEL, POWER & ELECTRICAL	PILOT THOMAS LOGISTICS LLC	343.58	0.001524840	0.52
FUEL, POWER & ELECTRICAL	PILOT THOMAS LOGISTICS LLC	175.12	0.001524840	0.27
FUEL, POWER & ELECTRICAL	PILOT THOMAS LOGISTICS LLC	75.83	0.001524840	0.12
FUEL, POWER & ELECTRICAL	PILOT THOMAS LOGISTICS LLC	152.97	0.001524840	0.23
LEASE MAINTENANCE	SUNDANCE SERVICES INC	146.20	0.001524840	0.22
LEASE MAINTENANCE	AMERICAN MILLENNIUM CORP	14.43	0.001524840	0.02
LEASE MAINTENANCE	TURNCO ENTERPRISES LLC	280.19	0.001524840	0.43
LEASE MAINTENANCE	TURNCO ENTERPRISES LLC	331.13	0.001524840	0.50
LEASE MAINTENANCE	TURNCO ENTERPRISES LLC	101.88	0.001524840	0.16
LEASE MAINTENANCE	TURNCO ENTERPRISES LLC	71.25	0.001524840	0.11
LEASE MAINTENANCE	TURNCO ENTERPRISES LLC	71.25	0.001524840	0.11
LEASE MAINTENANCE	TURNCO ENTERPRISES LLC	142.50	0.001524840	0.22
LEASE MAINTENANCE	TURNCO ENTERPRISES LLC	142.50	0.001524840	0.22
LEASE MAINTENANCE	TURNCO ENTERPRISES LLC	213.75	0.001524840	0.33
LEASE MAINTENANCE	TURNCO ENTERPRISES LLC	1,140.00	0.001524840	1.74
LEASE MAINTENANCE	TURNCO ENTERPRISES LLC	285.00	0.001524840	0.43
LEASE MAINTENANCE	TURNCO ENTERPRISES LLC	213.75	0.001524840	0.33
LEASE MAINTENANCE	TURNCO ENTERPRISES LLC	95.00	0.001524840	0.14
LEASE MAINTENANCE	TURNCO ENTERPRISES LLC	190.00	0.001524840	0.29
LEASE MAINTENANCE	INGRAM PROFESSIONAL SERV	17.21	0.001524840	0.03
LEASE MAINTENANCE	INGRAM PROFESSIONAL SERV	18.55	0.001524840	0.03



## MEWBOURNE OIL COMPANY

TOM M RAGSDALE  
400 N SAM HOUSTON PARKWAY EAST  
SUITE 601  
HOUSTON, TX 77060

INVOICE NO.: 202004-17708  
INVOICE DATE: 4-30-2020  
OWNER: 035904-1  
BILLING FOR: April 2020

REFERENCE/DESCRIPTION OF CHARGES		GROSS CHARGES	WORKING INTEREST	NET CHARGE
LEASE MAINTENANCE	B & B WELDING INC	186.76	0.001524840	0.28
LEASE MAINTENANCE	TRINITY OILFIELD SERVICES &	754.32	0.001524840	1.15
LEASE MAINTENANCE	EP&S LLC	213.19	0.001524840	0.33
LEASE MAINTENANCE	EP&S LLC	124.81	0.001524840	0.19
LEASE MAINTENANCE	TANKLOGIX LLC	151.23	0.001524840	0.23
LEASE MAINTENANCE	TANKLOGIX LLC	157.05	0.001524840	0.24
LEASE MAINTENANCE	TANKLOGIX LLC	443.96	0.001524840	0.68
LEASE MAINTENANCE	AY TRUCKING INC	78.84	0.001524840	0.12
LEASE MAINTENANCE	AY TRUCKING INC	16.91	0.001524840	0.03
LEASE MAINTENANCE	AY TRUCKING INC	221.16	0.001524840	0.34
LEASE MAINTENANCE	AY TRUCKING INC	341.79	0.001524840	0.52
LEASE MAINTENANCE	LEGACY SAFETY AND CONSUM	26.42	0.001524840	0.04
LEASE MAINTENANCE	MEWBOURNE OIL COMPANY	1,681.75	0.001524840	2.56
LEASE MAINTENANCE	MEWBOURNE OIL COMPANY	1,162.50	0.001524840	1.77
PRIME MOVER MAINTENANCE	HR COMPRESSION & SERVICE	177.23	0.001524840	0.27
PRIME MOVER MAINTENANCE	HR COMPRESSION & SERVICE	157.26	0.001524840	0.24
PUMPING	MEWBOURNE OIL COMPANY	825.00	0.001524840	1.26
PUMPING	MEWBOURNE OIL COMPANY	618.75	0.001524840	0.94
SALT WATER DISPOSAL	GUNS UP SERVICES	579.49	0.001524840	0.88
SALT WATER DISPOSAL	GUNS UP SERVICES	686.80	0.001524840	1.05
SALT WATER DISPOSAL	SARGE TRUCKING SERVICES I	5,705.21	0.001524840	8.70
SALT WATER DISPOSAL	OWL SWD OPERATING LLC	174.38	0.001524840	0.27
SALT WATER DISPOSAL	OWL SWD OPERATING LLC	939.92	0.001524840	1.43
SALT WATER DISPOSAL	OWL SWD OPERATING LLC	33.57	0.001524840	0.05
SALT WATER DISPOSAL	OWL SWD OPERATING LLC	330.01	0.001524840	0.50
SALT WATER DISPOSAL	OWL SWD OPERATING LLC	15,716.88	0.001524840	23.97
SALT WATER DISPOSAL	NGL WATER SOLUTIONS PERM	197.81	0.001524840	0.30
SALT WATER DISPOSAL	NGL WATER SOLUTIONS PERM	334.96	0.001524840	0.51
SALT WATER DISPOSAL	NGL WATER SOLUTIONS PERM	453.65	0.001524840	0.69
SALT WATER DISPOSAL	NGL WATER SOLUTIONS PERM	693.66	0.001524840	1.06
SALT WATER DISPOSAL	NGL WATER SOLUTIONS PERM	14,784.07	0.001524840	22.54
SALT WATER DISPOSAL	NOVA TRUCKING LLC	5,949.53	0.001524840	9.07
SALT WATER DISPOSAL	NOVA TRUCKING LLC	7,178.60	0.001524840	10.95
SALT WATER DISPOSAL	AY TRUCKING INC	3,269.66	0.001524840	4.99
SALT WATER DISPOSAL	AY TRUCKING INC	2,668.15	0.001524840	4.07
SALT WATER DISPOSAL	AY TRUCKING INC	261.37	0.001524840	0.40
SALT WATER DISPOSAL	DELAWARE ENERGY LLC	58.29	0.001524840	0.09
SALT WATER DISPOSAL	DELAWARE ENERGY LLC	174.86	0.001524840	0.27
SALT WATER DISPOSAL	LIMESTONE BASIN PROPERTIE	1,034.55	0.001524840	1.58
TREATING,DEHYDRATION,METERING	PRO-KEM INC	221.20	0.001524840	0.34
Total Lease Operating Expense Cost		85,530.21		130.45

## MEWBOURNE OIL COMPANY

TOM M RAGSDALE  
400 N SAM HOUSTON PARKWAY EAST  
SUITE 601  
HOUSTON, TX 77060

**INVOICE NO.:** 202004-17708  
**INVOICE DATE:** 4-30-2020  
**OWNER:** 035904-1  
**BILLING FOR:** April 2020

REFERENCE/DESCRIPTION OF CHARGES		GROSS CHARGES	WORKING INTEREST	NET CHARGE
<u>Lease Operating Expense</u>				
OVERHEAD-FIXED RATE	MEWBOURNE OIL COMPANY	837.60	0.001500000	1.28
CHEMICALS-OIL TREATING	T&J VALVE	133.35	0.001524840	0.20
COMPANY SUPERVISION	MEWBOURNE OIL COMPANY	2,937.50	0.001524840	4.48
COMPANY SUPERVISION	MEWBOURNE OIL COMPANY	399.50	0.001524840	0.61
COMPANY SUPERVISION	MEWBOURNE OIL COMPANY	587.50	0.001524840	0.90
COMPRESSOR MAINTENANCE	G&A FABRICATION LLC	134.29	0.001524840	0.20
COMPRESSOR MAINTENANCE	G&A FABRICATION LLC	65.81	0.001524840	0.10
COMPRESSOR MAINTENANCE	G&A FABRICATION LLC	65.81	0.001524840	0.10
COMPRESSOR RENTAL/SERVICES	BASELINE ENERGY SERVICES	46.19	0.001524840	0.07
FUEL, POWER & ELECTRICAL	PILOT THOMAS LOGISTICS LLC	170.32	0.001524840	0.26
FUEL, POWER & ELECTRICAL	PILOT THOMAS LOGISTICS LLC	80.71	0.001524840	0.12
LEASE MAINTENANCE	SUNDANCE SERVICES INC	7.49	0.001524840	0.01
LEASE MAINTENANCE	AMERICAN MILLENNIUM COR	17.47	0.001524840	0.03
LEASE MAINTENANCE	THE GASCO MANUFACTURING	182.81	0.001524840	0.28
LEASE MAINTENANCE	K&S OILFIELD SUPPLIES LLC	433.82	0.001524840	0.66
LEASE MAINTENANCE	K&S OILFIELD SUPPLIES LLC	482.49	0.001524840	0.74
LEASE MAINTENANCE	G&A FABRICATION LLC	2,244.95	0.001524840	3.42
LEASE MAINTENANCE	TURNCO ENTERPRISES LLC	63.75	0.001524840	0.10
LEASE MAINTENANCE	TURNCO ENTERPRISES LLC	261.25	0.001524840	0.40
LEASE MAINTENANCE	INGRAM PROFESSIONAL SERV	1,315.12	0.001524840	2.01
LEASE MAINTENANCE	INGRAM PROFESSIONAL SERV	648.40	0.001524840	0.99
LEASE MAINTENANCE	IMPERATIVE CHEMICAL PART	209.97	0.001524840	0.32
LEASE MAINTENANCE	EP&S LLC	135.54	0.001524840	0.21
LEASE MAINTENANCE	TANKLOGIX LLC	5,384.32	0.001524840	8.21
LEASE MAINTENANCE	TANKLOGIX LLC	697.10	0.001524840	1.07
LEASE MAINTENANCE	MEWBOURNE OIL COMPANY	495.00	0.001524840	0.75
PROFESSIONAL SERVICES	PRICE ENERGY CONSULTING I	125.00	0.001524840	0.19
PUMPING	MEWBOURNE OIL COMPANY	800.00	0.001524840	1.22
PUMPING	MEWBOURNE OIL COMPANY	600.00	0.001524840	0.91
SALT WATER DISPOSAL	NGL WATER SOLUTIONS PERM	108.79	0.001524840	0.17
SALT WATER DISPOSAL	NGL WATER SOLUTIONS PERM	72.53	0.001524840	0.11
SALT WATER DISPOSAL	NOVA TRUCKING LLC	1,750.63	0.001524840	2.67
SALT WATER DISPOSAL	LIMESTONE BASIN PROPERTIE	1,355.69	0.001524840	2.07
SALT WATER DISPOSAL	RAZ OIL AND GAS	312.01	0.001524840	0.48
SALT WATER DISPOSAL	RAZ OIL AND GAS	44.57	0.001524840	0.07
SALT WATER DISPOSAL	RAZ OIL AND GAS	222.87	0.001524840	0.34
Total Lease Operating Expense Cost		23,430.15		35.75

Lease Operating Expense

OVERHEAD-FIXED RATE	MEWBOURNE OIL COMPANY	837.60	0.001500000	1.28
CHEMICALS-OIL TREATING	EP&S LLC	44.50	0.001524840	0.07

## MEWBOURNE OIL COMPANY

TOM M RAGSDALE  
400 N SAM HOUSTON PARKWAY EAST  
SUITE 601  
HOUSTON, TX 77060

**INVOICE NO.:** 202004-17708  
**INVOICE DATE:** 4-30-2020  
**OWNER:** 035904-1  
**BILLING FOR:** April 2020

REFERENCE/DESCRIPTION OF CHARGES		GROSS CHARGES	WORKING INTEREST	NET CHARGE
CHEMICALS-WATER TREATING	IMPERATIVE CHEMICAL PART	213.23	0.001524840	0.33
CHEMICALS-WATER TREATING	IMPERATIVE CHEMICAL PART	61.80	0.001524840	0.09
CHEMICALS-WATER TREATING	IMPERATIVE CHEMICAL PART	247.27	0.001524840	0.38
CHEMICALS-WATER TREATING	IMPERATIVE CHEMICAL PART	200.73	0.001524840	0.31
CHEMICALS-WATER TREATING	IMPERATIVE CHEMICAL PART	120.14	0.001524840	0.18
COMPANY SUPERVISION	MEWBOURNE OIL COMPANY	300.00	0.001524840	0.46
COMPRESSOR MAINTENANCE	G&A FABRICATION LLC	136.72	0.001524840	0.21
COMPRESSOR MAINTENANCE	G&A FABRICATION LLC	69.41	0.001524840	0.11
COMPRESSOR MAINTENANCE	G&A FABRICATION LLC	75.92	0.001524840	0.12
COMPRESSOR MAINTENANCE	G&A FABRICATION LLC	130.50	0.001524840	0.20
COMPRESSOR MAINTENANCE	G&A FABRICATION LLC	110.97	0.001524840	0.17
COMPRESSOR MAINTENANCE	G&A FABRICATION LLC	81.76	0.001524840	0.12
COMPRESSOR MAINTENANCE	G&A FABRICATION LLC	155.21	0.001524840	0.24
COMPRESSOR MAINTENANCE	G&A FABRICATION LLC	70.46	0.001524840	0.11
COMPRESSOR MAINTENANCE	G&A FABRICATION LLC	76.97	0.001524840	0.12
COMPRESSOR RENTAL/SERVICES	GUNS UP SERVICES	120.72	0.001524840	0.18
COMPRESSOR RENTAL/SERVICES	GUNS UP SERVICES	150.76	0.001524840	0.23
COMPRESSOR RENTAL/SERVICES	BASELINE ENERGY SERVICES	149.85	0.001524840	0.23
COMPRESSOR RENTAL/SERVICES	GRAVITY OILFIELD SERVICES	113.16	0.001524840	0.17
COMPRESSOR RENTAL/SERVICES	GRAVITY OILFIELD SERVICES	1,216.51	0.001524840	1.85
COMPRESSOR RENTAL/SERVICES	GRAVITY OILFIELD SERVICES	1,257.06	0.001524840	1.92
CONTRACT SUPERVISION	SUNDOWN ENVIRO LLC	46,885.00	0.001524840	71.49
FUEL, POWER & ELECTRICAL	PILOT THOMAS LOGISTICS LLC	222.78	0.001524840	0.34
FUEL, POWER & ELECTRICAL	PILOT THOMAS LOGISTICS LLC	92.22	0.001524840	0.14
FUEL, POWER & ELECTRICAL	PILOT THOMAS LOGISTICS LLC	216.33	0.001524840	0.33
FUEL, POWER & ELECTRICAL	PILOT THOMAS LOGISTICS LLC	68.51	0.001524840	0.10
FUEL, POWER & ELECTRICAL	PILOT THOMAS LOGISTICS LLC	56.94	0.001524840	0.09
FUEL, POWER & ELECTRICAL	PILOT THOMAS LOGISTICS LLC	75.70	0.001524840	0.12
FUEL, POWER & ELECTRICAL	PILOT THOMAS LOGISTICS LLC	93.52	0.001524840	0.14
FUEL, POWER & ELECTRICAL	PILOT THOMAS LOGISTICS LLC	234.50	0.001524840	0.36
FUEL, POWER & ELECTRICAL	PILOT THOMAS LOGISTICS LLC	175.65	0.001524840	0.27
FUEL, POWER & ELECTRICAL	PILOT THOMAS LOGISTICS LLC	126.43	0.001524840	0.19
FUEL, POWER & ELECTRICAL	PILOT THOMAS LOGISTICS LLC	186.95	0.001524840	0.29
FUEL, POWER & ELECTRICAL	PILOT THOMAS LOGISTICS LLC	148.43	0.001524840	0.23
LEASE MAINTENANCE	SUNDANCE SERVICES INC	42.92	0.001524840	0.07
LEASE MAINTENANCE	AMERICAN MILLENNIUM COR	18.32	0.001524840	0.03
LEASE MAINTENANCE	K&S OILFIELD SUPPLIES LLC	378.74	0.001524840	0.58
LEASE MAINTENANCE	K&S OILFIELD SUPPLIES LLC	39.89	0.001524840	0.06
LEASE MAINTENANCE	K&S OILFIELD SUPPLIES LLC	322.56	0.001524840	0.49
LEASE MAINTENANCE	K&S OILFIELD SUPPLIES LLC	491.23	0.001524840	0.75
LEASE MAINTENANCE	TURNCO ENTERPRISES LLC	356.25	0.001524840	0.54
LEASE MAINTENANCE	TURNCO ENTERPRISES LLC	190.00	0.001524840	0.29

## MEWBOURNE OIL COMPANY

TOM M RAGSDALE  
400 N SAM HOUSTON PARKWAY EAST  
SUITE 601  
HOUSTON, TX 77060

**INVOICE NO.:** 202004-17708  
**INVOICE DATE:** 4-30-2020  
**OWNER:** 035904-1  
**BILLING FOR:** April 2020

REFERENCE/DESCRIPTION OF CHARGES		GROSS CHARGES	WORKING INTEREST	NET CHARGE
LEASE MAINTENANCE	TURNCO ENTERPRISES LLC	127.50	0.001524840	0.19
LEASE MAINTENANCE	TURNCO ENTERPRISES LLC	95.00	0.001524840	0.14
LEASE MAINTENANCE	TURNCO ENTERPRISES LLC	142.50	0.001524840	0.22
LEASE MAINTENANCE	INGRAM PROFESSIONAL SERV	224.23	0.001524840	0.34
LEASE MAINTENANCE	TRINITY OILFIELD SERVICES &	1,366.74	0.001524840	2.08
LEASE MAINTENANCE	TRINITY OILFIELD SERVICES &	-1,366.74	0.001524840	-2.08
LEASE MAINTENANCE	TRINITY OILFIELD SERVICES &	1,366.74	0.001524840	2.08
LEASE MAINTENANCE	EP&S LLC	158.86	0.001524840	0.24
LEASE MAINTENANCE	EP&S LLC	2,362.46	0.001524840	3.60
LEASE MAINTENANCE	EP&S LLC	3,696.01	0.001524840	5.64
LEASE MAINTENANCE	EP&S LLC	140.15	0.001524840	0.21
LEASE MAINTENANCE	EP&S LLC	265.39	0.001524840	0.40
LEASE MAINTENANCE	AY TRUCKING INC	147.82	0.001524840	0.23
LEASE MAINTENANCE	AY TRUCKING INC	118.26	0.001524840	0.18
MISCELLANEOUS EQUIPMENT RENTAL	MEWBOURNE OIL COMPANY	260.40	0.001524840	0.40
PRIME MOVER MAINTENANCE	HR COMPRESSION & SERVICE	324.78	0.001524840	0.50
PUMPING	MEWBOURNE OIL COMPANY	850.00	0.001524840	1.30
PUMPING	MEWBOURNE OIL COMPANY	637.50	0.001524840	0.97
SALT WATER DISPOSAL	OWL SWD OPERATING LLC	20,595.79	0.001524840	31.41
SALT WATER DISPOSAL	OWL SWD OPERATING LLC	12,211.33	0.001524840	18.62
SALT WATER DISPOSAL	NGL WATER SOLUTIONS PERM	13,951.64	0.001524840	21.27
SALT WATER DISPOSAL	NGL WATER SOLUTIONS PERM	13,797.34	0.001524840	21.04
SALT WATER DISPOSAL	QATAR LLC	403.67	0.001524840	0.62
SALT WATER DISPOSAL	QATAR LLC	3,148.64	0.001524840	4.80
SALT WATER DISPOSAL	QATAR LLC	605.51	0.001524840	0.92
SALT WATER DISPOSAL	AY TRUCKING INC	1,042.17	0.001524840	1.59
SALT WATER DISPOSAL	DELAWARE ENERGY LLC	56.04	0.001524840	0.09
SALT WATER DISPOSAL	LIMESTONE BASIN PROPERTIE	803.78	0.001524840	1.23
TREATING,DEHYDRATION,METERING	JET LABORATORIES INC	39.52	0.001524840	0.06
Total Lease Operating Expense Cost		133,937.15		204.27
<u>Lease Operating Expense</u>				
OVERHEAD-FIXED RATE	MEWBOURNE OIL COMPANY	837.60	0.001500000	1.28
CHEMICALS-WATER TREATING	IMPERATIVE CHEMICAL PART	89.21	0.001524840	0.14
CHEMICALS-WATER TREATING	IMPERATIVE CHEMICAL PART	202.36	0.001524840	0.31
COMPANY SUPERVISION	MEWBOURNE OIL COMPANY	1,250.00	0.001524840	1.91
COMPANY SUPERVISION	MEWBOURNE OIL COMPANY	1,250.00	0.001524840	1.91
COMPANY SUPERVISION	MEWBOURNE OIL COMPANY	312.50	0.001524840	0.48
COMPANY SUPERVISION	MEWBOURNE OIL COMPANY	1,050.00	0.001524840	1.60
COMPRESSOR MAINTENANCE	G&A FABRICATION LLC	201.98	0.001524840	0.31
COMPRESSOR MAINTENANCE	G&A FABRICATION LLC	615.40	0.001524840	0.94
COMPRESSOR MAINTENANCE	G&A FABRICATION LLC	176.44	0.001524840	0.27

## MEWBOURNE OIL COMPANY

TOM M RAGSDALE  
400 N SAM HOUSTON PARKWAY EAST  
SUITE 601  
HOUSTON, TX 77060

**INVOICE NO.:** 202004-17708  
**INVOICE DATE:** 4-30-2020  
**OWNER:** 035904-1  
**BILLING FOR:** April 2020

REFERENCE/DESCRIPTION OF CHARGES		GROSS CHARGES	WORKING INTEREST	NET CHARGE
FUEL, POWER & ELECTRICAL	PILOT THOMAS LOGISTICS LLC	110.07	0.001524840	0.17
FUEL, POWER & ELECTRICAL	PILOT THOMAS LOGISTICS LLC	73.74	0.001524840	0.11
LEASE MAINTENANCE	SUNDANCE SERVICES INC	489.61	0.001524840	0.75
LEASE MAINTENANCE	K&S OILFIELD SUPPLIES LLC	308.62	0.001524840	0.47
LEASE MAINTENANCE	MPS ENTERPRISES INC	26.70	0.001524840	0.04
LEASE MAINTENANCE	GUNS UP SERVICES	112.67	0.001524840	0.17
LEASE MAINTENANCE	TURNCO ENTERPRISES LLC	190.00	0.001524840	0.29
LEASE MAINTENANCE	TURNCO ENTERPRISES LLC	142.50	0.001524840	0.22
LEASE MAINTENANCE	TURNCO ENTERPRISES LLC	213.75	0.001524840	0.33
LEASE MAINTENANCE	TURNCO ENTERPRISES LLC	213.75	0.001524840	0.33
LEASE MAINTENANCE	TURNCO ENTERPRISES LLC	237.50	0.001524840	0.36
LEASE MAINTENANCE	TURNCO ENTERPRISES LLC	217.82	0.001524840	0.33
LEASE MAINTENANCE	TURNCO ENTERPRISES LLC	380.00	0.001524840	0.58
LEASE MAINTENANCE	TURNCO ENTERPRISES LLC	380.00	0.001524840	0.58
LEASE MAINTENANCE	TURNCO ENTERPRISES LLC	118.75	0.001524840	0.18
LEASE MAINTENANCE	TURNCO ENTERPRISES LLC	106.25	0.001524840	0.16
LEASE MAINTENANCE	CRAIN HOT OIL SERVICE LLC	1,177.51	0.001524840	1.80
LEASE MAINTENANCE	EP&S LLC	106.72	0.001524840	0.16
LEASE MAINTENANCE	EP&S LLC	292.11	0.001524840	0.45
LEASE MAINTENANCE	EP&S LLC	112.36	0.001524840	0.17
LEASE MAINTENANCE	TANKLOGIX LLC	688.08	0.001524840	1.05
LEASE MAINTENANCE	TANKLOGIX LLC	192.14	0.001524840	0.29
LEASE MAINTENANCE	TANKLOGIX LLC	659.60	0.001524840	1.01
LEASE MAINTENANCE	AY TRUCKING INC	78.84	0.001524840	0.12
LEASE MAINTENANCE	AY TRUCKING INC	216.82	0.001524840	0.33
LEASE MAINTENANCE	AY TRUCKING INC	177.39	0.001524840	0.27
LEASE MAINTENANCE	AY TRUCKING INC	98.55	0.001524840	0.15
LEASE MAINTENANCE	AY TRUCKING INC	137.97	0.001524840	0.21
LEASE MAINTENANCE	LEGACY SAFETY AND CONSULTING	701.56	0.001524840	1.07
LEASE MAINTENANCE	LEGACY SAFETY AND CONSULTING	171.42	0.001524840	0.26
LEASE MAINTENANCE	MEWBOURNE OIL COMPANY	1,100.50	0.001524840	1.68
LEASE MAINTENANCE	MEWBOURNE OIL COMPANY	775.00	0.001524840	1.18
MISCELLANEOUS EQUIPMENT RENTAL	MEWBOURNE OIL COMPANY	260.40	0.001524840	0.40
PRIME MOVER MAINTENANCE	HR COMPRESSION & SERVICES	1,165.74	0.001524840	1.78
PROFESSIONAL SERVICES	PRICE ENERGY CONSULTING INC	75.00	0.001524840	0.11
PUMPING	MEWBOURNE OIL COMPANY	875.00	0.001524840	1.33
PUMPING	MEWBOURNE OIL COMPANY	656.25	0.001524840	1.00
SALT WATER DISPOSAL	OWL SWD OPERATING LLC	298.33	0.001524840	0.45
SALT WATER DISPOSAL	OWL SWD OPERATING LLC	198.01	0.001524840	0.30
SALT WATER DISPOSAL	OWL SWD OPERATING LLC	13.20	0.001524840	0.02
SALT WATER DISPOSAL	OWL SWD OPERATING LLC	21.12	0.001524840	0.03
SALT WATER DISPOSAL	NGL WATER SOLUTIONS PERM	4,777.47	0.001524840	7.28



## MEWBOURNE OIL COMPANY

TOM M RAGSDALE  
400 N SAM HOUSTON PARKWAY EAST  
SUITE 601  
HOUSTON, TX 77060

INVOICE NO.: 202004-17708

INVOICE DATE: 4-30-2020

OWNER: 035904-1

BILLING FOR: April 2020

REFERENCE/DESCRIPTION OF CHARGES	GROSS CHARGES	WORKING INTEREST	NET CHARGE
SALT WATER DISPOSAL AY TRUCKING INC	255.49	0.001524840	0.39
SALT WATER DISPOSAL AY TRUCKING INC	3,364.02	0.001524840	5.13
SALT WATER DISPOSAL LIMESTONE BASIN PROPERTIE	399.67	0.001524840	0.61
Total Lease Operating Expense Cost	28,353.49		43.25

Lease Operating Expense

CHEMICALS-WATER TREATING	IMPERATIVE CHEMICAL PART	264.66	0.001524840	0.40
COMPRESSOR MAINTENANCE	G&A FABRICATION LLC	179.39	0.001524840	0.27
COMPRESSOR MAINTENANCE	G&A FABRICATION LLC	178.78	0.001524840	0.27
COMPRESSOR MAINTENANCE	G&A FABRICATION LLC	164.77	0.001524840	0.25
COMPRESSOR MAINTENANCE	G&A FABRICATION LLC	69.16	0.001524840	0.11
COMPRESSOR MAINTENANCE	G&A FABRICATION LLC	187.20	0.001524840	0.29
COMPRESSOR RENTAL/SERVICES	GRAVITY OILFIELD SERVICES	74.88	0.001524840	0.11
COMPRESSOR RENTAL/SERVICES	GRAVITY OILFIELD SERVICES	74.88	0.001524840	0.11
COMPRESSOR RENTAL/SERVICES	GRAVITY OILFIELD SERVICES	805.08	0.001524840	1.23
COMPRESSOR RENTAL/SERVICES	GRAVITY OILFIELD SERVICES	753.14	0.001524840	1.15
COMPRESSOR RENTAL/SERVICES	GRAVITY OILFIELD SERVICES	70.06	0.001524840	0.11
COMPRESSOR RENTAL/SERVICES	GRAVITY OILFIELD SERVICES	322.22	0.001524840	0.49
COMPRESSOR RENTAL/SERVICES	GRAVITY OILFIELD SERVICES	74.88	0.001524840	0.11
LEASE MAINTENANCE	CUSTOM WELDING OF HOBBS	74.43	0.001524840	0.11
LEASE MAINTENANCE	CUSTOM WELDING OF HOBBS	225.30	0.001524840	0.34
LEASE MAINTENANCE	BAKER HUGHES OILFIELD	56.24	0.001524840	0.09
LEASE MAINTENANCE	BAKER HUGHES OILFIELD	89.09	0.001524840	0.14
LEASE MAINTENANCE	GARNER PUMP & SUPPLY INC	266.49	0.001524840	0.41
LEASE MAINTENANCE	AMERICAN MILLENNIUM COR	17.61	0.001524840	0.03
LEASE MAINTENANCE	THE GASCO MANUFACTURING	172.69	0.001524840	0.26
LEASE MAINTENANCE	KEYSTONE PUMP & SUPPLY LI	64.81	0.001524840	0.10
LEASE MAINTENANCE	K&S OILFIELD SUPPLIES LLC	125.56	0.001524840	0.19
LEASE MAINTENANCE	TURNCO ENTERPRISES LLC	47.50	0.001524840	0.07
LEASE MAINTENANCE	TURNCO ENTERPRISES LLC	23.75	0.001524840	0.04
LEASE MAINTENANCE	TURNCO ENTERPRISES LLC	95.00	0.001524840	0.14
LEASE MAINTENANCE	TURNCO ENTERPRISES LLC	137.50	0.001524840	0.21
LEASE MAINTENANCE	TURNCO ENTERPRISES LLC	71.25	0.001524840	0.11
LEASE MAINTENANCE	TURNCO ENTERPRISES LLC	47.50	0.001524840	0.07
LEASE MAINTENANCE	TURNCO ENTERPRISES LLC	166.25	0.001524840	0.25
LEASE MAINTENANCE	INGRAM PROFESSIONAL SERV	2,066.79	0.001524840	3.15
LEASE MAINTENANCE	INGRAM PROFESSIONAL SERV	93.23	0.001524840	0.14
LEASE MAINTENANCE	INGRAM PROFESSIONAL SERV	108.77	0.001524840	0.17
LEASE MAINTENANCE	EP&S LLC	658.28	0.001524840	1.00
LEASE MAINTENANCE	WILDCAT PUMP & ENGINE REI	1,122.11	0.001524840	1.71
LEASE MAINTENANCE	MEWBOURNE OIL COMPANY	193.75	0.001524840	0.30
LEASE MAINTENANCE	MEWBOURNE OIL COMPANY	193.75	0.001524840	0.30

## MEWBOURNE OIL COMPANY

TOM M RAGSDALE  
400 N SAM HOUSTON PARKWAY EAST  
SUITE 601  
HOUSTON, TX 77060

INVOICE NO.: 202004-17708  
INVOICE DATE: 4-30-2020  
OWNER: 035904-1  
BILLING FOR: April 2020

REFERENCE/DESCRIPTION OF CHARGES		GROSS CHARGES	WORKING INTEREST	NET CHARGE
MISCELLANEOUS EQUIPMENT RENTAL	MEWBOURNE OIL COMPANY	260.40	0.001524840	0.40
OVERHEAD-FIXED RATE	MEWBOURNE OIL COMPANY	881.16	0.001524840	1.34
PROFESSIONAL SERVICES	PRICE ENERGY CONSULTING I	75.00	0.001524840	0.11
PUMPING	MEWBOURNE OIL COMPANY	875.00	0.001524840	1.33
PUMPING	MEWBOURNE OIL COMPANY	656.25	0.001524840	1.00
SALT WATER DISPOSAL	OWL SWD OPERATING LLC	12,431.61	0.001524840	18.96
SALT WATER DISPOSAL	LIMESTONE BASIN PROPERTIE	818.28	0.001524840	1.25
SITE RESTORATION & EXCAVATION	TRINITY OILFIELD SERVICES &	4,125.52	0.001524840	6.29
Total Lease Operating Expense Cost		29,459.97		44.91
<b>62959000-30 SUBTOTAL</b>		<b>311,051.19</b>	<b>474.41</b>	
<b>PROPERTY 62959000 TOTAL</b>		<b>3,298,858.37</b>	<b>5,030.35</b>	
<b>PROPERTY: 72185000 72185000-10 CREEDENCE 21/16 W0FC ST COM 4H</b>				
<u>Intangible Well Cost</u>				
OVERHEAD FIXED RATE	MEWBOURNE OIL COMPANY	-1,290.32	0.006363620	-8.21
OVERHEAD FIXED RATE	MEWBOURNE OIL COMPANY	1,290.32	0.006363620	8.21
Total Intangible Well Cost Cost		0.00		0.00
<u>Intangible Well Cost</u>				
EQUIPMENT RENTAL	STONE RENTALS II LLC	4,719.00	0.006363620	30.03
LOCATION RESTORATION	NOVA TRUCKING LLC	6,451.72	0.006363620	41.06
MUD	NOVA TRUCKING LLC	2,282.76	0.006363620	14.53
MUD	NOVA TRUCKING LLC	1,276.90	0.006363620	8.13
MUD	TDJ OILFIELD SERVICES LLC	11,258.90	0.006363620	71.65
MUD	BCNC OILFIELD SERVICES LLC	3,700.14	0.006363620	23.55
RIG MOBILIZATION	WILBANKS TRUCKING SERVIC	39,875.00	0.006363620	253.75
Total Intangible Well Cost Cost		69,564.42		442.70
<b>72185000-10 SUBTOTAL</b>		<b>69,564.42</b>	<b>442.70</b>	
<b>PROPERTY: 72185000 72185000-20 CREEDENCE 21/16 W0FC ST COM 4H</b>				
<u>Intangible Well Cost</u>				
COMPANY SUPERVISION	MEWBOURNE OIL COMPANY	3,125.00	0.006363620	19.89
LOCATION RESTORATION	TRIPLE T'S LINING LLC	4,146.98	0.006363620	26.39
OVERHEAD FIXED RATE	MEWBOURNE OIL COMPANY	4,095.22	0.006363620	26.06
TESTING	MAN WELDING SERVICE	942.90	0.006363620	6.00
WELDING & CONSTRUCTION	MEWBOURNE OIL COMPANY	2,325.00	0.006363620	14.80
Total Intangible Well Cost Cost		14,635.10		93.14
<u>Equipment Beyond Wellhead</u>				
CATHODIC PROTECTION	TANKLOGIX LLC	5,249.27	0.006363620	33.40
MISC. VALVES & FITTINGS	KEYSTONE PUMP & SUPPLY LI	2,062.15	0.006363620	13.12
MISC. VALVES & FITTINGS	TRIPLE T'S LINING LLC	1,668.84	0.006363620	10.62

## MEWBOURNE OIL COMPANY

TOM M RAGSDALE  
400 N SAM HOUSTON PARKWAY EAST  
SUITE 601  
HOUSTON, TX 77060

INVOICE NO.: 202004-17708  
INVOICE DATE: 4-30-2020  
OWNER: 035904-1  
BILLING FOR: April 2020

REFERENCE/DESCRIPTION OF CHARGES		GROSS CHARGES	WORKING INTEREST	NET CHARGE
MISC. VALVES & FITTINGS	MPS ENTERPRISES INC	486.51	0.006363620	3.10
MISC. VALVES & FITTINGS	MPS ENTERPRISES INC	83.58	0.006363620	0.53
MISC. VALVES & FITTINGS	MPS ENTERPRISES INC	47.10	0.006363620	0.30
PRODUCTION EQUIP INSTALLATION	7B ROUSTABOUT LLC	1,668.75	0.006363620	10.62
PRODUCTION EQUIP INSTALLATION	7B ROUSTABOUT LLC	1,320.00	0.006363620	8.40
PRODUCTION EQUIP INSTALLATION	7B ROUSTABOUT LLC	440.00	0.006363620	2.80
PRODUCTION EQUIP INSTALLATION	7B ROUSTABOUT LLC	4,657.50	0.006363620	29.64
PRODUCTION EQUIP INSTALLATION	7B ROUSTABOUT LLC	3,600.00	0.006363620	22.91
PRODUCTION EQUIP INSTALLATION	7B ROUSTABOUT LLC	2,252.50	0.006363620	14.33
PRODUCTION EQUIP INSTALLATION	7B ROUSTABOUT LLC	4,015.00	0.006363620	25.55
PRODUCTION EQUIP INSTALLATION	7B ROUSTABOUT LLC	4,895.00	0.006363620	31.15
PRODUCTION EQUIP INSTALLATION	7B ROUSTABOUT LLC	4,955.00	0.006363620	31.53
PRODUCTION EQUIP INSTALLATION	7B ROUSTABOUT LLC	1,695.00	0.006363620	10.79
PRODUCTION EQUIP INSTALLATION	7B ROUSTABOUT LLC	1,751.25	0.006363620	11.14
PRODUCTION EQUIP INSTALLATION	7B ROUSTABOUT LLC	2,330.00	0.006363620	14.83
PRODUCTION EQUIP INSTALLATION	MCCULLAR AND SON'S WELDI	1,272.05	0.006363620	8.09
PRODUCTION EQUIP INSTALLATION	MCCULLAR AND SON'S WELDI	1,817.22	0.006363620	11.56
PRODUCTION EQUIP INSTALLATION	JUSTIN WILSON	296.14	0.006363620	1.88
PRODUCTION EQUIP INSTALLATION	JUSTIN WILSON	296.14	0.006363620	1.88
PRODUCTION EQUIP INSTALLATION	TRINITY OILFIELD SERVICES &	1,499.32	0.006363620	9.54
PRODUCTION EQUIP INSTALLATION	LEGACY ARTIFICIAL LIFT SOL	1,909.28	0.006363620	12.15
SEPARATION EQUIPMENT	VAPROX LLC	9,931.93	0.006363620	63.20
SEPARATION EQUIPMENT	VAPROX LLC	9,931.93	0.006363620	63.20
SURFACE PUMPS & PRIME MOVERS	VAPROX LLC	5,118.25	0.006363620	32.57
SURFACE PUMPS & PRIME MOVERS	AUTOMATED WELLHEAD COM	26,383.62	0.006363620	167.90
Total Equipment Beyond Wellhead Cost		101,633.33		646.73
<b>72185000-20 SUBTOTAL</b>		<b>116,268.43</b>	<b>739.87</b>	
<b>PROPERTY: 72185000 72185000-30 CREEDENCE 21/16 W0FC ST COM 4H</b>				
<u>Lease Operating Expense</u>				
COMPRESSOR MAINTENANCE	AUTOMATED WELLHEAD COM	111.26	0.006363620	0.71
Total Lease Operating Expense Cost		111.26		0.71
<b>72185000-30 SUBTOTAL</b>		<b>111.26</b>	<b>0.71</b>	
<b>PROPERTY 72185000 TOTAL</b>		<b>185,944.11</b>	<b>1,183.28</b>	
<b>72185000PREPAYMENTS</b>				<b>-1,183.28</b>
<b>PROPERTY: 72186000 72186000-10 CREEDENCE 21/16 W1FC ST COM 3H</b>				
<u>Intangible Well Cost</u>				
EQUIPMENT RENTAL	DUKE OILFIELD SERVICES LLC	2,658.60	0.006363620	16.92
EQUIPMENT RENTAL	DUKE OILFIELD SERVICES LLC	627.73	0.006363620	3.99
EQUIPMENT RENTAL	STONE RENTALS II LLC	3,646.50	0.006363620	23.20

## MEWBOURNE OIL COMPANY

TOM M RAGSDALE  
400 N SAM HOUSTON PARKWAY EAST  
SUITE 601  
HOUSTON, TX 77060

INVOICE NO.: 202004-17708  
INVOICE DATE: 4-30-2020  
OWNER: 035904-1  
BILLING FOR: April 2020

REFERENCE/DESCRIPTION OF CHARGES		GROSS CHARGES	WORKING INTEREST	NET CHARGE
EQUIPMENT RENTAL	BLACK DIAMOND OILFIELD RI	1,168.75	0.006363620	7.44
LOCATION RESTORATION	DUKE OILFIELD SERVICES LLC	3,244.13	0.006363620	20.64
LOCATION RESTORATION	DUKE OILFIELD SERVICES LLC	5,380.50	0.006363620	34.24
LOCATION RESTORATION	NOVA TRUCKING LLC	6,451.62	0.006363620	41.06
LOCATION RESTORATION	DELAWARE ENERGY LLC	882.63	0.006363620	5.62
MUD	NOVA TRUCKING LLC	2,282.76	0.006363620	14.53
MUD	NOVA TRUCKING LLC	1,276.87	0.006363620	8.13
MUD	TDJ OILFIELD SERVICES LLC	11,258.87	0.006363620	71.65
MUD	BCNC OILFIELD SERVICES LLC	3,700.12	0.006363620	23.55
RIG MOBILIZATION	WILBANKS TRUCKING SERVIC	39,875.00	0.006363620	253.75
WATER AND OTHER	DUKE OILFIELD SERVICES LLC	1,193.21	0.006363620	7.59
Total Intangible Well Cost Cost		83,647.29		532.31
<u>Tangible Well Cost</u>				
CASING (6.1" - 8.0")	SOONER PIPE LLC	-12,898.90	0.006363620	-82.08
Total Tangible Well Cost Cost		-12,898.90		-82.08
<b>72186000-10 SUBTOTAL</b>		<b>70,748.39</b>	<b>450.23</b>	
<b>PROPERTY: 72186000 72186000-20 CREEDENCE 21/16 W1FC ST COM 3H</b>				
<u>Intangible Well Cost</u>				
COMPANY SUPERVISION	MEWBOURNE OIL COMPANY	3,125.00	0.006363620	19.89
LOCATION RESTORATION	TRIPLE T'S LINING LLC	4,147.00	0.006363620	26.39
OVERHEAD FIXED RATE	MEWBOURNE OIL COMPANY	4,095.23	0.006363620	26.06
TESTING	MAN WELDING SERVICE	942.91	0.006363620	6.00
WELDING & CONSTRUCTION	MEWBOURNE OIL COMPANY	2,325.00	0.006363620	14.80
Total Intangible Well Cost Cost		14,635.14		93.14
<u>Tangible Well Cost</u>				
CASING (4.1" - 6.0")	SOONER PIPE LLC	-2,763.97	0.006363620	-17.59
Total Tangible Well Cost Cost		-2,763.97		-17.59
<u>Equipment Beyond Wellhead</u>				
CATHODIC PROTECTION	TANKLOGIX LLC	5,249.29	0.006363620	33.40
MISC. VALVES & FITTINGS	KEYSTONE PUMP & SUPPLY LI	2,062.16	0.006363620	13.12
MISC. VALVES & FITTINGS	TRIPLE T'S LINING LLC	1,668.85	0.006363620	10.62
MISC. VALVES & FITTINGS	MPS ENTERPRISES INC	486.52	0.006363620	3.10
MISC. VALVES & FITTINGS	MPS ENTERPRISES INC	83.58	0.006363620	0.53
MISC. VALVES & FITTINGS	MPS ENTERPRISES INC	47.12	0.006363620	0.30
PRODUCTION EQUIP INSTALLATION	7B ROUSTABOUT LLC	1,668.75	0.006363620	10.62
PRODUCTION EQUIP INSTALLATION	7B ROUSTABOUT LLC	1,320.00	0.006363620	8.40
PRODUCTION EQUIP INSTALLATION	7B ROUSTABOUT LLC	440.00	0.006363620	2.80
PRODUCTION EQUIP INSTALLATION	7B ROUSTABOUT LLC	4,657.50	0.006363620	29.64
PRODUCTION EQUIP INSTALLATION	7B ROUSTABOUT LLC	3,600.00	0.006363620	22.91
PRODUCTION EQUIP INSTALLATION	7B ROUSTABOUT LLC	2,252.50	0.006363620	14.33

## MEWBOURNE OIL COMPANY

TOM M RAGSDALE  
400 N SAM HOUSTON PARKWAY EAST  
SUITE 601  
HOUSTON, TX 77060

INVOICE NO.: 202004-17708  
INVOICE DATE: 4-30-2020  
OWNER: 035904-1  
BILLING FOR: April 2020

REFERENCE/DESCRIPTION OF CHARGES		GROSS CHARGES	WORKING INTEREST	NET CHARGE
PRODUCTION EQUIP INSTALLATION	7B ROUSTABOUT LLC	4,015.00	0.006363620	25.55
PRODUCTION EQUIP INSTALLATION	7B ROUSTABOUT LLC	4,895.00	0.006363620	31.15
PRODUCTION EQUIP INSTALLATION	7B ROUSTABOUT LLC	4,955.00	0.006363620	31.53
PRODUCTION EQUIP INSTALLATION	7B ROUSTABOUT LLC	1,695.00	0.006363620	10.79
PRODUCTION EQUIP INSTALLATION	7B ROUSTABOUT LLC	1,751.25	0.006363620	11.14
PRODUCTION EQUIP INSTALLATION	7B ROUSTABOUT LLC	2,330.00	0.006363620	14.83
PRODUCTION EQUIP INSTALLATION	MCCULLAR AND SON'S WELDI	1,272.07	0.006363620	8.10
PRODUCTION EQUIP INSTALLATION	MCCULLAR AND SON'S WELDI	1,817.25	0.006363620	11.56
PRODUCTION EQUIP INSTALLATION	JUSTIN WILSON	296.12	0.006363620	1.88
PRODUCTION EQUIP INSTALLATION	JUSTIN WILSON	296.12	0.006363620	1.88
PRODUCTION EQUIP INSTALLATION	TRINITY OILFIELD SERVICES &	1,499.30	0.006363620	9.54
PRODUCTION EQUIP INSTALLATION	LEGACY ARTIFICIAL LIFT SOL	1,909.27	0.006363620	12.15
SEPARATION EQUIPMENT	VAPROX LLC	9,931.94	0.006363620	63.20
SEPARATION EQUIPMENT	VAPROX LLC	9,931.94	0.006363620	63.20
SURFACE PUMPS & PRIME MOVERS	VAPROX LLC	5,118.24	0.006363620	32.57
SURFACE PUMPS & PRIME MOVERS	AUTOMATED WELLHEAD CON	26,383.61	0.006363620	167.90
Total Equipment Beyond Wellhead Cost		101,633.38		646.74
<b>72186000-20 SUBTOTAL</b>		<b>113,504.55</b>	<b>722.29</b>	
<b>PROPERTY: 72186000 72186000-30 CREEDENCE 21/16 W1FC ST COM 3H</b>				
<u>Lease Operating Expense</u>				
COMPRESSOR MAINTENANCE	AUTOMATED WELLHEAD CON	111.25	0.006363620	0.71
Total Lease Operating Expense Cost		111.25		0.71
<b>72186000-30 SUBTOTAL</b>		<b>111.25</b>	<b>0.71</b>	
<b>PROPERTY 72186000 TOTAL</b>		<b>184,364.19</b>	<b>1,173.23</b>	
<b>72186000PREPAYMENTS</b>				<b>-1,173.23</b>



## MEWBOURNE OIL COMPANY

MEWBOURNE OIL COMPANY  
P O BOX 7698  
TYLER, TX 75711-7698

TOM M RAGSDALE  
400 N SAM HOUSTON PARKWAY EAST  
SUITE 601  
HOUSTON, TX 77060

INVOICE NO.: 202003-15084

INVOICE DATE: 3-31-2020

OWNER: 035904-1

BILLING FOR: March 2020

BALANCE FORWARD

66,556.94

CURRENT PERIOD ADJUSTMENT					AMOUNT
					0.00
CURRENT CHARGES					GROSS INTEREST NET
62390000 - PRONGHORN 15 B3BO FED COM 1H	TIER : 20	818.48	0.0683747500	55.96	
62390000 - PRONGHORN 15 B3BO FED COM 1H	TIER : 30	36,004.61	0.0683747500	2,461.82	
62391000 - PRONGHORN 15 B3CN FED COM 1H	TIER : 20	409.22	0.0683747500	27.98	
62391000 - PRONGHORN 15 B3CN FED COM 1H	TIER : 30	17,450.71	0.0683747500	1,193.20	
62392000 - PRONGHORN 15 B3DM FED COM 1H	TIER : 20	682.05	0.0683747500	46.63	
62392000 - PRONGHORN 15 B3DM FED COM 1H	TIER : 30	36,251.70	0.0683747500	2,478.70	
62774000 - IBEX 10 B3MD FED COM 1H	TIER : 20	1,977.99	0.0527536400	104.35	
62774000 - IBEX 10 B3MD FED COM 1H	TIER : 30	33,480.95	0.0527536400	1,766.28	
62775000 - IBEX 10 B3NC FED COM 1H	TIER : 20	-2,456.94	0.0527536400	-129.61	
62775000 - IBEX 10 B3NC FED COM 1H	TIER : 30	42,936.85	0.0527536400	2,265.13	
62776000 - IBEX 10 B3OB FED COM 1H	TIER : 10	-1,345.46	0.0322507100	-43.39	
62776000 - IBEX 10 B3OB FED COM 1H	TIER : 10	-72,181.43	0.0310932000	-2,139.52	
62776000 - IBEX 10 B3OB FED COM 1H	TIER : 20	-111,966.74	0.0322507100	-3,610.99	
62776000 - IBEX 10 B3OB FED COM 1H	TIER : 20	-150,766.56	0.0310932000	-4,311.58	
62776000 - IBEX 10 B3OB FED COM 1H	TIER : 30	170,051.10	0.0323000000	5,484.19	
62776000 - IBEX 10 B3OB FED COM 1H	TIER : 30	-654,772.80	0.0311000000	-19,619.56	
62776000 - IBEX 10 B3OB FED COM 1H	TIER : 9110	-2,979,354.39	0.0296674500	-88,389.83	
62776000 - IBEX 10 B3OB FED COM 1H	TIER : 9120	-3,745,864.21	0.0296674500	-111,130.16	
62776000 - IBEX 10 B3OB FED COM 1H	TIER : 9130	-75,872.13	0.0296674500	-2,250.95	
62776000 - IBEX 10 B3OB FED COM 1H	TIER : 9210	2,979,354.39	0.0310932000	92,637.55	
62776000 - IBEX 10 B3OB FED COM 1H	TIER : 9211	73,526.89	0.0310932000	2,286.19	
62776000 - IBEX 10 B3OB FED COM 1H	TIER : 9220	3,745,864.21	0.0310932000	116,470.82	
62776000 - IBEX 10 B3OB FED COM 1H	TIER : 9221	263,847.37	0.0310932000	8,203.85	
62776000 - IBEX 10 B3OB FED COM 1H	TIER : 9230	75,872.13	0.0310932000	2,359.12	
62776000 - IBEX 10 B3OB FED COM 1H	TIER : 9231	511,154.82	0.0310932000	15,893.41	
62906000 - GAZELLE 22 B2MD FED COM 2H	TIER : 20	591.13	0.1954981900	115.56	
62906000 - GAZELLE 22 B2MD FED COM 2H	TIER : 30	27,388.05	0.1954981900	5,354.28	
62907000 - GAZELLE 22 B2NC FED COM 2H	TIER : 20	2,500.92	0.0015248400	3.81	
62907000 - GAZELLE 22 B2NC FED COM 2H	TIER : 30	54,668.11	0.0015248400	83.33	
62915000 - CREEDENCE 21/16 W0ED ST COM 2H	TIER : 20	4,879.13	0.0063636200	31.05	
62915000 - CREEDENCE 21/16 W0ED ST COM 2H	TIER : 30	131,376.34	0.0063636200	836.11	
62916000 - CREEDENCE 21/16 W1ED ST COM 1H	TIER : 20	4,879.12	0.0063636200	31.05	
62916000 - CREEDENCE 21/16 W1ED ST COM 1H	TIER : 30	136,882.48	0.0063636200	871.13	
62958000 - GAZELLE 22 B3MD FED COM 1H	TIER : 20	818.46	0.1954981900	160.00	
62958000 - GAZELLE 22 B3MD FED COM 1H	TIER : 30	23,650.26	0.1954981900	4,623.60	
62959000 - GAZELLE 22 B3NC FED COM 1H	TIER : 20	2,675.54	0.0015248400	4.08	
62959000 - GAZELLE 22 B3NC FED COM 1H	TIER : 30	45,303.62	0.0015248400	69.04	
72185000 - CREEDENCE 21/16 W0FC ST COM 4H	TIER : 10	15,233.02	0.0063636200	96.94	
72185000 - CREEDENCE 21/16 W0FC ST COM 4H	TIER : 20	191,208.91	0.0063636200	1,216.77	
72186000 - CREEDENCE 21/16 W1FC ST COM 3H	TIER : 10	804,624.88	0.0063636200	5,120.29	
72186000 - CREEDENCE 21/16 W1FC ST COM 3H	TIER : 20	190,983.25	0.0063636200	1,215.33	
TOTAL CURRENT CHARGES		1,832,766.03		41,941.96	

## MEWBOURNE OIL COMPANY

TOM M RAGSDALE  
400 N SAM HOUSTON PARKWAY EAST  
SUITE 601  
HOUSTON, TX 77060

INVOICE NO.: 202003-15084  
INVOICE DATE: 3-31-2020  
OWNER: 035904-1  
BILLING FOR: March 2020

**APPLIED ADVANCES**

62774000 - IBEX 10 B3MD FED COM 1H	-1,223.79
62915000 - CREEDENCE 21/16 W0ED ST COM 2H	-867.16
62916000 - CREEDENCE 21/16 W1ED ST COM 1H	-902.18
72185000 - CREEDENCE 21/16 W0FC ST COM 4H	-1,313.71
72186000 - CREEDENCE 21/16 W1FC ST COM 3H	-6,335.62
<b>APPLIED ADVANCES TOTAL</b>	<b>-10,642.46</b>

**INVOICE TOTAL****31,299.50****OUTSTANDING BALANCE****97,856.44**

PLEASE INDICATE INVOICE# 202003-15084  
AND ACCOUNT# 035904-1  
ON REMITTANCE  
PAYMENT DUE 15 DAYS AFTER RECEIPT OF INVOICE PAYABLE IN US DOLLARS

FOR INQUIRIES, PLEASE CONTACT (903) 561-2900

## MEWBOURNE OIL COMPANY

TOM M RAGSDALE  
400 N SAM HOUSTON PARKWAY EAST  
SUITE 601  
HOUSTON, TX 77060

**INVOICE NO.:** 202003-15084  
**INVOICE DATE:** 3-31-2020  
**OWNER:** 035904-1  
**BILLING FOR:** March 2020

REFERENCE/DESCRIPTION OF CHARGES		GROSS CHARGES	WORKING INTEREST	NET CHARGE
<b>PROPERTY: 62390000 62390000-20 PRONGHORN 15 B3BO FED COM 1H</b>				
<u>Equipment Beyond Wellhead</u>				
ELECTRICAL INSTALLATIONS	INGRAM PROFESSIONAL SERV	19.35	0.068374750	1.32
ELECTRICAL INSTALLATIONS	INGRAM PROFESSIONAL SERV	799.13	0.068374750	54.64
Total Equipment Beyond Wellhead Cost		818.48		55.96
<b>62390000-20 SUBTOTAL</b>		<b>818.48</b>	<b>55.96</b>	
<b>PROPERTY: 62390000 62390000-30 PRONGHORN 15 B3BO FED COM 1H</b>				
<u>Lease Operating Expense</u>				
CHEMICALS-WATER TREATING	IMPERATIVE CHEMICAL PART	464.50	0.068374750	31.76
COMPANY SUPERVISION	MEWBOURNE OIL COMPANY	1,250.00	0.068374750	85.47
COMPRESSOR RENTAL/SERVICES	R360 ENVIRONMENTAL SOLUT	273.46	0.068374750	18.70
COMPRESSOR RENTAL/SERVICES	BASELINE ENERGY SERVICES	59.92	0.068374750	4.10
COMPRESSOR RENTAL/SERVICES	TOTAL OPERATIONS & PRODU	4,980.04	0.068374750	340.51
COMPRESSOR RENTAL/SERVICES	TOTAL OPERATIONS & PRODU	4,980.04	0.068374750	340.51
CONTRACT SUPERVISION	PACE OILFIELD SERVICES INC	291.53	0.068374750	19.93
CONTRACT SUPERVISION	PACE OILFIELD SERVICES INC	291.53	0.068374750	19.93
CONTRACT SUPERVISION	PACE OILFIELD SERVICES INC	291.53	0.068374750	19.93
CONTRACT SUPERVISION	PACE OILFIELD SERVICES INC	187.35	0.068374750	12.81
CONTRACT SUPERVISION	PACE OILFIELD SERVICES INC	160.56	0.068374750	10.98
CONTRACT SUPERVISION	PACE OILFIELD SERVICES INC	291.53	0.068374750	19.93
CONTRACT SUPERVISION	PACE OILFIELD SERVICES INC	269.81	0.068374750	18.45
CONTRACT SUPERVISION	PACE OILFIELD SERVICES INC	235.48	0.068374750	16.10
CONTRACT SUPERVISION	PACE OILFIELD SERVICES INC	43.43	0.068374750	2.97
CONTRACT SUPERVISION	PACE OILFIELD SERVICES INC	38.47	0.068374750	2.63
CONTRACT SUPERVISION	PACE OILFIELD SERVICES INC	36.79	0.068374750	2.52
CONTRACT SUPERVISION	PACE OILFIELD SERVICES INC	348.59	0.068374750	23.84
FUEL, POWER & ELECTRICAL	XCEL ENERGY	3,397.21	0.068374750	232.28
FUEL, POWER & ELECTRICAL	XCEL ENERGY	3,637.56	0.068374750	248.72
FUEL, POWER & ELECTRICAL	PILOT THOMAS LOGISTICS LL	29.65	0.068374750	2.03
FUEL, POWER & ELECTRICAL	PILOT THOMAS LOGISTICS LL	27.48	0.068374750	1.88
FUEL, POWER & ELECTRICAL	PILOT THOMAS LOGISTICS LL	125.78	0.068374750	8.60
FUEL, POWER & ELECTRICAL	PILOT THOMAS LOGISTICS LL	38.01	0.068374750	2.60
LEASE MAINTENANCE	BAKER HUGHES OILFIELD	596.25	0.068374750	40.77
LEASE MAINTENANCE	GARNER PUMP & SUPPLY INC	414.87	0.068374750	28.37
LEASE MAINTENANCE	AMERICAN MILLENNIUM COR	25.70	0.068374750	1.76
LEASE MAINTENANCE	7B ROUSTABOUT LLC	1,105.00	0.068374750	75.55
LEASE MAINTENANCE	7B ROUSTABOUT LLC	195.00	0.068374750	13.33
LEASE MAINTENANCE	K&S OILFIELD SUPPLIES LLC	64.81	0.068374750	4.43
LEASE MAINTENANCE	TURNCO ENTERPRISES LLC	142.50	0.068374750	9.74
LEASE MAINTENANCE	TURNCO ENTERPRISES LLC	66.50	0.068374750	4.55
LEASE MAINTENANCE	INGRAM PROFESSIONAL SERV	413.16	0.068374750	28.25

## MEWBOURNE OIL COMPANY

Page 4

TOM M RAGSDALE  
400 N SAM HOUSTON PARKWAY EAST  
SUITE 601  
HOUSTON, TX 77060

**INVOICE NO.:** 202003-15084  
**INVOICE DATE:** 3-31-2020  
**OWNER:** 035904-1  
**BILLING FOR:** March 2020

REFERENCE/DESCRIPTION OF CHARGES		GROSS CHARGES	WORKING INTEREST	NET CHARGE
LEASE MAINTENANCE	TRINITY OILFIELD SERVICES &	237.37	0.068374750	16.23
LEASE MAINTENANCE	EP&S LLC	6.10	0.068374750	0.42
LEASE MAINTENANCE	EP&S LLC	37.27	0.068374750	2.55
LEASE MAINTENANCE	MEWBOURNE OIL COMPANY	255.75	0.068374750	17.49
LEASE MAINTENANCE	MEWBOURNE OIL COMPANY	193.75	0.068374750	13.25
MISCELLANEOUS EQUIPMENT RENTAL	MEWBOURNE OIL COMPANY	243.60	0.068374750	16.65
MISCELLANEOUS EQUIPMENT RENTAL	TRINITY OILFIELD SERVICES &	253.31	0.068374750	17.32
MISCELLANEOUS EQUIPMENT RENTAL	TRINITY OILFIELD SERVICES &	64.93	0.068374750	4.44
OVERHEAD-FIXED RATE	MEWBOURNE OIL COMPANY	813.96	0.068374750	55.65
PUMPING	MEWBOURNE OIL COMPANY	875.00	0.068374750	59.83
PUMPING	MEWBOURNE OIL COMPANY	656.25	0.068374750	44.87
SALT WATER DISPOSAL	OWL SWD OPERATING LLC	2,300.07	0.068374750	157.27
SALT WATER DISPOSAL	OWL SWD OPERATING LLC	2,491.49	0.068374750	170.35
SALT WATER DISPOSAL	NGL WATER SOLUTIONS PERM	1,591.75	0.068374750	108.84
SALT WATER DISPOSAL	LIMESTONE BASIN PROPERTIE	163.99	0.068374750	11.21
SITE RESTORATION & EXCAVATION	R360 ENVIRONMENTAL SOLU	40.11	0.068374750	2.74
SITE RESTORATION & EXCAVATION	HALL ENVIRONMENTAL ANAI	14.56	0.068374750	1.00
TREATING,DEHYDRATION,METERING	MEWBOURNE OIL COMPANY-I	750.00	0.068374750	51.28
TREATING,DEHYDRATION,METERING	PRO-KEM INC	241.31	0.068374750	16.50
Total Lease Operating Expense Cost		36,004.61		2,461.82
<b>62390000-30 SUBTOTAL</b>		<b>36,004.61</b>	<b>2,461.82</b>	
<b>PROPERTY 62390000 TOTAL</b>		<b>36,823.09</b>	<b>2,517.78</b>	
<b>PROPERTY: 62391000 62391000-20 PRONGHORN 15 B3CN FED COM 1H</b>				
<u>Equipment Beyond Wellhead</u>				
ELECTRICAL INSTALLATIONS	INGRAM PROFESSIONAL SERV	9.68	0.068374750	0.66
ELECTRICAL INSTALLATIONS	INGRAM PROFESSIONAL SERV	399.54	0.068374750	27.32
Total Equipment Beyond Wellhead Cost		409.22		27.98
<b>62391000-20 SUBTOTAL</b>		<b>409.22</b>	<b>27.98</b>	
<b>PROPERTY: 62391000 62391000-30 PRONGHORN 15 B3CN FED COM 1H</b>				
<u>Lease Operating Expense</u>				
CHEMICALS-WATER TREATING	IMPERATIVE CHEMICAL PART	166.83	0.068374750	11.41
CHEMICALS-WATER TREATING	IMPERATIVE CHEMICAL PART	261.69	0.068374750	17.89
COMPANY SUPERVISION	MEWBOURNE OIL COMPANY	1,250.00	0.068374750	85.47
COMPRESSOR MAINTENANCE	G&A FABRICATION LLC	64.99	0.068374750	4.45
COMPRESSOR RENTAL/SERVICES	R360 ENVIRONMENTAL SOLU	136.73	0.068374750	9.35
COMPRESSOR RENTAL/SERVICES	BASELINE ENERGY SERVICES	20.80	0.068374750	1.42
CONTRACT SUPERVISION	PACE OILFIELD SERVICES INC	291.52	0.068374750	19.93
CONTRACT SUPERVISION	PACE OILFIELD SERVICES INC	291.52	0.068374750	19.93
CONTRACT SUPERVISION	PACE OILFIELD SERVICES INC	291.52	0.068374750	19.93
CONTRACT SUPERVISION	PACE OILFIELD SERVICES INC	291.52	0.068374750	19.93

## MEWBOURNE OIL COMPANY

TOM M RAGSDALE  
400 N SAM HOUSTON PARKWAY EAST  
SUITE 601  
HOUSTON, TX 77060

**INVOICE NO.:** 202003-15084  
**INVOICE DATE:** 3-31-2020  
**OWNER:** 035904-1  
**BILLING FOR:** March 2020

REFERENCE/DESCRIPTION OF CHARGES		GROSS CHARGES	WORKING INTEREST	NET CHARGE
CONTRACT SUPERVISION	PACE OILFIELD SERVICES INC	43.42	0.068374750	2.97
FUEL, POWER & ELECTRICAL	XCEL ENERGY	221.82	0.068374750	15.17
FUEL, POWER & ELECTRICAL	XCEL ENERGY	150.91	0.068374750	10.32
FUEL, POWER & ELECTRICAL	PILOT THOMAS LOGISTICS LLC	14.82	0.068374750	1.01
FUEL, POWER & ELECTRICAL	PILOT THOMAS LOGISTICS LLC	13.74	0.068374750	0.94
FUEL, POWER & ELECTRICAL	PILOT THOMAS LOGISTICS LLC	43.64	0.068374750	2.99
FUEL, POWER & ELECTRICAL	PILOT THOMAS LOGISTICS LLC	13.18	0.068374750	0.90
LEASE MAINTENANCE	BAKER HUGHES OILFIELD	206.86	0.068374750	14.15
LEASE MAINTENANCE	7B ROUSTABOUT LLC	255.00	0.068374750	17.43
LEASE MAINTENANCE	7B ROUSTABOUT LLC	130.00	0.068374750	8.89
LEASE MAINTENANCE	7B ROUSTABOUT LLC	130.00	0.068374750	8.89
LEASE MAINTENANCE	7B ROUSTABOUT LLC	195.00	0.068374750	13.34
LEASE MAINTENANCE	K&S OILFIELD SUPPLIES LLC	64.92	0.068374750	4.44
LEASE MAINTENANCE	TURNCO ENTERPRISES LLC	190.00	0.068374750	12.99
LEASE MAINTENANCE	TURNCO ENTERPRISES LLC	66.50	0.068374750	4.54
LEASE MAINTENANCE	INGRAM PROFESSIONAL SERV	331.07	0.068374750	22.64
LEASE MAINTENANCE	INGRAM PROFESSIONAL SERV	619.72	0.068374750	42.37
LEASE MAINTENANCE	TRINITY OILFIELD SERVICES &	237.38	0.068374750	16.23
LEASE MAINTENANCE	EP&S LLC	68.03	0.068374750	4.65
LEASE MAINTENANCE	EP&S LLC	6.09	0.068374750	0.42
LEASE MAINTENANCE	EP&S LLC	37.27	0.068374750	2.55
LEASE MAINTENANCE	MEWBOURNE OIL COMPANY	387.50	0.068374750	26.49
LEASE MAINTENANCE	MEWBOURNE OIL COMPANY	255.75	0.068374750	17.49
LEASE MAINTENANCE	AUTOMATED WELLHEAD COM	3,509.86	0.068374750	239.99
MISCELLANEOUS EQUIPMENT RENTAL	MEWBOURNE OIL COMPANY	243.60	0.068374750	16.66
MISCELLANEOUS EQUIPMENT RENTAL	TRINITY OILFIELD SERVICES &	87.88	0.068374750	6.01
MISCELLANEOUS EQUIPMENT RENTAL	TRINITY OILFIELD SERVICES &	64.92	0.068374750	4.44
OVERHEAD-FIXED RATE	MEWBOURNE OIL COMPANY	813.96	0.068374750	55.65
PROFESSIONAL SERVICES	PRICE ENERGY CONSULTING I	1,750.00	0.068374750	119.66
PUMPING	MEWBOURNE OIL COMPANY	875.00	0.068374750	59.83
PUMPING	MEWBOURNE OIL COMPANY	656.25	0.068374750	44.87
SALT WATER DISPOSAL	OWL SWD OPERATING LLC	1,174.34	0.068374750	80.29
SALT WATER DISPOSAL	OWL SWD OPERATING LLC	887.21	0.068374750	60.66
SALT WATER DISPOSAL	NGL WATER SOLUTIONS PERM	552.24	0.068374750	37.76
SALT WATER DISPOSAL	LIMESTONE BASIN PROPERTIE	58.38	0.068374750	3.99
SITE RESTORATION & EXCAVATION	R360 ENVIRONMENTAL SOLUT	20.05	0.068374750	1.37
SITE RESTORATION & EXCAVATION	HALL ENVIRONMENTAL ANAI	7.28	0.068374750	0.50
Total Lease Operating Expense Cost		17,450.71		1,193.20
<b>62391000-30 SUBTOTAL</b>		<b>17,450.71</b>		<b>1,193.20</b>
<b>PROPERTY 62391000 TOTAL</b>		<b>17,859.93</b>		<b>1,221.18</b>
<b>PROPERTY: 62392000 62392000-20 PRONGHORN 15 B3DM FED COM 1H</b>				



## MEWBOURNE OIL COMPANY

TOM M RAGSDALE  
400 N SAM HOUSTON PARKWAY EAST  
SUITE 601  
HOUSTON, TX 77060

INVOICE NO.: 202003-15084  
INVOICE DATE: 3-31-2020  
OWNER: 035904-1  
BILLING FOR: March 2020

REFERENCE/DESCRIPTION OF CHARGES		GROSS CHARGES	WORKING INTEREST	NET CHARGE
<u>Equipment Beyond Wellhead</u>				
ELECTRICAL INSTALLATIONS	INGRAM PROFESSIONAL SERV	16.13	0.068374750	1.10
ELECTRICAL INSTALLATIONS	INGRAM PROFESSIONAL SERV	665.92	0.068374750	45.53
Total Equipment Beyond Wellhead Cost		682.05		46.63
<b>62392000-20 SUBTOTAL</b>		<b>682.05</b>	<b>46.63</b>	
<b>PROPERTY: 62392000 62392000-30 PRONGHORN 15 B3DM FED COM 1H</b>				
<u>Lease Operating Expense</u>				
CHEMICALS-WATER TREATING	IMPERATIVE CHEMICAL PART	166.83	0.068374750	11.41
CHEMICALS-WATER TREATING	IMPERATIVE CHEMICAL PART	261.69	0.068374750	17.89
COMPANY SUPERVISION	MEWBOURNE OIL COMPANY	1,250.00	0.068374750	85.47
COMPANY SUPERVISION	MEWBOURNE OIL COMPANY	625.00	0.068374750	42.73
COMPRESSOR MAINTENANCE	G&A FABRICATION LLC	65.04	0.068374750	4.45
COMPRESSOR RENTAL/SERVICES	R360 ENVIRONMENTAL SOLUT	227.88	0.068374750	15.58
COMPRESSOR RENTAL/SERVICES	BASELINE ENERGY SERVICES	26.91	0.068374750	1.84
COMPRESSOR RENTAL/SERVICES	TOTAL OPERATIONS & PRODU	4,980.04	0.068374750	340.51
COMPRESSOR RENTAL/SERVICES	TOTAL OPERATIONS & PRODU	4,980.04	0.068374750	340.51
CONTRACT SUPERVISION	PACE OILFIELD SERVICES INC	291.53	0.068374750	19.93
CONTRACT SUPERVISION	PACE OILFIELD SERVICES INC	291.53	0.068374750	19.93
CONTRACT SUPERVISION	PACE OILFIELD SERVICES INC	291.53	0.068374750	19.93
CONTRACT SUPERVISION	PACE OILFIELD SERVICES INC	291.53	0.068374750	19.93
CONTRACT SUPERVISION	PACE OILFIELD SERVICES INC	43.43	0.068374750	2.97
FUEL, POWER & ELECTRICAL	XCEL ENERGY	3,469.92	0.068374750	237.25
FUEL, POWER & ELECTRICAL	XCEL ENERGY	3,676.94	0.068374750	251.41
FUEL, POWER & ELECTRICAL	PILOT THOMAS LOGISTICS LL	24.70	0.068374750	1.69
FUEL, POWER & ELECTRICAL	PILOT THOMAS LOGISTICS LL	22.90	0.068374750	1.57
FUEL, POWER & ELECTRICAL	PILOT THOMAS LOGISTICS LL	56.47	0.068374750	3.86
FUEL, POWER & ELECTRICAL	PILOT THOMAS LOGISTICS LL	17.07	0.068374750	1.17
LEASE MAINTENANCE	BAKER HUGHES OILFIELD	267.70	0.068374750	18.30
LEASE MAINTENANCE	7B ROUSTABOUT LLC	255.00	0.068374750	17.44
LEASE MAINTENANCE	7B ROUSTABOUT LLC	130.00	0.068374750	8.89
LEASE MAINTENANCE	7B ROUSTABOUT LLC	130.00	0.068374750	8.89
LEASE MAINTENANCE	7B ROUSTABOUT LLC	195.00	0.068374750	13.33
LEASE MAINTENANCE	K&S OILFIELD SUPPLIES LLC	64.85	0.068374750	4.44
LEASE MAINTENANCE	TURNCO ENTERPRISES LLC	190.00	0.068374750	12.99
LEASE MAINTENANCE	TURNCO ENTERPRISES LLC	66.50	0.068374750	4.55
LEASE MAINTENANCE	INGRAM PROFESSIONAL SERV	331.12	0.068374750	22.64
LEASE MAINTENANCE	INGRAM PROFESSIONAL SERV	619.74	0.068374750	42.38
LEASE MAINTENANCE	EP&S LLC	68.05	0.068374750	4.65
LEASE MAINTENANCE	EP&S LLC	6.10	0.068374750	0.41
LEASE MAINTENANCE	EP&S LLC	37.27	0.068374750	2.55
LEASE MAINTENANCE	MEWBOURNE OIL COMPANY	387.50	0.068374750	26.49

## MEWBOURNE OIL COMPANY

TOM M RAGSDALE  
400 N SAM HOUSTON PARKWAY EAST  
SUITE 601  
HOUSTON, TX 77060

INVOICE NO.: 202003-15084  
INVOICE DATE: 3-31-2020  
OWNER: 035904-1  
BILLING FOR: March 2020

REFERENCE/DESCRIPTION OF CHARGES		GROSS CHARGES	WORKING INTEREST	NET CHARGE
LEASE MAINTENANCE	MEWBOURNE OIL COMPANY	519.25	0.068374750	35.50
LEASE MAINTENANCE	AUTOMATED WELLHEAD COM	3,509.87	0.068374750	239.99
MISCELLANEOUS EQUIPMENT RENTAL	MEWBOURNE OIL COMPANY	243.60	0.068374750	16.66
MISCELLANEOUS EQUIPMENT RENTAL	TRINITY OILFIELD SERVICES &	113.73	0.068374750	7.78
MISCELLANEOUS EQUIPMENT RENTAL	TRINITY OILFIELD SERVICES &	64.93	0.068374750	4.44
OVERHEAD-FIXED RATE	MEWBOURNE OIL COMPANY	813.99	0.068374750	55.66
PROFESSIONAL SERVICES	PRICE ENERGY CONSULTING I	1,750.00	0.068374750	119.66
PUMPING	MEWBOURNE OIL COMPANY	875.00	0.068374750	59.83
PUMPING	MEWBOURNE OIL COMPANY	656.25	0.068374750	44.87
SALT WATER DISPOSAL	OWL SWD OPERATING LLC	1,914.95	0.068374750	130.93
SALT WATER DISPOSAL	OWL SWD OPERATING LLC	1,144.72	0.068374750	78.27
SALT WATER DISPOSAL	NGL WATER SOLUTIONS PERM	714.67	0.068374750	48.86
SALT WATER DISPOSAL	LIMESTONE BASIN PROPERTIE	75.37	0.068374750	5.16
SITE RESTORATION & EXCAVATION	R360 ENVIRONMENTAL SOLUT	33.42	0.068374750	2.28
SITE RESTORATION & EXCAVATION	HALL ENVIRONMENTAL ANAI	12.14	0.068374750	0.83
Total Lease Operating Expense Cost		36,251.70		2,478.70
<b>62392000-30 SUBTOTAL</b>		<b>36,251.70</b>	<b>2,478.70</b>	
<b>PROPERTY 62392000 TOTAL</b>		<b>36,933.75</b>	<b>2,525.33</b>	
<b>PROPERTY: 62774000 62774000-20 IBEX 10 B3MD FED COM 1H</b>				
<u>Equipment Beyond Wellhead</u>				
ELECTRICAL INSTALLATIONS	INGRAM PROFESSIONAL SERV	46.79	0.052753640	2.47
ELECTRICAL INSTALLATIONS	INGRAM PROFESSIONAL SERV	1,931.20	0.052753640	101.88
Total Equipment Beyond Wellhead Cost		1,977.99		104.35
<b>62774000-20 SUBTOTAL</b>		<b>1,977.99</b>	<b>104.35</b>	
<b>PROPERTY: 62774000 62774000-30 IBEX 10 B3MD FED COM 1H</b>				
<u>Lease Operating Expense</u>				
COMPANY SUPERVISION	MEWBOURNE OIL COMPANY	2,500.00	0.052753640	131.88
COMPANY SUPERVISION	MEWBOURNE OIL COMPANY	425.00	0.052753640	22.42
COMPRESSOR MAINTENANCE	G&A FABRICATION LLC	64.99	0.052753640	3.43
COMPRESSOR RENTAL/SERVICES	R360 ENVIRONMENTAL SOLUT	660.85	0.052753640	34.87
COMPRESSOR RENTAL/SERVICES	BASELINE ENERGY SERVICES	90.48	0.052753640	4.77
COMPRESSOR RENTAL/SERVICES	AUTOMATED WELLHEAD COM	3,640.28	0.052753640	192.04
CONTRACT SUPERVISION	PACE OILFIELD SERVICES INC	291.50	0.052753640	15.38
CONTRACT SUPERVISION	PACE OILFIELD SERVICES INC	291.50	0.052753640	15.38
CONTRACT SUPERVISION	PACE OILFIELD SERVICES INC	291.50	0.052753640	15.38
CONTRACT SUPERVISION	PACE OILFIELD SERVICES INC	291.50	0.052753640	15.38
CONTRACT SUPERVISION	PACE OILFIELD SERVICES INC	43.42	0.052753640	2.29
FUEL, POWER & ELECTRICAL	XCEL ENERGY	924.16	0.052753640	48.75
FUEL, POWER & ELECTRICAL	XCEL ENERGY	487.79	0.052753640	25.73
FUEL, POWER & ELECTRICAL	PILOT THOMAS LOGISTICS LL	71.63	0.052753640	3.78

## MEWBOURNE OIL COMPANY

TOM M RAGSDALE  
400 N SAM HOUSTON PARKWAY EAST  
SUITE 601  
HOUSTON, TX 77060

INVOICE NO.: 202003-15084  
INVOICE DATE: 3-31-2020  
OWNER: 035904-1  
BILLING FOR: March 2020

REFERENCE/DESCRIPTION OF CHARGES		GROSS CHARGES	WORKING INTEREST	NET CHARGE
FUEL, POWER & ELECTRICAL	PILOT THOMAS LOGISTICS LLC	66.42	0.052753640	3.50
FUEL, POWER & ELECTRICAL	PILOT THOMAS LOGISTICS LLC	189.96	0.052753640	10.02
FUEL, POWER & ELECTRICAL	PILOT THOMAS LOGISTICS LLC	57.41	0.052753640	3.03
LEASE MAINTENANCE	BAKER HUGHES OILFIELD	900.46	0.052753640	47.50
LEASE MAINTENANCE	AMERICAN MILLENNIUM CORP	29.75	0.052753640	1.57
LEASE MAINTENANCE	KEYSTONE PUMP & SUPPLY LLC	147.82	0.052753640	7.80
LEASE MAINTENANCE	7B ROUSTABOUT LLC	510.00	0.052753640	26.91
LEASE MAINTENANCE	7B ROUSTABOUT LLC	765.00	0.052753640	40.36
LEASE MAINTENANCE	7B ROUSTABOUT LLC	130.00	0.052753640	6.86
LEASE MAINTENANCE	7B ROUSTABOUT LLC	130.00	0.052753640	6.86
LEASE MAINTENANCE	K&S OILFIELD SUPPLIES LLC	64.81	0.052753640	3.42
LEASE MAINTENANCE	TURNCO ENTERPRISES LLC	142.50	0.052753640	7.52
LEASE MAINTENANCE	TURNCO ENTERPRISES LLC	142.50	0.052753640	7.52
LEASE MAINTENANCE	TURNCO ENTERPRISES LLC	95.00	0.052753640	5.01
LEASE MAINTENANCE	TURNCO ENTERPRISES LLC	95.00	0.052753640	5.01
LEASE MAINTENANCE	TURNCO ENTERPRISES LLC	66.50	0.052753640	3.51
LEASE MAINTENANCE	TRINITY OILFIELD SERVICES & SUPPLY	237.38	0.052753640	12.52
LEASE MAINTENANCE	TRINITY OILFIELD SERVICES & SUPPLY	1,302.49	0.052753640	68.71
LEASE MAINTENANCE	EP&S LLC	6.09	0.052753640	0.32
LEASE MAINTENANCE	EP&S LLC	37.27	0.052753640	1.97
LEASE MAINTENANCE	EP&S LLC	9.25	0.052753640	0.49
LEASE MAINTENANCE	TRIPOINT OIL & GAS PRODUCTION	398.29	0.052753640	21.01
LEASE MAINTENANCE	AY TRUCKING INC	73.91	0.052753640	3.90
LEASE MAINTENANCE	MEWBOURNE OIL COMPANY	775.00	0.052753640	40.88
LEASE MAINTENANCE	MEWBOURNE OIL COMPANY	193.75	0.052753640	10.22
LEASE MAINTENANCE	MEWBOURNE OIL COMPANY	263.50	0.052753640	13.90
LEASE MAINTENANCE	ECOTEST ENERGY SERVICES INC	949.50	0.052753640	50.09
MISCELLANEOUS EQUIPMENT RENTAL	MEWBOURNE OIL COMPANY	243.60	0.052753640	12.85
MISCELLANEOUS EQUIPMENT RENTAL	TRINITY OILFIELD SERVICES & SUPPLY	382.54	0.052753640	20.18
MISCELLANEOUS EQUIPMENT RENTAL	TRINITY OILFIELD SERVICES & SUPPLY	64.92	0.052753640	3.43
OVERHEAD-FIXED RATE	MEWBOURNE OIL COMPANY	837.60	0.052753640	44.19
PUMPING	MEWBOURNE OIL COMPANY	875.00	0.052753640	46.16
PUMPING	MEWBOURNE OIL COMPANY	656.25	0.052753640	34.62
SALT WATER DISPOSAL	OWL SWD OPERATING LLC	5,513.94	0.052753640	290.88
SALT WATER DISPOSAL	OWL SWD OPERATING LLC	3,760.02	0.052753640	198.36
SALT WATER DISPOSAL	NGL WATER SOLUTIONS PERMITS	2,403.87	0.052753640	126.81
SALT WATER DISPOSAL	LIMESTONE BASIN PROPERTIES	247.50	0.052753640	13.06
SITE RESTORATION & EXCAVATION	R360 ENVIRONMENTAL SOLUTIONS	96.92	0.052753640	5.11
SITE RESTORATION & EXCAVATION	HALL ENVIRONMENTAL ANALYTICAL	35.19	0.052753640	1.86
TREATING,DEHYDRATION,METERING	PRO-KEM INC	294.94	0.052753640	15.56
TREATING,DEHYDRATION,METERING	PRO-KEM INC	214.50	0.052753640	11.32
Total Lease Operating Expense Cost		33,480.95		1,766.28

## MEWBOURNE OIL COMPANY

Page 9

TOM M RAGSDALE  
400 N SAM HOUSTON PARKWAY EAST  
SUITE 601  
HOUSTON, TX 77060

INVOICE NO.: 202003-15084  
INVOICE DATE: 3-31-2020  
OWNER: 035904-1  
BILLING FOR: March 2020

REFERENCE/DESCRIPTION OF CHARGES		GROSS CHARGES	WORKING INTEREST	NET CHARGE
<b>62774000-30 SUBTOTAL</b>		<b>33,480.95</b>	<b>1,766.28</b>	
<b>PROPERTY 62774000 TOTAL</b>		<b>35,458.94</b>	<b>1,870.63</b>	
<b>62774000PREPAYMENTS</b>				<b>-1,223.79</b>
<b>PROPERTY: 62775000 62775000-20 IBEX 10 B3NC FED COM 1H</b>				
<u>Tangible Well Cost</u>				
TUBING (2" - 4")	MEWBOURNE OIL COMPANY	-1,933.46	0.052753640	-102.00
TUBING (2" - 4")	MEWBOURNE OIL COMPANY	-1,819.41	0.052753640	-95.98
Total Tangible Well Cost Cost		-3,752.87		-197.98
<u>Equipment Beyond Wellhead</u>				
ELECTRICAL INSTALLATIONS	INGRAM PROFESSIONAL SERV	30.66	0.052753640	1.62
ELECTRICAL INSTALLATIONS	INGRAM PROFESSIONAL SERV	1,265.27	0.052753640	66.75
Total Equipment Beyond Wellhead Cost		1,295.93		68.37
<b>62775000-20 SUBTOTAL</b>		<b>-2,456.94</b>	<b>-129.61</b>	
<b>PROPERTY: 62775000 62775000-30 IBEX 10 B3NC FED COM 1H</b>				
<u>Lease Operating Expense</u>				
CHEMICALS-WATER TREATING	IMPERATIVE CHEMICAL PART	606.63	0.052753640	32.00
CHEMICALS-WATER TREATING	IMPERATIVE CHEMICAL PART	523.39	0.052753640	27.61
COMPANY SUPERVISION	MEWBOURNE OIL COMPANY	1,250.00	0.052753640	65.94
COMPANY SUPERVISION	MEWBOURNE OIL COMPANY	412.50	0.052753640	21.76
COMPRESSOR MAINTENANCE	G&A FABRICATION LLC	65.04	0.052753640	3.43
COMPRESSOR RENTAL/SERVICES	SERVICE COMPRESSION LLC	4,871.35	0.052753640	256.98
COMPRESSOR RENTAL/SERVICES	SERVICE COMPRESSION LLC	4,871.35	0.052753640	256.98
COMPRESSOR RENTAL/SERVICES	SERVICE COMPRESSION LLC	4,343.84	0.052753640	229.15
COMPRESSOR RENTAL/SERVICES	R360 ENVIRONMENTAL SOLUTI	432.97	0.052753640	22.84
COMPRESSOR RENTAL/SERVICES	BASELINE ENERGY SERVICES	85.59	0.052753640	4.52
CONTRACT SUPERVISION	PACE OILFIELD SERVICES INC	291.50	0.052753640	15.38
CONTRACT SUPERVISION	PACE OILFIELD SERVICES INC	291.50	0.052753640	15.38
CONTRACT SUPERVISION	PACE OILFIELD SERVICES INC	291.50	0.052753640	15.38
CONTRACT SUPERVISION	PACE OILFIELD SERVICES INC	291.50	0.052753640	15.38
CONTRACT SUPERVISION	PACE OILFIELD SERVICES INC	43.42	0.052753640	2.29
FUEL, POWER & ELECTRICAL	XCEL ENERGY	619.50	0.052753640	32.68
FUEL, POWER & ELECTRICAL	XCEL ENERGY	500.97	0.052753640	26.43
FUEL, POWER & ELECTRICAL	PILOT THOMAS LOGISTICS LL	46.94	0.052753640	2.48
FUEL, POWER & ELECTRICAL	PILOT THOMAS LOGISTICS LL	43.51	0.052753640	2.30
FUEL, POWER & ELECTRICAL	PILOT THOMAS LOGISTICS LL	179.69	0.052753640	9.48
FUEL, POWER & ELECTRICAL	PILOT THOMAS LOGISTICS LL	54.31	0.052753640	2.87
LEASE MAINTENANCE	BAKER HUGHES OILFIELD	851.79	0.052753640	44.94
LEASE MAINTENANCE	AMERICAN MILLENNIUM COR	29.75	0.052753640	1.57
LEASE MAINTENANCE	KEYSTONE PUMP & SUPPLY LI	147.82	0.052753640	7.80
LEASE MAINTENANCE	7B ROUSTABOUT LLC	510.00	0.052753640	26.91

## MEWBOURNE OIL COMPANY

TOM M RAGSDALE  
400 N SAM HOUSTON PARKWAY EAST  
SUITE 601  
HOUSTON, TX 77060

INVOICE NO.: 202003-15084  
INVOICE DATE: 3-31-2020  
OWNER: 035904-1  
BILLING FOR: March 2020

REFERENCE/DESCRIPTION OF CHARGES		GROSS CHARGES	WORKING INTEREST	NET CHARGE
LEASE MAINTENANCE	7B ROUSTABOUT LLC	765.00	0.052753640	40.36
LEASE MAINTENANCE	7B ROUSTABOUT LLC	130.00	0.052753640	6.86
LEASE MAINTENANCE	7B ROUSTABOUT LLC	130.00	0.052753640	6.86
LEASE MAINTENANCE	K&S OILFIELD SUPPLIES LLC	64.92	0.052753640	3.43
LEASE MAINTENANCE	TURNCO ENTERPRISES LLC	142.50	0.052753640	7.52
LEASE MAINTENANCE	TURNCO ENTERPRISES LLC	142.50	0.052753640	7.52
LEASE MAINTENANCE	TURNCO ENTERPRISES LLC	95.00	0.052753640	5.01
LEASE MAINTENANCE	TURNCO ENTERPRISES LLC	95.00	0.052753640	5.01
LEASE MAINTENANCE	TURNCO ENTERPRISES LLC	66.50	0.052753640	3.51
LEASE MAINTENANCE	INGRAM PROFESSIONAL SERV	413.17	0.052753640	21.80
LEASE MAINTENANCE	TRINITY OILFIELD SERVICES &	237.37	0.052753640	12.52
LEASE MAINTENANCE	EP&S LLC	6.09	0.052753640	0.32
LEASE MAINTENANCE	EP&S LLC	37.27	0.052753640	1.97
LEASE MAINTENANCE	EP&S LLC	9.26	0.052753640	0.49
LEASE MAINTENANCE	TRIPOINT OIL & GAS PRODUC	398.29	0.052753640	21.01
LEASE MAINTENANCE	AY TRUCKING INC	73.93	0.052753640	3.90
LEASE MAINTENANCE	MEWBOURNE OIL COMPANY	775.00	0.052753640	40.88
LEASE MAINTENANCE	MEWBOURNE OIL COMPANY	193.75	0.052753640	10.22
LEASE MAINTENANCE	MEWBOURNE OIL COMPANY	255.75	0.052753640	13.49
MISCELLANEOUS EQUIPMENT RENTAL	MEWBOURNE OIL COMPANY	243.60	0.052753640	12.85
MISCELLANEOUS EQUIPMENT RENTAL	TRINITY OILFIELD SERVICES &	361.86	0.052753640	19.09
MISCELLANEOUS EQUIPMENT RENTAL	TRINITY OILFIELD SERVICES &	64.92	0.052753640	3.43
OVERHEAD-FIXED RATE	MEWBOURNE OIL COMPANY	837.60	0.052753640	44.19
PUMPING	MEWBOURNE OIL COMPANY	875.00	0.052753640	46.16
PUMPING	MEWBOURNE OIL COMPANY	656.25	0.052753640	34.62
SALT WATER DISPOSAL	OWL SWD OPERATING LLC	3,652.16	0.052753640	192.66
SALT WATER DISPOSAL	OWL SWD OPERATING LLC	3,558.73	0.052753640	187.74
SALT WATER DISPOSAL	NGL WATER SOLUTIONS PERM	2,273.94	0.052753640	119.96
SALT WATER DISPOSAL	LIMESTONE BASIN PROPERTIE	234.24	0.052753640	12.36
SITE RESTORATION & EXCAVATION	R360 ENVIRONMENTAL SOLU	63.50	0.052753640	3.35
SITE RESTORATION & EXCAVATION	HALL ENVIRONMENTAL ANAI	23.05	0.052753640	1.21
TREATING,DEHYDRATION,METERING	MEWBOURNE OIL COMPANY-I	450.00	0.052753640	23.74
TREATING,DEHYDRATION,METERING	PRO-KEM INC	294.94	0.052753640	15.56
TREATING,DEHYDRATION,METERING	ATCHAFALAYA MEASUREMEN	3,659.40	0.052753640	193.05
Total Lease Operating Expense Cost		42,936.85		2,265.13
62775000-30 SUBTOTAL		42,936.85		2,265.13
PROPERTY 62775000 TOTAL		40,479.91		2,135.52
PROPERTY: 62776000 62776000-10 IBEX 10 B3OB FED COM 1H				
<u>Intangible Well Cost</u>				
EQUIPMENT RENTAL	CHARLIE'S TRUCKING LLC	-3,740.03	0.029667450	-110.96
EQUIPMENT RENTAL	CHARLIE'S TRUCKING LLC	-6,233.39	0.029667450	-184.93



## MEWBOURNE OIL COMPANY

TOM M RAGSDALE  
400 N SAM HOUSTON PARKWAY EAST  
SUITE 601  
HOUSTON, TX 77060

INVOICE NO.: 202003-15084  
INVOICE DATE: 3-31-2020  
OWNER: 035904-1  
BILLING FOR: March 2020

REFERENCE/DESCRIPTION OF CHARGES		GROSS CHARGES	WORKING INTEREST	NET CHARGE
INSPECTION & REPAIR SERVICES	PATTERSON-UTI DRILLING CO	-12,497.26	0.029667450	-370.76
INSPECTION & REPAIR SERVICES	PATTERSON-UTI DRILLING CO	12,497.26	0.029667450	370.76
INSPECTION & REPAIR SERVICES	PATTERSON-UTI DRILLING CO	-12,497.26	0.029667450	-370.76
MUD	CHARLIE'S TRUCKING LLC	-3,278.62	0.029667450	-97.27
RIG MOBILIZATION	CHARLIE'S TRUCKING LLC	-8,354.39	0.029667450	-247.85
RIG MOBILIZATION	CHARLIE'S TRUCKING LLC	-1,554.30	0.029667450	-46.11
WATER AND OTHER	CHARLIE'S TRUCKING LLC	-194.29	0.029667450	-5.77
WATER AND OTHER	CHARLIE'S TRUCKING LLC	-5,809.25	0.029667450	-172.35
WATER AND OTHER	CHARLIE'S TRUCKING LLC	-2,817.20	0.029667450	-83.58
WATER AND OTHER	CHARLIE'S TRUCKING LLC	-582.87	0.029667450	-17.29
Total Intangible Well Cost Cost		-45,061.60		-1,336.87
<u>Intangible Well Cost</u>				
CEMENTING	GRIGRY READY DRILL LLC	-1,576.88	0.029667450	-46.78
EQUIPMENT RENTAL	OIL PATCH GROUP INC	-351.16	0.029667450	-10.42
LOCATION RESTORATION	CHARLIE'S TRUCKING LLC	-3,108.60	0.029667450	-92.22
LOCATION RESTORATION	CHARLIE'S TRUCKING LLC	-777.15	0.029667450	-23.06
LOCATION RESTORATION	CHARLIE'S TRUCKING LLC	-1,165.73	0.029667450	-34.58
MUD	CHARLIE'S TRUCKING LLC	-485.72	0.029667450	-14.41
TRANSPORTATION	CHARLIE'S TRUCKING LLC	-3,508.01	0.029667450	-104.07
WATER AND OTHER	CHARLIE'S TRUCKING LLC	-8,232.32	0.029667450	-244.23
WATER AND OTHER	CHARLIE'S TRUCKING LLC	-6,229.02	0.029667450	-184.80
Total Intangible Well Cost Cost		-25,434.59		-754.57
<u>Intangible Well Cost</u>				
WELL / LEASE INSURANCE	LOCKTON COMPANIES LLC	-3,030.70	0.029667450	-89.91
Total Intangible Well Cost Cost		-3,030.70		-89.91
<u>Intangible Well Cost</u>				
INSPECTION & REPAIR SERVICES	WEATHERFORD US LP	-9,234.16	0.031093200	-287.12
INSPECTION & REPAIR SERVICES	KNIGHT ENERGY HOLDINGS L	10,579.62	0.031093200	328.95
INSPECTION & REPAIR SERVICES	WEATHERFORD US LP	9,234.16	0.032250710	297.81
INSPECTION & REPAIR SERVICES	KNIGHT ENERGY HOLDINGS L	-10,579.62	0.032250710	-341.20
Total Intangible Well Cost Cost		0.00		-1.56
<b>62776000-10 SUBTOTAL</b>		<b>-73,526.89</b>	<b>-2,182.91</b>	
<b>PROPERTY: 62776000 62776000-20 IBEX 10 B3OB FED COM 1H</b>				
<u>Intangible Well Cost</u>				
CEMENTING	WEATHERFORD US LP	-5,850.22	0.029667450	-173.56
COMPANY SUPERVISION	MEWBOURNE OIL COMPANY	-293.75	0.029667450	-8.71
COMPANY SUPERVISION	MEWBOURNE OIL COMPANY	-587.50	0.029667450	-17.43
CONTRACT SUPERVISION	SDS PETROLEUM CONSULTAN	-791.25	0.029667450	-23.47

## MEWBOURNE OIL COMPANY

Page 12

TOM M RAGSDALE  
400 N SAM HOUSTON PARKWAY EAST  
SUITE 601  
HOUSTON, TX 77060

INVOICE NO.: 202003-15084  
INVOICE DATE: 3-31-2020  
OWNER: 035904-1  
BILLING FOR: March 2020

REFERENCE/DESCRIPTION OF CHARGES		GROSS CHARGES	WORKING INTEREST	NET CHARGE
HORIZONTAL DRILLOUT SERVICES	GUNS UP SERVICES	-4,399.80	0.029667450	-130.53
HORIZONTAL DRILLOUT SERVICES	MORAN EQUIPMENT LLC	-11,934.63	0.029667450	-354.07
LOCATION RESTORATION	SUNDANCE SERVICES INC	-442.66	0.029667450	-13.13
LOCATION RESTORATION	R360 ENVIRONMENTAL SOLUTIONS	-691.61	0.029667450	-20.52
LOCATION, ROADS, PITS	TRINITY OILFIELD SERVICES & SUPPLIES	-2,526.71	0.029667450	-74.96
MISC. AIR & PUMPING SERVICES	STONE OILFIELD SERVICE INC	-265.42	0.029667450	-7.87
MISC. AIR & PUMPING SERVICES	STONE OILFIELD SERVICE INC	-458.49	0.029667450	-13.60
OVERHEAD FIXED RATE	MEWBOURNE OIL COMPANY	-4,951.52	0.029667450	-146.90
STIMULATION RENTALS & OTHER	TFH LTD CO	-1,490.03	0.029667450	-44.21
STIMULATION RENTALS & OTHER	GUNS UP SERVICES	-32.18	0.029667450	-0.95
STIMULATION RENTALS & OTHER	DCC SERVICES LLC	-1,181.60	0.029667450	-35.05
STIMULATION RENTALS & OTHER	DCC SERVICES LLC	-865.10	0.029667450	-25.67
STIMULATION RENTALS & OTHER	TRINITY OILFIELD SERVICES & SUPPLIES	-1,430.43	0.029667450	-42.44
STIMULATION RENTALS & OTHER	TRINITY OILFIELD SERVICES & SUPPLIES	-3,966.80	0.029667450	-117.69
STIMULATION RENTALS & OTHER	MORAN EQUIPMENT LLC	-11,934.62	0.029667450	-354.07
TESTING	MORAN EQUIPMENT LLC	-11,934.80	0.029667450	-354.07
WELDING & CONSTRUCTION	G&A FABRICATION LLC	-2,206.16	0.029667450	-65.45
WELDING & CONSTRUCTION	MEWBOURNE OIL COMPANY	-485.75	0.029667450	-14.41
Total Intangible Well Cost Cost		-68,721.03		-2,038.76
<u>Equipment Beyond Wellhead</u>				
ELECTRICAL INSTALLATIONS	INGRAM PROFESSIONAL SERVICES	-26,913.02	0.029667450	-798.44
ELECTRICAL INSTALLATIONS	TANKLOGIX LLC	-22,282.97	0.029667450	-661.07
ELECTRICAL INSTALLATIONS	TANKLOGIX LLC	-39,845.01	0.029667450	-1,182.10
MISC. VALVES & FITTINGS	T&J VALVE	-583.48	0.029667450	-17.31
MISC. VALVES & FITTINGS	T&J VALVE	-683.05	0.029667450	-20.26
MISC. VALVES & FITTINGS	EP&S LLC	-595.92	0.029667450	-17.68
MISC. VALVES & FITTINGS	TRIPOINT OIL & GAS PRODUCTION	-205.38	0.029667450	-6.09
MISC. VALVES & FITTINGS	TRIPOINT OIL & GAS PRODUCTION	-82.05	0.029667450	-2.43
MISC. VALVES & FITTINGS	TRIPOINT OIL & GAS PRODUCTION	-79,106.59	0.029667450	-2,346.89
PIPE LINE CONSTRUCTION	7B ROUSTABOUT LLC	-161.96	0.029667450	-4.81
PIPE LINE CONSTRUCTION	7B ROUSTABOUT LLC	-107.14	0.029667450	-3.18
PIPE LINE CONSTRUCTION	7B ROUSTABOUT LLC	-120.71	0.029667450	-3.58
PIPE LINE CONSTRUCTION	7B ROUSTABOUT LLC	-107.14	0.029667450	-3.18
PRODUCTION EQUIP INSTALLATION	50-50 BACKHOE SERVICE LLC	-466.11	0.029667450	-13.83
PRODUCTION EQUIP INSTALLATION	50-50 BACKHOE SERVICE LLC	-174.79	0.029667450	-5.18
Total Equipment Beyond Wellhead Cost		-171,435.32		-5,086.03
<u>Intangible Well Cost</u>				
STIMULATION RENTALS & OTHER	TFH LTD CO	-1,579.46	0.029667450	-46.86
TRANSPORTATION	HUDSON PACKER COMPANY INC	-223.24	0.029667450	-6.62
WELDING & CONSTRUCTION	MEWBOURNE OIL COMPANY	-362.50	0.029667450	-10.75
Total Intangible Well Cost Cost		-2,165.20		-64.23

## MEWBOURNE OIL COMPANY

TOM M RAGSDALE  
400 N SAM HOUSTON PARKWAY EAST  
SUITE 601  
HOUSTON, TX 77060

INVOICE NO.: 202003-15084  
INVOICE DATE: 3-31-2020  
OWNER: 035904-1  
BILLING FOR: March 2020

REFERENCE/DESCRIPTION OF CHARGES	GROSS CHARGES	WORKING INTEREST	NET CHARGE
<u>Tangible Well Cost</u>			
ARTIFICIAL LIFT SYSTEMS FLOWCO PRODUCTION SOLUT	-11,436.20	0.029667450	-339.28
Total Tangible Well Cost Cost	-11,436.20		-339.28
<u>Equipment Beyond Wellhead</u>			
ELECTRICAL INSTALLATIONS INGRAM PROFESSIONAL SERV	-8,968.92	0.029667450	-266.08
SURFACE PUMPS & PRIME MOVERS PCS FERGUSON INC	-1,970.82	0.029667450	-58.47
Total Equipment Beyond Wellhead Cost	-10,939.74		-324.55
<u>Tangible Well Cost</u>			
TUBING (2" - 4") PREMIER PIPE LLC	-64,044.83	0.029667450	-1,900.05
TUBING HEAD & UPPER SECTION DIVINE WIRELINE SOLUTIONS	-446.48	0.029667450	-13.25
Total Tangible Well Cost Cost	-64,491.31		-1,913.30
<u>Intangible Well Cost</u>			
OVERHEAD FIXED RATE MEWBOURNE OIL COMPANY	-5,471.25	0.029667450	-162.32
TRANSPORTATION ACME TRUCK LINE INC	-1,856.03	0.029667450	-55.06
Total Intangible Well Cost Cost	-7,327.28		-217.38
<u>Equipment Beyond Wellhead</u>			
PRODUCTION EQUIP INSTALLATION 50-50 BACKHOE SERVICE LLC	-2,137.96	0.029667450	-63.43
Total Equipment Beyond Wellhead Cost	-2,137.96		-63.43
<u>Intangible Well Cost</u>			
STIMULATION RENTALS & OTHER DCC SERVICES LLC	-4,284.32	0.029667450	-127.10
STIMULATION RENTALS & OTHER DCC SERVICES LLC	-3,365.81	0.029667450	-99.85
WELDING & CONSTRUCTION MEWBOURNE OIL COMPANY	-775.00	0.029667450	-22.99
Total Intangible Well Cost Cost	-8,425.13		-249.94
<u>Equipment Beyond Wellhead</u>			
SURFACE PUMPS & PRIME MOVERS HR COMPRESSION & SERVICES	-440.34	0.029667450	-13.06
Total Equipment Beyond Wellhead Cost	-440.34		-13.06
<u>Equipment Beyond Wellhead</u>			
LINE PIPE-GAS GATHERING MEWBOURNE OIL COMPANY	-4,532.38	0.029667450	-134.46
Total Equipment Beyond Wellhead Cost	-4,532.38		-134.46
<u>Tangible Well Cost</u>			
CASING (4.1" - 6.0") BASIN SUPPLY LP	88,204.52	0.029667450	2,616.80
Total Tangible Well Cost Cost	88,204.52		2,616.80
<u>Equipment Beyond Wellhead</u>			
LINE PIPE-GAS GATHERING FERGUSON CONSTRUCTION CO	-33,549.31	0.031093200	-1,043.16
LINE PIPE-GAS GATHERING FERGUSON CONSTRUCTION CO	33,549.31	0.032250710	1,082.00
Total Equipment Beyond Wellhead Cost	0.00		38.84

## MEWBOURNE OIL COMPANY

TOM M RAGSDALE  
400 N SAM HOUSTON PARKWAY EAST  
SUITE 601  
HOUSTON, TX 77060

INVOICE NO.: 202003-15084  
INVOICE DATE: 3-31-2020  
OWNER: 035904-1  
BILLING FOR: March 2020

REFERENCE/DESCRIPTION OF CHARGES		GROSS CHARGES	WORKING INTEREST	NET CHARGE
<u>Intangible Well Cost</u>				
WATER AND OTHER	AR ENTERPRISES LLC	137,661.20	0.031093200	4,280.33
WATER AND OTHER	AR ENTERPRISES LLC	-137,661.20	0.032250710	-4,439.67
Total Intangible Well Cost Cost		0.00		-159.34
<u>Equipment Beyond Wellhead</u>				
ELECTRICAL INSTALLATIONS	INGRAM PROFESSIONAL SERV	8,968.92	0.031093200	278.87
ELECTRICAL INSTALLATIONS	INGRAM PROFESSIONAL SERV	-8,968.92	0.032250710	-289.25
Total Equipment Beyond Wellhead Cost		0.00		-10.38
<u>Equipment Beyond Wellhead</u>				
ELECTRICAL INSTALLATIONS	INGRAM PROFESSIONAL SERV	26.35	0.032250710	0.85
ELECTRICAL INSTALLATIONS	INGRAM PROFESSIONAL SERV	1,087.72	0.032250710	35.08
Total Equipment Beyond Wellhead Cost		1,114.07		35.93
<b>62776000-20 SUBTOTAL</b>		<b>-262,733.30</b>	<b>-7,922.57</b>	
<b>PROPERTY: 62776000 62776000-30 IBEX 10 B3OB FED COM 1H</b>				
<u>Lease Operating Expense</u>				
COMPANY SUPERVISION	MEWBOURNE OIL COMPANY	-1,175.00	0.029667450	-34.86
COMPRESSOR RENTAL/SERVICES	LESLIE CRAIG	-596.33	0.029667450	-17.69
COMPRESSOR RENTAL/SERVICES	LESLIE CRAIG	-201.95	0.029667450	-5.99
COMPRESSOR RENTAL/SERVICES	GRAVITY OILFIELD SERVICES	-1,257.19	0.029667450	-37.30
COMPRESSOR RENTAL/SERVICES	GRAVITY OILFIELD SERVICES	-1,299.10	0.029667450	-38.54
CONTRACT SUPERVISION	PACE OILFIELD SERVICES INC	-7,579.52	0.029667450	-224.86
CONTRACT SUPERVISION	PACE OILFIELD SERVICES INC	-7,579.52	0.029667450	-224.86
CONTRACT SUPERVISION	PACE OILFIELD SERVICES INC	-3,532.20	0.029667450	-104.79
CONTRACT SUPERVISION	PACE OILFIELD SERVICES INC	-3,532.20	0.029667450	-104.79
CONTRACT SUPERVISION	PACE OILFIELD SERVICES INC	-3,532.20	0.029667450	-104.79
CONTRACT SUPERVISION	PACE OILFIELD SERVICES INC	-3,532.20	0.029667450	-104.79
CONTRACT SUPERVISION	PACE OILFIELD SERVICES INC	-3,532.20	0.029667450	-104.79
CONTRACT SUPERVISION	PACE OILFIELD SERVICES INC	-289.10	0.029667450	-8.58
CONTRACT SUPERVISION	PACE OILFIELD SERVICES INC	-252.30	0.029667450	-7.49
FUEL, POWER & ELECTRICAL	XCEL ENERGY	-203.75	0.029667450	-6.04
LEASE MAINTENANCE	AMERICAN MILLENNIUM COR	-51.40	0.029667450	-1.53
LEASE MAINTENANCE	7B ROUSTABOUT LLC	-141.96	0.029667450	-4.21
LEASE MAINTENANCE	7B ROUSTABOUT LLC	-124.10	0.029667450	-3.68
LEASE MAINTENANCE	7B ROUSTABOUT LLC	-161.96	0.029667450	-4.80
LEASE MAINTENANCE	7B ROUSTABOUT LLC	-52.50	0.029667450	-1.56
LEASE MAINTENANCE	7B ROUSTABOUT LLC	-87.49	0.029667450	-2.60
LEASE MAINTENANCE	7B ROUSTABOUT LLC	-21.43	0.029667450	-0.64
LEASE MAINTENANCE	7B ROUSTABOUT LLC	-91.78	0.029667450	-2.72
LEASE MAINTENANCE	7B ROUSTABOUT LLC	-151.42	0.029667450	-4.49

## MEWBOURNE OIL COMPANY

TOM M RAGSDALE  
400 N SAM HOUSTON PARKWAY EAST  
SUITE 601  
HOUSTON, TX 77060

INVOICE NO.: 202003-15084  
INVOICE DATE: 3-31-2020  
OWNER: 035904-1  
BILLING FOR: March 2020

REFERENCE/DESCRIPTION OF CHARGES		GROSS CHARGES	WORKING INTEREST	NET CHARGE
LEASE MAINTENANCE	7B ROUSTABOUT LLC	-158.03	0.029667450	-4.69
LEASE MAINTENANCE	7B ROUSTABOUT LLC	-151.42	0.029667450	-4.49
LEASE MAINTENANCE	7B ROUSTABOUT LLC	-150.89	0.029667450	-4.48
LEASE MAINTENANCE	7B ROUSTABOUT LLC	-141.96	0.029667450	-4.21
LEASE MAINTENANCE	7B ROUSTABOUT LLC	-160.35	0.029667450	-4.76
LEASE MAINTENANCE	7B ROUSTABOUT LLC	-100.00	0.029667450	-2.96
LEASE MAINTENANCE	7B ROUSTABOUT LLC	-150.89	0.029667450	-4.48
LEASE MAINTENANCE	7B ROUSTABOUT LLC	-150.71	0.029667450	-4.47
LEASE MAINTENANCE	7B ROUSTABOUT LLC	-168.74	0.029667450	-5.00
LEASE MAINTENANCE	G&A FABRICATION LLC	-153.28	0.029667450	-4.55
LEASE MAINTENANCE	G&A FABRICATION LLC	-149.95	0.029667450	-4.45
LEASE MAINTENANCE	G&A FABRICATION LLC	-156.15	0.029667450	-4.63
LEASE MAINTENANCE	SARGE TRUCKING SERVICES I	-215.29	0.029667450	-6.38
LEASE MAINTENANCE	TRINITY OILFIELD SERVICES &	-352.90	0.029667450	-10.47
LEASE MAINTENANCE	TRINITY OILFIELD SERVICES &	-259.53	0.029667450	-7.70
LEASE MAINTENANCE	EP&S LLC	-989.19	0.029667450	-29.35
LEASE MAINTENANCE	EP&S LLC	-1,057.40	0.029667450	-31.37
LEASE MAINTENANCE	EP&S LLC	-574.41	0.029667450	-17.04
LEASE MAINTENANCE	EP&S LLC	-207.11	0.029667450	-6.14
LEASE MAINTENANCE	EP&S LLC	-343.64	0.029667450	-10.19
LEASE MAINTENANCE	TANKLOGIX LLC	-139.94	0.029667450	-4.15
LEASE MAINTENANCE	MEWBOURNE OIL COMPANY	-725.00	0.029667450	-21.51
LEASE MAINTENANCE	MEWBOURNE OIL COMPANY	-246.50	0.029667450	-7.31
MISCELLANEOUS EQUIPMENT RENTAL	D&H TRUCKING	-4,501.67	0.029667450	-133.55
PUMPING	MEWBOURNE OIL COMPANY	-875.00	0.029667450	-25.96
PUMPING	MEWBOURNE OIL COMPANY	-656.25	0.029667450	-19.47
SALT WATER DISPOSAL	STONE OILFIELD SERVICE INC	-2,113.85	0.029667450	-62.71
SALT WATER DISPOSAL	STONE OILFIELD SERVICE INC	-5,813.31	0.029667450	-172.47
SALT WATER DISPOSAL	GUNS UP SERVICES	-244.13	0.029667450	-7.24
SALT WATER DISPOSAL	SARGE TRUCKING SERVICES I	-32,139.01	0.029667450	-953.48
SALT WATER DISPOSAL	SARGE TRUCKING SERVICES I	-28,707.80	0.029667450	-851.67
SALT WATER DISPOSAL	SARGE TRUCKING SERVICES I	-14,330.35	0.029667450	-425.15
SALT WATER DISPOSAL	SARGE TRUCKING SERVICES I	-3,585.29	0.029667450	-106.37
SALT WATER DISPOSAL	SARGE TRUCKING SERVICES I	-1,905.33	0.029667450	-56.53
SALT WATER DISPOSAL	OWL SWD OPERATING LLC	-12,736.91	0.029667450	-377.87
SALT WATER DISPOSAL	OWL SWD OPERATING LLC	-28,231.60	0.029667450	-837.56
SALT WATER DISPOSAL	NGL WATER SOLUTIONS PERM	-253.20	0.029667450	-7.51
SALT WATER DISPOSAL	LIMESTONE BASIN PROPERTIE	-1,911.42	0.029667450	-56.71
SALT WATER DISPOSAL	GOODNIGHT WATER Solutio	-644.52	0.029667450	-19.12
SALT WATER DISPOSAL	GOODNIGHT WATER Solutio	-439.13	0.029667450	-13.03
SALT WATER DISPOSAL	GOODNIGHT WATER Solutio	-10,955.05	0.029667450	-325.01
SALT WATER DISPOSAL	GOODNIGHT WATER Solutio	-3,806.91	0.029667450	-112.94



## MEWBOURNE OIL COMPANY

TOM M RAGSDALE  
400 N SAM HOUSTON PARKWAY EAST  
SUITE 601  
HOUSTON, TX 77060

INVOICE NO.: 202003-15084  
INVOICE DATE: 3-31-2020  
OWNER: 035904-1  
BILLING FOR: March 2020

REFERENCE/DESCRIPTION OF CHARGES	GROSS CHARGES	WORKING INTEREST	NET CHARGE
TREATING,DEHYDRATION,METERING PRO-KEM INC	-294.94	0.029667450	-8.75
OVERHEAD-FIXED RATE MEWBOURNE OIL COMPANY	-800.00	0.029700000	-23.73
OVERHEAD-FIXED RATE MEWBOURNE OIL COMPANY	800.00	0.032300000	25.80
Total Lease Operating Expense Cost	-200,027.75		-5,932.20

Lease Operating Expense

COMPRESSOR RENTAL/SERVICES	GRAVITY OILFIELD SERVICES	-1,299.10	0.029667450	-38.54
LEASE MAINTENANCE	AMERICAN MILLENNIUM COR	-74.48	0.029667450	-2.21
LEASE MAINTENANCE	7B ROUSTABOUT LLC	-30.36	0.029667450	-0.90
LEASE MAINTENANCE	7B ROUSTABOUT LLC	-125.18	0.029667450	-3.71
LEASE MAINTENANCE	7B ROUSTABOUT LLC	-106.24	0.029667450	-3.15
LEASE MAINTENANCE	7B ROUSTABOUT LLC	-115.72	0.029667450	-3.43
LEASE MAINTENANCE	7B ROUSTABOUT LLC	-121.79	0.029667450	-3.61
LEASE MAINTENANCE	7B ROUSTABOUT LLC	-60.71	0.029667450	-1.80
LEASE MAINTENANCE	7B ROUSTABOUT LLC	-60.71	0.029667450	-1.80
LEASE MAINTENANCE	7B ROUSTABOUT LLC	-72.86	0.029667450	-2.16
LEASE MAINTENANCE	7B ROUSTABOUT LLC	-183.21	0.029667450	-5.44
LEASE MAINTENANCE	7B ROUSTABOUT LLC	-84.46	0.029667450	-2.51
LEASE MAINTENANCE	7B ROUSTABOUT LLC	-48.57	0.029667450	-1.44
LEASE MAINTENANCE	7B ROUSTABOUT LLC	-111.42	0.029667450	-3.31
LEASE MAINTENANCE	7B ROUSTABOUT LLC	-133.93	0.029667450	-3.97
LEASE MAINTENANCE	7B ROUSTABOUT LLC	-30.36	0.029667450	-0.90
LEASE MAINTENANCE	7B ROUSTABOUT LLC	-67.50	0.029667450	-2.00
LEASE MAINTENANCE	7B ROUSTABOUT LLC	-159.64	0.029667450	-4.74
LEASE MAINTENANCE	7B ROUSTABOUT LLC	-108.22	0.029667450	-3.21
LEASE MAINTENANCE	7B ROUSTABOUT LLC	-117.86	0.029667450	-3.50
LEASE MAINTENANCE	7B ROUSTABOUT LLC	-149.46	0.029667450	-4.43
LEASE MAINTENANCE	7B ROUSTABOUT LLC	-109.29	0.029667450	-3.24
LEASE MAINTENANCE	7B ROUSTABOUT LLC	-86.43	0.029667450	-2.57
LEASE MAINTENANCE	7B ROUSTABOUT LLC	-18.21	0.029667450	-0.54
LEASE MAINTENANCE	7B ROUSTABOUT LLC	-70.89	0.029667450	-2.10
LEASE MAINTENANCE	K&S OILFIELD SUPPLIES LLC	-357.92	0.029667450	-10.62
LEASE MAINTENANCE	K&S OILFIELD SUPPLIES LLC	-51.69	0.029667450	-1.53
LEASE MAINTENANCE	K&S OILFIELD SUPPLIES LLC	-333.90	0.029667450	-9.91
LEASE MAINTENANCE	K&S OILFIELD SUPPLIES LLC	-122.62	0.029667450	-3.64
LEASE MAINTENANCE	K&S OILFIELD SUPPLIES LLC	-126.54	0.029667450	-3.75
LEASE MAINTENANCE	MPS ENTERPRISES INC	-217.98	0.029667450	-6.47
LEASE MAINTENANCE	DIVINE ENERGY SERVICES LLC	-55.79	0.029667450	-1.66
LEASE MAINTENANCE	DIVINE ENERGY SERVICES LLC	-64.37	0.029667450	-1.91
LEASE MAINTENANCE	DIVINE ENERGY SERVICES LLC	-38.62	0.029667450	-1.15
LEASE MAINTENANCE	DIVINE ENERGY SERVICES LLC	-64.37	0.029667450	-1.91
LEASE MAINTENANCE	DIVINE ENERGY SERVICES LLC	-60.08	0.029667450	-1.78

## MEWBOURNE OIL COMPANY

TOM M RAGSDALE  
400 N SAM HOUSTON PARKWAY EAST  
SUITE 601  
HOUSTON, TX 77060

INVOICE NO.: 202003-15084  
INVOICE DATE: 3-31-2020  
OWNER: 035904-1  
BILLING FOR: March 2020

REFERENCE/DESCRIPTION OF CHARGES		GROSS CHARGES	WORKING INTEREST	NET CHARGE
LEASE MAINTENANCE	DIVINE ENERGY SERVICES LL	-34.33	0.029667450	-1.02
LEASE MAINTENANCE	G&A FABRICATION LLC	-94.08	0.029667450	-2.79
LEASE MAINTENANCE	G&A FABRICATION LLC	-144.90	0.029667450	-4.30
LEASE MAINTENANCE	TRINITY OILFIELD SERVICES &	-227.95	0.029667450	-6.76
LEASE MAINTENANCE	TRINITY OILFIELD SERVICES &	-224.18	0.029667450	-6.65
LEASE MAINTENANCE	GAJESKE INC.	-51.58	0.029667450	-1.53
LEASE MAINTENANCE	EP&S LLC	-565.57	0.029667450	-16.78
LEASE MAINTENANCE	EP&S LLC	-176.93	0.029667450	-5.25
LEASE MAINTENANCE	TANKLOGIX LLC	-1,272.91	0.029667450	-37.76
LEASE MAINTENANCE	LEGACY SAFETY AND CONSUM	-178.57	0.029667450	-5.30
LEASE MAINTENANCE	LEGACY SAFETY AND CONSUM	-188.39	0.029667450	-5.59
LEASE MAINTENANCE	LEGACY SAFETY AND CONSUM	-188.39	0.029667450	-5.59
LEASE MAINTENANCE	LEGACY SAFETY AND CONSUM	-188.39	0.029667450	-5.59
LEASE MAINTENANCE	MEWBOURNE OIL COMPANY	-362.50	0.029667450	-10.75
LEASE MAINTENANCE	MEWBOURNE OIL COMPANY	-362.50	0.029667450	-10.75
LEASE MAINTENANCE	MEWBOURNE OIL COMPANY	-181.25	0.029667450	-5.38
LEASE MAINTENANCE	MEWBOURNE OIL COMPANY	-725.00	0.029667450	-21.51
MISCELLANEOUS EQUIPMENT RENTAL	D&H TRUCKING	-447.27	0.029667450	-13.27
MISCELLANEOUS EQUIPMENT RENTAL	D&H TRUCKING	-447.27	0.029667450	-13.27
MISCELLANEOUS EQUIPMENT RENTAL	D&H TRUCKING	-4,039.95	0.029667450	-119.85
PUMPING	MEWBOURNE OIL COMPANY	-850.00	0.029667450	-25.22
PUMPING	MEWBOURNE OIL COMPANY	-637.50	0.029667450	-18.91
SALT WATER DISPOSAL	SARGE TRUCKING SERVICES I	-238.16	0.029667450	-7.07
SALT WATER DISPOSAL	OWL SWD OPERATING LLC	-740.44	0.029667450	-21.97
SALT WATER DISPOSAL	OWL SWD OPERATING LLC	-19,892.71	0.029667450	-590.17
SALT WATER DISPOSAL	AY TRUCKING INC	856.77	0.029667450	25.42
SALT WATER DISPOSAL	AY TRUCKING INC	-856.77	0.029667450	-25.42
SALT WATER DISPOSAL	AY TRUCKING INC	-856.77	0.029667450	-25.42
SALT WATER DISPOSAL	AY TRUCKING INC	-1,835.10	0.029667450	-54.44
SALT WATER DISPOSAL	AY TRUCKING INC	-1,697.77	0.029667450	-50.37
SALT WATER DISPOSAL	AY TRUCKING INC	-1,176.75	0.029667450	-34.91
SALT WATER DISPOSAL	AY TRUCKING INC	-214.19	0.029667450	-6.35
SALT WATER DISPOSAL	AY TRUCKING INC	-448.10	0.029667450	-13.29
SALT WATER DISPOSAL	AY TRUCKING INC	-4,498.70	0.029667450	-133.46
SALT WATER DISPOSAL	AY TRUCKING INC	-392.26	0.029667450	-11.64
SALT WATER DISPOSAL	AY TRUCKING INC	-1,571.00	0.029667450	-46.61
SALT WATER DISPOSAL	LIMESTONE BASIN PROPERTIE	-1,309.42	0.029667450	-38.85
SALT WATER DISPOSAL	GOODNIGHT WATER Solutio	-132.80	0.029667450	-3.94
TREATING,DEHYDRATION,METERING	JET LABORATORIES INC	-39.55	0.029667450	-1.17
OVERHEAD-FIXED RATE	MEWBOURNE OIL COMPANY	-800.00	0.029700000	-23.73
OVERHEAD-FIXED RATE	MEWBOURNE OIL COMPANY	800.00	0.032300000	25.80
Total Lease Operating Expense Cost		-51,673.61		-1,530.95

## MEWBOURNE OIL COMPANY

TOM M RAGSDALE  
400 N SAM HOUSTON PARKWAY EAST  
SUITE 601  
HOUSTON, TX 77060

INVOICE NO.: 202003-15084  
INVOICE DATE: 3-31-2020  
OWNER: 035904-1  
BILLING FOR: March 2020

REFERENCE/DESCRIPTION OF CHARGES		GROSS CHARGES	WORKING INTEREST	NET CHARGE
<u>Lease Operating Expense</u>				
COMPRESSOR RENTAL/SERVICES	D&H TRUCKING	-216.42	0.029667450	-6.42
COMPRESSOR RENTAL/SERVICES	GRAVITY OILFIELD SERVICES	-1,661.43	0.029667450	-49.29
COMPRESSOR RENTAL/SERVICES	GRAVITY OILFIELD SERVICES	-393.94	0.029667450	-11.69
CONTRACT SUPERVISION	PACE OILFIELD SERVICES INC	-1,156.38	0.029667450	-34.31
FUEL, POWER & ELECTRICAL	XCEL ENERGY	-645.34	0.029667450	-19.15
FUEL, POWER & ELECTRICAL	XCEL ENERGY	-254.38	0.029667450	-7.55
LEASE MAINTENANCE	AMERICAN MILLENNIUM COR	-51.40	0.029667450	-1.53
LEASE MAINTENANCE	HR COMPRESSION & SERVICE	-1,702.21	0.029667450	-50.50
LEASE MAINTENANCE	DESERT HILLS ELECTRIC SUP	-90.27	0.029667450	-2.68
LEASE MAINTENANCE	G&A FABRICATION LLC	-165.09	0.029667450	-4.90
LEASE MAINTENANCE	TURNCO ENTERPRISES LLC	-50.94	0.029667450	-1.51
LEASE MAINTENANCE	TURNCO ENTERPRISES LLC	-50.94	0.029667450	-1.51
LEASE MAINTENANCE	TURNCO ENTERPRISES LLC	-203.78	0.029667450	-6.05
LEASE MAINTENANCE	REAL TIME AUTOMATION LLC	-20.75	0.029667450	-0.62
LEASE MAINTENANCE	EP&S LLC	-244.67	0.029667450	-7.26
LEASE MAINTENANCE	EP&S LLC	-333.21	0.029667450	-9.89
LEASE MAINTENANCE	LEGACY SAFETY AND CONSUM	-37.67	0.029667450	-1.12
LEASE MAINTENANCE	LEGACY SAFETY AND CONSUM	-37.67	0.029667450	-1.12
LEASE MAINTENANCE	MEWBOURNE OIL COMPANY	-239.25	0.029667450	-7.10
LEASE MAINTENANCE	MEWBOURNE OIL COMPANY	-362.50	0.029667450	-10.75
LEASE MAINTENANCE	MEWBOURNE OIL COMPANY	-181.25	0.029667450	-5.38
LEASE MAINTENANCE	MEWBOURNE OIL COMPANY	-362.50	0.029667450	-10.75
PRIME MOVER MAINTENANCE	HR COMPRESSION & SERVICE	-154.40	0.029667450	-4.58
PUMPING	MEWBOURNE OIL COMPANY	-825.00	0.029667450	-24.48
PUMPING	MEWBOURNE OIL COMPANY	-618.75	0.029667450	-18.36
SALT WATER DISPOSAL	OWL SWD OPERATING LLC	-7,217.04	0.029667450	-214.11
SALT WATER DISPOSAL	NGL WATER SOLUTIONS PERM	-131.88	0.029667450	-3.91
SALT WATER DISPOSAL	NGL WATER SOLUTIONS PERM	-8,409.60	0.029667450	-249.49
SALT WATER DISPOSAL	LIMESTONE BASIN PROPERTIE	-475.05	0.029667450	-14.09
WELL SERVICE & REPAIR	D & L METERS AND INSTRUMI	-900.90	0.029667450	-26.73
WELL SERVICE & REPAIR	L & R WELL SERVICE INC	-768.20	0.029667450	-22.79
WELL SERVICE & REPAIR	L & R WELL SERVICE INC	-661.61	0.029667450	-19.63
WELL SERVICE & REPAIR	L & R WELL SERVICE INC	-286.09	0.029667450	-8.49
WELL SERVICE & REPAIR	L & R WELL SERVICE INC	-8,609.54	0.029667450	-255.42
WIRELINE & SPECIAL SURVEYS	PRICE ENERGY CONSULTING I	-1,000.00	0.029667450	-29.67
OVERHEAD-FIXED RATE	MEWBOURNE OIL COMPANY	-800.00	0.029700000	-23.73
OVERHEAD-FIXED RATE	MEWBOURNE OIL COMPANY	800.00	0.032300000	25.80
Total Lease Operating Expense Cost		-38,520.05		-1,140.76

Lease Operating Expense

## MEWBOURNE OIL COMPANY

TOM M RAGSDALE  
400 N SAM HOUSTON PARKWAY EAST  
SUITE 601  
HOUSTON, TX 77060

INVOICE NO.: 202003-15084  
INVOICE DATE: 3-31-2020  
OWNER: 035904-1  
BILLING FOR: March 2020

REFERENCE/DESCRIPTION OF CHARGES		GROSS CHARGES	WORKING INTEREST	NET CHARGE
COMPANY SUPERVISION	MEWBOURNE OIL COMPANY	-625.00	0.029667450	-18.54
COMPANY SUPERVISION	MEWBOURNE OIL COMPANY	-1,250.00	0.029667450	-37.08
COMPANY SUPERVISION	MEWBOURNE OIL COMPANY	-1,250.00	0.029667450	-37.08
COMPANY SUPERVISION	MEWBOURNE OIL COMPANY	-2,500.00	0.029667450	-74.17
COMPANY SUPERVISION	MEWBOURNE OIL COMPANY	-1,037.50	0.029667450	-30.78
COMPRESSOR RENTAL/SERVICES	GRAVITY OILFIELD SERVICES	-2,732.29	0.029667450	-81.06
COMPRESSOR RENTAL/SERVICES	GRAVITY OILFIELD SERVICES	-1,494.53	0.029667450	-44.34
CONTRACT SUPERVISION	PACE OILFIELD SERVICES INC	-2,354.80	0.029667450	-69.86
CONTRACT SUPERVISION	PACE OILFIELD SERVICES INC	-147.17	0.029667450	-4.37
CONTRACT SUPERVISION	PACE OILFIELD SERVICES INC	-1,156.38	0.029667450	-34.31
CONTRACT SUPERVISION	PACE OILFIELD SERVICES INC	-2,354.80	0.029667450	-69.86
CONTRACT SUPERVISION	PACE OILFIELD SERVICES INC	-2,354.80	0.029667450	-69.86
CONTRACT SUPERVISION	PACE OILFIELD SERVICES INC	-147.17	0.029667450	-4.37
CONTRACT SUPERVISION	PACE OILFIELD SERVICES INC	-2,354.80	0.029667450	-69.86
CONTRACT SUPERVISION	PACE OILFIELD SERVICES INC	-588.70	0.029667450	-17.47
FUEL, POWER & ELECTRICAL	XCEL ENERGY	-596.93	0.029667450	-17.71
LEASE MAINTENANCE	T&J VALVE	-3.92	0.029667450	-0.12
LEASE MAINTENANCE	TFH LTD CO	-249.78	0.029667450	-7.41
LEASE MAINTENANCE	GARNER PUMP & SUPPLY INC	-27.91	0.029667450	-0.83
LEASE MAINTENANCE	AMERICAN MILLENNIUM COR	-51.40	0.029667450	-1.53
LEASE MAINTENANCE	K&S OILFIELD SUPPLIES LLC	-30.34	0.029667450	-0.90
LEASE MAINTENANCE	K&S OILFIELD SUPPLIES LLC	-115.51	0.029667450	-3.43
LEASE MAINTENANCE	K&S OILFIELD SUPPLIES LLC	-18.88	0.029667450	-0.56
LEASE MAINTENANCE	HR COMPRESSION & SERVICES	-1,401.86	0.029667450	-41.59
LEASE MAINTENANCE	TURNCO ENTERPRISES LLC	-407.55	0.029667450	-12.09
LEASE MAINTENANCE	TURNCO ENTERPRISES LLC	-47.03	0.029667450	-1.40
LEASE MAINTENANCE	TURNCO ENTERPRISES LLC	-39.19	0.029667450	-1.16
LEASE MAINTENANCE	TURNCO ENTERPRISES LLC	-43.11	0.029667450	-1.28
LEASE MAINTENANCE	TURNCO ENTERPRISES LLC	-39.19	0.029667450	-1.16
LEASE MAINTENANCE	INGRAM PROFESSIONAL SERV	-255.88	0.029667450	-7.59
LEASE MAINTENANCE	CRAIN HOT OIL SERVICE LLC	-848.10	0.029667450	-25.16
LEASE MAINTENANCE	CRAIN HOT OIL SERVICE LLC	-471.86	0.029667450	-14.00
LEASE MAINTENANCE	HARMAC ENERGY SERVICES I	-4,572.28	0.029667450	-135.65
LEASE MAINTENANCE	TANKLOGIX LLC	-2,287.47	0.029667450	-67.86
LEASE MAINTENANCE	AY TRUCKING INC	-315.38	0.029667450	-9.36
LEASE MAINTENANCE	AY TRUCKING INC	-210.25	0.029667450	-6.24
LEASE MAINTENANCE	AY TRUCKING INC	-379.16	0.029667450	-11.25
LEASE MAINTENANCE	AY TRUCKING INC	-97.21	0.029667450	-2.88
LEASE MAINTENANCE	MEWBOURNE OIL COMPANY	-362.50	0.029667450	-10.75
LEASE MAINTENANCE	MEWBOURNE OIL COMPANY	-362.50	0.029667450	-10.75
LEASE MAINTENANCE	MEWBOURNE OIL COMPANY	-246.50	0.029667450	-7.31
MISCELLANEOUS EQUIPMENT RENTAL	MEWBOURNE OIL COMPANY	-45.00	0.029667450	-1.33

## MEWBOURNE OIL COMPANY

TOM M RAGSDALE  
400 N SAM HOUSTON PARKWAY EAST  
SUITE 601  
HOUSTON, TX 77060

INVOICE NO.: 202003-15084  
INVOICE DATE: 3-31-2020  
OWNER: 035904-1  
BILLING FOR: March 2020

REFERENCE/DESCRIPTION OF CHARGES		GROSS CHARGES	WORKING INTEREST	NET CHARGE
PUMPING	MEWBOURNE OIL COMPANY	-800.00	0.029667450	-23.73
PUMPING	MEWBOURNE OIL COMPANY	-600.00	0.029667450	-17.80
SALT WATER DISPOSAL	LIONS TRANSPORT CORP	-393.44	0.029667450	-11.67
SALT WATER DISPOSAL	OWL SWD OPERATING LLC	-5,538.41	0.029667450	-164.31
SALT WATER DISPOSAL	AY TRUCKING INC	-5,637.05	0.029667450	-167.24
SALT WATER DISPOSAL	AY TRUCKING INC	-5,989.97	0.029667450	-177.71
SALT WATER DISPOSAL	LIMESTONE BASIN PROPERTIE	-479.95	0.029667450	-14.24
TREATING,DEHYDRATION,METERING	MEWBOURNE OIL COMPANY-I	-150.00	0.029667450	-4.45
WELL SERVICE & REPAIR	GARNER PUMP & SUPPLY INC	-431.71	0.029667450	-12.81
WELL SERVICE & REPAIR	L & E SERVICES LLC	-2,097.97	0.029667450	-62.24
WELL SERVICE & REPAIR	GUNS UP SERVICES	-2,207.95	0.029667450	-65.51
WELL SERVICE & REPAIR	EXCALIBUR OILFIELD SERVIC	-1,345.67	0.029667450	-39.92
OVERHEAD-FIXED RATE	MEWBOURNE OIL COMPANY	-837.60	0.029700000	-24.85
OVERHEAD-FIXED RATE	MEWBOURNE OIL COMPANY	837.60	0.032200000	27.01
Total Lease Operating Expense Cost		-61,546.75		-1,823.78

Lease Operating Expense

CHEMICALS-WATER TREATING	IMPERATIVE CHEMICAL PART	-167.55	0.029667450	-4.97
COMPANY SUPERVISION	PACE OILFIELD SERVICES INC	-1,177.40	0.029667450	-34.93
COMPRESSOR RENTAL/SERVICES	LESLIE CRAIG	-75.55	0.029667450	-2.24
COMPRESSOR RENTAL/SERVICES	LESLIE CRAIG	-61.11	0.029667450	-1.81
CONTRACT SUPERVISION	PACE OILFIELD SERVICES INC	-1,177.40	0.029667450	-34.93
CONTRACT SUPERVISION	PACE OILFIELD SERVICES INC	-147.17	0.029667450	-4.37
CONTRACT SUPERVISION	PACE OILFIELD SERVICES INC	-147.17	0.029667450	-4.37
CONTRACT SUPERVISION	PACE OILFIELD SERVICES INC	-1,177.40	0.029667450	-34.93
CONTRACT SUPERVISION	PACE OILFIELD SERVICES INC	-1,177.40	0.029667450	-34.93
CONTRACT SUPERVISION	PACE OILFIELD SERVICES INC	-578.19	0.029667450	-17.15
CONTRACT SUPERVISION	PACE OILFIELD SERVICES INC	-504.60	0.029667450	-14.97
FUEL, POWER & ELECTRICAL	XCEL ENERGY	-404.51	0.029667450	-12.00
FUEL, POWER & ELECTRICAL	PILOT THOMAS LOGISTICS LL	-301.08	0.029667450	-8.93
FUEL, POWER & ELECTRICAL	PILOT THOMAS LOGISTICS LL	-233.14	0.029667450	-6.92
FUEL, POWER & ELECTRICAL	PILOT THOMAS LOGISTICS LL	-111.44	0.029667450	-3.31
LEASE MAINTENANCE	T&J VALVE	-805.73	0.029667450	-23.91
LEASE MAINTENANCE	INDIAN FIRE & SAFETY, A DXF	-360.74	0.029667450	-10.70
LEASE MAINTENANCE	TFH LTD CO	-384.02	0.029667450	-11.39
LEASE MAINTENANCE	GARNER PUMP & SUPPLY INC	-219.96	0.029667450	-6.53
LEASE MAINTENANCE	GARNER PUMP & SUPPLY INC	-53.87	0.029667450	-1.60
LEASE MAINTENANCE	GARNER PUMP & SUPPLY INC	-1,711.20	0.029667450	-50.77
LEASE MAINTENANCE	AMERICAN MILLENNIUM COR	-25.70	0.029667450	-0.76
LEASE MAINTENANCE	7B ROUSTABOUT LLC	-835.00	0.029667450	-24.77
LEASE MAINTENANCE	7B ROUSTABOUT LLC	-195.00	0.029667450	-5.78
LEASE MAINTENANCE	7B ROUSTABOUT LLC	-325.00	0.029667450	-9.64



## MEWBOURNE OIL COMPANY

TOM M RAGSDALE  
400 N SAM HOUSTON PARKWAY EAST  
SUITE 601  
HOUSTON, TX 77060

INVOICE NO.: 202003-15084  
INVOICE DATE: 3-31-2020  
OWNER: 035904-1  
BILLING FOR: March 2020

REFERENCE/DESCRIPTION OF CHARGES		GROSS CHARGES	WORKING INTEREST	NET CHARGE
LEASE MAINTENANCE	K&S OILFIELD SUPPLIES LLC	-267.14	0.029667450	-7.93
LEASE MAINTENANCE	K&S OILFIELD SUPPLIES LLC	-98.92	0.029667450	-2.94
LEASE MAINTENANCE	K&S OILFIELD SUPPLIES LLC	-431.14	0.029667450	-12.79
LEASE MAINTENANCE	K&S OILFIELD SUPPLIES LLC	-27.94	0.029667450	-0.83
LEASE MAINTENANCE	K&S OILFIELD SUPPLIES LLC	-19.37	0.029667450	-0.57
LEASE MAINTENANCE	MPS ENTERPRISES INC	-52.43	0.029667450	-1.56
LEASE MAINTENANCE	DIVINE ENERGY SERVICES LLC	-34.38	0.029667450	-1.02
LEASE MAINTENANCE	TURNCO ENTERPRISES LLC	-19.60	0.029667450	-0.58
LEASE MAINTENANCE	TURNCO ENTERPRISES LLC	-203.78	0.029667450	-6.05
LEASE MAINTENANCE	TURNCO ENTERPRISES LLC	-407.55	0.029667450	-12.09
LEASE MAINTENANCE	TURNCO ENTERPRISES LLC	-15.68	0.029667450	-0.47
LEASE MAINTENANCE	TURNCO ENTERPRISES LLC	-611.33	0.029667450	-18.14
LEASE MAINTENANCE	INGRAM PROFESSIONAL SERV	-159.33	0.029667450	-4.73
LEASE MAINTENANCE	FLATLAND HOLDINGS LLC	-44.85	0.029667450	-1.33
LEASE MAINTENANCE	FLATLAND HOLDINGS LLC	-48.29	0.029667450	-1.43
LEASE MAINTENANCE	FLATLAND HOLDINGS LLC	-48.29	0.029667450	-1.43
LEASE MAINTENANCE	FLATLAND HOLDINGS LLC	-44.85	0.029667450	-1.33
LEASE MAINTENANCE	FLATLAND HOLDINGS LLC	-44.85	0.029667450	-1.33
LEASE MAINTENANCE	FLATLAND HOLDINGS LLC	-44.85	0.029667450	-1.33
LEASE MAINTENANCE	FLATLAND HOLDINGS LLC	-17.26	0.029667450	-0.51
LEASE MAINTENANCE	FLATLAND HOLDINGS LLC	-17.26	0.029667450	-0.51
LEASE MAINTENANCE	FLATLAND HOLDINGS LLC	-17.26	0.029667450	-0.51
LEASE MAINTENANCE	FLATLAND HOLDINGS LLC	-17.26	0.029667450	-0.51
LEASE MAINTENANCE	FLATLAND HOLDINGS LLC	-16.85	0.029667450	-0.50
LEASE MAINTENANCE	FLATLAND HOLDINGS LLC	-16.85	0.029667450	-0.50
LEASE MAINTENANCE	OWL SWD OPERATING LLC	-52.46	0.029667450	-1.56
LEASE MAINTENANCE	EP&S LLC	-106.83	0.029667450	-3.17
LEASE MAINTENANCE	EP&S LLC	-71.50	0.029667450	-2.12
LEASE MAINTENANCE	EP&S LLC	-79.16	0.029667450	-2.35
LEASE MAINTENANCE	EP&S LLC	-77.34	0.029667450	-2.30
LEASE MAINTENANCE	EP&S LLC	-68.41	0.029667450	-2.03
LEASE MAINTENANCE	EP&S LLC	-75.08	0.029667450	-2.23
LEASE MAINTENANCE	WILDCAT PUMP & ENGINE REI	-375.39	0.029667450	-11.14
LEASE MAINTENANCE	AY TRUCKING INC	-252.30	0.029667450	-7.48
LEASE MAINTENANCE	LEGACY SAFETY AND CONSUM	-10.58	0.029667450	-0.31
LEASE MAINTENANCE	LEGACY SAFETY AND CONSUM	-81.16	0.029667450	-2.41
LEASE MAINTENANCE	ACCELERATED WATER RESOL	-569.70	0.029667450	-16.90
LEASE MAINTENANCE	MEWBOURNE OIL COMPANY	-387.50	0.029667450	-11.50
LEASE MAINTENANCE	MEWBOURNE OIL COMPANY	-899.00	0.029667450	-26.67
MISCELLANEOUS EQUIPMENT RENTAL	MEWBOURNE OIL COMPANY	-271.00	0.029667450	-8.04
PUMPING	MEWBOURNE OIL COMPANY	-800.00	0.029667450	-23.73
PUMPING	MEWBOURNE OIL COMPANY	-600.00	0.029667450	-17.80

## MEWBOURNE OIL COMPANY

TOM M RAGSDALE  
400 N SAM HOUSTON PARKWAY EAST  
SUITE 601  
HOUSTON, TX 77060

INVOICE NO.: 202003-15084  
INVOICE DATE: 3-31-2020  
OWNER: 035904-1  
BILLING FOR: March 2020

REFERENCE/DESCRIPTION OF CHARGES		GROSS CHARGES	WORKING INTEREST	NET CHARGE
SALT WATER DISPOSAL	OWL SWD OPERATING LLC	-453.90	0.029667450	-13.47
SALT WATER DISPOSAL	OWL SWD OPERATING LLC	-7,682.59	0.029667450	-227.92
SALT WATER DISPOSAL	NGL WATER SOLUTIONS PERM	-153.24	0.029667450	-4.55
SALT WATER DISPOSAL	NGL WATER SOLUTIONS PERM	-73.55	0.029667450	-2.18
SALT WATER DISPOSAL	NGL WATER SOLUTIONS PERM	-5,179.45	0.029667450	-153.66
SALT WATER DISPOSAL	LIMESTONE BASIN PROPERTIE	-505.70	0.029667450	-15.00
SITE RESTORATION & EXCAVATION	WILDCAT PUMP & ENGINE REI	-3,871.78	0.029667450	-114.87
TREATING,DEHYDRATION,METERING	MEWBOURNE OIL COMPANY-I	-150.00	0.029667450	-4.45
OVERHEAD-FIXED RATE	MEWBOURNE OIL COMPANY	-837.60	0.029700000	-24.85
OVERHEAD-FIXED RATE	MEWBOURNE OIL COMPANY	837.60	0.032200000	27.01
Total Lease Operating Expense Cost		-37,932.26		-1,123.21

Lease Operating Expense

CHEMICALS-WATER TREATING	IMPERATIVE CHEMICAL PART	-166.83	0.029667450	-4.95
CHEMICALS-WATER TREATING	IMPERATIVE CHEMICAL PART	-130.85	0.029667450	-3.88
CHEMICALS-WATER TREATING	IMPERATIVE CHEMICAL PART	-130.85	0.029667450	-3.88
COMPRESSOR RENTAL/SERVICES	LESLIE CRAIG	-30.33	0.029667450	-0.90
COMPRESSOR RENTAL/SERVICES	LESLIE CRAIG	-31.34	0.029667450	-0.93
COMPRESSOR RENTAL/SERVICES	GRAVITY OILFIELD SERVICES	-172.45	0.029667450	-5.12
COMPRESSOR RENTAL/SERVICES	GRAVITY OILFIELD SERVICES	-1,027.95	0.029667450	-30.50
COMPRESSOR RENTAL/SERVICES	GRAVITY OILFIELD SERVICES	-12.54	0.029667450	-0.37
COMPRESSOR RENTAL/SERVICES	GRAVITY OILFIELD SERVICES	-522.59	0.029667450	-15.50
CONTRACT SUPERVISION	PACE OILFIELD SERVICES INC	-378.45	0.029667450	-11.23
CONTRACT SUPERVISION	PACE OILFIELD SERVICES INC	-336.40	0.029667450	-9.98
FUEL, POWER & ELECTRICAL	XCEL ENERGY	-89.40	0.029667450	-2.65
LEASE MAINTENANCE	GARNER PUMP & SUPPLY INC	-1,014.63	0.029667450	-30.10
LEASE MAINTENANCE	GARNER PUMP & SUPPLY INC	-374.15	0.029667450	-11.10
LEASE MAINTENANCE	7B ROUSTABOUT LLC	-260.00	0.029667450	-7.71
LEASE MAINTENANCE	7B ROUSTABOUT LLC	-260.00	0.029667450	-7.71
LEASE MAINTENANCE	7B ROUSTABOUT LLC	-130.00	0.029667450	-3.86
LEASE MAINTENANCE	7B ROUSTABOUT LLC	-130.00	0.029667450	-3.86
LEASE MAINTENANCE	7B ROUSTABOUT LLC	-130.00	0.029667450	-3.86
LEASE MAINTENANCE	K&S OILFIELD SUPPLIES LLC	-471.47	0.029667450	-13.99
LEASE MAINTENANCE	K&S OILFIELD SUPPLIES LLC	-636.32	0.029667450	-18.88
LEASE MAINTENANCE	G&A FABRICATION LLC	-321.12	0.029667450	-9.53
LEASE MAINTENANCE	TURNCO ENTERPRISES LLC	-203.78	0.029667450	-6.05
LEASE MAINTENANCE	TURNCO ENTERPRISES LLC	-305.66	0.029667450	-9.07
LEASE MAINTENANCE	INGRAM PROFESSIONAL SERV	-161.15	0.029667450	-4.78
LEASE MAINTENANCE	INGRAM PROFESSIONAL SERV	-138.01	0.029667450	-4.09
LEASE MAINTENANCE	B & B WELDING INC	-5,826.34	0.029667450	-172.85
LEASE MAINTENANCE	TRINITY OILFIELD SERVICES &	-151.92	0.029667450	-4.51
LEASE MAINTENANCE	TRINITY OILFIELD SERVICES &	-142.44	0.029667450	-4.23

## MEWBOURNE OIL COMPANY

TOM M RAGSDALE  
400 N SAM HOUSTON PARKWAY EAST  
SUITE 601  
HOUSTON, TX 77060

INVOICE NO.: 202003-15084  
INVOICE DATE: 3-31-2020  
OWNER: 035904-1  
BILLING FOR: March 2020

REFERENCE/DESCRIPTION OF CHARGES		GROSS CHARGES	WORKING INTEREST	NET CHARGE
LEASE MAINTENANCE	IMPERATIVE CHEMICAL PART	-672.04	0.029667450	-19.94
LEASE MAINTENANCE	EP&S LLC	-81.58	0.029667450	-2.42
LEASE MAINTENANCE	TANKLOGIX LLC	-139.94	0.029667450	-4.15
LEASE MAINTENANCE	MEWBOURNE OIL COMPANY	-775.00	0.029667450	-22.99
LEASE MAINTENANCE	MEWBOURNE OIL COMPANY	-581.25	0.029667450	-17.25
MISCELLANEOUS EQUIPMENT RENTAL	MEWBOURNE OIL COMPANY	-280.00	0.029667450	-8.31
PRIME MOVER MAINTENANCE	HR COMPRESSION & SERVICES	-70.92	0.029667450	-2.10
PUMPING	MEWBOURNE OIL COMPANY	-800.00	0.029667450	-23.73
PUMPING	MEWBOURNE OIL COMPANY	-600.00	0.029667450	-17.80
SALT WATER DISPOSAL	OWL SWD OPERATING LLC	-3,364.27	0.029667450	-99.81
SALT WATER DISPOSAL	NGL WATER SOLUTIONS PERM	-5,518.90	0.029667450	-163.73
SALT WATER DISPOSAL	LIMESTONE BASIN PROPERTIE	-221.45	0.029667450	-6.57
SITE RESTORATION & EXCAVATION	R360 ENVIRONMENTAL SOLUT	-854.55	0.029667450	-25.35
SITE RESTORATION & EXCAVATION	WILDCAT PUMP & ENGINE REI	-4,547.46	0.029667450	-134.91
OVERHEAD-FIXED RATE	MEWBOURNE OIL COMPANY	-837.60	0.029700000	-24.85
OVERHEAD-FIXED RATE	MEWBOURNE OIL COMPANY	837.60	0.032200000	27.01
Total Lease Operating Expense Cost		-32,194.33		-952.97

Lease Operating Expense

CHEMICALS-WATER TREATING	IMPERATIVE CHEMICAL PART	-135.31	0.029667450	-4.01
CHEMICALS-WATER TREATING	IMPERATIVE CHEMICAL PART	-237.90	0.029667450	-7.06
CHEMICALS-WATER TREATING	IMPERATIVE CHEMICAL PART	-47.58	0.029667450	-1.41
COMPANY SUPERVISION	MEWBOURNE OIL COMPANY	-312.50	0.029667450	-9.27
COMPANY SUPERVISION	MEWBOURNE OIL COMPANY	-412.50	0.029667450	-12.24
COMPRESSOR RENTAL/SERVICES	BASILINE ENERGY SERVICES	-98.72	0.029667450	-2.93
COMPRESSOR RENTAL/SERVICES	GRAVITY OILFIELD SERVICES	-48.61	0.029667450	-1.44
CONTRACT SUPERVISION	PACE OILFIELD SERVICES INC	-291.53	0.029667450	-8.65
CONTRACT SUPERVISION	PACE OILFIELD SERVICES INC	-291.53	0.029667450	-8.65
CONTRACT SUPERVISION	PACE OILFIELD SERVICES INC	-291.53	0.029667450	-8.65
CONTRACT SUPERVISION	PACE OILFIELD SERVICES INC	-291.53	0.029667450	-8.65
CONTRACT SUPERVISION	PACE OILFIELD SERVICES INC	-291.53	0.029667450	-8.65
CONTRACT SUPERVISION	PACE OILFIELD SERVICES INC	-291.53	0.029667450	-8.65
FUEL, POWER & ELECTRICAL	XCEL ENERGY	-485.43	0.029667450	-14.40
FUEL, POWER & ELECTRICAL	XCEL ENERGY	-346.14	0.029667450	-10.27
LEASE MAINTENANCE	T&J VALVE	-169.54	0.029667450	-5.03
LEASE MAINTENANCE	AMERICAN MILLENNIUM COR	-26.10	0.029667450	-0.77
LEASE MAINTENANCE	AMERICAN MILLENNIUM COR	-51.40	0.029667450	-1.53
LEASE MAINTENANCE	KEYSTONE PUMP & SUPPLY LI	-513.88	0.029667450	-15.25
LEASE MAINTENANCE	KEYSTONE PUMP & SUPPLY LI	-334.68	0.029667450	-9.93
LEASE MAINTENANCE	7B ROUSTABOUT LLC	-195.00	0.029667450	-5.78
LEASE MAINTENANCE	7B ROUSTABOUT LLC	-225.00	0.029667450	-6.68
LEASE MAINTENANCE	7B ROUSTABOUT LLC	-1,080.00	0.029667450	-32.04

## MEWBOURNE OIL COMPANY

TOM M RAGSDALE  
400 N SAM HOUSTON PARKWAY EAST  
SUITE 601  
HOUSTON, TX 77060

INVOICE NO.: 202003-15084  
INVOICE DATE: 3-31-2020  
OWNER: 035904-1  
BILLING FOR: March 2020

REFERENCE/DESCRIPTION OF CHARGES		GROSS CHARGES	WORKING INTEREST	NET CHARGE
LEASE MAINTENANCE	K&S OILFIELD SUPPLIES LLC	-147.35	0.029667450	-4.37
LEASE MAINTENANCE	K&S OILFIELD SUPPLIES LLC	-943.68	0.029667450	-28.00
LEASE MAINTENANCE	K&S OILFIELD SUPPLIES LLC	-78.48	0.029667450	-2.33
LEASE MAINTENANCE	K&S OILFIELD SUPPLIES LLC	-2,413.67	0.029667450	-71.61
LEASE MAINTENANCE	G&A FABRICATION LLC	-110.74	0.029667450	-3.29
LEASE MAINTENANCE	TURNCO ENTERPRISES LLC	-305.66	0.029667450	-9.07
LEASE MAINTENANCE	INGRAM PROFESSIONAL SERV	-1,468.12	0.029667450	-43.56
LEASE MAINTENANCE	INGRAM PROFESSIONAL SERV	-402.89	0.029667450	-11.95
LEASE MAINTENANCE	TRINITY OILFIELD SERVICES &	-296.12	0.029667450	-8.78
LEASE MAINTENANCE	IMPERATIVE CHEMICAL PART	-84.77	0.029667450	-2.52
LEASE MAINTENANCE	TANKLOGIX LLC	-1,020.96	0.029667450	-30.29
LEASE MAINTENANCE	TANKLOGIX LLC	-103.38	0.029667450	-3.07
LEASE MAINTENANCE	TANKLOGIX LLC	-66.04	0.029667450	-1.96
LEASE MAINTENANCE	TANKLOGIX LLC	-118.41	0.029667450	-3.51
LEASE MAINTENANCE	MEWBOURNE OIL COMPANY	-263.50	0.029667450	-7.82
MISCELLANEOUS EQUIPMENT RENTAL	MEWBOURNE OIL COMPANY	-271.00	0.029667450	-8.04
PRIME MOVER MAINTENANCE	HR COMPRESSION & SERVICES	-450.04	0.029667450	-13.35
PRIME MOVER MAINTENANCE	G&A FABRICATION LLC	-154.57	0.029667450	-4.59
PUMPING	MEWBOURNE OIL COMPANY	-825.00	0.029667450	-24.48
PUMPING	MEWBOURNE OIL COMPANY	-618.75	0.029667450	-18.36
SALT WATER DISPOSAL	OWL SWD OPERATING LLC	-4,600.90	0.029667450	-136.50
SALT WATER DISPOSAL	NGL WATER SOLUTIONS PERM	-10,150.11	0.029667450	-301.13
SALT WATER DISPOSAL	LIMESTONE BASIN PROPERTIE	-302.87	0.029667450	-8.98
OVERHEAD-FIXED RATE	MEWBOURNE OIL COMPANY	-837.60	0.029700000	-24.85
OVERHEAD-FIXED RATE	MEWBOURNE OIL COMPANY	837.60	0.032200000	27.01
Total Lease Operating Expense Cost		-31,666.48		-937.34

Lease Operating Expense

CHEMICALS-WATER TREATING	IMPERATIVE CHEMICAL PART	-297.68	0.029667450	-8.83
COMPANY SUPERVISION	MEWBOURNE OIL COMPANY	-2,500.00	0.029667450	-74.17
COMPRESSOR RENTAL/SERVICES	GRAVITY OILFIELD SERVICES	-410.06	0.029667450	-12.16
COMPRESSOR RENTAL/SERVICES	GRAVITY OILFIELD SERVICES	-38.15	0.029667450	-1.13
COMPRESSOR RENTAL/SERVICES	GRAVITY OILFIELD SERVICES	-423.73	0.029667450	-12.57
CONTRACT SUPERVISION	PACE OILFIELD SERVICES INC	-54.99	0.029667450	-1.63
CONTRACT SUPERVISION	PACE OILFIELD SERVICES INC	-291.53	0.029667450	-8.65
CONTRACT SUPERVISION	PACE OILFIELD SERVICES INC	-291.53	0.029667450	-8.65
FUEL, POWER & ELECTRICAL	XCEL ENERGY	-291.58	0.029667450	-8.65
LEASE MAINTENANCE	GARNER PUMP & SUPPLY INC	-1,162.02	0.029667450	-34.48
LEASE MAINTENANCE	GARNER PUMP & SUPPLY INC	-951.54	0.029667450	-28.23
LEASE MAINTENANCE	AMERICAN MILLENNIUM COR	-39.72	0.029667450	-1.18
LEASE MAINTENANCE	THE GASCO MANUFACTURING	-104.16	0.029667450	-3.09
LEASE MAINTENANCE	K&S OILFIELD SUPPLIES LLC	-6.41	0.029667450	-0.19

## MEWBOURNE OIL COMPANY

TOM M RAGSDALE  
400 N SAM HOUSTON PARKWAY EAST  
SUITE 601  
HOUSTON, TX 77060

INVOICE NO.: 202003-15084  
INVOICE DATE: 3-31-2020  
OWNER: 035904-1  
BILLING FOR: March 2020

REFERENCE/DESCRIPTION OF CHARGES		GROSS CHARGES	WORKING INTEREST	NET CHARGE
LEASE MAINTENANCE	PACE OILFIELD SERVICES INC	-291.53	0.029667450	-8.65
LEASE MAINTENANCE	TURNCO ENTERPRISES LLC	-203.78	0.029667450	-6.05
LEASE MAINTENANCE	B & B WELDING INC	-543.88	0.029667450	-16.14
LEASE MAINTENANCE	TRINITY OILFIELD SERVICES &	-21.10	0.029667450	-0.63
LEASE MAINTENANCE	TRINITY OILFIELD SERVICES &	-60.06	0.029667450	-1.78
LEASE MAINTENANCE	TRINITY OILFIELD SERVICES &	-67.57	0.029667450	-2.00
LEASE MAINTENANCE	TRINITY OILFIELD SERVICES &	-36.53	0.029667450	-1.08
LEASE MAINTENANCE	TRINITY OILFIELD SERVICES &	-42.20	0.029667450	-1.25
LEASE MAINTENANCE	TANKLOGIX LLC	-87.40	0.029667450	-2.60
LEASE MAINTENANCE	TANKLOGIX LLC	-45.84	0.029667450	-1.36
LEASE MAINTENANCE	MEWBOURNE OIL COMPANY	-519.25	0.029667450	-15.40
MISCELLANEOUS EQUIPMENT RENTAL	MEWBOURNE OIL COMPANY	-280.00	0.029667450	-8.31
PUMPING	MEWBOURNE OIL COMPANY	-850.00	0.029667450	-25.22
PUMPING	MEWBOURNE OIL COMPANY	-637.50	0.029667450	-18.91
SALT WATER DISPOSAL	OWL SWD OPERATING LLC	-3,798.76	0.029667450	-112.70
SALT WATER DISPOSAL	NGL WATER SOLUTIONS PERM	-5,180.53	0.029667450	-153.69
SALT WATER DISPOSAL	NGL WATER SOLUTIONS PERM	-1,581.17	0.029667450	-46.91
SALT WATER DISPOSAL	NGL WATER SOLUTIONS PERM	-5,293.20	0.029667450	-157.04
SALT WATER DISPOSAL	LIMESTONE BASIN PROPERTIE	-250.05	0.029667450	-7.42
SITE RESTORATION & EXCAVATION	SUNDANCE SERVICES INC	-41.61	0.029667450	-1.23
OVERHEAD-FIXED RATE	MEWBOURNE OIL COMPANY	-837.60	0.029700000	-24.85
OVERHEAD-FIXED RATE	MEWBOURNE OIL COMPANY	837.60	0.032200000	27.01
Total Lease Operating Expense Cost		-26,695.06		-789.82

Lease Operating Expense

CHEMICALS-WATER TREATING	IMPERATIVE CHEMICAL PART	-59.48	0.029667450	-1.76
CHEMICALS-WATER TREATING	IMPERATIVE CHEMICAL PART	-130.85	0.029667450	-3.88
CHEMICALS-WATER TREATING	IMPERATIVE CHEMICAL PART	-279.24	0.029667450	-8.28
COMPANY SUPERVISION	MEWBOURNE OIL COMPANY	-1,200.00	0.029667450	-35.60
COMPANY SUPERVISION	MEWBOURNE OIL COMPANY	-1,200.00	0.029667450	-35.60
COMPRESSOR MAINTENANCE	G&A FABRICATION LLC	-19.09	0.029667450	-0.57
COMPRESSOR MAINTENANCE	G&A FABRICATION LLC	-147.70	0.029667450	-4.38
COMPRESSOR RENTAL/SERVICES	NATURAL GAS SERVICES GRO	-541.90	0.029667450	-16.08
COMPRESSOR RENTAL/SERVICES	NATURAL GAS SERVICES GRO	-4,199.74	0.029667450	-124.60
COMPRESSOR RENTAL/SERVICES	GRAVITY OILFIELD SERVICES	-39.42	0.029667450	-1.17
CONTRACT SUPERVISION	PACE OILFIELD SERVICES INC	-291.53	0.029667450	-8.65
CONTRACT SUPERVISION	PACE OILFIELD SERVICES INC	-291.53	0.029667450	-8.65
CONTRACT SUPERVISION	PACE OILFIELD SERVICES INC	-27.90	0.029667450	-0.83
CONTRACT SUPERVISION	PACE OILFIELD SERVICES INC	-291.53	0.029667450	-8.65
CONTRACT SUPERVISION	PACE OILFIELD SERVICES INC	-291.53	0.029667450	-8.65
FUEL, POWER & ELECTRICAL	XCEL ENERGY	-205.30	0.029667450	-6.09
FUEL, POWER & ELECTRICAL	PILOT THOMAS LOGISTICS LL	-77.58	0.029667450	-2.30



## MEWBOURNE OIL COMPANY

TOM M RAGSDALE  
400 N SAM HOUSTON PARKWAY EAST  
SUITE 601  
HOUSTON, TX 77060

INVOICE NO.: 202003-15084  
INVOICE DATE: 3-31-2020  
OWNER: 035904-1  
BILLING FOR: March 2020

REFERENCE/DESCRIPTION OF CHARGES		GROSS CHARGES	WORKING INTEREST	NET CHARGE
FUEL, POWER & ELECTRICAL	PILOT THOMAS LOGISTICS LLC	-44.13	0.029667450	-1.31
FUEL, POWER & ELECTRICAL	PILOT THOMAS LOGISTICS LLC	-10.07	0.029667450	-0.30
LEASE MAINTENANCE	AMERICAN MILLENNIUM CORP	-27.43	0.029667450	-0.81
LEASE MAINTENANCE	JW OILFIELD HAULING INC	-2,339.20	0.029667450	-69.40
LEASE MAINTENANCE	K&S OILFIELD SUPPLIES LLC	-33.66	0.029667450	-1.00
LEASE MAINTENANCE	MPS ENTERPRISES INC	-98.06	0.029667450	-2.91
LEASE MAINTENANCE	TURNCO ENTERPRISES LLC	-15.68	0.029667450	-0.47
LEASE MAINTENANCE	TURNCO ENTERPRISES LLC	-19.60	0.029667450	-0.58
LEASE MAINTENANCE	TURNCO ENTERPRISES LLC	-43.11	0.029667450	-1.28
LEASE MAINTENANCE	TURNCO ENTERPRISES LLC	-23.51	0.029667450	-0.70
LEASE MAINTENANCE	TURNCO ENTERPRISES LLC	-47.03	0.029667450	-1.40
LEASE MAINTENANCE	TURNCO ENTERPRISES LLC	-47.03	0.029667450	-1.40
LEASE MAINTENANCE	TRINITY OILFIELD SERVICES &	-124.68	0.029667450	-3.70
LEASE MAINTENANCE	TRINITY OILFIELD SERVICES &	-234.19	0.029667450	-6.95
LEASE MAINTENANCE	TRINITY OILFIELD SERVICES &	-2,051.98	0.029667450	-60.88
LEASE MAINTENANCE	TRINITY OILFIELD SERVICES &	-548.60	0.029667450	-16.28
LEASE MAINTENANCE	TRINITY OILFIELD SERVICES &	-1,920.10	0.029667450	-56.96
LEASE MAINTENANCE	MEWBOURNE OIL COMPANY	-775.00	0.029667450	-22.99
LEASE MAINTENANCE	MEWBOURNE OIL COMPANY	-450.00	0.029667450	-13.35
LEASE MAINTENANCE	MEWBOURNE OIL COMPANY	-775.00	0.029667450	-22.99
MISCELLANEOUS EQUIPMENT RENTAL	MEWBOURNE OIL COMPANY	-280.00	0.029667450	-8.31
PRIME MOVER MAINTENANCE	HR COMPRESSION & SERVICES	-48.44	0.029667450	-1.44
PRIME MOVER MAINTENANCE	HR COMPRESSION & SERVICES	-182.32	0.029667450	-5.41
PUMPING	MEWBOURNE OIL COMPANY	-850.00	0.029667450	-25.22
PUMPING	MEWBOURNE OIL COMPANY	-637.50	0.029667450	-18.91
SALT WATER DISPOSAL	OWL SWD OPERATING LLC	-2,149.67	0.029667450	-63.78
SALT WATER DISPOSAL	AY TRUCKING INC	-146.25	0.029667450	-4.34
SALT WATER DISPOSAL	LIMESTONE BASIN PROPERTIES	-141.52	0.029667450	-4.20
WELL EQUIPMENT-SURFACE	DIVINE WIRELINE SOLUTIONS	-7,540.45	0.029667450	-223.71
OVERHEAD-FIXED RATE	MEWBOURNE OIL COMPANY	-837.60	0.029700000	-24.85
OVERHEAD-FIXED RATE	MEWBOURNE OIL COMPANY	837.60	0.032200000	27.01
Total Lease Operating Expense Cost		-30,898.53		-914.56
<u>Lease Operating Expense</u>				
COMPANY SUPERVISION	MEWBOURNE OIL COMPANY	-575.00	0.031093200	-17.88
COMPRESSOR MAINTENANCE	G&A FABRICATION LLC	-137.72	0.031093200	-4.28
COMPRESSOR RENTAL/SERVICES	TFH LTD CO	-41.20	0.031093200	-1.28
COMPRESSOR RENTAL/SERVICES	TFH LTD CO	-165.36	0.031093200	-5.14
COMPRESSOR RENTAL/SERVICES	TFH LTD CO	-214.38	0.031093200	-6.67
COMPRESSOR RENTAL/SERVICES	GRAVITY OILFIELD SERVICES	-252.21	0.031093200	-7.84
COMPRESSOR RENTAL/SERVICES	GRAVITY OILFIELD SERVICES	-259.61	0.031093200	-8.07
CONTRACT SUPERVISION	PACE OILFIELD SERVICES INC	-291.53	0.031093200	-9.06

## MEWBOURNE OIL COMPANY

TOM M RAGSDALE  
400 N SAM HOUSTON PARKWAY EAST  
SUITE 601  
HOUSTON, TX 77060

**INVOICE NO.:** 202003-15084  
**INVOICE DATE:** 3-31-2020  
**OWNER:** 035904-1  
**BILLING FOR:** March 2020

REFERENCE/DESCRIPTION OF CHARGES		GROSS CHARGES	WORKING INTEREST	NET CHARGE
CONTRACT SUPERVISION	PACE OILFIELD SERVICES INC	-291.53	0.031093200	-9.06
CONTRACT SUPERVISION	PACE OILFIELD SERVICES INC	-291.53	0.031093200	-9.06
CONTRACT SUPERVISION	PACE OILFIELD SERVICES INC	-291.53	0.031093200	-9.06
CONTRACT SUPERVISION	PACE OILFIELD SERVICES INC	-291.53	0.031093200	-9.06
FUEL, POWER & ELECTRICAL	XCEL ENERGY	-151.09	0.031093200	-4.70
FUEL, POWER & ELECTRICAL	PILOT THOMAS LOGISTICS LLC	-199.20	0.031093200	-6.19
FUEL, POWER & ELECTRICAL	PILOT THOMAS LOGISTICS LLC	-119.15	0.031093200	-3.71
FUEL, POWER & ELECTRICAL	PILOT THOMAS LOGISTICS LLC	-160.47	0.031093200	-4.99
FUEL, POWER & ELECTRICAL	PILOT THOMAS LOGISTICS LLC	-177.44	0.031093200	-5.52
FUEL, POWER & ELECTRICAL	PILOT THOMAS LOGISTICS LLC	-176.50	0.031093200	-5.49
FUEL, POWER & ELECTRICAL	PILOT THOMAS LOGISTICS LLC	-120.00	0.031093200	-3.73
FUEL, POWER & ELECTRICAL	PILOT THOMAS LOGISTICS LLC	-136.61	0.031093200	-4.25
FUEL, POWER & ELECTRICAL	PILOT THOMAS LOGISTICS LLC	-123.99	0.031093200	-3.86
FUEL, POWER & ELECTRICAL	PILOT THOMAS LOGISTICS LLC	-93.26	0.031093200	-2.90
FUEL, POWER & ELECTRICAL	PILOT THOMAS LOGISTICS LLC	-48.15	0.031093200	-1.50
FUEL, POWER & ELECTRICAL	PILOT THOMAS LOGISTICS LLC	-10.96	0.031093200	-0.34
FUEL, POWER & ELECTRICAL	PILOT THOMAS LOGISTICS LLC	-32.40	0.031093200	-1.01
FUEL, POWER & ELECTRICAL	PILOT THOMAS LOGISTICS LLC	-83.27	0.031093200	-2.59
FUEL, POWER & ELECTRICAL	PILOT THOMAS LOGISTICS LLC	-265.27	0.031093200	-8.25
LEASE MAINTENANCE	T&J VALVE	-25.27	0.031093200	-0.79
LEASE MAINTENANCE	CUSTOM WELDING OF HOBBS	-27.46	0.031093200	-0.85
LEASE MAINTENANCE	7B ROUSTABOUT LLC	-151.55	0.031093200	-4.71
LEASE MAINTENANCE	K&S OILFIELD SUPPLIES LLC	-31.24	0.031093200	-0.97
LEASE MAINTENANCE	K&S OILFIELD SUPPLIES LLC	-33.51	0.031093200	-1.04
LEASE MAINTENANCE	K&S OILFIELD SUPPLIES LLC	-210.42	0.031093200	-6.54
LEASE MAINTENANCE	TURNCO ENTERPRISES LLC	-23.51	0.031093200	-0.73
LEASE MAINTENANCE	TURNCO ENTERPRISES LLC	-19.60	0.031093200	-0.61
LEASE MAINTENANCE	TURNCO ENTERPRISES LLC	-50.95	0.031093200	-1.58
LEASE MAINTENANCE	TURNCO ENTERPRISES LLC	-50.95	0.031093200	-1.58
LEASE MAINTENANCE	TURNCO ENTERPRISES LLC	-23.51	0.031093200	-0.73
LEASE MAINTENANCE	TURNCO ENTERPRISES LLC	-11.76	0.031093200	-0.37
LEASE MAINTENANCE	TURNCO ENTERPRISES LLC	-35.28	0.031093200	-1.10
LEASE MAINTENANCE	TURNCO ENTERPRISES LLC	-101.89	0.031093200	-3.17
LEASE MAINTENANCE	TURNCO ENTERPRISES LLC	-15.68	0.031093200	-0.49
LEASE MAINTENANCE	TURNCO ENTERPRISES LLC	-31.35	0.031093200	-0.97
LEASE MAINTENANCE	TURNCO ENTERPRISES LLC	-7.84	0.031093200	-0.24
LEASE MAINTENANCE	TURNCO ENTERPRISES LLC	-58.79	0.031093200	-1.83
LEASE MAINTENANCE	INGRAM PROFESSIONAL SERV	-37.04	0.031093200	-1.15
LEASE MAINTENANCE	INGRAM PROFESSIONAL SERV	-78.62	0.031093200	-2.44
LEASE MAINTENANCE	TRINITY OILFIELD SERVICES &	-57.18	0.031093200	-1.78
LEASE MAINTENANCE	TRINITY OILFIELD SERVICES &	-369.25	0.031093200	-11.48
LEASE MAINTENANCE	FLATLAND HOLDINGS LLC	-20.35	0.031093200	-0.63

## MEWBOURNE OIL COMPANY

TOM M RAGSDALE  
400 N SAM HOUSTON PARKWAY EAST  
SUITE 601  
HOUSTON, TX 77060

**INVOICE NO.:** 202003-15084  
**INVOICE DATE:** 3-31-2020  
**OWNER:** 035904-1  
**BILLING FOR:** March 2020

REFERENCE/DESCRIPTION OF CHARGES		GROSS CHARGES	WORKING INTEREST	NET CHARGE
LEASE MAINTENANCE	NOVA TRUCKING LLC	-103.15	0.031093200	-3.21
LEASE MAINTENANCE	IMPERATIVE ACID SERVICES I	-772.13	0.031093200	-24.01
LEASE MAINTENANCE	TANKLOGIX LLC	-48.34	0.031093200	-1.51
LEASE MAINTENANCE	LEGACY SAFETY AND CONSUM	-49.19	0.031093200	-1.53
LEASE MAINTENANCE	LEGACY SAFETY AND CONSUM	-56.28	0.031093200	-1.75
LEASE MAINTENANCE	MEWBOURNE OIL COMPANY	-643.25	0.031093200	-20.00
LEASE MAINTENANCE	TNT SPECIALTIES DBA TNT OI	-853.59	0.031093200	-26.54
MISCELLANEOUS EQUIPMENT RENTAL	MEWBOURNE OIL COMPANY	-271.38	0.031093200	-8.44
PRIME MOVER MAINTENANCE	HR COMPRESSION & SERVICE	-1,261.09	0.031093200	-39.21
PRIME MOVER MAINTENANCE	HR COMPRESSION & SERVICE	-267.52	0.031093200	-8.32
PRIME MOVER MAINTENANCE	HR COMPRESSION & SERVICE	-30.73	0.031093200	-0.95
PRIME MOVER MAINTENANCE	HR COMPRESSION & SERVICE	-25.30	0.031093200	-0.79
PUMPING	MEWBOURNE OIL COMPANY	-825.00	0.031093200	-25.65
PUMPING	MEWBOURNE OIL COMPANY	-618.75	0.031093200	-19.24
SALT WATER DISPOSAL	OWL SWD OPERATING LLC	-4,524.94	0.031093200	-140.69
SALT WATER DISPOSAL	NGL WATER SOLUTIONS PERM	-2,836.91	0.031093200	-88.21
SALT WATER DISPOSAL	AY TRUCKING INC	-180.75	0.031093200	-5.62
SALT WATER DISPOSAL	LIMESTONE BASIN PROPERTIE	-297.84	0.031093200	-9.26
TREATING,DEHYDRATION,METERING	MEWBOURNE OIL COMPANY-I	-1,050.00	0.031093200	-32.65
OVERHEAD-FIXED RATE	MEWBOURNE OIL COMPANY	-837.60	0.031100000	-26.04
OVERHEAD-FIXED RATE	MEWBOURNE OIL COMPANY	837.60	0.032200000	27.01
COMPANY SUPERVISION	MEWBOURNE OIL COMPANY	575.00	0.032250710	18.55
COMPRESSOR MAINTENANCE	G&A FABRICATION LLC	137.72	0.032250710	4.44
COMPRESSOR RENTAL/SERVICES	TFH LTD CO	41.20	0.032250710	1.33
COMPRESSOR RENTAL/SERVICES	TFH LTD CO	165.36	0.032250710	5.33
COMPRESSOR RENTAL/SERVICES	TFH LTD CO	214.38	0.032250710	6.92
COMPRESSOR RENTAL/SERVICES	GRAVITY OILFIELD SERVICES	252.21	0.032250710	8.13
COMPRESSOR RENTAL/SERVICES	GRAVITY OILFIELD SERVICES	259.61	0.032250710	8.37
CONTRACT SUPERVISION	PACE OILFIELD SERVICES INC	291.53	0.032250710	9.40
CONTRACT SUPERVISION	PACE OILFIELD SERVICES INC	291.53	0.032250710	9.40
CONTRACT SUPERVISION	PACE OILFIELD SERVICES INC	291.53	0.032250710	9.40
CONTRACT SUPERVISION	PACE OILFIELD SERVICES INC	291.53	0.032250710	9.40
CONTRACT SUPERVISION	PACE OILFIELD SERVICES INC	291.53	0.032250710	9.40
FUEL, POWER & ELECTRICAL	XCEL ENERGY	151.09	0.032250710	4.87
FUEL, POWER & ELECTRICAL	PILOT THOMAS LOGISTICS LL	199.20	0.032250710	6.42
FUEL, POWER & ELECTRICAL	PILOT THOMAS LOGISTICS LL	119.15	0.032250710	3.85
FUEL, POWER & ELECTRICAL	PILOT THOMAS LOGISTICS LL	160.47	0.032250710	5.18
FUEL, POWER & ELECTRICAL	PILOT THOMAS LOGISTICS LL	177.44	0.032250710	5.73
FUEL, POWER & ELECTRICAL	PILOT THOMAS LOGISTICS LL	176.50	0.032250710	5.69
FUEL, POWER & ELECTRICAL	PILOT THOMAS LOGISTICS LL	120.00	0.032250710	3.87
FUEL, POWER & ELECTRICAL	PILOT THOMAS LOGISTICS LL	136.61	0.032250710	4.41
FUEL, POWER & ELECTRICAL	PILOT THOMAS LOGISTICS LL	123.99	0.032250710	4.00

## MEWBOURNE OIL COMPANY

TOM M RAGSDALE  
400 N SAM HOUSTON PARKWAY EAST  
SUITE 601  
HOUSTON, TX 77060

**INVOICE NO.:** 202003-15084  
**INVOICE DATE:** 3-31-2020  
**OWNER:** 035904-1  
**BILLING FOR:** March 2020

REFERENCE/DESCRIPTION OF CHARGES		GROSS CHARGES	WORKING INTEREST	NET CHARGE
FUEL, POWER & ELECTRICAL	PILOT THOMAS LOGISTICS LLC	93.26	0.032250710	3.01
FUEL, POWER & ELECTRICAL	PILOT THOMAS LOGISTICS LLC	48.15	0.032250710	1.56
FUEL, POWER & ELECTRICAL	PILOT THOMAS LOGISTICS LLC	10.96	0.032250710	0.35
FUEL, POWER & ELECTRICAL	PILOT THOMAS LOGISTICS LLC	32.40	0.032250710	1.05
FUEL, POWER & ELECTRICAL	PILOT THOMAS LOGISTICS LLC	83.27	0.032250710	2.69
FUEL, POWER & ELECTRICAL	PILOT THOMAS LOGISTICS LLC	265.27	0.032250710	8.56
LEASE MAINTENANCE	T&J VALVE	25.27	0.032250710	0.82
LEASE MAINTENANCE	CUSTOM WELDING OF HOBBS	27.46	0.032250710	0.88
LEASE MAINTENANCE	7B ROUSTABOUT LLC	151.55	0.032250710	4.89
LEASE MAINTENANCE	K&S OILFIELD SUPPLIES LLC	31.24	0.032250710	1.01
LEASE MAINTENANCE	K&S OILFIELD SUPPLIES LLC	33.51	0.032250710	1.08
LEASE MAINTENANCE	K&S OILFIELD SUPPLIES LLC	210.42	0.032250710	6.78
LEASE MAINTENANCE	TURNCO ENTERPRISES LLC	23.51	0.032250710	0.76
LEASE MAINTENANCE	TURNCO ENTERPRISES LLC	19.60	0.032250710	0.63
LEASE MAINTENANCE	TURNCO ENTERPRISES LLC	50.95	0.032250710	1.64
LEASE MAINTENANCE	TURNCO ENTERPRISES LLC	50.95	0.032250710	1.64
LEASE MAINTENANCE	TURNCO ENTERPRISES LLC	23.51	0.032250710	0.76
LEASE MAINTENANCE	TURNCO ENTERPRISES LLC	11.76	0.032250710	0.38
LEASE MAINTENANCE	TURNCO ENTERPRISES LLC	35.28	0.032250710	1.14
LEASE MAINTENANCE	TURNCO ENTERPRISES LLC	101.89	0.032250710	3.29
LEASE MAINTENANCE	TURNCO ENTERPRISES LLC	15.68	0.032250710	0.51
LEASE MAINTENANCE	TURNCO ENTERPRISES LLC	31.35	0.032250710	1.01
LEASE MAINTENANCE	TURNCO ENTERPRISES LLC	7.84	0.032250710	0.25
LEASE MAINTENANCE	TURNCO ENTERPRISES LLC	58.79	0.032250710	1.90
LEASE MAINTENANCE	INGRAM PROFESSIONAL SERVICE	37.04	0.032250710	1.19
LEASE MAINTENANCE	INGRAM PROFESSIONAL SERVICE	78.62	0.032250710	2.53
LEASE MAINTENANCE	TRINITY OILFIELD SERVICES & SUPPLIES	57.18	0.032250710	1.85
LEASE MAINTENANCE	TRINITY OILFIELD SERVICES & SUPPLIES	369.25	0.032250710	11.91
LEASE MAINTENANCE	FLATLAND HOLDINGS LLC	20.35	0.032250710	0.65
LEASE MAINTENANCE	NOVA TRUCKING LLC	103.15	0.032250710	3.33
LEASE MAINTENANCE	IMPERATIVE ACID SERVICES INC	772.13	0.032250710	24.90
LEASE MAINTENANCE	TANKLOGIX LLC	48.34	0.032250710	1.56
LEASE MAINTENANCE	LEGACY SAFETY AND CONSULTING	49.19	0.032250710	1.59
LEASE MAINTENANCE	LEGACY SAFETY AND CONSULTING	56.28	0.032250710	1.82
LEASE MAINTENANCE	MEWBOURNE OIL COMPANY	643.25	0.032250710	20.74
LEASE MAINTENANCE	TNT SPECIALTIES DBA TNT OILFIELD	853.59	0.032250710	27.53
MISCELLANEOUS EQUIPMENT RENTAL	MEWBOURNE OIL COMPANY	271.38	0.032250710	8.75
PRIME MOVER MAINTENANCE	HR COMPRESSION & SERVICES	1,261.09	0.032250710	40.67
PRIME MOVER MAINTENANCE	HR COMPRESSION & SERVICES	267.52	0.032250710	8.63
PRIME MOVER MAINTENANCE	HR COMPRESSION & SERVICES	30.73	0.032250710	0.99
PRIME MOVER MAINTENANCE	HR COMPRESSION & SERVICES	25.30	0.032250710	0.82
PUMPING	MEWBOURNE OIL COMPANY	825.00	0.032250710	26.60

## MEWBOURNE OIL COMPANY

TOM M RAGSDALE  
400 N SAM HOUSTON PARKWAY EAST  
SUITE 601  
HOUSTON, TX 77060

**INVOICE NO.:** 202003-15084  
**INVOICE DATE:** 3-31-2020  
**OWNER:** 035904-1  
**BILLING FOR:** March 2020

REFERENCE/DESCRIPTION OF CHARGES		GROSS CHARGES	WORKING INTEREST	NET CHARGE
PUMPING	MEWBOURNE OIL COMPANY	618.75	0.032250710	19.96
SALT WATER DISPOSAL	OWL SWD OPERATING LLC	4,524.94	0.032250710	145.93
SALT WATER DISPOSAL	NGL WATER SOLUTIONS PERM	2,836.91	0.032250710	91.49
SALT WATER DISPOSAL	AY TRUCKING INC	180.75	0.032250710	5.83
SALT WATER DISPOSAL	LIMESTONE BASIN PROPERTIE	297.84	0.032250710	9.60
TREATING,DEHYDRATION,METERING	MEWBOURNE OIL COMPANY-I	1,050.00	0.032250710	33.87
Total Lease Operating Expense Cost		0.00		25.54
<u>Lease Operating Expense</u>				
ADVALOREM TAXES	TAXATION & REVENUE DEPAI	-9,068.31	0.031093200	-281.96
CHEMICALS-WATER TREATING	IMPERATIVE CHEMICAL PART	-130.85	0.031093200	-4.07
CHEMICALS-WATER TREATING	IMPERATIVE CHEMICAL PART	-227.49	0.031093200	-7.07
CHEMICALS-WATER TREATING	IMPERATIVE CHEMICAL PART	-386.58	0.031093200	-12.02
CHEMICALS-WATER TREATING	IMPERATIVE CHEMICAL PART	-261.69	0.031093200	-8.14
COMPANY SUPERVISION	MEWBOURNE OIL COMPANY	-1,175.00	0.031093200	-36.53
COMPRESSOR MAINTENANCE	G&A FABRICATION LLC	-185.11	0.031093200	-5.76
COMPRESSOR RENTAL/SERVICES	NATURAL GAS SERVICES GRO	-4,199.74	0.031093200	-130.58
COMPRESSOR RENTAL/SERVICES	NATURAL GAS SERVICES GRO	-4,199.74	0.031093200	-130.58
COMPRESSOR RENTAL/SERVICES	GRAVITY OILFIELD SERVICES	-23.46	0.031093200	-0.73
COMPRESSOR RENTAL/SERVICES	GRAVITY OILFIELD SERVICES	-22.71	0.031093200	-0.71
COMPRESSOR RENTAL/SERVICES	GRAVITY OILFIELD SERVICES	-29.56	0.031093200	-0.92
COMPRESSOR RENTAL/SERVICES	GRAVITY OILFIELD SERVICES	-317.79	0.031093200	-9.88
CONTRACT SUPERVISION	PACE OILFIELD SERVICES INC	-27.50	0.031093200	-0.85
CONTRACT SUPERVISION	PACE OILFIELD SERVICES INC	-291.53	0.031093200	-9.06
CONTRACT SUPERVISION	PACE OILFIELD SERVICES INC	-291.53	0.031093200	-9.06
CONTRACT SUPERVISION	PACE OILFIELD SERVICES INC	-28.71	0.031093200	-0.89
CONTRACT SUPERVISION	PACE OILFIELD SERVICES INC	-291.53	0.031093200	-9.06
CONTRACT SUPERVISION	PACE OILFIELD SERVICES INC	-291.53	0.031093200	-9.06
FUEL, POWER & ELECTRICAL	XCEL ENERGY	-257.59	0.031093200	-8.01
FUEL, POWER & ELECTRICAL	PILOT THOMAS LOGISTICS LL	-57.49	0.031093200	-1.79
FUEL, POWER & ELECTRICAL	PILOT THOMAS LOGISTICS LL	-59.61	0.031093200	-1.85
FUEL, POWER & ELECTRICAL	PILOT THOMAS LOGISTICS LL	-67.44	0.031093200	-2.10
FUEL, POWER & ELECTRICAL	PILOT THOMAS LOGISTICS LL	-51.72	0.031093200	-1.61
FUEL, POWER & ELECTRICAL	PILOT THOMAS LOGISTICS LL	-132.13	0.031093200	-4.11
FUEL, POWER & ELECTRICAL	PILOT THOMAS LOGISTICS LL	-114.67	0.031093200	-3.57
FUEL, POWER & ELECTRICAL	PILOT THOMAS LOGISTICS LL	-99.75	0.031093200	-3.10
FUEL, POWER & ELECTRICAL	PILOT THOMAS LOGISTICS LL	-50.84	0.031093200	-1.58
FUEL, POWER & ELECTRICAL	PILOT THOMAS LOGISTICS LL	-22.01	0.031093200	-0.68
FUEL, POWER & ELECTRICAL	PILOT THOMAS LOGISTICS LL	-44.40	0.031093200	-1.38
LEASE MAINTENANCE	AMERICAN MILLENNIUM COR	-28.06	0.031093200	-0.87
LEASE MAINTENANCE	AMERICAN MILLENNIUM COR	-49.42	0.031093200	-1.54
LEASE MAINTENANCE	KEYSTONE PUMP & SUPPLY LI	-5,467.83	0.031093200	-170.01



## MEWBOURNE OIL COMPANY

TOM M RAGSDALE  
400 N SAM HOUSTON PARKWAY EAST  
SUITE 601  
HOUSTON, TX 77060

INVOICE NO.: 202003-15084  
INVOICE DATE: 3-31-2020  
OWNER: 035904-1  
BILLING FOR: March 2020

REFERENCE/DESCRIPTION OF CHARGES		GROSS CHARGES	WORKING INTEREST	NET CHARGE
LEASE MAINTENANCE	K&S OILFIELD SUPPLIES LLC	-3,849.70	0.031093200	-119.70
LEASE MAINTENANCE	K&S OILFIELD SUPPLIES LLC	-1,633.83	0.031093200	-50.80
LEASE MAINTENANCE	TURNCO ENTERPRISES LLC	-458.49	0.031093200	-14.25
LEASE MAINTENANCE	TURNCO ENTERPRISES LLC	-11.76	0.031093200	-0.37
LEASE MAINTENANCE	TURNCO ENTERPRISES LLC	-142.50	0.031093200	-4.43
LEASE MAINTENANCE	TURNCO ENTERPRISES LLC	-380.00	0.031093200	-11.82
LEASE MAINTENANCE	TURNCO ENTERPRISES LLC	-855.00	0.031093200	-26.59
LEASE MAINTENANCE	TURNCO ENTERPRISES LLC	-380.00	0.031093200	-11.82
LEASE MAINTENANCE	INGRAM PROFESSIONAL SERV	-17.16	0.031093200	-0.53
LEASE MAINTENANCE	INGRAM PROFESSIONAL SERV	-18.49	0.031093200	-0.57
LEASE MAINTENANCE	B & B WELDING INC	-336.43	0.031093200	-10.46
LEASE MAINTENANCE	EP&S LLC	-165.92	0.031093200	-5.16
LEASE MAINTENANCE	TANKLOGIX LLC	-43.91	0.031093200	-1.37
LEASE MAINTENANCE	AY TRUCKING INC	-13.65	0.031093200	-0.42
LEASE MAINTENANCE	AY TRUCKING INC	-13.41	0.031093200	-0.42
LEASE MAINTENANCE	AY TRUCKING INC	-17.39	0.031093200	-0.54
LEASE MAINTENANCE	AY TRUCKING INC	-15.16	0.031093200	-0.47
LEASE MAINTENANCE	AY TRUCKING INC	-15.16	0.031093200	-0.47
LEASE MAINTENANCE	AY TRUCKING INC	-16.89	0.031093200	-0.52
LEASE MAINTENANCE	LEGACY SAFETY AND CONSUM	-26.36	0.031093200	-0.82
LEASE MAINTENANCE	MEWBOURNE OIL COMPANY	-449.50	0.031093200	-13.98
LEASE MAINTENANCE	MEWBOURNE OIL COMPANY	-581.25	0.031093200	-18.07
MISCELLANEOUS EQUIPMENT RENTAL	MEWBOURNE OIL COMPANY	-280.43	0.031093200	-8.72
PRIME MOVER MAINTENANCE	HR COMPRESSION & SERVICE	-45.65	0.031093200	-1.42
PROFESSIONAL SERVICES	PRICE ENERGY CONSULTING I	-1,750.00	0.031093200	-54.41
PUMPING	MEWBOURNE OIL COMPANY	-825.00	0.031093200	-25.65
PUMPING	MEWBOURNE OIL COMPANY	-618.75	0.031093200	-19.24
SALT WATER DISPOSAL	OWL SWD OPERATING LLC	-46.21	0.031093200	-1.44
SALT WATER DISPOSAL	OWL SWD OPERATING LLC	-14.79	0.031093200	-0.46
SALT WATER DISPOSAL	OWL SWD OPERATING LLC	-28.98	0.031093200	-0.90
SALT WATER DISPOSAL	OWL SWD OPERATING LLC	-4,577.35	0.031093200	-142.32
SALT WATER DISPOSAL	NGL WATER SOLUTIONS PERM	-3,244.18	0.031093200	-100.87
SALT WATER DISPOSAL	NGL WATER SOLUTIONS PERM	-4,292.14	0.031093200	-133.46
SALT WATER DISPOSAL	LIMESTONE BASIN PROPERTIE	-301.30	0.031093200	-9.37
TREATING,DEHYDRATION,METERING	MEWBOURNE OIL COMPANY-I	-900.00	0.031093200	-27.98
TREATING,DEHYDRATION,METERING	PRO-KEM INC	-294.94	0.031093200	-9.17
OVERHEAD-FIXED RATE	MEWBOURNE OIL COMPANY	-837.60	0.031100000	-26.04
OVERHEAD-FIXED RATE	MEWBOURNE OIL COMPANY	837.60	0.032200000	27.01
ADVALOREM TAXES	TAXATION & REVENUE DEPAI	9,068.31	0.032250710	292.46
CHEMICALS-WATER TREATING	IMPERATIVE CHEMICAL PART	130.85	0.032250710	4.22
CHEMICALS-WATER TREATING	IMPERATIVE CHEMICAL PART	227.49	0.032250710	7.33
CHEMICALS-WATER TREATING	IMPERATIVE CHEMICAL PART	386.58	0.032250710	12.47

## MEWBOURNE OIL COMPANY

TOM M RAGSDALE  
400 N SAM HOUSTON PARKWAY EAST  
SUITE 601  
HOUSTON, TX 77060

**INVOICE NO.:** 202003-15084  
**INVOICE DATE:** 3-31-2020  
**OWNER:** 035904-1  
**BILLING FOR:** March 2020

REFERENCE/DESCRIPTION OF CHARGES		GROSS CHARGES	WORKING INTEREST	NET CHARGE
CHEMICALS-WATER TREATING	IMPERATIVE CHEMICAL PART	261.69	0.032250710	8.44
COMPANY SUPERVISION	MEWBOURNE OIL COMPANY	1,175.00	0.032250710	37.89
COMPRESSOR MAINTENANCE	G&A FABRICATION LLC	185.11	0.032250710	5.97
COMPRESSOR RENTAL/SERVICES	NATURAL GAS SERVICES GRO	4,199.74	0.032250710	135.44
COMPRESSOR RENTAL/SERVICES	NATURAL GAS SERVICES GRO	4,199.74	0.032250710	135.44
COMPRESSOR RENTAL/SERVICES	GRAVITY OILFIELD SERVICES	23.46	0.032250710	0.76
COMPRESSOR RENTAL/SERVICES	GRAVITY OILFIELD SERVICES	22.71	0.032250710	0.74
COMPRESSOR RENTAL/SERVICES	GRAVITY OILFIELD SERVICES	29.56	0.032250710	0.95
COMPRESSOR RENTAL/SERVICES	GRAVITY OILFIELD SERVICES	317.79	0.032250710	10.25
CONTRACT SUPERVISION	PACE OILFIELD SERVICES INC	27.50	0.032250710	0.88
CONTRACT SUPERVISION	PACE OILFIELD SERVICES INC	291.53	0.032250710	9.40
CONTRACT SUPERVISION	PACE OILFIELD SERVICES INC	291.53	0.032250710	9.40
CONTRACT SUPERVISION	PACE OILFIELD SERVICES INC	28.71	0.032250710	0.92
CONTRACT SUPERVISION	PACE OILFIELD SERVICES INC	291.53	0.032250710	9.40
CONTRACT SUPERVISION	PACE OILFIELD SERVICES INC	291.53	0.032250710	9.40
FUEL, POWER & ELECTRICAL	XCEL ENERGY	257.59	0.032250710	8.31
FUEL, POWER & ELECTRICAL	PILOT THOMAS LOGISTICS LL	57.49	0.032250710	1.86
FUEL, POWER & ELECTRICAL	PILOT THOMAS LOGISTICS LL	59.61	0.032250710	1.92
FUEL, POWER & ELECTRICAL	PILOT THOMAS LOGISTICS LL	67.44	0.032250710	2.18
FUEL, POWER & ELECTRICAL	PILOT THOMAS LOGISTICS LL	51.72	0.032250710	1.67
FUEL, POWER & ELECTRICAL	PILOT THOMAS LOGISTICS LL	132.13	0.032250710	4.26
FUEL, POWER & ELECTRICAL	PILOT THOMAS LOGISTICS LL	114.67	0.032250710	3.70
FUEL, POWER & ELECTRICAL	PILOT THOMAS LOGISTICS LL	99.75	0.032250710	3.22
FUEL, POWER & ELECTRICAL	PILOT THOMAS LOGISTICS LL	50.84	0.032250710	1.64
FUEL, POWER & ELECTRICAL	PILOT THOMAS LOGISTICS LL	22.01	0.032250710	0.71
FUEL, POWER & ELECTRICAL	PILOT THOMAS LOGISTICS LL	44.40	0.032250710	1.43
LEASE MAINTENANCE	AMERICAN MILLENNIUM COR	28.06	0.032250710	0.90
LEASE MAINTENANCE	AMERICAN MILLENNIUM COR	49.42	0.032250710	1.60
LEASE MAINTENANCE	KEYSTONE PUMP & SUPPLY LI	5,467.83	0.032250710	176.34
LEASE MAINTENANCE	K&S OILFIELD SUPPLIES LLC	3,849.70	0.032250710	124.16
LEASE MAINTENANCE	K&S OILFIELD SUPPLIES LLC	1,633.83	0.032250710	52.69
LEASE MAINTENANCE	TURNCO ENTERPRISES LLC	458.49	0.032250710	14.78
LEASE MAINTENANCE	TURNCO ENTERPRISES LLC	11.76	0.032250710	0.38
LEASE MAINTENANCE	TURNCO ENTERPRISES LLC	142.50	0.032250710	4.59
LEASE MAINTENANCE	TURNCO ENTERPRISES LLC	380.00	0.032250710	12.26
LEASE MAINTENANCE	TURNCO ENTERPRISES LLC	855.00	0.032250710	27.58
LEASE MAINTENANCE	TURNCO ENTERPRISES LLC	380.00	0.032250710	12.26
LEASE MAINTENANCE	INGRAM PROFESSIONAL SERV	17.16	0.032250710	0.55
LEASE MAINTENANCE	INGRAM PROFESSIONAL SERV	18.49	0.032250710	0.59
LEASE MAINTENANCE	B & B WELDING INC	336.43	0.032250710	10.85
LEASE MAINTENANCE	EP&S LLC	165.92	0.032250710	5.35
LEASE MAINTENANCE	TANKLOGIX LLC	43.91	0.032250710	1.42

## MEWBOURNE OIL COMPANY

TOM M RAGSDALE  
400 N SAM HOUSTON PARKWAY EAST  
SUITE 601  
HOUSTON, TX 77060

INVOICE NO.: 202003-15084  
INVOICE DATE: 3-31-2020  
OWNER: 035904-1  
BILLING FOR: March 2020

REFERENCE/DESCRIPTION OF CHARGES	GROSS CHARGES	WORKING INTEREST	NET CHARGE
LEASE MAINTENANCE AY TRUCKING INC	13.65	0.032250710	0.44
LEASE MAINTENANCE AY TRUCKING INC	13.41	0.032250710	0.44
LEASE MAINTENANCE AY TRUCKING INC	17.39	0.032250710	0.56
LEASE MAINTENANCE AY TRUCKING INC	15.16	0.032250710	0.49
LEASE MAINTENANCE AY TRUCKING INC	15.16	0.032250710	0.49
LEASE MAINTENANCE AY TRUCKING INC	16.89	0.032250710	0.54
LEASE MAINTENANCE LEGACY SAFETY AND CONSULTING	26.36	0.032250710	0.85
LEASE MAINTENANCE MEWBOURNE OIL COMPANY	449.50	0.032250710	14.50
LEASE MAINTENANCE MEWBOURNE OIL COMPANY	581.25	0.032250710	18.74
MISCELLANEOUS EQUIPMENT RENTAL MEWBOURNE OIL COMPANY	280.43	0.032250710	9.04
PRIME MOVER MAINTENANCE HR COMPRESSION & SERVICES	45.65	0.032250710	1.47
PROFESSIONAL SERVICES PRICE ENERGY CONSULTING INC	1,750.00	0.032250710	56.44
PUMPING MEWBOURNE OIL COMPANY	825.00	0.032250710	26.60
PUMPING MEWBOURNE OIL COMPANY	618.75	0.032250710	19.96
SALT WATER DISPOSAL OWL SWD OPERATING LLC	46.21	0.032250710	1.49
SALT WATER DISPOSAL OWL SWD OPERATING LLC	14.79	0.032250710	0.48
SALT WATER DISPOSAL OWL SWD OPERATING LLC	28.98	0.032250710	0.93
SALT WATER DISPOSAL OWL SWD OPERATING LLC	4,577.35	0.032250710	147.62
SALT WATER DISPOSAL NGL WATER SOLUTIONS PERMITS	3,244.18	0.032250710	104.63
SALT WATER DISPOSAL NGL WATER SOLUTIONS PERMITS	4,292.14	0.032250710	138.43
SALT WATER DISPOSAL LIMESTONE BASIN PROPERTIES	301.30	0.032250710	9.72
TREATING,DEHYDRATION,METERING MEWBOURNE OIL COMPANY-INT	900.00	0.032250710	29.02
TREATING,DEHYDRATION,METERING PRO-KEM INC	294.94	0.032250710	9.51
Total Lease Operating Expense Cost	0.00		64.20

Lease Operating Expense

CHEMICALS-WATER TREATING IMPERATIVE CHEMICAL PART	-130.85	0.031093200	-4.07
COMPRESSOR MAINTENANCE G&A FABRICATION LLC	-184.67	0.031093200	-5.74
COMPRESSOR RENTAL/SERVICES NATURAL GAS SERVICES GROUP	-4,199.74	0.031093200	-130.58
COMPRESSOR RENTAL/SERVICES BASELINE ENERGY SERVICES	-78.87	0.031093200	-2.45
COMPRESSOR RENTAL/SERVICES BASELINE ENERGY SERVICES	-46.16	0.031093200	-1.44
COMPRESSOR RENTAL/SERVICES BASELINE ENERGY SERVICES	-89.21	0.031093200	-2.77
CONTRACT SUPERVISION PACE OILFIELD SERVICES INC	-291.53	0.031093200	-9.06
CONTRACT SUPERVISION PACE OILFIELD SERVICES INC	-291.53	0.031093200	-9.06
FUEL, POWER & ELECTRICAL XCEL ENERGY	-252.48	0.031093200	-7.85
FUEL, POWER & ELECTRICAL PILOT THOMAS LOGISTICS LLC	-49.44	0.031093200	-1.54
FUEL, POWER & ELECTRICAL PILOT THOMAS LOGISTICS LLC	-23.43	0.031093200	-0.73
LEASE MAINTENANCE T&J VALVE	-2,104.30	0.031093200	-65.43
LEASE MAINTENANCE T&J VALVE	-2,064.17	0.031093200	-64.18
LEASE MAINTENANCE SUNDANCE SERVICES INC	-7.46	0.031093200	-0.23
LEASE MAINTENANCE SUNDANCE SERVICES INC	-18.17	0.031093200	-0.56
LEASE MAINTENANCE AMERICAN MILLENNIUM CORP	-25.70	0.031093200	-0.80

## MEWBOURNE OIL COMPANY

TOM M RAGSDALE  
400 N SAM HOUSTON PARKWAY EAST  
SUITE 601  
HOUSTON, TX 77060

**INVOICE NO.:** 202003-15084  
**INVOICE DATE:** 3-31-2020  
**OWNER:** 035904-1  
**BILLING FOR:** March 2020

REFERENCE/DESCRIPTION OF CHARGES		GROSS CHARGES	WORKING INTEREST	NET CHARGE
LEASE MAINTENANCE	K&S OILFIELD SUPPLIES LLC	-16.24	0.031093200	-0.50
LEASE MAINTENANCE	INGRAM PROFESSIONAL SERV	-188.26	0.031093200	-5.85
LEASE MAINTENANCE	IMPERATIVE CHEMICAL PART	-54.29	0.031093200	-1.69
LEASE MAINTENANCE	TANKLOGIX LLC	-1,563.19	0.031093200	-48.60
LEASE MAINTENANCE	TANKLOGIX LLC	-159.15	0.031093200	-4.95
LEASE MAINTENANCE	MEWBOURNE OIL COMPANY	-187.50	0.031093200	-5.83
MISCELLANEOUS EQUIPMENT RENTAL	MEWBOURNE OIL COMPANY	-271.38	0.031093200	-8.44
PUMPING	MEWBOURNE OIL COMPANY	-800.00	0.031093200	-24.87
PUMPING	MEWBOURNE OIL COMPANY	-600.00	0.031093200	-18.66
SALT WATER DISPOSAL	NGL WATER SOLUTIONS PERM	-7,492.62	0.031093200	-232.97
SALT WATER DISPOSAL	LIMESTONE BASIN PROPERTIE	-307.91	0.031093200	-9.57
TREATING,DEHYDRATION,METERING	MEWBOURNE OIL COMPANY-I	-300.00	0.031093200	-9.33
TREATING,DEHYDRATION,METERING	PRO-KEM INC	-294.94	0.031093200	-9.17
OVERHEAD-FIXED RATE	MEWBOURNE OIL COMPANY	-837.60	0.031100000	-26.04
OVERHEAD-FIXED RATE	MEWBOURNE OIL COMPANY	837.60	0.032200000	27.01
CHEMICALS-WATER TREATING	IMPERATIVE CHEMICAL PART	130.85	0.032250710	4.22
COMPRESSOR MAINTENANCE	G&A FABRICATION LLC	184.67	0.032250710	5.95
COMPRESSOR RENTAL/SERVICES	NATURAL GAS SERVICES GRO	4,199.74	0.032250710	135.44
COMPRESSOR RENTAL/SERVICES	BASELINE ENERGY SERVICES	78.87	0.032250710	2.54
COMPRESSOR RENTAL/SERVICES	BASELINE ENERGY SERVICES	46.16	0.032250710	1.49
COMPRESSOR RENTAL/SERVICES	BASELINE ENERGY SERVICES	89.21	0.032250710	2.87
CONTRACT SUPERVISION	PACE OILFIELD SERVICES INC	291.53	0.032250710	9.40
CONTRACT SUPERVISION	PACE OILFIELD SERVICES INC	291.53	0.032250710	9.40
FUEL, POWER & ELECTRICAL	XCEL ENERGY	252.48	0.032250710	8.14
FUEL, POWER & ELECTRICAL	PILOT THOMAS LOGISTICS LL	49.44	0.032250710	1.60
FUEL, POWER & ELECTRICAL	PILOT THOMAS LOGISTICS LL	23.43	0.032250710	0.76
LEASE MAINTENANCE	T&J VALVE	2,104.30	0.032250710	67.87
LEASE MAINTENANCE	T&J VALVE	2,064.17	0.032250710	66.57
LEASE MAINTENANCE	SUNDANCE SERVICES INC	7.46	0.032250710	0.24
LEASE MAINTENANCE	SUNDANCE SERVICES INC	18.17	0.032250710	0.58
LEASE MAINTENANCE	AMERICAN MILLENNIUM COR	25.70	0.032250710	0.83
LEASE MAINTENANCE	K&S OILFIELD SUPPLIES LLC	16.24	0.032250710	0.52
LEASE MAINTENANCE	INGRAM PROFESSIONAL SERV	188.26	0.032250710	6.07
LEASE MAINTENANCE	IMPERATIVE CHEMICAL PART	54.29	0.032250710	1.75
LEASE MAINTENANCE	TANKLOGIX LLC	1,563.19	0.032250710	50.41
LEASE MAINTENANCE	TANKLOGIX LLC	159.15	0.032250710	5.13
LEASE MAINTENANCE	MEWBOURNE OIL COMPANY	187.50	0.032250710	6.05
MISCELLANEOUS EQUIPMENT RENTAL	MEWBOURNE OIL COMPANY	271.38	0.032250710	8.75
PUMPING	MEWBOURNE OIL COMPANY	800.00	0.032250710	25.80
PUMPING	MEWBOURNE OIL COMPANY	600.00	0.032250710	19.35
SALT WATER DISPOSAL	NGL WATER SOLUTIONS PERM	7,492.62	0.032250710	241.64
SALT WATER DISPOSAL	LIMESTONE BASIN PROPERTIE	307.91	0.032250710	9.93

## MEWBOURNE OIL COMPANY

TOM M RAGSDALE  
400 N SAM HOUSTON PARKWAY EAST  
SUITE 601  
HOUSTON, TX 77060

**INVOICE NO.:** 202003-15084  
**INVOICE DATE:** 3-31-2020  
**OWNER:** 035904-1  
**BILLING FOR:** March 2020

REFERENCE/DESCRIPTION OF CHARGES		GROSS CHARGES	WORKING INTEREST	NET CHARGE
TREATING,DEHYDRATION,METERING	MEWBOURNE OIL COMPANY-I	300.00	0.032250710	9.68
TREATING,DEHYDRATION,METERING	PRO-KEM INC	294.94	0.032250710	9.51
Total Lease Operating Expense Cost		0.00		26.54

Lease Operating Expense

CHEMICALS-WATER TREATING	IMPERATIVE CHEMICAL PART	-83.27	0.031093200	-2.59
CHEMICALS-WATER TREATING	IMPERATIVE CHEMICAL PART	-238.20	0.031093200	-7.41
CHEMICALS-WATER TREATING	IMPERATIVE CHEMICAL PART	-226.01	0.031093200	-7.03
COMPRESSOR MAINTENANCE	G&A FABRICATION LLC	-164.74	0.031093200	-5.12
COMPRESSOR RENTAL/SERVICES	NATURAL GAS SERVICES GRO	-4,199.74	0.031093200	-130.58
COMPRESSOR RENTAL/SERVICES	BASELINE ENERGY SERVICES	-43.50	0.031093200	-1.35
COMPRESSOR RENTAL/SERVICES	GRAVITY OILFIELD SERVICES	-43.23	0.031093200	-1.34
COMPRESSOR RENTAL/SERVICES	GRAVITY OILFIELD SERVICES	-464.73	0.031093200	-14.45
COMPRESSOR RENTAL/SERVICES	GRAVITY OILFIELD SERVICES	-480.22	0.031093200	-14.93
CONTRACT SUPERVISION	PACE OILFIELD SERVICES INC	-27.70	0.031093200	-0.86
CONTRACT SUPERVISION	PACE OILFIELD SERVICES INC	-291.53	0.031093200	-9.06
CONTRACT SUPERVISION	PACE OILFIELD SERVICES INC	-291.53	0.031093200	-9.06
CONTRACT SUPERVISION	PACE OILFIELD SERVICES INC	-291.53	0.031093200	-9.06
CONTRACT SUPERVISION	PACE OILFIELD SERVICES INC	-291.53	0.031093200	-9.06
CONTRACT SUPERVISION	PACE OILFIELD SERVICES INC	-291.53	0.031093200	-9.06
CONTRACT SUPERVISION	PACE OILFIELD SERVICES INC	-291.53	0.031093200	-9.06
FUEL, POWER & ELECTRICAL	XCEL ENERGY	-328.53	0.031093200	-10.21
FUEL, POWER & ELECTRICAL	PILOT THOMAS LOGISTICS LL	-78.41	0.031093200	-2.44
FUEL, POWER & ELECTRICAL	PILOT THOMAS LOGISTICS LL	-93.53	0.031093200	-2.91
FUEL, POWER & ELECTRICAL	PILOT THOMAS LOGISTICS LL	-50.86	0.031093200	-1.58
FUEL, POWER & ELECTRICAL	PILOT THOMAS LOGISTICS LL	-21.05	0.031093200	-0.66
FUEL, POWER & ELECTRICAL	PILOT THOMAS LOGISTICS LL	-49.39	0.031093200	-1.53
FUEL, POWER & ELECTRICAL	PILOT THOMAS LOGISTICS LL	-15.64	0.031093200	-0.49
FUEL, POWER & ELECTRICAL	PILOT THOMAS LOGISTICS LL	-12.99	0.031093200	-0.40
FUEL, POWER & ELECTRICAL	PILOT THOMAS LOGISTICS LL	-17.28	0.031093200	-0.54
FUEL, POWER & ELECTRICAL	PILOT THOMAS LOGISTICS LL	-35.72	0.031093200	-1.11
FUEL, POWER & ELECTRICAL	PILOT THOMAS LOGISTICS LL	-89.58	0.031093200	-2.78
FUEL, POWER & ELECTRICAL	PILOT THOMAS LOGISTICS LL	-67.11	0.031093200	-2.09
FUEL, POWER & ELECTRICAL	PILOT THOMAS LOGISTICS LL	-48.30	0.031093200	-1.50
FUEL, POWER & ELECTRICAL	PILOT THOMAS LOGISTICS LL	-71.42	0.031093200	-2.22
FUEL, POWER & ELECTRICAL	PILOT THOMAS LOGISTICS LL	-56.71	0.031093200	-1.76
LEASE MAINTENANCE	T&J VALVE	-706.46	0.031093200	-21.97
LEASE MAINTENANCE	AMERICAN MILLENNIUM COR	-25.70	0.031093200	-0.80
LEASE MAINTENANCE	K&S OILFIELD SUPPLIES LLC	-56.74	0.031093200	-1.76
LEASE MAINTENANCE	K&S OILFIELD SUPPLIES LLC	-31.19	0.031093200	-0.97
LEASE MAINTENANCE	GUNS UP SERVICES	-45.99	0.031093200	-1.43



## MEWBOURNE OIL COMPANY

TOM M RAGSDALE  
400 N SAM HOUSTON PARKWAY EAST  
SUITE 601  
HOUSTON, TX 77060

**INVOICE NO.:** 202003-15084

**INVOICE DATE:** 3-31-2020

**OWNER:** 035904-1

**BILLING FOR:** March 2020

REFERENCE/DESCRIPTION OF CHARGES		GROSS CHARGES	WORKING INTEREST	NET CHARGE
LEASE MAINTENANCE	GUNS UP SERVICES	-214.62	0.031093200	-6.67
LEASE MAINTENANCE	TURNCO ENTERPRISES LLC	-51.80	0.031093200	-1.61
LEASE MAINTENANCE	TURNCO ENTERPRISES LLC	-190.00	0.031093200	-5.91
LEASE MAINTENANCE	TURNCO ENTERPRISES LLC	-95.00	0.031093200	-2.95
LEASE MAINTENANCE	B & B WELDING INC	-553.13	0.031093200	-17.20
LEASE MAINTENANCE	AY TRUCKING INC	-216.82	0.031093200	-6.74
LEASE MAINTENANCE	MEWBOURNE OIL COMPANY	-247.50	0.031093200	-7.70
MISCELLANEOUS EQUIPMENT RENTAL	MEWBOURNE OIL COMPANY	-260.40	0.031093200	-8.10
MISCELLANEOUS EQUIPMENT RENTAL	D&H TRUCKING	-3,462.82	0.031093200	-107.67
PUMPING	MEWBOURNE OIL COMPANY	-850.00	0.031093200	-26.43
PUMPING	MEWBOURNE OIL COMPANY	-637.50	0.031093200	-19.82
SALT WATER DISPOSAL	OWL SWD OPERATING LLC	-4,677.62	0.031093200	-145.44
SALT WATER DISPOSAL	OWL SWD OPERATING LLC	-4,673.82	0.031093200	-145.32
SALT WATER DISPOSAL	NGL WATER SOLUTIONS PERM	-3,185.30	0.031093200	-99.04
SALT WATER DISPOSAL	NGL WATER SOLUTIONS PERM	-5,270.91	0.031093200	-163.89
SALT WATER DISPOSAL	LIMESTONE BASIN PROPERTIE	-307.66	0.031093200	-9.57
SALT WATER DISPOSAL	RAZ OIL AND GAS	-89.15	0.031093200	-2.77
SITE RESTORATION & EXCAVATION	TRINITY OILFIELD SERVICES &	-45.06	0.031093200	-1.40
OVERHEAD-FIXED RATE	MEWBOURNE OIL COMPANY	-837.60	0.031100000	-26.04
OVERHEAD-FIXED RATE	MEWBOURNE OIL COMPANY	837.60	0.032200000	27.01
CHEMICALS-WATER TREATING	IMPERATIVE CHEMICAL PART	83.27	0.032250710	2.69
CHEMICALS-WATER TREATING	IMPERATIVE CHEMICAL PART	238.20	0.032250710	7.69
CHEMICALS-WATER TREATING	IMPERATIVE CHEMICAL PART	226.01	0.032250710	7.29
COMPRESSOR MAINTENANCE	G&A FABRICATION LLC	164.74	0.032250710	5.31
COMPRESSOR RENTAL/SERVICES	NATURAL GAS SERVICES GRO	4,199.74	0.032250710	135.44
COMPRESSOR RENTAL/SERVICES	BASELINE ENERGY SERVICES	43.50	0.032250710	1.40
COMPRESSOR RENTAL/SERVICES	GRAVITY OILFIELD SERVICES	43.23	0.032250710	1.39
COMPRESSOR RENTAL/SERVICES	GRAVITY OILFIELD SERVICES	464.73	0.032250710	14.99
COMPRESSOR RENTAL/SERVICES	GRAVITY OILFIELD SERVICES	480.22	0.032250710	15.49
CONTRACT SUPERVISION	PACE OILFIELD SERVICES INC	27.70	0.032250710	0.89
CONTRACT SUPERVISION	PACE OILFIELD SERVICES INC	291.53	0.032250710	9.40
CONTRACT SUPERVISION	PACE OILFIELD SERVICES INC	291.53	0.032250710	9.40
CONTRACT SUPERVISION	PACE OILFIELD SERVICES INC	291.53	0.032250710	9.40
CONTRACT SUPERVISION	PACE OILFIELD SERVICES INC	291.53	0.032250710	9.40
CONTRACT SUPERVISION	PACE OILFIELD SERVICES INC	291.53	0.032250710	9.40
CONTRACT SUPERVISION	PACE OILFIELD SERVICES INC	291.53	0.032250710	9.40
FUEL, POWER & ELECTRICAL	XCEL ENERGY	328.53	0.032250710	10.59
FUEL, POWER & ELECTRICAL	PILOT THOMAS LOGISTICS LL	78.41	0.032250710	2.53
FUEL, POWER & ELECTRICAL	PILOT THOMAS LOGISTICS LL	93.53	0.032250710	3.02
FUEL, POWER & ELECTRICAL	PILOT THOMAS LOGISTICS LL	50.86	0.032250710	1.64
FUEL, POWER & ELECTRICAL	PILOT THOMAS LOGISTICS LL	21.05	0.032250710	0.68

## MEWBOURNE OIL COMPANY

TOM M RAGSDALE  
400 N SAM HOUSTON PARKWAY EAST  
SUITE 601  
HOUSTON, TX 77060

**INVOICE NO.:** 202003-15084  
**INVOICE DATE:** 3-31-2020  
**OWNER:** 035904-1  
**BILLING FOR:** March 2020

REFERENCE/DESCRIPTION OF CHARGES		GROSS CHARGES	WORKING INTEREST	NET CHARGE
FUEL, POWER & ELECTRICAL	PILOT THOMAS LOGISTICS LL	49.39	0.032250710	1.59
FUEL, POWER & ELECTRICAL	PILOT THOMAS LOGISTICS LL	15.64	0.032250710	0.51
FUEL, POWER & ELECTRICAL	PILOT THOMAS LOGISTICS LL	12.99	0.032250710	0.42
FUEL, POWER & ELECTRICAL	PILOT THOMAS LOGISTICS LL	17.28	0.032250710	0.56
FUEL, POWER & ELECTRICAL	PILOT THOMAS LOGISTICS LL	35.72	0.032250710	1.15
FUEL, POWER & ELECTRICAL	PILOT THOMAS LOGISTICS LL	89.58	0.032250710	2.88
FUEL, POWER & ELECTRICAL	PILOT THOMAS LOGISTICS LL	67.11	0.032250710	2.17
FUEL, POWER & ELECTRICAL	PILOT THOMAS LOGISTICS LL	48.30	0.032250710	1.56
FUEL, POWER & ELECTRICAL	PILOT THOMAS LOGISTICS LL	71.42	0.032250710	2.30
FUEL, POWER & ELECTRICAL	PILOT THOMAS LOGISTICS LL	56.71	0.032250710	1.83
LEASE MAINTENANCE	T&J VALVE	706.46	0.032250710	22.79
LEASE MAINTENANCE	AMERICAN MILLENNIUM COR	25.70	0.032250710	0.83
LEASE MAINTENANCE	K&S OILFIELD SUPPLIES LLC	56.74	0.032250710	1.83
LEASE MAINTENANCE	K&S OILFIELD SUPPLIES LLC	31.19	0.032250710	1.01
LEASE MAINTENANCE	GUNS UP SERVICES	45.99	0.032250710	1.48
LEASE MAINTENANCE	GUNS UP SERVICES	214.62	0.032250710	6.92
LEASE MAINTENANCE	TURNCO ENTERPRISES LLC	51.80	0.032250710	1.67
LEASE MAINTENANCE	TURNCO ENTERPRISES LLC	190.00	0.032250710	6.13
LEASE MAINTENANCE	TURNCO ENTERPRISES LLC	95.00	0.032250710	3.06
LEASE MAINTENANCE	B & B WELDING INC	553.13	0.032250710	17.84
LEASE MAINTENANCE	AY TRUCKING INC	216.82	0.032250710	6.99
LEASE MAINTENANCE	MEWBOURNE OIL COMPANY	247.50	0.032250710	7.99
MISCELLANEOUS EQUIPMENT RENTAL	MEWBOURNE OIL COMPANY	260.40	0.032250710	8.40
MISCELLANEOUS EQUIPMENT RENTAL	D&H TRUCKING	3,462.82	0.032250710	111.68
PUMPING	MEWBOURNE OIL COMPANY	850.00	0.032250710	27.41
PUMPING	MEWBOURNE OIL COMPANY	637.50	0.032250710	20.56
SALT WATER DISPOSAL	OWL SWD OPERATING LLC	4,677.62	0.032250710	150.85
SALT WATER DISPOSAL	OWL SWD OPERATING LLC	4,673.82	0.032250710	150.73
SALT WATER DISPOSAL	NGL WATER SOLUTIONS PERM	3,185.30	0.032250710	102.73
SALT WATER DISPOSAL	NGL WATER SOLUTIONS PERM	5,270.91	0.032250710	169.99
SALT WATER DISPOSAL	LIMESTONE BASIN PROPERTIE	307.66	0.032250710	9.93
SALT WATER DISPOSAL	RAZ OIL AND GAS	89.15	0.032250710	2.87
SITE RESTORATION & EXCAVATION	TRINITY OILFIELD SERVICES &	45.06	0.032250710	1.45
Total Lease Operating Expense Cost		0.00		41.46
<b>Lease Operating Expense</b>				
CHEMICALS-PARAFFIN CONTROL	IMPERATIVE CHEMICAL PART	464.50	0.032250710	14.98
COMPANY SUPERVISION	MEWBOURNE OIL COMPANY	1,250.00	0.032250710	40.31
COMPANY SUPERVISION	MEWBOURNE OIL COMPANY	1,250.00	0.032250710	40.31
COMPANY SUPERVISION	MEWBOURNE OIL COMPANY	312.50	0.032250710	10.08
COMPANY SUPERVISION	MEWBOURNE OIL COMPANY	412.50	0.032250710	13.30
COMPRESSOR RENTAL/SERVICES	NATURAL GAS SERVICES GRO	4,199.74	0.032250710	135.44

## MEWBOURNE OIL COMPANY

TOM M RAGSDALE  
400 N SAM HOUSTON PARKWAY EAST  
SUITE 601  
HOUSTON, TX 77060

**INVOICE NO.:** 202003-15084  
**INVOICE DATE:** 3-31-2020  
**OWNER:** 035904-1  
**BILLING FOR:** March 2020

REFERENCE/DESCRIPTION OF CHARGES		GROSS CHARGES	WORKING INTEREST	NET CHARGE
COMPRESSOR RENTAL/SERVICES	R360 ENVIRONMENTAL SOLUT	372.20	0.032250710	12.00
COMPRESSOR RENTAL/SERVICES	BASELINE ENERGY SERVICES	57.47	0.032250710	1.85
CONTRACT SUPERVISION	PACE OILFIELD SERVICES INC	291.53	0.032250710	9.40
CONTRACT SUPERVISION	PACE OILFIELD SERVICES INC	291.53	0.032250710	9.40
CONTRACT SUPERVISION	PACE OILFIELD SERVICES INC	291.53	0.032250710	9.40
CONTRACT SUPERVISION	PACE OILFIELD SERVICES INC	187.29	0.032250710	6.04
CONTRACT SUPERVISION	PACE OILFIELD SERVICES INC	160.54	0.032250710	5.18
CONTRACT SUPERVISION	PACE OILFIELD SERVICES INC	291.53	0.032250710	9.40
CONTRACT SUPERVISION	PACE OILFIELD SERVICES INC	269.84	0.032250710	8.70
CONTRACT SUPERVISION	PACE OILFIELD SERVICES INC	235.48	0.032250710	7.59
CONTRACT SUPERVISION	PACE OILFIELD SERVICES INC	43.43	0.032250710	1.40
CONTRACT SUPERVISION	PACE OILFIELD SERVICES INC	38.49	0.032250710	1.24
CONTRACT SUPERVISION	PACE OILFIELD SERVICES INC	36.80	0.032250710	1.19
CONTRACT SUPERVISION	PACE OILFIELD SERVICES INC	348.61	0.032250710	11.24
FUEL, POWER & ELECTRICAL	XCEL ENERGY	528.88	0.032250710	17.06
FUEL, POWER & ELECTRICAL	XCEL ENERGY	402.78	0.032250710	12.99
FUEL, POWER & ELECTRICAL	PILOT THOMAS LOGISTICS LL	40.35	0.032250710	1.30
FUEL, POWER & ELECTRICAL	PILOT THOMAS LOGISTICS LL	37.40	0.032250710	1.21
FUEL, POWER & ELECTRICAL	PILOT THOMAS LOGISTICS LL	120.64	0.032250710	3.89
FUEL, POWER & ELECTRICAL	PILOT THOMAS LOGISTICS LL	36.46	0.032250710	1.18
LEASE MAINTENANCE	BAKER HUGHES OILFIELD	571.91	0.032250710	18.45
LEASE MAINTENANCE	GARNER PUMP & SUPPLY INC	414.86	0.032250710	13.38
LEASE MAINTENANCE	AMERICAN MILLENNIUM COR	25.70	0.032250710	0.83
LEASE MAINTENANCE	7B ROUSTABOUT LLC	1,105.00	0.032250710	35.64
LEASE MAINTENANCE	7B ROUSTABOUT LLC	195.00	0.032250710	6.29
LEASE MAINTENANCE	K&S OILFIELD SUPPLIES LLC	64.81	0.032250710	2.09
LEASE MAINTENANCE	TURNCO ENTERPRISES LLC	142.50	0.032250710	4.60
LEASE MAINTENANCE	TURNCO ENTERPRISES LLC	66.50	0.032250710	2.14
LEASE MAINTENANCE	INGRAM PROFESSIONAL SERV	413.24	0.032250710	13.33
LEASE MAINTENANCE	TRINITY OILFIELD SERVICES &	237.38	0.032250710	7.66
LEASE MAINTENANCE	EP&S LLC	6.10	0.032250710	0.20
LEASE MAINTENANCE	EP&S LLC	37.27	0.032250710	1.20
LEASE MAINTENANCE	MEWBOURNE OIL COMPANY	255.75	0.032250710	8.25
LEASE MAINTENANCE	MEWBOURNE OIL COMPANY	255.75	0.032250710	8.25
LEASE MAINTENANCE	MEWBOURNE OIL COMPANY	193.75	0.032250710	6.25
MISCELLANEOUS EQUIPMENT RENTAL	MEWBOURNE OIL COMPANY	243.60	0.032250710	7.86
MISCELLANEOUS EQUIPMENT RENTAL	TRINITY OILFIELD SERVICES &	242.96	0.032250710	7.84
MISCELLANEOUS EQUIPMENT RENTAL	TRINITY OILFIELD SERVICES &	64.93	0.032250710	2.09
OVERHEAD-FIXED RATE	MEWBOURNE OIL COMPANY	837.60	0.032250710	27.01
PUMPING	MEWBOURNE OIL COMPANY	875.00	0.032250710	28.22
PUMPING	MEWBOURNE OIL COMPANY	656.25	0.032250710	21.16
SALT WATER DISPOSAL	OWL SWD OPERATING LLC	3,124.23	0.032250710	100.76

## MEWBOURNE OIL COMPANY

TOM M RAGSDALE  
400 N SAM HOUSTON PARKWAY EAST  
SUITE 601  
HOUSTON, TX 77060

**INVOICE NO.:** 202003-15084  
**INVOICE DATE:** 3-31-2020  
**OWNER:** 035904-1  
**BILLING FOR:** March 2020

REFERENCE/DESCRIPTION OF CHARGES		GROSS CHARGES	WORKING INTEREST	NET CHARGE
SALT WATER DISPOSAL	OWL SWD OPERATING LLC	2,378.31	0.032250710	76.70
SALT WATER DISPOSAL	NGL WATER SOLUTIONS PERM	1,526.78	0.032250710	49.24
SALT WATER DISPOSAL	LIMESTONE BASIN PROPERTIE	156.55	0.032250710	5.05
SITE RESTORATION & EXCAVATION	R360 ENVIRONMENTAL SOLU7	54.60	0.032250710	1.76
SITE RESTORATION & EXCAVATION	HALL ENVIRONMENTAL ANAI	19.83	0.032250710	0.64
TREATING,DEHYDRATION,METERING	PRO-KEM INC	294.94	0.032250710	9.51
Total Lease Operating Expense Cost		26,433.12		852.48
<b>62776000-30 SUBTOTAL</b>		<b>-484,721.70</b>	<b>-14,135.37</b>	
<b>PROPERTY: 62776000 62776000-9,110 IBEX 10 B3OB FED COM 1H</b>				
<u>Intangible Well Cost</u>				
BITS	BAKER HUGHES OILFIELD	-10,306.72	0.029667450	-305.77
BITS	BAKER HUGHES OILFIELD	-10,275.96	0.029667450	-304.86
BITS	NATIONAL OILWELL DHT LP	-12,038.41	0.029667450	-357.15
BITS	SMITH INTERNATIONAL INC	-16,174.16	0.029667450	-479.85
BITS	ULTERRA DRILLING	-9,349.41	0.029667450	-277.37
BITS	ULTERRA DRILLING	-8,520.18	0.029667450	-252.77
CASING, TUBING, SNUBBING SERV	BUTCH'S RAT HOLE & ANCHOI	-3,850.76	0.029667450	-114.24
CASING, TUBING, SNUBBING SERV	BUTCH'S RAT HOLE & ANCHOI	-4,916.31	0.029667450	-145.85
CASING, TUBING, SNUBBING SERV	BUTCH'S RAT HOLE & ANCHOI	-12,423.39	0.029667450	-368.57
CEMENTING	WEATHERFORD US LP	-5,671.41	0.029667450	-168.26
CEMENTING	WEATHERFORD US LP	516.60	0.029667450	15.32
CEMENTING	BJ SERVICES LLC	-29,276.34	0.029667450	-868.55
CEMENTING	BJ SERVICES LLC	-24,839.95	0.029667450	-736.94
CEMENTING	BJ SERVICES LLC	-25,422.86	0.029667450	-754.23
COMPANY SUPERVISION	GSM OILFIELD SERVICES INC	-11,038.13	0.029667450	-327.47
COMPANY SUPERVISION	GSM OILFIELD SERVICES INC	-12,960.00	0.029667450	-384.49
COMPANY SUPERVISION	MEWBOURNE OIL COMPANY	-600.00	0.029667450	-17.80
COMPANY SUPERVISION	MEWBOURNE OIL COMPANY	-2,625.00	0.029667450	-77.88
COMPANY SUPERVISION	MEWBOURNE OIL COMPANY	-881.25	0.029667450	-26.14
COMPANY SUPERVISION	MEWBOURNE OIL COMPANY	-2,937.50	0.029667450	-87.15
COMPANY SUPERVISION	MEWBOURNE OIL COMPANY	-575.00	0.029667450	-17.06
COMPANY SUPERVISION	MEWBOURNE OIL COMPANY	-1,175.00	0.029667450	-34.86
COMPANY SUPERVISION	MEWBOURNE OIL COMPANY	-799.00	0.029667450	-23.70
COMPANY SUPERVISION	MEWBOURNE OIL COMPANY	-881.25	0.029667450	-26.14
COMPANY SUPERVISION	MEWBOURNE OIL COMPANY	-2,325.00	0.029667450	-68.98
COMPANY SUPERVISION	MEWBOURNE OIL COMPANY	-368.75	0.029667450	-10.94
COMPANY SUPERVISION	MEWBOURNE OIL COMPANY	-399.50	0.029667450	-11.85
COMPANY SUPERVISION	MEWBOURNE OIL COMPANY	-1,175.00	0.029667450	-34.86
COMPANY SUPERVISION	MEWBOURNE OIL COMPANY	-15,451.25	0.029667450	-458.40
COMPANY SUPERVISION	MEWBOURNE OIL COMPANY	-1,100.00	0.029667450	-32.63
COMPANY SUPERVISION	MEWBOURNE OIL COMPANY	-1,100.00	0.029667450	-32.63

## MEWBOURNE OIL COMPANY

TOM M RAGSDALE  
400 N SAM HOUSTON PARKWAY EAST  
SUITE 601  
HOUSTON, TX 77060

**INVOICE NO.:** 202003-15084  
**INVOICE DATE:** 3-31-2020  
**OWNER:** 035904-1  
**BILLING FOR:** March 2020

REFERENCE/DESCRIPTION OF CHARGES		GROSS CHARGES	WORKING INTEREST	NET CHARGE
COMPANY SUPERVISION	MEWBOURNE OIL COMPANY	-550.00	0.029667450	-16.32
COMPANY SUPERVISION	MEWBOURNE OIL COMPANY	-562.50	0.029667450	-16.69
COMPANY SUPERVISION	MEWBOURNE OIL COMPANY	-287.50	0.029667450	-8.53
COMPANY SUPERVISION	MEWBOURNE OIL COMPANY	-825.00	0.029667450	-24.48
COMPANY SUPERVISION	MEWBOURNE OIL COMPANY	-9,400.00	0.029667450	-278.87
COMPANY SUPERVISION	MEWBOURNE OIL COMPANY	-24,675.00	0.029667450	-732.04
COMPANY SUPERVISION	MEWBOURNE OIL COMPANY	-2,200.00	0.029667450	-65.27
COMPANY SUPERVISION	MEWBOURNE OIL COMPANY	-550.00	0.029667450	-16.32
COMPANY SUPERVISION	MEWBOURNE OIL COMPANY	-712.50	0.029667450	-21.14
COMPANY SUPERVISION	MEWBOURNE OIL COMPANY	-1,162.50	0.029667450	-34.49
COMPANY SUPERVISION	MEWBOURNE OIL COMPANY	-4,125.00	0.029667450	-122.38
COMPANY SUPERVISION	MEWBOURNE OIL COMPANY	-181.25	0.029667450	-5.38
COMPANY SUPERVISION	MEWBOURNE OIL COMPANY	-1,586.25	0.029667450	-47.06
COMPANY SUPERVISION	MEWBOURNE OIL COMPANY	-2,855.25	0.029667450	-84.71
COMPANY SUPERVISION	MEWBOURNE OIL COMPANY	-10,575.00	0.029667450	-313.73
COMPANY SUPERVISION	MEWBOURNE OIL COMPANY	-21,150.00	0.029667450	-627.47
CONTINGENCIES	DIVINE ENERGY SERVICES LLC	-2,456.69	0.029667450	-72.88
CONTINGENCIES	RWLS LLC DBA RENEGADE SE	-32,895.05	0.029667450	-975.91
CONTINGENCIES	YELLOWJACKET OILFIELD SEI	-61,582.85	0.029667450	-1,827.01
CONTRACT SUPERVISION	GSM OILFIELD SERVICES INC	-9,720.00	0.029667450	-288.37
CONTRACT SUPERVISION	GSM OILFIELD SERVICES INC	-11,038.13	0.029667450	-327.47
CONTRACT SUPERVISION	GSM OILFIELD SERVICES INC	-3,677.40	0.029667450	-109.10
DAMAGES	LIMESTONE LIVESTOCK LLC	-10,035.95	0.029667450	-297.74
DAY WORK, FOOTAGE, TURNKEY	PATTERSON-UTI DRILLING CO	-63,300.00	0.029667450	-1,877.95
DAY WORK, FOOTAGE, TURNKEY	PATTERSON-UTI DRILLING CO	-61,102.09	0.029667450	-1,812.74
DAY WORK, FOOTAGE, TURNKEY	PATTERSON-UTI DRILLING CO	-510,959.27	0.029667450	-15,158.86
DIRECTIONAL SERVICES	BAKER HUGHES OILFIELD	-11,600.55	0.029667450	-344.16
DIRECTIONAL SERVICES	STRYKER ENERGY DIRECTION	-179,553.50	0.029667450	-5,326.89
DIRECTIONAL SERVICES	PHOENIX TECHNOLOGY SERV	-18,214.58	0.029667450	-540.38
EQUIPMENT RENTAL	MAN WELDING SERVICE	-5,802.50	0.029667450	-172.15
EQUIPMENT RENTAL	PATTERSON-UTI DRILLING CO	-4,220.00	0.029667450	-125.20
EQUIPMENT RENTAL	PATTERSON-UTI DRILLING CO	-3,165.00	0.029667450	-93.90
EQUIPMENT RENTAL	PATTERSON-UTI DRILLING CO	-27,430.00	0.029667450	-813.78
EQUIPMENT RENTAL	PASON SYSTEMS USA CORPOR	-22,706.76	0.029667450	-673.65
EQUIPMENT RENTAL	WEATHERFORD US LP	-1,615.54	0.029667450	-47.93
EQUIPMENT RENTAL	WEATHERFORD US LP	-2,493.01	0.029667450	-73.96
EQUIPMENT RENTAL	WEATHERFORD US LP	-28,145.16	0.029667450	-835.00
EQUIPMENT RENTAL	BAKER HUGHES OILFIELD	-22,654.44	0.029667450	-672.10
EQUIPMENT RENTAL	AMERICAN SAFETY SERVICES	-3,001.66	0.029667450	-89.05
EQUIPMENT RENTAL	NATIONAL OILWELL DHT LP	-25,482.60	0.029667450	-756.00
EQUIPMENT RENTAL	BLAIR TOOL LLC	-7,637.09	0.029667450	-226.57
EQUIPMENT RENTAL	CAMPBELL OILFIELD SERVICE	-53,613.75	0.029667450	-1,590.58



## MEWBOURNE OIL COMPANY

TOM M RAGSDALE  
400 N SAM HOUSTON PARKWAY EAST  
SUITE 601  
HOUSTON, TX 77060

**INVOICE NO.:** 202003-15084  
**INVOICE DATE:** 3-31-2020  
**OWNER:** 035904-1  
**BILLING FOR:** March 2020

REFERENCE/DESCRIPTION OF CHARGES		GROSS CHARGES	WORKING INTEREST	NET CHARGE
EQUIPMENT RENTAL	LA ENTERPRISE SERVICES INC	-893.57	0.029667450	-26.51
EQUIPMENT RENTAL	LA ENTERPRISE SERVICES INC	-525.63	0.029667450	-15.59
EQUIPMENT RENTAL	LA ENTERPRISE SERVICES INC	-735.88	0.029667450	-21.83
EQUIPMENT RENTAL	LA ENTERPRISE SERVICES INC	-262.81	0.029667450	-7.80
EQUIPMENT RENTAL	LA ENTERPRISE SERVICES INC	-262.81	0.029667450	-7.80
EQUIPMENT RENTAL	LA ENTERPRISE SERVICES INC	-735.88	0.029667450	-21.83
EQUIPMENT RENTAL	LA ENTERPRISE SERVICES INC	-630.75	0.029667450	-18.71
EQUIPMENT RENTAL	LA ENTERPRISE SERVICES INC	-525.63	0.029667450	-15.59
EQUIPMENT RENTAL	LA ENTERPRISE SERVICES INC	-262.81	0.029667450	-7.80
EQUIPMENT RENTAL	LA ENTERPRISE SERVICES INC	-1,261.50	0.029667450	-37.43
EQUIPMENT RENTAL	OIL PATCH GROUP INC	-11,432.77	0.029667450	-339.18
EQUIPMENT RENTAL	OIL PATCH GROUP INC	-13,560.04	0.029667450	-402.29
EQUIPMENT RENTAL	AES LOGISTICS LLC	-1,000.00	0.029667450	-29.67
EQUIPMENT RENTAL	DRILLING TOOLS INTERNATIC	-8,297.05	0.029667450	-246.15
EQUIPMENT RENTAL	DRILLING TOOLS INTERNATIC	-1,067.50	0.029667450	-31.67
EQUIPMENT RENTAL	D WEBB INDUSTRIES LLC	-2,948.76	0.029667450	-87.48
EQUIPMENT RENTAL	GRAVITY OILFIELD SERVICES	-1,017.20	0.029667450	-30.18
EQUIPMENT RENTAL	GRAVITY OILFIELD SERVICES	-4,577.39	0.029667450	-135.80
FUEL	FRONK OIL COMPANY INC	-19,831.02	0.029667450	-588.33
FUEL	FRONK OIL COMPANY INC	-14,598.89	0.029667450	-433.11
FUEL	FRONK OIL COMPANY INC	-19,910.85	0.029667450	-590.70
FUEL	FRONK OIL COMPANY INC	-19,827.16	0.029667450	-588.22
FUEL	FRONK OIL COMPANY INC	-19,671.76	0.029667450	-583.61
FUEL	FRONK OIL COMPANY INC	-20,196.86	0.029667450	-599.19
INSPECTION & REPAIR SERVICES	CONNECTION INSPECTION SEI	-807.51	0.029667450	-23.96
INSPECTION & REPAIR SERVICES	CONNECTION INSPECTION SEI	-3,033.91	0.029667450	-90.01
INSPECTION & REPAIR SERVICES	CHARLIE'S FIELD SERVICE INC	-1,390.70	0.029667450	-41.26
INSPECTION & REPAIR SERVICES	CHARLIE'S FIELD SERVICE INC	-1,635.20	0.029667450	-48.51
INSPECTION & REPAIR SERVICES	CHARLIE'S FIELD SERVICE INC	-3,132.66	0.029667450	-92.94
INSPECTION & REPAIR SERVICES	CHARLIE'S FIELD SERVICE INC	-1,584.20	0.029667450	-47.00
INSPECTION & REPAIR SERVICES	BLAIR TOOL LLC	-929.27	0.029667450	-27.57
INSPECTION & REPAIR SERVICES	SMITH INTERNATIONAL INC	-18,518.18	0.029667450	-549.39
INSPECTION & REPAIR SERVICES	KNIGHT ENERGY HOLDINGS L	-10,579.63	0.029667450	-313.87
INSPECTION & REPAIR SERVICES	KNIGHT ENERGY HOLDINGS L	-18,288.98	0.029667450	-542.59
INTANGIBLE SUPPLIES	NOV TUBOSCOPE	-5,314.15	0.029667450	-157.66
INTANGIBLE SUPPLIES	NATIONAL OILWELL VARCO I	-3,931.68	0.029667450	-116.64
INTANGIBLE SUPPLIES	CONTINENTAL WIRE CLOTH L	-6,730.91	0.029667450	-199.69
INTANGIBLE SUPPLIES	CONTINENTAL WIRE CLOTH L	-1,856.80	0.029667450	-55.09
INTANGIBLE SUPPLIES	CONTINENTAL WIRE CLOTH L	-5,570.40	0.029667450	-165.26
LOCATION RESTORATION	SUNDANCE SERVICES INC	-64,961.62	0.029667450	-1,927.24
LOCATION RESTORATION	SUNDANCE SERVICES INC	-19,638.19	0.029667450	-582.62
LOCATION RESTORATION	STONE OILFIELD SERVICE INC	-2,949.38	0.029667450	-87.50

## MEWBOURNE OIL COMPANY

TOM M RAGSDALE  
400 N SAM HOUSTON PARKWAY EAST  
SUITE 601  
HOUSTON, TX 77060

**INVOICE NO.:** 202003-15084

**INVOICE DATE:** 3-31-2020

**OWNER:** 035904-1

**BILLING FOR:** March 2020

REFERENCE/DESCRIPTION OF CHARGES		GROSS CHARGES	WORKING INTEREST	NET CHARGE
LOCATION RESTORATION	DUKE OILFIELD SERVICES LLC	-2,806.30	0.029667450	-83.26
LOCATION RESTORATION	DUKE OILFIELD SERVICES LLC	-2,785.20	0.029667450	-82.63
LOCATION RESTORATION	DUKE OILFIELD SERVICES LLC	-18,631.30	0.029667450	-552.75
LOCATION RESTORATION	DUKE OILFIELD SERVICES LLC	-12,027.00	0.029667450	-356.81
LOCATION RESTORATION	DUKE OILFIELD SERVICES LLC	-3,249.40	0.029667450	-96.40
LOCATION RESTORATION	DUKE OILFIELD SERVICES LLC	-1,804.05	0.029667450	-53.52
LOCATION RESTORATION	DUKE OILFIELD SERVICES LLC	-3,249.40	0.029667450	-96.40
LOCATION RESTORATION	DUKE OILFIELD SERVICES LLC	-3,006.75	0.029667450	-89.20
LOCATION RESTORATION	DUKE OILFIELD SERVICES LLC	-3,249.40	0.029667450	-96.40
LOCATION RESTORATION	ZH SERVICES INC	-3,304.73	0.029667450	-98.04
LOCATION RESTORATION	LA ENTERPRISE SERVICES INC	-735.88	0.029667450	-21.83
LOCATION RESTORATION	LA ENTERPRISE SERVICES INC	-262.81	0.029667450	-7.80
LOCATION RESTORATION	R360 ENVIRONMENTAL SOLUT	-15,759.65	0.029667450	-467.55
LOCATION RESTORATION	R360 ENVIRONMENTAL SOLUT	-3,522.68	0.029667450	-104.51
LOCATION RESTORATION	R360 ENVIRONMENTAL SOLUT	-1,008.31	0.029667450	-29.91
LOCATION RESTORATION	CHARLIE'S TRUCKING LLC	-4,468.62	0.029667450	-132.58
LOCATION RESTORATION	CHARLIE'S TRUCKING LLC	-18,117.34	0.029667450	-537.50
LOCATION RESTORATION	CHARLIE'S TRUCKING LLC	-21,323.06	0.029667450	-632.59
LOCATION RESTORATION	CHARLIE'S TRUCKING LLC	-874.30	0.029667450	-25.94
LOCATION RESTORATION	CHARLIE'S TRUCKING LLC	-777.15	0.029667450	-23.06
LOCATION RESTORATION	CHARLIE'S TRUCKING LLC	-1,165.73	0.029667450	-34.59
LOCATION RESTORATION	CHARLIE'S TRUCKING LLC	-1,360.01	0.029667450	-40.35
LOCATION RESTORATION	CHARLIE'S TRUCKING LLC	-9,422.94	0.029667450	-279.55
LOCATION RESTORATION	CHARLIE'S TRUCKING LLC	-971.44	0.029667450	-28.82
LOCATION RESTORATION	CHARLIE'S TRUCKING LLC	-1,165.73	0.029667450	-34.59
LOCATION RESTORATION	CHARLIE'S TRUCKING LLC	-8,062.91	0.029667450	-239.21
LOCATION RESTORATION	CHARLIE'S TRUCKING LLC	-1,845.73	0.029667450	-54.76
LOCATION, ROADS, PITS & SITE	A-1 SIGN ENGRAVERS INC	-68.60	0.029667450	-2.04
LOCATION, ROADS, PITS & SITE	DIAMONDBACK DISPOSAL SEI	-39,445.86	0.029667450	-1,170.26
LOCATION, ROADS, PITS & SITE	DIAMONDBACK DISPOSAL SEI	-18,740.26	0.029667450	-555.98
LOCATION, ROADS, PITS & SITE	MCCULLAR AND SON'S WELDI	-1,324.48	0.029667450	-39.29
LOCATION, ROADS, PITS & SITE	GRIGRY READY DRILL LLC	-21,550.63	0.029667450	-639.35
LOCATION, ROADS, PITS & SITE	AR ENTERPRISES LLC	-18,036.00	0.029667450	-535.08
LOGGING, WIRELINE & CORING SER	PHOENIX TECHNOLOGY SERV	-2,387.51	0.029667450	-70.83
LOGGING, WIRELINE & CORING SER	PHOENIX TECHNOLOGY SERV	-250.00	0.029667450	-7.42
MUD	ANCHOR DRILLING FLUIDS US	-71,934.07	0.029667450	-2,134.10
MUD LOGGING	MORCO GEOLOGICAL SERVIC	-16,399.50	0.029667450	-486.53
OVERHEAD FIXED RATE	MEWBOURNE OIL COMPANY	-756.78	0.029667450	-22.45
OVERHEAD FIXED RATE	MEWBOURNE OIL COMPANY	-6,813.55	0.029667450	-202.14
PERMITS AND SURVEYS	RRC SURVEYING LLC	-4,699.76	0.029667450	-139.42
PERMITS AND SURVEYS	BOONE ARCHAEOLOGICAL RE	-318.39	0.029667450	-9.45
PERMITS AND SURVEYS	BUREAU OF LAND MANAGEM	-9,790.00	0.029667450	-290.45

## MEWBOURNE OIL COMPANY

TOM M RAGSDALE  
400 N SAM HOUSTON PARKWAY EAST  
SUITE 601  
HOUSTON, TX 77060

INVOICE NO.: 202003-15084  
INVOICE DATE: 3-31-2020  
OWNER: 035904-1  
BILLING FOR: March 2020

REFERENCE/DESCRIPTION OF CHARGES		GROSS CHARGES	WORKING INTEREST	NET CHARGE
RIG MOBILIZATION	WILBANKS TRUCKING SERVIC	-76,487.50	0.029667450	-2,269.19
TESTING	MAN WELDING SERVICE	-6,382.75	0.029667450	-189.36
TESTING	MAN WELDING SERVICE	-7,748.98	0.029667450	-229.89
TESTING	MAN WELDING SERVICE	-4,747.50	0.029667450	-140.85
TRANSPORTATION	ACME TRUCK LINE INC	-2,708.44	0.029667450	-80.35
TRANSPORTATION	ACME TRUCK LINE INC	-790.87	0.029667450	-23.46
TRANSPORTATION	HUGHES OILFIELD TRANSPOR	-424.63	0.029667450	-12.60
TRANSPORTATION	HUGHES OILFIELD TRANSPOR	-400.28	0.029667450	-11.88
TRANSPORTATION	HUGHES OILFIELD TRANSPOR	-424.63	0.029667450	-12.60
TRANSPORTATION	DIVINE ENERGY SERVICES LL	-1,528.48	0.029667450	-45.35
TRANSPORTATION	DIVINE ENERGY SERVICES LL	-1,649.87	0.029667450	-48.95
TRANSPORTATION	MCCULLAR AND SON'S WELDI	-1,006.60	0.029667450	-29.86
TRANSPORTATION	MCCULLAR AND SON'S WELDI	-863.56	0.029667450	-25.62
TRANSPORTATION	MCCULLAR AND SON'S WELDI	-863.56	0.029667450	-25.62
TRANSPORTATION	MCCULLAR AND SON'S WELDI	-821.18	0.029667450	-24.36
TRANSPORTATION	MCCULLAR AND SON'S WELDI	-821.18	0.029667450	-24.36
TRANSPORTATION	TEJAS HOT SHOT SERVICE &	-714.19	0.029667450	-21.19
TRANSPORTATION	TEJAS HOT SHOT SERVICE &	-971.55	0.029667450	-28.82
TRANSPORTATION	TEJAS HOT SHOT SERVICE &	-488.11	0.029667450	-14.48
TRANSPORTATION	WILBANKS TRUCKING SERVIC	-791.25	0.029667450	-23.47
TRANSPORTATION	WILBANKS TRUCKING SERVIC	-1,396.89	0.029667450	-41.44
TRANSPORTATION	AES LOGISTICS LLC	-510.00	0.029667450	-15.13
TRANSPORTATION	AES LOGISTICS LLC	-2,145.00	0.029667450	-63.64
TRANSPORTATION	AES LOGISTICS LLC	-1,020.00	0.029667450	-30.26
TRANSPORTATION	AES LOGISTICS LLC	-1,020.00	0.029667450	-30.26
TRANSPORTATION	AES LOGISTICS LLC	-1,125.00	0.029667450	-33.38
TRANSPORTATION	AES LOGISTICS LLC	-1,425.00	0.029667450	-42.28
TRANSPORTATION	AES LOGISTICS LLC	-1,000.00	0.029667450	-29.67
WATER AND OTHER	DUKE OILFIELD SERVICES LLC	-1,474.37	0.029667450	-43.74
WATER AND OTHER	DUKE OILFIELD SERVICES LLC	-1,090.34	0.029667450	-32.35
WATER AND OTHER	ZH SERVICES INC	-2,502.76	0.029667450	-74.25
WATER AND OTHER	LA ENTERPRISE SERVICES INC	-262.81	0.029667450	-7.80
WATER AND OTHER	LA ENTERPRISE SERVICES INC	-525.63	0.029667450	-15.59
WATER AND OTHER	LA ENTERPRISE SERVICES INC	-735.88	0.029667450	-21.83
WATER AND OTHER	LA ENTERPRISE SERVICES INC	-525.63	0.029667450	-15.59
WATER AND OTHER	LA ENTERPRISE SERVICES INC	-735.88	0.029667450	-21.83
WATER AND OTHER	LA ENTERPRISE SERVICES INC	-525.63	0.029667450	-15.59
WATER AND OTHER	LA ENTERPRISE SERVICES INC	-525.63	0.029667450	-15.59
WATER AND OTHER	CHARLIE'S TRUCKING LLC	-406.92	0.029667450	-12.07
WATER AND OTHER	CHARLIE'S TRUCKING LLC	-9,870.82	0.029667450	-292.85
WATER AND OTHER	CHARLIE'S TRUCKING LLC	-3,269.40	0.029667450	-97.00
WATER AND OTHER	CHARLIE'S TRUCKING LLC	-1,165.74	0.029667450	-34.58

## MEWBOURNE OIL COMPANY

Page 44

TOM M RAGSDALE  
400 N SAM HOUSTON PARKWAY EAST  
SUITE 601  
HOUSTON, TX 77060

INVOICE NO.: 202003-15084  
INVOICE DATE: 3-31-2020  
OWNER: 035904-1  
BILLING FOR: March 2020

REFERENCE/DESCRIPTION OF CHARGES		GROSS CHARGES	WORKING INTEREST	NET CHARGE
WATER AND OTHER	CHARLIE'S TRUCKING LLC	-1,126.86	0.029667450	-33.43
WATER AND OTHER	CHARLIE'S TRUCKING LLC	-1,220.76	0.029667450	-36.21
WATER AND OTHER	CHARLIE'S TRUCKING LLC	-194.29	0.029667450	-5.76
WATER AND OTHER	CHARLIE'S TRUCKING LLC	-626.04	0.029667450	-18.57
WATER AND OTHER	CHARLIE'S TRUCKING LLC	-2,441.52	0.029667450	-72.43
WATER AND OTHER	CHARLIE'S TRUCKING LLC	-2,034.60	0.029667450	-60.36
WELDING & CONSTRUCTION	MCCULLAR AND SON'S WELDI	-720.52	0.029667450	-21.38
WELDING & CONSTRUCTION	MCCULLAR AND SON'S WELDI	-540.39	0.029667450	-16.03
WELDING & CONSTRUCTION	MCCULLAR AND SON'S WELDI	-450.33	0.029667450	-13.36
WELDING & CONSTRUCTION	MEWBOURNE OIL COMPANY	-900.00	0.029667450	-26.70
WELDING & CONSTRUCTION	MEWBOURNE OIL COMPANY	-900.00	0.029667450	-26.70
WELDING & CONSTRUCTION	MEWBOURNE OIL COMPANY	-900.00	0.029667450	-26.70
WELDING & CONSTRUCTION	MEWBOURNE OIL COMPANY	-450.00	0.029667450	-13.35
WELL / LEASE LEGAL	KELLY HART & HALLMAN LLI	-21,508.78	0.029667450	-638.11
Total Intangible Well Cost Cost		-2,364,711.84		-70,154.96
<u>Tangible Well Cost</u>				
CASING (10.1" - 19.0")	BASIN SUPPLY LP	-67,691.75	0.029667450	-2,008.24
CASING (10.1" - 19.0")	BASIN SUPPLY LP	1,486.95	0.029667450	44.11
CASING (6.1" - 8.0")	BASIN SUPPLY LP	-359,359.22	0.029667450	-10,661.27
CASING (6.1" - 8.0")	BASIN SUPPLY LP	8,172.65	0.029667450	242.46
CASING (8.1" - 10.0")	BASIN SUPPLY LP	-87,766.97	0.029667450	-2,603.82
CASING (8.1" - 10.0")	BASIN SUPPLY LP	-33,733.74	0.029667450	-1,000.79
CASING (8.1" - 10.0")	BASIN SUPPLY LP	-100,143.14	0.029667450	-2,970.99
CASING (8.1" - 10.0")	BASIN SUPPLY LP	67,886.78	0.029667450	2,014.03
DRILLING HEAD	CAMERON INTERNATIONAL	-34,316.70	0.029667450	-1,018.09
DRILLING HEAD	CAMERON INTERNATIONAL	-3,180.03	0.029667450	-94.34
DRILLING HEAD	CAMERON INTERNATIONAL	-3,248.36	0.029667450	-96.37
DRILLING HEAD	CAMERON INTERNATIONAL	-2,749.02	0.029667450	-81.56
Total Tangible Well Cost Cost		-614,642.55		-18,234.87
<b>62776000-9,110 SUBTOTAL</b>		<b>-2,979,354.39</b>	<b>-88,389.83</b>	
<b>PROPERTY: 62776000 62776000-9,120 IBEX 10 B3OB FED COM 1H</b>				
<u>Intangible Well Cost</u>				
CASING, TUBING, SNUBING SERV	BUTCH'S RAT HOLE & ANCHOI	-7,253.13	0.029667450	-215.19
CASING, TUBING, SNUBING SERV	RED BONE SERVICES LLC	-788.44	0.029667450	-23.39
CASING, TUBING, SNUBING SERV	TAUREX DRILL BITS LLC	-3,178.75	0.029667450	-94.31
CEMENTING	BJ SERVICES LLC	-17,441.56	0.029667450	-517.45
COMPANY SUPERVISION	MEWBOURNE OIL COMPANY	-562.50	0.029667450	-16.69
COMPANY SUPERVISION	MEWBOURNE OIL COMPANY	-881.25	0.029667450	-26.14
COMPANY SUPERVISION	MEWBOURNE OIL COMPANY	-562.50	0.029667450	-16.69
COMPANY SUPERVISION	MEWBOURNE OIL COMPANY	-562.50	0.029667450	-16.69
COMPANY SUPERVISION	MEWBOURNE OIL COMPANY	-281.25	0.029667450	-8.34

## MEWBOURNE OIL COMPANY

TOM M RAGSDALE  
400 N SAM HOUSTON PARKWAY EAST  
SUITE 601  
HOUSTON, TX 77060

**INVOICE NO.:** 202003-15084  
**INVOICE DATE:** 3-31-2020  
**OWNER:** 035904-1  
**BILLING FOR:** March 2020

REFERENCE/DESCRIPTION OF CHARGES		GROSS CHARGES	WORKING INTEREST	NET CHARGE
COMPANY SUPERVISION	MEWBOURNE OIL COMPANY	-293.75	0.029667450	-8.71
COMPANY SUPERVISION	MEWBOURNE OIL COMPANY	-1,125.00	0.029667450	-33.38
COMPANY SUPERVISION	MEWBOURNE OIL COMPANY	-2,250.00	0.029667450	-66.75
COMPANY SUPERVISION	MEWBOURNE OIL COMPANY	-2,250.00	0.029667450	-66.75
COMPANY SUPERVISION	MEWBOURNE OIL COMPANY	-1,125.00	0.029667450	-33.38
COMPANY SUPERVISION	MEWBOURNE OIL COMPANY	-2,250.00	0.029667450	-66.75
COMPANY SUPERVISION	MEWBOURNE OIL COMPANY	-5,625.00	0.029667450	-166.88
COMPANY SUPERVISION	MEWBOURNE OIL COMPANY	-1,125.00	0.029667450	-33.38
COMPANY SUPERVISION	MEWBOURNE OIL COMPANY	-1,200.00	0.029667450	-35.60
COMPANY SUPERVISION	MEWBOURNE OIL COMPANY	-562.50	0.029667450	-16.69
COMPANY SUPERVISION	MEWBOURNE OIL COMPANY	-2,812.50	0.029667450	-83.44
COMPANY SUPERVISION	MEWBOURNE OIL COMPANY	-1,125.00	0.029667450	-33.38
COMPANY SUPERVISION	MEWBOURNE OIL COMPANY	-1,687.50	0.029667450	-50.06
COMPANY SUPERVISION	MEWBOURNE OIL COMPANY	-562.50	0.029667450	-16.69
COMPANY SUPERVISION	MEWBOURNE OIL COMPANY	-562.50	0.029667450	-16.69
COMPANY SUPERVISION	MEWBOURNE OIL COMPANY	-2,250.00	0.029667450	-66.75
COMPANY SUPERVISION	MEWBOURNE OIL COMPANY	-281.25	0.029667450	-8.34
COMPANY SUPERVISION	MEWBOURNE OIL COMPANY	-1,687.50	0.029667450	-50.06
COMPANY SUPERVISION	MEWBOURNE OIL COMPANY	-1,687.50	0.029667450	-50.06
COMPANY SUPERVISION	MEWBOURNE OIL COMPANY	-562.50	0.029667450	-16.69
COMPANY SUPERVISION	MEWBOURNE OIL COMPANY	-1,125.00	0.029667450	-33.38
COMPANY SUPERVISION	MEWBOURNE OIL COMPANY	-2,250.00	0.029667450	-66.75
COMPANY SUPERVISION	MEWBOURNE OIL COMPANY	-1,687.50	0.029667450	-50.06
COMPANY SUPERVISION	MEWBOURNE OIL COMPANY	-600.00	0.029667450	-17.80
COMPANY SUPERVISION	MEWBOURNE OIL COMPANY	-1,200.00	0.029667450	-35.60
COMPANY SUPERVISION	MEWBOURNE OIL COMPANY	-600.00	0.029667450	-17.80
COMPANY SUPERVISION	MEWBOURNE OIL COMPANY	-2,812.50	0.029667450	-83.44
COMPANY SUPERVISION	MEWBOURNE OIL COMPANY	-1,687.50	0.029667450	-50.06
CONTRACT SUPERVISION	GSM OILFIELD SERVICES INC	-4,422.60	0.029667450	-131.21
CONTRACT SUPERVISION	SDS PETROLEUM CONSULTAN	-2,373.75	0.029667450	-70.42
CONTRACT SUPERVISION	SDS PETROLEUM CONSULTAN	-6,330.00	0.029667450	-187.79
CONTRACT SUPERVISION	SDS PETROLEUM CONSULTAN	-3,165.00	0.029667450	-93.90
CONTRACT SUPERVISION	SDS PETROLEUM CONSULTAN	-1,793.50	0.029667450	-53.21
CONTRACT SUPERVISION	SDS PETROLEUM CONSULTAN	-1,793.50	0.029667450	-53.21
DAY WORK, FOOTAGE, TURNKEY	PATTERSON-UTI DRILLING CO	-39,542.54	0.029667450	-1,173.13
EQUIPMENT RENTAL	GUNS UP SERVICES	-1,078.47	0.029667450	-32.00
EQUIPMENT RENTAL	WHITE TRASH TRAILERS LLC	-534.08	0.029667450	-15.84
EQUIPMENT RENTAL	LESLIE CRAIG	-614.97	0.029667450	-18.24
EQUIPMENT RENTAL	TRINITY OILFIELD SERVICES &	-1,318.75	0.029667450	-39.12
EQUIPMENT RENTAL	MORAN EQUIPMENT LLC	-949.50	0.029667450	-28.17
FUEL	PILOT THOMAS LOGISTICS LL	-197,585.64	0.029667450	-5,861.86
HORIZONTAL DRILLOUT SERVICES	THRU TUBING SOLUTIONS INC	-20,697.50	0.029667450	-614.04



## MEWBOURNE OIL COMPANY

TOM M RAGSDALE  
400 N SAM HOUSTON PARKWAY EAST  
SUITE 601  
HOUSTON, TX 77060

INVOICE NO.: 202003-15084  
INVOICE DATE: 3-31-2020  
OWNER: 035904-1  
BILLING FOR: March 2020

REFERENCE/DESCRIPTION OF CHARGES		GROSS CHARGES	WORKING INTEREST	NET CHARGE
HORIZONTAL DRILLOUT SERVICES	THRU TUBING SOLUTIONS INC	-46,425.26	0.029667450	-1,377.31
HORIZONTAL DRILLOUT SERVICES	CC FORBES LLC	-116,520.03	0.029667450	-3,456.85
HORIZONTAL DRILLOUT SERVICES	PRESTIGE EQUIPMENT RENTA	-1,064.80	0.029667450	-31.59
HORIZONTAL DRILLOUT SERVICES	PRESTIGE EQUIPMENT RENTA	-1,897.96	0.029667450	-56.31
HORIZONTAL DRILLOUT SERVICES	GUNS UP SERVICES	-2,396.02	0.029667450	-71.08
HORIZONTAL DRILLOUT SERVICES	GUNS UP SERVICES	-482.90	0.029667450	-14.33
HORIZONTAL DRILLOUT SERVICES	GUNS UP SERVICES	-241.45	0.029667450	-7.16
HORIZONTAL DRILLOUT SERVICES	GUNS UP SERVICES	-547.28	0.029667450	-16.24
HORIZONTAL DRILLOUT SERVICES	GUNS UP SERVICES	-6,202.50	0.029667450	-184.01
HORIZONTAL DRILLOUT SERVICES	GUNS UP SERVICES	-2,064.69	0.029667450	-61.26
HORIZONTAL DRILLOUT SERVICES	GUNS UP SERVICES	-408.05	0.029667450	-12.11
HORIZONTAL DRILLOUT SERVICES	GUNS UP SERVICES	-482.90	0.029667450	-14.33
HORIZONTAL DRILLOUT SERVICES	GUNS UP SERVICES	-16,740.74	0.029667450	-496.66
HORIZONTAL DRILLOUT SERVICES	GUNS UP SERVICES	-128.77	0.029667450	-3.82
HORIZONTAL DRILLOUT SERVICES	WHITE TRASH TRAILERS LLC	-606.91	0.029667450	-18.01
HORIZONTAL DRILLOUT SERVICES	TURNCO ENTERPRISES LLC	-767.91	0.029667450	-22.78
HORIZONTAL DRILLOUT SERVICES	UNITED WELL SERVICE LLC	-2,639.94	0.029667450	-78.32
HORIZONTAL DRILLOUT SERVICES	LESLIE CRAIG	-2,982.90	0.029667450	-88.50
HORIZONTAL DRILLOUT SERVICES	LESLIE CRAIG	-2,496.72	0.029667450	-74.07
HORIZONTAL DRILLOUT SERVICES	TRINITY OILFIELD SERVICES &	-1,008.73	0.029667450	-29.93
HORIZONTAL DRILLOUT SERVICES	TAUREX DRILL BITS LLC	-3,481.51	0.029667450	-103.29
HORIZONTAL DRILLOUT SERVICES	DIVINE WIRELINE SOLUTIONS	-6,837.07	0.029667450	-202.84
INSPECTION & REPAIR SERVICES	CHARLIE'S FIELD SERVICE INC	-468.87	0.029667450	-13.91
LOCATION RESTORATION	HOBBS ANCHOR INC	-1,292.38	0.029667450	-38.34
LOCATION RESTORATION	SUNDANCE SERVICES INC	-517.78	0.029667450	-15.36
LOCATION RESTORATION	STONE OILFIELD SERVICE INC	-2,003.69	0.029667450	-59.44
LOCATION RESTORATION	DUKE OILFIELD SERVICES LLC	-290.12	0.029667450	-8.61
LOCATION RESTORATION	GUNS UP SERVICES	-1,021.88	0.029667450	-30.31
LOCATION RESTORATION	GUNS UP SERVICES	-753.33	0.029667450	-22.35
LOCATION RESTORATION	50-50 BACKHOE SERVICE LLC	-701.17	0.029667450	-20.80
LOCATION RESTORATION	50-50 BACKHOE SERVICE LLC	-2,760.41	0.029667450	-81.89
LOCATION RESTORATION	50-50 BACKHOE SERVICE LLC	-23,035.75	0.029667450	-683.41
LOCATION RESTORATION	50-50 BACKHOE SERVICE LLC	-5,394.79	0.029667450	-160.05
LOCATION RESTORATION	50-50 BACKHOE SERVICE LLC	-493.61	0.029667450	-14.64
LOCATION RESTORATION	50-50 BACKHOE SERVICE LLC	-755.27	0.029667450	-22.41
LOCATION RESTORATION	50-50 BACKHOE SERVICE LLC	-755.26	0.029667450	-22.40
LOCATION RESTORATION	R360 ENVIRONMENTAL SOLUT	-660.11	0.029667450	-19.58
LOCATION RESTORATION	R360 ENVIRONMENTAL SOLUT	-133.51	0.029667450	-3.96
LOCATION RESTORATION	R360 ENVIRONMENTAL SOLUT	-397.88	0.029667450	-11.80
LOGGING, WIRELINE & CORING	HALLIBURTON ENERGY SERV	-29,735.18	0.029667450	-882.17
LOGGING, WIRELINE & CORING	REPEAT PRECISION LLC	-10,000.00	0.029667450	-296.67
LOGGING, WIRELINE & CORING	XTREME CRANE & RIGGING LI	-8,260.00	0.029667450	-245.05

## MEWBOURNE OIL COMPANY

TOM M RAGSDALE  
400 N SAM HOUSTON PARKWAY EAST  
SUITE 601  
HOUSTON, TX 77060

INVOICE NO.: 202003-15084  
INVOICE DATE: 3-31-2020  
OWNER: 035904-1  
BILLING FOR: March 2020

REFERENCE/DESCRIPTION OF CHARGES		GROSS CHARGES	WORKING INTEREST	NET CHARGE
LOGGING, WIRELINE & CORING	XTREME CRANE & RIGGING LI	-19,000.00	0.029667450	-563.68
LOGGING, WIRELINE & CORING	ALTITUDE ENERGY PARTNER	-77,964.51	0.029667450	-2,313.01
LOGGING, WIRELINE & CORING	ALTITUDE ENERGY PARTNER	-72,162.00	0.029667450	-2,140.86
MISC. AIR & PUMPING SERVICES	L & E SERVICES LLC	-374.34	0.029667450	-11.10
MISC. AIR & PUMPING SERVICES	GUNS UP SERVICES	-1,321.82	0.029667450	-39.21
MISC. AIR & PUMPING SERVICES	GUNS UP SERVICES	-2,081.03	0.029667450	-61.74
MISC. AIR & PUMPING SERVICES	UNITED WELL SERVICE LLC	-71.52	0.029667450	-2.12
MISC. AIR & PUMPING SERVICES	UNITED WELL SERVICE LLC	-2,097.97	0.029667450	-62.24
MISC. AIR & PUMPING SERVICES	AY TRUCKING INC	-504.60	0.029667450	-14.97
OVERHEAD FIXED RATE	MEWBOURNE OIL COMPANY	-13,322.88	0.029667450	-395.25
OVERHEAD FIXED RATE	MEWBOURNE OIL COMPANY	-1,261.52	0.029667450	-37.43
OVERHEAD FIXED RATE	MEWBOURNE OIL COMPANY	-3,129.01	0.029667450	-92.83
ROW & EASEMENTS	STATE OF NEW MEXICO	-275.00	0.029667450	-8.16
STIMULATION	HALLIBURTON ENERGY SERV	-1,254,934.79	0.029667450	-37,230.71
STIMULATION	WELL FOAM INC	-56,997.82	0.029667450	-1,690.98
STIMULATION RENTALS & OTHER	TFH LTD CO	-3,436.69	0.029667450	-101.96
STIMULATION RENTALS & OTHER	TFH LTD CO	-1,441.97	0.029667450	-42.78
STIMULATION RENTALS & OTHER	GREENE'S ENERGY GROUP LLC	-49,542.80	0.029667450	-1,469.81
STIMULATION RENTALS & OTHER	GUNS UP SERVICES	-241.45	0.029667450	-7.16
STIMULATION RENTALS & OTHER	GUNS UP SERVICES	-482.90	0.029667450	-14.33
STIMULATION RENTALS & OTHER	GUNS UP SERVICES	-1,416.52	0.029667450	-42.02
STIMULATION RENTALS & OTHER	GUNS UP SERVICES	-901.42	0.029667450	-26.74
STIMULATION RENTALS & OTHER	GUNS UP SERVICES	-482.90	0.029667450	-14.33
STIMULATION RENTALS & OTHER	GUNS UP SERVICES	-482.90	0.029667450	-14.33
STIMULATION RENTALS & OTHER	GUNS UP SERVICES	-241.45	0.029667450	-7.16
STIMULATION RENTALS & OTHER	GUNS UP SERVICES	-724.35	0.029667450	-21.49
STIMULATION RENTALS & OTHER	WHITE TRASH TRAILERS LLC	-1,834.23	0.029667450	-54.42
STIMULATION RENTALS & OTHER	DCC SERVICES LLC	-3,323.25	0.029667450	-98.59
STIMULATION RENTALS & OTHER	DCC SERVICES LLC	-2,421.29	0.029667450	-71.83
STIMULATION RENTALS & OTHER	LESLIE CRAIG	-1,248.36	0.029667450	-37.03
STIMULATION RENTALS & OTHER	LESLIE CRAIG	-4,073.60	0.029667450	-120.85
STIMULATION RENTALS & OTHER	TRINITY OILFIELD SERVICES &	-1,008.73	0.029667450	-29.93
STIMULATION RENTALS & OTHER	TRINITY OILFIELD SERVICES &	-3,307.43	0.029667450	-98.12
STIMULATION RENTALS & OTHER	NEW WAVE ENERGY SERVICE	-45,156.50	0.029667450	-1,339.68
TESTING	GUNS UP SERVICES	-482.90	0.029667450	-14.33
TRANSPORTATION	ENERTECH INDUSTRIES INC	-2,920.37	0.029667450	-86.64
TRANSPORTATION	HUGHES OILFIELD TRANSPOR	-212.32	0.029667450	-6.30
TRANSPORTATION	HUGHES OILFIELD TRANSPOR	-413.42	0.029667450	-12.26
TRANSPORTATION	DUKE OILFIELD SERVICES LLC	-400.90	0.029667450	-11.89
TRANSPORTATION	GUNS UP SERVICES	-429.25	0.029667450	-12.73
TRANSPORTATION	GUNS UP SERVICES	-482.90	0.029667450	-14.33
TRANSPORTATION	GUNS UP SERVICES	-241.45	0.029667450	-7.16

## MEWBOURNE OIL COMPANY

TOM M RAGSDALE  
400 N SAM HOUSTON PARKWAY EAST  
SUITE 601  
HOUSTON, TX 77060

**INVOICE NO.:** 202003-15084  
**INVOICE DATE:** 3-31-2020  
**OWNER:** 035904-1  
**BILLING FOR:** March 2020

REFERENCE/DESCRIPTION OF CHARGES		GROSS CHARGES	WORKING INTEREST	NET CHARGE
TRANSPORTATION	GUNS UP SERVICES	-370.22	0.029667450	-10.98
TRANSPORTATION	GUNS UP SERVICES	-692.15	0.029667450	-20.53
TRANSPORTATION	LONG INDUSTRIES INC	-24,680.90	0.029667450	-732.22
TRANSPORTATION	VIKING INC	-2,919.32	0.029667450	-86.61
WATER AND OTHER	PACE OILFIELD SERVICES INC	-1,566.35	0.029667450	-46.47
WATER AND OTHER	PACE OILFIELD SERVICES INC	-2,349.53	0.029667450	-69.70
WATER AND OTHER	PACE OILFIELD SERVICES INC	-404.73	0.029667450	-12.01
WATER AND OTHER	SARGE TRUCKING SERVICES I	-14,316.89	0.029667450	-424.74
WATER AND OTHER	SARGE TRUCKING SERVICES I	-2,023.74	0.029667450	-60.04
WATER AND OTHER	SARGE TRUCKING SERVICES I	-48,873.88	0.029667450	-1,449.96
WATER AND OTHER	NOVA TRUCKING LLC	-551.41	0.029667450	-16.36
WATER AND OTHER	AR ENTERPRISES LLC	-137,661.23	0.029667450	-4,084.06
WATER AND OTHER	AR ENTERPRISES LLC	-9,397.43	0.029667450	-278.80
WATER AND OTHER	ACCELERATED WATER RESOL	-169,859.06	0.029667450	-5,039.29
WATER AND OTHER	ACCELERATED WATER RESOL	-111,798.14	0.029667450	-3,316.77
WATER AND OTHER	ACCELERATED WATER RESOL	-69,350.69	0.029667450	-2,057.46
WELDING & CONSTRUCTION	MEWBOURNE OIL COMPANY	-1,087.50	0.029667450	-32.26
WELDING & CONSTRUCTION	MEWBOURNE OIL COMPANY	-181.25	0.029667450	-5.38
WELDING & CONSTRUCTION	MEWBOURNE OIL COMPANY	-1,450.00	0.029667450	-43.02
WELDING & CONSTRUCTION	MEWBOURNE OIL COMPANY	-1,631.25	0.029667450	-48.40
WELDING & CONSTRUCTION	MEWBOURNE OIL COMPANY	-1,087.50	0.029667450	-32.26
WELDING & CONSTRUCTION	MEWBOURNE OIL COMPANY	-1,334.00	0.029667450	-39.58
WELDING & CONSTRUCTION	MEWBOURNE OIL COMPANY	-362.50	0.029667450	-10.75
WELDING & CONSTRUCTION	MEWBOURNE OIL COMPANY	-181.25	0.029667450	-5.38
WELDING & CONSTRUCTION	MEWBOURNE OIL COMPANY	-1,268.75	0.029667450	-37.64
WELDING & CONSTRUCTION	MEWBOURNE OIL COMPANY	-601.75	0.029667450	-17.85
Total Intangible Well Cost Cost		-2,901,407.69		-86,077.31
<u>Tangible Well Cost</u>				
CASING (4.1" - 6.0")	CHARLIE'S FIELD SERVICE INC	-1,475.73	0.029667450	-43.78
CASING (4.1" - 6.0")	BASIN SUPPLY LP	-88,204.52	0.029667450	-2,616.80
CASING (4.1" - 6.0")	BASIN SUPPLY LP	-98,204.73	0.029667450	-2,913.48
CASING (4.1" - 6.0")	BASIN SUPPLY LP	5,327.07	0.029667450	158.04
DOWN HOLE DIRECTIONAL EQUIP	BAKER HUGHES OILFIELD	-67,219.56	0.029667450	-1,994.23
TUBING HEAD & UPPER SECTION	CAMERON INTERNATIONAL	-16,355.59	0.029667450	-485.23
TUBING HEAD & UPPER SECTION	CAMERON INTERNATIONAL	-1,250.99	0.029667450	-37.11
TUBING HEAD & UPPER SECTION	CAMERON INTERNATIONAL	-13,929.62	0.029667450	-413.26
TUBING HEAD & UPPER SECTION	AWC FRAC VALVES INC	-19,780.00	0.029667450	-586.82
TUBING HEAD & UPPER SECTION	DIVINE WIRELINE SOLUTIONS	-882.81	0.029667450	-26.19
Total Tangible Well Cost Cost		-301,976.48		-8,958.86
<u>Equipment Beyond Wellhead</u>				
ELECTRICAL INSTALLATIONS	INGRAM PROFESSIONAL SERV	-11,522.68	0.029667450	-341.85
ELECTRICAL INSTALLATIONS	INGRAM PROFESSIONAL SERV	-14,136.30	0.029667450	-419.39

## MEWBOURNE OIL COMPANY

TOM M RAGSDALE  
400 N SAM HOUSTON PARKWAY EAST  
SUITE 601  
HOUSTON, TX 77060

INVOICE NO.: 202003-15084  
INVOICE DATE: 3-31-2020  
OWNER: 035904-1  
BILLING FOR: March 2020

REFERENCE/DESCRIPTION OF CHARGES		GROSS CHARGES	WORKING INTEREST	NET CHARGE
ELECTRICAL INSTALLATIONS	INGRAM PROFESSIONAL SERV	-3,059.85	0.029667450	-90.78
HEATER TREATERS, LINE HEATERS	ENERTECH INDUSTRIES INC	-24,704.38	0.029667450	-732.92
LINE PIPE-GAS GATHERING	FERGUSON CONSTRUCTION CO	-33,549.27	0.029667450	-995.32
LINE PIPE-GAS GATHERING	SMITH BROTHERS PIPE INC	-20,416.84	0.029667450	-605.72
MISC. VALVES & FITTINGS	T&J VALVE	-824.33	0.029667450	-24.46
MISC. VALVES & FITTINGS	T&J VALVE	-58.26	0.029667450	-1.73
MISC. VALVES & FITTINGS	T&J VALVE	-297.58	0.029667450	-8.83
MISC. VALVES & FITTINGS	CUSTOM WELDING OF HOBBS	-1,662.01	0.029667450	-49.31
MISC. VALVES & FITTINGS	K&S OILFIELD SUPPLIES LLC	-259.92	0.029667450	-7.71
MISC. VALVES & FITTINGS	K&S OILFIELD SUPPLIES LLC	-4,541.57	0.029667450	-134.74
MISC. VALVES & FITTINGS	K&S OILFIELD SUPPLIES LLC	-111.41	0.029667450	-3.30
MISC. VALVES & FITTINGS	MPS ENTERPRISES INC	-2,085.66	0.029667450	-61.88
MISC. VALVES & FITTINGS	MPS ENTERPRISES INC	-234.30	0.029667450	-6.95
MISC. VALVES & FITTINGS	BUFFALO OILFIELD SUPPLY LI	-58.87	0.029667450	-1.75
MISC. VALVES & FITTINGS	BUFFALO OILFIELD SUPPLY LI	-30,056.37	0.029667450	-891.69
MISC. VALVES & FITTINGS	EP&S LLC	-1,595.13	0.029667450	-47.32
MISC. VALVES & FITTINGS	TANKLOGIX LLC	-1,675.62	0.029667450	-49.71
PRODUCTION EQUIP INSTALLATION	G&A FABRICATION LLC	-2,497.76	0.029667450	-74.10
PRODUCTION EQUIP INSTALLATION	G&A FABRICATION LLC	-357.43	0.029667450	-10.60
PRODUCTION EQUIP INSTALLATION	G&A FABRICATION LLC	-340.61	0.029667450	-10.11
PRODUCTION EQUIP INSTALLATION	G&A FABRICATION LLC	-1,135.34	0.029667450	-33.68
PRODUCTION EQUIP INSTALLATION	G&A FABRICATION LLC	-1,653.09	0.029667450	-49.04
PRODUCTION EQUIP INSTALLATION	G&A FABRICATION LLC	-2,100.42	0.029667450	-62.31
PRODUCTION EQUIP INSTALLATION	G&A FABRICATION LLC	-357.42	0.029667450	-10.60
PRODUCTION EQUIP INSTALLATION	50-50 BACKHOE SERVICE LLC	-3,762.86	0.029667450	-111.63
PRODUCTION EQUIP INSTALLATION	50-50 BACKHOE SERVICE LLC	-269.74	0.029667450	-8.00
PRODUCTION EQUIP INSTALLATION	50-50 BACKHOE SERVICE LLC	-1,747.92	0.029667450	-51.86
PRODUCTION EQUIP INSTALLATION	50-50 BACKHOE SERVICE LLC	-3,903.67	0.029667450	-115.81
PRODUCTION EQUIP INSTALLATION	50-50 BACKHOE SERVICE LLC	-699.17	0.029667450	-20.74
PRODUCTION EQUIP INSTALLATION	50-50 BACKHOE SERVICE LLC	-4,835.89	0.029667450	-143.47
PRODUCTION EQUIP INSTALLATION	50-50 BACKHOE SERVICE LLC	-539.48	0.029667450	-16.00
PRODUCTION EQUIP INSTALLATION	50-50 BACKHOE SERVICE LLC	-3,321.01	0.029667450	-98.53
PRODUCTION EQUIP INSTALLATION	50-50 BACKHOE SERVICE LLC	-349.58	0.029667450	-10.37
PRODUCTION EQUIP INSTALLATION	TURNCO ENTERPRISES LLC	-305.66	0.029667450	-9.07
PRODUCTION EQUIP INSTALLATION	TURNCO ENTERPRISES LLC	-713.21	0.029667450	-21.16
PRODUCTION EQUIP INSTALLATION	TURNCO ENTERPRISES LLC	-305.66	0.029667450	-9.07
PRODUCTION EQUIP INSTALLATION	TURNCO ENTERPRISES LLC	-407.55	0.029667450	-12.09
PRODUCTION EQUIP INSTALLATION	INGRAM PROFESSIONAL SERV	-2,105.91	0.029667450	-62.48
PRODUCTION EQUIP INSTALLATION	INGRAM PROFESSIONAL SERV	-842.36	0.029667450	-24.99
PRODUCTION EQUIP INSTALLATION	INGRAM PROFESSIONAL SERV	-1,509.90	0.029667450	-44.79
SEPARATION EQUIPMENT	LONG INDUSTRIES INC	-12,669.05	0.029667450	-375.86
SEPARATION EQUIPMENT	VIKING INC	-41,419.25	0.029667450	-1,228.80



## MEWBOURNE OIL COMPANY

TOM M RAGSDALE  
400 N SAM HOUSTON PARKWAY EAST  
SUITE 601  
HOUSTON, TX 77060

INVOICE NO.: 202003-15084  
INVOICE DATE: 3-31-2020  
OWNER: 035904-1  
BILLING FOR: March 2020

REFERENCE/DESCRIPTION OF CHARGES		GROSS CHARGES	WORKING INTEREST	NET CHARGE
SURFACE PUMPS & PRIME MOVERS	HR COMPRESSION & SERVICE	-5,345.02	0.029667450	-158.57
SURFACE PUMPS & PRIME MOVERS	G&A FABRICATION LLC	-11,150.03	0.029667450	-330.79
TANKS-OTHER	LONG INDUSTRIES INC	-146,351.88	0.029667450	-4,341.89
TANKS-STEEL	LONG INDUSTRIES INC	-140,632.82	0.029667450	-4,172.22
Total Equipment Beyond Wellhead Cost		-542,480.04		-16,093.99
<b>62776000-9,120 SUBTOTAL</b>		<b>-3,745,864.21</b>	<b>-111,130.16</b>	
<b>PROPERTY: 62776000 62776000-9,130 IBEX 10 B3OB FED COM 1H</b>				
<u>Lease Operating Expense</u>				
COMPANY SUPERVISION	MEWBOURNE OIL COMPANY	-562.50	0.029667450	-16.69
COMPANY SUPERVISION	MEWBOURNE OIL COMPANY	-1,125.00	0.029667450	-33.38
CONTRACT SUPERVISION	PACE OILFIELD SERVICES INC	-10,680.71	0.029667450	-316.87
CONTRACT SUPERVISION	PACE OILFIELD SERVICES INC	-7,737.21	0.029667450	-229.54
LEASE MAINTENANCE	AMERICAN MILLENNIUM COR	-120.96	0.029667450	-3.59
LEASE MAINTENANCE	KEYSTONE PUMP & SUPPLY LI	-683.77	0.029667450	-20.29
LEASE MAINTENANCE	K&S OILFIELD SUPPLIES LLC	-410.44	0.029667450	-12.18
LEASE MAINTENANCE	BLADE SERVICES LLC	-464.20	0.029667450	-13.77
LEASE MAINTENANCE	G&A FABRICATION LLC	-330.73	0.029667450	-9.81
LEASE MAINTENANCE	TURNCO ENTERPRISES LLC	-1,273.61	0.029667450	-37.79
LEASE MAINTENANCE	TURNCO ENTERPRISES LLC	-2,659.24	0.029667450	-78.89
LEASE MAINTENANCE	TURNCO ENTERPRISES LLC	-407.55	0.029667450	-12.09
LEASE MAINTENANCE	MEWBOURNE OIL COMPANY	-725.00	0.029667450	-21.51
LEASE MAINTENANCE	MEWBOURNE OIL COMPANY	-725.00	0.029667450	-21.51
LEASE MAINTENANCE	MEWBOURNE OIL COMPANY	-1,631.25	0.029667450	-48.39
LEASE MAINTENANCE	MEWBOURNE OIL COMPANY	-601.75	0.029667450	-17.85
OVERHEAD-FIXED RATE	MEWBOURNE OIL COMPANY	-800.40	0.029667450	-23.75
OVERHEAD-FIXED RATE	MEWBOURNE OIL COMPANY	-800.40	0.029667450	-23.75
PRIME MOVER MAINTENANCE	T&J VALVE	-472.57	0.029667450	-14.02
PUMPING	MEWBOURNE OIL COMPANY	-850.00	0.029667450	-25.22
PUMPING	MEWBOURNE OIL COMPANY	-637.50	0.029667450	-18.91
PUMPING	MEWBOURNE OIL COMPANY	-875.00	0.029667450	-25.96
PUMPING	MEWBOURNE OIL COMPANY	-656.25	0.029667450	-19.47
SALT WATER DISPOSAL	GUNS UP SERVICES	-973.96	0.029667450	-28.90
SALT WATER DISPOSAL	GUNS UP SERVICES	-2,612.26	0.029667450	-77.50
SALT WATER DISPOSAL	R360 ENVIRONMENTAL SOLU	-351.42	0.029667450	-10.43
SALT WATER DISPOSAL	UNITED WELL SERVICE LLC	-6,751.65	0.029667450	-200.31
SALT WATER DISPOSAL	UNITED WELL SERVICE LLC	-2,141.66	0.029667450	-63.54
SALT WATER DISPOSAL	UNITED WELL SERVICE LLC	-20,790.26	0.029667450	-616.80
SALT WATER DISPOSAL	OWL SWD OPERATING LLC	-181.36	0.029667450	-5.38
SALT WATER DISPOSAL	NOVA TRUCKING LLC	-240.33	0.029667450	-7.13
SALT WATER DISPOSAL	NOVA TRUCKING LLC	-96.13	0.029667450	-2.85
SALT WATER DISPOSAL	NOVA TRUCKING LLC	-2,588.86	0.029667450	-76.80



## MEWBOURNE OIL COMPANY

TOM M RAGSDALE  
400 N SAM HOUSTON PARKWAY EAST  
SUITE 601  
HOUSTON, TX 77060

INVOICE NO.: 202003-15084  
INVOICE DATE: 3-31-2020  
OWNER: 035904-1  
BILLING FOR: March 2020

REFERENCE/DESCRIPTION OF CHARGES		GROSS CHARGES	WORKING INTEREST	NET CHARGE
SALT WATER DISPOSAL	NOVA TRUCKING LLC	-360.49	0.029667450	-10.69
SALT WATER DISPOSAL	JES ENERGY LLC	-234.74	0.029667450	-6.96
SALT WATER DISPOSAL	AY TRUCKING INC	-521.46	0.029667450	-15.47
SALT WATER DISPOSAL	AY TRUCKING INC	-1,344.28	0.029667450	-39.88
SALT WATER DISPOSAL	LIMESTONE BASIN PROPERTIE	-862.35	0.029667450	-25.58
TREATING,DEHYDRATION,METERING	PRO-KEM INC	-589.88	0.029667450	-17.50
Total Lease Operating Expense Cost		-75,872.13		-2,250.95

62776000-9,130 SUBTOTAL

-75,872.13

-2,250.95

PROPERTY: 62776000 62776000-9,210 IBEX 10 B3OB FED COM 1H

Intangible Well Cost

BITS	BAKER HUGHES OILFIELD	10,306.72	0.031093200	320.47
BITS	BAKER HUGHES OILFIELD	10,275.96	0.031093200	319.51
BITS	NATIONAL OILWELL DHT LP	12,038.41	0.031093200	374.31
BITS	SMITH INTERNATIONAL INC	16,174.16	0.031093200	502.91
BITS	ULTERRA DRILLING	9,349.41	0.031093200	290.70
BITS	ULTERRA DRILLING	8,520.18	0.031093200	264.92
CASING, TUBING, SNUBBING SERV	BUTCH'S RAT HOLE & ANCHOI	3,850.76	0.031093200	119.73
CASING, TUBING, SNUBBING SERV	BUTCH'S RAT HOLE & ANCHOI	4,916.31	0.031093200	152.86
CASING, TUBING, SNUBBING SERV	BUTCH'S RAT HOLE & ANCHOI	12,423.39	0.031093200	386.28
CEMENTING	WEATHERFORD US LP	5,671.41	0.031093200	176.34
CEMENTING	WEATHERFORD US LP	-516.60	0.031093200	-16.06
CEMENTING	BJ SERVICES LLC	29,276.34	0.031093200	910.30
CEMENTING	BJ SERVICES LLC	24,839.95	0.031093200	772.35
CEMENTING	BJ SERVICES LLC	25,422.86	0.031093200	790.48
COMPANY SUPERVISION	GSM OILFIELD SERVICES INC	11,038.13	0.031093200	343.21
COMPANY SUPERVISION	GSM OILFIELD SERVICES INC	12,960.00	0.031093200	402.97
COMPANY SUPERVISION	MEWBOURNE OIL COMPANY	600.00	0.031093200	18.66
COMPANY SUPERVISION	MEWBOURNE OIL COMPANY	2,625.00	0.031093200	81.62
COMPANY SUPERVISION	MEWBOURNE OIL COMPANY	881.25	0.031093200	27.40
COMPANY SUPERVISION	MEWBOURNE OIL COMPANY	2,937.50	0.031093200	91.34
COMPANY SUPERVISION	MEWBOURNE OIL COMPANY	575.00	0.031093200	17.88
COMPANY SUPERVISION	MEWBOURNE OIL COMPANY	1,175.00	0.031093200	36.53
COMPANY SUPERVISION	MEWBOURNE OIL COMPANY	799.00	0.031093200	24.84
COMPANY SUPERVISION	MEWBOURNE OIL COMPANY	881.25	0.031093200	27.40
COMPANY SUPERVISION	MEWBOURNE OIL COMPANY	2,325.00	0.031093200	72.29
COMPANY SUPERVISION	MEWBOURNE OIL COMPANY	368.75	0.031093200	11.47
COMPANY SUPERVISION	MEWBOURNE OIL COMPANY	399.50	0.031093200	12.42
COMPANY SUPERVISION	MEWBOURNE OIL COMPANY	1,175.00	0.031093200	36.53
COMPANY SUPERVISION	MEWBOURNE OIL COMPANY	15,451.25	0.031093200	480.43
COMPANY SUPERVISION	MEWBOURNE OIL COMPANY	1,100.00	0.031093200	34.20
COMPANY SUPERVISION	MEWBOURNE OIL COMPANY	1,100.00	0.031093200	34.20

## MEWBOURNE OIL COMPANY

TOM M RAGSDALE  
400 N SAM HOUSTON PARKWAY EAST  
SUITE 601  
HOUSTON, TX 77060

**INVOICE NO.:** 202003-15084  
**INVOICE DATE:** 3-31-2020  
**OWNER:** 035904-1  
**BILLING FOR:** March 2020

REFERENCE/DESCRIPTION OF CHARGES		GROSS CHARGES	WORKING INTEREST	NET CHARGE
COMPANY SUPERVISION	MEWBOURNE OIL COMPANY	550.00	0.031093200	17.10
COMPANY SUPERVISION	MEWBOURNE OIL COMPANY	562.50	0.031093200	17.49
COMPANY SUPERVISION	MEWBOURNE OIL COMPANY	287.50	0.031093200	8.94
COMPANY SUPERVISION	MEWBOURNE OIL COMPANY	825.00	0.031093200	25.65
COMPANY SUPERVISION	MEWBOURNE OIL COMPANY	9,400.00	0.031093200	292.27
COMPANY SUPERVISION	MEWBOURNE OIL COMPANY	24,675.00	0.031093200	767.23
COMPANY SUPERVISION	MEWBOURNE OIL COMPANY	2,200.00	0.031093200	68.41
COMPANY SUPERVISION	MEWBOURNE OIL COMPANY	550.00	0.031093200	17.10
COMPANY SUPERVISION	MEWBOURNE OIL COMPANY	712.50	0.031093200	22.15
COMPANY SUPERVISION	MEWBOURNE OIL COMPANY	1,162.50	0.031093200	36.15
COMPANY SUPERVISION	MEWBOURNE OIL COMPANY	4,125.00	0.031093200	128.26
COMPANY SUPERVISION	MEWBOURNE OIL COMPANY	181.25	0.031093200	5.64
COMPANY SUPERVISION	MEWBOURNE OIL COMPANY	1,586.25	0.031093200	49.32
COMPANY SUPERVISION	MEWBOURNE OIL COMPANY	2,855.25	0.031093200	88.78
COMPANY SUPERVISION	MEWBOURNE OIL COMPANY	10,575.00	0.031093200	328.81
COMPANY SUPERVISION	MEWBOURNE OIL COMPANY	21,150.00	0.031093200	657.62
CONTINGENCIES	DIVINE ENERGY SERVICES LLC	2,456.69	0.031093200	76.39
CONTINGENCIES	RWLS LLC DBA RENEGADE SE	32,895.05	0.031093200	1,022.81
CONTINGENCIES	YELLOWJACKET OILFIELD SEI	61,582.85	0.031093200	1,914.81
CONTRACT SUPERVISION	GSM OILFIELD SERVICES INC	9,720.00	0.031093200	302.23
CONTRACT SUPERVISION	GSM OILFIELD SERVICES INC	11,038.13	0.031093200	343.21
CONTRACT SUPERVISION	GSM OILFIELD SERVICES INC	3,677.40	0.031093200	114.34
DAMAGES	LIMESTONE LIVESTOCK LLC	10,035.95	0.031093200	312.05
DAY WORK, FOOTAGE, TURNKEY	PATTERSON-UTI DRILLING CO	63,300.00	0.031093200	1,968.20
DAY WORK, FOOTAGE, TURNKEY	PATTERSON-UTI DRILLING CO	61,102.09	0.031093200	1,899.86
DAY WORK, FOOTAGE, TURNKEY	PATTERSON-UTI DRILLING CO	510,959.27	0.031093200	15,887.36
DIRECTIONAL SERVICES	BAKER HUGHES OILFIELD	11,600.55	0.031093200	360.70
DIRECTIONAL SERVICES	STRYKER ENERGY DIRECTION	179,553.50	0.031093200	5,582.89
DIRECTIONAL SERVICES	PHOENIX TECHNOLOGY SERV	18,214.58	0.031093200	566.35
EQUIPMENT RENTAL	MAN WELDING SERVICE	5,802.50	0.031093200	180.41
EQUIPMENT RENTAL	PATTERSON-UTI DRILLING CO	4,220.00	0.031093200	131.21
EQUIPMENT RENTAL	PATTERSON-UTI DRILLING CO	3,165.00	0.031093200	98.41
EQUIPMENT RENTAL	PATTERSON-UTI DRILLING CO	27,430.00	0.031093200	852.89
EQUIPMENT RENTAL	PASON SYSTEMS USA CORPOR	22,706.76	0.031093200	706.03
EQUIPMENT RENTAL	WEATHERFORD US LP	1,615.54	0.031093200	50.23
EQUIPMENT RENTAL	WEATHERFORD US LP	2,493.01	0.031093200	77.52
EQUIPMENT RENTAL	WEATHERFORD US LP	28,145.16	0.031093200	875.12
EQUIPMENT RENTAL	BAKER HUGHES OILFIELD	22,654.44	0.031093200	704.40
EQUIPMENT RENTAL	AMERICAN SAFETY SERVICES	3,001.66	0.031093200	93.33
EQUIPMENT RENTAL	NATIONAL OILWELL DHT LP	25,482.60	0.031093200	792.34
EQUIPMENT RENTAL	BLAIR TOOL LLC	7,637.09	0.031093200	237.46
EQUIPMENT RENTAL	CAMPBELL OILFIELD SERVICE	53,613.75	0.031093200	1,667.02

## MEWBOURNE OIL COMPANY

TOM M RAGSDALE  
400 N SAM HOUSTON PARKWAY EAST  
SUITE 601  
HOUSTON, TX 77060

**INVOICE NO.:** 202003-15084  
**INVOICE DATE:** 3-31-2020  
**OWNER:** 035904-1  
**BILLING FOR:** March 2020

REFERENCE/DESCRIPTION OF CHARGES		GROSS CHARGES	WORKING INTEREST	NET CHARGE
EQUIPMENT RENTAL	LA ENTERPRISE SERVICES INC	893.57	0.031093200	27.78
EQUIPMENT RENTAL	LA ENTERPRISE SERVICES INC	525.63	0.031093200	16.34
EQUIPMENT RENTAL	LA ENTERPRISE SERVICES INC	735.88	0.031093200	22.88
EQUIPMENT RENTAL	LA ENTERPRISE SERVICES INC	262.81	0.031093200	8.17
EQUIPMENT RENTAL	LA ENTERPRISE SERVICES INC	262.81	0.031093200	8.17
EQUIPMENT RENTAL	LA ENTERPRISE SERVICES INC	735.88	0.031093200	22.88
EQUIPMENT RENTAL	LA ENTERPRISE SERVICES INC	630.75	0.031093200	19.61
EQUIPMENT RENTAL	LA ENTERPRISE SERVICES INC	525.63	0.031093200	16.34
EQUIPMENT RENTAL	LA ENTERPRISE SERVICES INC	262.81	0.031093200	8.17
EQUIPMENT RENTAL	LA ENTERPRISE SERVICES INC	1,261.50	0.031093200	39.22
EQUIPMENT RENTAL	OIL PATCH GROUP INC	11,432.77	0.031093200	355.48
EQUIPMENT RENTAL	OIL PATCH GROUP INC	13,560.04	0.031093200	421.62
EQUIPMENT RENTAL	AES LOGISTICS LLC	1,000.00	0.031093200	31.09
EQUIPMENT RENTAL	DRILLING TOOLS INTERNATIC	8,297.05	0.031093200	257.98
EQUIPMENT RENTAL	DRILLING TOOLS INTERNATIC	1,067.50	0.031093200	33.19
EQUIPMENT RENTAL	D WEBB INDUSTRIES LLC	2,948.76	0.031093200	91.69
EQUIPMENT RENTAL	GRAVITY OILFIELD SERVICES	1,017.20	0.031093200	31.63
EQUIPMENT RENTAL	GRAVITY OILFIELD SERVICES	4,577.39	0.031093200	142.33
FUEL	FRONK OIL COMPANY INC	19,831.02	0.031093200	616.61
FUEL	FRONK OIL COMPANY INC	14,598.89	0.031093200	453.93
FUEL	FRONK OIL COMPANY INC	19,910.85	0.031093200	619.09
FUEL	FRONK OIL COMPANY INC	19,827.16	0.031093200	616.49
FUEL	FRONK OIL COMPANY INC	19,671.76	0.031093200	611.66
FUEL	FRONK OIL COMPANY INC	20,196.86	0.031093200	627.98
INSPECTION & REPAIR SERVICES	CONNECTION INSPECTION SEI	807.51	0.031093200	25.11
INSPECTION & REPAIR SERVICES	CONNECTION INSPECTION SEI	3,033.91	0.031093200	94.33
INSPECTION & REPAIR SERVICES	CHARLIE'S FIELD SERVICE INC	1,390.70	0.031093200	43.24
INSPECTION & REPAIR SERVICES	CHARLIE'S FIELD SERVICE INC	1,635.20	0.031093200	50.84
INSPECTION & REPAIR SERVICES	CHARLIE'S FIELD SERVICE INC	3,132.66	0.031093200	97.40
INSPECTION & REPAIR SERVICES	CHARLIE'S FIELD SERVICE INC	1,584.20	0.031093200	49.26
INSPECTION & REPAIR SERVICES	BLAIR TOOL LLC	929.27	0.031093200	28.89
INSPECTION & REPAIR SERVICES	SMITH INTERNATIONAL INC	18,518.18	0.031093200	575.79
INSPECTION & REPAIR SERVICES	KNIGHT ENERGY HOLDINGS L	10,579.63	0.031093200	328.95
INSPECTION & REPAIR SERVICES	KNIGHT ENERGY HOLDINGS L	18,288.98	0.031093200	568.66
INTANGIBLE SUPPLIES	NOV TUBOSCOPE	5,314.15	0.031093200	165.23
INTANGIBLE SUPPLIES	NATIONAL OILWELL VARCO I	3,931.68	0.031093200	122.25
INTANGIBLE SUPPLIES	CONTINENTAL WIRE CLOTH L	6,730.91	0.031093200	209.29
INTANGIBLE SUPPLIES	CONTINENTAL WIRE CLOTH L	1,856.80	0.031093200	57.73
INTANGIBLE SUPPLIES	CONTINENTAL WIRE CLOTH L	5,570.40	0.031093200	173.20
LOCATION RESTORATION	SUNDANCE SERVICES INC	64,961.62	0.031093200	2,019.86
LOCATION RESTORATION	SUNDANCE SERVICES INC	19,638.19	0.031093200	610.61
LOCATION RESTORATION	STONE OILFIELD SERVICE INC	2,949.38	0.031093200	91.70

## MEWBOURNE OIL COMPANY

TOM M RAGSDALE  
400 N SAM HOUSTON PARKWAY EAST  
SUITE 601  
HOUSTON, TX 77060

**INVOICE NO.:** 202003-15084  
**INVOICE DATE:** 3-31-2020  
**OWNER:** 035904-1  
**BILLING FOR:** March 2020

REFERENCE/DESCRIPTION OF CHARGES		GROSS CHARGES	WORKING INTEREST	NET CHARGE
LOCATION RESTORATION	DUKE OILFIELD SERVICES LLC	2,806.30	0.031093200	87.26
LOCATION RESTORATION	DUKE OILFIELD SERVICES LLC	2,785.20	0.031093200	86.60
LOCATION RESTORATION	DUKE OILFIELD SERVICES LLC	18,631.30	0.031093200	579.31
LOCATION RESTORATION	DUKE OILFIELD SERVICES LLC	12,027.00	0.031093200	373.96
LOCATION RESTORATION	DUKE OILFIELD SERVICES LLC	3,249.40	0.031093200	101.03
LOCATION RESTORATION	DUKE OILFIELD SERVICES LLC	1,804.05	0.031093200	56.09
LOCATION RESTORATION	DUKE OILFIELD SERVICES LLC	3,249.40	0.031093200	101.03
LOCATION RESTORATION	DUKE OILFIELD SERVICES LLC	3,006.75	0.031093200	93.49
LOCATION RESTORATION	DUKE OILFIELD SERVICES LLC	3,249.40	0.031093200	101.03
LOCATION RESTORATION	ZH SERVICES INC	3,304.73	0.031093200	102.76
LOCATION RESTORATION	LA ENTERPRISE SERVICES INC	735.88	0.031093200	22.88
LOCATION RESTORATION	LA ENTERPRISE SERVICES INC	262.81	0.031093200	8.17
LOCATION RESTORATION	R360 ENVIRONMENTAL SOLUT	15,759.65	0.031093200	490.02
LOCATION RESTORATION	R360 ENVIRONMENTAL SOLUT	3,522.68	0.031093200	109.53
LOCATION RESTORATION	R360 ENVIRONMENTAL SOLUT	1,008.31	0.031093200	31.35
LOCATION RESTORATION	CHARLIE'S TRUCKING LLC	4,468.62	0.031093200	138.94
LOCATION RESTORATION	CHARLIE'S TRUCKING LLC	18,117.34	0.031093200	563.32
LOCATION RESTORATION	CHARLIE'S TRUCKING LLC	21,323.06	0.031093200	663.01
LOCATION RESTORATION	CHARLIE'S TRUCKING LLC	874.30	0.031093200	27.18
LOCATION RESTORATION	CHARLIE'S TRUCKING LLC	777.15	0.031093200	24.16
LOCATION RESTORATION	CHARLIE'S TRUCKING LLC	1,165.73	0.031093200	36.24
LOCATION RESTORATION	CHARLIE'S TRUCKING LLC	1,360.01	0.031093200	42.29
LOCATION RESTORATION	CHARLIE'S TRUCKING LLC	9,422.94	0.031093200	293.00
LOCATION RESTORATION	CHARLIE'S TRUCKING LLC	971.44	0.031093200	30.20
LOCATION RESTORATION	CHARLIE'S TRUCKING LLC	1,165.73	0.031093200	36.24
LOCATION RESTORATION	CHARLIE'S TRUCKING LLC	8,062.91	0.031093200	250.70
LOCATION RESTORATION	CHARLIE'S TRUCKING LLC	1,845.73	0.031093200	57.39
LOCATION, ROADS, PITS & SITE	A-1 SIGN ENGRAVERS INC	68.60	0.031093200	2.13
LOCATION, ROADS, PITS & SITE	DIAMONDBACK DISPOSAL SEI	39,445.86	0.031093200	1,226.50
LOCATION, ROADS, PITS & SITE	DIAMONDBACK DISPOSAL SEI	18,740.26	0.031093200	582.69
LOCATION, ROADS, PITS & SITE	MCCULLAR AND SON'S WELDI	1,324.48	0.031093200	41.18
LOCATION, ROADS, PITS & SITE	GRIGRY READY DRILL LLC	21,550.63	0.031093200	670.08
LOCATION, ROADS, PITS & SITE	AR ENTERPRISES LLC	18,036.00	0.031093200	560.80
LOGGING, WIRELINE & CORING SER	PHOENIX TECHNOLOGY SERV	2,387.51	0.031093200	74.23
LOGGING, WIRELINE & CORING SER	PHOENIX TECHNOLOGY SERV	250.00	0.031093200	7.77
MUD	ANCHOR DRILLING FLUIDS US	71,934.07	0.031093200	2,236.66
MUD LOGGING	MORCO GEOLOGICAL SERVIC	16,399.50	0.031093200	509.91
OVERHEAD FIXED RATE	MEWBOURNE OIL COMPANY	756.78	0.031093200	23.53
OVERHEAD FIXED RATE	MEWBOURNE OIL COMPANY	6,813.55	0.031093200	211.85
PERMITS AND SURVEYS	RRC SURVEYING LLC	4,699.76	0.031093200	146.14
PERMITS AND SURVEYS	BOONE ARCHAEOLOGICAL RE	318.39	0.031093200	9.90
PERMITS AND SURVEYS	BUREAU OF LAND MANAGEM	9,790.00	0.031093200	304.40

## MEWBOURNE OIL COMPANY

TOM M RAGSDALE  
400 N SAM HOUSTON PARKWAY EAST  
SUITE 601  
HOUSTON, TX 77060

**INVOICE NO.:** 202003-15084  
**INVOICE DATE:** 3-31-2020  
**OWNER:** 035904-1  
**BILLING FOR:** March 2020

REFERENCE/DESCRIPTION OF CHARGES		GROSS CHARGES	WORKING INTEREST	NET CHARGE
RIG MOBILIZATION	WILBANKS TRUCKING SERVIC	76,487.50	0.031093200	2,378.24
TESTING	MAN WELDING SERVICE	6,382.75	0.031093200	198.46
TESTING	MAN WELDING SERVICE	7,748.98	0.031093200	240.94
TESTING	MAN WELDING SERVICE	4,747.50	0.031093200	147.61
TRANSPORTATION	ACME TRUCK LINE INC	2,708.44	0.031093200	84.21
TRANSPORTATION	ACME TRUCK LINE INC	790.87	0.031093200	24.59
TRANSPORTATION	HUGHES OILFIELD TRANSPOR	424.63	0.031093200	13.20
TRANSPORTATION	HUGHES OILFIELD TRANSPOR	400.28	0.031093200	12.45
TRANSPORTATION	HUGHES OILFIELD TRANSPOR	424.63	0.031093200	13.20
TRANSPORTATION	DIVINE ENERGY SERVICES LL	1,528.48	0.031093200	47.53
TRANSPORTATION	DIVINE ENERGY SERVICES LL	1,649.87	0.031093200	51.30
TRANSPORTATION	MCCULLAR AND SON'S WELDI	1,006.60	0.031093200	31.30
TRANSPORTATION	MCCULLAR AND SON'S WELDI	863.56	0.031093200	26.85
TRANSPORTATION	MCCULLAR AND SON'S WELDI	863.56	0.031093200	26.85
TRANSPORTATION	MCCULLAR AND SON'S WELDI	821.18	0.031093200	25.53
TRANSPORTATION	MCCULLAR AND SON'S WELDI	821.18	0.031093200	25.53
TRANSPORTATION	TEJAS HOT SHOT SERVICE &	714.19	0.031093200	22.21
TRANSPORTATION	TEJAS HOT SHOT SERVICE &	971.55	0.031093200	30.21
TRANSPORTATION	TEJAS HOT SHOT SERVICE &	488.11	0.031093200	15.18
TRANSPORTATION	WILBANKS TRUCKING SERVIC	791.25	0.031093200	24.60
TRANSPORTATION	WILBANKS TRUCKING SERVIC	1,396.89	0.031093200	43.43
TRANSPORTATION	AES LOGISTICS LLC	510.00	0.031093200	15.86
TRANSPORTATION	AES LOGISTICS LLC	2,145.00	0.031093200	66.70
TRANSPORTATION	AES LOGISTICS LLC	1,020.00	0.031093200	31.72
TRANSPORTATION	AES LOGISTICS LLC	1,020.00	0.031093200	31.72
TRANSPORTATION	AES LOGISTICS LLC	1,125.00	0.031093200	34.98
TRANSPORTATION	AES LOGISTICS LLC	1,425.00	0.031093200	44.31
TRANSPORTATION	AES LOGISTICS LLC	1,000.00	0.031093200	31.09
WATER AND OTHER	DUKE OILFIELD SERVICES LLC	1,474.37	0.031093200	45.84
WATER AND OTHER	DUKE OILFIELD SERVICES LLC	1,090.34	0.031093200	33.90
WATER AND OTHER	ZH SERVICES INC	2,502.76	0.031093200	77.82
WATER AND OTHER	LA ENTERPRISE SERVICES INC	262.81	0.031093200	8.17
WATER AND OTHER	LA ENTERPRISE SERVICES INC	525.63	0.031093200	16.34
WATER AND OTHER	LA ENTERPRISE SERVICES INC	735.88	0.031093200	22.88
WATER AND OTHER	LA ENTERPRISE SERVICES INC	525.63	0.031093200	16.34
WATER AND OTHER	LA ENTERPRISE SERVICES INC	735.88	0.031093200	22.88
WATER AND OTHER	LA ENTERPRISE SERVICES INC	525.63	0.031093200	16.34
WATER AND OTHER	LA ENTERPRISE SERVICES INC	525.63	0.031093200	16.34
WATER AND OTHER	CHARLIE'S TRUCKING LLC	406.92	0.031093200	12.65
WATER AND OTHER	CHARLIE'S TRUCKING LLC	9,870.82	0.031093200	306.92
WATER AND OTHER	CHARLIE'S TRUCKING LLC	3,269.40	0.031093200	101.66
WATER AND OTHER	CHARLIE'S TRUCKING LLC	1,165.74	0.031093200	36.25



## MEWBOURNE OIL COMPANY

TOM M RAGSDALE  
400 N SAM HOUSTON PARKWAY EAST  
SUITE 601  
HOUSTON, TX 77060

INVOICE NO.: 202003-15084  
INVOICE DATE: 3-31-2020  
OWNER: 035904-1  
BILLING FOR: March 2020

REFERENCE/DESCRIPTION OF CHARGES		GROSS CHARGES	WORKING INTEREST	NET CHARGE
WATER AND OTHER	CHARLIE'S TRUCKING LLC	1,126.86	0.031093200	35.04
WATER AND OTHER	CHARLIE'S TRUCKING LLC	1,220.76	0.031093200	37.96
WATER AND OTHER	CHARLIE'S TRUCKING LLC	194.29	0.031093200	6.04
WATER AND OTHER	CHARLIE'S TRUCKING LLC	626.04	0.031093200	19.47
WATER AND OTHER	CHARLIE'S TRUCKING LLC	2,441.52	0.031093200	75.92
WATER AND OTHER	CHARLIE'S TRUCKING LLC	2,034.60	0.031093200	63.26
WELDING & CONSTRUCTION	MCCULLAR AND SON'S WELDI	720.52	0.031093200	22.40
WELDING & CONSTRUCTION	MCCULLAR AND SON'S WELDI	540.39	0.031093200	16.80
WELDING & CONSTRUCTION	MCCULLAR AND SON'S WELDI	450.33	0.031093200	14.00
WELDING & CONSTRUCTION	MEWBOURNE OIL COMPANY	900.00	0.031093200	27.98
WELDING & CONSTRUCTION	MEWBOURNE OIL COMPANY	900.00	0.031093200	27.98
WELDING & CONSTRUCTION	MEWBOURNE OIL COMPANY	900.00	0.031093200	27.98
WELDING & CONSTRUCTION	MEWBOURNE OIL COMPANY	450.00	0.031093200	13.99
WELL / LEASE LEGAL	KELLY HART & HALLMAN LLI	21,508.78	0.031093200	668.78
Total Intangible Well Cost Cost		2,364,711.84		73,526.33
<u>Tangible Well Cost</u>				
CASING (10.1" - 19.0")	BASIN SUPPLY LP	67,691.75	0.031093200	2,104.75
CASING (10.1" - 19.0")	BASIN SUPPLY LP	-1,486.95	0.031093200	-46.23
CASING (6.1" - 8.0")	BASIN SUPPLY LP	359,359.22	0.031093200	11,173.63
CASING (6.1" - 8.0")	BASIN SUPPLY LP	-8,172.65	0.031093200	-254.11
CASING (8.1" - 10.0")	BASIN SUPPLY LP	87,766.97	0.031093200	2,728.96
CASING (8.1" - 10.0")	BASIN SUPPLY LP	33,733.74	0.031093200	1,048.89
CASING (8.1" - 10.0")	BASIN SUPPLY LP	100,143.14	0.031093200	3,113.77
CASING (8.1" - 10.0")	BASIN SUPPLY LP	-67,886.78	0.031093200	-2,110.82
DRILLING HEAD	CAMERON INTERNATIONAL	34,316.70	0.031093200	1,067.02
DRILLING HEAD	CAMERON INTERNATIONAL	3,180.03	0.031093200	98.88
DRILLING HEAD	CAMERON INTERNATIONAL	3,248.36	0.031093200	101.00
DRILLING HEAD	CAMERON INTERNATIONAL	2,749.02	0.031093200	85.48
Total Tangible Well Cost Cost		614,642.55		19,111.22
<b>62776000-9,210 SUBTOTAL</b>		<b>2,979,354.39</b>	<b>92,637.55</b>	
<b>PROPERTY: 62776000 62776000-9,211 IBEX 10 B3OB FED COM 1H</b>				
<u>Intangible Well Cost</u>				
EQUIPMENT RENTAL	CHARLIE'S TRUCKING LLC	3,740.03	0.031093200	116.29
EQUIPMENT RENTAL	CHARLIE'S TRUCKING LLC	6,233.39	0.031093200	193.82
INSPECTION & REPAIR SERVICES	PATTERSON-UTI DRILLING CO	12,497.26	0.031093200	388.58
INSPECTION & REPAIR SERVICES	PATTERSON-UTI DRILLING CO	-12,497.26	0.031093200	-388.58
INSPECTION & REPAIR SERVICES	PATTERSON-UTI DRILLING CO	12,497.26	0.031093200	388.58
MUD	CHARLIE'S TRUCKING LLC	3,278.62	0.031093200	101.94
RIG MOBILIZATION	CHARLIE'S TRUCKING LLC	8,354.39	0.031093200	259.76
RIG MOBILIZATION	CHARLIE'S TRUCKING LLC	1,554.30	0.031093200	48.33
WATER AND OTHER	CHARLIE'S TRUCKING LLC	194.29	0.031093200	6.04

## MEWBOURNE OIL COMPANY

TOM M RAGSDALE  
400 N SAM HOUSTON PARKWAY EAST  
SUITE 601  
HOUSTON, TX 77060

**INVOICE NO.:** 202003-15084  
**INVOICE DATE:** 3-31-2020  
**OWNER:** 035904-1  
**BILLING FOR:** March 2020

REFERENCE/DESCRIPTION OF CHARGES		GROSS CHARGES	WORKING INTEREST	NET CHARGE
WATER AND OTHER	CHARLIE'S TRUCKING LLC	5,809.25	0.031093200	180.63
WATER AND OTHER	CHARLIE'S TRUCKING LLC	2,817.20	0.031093200	87.60
WATER AND OTHER	CHARLIE'S TRUCKING LLC	582.87	0.031093200	18.12
Total Intangible Well Cost Cost		45,061.60		1,401.11
<u>Intangible Well Cost</u>				
CEMENTING	GRIGRY READY DRILL LLC	1,576.88	0.031093200	49.03
EQUIPMENT RENTAL	OIL PATCH GROUP INC	351.16	0.031093200	10.92
LOCATION RESTORATION	CHARLIE'S TRUCKING LLC	3,108.60	0.031093200	96.66
LOCATION RESTORATION	CHARLIE'S TRUCKING LLC	777.15	0.031093200	24.16
LOCATION RESTORATION	CHARLIE'S TRUCKING LLC	1,165.73	0.031093200	36.25
MUD	CHARLIE'S TRUCKING LLC	485.72	0.031093200	15.10
TRANSPORTATION	CHARLIE'S TRUCKING LLC	3,508.01	0.031093200	109.08
WATER AND OTHER	CHARLIE'S TRUCKING LLC	8,232.32	0.031093200	255.97
WATER AND OTHER	CHARLIE'S TRUCKING LLC	6,229.02	0.031093200	193.68
Total Intangible Well Cost Cost		25,434.59		790.85
<u>Intangible Well Cost</u>				
WELL / LEASE INSURANCE	LOCKTON COMPANIES LLC	3,030.70	0.031093200	94.23
Total Intangible Well Cost Cost		3,030.70		94.23
<b>62776000-9,211 SUBTOTAL</b>		<b>73,526.89</b>	<b>2,286.19</b>	
<b>PROPERTY: 62776000 62776000-9,220 IBEX 10 B3OB FED COM 1H</b>				
<u>Intangible Well Cost</u>				
CASING, TUBING, SNUBING SERV	BUTCH'S RAT HOLE & ANCHOI	7,253.13	0.031093200	225.53
CASING, TUBING, SNUBING SERV	RED BONE SERVICES LLC	788.44	0.031093200	24.52
CASING, TUBING, SNUBING SERV	TAUREX DRILL BITS LLC	3,178.75	0.031093200	98.84
CEMENTING	BJ SERVICES LLC	17,441.56	0.031093200	542.31
COMPANY SUPERVISION	MEWBOURNE OIL COMPANY	562.50	0.031093200	17.49
COMPANY SUPERVISION	MEWBOURNE OIL COMPANY	881.25	0.031093200	27.40
COMPANY SUPERVISION	MEWBOURNE OIL COMPANY	562.50	0.031093200	17.49
COMPANY SUPERVISION	MEWBOURNE OIL COMPANY	562.50	0.031093200	17.49
COMPANY SUPERVISION	MEWBOURNE OIL COMPANY	281.25	0.031093200	8.74
COMPANY SUPERVISION	MEWBOURNE OIL COMPANY	293.75	0.031093200	9.13
COMPANY SUPERVISION	MEWBOURNE OIL COMPANY	1,125.00	0.031093200	34.98
COMPANY SUPERVISION	MEWBOURNE OIL COMPANY	2,250.00	0.031093200	69.96
COMPANY SUPERVISION	MEWBOURNE OIL COMPANY	2,250.00	0.031093200	69.96
COMPANY SUPERVISION	MEWBOURNE OIL COMPANY	1,125.00	0.031093200	34.98
COMPANY SUPERVISION	MEWBOURNE OIL COMPANY	2,250.00	0.031093200	69.96
COMPANY SUPERVISION	MEWBOURNE OIL COMPANY	5,625.00	0.031093200	174.90
COMPANY SUPERVISION	MEWBOURNE OIL COMPANY	1,125.00	0.031093200	34.98
COMPANY SUPERVISION	MEWBOURNE OIL COMPANY	1,200.00	0.031093200	37.31

## MEWBOURNE OIL COMPANY

TOM M RAGSDALE  
400 N SAM HOUSTON PARKWAY EAST  
SUITE 601  
HOUSTON, TX 77060

**INVOICE NO.:** 202003-15084  
**INVOICE DATE:** 3-31-2020  
**OWNER:** 035904-1  
**BILLING FOR:** March 2020

REFERENCE/DESCRIPTION OF CHARGES		GROSS CHARGES	WORKING INTEREST	NET CHARGE
COMPANY SUPERVISION	MEWBOURNE OIL COMPANY	562.50	0.031093200	17.49
COMPANY SUPERVISION	MEWBOURNE OIL COMPANY	2,812.50	0.031093200	87.45
COMPANY SUPERVISION	MEWBOURNE OIL COMPANY	1,125.00	0.031093200	34.98
COMPANY SUPERVISION	MEWBOURNE OIL COMPANY	1,687.50	0.031093200	52.47
COMPANY SUPERVISION	MEWBOURNE OIL COMPANY	562.50	0.031093200	17.49
COMPANY SUPERVISION	MEWBOURNE OIL COMPANY	562.50	0.031093200	17.49
COMPANY SUPERVISION	MEWBOURNE OIL COMPANY	2,250.00	0.031093200	69.96
COMPANY SUPERVISION	MEWBOURNE OIL COMPANY	281.25	0.031093200	8.74
COMPANY SUPERVISION	MEWBOURNE OIL COMPANY	1,687.50	0.031093200	52.47
COMPANY SUPERVISION	MEWBOURNE OIL COMPANY	1,687.50	0.031093200	52.47
COMPANY SUPERVISION	MEWBOURNE OIL COMPANY	562.50	0.031093200	17.49
COMPANY SUPERVISION	MEWBOURNE OIL COMPANY	1,125.00	0.031093200	34.98
COMPANY SUPERVISION	MEWBOURNE OIL COMPANY	2,250.00	0.031093200	69.96
COMPANY SUPERVISION	MEWBOURNE OIL COMPANY	1,687.50	0.031093200	52.47
COMPANY SUPERVISION	MEWBOURNE OIL COMPANY	600.00	0.031093200	18.66
COMPANY SUPERVISION	MEWBOURNE OIL COMPANY	1,200.00	0.031093200	37.31
COMPANY SUPERVISION	MEWBOURNE OIL COMPANY	600.00	0.031093200	18.66
COMPANY SUPERVISION	MEWBOURNE OIL COMPANY	2,812.50	0.031093200	87.45
COMPANY SUPERVISION	MEWBOURNE OIL COMPANY	1,687.50	0.031093200	52.47
CONTRACT SUPERVISION	GSM OILFIELD SERVICES INC	4,422.60	0.031093200	137.51
CONTRACT SUPERVISION	SDS PETROLEUM CONSULTAN	2,373.75	0.031093200	73.81
CONTRACT SUPERVISION	SDS PETROLEUM CONSULTAN	6,330.00	0.031093200	196.82
CONTRACT SUPERVISION	SDS PETROLEUM CONSULTAN	3,165.00	0.031093200	98.41
CONTRACT SUPERVISION	SDS PETROLEUM CONSULTAN	1,793.50	0.031093200	55.77
CONTRACT SUPERVISION	SDS PETROLEUM CONSULTAN	1,793.50	0.031093200	55.77
DAY WORK, FOOTAGE, TURNKEY	PATTERSON-UTI DRILLING CO	39,542.54	0.031093200	1,229.50
EQUIPMENT RENTAL	GUNS UP SERVICES	1,078.47	0.031093200	33.53
EQUIPMENT RENTAL	WHITE TRASH TRAILERS LLC	534.08	0.031093200	16.61
EQUIPMENT RENTAL	LESLIE CRAIG	614.97	0.031093200	19.12
EQUIPMENT RENTAL	TRINITY OILFIELD SERVICES &	1,318.75	0.031093200	41.00
EQUIPMENT RENTAL	MORAN EQUIPMENT LLC	949.50	0.031093200	29.52
FUEL	PILOT THOMAS LOGISTICS LL	197,585.64	0.031093200	6,143.57
HORIZONTAL DRILLOUT SERVICES	THRU TUBING SOLUTIONS INC	20,697.50	0.031093200	643.55
HORIZONTAL DRILLOUT SERVICES	THRU TUBING SOLUTIONS INC	46,425.26	0.031093200	1,443.50
HORIZONTAL DRILLOUT SERVICES	CC FORBES LLC	116,520.03	0.031093200	3,622.98
HORIZONTAL DRILLOUT SERVICES	PRESTIGE EQUIPMENT RENTA	1,064.80	0.031093200	33.11
HORIZONTAL DRILLOUT SERVICES	PRESTIGE EQUIPMENT RENTA	1,897.96	0.031093200	59.01
HORIZONTAL DRILLOUT SERVICES	GUNS UP SERVICES	2,396.02	0.031093200	74.50
HORIZONTAL DRILLOUT SERVICES	GUNS UP SERVICES	482.90	0.031093200	15.01
HORIZONTAL DRILLOUT SERVICES	GUNS UP SERVICES	241.45	0.031093200	7.51
HORIZONTAL DRILLOUT SERVICES	GUNS UP SERVICES	547.28	0.031093200	17.02
HORIZONTAL DRILLOUT SERVICES	GUNS UP SERVICES	6,202.50	0.031093200	192.86

## MEWBOURNE OIL COMPANY

TOM M RAGSDALE  
400 N SAM HOUSTON PARKWAY EAST  
SUITE 601  
HOUSTON, TX 77060

INVOICE NO.: 202003-15084  
INVOICE DATE: 3-31-2020  
OWNER: 035904-1  
BILLING FOR: March 2020

REFERENCE/DESCRIPTION OF CHARGES	GROSS CHARGES	WORKING INTEREST	NET CHARGE
HORIZONTAL DRILLOUT SERVICES GUNS UP SERVICES	2,064.69	0.031093200	64.20
HORIZONTAL DRILLOUT SERVICES GUNS UP SERVICES	408.05	0.031093200	12.69
HORIZONTAL DRILLOUT SERVICES GUNS UP SERVICES	482.90	0.031093200	15.01
HORIZONTAL DRILLOUT SERVICES GUNS UP SERVICES	16,740.74	0.031093200	520.52
HORIZONTAL DRILLOUT SERVICES GUNS UP SERVICES	128.77	0.031093200	4.00
HORIZONTAL DRILLOUT SERVICES WHITE TRASH TRAILERS LLC	606.91	0.031093200	18.87
HORIZONTAL DRILLOUT SERVICES TURNCO ENTERPRISES LLC	767.91	0.031093200	23.87
HORIZONTAL DRILLOUT SERVICES UNITED WELL SERVICE LLC	2,639.94	0.031093200	82.08
HORIZONTAL DRILLOUT SERVICES LESLIE CRAIG	2,982.90	0.031093200	92.75
HORIZONTAL DRILLOUT SERVICES LESLIE CRAIG	2,496.72	0.031093200	77.63
HORIZONTAL DRILLOUT SERVICES TRINITY OILFIELD SERVICES &	1,008.73	0.031093200	31.36
HORIZONTAL DRILLOUT SERVICES TAUREX DRILL BITS LLC	3,481.51	0.031093200	108.25
HORIZONTAL DRILLOUT SERVICES DIVINE WIRELINE SOLUTIONS	6,837.07	0.031093200	212.59
INSPECTION & REPAIR SERVICES CHARLIE'S FIELD SERVICE INC	468.87	0.031093200	14.58
LOCATION RESTORATION HOBBS ANCHOR INC	1,292.38	0.031093200	40.18
LOCATION RESTORATION SUNDANCE SERVICES INC	517.78	0.031093200	16.10
LOCATION RESTORATION STONE OILFIELD SERVICE INC	2,003.69	0.031093200	62.30
LOCATION RESTORATION DUKE OILFIELD SERVICES LLC	290.12	0.031093200	9.02
LOCATION RESTORATION GUNS UP SERVICES	1,021.88	0.031093200	31.77
LOCATION RESTORATION GUNS UP SERVICES	753.33	0.031093200	23.43
LOCATION RESTORATION 50-50 BACKHOE SERVICE LLC	701.17	0.031093200	21.80
LOCATION RESTORATION 50-50 BACKHOE SERVICE LLC	2,760.41	0.031093200	85.83
LOCATION RESTORATION 50-50 BACKHOE SERVICE LLC	23,035.75	0.031093200	716.26
LOCATION RESTORATION 50-50 BACKHOE SERVICE LLC	5,394.79	0.031093200	167.74
LOCATION RESTORATION 50-50 BACKHOE SERVICE LLC	493.61	0.031093200	15.35
LOCATION RESTORATION 50-50 BACKHOE SERVICE LLC	755.27	0.031093200	23.48
LOCATION RESTORATION 50-50 BACKHOE SERVICE LLC	755.26	0.031093200	23.48
LOCATION RESTORATION R360 ENVIRONMENTAL SOLUT	660.11	0.031093200	20.53
LOCATION RESTORATION R360 ENVIRONMENTAL SOLUT	133.51	0.031093200	4.15
LOCATION RESTORATION R360 ENVIRONMENTAL SOLUT	397.88	0.031093200	12.37
LOGGING, WIRELINE & CORING HALLIBURTON ENERGY SERV	29,735.18	0.031093200	924.56
LOGGING, WIRELINE & CORING REPEAT PRECISION LLC	10,000.00	0.031093200	310.93
LOGGING, WIRELINE & CORING XTREME CRANE & RIGGING LI	8,260.00	0.031093200	256.83
LOGGING, WIRELINE & CORING XTREME CRANE & RIGGING LI	19,000.00	0.031093200	590.77
LOGGING, WIRELINE & CORING ALTITUDE ENERGY PARTNER	77,964.51	0.031093200	2,424.17
LOGGING, WIRELINE & CORING ALTITUDE ENERGY PARTNER	72,162.00	0.031093200	2,243.75
MISC. AIR & PUMPING SERVICES L & E SERVICES LLC	374.34	0.031093200	11.64
MISC. AIR & PUMPING SERVICES GUNS UP SERVICES	1,321.82	0.031093200	41.10
MISC. AIR & PUMPING SERVICES GUNS UP SERVICES	2,081.03	0.031093200	64.70
MISC. AIR & PUMPING SERVICES UNITED WELL SERVICE LLC	71.52	0.031093200	2.22
MISC. AIR & PUMPING SERVICES UNITED WELL SERVICE LLC	2,097.97	0.031093200	65.23
MISC. AIR & PUMPING SERVICES AY TRUCKING INC	504.60	0.031093200	15.69

## MEWBOURNE OIL COMPANY

TOM M RAGSDALE  
400 N SAM HOUSTON PARKWAY EAST  
SUITE 601  
HOUSTON, TX 77060

**INVOICE NO.:** 202003-15084  
**INVOICE DATE:** 3-31-2020  
**OWNER:** 035904-1  
**BILLING FOR:** March 2020

REFERENCE/DESCRIPTION OF CHARGES		GROSS CHARGES	WORKING INTEREST	NET CHARGE
OVERHEAD FIXED RATE	MEWBOURNE OIL COMPANY	13,322.88	0.031093200	414.25
OVERHEAD FIXED RATE	MEWBOURNE OIL COMPANY	1,261.52	0.031093200	39.23
OVERHEAD FIXED RATE	MEWBOURNE OIL COMPANY	3,129.01	0.031093200	97.29
ROW & EASEMENTS	STATE OF NEW MEXICO	275.00	0.031093200	8.55
STIMULATION	HALLIBURTON ENERGY SERV	1,254,934.79	0.031093200	39,019.94
STIMULATION	WELL FOAM INC	56,997.82	0.031093200	1,772.24
STIMULATION RENTALS & OTHER	TFH LTD CO	3,436.69	0.031093200	106.86
STIMULATION RENTALS & OTHER	TFH LTD CO	1,441.97	0.031093200	44.83
STIMULATION RENTALS & OTHER	GREENE'S ENERGY GROUP LLC	49,542.80	0.031093200	1,540.44
STIMULATION RENTALS & OTHER	GUNS UP SERVICES	241.45	0.031093200	7.51
STIMULATION RENTALS & OTHER	GUNS UP SERVICES	482.90	0.031093200	15.01
STIMULATION RENTALS & OTHER	GUNS UP SERVICES	1,416.52	0.031093200	44.04
STIMULATION RENTALS & OTHER	GUNS UP SERVICES	901.42	0.031093200	28.03
STIMULATION RENTALS & OTHER	GUNS UP SERVICES	482.90	0.031093200	15.01
STIMULATION RENTALS & OTHER	GUNS UP SERVICES	482.90	0.031093200	15.01
STIMULATION RENTALS & OTHER	GUNS UP SERVICES	241.45	0.031093200	7.51
STIMULATION RENTALS & OTHER	GUNS UP SERVICES	724.35	0.031093200	22.52
STIMULATION RENTALS & OTHER	WHITE TRASH TRAILERS LLC	1,834.23	0.031093200	57.03
STIMULATION RENTALS & OTHER	DCC SERVICES LLC	3,323.25	0.031093200	103.34
STIMULATION RENTALS & OTHER	DCC SERVICES LLC	2,421.29	0.031093200	75.29
STIMULATION RENTALS & OTHER	LESLIE CRAIG	1,248.36	0.031093200	38.82
STIMULATION RENTALS & OTHER	LESLIE CRAIG	4,073.60	0.031093200	126.66
STIMULATION RENTALS & OTHER	TRINITY OILFIELD SERVICES &	1,008.73	0.031093200	31.36
STIMULATION RENTALS & OTHER	TRINITY OILFIELD SERVICES &	3,307.43	0.031093200	102.84
STIMULATION RENTALS & OTHER	NEW WAVE ENERGY SERVICE	45,156.50	0.031093200	1,404.06
TESTING	GUNS UP SERVICES	482.90	0.031093200	15.01
TRANSPORTATION	ENERTECH INDUSTRIES INC	2,920.37	0.031093200	90.80
TRANSPORTATION	HUGHES OILFIELD TRANSPOR	212.32	0.031093200	6.60
TRANSPORTATION	HUGHES OILFIELD TRANSPOR	413.42	0.031093200	12.85
TRANSPORTATION	DUKE OILFIELD SERVICES LLC	400.90	0.031093200	12.47
TRANSPORTATION	GUNS UP SERVICES	429.25	0.031093200	13.35
TRANSPORTATION	GUNS UP SERVICES	482.90	0.031093200	15.01
TRANSPORTATION	GUNS UP SERVICES	241.45	0.031093200	7.51
TRANSPORTATION	GUNS UP SERVICES	370.22	0.031093200	11.51
TRANSPORTATION	GUNS UP SERVICES	692.15	0.031093200	21.52
TRANSPORTATION	LONG INDUSTRIES INC	24,680.90	0.031093200	767.41
TRANSPORTATION	VIKING INC	2,919.32	0.031093200	90.77
WATER AND OTHER	PACE OILFIELD SERVICES INC	1,566.35	0.031093200	48.70
WATER AND OTHER	PACE OILFIELD SERVICES INC	2,349.53	0.031093200	73.05
WATER AND OTHER	PACE OILFIELD SERVICES INC	404.73	0.031093200	12.58
WATER AND OTHER	SARGE TRUCKING SERVICES I	14,316.89	0.031093200	445.16
WATER AND OTHER	SARGE TRUCKING SERVICES I	2,023.74	0.031093200	62.92



## MEWBOURNE OIL COMPANY

TOM M RAGSDALE  
400 N SAM HOUSTON PARKWAY EAST  
SUITE 601  
HOUSTON, TX 77060

INVOICE NO.: 202003-15084  
INVOICE DATE: 3-31-2020  
OWNER: 035904-1  
BILLING FOR: March 2020

REFERENCE/DESCRIPTION OF CHARGES		GROSS CHARGES	WORKING INTEREST	NET CHARGE
WATER AND OTHER	SARGE TRUCKING SERVICES I	48,873.88	0.031093200	1,519.64
WATER AND OTHER	NOVA TRUCKING LLC	551.41	0.031093200	17.15
WATER AND OTHER	AR ENTERPRISES LLC	137,661.23	0.031093200	4,280.33
WATER AND OTHER	AR ENTERPRISES LLC	9,397.43	0.031093200	292.20
WATER AND OTHER	ACCELERATED WATER RESOL	169,859.06	0.031093200	5,281.46
WATER AND OTHER	ACCELERATED WATER RESOL	111,798.14	0.031093200	3,476.16
WATER AND OTHER	ACCELERATED WATER RESOL	69,350.69	0.031093200	2,156.34
WELDING & CONSTRUCTION	MEWBOURNE OIL COMPANY	1,087.50	0.031093200	33.81
WELDING & CONSTRUCTION	MEWBOURNE OIL COMPANY	181.25	0.031093200	5.64
WELDING & CONSTRUCTION	MEWBOURNE OIL COMPANY	1,450.00	0.031093200	45.09
WELDING & CONSTRUCTION	MEWBOURNE OIL COMPANY	1,631.25	0.031093200	50.72
WELDING & CONSTRUCTION	MEWBOURNE OIL COMPANY	1,087.50	0.031093200	33.81
WELDING & CONSTRUCTION	MEWBOURNE OIL COMPANY	1,334.00	0.031093200	41.48
WELDING & CONSTRUCTION	MEWBOURNE OIL COMPANY	362.50	0.031093200	11.27
WELDING & CONSTRUCTION	MEWBOURNE OIL COMPANY	181.25	0.031093200	5.64
WELDING & CONSTRUCTION	MEWBOURNE OIL COMPANY	1,268.75	0.031093200	39.45
WELDING & CONSTRUCTION	MEWBOURNE OIL COMPANY	601.75	0.031093200	18.71
Total Intangible Well Cost Cost		2,901,407.69		90,213.99
<u>Tangible Well Cost</u>				
CASING (4.1" - 6.0")	CHARLIE'S FIELD SERVICE INC	1,475.73	0.031093200	45.88
CASING (4.1" - 6.0")	BASIN SUPPLY LP	88,204.52	0.031093200	2,742.56
CASING (4.1" - 6.0")	BASIN SUPPLY LP	98,204.73	0.031093200	3,053.50
CASING (4.1" - 6.0")	BASIN SUPPLY LP	-5,327.07	0.031093200	-165.63
DOWN HOLE DIRECTIONAL EQUIP	BAKER HUGHES OILFIELD	67,219.56	0.031093200	2,090.07
TUBING HEAD & UPPER SECTION	CAMERON INTERNATIONAL	16,355.59	0.031093200	508.55
TUBING HEAD & UPPER SECTION	CAMERON INTERNATIONAL	1,250.99	0.031093200	38.90
TUBING HEAD & UPPER SECTION	CAMERON INTERNATIONAL	13,929.62	0.031093200	433.12
TUBING HEAD & UPPER SECTION	AWC FRAC VALVES INC	19,780.00	0.031093200	615.02
TUBING HEAD & UPPER SECTION	DIVINE WIRELINE SOLUTIONS	882.81	0.031093200	27.45
Total Tangible Well Cost Cost		301,976.48		9,389.42
<u>Equipment Beyond Wellhead</u>				
ELECTRICAL INSTALLATIONS	INGRAM PROFESSIONAL SERV	11,522.68	0.031093200	358.28
ELECTRICAL INSTALLATIONS	INGRAM PROFESSIONAL SERV	14,136.30	0.031093200	439.54
ELECTRICAL INSTALLATIONS	INGRAM PROFESSIONAL SERV	3,059.85	0.031093200	95.14
HEATER TREATERS, LINE HEATERS	ENERTECH INDUSTRIES INC	24,704.38	0.031093200	768.14
LINE PIPE-GAS GATHERING	FERGUSON CONSTRUCTION CO	33,549.27	0.031093200	1,043.15
LINE PIPE-GAS GATHERING	SMITH BROTHERS PIPE INC	20,416.84	0.031093200	634.82
MISC. VALVES & FITTINGS	T&J VALVE	824.33	0.031093200	25.63
MISC. VALVES & FITTINGS	T&J VALVE	58.26	0.031093200	1.81
MISC. VALVES & FITTINGS	T&J VALVE	297.58	0.031093200	9.25
MISC. VALVES & FITTINGS	CUSTOM WELDING OF HOBBS	1,662.01	0.031093200	51.68
MISC. VALVES & FITTINGS	K&S OILFIELD SUPPLIES LLC	259.92	0.031093200	8.08

## MEWBOURNE OIL COMPANY

TOM M RAGSDALE  
400 N SAM HOUSTON PARKWAY EAST  
SUITE 601  
HOUSTON, TX 77060

**INVOICE NO.:** 202003-15084  
**INVOICE DATE:** 3-31-2020  
**OWNER:** 035904-1  
**BILLING FOR:** March 2020

REFERENCE/DESCRIPTION OF CHARGES		GROSS CHARGES	WORKING INTEREST	NET CHARGE
MISC. VALVES & FITTINGS	K&S OILFIELD SUPPLIES LLC	4,541.57	0.031093200	141.21
MISC. VALVES & FITTINGS	K&S OILFIELD SUPPLIES LLC	111.41	0.031093200	3.46
MISC. VALVES & FITTINGS	MPS ENTERPRISES INC	2,085.66	0.031093200	64.85
MISC. VALVES & FITTINGS	MPS ENTERPRISES INC	234.30	0.031093200	7.28
MISC. VALVES & FITTINGS	BUFFALO OILFIELD SUPPLY LI	58.87	0.031093200	1.83
MISC. VALVES & FITTINGS	BUFFALO OILFIELD SUPPLY LI	30,056.37	0.031093200	934.55
MISC. VALVES & FITTINGS	EP&S LLC	1,595.13	0.031093200	49.60
MISC. VALVES & FITTINGS	TANKLOGIX LLC	1,675.62	0.031093200	52.10
PRODUCTION EQUIP INSTALLATION	G&A FABRICATION LLC	2,497.76	0.031093200	77.66
PRODUCTION EQUIP INSTALLATION	G&A FABRICATION LLC	357.43	0.031093200	11.11
PRODUCTION EQUIP INSTALLATION	G&A FABRICATION LLC	340.61	0.031093200	10.59
PRODUCTION EQUIP INSTALLATION	G&A FABRICATION LLC	1,135.34	0.031093200	35.30
PRODUCTION EQUIP INSTALLATION	G&A FABRICATION LLC	1,653.09	0.031093200	51.40
PRODUCTION EQUIP INSTALLATION	G&A FABRICATION LLC	2,100.42	0.031093200	65.31
PRODUCTION EQUIP INSTALLATION	G&A FABRICATION LLC	357.42	0.031093200	11.11
PRODUCTION EQUIP INSTALLATION	50-50 BACKHOE SERVICE LLC	3,762.86	0.031093200	117.00
PRODUCTION EQUIP INSTALLATION	50-50 BACKHOE SERVICE LLC	269.74	0.031093200	8.39
PRODUCTION EQUIP INSTALLATION	50-50 BACKHOE SERVICE LLC	1,747.92	0.031093200	54.35
PRODUCTION EQUIP INSTALLATION	50-50 BACKHOE SERVICE LLC	3,903.67	0.031093200	121.38
PRODUCTION EQUIP INSTALLATION	50-50 BACKHOE SERVICE LLC	699.17	0.031093200	21.74
PRODUCTION EQUIP INSTALLATION	50-50 BACKHOE SERVICE LLC	4,835.89	0.031093200	150.36
PRODUCTION EQUIP INSTALLATION	50-50 BACKHOE SERVICE LLC	539.48	0.031093200	16.78
PRODUCTION EQUIP INSTALLATION	50-50 BACKHOE SERVICE LLC	3,321.01	0.031093200	103.26
PRODUCTION EQUIP INSTALLATION	50-50 BACKHOE SERVICE LLC	349.58	0.031093200	10.87
PRODUCTION EQUIP INSTALLATION	TURNCO ENTERPRISES LLC	305.66	0.031093200	9.50
PRODUCTION EQUIP INSTALLATION	TURNCO ENTERPRISES LLC	713.21	0.031093200	22.17
PRODUCTION EQUIP INSTALLATION	TURNCO ENTERPRISES LLC	305.66	0.031093200	9.50
PRODUCTION EQUIP INSTALLATION	TURNCO ENTERPRISES LLC	407.55	0.031093200	12.67
PRODUCTION EQUIP INSTALLATION	INGRAM PROFESSIONAL SERV	2,105.91	0.031093200	65.48
PRODUCTION EQUIP INSTALLATION	INGRAM PROFESSIONAL SERV	842.36	0.031093200	26.19
PRODUCTION EQUIP INSTALLATION	INGRAM PROFESSIONAL SERV	1,509.90	0.031093200	46.95
SEPARATION EQUIPMENT	LONG INDUSTRIES INC	12,669.05	0.031093200	393.92
SEPARATION EQUIPMENT	VIKING INC	41,419.25	0.031093200	1,287.86
SURFACE PUMPS & PRIME MOVERS	HR COMPRESSION & SERVICE	5,345.02	0.031093200	166.19
SURFACE PUMPS & PRIME MOVERS	G&A FABRICATION LLC	11,150.03	0.031093200	346.69
TANKS-OTHER	LONG INDUSTRIES INC	146,351.88	0.031093200	4,550.55
TANKS-STEEL	LONG INDUSTRIES INC	140,632.82	0.031093200	4,372.73
Total Equipment Beyond Wellhead Cost		542,480.04		16,867.41

62776000-9,220 SUBTOTAL

3,745,864.21

116,470.82

PROPERTY: 62776000 62776000-9,221 IBEX 10 B3OB FED COM 1H

Intangible Well Cost

## MEWBOURNE OIL COMPANY

TOM M RAGSDALE  
400 N SAM HOUSTON PARKWAY EAST  
SUITE 601  
HOUSTON, TX 77060

INVOICE NO.: 202003-15084  
INVOICE DATE: 3-31-2020  
OWNER: 035904-1  
BILLING FOR: March 2020

REFERENCE/DESCRIPTION OF CHARGES		GROSS CHARGES	WORKING INTEREST	NET CHARGE
CEMENTING	WEATHERFORD US LP	5,850.22	0.031093200	181.90
COMPANY SUPERVISION	MEWBOURNE OIL COMPANY	293.75	0.031093200	9.13
COMPANY SUPERVISION	MEWBOURNE OIL COMPANY	587.50	0.031093200	18.27
CONTRACT SUPERVISION	SDS PETROLEUM CONSULTAN	791.25	0.031093200	24.60
HORIZONTAL DRILLOUT SERVICES	GUNS UP SERVICES	4,399.80	0.031093200	136.80
HORIZONTAL DRILLOUT SERVICES	MORAN EQUIPMENT LLC	11,934.63	0.031093200	371.09
LOCATION RESTORATION	SUNDANCE SERVICES INC	442.66	0.031093200	13.76
LOCATION RESTORATION	R360 ENVIRONMENTAL SOLUT	691.61	0.031093200	21.50
LOCATION, ROADS, PITS	TRINITY OILFIELD SERVICES &	2,526.71	0.031093200	78.56
MISC. AIR & PUMPING SERVICES	STONE OILFIELD SERVICE INC	265.42	0.031093200	8.25
MISC. AIR & PUMPING SERVICES	STONE OILFIELD SERVICE INC	458.49	0.031093200	14.26
OVERHEAD FIXED RATE	MEWBOURNE OIL COMPANY	4,951.52	0.031093200	153.96
STIMULATION RENTALS & OTHER	TFH LTD CO	1,490.03	0.031093200	46.33
STIMULATION RENTALS & OTHER	GUNS UP SERVICES	32.18	0.031093200	1.00
STIMULATION RENTALS & OTHER	DCC SERVICES LLC	1,181.60	0.031093200	36.74
STIMULATION RENTALS & OTHER	DCC SERVICES LLC	865.10	0.031093200	26.90
STIMULATION RENTALS & OTHER	TRINITY OILFIELD SERVICES &	1,430.43	0.031093200	44.48
STIMULATION RENTALS & OTHER	TRINITY OILFIELD SERVICES &	3,966.80	0.031093200	123.34
STIMULATION RENTALS & OTHER	MORAN EQUIPMENT LLC	11,934.62	0.031093200	371.09
TESTING	MORAN EQUIPMENT LLC	11,934.80	0.031093200	371.09
WELDING & CONSTRUCTION	G&A FABRICATION LLC	2,206.16	0.031093200	68.60
WELDING & CONSTRUCTION	MEWBOURNE OIL COMPANY	485.75	0.031093200	15.10
Total Intangible Well Cost Cost		68,721.03		2,136.75
<u>Equipment Beyond Wellhead</u>				
ELECTRICAL INSTALLATIONS	INGRAM PROFESSIONAL SERV	26,913.02	0.031093200	836.81
ELECTRICAL INSTALLATIONS	TANKLOGIX LLC	22,282.97	0.031093200	692.85
ELECTRICAL INSTALLATIONS	TANKLOGIX LLC	39,845.01	0.031093200	1,238.91
MISC. VALVES & FITTINGS	T&J VALVE	583.48	0.031093200	18.14
MISC. VALVES & FITTINGS	T&J VALVE	683.05	0.031093200	21.24
MISC. VALVES & FITTINGS	EP&S LLC	595.92	0.031093200	18.53
MISC. VALVES & FITTINGS	TRIPOINT OIL & GAS PRODUC	205.38	0.031093200	6.39
MISC. VALVES & FITTINGS	TRIPOINT OIL & GAS PRODUC	82.05	0.031093200	2.55
MISC. VALVES & FITTINGS	TRIPOINT OIL & GAS PRODUC	79,106.59	0.031093200	2,459.68
PIPE LINE CONSTRUCTION	7B ROUSTABOUT LLC	161.96	0.031093200	5.04
PIPE LINE CONSTRUCTION	7B ROUSTABOUT LLC	107.14	0.031093200	3.33
PIPE LINE CONSTRUCTION	7B ROUSTABOUT LLC	120.71	0.031093200	3.75
PIPE LINE CONSTRUCTION	7B ROUSTABOUT LLC	107.14	0.031093200	3.33
PRODUCTION EQUIP INSTALLATION	50-50 BACKHOE SERVICE LLC	466.11	0.031093200	14.49
PRODUCTION EQUIP INSTALLATION	50-50 BACKHOE SERVICE LLC	174.79	0.031093200	5.43
Total Equipment Beyond Wellhead Cost		171,435.32		5,330.47

Intangible Well Cost

## MEWBOURNE OIL COMPANY

TOM M RAGSDALE  
400 N SAM HOUSTON PARKWAY EAST  
SUITE 601  
HOUSTON, TX 77060

INVOICE NO.: 202003-15084  
INVOICE DATE: 3-31-2020  
OWNER: 035904-1  
BILLING FOR: March 2020

REFERENCE/DESCRIPTION OF CHARGES		GROSS CHARGES	WORKING INTEREST	NET CHARGE
STIMULATION RENTALS & OTHER	TFH LTD CO	1,579.46	0.031093200	49.11
TRANSPORTATION	HUDSON PACKER COMPANY I	223.24	0.031093200	6.94
WELDING & CONSTRUCTION	MEWBOURNE OIL COMPANY	362.50	0.031093200	11.27
Total Intangible Well Cost Cost		2,165.20		67.32
<u>Tangible Well Cost</u>				
ARTIFICIAL LIFT SYSTEMS	FLOWCO PRODUCTION SOLUT	11,436.20	0.031093200	355.59
Total Tangible Well Cost Cost		11,436.20		355.59
<u>Equipment Beyond Wellhead</u>				
ELECTRICAL INSTALLATIONS	INGRAM PROFESSIONAL SERV	8,968.92	0.031093200	278.87
SURFACE PUMPS & PRIME MOVERS	PCS FERGUSON INC	1,970.82	0.031093200	61.28
Total Equipment Beyond Wellhead Cost		10,939.74		340.15
<u>Tangible Well Cost</u>				
TUBING (2" - 4")	PREMIER PIPE LLC	64,044.83	0.031093200	1,991.36
TUBING HEAD & UPPER SECTION	DIVINE WIRELINE SOLUTIONS	446.48	0.031093200	13.88
Total Tangible Well Cost Cost		64,491.31		2,005.24
<u>Intangible Well Cost</u>				
OVERHEAD FIXED RATE	MEWBOURNE OIL COMPANY	5,471.25	0.031093200	170.12
TRANSPORTATION	ACME TRUCK LINE INC	1,856.03	0.031093200	57.71
Total Intangible Well Cost Cost		7,327.28		227.83
<u>Equipment Beyond Wellhead</u>				
PRODUCTION EQUIP INSTALLATION	50-50 BACKHOE SERVICE LLC	2,137.96	0.031093200	66.48
Total Equipment Beyond Wellhead Cost		2,137.96		66.48
<u>Intangible Well Cost</u>				
STIMULATION RENTALS & OTHER	DCC SERVICES LLC	4,284.32	0.031093200	133.21
STIMULATION RENTALS & OTHER	DCC SERVICES LLC	3,365.81	0.031093200	104.65
WELDING & CONSTRUCTION	MEWBOURNE OIL COMPANY	775.00	0.031093200	24.10
Total Intangible Well Cost Cost		8,425.13		261.96
<u>Equipment Beyond Wellhead</u>				
SURFACE PUMPS & PRIME MOVERS	HR COMPRESSION & SERVICE	440.34	0.031093200	13.69
Total Equipment Beyond Wellhead Cost		440.34		13.69
<u>Equipment Beyond Wellhead</u>				
LINE PIPE-GAS GATHERING	MEWBOURNE OIL COMPANY	4,532.38	0.031093200	140.93
Total Equipment Beyond Wellhead Cost		4,532.38		140.93
<u>Tangible Well Cost</u>				
CASING (4.1" - 6.0")	BASIN SUPPLY LP	-88,204.52	0.031093200	-2,742.56
Total Tangible Well Cost Cost		-88,204.52		-2,742.56

## MEWBOURNE OIL COMPANY

TOM M RAGSDALE  
400 N SAM HOUSTON PARKWAY EAST  
SUITE 601  
HOUSTON, TX 77060

INVOICE NO.: 202003-15084  
INVOICE DATE: 3-31-2020  
OWNER: 035904-1  
BILLING FOR: March 2020

REFERENCE/DESCRIPTION OF CHARGES		GROSS CHARGES	WORKING INTEREST	NET CHARGE
<b>62776000-9,221 SUBTOTAL</b>		<b>263,847.37</b>	<b>8,203.85</b>	
<b>PROPERTY: 62776000 62776000-9,230 IBEX 10 B3OB FED COM 1H</b>				
<u>Lease Operating Expense</u>				
COMPANY SUPERVISION	MEWBOURNE OIL COMPANY	562.50	0.031093200	17.49
COMPANY SUPERVISION	MEWBOURNE OIL COMPANY	1,125.00	0.031093200	34.98
CONTRACT SUPERVISION	PACE OILFIELD SERVICES INC	10,680.71	0.031093200	332.10
CONTRACT SUPERVISION	PACE OILFIELD SERVICES INC	7,737.21	0.031093200	240.57
LEASE MAINTENANCE	AMERICAN MILLENNIUM COR	120.96	0.031093200	3.76
LEASE MAINTENANCE	KEYSTONE PUMP & SUPPLY LI	683.77	0.031093200	21.26
LEASE MAINTENANCE	K&S OILFIELD SUPPLIES LLC	410.44	0.031093200	12.76
LEASE MAINTENANCE	BLADE SERVICES LLC	464.20	0.031093200	14.43
LEASE MAINTENANCE	G&A FABRICATION LLC	330.73	0.031093200	10.28
LEASE MAINTENANCE	TURNCO ENTERPRISES LLC	1,273.61	0.031093200	39.61
LEASE MAINTENANCE	TURNCO ENTERPRISES LLC	2,659.24	0.031093200	82.69
LEASE MAINTENANCE	TURNCO ENTERPRISES LLC	407.55	0.031093200	12.67
LEASE MAINTENANCE	MEWBOURNE OIL COMPANY	725.00	0.031093200	22.54
LEASE MAINTENANCE	MEWBOURNE OIL COMPANY	725.00	0.031093200	22.54
LEASE MAINTENANCE	MEWBOURNE OIL COMPANY	1,631.25	0.031093200	50.72
LEASE MAINTENANCE	MEWBOURNE OIL COMPANY	601.75	0.031093200	18.71
OVERHEAD-FIXED RATE	MEWBOURNE OIL COMPANY	800.40	0.031093200	24.89
OVERHEAD-FIXED RATE	MEWBOURNE OIL COMPANY	800.40	0.031093200	24.89
PRIME MOVER MAINTENANCE	T&J VALVE	472.57	0.031093200	14.69
PUMPING	MEWBOURNE OIL COMPANY	850.00	0.031093200	26.43
PUMPING	MEWBOURNE OIL COMPANY	637.50	0.031093200	19.82
PUMPING	MEWBOURNE OIL COMPANY	875.00	0.031093200	27.21
PUMPING	MEWBOURNE OIL COMPANY	656.25	0.031093200	20.40
SALT WATER DISPOSAL	GUNS UP SERVICES	973.96	0.031093200	30.29
SALT WATER DISPOSAL	GUNS UP SERVICES	2,612.26	0.031093200	81.23
SALT WATER DISPOSAL	R360 ENVIRONMENTAL SOLUT	351.42	0.031093200	10.93
SALT WATER DISPOSAL	UNITED WELL SERVICE LLC	6,751.65	0.031093200	209.93
SALT WATER DISPOSAL	UNITED WELL SERVICE LLC	2,141.66	0.031093200	66.59
SALT WATER DISPOSAL	UNITED WELL SERVICE LLC	20,790.26	0.031093200	646.44
SALT WATER DISPOSAL	OWL SWD OPERATING LLC	181.36	0.031093200	5.64
SALT WATER DISPOSAL	NOVA TRUCKING LLC	240.33	0.031093200	7.47
SALT WATER DISPOSAL	NOVA TRUCKING LLC	96.13	0.031093200	2.99
SALT WATER DISPOSAL	NOVA TRUCKING LLC	2,588.86	0.031093200	80.50
SALT WATER DISPOSAL	NOVA TRUCKING LLC	360.49	0.031093200	11.21
SALT WATER DISPOSAL	JES ENERGY LLC	234.74	0.031093200	7.30
SALT WATER DISPOSAL	AY TRUCKING INC	521.46	0.031093200	16.21
SALT WATER DISPOSAL	AY TRUCKING INC	1,344.28	0.031093200	41.80
SALT WATER DISPOSAL	LIMESTONE BASIN PROPERTIE	862.35	0.031093200	26.81
TREATING,DEHYDRATION,METERING	PRO-KEM INC	589.88	0.031093200	18.34



## MEWBOURNE OIL COMPANY

TOM M RAGSDALE  
400 N SAM HOUSTON PARKWAY EAST  
SUITE 601  
HOUSTON, TX 77060

INVOICE NO.: 202003-15084  
INVOICE DATE: 3-31-2020  
OWNER: 035904-1  
BILLING FOR: March 2020

REFERENCE/DESCRIPTION OF CHARGES		GROSS CHARGES	WORKING INTEREST	NET CHARGE
Total Lease Operating Expense Cost		75,872.13		2,359.12
<b>62776000-9,230 SUBTOTAL</b>		<b>75,872.13</b>	<b>2,359.12</b>	
<b>PROPERTY: 62776000 62776000-9,231 IBEX 10 B3OB FED COM 1H</b>				
<u>Lease Operating Expense</u>				
COMPANY SUPERVISION	MEWBOURNE OIL COMPANY	1,175.00	0.031093200	36.53
COMPRESSOR RENTAL/SERVICES	LESLIE CRAIG	596.33	0.031093200	18.54
COMPRESSOR RENTAL/SERVICES	LESLIE CRAIG	201.95	0.031093200	6.28
COMPRESSOR RENTAL/SERVICES	GRAVITY OILFIELD SERVICES	1,257.19	0.031093200	39.09
COMPRESSOR RENTAL/SERVICES	GRAVITY OILFIELD SERVICES	1,299.10	0.031093200	40.39
CONTRACT SUPERVISION	PACE OILFIELD SERVICES INC	7,579.52	0.031093200	235.67
CONTRACT SUPERVISION	PACE OILFIELD SERVICES INC	7,579.52	0.031093200	235.67
CONTRACT SUPERVISION	PACE OILFIELD SERVICES INC	3,532.20	0.031093200	109.83
CONTRACT SUPERVISION	PACE OILFIELD SERVICES INC	3,532.20	0.031093200	109.83
CONTRACT SUPERVISION	PACE OILFIELD SERVICES INC	3,532.20	0.031093200	109.83
CONTRACT SUPERVISION	PACE OILFIELD SERVICES INC	3,532.20	0.031093200	109.83
CONTRACT SUPERVISION	PACE OILFIELD SERVICES INC	3,532.20	0.031093200	109.83
CONTRACT SUPERVISION	PACE OILFIELD SERVICES INC	289.10	0.031093200	8.99
CONTRACT SUPERVISION	PACE OILFIELD SERVICES INC	252.30	0.031093200	7.84
FUEL, POWER & ELECTRICAL	XCEL ENERGY	203.75	0.031093200	6.34
LEASE MAINTENANCE	AMERICAN MILLENNIUM COR	51.40	0.031093200	1.60
LEASE MAINTENANCE	7B ROUSTABOUT LLC	141.96	0.031093200	4.41
LEASE MAINTENANCE	7B ROUSTABOUT LLC	124.10	0.031093200	3.86
LEASE MAINTENANCE	7B ROUSTABOUT LLC	161.96	0.031093200	5.04
LEASE MAINTENANCE	7B ROUSTABOUT LLC	52.50	0.031093200	1.63
LEASE MAINTENANCE	7B ROUSTABOUT LLC	87.49	0.031093200	2.72
LEASE MAINTENANCE	7B ROUSTABOUT LLC	21.43	0.031093200	0.67
LEASE MAINTENANCE	7B ROUSTABOUT LLC	91.78	0.031093200	2.85
LEASE MAINTENANCE	7B ROUSTABOUT LLC	151.42	0.031093200	4.71
LEASE MAINTENANCE	7B ROUSTABOUT LLC	158.03	0.031093200	4.91
LEASE MAINTENANCE	7B ROUSTABOUT LLC	151.42	0.031093200	4.71
LEASE MAINTENANCE	7B ROUSTABOUT LLC	150.89	0.031093200	4.69
LEASE MAINTENANCE	7B ROUSTABOUT LLC	141.96	0.031093200	4.41
LEASE MAINTENANCE	7B ROUSTABOUT LLC	160.35	0.031093200	4.99
LEASE MAINTENANCE	7B ROUSTABOUT LLC	100.00	0.031093200	3.11
LEASE MAINTENANCE	7B ROUSTABOUT LLC	150.89	0.031093200	4.69
LEASE MAINTENANCE	7B ROUSTABOUT LLC	150.71	0.031093200	4.69
LEASE MAINTENANCE	7B ROUSTABOUT LLC	168.74	0.031093200	5.25
LEASE MAINTENANCE	G&A FABRICATION LLC	153.28	0.031093200	4.77
LEASE MAINTENANCE	G&A FABRICATION LLC	149.95	0.031093200	4.66
LEASE MAINTENANCE	G&A FABRICATION LLC	156.15	0.031093200	4.85
LEASE MAINTENANCE	SARGE TRUCKING SERVICES I	215.29	0.031093200	6.69

## MEWBOURNE OIL COMPANY

TOM M RAGSDALE  
400 N SAM HOUSTON PARKWAY EAST  
SUITE 601  
HOUSTON, TX 77060

**INVOICE NO.:** 202003-15084  
**INVOICE DATE:** 3-31-2020  
**OWNER:** 035904-1  
**BILLING FOR:** March 2020

REFERENCE/DESCRIPTION OF CHARGES		GROSS CHARGES	WORKING INTEREST	NET CHARGE
LEASE MAINTENANCE	TRINITY OILFIELD SERVICES &	352.90	0.031093200	10.97
LEASE MAINTENANCE	TRINITY OILFIELD SERVICES &	259.53	0.031093200	8.07
LEASE MAINTENANCE	EP&S LLC	989.19	0.031093200	30.76
LEASE MAINTENANCE	EP&S LLC	1,057.40	0.031093200	32.88
LEASE MAINTENANCE	EP&S LLC	574.41	0.031093200	17.86
LEASE MAINTENANCE	EP&S LLC	207.11	0.031093200	6.44
LEASE MAINTENANCE	EP&S LLC	343.64	0.031093200	10.69
LEASE MAINTENANCE	TANKLOGIX LLC	139.94	0.031093200	4.35
LEASE MAINTENANCE	MEWBOURNE OIL COMPANY	725.00	0.031093200	22.54
LEASE MAINTENANCE	MEWBOURNE OIL COMPANY	246.50	0.031093200	7.67
MISCELLANEOUS EQUIPMENT RENTAL	D&H TRUCKING	4,501.67	0.031093200	139.97
PUMPING	MEWBOURNE OIL COMPANY	875.00	0.031093200	27.21
PUMPING	MEWBOURNE OIL COMPANY	656.25	0.031093200	20.40
SALT WATER DISPOSAL	STONE OILFIELD SERVICE INC	2,113.85	0.031093200	65.73
SALT WATER DISPOSAL	STONE OILFIELD SERVICE INC	5,813.31	0.031093200	180.76
SALT WATER DISPOSAL	GUNS UP SERVICES	244.13	0.031093200	7.59
SALT WATER DISPOSAL	SARGE TRUCKING SERVICES I	32,139.01	0.031093200	999.30
SALT WATER DISPOSAL	SARGE TRUCKING SERVICES I	28,707.80	0.031093200	892.62
SALT WATER DISPOSAL	SARGE TRUCKING SERVICES I	14,330.35	0.031093200	445.58
SALT WATER DISPOSAL	SARGE TRUCKING SERVICES I	3,585.29	0.031093200	111.48
SALT WATER DISPOSAL	SARGE TRUCKING SERVICES I	1,905.33	0.031093200	59.24
SALT WATER DISPOSAL	OWL SWD OPERATING LLC	12,736.91	0.031093200	396.03
SALT WATER DISPOSAL	OWL SWD OPERATING LLC	28,231.60	0.031093200	877.81
SALT WATER DISPOSAL	NGL WATER SOLUTIONS PERM	253.20	0.031093200	7.87
SALT WATER DISPOSAL	LIMESTONE BASIN PROPERTIE	1,911.42	0.031093200	59.43
SALT WATER DISPOSAL	GOODNIGHT WATER Solutio	644.52	0.031093200	20.04
SALT WATER DISPOSAL	GOODNIGHT WATER Solutio	439.13	0.031093200	13.65
SALT WATER DISPOSAL	GOODNIGHT WATER Solutio	10,955.05	0.031093200	340.63
SALT WATER DISPOSAL	GOODNIGHT WATER Solutio	3,806.91	0.031093200	118.37
TREATING,DEHYDRATION,METERING	PRO-KEM INC	294.94	0.031093200	9.17
Total Lease Operating Expense Cost		200,027.75		6,219.51

Lease Operating Expense

COMPRESSOR RENTAL/SERVICES	GRAVITY OILFIELD SERVICES	1,299.10	0.031093200	40.39
LEASE MAINTENANCE	AMERICAN MILLENNIUM COR	74.48	0.031093200	2.32
LEASE MAINTENANCE	7B ROUSTABOUT LLC	30.36	0.031093200	0.94
LEASE MAINTENANCE	7B ROUSTABOUT LLC	125.18	0.031093200	3.89
LEASE MAINTENANCE	7B ROUSTABOUT LLC	106.24	0.031093200	3.30
LEASE MAINTENANCE	7B ROUSTABOUT LLC	115.72	0.031093200	3.60
LEASE MAINTENANCE	7B ROUSTABOUT LLC	121.79	0.031093200	3.79
LEASE MAINTENANCE	7B ROUSTABOUT LLC	60.71	0.031093200	1.89
LEASE MAINTENANCE	7B ROUSTABOUT LLC	60.71	0.031093200	1.89

## MEWBOURNE OIL COMPANY

TOM M RAGSDALE  
400 N SAM HOUSTON PARKWAY EAST  
SUITE 601  
HOUSTON, TX 77060

**INVOICE NO.:** 202003-15084  
**INVOICE DATE:** 3-31-2020  
**OWNER:** 035904-1  
**BILLING FOR:** March 2020

REFERENCE/DESCRIPTION OF CHARGES		GROSS CHARGES	WORKING INTEREST	NET CHARGE
LEASE MAINTENANCE	7B ROUSTABOUT LLC	72.86	0.031093200	2.27
LEASE MAINTENANCE	7B ROUSTABOUT LLC	183.21	0.031093200	5.70
LEASE MAINTENANCE	7B ROUSTABOUT LLC	84.46	0.031093200	2.63
LEASE MAINTENANCE	7B ROUSTABOUT LLC	48.57	0.031093200	1.51
LEASE MAINTENANCE	7B ROUSTABOUT LLC	111.42	0.031093200	3.46
LEASE MAINTENANCE	7B ROUSTABOUT LLC	133.93	0.031093200	4.16
LEASE MAINTENANCE	7B ROUSTABOUT LLC	30.36	0.031093200	0.94
LEASE MAINTENANCE	7B ROUSTABOUT LLC	67.50	0.031093200	2.10
LEASE MAINTENANCE	7B ROUSTABOUT LLC	159.64	0.031093200	4.96
LEASE MAINTENANCE	7B ROUSTABOUT LLC	108.22	0.031093200	3.36
LEASE MAINTENANCE	7B ROUSTABOUT LLC	117.86	0.031093200	3.67
LEASE MAINTENANCE	7B ROUSTABOUT LLC	149.46	0.031093200	4.65
LEASE MAINTENANCE	7B ROUSTABOUT LLC	109.29	0.031093200	3.40
LEASE MAINTENANCE	7B ROUSTABOUT LLC	86.43	0.031093200	2.69
LEASE MAINTENANCE	7B ROUSTABOUT LLC	18.21	0.031093200	0.57
LEASE MAINTENANCE	7B ROUSTABOUT LLC	70.89	0.031093200	2.20
LEASE MAINTENANCE	K&S OILFIELD SUPPLIES LLC	357.92	0.031093200	11.13
LEASE MAINTENANCE	K&S OILFIELD SUPPLIES LLC	51.69	0.031093200	1.61
LEASE MAINTENANCE	K&S OILFIELD SUPPLIES LLC	333.90	0.031093200	10.38
LEASE MAINTENANCE	K&S OILFIELD SUPPLIES LLC	122.62	0.031093200	3.81
LEASE MAINTENANCE	K&S OILFIELD SUPPLIES LLC	126.54	0.031093200	3.93
LEASE MAINTENANCE	MPS ENTERPRISES INC	217.98	0.031093200	6.78
LEASE MAINTENANCE	DIVINE ENERGY SERVICES LLC	55.79	0.031093200	1.73
LEASE MAINTENANCE	DIVINE ENERGY SERVICES LLC	64.37	0.031093200	2.00
LEASE MAINTENANCE	DIVINE ENERGY SERVICES LLC	38.62	0.031093200	1.20
LEASE MAINTENANCE	DIVINE ENERGY SERVICES LLC	64.37	0.031093200	2.00
LEASE MAINTENANCE	DIVINE ENERGY SERVICES LLC	60.08	0.031093200	1.87
LEASE MAINTENANCE	DIVINE ENERGY SERVICES LLC	34.33	0.031093200	1.07
LEASE MAINTENANCE	G&A FABRICATION LLC	94.08	0.031093200	2.93
LEASE MAINTENANCE	G&A FABRICATION LLC	144.90	0.031093200	4.50
LEASE MAINTENANCE	TRINITY OILFIELD SERVICES &	227.95	0.031093200	7.09
LEASE MAINTENANCE	TRINITY OILFIELD SERVICES &	224.18	0.031093200	6.97
LEASE MAINTENANCE	GAJESKE INC.	51.58	0.031093200	1.60
LEASE MAINTENANCE	EP&S LLC	565.57	0.031093200	17.59
LEASE MAINTENANCE	EP&S LLC	176.93	0.031093200	5.50
LEASE MAINTENANCE	TANKLOGIX LLC	1,272.91	0.031093200	39.58
LEASE MAINTENANCE	LEGACY SAFETY AND CONSUM	178.57	0.031093200	5.55
LEASE MAINTENANCE	LEGACY SAFETY AND CONSUM	188.39	0.031093200	5.86
LEASE MAINTENANCE	LEGACY SAFETY AND CONSUM	188.39	0.031093200	5.86
LEASE MAINTENANCE	LEGACY SAFETY AND CONSUM	188.39	0.031093200	5.86
LEASE MAINTENANCE	MEWBOURNE OIL COMPANY	362.50	0.031093200	11.27
LEASE MAINTENANCE	MEWBOURNE OIL COMPANY	362.50	0.031093200	11.27

## MEWBOURNE OIL COMPANY

TOM M RAGSDALE  
400 N SAM HOUSTON PARKWAY EAST  
SUITE 601  
HOUSTON, TX 77060

**INVOICE NO.:** 202003-15084  
**INVOICE DATE:** 3-31-2020  
**OWNER:** 035904-1  
**BILLING FOR:** March 2020

REFERENCE/DESCRIPTION OF CHARGES		GROSS CHARGES	WORKING INTEREST	NET CHARGE
LEASE MAINTENANCE	MEWBOURNE OIL COMPANY	181.25	0.031093200	5.64
LEASE MAINTENANCE	MEWBOURNE OIL COMPANY	725.00	0.031093200	22.54
MISCELLANEOUS EQUIPMENT RENTAL	D&H TRUCKING	447.27	0.031093200	13.91
MISCELLANEOUS EQUIPMENT RENTAL	D&H TRUCKING	447.27	0.031093200	13.91
MISCELLANEOUS EQUIPMENT RENTAL	D&H TRUCKING	4,039.95	0.031093200	125.61
PUMPING	MEWBOURNE OIL COMPANY	850.00	0.031093200	26.43
PUMPING	MEWBOURNE OIL COMPANY	637.50	0.031093200	19.82
SALT WATER DISPOSAL	SARGE TRUCKING SERVICES I	238.16	0.031093200	7.40
SALT WATER DISPOSAL	OWL SWD OPERATING LLC	740.44	0.031093200	23.02
SALT WATER DISPOSAL	OWL SWD OPERATING LLC	19,892.71	0.031093200	618.53
SALT WATER DISPOSAL	AY TRUCKING INC	-856.77	0.031093200	-26.64
SALT WATER DISPOSAL	AY TRUCKING INC	856.77	0.031093200	26.64
SALT WATER DISPOSAL	AY TRUCKING INC	856.77	0.031093200	26.64
SALT WATER DISPOSAL	AY TRUCKING INC	1,835.10	0.031093200	57.06
SALT WATER DISPOSAL	AY TRUCKING INC	1,697.77	0.031093200	52.79
SALT WATER DISPOSAL	AY TRUCKING INC	1,176.75	0.031093200	36.59
SALT WATER DISPOSAL	AY TRUCKING INC	214.19	0.031093200	6.66
SALT WATER DISPOSAL	AY TRUCKING INC	448.10	0.031093200	13.93
SALT WATER DISPOSAL	AY TRUCKING INC	4,498.70	0.031093200	139.88
SALT WATER DISPOSAL	AY TRUCKING INC	392.26	0.031093200	12.20
SALT WATER DISPOSAL	AY TRUCKING INC	1,571.00	0.031093200	48.85
SALT WATER DISPOSAL	LIMESTONE BASIN PROPERTIE	1,309.42	0.031093200	40.71
SALT WATER DISPOSAL	GOODNIGHT WATER SOLUTIO	132.80	0.031093200	4.13
TREATING,DEHYDRATION,METERING	JET LABORATORIES INC	39.55	0.031093200	1.23
Total Lease Operating Expense Cost		51,673.61		1,606.70

Lease Operating Expense

COMPRESSOR RENTAL/SERVICES	D&H TRUCKING	216.42	0.031093200	6.73
COMPRESSOR RENTAL/SERVICES	GRAVITY OILFIELD SERVICES	1,661.43	0.031093200	51.66
COMPRESSOR RENTAL/SERVICES	GRAVITY OILFIELD SERVICES	393.94	0.031093200	12.25
CONTRACT SUPERVISION	PACE OILFIELD SERVICES INC	1,156.38	0.031093200	35.96
FUEL, POWER & ELECTRICAL	XCEL ENERGY	645.34	0.031093200	20.07
FUEL, POWER & ELECTRICAL	XCEL ENERGY	254.38	0.031093200	7.91
LEASE MAINTENANCE	AMERICAN MILLENNIUM COR	51.40	0.031093200	1.60
LEASE MAINTENANCE	HR COMPRESSION & SERVICE	1,702.21	0.031093200	52.93
LEASE MAINTENANCE	DESERT HILLS ELECTRIC SUP	90.27	0.031093200	2.81
LEASE MAINTENANCE	G&A FABRICATION LLC	165.09	0.031093200	5.13
LEASE MAINTENANCE	TURNCO ENTERPRISES LLC	50.94	0.031093200	1.58
LEASE MAINTENANCE	TURNCO ENTERPRISES LLC	50.94	0.031093200	1.58
LEASE MAINTENANCE	TURNCO ENTERPRISES LLC	203.78	0.031093200	6.34
LEASE MAINTENANCE	REAL TIME AUTOMATION LLC	20.75	0.031093200	0.65
LEASE MAINTENANCE	EP&S LLC	244.67	0.031093200	7.61

## MEWBOURNE OIL COMPANY

TOM M RAGSDALE  
400 N SAM HOUSTON PARKWAY EAST  
SUITE 601  
HOUSTON, TX 77060

**INVOICE NO.:** 202003-15084  
**INVOICE DATE:** 3-31-2020  
**OWNER:** 035904-1  
**BILLING FOR:** March 2020

REFERENCE/DESCRIPTION OF CHARGES		GROSS CHARGES	WORKING INTEREST	NET CHARGE
LEASE MAINTENANCE	EP&S LLC	333.21	0.031093200	10.36
LEASE MAINTENANCE	LEGACY SAFETY AND CONSUM	37.67	0.031093200	1.17
LEASE MAINTENANCE	LEGACY SAFETY AND CONSUM	37.67	0.031093200	1.17
LEASE MAINTENANCE	MEWBOURNE OIL COMPANY	239.25	0.031093200	7.44
LEASE MAINTENANCE	MEWBOURNE OIL COMPANY	362.50	0.031093200	11.27
LEASE MAINTENANCE	MEWBOURNE OIL COMPANY	181.25	0.031093200	5.64
LEASE MAINTENANCE	MEWBOURNE OIL COMPANY	362.50	0.031093200	11.27
PRIME MOVER MAINTENANCE	HR COMPRESSION & SERVICE	154.40	0.031093200	4.80
PUMPING	MEWBOURNE OIL COMPANY	825.00	0.031093200	25.65
PUMPING	MEWBOURNE OIL COMPANY	618.75	0.031093200	19.24
SALT WATER DISPOSAL	OWL SWD OPERATING LLC	7,217.04	0.031093200	224.40
SALT WATER DISPOSAL	NGL WATER SOLUTIONS PERM	131.88	0.031093200	4.10
SALT WATER DISPOSAL	NGL WATER SOLUTIONS PERM	8,409.60	0.031093200	261.48
SALT WATER DISPOSAL	LIMESTONE BASIN PROPERTIE	475.05	0.031093200	14.77
WELL SERVICE & REPAIR	D & L METERS AND INSTRUM	900.90	0.031093200	28.01
WELL SERVICE & REPAIR	L & R WELL SERVICE INC	768.20	0.031093200	23.88
WELL SERVICE & REPAIR	L & R WELL SERVICE INC	661.61	0.031093200	20.57
WELL SERVICE & REPAIR	L & R WELL SERVICE INC	286.09	0.031093200	8.90
WELL SERVICE & REPAIR	L & R WELL SERVICE INC	8,609.54	0.031093200	267.70
WIRELINE & SPECIAL SURVEYS	PRICE ENERGY CONSULTING I	1,000.00	0.031093200	31.09
Total Lease Operating Expense Cost		38,520.05		1,197.72

Lease Operating Expense

COMPANY SUPERVISION	MEWBOURNE OIL COMPANY	625.00	0.031093200	19.43
COMPANY SUPERVISION	MEWBOURNE OIL COMPANY	1,250.00	0.031093200	38.87
COMPANY SUPERVISION	MEWBOURNE OIL COMPANY	1,250.00	0.031093200	38.87
COMPANY SUPERVISION	MEWBOURNE OIL COMPANY	2,500.00	0.031093200	77.73
COMPANY SUPERVISION	MEWBOURNE OIL COMPANY	1,037.50	0.031093200	32.26
COMPRESSOR RENTAL/SERVICES	GRAVITY OILFIELD SERVICES	2,732.29	0.031093200	84.96
COMPRESSOR RENTAL/SERVICES	GRAVITY OILFIELD SERVICES	1,494.53	0.031093200	46.47
CONTRACT SUPERVISION	PACE OILFIELD SERVICES INC	2,354.80	0.031093200	73.22
CONTRACT SUPERVISION	PACE OILFIELD SERVICES INC	147.17	0.031093200	4.58
CONTRACT SUPERVISION	PACE OILFIELD SERVICES INC	1,156.38	0.031093200	35.96
CONTRACT SUPERVISION	PACE OILFIELD SERVICES INC	2,354.80	0.031093200	73.22
CONTRACT SUPERVISION	PACE OILFIELD SERVICES INC	2,354.80	0.031093200	73.22
CONTRACT SUPERVISION	PACE OILFIELD SERVICES INC	147.17	0.031093200	4.58
CONTRACT SUPERVISION	PACE OILFIELD SERVICES INC	2,354.80	0.031093200	73.22
CONTRACT SUPERVISION	PACE OILFIELD SERVICES INC	588.70	0.031093200	18.31
FUEL, POWER & ELECTRICAL	XCEL ENERGY	596.93	0.031093200	18.56
LEASE MAINTENANCE	T&J VALVE	3.92	0.031093200	0.12
LEASE MAINTENANCE	TFH LTD CO	249.78	0.031093200	7.77
LEASE MAINTENANCE	GARNER PUMP & SUPPLY INC	27.91	0.031093200	0.87



## MEWBOURNE OIL COMPANY

TOM M RAGSDALE  
400 N SAM HOUSTON PARKWAY EAST  
SUITE 601  
HOUSTON, TX 77060

INVOICE NO.: 202003-15084  
INVOICE DATE: 3-31-2020  
OWNER: 035904-1  
BILLING FOR: March 2020

REFERENCE/DESCRIPTION OF CHARGES		GROSS CHARGES	WORKING INTEREST	NET CHARGE
LEASE MAINTENANCE	AMERICAN MILLENNIUM COR	51.40	0.031093200	1.60
LEASE MAINTENANCE	K&S OILFIELD SUPPLIES LLC	30.34	0.031093200	0.94
LEASE MAINTENANCE	K&S OILFIELD SUPPLIES LLC	115.51	0.031093200	3.59
LEASE MAINTENANCE	K&S OILFIELD SUPPLIES LLC	18.88	0.031093200	0.59
LEASE MAINTENANCE	HR COMPRESSION & SERVICE	1,401.86	0.031093200	43.59
LEASE MAINTENANCE	TURNCO ENTERPRISES LLC	407.55	0.031093200	12.67
LEASE MAINTENANCE	TURNCO ENTERPRISES LLC	47.03	0.031093200	1.46
LEASE MAINTENANCE	TURNCO ENTERPRISES LLC	39.19	0.031093200	1.22
LEASE MAINTENANCE	TURNCO ENTERPRISES LLC	43.11	0.031093200	1.34
LEASE MAINTENANCE	TURNCO ENTERPRISES LLC	39.19	0.031093200	1.22
LEASE MAINTENANCE	INGRAM PROFESSIONAL SERV	255.88	0.031093200	7.96
LEASE MAINTENANCE	CRAIN HOT OIL SERVICE LLC	848.10	0.031093200	26.37
LEASE MAINTENANCE	CRAIN HOT OIL SERVICE LLC	471.86	0.031093200	14.67
LEASE MAINTENANCE	HARMAC ENERGY SERVICES I	4,572.28	0.031093200	142.17
LEASE MAINTENANCE	TANKLOGIX LLC	2,287.47	0.031093200	71.12
LEASE MAINTENANCE	AY TRUCKING INC	315.38	0.031093200	9.81
LEASE MAINTENANCE	AY TRUCKING INC	210.25	0.031093200	6.54
LEASE MAINTENANCE	AY TRUCKING INC	379.16	0.031093200	11.79
LEASE MAINTENANCE	AY TRUCKING INC	97.21	0.031093200	3.02
LEASE MAINTENANCE	MEWBOURNE OIL COMPANY	362.50	0.031093200	11.27
LEASE MAINTENANCE	MEWBOURNE OIL COMPANY	362.50	0.031093200	11.27
LEASE MAINTENANCE	MEWBOURNE OIL COMPANY	246.50	0.031093200	7.67
MISCELLANEOUS EQUIPMENT RENTAL	MEWBOURNE OIL COMPANY	45.00	0.031093200	1.40
PUMPING	MEWBOURNE OIL COMPANY	800.00	0.031093200	24.87
PUMPING	MEWBOURNE OIL COMPANY	600.00	0.031093200	18.66
SALT WATER DISPOSAL	LIONS TRANSPORT CORP	393.44	0.031093200	12.23
SALT WATER DISPOSAL	OWL SWD OPERATING LLC	5,538.41	0.031093200	172.21
SALT WATER DISPOSAL	AY TRUCKING INC	5,637.05	0.031093200	175.27
SALT WATER DISPOSAL	AY TRUCKING INC	5,989.97	0.031093200	186.25
SALT WATER DISPOSAL	LIMESTONE BASIN PROPERTIE	479.95	0.031093200	14.92
TREATING,DEHYDRATION,METERING	MEWBOURNE OIL COMPANY-I	150.00	0.031093200	4.66
WELL SERVICE & REPAIR	GARNER PUMP & SUPPLY INC	431.71	0.031093200	13.43
WELL SERVICE & REPAIR	L & E SERVICES LLC	2,097.97	0.031093200	65.23
WELL SERVICE & REPAIR	GUNS UP SERVICES	2,207.95	0.031093200	68.65
WELL SERVICE & REPAIR	EXCALIBUR OILFIELD SERVIC	1,345.67	0.031093200	41.84
Total Lease Operating Expense Cost		61,546.75		1,913.72
<u>Lease Operating Expense</u>				
CHEMICALS-WATER TREATING	IMPERATIVE CHEMICAL PART	167.55	0.031093200	5.21
COMPANY SUPERVISION	PACE OILFIELD SERVICES INC	1,177.40	0.031093200	36.61
COMPRESSOR RENTAL/SERVICES	LESLIE CRAIG	75.55	0.031093200	2.35
COMPRESSOR RENTAL/SERVICES	LESLIE CRAIG	61.11	0.031093200	1.90

## MEWBOURNE OIL COMPANY

TOM M RAGSDALE  
400 N SAM HOUSTON PARKWAY EAST  
SUITE 601  
HOUSTON, TX 77060

**INVOICE NO.:** 202003-15084  
**INVOICE DATE:** 3-31-2020  
**OWNER:** 035904-1  
**BILLING FOR:** March 2020

REFERENCE/DESCRIPTION OF CHARGES		GROSS CHARGES	WORKING INTEREST	NET CHARGE
CONTRACT SUPERVISION	PACE OILFIELD SERVICES INC	1,177.40	0.031093200	36.61
CONTRACT SUPERVISION	PACE OILFIELD SERVICES INC	147.17	0.031093200	4.58
CONTRACT SUPERVISION	PACE OILFIELD SERVICES INC	147.17	0.031093200	4.58
CONTRACT SUPERVISION	PACE OILFIELD SERVICES INC	1,177.40	0.031093200	36.61
CONTRACT SUPERVISION	PACE OILFIELD SERVICES INC	1,177.40	0.031093200	36.61
CONTRACT SUPERVISION	PACE OILFIELD SERVICES INC	578.19	0.031093200	17.98
CONTRACT SUPERVISION	PACE OILFIELD SERVICES INC	504.60	0.031093200	15.69
FUEL, POWER & ELECTRICAL	XCEL ENERGY	404.51	0.031093200	12.58
FUEL, POWER & ELECTRICAL	PILOT THOMAS LOGISTICS LLC	301.08	0.031093200	9.36
FUEL, POWER & ELECTRICAL	PILOT THOMAS LOGISTICS LLC	233.14	0.031093200	7.25
FUEL, POWER & ELECTRICAL	PILOT THOMAS LOGISTICS LLC	111.44	0.031093200	3.46
LEASE MAINTENANCE	T&J VALVE	805.73	0.031093200	25.05
LEASE MAINTENANCE	INDIAN FIRE & SAFETY, A DXF	360.74	0.031093200	11.22
LEASE MAINTENANCE	TFH LTD CO	384.02	0.031093200	11.94
LEASE MAINTENANCE	GARNER PUMP & SUPPLY INC	219.96	0.031093200	6.84
LEASE MAINTENANCE	GARNER PUMP & SUPPLY INC	53.87	0.031093200	1.68
LEASE MAINTENANCE	GARNER PUMP & SUPPLY INC	1,711.20	0.031093200	53.20
LEASE MAINTENANCE	AMERICAN MILLENNIUM COR	25.70	0.031093200	0.80
LEASE MAINTENANCE	7B ROUSTABOUT LLC	835.00	0.031093200	25.96
LEASE MAINTENANCE	7B ROUSTABOUT LLC	195.00	0.031093200	6.06
LEASE MAINTENANCE	7B ROUSTABOUT LLC	325.00	0.031093200	10.10
LEASE MAINTENANCE	K&S OILFIELD SUPPLIES LLC	267.14	0.031093200	8.31
LEASE MAINTENANCE	K&S OILFIELD SUPPLIES LLC	98.92	0.031093200	3.08
LEASE MAINTENANCE	K&S OILFIELD SUPPLIES LLC	431.14	0.031093200	13.41
LEASE MAINTENANCE	K&S OILFIELD SUPPLIES LLC	27.94	0.031093200	0.87
LEASE MAINTENANCE	K&S OILFIELD SUPPLIES LLC	19.37	0.031093200	0.60
LEASE MAINTENANCE	MPS ENTERPRISES INC	52.43	0.031093200	1.63
LEASE MAINTENANCE	DIVINE ENERGY SERVICES LLC	34.38	0.031093200	1.07
LEASE MAINTENANCE	TURNCO ENTERPRISES LLC	19.60	0.031093200	0.61
LEASE MAINTENANCE	TURNCO ENTERPRISES LLC	203.78	0.031093200	6.34
LEASE MAINTENANCE	TURNCO ENTERPRISES LLC	407.55	0.031093200	12.67
LEASE MAINTENANCE	TURNCO ENTERPRISES LLC	15.68	0.031093200	0.49
LEASE MAINTENANCE	TURNCO ENTERPRISES LLC	611.33	0.031093200	19.01
LEASE MAINTENANCE	INGRAM PROFESSIONAL SERV	159.33	0.031093200	4.95
LEASE MAINTENANCE	FLATLAND HOLDINGS LLC	44.85	0.031093200	1.39
LEASE MAINTENANCE	FLATLAND HOLDINGS LLC	48.29	0.031093200	1.50
LEASE MAINTENANCE	FLATLAND HOLDINGS LLC	48.29	0.031093200	1.50
LEASE MAINTENANCE	FLATLAND HOLDINGS LLC	44.85	0.031093200	1.39
LEASE MAINTENANCE	FLATLAND HOLDINGS LLC	44.85	0.031093200	1.39
LEASE MAINTENANCE	FLATLAND HOLDINGS LLC	44.85	0.031093200	1.39
LEASE MAINTENANCE	FLATLAND HOLDINGS LLC	17.26	0.031093200	0.54
LEASE MAINTENANCE	FLATLAND HOLDINGS LLC	17.26	0.031093200	0.54

## MEWBOURNE OIL COMPANY

TOM M RAGSDALE  
400 N SAM HOUSTON PARKWAY EAST  
SUITE 601  
HOUSTON, TX 77060

**INVOICE NO.:** 202003-15084  
**INVOICE DATE:** 3-31-2020  
**OWNER:** 035904-1  
**BILLING FOR:** March 2020

REFERENCE/DESCRIPTION OF CHARGES		GROSS CHARGES	WORKING INTEREST	NET CHARGE
LEASE MAINTENANCE	FLATLAND HOLDINGS LLC	17.26	0.031093200	0.54
LEASE MAINTENANCE	FLATLAND HOLDINGS LLC	17.26	0.031093200	0.54
LEASE MAINTENANCE	FLATLAND HOLDINGS LLC	16.85	0.031093200	0.52
LEASE MAINTENANCE	FLATLAND HOLDINGS LLC	16.85	0.031093200	0.52
LEASE MAINTENANCE	OWL SWD OPERATING LLC	52.46	0.031093200	1.63
LEASE MAINTENANCE	EP&S LLC	106.83	0.031093200	3.32
LEASE MAINTENANCE	EP&S LLC	71.50	0.031093200	2.22
LEASE MAINTENANCE	EP&S LLC	79.16	0.031093200	2.46
LEASE MAINTENANCE	EP&S LLC	77.34	0.031093200	2.41
LEASE MAINTENANCE	EP&S LLC	68.41	0.031093200	2.13
LEASE MAINTENANCE	EP&S LLC	75.08	0.031093200	2.33
LEASE MAINTENANCE	WILDCAT PUMP & ENGINE REI	375.39	0.031093200	11.67
LEASE MAINTENANCE	AY TRUCKING INC	252.30	0.031093200	7.84
LEASE MAINTENANCE	LEGACY SAFETY AND CONSUM	10.58	0.031093200	0.33
LEASE MAINTENANCE	LEGACY SAFETY AND CONSUM	81.16	0.031093200	2.52
LEASE MAINTENANCE	ACCELERATED WATER RESOL	569.70	0.031093200	17.71
LEASE MAINTENANCE	MEWBOURNE OIL COMPANY	387.50	0.031093200	12.05
LEASE MAINTENANCE	MEWBOURNE OIL COMPANY	899.00	0.031093200	27.95
MISCELLANEOUS EQUIPMENT RENTAL	MEWBOURNE OIL COMPANY	271.00	0.031093200	8.43
PUMPING	MEWBOURNE OIL COMPANY	800.00	0.031093200	24.87
PUMPING	MEWBOURNE OIL COMPANY	600.00	0.031093200	18.66
SALT WATER DISPOSAL	OWL SWD OPERATING LLC	453.90	0.031093200	14.11
SALT WATER DISPOSAL	OWL SWD OPERATING LLC	7,682.59	0.031093200	238.88
SALT WATER DISPOSAL	NGL WATER SOLUTIONS PERM	153.24	0.031093200	4.76
SALT WATER DISPOSAL	NGL WATER SOLUTIONS PERM	73.55	0.031093200	2.29
SALT WATER DISPOSAL	NGL WATER SOLUTIONS PERM	5,179.45	0.031093200	161.04
SALT WATER DISPOSAL	LIMESTONE BASIN PROPERTIE	505.70	0.031093200	15.72
SITE RESTORATION & EXCAVATION	WILDCAT PUMP & ENGINE REI	3,871.78	0.031093200	120.39
TREATING,DEHYDRATION,METERING	MEWBOURNE OIL COMPANY-I	150.00	0.031093200	4.66
Total Lease Operating Expense Cost		37,932.26		1,179.41

Lease Operating Expense

CHEMICALS-WATER TREATING	IMPERATIVE CHEMICAL PART	166.83	0.031093200	5.19
CHEMICALS-WATER TREATING	IMPERATIVE CHEMICAL PART	130.85	0.031093200	4.07
CHEMICALS-WATER TREATING	IMPERATIVE CHEMICAL PART	130.85	0.031093200	4.07
COMPRESSOR RENTAL/SERVICES	LESLIE CRAIG	30.33	0.031093200	0.94
COMPRESSOR RENTAL/SERVICES	LESLIE CRAIG	31.34	0.031093200	0.98
COMPRESSOR RENTAL/SERVICES	GRAVITY OILFIELD SERVICES	172.45	0.031093200	5.36
COMPRESSOR RENTAL/SERVICES	GRAVITY OILFIELD SERVICES	1,027.95	0.031093200	31.96
COMPRESSOR RENTAL/SERVICES	GRAVITY OILFIELD SERVICES	12.54	0.031093200	0.39
COMPRESSOR RENTAL/SERVICES	GRAVITY OILFIELD SERVICES	522.59	0.031093200	16.25
CONTRACT SUPERVISION	PACE OILFIELD SERVICES INC	378.45	0.031093200	11.77

## MEWBOURNE OIL COMPANY

TOM M RAGSDALE  
400 N SAM HOUSTON PARKWAY EAST  
SUITE 601  
HOUSTON, TX 77060

**INVOICE NO.:** 202003-15084  
**INVOICE DATE:** 3-31-2020  
**OWNER:** 035904-1  
**BILLING FOR:** March 2020

REFERENCE/DESCRIPTION OF CHARGES		GROSS CHARGES	WORKING INTEREST	NET CHARGE
CONTRACT SUPERVISION	PACE OILFIELD SERVICES INC	336.40	0.031093200	10.46
FUEL, POWER & ELECTRICAL	XCEL ENERGY	89.40	0.031093200	2.78
LEASE MAINTENANCE	GARNER PUMP & SUPPLY INC	1,014.63	0.031093200	31.55
LEASE MAINTENANCE	GARNER PUMP & SUPPLY INC	374.15	0.031093200	11.63
LEASE MAINTENANCE	7B ROUSTABOUT LLC	260.00	0.031093200	8.08
LEASE MAINTENANCE	7B ROUSTABOUT LLC	260.00	0.031093200	8.08
LEASE MAINTENANCE	7B ROUSTABOUT LLC	130.00	0.031093200	4.04
LEASE MAINTENANCE	7B ROUSTABOUT LLC	130.00	0.031093200	4.04
LEASE MAINTENANCE	7B ROUSTABOUT LLC	130.00	0.031093200	4.04
LEASE MAINTENANCE	K&S OILFIELD SUPPLIES LLC	471.47	0.031093200	14.66
LEASE MAINTENANCE	K&S OILFIELD SUPPLIES LLC	636.32	0.031093200	19.78
LEASE MAINTENANCE	G&A FABRICATION LLC	321.12	0.031093200	9.98
LEASE MAINTENANCE	TURNCO ENTERPRISES LLC	203.78	0.031093200	6.34
LEASE MAINTENANCE	TURNCO ENTERPRISES LLC	305.66	0.031093200	9.50
LEASE MAINTENANCE	INGRAM PROFESSIONAL SERV	161.15	0.031093200	5.01
LEASE MAINTENANCE	INGRAM PROFESSIONAL SERV	138.01	0.031093200	4.29
LEASE MAINTENANCE	B & B WELDING INC	5,826.34	0.031093200	181.16
LEASE MAINTENANCE	TRINITY OILFIELD SERVICES &	151.92	0.031093200	4.72
LEASE MAINTENANCE	TRINITY OILFIELD SERVICES &	142.44	0.031093200	4.43
LEASE MAINTENANCE	IMPERATIVE CHEMICAL PART	672.04	0.031093200	20.90
LEASE MAINTENANCE	EP&S LLC	81.58	0.031093200	2.54
LEASE MAINTENANCE	TANKLOGIX LLC	139.94	0.031093200	4.35
LEASE MAINTENANCE	MEWBOURNE OIL COMPANY	775.00	0.031093200	24.10
LEASE MAINTENANCE	MEWBOURNE OIL COMPANY	581.25	0.031093200	18.07
MISCELLANEOUS EQUIPMENT RENTAL	MEWBOURNE OIL COMPANY	280.00	0.031093200	8.71
PRIME MOVER MAINTENANCE	HR COMPRESSION & SERVICE	70.92	0.031093200	2.21
PUMPING	MEWBOURNE OIL COMPANY	800.00	0.031093200	24.87
PUMPING	MEWBOURNE OIL COMPANY	600.00	0.031093200	18.66
SALT WATER DISPOSAL	OWL SWD OPERATING LLC	3,364.27	0.031093200	104.61
SALT WATER DISPOSAL	NGL WATER SOLUTIONS PERM	5,518.90	0.031093200	171.60
SALT WATER DISPOSAL	LIMESTONE BASIN PROPERTIE	221.45	0.031093200	6.88
SITE RESTORATION & EXCAVATION	R360 ENVIRONMENTAL SOLUT	854.55	0.031093200	26.57
SITE RESTORATION & EXCAVATION	WILDCAT PUMP & ENGINE REI	4,547.46	0.031093200	141.39
Total Lease Operating Expense Cost		32,194.33		1,001.01
<u>Lease Operating Expense</u>				
CHEMICALS-WATER TREATING	IMPERATIVE CHEMICAL PART	135.31	0.031093200	4.21
CHEMICALS-WATER TREATING	IMPERATIVE CHEMICAL PART	237.90	0.031093200	7.40
CHEMICALS-WATER TREATING	IMPERATIVE CHEMICAL PART	47.58	0.031093200	1.48
COMPANY SUPERVISION	MEWBOURNE OIL COMPANY	312.50	0.031093200	9.72
COMPANY SUPERVISION	MEWBOURNE OIL COMPANY	412.50	0.031093200	12.83
COMPRESSOR RENTAL/SERVICES	BASELINE ENERGY SERVICES	98.72	0.031093200	3.07

## MEWBOURNE OIL COMPANY

TOM M RAGSDALE  
400 N SAM HOUSTON PARKWAY EAST  
SUITE 601  
HOUSTON, TX 77060

**INVOICE NO.:** 202003-15084  
**INVOICE DATE:** 3-31-2020  
**OWNER:** 035904-1  
**BILLING FOR:** March 2020

REFERENCE/DESCRIPTION OF CHARGES		GROSS CHARGES	WORKING INTEREST	NET CHARGE
COMPRESSOR RENTAL/SERVICES	GRAVITY OILFIELD SERVICES	48.61	0.031093200	1.51
CONTRACT SUPERVISION	PACE OILFIELD SERVICES INC	291.53	0.031093200	9.06
CONTRACT SUPERVISION	PACE OILFIELD SERVICES INC	291.53	0.031093200	9.06
CONTRACT SUPERVISION	PACE OILFIELD SERVICES INC	291.53	0.031093200	9.06
CONTRACT SUPERVISION	PACE OILFIELD SERVICES INC	291.53	0.031093200	9.06
CONTRACT SUPERVISION	PACE OILFIELD SERVICES INC	291.53	0.031093200	9.06
CONTRACT SUPERVISION	PACE OILFIELD SERVICES INC	291.53	0.031093200	9.06
FUEL, POWER & ELECTRICAL	XCEL ENERGY	485.43	0.031093200	15.09
FUEL, POWER & ELECTRICAL	XCEL ENERGY	346.14	0.031093200	10.76
LEASE MAINTENANCE	T&J VALVE	169.54	0.031093200	5.27
LEASE MAINTENANCE	AMERICAN MILLENNIUM COR	26.10	0.031093200	0.81
LEASE MAINTENANCE	AMERICAN MILLENNIUM COR	51.40	0.031093200	1.60
LEASE MAINTENANCE	KEYSTONE PUMP & SUPPLY LI	513.88	0.031093200	15.98
LEASE MAINTENANCE	KEYSTONE PUMP & SUPPLY LI	334.68	0.031093200	10.41
LEASE MAINTENANCE	7B ROUSTABOUT LLC	195.00	0.031093200	6.06
LEASE MAINTENANCE	7B ROUSTABOUT LLC	225.00	0.031093200	7.00
LEASE MAINTENANCE	7B ROUSTABOUT LLC	1,080.00	0.031093200	33.58
LEASE MAINTENANCE	K&S OILFIELD SUPPLIES LLC	147.35	0.031093200	4.58
LEASE MAINTENANCE	K&S OILFIELD SUPPLIES LLC	943.68	0.031093200	29.34
LEASE MAINTENANCE	K&S OILFIELD SUPPLIES LLC	78.48	0.031093200	2.44
LEASE MAINTENANCE	K&S OILFIELD SUPPLIES LLC	2,413.67	0.031093200	75.05
LEASE MAINTENANCE	G&A FABRICATION LLC	110.74	0.031093200	3.44
LEASE MAINTENANCE	TURNCO ENTERPRISES LLC	305.66	0.031093200	9.50
LEASE MAINTENANCE	INGRAM PROFESSIONAL SERV	1,468.12	0.031093200	45.65
LEASE MAINTENANCE	INGRAM PROFESSIONAL SERV	402.89	0.031093200	12.53
LEASE MAINTENANCE	TRINITY OILFIELD SERVICES &	296.12	0.031093200	9.21
LEASE MAINTENANCE	IMPERATIVE CHEMICAL PART	84.77	0.031093200	2.63
LEASE MAINTENANCE	TANKLOGIX LLC	1,020.96	0.031093200	31.75
LEASE MAINTENANCE	TANKLOGIX LLC	103.38	0.031093200	3.21
LEASE MAINTENANCE	TANKLOGIX LLC	66.04	0.031093200	2.06
LEASE MAINTENANCE	TANKLOGIX LLC	118.41	0.031093200	3.68
LEASE MAINTENANCE	MEWBOURNE OIL COMPANY	263.50	0.031093200	8.19
MISCELLANEOUS EQUIPMENT RENTAL	MEWBOURNE OIL COMPANY	271.00	0.031093200	8.43
PRIME MOVER MAINTENANCE	HR COMPRESSION & SERVICE	450.04	0.031093200	13.99
PRIME MOVER MAINTENANCE	G&A FABRICATION LLC	154.57	0.031093200	4.81
PUMPING	MEWBOURNE OIL COMPANY	825.00	0.031093200	25.65
PUMPING	MEWBOURNE OIL COMPANY	618.75	0.031093200	19.24
SALT WATER DISPOSAL	OWL SWD OPERATING LLC	4,600.90	0.031093200	143.06
SALT WATER DISPOSAL	NGL WATER SOLUTIONS PERM	10,150.11	0.031093200	315.60
SALT WATER DISPOSAL	LIMESTONE BASIN PROPERTIE	302.87	0.031093200	9.42
Total Lease Operating Expense Cost		31,666.48		984.60



## MEWBOURNE OIL COMPANY

TOM M RAGSDALE  
400 N SAM HOUSTON PARKWAY EAST  
SUITE 601  
HOUSTON, TX 77060

**INVOICE NO.:** 202003-15084  
**INVOICE DATE:** 3-31-2020  
**OWNER:** 035904-1  
**BILLING FOR:** March 2020

REFERENCE/DESCRIPTION OF CHARGES		GROSS CHARGES	WORKING INTEREST	NET CHARGE
<u>Lease Operating Expense</u>				
CHEMICALS-WATER TREATING	IMPERATIVE CHEMICAL PART	297.68	0.031093200	9.26
COMPANY SUPERVISION	MEWBOURNE OIL COMPANY	2,500.00	0.031093200	77.73
COMPRESSOR RENTAL/SERVICES	GRAVITY OILFIELD SERVICES	410.06	0.031093200	12.75
COMPRESSOR RENTAL/SERVICES	GRAVITY OILFIELD SERVICES	38.15	0.031093200	1.19
COMPRESSOR RENTAL/SERVICES	GRAVITY OILFIELD SERVICES	423.73	0.031093200	13.17
CONTRACT SUPERVISION	PACE OILFIELD SERVICES INC	54.99	0.031093200	1.71
CONTRACT SUPERVISION	PACE OILFIELD SERVICES INC	291.53	0.031093200	9.06
CONTRACT SUPERVISION	PACE OILFIELD SERVICES INC	291.53	0.031093200	9.06
FUEL, POWER & ELECTRICAL	XCEL ENERGY	291.58	0.031093200	9.07
LEASE MAINTENANCE	GARNER PUMP & SUPPLY INC	1,162.02	0.031093200	36.14
LEASE MAINTENANCE	GARNER PUMP & SUPPLY INC	951.54	0.031093200	29.59
LEASE MAINTENANCE	AMERICAN MILLENNIUM COR	39.72	0.031093200	1.23
LEASE MAINTENANCE	THE GASCO MANUFACTURING	104.16	0.031093200	3.24
LEASE MAINTENANCE	K&S OILFIELD SUPPLIES LLC	6.41	0.031093200	0.20
LEASE MAINTENANCE	PACE OILFIELD SERVICES INC	291.53	0.031093200	9.06
LEASE MAINTENANCE	TURNCO ENTERPRISES LLC	203.78	0.031093200	6.34
LEASE MAINTENANCE	B & B WELDING INC	543.88	0.031093200	16.91
LEASE MAINTENANCE	TRINITY OILFIELD SERVICES &	21.10	0.031093200	0.66
LEASE MAINTENANCE	TRINITY OILFIELD SERVICES &	60.06	0.031093200	1.87
LEASE MAINTENANCE	TRINITY OILFIELD SERVICES &	67.57	0.031093200	2.10
LEASE MAINTENANCE	TRINITY OILFIELD SERVICES &	36.53	0.031093200	1.14
LEASE MAINTENANCE	TRINITY OILFIELD SERVICES &	42.20	0.031093200	1.31
LEASE MAINTENANCE	TANKLOGIX LLC	87.40	0.031093200	2.72
LEASE MAINTENANCE	TANKLOGIX LLC	45.84	0.031093200	1.42
LEASE MAINTENANCE	MEWBOURNE OIL COMPANY	519.25	0.031093200	16.15
MISCELLANEOUS EQUIPMENT RENTAL	MEWBOURNE OIL COMPANY	280.00	0.031093200	8.71
PUMPING	MEWBOURNE OIL COMPANY	850.00	0.031093200	26.43
PUMPING	MEWBOURNE OIL COMPANY	637.50	0.031093200	19.82
SALT WATER DISPOSAL	OWL SWD OPERATING LLC	3,798.76	0.031093200	118.11
SALT WATER DISPOSAL	NGL WATER SOLUTIONS PERM	5,180.53	0.031093200	161.08
SALT WATER DISPOSAL	NGL WATER SOLUTIONS PERM	1,581.17	0.031093200	49.16
SALT WATER DISPOSAL	NGL WATER SOLUTIONS PERM	5,293.20	0.031093200	164.58
SALT WATER DISPOSAL	LIMESTONE BASIN PROPERTIE	250.05	0.031093200	7.77
SITE RESTORATION & EXCAVATION	SUNDANCE SERVICES INC	41.61	0.031093200	1.29
Total Lease Operating Expense Cost		26,695.06		830.03
<u>Lease Operating Expense</u>				
CHEMICALS-WATER TREATING	IMPERATIVE CHEMICAL PART	59.48	0.031093200	1.85
CHEMICALS-WATER TREATING	IMPERATIVE CHEMICAL PART	130.85	0.031093200	4.07
CHEMICALS-WATER TREATING	IMPERATIVE CHEMICAL PART	279.24	0.031093200	8.68
COMPANY SUPERVISION	MEWBOURNE OIL COMPANY	1,200.00	0.031093200	37.31

## MEWBOURNE OIL COMPANY

TOM M RAGSDALE  
400 N SAM HOUSTON PARKWAY EAST  
SUITE 601  
HOUSTON, TX 77060

**INVOICE NO.:** 202003-15084  
**INVOICE DATE:** 3-31-2020  
**OWNER:** 035904-1  
**BILLING FOR:** March 2020

REFERENCE/DESCRIPTION OF CHARGES		GROSS CHARGES	WORKING INTEREST	NET CHARGE
COMPANY SUPERVISION	MEWBOURNE OIL COMPANY	1,200.00	0.031093200	37.31
COMPRESSOR MAINTENANCE	G&A FABRICATION LLC	19.09	0.031093200	0.59
COMPRESSOR MAINTENANCE	G&A FABRICATION LLC	147.70	0.031093200	4.59
COMPRESSOR RENTAL/SERVICES	NATURAL GAS SERVICES GRO	541.90	0.031093200	16.85
COMPRESSOR RENTAL/SERVICES	NATURAL GAS SERVICES GRO	4,199.74	0.031093200	130.58
COMPRESSOR RENTAL/SERVICES	GRAVITY OILFIELD SERVICES	39.42	0.031093200	1.23
CONTRACT SUPERVISION	PACE OILFIELD SERVICES INC	291.53	0.031093200	9.06
CONTRACT SUPERVISION	PACE OILFIELD SERVICES INC	291.53	0.031093200	9.06
CONTRACT SUPERVISION	PACE OILFIELD SERVICES INC	27.90	0.031093200	0.87
CONTRACT SUPERVISION	PACE OILFIELD SERVICES INC	291.53	0.031093200	9.06
CONTRACT SUPERVISION	PACE OILFIELD SERVICES INC	291.53	0.031093200	9.06
FUEL, POWER & ELECTRICAL	XCEL ENERGY	205.30	0.031093200	6.38
FUEL, POWER & ELECTRICAL	PILOT THOMAS LOGISTICS LL	77.58	0.031093200	2.41
FUEL, POWER & ELECTRICAL	PILOT THOMAS LOGISTICS LL	44.13	0.031093200	1.37
FUEL, POWER & ELECTRICAL	PILOT THOMAS LOGISTICS LL	10.07	0.031093200	0.31
LEASE MAINTENANCE	AMERICAN MILLENNIUM COR	27.43	0.031093200	0.85
LEASE MAINTENANCE	JW OILFIELD HAULING INC	2,339.20	0.031093200	72.73
LEASE MAINTENANCE	K&S OILFIELD SUPPLIES LLC	33.66	0.031093200	1.05
LEASE MAINTENANCE	MPS ENTERPRISES INC	98.06	0.031093200	3.05
LEASE MAINTENANCE	TURNCO ENTERPRISES LLC	15.68	0.031093200	0.49
LEASE MAINTENANCE	TURNCO ENTERPRISES LLC	19.60	0.031093200	0.61
LEASE MAINTENANCE	TURNCO ENTERPRISES LLC	43.11	0.031093200	1.34
LEASE MAINTENANCE	TURNCO ENTERPRISES LLC	23.51	0.031093200	0.73
LEASE MAINTENANCE	TURNCO ENTERPRISES LLC	47.03	0.031093200	1.46
LEASE MAINTENANCE	TURNCO ENTERPRISES LLC	47.03	0.031093200	1.46
LEASE MAINTENANCE	TRINITY OILFIELD SERVICES &	124.68	0.031093200	3.88
LEASE MAINTENANCE	TRINITY OILFIELD SERVICES &	234.19	0.031093200	7.28
LEASE MAINTENANCE	TRINITY OILFIELD SERVICES &	2,051.98	0.031093200	63.80
LEASE MAINTENANCE	TRINITY OILFIELD SERVICES &	548.60	0.031093200	17.06
LEASE MAINTENANCE	TRINITY OILFIELD SERVICES &	1,920.10	0.031093200	59.70
LEASE MAINTENANCE	MEWBOURNE OIL COMPANY	775.00	0.031093200	24.10
LEASE MAINTENANCE	MEWBOURNE OIL COMPANY	450.00	0.031093200	13.99
LEASE MAINTENANCE	MEWBOURNE OIL COMPANY	775.00	0.031093200	24.10
MISCELLANEOUS EQUIPMENT RENTAL	MEWBOURNE OIL COMPANY	280.00	0.031093200	8.71
PRIME MOVER MAINTENANCE	HR COMPRESSION & SERVICE	48.44	0.031093200	1.51
PRIME MOVER MAINTENANCE	HR COMPRESSION & SERVICE	182.32	0.031093200	5.67
PUMPING	MEWBOURNE OIL COMPANY	850.00	0.031093200	26.43
PUMPING	MEWBOURNE OIL COMPANY	637.50	0.031093200	19.82
SALT WATER DISPOSAL	OWL SWD OPERATING LLC	2,149.67	0.031093200	66.84
SALT WATER DISPOSAL	AY TRUCKING INC	146.25	0.031093200	4.55
SALT WATER DISPOSAL	LIMESTONE BASIN PROPERTIE	141.52	0.031093200	4.40
WELL EQUIPMENT-SURFACE	DIVINE WIRELINE SOLUTIONS	7,540.45	0.031093200	234.46

## MEWBOURNE OIL COMPANY

TOM M RAGSDALE  
400 N SAM HOUSTON PARKWAY EAST  
SUITE 601  
HOUSTON, TX 77060

INVOICE NO.: 202003-15084  
INVOICE DATE: 3-31-2020  
OWNER: 035904-1  
BILLING FOR: March 2020

REFERENCE/DESCRIPTION OF CHARGES	GROSS CHARGES	WORKING INTEREST	NET CHARGE
Total Lease Operating Expense Cost	30,898.53		960.71
<b>62776000-9,231 SUBTOTAL</b>	<b>511,154.82</b>	<b>15,893.41</b>	
<b>PROPERTY 62776000 TOTAL</b>	<b>27,547.19</b>	<b>11,839.15</b>	
<b>PROPERTY: 62906000 62906000-20 GAZELLE 22 B2MD FED COM 2H</b>			
<u>Equipment Beyond Wellhead</u>			
ELECTRICAL INSTALLATIONS INGRAM PROFESSIONAL SERV	13.98	0.195498190	2.73
ELECTRICAL INSTALLATIONS INGRAM PROFESSIONAL SERV	577.15	0.195498190	112.83
Total Equipment Beyond Wellhead Cost	591.13		115.56
<b>62906000-20 SUBTOTAL</b>	<b>591.13</b>	<b>115.56</b>	
<b>PROPERTY: 62906000 62906000-30 GAZELLE 22 B2MD FED COM 2H</b>			
<u>Lease Operating Expense</u>			
CHEMICALS-WATER TREATING IMPERATIVE CHEMICAL PART	118.95	0.195498190	23.25
CHEMICALS-WATER TREATING IMPERATIVE CHEMICAL PART	232.25	0.195498190	45.40
CHEMICALS-WATER TREATING IMPERATIVE CHEMICAL PART	118.95	0.195498190	23.25
COMPANY SUPERVISION MEWBOURNE OIL COMPANY	1,250.00	0.195498190	244.38
COMPRESSOR MAINTENANCE G&A FABRICATION LLC	144.89	0.195498190	28.32
COMPRESSOR MAINTENANCE G&A FABRICATION LLC	92.93	0.195498190	18.16
COMPRESSOR MAINTENANCE G&A FABRICATION LLC	230.75	0.195498190	45.11
COMPRESSOR MAINTENANCE G&A FABRICATION LLC	114.66	0.195498190	22.42
COMPRESSOR MAINTENANCE G&A FABRICATION LLC	163.95	0.195498190	32.05
COMPRESSOR RENTAL/SERVICES NATURAL GAS SERVICES GRO	3,837.06	0.195498190	750.14
COMPRESSOR RENTAL/SERVICES R360 ENVIRONMENTAL SOLUT	197.50	0.195498190	38.61
COMPRESSOR RENTAL/SERVICES BASELINE ENERGY SERVICES	37.89	0.195498190	7.40
CONTRACT SUPERVISION PACE OILFIELD SERVICES INC	291.53	0.195498190	56.99
CONTRACT SUPERVISION PACE OILFIELD SERVICES INC	291.53	0.195498190	56.99
CONTRACT SUPERVISION PACE OILFIELD SERVICES INC	291.53	0.195498190	56.99
CONTRACT SUPERVISION PACE OILFIELD SERVICES INC	291.53	0.195498190	56.99
CONTRACT SUPERVISION PACE OILFIELD SERVICES INC	43.44	0.195498190	8.49
FUEL, POWER & ELECTRICAL XCEL ENERGY	306.77	0.195498190	59.97
FUEL, POWER & ELECTRICAL XCEL ENERGY	239.27	0.195498190	46.77
FUEL, POWER & ELECTRICAL PILOT THOMAS LOGISTICS LL	21.40	0.195498190	4.19
FUEL, POWER & ELECTRICAL PILOT THOMAS LOGISTICS LL	19.85	0.195498190	3.88
FUEL, POWER & ELECTRICAL PILOT THOMAS LOGISTICS LL	79.58	0.195498190	15.55
FUEL, POWER & ELECTRICAL PILOT THOMAS LOGISTICS LL	24.05	0.195498190	4.70
LEASE MAINTENANCE CUSTOM WELDING OF HOBBS	909.58	0.195498190	177.83
LEASE MAINTENANCE BAKER HUGHES OILFIELD	377.22	0.195498190	73.75
LEASE MAINTENANCE AMERICAN MILLENNIUM COR	14.92	0.195498190	2.92
LEASE MAINTENANCE 7B ROUSTABOUT LLC	65.00	0.195498190	12.71
LEASE MAINTENANCE 7B ROUSTABOUT LLC	357.50	0.195498190	69.89
LEASE MAINTENANCE 7B ROUSTABOUT LLC	162.50	0.195498190	31.77

## MEWBOURNE OIL COMPANY

TOM M RAGSDALE  
400 N SAM HOUSTON PARKWAY EAST  
SUITE 601  
HOUSTON, TX 77060

**INVOICE NO.:** 202003-15084  
**INVOICE DATE:** 3-31-2020  
**OWNER:** 035904-1  
**BILLING FOR:** March 2020

REFERENCE/DESCRIPTION OF CHARGES		GROSS CHARGES	WORKING INTEREST	NET CHARGE
LEASE MAINTENANCE	7B ROUSTABOUT LLC	162.50	0.195498190	31.77
LEASE MAINTENANCE	K&S OILFIELD SUPPLIES LLC	64.81	0.195498190	12.67
LEASE MAINTENANCE	K&S OILFIELD SUPPLIES LLC	511.99	0.195498190	100.09
LEASE MAINTENANCE	K&S OILFIELD SUPPLIES LLC	601.80	0.195498190	117.65
LEASE MAINTENANCE	K&S OILFIELD SUPPLIES LLC	992.56	0.195498190	194.05
LEASE MAINTENANCE	G&A FABRICATION LLC	1,476.09	0.195498190	288.57
LEASE MAINTENANCE	TURNCO ENTERPRISES LLC	71.25	0.195498190	13.93
LEASE MAINTENANCE	TURNCO ENTERPRISES LLC	71.25	0.195498190	13.93
LEASE MAINTENANCE	TURNCO ENTERPRISES LLC	45.00	0.195498190	8.80
LEASE MAINTENANCE	TURNCO ENTERPRISES LLC	95.00	0.195498190	18.57
LEASE MAINTENANCE	TURNCO ENTERPRISES LLC	95.00	0.195498190	18.57
LEASE MAINTENANCE	TURNCO ENTERPRISES LLC	190.00	0.195498190	37.14
LEASE MAINTENANCE	INGRAM PROFESSIONAL SERV	80.56	0.195498190	15.75
LEASE MAINTENANCE	TRINITY OILFIELD SERVICES &	237.38	0.195498190	46.41
LEASE MAINTENANCE	EP&S LLC	6.10	0.195498190	1.19
LEASE MAINTENANCE	EP&S LLC	120.64	0.195498190	23.59
LEASE MAINTENANCE	EP&S LLC	37.27	0.195498190	7.29
LEASE MAINTENANCE	EP&S LLC	119.83	0.195498190	23.42
LEASE MAINTENANCE	WILDCAT PUMP & ENGINE REI	481.55	0.195498190	94.14
LEASE MAINTENANCE	WILDCAT PUMP & ENGINE REI	240.77	0.195498190	47.07
LEASE MAINTENANCE	WILDCAT PUMP & ENGINE REI	329.34	0.195498190	64.39
LEASE MAINTENANCE	WILDCAT PUMP & ENGINE REI	322.27	0.195498190	63.01
LEASE MAINTENANCE	WILDCAT PUMP & ENGINE REI	145.31	0.195498190	28.40
LEASE MAINTENANCE	WILDCAT PUMP & ENGINE REI	145.31	0.195498190	28.40
LEASE MAINTENANCE	AY TRUCKING INC	113.01	0.195498190	22.09
LEASE MAINTENANCE	AY TRUCKING INC	177.40	0.195498190	34.68
LEASE MAINTENANCE	MEWBOURNE OIL COMPANY	775.00	0.195498190	151.51
LEASE MAINTENANCE	MEWBOURNE OIL COMPANY	193.75	0.195498190	37.88
LEASE MAINTENANCE	MEWBOURNE OIL COMPANY	387.50	0.195498190	75.76
MISCELLANEOUS EQUIPMENT RENTAL	MEWBOURNE OIL COMPANY	243.60	0.195498190	47.62
MISCELLANEOUS EQUIPMENT RENTAL	TRINITY OILFIELD SERVICES &	160.25	0.195498190	31.33
MISCELLANEOUS EQUIPMENT RENTAL	TRINITY OILFIELD SERVICES &	64.93	0.195498190	12.70
OVERHEAD-FIXED RATE	MEWBOURNE OIL COMPANY	837.60	0.195498190	163.75
PUMPING	MEWBOURNE OIL COMPANY	875.00	0.195498190	171.06
PUMPING	MEWBOURNE OIL COMPANY	656.25	0.195498190	128.30
SALT WATER DISPOSAL	OWL SWD OPERATING LLC	1,651.37	0.195498190	322.83
SALT WATER DISPOSAL	OWL SWD OPERATING LLC	1,586.80	0.195498190	310.22
SALT WATER DISPOSAL	NGL WATER SOLUTIONS PERM	32.97	0.195498190	6.45
SALT WATER DISPOSAL	NGL WATER SOLUTIONS PERM	840.71	0.195498190	164.36
SALT WATER DISPOSAL	NGL WATER SOLUTIONS PERM	1,007.03	0.195498190	196.87
SALT WATER DISPOSAL	LIMESTONE BASIN PROPERTIE	104.47	0.195498190	20.43
SITE RESTORATION & EXCAVATION	R360 ENVIRONMENTAL SOLU	28.97	0.195498190	5.66

## MEWBOURNE OIL COMPANY

TOM M RAGSDALE  
400 N SAM HOUSTON PARKWAY EAST  
SUITE 601  
HOUSTON, TX 77060

INVOICE NO.: 202003-15084  
INVOICE DATE: 3-31-2020  
OWNER: 035904-1  
BILLING FOR: March 2020

REFERENCE/DESCRIPTION OF CHARGES		GROSS CHARGES	WORKING INTEREST	NET CHARGE
SITE RESTORATION & EXCAVATION	HALL ENVIRONMENTAL ANAI	10.52	0.195498190	2.06
SITE RESTORATION & EXCAVATION	SUNDANCE SERVICES WEST II	80.48	0.195498190	15.73
TREATING,DEHYDRATION,METERING	PRO-KEM INC	589.88	0.195498190	115.32
Total Lease Operating Expense Cost		27,388.05		5,354.28
<b>62906000-30 SUBTOTAL</b>		<b>27,388.05</b>	<b>5,354.28</b>	
<b>PROPERTY 62906000 TOTAL</b>		<b>27,979.18</b>	<b>5,469.84</b>	
<b>PROPERTY: 62907000 62907000-20 GAZELLE 22 B2NC FED COM 2H</b>				
<u>Equipment Beyond Wellhead</u>				
ELECTRICAL INSTALLATIONS	INGRAM PROFESSIONAL SERV	59.17	0.001524840	0.09
ELECTRICAL INSTALLATIONS	INGRAM PROFESSIONAL SERV	2,441.75	0.001524840	3.72
Total Equipment Beyond Wellhead Cost		2,500.92		3.81
<b>62907000-20 SUBTOTAL</b>		<b>2,500.92</b>	<b>3.81</b>	
<b>PROPERTY: 62907000 62907000-30 GAZELLE 22 B2NC FED COM 2H</b>				
<u>Lease Operating Expense</u>				
CHEMICALS-WATER TREATING	IMPERATIVE CHEMICAL PART	118.95	0.001524840	0.18
CHEMICALS-WATER TREATING	IMPERATIVE CHEMICAL PART	232.25	0.001524840	0.35
CHEMICALS-WATER TREATING	IMPERATIVE CHEMICAL PART	118.95	0.001524840	0.18
COMPANY SUPERVISION	MEWBOURNE OIL COMPANY	1,250.00	0.001524840	1.91
COMPANY SUPERVISION	MEWBOURNE OIL COMPANY	625.00	0.001524840	0.95
COMPRESSOR MAINTENANCE	G&A FABRICATION LLC	144.83	0.001524840	0.22
COMPRESSOR MAINTENANCE	G&A FABRICATION LLC	92.90	0.001524840	0.14
COMPRESSOR MAINTENANCE	G&A FABRICATION LLC	230.72	0.001524840	0.35
COMPRESSOR MAINTENANCE	G&A FABRICATION LLC	114.63	0.001524840	0.17
COMPRESSOR MAINTENANCE	G&A FABRICATION LLC	163.92	0.001524840	0.25
COMPRESSOR RENTAL/SERVICES	R360 ENVIRONMENTAL SOLUT	835.56	0.001524840	1.27
COMPRESSOR RENTAL/SERVICES	BASELINE ENERGY SERVICES	133.25	0.001524840	0.20
FUEL, POWER & ELECTRICAL	PILOT THOMAS LOGISTICS LL	90.57	0.001524840	0.14
FUEL, POWER & ELECTRICAL	PILOT THOMAS LOGISTICS LL	83.98	0.001524840	0.13
FUEL, POWER & ELECTRICAL	PILOT THOMAS LOGISTICS LL	279.80	0.001524840	0.43
FUEL, POWER & ELECTRICAL	PILOT THOMAS LOGISTICS LL	84.56	0.001524840	0.13
LEASE MAINTENANCE	CUSTOM WELDING OF HOBBS	909.58	0.001524840	1.39
LEASE MAINTENANCE	BAKER HUGHES OILFIELD	1,326.37	0.001524840	2.02
LEASE MAINTENANCE	AMERICAN MILLENNIUM COR	14.92	0.001524840	0.02
LEASE MAINTENANCE	7B ROUSTABOUT LLC	65.00	0.001524840	0.10
LEASE MAINTENANCE	7B ROUSTABOUT LLC	357.50	0.001524840	0.55
LEASE MAINTENANCE	7B ROUSTABOUT LLC	162.50	0.001524840	0.25
LEASE MAINTENANCE	7B ROUSTABOUT LLC	162.50	0.001524840	0.25
LEASE MAINTENANCE	K&S OILFIELD SUPPLIES LLC	64.92	0.001524840	0.10
LEASE MAINTENANCE	K&S OILFIELD SUPPLIES LLC	511.99	0.001524840	0.78
LEASE MAINTENANCE	K&S OILFIELD SUPPLIES LLC	601.67	0.001524840	0.92



## MEWBOURNE OIL COMPANY

TOM M RAGSDALE  
400 N SAM HOUSTON PARKWAY EAST  
SUITE 601  
HOUSTON, TX 77060

**INVOICE NO.:** 202003-15084  
**INVOICE DATE:** 3-31-2020  
**OWNER:** 035904-1  
**BILLING FOR:** March 2020

REFERENCE/DESCRIPTION OF CHARGES		GROSS CHARGES	WORKING INTEREST	NET CHARGE
LEASE MAINTENANCE	K&S OILFIELD SUPPLIES LLC	473.61	0.001524840	0.72
LEASE MAINTENANCE	K&S OILFIELD SUPPLIES LLC	992.70	0.001524840	1.51
LEASE MAINTENANCE	G&A FABRICATION LLC	1,476.08	0.001524840	2.25
LEASE MAINTENANCE	TURNCO ENTERPRISES LLC	71.25	0.001524840	0.11
LEASE MAINTENANCE	TURNCO ENTERPRISES LLC	71.25	0.001524840	0.11
LEASE MAINTENANCE	TURNCO ENTERPRISES LLC	45.00	0.001524840	0.07
LEASE MAINTENANCE	TURNCO ENTERPRISES LLC	95.00	0.001524840	0.14
LEASE MAINTENANCE	TURNCO ENTERPRISES LLC	95.00	0.001524840	0.14
LEASE MAINTENANCE	TURNCO ENTERPRISES LLC	190.00	0.001524840	0.29
LEASE MAINTENANCE	INGRAM PROFESSIONAL SERV	80.60	0.001524840	0.12
LEASE MAINTENANCE	TRINITY OILFIELD SERVICES &	237.37	0.001524840	0.36
LEASE MAINTENANCE	EP&S LLC	120.65	0.001524840	0.18
LEASE MAINTENANCE	EP&S LLC	119.85	0.001524840	0.18
LEASE MAINTENANCE	WILDCAT PUMP & ENGINE REI	481.57	0.001524840	0.73
LEASE MAINTENANCE	WILDCAT PUMP & ENGINE REI	240.80	0.001524840	0.37
LEASE MAINTENANCE	WILDCAT PUMP & ENGINE REI	329.40	0.001524840	0.50
LEASE MAINTENANCE	WILDCAT PUMP & ENGINE REI	322.29	0.001524840	0.49
LEASE MAINTENANCE	WILDCAT PUMP & ENGINE REI	145.32	0.001524840	0.22
LEASE MAINTENANCE	WILDCAT PUMP & ENGINE REI	145.32	0.001524840	0.22
LEASE MAINTENANCE	AY TRUCKING INC	113.01	0.001524840	0.17
LEASE MAINTENANCE	AY TRUCKING INC	177.40	0.001524840	0.27
LEASE MAINTENANCE	MEWBOURNE OIL COMPANY	193.75	0.001524840	0.30
LEASE MAINTENANCE	MEWBOURNE OIL COMPANY	387.50	0.001524840	0.59
MISCELLANEOUS EQUIPMENT RENTAL	MEWBOURNE OIL COMPANY	243.60	0.001524840	0.37
MISCELLANEOUS EQUIPMENT RENTAL	SUNDOWN ENVIRO LLC	10,761.50	0.001524840	16.41
MISCELLANEOUS EQUIPMENT RENTAL	TRINITY OILFIELD SERVICES &	563.48	0.001524840	0.86
OVERHEAD-FIXED RATE	MEWBOURNE OIL COMPANY	837.60	0.001524840	1.28
PUMPING	MEWBOURNE OIL COMPANY	875.00	0.001524840	1.33
PUMPING	MEWBOURNE OIL COMPANY	656.25	0.001524840	1.00
SALT WATER DISPOSAL	OWL SWD OPERATING LLC	6,993.64	0.001524840	10.66
SALT WATER DISPOSAL	OWL SWD OPERATING LLC	5,552.68	0.001524840	8.47
SALT WATER DISPOSAL	NGL WATER SOLUTIONS PERM	32.97	0.001524840	0.05
SALT WATER DISPOSAL	NGL WATER SOLUTIONS PERM	261.11	0.001524840	0.40
SALT WATER DISPOSAL	NGL WATER SOLUTIONS PERM	3,540.84	0.001524840	5.40
SALT WATER DISPOSAL	QATAR LLC	686.24	0.001524840	1.05
SALT WATER DISPOSAL	LIMESTONE BASIN PROPERTIE	365.50	0.001524840	0.56
SITE RESTORATION & EXCAVATION	R360 ENVIRONMENTAL SOLU	122.55	0.001524840	0.19
SITE RESTORATION & EXCAVATION	HALL ENVIRONMENTAL ANAI	44.50	0.001524840	0.07
SITE RESTORATION & EXCAVATION	SUNDANCE SERVICES WEST IT	80.49	0.001524840	0.12
WELL EQUIPMENT-SURFACE	DIVINE WIRELINE SOLUTIONS	7,668.62	0.001524840	11.69
Total Lease Operating Expense Cost		54,668.11		83.33

## MEWBOURNE OIL COMPANY

TOM M RAGSDALE  
400 N SAM HOUSTON PARKWAY EAST  
SUITE 601  
HOUSTON, TX 77060

INVOICE NO.: 202003-15084  
INVOICE DATE: 3-31-2020  
OWNER: 035904-1  
BILLING FOR: March 2020

REFERENCE/DESCRIPTION OF CHARGES		GROSS CHARGES	WORKING INTEREST	NET CHARGE
<b>62907000-30 SUBTOTAL</b>		<b>54,668.11</b>	<b>83.33</b>	
<b>PROPERTY 62907000 TOTAL</b>		<b>57,169.03</b>	<b>87.14</b>	
<b>PROPERTY: 62915000 62915000-20 CREEDENCE 21/16 W0ED ST COM 2H</b>				
<u>Intangible Well Cost</u>				
LOCATION RESTORATION	A-1 SIGN ENGRAVERS INC	42.01	0.006363620	0.27
LOCATION, ROADS, PITS	SES HOLDINGS LLC	4,582.70	0.006363620	29.16
Total Intangible Well Cost Cost		4,624.71		29.43
<u>Equipment Beyond Wellhead</u>				
MISC. VALVES & FITTINGS	TRIPOINT OIL & GAS PRODUC	254.42	0.006363620	1.62
Total Equipment Beyond Wellhead Cost		254.42		1.62
<b>62915000-20 SUBTOTAL</b>		<b>4,879.13</b>	<b>31.05</b>	
<b>PROPERTY: 62915000 62915000-30 CREEDENCE 21/16 W0ED ST COM 2H</b>				
<u>Lease Operating Expense</u>				
COMPANY SUPERVISION	MEWBOURNE OIL COMPANY	625.00	0.006363620	3.98
COMPANY SUPERVISION	MEWBOURNE OIL COMPANY	625.00	0.006363620	3.98
COMPRESSOR MAINTENANCE	G&A FABRICATION LLC	329.85	0.006363620	2.10
COMPRESSOR MAINTENANCE	G&A FABRICATION LLC	145.11	0.006363620	0.92
COMPRESSOR MAINTENANCE	G&A FABRICATION LLC	178.40	0.006363620	1.14
COMPRESSOR MAINTENANCE	G&A FABRICATION LLC	476.15	0.006363620	3.03
COMPRESSOR MAINTENANCE	G&A FABRICATION LLC	239.42	0.006363620	1.52
COMPRESSOR MAINTENANCE	G&A FABRICATION LLC	414.87	0.006363620	2.64
COMPRESSOR MAINTENANCE	G&A FABRICATION LLC	391.56	0.006363620	2.49
COMPRESSOR MAINTENANCE	G&A FABRICATION LLC	214.12	0.006363620	1.36
COMPRESSOR MAINTENANCE	G&A FABRICATION LLC	176.01	0.006363620	1.12
COMPRESSOR MAINTENANCE	BRYAN SERVICE AND SUPPLY	187.59	0.006363620	1.19
COMPRESSOR MAINTENANCE	BRYAN SERVICE AND SUPPLY	327.03	0.006363620	2.08
COMPRESSOR MAINTENANCE	BRYAN SERVICE AND SUPPLY	398.61	0.006363620	2.54
COMPRESSOR RENTAL/SERVICES	TFH LTD CO	232.32	0.006363620	1.48
COMPRESSOR RENTAL/SERVICES	D&H TRUCKING	1,801.64	0.006363620	11.47
COMPRESSOR RENTAL/SERVICES	D&H TRUCKING	1,801.64	0.006363620	11.47
COMPRESSOR RENTAL/SERVICES	D&H TRUCKING	1,178.80	0.006363620	7.50
COMPRESSOR RENTAL/SERVICES	D&H TRUCKING	1,178.80	0.006363620	7.50
COMPRESSOR RENTAL/SERVICES	MESA NATURAL GAS SOLUTIC	1,560.87	0.006363620	9.93
CONTRACT SUPERVISION	PROPETRO SERVICES INC	948.32	0.006363620	6.03
CONTRACT SUPERVISION	PROPETRO SERVICES INC	889.05	0.006363620	5.66
CONTRACT SUPERVISION	PROPETRO SERVICES INC	889.05	0.006363620	5.66
CONTRACT SUPERVISION	PROPETRO SERVICES INC	889.05	0.006363620	5.66
CONTRACT SUPERVISION	PROPETRO SERVICES INC	889.05	0.006363620	5.66
CONTRACT SUPERVISION	PROPETRO SERVICES INC	59.26	0.006363620	0.38
CONTRACT SUPERVISION	PROPETRO SERVICES INC	59.26	0.006363620	0.38
CONTRACT SUPERVISION	PROPETRO SERVICES INC	59.26	0.006363620	0.38

## MEWBOURNE OIL COMPANY

TOM M RAGSDALE  
400 N SAM HOUSTON PARKWAY EAST  
SUITE 601  
HOUSTON, TX 77060

**INVOICE NO.:** 202003-15084  
**INVOICE DATE:** 3-31-2020  
**OWNER:** 035904-1  
**BILLING FOR:** March 2020

REFERENCE/DESCRIPTION OF CHARGES		GROSS CHARGES	WORKING INTEREST	NET CHARGE
CONTRACT SUPERVISION	PROPETRO SERVICES INC	59.26	0.006363620	0.38
CONTRACT SUPERVISION	TURNCO ENTERPRISES LLC	6,300.00	0.006363620	40.09
CONTRACT SUPERVISION	TURNCO ENTERPRISES LLC	3,412.49	0.006363620	21.72
CONTRACT SUPERVISION	TURNCO ENTERPRISES LLC	3,432.50	0.006363620	21.84
FUEL, POWER & ELECTRICAL	SHV ENERGY USA LLC	119.19	0.006363620	0.76
FUEL, POWER & ELECTRICAL	SHV ENERGY USA LLC	79.46	0.006363620	0.51
FUEL, POWER & ELECTRICAL	SHV ENERGY USA LLC	166.90	0.006363620	1.06
FUEL, POWER & ELECTRICAL	SHV ENERGY USA LLC	180.17	0.006363620	1.15
FUEL, POWER & ELECTRICAL	SHV ENERGY USA LLC	127.72	0.006363620	0.81
FUEL, POWER & ELECTRICAL	SHV ENERGY USA LLC	221.70	0.006363620	1.41
LEASE MAINTENANCE	AMERICAN MILLENNIUM COR	22.68	0.006363620	0.14
LEASE MAINTENANCE	KEYSTONE PUMP & SUPPLY LI	225.96	0.006363620	1.44
LEASE MAINTENANCE	KEYSTONE PUMP & SUPPLY LI	68.57	0.006363620	0.44
LEASE MAINTENANCE	KEYSTONE PUMP & SUPPLY LI	1,142.55	0.006363620	7.27
LEASE MAINTENANCE	K&S OILFIELD SUPPLIES LLC	439.39	0.006363620	2.80
LEASE MAINTENANCE	STANDARD OIL FIELD SUPPLY	55.77	0.006363620	0.35
LEASE MAINTENANCE	STANDARD OIL FIELD SUPPLY	129.83	0.006363620	0.83
LEASE MAINTENANCE	STANDARD OIL FIELD SUPPLY	4.91	0.006363620	0.03
LEASE MAINTENANCE	SHV ENERGY USA LLC	150.32	0.006363620	0.96
LEASE MAINTENANCE	PRESTIGE EQUIPMENT RENTA	412.25	0.006363620	2.62
LEASE MAINTENANCE	VAPROX LLC	356.26	0.006363620	2.27
LEASE MAINTENANCE	TURNCO ENTERPRISES LLC	105.00	0.006363620	0.67
LEASE MAINTENANCE	D&H TRUCKING	232.48	0.006363620	1.48
LEASE MAINTENANCE	D&H TRUCKING	1,178.81	0.006363620	7.50
LEASE MAINTENANCE	TRINITY OILFIELD SERVICES &	103.31	0.006363620	0.66
LEASE MAINTENANCE	TRINITY OILFIELD SERVICES &	516.55	0.006363620	3.29
LEASE MAINTENANCE	TRINITY OILFIELD SERVICES &	93.75	0.006363620	0.60
LEASE MAINTENANCE	TRINITY OILFIELD SERVICES &	100.37	0.006363620	0.64
LEASE MAINTENANCE	TRINITY OILFIELD SERVICES &	275.49	0.006363620	1.75
LEASE MAINTENANCE	TRINITY OILFIELD SERVICES &	206.61	0.006363620	1.31
LEASE MAINTENANCE	TRINITY OILFIELD SERVICES &	326.49	0.006363620	2.08
LEASE MAINTENANCE	TRINITY OILFIELD SERVICES &	206.61	0.006363620	1.31
LEASE MAINTENANCE	TRINITY OILFIELD SERVICES &	188.75	0.006363620	1.20
LEASE MAINTENANCE	TRINITY OILFIELD SERVICES &	516.55	0.006363620	3.29
LEASE MAINTENANCE	TRINITY OILFIELD SERVICES &	68.87	0.006363620	0.44
LEASE MAINTENANCE	TRINITY OILFIELD SERVICES &	103.31	0.006363620	0.66
LEASE MAINTENANCE	TRINITY OILFIELD SERVICES &	1,854.27	0.006363620	11.80
LEASE MAINTENANCE	QATAR LLC	141.29	0.006363620	0.90
LEASE MAINTENANCE	QATAR LLC	60.55	0.006363620	0.39
LEASE MAINTENANCE	QATAR LLC	60.55	0.006363620	0.39
LEASE MAINTENANCE	QATAR LLC	171.57	0.006363620	1.09
LEASE MAINTENANCE	QATAR LLC	141.29	0.006363620	0.90

## MEWBOURNE OIL COMPANY

Page 84

TOM M RAGSDALE  
400 N SAM HOUSTON PARKWAY EAST  
SUITE 601  
HOUSTON, TX 77060

INVOICE NO.: 202003-15084  
INVOICE DATE: 3-31-2020  
OWNER: 035904-1  
BILLING FOR: March 2020

REFERENCE/DESCRIPTION OF CHARGES		GROSS CHARGES	WORKING INTEREST	NET CHARGE
LEASE MAINTENANCE	QATAR LLC	161.47	0.006363620	1.03
LEASE MAINTENANCE	QATAR LLC	60.55	0.006363620	0.39
LEASE MAINTENANCE	QATAR LLC	70.65	0.006363620	0.45
LEASE MAINTENANCE	TANKLOGIX LLC	149.95	0.006363620	0.96
LEASE MAINTENANCE	MEWBOURNE OIL COMPANY	775.00	0.006363620	4.93
LEASE MAINTENANCE	MEWBOURNE OIL COMPANY	387.50	0.006363620	2.47
LEASE MAINTENANCE	MEWBOURNE OIL COMPANY	387.50	0.006363620	2.47
LEASE MAINTENANCE	SARGE TRUCKING SERVICES, I	125.94	0.006363620	0.80
MISCELLANEOUS EQUIPMENT RENTAL	MEWBOURNE OIL COMPANY	5,800.00	0.006363620	36.91
OVERHEAD-FIXED RATE	MEWBOURNE OIL COMPANY	837.60	0.006363620	5.33
PROFESSIONAL SERVICES	JET LABORATORIES INC	300.93	0.006363620	1.92
PUMPING	MEWBOURNE OIL COMPANY	875.00	0.006363620	5.57
PUMPING	MEWBOURNE OIL COMPANY	656.25	0.006363620	4.18
SALT WATER DISPOSAL	MEWBOURNE OIL COMPANY	79,862.56	0.006363620	508.22
Total Lease Operating Expense Cost		131,376.34		836.11
<b>62915000-30 SUBTOTAL</b>		<b>131,376.34</b>	<b>836.11</b>	
<b>PROPERTY 62915000 TOTAL</b>		<b>136,255.47</b>	<b>867.16</b>	
<b>62915000PREPAYMENTS</b>				<b>-867.16</b>
<b>PROPERTY: 62916000 62916000-20 CREEDENCE 21/16 W1ED ST COM 1H</b>				
<u>Intangible Well Cost</u>				
LOCATION RESTORATION	A-1 SIGN ENGRAVERS INC	42.00	0.006363620	0.27
LOCATION, ROADS, PITS	SES HOLDINGS LLC	4,582.69	0.006363620	29.16
Total Intangible Well Cost Cost		4,624.69		29.43
<u>Equipment Beyond Wellhead</u>				
MISC. VALVES & FITTINGS	TRIPOINT OIL & GAS PRODUC	254.43	0.006363620	1.62
Total Equipment Beyond Wellhead Cost		254.43		1.62
<b>62916000-20 SUBTOTAL</b>		<b>4,879.12</b>	<b>31.05</b>	
<b>PROPERTY: 62916000 62916000-30 CREEDENCE 21/16 W1ED ST COM 1H</b>				
<u>Lease Operating Expense</u>				
COMPANY SUPERVISION	MEWBOURNE OIL COMPANY	625.00	0.006363620	3.98
COMPANY SUPERVISION	MEWBOURNE OIL COMPANY	625.00	0.006363620	3.98
COMPRESSOR MAINTENANCE	G&A FABRICATION LLC	329.79	0.006363620	2.10
COMPRESSOR MAINTENANCE	G&A FABRICATION LLC	145.09	0.006363620	0.92
COMPRESSOR MAINTENANCE	G&A FABRICATION LLC	178.40	0.006363620	1.14
COMPRESSOR MAINTENANCE	G&A FABRICATION LLC	476.11	0.006363620	3.03
COMPRESSOR MAINTENANCE	G&A FABRICATION LLC	239.40	0.006363620	1.52
COMPRESSOR MAINTENANCE	G&A FABRICATION LLC	414.85	0.006363620	2.64
COMPRESSOR MAINTENANCE	G&A FABRICATION LLC	391.56	0.006363620	2.49
COMPRESSOR MAINTENANCE	G&A FABRICATION LLC	214.08	0.006363620	1.36
COMPRESSOR MAINTENANCE	G&A FABRICATION LLC	175.97	0.006363620	1.12

## MEWBOURNE OIL COMPANY

TOM M RAGSDALE  
400 N SAM HOUSTON PARKWAY EAST  
SUITE 601  
HOUSTON, TX 77060

**INVOICE NO.:** 202003-15084  
**INVOICE DATE:** 3-31-2020  
**OWNER:** 035904-1  
**BILLING FOR:** March 2020

REFERENCE/DESCRIPTION OF CHARGES		GROSS CHARGES	WORKING INTEREST	NET CHARGE
COMPRESSOR MAINTENANCE	BRYAN SERVICE AND SUPPLY	187.57	0.006363620	1.19
COMPRESSOR MAINTENANCE	BRYAN SERVICE AND SUPPLY	327.03	0.006363620	2.08
COMPRESSOR MAINTENANCE	BRYAN SERVICE AND SUPPLY	398.61	0.006363620	2.54
COMPRESSOR RENTAL/SERVICES	TFH LTD CO	232.31	0.006363620	1.48
COMPRESSOR RENTAL/SERVICES	D&H TRUCKING	1,801.66	0.006363620	11.47
COMPRESSOR RENTAL/SERVICES	D&H TRUCKING	1,801.66	0.006363620	11.47
COMPRESSOR RENTAL/SERVICES	D&H TRUCKING	1,178.81	0.006363620	7.50
COMPRESSOR RENTAL/SERVICES	D&H TRUCKING	1,178.81	0.006363620	7.50
COMPRESSOR RENTAL/SERVICES	MESA NATURAL GAS Solutic	1,560.86	0.006363620	9.93
CONTRACT SUPERVISION	PROPETRO SERVICES INC	948.33	0.006363620	6.03
CONTRACT SUPERVISION	PROPETRO SERVICES INC	889.07	0.006363620	5.66
CONTRACT SUPERVISION	PROPETRO SERVICES INC	889.07	0.006363620	5.66
CONTRACT SUPERVISION	PROPETRO SERVICES INC	889.07	0.006363620	5.66
CONTRACT SUPERVISION	PROPETRO SERVICES INC	889.07	0.006363620	5.66
CONTRACT SUPERVISION	PROPETRO SERVICES INC	59.28	0.006363620	0.38
CONTRACT SUPERVISION	PROPETRO SERVICES INC	59.28	0.006363620	0.38
CONTRACT SUPERVISION	PROPETRO SERVICES INC	59.28	0.006363620	0.38
CONTRACT SUPERVISION	PROPETRO SERVICES INC	59.28	0.006363620	0.38
CONTRACT SUPERVISION	TURNCO ENTERPRISES LLC	6,300.00	0.006363620	40.09
CONTRACT SUPERVISION	TURNCO ENTERPRISES LLC	3,412.51	0.006363620	21.72
CONTRACT SUPERVISION	TURNCO ENTERPRISES LLC	3,432.50	0.006363620	21.84
FUEL, POWER & ELECTRICAL	SHV ENERGY USA LLC	119.21	0.006363620	0.76
FUEL, POWER & ELECTRICAL	SHV ENERGY USA LLC	79.47	0.006363620	0.51
FUEL, POWER & ELECTRICAL	SHV ENERGY USA LLC	166.93	0.006363620	1.06
FUEL, POWER & ELECTRICAL	SHV ENERGY USA LLC	180.21	0.006363620	1.15
FUEL, POWER & ELECTRICAL	SHV ENERGY USA LLC	127.76	0.006363620	0.81
FUEL, POWER & ELECTRICAL	SHV ENERGY USA LLC	221.72	0.006363620	1.41
LEASE MAINTENANCE	AMERICAN MILLENNIUM COR	22.69	0.006363620	0.14
LEASE MAINTENANCE	KEYSTONE PUMP & SUPPLY LI	225.96	0.006363620	1.44
LEASE MAINTENANCE	KEYSTONE PUMP & SUPPLY LI	68.58	0.006363620	0.44
LEASE MAINTENANCE	KEYSTONE PUMP & SUPPLY LI	1,142.57	0.006363620	7.27
LEASE MAINTENANCE	K&S OILFIELD SUPPLIES LLC	439.24	0.006363620	2.79
LEASE MAINTENANCE	STANDARD OIL FIELD SUPPLY	55.90	0.006363620	0.36
LEASE MAINTENANCE	STANDARD OIL FIELD SUPPLY	129.71	0.006363620	0.83
LEASE MAINTENANCE	STANDARD OIL FIELD SUPPLY	4.92	0.006363620	0.03
LEASE MAINTENANCE	SHV ENERGY USA LLC	150.35	0.006363620	0.96
LEASE MAINTENANCE	PRESTIGE EQUIPMENT RENTA	412.25	0.006363620	2.62
LEASE MAINTENANCE	VAPROX LLC	356.25	0.006363620	2.27
LEASE MAINTENANCE	TURNCO ENTERPRISES LLC	105.00	0.006363620	0.67
LEASE MAINTENANCE	D&H TRUCKING	232.46	0.006363620	1.48
LEASE MAINTENANCE	D&H TRUCKING	1,178.80	0.006363620	7.50
LEASE MAINTENANCE	TRINITY OILFIELD SERVICES &	103.31	0.006363620	0.66



## MEWBOURNE OIL COMPANY

TOM M RAGSDALE  
400 N SAM HOUSTON PARKWAY EAST  
SUITE 601  
HOUSTON, TX 77060

INVOICE NO.: 202003-15084  
INVOICE DATE: 3-31-2020  
OWNER: 035904-1  
BILLING FOR: March 2020

REFERENCE/DESCRIPTION OF CHARGES		GROSS CHARGES	WORKING INTEREST	NET CHARGE
LEASE MAINTENANCE	TRINITY OILFIELD SERVICES &	516.54	0.006363620	3.29
LEASE MAINTENANCE	TRINITY OILFIELD SERVICES &	93.71	0.006363620	0.60
LEASE MAINTENANCE	TRINITY OILFIELD SERVICES &	100.33	0.006363620	0.64
LEASE MAINTENANCE	TRINITY OILFIELD SERVICES &	275.50	0.006363620	1.75
LEASE MAINTENANCE	TRINITY OILFIELD SERVICES &	206.62	0.006363620	1.31
LEASE MAINTENANCE	TRINITY OILFIELD SERVICES &	326.48	0.006363620	2.08
LEASE MAINTENANCE	TRINITY OILFIELD SERVICES &	206.62	0.006363620	1.31
LEASE MAINTENANCE	TRINITY OILFIELD SERVICES &	188.73	0.006363620	1.20
LEASE MAINTENANCE	TRINITY OILFIELD SERVICES &	516.54	0.006363620	3.29
LEASE MAINTENANCE	TRINITY OILFIELD SERVICES &	68.88	0.006363620	0.44
LEASE MAINTENANCE	TRINITY OILFIELD SERVICES &	103.31	0.006363620	0.66
LEASE MAINTENANCE	TRINITY OILFIELD SERVICES &	1,854.27	0.006363620	11.80
LEASE MAINTENANCE	QATAR LLC	141.28	0.006363620	0.90
LEASE MAINTENANCE	QATAR LLC	60.55	0.006363620	0.39
LEASE MAINTENANCE	QATAR LLC	60.55	0.006363620	0.39
LEASE MAINTENANCE	QATAR LLC	171.55	0.006363620	1.09
LEASE MAINTENANCE	QATAR LLC	141.28	0.006363620	0.90
LEASE MAINTENANCE	QATAR LLC	161.46	0.006363620	1.03
LEASE MAINTENANCE	QATAR LLC	60.55	0.006363620	0.39
LEASE MAINTENANCE	QATAR LLC	70.63	0.006363620	0.45
LEASE MAINTENANCE	TANKLOGIX LLC	149.95	0.006363620	0.96
LEASE MAINTENANCE	MEWBOURNE OIL COMPANY	1,550.00	0.006363620	9.86
LEASE MAINTENANCE	SARGE TRUCKING SERVICES, I	125.95	0.006363620	0.80
MISCELLANEOUS EQUIPMENT RENTAL	MEWBOURNE OIL COMPANY	5,800.00	0.006363620	36.91
OVERHEAD-FIXED RATE	MEWBOURNE OIL COMPANY	837.60	0.006363620	5.33
PROFESSIONAL SERVICES	JET LABORATORIES INC	401.31	0.006363620	2.55
PUMPING	MEWBOURNE OIL COMPANY	875.00	0.006363620	5.57
PUMPING	MEWBOURNE OIL COMPANY	656.25	0.006363620	4.18
SALT WATER DISPOSAL	MEWBOURNE OIL COMPANY	85,268.44	0.006363620	542.62
Total Lease Operating Expense Cost		136,882.48		871.13
<b>62916000-30 SUBTOTAL</b>		<b>136,882.48</b>	<b>871.13</b>	
<b>PROPERTY 62916000 TOTAL</b>		<b>141,761.60</b>	<b>902.18</b>	
<b>62916000PREPAYMENTS</b>				<b>-902.18</b>
<b>PROPERTY: 62958000 62958000-20 GAZELLE 22 B3MD FED COM 1H</b>				
<u>Equipment Beyond Wellhead</u>				
ELECTRICAL INSTALLATIONS	INGRAM PROFESSIONAL SERV	19.35	0.195498190	3.78
ELECTRICAL INSTALLATIONS	INGRAM PROFESSIONAL SERV	799.11	0.195498190	156.22
Total Equipment Beyond Wellhead Cost		818.46		160.00
<b>62958000-20 SUBTOTAL</b>		<b>818.46</b>	<b>160.00</b>	
<b>PROPERTY: 62958000 62958000-30 GAZELLE 22 B3MD FED COM 1H</b>				

## MEWBOURNE OIL COMPANY

TOM M RAGSDALE  
400 N SAM HOUSTON PARKWAY EAST  
SUITE 601  
HOUSTON, TX 77060

**INVOICE NO.:** 202003-15084  
**INVOICE DATE:** 3-31-2020  
**OWNER:** 035904-1  
**BILLING FOR:** March 2020

REFERENCE/DESCRIPTION OF CHARGES		GROSS CHARGES	WORKING INTEREST	NET CHARGE
<u>Lease Operating Expense</u>				
CHEMICALS-WATER TREATING	IMPERATIVE CHEMICAL PART	118.95	0.195498190	23.25
CHEMICALS-WATER TREATING	IMPERATIVE CHEMICAL PART	232.25	0.195498190	45.40
CHEMICALS-WATER TREATING	IMPERATIVE CHEMICAL PART	118.95	0.195498190	23.25
COMPANY SUPERVISION	MEWBOURNE OIL COMPANY	1,250.00	0.195498190	244.38
COMPRESSOR MAINTENANCE	G&A FABRICATION LLC	144.93	0.195498190	28.33
COMPRESSOR MAINTENANCE	G&A FABRICATION LLC	92.94	0.195498190	18.16
COMPRESSOR MAINTENANCE	G&A FABRICATION LLC	230.76	0.195498190	45.11
COMPRESSOR MAINTENANCE	G&A FABRICATION LLC	114.68	0.195498190	22.42
COMPRESSOR MAINTENANCE	G&A FABRICATION LLC	163.95	0.195498190	32.05
COMPRESSOR RENTAL/SERVICES	R360 ENVIRONMENTAL SOLUT	273.46	0.195498190	53.46
COMPRESSOR RENTAL/SERVICES	BASELINE ENERGY SERVICES	51.36	0.195498190	10.04
CONTRACT SUPERVISION	PACE OILFIELD SERVICES INC	291.50	0.195498190	56.99
CONTRACT SUPERVISION	PACE OILFIELD SERVICES INC	291.50	0.195498190	56.99
CONTRACT SUPERVISION	PACE OILFIELD SERVICES INC	291.50	0.195498190	56.99
CONTRACT SUPERVISION	PACE OILFIELD SERVICES INC	291.50	0.195498190	56.99
CONTRACT SUPERVISION	PACE OILFIELD SERVICES INC	43.41	0.195498190	8.49
FUEL, POWER & ELECTRICAL	XCEL ENERGY	440.41	0.195498190	86.10
FUEL, POWER & ELECTRICAL	XCEL ENERGY	291.89	0.195498190	57.06
FUEL, POWER & ELECTRICAL	PILOT THOMAS LOGISTICS LL	29.64	0.195498190	5.79
FUEL, POWER & ELECTRICAL	PILOT THOMAS LOGISTICS LL	27.49	0.195498190	5.38
FUEL, POWER & ELECTRICAL	PILOT THOMAS LOGISTICS LL	107.82	0.195498190	21.08
FUEL, POWER & ELECTRICAL	PILOT THOMAS LOGISTICS LL	32.59	0.195498190	6.37
LEASE MAINTENANCE	CUSTOM WELDING OF HOBBS	909.58	0.195498190	177.83
LEASE MAINTENANCE	BAKER HUGHES OILFIELD	511.07	0.195498190	99.92
LEASE MAINTENANCE	AMERICAN MILLENNIUM COR	14.92	0.195498190	2.92
LEASE MAINTENANCE	7B ROUSTABOUT LLC	65.00	0.195498190	12.71
LEASE MAINTENANCE	7B ROUSTABOUT LLC	357.50	0.195498190	69.89
LEASE MAINTENANCE	7B ROUSTABOUT LLC	162.50	0.195498190	31.77
LEASE MAINTENANCE	7B ROUSTABOUT LLC	162.50	0.195498190	31.77
LEASE MAINTENANCE	K&S OILFIELD SUPPLIES LLC	64.81	0.195498190	12.67
LEASE MAINTENANCE	K&S OILFIELD SUPPLIES LLC	512.01	0.195498190	100.10
LEASE MAINTENANCE	K&S OILFIELD SUPPLIES LLC	601.90	0.195498190	117.67
LEASE MAINTENANCE	K&S OILFIELD SUPPLIES LLC	992.64	0.195498190	194.06
LEASE MAINTENANCE	G&A FABRICATION LLC	1,476.10	0.195498190	288.57
LEASE MAINTENANCE	TURNCO ENTERPRISES LLC	71.25	0.195498190	13.93
LEASE MAINTENANCE	TURNCO ENTERPRISES LLC	71.25	0.195498190	13.93
LEASE MAINTENANCE	TURNCO ENTERPRISES LLC	45.00	0.195498190	8.80
LEASE MAINTENANCE	TURNCO ENTERPRISES LLC	95.00	0.195498190	18.57
LEASE MAINTENANCE	TURNCO ENTERPRISES LLC	95.00	0.195498190	18.57
LEASE MAINTENANCE	TURNCO ENTERPRISES LLC	190.00	0.195498190	37.14
LEASE MAINTENANCE	INGRAM PROFESSIONAL SERV	80.59	0.195498190	15.76

## MEWBOURNE OIL COMPANY

TOM M RAGSDALE  
400 N SAM HOUSTON PARKWAY EAST  
SUITE 601  
HOUSTON, TX 77060

INVOICE NO.: 202003-15084  
INVOICE DATE: 3-31-2020  
OWNER: 035904-1  
BILLING FOR: March 2020

REFERENCE/DESCRIPTION OF CHARGES		GROSS CHARGES	WORKING INTEREST	NET CHARGE
LEASE MAINTENANCE	TRINITY OILFIELD SERVICES &	237.38	0.195498190	46.41
LEASE MAINTENANCE	EP&S LLC	6.09	0.195498190	1.19
LEASE MAINTENANCE	EP&S LLC	120.65	0.195498190	23.59
LEASE MAINTENANCE	EP&S LLC	37.27	0.195498190	7.29
LEASE MAINTENANCE	EP&S LLC	119.85	0.195498190	23.42
LEASE MAINTENANCE	WILDCAT PUMP & ENGINE REI	481.55	0.195498190	94.14
LEASE MAINTENANCE	WILDCAT PUMP & ENGINE REI	240.80	0.195498190	47.08
LEASE MAINTENANCE	WILDCAT PUMP & ENGINE REI	329.37	0.195498190	64.40
LEASE MAINTENANCE	WILDCAT PUMP & ENGINE REI	322.28	0.195498190	63.01
LEASE MAINTENANCE	WILDCAT PUMP & ENGINE REI	145.32	0.195498190	28.41
LEASE MAINTENANCE	WILDCAT PUMP & ENGINE REI	145.32	0.195498190	28.41
LEASE MAINTENANCE	AY TRUCKING INC	113.01	0.195498190	22.09
LEASE MAINTENANCE	AY TRUCKING INC	177.40	0.195498190	34.68
LEASE MAINTENANCE	MEWBOURNE OIL COMPANY	193.75	0.195498190	37.88
MISCELLANEOUS EQUIPMENT RENTAL	MEWBOURNE OIL COMPANY	243.60	0.195498190	47.62
MISCELLANEOUS EQUIPMENT RENTAL	TRINITY OILFIELD SERVICES &	217.12	0.195498190	42.45
MISCELLANEOUS EQUIPMENT RENTAL	TRINITY OILFIELD SERVICES &	64.91	0.195498190	12.69
OVERHEAD-FIXED RATE	MEWBOURNE OIL COMPANY	837.60	0.195498190	163.75
PROFESSIONAL SERVICES	JET LABORATORIES INC	391.96	0.195498190	76.63
PUMPING	MEWBOURNE OIL COMPANY	875.00	0.195498190	171.06
PUMPING	MEWBOURNE OIL COMPANY	656.25	0.195498190	128.30
SALT WATER DISPOSAL	OWL SWD OPERATING LLC	2,262.85	0.195498190	442.38
SALT WATER DISPOSAL	OWL SWD OPERATING LLC	2,156.50	0.195498190	421.59
SALT WATER DISPOSAL	NGL WATER SOLUTIONS PERM	32.97	0.195498190	6.45
SALT WATER DISPOSAL	NGL WATER SOLUTIONS PERM	189.90	0.195498190	37.12
SALT WATER DISPOSAL	NGL WATER SOLUTIONS PERM	1,364.36	0.195498190	266.73
SALT WATER DISPOSAL	LIMESTONE BASIN PROPERTIE	141.95	0.195498190	27.75
SITE RESTORATION & EXCAVATION	R360 ENVIRONMENTAL SOLUT	40.10	0.195498190	7.84
SITE RESTORATION & EXCAVATION	HALL ENVIRONMENTAL ANAI	14.56	0.195498190	2.85
SITE RESTORATION & EXCAVATION	SUNDANCE SERVICES WEST I	80.49	0.195498190	15.73
Total Lease Operating Expense Cost		23,650.26		4,623.60
<b>62958000-30 SUBTOTAL</b>		<b>23,650.26</b>		<b>4,623.60</b>
<b>PROPERTY 62958000 TOTAL</b>		<b>24,468.72</b>		<b>4,783.60</b>
<b>PROPERTY: 62959000 62959000-20 GAZELLE 22 B3NC FED COM 1H</b>				
<u>Intangible Well Cost</u>				
TRANSPORTATION	DIVINE WIRELINE SOLUTIONS	470.19	0.001524840	0.72
Total Intangible Well Cost Cost		470.19		0.72
<u>Equipment Beyond Wellhead</u>				
ELECTRICAL INSTALLATIONS	INGRAM PROFESSIONAL SERV	52.15	0.001524840	0.08
ELECTRICAL INSTALLATIONS	INGRAM PROFESSIONAL SERV	2,153.20	0.001524840	3.28
Total Equipment Beyond Wellhead Cost		2,205.35		3.36

## MEWBOURNE OIL COMPANY

TOM M RAGSDALE  
400 N SAM HOUSTON PARKWAY EAST  
SUITE 601  
HOUSTON, TX 77060

INVOICE NO.: 202003-15084

INVOICE DATE: 3-31-2020

OWNER: 035904-1

BILLING FOR: March 2020

REFERENCE/DESCRIPTION OF CHARGES		GROSS CHARGES	WORKING INTEREST	NET CHARGE
<b>62959000-20 SUBTOTAL</b>		<b>2,675.54</b>	<b>4.08</b>	
<b>PROPERTY: 62959000 62959000-30 GAZELLE 22 B3NC FED COM 1H</b>				
<u>Lease Operating Expense</u>				
CHEMICALS-WATER TREATING	IMPERATIVE CHEMICAL PART	118.95	0.001524840	0.18
CHEMICALS-WATER TREATING	IMPERATIVE CHEMICAL PART	232.25	0.001524840	0.35
CHEMICALS-WATER TREATING	IMPERATIVE CHEMICAL PART	118.95	0.001524840	0.18
COMPANY SUPERVISION	MEWBOURNE OIL COMPANY	1,250.00	0.001524840	1.91
COMPANY SUPERVISION	MEWBOURNE OIL COMPANY	625.00	0.001524840	0.95
COMPRESSOR MAINTENANCE	G&A FABRICATION LLC	144.93	0.001524840	0.22
COMPRESSOR MAINTENANCE	G&A FABRICATION LLC	92.88	0.001524840	0.14
COMPRESSOR MAINTENANCE	G&A FABRICATION LLC	230.68	0.001524840	0.35
COMPRESSOR MAINTENANCE	G&A FABRICATION LLC	114.60	0.001524840	0.17
COMPRESSOR MAINTENANCE	G&A FABRICATION LLC	163.88	0.001524840	0.25
COMPRESSOR RENTAL/SERVICES	R360 ENVIRONMENTAL SOLUT	736.82	0.001524840	1.12
COMPRESSOR RENTAL/SERVICES	BASELINE ENERGY SERVICES	130.82	0.001524840	0.20
FUEL, POWER & ELECTRICAL	PILOT THOMAS LOGISTICS LL	79.85	0.001524840	0.12
FUEL, POWER & ELECTRICAL	PILOT THOMAS LOGISTICS LL	74.04	0.001524840	0.11
FUEL, POWER & ELECTRICAL	PILOT THOMAS LOGISTICS LL	274.66	0.001524840	0.42
FUEL, POWER & ELECTRICAL	PILOT THOMAS LOGISTICS LL	83.02	0.001524840	0.13
LEASE MAINTENANCE	CUSTOM WELDING OF HOBBS	909.53	0.001524840	1.39
LEASE MAINTENANCE	BAKER HUGHES OILFIELD	1,302.03	0.001524840	1.99
LEASE MAINTENANCE	AMERICAN MILLENNIUM COR	14.92	0.001524840	0.02
LEASE MAINTENANCE	7B ROUSTABOUT LLC	65.00	0.001524840	0.10
LEASE MAINTENANCE	7B ROUSTABOUT LLC	357.50	0.001524840	0.55
LEASE MAINTENANCE	7B ROUSTABOUT LLC	162.50	0.001524840	0.25
LEASE MAINTENANCE	7B ROUSTABOUT LLC	162.50	0.001524840	0.25
LEASE MAINTENANCE	K&S OILFIELD SUPPLIES LLC	64.92	0.001524840	0.10
LEASE MAINTENANCE	K&S OILFIELD SUPPLIES LLC	511.98	0.001524840	0.78
LEASE MAINTENANCE	K&S OILFIELD SUPPLIES LLC	601.59	0.001524840	0.92
LEASE MAINTENANCE	K&S OILFIELD SUPPLIES LLC	992.52	0.001524840	1.51
LEASE MAINTENANCE	G&A FABRICATION LLC	1,476.08	0.001524840	2.25
LEASE MAINTENANCE	TURNCO ENTERPRISES LLC	71.25	0.001524840	0.11
LEASE MAINTENANCE	TURNCO ENTERPRISES LLC	71.25	0.001524840	0.11
LEASE MAINTENANCE	TURNCO ENTERPRISES LLC	45.00	0.001524840	0.07
LEASE MAINTENANCE	TURNCO ENTERPRISES LLC	95.00	0.001524840	0.14
LEASE MAINTENANCE	TURNCO ENTERPRISES LLC	95.00	0.001524840	0.14
LEASE MAINTENANCE	TURNCO ENTERPRISES LLC	190.00	0.001524840	0.29
LEASE MAINTENANCE	INGRAM PROFESSIONAL SERV	80.56	0.001524840	0.12
LEASE MAINTENANCE	TRINITY OILFIELD SERVICES &	237.37	0.001524840	0.36
LEASE MAINTENANCE	EP&S LLC	120.64	0.001524840	0.18
LEASE MAINTENANCE	EP&S LLC	119.83	0.001524840	0.18

## MEWBOURNE OIL COMPANY

TOM M RAGSDALE  
400 N SAM HOUSTON PARKWAY EAST  
SUITE 601  
HOUSTON, TX 77060

INVOICE NO.: 202003-15084  
INVOICE DATE: 3-31-2020  
OWNER: 035904-1  
BILLING FOR: March 2020

REFERENCE/DESCRIPTION OF CHARGES		GROSS CHARGES	WORKING INTEREST	NET CHARGE
LEASE MAINTENANCE	WILDCAT PUMP & ENGINE REI	481.55	0.001524840	0.73
LEASE MAINTENANCE	WILDCAT PUMP & ENGINE REI	240.75	0.001524840	0.37
LEASE MAINTENANCE	WILDCAT PUMP & ENGINE REI	329.34	0.001524840	0.50
LEASE MAINTENANCE	WILDCAT PUMP & ENGINE REI	322.26	0.001524840	0.49
LEASE MAINTENANCE	WILDCAT PUMP & ENGINE REI	145.30	0.001524840	0.22
LEASE MAINTENANCE	WILDCAT PUMP & ENGINE REI	145.30	0.001524840	0.22
LEASE MAINTENANCE	AY TRUCKING INC	113.01	0.001524840	0.17
LEASE MAINTENANCE	AY TRUCKING INC	177.39	0.001524840	0.27
LEASE MAINTENANCE	MEWBOURNE OIL COMPANY	193.75	0.001524840	0.30
LEASE MAINTENANCE	MEWBOURNE OIL COMPANY	387.50	0.001524840	0.59
MISCELLANEOUS EQUIPMENT RENTAL	MEWBOURNE OIL COMPANY	243.60	0.001524840	0.37
MISCELLANEOUS EQUIPMENT RENTAL	SUNDOWN ENVIRO LLC	10,761.50	0.001524840	16.41
MISCELLANEOUS EQUIPMENT RENTAL	TRINITY OILFIELD SERVICES &	553.15	0.001524840	0.84
OVERHEAD-FIXED RATE	MEWBOURNE OIL COMPANY	837.60	0.001524840	1.28
PUMPING	MEWBOURNE OIL COMPANY	875.00	0.001524840	1.33
PUMPING	MEWBOURNE OIL COMPANY	656.25	0.001524840	1.00
SALT WATER DISPOSAL	OWL SWD OPERATING LLC	6,071.48	0.001524840	9.26
SALT WATER DISPOSAL	OWL SWD OPERATING LLC	5,105.27	0.001524840	7.78
SALT WATER DISPOSAL	NGL WATER SOLUTIONS PERM	32.97	0.001524840	0.05
SALT WATER DISPOSAL	NGL WATER SOLUTIONS PERM	686.41	0.001524840	1.05
SALT WATER DISPOSAL	NGL WATER SOLUTIONS PERM	3,475.87	0.001524840	5.30
SALT WATER DISPOSAL	QATAR LLC	686.24	0.001524840	1.05
SALT WATER DISPOSAL	LIMESTONE BASIN PROPERTIE	336.04	0.001524840	0.51
SITE RESTORATION & EXCAVATION	R360 ENVIRONMENTAL SOLUT	108.07	0.001524840	0.16
SITE RESTORATION & EXCAVATION	HALL ENVIRONMENTAL ANAI	39.24	0.001524840	0.06
SITE RESTORATION & EXCAVATION	SUNDANCE SERVICES WEST IT	80.48	0.001524840	0.12
Total Lease Operating Expense Cost		45,303.62		69.04
<b>62959000-30 SUBTOTAL</b>		<b>45,303.62</b>	<b>69.04</b>	
<b>PROPERTY 62959000 TOTAL</b>		<b>47,979.16</b>	<b>73.12</b>	
<b>PROPERTY: 72185000 72185000-10 CREEDENCE 21/16 W0FC ST COM 4H</b>				
<u>Intangible Well Cost</u>				
COMPANY SUPERVISION	MEWBOURNE OIL COMPANY	1,250.00	0.006363620	7.95
CONTINGENCIES	DNOW LP	2,484.28	0.006363620	15.81
EQUIPMENT RENTAL	MEWBOURNE OIL COMPANY	18,200.00	0.006363620	115.82
EQUIPMENT RENTAL	OIL PATCH GROUP INC	3,433.05	0.006363620	21.85
INSPECTION & REPAIR SERVICES	WEATHERFORD US LP	269.17	0.006363620	1.71
INTANGIBLE SUPPLIES	SMITH INTERNATIONAL INC	1,948.50	0.006363620	12.40
INTANGIBLE SUPPLIES	D WEBB INDUSTRIES LLC	192.08	0.006363620	1.22
LOCATION RESTORATION	QATAR LLC	3,955.98	0.006363620	25.17
MUD	QATAR LLC	3,342.40	0.006363620	21.27
MUD	QATAR LLC	3,014.08	0.006363620	19.18



## MEWBOURNE OIL COMPANY

Page 91

TOM M RAGSDALE  
400 N SAM HOUSTON PARKWAY EAST  
SUITE 601  
HOUSTON, TX 77060

INVOICE NO.: 202003-15084  
INVOICE DATE: 3-31-2020  
OWNER: 035904-1  
BILLING FOR: March 2020

REFERENCE/DESCRIPTION OF CHARGES		GROSS CHARGES	WORKING INTEREST	NET CHARGE
MUD	QATAR LLC	1,211.02	0.006363620	7.71
MUD	QATAR LLC	3,444.67	0.006363620	21.92
RIG MOBILIZATION	QATAR LLC	3,390.84	0.006363620	21.58
RIG MOBILIZATION	QATAR LLC	2,034.51	0.006363620	12.95
TRANSPORTATION	WILBANKS TRUCKING SERVIC	254.37	0.006363620	1.62
Total Intangible Well Cost Cost		48,424.95		308.16
<u>Tangible Well Cost</u>				
CASING (10.1" - 19.0")	SOONER PIPE LLC	-5,818.40	0.006363620	-37.03
CASING (6.1" - 8.0")	SOONER PIPE LLC	-25,059.88	0.006363620	-159.47
CASING (8.1" - 10.0")	SOONER PIPE LLC	-2,313.65	0.006363620	-14.72
Total Tangible Well Cost Cost		-33,191.93		-211.22
<b>72185000-10 SUBTOTAL</b>		<b>15,233.02</b>	<b>96.94</b>	
<b>PROPERTY: 72185000 72185000-20 CREEDENCE 21/16 W0FC ST COM 4H</b>				
<u>Intangible Well Cost</u>				
INSPECTION & REPAIR SERVICES	HOBBS RENTAL CORPORATIO	2,166.84	0.006363620	13.79
TRANSPORTATION	ENERTECH INDUSTRIES INC	1,460.18	0.006363620	9.29
TRANSPORTATION	VIKING INC	1,095.14	0.006363620	6.97
TRANSPORTATION	VIKING INC	1,095.14	0.006363620	6.97
TRANSPORTATION	VIKING INC	365.04	0.006363620	2.32
TRANSPORTATION	VIKING INC	365.04	0.006363620	2.32
TRANSPORTATION	CD CONSULTING & OPERATIN	2,750.00	0.006363620	17.50
WELDING & CONSTRUCTION	MEWBOURNE OIL COMPANY	193.75	0.006363620	1.23
Total Intangible Well Cost Cost		9,491.13		60.39
<u>Tangible Well Cost</u>				
DOWN HOLE DIRECTIONAL EQUIP	HALLIBURTON ENERGY SERV	110,508.37	0.006363620	703.23
DOWN HOLE DIRECTIONAL EQUIP	HALLIBURTON ENERGY SERV	-10,695.00	0.006363620	-68.06
Total Tangible Well Cost Cost		99,813.37		635.17
<u>Equipment Beyond Wellhead</u>				
HEATER TREATERS, LINE HEATERS	ENERTECH INDUSTRIES INC	13,298.31	0.006363620	84.63
SEPARATION EQUIPMENT	VIKING INC	20,040.49	0.006363620	127.53
SEPARATION EQUIPMENT	VIKING INC	20,040.49	0.006363620	127.53
SEPARATION EQUIPMENT	VIKING INC	14,262.56	0.006363620	90.76
SEPARATION EQUIPMENT	VIKING INC	14,262.56	0.006363620	90.76
Total Equipment Beyond Wellhead Cost		81,904.41		521.21
<b>72185000-20 SUBTOTAL</b>		<b>191,208.91</b>	<b>1,216.77</b>	
<b>PROPERTY 72185000 TOTAL</b>		<b>206,441.93</b>	<b>1,313.71</b>	
<b>72185000PREPAYMENTS</b>				<b>-1,313.71</b>

**PROPERTY: 72186000 72186000-10 CREEDENCE 21/16 W1FC ST COM 3H**

Intangible Well Cost

## MEWBOURNE OIL COMPANY

TOM M RAGSDALE  
400 N SAM HOUSTON PARKWAY EAST  
SUITE 601  
HOUSTON, TX 77060

INVOICE NO.: 202003-15084  
INVOICE DATE: 3-31-2020  
OWNER: 035904-1  
BILLING FOR: March 2020

REFERENCE/DESCRIPTION OF CHARGES		GROSS CHARGES	WORKING INTEREST	NET CHARGE
BITS	ULTERRA DRILLING	9,390.03	0.006363620	59.75
BITS	ULTERRA DRILLING	8,557.19	0.006363620	54.45
BITS	ULTERRA DRILLING	8,557.19	0.006363620	54.45
CASING, TUBING, SNUBBING SERV	BUTCH'S RAT HOLE & ANCHOR	8,368.06	0.006363620	53.25
CASING, TUBING, SNUBBING SERV	T&T ENERGY SERVICES LLC	2,781.41	0.006363620	17.70
COMPANY SUPERVISION	MEWBOURNE OIL COMPANY	2,062.50	0.006363620	13.12
COMPANY SUPERVISION	MEWBOURNE OIL COMPANY	1,562.50	0.006363620	9.94
COMPANY SUPERVISION	MEWBOURNE OIL COMPANY	3,437.50	0.006363620	21.88
COMPANY SUPERVISION	MEWBOURNE OIL COMPANY	1,237.50	0.006363620	7.87
COMPANY SUPERVISION	MEWBOURNE OIL COMPANY	4,812.50	0.006363620	30.62
COMPANY SUPERVISION	MEWBOURNE OIL COMPANY	1,250.00	0.006363620	7.95
COMPANY SUPERVISION	MEWBOURNE OIL COMPANY	1,675.00	0.006363620	10.66
COMPANY SUPERVISION	MEWBOURNE OIL COMPANY	2,975.00	0.006363620	18.93
COMPANY SUPERVISION	MEWBOURNE OIL COMPANY	3,750.00	0.006363620	23.86
COMPANY SUPERVISION	MEWBOURNE OIL COMPANY	13,125.00	0.006363620	83.52
COMPANY SUPERVISION	MEWBOURNE OIL COMPANY	16,875.00	0.006363620	107.39
COMPANY SUPERVISION	MEWBOURNE OIL COMPANY	2,500.00	0.006363620	15.91
CONTINGENCIES	DNOW LP	2,484.30	0.006363620	15.81
CONTRACT SUPERVISION	GSM OILFIELD SERVICES INC	3,544.30	0.006363620	22.55
DIRECTIONAL SERVICES	ALTITUDE ENERGY PARTNER	406,517.40	0.006363620	2,586.92
DIRECTIONAL SERVICES	ALTITUDE ENERGY PARTNER	-38,144.99	0.006363620	-242.74
EQUIPMENT RENTAL	MAN WELDING SERVICE	2,743.00	0.006363620	17.46
EQUIPMENT RENTAL	MAN WELDING SERVICE	1,582.50	0.006363620	10.07
EQUIPMENT RENTAL	MEWBOURNE OIL COMPANY	15,600.00	0.006363620	99.27
EQUIPMENT RENTAL	PASON SYSTEMS USA CORP	20,054.76	0.006363620	127.62
EQUIPMENT RENTAL	AMERICAN SAFETY SERVICES	1,715.54	0.006363620	10.92
EQUIPMENT RENTAL	NATIONAL OILWELL DHT LP	3,814.49	0.006363620	24.27
EQUIPMENT RENTAL	DUKE OILFIELD SERVICES LLC	627.73	0.006363620	3.99
EQUIPMENT RENTAL	MCCULLAR AND SON'S WELDI	555.86	0.006363620	3.54
EQUIPMENT RENTAL	CAMPBELL OILFIELD SERVICE	49,540.16	0.006363620	315.25
EQUIPMENT RENTAL	POWERSAT COMMUNICATION	3,332.55	0.006363620	21.21
EQUIPMENT RENTAL	OIL PATCH GROUP INC	8,298.65	0.006363620	52.81
EQUIPMENT RENTAL	DRILLING TOOLS INTERNATIC	12,238.18	0.006363620	77.88
EQUIPMENT RENTAL	D WEBB INDUSTRIES LLC	4,441.54	0.006363620	28.26
FUEL	FRONK OIL COMPANY INC	14,706.76	0.006363620	93.59
INSPECTION & REPAIR SERVICES	CONNECTION INSPECTION SEI	1,978.38	0.006363620	12.59
INTANGIBLE SUPPLIES	D WEBB INDUSTRIES LLC	192.07	0.006363620	1.22
LOCATION RESTORATION	DUKE OILFIELD SERVICES LLC	3,766.35	0.006363620	23.97
LOCATION RESTORATION	DUKE OILFIELD SERVICES LLC	2,658.60	0.006363620	16.92
LOCATION RESTORATION	R360 ENVIRONMENTAL SOLUT	1,777.68	0.006363620	11.31
LOCATION RESTORATION	R360 ENVIRONMENTAL SOLUT	9,090.00	0.006363620	57.85
LOCATION RESTORATION	QATAR LLC	2,798.79	0.006363620	17.81

## MEWBOURNE OIL COMPANY

TOM M RAGSDALE  
400 N SAM HOUSTON PARKWAY EAST  
SUITE 601  
HOUSTON, TX 77060

INVOICE NO.: 202003-15084  
INVOICE DATE: 3-31-2020  
OWNER: 035904-1  
BILLING FOR: March 2020

REFERENCE/DESCRIPTION OF CHARGES		GROSS CHARGES	WORKING INTEREST	NET CHARGE
LOCATION RESTORATION	QATAR LLC	322.94	0.006363620	2.06
LOCATION RESTORATION	QATAR LLC	1,130.28	0.006363620	7.19
LOCATION RESTORATION	QATAR LLC	4,359.65	0.006363620	27.74
LOCATION RESTORATION	QATAR LLC	2,785.34	0.006363620	17.72
LOCATION RESTORATION	QATAR LLC	3,229.37	0.006363620	20.55
LOCATION RESTORATION	DELAWARE ENERGY LLC	90.06	0.006363620	0.57
LOCATION RESTORATION	MILESTONE ENVIRONMENTAL	775.00	0.006363620	4.93
MUD	ANCHOR DRILLING FLUIDS US	126,737.33	0.006363620	806.51
MUD	QATAR LLC	3,014.08	0.006363620	19.18
MUD	QATAR LLC	4,844.06	0.006363620	30.83
OVERHEAD FIXED RATE	MEWBOURNE OIL COMPANY	4,689.66	0.006363620	29.84
RIG MOBILIZATION	QATAR LLC	3,390.84	0.006363620	21.58
RIG MOBILIZATION	QATAR LLC	2,034.50	0.006363620	12.95
TRANSPORTATION	HUGHES OILFIELD TRANSPOR	682.75	0.006363620	4.34
TRANSPORTATION	HUGHES OILFIELD TRANSPOR	1,967.84	0.006363620	12.52
TRANSPORTATION	TEJAS HOT SHOT SERVICE &	620.00	0.006363620	3.95
TRANSPORTATION	WILBANKS TRUCKING SERVIC	254.36	0.006363620	1.62
TRANSPORTATION	NOVA TRUCKING LLC	1,107.75	0.006363620	7.05
WATER AND OTHER	OIL PATCH GROUP INC	356.02	0.006363620	2.27
WATER AND OTHER	OIL PATCH GROUP INC	559.46	0.006363620	3.56
WATER AND OTHER	QATAR LLC	450.77	0.006363620	2.87
WATER AND OTHER	QATAR LLC	3,565.77	0.006363620	22.69
WATER AND OTHER	QATAR LLC	410.40	0.006363620	2.61
Total Intangible Well Cost Cost		796,209.21		5,066.73
<u>Tangible Well Cost</u>				
CASING (10.1" - 19.0")	SOONER PIPE LLC	22,986.20	0.006363620	146.28
CASING (10.1" - 19.0")	SOONER PIPE LLC	-1,436.85	0.006363620	-9.14
CASING (10.1" - 19.0")	SOONER PIPE LLC	-6,223.94	0.006363620	-39.61
CASING (8.1" - 10.0")	SOONER PIPE LLC	-6,909.74	0.006363620	-43.97
Total Tangible Well Cost Cost		8,415.67		53.56
<b>72186000-10 SUBTOTAL</b>		<b>804,624.88</b>	<b>5,120.29</b>	
<b>PROPERTY: 72186000 72186000-20 CREEDENCE 21/16 W1FC ST COM 3H</b>				
<u>Intangible Well Cost</u>				
CASING, TUBING, SNUBING SERV	BUTCH'S RAT HOLE & ANCHOI	6,537.63	0.006363620	41.60
CASING, TUBING, SNUBING SERV	T&T ENERGY SERVICES LLC	1,986.72	0.006363620	12.64
CONTRACT SUPERVISION	GSM OILFIELD SERVICES INC	4,402.57	0.006363620	28.02
INSPECTION & REPAIR SERVICES	HOBBS RENTAL CORPORATIO	2,511.20	0.006363620	15.98
TRANSPORTATION	ENERTECH INDUSTRIES INC	1,460.19	0.006363620	9.29
TRANSPORTATION	TEJAS HOT SHOT SERVICE &	600.88	0.006363620	3.82
TRANSPORTATION	VIKING INC	1,095.14	0.006363620	6.97
TRANSPORTATION	VIKING INC	1,095.14	0.006363620	6.97

## MEWBOURNE OIL COMPANY

TOM M RAGSDALE  
400 N SAM HOUSTON PARKWAY EAST  
SUITE 601  
HOUSTON, TX 77060

**INVOICE NO.:** 202003-15084  
**INVOICE DATE:** 3-31-2020  
**OWNER:** 035904-1  
**BILLING FOR:** March 2020

REFERENCE/DESCRIPTION OF CHARGES		GROSS CHARGES	WORKING INTEREST	NET CHARGE
TRANSPORTATION	VIKING INC	365.05	0.006363620	2.32
TRANSPORTATION	VIKING INC	365.05	0.006363620	2.32
WELDING & CONSTRUCTION	MEWBOURNE OIL COMPANY	193.75	0.006363620	1.23
Total Intangible Well Cost Cost		20,613.32		131.16
<u>Tangible Well Cost</u>				
CASING (4.1" - 6.0")	SOONER PIPE LLC	2,709.29	0.006363620	17.24
DOWN HOLE DIRECTIONAL EQUIP	BAKER HUGHES OILFIELD	81,310.28	0.006363620	517.43
TUBING HEAD & UPPER SECTION	MAN WELDING SERVICE	2,690.25	0.006363620	17.12
TUBING HEAD & UPPER SECTION	CAMERON INTERNATIONAL	1,755.59	0.006363620	11.17
Total Tangible Well Cost Cost		88,465.41		562.96
<u>Equipment Beyond Wellhead</u>				
HEATER TREATERS, LINE HEATERS	ENERTECH INDUSTRIES INC	13,298.32	0.006363620	84.63
SEPARATION EQUIPMENT	VIKING INC	20,040.52	0.006363620	127.53
SEPARATION EQUIPMENT	VIKING INC	20,040.52	0.006363620	127.53
SEPARATION EQUIPMENT	VIKING INC	14,262.58	0.006363620	90.76
SEPARATION EQUIPMENT	VIKING INC	14,262.58	0.006363620	90.76
Total Equipment Beyond Wellhead Cost		81,904.52		521.21
<b>72186000-20 SUBTOTAL</b>		<b>190,983.25</b>	<b>1,215.33</b>	
<b>PROPERTY 72186000 TOTAL</b>		<b>995,608.13</b>	<b>6,335.62</b>	
<b>72186000PREPAYMENTS</b>				<b>-6,335.62</b>

**MEWBOURNE OIL COMPANY**

MEWBOURNE OIL COMPANY  
P O BOX 7698  
TYLER, TX 75711-7698

SIANA OIL & GAS CO, LLC  
TOM M RAGSDALE  
400 N SAM HOUSTON PKWY EAST, STE 601  
HOUSTON, TX 77060

INVOICE NO.: 202102-15249

INVOICE DATE: 2-28-2021

OWNER: 035904-1

BILLING FOR: February 2021

**BALANCE FORWARD**

21,438.21

CURRENT PERIOD ADJUSTMENT					AMOUNT
NETTING FROM REVENUE					
INVOICE #: 202101-13344 INVOICE DATE: 02/11/2021					-21,438.21
TOTAL CURRENT PERIOD ADJUSTMENT					-21,438.21
CURRENT CHARGES		GROSS	INTEREST	NET	
62390000 - PRONGHORN 15 B3BO FED COM 1H	TIER: 30	35,643.75	0.0683747500	2,437.17	
62391000 - PRONGHORN 15 B3CN FED COM 1H	TIER: 30	18,386.75	0.0683747500	1,257.20	
62392000 - PRONGHORN 15 B3DM FED COM 1H	TIER: 30	16,957.64	0.0683747500	1,159.49	
62774000 - IBEX 10 B3MD FED COM 1H	TIER: 20	-14,420.25	0.0527536400	-760.72	
62774000 - IBEX 10 B3MD FED COM 1H	TIER: 20	14,420.25	0.0519088600	748.54	
62774000 - IBEX 10 B3MD FED COM 1H	TIER: 30	63,381.61	0.0527536400	3,343.59	
62774000 - IBEX 10 B3MD FED COM 1H	TIER: 30	-36,134.04	0.0519088600	-1,875.71	
62775000 - IBEX 10 B3NC FED COM 1H	TIER: 30	74,513.10	0.0527536400	3,930.81	
62775000 - IBEX 10 B3NC FED COM 1H	TIER: 30	-52,148.19	0.0519088600	-2,706.98	
62775000 - IBEX 10 B3NC FED COM 1H	TIER: 9120	14,420.25	0.0519088600	748.54	
62775000 - IBEX 10 B3NC FED COM 1H	TIER: 9220	-14,420.25	0.0527536400	-760.72	
62776000 - IBEX 10 B3OB FED COM 1H	TIER: 20	-14,420.25	0.0322507100	-465.06	
62776000 - IBEX 10 B3OB FED COM 1H	TIER: 30	30,216.52	0.0322507100	974.48	
62776000 - IBEX 10 B3OB FED COM 1H	TIER: 9222	16,575.00	0.0011575100	19.19	
62776000 - IBEX 10 B3OB FED COM 1H	TIER: 9232	45,249.67	0.0011575100	52.41	
62906000 - GAZELLE 22 B2MD FED COM 2H	TIER: 30	32,755.18	0.1969919400	6,452.54	
62915000 - CREEDENCE 21/16 W0ED ST COM 2H	TIER: 20	93,414.50	0.0063636200	594.45	
62915000 - CREEDENCE 21/16 W0ED ST COM 2H	TIER: 30	89,376.24	0.0063636200	568.80	
62916000 - CREEDENCE 21/16 W1ED ST COM 1H	TIER: 20	3,100.66	0.0063636200	19.73	
62916000 - CREEDENCE 21/16 W1ED ST COM 1H	TIER: 30	82,693.84	0.0063636200	526.28	
62948000 - INLAND 26/23 B2PI STATE COM 1H	TIER: 10	2,392,362.22	0.1000000000	239,236.23	
62948000 - INLAND 26/23 B2PI STATE COM 1H	TIER: 20	783,386.17	0.1000000000	78,338.62	
62948000 - INLAND 26/23 B2PI STATE COM 1H	TIER: 30	1,651.00	0.1000000000	165.10	
62958000 - GAZELLE 22 B3MD FED COM 1H	TIER: 30	33,358.06	0.1969919400	6,571.28	
72076000 - INLAND 26/23 B2OJ STATE COM 1H	TIER: 10	2,351,060.60	0.1000000000	235,106.04	
72076000 - INLAND 26/23 B2OJ STATE COM 1H	TIER: 20	798,984.52	0.1000000000	79,898.48	
72076000 - INLAND 26/23 B2OJ STATE COM 1H	TIER: 30	1,476.00	0.1000000000	147.60	
72185000 - CREEDENCE 21/16 W0FC ST COM 4H	TIER: 20	2,494.15	0.0063636200	15.87	
72185000 - CREEDENCE 21/16 W0FC ST COM 4H	TIER: 30	102,799.73	0.0063636200	654.17	
72186000 - CREEDENCE 21/16 W1FC ST COM 3H	TIER: 20	2,225.87	0.0063636200	14.16	
72186000 - CREEDENCE 21/16 W1FC ST COM 3H	TIER: 30	104,926.75	0.0063636200	667.70	
72310000 - IBEX 15/10 B1PA FED COM 2H	TIER: 20	397,555.91	0.0005390200	214.31	
72310000 - IBEX 15/10 B1PA FED COM 2H	TIER: 30	105,632.53	0.0005390200	56.92	
72580000 - OXY BYPASS 16 STATE 1	TIER: 9230	180.97	0.1260000000	22.80	
TOTAL CURRENT CHARGES		7,577,656.46		657,373.31	
APPLIED ADVANCES					
62948000 - INLAND 26/23 B2PI STATE COM 1H				-317,739.95	
72076000 - INLAND 26/23 B2OJ STATE COM 1H				-315,152.12	
72185000 - CREEDENCE 21/16 W0FC ST COM 4H				-670.04	



## MEWBOURNE OIL COMPANY

SIANA OIL & GAS CO, LLC  
TOM M RAGSDALE  
400 N SAM HOUSTON PKWY EAST, STE 601  
HOUSTON, TX 77060

**INVOICE NO.:** 202102-15249  
**INVOICE DATE:** 2-28-2021  
**OWNER:** 035904-1  
**BILLING FOR:** February 2021

72186000 - CREEDENCE 21/16 W1FC ST COM 3H	-681.86
<b>APPLIED ADVANCES TOTAL</b>	<b>-634,243.97</b>

<b>INVOICE TOTAL</b>	<b>23,129.34</b>
----------------------	------------------

<b>OUTSTANDING BALANCE</b>	<b>23,129.34</b>
----------------------------	------------------

PLEASE INDICATE INVOICE# 202102-15249  
AND ACCOUNT# 035904-1  
ON REMITTANCE  
PAYMENT DUE 15 DAYS AFTER RECEIPT OF INVOICE PAYABLE IN US DOLLARS

FOR INQUIRIES, PLEASE CONTACT (903) 561-2900

Netted Owner

## MEWBOURNE OIL COMPANY

Page 3

SIANA OIL & GAS CO, LLC  
TOM M RAGSDALE  
400 N SAM HOUSTON PKWY EAST, STE 601  
HOUSTON, TX 77060

INVOICE NO.: 202102-15249  
INVOICE DATE: 2-28-2021  
OWNER: 035904-1  
BILLING FOR: February 2021

REFERENCE/DESCRIPTION OF CHARGES		GROSS CHARGES	WORKING INTEREST	NET CHARGE
PROPERTY: 62390000 62390000-30 PRONGHORN 15 B3BO FED COM 1H				
Lease Operating Expense				
CHEMICALS-OIL TREATING	PRO-KEM INC	95.19	0.068374750	6.51
COMPANY SUPERVISION	MEWBOURNE OIL COMPANY	287.50	0.068374750	19.66
EMISSIONS CONTROL EQUIPMENT MAINTENANCE	G&A FABRICATION LLC	367.72	0.068374750	25.14
EMISSIONS CONTROL EQUIPMENT MAINTENANCE	G&A FABRICATION LLC	152.36	0.068374750	10.42
FUEL/ POWER / ELECTRICAL	XCEL ENERGY	2,894.64	0.068374750	197.93
GATHERING/TREATING/DEHYDRATION	PRO-KEM INC	402.19	0.068374750	27.50
LEASE & FACILITY	MEWBOURNE OIL COMPANY	700.00	0.068374750	47.86
LEASE & FACILITY	MEWBOURNE OIL COMPANY	175.00	0.068374750	11.96
LEASE & FACILITY	MEWBOURNE OIL COMPANY	581.00	0.068374750	39.73
LEASE & FACILITY MAINTENANCE	GARNER PUMP & SUPPLY INC	28.84	0.068374750	1.98
LEASE & FACILITY MAINTENANCE	GARNER PUMP & SUPPLY INC	0.78	0.068374750	0.05
LEASE & FACILITY MAINTENANCE	TURNCO ENTERPRISES LLC	13.14	0.068374750	0.90
LEASE & FACILITY MAINTENANCE	TURNCO ENTERPRISES LLC	24.14	0.068374750	1.65
LEASE & FACILITY MAINTENANCE	TURNCO ENTERPRISES LLC	300.00	0.068374750	20.51
LEASE & FACILITY MAINTENANCE	TURNCO ENTERPRISES LLC	150.00	0.068374750	10.26
LEASE & FACILITY MAINTENANCE	TURNCO ENTERPRISES LLC	32.85	0.068374750	2.25
LEASE & FACILITY MAINTENANCE	TURNCO ENTERPRISES LLC	100.00	0.068374750	6.84
LEASE & FACILITY MAINTENANCE	TURNCO ENTERPRISES LLC	42.86	0.068374750	2.93
LEASE & FACILITY MAINTENANCE	TURNCO ENTERPRISES LLC	118.28	0.068374750	8.09
LEASE & FACILITY MAINTENANCE	TURNCO ENTERPRISES LLC	78.86	0.068374750	5.39
LEASE & FACILITY MAINTENANCE	INGRAM PROFESSIONAL SERV	2,068.40	0.068374750	141.43
LEASE & FACILITY MAINTENANCE	H-M TRUCKING LLC	215.79	0.068374750	14.76
LEASE & FACILITY MAINTENANCE	H-M TRUCKING LLC	893.38	0.068374750	61.08
MISCELLANEOUS EQUIPMENT RENTAL	MEWBOURNE OIL COMPANY	243.04	0.068374750	16.62
OVERHEAD-FIXED RATE	MEWBOURNE OIL COMPANY	856.29	0.068374750	58.55
PUMPING	MEWBOURNE OIL COMPANY	850.00	0.068374750	58.12
PUMPING	MEWBOURNE OIL COMPANY	425.00	0.068374750	29.06
SALT WATER DISPOSAL	OWL SWD OPERATING LLC	14,450.63	0.068374750	988.06
SALT WATER DISPOSAL	OWL SWD OPERATING LLC	8,534.11	0.068374750	583.52
SALT WATER DISPOSAL	LIMESTONE BASIN PROPERTIE	561.76	0.068374750	38.41
Total Lease Operating Expense Cost		35,643.75		2,437.17
62390000-30 SUBTOTAL		35,643.75	2,437.17	
PROPERTY 62390000 TOTAL		35,643.75	2,437.17	
PROPERTY: 62391000 62391000-30 PRONGHORN 15 B3CN FED COM 1H				
Lease Operating Expense				
COMPANY SUPERVISION	MEWBOURNE OIL COMPANY	379.50	0.068374750	25.95
COMPANY SUPERVISION	MEWBOURNE OIL COMPANY	287.50	0.068374750	19.66
COMPANY SUPERVISION	MEWBOURNE OIL COMPANY	575.00	0.068374750	39.32
COMPRESSOR MAINTENANCE	TRINITY OILFIELD SERVICES &	205.73	0.068374750	14.07

## MEWBOURNE OIL COMPANY

Page 4

SIANA OIL & GAS CO, LLC  
TOM M RAGSDALE  
400 N SAM HOUSTON PKWY EAST, STE 601  
HOUSTON, TX 77060

INVOICE NO.: 202102-15249  
INVOICE DATE: 2-28-2021  
OWNER: 035904-1  
BILLING FOR: February 2021

REFERENCE/DESCRIPTION OF CHARGES		GROSS CHARGES	WORKING INTEREST	NET CHARGE
EMISSIONS CONTROL EQUIPMENT MAINTENANCE	GARNER PUMP & SUPPLY INC	427.78	0.068374750	29.24
EMISSIONS CONTROL EQUIPMENT MAINTENANCE	G&A FABRICATION LLC	220.77	0.068374750	15.09
FUEL/ POWER / ELECTRICAL	XCEL ENERGY	156.77	0.068374750	10.72
LEASE & FACILITY	MEWBOURNE OIL COMPANY	700.00	0.068374750	47.86
LEASE & FACILITY	MEWBOURNE OIL COMPANY	175.00	0.068374750	11.97
LEASE & FACILITY	MEWBOURNE OIL COMPANY	175.00	0.068374750	11.97
LEASE & FACILITY MAINTENANCE	GARNER PUMP & SUPPLY INC	0.78	0.068374750	0.05
LEASE & FACILITY MAINTENANCE	TURNCO ENTERPRISES LLC	13.14	0.068374750	0.90
LEASE & FACILITY MAINTENANCE	TURNCO ENTERPRISES LLC	24.14	0.068374750	1.65
LEASE & FACILITY MAINTENANCE	TURNCO ENTERPRISES LLC	150.00	0.068374750	10.26
LEASE & FACILITY MAINTENANCE	TURNCO ENTERPRISES LLC	32.86	0.068374750	2.25
LEASE & FACILITY MAINTENANCE	TURNCO ENTERPRISES LLC	42.86	0.068374750	2.93
LEASE & FACILITY MAINTENANCE	TURNCO ENTERPRISES LLC	118.29	0.068374750	8.09
LEASE & FACILITY MAINTENANCE	TURNCO ENTERPRISES LLC	78.86	0.068374750	5.39
MISCELLANEOUS EQUIPMENT RENTAL	MEWBOURNE OIL COMPANY	243.04	0.068374750	16.62
OVERHEAD-FIXED RATE	MEWBOURNE OIL COMPANY	856.29	0.068374750	58.55
PUMPING	MEWBOURNE OIL COMPANY	850.00	0.068374750	58.12
PUMPING	MEWBOURNE OIL COMPANY	212.50	0.068374750	14.53
RENTAL SERVICES	KODIAK GAS SERVICES LLC	6,012.51	0.068374750	411.10
SALT WATER DISPOSAL	OWL SWD OPERATING LLC	3,458.46	0.068374750	236.47
SALT WATER DISPOSAL	OWL SWD OPERATING LLC	2,735.32	0.068374750	187.03
SALT WATER DISPOSAL	LIMESTONE BASIN PROPERTIE	180.07	0.068374750	12.31
SITE RESTORATION & EXCAVATION	SUNDANCE SERVICES WEST II	74.58	0.068374750	5.10
Total Lease Operating Expense Cost		18,386.75		1,257.20

Netted Owner

62391000-30 SUBTOTAL	18,386.75	1,257.20
PROPERTY 62391000 TOTAL	18,386.75	1,257.20

PROPERTY: 62392000 62392000-30 PRONGHORN 15 B3DM FED COM 1H

Lease Operating Expense

EMISSIONS CONTROL EQUIPMENT MAINTENANCE	GARNER PUMP & SUPPLY INC	427.79	0.068374750	29.25
EMISSIONS CONTROL EQUIPMENT MAINTENANCE	G&A FABRICATION LLC	220.79	0.068374750	15.09
FUEL/ POWER / ELECTRICAL	XCEL ENERGY	2,643.65	0.068374750	180.76
LEASE & FACILITY	MEWBOURNE OIL COMPANY	350.00	0.068374750	23.93
LEASE & FACILITY	MEWBOURNE OIL COMPANY	175.00	0.068374750	11.97
LEASE & FACILITY	MEWBOURNE OIL COMPANY	588.00	0.068374750	40.20
LEASE & FACILITY MAINTENANCE	GARNER PUMP & SUPPLY INC	0.78	0.068374750	0.05
LEASE & FACILITY MAINTENANCE	TURNCO ENTERPRISES LLC	13.14	0.068374750	0.90
LEASE & FACILITY MAINTENANCE	TURNCO ENTERPRISES LLC	24.14	0.068374750	1.65
LEASE & FACILITY MAINTENANCE	TURNCO ENTERPRISES LLC	150.00	0.068374750	10.26
LEASE & FACILITY MAINTENANCE	TURNCO ENTERPRISES LLC	800.00	0.068374750	54.70
LEASE & FACILITY MAINTENANCE	TURNCO ENTERPRISES LLC	2,007.76	0.068374750	137.28
LEASE & FACILITY MAINTENANCE	TURNCO ENTERPRISES LLC	32.85	0.068374750	2.25

## MEWBOURNE OIL COMPANY

Page 5

SIANA OIL & GAS CO, LLC  
TOM M RAGSDALE  
400 N SAM HOUSTON PKWY EAST, STE 601  
HOUSTON, TX 77060

INVOICE NO.: 202102-15249  
INVOICE DATE: 2-28-2021  
OWNER: 035904-1  
BILLING FOR: February 2021

REFERENCE/DESCRIPTION OF CHARGES		GROSS CHARGES	WORKING INTEREST	NET CHARGE
LEASE & FACILITY MAINTENANCE	TURNCO ENTERPRISES LLC	42.86	0.068374750	2.93
LEASE & FACILITY MAINTENANCE	TURNCO ENTERPRISES LLC	118.28	0.068374750	8.09
LEASE & FACILITY MAINTENANCE	TURNCO ENTERPRISES LLC	78.86	0.068374750	5.39
MISCELLANEOUS EQUIPMENT RENTAL	MEWBOURNE OIL COMPANY	243.04	0.068374750	16.62
OVERHEAD-FIXED RATE	MEWBOURNE OIL COMPANY	856.32	0.068374750	58.55
PUMPING	MEWBOURNE OIL COMPANY	850.00	0.068374750	58.12
PUMPING	MEWBOURNE OIL COMPANY	212.50	0.068374750	14.53
SALT WATER DISPOSAL	OWL SWD OPERATING LLC	4,173.24	0.068374750	285.35
SALT WATER DISPOSAL	OWL SWD OPERATING LLC	2,696.58	0.068374750	184.38
SALT WATER DISPOSAL	LIMESTONE BASIN PROPERTIE	177.48	0.068374750	12.14
SITE RESTORATION & EXCAVATION	SUNDANCE SERVICES WEST II	74.58	0.068374750	5.10
Total Lease Operating Expense Cost		16,957.64		1,159.49
62392000-30 SUBTOTAL		16,957.64		1,159.49
PROPERTY 62392000 TOTAL		16,957.64		1,159.49
PROPERTY: 62774000 62774000-20 IBEX 10 B3MD FED COM 1H				
<u>Tangible Well Cost</u>				
DRILLING HEAD	MEWBOURNE OIL COMPANY	14,420.25	0.051908860	748.54
DRILLING HEAD	MEWBOURNE OIL COMPANY	-14,420.25	0.052753640	-760.72
Total Tangible Well Cost Cost		0.00		-12.18
62774000-20 SUBTOTAL		0.00		-12.18
PROPERTY: 62774000 62774000-30 IBEX 10 B3MD FED COM 1H				
<u>Lease Operating Expense</u>				
OVERHEAD-FIXED RATE	MEWBOURNE OIL COMPANY	-881.16	0.051900000	-45.74
COMPANY SUPERVISION	MEWBOURNE OIL COMPANY	-1,058.25	0.051908860	-54.93
FUEL/ POWER / ELECTRICAL	XCEL ENERGY	-675.25	0.051908860	-35.05
LEASE & FACILITY MAINTENANCE	MEWBOURNE OIL COMPANY	-95.10	0.051908860	-4.94
LEASE & FACILITY MAINTENANCE	GARNER PUMP & SUPPLY INC	-170.26	0.051908860	-8.84
LEASE & FACILITY MAINTENANCE	AMERICAN MILLENNIUM COR	-35.22	0.051908860	-1.83
LEASE & FACILITY MAINTENANCE	TURNCO ENTERPRISES LLC	-95.00	0.051908860	-4.93
LEASE & FACILITY MAINTENANCE	TURNCO ENTERPRISES LLC	-21.92	0.051908860	-1.14
LEASE & FACILITY MAINTENANCE	TURNCO ENTERPRISES LLC	-43.84	0.051908860	-2.28
LEASE & FACILITY MAINTENANCE	TURNCO ENTERPRISES LLC	-597.37	0.051908860	-31.01
LEASE & FACILITY MAINTENANCE	MEWBOURNE OIL COMPANY	-449.50	0.051908860	-23.33
MISCELLANEOUS EQUIPMENT RENTAL	MEWBOURNE OIL COMPANY	-147.00	0.051908860	-7.63
PRIME MOVER / PUMP MAINTENANCE	HR COMPRESSION & SERVICE	-487.32	0.051908860	-25.30
PROFESSIONAL SERVICES	PRICE ENERGY CONSULTING I	-120.00	0.051908860	-6.23
PUMPING	MEWBOURNE OIL COMPANY	-875.00	0.051908860	-45.42
PUMPING	MEWBOURNE OIL COMPANY	-656.25	0.051908860	-34.06
RENTAL SERVICES	GUNS UP SERVICES	-252.66	0.051908860	-13.12
RENTAL SERVICES	GUNS UP SERVICES	-67.37	0.051908860	-3.50

## MEWBOURNE OIL COMPANY

Page 6

SIANA OIL & GAS CO, LLC  
TOM M RAGSDALE  
400 N SAM HOUSTON PKWY EAST, STE 601  
HOUSTON, TX 77060

INVOICE NO.: 202102-15249  
INVOICE DATE: 2-28-2021  
OWNER: 035904-1  
BILLING FOR: February 2021

REFERENCE/DESCRIPTION OF CHARGES		GROSS CHARGES	WORKING INTEREST	NET CHARGE
RENTAL SERVICES	BASELINE ENERGY SERVICES	-133.29	0.051908860	-6.92
RENTAL SERVICES	AUTOMATED WELLHEAD COM	-1,920.10	0.051908860	-99.67
SALT WATER DISPOSAL	OWL SWD OPERATING LLC	-5,264.79	0.051908860	-273.29
SALT WATER DISPOSAL	NGL WATER SOLUTIONS PERM	-145.64	0.051908860	-7.56
SALT WATER DISPOSAL	LIMESTONE BASIN PROPERTIE	-346.57	0.051908860	-17.99
SITE RESTORATION & EXCAVATION	TRINITY OILFIELD SERVICES &	-282.67	0.051908860	-14.67
OVERHEAD-FIXED RATE	MEWBOURNE OIL COMPANY	881.16	0.052700000	46.48
COMPANY SUPERVISION	MEWBOURNE OIL COMPANY	1,058.25	0.052753640	55.82
FUEL/ POWER / ELECTRICAL	XCEL ENERGY	675.25	0.052753640	35.62
LEASE & FACILITY MAINTENANCE	MEWBOURNE OIL COMPANY	95.10	0.052753640	5.02
LEASE & FACILITY MAINTENANCE	GARNER PUMP & SUPPLY INC	170.26	0.052753640	8.98
LEASE & FACILITY MAINTENANCE	AMERICAN MILLENNIUM COR	35.22	0.052753640	1.86
LEASE & FACILITY MAINTENANCE	TURNCO ENTERPRISES LLC	95.00	0.052753640	5.01
LEASE & FACILITY MAINTENANCE	TURNCO ENTERPRISES LLC	21.92	0.052753640	1.16
LEASE & FACILITY MAINTENANCE	TURNCO ENTERPRISES LLC	43.84	0.052753640	2.32
LEASE & FACILITY MAINTENANCE	TURNCO ENTERPRISES LLC	597.37	0.052753640	31.51
LEASE & FACILITY MAINTENANCE	MEWBOURNE OIL COMPANY	449.50	0.052753640	23.71
MISCELLANEOUS EQUIPMENT RENTAL	MEWBOURNE OIL COMPANY	147.00	0.052753640	7.75
PRIME MOVER / PUMP MAINTENANCE	HR COMPRESSION & SERVICE	487.32	0.052753640	25.71
PROFESSIONAL SERVICES	PRICE ENERGY CONSULTING I	120.00	0.052753640	6.33
PUMPING	MEWBOURNE OIL COMPANY	875.00	0.052753640	46.16
PUMPING	MEWBOURNE OIL COMPANY	656.25	0.052753640	34.61
RENTAL SERVICES	GUNS UP SERVICES	252.66	0.052753640	13.33
RENTAL SERVICES	GUNS UP SERVICES	67.37	0.052753640	3.56
RENTAL SERVICES	BASELINE ENERGY SERVICES	133.29	0.052753640	7.03
RENTAL SERVICES	AUTOMATED WELLHEAD COM	1,920.10	0.052753640	101.29
SALT WATER DISPOSAL	OWL SWD OPERATING LLC	5,264.79	0.052753640	277.74
SALT WATER DISPOSAL	NGL WATER SOLUTIONS PERM	145.64	0.052753640	7.68
SALT WATER DISPOSAL	LIMESTONE BASIN PROPERTIE	346.57	0.052753640	18.28
SITE RESTORATION & EXCAVATION	TRINITY OILFIELD SERVICES &	282.67	0.052753640	14.91
Total Lease Operating Expense Cost		0.00		12.49
<u>Lease Operating Expense</u>				
OVERHEAD-FIXED RATE	MEWBOURNE OIL COMPANY	-881.16	0.051900000	-45.74
COMPANY SUPERVISION	MEWBOURNE OIL COMPANY	-420.75	0.051908860	-21.84
COMPANY SUPERVISION	MEWBOURNE OIL COMPANY	-637.50	0.051908860	-33.09
COMPANY SUPERVISION	MEWBOURNE OIL COMPANY	-637.50	0.051908860	-33.09
COMPRESSOR MAINTENANCE	G&A FABRICATION LLC	-141.92	0.051908860	-7.37
COMPRESSOR MAINTENANCE	G&A FABRICATION LLC	-141.92	0.051908860	-7.37
FUEL/ POWER / ELECTRICAL	XCEL ENERGY	-450.49	0.051908860	-23.38
GATHERING/TREATING/DEHYDRATION	LEGACY SAFETY AND CONSUM	-27.01	0.051908860	-1.40
GATHERING/TREATING/DEHYDRATION	LEGACY SAFETY AND CONSUM	-32.76	0.051908860	-1.70



## MEWBOURNE OIL COMPANY

Page 7

SIANA OIL & GAS CO, LLC  
TOM M RAGSDALE  
400 N SAM HOUSTON PKWY EAST, STE 601  
HOUSTON, TX 77060

INVOICE NO.: 202102-15249  
INVOICE DATE: 2-28-2021  
OWNER: 035904-1  
BILLING FOR: February 2021

REFERENCE/DESCRIPTION OF CHARGES		GROSS CHARGES	WORKING INTEREST	NET CHARGE
GATHERING/TREATING/DEHYDRATION	LEGACY SAFETY AND CONSULTING	-189.04	0.051908860	-9.81
LEASE & FACILITY MAINTENANCE	MEWBOURNE OIL COMPANY	-86.24	0.051908860	-4.48
LEASE & FACILITY MAINTENANCE	GAS WELL SERVICES INC	-23.22	0.051908860	-1.20
LEASE & FACILITY MAINTENANCE	GARNER PUMP & SUPPLY INC	-1.18	0.051908860	-0.07
LEASE & FACILITY MAINTENANCE	AMERICAN MILLENNIUM CORP	-25.70	0.051908860	-1.34
LEASE & FACILITY MAINTENANCE	AMERICAN MILLENNIUM CORP	-26.05	0.051908860	-1.35
LEASE & FACILITY MAINTENANCE	TURNCO ENTERPRISES LLC	-18.27	0.051908860	-0.95
LEASE & FACILITY MAINTENANCE	TURNCO ENTERPRISES LLC	-27.69	0.051908860	-1.44
LEASE & FACILITY MAINTENANCE	TURNCO ENTERPRISES LLC	-21.92	0.051908860	-1.14
LEASE & FACILITY MAINTENANCE	TURNCO ENTERPRISES LLC	-43.84	0.051908860	-2.28
LEASE & FACILITY MAINTENANCE	TURNCO ENTERPRISES LLC	-4.61	0.051908860	-0.24
LEASE & FACILITY MAINTENANCE	TURNCO ENTERPRISES LLC	-43.84	0.051908860	-2.28
LEASE & FACILITY MAINTENANCE	TURNCO ENTERPRISES LLC	-56.90	0.051908860	-2.95
LEASE & FACILITY MAINTENANCE	TURNCO ENTERPRISES LLC	-85.00	0.051908860	-4.41
LEASE & FACILITY MAINTENANCE	TURNCO ENTERPRISES LLC	-36.54	0.051908860	-1.90
LEASE & FACILITY MAINTENANCE	TURNCO ENTERPRISES LLC	-14.61	0.051908860	-0.76
LEASE & FACILITY MAINTENANCE	TURNCO ENTERPRISES LLC	-67.86	0.051908860	-3.52
LEASE & FACILITY MAINTENANCE	EP&S LLC	-129.39	0.051908860	-6.72
LEASE & FACILITY MAINTENANCE	EP&S LLC	-531.51	0.051908860	-27.59
LEASE & FACILITY MAINTENANCE	AY TRUCKING INC	-11.57	0.051908860	-0.60
LEASE & FACILITY MAINTENANCE	AY TRUCKING INC	-24.26	0.051908860	-1.26
LEASE & FACILITY MAINTENANCE	AY TRUCKING INC	-27.90	0.051908860	-1.45
LEASE & FACILITY MAINTENANCE	AY TRUCKING INC	-173.45	0.051908860	-9.00
LEASE & FACILITY MAINTENANCE	AY TRUCKING INC	-33.96	0.051908860	-1.76
LEASE & FACILITY MAINTENANCE	AY TRUCKING INC	-126.15	0.051908860	-6.55
LEASE & FACILITY MAINTENANCE	AY TRUCKING INC	-12.86	0.051908860	-0.67
LEASE & FACILITY MAINTENANCE	AY TRUCKING INC	-11.57	0.051908860	-0.60
LEASE & FACILITY MAINTENANCE	AY TRUCKING INC	-15.28	0.051908860	-0.79
LEASE & FACILITY MAINTENANCE	AY TRUCKING INC	-13.34	0.051908860	-0.69
LEASE & FACILITY MAINTENANCE	LEGACY SAFETY AND CONSULTING	-83.27	0.051908860	-4.32
LEASE & FACILITY MAINTENANCE	LEGACY SAFETY AND CONSULTING	-113.84	0.051908860	-5.91
LEASE & FACILITY MAINTENANCE	MEWBOURNE OIL COMPANY	-457.25	0.051908860	-23.74
MISCELLANEOUS EQUIPMENT RENTAL	MEWBOURNE OIL COMPANY	-220.50	0.051908860	-11.45
PRIME MOVER / PUMP MAINTENANCE	HR COMPRESSION & SERVICES	-127.64	0.051908860	-6.62
PRIME MOVER / PUMP MAINTENANCE	HR COMPRESSION & SERVICES	-122.61	0.051908860	-6.36
PRIME MOVER / PUMP MAINTENANCE	HR COMPRESSION & SERVICES	-294.66	0.051908860	-15.30
PUMPING	MEWBOURNE OIL COMPANY	-900.00	0.051908860	-46.72
PUMPING	MEWBOURNE OIL COMPANY	-450.00	0.051908860	-23.36
RENTAL SERVICES	GUNS UP SERVICES	-572.69	0.051908860	-29.73
RENTAL SERVICES	SERVICE COMPRESSION LLC	-1,836.61	0.051908860	-95.34
RENTAL SERVICES	SERVICE COMPRESSION LLC	-4,503.23	0.051908860	-233.76
RENTAL SERVICES	GRAVITY OILFIELD SERVICES	-69.30	0.051908860	-3.60

## MEWBOURNE OIL COMPANY

Page 8

SIANA OIL & GAS CO, LLC  
TOM M RAGSDALE  
400 N SAM HOUSTON PKWY EAST, STE 601  
HOUSTON, TX 77060

INVOICE NO.: 202102-15249  
INVOICE DATE: 2-28-2021  
OWNER: 035904-1  
BILLING FOR: February 2021

REFERENCE/DESCRIPTION OF CHARGES		GROSS CHARGES	WORKING INTEREST	NET CHARGE
RENTAL SERVICES	GRAVITY OILFIELD SERVICES	-71.61	0.051908860	-3.72
RENTAL SERVICES	GRAVITY OILFIELD SERVICES	-69.30	0.051908860	-3.60
SALT WATER DISPOSAL	OWL SWD OPERATING LLC	-50.11	0.051908860	-2.60
SALT WATER DISPOSAL	OWL SWD OPERATING LLC	-42.73	0.051908860	-2.22
SALT WATER DISPOSAL	OWL SWD OPERATING LLC	-4,832.58	0.051908860	-250.85
SALT WATER DISPOSAL	NGL WATER SOLUTIONS PERM	-493.69	0.051908860	-25.63
SALT WATER DISPOSAL	AY TRUCKING INC	-101.89	0.051908860	-5.29
SALT WATER DISPOSAL	AY TRUCKING INC	-135.85	0.051908860	-7.05
SALT WATER DISPOSAL	LIMESTONE BASIN PROPERTIE	-318.11	0.051908860	-16.51
SITE RESTORATION & EXCAVATION	R360 ENVIRONMENTAL SOLU	-179.35	0.051908860	-9.31
SITE RESTORATION & EXCAVATION	SUNDANCE SERVICES WEST I	-10.93	0.051908860	-0.56
OVERHEAD-FIXED RATE	MEWBOURNE OIL COMPANY	881.16	0.052700000	46.48
COMPANY SUPERVISION	MEWBOURNE OIL COMPANY	420.75	0.052753640	22.20
COMPANY SUPERVISION	MEWBOURNE OIL COMPANY	637.50	0.052753640	33.63
COMPANY SUPERVISION	MEWBOURNE OIL COMPANY	637.50	0.052753640	33.63
COMPRESSOR MAINTENANCE	G&A FABRICATION LLC	141.92	0.052753640	7.49
COMPRESSOR MAINTENANCE	G&A FABRICATION LLC	141.92	0.052753640	7.49
FUEL/ POWER / ELECTRICAL	XCEL ENERGY	450.49	0.052753640	23.76
GATHERING/TREATING/DEHYDRATION	LEGACY SAFETY AND CONSUM	27.01	0.052753640	1.42
GATHERING/TREATING/DEHYDRATION	LEGACY SAFETY AND CONSUM	32.76	0.052753640	1.73
GATHERING/TREATING/DEHYDRATION	LEGACY SAFETY AND CONSUM	189.04	0.052753640	9.97
LEASE & FACILITY MAINTENANCE	MEWBOURNE OIL COMPANY	86.24	0.052753640	4.55
LEASE & FACILITY MAINTENANCE	GAS WELL SERVICES INC	23.22	0.052753640	1.22
LEASE & FACILITY MAINTENANCE	GARNER PUMP & SUPPLY INC	1.18	0.052753640	0.07
LEASE & FACILITY MAINTENANCE	AMERICAN MILLENNIUM COR	25.70	0.052753640	1.36
LEASE & FACILITY MAINTENANCE	AMERICAN MILLENNIUM COR	26.05	0.052753640	1.37
LEASE & FACILITY MAINTENANCE	TURNCO ENTERPRISES LLC	18.27	0.052753640	0.97
LEASE & FACILITY MAINTENANCE	TURNCO ENTERPRISES LLC	27.69	0.052753640	1.46
LEASE & FACILITY MAINTENANCE	TURNCO ENTERPRISES LLC	21.92	0.052753640	1.16
LEASE & FACILITY MAINTENANCE	TURNCO ENTERPRISES LLC	43.84	0.052753640	2.32
LEASE & FACILITY MAINTENANCE	TURNCO ENTERPRISES LLC	4.61	0.052753640	0.24
LEASE & FACILITY MAINTENANCE	TURNCO ENTERPRISES LLC	43.84	0.052753640	2.32
LEASE & FACILITY MAINTENANCE	TURNCO ENTERPRISES LLC	56.90	0.052753640	3.00
LEASE & FACILITY MAINTENANCE	TURNCO ENTERPRISES LLC	85.00	0.052753640	4.48
LEASE & FACILITY MAINTENANCE	TURNCO ENTERPRISES LLC	36.54	0.052753640	1.93
LEASE & FACILITY MAINTENANCE	TURNCO ENTERPRISES LLC	14.61	0.052753640	0.77
LEASE & FACILITY MAINTENANCE	TURNCO ENTERPRISES LLC	67.86	0.052753640	3.58
LEASE & FACILITY MAINTENANCE	EP&S LLC	129.39	0.052753640	6.83
LEASE & FACILITY MAINTENANCE	EP&S LLC	531.51	0.052753640	28.04
LEASE & FACILITY MAINTENANCE	AY TRUCKING INC	11.57	0.052753640	0.61
LEASE & FACILITY MAINTENANCE	AY TRUCKING INC	24.26	0.052753640	1.28
LEASE & FACILITY MAINTENANCE	AY TRUCKING INC	27.90	0.052753640	1.47

## MEWBOURNE OIL COMPANY

Page 9

SIANA OIL & GAS CO, LLC  
TOM M RAGSDALE  
400 N SAM HOUSTON PKWY EAST, STE 601  
HOUSTON, TX 77060

INVOICE NO.: 202102-15249  
INVOICE DATE: 2-28-2021  
OWNER: 035904-1  
BILLING FOR: February 2021

REFERENCE/DESCRIPTION OF CHARGES		GROSS CHARGES	WORKING INTEREST	NET CHARGE
LEASE & FACILITY MAINTENANCE	AY TRUCKING INC	173.45	0.052753640	9.15
LEASE & FACILITY MAINTENANCE	AY TRUCKING INC	33.96	0.052753640	1.79
LEASE & FACILITY MAINTENANCE	AY TRUCKING INC	126.15	0.052753640	6.66
LEASE & FACILITY MAINTENANCE	AY TRUCKING INC	12.86	0.052753640	0.68
LEASE & FACILITY MAINTENANCE	AY TRUCKING INC	11.57	0.052753640	0.61
LEASE & FACILITY MAINTENANCE	AY TRUCKING INC	15.28	0.052753640	0.80
LEASE & FACILITY MAINTENANCE	AY TRUCKING INC	13.34	0.052753640	0.70
LEASE & FACILITY MAINTENANCE	LEGACY SAFETY AND CONSULTING	83.27	0.052753640	4.39
LEASE & FACILITY MAINTENANCE	LEGACY SAFETY AND CONSULTING	113.84	0.052753640	6.01
LEASE & FACILITY MAINTENANCE	MEWBOURNE OIL COMPANY	457.25	0.052753640	24.13
MISCELLANEOUS EQUIPMENT RENTAL	MEWBOURNE OIL COMPANY	220.50	0.052753640	11.64
PRIME MOVER / PUMP MAINTENANCE	HR COMPRESSION & SERVICES	127.64	0.052753640	6.73
PRIME MOVER / PUMP MAINTENANCE	HR COMPRESSION & SERVICES	122.61	0.052753640	6.46
PRIME MOVER / PUMP MAINTENANCE	HR COMPRESSION & SERVICES	294.66	0.052753640	15.55
PUMPING	MEWBOURNE OIL COMPANY	900.00	0.052753640	47.48
PUMPING	MEWBOURNE OIL COMPANY	450.00	0.052753640	23.74
RENTAL SERVICES	GUNS UP SERVICES	572.69	0.052753640	30.21
RENTAL SERVICES	SERVICE COMPRESSION LLC	1,836.61	0.052753640	96.89
RENTAL SERVICES	SERVICE COMPRESSION LLC	4,503.23	0.052753640	237.56
RENTAL SERVICES	GRAVITY OILFIELD SERVICES	69.30	0.052753640	3.66
RENTAL SERVICES	GRAVITY OILFIELD SERVICES	71.61	0.052753640	3.78
RENTAL SERVICES	GRAVITY OILFIELD SERVICES	69.30	0.052753640	3.66
SALT WATER DISPOSAL	OWL SWD OPERATING LLC	50.11	0.052753640	2.64
SALT WATER DISPOSAL	OWL SWD OPERATING LLC	42.73	0.052753640	2.26
SALT WATER DISPOSAL	OWL SWD OPERATING LLC	4,832.58	0.052753640	254.93
SALT WATER DISPOSAL	NGL WATER SOLUTIONS PERM	493.69	0.052753640	26.05
SALT WATER DISPOSAL	AY TRUCKING INC	101.89	0.052753640	5.38
SALT WATER DISPOSAL	AY TRUCKING INC	135.85	0.052753640	7.16
SALT WATER DISPOSAL	LIMESTONE BASIN PROPERTIES	318.11	0.052753640	16.78
SITE RESTORATION & EXCAVATION	R360 ENVIRONMENTAL SOLUTIONS	179.35	0.052753640	9.46
SITE RESTORATION & EXCAVATION	SUNDANCE SERVICES WEST INC	10.93	0.052753640	0.57
Total Lease Operating Expense Cost		0.00		18.01
<b>Lease Operating Expense</b>				
COMPANY SUPERVISION	MEWBOURNE OIL COMPANY	379.50	0.052753640	20.02
COMPANY SUPERVISION	MEWBOURNE OIL COMPANY	575.00	0.052753640	30.33
FUEL/ POWER / ELECTRICAL	XCEL ENERGY	370.41	0.052753640	19.54
LEASE & FACILITY	MEWBOURNE OIL COMPANY	931.00	0.052753640	49.11
LEASE & FACILITY	MEWBOURNE OIL COMPANY	175.00	0.052753640	9.23
LEASE & FACILITY	MEWBOURNE OIL COMPANY	350.00	0.052753640	18.46
LEASE & FACILITY MAINTENANCE	GARNER PUMP & SUPPLY INC	0.78	0.052753640	0.04
LEASE & FACILITY MAINTENANCE	GARNER PUMP & SUPPLY INC	39.48	0.052753640	2.08

## MEWBOURNE OIL COMPANY

SIANA OIL & GAS CO, LLC  
TOM M RAGSDALE  
400 N SAM HOUSTON PKWY EAST, STE 601  
HOUSTON, TX 77060

INVOICE NO.: 202102-15249  
INVOICE DATE: 2-28-2021  
OWNER: 035904-1  
BILLING FOR: February 2021

REFERENCE/DESCRIPTION OF CHARGES		GROSS CHARGES	WORKING INTEREST	NET CHARGE
LEASE & FACILITY MAINTENANCE	GARNER PUMP & SUPPLY INC	247.72	0.052753640	13.07
LEASE & FACILITY MAINTENANCE	K&S OILFIELD SUPPLIES LLC	326.87	0.052753640	17.24
LEASE & FACILITY MAINTENANCE	TURNCO ENTERPRISES LLC	13.14	0.052753640	0.69
LEASE & FACILITY MAINTENANCE	TURNCO ENTERPRISES LLC	24.14	0.052753640	1.28
LEASE & FACILITY MAINTENANCE	TURNCO ENTERPRISES LLC	300.00	0.052753640	15.83
LEASE & FACILITY MAINTENANCE	TURNCO ENTERPRISES LLC	32.86	0.052753640	1.73
LEASE & FACILITY MAINTENANCE	TURNCO ENTERPRISES LLC	368.00	0.052753640	19.41
LEASE & FACILITY MAINTENANCE	TURNCO ENTERPRISES LLC	42.86	0.052753640	2.26
LEASE & FACILITY MAINTENANCE	TURNCO ENTERPRISES LLC	118.29	0.052753640	6.24
LEASE & FACILITY MAINTENANCE	TURNCO ENTERPRISES LLC	78.86	0.052753640	4.16
LEASE & FACILITY MAINTENANCE	INGRAM PROFESSIONAL SERV	161.15	0.052753640	8.50
LEASE & FACILITY MAINTENANCE	INGRAM PROFESSIONAL SERV	528.43	0.052753640	27.88
LEASE & FACILITY MAINTENANCE	TRINITY OILFIELD SERVICES &	706.85	0.052753640	37.29
LEASE & FACILITY MAINTENANCE	H-M TRUCKING LLC	215.79	0.052753640	11.38
MISCELLANEOUS EQUIPMENT RENTAL	MEWBOURNE OIL COMPANY	243.04	0.052753640	12.82
OVERHEAD-FIXED RATE	MEWBOURNE OIL COMPANY	881.16	0.052753640	46.48
PUMPING	MEWBOURNE OIL COMPANY	850.00	0.052753640	44.84
PUMPING	MEWBOURNE OIL COMPANY	425.00	0.052753640	22.42
RENTAL SERVICES	SERVICE COMPRESSION LLC	4,503.23	0.052753640	237.56
SALT WATER DISPOSAL	OWL SWD OPERATING LLC	9,065.83	0.052753640	478.25
SALT WATER DISPOSAL	OWL SWD OPERATING LLC	4,966.26	0.052753640	261.99
SALT WATER DISPOSAL	LIMESTONE BASIN PROPERTIE	326.92	0.052753640	17.25
Total Lease Operating Expense Cost		27,247.57		1,437.38

Netted Owner

62774000-30 SUBTOTAL	27,247.57	1,467.88
PROPERTY 62774000 TOTAL	27,247.57	1,455.70

PROPERTY: 62775000 62775000-30 IBEX 10 B3NC FED COM 1H

Lease Operating Expense

OVERHEAD-FIXED RATE	MEWBOURNE OIL COMPANY	-881.16	0.051900000	-45.74
ADVALOREM TAXES	LEA COUNTY TREASURER	-221.07	0.051908860	-11.48
CHEMICALS-WATER TREATING	IMPERATIVE CHEMICAL PART	-333.64	0.051908860	-17.32
COMPANY SUPERVISION	MEWBOURNE OIL COMPANY	-1,912.50	0.051908860	-99.28
COMPANY SUPERVISION	MEWBOURNE OIL COMPANY	-2,116.50	0.051908860	-109.87
FUEL/ POWER / ELECTRICAL	XCEL ENERGY	-741.10	0.051908860	-38.47
LEASE & FACILITY MAINTENANCE	MEWBOURNE OIL COMPANY	-95.10	0.051908860	-4.94
LEASE & FACILITY MAINTENANCE	GARNER PUMP & SUPPLY INC	-170.27	0.051908860	-8.84
LEASE & FACILITY MAINTENANCE	AMERICAN MILLENNIUM COR	-35.23	0.051908860	-1.83
LEASE & FACILITY MAINTENANCE	K&S OILFIELD SUPPLIES LLC	-281.53	0.051908860	-14.61
LEASE & FACILITY MAINTENANCE	TURNCO ENTERPRISES LLC	-95.00	0.051908860	-4.93
LEASE & FACILITY MAINTENANCE	TURNCO ENTERPRISES LLC	-237.50	0.051908860	-12.33
LEASE & FACILITY MAINTENANCE	TURNCO ENTERPRISES LLC	-21.92	0.051908860	-1.14
LEASE & FACILITY MAINTENANCE	TURNCO ENTERPRISES LLC	-43.84	0.051908860	-2.28



## MEWBOURNE OIL COMPANY

SIANA OIL & GAS CO, LLC  
TOM M RAGSDALE  
400 N SAM HOUSTON PKWY EAST, STE 601  
HOUSTON, TX 77060

INVOICE NO.: 202102-15249  
INVOICE DATE: 2-28-2021  
OWNER: 035904-1  
BILLING FOR: February 2021

REFERENCE/DESCRIPTION OF CHARGES		GROSS CHARGES	WORKING INTEREST	NET CHARGE
LEASE & FACILITY MAINTENANCE	TURNCO ENTERPRISES LLC	-597.39	0.051908860	-31.01
LEASE & FACILITY MAINTENANCE	MEWBOURNE OIL COMPANY	-449.50	0.051908860	-23.33
MISCELLANEOUS EQUIPMENT RENTAL	MEWBOURNE OIL COMPANY	-147.00	0.051908860	-7.63
PRIME MOVER / PUMP MAINTENANCE	HR COMPRESSION & SERVICES	-298.69	0.051908860	-15.50
PROFESSIONAL SERVICES	PRICE ENERGY CONSULTING I	-120.00	0.051908860	-6.23
PUMPING	MEWBOURNE OIL COMPANY	-875.00	0.051908860	-45.42
PUMPING	MEWBOURNE OIL COMPANY	-656.25	0.051908860	-34.07
RENTAL SERVICES	GUNS UP SERVICES	-185.44	0.051908860	-9.63
RENTAL SERVICES	GUNS UP SERVICES	-49.45	0.051908860	-2.57
RENTAL SERVICES	SERVICE COMPRESSION LLC	-2,802.42	0.051908860	-145.47
RENTAL SERVICES	SERVICE COMPRESSION LLC	-4,343.85	0.051908860	-225.48
RENTAL SERVICES	BASELINE ENERGY SERVICES	-97.82	0.051908860	-5.08
SALT WATER DISPOSAL	OWL SWD OPERATING LLC	-6,774.11	0.051908860	-351.63
SALT WATER DISPOSAL	NGL WATER SOLUTIONS PERM	-188.79	0.051908860	-9.80
SALT WATER DISPOSAL	LIMESTONE BASIN PROPERTIE	-445.89	0.051908860	-23.15
SITE RESTORATION & EXCAVATION	TRINITY OILFIELD SERVICES &	-207.48	0.051908860	-10.77
OVERHEAD-FIXED RATE	MEWBOURNE OIL COMPANY	881.16	0.052700000	46.48
ADVALOREM TAXES	LEA COUNTY TREASURER	221.07	0.052753640	11.67
CHEMICALS-WATER TREATING	IMPERATIVE CHEMICAL PART	333.64	0.052753640	17.60
COMPANY SUPERVISION	MEWBOURNE OIL COMPANY	1,912.50	0.052753640	100.90
COMPANY SUPERVISION	MEWBOURNE OIL COMPANY	2,116.50	0.052753640	111.66
FUEL/ POWER / ELECTRICAL	XCEL ENERGY	741.10	0.052753640	39.09
LEASE & FACILITY MAINTENANCE	MEWBOURNE OIL COMPANY	95.10	0.052753640	5.02
LEASE & FACILITY MAINTENANCE	GARNER PUMP & SUPPLY INC	170.27	0.052753640	8.98
LEASE & FACILITY MAINTENANCE	AMERICAN MILLENNIUM COR	35.23	0.052753640	1.86
LEASE & FACILITY MAINTENANCE	K&S OILFIELD SUPPLIES LLC	281.53	0.052753640	14.85
LEASE & FACILITY MAINTENANCE	TURNCO ENTERPRISES LLC	95.00	0.052753640	5.01
LEASE & FACILITY MAINTENANCE	TURNCO ENTERPRISES LLC	237.50	0.052753640	12.53
LEASE & FACILITY MAINTENANCE	TURNCO ENTERPRISES LLC	21.92	0.052753640	1.16
LEASE & FACILITY MAINTENANCE	TURNCO ENTERPRISES LLC	43.84	0.052753640	2.32
LEASE & FACILITY MAINTENANCE	TURNCO ENTERPRISES LLC	597.39	0.052753640	31.51
LEASE & FACILITY MAINTENANCE	MEWBOURNE OIL COMPANY	449.50	0.052753640	23.71
MISCELLANEOUS EQUIPMENT RENTAL	MEWBOURNE OIL COMPANY	147.00	0.052753640	7.75
PRIME MOVER / PUMP MAINTENANCE	HR COMPRESSION & SERVICES	298.69	0.052753640	15.75
PROFESSIONAL SERVICES	PRICE ENERGY CONSULTING I	120.00	0.052753640	6.33
PUMPING	MEWBOURNE OIL COMPANY	875.00	0.052753640	46.16
PUMPING	MEWBOURNE OIL COMPANY	656.25	0.052753640	34.62
RENTAL SERVICES	GUNS UP SERVICES	185.44	0.052753640	9.79
RENTAL SERVICES	GUNS UP SERVICES	49.45	0.052753640	2.61
RENTAL SERVICES	SERVICE COMPRESSION LLC	2,802.42	0.052753640	147.84
RENTAL SERVICES	SERVICE COMPRESSION LLC	4,343.85	0.052753640	229.15
RENTAL SERVICES	BASELINE ENERGY SERVICES	97.82	0.052753640	5.16



## MEWBOURNE OIL COMPANY

SIANA OIL & GAS CO, LLC  
TOM M RAGSDALE  
400 N SAM HOUSTON PKWY EAST, STE 601  
HOUSTON, TX 77060

INVOICE NO.: 202102-15249  
INVOICE DATE: 2-28-2021  
OWNER: 035904-1  
BILLING FOR: February 2021

REFERENCE/DESCRIPTION OF CHARGES		GROSS CHARGES	WORKING INTEREST	NET CHARGE
SALT WATER DISPOSAL	OWL SWD OPERATING LLC	6,774.11	0.052753640	357.35
SALT WATER DISPOSAL	NGL WATER SOLUTIONS PERM	188.79	0.052753640	9.96
SALT WATER DISPOSAL	LIMESTONE BASIN PROPERTIE	445.89	0.052753640	23.53
SITE RESTORATION & EXCAVATION	TRINITY OILFIELD SERVICES &	207.48	0.052753640	10.95
Total Lease Operating Expense Cost		0.00		21.47
<u>Lease Operating Expense</u>				
OVERHEAD-FIXED RATE	MEWBOURNE OIL COMPANY	-881.16	0.051900000	-45.74
CHEMICALS-WATER TREATING	IMPERATIVE CHEMICAL PART	-333.64	0.051908860	-17.32
CHEMICALS-WATER TREATING	IMPERATIVE CHEMICAL PART	-475.81	0.051908860	-24.70
CHEMICALS-WATER TREATING	IMPERATIVE CHEMICAL PART	-595.34	0.051908860	-30.90
COMPANY SUPERVISION	MEWBOURNE OIL COMPANY	-420.75	0.051908860	-21.84
COMPANY SUPERVISION	MEWBOURNE OIL COMPANY	-637.50	0.051908860	-33.09
COMPANY SUPERVISION	MEWBOURNE OIL COMPANY	-637.50	0.051908860	-33.09
COMPRESSOR MAINTENANCE	G&A FABRICATION LLC	-141.92	0.051908860	-7.37
COMPRESSOR MAINTENANCE	G&A FABRICATION LLC	-141.92	0.051908860	-7.37
FUEL/ POWER / ELECTRICAL	XCEL ENERGY	-597.08	0.051908860	-30.99
GATHERING/TREATING/DEHYDRATION	LEGACY SAFETY AND CONSUM	-19.84	0.051908860	-1.03
GATHERING/TREATING/DEHYDRATION	LEGACY SAFETY AND CONSUM	-24.06	0.051908860	-1.25
GATHERING/TREATING/DEHYDRATION	LEGACY SAFETY AND CONSUM	-138.75	0.051908860	-7.20
LEASE & FACILITY MAINTENANCE	MEWBOURNE OIL COMPANY	-86.24	0.051908860	-4.48
LEASE & FACILITY MAINTENANCE	GAS WELL SERVICES INC	-23.22	0.051908860	-1.20
LEASE & FACILITY MAINTENANCE	GARNER PUMP & SUPPLY INC	-1.18	0.051908860	-0.06
LEASE & FACILITY MAINTENANCE	AMERICAN MILLENNIUM COR	-25.70	0.051908860	-1.33
LEASE & FACILITY MAINTENANCE	AMERICAN MILLENNIUM COR	-26.06	0.051908860	-1.35
LEASE & FACILITY MAINTENANCE	TURNCO ENTERPRISES LLC	-18.27	0.051908860	-0.95
LEASE & FACILITY MAINTENANCE	TURNCO ENTERPRISES LLC	-27.69	0.051908860	-1.44
LEASE & FACILITY MAINTENANCE	TURNCO ENTERPRISES LLC	-21.92	0.051908860	-1.14
LEASE & FACILITY MAINTENANCE	TURNCO ENTERPRISES LLC	-43.84	0.051908860	-2.28
LEASE & FACILITY MAINTENANCE	TURNCO ENTERPRISES LLC	-4.61	0.051908860	-0.24
LEASE & FACILITY MAINTENANCE	TURNCO ENTERPRISES LLC	-43.84	0.051908860	-2.28
LEASE & FACILITY MAINTENANCE	TURNCO ENTERPRISES LLC	-56.91	0.051908860	-2.95
LEASE & FACILITY MAINTENANCE	TURNCO ENTERPRISES LLC	-85.00	0.051908860	-4.41
LEASE & FACILITY MAINTENANCE	TURNCO ENTERPRISES LLC	-36.54	0.051908860	-1.90
LEASE & FACILITY MAINTENANCE	TURNCO ENTERPRISES LLC	-14.61	0.051908860	-0.76
LEASE & FACILITY MAINTENANCE	TURNCO ENTERPRISES LLC	-456.00	0.051908860	-23.67
LEASE & FACILITY MAINTENANCE	TURNCO ENTERPRISES LLC	-67.85	0.051908860	-3.52
LEASE & FACILITY MAINTENANCE	EP&S LLC	-129.39	0.051908860	-6.72
LEASE & FACILITY MAINTENANCE	EP&S LLC	-531.49	0.051908860	-27.59
LEASE & FACILITY MAINTENANCE	AY TRUCKING INC	-11.57	0.051908860	-0.60
LEASE & FACILITY MAINTENANCE	AY TRUCKING INC	-24.26	0.051908860	-1.26
LEASE & FACILITY MAINTENANCE	AY TRUCKING INC	-27.90	0.051908860	-1.45

## MEWBOURNE OIL COMPANY

Page 13

SIANA OIL & GAS CO, LLC  
TOM M RAGSDALE  
400 N SAM HOUSTON PKWY EAST, STE 601  
HOUSTON, TX 77060

INVOICE NO.: 202102-15249  
INVOICE DATE: 2-28-2021  
OWNER: 035904-1  
BILLING FOR: February 2021

REFERENCE/DESCRIPTION OF CHARGES		GROSS CHARGES	WORKING INTEREST	NET CHARGE
LEASE & FACILITY MAINTENANCE	AY TRUCKING INC	-173.46	0.051908860	-9.00
LEASE & FACILITY MAINTENANCE	AY TRUCKING INC	-33.96	0.051908860	-1.76
LEASE & FACILITY MAINTENANCE	AY TRUCKING INC	-126.15	0.051908860	-6.55
LEASE & FACILITY MAINTENANCE	AY TRUCKING INC	-12.86	0.051908860	-0.67
LEASE & FACILITY MAINTENANCE	AY TRUCKING INC	-11.57	0.051908860	-0.60
LEASE & FACILITY MAINTENANCE	AY TRUCKING INC	-15.28	0.051908860	-0.79
LEASE & FACILITY MAINTENANCE	AY TRUCKING INC	-13.34	0.051908860	-0.69
LEASE & FACILITY MAINTENANCE	LEGACY SAFETY AND CONSUM	-61.11	0.051908860	-3.17
LEASE & FACILITY MAINTENANCE	LEGACY SAFETY AND CONSUM	-83.56	0.051908860	-4.34
LEASE & FACILITY MAINTENANCE	MEWBOURNE OIL COMPANY	-449.50	0.051908860	-23.33
LEASE & FACILITY MAINTENANCE	MEWBOURNE OIL COMPANY	-255.75	0.051908860	-13.28
MISCELLANEOUS EQUIPMENT RENTAL	MEWBOURNE OIL COMPANY	-220.50	0.051908860	-11.45
PRIME MOVER / PUMP MAINTENANCE	HR COMPRESSION & SERVICE	-93.69	0.051908860	-4.86
PRIME MOVER / PUMP MAINTENANCE	HR COMPRESSION & SERVICE	-90.00	0.051908860	-4.67
PRIME MOVER / PUMP MAINTENANCE	HR COMPRESSION & SERVICE	-216.27	0.051908860	-11.23
PUMPING	MEWBOURNE OIL COMPANY	-900.00	0.051908860	-46.72
PUMPING	MEWBOURNE OIL COMPANY	-450.00	0.051908860	-23.36
RENTAL SERVICES	GUNS UP SERVICES	-420.33	0.051908860	-21.82
RENTAL SERVICES	SERVICE COMPRESSION LLC	-4,607.60	0.051908860	-239.17
RENTAL SERVICES	GRAVITY OILFIELD SERVICES	-50.86	0.051908860	-2.64
RENTAL SERVICES	GRAVITY OILFIELD SERVICES	-52.56	0.051908860	-2.73
RENTAL SERVICES	GRAVITY OILFIELD SERVICES	-50.86	0.051908860	-2.64
SALT WATER DISPOSAL	OWL SWD OPERATING LLC	-50.11	0.051908860	-2.60
SALT WATER DISPOSAL	OWL SWD OPERATING LLC	-42.73	0.051908860	-2.22
SALT WATER DISPOSAL	OWL SWD OPERATING LLC	-9,421.32	0.051908860	-489.05
SALT WATER DISPOSAL	NGL WATER SOLUTIONS PERM	-961.85	0.051908860	-49.93
SALT WATER DISPOSAL	AY TRUCKING INC	-101.89	0.051908860	-5.29
SALT WATER DISPOSAL	AY TRUCKING INC	-135.85	0.051908860	-7.05
SALT WATER DISPOSAL	LIMESTONE BASIN PROPERTIE	-620.15	0.051908860	-32.19
SITE RESTORATION & EXCAVATION	R360 ENVIRONMENTAL SOLUT	-179.35	0.051908860	-9.31
SITE RESTORATION & EXCAVATION	SUNDANCE SERVICES WEST I	-10.93	0.051908860	-0.57
OVERHEAD-FIXED RATE	MEWBOURNE OIL COMPANY	881.16	0.052700000	46.48
CHEMICALS-WATER TREATING	IMPERATIVE CHEMICAL PART	333.64	0.052753640	17.60
CHEMICALS-WATER TREATING	IMPERATIVE CHEMICAL PART	475.81	0.052753640	25.10
CHEMICALS-WATER TREATING	IMPERATIVE CHEMICAL PART	595.34	0.052753640	31.40
COMPANY SUPERVISION	MEWBOURNE OIL COMPANY	420.75	0.052753640	22.20
COMPANY SUPERVISION	MEWBOURNE OIL COMPANY	637.50	0.052753640	33.63
COMPANY SUPERVISION	MEWBOURNE OIL COMPANY	637.50	0.052753640	33.63
COMPRESSOR MAINTENANCE	G&A FABRICATION LLC	141.92	0.052753640	7.49
COMPRESSOR MAINTENANCE	G&A FABRICATION LLC	141.92	0.052753640	7.49
FUEL/ POWER / ELECTRICAL	XCEL ENERGY	597.08	0.052753640	31.50
GATHERING/TREATING/DEHYDRATION	LEGACY SAFETY AND CONSUM	19.84	0.052753640	1.05

## MEWBOURNE OIL COMPANY

SIANA OIL & GAS CO, LLC  
TOM M RAGSDALE  
400 N SAM HOUSTON PKWY EAST, STE 601  
HOUSTON, TX 77060

INVOICE NO.: 202102-15249  
INVOICE DATE: 2-28-2021  
OWNER: 035904-1  
BILLING FOR: February 2021

REFERENCE/DESCRIPTION OF CHARGES		GROSS CHARGES	WORKING INTEREST	NET CHARGE
GATHERING/TREATING/DEHYDRATION	LEGACY SAFETY AND CONSUM	24.06	0.052753640	1.27
GATHERING/TREATING/DEHYDRATION	LEGACY SAFETY AND CONSUM	138.75	0.052753640	7.32
LEASE & FACILITY MAINTENANCE	MEWBOURNE OIL COMPANY	86.24	0.052753640	4.55
LEASE & FACILITY MAINTENANCE	GAS WELL SERVICES INC	23.22	0.052753640	1.22
LEASE & FACILITY MAINTENANCE	GARNER PUMP & SUPPLY INC	1.18	0.052753640	0.06
LEASE & FACILITY MAINTENANCE	AMERICAN MILLENNIUM COR	25.70	0.052753640	1.35
LEASE & FACILITY MAINTENANCE	AMERICAN MILLENNIUM COR	26.06	0.052753640	1.37
LEASE & FACILITY MAINTENANCE	TURNCO ENTERPRISES LLC	18.27	0.052753640	0.97
LEASE & FACILITY MAINTENANCE	TURNCO ENTERPRISES LLC	27.69	0.052753640	1.46
LEASE & FACILITY MAINTENANCE	TURNCO ENTERPRISES LLC	21.92	0.052753640	1.16
LEASE & FACILITY MAINTENANCE	TURNCO ENTERPRISES LLC	43.84	0.052753640	2.32
LEASE & FACILITY MAINTENANCE	TURNCO ENTERPRISES LLC	4.61	0.052753640	0.24
LEASE & FACILITY MAINTENANCE	TURNCO ENTERPRISES LLC	43.84	0.052753640	2.32
LEASE & FACILITY MAINTENANCE	TURNCO ENTERPRISES LLC	56.91	0.052753640	3.00
LEASE & FACILITY MAINTENANCE	TURNCO ENTERPRISES LLC	85.00	0.052753640	4.48
LEASE & FACILITY MAINTENANCE	TURNCO ENTERPRISES LLC	36.54	0.052753640	1.93
LEASE & FACILITY MAINTENANCE	TURNCO ENTERPRISES LLC	14.61	0.052753640	0.77
LEASE & FACILITY MAINTENANCE	TURNCO ENTERPRISES LLC	456.00	0.052753640	24.06
LEASE & FACILITY MAINTENANCE	TURNCO ENTERPRISES LLC	67.85	0.052753640	3.58
LEASE & FACILITY MAINTENANCE	EP&S LLC	129.39	0.052753640	6.83
LEASE & FACILITY MAINTENANCE	EP&S LLC	531.49	0.052753640	28.04
LEASE & FACILITY MAINTENANCE	AY TRUCKING INC	11.57	0.052753640	0.61
LEASE & FACILITY MAINTENANCE	AY TRUCKING INC	24.26	0.052753640	1.28
LEASE & FACILITY MAINTENANCE	AY TRUCKING INC	27.90	0.052753640	1.47
LEASE & FACILITY MAINTENANCE	AY TRUCKING INC	173.46	0.052753640	9.15
LEASE & FACILITY MAINTENANCE	AY TRUCKING INC	33.96	0.052753640	1.79
LEASE & FACILITY MAINTENANCE	AY TRUCKING INC	126.15	0.052753640	6.66
LEASE & FACILITY MAINTENANCE	AY TRUCKING INC	12.86	0.052753640	0.68
LEASE & FACILITY MAINTENANCE	AY TRUCKING INC	11.57	0.052753640	0.61
LEASE & FACILITY MAINTENANCE	AY TRUCKING INC	15.28	0.052753640	0.80
LEASE & FACILITY MAINTENANCE	AY TRUCKING INC	13.34	0.052753640	0.70
LEASE & FACILITY MAINTENANCE	LEGACY SAFETY AND CONSUM	61.11	0.052753640	3.22
LEASE & FACILITY MAINTENANCE	LEGACY SAFETY AND CONSUM	83.56	0.052753640	4.41
LEASE & FACILITY MAINTENANCE	MEWBOURNE OIL COMPANY	449.50	0.052753640	23.71
LEASE & FACILITY MAINTENANCE	MEWBOURNE OIL COMPANY	255.75	0.052753640	13.50
MISCELLANEOUS EQUIPMENT RENTAL	MEWBOURNE OIL COMPANY	220.50	0.052753640	11.64
PRIME MOVER / PUMP MAINTENANCE	HR COMPRESSION & SERVICE	93.69	0.052753640	4.94
PRIME MOVER / PUMP MAINTENANCE	HR COMPRESSION & SERVICE	90.00	0.052753640	4.75
PRIME MOVER / PUMP MAINTENANCE	HR COMPRESSION & SERVICE	216.27	0.052753640	11.41
PUMPING	MEWBOURNE OIL COMPANY	900.00	0.052753640	47.48
PUMPING	MEWBOURNE OIL COMPANY	450.00	0.052753640	23.74
RENTAL SERVICES	GUNS UP SERVICES	420.33	0.052753640	22.18

## MEWBOURNE OIL COMPANY

SIANA OIL & GAS CO, LLC  
TOM M RAGSDALE  
400 N SAM HOUSTON PKWY EAST, STE 601  
HOUSTON, TX 77060

INVOICE NO.: 202102-15249  
INVOICE DATE: 2-28-2021  
OWNER: 035904-1  
BILLING FOR: February 2021

REFERENCE/DESCRIPTION OF CHARGES		GROSS CHARGES	WORKING INTEREST	NET CHARGE
RENTAL SERVICES	SERVICE COMPRESSION LLC	4,607.60	0.052753640	243.06
RENTAL SERVICES	GRAVITY OILFIELD SERVICES	50.86	0.052753640	2.68
RENTAL SERVICES	GRAVITY OILFIELD SERVICES	52.56	0.052753640	2.77
RENTAL SERVICES	GRAVITY OILFIELD SERVICES	50.86	0.052753640	2.68
SALT WATER DISPOSAL	OWL SWD OPERATING LLC	50.11	0.052753640	2.64
SALT WATER DISPOSAL	OWL SWD OPERATING LLC	42.73	0.052753640	2.26
SALT WATER DISPOSAL	OWL SWD OPERATING LLC	9,421.32	0.052753640	497.01
SALT WATER DISPOSAL	NGL WATER SOLUTIONS PERM	961.85	0.052753640	50.74
SALT WATER DISPOSAL	AY TRUCKING INC	101.89	0.052753640	5.38
SALT WATER DISPOSAL	AY TRUCKING INC	135.85	0.052753640	7.16
SALT WATER DISPOSAL	LIMESTONE BASIN PROPERTIE	620.15	0.052753640	32.71
SITE RESTORATION & EXCAVATION	R360 ENVIRONMENTAL SOLUT	179.35	0.052753640	9.46
SITE RESTORATION & EXCAVATION	SUNDANCE SERVICES WEST I	10.93	0.052753640	0.58
Total Lease Operating Expense Cost		0.00		22.58
<b>Netted Owner</b>				
<u>Lease Operating Expense</u>				
COMPANY SUPERVISION	MEWBOURNE OIL COMPANY	862.50	0.052753640	45.50
COMPANY SUPERVISION	MEWBOURNE OIL COMPANY	575.00	0.052753640	30.33
COMPANY SUPERVISION	MEWBOURNE OIL COMPANY	1,150.00	0.052753640	60.66
FUEL/ POWER / ELECTRICAL	XCEL ENERGY	192.24	0.052753640	10.14
GATHERING/TREATING/DEHYDRATION	PRO-KEM INC	294.94	0.052753640	15.56
LEASE & FACILITY	MEWBOURNE OIL COMPANY	1,050.00	0.052753640	55.39
LEASE & FACILITY	MEWBOURNE OIL COMPANY	588.00	0.052753640	31.02
LEASE & FACILITY	MEWBOURNE OIL COMPANY	175.00	0.052753640	9.23
LEASE & FACILITY	MEWBOURNE OIL COMPANY	350.00	0.052753640	18.46
LEASE & FACILITY	MEWBOURNE OIL COMPANY	581.00	0.052753640	30.65
LEASE & FACILITY MAINTENANCE	GARNER PUMP & SUPPLY INC	0.78	0.052753640	0.04
LEASE & FACILITY MAINTENANCE	GARNER PUMP & SUPPLY INC	39.49	0.052753640	2.08
LEASE & FACILITY MAINTENANCE	GARNER PUMP & SUPPLY INC	247.73	0.052753640	13.06
LEASE & FACILITY MAINTENANCE	K&S OILFIELD SUPPLIES LLC	326.93	0.052753640	17.25
LEASE & FACILITY MAINTENANCE	TURNCO ENTERPRISES LLC	13.14	0.052753640	0.69
LEASE & FACILITY MAINTENANCE	TURNCO ENTERPRISES LLC	24.14	0.052753640	1.28
LEASE & FACILITY MAINTENANCE	TURNCO ENTERPRISES LLC	300.00	0.052753640	15.83
LEASE & FACILITY MAINTENANCE	TURNCO ENTERPRISES LLC	32.86	0.052753640	1.73
LEASE & FACILITY MAINTENANCE	TURNCO ENTERPRISES LLC	368.00	0.052753640	19.41
LEASE & FACILITY MAINTENANCE	TURNCO ENTERPRISES LLC	42.86	0.052753640	2.26
LEASE & FACILITY MAINTENANCE	TURNCO ENTERPRISES LLC	118.29	0.052753640	6.24
LEASE & FACILITY MAINTENANCE	TURNCO ENTERPRISES LLC	78.86	0.052753640	4.16
LEASE & FACILITY MAINTENANCE	INGRAM PROFESSIONAL SERV	161.16	0.052753640	8.50
LEASE & FACILITY MAINTENANCE	INGRAM PROFESSIONAL SERV	1,069.79	0.052753640	56.43
LEASE & FACILITY MAINTENANCE	INGRAM PROFESSIONAL SERV	528.48	0.052753640	27.88
LEASE & FACILITY MAINTENANCE	TRINITY OILFIELD SERVICES &	706.85	0.052753640	37.29

## MEWBOURNE OIL COMPANY

SIANA OIL & GAS CO, LLC  
TOM M RAGSDALE  
400 N SAM HOUSTON PKWY EAST, STE 601  
HOUSTON, TX 77060

INVOICE NO.: 202102-15249  
INVOICE DATE: 2-28-2021  
OWNER: 035904-1  
BILLING FOR: February 2021

REFERENCE/DESCRIPTION OF CHARGES		GROSS CHARGES	WORKING INTEREST	NET CHARGE
LEASE & FACILITY MAINTENANCE	H-M TRUCKING LLC	215.79	0.052753640	11.38
MISCELLANEOUS EQUIPMENT RENTAL	MEWBOURNE OIL COMPANY	243.04	0.052753640	12.82
OVERHEAD-FIXED RATE	MEWBOURNE OIL COMPANY	881.16	0.052753640	46.48
PUMPING	MEWBOURNE OIL COMPANY	850.00	0.052753640	44.84
PUMPING	MEWBOURNE OIL COMPANY	425.00	0.052753640	22.42
SALT WATER DISPOSAL	OWL SWD OPERATING LLC	5,109.83	0.052753640	269.56
SALT WATER DISPOSAL	OWL SWD OPERATING LLC	4,467.97	0.052753640	235.70
SALT WATER DISPOSAL	LIMESTONE BASIN PROPERTIE	294.08	0.052753640	15.51
Total Lease Operating Expense Cost		22,364.91		1,179.78
<b>62775000-30 SUBTOTAL</b>		<b>22,364.91</b>	<b>1,223.83</b>	
<b>PROPERTY: 62775000 62775000-9,120 IBEX 10 B3NC FED COM 1H</b>				
<u>Tangible Well Cost</u>				
DRILLING HEAD	MEWBOURNE OIL COMPANY	14,420.25	0.051908860	748.54
Total Tangible Well Cost Cost		14,420.25		748.54
<b>62775000-9,120 SUBTOTAL</b>		<b>14,420.25</b>	<b>748.54</b>	
<b>PROPERTY: 62775000 62775000-9,220 IBEX 10 B3NC FED COM 1H</b>				
<u>Tangible Well Cost</u>				
DRILLING HEAD	MEWBOURNE OIL COMPANY	-14,420.25	0.052753640	-760.72
Total Tangible Well Cost Cost		-14,420.25		-760.72
<b>62775000-9,220 SUBTOTAL</b>		<b>-14,420.25</b>	<b>-760.72</b>	
<b>PROPERTY 62775000 TOTAL</b>		<b>22,364.91</b>	<b>1,211.65</b>	
<b>PROPERTY: 62776000 62776000-20 IBEX 10 B3OB FED COM 1H</b>				
<u>Tangible Well Cost</u>				
TUBING HEAD & UPPER SECTION	MEWBOURNE OIL COMPANY	-14,420.25	0.032250710	-465.06
Total Tangible Well Cost Cost		-14,420.25		-465.06
<b>62776000-20 SUBTOTAL</b>		<b>-14,420.25</b>	<b>-465.06</b>	
<b>PROPERTY: 62776000 62776000-30 IBEX 10 B3OB FED COM 1H</b>				
<u>Lease Operating Expense</u>				
CHEMICALS-OIL TREATING	PRO-KEM INC	95.18	0.032250710	3.07
COMPANY SUPERVISION	MEWBOURNE OIL COMPANY	287.50	0.032250710	9.27
EMISSIONS CONTROL EQUIPMENT MAINTENANCE	G&A FABRICATION LLC	152.36	0.032250710	4.91
FUEL/ POWER / ELECTRICAL	XCEL ENERGY	500.04	0.032250710	16.13
LEASE & FACILITY	MEWBOURNE OIL COMPANY	700.00	0.032250710	22.58
LEASE & FACILITY	MEWBOURNE OIL COMPANY	175.00	0.032250710	5.64
LEASE & FACILITY	MEWBOURNE OIL COMPANY	231.00	0.032250710	7.45
LEASE & FACILITY MAINTENANCE	GARNER PUMP & SUPPLY INC	28.84	0.032250710	0.93
LEASE & FACILITY MAINTENANCE	GARNER PUMP & SUPPLY INC	0.78	0.032250710	0.02
LEASE & FACILITY MAINTENANCE	TURNCO ENTERPRISES LLC	13.14	0.032250710	0.42



## MEWBOURNE OIL COMPANY

SIANA OIL & GAS CO, LLC  
TOM M RAGSDALE  
400 N SAM HOUSTON PKWY EAST, STE 601  
HOUSTON, TX 77060

INVOICE NO.: 202102-15249  
INVOICE DATE: 2-28-2021  
OWNER: 035904-1  
BILLING FOR: February 2021

REFERENCE/DESCRIPTION OF CHARGES		GROSS CHARGES	WORKING INTEREST	NET CHARGE
LEASE & FACILITY MAINTENANCE	TURNCO ENTERPRISES LLC	24.14	0.032250710	0.78
LEASE & FACILITY MAINTENANCE	TURNCO ENTERPRISES LLC	300.00	0.032250710	9.68
LEASE & FACILITY MAINTENANCE	TURNCO ENTERPRISES LLC	150.00	0.032250710	4.84
LEASE & FACILITY MAINTENANCE	TURNCO ENTERPRISES LLC	32.85	0.032250710	1.06
LEASE & FACILITY MAINTENANCE	TURNCO ENTERPRISES LLC	100.00	0.032250710	3.22
LEASE & FACILITY MAINTENANCE	TURNCO ENTERPRISES LLC	42.86	0.032250710	1.38
LEASE & FACILITY MAINTENANCE	TURNCO ENTERPRISES LLC	118.28	0.032250710	3.81
LEASE & FACILITY MAINTENANCE	TURNCO ENTERPRISES LLC	78.86	0.032250710	2.54
LEASE & FACILITY MAINTENANCE	INGRAM PROFESSIONAL SERV	2,286.77	0.032250710	73.75
LEASE & FACILITY MAINTENANCE	H-M TRUCKING LLC	215.79	0.032250710	6.96
LEASE & FACILITY MAINTENANCE	H-M TRUCKING LLC	893.37	0.032250710	28.81
MISCELLANEOUS EQUIPMENT RENTAL	MEWBOURNE OIL COMPANY	243.04	0.032250710	7.84
OVERHEAD-FIXED RATE	MEWBOURNE OIL COMPANY	881.16	0.032250710	28.42
PUMPING	MEWBOURNE OIL COMPANY	850.00	0.032250710	27.41
PUMPING	MEWBOURNE OIL COMPANY	425.00	0.032250710	13.71
RENTAL SERVICES	NATURAL GAS SERVICES GRO	4,199.74	0.032250710	135.44
SALT WATER DISPOSAL	OWL SWD OPERATING LLC	6,263.66	0.032250710	202.01
SALT WATER DISPOSAL	OWL SWD OPERATING LLC	10,252.32	0.032250710	330.64
SALT WATER DISPOSAL	LIMESTONE BASIN PROPERTIE	674.84	0.032250710	21.76
Total Lease Operating Expense Cost		30,216.52		974.48
<b>62776000-30 SUBTOTAL</b>		<b>30,216.52</b>	<b>974.48</b>	
<b>PROPERTY: 62776000 62776000-9,222 IBEX 10 B3OB FED COM 1H</b>				
<u>Tangible Well Cost</u>				
DRILLING HEAD	MEWBOURNE OIL COMPANY	16,575.00	0.001157510	19.19
Total Tangible Well Cost Cost		16,575.00		19.19
<b>62776000-9,222 SUBTOTAL</b>		<b>16,575.00</b>	<b>19.19</b>	
<b>PROPERTY: 62776000 62776000-9,232 IBEX 10 B3OB FED COM 1H</b>				
<u>Lease Operating Expense</u>				
ADVALOREM TAXES	LEA COUNTY TREASURER	359.28	0.001157510	0.42
CHEMICALS-WATER TREATING	IMPERATIVE CHEMICAL PART	126.08	0.001157510	0.15
CHEMICALS-WATER TREATING	IMPERATIVE CHEMICAL PART	261.99	0.001157510	0.30
COMPANY SUPERVISION	MEWBOURNE OIL COMPANY	1,912.50	0.001157510	2.21
COMPANY SUPERVISION	MEWBOURNE OIL COMPANY	433.50	0.001157510	0.50
COMPANY SUPERVISION	MEWBOURNE OIL COMPANY	637.50	0.001157510	0.74
COMPANY SUPERVISION	MEWBOURNE OIL COMPANY	1,275.00	0.001157510	1.48
COMPRESSOR MAINTENANCE	G&A FABRICATION LLC	141.92	0.001157510	0.16
COMPRESSOR MAINTENANCE	G&A FABRICATION LLC	141.92	0.001157510	0.16
FUEL/ POWER / ELECTRICAL	XCEL ENERGY	623.09	0.001157510	0.72
FUEL/ POWER / ELECTRICAL	XCEL ENERGY	414.03	0.001157510	0.47
GATHERING/TREATING/DEHYDRATION	LEGACY SAFETY AND CONSUM	34.62	0.001157510	0.04

## MEWBOURNE OIL COMPANY

SIANA OIL & GAS CO, LLC  
TOM M RAGSDALE  
400 N SAM HOUSTON PKWY EAST, STE 601  
HOUSTON, TX 77060

**INVOICE NO.:** 202102-15249  
**INVOICE DATE:** 2-28-2021  
**OWNER:** 035904-1  
**BILLING FOR:** February 2021

REFERENCE/DESCRIPTION OF CHARGES		GROSS CHARGES	WORKING INTEREST	NET CHARGE
GATHERING/TREATING/DEHYDRATION	LEGACY SAFETY AND CONSUMPTION	109.29	0.001157510	0.13
LEASE & FACILITY MAINTENANCE	MEWBOURNE OIL COMPANY	95.10	0.001157510	0.11
LEASE & FACILITY MAINTENANCE	MEWBOURNE OIL COMPANY	86.24	0.001157510	0.10
LEASE & FACILITY MAINTENANCE	GAS WELL SERVICES INC	23.23	0.001157510	0.03
LEASE & FACILITY MAINTENANCE	GARNER PUMP & SUPPLY INC	38.93	0.001157510	0.04
LEASE & FACILITY MAINTENANCE	GARNER PUMP & SUPPLY INC	1.19	0.001157510	0.00
LEASE & FACILITY MAINTENANCE	GARNER PUMP & SUPPLY INC	53.95	0.001157510	0.06
LEASE & FACILITY MAINTENANCE	GARNER PUMP & SUPPLY INC	267.56	0.001157510	0.31
LEASE & FACILITY MAINTENANCE	AMERICAN MILLENNIUM CORP	25.70	0.001157510	0.03
LEASE & FACILITY MAINTENANCE	AMERICAN MILLENNIUM CORP	25.70	0.001157510	0.03
LEASE & FACILITY MAINTENANCE	TURNCO ENTERPRISES LLC	21.92	0.001157510	0.03
LEASE & FACILITY MAINTENANCE	TURNCO ENTERPRISES LLC	43.85	0.001157510	0.05
LEASE & FACILITY MAINTENANCE	TURNCO ENTERPRISES LLC	18.27	0.001157510	0.02
LEASE & FACILITY MAINTENANCE	TURNCO ENTERPRISES LLC	49.61	0.001157510	0.06
LEASE & FACILITY MAINTENANCE	TURNCO ENTERPRISES LLC	43.85	0.001157510	0.05
LEASE & FACILITY MAINTENANCE	TURNCO ENTERPRISES LLC	48.47	0.001157510	0.06
LEASE & FACILITY MAINTENANCE	TURNCO ENTERPRISES LLC	56.93	0.001157510	0.07
LEASE & FACILITY MAINTENANCE	TURNCO ENTERPRISES LLC	255.00	0.001157510	0.30
LEASE & FACILITY MAINTENANCE	TURNCO ENTERPRISES LLC	36.54	0.001157510	0.04
LEASE & FACILITY MAINTENANCE	TURNCO ENTERPRISES LLC	14.62	0.001157510	0.02
LEASE & FACILITY MAINTENANCE	TURNCO ENTERPRISES LLC	67.86	0.001157510	0.08
LEASE & FACILITY MAINTENANCE	INGRAM PROFESSIONAL SERVICES	984.06	0.001157510	1.14
LEASE & FACILITY MAINTENANCE	INGRAM PROFESSIONAL SERVICES	2,970.84	0.001157510	3.44
LEASE & FACILITY MAINTENANCE	TRINITY OILFIELD SERVICES & SUPPLY	134.51	0.001157510	0.16
LEASE & FACILITY MAINTENANCE	EP&S LLC	129.39	0.001157510	0.15
LEASE & FACILITY MAINTENANCE	EP&S LLC	531.51	0.001157510	0.62
LEASE & FACILITY MAINTENANCE	AY TRUCKING INC	63.74	0.001157510	0.07
LEASE & FACILITY MAINTENANCE	AY TRUCKING INC	33.97	0.001157510	0.04
LEASE & FACILITY MAINTENANCE	AY TRUCKING INC	12.86	0.001157510	0.01
LEASE & FACILITY MAINTENANCE	AY TRUCKING INC	26.87	0.001157510	0.03
LEASE & FACILITY MAINTENANCE	AY TRUCKING INC	13.34	0.001157510	0.02
LEASE & FACILITY MAINTENANCE	LEGACY SAFETY AND CONSUMPTION	48.12	0.001157510	0.06
LEASE & FACILITY MAINTENANCE	LEGACY SAFETY AND CONSUMPTION	65.82	0.001157510	0.08
LEASE & FACILITY MAINTENANCE	MEWBOURNE OIL COMPANY	651.00	0.001157510	0.75
LEASE & FACILITY MAINTENANCE	MEWBOURNE OIL COMPANY	643.25	0.001157510	0.74
LEASE & FACILITY MAINTENANCE	MEWBOURNE OIL COMPANY	193.75	0.001157510	0.22
MISCELLANEOUS EQUIPMENT RENTAL	MEWBOURNE OIL COMPANY	147.00	0.001157510	0.17
MISCELLANEOUS EQUIPMENT RENTAL	MEWBOURNE OIL COMPANY	220.50	0.001157510	0.26
OVERHEAD-FIXED RATE	MEWBOURNE OIL COMPANY	872.01	0.001157510	1.01
OVERHEAD-FIXED RATE	MEWBOURNE OIL COMPANY	872.01	0.001157510	1.01
PRIME MOVER / PUMP MAINTENANCE	HR COMPRESSION & SERVICES	144.64	0.001157510	0.17
PRIME MOVER / PUMP MAINTENANCE	HR COMPRESSION & SERVICES	170.31	0.001157510	0.20

## MEWBOURNE OIL COMPANY

Page 19

SIANA OIL & GAS CO, LLC  
TOM M RAGSDALE  
400 N SAM HOUSTON PKWY EAST, STE 601  
HOUSTON, TX 77060

INVOICE NO.: 202102-15249  
INVOICE DATE: 2-28-2021  
OWNER: 035904-1  
BILLING FOR: February 2021

REFERENCE/DESCRIPTION OF CHARGES		GROSS CHARGES	WORKING INTEREST	NET CHARGE
PRIME MOVER / PUMP MAINTENANCE	HR COMPRESSION & SERVICE	289.43	0.001157510	0.34
PRIME MOVER / PUMP MAINTENANCE	HR COMPRESSION & SERVICE	1,200.24	0.001157510	1.39
PROFESSIONAL SERVICES	PRICE ENERGY CONSULTING I	240.00	0.001157510	0.28
PUMPING	MEWBOURNE OIL COMPANY	1,531.25	0.001157510	1.77
PUMPING	MEWBOURNE OIL COMPANY	1,350.00	0.001157510	1.56
RENTAL SERVICES	NATURAL GAS SERVICES GRO	4,199.74	0.001157510	4.86
RENTAL SERVICES	NATURAL GAS SERVICES GRO	4,199.74	0.001157510	4.86
RENTAL SERVICES	NATURAL GAS SERVICES GRO	4,199.74	0.001157510	4.86
RENTAL SERVICES	GUNS UP SERVICES	184.97	0.001157510	0.22
RENTAL SERVICES	GUNS UP SERVICES	331.01	0.001157510	0.38
RENTAL SERVICES	BASELINE ENERGY SERVICES	77.03	0.001157510	0.09
RENTAL SERVICES	GRAVITY OILFIELD SERVICES	40.05	0.001157510	0.05
RENTAL SERVICES	GRAVITY OILFIELD SERVICES	41.39	0.001157510	0.05
RENTAL SERVICES	GRAVITY OILFIELD SERVICES	40.05	0.001157510	0.05
SALT WATER DISPOSAL	OWL SWD OPERATING LLC	3,943.08	0.001157510	4.56
SALT WATER DISPOSAL	OWL SWD OPERATING LLC	50.11	0.001157510	0.06
SALT WATER DISPOSAL	OWL SWD OPERATING LLC	5,036.34	0.001157510	5.83
SALT WATER DISPOSAL	NGL WATER SOLUTIONS PERM	109.68	0.001157510	0.13
SALT WATER DISPOSAL	NGL WATER SOLUTIONS PERM	510.72	0.001157510	0.59
SALT WATER DISPOSAL	AY TRUCKING INC	101.89	0.001157510	0.12
SALT WATER DISPOSAL	AY TRUCKING INC	135.85	0.001157510	0.16
SALT WATER DISPOSAL	LIMESTONE BASIN PROPERTIE	259.56	0.001157510	0.30
SALT WATER DISPOSAL	LIMESTONE BASIN PROPERTIE	328.72	0.001157510	0.38
SITE RESTORATION & EXCAVATION	TRINITY OILFIELD SERVICES &	163.39	0.001157510	0.19
SITE RESTORATION & EXCAVATION	SUNDANCE SERVICES WEST II	10.95	0.001157510	0.01
Total Lease Operating Expense Cost		45,249.67		52.41

62776000-9,232 SUBTOTAL

45,249.67

52.41

PROPERTY 62776000 TOTAL

77,620.94

581.02

PROPERTY: 62906000 62906000-30 GAZELLE 22 B2MD FED COM 2H

Lease Operating Expense

CHEMICALS-WATER TREATING	CATALYST OILFIELD SERVICE	896.75	0.196991940	176.65
DELAY RENTALS/SI ROYALTIES	STATE OF NEW MEXICO	160.00	0.196991940	31.52
EMISSIONS CONTROL EQUIPMENT MAINTENANCE	G&A FABRICATION LLC	76.17	0.196991940	15.01
EMISSIONS CONTROL EQUIPMENT MAINTENANCE	G&A FABRICATION LLC	118.58	0.196991940	23.36
EMISSIONS CONTROL EQUIPMENT MAINTENANCE	G&A FABRICATION LLC	76.17	0.196991940	15.01
EMISSIONS CONTROL EQUIPMENT MAINTENANCE	G&A FABRICATION LLC	76.17	0.196991940	15.01
EMISSIONS CONTROL EQUIPMENT MAINTENANCE	G&A FABRICATION LLC	76.17	0.196991940	15.01
EMISSIONS CONTROL EQUIPMENT MAINTENANCE	VAPROX LLC	135.89	0.196991940	26.77
EMISSIONS CONTROL EQUIPMENT MAINTENANCE	TRINITY OILFIELD SERVICES &	145.06	0.196991940	28.58
FUEL/ POWER / ELECTRICAL	XCEL ENERGY	306.87	0.196991940	60.45
LEASE & FACILITY	MEWBOURNE OIL COMPANY	175.00	0.196991940	34.47

## MEWBOURNE OIL COMPANY

SIANA OIL & GAS CO, LLC  
TOM M RAGSDALE  
400 N SAM HOUSTON PKWY EAST, STE 601  
HOUSTON, TX 77060

INVOICE NO.: 202102-15249  
INVOICE DATE: 2-28-2021  
OWNER: 035904-1  
BILLING FOR: February 2021

REFERENCE/DESCRIPTION OF CHARGES		GROSS CHARGES	WORKING INTEREST	NET CHARGE
LEASE & FACILITY	MEWBOURNE OIL COMPANY	175.00	0.196991940	34.47
LEASE & FACILITY	MEWBOURNE OIL COMPANY	700.00	0.196991940	137.90
LEASE & FACILITY	MEWBOURNE OIL COMPANY	238.00	0.196991940	46.89
LEASE & FACILITY MAINTENANCE	CUSTOM WELDING OF HOBBS	909.05	0.196991940	179.07
LEASE & FACILITY MAINTENANCE	CUSTOM WELDING OF HOBBS	909.05	0.196991940	179.07
LEASE & FACILITY MAINTENANCE	GARNER PUMP & SUPPLY INC	0.78	0.196991940	0.17
LEASE & FACILITY MAINTENANCE	K&S OILFIELD SUPPLIES LLC	133.60	0.196991940	26.32
LEASE & FACILITY MAINTENANCE	TURNCO ENTERPRISES LLC	13.14	0.196991940	2.59
LEASE & FACILITY MAINTENANCE	TURNCO ENTERPRISES LLC	24.14	0.196991940	4.76
LEASE & FACILITY MAINTENANCE	TURNCO ENTERPRISES LLC	100.00	0.196991940	19.70
LEASE & FACILITY MAINTENANCE	TURNCO ENTERPRISES LLC	322.00	0.196991940	63.43
LEASE & FACILITY MAINTENANCE	TURNCO ENTERPRISES LLC	184.00	0.196991940	36.24
LEASE & FACILITY MAINTENANCE	TURNCO ENTERPRISES LLC	75.00	0.196991940	14.78
LEASE & FACILITY MAINTENANCE	TURNCO ENTERPRISES LLC	322.00	0.196991940	63.43
LEASE & FACILITY MAINTENANCE	TURNCO ENTERPRISES LLC	276.00	0.196991940	54.38
LEASE & FACILITY MAINTENANCE	TURNCO ENTERPRISES LLC	32.84	0.196991940	6.47
LEASE & FACILITY MAINTENANCE	TURNCO ENTERPRISES LLC	50.00	0.196991940	9.85
LEASE & FACILITY MAINTENANCE	TURNCO ENTERPRISES LLC	42.85	0.196991940	8.44
LEASE & FACILITY MAINTENANCE	TURNCO ENTERPRISES LLC	118.28	0.196991940	23.29
LEASE & FACILITY MAINTENANCE	TURNCO ENTERPRISES LLC	78.85	0.196991940	15.53
LEASE & FACILITY MAINTENANCE	INGRAM PROFESSIONAL SERV	797.05	0.196991940	157.01
LEASE & FACILITY MAINTENANCE	INGRAM PROFESSIONAL SERV	161.15	0.196991940	31.74
LEASE & FACILITY MAINTENANCE	EP&S LLC	7.20	0.196991940	1.42
LEASE & FACILITY MAINTENANCE	EP&S LLC	114.73	0.196991940	22.60
LEASE & FACILITY MAINTENANCE	EP&S LLC	56.02	0.196991940	11.03
LEASE & FACILITY MAINTENANCE	LIMESTONE BASIN PROPERTIE	2,865.48	0.196991940	564.48
MISCELLANEOUS EQUIPMENT RENTAL	MEWBOURNE OIL COMPANY	243.04	0.196991940	47.88
OVERHEAD-FIXED RATE	MEWBOURNE OIL COMPANY	881.16	0.196991940	173.58
PRIME MOVER / PUMP MAINTENANCE	HR COMPRESSION & SERVICE	354.84	0.196991940	69.90
PUMPING	MEWBOURNE OIL COMPANY	850.00	0.196991940	167.44
PUMPING	MEWBOURNE OIL COMPANY	425.00	0.196991940	83.72
RENTAL SERVICES	USA COMPRESSION PARTNER	5,011.26	0.196991940	987.18
SALT WATER DISPOSAL	OWL SWD OPERATING LLC	7,576.99	0.196991940	1,492.61
SALT WATER DISPOSAL	OWL SWD OPERATING LLC	6,064.65	0.196991940	1,194.69
SALT WATER DISPOSAL	LIMESTONE BASIN PROPERTIE	399.20	0.196991940	78.64
Total Lease Operating Expense Cost		32,755.18		6,452.54

62906000-30 SUBTOTAL

32,755.18

6,452.54

PROPERTY 62906000 TOTAL

32,755.18

6,452.54

PROPERTY: 62915000 62915000-20 CREEDENCE 21/16 W0ED ST COM 2H

Intangible Well Cost

COMPANY SUPERVISION

MEWBOURNE OIL COMPANY

1,150.00

0.006363620

7.32

## MEWBOURNE OIL COMPANY

SIANA OIL & GAS CO, LLC  
TOM M RAGSDALE  
400 N SAM HOUSTON PKWY EAST, STE 601  
HOUSTON, TX 77060

INVOICE NO.: 202102-15249  
INVOICE DATE: 2-28-2021  
OWNER: 035904-1  
BILLING FOR: February 2021

REFERENCE/DESCRIPTION OF CHARGES		GROSS CHARGES	WORKING INTEREST	NET CHARGE
Total Intangible Well Cost Cost		1,150.00		7.32
<u>Tangible Well Cost</u>				
SUBSURFACE EQUIP. & ARTIFICIAL LIFT SYSTEMS	HUDSON PACKER COMPANY I	7,105.81	0.006363620	45.22
SUBSURFACE EQUIP. & ARTIFICIAL LIFT SYSTEMS	ENDURANCE LIFT SOLUTIONS	5,541.36	0.006363620	35.26
TUBING (2" - 4")	PATRIOT PREMIUM THREADIN	79,617.33	0.006363620	506.65
Total Tangible Well Cost Cost		92,264.50		587.13
<b>62915000-20 SUBTOTAL</b>		<b>93,414.50</b>	<b>594.45</b>	
<b>PROPERTY: 62915000 62915000-30 CREEDENCE 21/16 W0ED ST COM 2H</b>				
<u>Lease Operating Expense</u>				
COMPANY SUPERVISION	MEWBOURNE OIL COMPANY	2,300.00	0.006363620	14.64
COMPANY SUPERVISION	MEWBOURNE OIL COMPANY	1,725.00	0.006363620	10.98
COMPANY SUPERVISION	MEWBOURNE OIL COMPANY	862.50	0.006363620	5.49
COMPRESSOR MAINTENANCE	TRINITY OILFIELD SERVICES &	203.97	0.006363620	1.30
COMPRESSOR MAINTENANCE	TRINITY OILFIELD SERVICES &	79.47	0.006363620	0.51
CONTRACT SUPERVISION	GSM OILFIELD SERVICES INC	1,609.48	0.006363620	10.24
EMISSIONS CONTROL EQUIPMENT MAINTENANCE	K&S OILFIELD SUPPLIES LLC	11.21	0.006363620	0.07
EMISSIONS CONTROL EQUIPMENT MAINTENANCE	PRESTIGE EQUIPMENT RENTA	417.39	0.006363620	2.66
EMISSIONS CONTROL EQUIPMENT MAINTENANCE	VAPROX LLC	78.85	0.006363620	0.50
EMISSIONS CONTROL EQUIPMENT MAINTENANCE	VAPROX LLC	180.11	0.006363620	1.15
EMISSIONS CONTROL EQUIPMENT MAINTENANCE	AUTOMATED WELLHEAD COM	153.65	0.006363620	0.98
EMISSIONS CONTROL EQUIPMENT MAINTENANCE	AUTOMATED WELLHEAD COM	474.22	0.006363620	3.02
FUEL/ POWER / ELECTRICAL	XCEL ENERGY	6,364.99	0.006363620	40.50
GATHERING/TREATING/DEHYDRATION	GAS WELL SERVICES INC	1,366.04	0.006363620	8.69
GATHERING/TREATING/DEHYDRATION	GAS WELL SERVICES INC	56.53	0.006363620	0.36
GATHERING/TREATING/DEHYDRATION	GAS WELL SERVICES INC	764.91	0.006363620	4.87
GATHERING/TREATING/DEHYDRATION	GAS WELL SERVICES INC	52.58	0.006363620	0.33
GATHERING/TREATING/DEHYDRATION	GAS WELL SERVICES INC	49.49	0.006363620	0.31
LEASE & FACILITY	MEWBOURNE OIL COMPANY	350.00	0.006363620	2.23
LEASE & FACILITY	MEWBOURNE OIL COMPANY	350.00	0.006363620	2.23
LEASE & FACILITY MAINTENANCE	GAS WELL SERVICES INC	244.77	0.006363620	1.56
LEASE & FACILITY MAINTENANCE	GAS WELL SERVICES INC	248.11	0.006363620	1.58
LEASE & FACILITY MAINTENANCE	KEYSTONE PUMP & SUPPLY LI	54.34	0.006363620	0.35
LEASE & FACILITY MAINTENANCE	KEYSTONE PUMP & SUPPLY LI	736.41	0.006363620	4.69
LEASE & FACILITY MAINTENANCE	KEYSTONE PUMP & SUPPLY LI	308.53	0.006363620	1.96
LEASE & FACILITY MAINTENANCE	KEYSTONE PUMP & SUPPLY LI	35.96	0.006363620	0.23
LEASE & FACILITY MAINTENANCE	KEYSTONE PUMP & SUPPLY LI	404.98	0.006363620	2.58
LEASE & FACILITY MAINTENANCE	KEYSTONE PUMP & SUPPLY LI	104.50	0.006363620	0.67
LEASE & FACILITY MAINTENANCE	KEYSTONE PUMP & SUPPLY LI	292.21	0.006363620	1.86
LEASE & FACILITY MAINTENANCE	TURNCO ENTERPRISES LLC	100.00	0.006363620	0.64
LEASE & FACILITY MAINTENANCE	TURNCO ENTERPRISES LLC	50.00	0.006363620	0.32
LEASE & FACILITY MAINTENANCE	TURNCO ENTERPRISES LLC	50.00	0.006363620	0.32



## MEWBOURNE OIL COMPANY

SIANA OIL & GAS CO, LLC  
TOM M RAGSDALE  
400 N SAM HOUSTON PKWY EAST, STE 601  
HOUSTON, TX 77060

INVOICE NO.: 202102-15249  
INVOICE DATE: 2-28-2021  
OWNER: 035904-1  
BILLING FOR: February 2021

REFERENCE/DESCRIPTION OF CHARGES		GROSS CHARGES	WORKING INTEREST	NET CHARGE
LEASE & FACILITY MAINTENANCE	TURNCO ENTERPRISES LLC	500.00	0.006363620	3.18
LEASE & FACILITY MAINTENANCE	TURNCO ENTERPRISES LLC	100.00	0.006363620	0.64
OVERHEAD-FIXED RATE	MEWBOURNE OIL COMPANY	881.16	0.006363620	5.61
PUMPING	MEWBOURNE OIL COMPANY	850.00	0.006363620	5.41
PUMPING	MEWBOURNE OIL COMPANY	850.00	0.006363620	5.41
RENTAL SERVICES	KODIAK GAS SERVICES LLC	3,715.83	0.006363620	23.65
SALT WATER DISPOSAL	MEWBOURNE OIL COMPANY	48,977.09	0.006363620	311.67
WELL EQUIPMENT-SURFACE	DIVINE WIRELINE SOLUTIONS	3,575.23	0.006363620	22.75
WELL SERVICE & REPAIR	L & R WELL SERVICE INC	1,072.51	0.006363620	6.83
WELL SERVICE & REPAIR	L & R WELL SERVICE INC	4,609.19	0.006363620	29.33
WELL SERVICE & REPAIR	L & R WELL SERVICE INC	286.09	0.006363620	1.82
WELL SERVICE & REPAIR	WEATHERFORD US LP	640.32	0.006363620	4.07
WELL SERVICE & REPAIR	STONE OILFIELD SERVICE INC	2,037.75	0.006363620	12.97
WELL SERVICE & REPAIR	DIVINE ENERGY SERVICES LL	427.25	0.006363620	2.72
WELL SERVICE & REPAIR	DIVINE ENERGY SERVICES LL	16.02	0.006363620	0.10
WELL SERVICE & REPAIR	EXCALIBUR OILFIELD SERVIC	757.60	0.006363620	4.82
Total Lease Operating Expense Cost		89,376.24		568.80
<b>62915000-30 SUBTOTAL</b>		<b>89,376.24</b>		<b>568.80</b>
<b>PROPERTY 62915000 TOTAL</b>		<b>182,790.74</b>		<b>1,163.25</b>

**PROPERTY: 62916000 62916000-20 CREEDENCE 21/16 W1ED ST COM 1H**

Tangible Well Cost

SUBSURFACE EQUIP. & ARTIFICIAL LIFT SYSTEMS	ENDURANCE LIFT SOLUTIONS	3,100.66	0.006363620	19.73
Total Tangible Well Cost Cost		3,100.66		19.73

**62916000-20 SUBTOTAL**

**3,100.66**

**19.73**

**PROPERTY: 62916000 62916000-30 CREEDENCE 21/16 W1ED ST COM 1H**

Lease Operating Expense

COMPANY SUPERVISION	MEWBOURNE OIL COMPANY	575.00	0.006363620	3.66
COMPRESSOR MAINTENANCE	TRINITY OILFIELD SERVICES &	203.97	0.006363620	1.30
COMPRESSOR MAINTENANCE	TRINITY OILFIELD SERVICES &	79.47	0.006363620	0.51
EMISSIONS CONTROL EQUIPMENT MAINTENANCE	K&S OILFIELD SUPPLIES LLC	11.19	0.006363620	0.07
EMISSIONS CONTROL EQUIPMENT MAINTENANCE	PRESTIGE EQUIPMENT RENTA	417.31	0.006363620	2.66
EMISSIONS CONTROL EQUIPMENT MAINTENANCE	VAPROX LLC	78.84	0.006363620	0.50
EMISSIONS CONTROL EQUIPMENT MAINTENANCE	VAPROX LLC	180.11	0.006363620	1.15
EMISSIONS CONTROL EQUIPMENT MAINTENANCE	AUTOMATED WELLHEAD COM	153.63	0.006363620	0.98
EMISSIONS CONTROL EQUIPMENT MAINTENANCE	AUTOMATED WELLHEAD COM	474.17	0.006363620	3.02
FUEL/ POWER / ELECTRICAL	XCEL ENERGY	6,105.93	0.006363620	38.86
GATHERING/TREATING/DEHYDRATION	GAS WELL SERVICES INC	1,366.14	0.006363620	8.69
GATHERING/TREATING/DEHYDRATION	GAS WELL SERVICES INC	56.53	0.006363620	0.36
GATHERING/TREATING/DEHYDRATION	GAS WELL SERVICES INC	764.95	0.006363620	4.87
GATHERING/TREATING/DEHYDRATION	GAS WELL SERVICES INC	52.60	0.006363620	0.33

## MEWBOURNE OIL COMPANY

SIANA OIL & GAS CO, LLC  
TOM M RAGSDALE  
400 N SAM HOUSTON PKWY EAST, STE 601  
HOUSTON, TX 77060

INVOICE NO.: 202102-15249  
INVOICE DATE: 2-28-2021  
OWNER: 035904-1  
BILLING FOR: February 2021

REFERENCE/DESCRIPTION OF CHARGES		GROSS CHARGES	WORKING INTEREST	NET CHARGE
GATHERING/TREATING/DEHYDRATION	GAS WELL SERVICES INC	49.52	0.006363620	0.31
LEASE & FACILITY	MEWBOURNE OIL COMPANY	175.00	0.006363620	1.11
LEASE & FACILITY	MEWBOURNE OIL COMPANY	350.00	0.006363620	2.23
LEASE & FACILITY MAINTENANCE	GAS WELL SERVICES INC	182.25	0.006363620	1.16
LEASE & FACILITY MAINTENANCE	KEYSTONE PUMP & SUPPLY LI	54.35	0.006363620	0.35
LEASE & FACILITY MAINTENANCE	KEYSTONE PUMP & SUPPLY LI	736.43	0.006363620	4.69
LEASE & FACILITY MAINTENANCE	KEYSTONE PUMP & SUPPLY LI	308.55	0.006363620	1.96
LEASE & FACILITY MAINTENANCE	KEYSTONE PUMP & SUPPLY LI	35.97	0.006363620	0.23
LEASE & FACILITY MAINTENANCE	KEYSTONE PUMP & SUPPLY LI	405.00	0.006363620	2.58
LEASE & FACILITY MAINTENANCE	KEYSTONE PUMP & SUPPLY LI	104.51	0.006363620	0.67
LEASE & FACILITY MAINTENANCE	KEYSTONE PUMP & SUPPLY LI	292.23	0.006363620	1.86
LEASE & FACILITY MAINTENANCE	KEYSTONE PUMP & SUPPLY LI	131.46	0.006363620	0.84
LEASE & FACILITY MAINTENANCE	TURNCO ENTERPRISES LLC	100.00	0.006363620	0.64
LEASE & FACILITY MAINTENANCE	TURNCO ENTERPRISES LLC	50.00	0.006363620	0.32
LEASE & FACILITY MAINTENANCE	TURNCO ENTERPRISES LLC	50.00	0.006363620	0.32
LEASE & FACILITY MAINTENANCE	TURNCO ENTERPRISES LLC	100.00	0.006363620	0.64
OVERHEAD-FIXED RATE	MEWBOURNE OIL COMPANY	881.16	0.006363620	5.61
PUMPING	MEWBOURNE OIL COMPANY	850.00	0.006363620	5.41
PUMPING	MEWBOURNE OIL COMPANY	850.00	0.006363620	5.41
RENTAL SERVICES	KODIAK GAS SERVICES LLC	3,715.83	0.006363620	23.65
SALT WATER DISPOSAL	MEWBOURNE OIL COMPANY	61,223.43	0.006363620	389.60
WELL SERVICE & REPAIR	STONE OILFIELD SERVICE INC	1,528.31	0.006363620	9.73
Total Lease Operating Expense Cost		82,693.84		526.28

62916000-30 SUBTOTAL

82,693.84

526.28

PROPERTY 62916000 TOTAL

85,794.50

546.01

PROPERTY: 62948000 62948000-10 INLAND 26/23 B2PI STATE COM 1H

Intangible Well Cost

COMPANY SUPERVISION	MEWBOURNE OIL COMPANY	550.00	0.100000000	55.00
Total Intangible Well Cost Cost		550.00		55.00

Intangible Well Cost

REGULATORY PERMITS & SURVEYS	RRC SURVEYING LLC	2,055.08	0.100000000	205.51
Total Intangible Well Cost Cost		2,055.08		205.51

Intangible Well Cost

COMPANY SUPERVISION	MEWBOURNE OIL COMPANY	1,125.00	0.100000000	112.50
COMPANY SUPERVISION	MEWBOURNE OIL COMPANY	562.50	0.100000000	56.25
COMPANY SUPERVISION	MEWBOURNE OIL COMPANY	368.75	0.100000000	36.88
Total Intangible Well Cost Cost		2,056.25		205.63

Intangible Well Cost

## MEWBOURNE OIL COMPANY

SIANA OIL & GAS CO, LLC  
TOM M RAGSDALE  
400 N SAM HOUSTON PKWY EAST, STE 601  
HOUSTON, TX 77060

INVOICE NO.: 202102-15249  
INVOICE DATE: 2-28-2021  
OWNER: 035904-1  
BILLING FOR: February 2021

REFERENCE/DESCRIPTION OF CHARGES		GROSS CHARGES	WORKING INTEREST	NET CHARGE
REGULATORY PERMITS & SURVEYS	RRC SURVEYING LLC	234.99	0.100000000	23.50
Total Intangible Well Cost Cost		234.99		23.50
<u>Intangible Well Cost</u>				
COMPANY SUPERVISION	MEWBOURNE OIL COMPANY	625.00	0.100000000	62.50
COMPANY SUPERVISION	MEWBOURNE OIL COMPANY	625.00	0.100000000	62.50
LOCATION / ROAD / SITE / PREPARATION	THE MERCHANT LIVESTOCK C	18,029.14	0.100000000	1,802.91
LOCATION / ROAD / SITE / PREPARATION	THE MERCHANT LIVESTOCK C	6,958.80	0.100000000	695.88
REGULATORY PERMITS & SURVEYS	RRC SURVEYING LLC	2,685.20	0.100000000	268.52
Total Intangible Well Cost Cost		28,923.14		2,892.31
<u>Intangible Well Cost</u>				
COMPANY SUPERVISION	MEWBOURNE OIL COMPANY	625.00	0.100000000	62.50
COMPANY SUPERVISION	MEWBOURNE OIL COMPANY	1,562.50	0.100000000	156.25
LOCATION / ROAD / SITE / PREPARATION	TRINITY OILFIELD SERVICES &	31,423.17	0.100000000	3,142.32
Total Intangible Well Cost Cost		33,610.67		3,361.07
<u>Intangible Well Cost</u>				
COMPANY SUPERVISION	MEWBOURNE OIL COMPANY	625.00	0.100000000	62.50
COMPANY SUPERVISION	MEWBOURNE OIL COMPANY	1,031.25	0.100000000	103.13
Total Intangible Well Cost Cost		1,656.25		165.63
<u>Intangible Well Cost</u>				
COMPANY SUPERVISION	MEWBOURNE OIL COMPANY	325.00	0.100000000	32.50
COMPANY SUPERVISION	MEWBOURNE OIL COMPANY	650.00	0.100000000	65.00
COMPANY SUPERVISION	MEWBOURNE OIL COMPANY	650.00	0.100000000	65.00
COMPANY SUPERVISION	MEWBOURNE OIL COMPANY	412.50	0.100000000	41.25
COMPANY SUPERVISION	MEWBOURNE OIL COMPANY	1,300.00	0.100000000	130.00
REGULATORY PERMITS & SURVEYS	BOONE ARCHAEOLOGICAL RE	957.75	0.100000000	95.78
WELL / LEASE LEGAL	HINKLE SHANOR LLP	3,051.43	0.100000000	305.14
Total Intangible Well Cost Cost		7,346.68		734.67
<u>Intangible Well Cost</u>				
COMPANY SUPERVISION	MEWBOURNE OIL COMPANY	1,275.00	0.100000000	127.50
REGULATORY PERMITS & SURVEYS	RRC SURVEYING LLC	848.22	0.100000000	84.82
Total Intangible Well Cost Cost		2,123.22		212.32
<u>Intangible Well Cost</u>				
CASING / TUBING / SNUBBING SERVICES	BUTCH'S RAT HOLE & ANCHOI	4,773.42	0.100000000	477.34
CEMENTING	WEATHERFORD US LP	25,572.67	0.100000000	2,557.26
CEMENTING	WEATHERFORD US LP	2,248.21	0.100000000	224.82
CEMENTING	WEATHERFORD US LP	3,385.03	0.100000000	338.50
CEMENTING	UNIVERSAL PRESSURE PUMPI	27,538.49	0.100000000	2,753.85

## MEWBOURNE OIL COMPANY

Page 25

SIANA OIL & GAS CO, LLC  
TOM M RAGSDALE  
400 N SAM HOUSTON PKWY EAST, STE 601  
HOUSTON, TX 77060

INVOICE NO.: 202102-15249  
INVOICE DATE: 2-28-2021  
OWNER: 035904-1  
BILLING FOR: February 2021

REFERENCE/DESCRIPTION OF CHARGES		GROSS CHARGES	WORKING INTEREST	NET CHARGE
COMPANY SUPERVISION	MEWBOURNE OIL COMPANY	600.00	0.100000000	60.00
COMPANY SUPERVISION	MEWBOURNE OIL COMPANY	525.00	0.100000000	52.50
COMPANY SUPERVISION	MEWBOURNE OIL COMPANY	195.00	0.100000000	19.50
COMPANY SUPERVISION	MEWBOURNE OIL COMPANY	2,812.50	0.100000000	281.25
EQUIPMENT RENTAL	LA ENTERPRISE SERVICES INC	402.11	0.100000000	40.21
EQUIPMENT RENTAL	LA ENTERPRISE SERVICES INC	399.48	0.100000000	39.95
FUEL	FRONK OIL COMPANY INC	12,140.30	0.100000000	1,214.03
FUEL	FRONK OIL COMPANY INC	6,736.06	0.100000000	673.60
INSPECTION & REPAIR SERVICES	CHARLIE'S FIELD SERVICE INC	2,965.51	0.100000000	296.55
LOCATION / RESTORATION	DUKE OILFIELD SERVICES LLC	5,317.20	0.100000000	531.72
LOCATION / RESTORATION	DUKE OILFIELD SERVICES LLC	9,684.90	0.100000000	968.49
MUD - SPECIALIZED	FRONK OIL COMPANY INC	5,490.17	0.100000000	549.02
MUD - SPECIALIZED	QATAR LLC	1,340.19	0.100000000	134.02
OVERHEAD FIXED RATE	MEWBOURNE OIL COMPANY	293.72	0.100000000	29.37
REGULATORY PERMITS & SURVEYS	A-1 SIGN ENGRAVERS INC	88.54	0.100000000	8.85
RIG MOBILIZATION / DEMOBILIZATION	CHARLIE'S FIELD SERVICE INC	785.42	0.100000000	78.54
RIG MOBILIZATION / DEMOBILIZATION	BRADY'S WELDING & MACHIN	7,500.00	0.100000000	750.00
RIG MOBILIZATION / DEMOBILIZATION	BRADY'S WELDING & MACHIN	66,125.00	0.100000000	6,612.50
RIG MOBILIZATION / DEMOBILIZATION	PATTERSON UTI DRILLING CO	2,802.35	0.100000000	280.24
TESTING & FLOWBACK SERVICES	MAN WELDING SERVICE	1,709.10	0.100000000	170.91
TESTING & FLOWBACK SERVICES	MAN WELDING SERVICE	3,560.63	0.100000000	356.06
TRANSPORTATION	L & R WELL SERVICE INC	890.05	0.100000000	89.00
TRANSPORTATION	HUGHES OILFIELD TRANSPOR	386.65	0.100000000	38.67
TRANSPORTATION	MCCULLAR AND SON'S WELDI	694.82	0.100000000	69.48
TRANSPORTATION	MCCULLAR AND SON'S WELDI	1,068.96	0.100000000	106.90
WATER AND OTHER	DUKE OILFIELD SERVICES LLC	670.98	0.100000000	67.10
WATER AND OTHER	DUKE OILFIELD SERVICES LLC	2,386.41	0.100000000	238.64
WATER AND OTHER	TRINITY OILFIELD SERVICES &	580.25	0.100000000	58.02
WELDING / CONSTRUCTION / MAINT. SERVICES	MCCULLAR AND SON'S WELDI	654.20	0.100000000	65.42
WELDING / CONSTRUCTION / MAINT. SERVICES	MC WELDING LLC	419.59	0.100000000	41.96
Total Intangible Well Cost Cost		202,742.91		20,274.27
<u>Intangible Well Cost</u>				
BITS	NATIONAL OILWELL DHT LP	8,294.12	0.100000000	829.41
BITS	ULTERRA DRILLING	10,540.51	0.100000000	1,054.05
BITS	ULTERRA DRILLING	18,316.91	0.100000000	1,831.69
BITS	TAUREX DRILL BITS LLC	8,123.51	0.100000000	812.35
BITS	TAUREX DRILL BITS LLC	10,233.51	0.100000000	1,023.35
CASING / TUBING / SNUBBING SERVICES	BUTCH'S RAT HOLE & ANCHOI	2,543.00	0.100000000	254.30
CASING / TUBING / SNUBBING SERVICES	BUTCH'S RAT HOLE & ANCHOI	6,346.90	0.100000000	634.69
CEMENTING	WEATHERFORD US LP	1,502.29	0.100000000	150.23
CEMENTING	UNIVERSAL PRESSURE PUMPI	32,545.95	0.100000000	3,254.59

## MEWBOURNE OIL COMPANY

SIANA OIL & GAS CO, LLC  
TOM M RAGSDALE  
400 N SAM HOUSTON PKWY EAST, STE 601  
HOUSTON, TX 77060

INVOICE NO.: 202102-15249  
INVOICE DATE: 2-28-2021  
OWNER: 035904-1  
BILLING FOR: February 2021

REFERENCE/DESCRIPTION OF CHARGES		GROSS CHARGES	WORKING INTEREST	NET CHARGE
CEMENTING	UNIVERSAL PRESSURE PUMPI	19,825.51	0.100000000	1,982.55
COMPANY SUPERVISION	MEWBOURNE OIL COMPANY	600.00	0.100000000	60.00
COMPANY SUPERVISION	MEWBOURNE OIL COMPANY	1,500.00	0.100000000	150.00
COMPANY SUPERVISION	MEWBOURNE OIL COMPANY	5,218.50	0.100000000	521.85
COMPANY SUPERVISION	MEWBOURNE OIL COMPANY	1,050.00	0.100000000	105.00
COMPANY SUPERVISION	MEWBOURNE OIL COMPANY	1,695.00	0.100000000	169.50
COMPANY SUPERVISION	MEWBOURNE OIL COMPANY	2,250.00	0.100000000	225.00
COMPANY SUPERVISION	MEWBOURNE OIL COMPANY	5,040.00	0.100000000	504.00
COMPANY SUPERVISION	MEWBOURNE OIL COMPANY	2,362.50	0.100000000	236.25
COMPANY SUPERVISION	MEWBOURNE OIL COMPANY	550.00	0.100000000	55.00
COMPANY SUPERVISION	MEWBOURNE OIL COMPANY	5,943.00	0.100000000	594.30
COMPANY SUPERVISION	MEWBOURNE OIL COMPANY	1,575.00	0.100000000	157.50
COMPANY SUPERVISION	MEWBOURNE OIL COMPANY	1,911.00	0.100000000	191.10
COMPANY SUPERVISION	MEWBOURNE OIL COMPANY	4,725.00	0.100000000	472.50
COMPANY SUPERVISION	MEWBOURNE OIL COMPANY	4,125.00	0.100000000	412.50
COMPANY SUPERVISION	MEWBOURNE OIL COMPANY	12,600.00	0.100000000	1,260.00
CONTRACT SERVICES & SUPERVISION	GSM OILFIELD SERVICES INC	4,747.50	0.100000000	474.75
CONTRACT SERVICES & SUPERVISION	GSM OILFIELD SERVICES INC	11,077.50	0.100000000	1,107.75
CONTRACT SERVICES & SUPERVISION	GSM OILFIELD SERVICES INC	11,077.50	0.100000000	1,107.75
CONTRACT SERVICES & SUPERVISION	GSM OILFIELD SERVICES INC	11,077.50	0.100000000	1,107.75
CONTRACT SERVICES & SUPERVISION	GSM OILFIELD SERVICES INC	11,077.50	0.100000000	1,107.75
DAYWORK / TURNKEY / FOOTAGE DRILLING	PATTERSON UTI DRILLING CO	395,995.72	0.100000000	39,599.57
DIRECTIONAL SERVICES	ALTITUDE ENERGY PARTNER	256,857.12	0.100000000	25,685.71
EQUIPMENT RENTAL	THE SYDCO SYSTEM INC	1,879.98	0.100000000	188.00
EQUIPMENT RENTAL	MAN WELDING SERVICE	1,055.00	0.100000000	105.50
EQUIPMENT RENTAL	PASON SYSTEMS USA CORPOR	13,649.59	0.100000000	1,364.96
EQUIPMENT RENTAL	WEATHERFORD US LP	3,508.79	0.100000000	350.88
EQUIPMENT RENTAL	WEATHERFORD US LP	9,944.24	0.100000000	994.43
EQUIPMENT RENTAL	BLAIR TOOL LLC	5,833.30	0.100000000	583.33
EQUIPMENT RENTAL	BLAIR TOOL LLC	710.30	0.100000000	71.03
EQUIPMENT RENTAL	CAMPBELL OILFIELD SERVICE	45,866.04	0.100000000	4,586.61
EQUIPMENT RENTAL	LA ENTERPRISE SERVICES INC	402.10	0.100000000	40.21
EQUIPMENT RENTAL	LA ENTERPRISE SERVICES INC	1,345.60	0.100000000	134.56
EQUIPMENT RENTAL	LA ENTERPRISE SERVICES INC	1,429.70	0.100000000	142.97
EQUIPMENT RENTAL	LA ENTERPRISE SERVICES INC	2,901.45	0.100000000	290.14
EQUIPMENT RENTAL	FRAC TANK RENTALS LLC	9,586.42	0.100000000	958.64
EQUIPMENT RENTAL	LUCKY HEALTH & SAFETY LL	1,781.85	0.100000000	178.19
EQUIPMENT RENTAL	LUCKY HEALTH & SAFETY LL	1,288.16	0.100000000	128.82
EQUIPMENT RENTAL	POWERSAT COMMUNICATION	5,215.12	0.100000000	521.51
EQUIPMENT RENTAL	DRILLING TOOLS INTERNATIC	569.94	0.100000000	56.99
EQUIPMENT RENTAL	DRILLING TOOLS INTERNATIC	10,550.00	0.100000000	1,055.00
EQUIPMENT RENTAL	INVICTUS TOOLS LLC	1,576.00	0.100000000	157.60



## MEWBOURNE OIL COMPANY

SIANA OIL & GAS CO, LLC  
TOM M RAGSDALE  
400 N SAM HOUSTON PKWY EAST, STE 601  
HOUSTON, TX 77060

INVOICE NO.: 202102-15249  
INVOICE DATE: 2-28-2021  
OWNER: 035904-1  
BILLING FOR: February 2021

REFERENCE/DESCRIPTION OF CHARGES		GROSS CHARGES	WORKING INTEREST	NET CHARGE
EQUIPMENT RENTAL	PATTERSON UTI DRILLING CO	527.51	0.100000000	52.75
EQUIPMENT RENTAL	PATTERSON UTI DRILLING CO	5,802.51	0.100000000	580.25
FUEL	FRONK OIL COMPANY INC	12,748.01	0.100000000	1,274.81
FUEL	FRONK OIL COMPANY INC	10,593.75	0.100000000	1,059.37
FUEL	FRONK OIL COMPANY INC	13,107.24	0.100000000	1,310.72
FUEL	FRONK OIL COMPANY INC	13,411.47	0.100000000	1,341.15
FUEL	FRONK OIL COMPANY INC	12,774.88	0.100000000	1,277.49
FUEL	FRONK OIL COMPANY INC	-11,509.29	0.100000000	-1,150.93
INSPECTION & REPAIR SERVICES	CONNECTION INSPECTION SEI	2,214.86	0.100000000	221.48
INTANGIBLE SUPPLIES	GARNER PUMP & SUPPLY INC	233.13	0.100000000	23.31
INTANGIBLE SUPPLIES	CONTINENTAL WIRE CLOTH L	8,925.31	0.100000000	892.53
INTANGIBLE SUPPLIES	WELLBORE INTEGRITY SOLUT	1,948.50	0.100000000	194.85
LOCATION / RESTORATION	DUKE OILFIELD SERVICES LLC	379.80	0.100000000	37.98
LOCATION / RESTORATION	R360 ENVIRONMENTAL SOLUT	1,460.12	0.100000000	146.02
LOCATION / RESTORATION	R360 ENVIRONMENTAL SOLUT	13,546.20	0.100000000	1,354.62
LOCATION / RESTORATION	R360 ENVIRONMENTAL SOLUT	36,824.78	0.100000000	3,682.48
LOCATION / RESTORATION	AGAVE TRANSPORTATION SEI	420.50	0.100000000	42.05
LOCATION / RESTORATION	AGAVE TRANSPORTATION SEI	9,264.93	0.100000000	926.49
LOCATION / RESTORATION	AGAVE TRANSPORTATION SEI	2,956.33	0.100000000	295.63
LOCATION / RESTORATION	QATAR LLC	516.70	0.100000000	51.67
LOCATION / RESTORATION	QATAR LLC	7,879.67	0.100000000	787.97
LOCATION / RESTORATION	QATAR LLC	3,358.55	0.100000000	335.86
LOCATION / RESTORATION	QATAR LLC	699.70	0.100000000	69.97
LOCATION / RESTORATION	QATAR LLC	349.85	0.100000000	34.98
LOCATION / RESTORATION	QATAR LLC	13,950.90	0.100000000	1,395.09
LOCATION / RESTORATION	QATAR LLC	2,454.32	0.100000000	245.43
LOCATION / RESTORATION	QATAR LLC	5,631.22	0.100000000	563.12
LOCATION / RESTORATION	QATAR LLC	6,103.52	0.100000000	610.36
LOCATION / RESTORATION	QATAR LLC	4,521.12	0.100000000	452.11
LOCATION / RESTORATION	QATAR LLC	3,358.55	0.100000000	335.86
LOCATION / RESTORATION	SUNDANCE SERVICES WEST I	4,233.48	0.100000000	423.35
LOCATION / ROAD / SITE / PREPARATION	BUTCH'S RAT HOLE & ANCHO	24,986.62	0.100000000	2,498.66
LOCATION / ROAD / SITE / PREPARATION	DUKE OILFIELD SERVICES LLC	2,864.33	0.100000000	286.43
LOCATION / ROAD / SITE / PREPARATION	TRINITY OILFIELD SERVICES &	2,532.53	0.100000000	253.25
MUD - SPECIALIZED	NOVA MUD INC	33,680.46	0.100000000	3,368.05
MUD - SPECIALIZED	FRONK OIL COMPANY INC	1,749.89	0.100000000	174.99
MUD - SPECIALIZED	FRONK OIL COMPANY INC	13,503.30	0.100000000	1,350.33
MUD - SPECIALIZED	FRONK OIL COMPANY INC	13,147.93	0.100000000	1,314.79
MUD - SPECIALIZED	NOVA TRUCKING LLC	969.29	0.100000000	96.93
MUD - SPECIALIZED	QATAR LLC	645.88	0.100000000	64.59
MUD - SPECIALIZED	D WEBB INDUSTRIES LLC	3,825.84	0.100000000	382.58
MUD - SPECIALIZED	PATTERSON UTI DRILLING CO	3,196.65	0.100000000	319.66

## MEWBOURNE OIL COMPANY

SIANA OIL & GAS CO, LLC  
TOM M RAGSDALE  
400 N SAM HOUSTON PKWY EAST, STE 601  
HOUSTON, TX 77060

INVOICE NO.: 202102-15249  
INVOICE DATE: 2-28-2021  
OWNER: 035904-1  
BILLING FOR: February 2021

REFERENCE/DESCRIPTION OF CHARGES		GROSS CHARGES	WORKING INTEREST	NET CHARGE
MUD / CHEMICAL / ADDITIVES	NOVA MUD INC	34,971.95	0.100000000	3,497.19
MUD LOGGING	MORCO GEOLOGICAL SERVICE	12,384.65	0.100000000	1,238.47
OVERHEAD FIXED RATE	MEWBOURNE OIL COMPANY	7,674.58	0.100000000	767.46
RIG MOBILIZATION / DEMOBILIZATION	PATTERSON UTI DRILLING CO	27,737.18	0.100000000	2,773.72
TESTING & FLOWBACK SERVICES	MAN WELDING SERVICE	1,899.00	0.100000000	189.90
TRANSPORTATION	HUGHES OILFIELD TRANSPORT	1,722.90	0.100000000	172.29
TRANSPORTATION	HUGHES OILFIELD TRANSPORT	1,722.90	0.100000000	172.29
TRANSPORTATION	HUGHES OILFIELD TRANSPORT	395.13	0.100000000	39.52
TRANSPORTATION	DIVINE ENERGY SERVICES LLC	529.79	0.100000000	52.98
TRANSPORTATION	DIVINE ENERGY SERVICES LLC	683.60	0.100000000	68.36
TRANSPORTATION	DIVINE ENERGY SERVICES LLC	1,709.00	0.100000000	170.90
TRANSPORTATION	DIVINE ENERGY SERVICES LLC	1,709.00	0.100000000	170.90
TRANSPORTATION	DIVINE ENERGY SERVICES LLC	427.25	0.100000000	42.73
TRANSPORTATION	DIVINE ENERGY SERVICES LLC	341.80	0.100000000	34.18
TRANSPORTATION	MCCULLAR AND SON'S WELDING	694.82	0.100000000	69.48
WATER AND OTHER	DUKE OILFIELD SERVICES LLC	30,277.97	0.100000000	3,027.80
WATER AND OTHER	DUKE OILFIELD SERVICES LLC	13,975.06	0.100000000	1,397.51
WATER AND OTHER	AGAVE TRANSPORTATION SERVICES	1,372.58	0.100000000	137.26
WATER AND OTHER	AGAVE TRANSPORTATION SERVICES	686.29	0.100000000	68.63
WATER AND OTHER	NOVA TRUCKING LLC	759.60	0.100000000	75.96
WATER AND OTHER	NOVA TRUCKING LLC	1,804.05	0.100000000	180.40
WATER AND OTHER	QATAR LLC	523.43	0.100000000	52.34
WATER AND OTHER	QATAR LLC	721.23	0.100000000	72.12
WATER AND OTHER	QATAR LLC	10,140.23	0.100000000	1,014.02
WATER AND OTHER	QATAR LLC	28,866.03	0.100000000	2,886.60
WATER AND OTHER	QATAR LLC	3,380.08	0.100000000	338.01
WATER AND OTHER	QATAR LLC	1,182.76	0.100000000	118.27
WATER AND OTHER	QATAR LLC	2,518.91	0.100000000	251.89
WELDING / CONSTRUCTION / MAINT. SERVICES	MC WELDING LLC	567.41	0.100000000	56.74
WELL / LEASE INSURANCE	LOCKTON COMPANIES LLC	3,350.07	0.100000000	335.01
Total Intangible Well Cost Cost		1,474,941.22		147,494.12
<u>Tangible Well Cost</u>				
CASING (10.1" - 19.0")	SOONER PIPE LLC	68,576.55	0.100000000	6,857.66
CASING (6.1" - 8.0")	SOONER PIPE LLC	253,175.80	0.100000000	25,317.58
CASING (6.1" - 8.0")	BOND COAT INC	14,081.95	0.100000000	1,408.19
CASING (8.1" - 10.0")	SOONER PIPE LLC	133,020.61	0.100000000	13,302.06
DRILLING HEAD	CAMERON INTERNATIONAL	28,158.18	0.100000000	2,815.82
DRILLING HEAD	CAMERON INTERNATIONAL	3,227.34	0.100000000	322.73
DRILLING HEAD	CAMERON INTERNATIONAL	2,670.18	0.100000000	267.02
DRILLING HEAD	CAMERON INTERNATIONAL	2,843.63	0.100000000	284.36
Total Tangible Well Cost Cost		505,754.24		50,575.42

## MEWBOURNE OIL COMPANY

Page 29

SIANA OIL & GAS CO, LLC  
TOM M RAGSDALE  
400 N SAM HOUSTON PKWY EAST, STE 601  
HOUSTON, TX 77060

INVOICE NO.: 202102-15249  
INVOICE DATE: 2-28-2021  
OWNER: 035904-1  
BILLING FOR: February 2021

REFERENCE/DESCRIPTION OF CHARGES		GROSS CHARGES	WORKING INTEREST	NET CHARGE
<u>Intangible Well Cost</u>				
CONTRACT SERVICES & SUPERVISION	GSM OILFIELD SERVICES INC	4,747.50	0.100000000	474.75
CONTRACT SERVICES & SUPERVISION	GSM OILFIELD SERVICES INC	1,566.67	0.100000000	156.67
CONTRACT SERVICES & SUPERVISION	GSM OILFIELD SERVICES INC	1,614.15	0.100000000	161.42
EQUIPMENT RENTAL	NATIONAL OILWELL DHT LP	2,658.60	0.100000000	265.86
EQUIPMENT RENTAL	LA ENTERPRISE SERVICES INC	1,703.03	0.100000000	170.31
EQUIPMENT RENTAL	OIL PATCH GROUP INC	1,872.63	0.100000000	187.26
EQUIPMENT RENTAL	SEABOARD INTERNATIONAL I	4,826.65	0.100000000	482.66
EQUIPMENT RENTAL	TOMAX DRILLING TECHNOLO	31,329.35	0.100000000	3,132.94
INSPECTION & REPAIR SERVICES	HOBBS RENTAL CORPORATIO	1,159.45	0.100000000	115.95
INSPECTION & REPAIR SERVICES	HOBBS RENTAL CORPORATIO	2,301.48	0.100000000	230.15
INSPECTION & REPAIR SERVICES	WELLBORE INTEGRITY SOLU	21,156.67	0.100000000	2,115.67
INSPECTION & REPAIR SERVICES	PATTERSON UTI DRILLING CO	40,185.26	0.100000000	4,018.53
LOCATION / RESTORATION	R360 ENVIRONMENTAL SOLU	7,063.22	0.100000000	706.32
MUD - SPECIALIZED	TDJ OILFIELD SERVICES LLC	6,412.62	0.100000000	641.26
WATER AND OTHER	DUKE OILFIELD SERVICES LLC	1,770.29	0.100000000	177.03
Total Intangible Well Cost Cost		130,367.57		13,036.78
<b>62948000-10 SUBTOTAL</b>		<b>2,392,362.22</b>	<b>239,236.23</b>	
<b>PROPERTY: 62948000 62948000-20 INLAND 26/23 B2PI STATE COM 1H</b>				
<u>Intangible Well Cost</u>				
COMPANY SUPERVISION	MEWBOURNE OIL COMPANY	637.50	0.100000000	63.75
Total Intangible Well Cost Cost		637.50		63.75
<u>Intangible Well Cost</u>				
LOCATION / ROAD / SITE / PREPARATION	TRINITY OILFIELD SERVICES &	23,652.56	0.100000000	2,365.25
Total Intangible Well Cost Cost		23,652.56		2,365.25
<u>Intangible Well Cost</u>				
COMPANY SUPERVISION	MEWBOURNE OIL COMPANY	650.00	0.100000000	65.00
PIPELINE INTERCONNECT / ROW / EASEMENTS	STATE OF NEW MEXICO	3,843.55	0.100000000	384.36
Total Intangible Well Cost Cost		4,493.55		449.36
<u>Intangible Well Cost</u>				
CASING / TUBING / SNUBBING SERVICES	BUTCH'S RAT HOLE & ANCHO	4,429.06	0.100000000	442.91
CEMENTING	PAR FIVE ENERGY SERVICES I	29,883.37	0.100000000	2,988.34
COMPANY SUPERVISION	MEWBOURNE OIL COMPANY	346.50	0.100000000	34.65
COMPANY SUPERVISION	MEWBOURNE OIL COMPANY	1,100.00	0.100000000	110.00
COMPANY SUPERVISION	MEWBOURNE OIL COMPANY	525.00	0.100000000	52.50
DAYWORK / TURNKEY / FOOTAGE DRILLING	PATTERSON UTI DRILLING CO	25,276.32	0.100000000	2,527.63
INSPECTION & REPAIR SERVICES	CHARLIE'S FIELD SERVICE INC	1,988.78	0.100000000	198.88
TESTING & FLOWBACK SERVICES	CAMERON INTERNATIONAL	2,207.63	0.100000000	220.76

## MEWBOURNE OIL COMPANY

SIANA OIL & GAS CO, LLC  
TOM M RAGSDALE  
400 N SAM HOUSTON PKWY EAST, STE 601  
HOUSTON, TX 77060

INVOICE NO.: 202102-15249  
INVOICE DATE: 2-28-2021  
OWNER: 035904-1  
BILLING FOR: February 2021

REFERENCE/DESCRIPTION OF CHARGES		GROSS CHARGES	WORKING INTEREST	NET CHARGE
TRANSPORTATION	DIVINE ENERGY SERVICES LLC	529.79	0.100000000	52.98
TRANSPORTATION	J & C HOT SHOT SERVICE	650.00	0.100000000	65.00
TRANSPORTATION	J & C HOT SHOT SERVICE	650.00	0.100000000	65.00
Total Intangible Well Cost Cost		67,586.45		6,758.65
<u>Tangible Well Cost</u>				
CASING (4.1" - 6.0")	SOONER PIPE LLC	104,369.64	0.100000000	10,436.96
HORIZONTAL COMPLETION TOOLS	PACKERS PLUS ENERGY SERV	47,460.23	0.100000000	4,746.02
Total Tangible Well Cost Cost		151,829.87		15,182.98
<u>Intangible Well Cost</u>				
COMPANY SUPERVISION	MEWBOURNE OIL COMPANY	575.00	0.100000000	57.50
COMPANY SUPERVISION	MEWBOURNE OIL COMPANY	575.00	0.100000000	57.50
COMPANY SUPERVISION	MEWBOURNE OIL COMPANY	575.00	0.100000000	57.50
CONTRACT SERVICES & SUPERVISION	GSM OILFIELD SERVICES INC	3,180.83	0.100000000	318.08
CONTRACT SERVICES & SUPERVISION	GSM OILFIELD SERVICES INC	3,133.35	0.100000000	313.34
CONTRACT SERVICES & SUPERVISION	SDS PETROLEUM CONSULTAN	1,793.50	0.100000000	179.35
CONTRACT SERVICES & SUPERVISION	SDS PETROLEUM CONSULTAN	3,956.25	0.100000000	395.62
CONTRACT SERVICES & SUPERVISION	SDS PETROLEUM CONSULTAN	3,956.25	0.100000000	395.62
LOCATION / RESTORATION	DIVERSIFIED FIELD SERVICES	2,085.94	0.100000000	208.59
LOCATION / RESTORATION	DIVERSIFIED FIELD SERVICES	366.01	0.100000000	36.60
LOCATION / RESTORATION	DIVERSIFIED FIELD SERVICES	635.75	0.100000000	63.58
LOCATION / RESTORATION	DIVERSIFIED FIELD SERVICES	1,402.42	0.100000000	140.24
LOCATION / RESTORATION	DIVERSIFIED FIELD SERVICES	635.75	0.100000000	63.58
LOCATION / RESTORATION	DIVERSIFIED FIELD SERVICES	313.31	0.100000000	31.33
LOCATION / RESTORATION	G&A FABRICATION LLC	28,454.70	0.100000000	2,845.47
LOCATION / RESTORATION	G&A FABRICATION LLC	10,407.37	0.100000000	1,040.74
LOCATION / ROAD / SITE / PREPARATION	HOBBS ANCHOR INC	1,046.56	0.100000000	104.66
LOGGING & WIRELINE SERVICES	HALLIBURTON ENERGY SERV	1,009.46	0.100000000	100.94
LOGGING & WIRELINE SERVICES	RWLS LLC DBA RENEGADE SE	6,141.71	0.100000000	614.17
LOGGING & WIRELINE SERVICES	XTREME CRANE & RIGGING LI	25,830.00	0.100000000	2,583.00
OVERHEAD FIXED RATE	MEWBOURNE OIL COMPANY	1,705.46	0.100000000	170.55
PIPELINE INTERCONNECT / ROW / EASEMENTS	STATE OF NEW MEXICO	866.00	0.100000000	86.60
STIMULATION RENTALS & OTHER	GARNER PUMP & SUPPLY INC	267.03	0.100000000	26.70
STIMULATION RENTALS & OTHER	NEW WAVE ENERGY SERVICE	117,817.13	0.100000000	11,781.71
STIMULATION TOE PREPARATION	GARNER PUMP & SUPPLY INC	487.11	0.100000000	48.72
STIMULATION TOE PREPARATION	STONE OILFIELD SERVICE INC	334.08	0.100000000	33.41
STIMULATION TOE PREPARATION	WELL FOAM INC	10,814.77	0.100000000	1,081.48
STIMULATION TOE PREPARATION	TRINITY OILFIELD SERVICES &	2,236.60	0.100000000	223.66
STIMULATION TOE PREPARATION	TRINITY OILFIELD SERVICES &	1,962.30	0.100000000	196.23
TRANSPORTATION	PETROSMITH EQUIPMENT LP	9,415.87	0.100000000	941.59
TRANSPORTATION	G&A FABRICATION LLC	400.79	0.100000000	40.08
TRANSPORTATION	G&A FABRICATION LLC	400.31	0.100000000	40.03

## MEWBOURNE OIL COMPANY

SIANA OIL & GAS CO, LLC  
TOM M RAGSDALE  
400 N SAM HOUSTON PKWY EAST, STE 601  
HOUSTON, TX 77060

INVOICE NO.: 202102-15249  
INVOICE DATE: 2-28-2021  
OWNER: 035904-1  
BILLING FOR: February 2021

REFERENCE/DESCRIPTION OF CHARGES		GROSS CHARGES	WORKING INTEREST	NET CHARGE
TRANSPORTATION	VAPROX LLC	703.62	0.100000000	70.36
TRANSPORTATION	VIKING INC	5,840.75	0.100000000	584.08
WATER AND OTHER	QATAR LLC	1,097.99	0.100000000	109.80
WELDING / CONSTRUCTION / MAINT. SERVICES	MEWBOURNE OIL COMPANY	2,100.00	0.100000000	210.00
Total Intangible Well Cost Cost		252,523.97		25,252.41
<u>Tangible Well Cost</u>				
TUBING HEAD & UPPER SECTION	CAMERON INTERNATIONAL	15,471.53	0.100000000	1,547.16
TUBING HEAD & UPPER SECTION	DIVINE WIRELINE SOLUTIONS	2,602.81	0.100000000	260.28
Total Tangible Well Cost Cost		18,074.34		1,807.44
<u>Equipment Beyond Wellhead</u>				
AUTOMATION METERING EQUIPMENT	VANZANDT CONTROLS, LLC	12,610.00	0.100000000	1,261.00
AUTOMATION METERING EQUIPMENT	THE REYNOLDS COMPANY	3,620.97	0.100000000	362.10
EMISSIONS CONTROL EQUIPMENT	G&A FABRICATION LLC	15,772.31	0.100000000	1,577.23
EMISSIONS CONTROL EQUIPMENT	VAPROX LLC	32,347.53	0.100000000	3,234.75
EMISSIONS CONTROL EQUIPMENT	VIKING INC	21,706.21	0.100000000	2,170.62
EMISSIONS CONTROL EQUIPMENT	AUTOMATED WELLHEAD COM	36,488.98	0.100000000	3,648.90
FITTINGS / VALVES & ACCESSORIES	GREEN'S PIPE SERVICE INC	28,792.99	0.100000000	2,879.30
FITTINGS / VALVES & ACCESSORIES	G&A FABRICATION LLC	2,023.67	0.100000000	202.36
FITTINGS / VALVES & ACCESSORIES	G&A FABRICATION LLC	2,023.67	0.100000000	202.36
PRODUCTION EQUIP INSTALLATION	DIVERSIFIED FIELD SERVICES	263.75	0.100000000	26.37
PRODUCTION EQUIP INSTALLATION	DIVERSIFIED FIELD SERVICES	580.25	0.100000000	58.03
PRODUCTION EQUIP INSTALLATION	DIVERSIFIED FIELD SERVICES	641.45	0.100000000	64.14
PRODUCTION EQUIP INSTALLATION	DIVERSIFIED FIELD SERVICES	580.25	0.100000000	58.03
PRODUCTION EQUIP INSTALLATION	DIVERSIFIED FIELD SERVICES	635.75	0.100000000	63.58
PRODUCTION EQUIP INSTALLATION	DIVERSIFIED FIELD SERVICES	527.50	0.100000000	52.75
PRODUCTION EQUIP INSTALLATION	PETROSMITH EQUIPMENT LP	1,318.75	0.100000000	131.88
PRODUCTION EQUIP INSTALLATION	G&A FABRICATION LLC	1,387.64	0.100000000	138.76
PRODUCTION EQUIP INSTALLATION	G&A FABRICATION LLC	2,833.10	0.100000000	283.31
PRODUCTION EQUIP INSTALLATION	G&A FABRICATION LLC	1,965.82	0.100000000	196.58
PRODUCTION EQUIP INSTALLATION	G&A FABRICATION LLC	1,965.82	0.100000000	196.58
PRODUCTION EQUIP INSTALLATION	G&A FABRICATION LLC	2,833.11	0.100000000	283.31
PRODUCTION EQUIP INSTALLATION	G&A FABRICATION LLC	3,195.78	0.100000000	319.58
PRODUCTION EQUIP INSTALLATION	G&A FABRICATION LLC	1,261.50	0.100000000	126.15
PRODUCTION EQUIP INSTALLATION	G&A FABRICATION LLC	1,261.50	0.100000000	126.15
PRODUCTION EQUIP INSTALLATION	G&A FABRICATION LLC	693.82	0.100000000	69.38
PRODUCTION EQUIP INSTALLATION	G&A FABRICATION LLC	2,370.56	0.100000000	237.06
PRODUCTION EQUIP INSTALLATION	G&A FABRICATION LLC	2,544.01	0.100000000	254.40
PRODUCTION EQUIP INSTALLATION	G&A FABRICATION LLC	2,254.92	0.100000000	225.49
SEPARATION / TREATING EQUIPMENT	VIKING INC	80,086.32	0.100000000	8,008.63
Total Equipment Beyond Wellhead Cost		264,587.93		26,458.78
62948000-20 SUBTOTAL		783,386.17	78,338.62	



## MEWBOURNE OIL COMPANY

SIANA OIL & GAS CO, LLC  
TOM M RAGSDALE  
400 N SAM HOUSTON PKWY EAST, STE 601  
HOUSTON, TX 77060

INVOICE NO.: 202102-15249  
INVOICE DATE: 2-28-2021  
OWNER: 035904-1  
BILLING FOR: February 2021

REFERENCE/DESCRIPTION OF CHARGES	GROSS CHARGES	WORKING INTEREST	NET CHARGE
<b>PROPERTY: 62948000 62948000-30 INLAND 26/23 B2PI STATE COM 1H</b>			
<u>Lease Operating Expense</u>			
LEASE & FACILITY MAINTENANCE THE MERCHANT LIVESTOCK C	1,476.00	0.100000000	147.60
Total Lease Operating Expense Cost	1,476.00		147.60
<u>Lease Operating Expense</u>			
LEASE & FACILITY MEWBOURNE OIL COMPANY	175.00	0.100000000	17.50
Total Lease Operating Expense Cost	175.00		17.50
<b>62948000-30 SUBTOTAL</b>	<b>1,651.00</b>	<b>165.10</b>	
<b>PROPERTY 62948000 TOTAL</b>	<b>3,177,399.39</b>	<b>317,739.95</b>	
<b>62948000PREPAYMENTS</b>			<b>-317,739.95</b>
<b>PROPERTY: 62958000 62958000-30 GAZELLE 22 B3MD FED COM 1H</b>			
<u>Lease Operating Expense</u>			
COMPANY SUPERVISION MEWBOURNE OIL COMPANY	575.00	0.196991940	113.27
COMPRESSOR MAINTENANCE TRINITY OILFIELD SERVICES &	580.25	0.196991940	114.30
EMISSIONS CONTROL EQUIPMENT MAINTENANCE G&A FABRICATION LLC	76.19	0.196991940	15.01
EMISSIONS CONTROL EQUIPMENT MAINTENANCE G&A FABRICATION LLC	118.60	0.196991940	23.36
EMISSIONS CONTROL EQUIPMENT MAINTENANCE G&A FABRICATION LLC	76.19	0.196991940	15.01
EMISSIONS CONTROL EQUIPMENT MAINTENANCE G&A FABRICATION LLC	76.19	0.196991940	15.01
EMISSIONS CONTROL EQUIPMENT MAINTENANCE G&A FABRICATION LLC	76.19	0.196991940	15.01
EMISSIONS CONTROL EQUIPMENT MAINTENANCE VAPROX LLC	135.90	0.196991940	26.77
EMISSIONS CONTROL EQUIPMENT MAINTENANCE TRINITY OILFIELD SERVICES &	145.06	0.196991940	28.58
FUEL/ POWER / ELECTRICAL XCEL ENERGY	331.58	0.196991940	65.32
LEASE & FACILITY MEWBOURNE OIL COMPANY	175.00	0.196991940	34.47
LEASE & FACILITY MEWBOURNE OIL COMPANY	175.00	0.196991940	34.47
LEASE & FACILITY MAINTENANCE CUSTOM WELDING OF HOBBS	909.06	0.196991940	179.07
LEASE & FACILITY MAINTENANCE CUSTOM WELDING OF HOBBS	909.06	0.196991940	179.07
LEASE & FACILITY MAINTENANCE GARNER PUMP & SUPPLY INC	0.78	0.196991940	0.17
LEASE & FACILITY MAINTENANCE K&S OILFIELD SUPPLIES LLC	133.63	0.196991940	26.32
LEASE & FACILITY MAINTENANCE TURNCO ENTERPRISES LLC	13.15	0.196991940	2.59
LEASE & FACILITY MAINTENANCE TURNCO ENTERPRISES LLC	24.15	0.196991940	4.76
LEASE & FACILITY MAINTENANCE TURNCO ENTERPRISES LLC	100.00	0.196991940	19.70
LEASE & FACILITY MAINTENANCE TURNCO ENTERPRISES LLC	322.00	0.196991940	63.43
LEASE & FACILITY MAINTENANCE TURNCO ENTERPRISES LLC	184.00	0.196991940	36.24
LEASE & FACILITY MAINTENANCE TURNCO ENTERPRISES LLC	75.00	0.196991940	14.78
LEASE & FACILITY MAINTENANCE TURNCO ENTERPRISES LLC	322.00	0.196991940	63.43
LEASE & FACILITY MAINTENANCE TURNCO ENTERPRISES LLC	276.00	0.196991940	54.38
LEASE & FACILITY MAINTENANCE TURNCO ENTERPRISES LLC	32.87	0.196991940	6.48
LEASE & FACILITY MAINTENANCE TURNCO ENTERPRISES LLC	50.00	0.196991940	9.85
LEASE & FACILITY MAINTENANCE TURNCO ENTERPRISES LLC	42.86	0.196991940	8.44
LEASE & FACILITY MAINTENANCE TURNCO ENTERPRISES LLC	118.29	0.196991940	23.30

## MEWBOURNE OIL COMPANY

SIANA OIL & GAS CO, LLC  
TOM M RAGSDALE  
400 N SAM HOUSTON PKWY EAST, STE 601  
HOUSTON, TX 77060

INVOICE NO.: 202102-15249  
INVOICE DATE: 2-28-2021  
OWNER: 035904-1  
BILLING FOR: February 2021

REFERENCE/DESCRIPTION OF CHARGES		GROSS CHARGES	WORKING INTEREST	NET CHARGE
LEASE & FACILITY MAINTENANCE	TURNCO ENTERPRISES LLC	78.86	0.196991940	15.54
LEASE & FACILITY MAINTENANCE	INGRAM PROFESSIONAL SERV	2,536.14	0.196991940	499.60
LEASE & FACILITY MAINTENANCE	INGRAM PROFESSIONAL SERV	161.15	0.196991940	31.74
LEASE & FACILITY MAINTENANCE	EP&S LLC	7.21	0.196991940	1.43
LEASE & FACILITY MAINTENANCE	EP&S LLC	114.74	0.196991940	22.60
LEASE & FACILITY MAINTENANCE	EP&S LLC	56.02	0.196991940	11.03
LEASE & FACILITY MAINTENANCE	LIMESTONE BASIN PROPERTIE	2,865.49	0.196991940	564.48
MISCELLANEOUS EQUIPMENT RENTAL	MEWBOURNE OIL COMPANY	243.04	0.196991940	47.88
OVERHEAD-FIXED RATE	MEWBOURNE OIL COMPANY	881.16	0.196991940	173.58
PRIME MOVER / PUMP MAINTENANCE	HR COMPRESSION & SERVICE	354.85	0.196991940	69.90
PUMPING	MEWBOURNE OIL COMPANY	850.00	0.196991940	167.44
PUMPING	MEWBOURNE OIL COMPANY	425.00	0.196991940	83.72
RENTAL SERVICES	KODIAK GAS SERVICES LLC	4,917.51	0.196991940	968.71
SALT WATER DISPOSAL	OWL SWD OPERATING LLC	8,174.82	0.196991940	1,610.38
SALT WATER DISPOSAL	OWL SWD OPERATING LLC	5,289.85	0.196991940	1,042.06
SALT WATER DISPOSAL	LIMESTONE BASIN PROPERTIE	348.22	0.196991940	68.60
Total Lease Operating Expense Cost		33,358.06		6,571.28

62958000-30 SUBTOTAL

33,358.06

6,571.28

PROPERTY 62958000 TOTAL

33,358.06

6,571.28

PROPERTY: 72076000 72076000-10 INLAND 26/23 B2OJ STATE COM 1H

Intangible Well Cost

COMPANY SUPERVISION	MEWBOURNE OIL COMPANY	281.25	0.100000000	28.12
REGULATORY PERMITS & SURVEYS	RRC SURVEYING LLC	1,623.29	0.100000000	162.33
Total Intangible Well Cost Cost		1,904.54		190.45

Intangible Well Cost

COMPANY SUPERVISION	MEWBOURNE OIL COMPANY	181.25	0.100000000	18.13
Total Intangible Well Cost Cost		181.25		18.13

Intangible Well Cost

COMPANY SUPERVISION	MEWBOURNE OIL COMPANY	625.00	0.100000000	62.50
COMPANY SUPERVISION	MEWBOURNE OIL COMPANY	625.00	0.100000000	62.50
LOCATION / ROAD / SITE / PREPARATION	THE MERCHANT LIVESTOCK C	18,029.13	0.100000000	1,802.91
LOCATION / ROAD / SITE / PREPARATION	THE MERCHANT LIVESTOCK C	6,958.80	0.100000000	695.88
REGULATORY PERMITS & SURVEYS	RRC SURVEYING LLC	1,878.12	0.100000000	187.81
Total Intangible Well Cost Cost		28,116.05		2,811.60

Intangible Well Cost

COMPANY SUPERVISION	MEWBOURNE OIL COMPANY	625.00	0.100000000	62.50
COMPANY SUPERVISION	MEWBOURNE OIL COMPANY	425.00	0.100000000	42.49
COMPANY SUPERVISION	MEWBOURNE OIL COMPANY	1,562.50	0.100000000	156.24

## MEWBOURNE OIL COMPANY

SIANA OIL & GAS CO, LLC  
TOM M RAGSDALE  
400 N SAM HOUSTON PKWY EAST, STE 601  
HOUSTON, TX 77060

INVOICE NO.: 202102-15249  
INVOICE DATE: 2-28-2021  
OWNER: 035904-1  
BILLING FOR: February 2021

REFERENCE/DESCRIPTION OF CHARGES		GROSS CHARGES	WORKING INTEREST	NET CHARGE
LOCATION / ROAD / SITE / PREPARATION	TRINITY OILFIELD SERVICES &	31,423.17	0.100000000	3,142.32
REGULATORY PERMITS & SURVEYS	STATE OF NEW MEXICO	500.00	0.100000000	50.00
REGULATORY PERMITS & SURVEYS	RRC SURVEYING LLC	1,944.63	0.100000000	194.47
Total Intangible Well Cost Cost		36,480.30		3,648.02
<u>Intangible Well Cost</u>				
COMPANY SUPERVISION	MEWBOURNE OIL COMPANY	625.00	0.100000000	62.50
COMPANY SUPERVISION	MEWBOURNE OIL COMPANY	1,031.25	0.100000000	103.13
Total Intangible Well Cost Cost		1,656.25		165.63
<u>Intangible Well Cost</u>				
COMPANY SUPERVISION	MEWBOURNE OIL COMPANY	325.00	0.100000000	32.50
COMPANY SUPERVISION	MEWBOURNE OIL COMPANY	650.00	0.100000000	65.00
COMPANY SUPERVISION	MEWBOURNE OIL COMPANY	325.00	0.100000000	32.50
COMPANY SUPERVISION	MEWBOURNE OIL COMPANY	412.50	0.100000000	41.25
COMPANY SUPERVISION	MEWBOURNE OIL COMPANY	1,300.00	0.100000000	130.00
REGULATORY PERMITS & SURVEYS	BOONE ARCHAEOLOGICAL RE	957.74	0.100000000	95.78
WELL / LEASE LEGAL	HINKLE SHANOR LLP	3,051.43	0.100000000	305.15
Total Intangible Well Cost Cost		7,021.67		702.18
<u>Intangible Well Cost</u>				
COMPANY SUPERVISION	MEWBOURNE OIL COMPANY	1,275.00	0.100000000	127.50
REGULATORY PERMITS & SURVEYS	RRC SURVEYING LLC	637.22	0.100000000	63.72
Total Intangible Well Cost Cost		1,912.22		191.22
<u>Intangible Well Cost</u>				
COMPANY SUPERVISION	MEWBOURNE OIL COMPANY	525.00	0.100000000	52.50
COMPANY SUPERVISION	MEWBOURNE OIL COMPANY	1,312.50	0.100000000	131.25
EQUIPMENT RENTAL	LA ENTERPRISE SERVICES INC	402.09	0.100000000	40.21
MUD - SPECIALIZED	QATAR LLC	1,340.19	0.100000000	134.02
REGULATORY PERMITS & SURVEYS	A-1 SIGN ENGRAVERS INC	88.50	0.100000000	8.86
RIG MOBILIZATION / DEMOBILIZATION	CHARLIE'S FIELD SERVICE INC	785.41	0.100000000	78.54
RIG MOBILIZATION / DEMOBILIZATION	BRADY'S WELDING & MACHIN	7,500.00	0.100000000	750.00
RIG MOBILIZATION / DEMOBILIZATION	BRADY'S WELDING & MACHIN	66,125.00	0.100000000	6,612.50
RIG MOBILIZATION / DEMOBILIZATION	PATTERSON UTI DRILLING CO	2,802.34	0.100000000	280.24
WATER AND OTHER	TRINITY OILFIELD SERVICES &	580.25	0.100000000	58.03
WELDING / CONSTRUCTION / MAINT. SERVICES	MC WELDING LLC	419.59	0.100000000	41.96
Total Intangible Well Cost Cost		81,880.87		8,188.11
<u>Intangible Well Cost</u>				
BITS	ULTERRA DRILLING	1,162.61	0.100000000	116.27
BITS	ULTERRA DRILLING	8,430.51	0.100000000	843.05

## MEWBOURNE OIL COMPANY

SIANA OIL & GAS CO, LLC  
TOM M RAGSDALE  
400 N SAM HOUSTON PKWY EAST, STE 601  
HOUSTON, TX 77060

INVOICE NO.: 202102-15249

INVOICE DATE: 2-28-2021

OWNER: 035904-1

BILLING FOR: February 2021

REFERENCE/DESCRIPTION OF CHARGES		GROSS CHARGES	WORKING INTEREST	NET CHARGE
BITS	ULTERRA DRILLING	8,294.41	0.100000000	829.44
BITS	ULTERRA DRILLING	8,294.41	0.100000000	829.44
CASING / TUBING / SNUBBING SERVICES	BUTCH'S RAT HOLE & ANCHOR	5,090.38	0.100000000	509.03
CASING / TUBING / SNUBBING SERVICES	BUTCH'S RAT HOLE & ANCHOR	3,645.03	0.100000000	364.50
CASING / TUBING / SNUBBING SERVICES	BUTCH'S RAT HOLE & ANCHOR	11,713.14	0.100000000	1,171.31
CEMENTING	WEATHERFORD US LP	2,248.21	0.100000000	224.82
CEMENTING	WEATHERFORD US LP	1,363.99	0.100000000	136.40
CEMENTING	WEATHERFORD US LP	25,813.36	0.100000000	2,581.33
CEMENTING	WEATHERFORD US LP	3,022.34	0.100000000	302.24
CEMENTING	PAR FIVE ENERGY SERVICES INC	29,538.72	0.100000000	2,953.87
CEMENTING	UNIVERSAL PRESSURE PUMPING	26,308.73	0.100000000	2,630.88
CEMENTING	UNIVERSAL PRESSURE PUMPING	29,862.16	0.100000000	2,986.21
CEMENTING	UNIVERSAL PRESSURE PUMPING	-2,970.00	0.100000000	-297.00
COMPANY SUPERVISION	MEWBOURNE OIL COMPANY	600.00	0.100000000	60.00
COMPANY SUPERVISION	MEWBOURNE OIL COMPANY	1,837.50	0.100000000	183.75
COMPANY SUPERVISION	MEWBOURNE OIL COMPANY	346.50	0.100000000	34.65
COMPANY SUPERVISION	MEWBOURNE OIL COMPANY	1,050.00	0.100000000	105.00
COMPANY SUPERVISION	MEWBOURNE OIL COMPANY	570.00	0.100000000	57.01
COMPANY SUPERVISION	MEWBOURNE OIL COMPANY	3,853.50	0.100000000	385.35
COMPANY SUPERVISION	MEWBOURNE OIL COMPANY	1,071.00	0.100000000	107.10
COMPANY SUPERVISION	MEWBOURNE OIL COMPANY	525.00	0.100000000	52.50
COMPANY SUPERVISION	MEWBOURNE OIL COMPANY	1,575.00	0.100000000	157.50
COMPANY SUPERVISION	MEWBOURNE OIL COMPANY	750.00	0.100000000	75.00
COMPANY SUPERVISION	MEWBOURNE OIL COMPANY	1,575.00	0.100000000	157.50
CONTRACT SERVICES & SUPERVISION	GSM OILFIELD SERVICES INC	1,582.50	0.100000000	158.25
DIRECTIONAL SERVICES	ALTITUDE ENERGY PARTNERS	257,923.00	0.100000000	25,792.30
DIRECTIONAL SERVICES	INVICTUS TOOLS LLC	2,356.00	0.100000000	235.60
EQUIPMENT RENTAL	WEATHERFORD US LP	3,508.79	0.100000000	350.88
EQUIPMENT RENTAL	WEATHERFORD US LP	10,467.63	0.100000000	1,046.77
EQUIPMENT RENTAL	BLAIR TOOL LLC	5,833.30	0.100000000	583.33
EQUIPMENT RENTAL	LA ENTERPRISE SERVICES INC	402.11	0.100000000	40.21
EQUIPMENT RENTAL	LA ENTERPRISE SERVICES INC	1,030.23	0.100000000	103.02
EQUIPMENT RENTAL	LA ENTERPRISE SERVICES INC	262.81	0.100000000	26.28
EQUIPMENT RENTAL	LA ENTERPRISE SERVICES INC	3,326.16	0.100000000	332.62
EQUIPMENT RENTAL	LA ENTERPRISE SERVICES INC	1,690.41	0.100000000	169.04
EQUIPMENT RENTAL	FRAC TANK RENTALS LLC	881.20	0.100000000	88.12
EQUIPMENT RENTAL	POWERSAT COMMUNICATION	672.92	0.100000000	67.29
EQUIPMENT RENTAL	DRILLING TOOLS INTERNATIONAL	1,687.12	0.100000000	168.71
EQUIPMENT RENTAL	DRILLING TOOLS INTERNATIONAL	10,595.83	0.100000000	1,059.58
EQUIPMENT RENTAL	D WEBB INDUSTRIES LLC	1,115.65	0.100000000	111.57
EQUIPMENT RENTAL	PATTERSON UTI DRILLING CO	527.49	0.100000000	52.75
FUEL	FRONK OIL COMPANY INC	13,427.93	0.100000000	1,342.79

## MEWBOURNE OIL COMPANY

Page 36

SIANA OIL & GAS CO, LLC  
TOM M RAGSDALE  
400 N SAM HOUSTON PKWY EAST, STE 601  
HOUSTON, TX 77060

INVOICE NO.: 202102-15249  
INVOICE DATE: 2-28-2021  
OWNER: 035904-1  
BILLING FOR: February 2021

REFERENCE/DESCRIPTION OF CHARGES		GROSS CHARGES	WORKING INTEREST	NET CHARGE
FUEL	FRONK OIL COMPANY INC	11,509.29	0.100000000	1,150.93
FUEL	FRONK OIL COMPANY INC	2,543.71	0.100000000	254.37
FUEL	FRONK OIL COMPANY INC	2,234.36	0.100000000	223.43
FUEL	FRONK OIL COMPANY INC	13,568.96	0.100000000	1,356.90
FUEL	FRONK OIL COMPANY INC	8,303.66	0.100000000	830.37
FUEL	FRONK OIL COMPANY INC	7,605.90	0.100000000	760.59
FUEL	FRONK OIL COMPANY INC	3,760.67	0.100000000	376.07
INSPECTION & REPAIR SERVICES	CHARLIE'S FIELD SERVICE INC	2,567.00	0.100000000	256.71
INSPECTION & REPAIR SERVICES	CHARLIE'S FIELD SERVICE INC	2,856.90	0.100000000	285.68
INTANGIBLE SUPPLIES	GARNER PUMP & SUPPLY INC	233.13	0.100000000	23.31
INTANGIBLE SUPPLIES	CONTINENTAL WIRE CLOTH L	9,542.48	0.100000000	954.25
INTANGIBLE SUPPLIES	CONTINENTAL WIRE CLOTH L	2,721.91	0.100000000	272.19
INTANGIBLE SUPPLIES	WELLBORE INTEGRITY SOLUT	1,948.50	0.100000000	194.85
LOCATION / RESTORATION	DUKE OILFIELD SERVICES LLC	6,514.63	0.100000000	651.47
LOCATION / RESTORATION	DUKE OILFIELD SERVICES LLC	2,743.00	0.100000000	274.30
LOCATION / RESTORATION	DUKE OILFIELD SERVICES LLC	1,930.65	0.100000000	193.06
LOCATION / RESTORATION	AGAVE TRANSPORTATION SEI	683.31	0.100000000	68.33
LOCATION / RESTORATION	AGAVE TRANSPORTATION SEI	289.09	0.100000000	28.91
LOCATION / RESTORATION	AGAVE TRANSPORTATION SEI	480.40	0.100000000	48.04
LOCATION / RESTORATION	QATAR LLC	12,077.86	0.100000000	1,207.79
LOCATION / RESTORATION	QATAR LLC	10,592.35	0.100000000	1,059.23
LOCATION / RESTORATION	QATAR LLC	13,692.55	0.100000000	1,369.25
LOCATION / RESTORATION	QATAR LLC	8,008.85	0.100000000	800.88
LOCATION / RESTORATION	SARGE TRUCKING SERVICES, I	871.93	0.100000000	87.21
LOCATION / ROAD / SITE / PREPARATION	BUTCH'S RAT HOLE & ANCHOI	23,360.87	0.100000000	2,336.09
LOCATION / ROAD / SITE / PREPARATION	DUKE OILFIELD SERVICES LLC	2,864.32	0.100000000	286.43
LOCATION / ROAD / SITE / PREPARATION	TRINITY OILFIELD SERVICES &	2,532.53	0.100000000	253.25
MUD - SPECIALIZED	FRONK OIL COMPANY INC	10,740.88	0.100000000	1,074.08
MUD - SPECIALIZED	FRONK OIL COMPANY INC	5,716.90	0.100000000	571.69
MUD - SPECIALIZED	FRONK OIL COMPANY INC	6,548.07	0.100000000	654.81
MUD - SPECIALIZED	FRONK OIL COMPANY INC	10,131.88	0.100000000	1,013.18
MUD - SPECIALIZED	NOVA TRUCKING LLC	1,028.63	0.100000000	102.86
MUD - SPECIALIZED	QATAR LLC	645.87	0.100000000	64.59
MUD - SPECIALIZED	D WEBB INDUSTRIES LLC	568.35	0.100000000	56.83
MUD LOGGING	MORCO GEOLOGICAL SERVICE	13,174.95	0.100000000	1,317.49
OVERHEAD FIXED RATE	MEWBOURNE OIL COMPANY	1,421.22	0.100000000	142.12
RIG MOBILIZATION / DEMOBILIZATION	PATTERSON UTI DRILLING CO	27,737.10	0.100000000	2,773.71
TESTING & FLOWBACK SERVICES	MAN WELDING SERVICE	1,666.90	0.100000000	166.69
TESTING & FLOWBACK SERVICES	MAN WELDING SERVICE	2,136.38	0.100000000	213.64
TRANSPORTATION	DIVINE ENERGY SERVICES LL	939.95	0.100000000	93.99
TRANSPORTATION	DIVINE ENERGY SERVICES LL	683.60	0.100000000	68.36
TRANSPORTATION	DIVINE ENERGY SERVICES LL	666.51	0.100000000	66.65



## MEWBOURNE OIL COMPANY

SIANA OIL & GAS CO, LLC  
TOM M RAGSDALE  
400 N SAM HOUSTON PKWY EAST, STE 601  
HOUSTON, TX 77060

INVOICE NO.: 202102-15249  
INVOICE DATE: 2-28-2021  
OWNER: 035904-1  
BILLING FOR: February 2021

REFERENCE/DESCRIPTION OF CHARGES		GROSS CHARGES	WORKING INTEREST	NET CHARGE
TRANSPORTATION	MCCULLAR AND SON'S WELDI	374.14	0.100000000	37.41
TRANSPORTATION	MCCULLAR AND SON'S WELDI	620.00	0.100000000	62.00
TRANSPORTATION	J & C HOT SHOT SERVICE	650.00	0.100000000	65.00
WATER AND OTHER	STONE OILFIELD SERVICE INC	3,188.01	0.100000000	318.81
WATER AND OTHER	DUKE OILFIELD SERVICES LLC	34,006.34	0.100000000	3,400.63
WATER AND OTHER	AGAVE TRANSPORTATION SEI	4,021.03	0.100000000	402.10
WATER AND OTHER	AGAVE TRANSPORTATION SEI	893.56	0.100000000	89.36
WATER AND OTHER	AGAVE TRANSPORTATION SEI	1,029.44	0.100000000	102.94
WATER AND OTHER	NOVA TRUCKING LLC	1,055.00	0.100000000	105.50
WATER AND OTHER	QATAR LLC	419.82	0.100000000	41.98
WATER AND OTHER	QATAR LLC	4,894.65	0.100000000	489.47
WATER AND OTHER	QATAR LLC	20,581.88	0.100000000	2,058.19
WATER AND OTHER	SARGE TRUCKING SERVICES, I	450.00	0.100000000	45.00
WATER AND OTHER	SARGE TRUCKING SERVICES, I	-450.00	0.100000000	-45.00
WATER AND OTHER	SARGE TRUCKING SERVICES, I	17,150.09	0.100000000	1,715.01
WATER AND OTHER	SARGE TRUCKING SERVICES, I	-450.00	0.100000000	45.00
WELDING / CONSTRUCTION / MAINT. SERVICES	MC WELDING LLC	810.58	0.100000000	81.06
WELL / LEASE INSURANCE	LOCKTON COMPANIES LLC	3,350.83	0.100000000	335.08
Total Intangible Well Cost Cost		826,203.95		82,620.38
<u>Tangible Well Cost</u>				
CASING (10.1" - 19.0")	SOONER PIPE LLC	60,280.68	0.100000000	6,028.07
CASING (6.1" - 8.0")	SOONER PIPE LLC	244,164.92	0.100000000	24,416.49
CASING (6.1" - 8.0")	BOND COAT INC	13,519.86	0.100000000	1,351.98
CASING (8.1" - 10.0")	SOONER PIPE LLC	126,404.47	0.100000000	12,640.44
DRILLING HEAD	CAMERON INTERNATIONAL	25,284.07	0.100000000	2,528.41
DRILLING HEAD	CAMERON INTERNATIONAL	4,299.61	0.100000000	429.96
DRILLING HEAD	CAMERON INTERNATIONAL	3,061.24	0.100000000	306.12
Total Tangible Well Cost Cost		477,014.85		47,701.47
<u>Intangible Well Cost</u>				
BITS	NATIONAL OILWELL DHT LP	8,019.62	0.100000000	801.96
BITS	NATIONAL OILWELL DHT LP	8,019.62	0.100000000	801.96
BITS	ULTERRA DRILLING	18,926.27	0.100000000	1,892.63
COMPANY SUPERVISION	MEWBOURNE OIL COMPANY	600.00	0.100000000	60.00
COMPANY SUPERVISION	MEWBOURNE OIL COMPANY	2,625.00	0.100000000	262.50
COMPANY SUPERVISION	MEWBOURNE OIL COMPANY	1,437.50	0.100000000	143.75
COMPANY SUPERVISION	MEWBOURNE OIL COMPANY	4,933.50	0.100000000	493.35
COMPANY SUPERVISION	MEWBOURNE OIL COMPANY	1,150.00	0.100000000	115.00
COMPANY SUPERVISION	MEWBOURNE OIL COMPANY	1,725.00	0.100000000	172.50
COMPANY SUPERVISION	MEWBOURNE OIL COMPANY	1,500.00	0.100000000	150.00
COMPANY SUPERVISION	MEWBOURNE OIL COMPANY	3,243.00	0.100000000	324.30
COMPANY SUPERVISION	MEWBOURNE OIL COMPANY	3,795.00	0.100000000	379.50

## MEWBOURNE OIL COMPANY

SIANA OIL & GAS CO, LLC  
TOM M RAGSDALE  
400 N SAM HOUSTON PKWY EAST, STE 601  
HOUSTON, TX 77060

INVOICE NO.: 202102-15249  
INVOICE DATE: 2-28-2021  
OWNER: 035904-1  
BILLING FOR: February 2021

REFERENCE/DESCRIPTION OF CHARGES		GROSS CHARGES	WORKING INTEREST	NET CHARGE
COMPANY SUPERVISION	MEWBOURNE OIL COMPANY	4,025.00	0.100000000	402.50
COMPANY SUPERVISION	MEWBOURNE OIL COMPANY	6,003.00	0.100000000	600.30
COMPANY SUPERVISION	MEWBOURNE OIL COMPANY	2,250.00	0.100000000	225.00
COMPANY SUPERVISION	MEWBOURNE OIL COMPANY	1,150.00	0.100000000	115.00
COMPANY SUPERVISION	MEWBOURNE OIL COMPANY	13,800.00	0.100000000	1,380.00
CONTRACT SERVICES & SUPERVISION	GSM OILFIELD SERVICES INC	6,330.00	0.100000000	633.00
CONTRACT SERVICES & SUPERVISION	GSM OILFIELD SERVICES INC	7,912.50	0.100000000	791.25
CONTRACT SERVICES & SUPERVISION	GSM OILFIELD SERVICES INC	9,495.00	0.100000000	949.50
CONTRACT SERVICES & SUPERVISION	GSM OILFIELD SERVICES INC	11,077.50	0.100000000	1,107.75
CONTRACT SERVICES & SUPERVISION	GSM OILFIELD SERVICES INC	11,077.50	0.100000000	1,107.75
CONTRACT SERVICES & SUPERVISION	GSM OILFIELD SERVICES INC	6,330.00	0.100000000	633.00
CONTRACT SERVICES & SUPERVISION	GSM OILFIELD SERVICES INC	4,747.50	0.100000000	474.75
DAYWORK / TURNKEY / FOOTAGE DRILLING	PATTERSON UTI DRILLING CO	83,696.67	0.100000000	8,369.67
DAYWORK / TURNKEY / FOOTAGE DRILLING	PATTERSON UTI DRILLING CO	329,645.92	0.100000000	32,964.59
EQUIPMENT RENTAL	THE SYDCO SYSTEM INC	2,702.88	0.100000000	270.29
EQUIPMENT RENTAL	PASON SYSTEMS USA CORP	20,472.29	0.100000000	2,047.23
EQUIPMENT RENTAL	NATIONAL OILWELL DHT LP	2,990.93	0.100000000	299.09
EQUIPMENT RENTAL	CAMPBELL OILFIELD SERVICE	45,040.81	0.100000000	4,504.08
EQUIPMENT RENTAL	LA ENTERPRISE SERVICES INC	2,365.31	0.100000000	236.53
EQUIPMENT RENTAL	LA ENTERPRISE SERVICES INC	630.75	0.100000000	63.08
EQUIPMENT RENTAL	FRAC TANK RENTALS LLC	3,701.05	0.100000000	370.11
EQUIPMENT RENTAL	LUCKY HEALTH & SAFETY LL	1,422.74	0.100000000	142.27
EQUIPMENT RENTAL	POWERSAT COMMUNICATION	3,773.15	0.100000000	377.32
EQUIPMENT RENTAL	OIL PATCH GROUP INC	1,872.62	0.100000000	187.26
EQUIPMENT RENTAL	SEABOARD INTERNATIONAL I	158.26	0.100000000	15.82
EQUIPMENT RENTAL	SEABOARD INTERNATIONAL I	2,626.96	0.100000000	262.69
EQUIPMENT RENTAL	DRILLING TOOLS INTERNATIC	1,605.27	0.100000000	160.53
EQUIPMENT RENTAL	PATTERSON UTI DRILLING CO	1,318.74	0.100000000	131.88
EQUIPMENT RENTAL	PATTERSON UTI DRILLING CO	7,490.51	0.100000000	749.05
EQUIPMENT RENTAL	TOMAX DRILLING TECHNOLO	17,345.63	0.100000000	1,734.56
FUEL	FRONK OIL COMPANY INC	-4,517.31	0.100000000	-451.73
INSPECTION & REPAIR SERVICES	CONNECTION INSPECTION SEI	2,119.69	0.100000000	211.97
INSPECTION & REPAIR SERVICES	CONNECTION INSPECTION SEI	4,816.18	0.100000000	481.62
INSPECTION & REPAIR SERVICES	BLAIR TOOL LLC	267.03	0.100000000	26.70
INSPECTION & REPAIR SERVICES	WELLBORE INTEGRITY SOLU	21,156.63	0.100000000	2,115.66
INSPECTION & REPAIR SERVICES	PATTERSON UTI DRILLING CO	40,185.22	0.100000000	4,018.52
LOCATION / RESTORATION	DUKE OILFIELD SERVICES LLC	1,371.50	0.100000000	137.15
LOCATION / RESTORATION	R360 ENVIRONMENTAL SOLU	32,683.90	0.100000000	3,268.39
LOCATION / RESTORATION	R360 ENVIRONMENTAL SOLU	1,751.30	0.100000000	175.13
LOCATION / RESTORATION	R360 ENVIRONMENTAL SOLU	25,763.10	0.100000000	2,576.31
LOCATION / RESTORATION	R360 ENVIRONMENTAL SOLU	2,510.90	0.100000000	251.09
LOCATION / RESTORATION	AGAVE TRANSPORTATION SEI	686.29	0.100000000	68.63

## MEWBOURNE OIL COMPANY

SIANA OIL & GAS CO, LLC  
TOM M RAGSDALE  
400 N SAM HOUSTON PKWY EAST, STE 601  
HOUSTON, TX 77060

INVOICE NO.: 202102-15249  
INVOICE DATE: 2-28-2021  
OWNER: 035904-1  
BILLING FOR: February 2021

REFERENCE/DESCRIPTION OF CHARGES		GROSS CHARGES	WORKING INTEREST	NET CHARGE
LOCATION / RESTORATION	NOVA TRUCKING LLC	609.26	0.100000000	60.93
LOCATION / RESTORATION	QATAR LLC	258.35	0.100000000	25.84
LOCATION / RESTORATION	QATAR LLC	-258.35	0.100000000	-25.84
LOCATION / RESTORATION	QATAR LLC	-258.35	0.100000000	-25.84
LOCATION / RESTORATION	QATAR LLC	387.52	0.100000000	38.75
LOCATION / RESTORATION	QATAR LLC	258.35	0.100000000	25.84
LOCATION / RESTORATION	QATAR LLC	258.35	0.100000000	25.84
LOCATION / RESTORATION	QATAR LLC	387.52	0.100000000	38.75
LOCATION / RESTORATION	QATAR LLC	387.52	0.100000000	38.75
LOCATION / RESTORATION	QATAR LLC	775.05	0.100000000	77.50
LOCATION / RESTORATION	SUNDANCE SERVICES WEST II	2,972.56	0.100000000	297.26
MUD - SPECIALIZED	NOVA MUD INC	24,286.51	0.100000000	2,428.65
MUD - SPECIALIZED	D WEBB INDUSTRIES LLC	294.70	0.100000000	29.47
MUD - SPECIALIZED	TDJ OILFIELD SERVICES LLC	6,412.63	0.100000000	641.26
MUD - SPECIALIZED	PATTERSON UTI DRILLING CO	4,241.11	0.100000000	424.11
MUD / CHEMICAL / ADDITIVES	NOVA MUD INC	28,214.23	0.100000000	2,821.42
OVERHEAD FIXED RATE	MEWBOURNE OIL COMPANY	5,969.11	0.100000000	596.91
RIG MOBILIZATION / DEMOBILIZATION	PATTERSON UTI DRILLING CO	4,483.75	0.100000000	448.37
RIG MOBILIZATION / DEMOBILIZATION	PATTERSON UTI DRILLING CO	-1,074.22	0.100000000	-107.42
TRANSPORTATION	HUGHES OILFIELD TRANSPOR	339.70	0.100000000	33.97
TRANSPORTATION	DIVINE ENERGY SERVICES LL	854.50	0.100000000	85.45
TRANSPORTATION	DIVINE ENERGY SERVICES LL	961.31	0.100000000	96.13
TRANSPORTATION	DIVINE ENERGY SERVICES LL	341.80	0.100000000	34.18
TRANSPORTATION	DIVINE ENERGY SERVICES LL	1,281.75	0.100000000	128.18
TRANSPORTATION	NOVA TRUCKING LLC	685.75	0.100000000	68.57
TRANSPORTATION	NOVA TRUCKING LLC	1,556.12	0.100000000	155.61
WATER AND OTHER	NOVA TRUCKING LLC	759.60	0.100000000	75.96
WATER AND OTHER	QATAR LLC	788.50	0.100000000	78.85
WATER AND OTHER	QATAR LLC	1,663.13	0.100000000	166.31
WELDING / CONSTRUCTION / MAINT. SERVICES	MC WELDING LLC	810.58	0.100000000	81.06
Total Intangible Well Cost Cost		886,475.77		88,647.56
<u>Tangible Well Cost</u>				
DRILLING HEAD	CAMERON INTERNATIONAL	2,212.88	0.100000000	221.29
Total Tangible Well Cost Cost		2,212.88		221.29
<b>72076000-10 SUBTOTAL</b>		<b>2,351,060.60</b>		<b>235,106.04</b>
<b>PROPERTY: 72076000 72076000-20 INLAND 26/23 B2OJ STATE COM 1H</b>				
<u>Intangible Well Cost</u>				
COMPANY SUPERVISION	MEWBOURNE OIL COMPANY	281.25	0.100000000	28.12
Total Intangible Well Cost Cost		281.25		28.12
<u>Intangible Well Cost</u>				

## MEWBOURNE OIL COMPANY

SIANA OIL & GAS CO, LLC  
TOM M RAGSDALE  
400 N SAM HOUSTON PKWY EAST, STE 601  
HOUSTON, TX 77060

INVOICE NO.: 202102-15249  
INVOICE DATE: 2-28-2021  
OWNER: 035904-1  
BILLING FOR: February 2021

REFERENCE/DESCRIPTION OF CHARGES		GROSS CHARGES	WORKING INTEREST	NET CHARGE
COMPANY SUPERVISION	MEWBOURNE OIL COMPANY	637.50	0.100000000	63.76
Total Intangible Well Cost Cost		637.50		63.76
<u>Intangible Well Cost</u>				
LOCATION / ROAD / SITE / PREPARATION	TRINITY OILFIELD SERVICES INC	23,652.56	0.100000000	2,365.25
Total Intangible Well Cost Cost		23,652.56		2,365.25
<u>Intangible Well Cost</u>				
COMPANY SUPERVISION	MEWBOURNE OIL COMPANY	650.00	0.100000000	65.00
PIPELINE INTERCONNECT / ROW / EASEMENTS	STATE OF NEW MEXICO	3,843.55	0.100000000	384.36
Total Intangible Well Cost Cost		4,493.55		449.36
<u>Intangible Well Cost</u>				
CASING / TUBING / SNUBBING SERVICES	BUTCH'S RAT HOLE & ANCHOR	5,253.90	0.100000000	525.39
CEMENTING	PAR FIVE ENERGY SERVICES INC	24,512.23	0.100000000	2,451.22
COMPANY SUPERVISION	MEWBOURNE OIL COMPANY	525.00	0.100000000	52.50
INSPECTION & REPAIR SERVICES	CHARLIE'S FIELD SERVICE INC	2,012.89	0.100000000	201.29
TESTING & FLOWBACK SERVICES	MAN WELDING SERVICE	1,424.25	0.100000000	142.43
Total Intangible Well Cost Cost		33,728.27		3,372.83
<u>Tangible Well Cost</u>				
CASING (4.1" - 6.0")	SOONER PIPE LLC	106,718.93	0.100000000	10,671.89
Total Tangible Well Cost Cost		106,718.93		10,671.89
<u>Intangible Well Cost</u>				
COMPANY SUPERVISION	MEWBOURNE OIL COMPANY	1,138.50	0.100000000	113.85
COMPANY SUPERVISION	MEWBOURNE OIL COMPANY	1,173.00	0.100000000	117.30
COMPANY SUPERVISION	MEWBOURNE OIL COMPANY	575.00	0.100000000	57.50
COMPANY SUPERVISION	MEWBOURNE OIL COMPANY	2,300.00	0.100000000	230.00
COMPANY SUPERVISION	MEWBOURNE OIL COMPANY	575.00	0.100000000	57.50
COMPANY SUPERVISION	MEWBOURNE OIL COMPANY	575.00	0.100000000	57.50
CONTRACT SERVICES & SUPERVISION	GSM OILFIELD SERVICES INC	4,747.50	0.100000000	474.75
CONTRACT SERVICES & SUPERVISION	GSM OILFIELD SERVICES INC	3,165.00	0.100000000	316.49
CONTRACT SERVICES & SUPERVISION	SDS PETROLEUM CONSULTAN	1,793.50	0.100000000	179.35
CONTRACT SERVICES & SUPERVISION	SDS PETROLEUM CONSULTAN	3,956.25	0.100000000	395.63
CONTRACT SERVICES & SUPERVISION	SDS PETROLEUM CONSULTAN	3,956.25	0.100000000	395.63
DAYWORK / TURNKEY / FOOTAGE DRILLING	PATTERSON UTI DRILLING CO	38,859.16	0.100000000	3,885.92
EQUIPMENT RENTAL	G&A FABRICATION LLC	189.23	0.100000000	18.92
LOCATION / RESTORATION	DIVERSIFIED FIELD SERVICES	2,085.95	0.100000000	208.60
LOCATION / RESTORATION	DIVERSIFIED FIELD SERVICES	366.05	0.100000000	36.61
LOCATION / RESTORATION	DIVERSIFIED FIELD SERVICES	635.75	0.100000000	63.58
LOCATION / RESTORATION	DIVERSIFIED FIELD SERVICES	1,402.45	0.100000000	140.24
LOCATION / RESTORATION	DIVERSIFIED FIELD SERVICES	635.75	0.100000000	63.58

## MEWBOURNE OIL COMPANY

SIANA OIL & GAS CO, LLC  
TOM M RAGSDALE  
400 N SAM HOUSTON PKWY EAST, STE 601  
HOUSTON, TX 77060

INVOICE NO.: 202102-15249  
INVOICE DATE: 2-28-2021  
OWNER: 035904-1  
BILLING FOR: February 2021

REFERENCE/DESCRIPTION OF CHARGES		GROSS CHARGES	WORKING INTEREST	NET CHARGE
LOCATION / RESTORATION	DIVERSIFIED FIELD SERVICES	313.32	0.100000000	31.33
LOCATION / RESTORATION	G&A FABRICATION LLC	28,454.72	0.100000000	2,845.47
LOCATION / RESTORATION	G&A FABRICATION LLC	10,407.38	0.100000000	1,040.74
LOCATION / ROAD / SITE / PREPARATION	HOBBS ANCHOR INC	1,046.56	0.100000000	104.66
LOGGING & WIRELINE SERVICES	HALLIBURTON ENERGY SERV	1,621.48	0.100000000	162.15
LOGGING & WIRELINE SERVICES	RWLS LLC DBA RENEGADE SE	6,141.71	0.100000000	614.17
LOGGING & WIRELINE SERVICES	XTREME CRANE & RIGGING LI	25,830.00	0.100000000	2,583.00
OVERHEAD FIXED RATE	MEWBOURNE OIL COMPANY	2,842.44	0.100000000	284.24
PIPELINE INTERCONNECT / ROW / EASEMENTS	STATE OF NEW MEXICO	866.00	0.100000000	86.60
STIMULATION RENTALS & OTHER	GARNER PUMP & SUPPLY INC	267.03	0.100000000	26.70
STIMULATION RENTALS & OTHER	NEW WAVE ENERGY SERVICE	117,817.13	0.100000000	11,781.71
STIMULATION TOE PREPARATION	GARNER PUMP & SUPPLY INC	487.11	0.100000000	48.72
STIMULATION TOE PREPARATION	STONE OILFIELD SERVICE INC	794.72	0.100000000	79.47
STIMULATION TOE PREPARATION	WELL FOAM INC	10,814.77	0.100000000	1,081.48
STIMULATION TOE PREPARATION	TRINITY OILFIELD SERVICES &	2,431.78	0.100000000	243.18
TRANSPORTATION	PETROSMITH EQUIPMENT LP	9,415.88	0.100000000	941.59
TRANSPORTATION	G&A FABRICATION LLC	400.79	0.100000000	40.08
TRANSPORTATION	G&A FABRICATION LLC	400.32	0.100000000	40.03
TRANSPORTATION	VAPROX LLC	703.63	0.100000000	70.36
TRANSPORTATION	VIKING INC	5,840.75	0.100000000	584.08
WATER AND OTHER	QATAR LLC	1,097.98	0.100000000	109.80
WELDING / CONSTRUCTION / MAINT. SERVICES	MEWBOURNE OIL COMPANY	2,100.00	0.100000000	210.00
Total Intangible Well Cost Cost		298,224.84		29,822.51
<u>Tangible Well Cost</u>				
HORIZONTAL COMPLETION TOOLS	PACKERS PLUS ENERGY SERV	47,460.23	0.100000000	4,746.02
TUBING HEAD & UPPER SECTION	CAMERON INTERNATIONAL	15,471.53	0.100000000	1,547.16
TUBING HEAD & UPPER SECTION	CAMERON INTERNATIONAL	1,124.84	0.100000000	112.48
TUBING HEAD & UPPER SECTION	DIVINE WIRELINE SOLUTIONS	2,602.81	0.100000000	260.28
Total Tangible Well Cost Cost		66,659.41		6,665.94
<u>Equipment Beyond Wellhead</u>				
AUTOMATION METERING EQUIPMENT	VANZANDT CONTROLS, LLC	12,610.00	0.100000000	1,261.00
AUTOMATION METERING EQUIPMENT	THE REYNOLDS COMPANY	3,620.96	0.100000000	362.10
EMISSIONS CONTROL EQUIPMENT	G&A FABRICATION LLC	15,772.31	0.100000000	1,577.23
EMISSIONS CONTROL EQUIPMENT	VAPROX LLC	32,347.55	0.100000000	3,234.75
EMISSIONS CONTROL EQUIPMENT	VIKING INC	21,706.21	0.100000000	2,170.62
EMISSIONS CONTROL EQUIPMENT	AUTOMATED WELLHEAD COM	36,488.97	0.100000000	3,648.90
FITTINGS / VALVES & ACCESSORIES	GREEN'S PIPE SERVICE INC	28,793.00	0.100000000	2,879.30
FITTINGS / VALVES & ACCESSORIES	G&A FABRICATION LLC	2,023.65	0.100000000	202.37
FITTINGS / VALVES & ACCESSORIES	G&A FABRICATION LLC	2,023.65	0.100000000	202.37
PRODUCTION EQUIP INSTALLATION	DIVERSIFIED FIELD SERVICES	263.75	0.100000000	26.37
PRODUCTION EQUIP INSTALLATION	DIVERSIFIED FIELD SERVICES	580.25	0.100000000	58.03
PRODUCTION EQUIP INSTALLATION	DIVERSIFIED FIELD SERVICES	641.44	0.100000000	64.14



## MEWBOURNE OIL COMPANY

SIANA OIL & GAS CO, LLC  
TOM M RAGSDALE  
400 N SAM HOUSTON PKWY EAST, STE 601  
HOUSTON, TX 77060

INVOICE NO.: 202102-15249  
INVOICE DATE: 2-28-2021  
OWNER: 035904-1  
BILLING FOR: February 2021

REFERENCE/DESCRIPTION OF CHARGES		GROSS CHARGES	WORKING INTEREST	NET CHARGE
PRODUCTION EQUIP INSTALLATION	DIVERSIFIED FIELD SERVICES	580.25	0.100000000	58.03
PRODUCTION EQUIP INSTALLATION	DIVERSIFIED FIELD SERVICES	635.75	0.100000000	63.58
PRODUCTION EQUIP INSTALLATION	DIVERSIFIED FIELD SERVICES	527.50	0.100000000	52.75
PRODUCTION EQUIP INSTALLATION	PETROSMITH EQUIPMENT LP	1,318.75	0.100000000	131.88
PRODUCTION EQUIP INSTALLATION	G&A FABRICATION LLC	1,387.66	0.100000000	138.77
PRODUCTION EQUIP INSTALLATION	G&A FABRICATION LLC	2,833.14	0.100000000	283.31
PRODUCTION EQUIP INSTALLATION	G&A FABRICATION LLC	1,965.86	0.100000000	196.58
PRODUCTION EQUIP INSTALLATION	G&A FABRICATION LLC	1,965.86	0.100000000	196.58
PRODUCTION EQUIP INSTALLATION	G&A FABRICATION LLC	2,833.14	0.100000000	283.31
PRODUCTION EQUIP INSTALLATION	G&A FABRICATION LLC	3,195.82	0.100000000	319.58
PRODUCTION EQUIP INSTALLATION	G&A FABRICATION LLC	1,261.50	0.100000000	126.15
PRODUCTION EQUIP INSTALLATION	G&A FABRICATION LLC	1,261.50	0.100000000	126.15
PRODUCTION EQUIP INSTALLATION	G&A FABRICATION LLC	693.83	0.100000000	69.38
PRODUCTION EQUIP INSTALLATION	G&A FABRICATION LLC	2,370.59	0.100000000	237.06
PRODUCTION EQUIP INSTALLATION	G&A FABRICATION LLC	2,544.05	0.100000000	254.41
PRODUCTION EQUIP INSTALLATION	G&A FABRICATION LLC	2,254.95	0.100000000	225.49
SEPARATION / TREATING EQUIPMENT	VIKING INC	80,086.32	0.100000000	8,008.63
Total Equipment Beyond Wellhead Cost		264,588.21		26,458.82

## 72076000-20 SUBTOTAL

798,984.52

79,898.48

PROPERTY: 72076000 72076000-30 INLAND 26/23 B2OJ STATE COM 1H

Lease Operating Expense

LEASE & FACILITY MAINTENANCE	THE MERCHANT LIVESTOCK C	1,476.00	0.100000000	147.60
Total Lease Operating Expense Cost		1,476.00		147.60

## 72076000-30 SUBTOTAL

1,476.00

147.60

PROPERTY 72076000 TOTAL

3,151,521.12

315,152.12

## 72076000PREPAYMENTS

-315,152.12

PROPERTY: 72185000 72185000-20 CREEDENCE 21/16 W0FC ST COM 4H

Intangible Well Cost

HORIZONTAL DRILLOUT SERVICES	TRINITY OILFIELD SERVICES &	1,170.44	0.006363620	7.45
INTANGIBLE SUPPLIES	DIVINE WIRELINE SOLUTIONS	531.61	0.006363620	3.38
LOCATION / RESTORATION	R360 ENVIRONMENTAL SOLUT	262.18	0.006363620	1.67
LOCATION / RESTORATION	R360 ENVIRONMENTAL SOLUT	233.15	0.006363620	1.48
LOCATION / RESTORATION	R360 ENVIRONMENTAL SOLUT	284.85	0.006363620	1.81
LOCATION / RESTORATION	SOLARIS WATER MIDSTREAM	11.92	0.006363620	0.08
Total Intangible Well Cost Cost		2,494.15		15.87

## 72185000-20 SUBTOTAL

2,494.15

15.87

PROPERTY: 72185000 72185000-30 CREEDENCE 21/16 W0FC ST COM 4H

Lease Operating Expense

## MEWBOURNE OIL COMPANY

SIANA OIL & GAS CO, LLC  
TOM M RAGSDALE  
400 N SAM HOUSTON PKWY EAST, STE 601  
HOUSTON, TX 77060

INVOICE NO.: 202102-15249

INVOICE DATE: 2-28-2021

OWNER: 035904-1

BILLING FOR: February 2021

REFERENCE/DESCRIPTION OF CHARGES		GROSS CHARGES	WORKING INTEREST	NET CHARGE
CHEMICALS-CORROSION TREATING	T&J VALVE	40.96	0.006363620	0.26
CHEMICALS-CORROSION TREATING	IMPERATIVE CHEMICAL PART	861.76	0.006363620	5.48
CHEMICALS-WATER TREATING	EPDI	347.39	0.006363620	2.21
COMPANY SUPERVISION	MEWBOURNE OIL COMPANY	1,150.00	0.006363620	7.32
COMPANY SUPERVISION	MEWBOURNE OIL COMPANY	1,150.00	0.006363620	7.32
COMPANY SUPERVISION	MEWBOURNE OIL COMPANY	862.50	0.006363620	5.49
COMPRESSOR MAINTENANCE	TRINITY OILFIELD SERVICES &	203.97	0.006363620	1.30
COMPRESSOR MAINTENANCE	TRINITY OILFIELD SERVICES &	79.47	0.006363620	0.51
CONTRACT SUPERVISION	TURNCO ENTERPRISES LLC	481.50	0.006363620	3.06
CONTRACT SUPERVISION	TURNCO ENTERPRISES LLC	1,496.25	0.006363620	9.52
CONTRACT SUPERVISION	TURNCO ENTERPRISES LLC	1,685.25	0.006363620	10.72
CONTRACT SUPERVISION	TURNCO ENTERPRISES LLC	1,496.25	0.006363620	9.52
CONTRACT SUPERVISION	TURNCO ENTERPRISES LLC	66.25	0.006363620	0.42
CONTRACT SUPERVISION	TURNCO ENTERPRISES LLC	66.25	0.006363620	0.42
CONTRACT SUPERVISION	TURNCO ENTERPRISES LLC	1,511.25	0.006363620	9.62
CONTRACT SUPERVISION	TURNCO ENTERPRISES LLC	1,685.25	0.006363620	10.72
EMISSIONS CONTROL EQUIPMENT MAINTENANCE	K&S OILFIELD SUPPLIES LLC	11.21	0.006363620	0.07
EMISSIONS CONTROL EQUIPMENT MAINTENANCE	PRESTIGE EQUIPMENT RENTA	417.40	0.006363620	2.66
EMISSIONS CONTROL EQUIPMENT MAINTENANCE	VAPROX LLC	78.85	0.006363620	0.50
EMISSIONS CONTROL EQUIPMENT MAINTENANCE	VAPROX LLC	180.12	0.006363620	1.15
EMISSIONS CONTROL EQUIPMENT MAINTENANCE	AUTOMATED WELLHEAD COM	153.65	0.006363620	0.98
EMISSIONS CONTROL EQUIPMENT MAINTENANCE	AUTOMATED WELLHEAD COM	474.26	0.006363620	3.02
GATHERING/TREATING/DEHYDRATION	GAS WELL SERVICES INC	1,366.19	0.006363620	8.69
GATHERING/TREATING/DEHYDRATION	GAS WELL SERVICES INC	56.53	0.006363620	0.36
GATHERING/TREATING/DEHYDRATION	GAS WELL SERVICES INC	765.02	0.006363620	4.87
GATHERING/TREATING/DEHYDRATION	GAS WELL SERVICES INC	52.58	0.006363620	0.33
GATHERING/TREATING/DEHYDRATION	GAS WELL SERVICES INC	49.49	0.006363620	0.31
GATHERING/TREATING/DEHYDRATION	JET LABORATORIES INC	79.04	0.006363620	0.50
LEASE & FACILITY	MEWBOURNE OIL COMPANY	175.00	0.006363620	1.11
LEASE & FACILITY	MEWBOURNE OIL COMPANY	350.00	0.006363620	2.23
LEASE & FACILITY	MEWBOURNE OIL COMPANY	350.00	0.006363620	2.23
LEASE & FACILITY MAINTENANCE	KEYSTONE PUMP & SUPPLY LI	649.66	0.006363620	4.13
LEASE & FACILITY MAINTENANCE	KEYSTONE PUMP & SUPPLY LI	54.34	0.006363620	0.35
LEASE & FACILITY MAINTENANCE	KEYSTONE PUMP & SUPPLY LI	736.41	0.006363620	4.69
LEASE & FACILITY MAINTENANCE	KEYSTONE PUMP & SUPPLY LI	308.53	0.006363620	1.96
LEASE & FACILITY MAINTENANCE	KEYSTONE PUMP & SUPPLY LI	35.96	0.006363620	0.23
LEASE & FACILITY MAINTENANCE	KEYSTONE PUMP & SUPPLY LI	404.98	0.006363620	2.58
LEASE & FACILITY MAINTENANCE	KEYSTONE PUMP & SUPPLY LI	32.86	0.006363620	0.21
LEASE & FACILITY MAINTENANCE	KEYSTONE PUMP & SUPPLY LI	104.50	0.006363620	0.67
LEASE & FACILITY MAINTENANCE	KEYSTONE PUMP & SUPPLY LI	86.98	0.006363620	0.55
LEASE & FACILITY MAINTENANCE	KEYSTONE PUMP & SUPPLY LI	148.26	0.006363620	0.94
LEASE & FACILITY MAINTENANCE	KEYSTONE PUMP & SUPPLY LI	118.46	0.006363620	0.75

## MEWBOURNE OIL COMPANY

Page 44

SIANA OIL & GAS CO, LLC  
TOM M RAGSDALE  
400 N SAM HOUSTON PKWY EAST, STE 601  
HOUSTON, TX 77060

INVOICE NO.: 202102-15249  
INVOICE DATE: 2-28-2021  
OWNER: 035904-1  
BILLING FOR: February 2021

REFERENCE/DESCRIPTION OF CHARGES		GROSS CHARGES	WORKING INTEREST	NET CHARGE
LEASE & FACILITY MAINTENANCE	TURNCO ENTERPRISES LLC	450.00	0.006363620	2.86
LEASE & FACILITY MAINTENANCE	TURNCO ENTERPRISES LLC	200.00	0.006363620	1.27
LEASE & FACILITY MAINTENANCE	TURNCO ENTERPRISES LLC	75.00	0.006363620	0.48
LEASE & FACILITY MAINTENANCE	TURNCO ENTERPRISES LLC	150.00	0.006363620	0.95
LEASE & FACILITY MAINTENANCE	TURNCO ENTERPRISES LLC	175.00	0.006363620	1.11
LEASE & FACILITY MAINTENANCE	TURNCO ENTERPRISES LLC	300.00	0.006363620	1.91
LEASE & FACILITY MAINTENANCE	TURNCO ENTERPRISES LLC	50.00	0.006363620	0.32
LEASE & FACILITY MAINTENANCE	TURNCO ENTERPRISES LLC	50.00	0.006363620	0.32
LEASE & FACILITY MAINTENANCE	TURNCO ENTERPRISES LLC	100.00	0.006363620	0.64
LEASE & FACILITY MAINTENANCE	QATAR LLC	96.88	0.006363620	0.62
MISCELLANEOUS EQUIPMENT RENTAL	MEWBOURNE OIL COMPANY	6,200.00	0.006363620	39.45
OVERHEAD-FIXED RATE	MEWBOURNE OIL COMPANY	800.00	0.006363620	5.09
PUMPING	MEWBOURNE OIL COMPANY	850.00	0.006363620	5.41
PUMPING	MEWBOURNE OIL COMPANY	850.00	0.006363620	5.41
RENTAL SERVICES	TFH LTD CO	248.34	0.006363620	1.58
RENTAL SERVICES	KODIAK GAS SERVICES LLC	3,715.83	0.006363620	23.65
SALT WATER DISPOSAL	MEWBOURNE OIL COMPANY	67,314.96	0.006363620	428.37
SALT WATER DISPOSAL	NGL WATER SOLUTIONS PERM	27.55	0.006363620	0.18
SALT WATER DISPOSAL	NGL WATER SOLUTIONS PERM	139.87	0.006363620	0.89
SALT WATER DISPOSAL	NGL WATER SOLUTIONS PERM	68.88	0.006363620	0.44
SALT WATER DISPOSAL	QATAR LLC	468.26	0.006363620	2.98
SALT WATER DISPOSAL	RAZ OIL AND GAS	44.58	0.006363620	0.28
Total Lease Operating Expense Cost		102,799.73		654.17

Netted Owner

<b>72185000-30 SUBTOTAL</b>	<b>102,799.73</b>	<b>654.17</b>
<b>PROPERTY 72185000 TOTAL</b>	<b>105,293.88</b>	<b>670.04</b>
<b>72185000PREPAYMENTS</b>		<b>-670.04</b>

**PROPERTY: 72186000 72186000-20 CREEDENCE 21/16 W1FC ST COM 3H**

Intangible Well Cost

HORIZONTAL DRILLOUT SERVICES	TRINITY OILFIELD SERVICES &	1,170.44	0.006363620	7.45
LOCATION / RESTORATION	R360 ENVIRONMENTAL SOLUT	262.16	0.006363620	1.67
LOCATION / RESTORATION	R360 ENVIRONMENTAL SOLUT	233.16	0.006363620	1.48
LOCATION / RESTORATION	R360 ENVIRONMENTAL SOLUT	284.85	0.006363620	1.81
TRANSPORTATION	DIVINE WIRELINE SOLUTIONS	275.26	0.006363620	1.75
Total Intangible Well Cost Cost		2,225.87		14.16

72186000-20 SUBTOTAL		2,225.87	14.16	
PROPERTY: 72186000	72186000-30 CREEDENCE 21/16 W1FC ST COM 3H			
<u>Lease Operating Expense</u>				
CHEMICALS-CORROSION TREATING	T&J VALVE	40.96	0.006363620	0.26
CHEMICALS-CORROSION TREATING	IMPERATIVE CHEMICAL PART	861.80	0.006363620	5.48
CHEMICALS-WATER TREATING	EPDI	347.38	0.006363620	2.21

## MEWBOURNE OIL COMPANY

SIANA OIL & GAS CO, LLC  
TOM M RAGSDALE  
400 N SAM HOUSTON PKWY EAST, STE 601  
HOUSTON, TX 77060

INVOICE NO.: 202102-15249  
INVOICE DATE: 2-28-2021  
OWNER: 035904-1  
BILLING FOR: February 2021

REFERENCE/DESCRIPTION OF CHARGES		GROSS CHARGES	WORKING INTEREST	NET CHARGE
COMPANY SUPERVISION	MEWBOURNE OIL COMPANY	1,150.00	0.006363620	7.32
COMPANY SUPERVISION	MEWBOURNE OIL COMPANY	1,150.00	0.006363620	7.32
COMPANY SUPERVISION	MEWBOURNE OIL COMPANY	575.00	0.006363620	3.66
COMPRESSOR MAINTENANCE	TRINITY OILFIELD SERVICES &	203.97	0.006363620	1.30
COMPRESSOR MAINTENANCE	TRINITY OILFIELD SERVICES &	79.46	0.006363620	0.51
CONTRACT SUPERVISION	TURNCO ENTERPRISES LLC	481.50	0.006363620	3.06
CONTRACT SUPERVISION	TURNCO ENTERPRISES LLC	1,496.25	0.006363620	9.52
CONTRACT SUPERVISION	TURNCO ENTERPRISES LLC	1,685.25	0.006363620	10.72
CONTRACT SUPERVISION	TURNCO ENTERPRISES LLC	1,496.25	0.006363620	9.52
CONTRACT SUPERVISION	TURNCO ENTERPRISES LLC	66.25	0.006363620	0.42
CONTRACT SUPERVISION	TURNCO ENTERPRISES LLC	66.25	0.006363620	0.42
CONTRACT SUPERVISION	TURNCO ENTERPRISES LLC	1,511.25	0.006363620	9.62
CONTRACT SUPERVISION	TURNCO ENTERPRISES LLC	1,685.25	0.006363620	10.72
EMISSIONS CONTROL EQUIPMENT MAINTENANCE	K&S OILFIELD SUPPLIES LLC	11.19	0.006363620	0.07
EMISSIONS CONTROL EQUIPMENT MAINTENANCE	PRESTIGE EQUIPMENT RENTA	417.31	0.006363620	2.66
EMISSIONS CONTROL EQUIPMENT MAINTENANCE	VAPROX LLC	78.84	0.006363620	0.50
EMISSIONS CONTROL EQUIPMENT MAINTENANCE	VAPROX LLC	180.11	0.006363620	1.15
EMISSIONS CONTROL EQUIPMENT MAINTENANCE	AUTOMATED WELLHEAD COM	153.63	0.006363620	0.98
EMISSIONS CONTROL EQUIPMENT MAINTENANCE	AUTOMATED WELLHEAD COM	474.14	0.006363620	3.02
GATHERING/TREATING/DEHYDRATION	GAS WELL SERVICES INC	1,366.00	0.006363620	8.69
GATHERING/TREATING/DEHYDRATION	GAS WELL SERVICES INC	56.53	0.006363620	0.36
GATHERING/TREATING/DEHYDRATION	GAS WELL SERVICES INC	764.87	0.006363620	4.87
GATHERING/TREATING/DEHYDRATION	GAS WELL SERVICES INC	52.60	0.006363620	0.33
GATHERING/TREATING/DEHYDRATION	GAS WELL SERVICES INC	49.52	0.006363620	0.31
GATHERING/TREATING/DEHYDRATION	JET LABORATORIES INC	39.52	0.006363620	0.25
LEASE & FACILITY	MEWBOURNE OIL COMPANY	175.00	0.006363620	1.11
LEASE & FACILITY	MEWBOURNE OIL COMPANY	350.00	0.006363620	2.23
LEASE & FACILITY	MEWBOURNE OIL COMPANY	175.00	0.006363620	1.11
LEASE & FACILITY MAINTENANCE	KEYSTONE PUMP & SUPPLY LI	649.64	0.006363620	4.13
LEASE & FACILITY MAINTENANCE	KEYSTONE PUMP & SUPPLY LI	54.35	0.006363620	0.35
LEASE & FACILITY MAINTENANCE	KEYSTONE PUMP & SUPPLY LI	736.43	0.006363620	4.69
LEASE & FACILITY MAINTENANCE	KEYSTONE PUMP & SUPPLY LI	308.55	0.006363620	1.96
LEASE & FACILITY MAINTENANCE	KEYSTONE PUMP & SUPPLY LI	35.97	0.006363620	0.23
LEASE & FACILITY MAINTENANCE	KEYSTONE PUMP & SUPPLY LI	405.00	0.006363620	2.58
LEASE & FACILITY MAINTENANCE	KEYSTONE PUMP & SUPPLY LI	32.87	0.006363620	0.21
LEASE & FACILITY MAINTENANCE	KEYSTONE PUMP & SUPPLY LI	104.51	0.006363620	0.67
LEASE & FACILITY MAINTENANCE	KEYSTONE PUMP & SUPPLY LI	86.98	0.006363620	0.55
LEASE & FACILITY MAINTENANCE	KEYSTONE PUMP & SUPPLY LI	148.27	0.006363620	0.94
LEASE & FACILITY MAINTENANCE	KEYSTONE PUMP & SUPPLY LI	118.47	0.006363620	0.75
LEASE & FACILITY MAINTENANCE	TURNCO ENTERPRISES LLC	450.00	0.006363620	2.86
LEASE & FACILITY MAINTENANCE	TURNCO ENTERPRISES LLC	200.00	0.006363620	1.27
LEASE & FACILITY MAINTENANCE	TURNCO ENTERPRISES LLC	75.00	0.006363620	0.48

## MEWBOURNE OIL COMPANY

SIANA OIL & GAS CO, LLC  
TOM M RAGSDALE  
400 N SAM HOUSTON PKWY EAST, STE 601  
HOUSTON, TX 77060

INVOICE NO.: 202102-15249  
INVOICE DATE: 2-28-2021  
OWNER: 035904-1  
BILLING FOR: February 2021

REFERENCE/DESCRIPTION OF CHARGES		GROSS CHARGES	WORKING INTEREST	NET CHARGE
LEASE & FACILITY MAINTENANCE	TURNCO ENTERPRISES LLC	150.00	0.006363620	0.95
LEASE & FACILITY MAINTENANCE	TURNCO ENTERPRISES LLC	175.00	0.006363620	1.11
LEASE & FACILITY MAINTENANCE	TURNCO ENTERPRISES LLC	300.00	0.006363620	1.91
LEASE & FACILITY MAINTENANCE	TURNCO ENTERPRISES LLC	50.00	0.006363620	0.32
LEASE & FACILITY MAINTENANCE	TURNCO ENTERPRISES LLC	50.00	0.006363620	0.32
LEASE & FACILITY MAINTENANCE	TURNCO ENTERPRISES LLC	100.00	0.006363620	0.64
LEASE & FACILITY MAINTENANCE	QATAR LLC	96.88	0.006363620	0.62
MISCELLANEOUS EQUIPMENT RENTAL	MEWBOURNE OIL COMPANY	6,200.00	0.006363620	39.45
OVERHEAD-FIXED RATE	MEWBOURNE OIL COMPANY	800.00	0.006363620	5.09
PUMPING	MEWBOURNE OIL COMPANY	850.00	0.006363620	5.41
PUMPING	MEWBOURNE OIL COMPANY	850.00	0.006363620	5.41
RENTAL SERVICES	TFH LTD CO	248.34	0.006363620	1.58
RENTAL SERVICES	KODIAK GAS SERVICES LLC	3,715.82	0.006363620	23.65
SALT WATER DISPOSAL	MEWBOURNE OIL COMPANY	69,944.49	0.006363620	445.10
SALT WATER DISPOSAL	NGL WATER SOLUTIONS PERM	27.55	0.006363620	0.18
SALT WATER DISPOSAL	NGL WATER SOLUTIONS PERM	139.85	0.006363620	0.89
SALT WATER DISPOSAL	NGL WATER SOLUTIONS PERM	68.87	0.006363620	0.44
SALT WATER DISPOSAL	QATAR LLC	468.26	0.006363620	2.98
SALT WATER DISPOSAL	RAZ OIL AND GAS	44.57	0.006363620	0.28
Total Lease Operating Expense Cost		104,926.75		667.70

Netted Owner

72186000-30 SUBTOTAL	104,926.75	667.70
PROPERTY 72186000 TOTAL	107,152.62	681.86
72186000PREPAYMENTS		-681.86

PROPERTY: 72310000 72310000-20 IBEX 15/10 B1PA FED COM 2H

Intangible Well Cost

COMPANY SUPERVISION	MEWBOURNE OIL COMPANY	1,150.00	0.000539020	0.62
HORIZONTAL DRILLOUT SERVICES	THRU TUBING SOLUTIONS INC	32,261.92	0.000539020	17.39
HORIZONTAL DRILLOUT SERVICES	QES PRESSURE CONTROL LLC	49,829.25	0.000539020	26.86
HORIZONTAL DRILLOUT SERVICES	GUNS UP SERVICES	60,263.83	0.000539020	32.48
HORIZONTAL DRILLOUT SERVICES	DIVINE WIRELINE SOLUTIONS	4,708.30	0.000539020	2.54
LOCATION / RESTORATION	DUKE OILFIELD SERVICES LLC	137.15	0.000539020	0.07
LOCATION / RESTORATION	DUKE OILFIELD SERVICES LLC	211.00	0.000539020	0.11
LOCATION / RESTORATION	R360 ENVIRONMENTAL SOLUT	116.05	0.000539020	0.06
LOCATION / RESTORATION	R360 ENVIRONMENTAL SOLUT	221.54	0.000539020	0.12
LOCATION / RESTORATION	R360 ENVIRONMENTAL SOLUT	221.54	0.000539020	0.12
LOGGING & WIRELINE SERVICES	HALLIBURTON ENERGY SERV	24,711.63	0.000539020	13.32
STIMULATION	BUTCH'S RAT HOLE & ANCHOR	65,200.00	0.000539020	35.14
STIMULATION RENTALS & OTHER	GAS WELL SERVICES INC	517.34	0.000539020	0.28
STIMULATION RENTALS & OTHER	GAS WELL SERVICES INC	517.34	0.000539020	0.28
STIMULATION RENTALS & OTHER	WELL FOAM INC	4,181.71	0.000539020	2.25
STIMULATION RENTALS & OTHER	SWABCO INC	1,740.77	0.000539020	0.94



## MEWBOURNE OIL COMPANY

SIANA OIL & GAS CO, LLC  
TOM M RAGSDALE  
400 N SAM HOUSTON PKWY EAST, STE 601  
HOUSTON, TX 77060

INVOICE NO.: 202102-15249  
INVOICE DATE: 2-28-2021  
OWNER: 035904-1  
BILLING FOR: February 2021

REFERENCE/DESCRIPTION OF CHARGES		GROSS CHARGES	WORKING INTEREST	NET CHARGE
STIMULATION RENTALS & OTHER	GUNS UP SERVICES	26,206.00	0.000539020	14.13
STIMULATION TOE PREPARATION	GARNER PUMP & SUPPLY INC	452.81	0.000539020	0.25
Total Intangible Well Cost Cost		272,648.18		146.96
<u>Tangible Well Cost</u>				
TUBING HEAD & UPPER SECTION	DIVINE WIRELINE SOLUTIONS	11,107.86	0.000539020	5.99
Total Tangible Well Cost Cost		11,107.86		5.99
<u>Equipment Beyond Wellhead</u>				
AUTOMATION METERING EQUIPMENT	TANKLOGIX LLC	46,313.90	0.000539020	24.96
AUTOMATION METERING EQUIPMENT	TANKLOGIX LLC	184.18	0.000539020	0.10
ELECTRICAL INSTALLATIONS	INGRAM PROFESSIONAL SERV	6,755.10	0.000539020	3.64
PIPE LINE CONSTRUCTION	LEGACY SAFETY AND CONSUM	567.42	0.000539020	0.31
PIPE LINE CONSTRUCTION	LEGACY SAFETY AND CONSUM	563.75	0.000539020	0.30
PIPE LINE CONSTRUCTION	LEGACY SAFETY AND CONSUM	3,165.00	0.000539020	1.71
PIPE LINE CONSTRUCTION	LEGACY SAFETY AND CONSUM	600.93	0.000539020	0.32
PIPE LINE CONSTRUCTION	LEGACY SAFETY AND CONSUM	566.19	0.000539020	0.31
PIPE LINE CONSTRUCTION	LEGACY SAFETY AND CONSUM	883.22	0.000539020	0.48
PIPE LINE CONSTRUCTION	LEGACY SAFETY AND CONSUM	3,165.00	0.000539020	1.71
PIPE LINE CONSTRUCTION	LEGACY SAFETY AND CONSUM	2,637.50	0.000539020	1.42
SERVICE PUMPS	MEWBOURNE OIL COMPANY	48,397.68	0.000539020	26.10
Total Equipment Beyond Wellhead Cost		113,799.87		61.36

72310000-20 SUBTOTAL

397,555.91

214.31

PROPERTY: 72310000 72310000-30 IBEX 15/10 B1PA FED COM 2H

Lease Operating Expense

COMPANY SUPERVISION	MEWBOURNE OIL COMPANY	1,150.00	0.000539020	0.62
COMPANY SUPERVISION	MEWBOURNE OIL COMPANY	2,875.00	0.000539020	1.55
COMPANY SUPERVISION	MEWBOURNE OIL COMPANY	575.00	0.000539020	0.31
COMPANY SUPERVISION	MEWBOURNE OIL COMPANY	1,150.00	0.000539020	0.62
COMPANY SUPERVISION	MEWBOURNE OIL COMPANY	1,150.00	0.000539020	0.62
COMPANY SUPERVISION	MEWBOURNE OIL COMPANY	1,150.00	0.000539020	0.62
EMISSIONS CONTROL EQUIPMENT MAINTENANCE	VAPROX LLC	271.79	0.000539020	0.15
EMISSIONS CONTROL EQUIPMENT MAINTENANCE	AUTOMATED WELLHEAD COM	924.85	0.000539020	0.50
EMISSIONS CONTROL EQUIPMENT MAINTENANCE	AUTOMATED WELLHEAD COM	184.62	0.000539020	0.10
EMISSIONS CONTROL EQUIPMENT MAINTENANCE	AUTOMATED WELLHEAD COM	655.52	0.000539020	0.35
EMISSIONS CONTROL EQUIPMENT MAINTENANCE	AUTOMATED WELLHEAD COM	186.73	0.000539020	0.10
EMISSIONS CONTROL EQUIPMENT MAINTENANCE	AUTOMATED WELLHEAD COM	229.99	0.000539020	0.12
EMISSIONS CONTROL EQUIPMENT MAINTENANCE	AUTOMATED WELLHEAD COM	313.17	0.000539020	0.17
EMISSIONS CONTROL EQUIPMENT MAINTENANCE	AUTOMATED WELLHEAD COM	220.49	0.000539020	0.12
EMISSIONS CONTROL EQUIPMENT MAINTENANCE	AUTOMATED WELLHEAD COM	204.14	0.000539020	0.11
EMISSIONS CONTROL EQUIPMENT MAINTENANCE	AUTOMATED WELLHEAD COM	305.95	0.000539020	0.16
EMISSIONS CONTROL EQUIPMENT MAINTENANCE	AUTOMATED WELLHEAD COM	345.51	0.000539020	0.19
EMISSIONS CONTROL EQUIPMENT MAINTENANCE	AUTOMATED WELLHEAD COM	323.88	0.000539020	0.17

## MEWBOURNE OIL COMPANY

Page 48

SIANA OIL & GAS CO, LLC  
TOM M RAGSDALE  
400 N SAM HOUSTON PKWY EAST, STE 601  
HOUSTON, TX 77060

INVOICE NO.: 202102-15249  
INVOICE DATE: 2-28-2021  
OWNER: 035904-1  
BILLING FOR: February 2021

REFERENCE/DESCRIPTION OF CHARGES		GROSS CHARGES	WORKING INTEREST	NET CHARGE
EMISSIONS CONTROL EQUIPMENT MAINTENANCE	AUTOMATED WELLHEAD COM	1,361.64	0.000539020	0.73
FUEL/ POWER / ELECTRICAL	XCEL ENERGY	452.59	0.000539020	0.25
GATHERING/TREATING/DEHYDRATION	JET LABORATORIES INC	39.52	0.000539020	0.02
LEASE & FACILITY	MEWBOURNE OIL COMPANY	700.00	0.000539020	0.38
LEASE & FACILITY	MEWBOURNE OIL COMPANY	581.00	0.000539020	0.31
LEASE & FACILITY	MEWBOURNE OIL COMPANY	175.00	0.000539020	0.09
LEASE & FACILITY MAINTENANCE	GARNER PUMP & SUPPLY INC	0.76	0.000539020	0.00
LEASE & FACILITY MAINTENANCE	KEYSTONE PUMP & SUPPLY LI	242.30	0.000539020	0.13
LEASE & FACILITY MAINTENANCE	TURNCO ENTERPRISES LLC	13.14	0.000539020	0.01
LEASE & FACILITY MAINTENANCE	TURNCO ENTERPRISES LLC	24.14	0.000539020	0.01
LEASE & FACILITY MAINTENANCE	TURNCO ENTERPRISES LLC	212.50	0.000539020	0.11
LEASE & FACILITY MAINTENANCE	TURNCO ENTERPRISES LLC	200.00	0.000539020	0.11
LEASE & FACILITY MAINTENANCE	TURNCO ENTERPRISES LLC	200.00	0.000539020	0.11
LEASE & FACILITY MAINTENANCE	TURNCO ENTERPRISES LLC	265.00	0.000539020	0.14
LEASE & FACILITY MAINTENANCE	TURNCO ENTERPRISES LLC	32.81	0.000539020	0.02
LEASE & FACILITY MAINTENANCE	TURNCO ENTERPRISES LLC	42.85	0.000539020	0.02
LEASE & FACILITY MAINTENANCE	TURNCO ENTERPRISES LLC	118.28	0.000539020	0.06
LEASE & FACILITY MAINTENANCE	TURNCO ENTERPRISES LLC	78.85	0.000539020	0.04
LEASE & FACILITY MAINTENANCE	INGRAM PROFESSIONAL SERV	2,109.08	0.000539020	1.14
LEASE & FACILITY MAINTENANCE	H-M TRUCKING LLC	443.44	0.000539020	0.24
LEASE & FACILITY MAINTENANCE	LIMESTONE BASIN PROPERTIE	8,596.45	0.000539020	4.63
MISCELLANEOUS EQUIPMENT RENTAL	MEWBOURNE OIL COMPANY	243.04	0.000539020	0.13
OVERHEAD-FIXED RATE	MEWBOURNE OIL COMPANY	881.16	0.000539020	0.47
PRIME MOVER / PUMP MAINTENANCE	HR COMPRESSION & SERVICE	846.57	0.000539020	0.46
PUMPING	MEWBOURNE OIL COMPANY	850.00	0.000539020	0.46
PUMPING	MEWBOURNE OIL COMPANY	850.00	0.000539020	0.46
SALT WATER DISPOSAL	TRINITY OILFIELD SERVICES &	6,920.80	0.000539020	3.73
SALT WATER DISPOSAL	TRINITY OILFIELD SERVICES &	3,979.46	0.000539020	2.14
SALT WATER DISPOSAL	TRINITY OILFIELD SERVICES &	9,135.28	0.000539020	4.92
SALT WATER DISPOSAL	TRINITY OILFIELD SERVICES &	9,479.64	0.000539020	5.11
SALT WATER DISPOSAL	OWL SWD OPERATING LLC	38,987.99	0.000539020	21.02
SALT WATER DISPOSAL	NGL WATER SOLUTIONS PERM	205.72	0.000539020	0.11
SALT WATER DISPOSAL	NGL WATER SOLUTIONS PERM	1,512.08	0.000539020	0.82
SALT WATER DISPOSAL	LIMESTONE BASIN PROPERTIE	2,566.35	0.000539020	1.38
SALT WATER DISPOSAL	RAZ OIL AND GAS	846.90	0.000539020	0.46
SALT WATER DISPOSAL	NORTHERN DELAWARE BASIN	221.55	0.000539020	0.12
Total Lease Operating Expense Cost		105,632.53		56.92

72310000-30 SUBTOTAL

105,632.53

56.92

PROPERTY 72310000 TOTAL

503,188.44

271.23

PROPERTY: 72580000 72580000-9,230 OXY BYPASS 16 STATE 1

Lease Operating Expense

## MEWBOURNE OIL COMPANY

SIANA OIL & GAS CO, LLC  
TOM M RAGSDALE  
400 N SAM HOUSTON PKWY EAST, STE 601  
HOUSTON, TX 77060

**INVOICE NO.:** 202102-15249  
**INVOICE DATE:** 2-28-2021  
**OWNER:** 035904-1  
**BILLING FOR:** February 2021

REFERENCE/DESCRIPTION OF CHARGES		GROSS CHARGES	WORKING INTEREST	NET CHARGE
ADVALOREM TAXES	TAXATION & REVENUE DEPAI	0.39	0.126000000	0.05
LEASE & FACILITY MAINTENANCE	STATE OF NEW MEXICO	150.00	0.126000000	18.90
LEASE & FACILITY MAINTENANCE	PCS FERGUSON INC	30.58	0.126000000	3.85
Total Lease Operating Expense Cost		180.97		22.80
<b>72580000-9,230 SUBTOTAL</b>		<b>180.97</b>	<b>22.80</b>	
<b>PROPERTY 72580000 TOTAL</b>		<b>180.97</b>	<b>22.80</b>	

Netted Owner

**MEWBOURNE OIL COMPANY**

MEWBOURNE OIL COMPANY  
P O BOX 7698  
TYLER, TX 75711-7698

SIANA OIL & GAS CO, LLC  
TOM M RAGSDALE  
400 N SAM HOUSTON PKWY EAST, STE 601  
HOUSTON, TX 77060

**INVOICE NO.:** 202103-16514  
**INVOICE DATE:** 3-31-2021  
**OWNER:** 035904-1  
**BILLING FOR:** March 2021

**BALANCE FORWARD**

23,129.34

CURRENT PERIOD ADJUSTMENT	AMOUNT
NETTING FROM REVENUE	
INVOICE #: 202102-15249 INVOICE DATE: 03/11/2021	-23,129.34
<b>TOTAL CURRENT PERIOD ADJUSTMENT</b>	<b>-23,129.34</b>

CURRENT CHARGES	GROSS	INTEREST	NET
62390000 - PRONGHORN 15 B3BO FED COM 1H TIER : 2 0	3,640.66	0.0683747500	248.93
62390000 - PRONGHORN 15 B3BO FED COM 1H TIER : 3 0	27,466.93	0.0683747500	1,878.06
62391000 - PRONGHORN 15 B3CN FED COM 1H TIER : 2 0	1,200.00	0.0683747500	82.05
62391000 - PRONGHORN 15 B3CN FED COM 1H TIER : 3 0	19,955.29	0.0683747500	1,364.44
62392000 - PRONGHORN 15 B3DM FED COM 1H TIER : 2 0	1,200.00	0.0683747500	82.05
62392000 - PRONGHORN 15 B3DM FED COM 1H TIER : 3 0	18,334.12	0.0683747500	1,253.64
62774000 - IBEX 10 B3MD FED COM 1H TIER : 2 0	1,200.00	0.0527536400	63.31
62774000 - IBEX 10 B3MD FED COM 1H TIER : 3 0	17,290.91	0.0527536400	912.13
62775000 - IBEX 10 B3NC FED COM 1H TIER : 2 0	1,200.00	0.0527536400	63.31
62775000 - IBEX 10 B3NC FED COM 1H TIER : 3 0	15,892.01	0.0527536400	838.32
62776000 - IBEX 10 B3OB FED COM 1H TIER : 2 0	3,640.69	0.0322507100	117.42
62776000 - IBEX 10 B3OB FED COM 1H TIER : 3 0	26,384.15	0.0322507100	850.89
62906000 - GAZELLE 22 B2MD FED COM 2H TIER : 2 0	1,200.01	0.1969919400	236.39
62906000 - GAZELLE 22 B2MD FED COM 2H TIER : 3 0	18,083.48	0.1969919400	3,562.42
62915000 - CREEDENCE 21/16 W0ED ST COM 2H TIER : 3 0	43,408.81	0.0063636200	276.24
62916000 - CREEDENCE 21/16 W1ED ST COM 1H TIER : 2 0	87,518.30	0.0063636200	556.93
62916000 - CREEDENCE 21/16 W1ED ST COM 1H TIER : 3 0	71,437.37	0.0063636200	454.60
62948000 - INLAND 26/23 B2PI STATE COM 1H TIER : 1 0	25,038.16	0.1000000000	2,503.81
62948000 - INLAND 26/23 B2PI STATE COM 1H TIER : 2 0	1,966,477.25	0.1000000000	196,647.72
62948000 - INLAND 26/23 B2PI STATE COM 1H TIER : 3 0	15,514.22	0.1000000000	1,551.43
62958000 - GAZELLE 22 B3MD FED COM 1H TIER : 2 0	1,200.00	0.1969919400	236.39
62958000 - GAZELLE 22 B3MD FED COM 1H TIER : 3 0	15,268.54	0.1969919400	3,007.89
72076000 - INLAND 26/23 B2OJ STATE COM 1H TIER : 1 0	61,488.62	0.1000000000	6,148.87
72076000 - INLAND 26/23 B2OJ STATE COM 1H TIER : 2 0	1,833,216.38	0.1000000000	183,321.60
72076000 - INLAND 26/23 B2OJ STATE COM 1H TIER : 3 0	15,117.66	0.1000000000	1,511.77
72185000 - CREEDENCE 21/16 W0FC ST COM 4H TIER : 2 0	240,593.58	0.0063636200	1,531.04
72185000 - CREEDENCE 21/16 W0FC ST COM 4H TIER : 3 0	82,440.77	0.0063636200	524.62
72186000 - CREEDENCE 21/16 W1FC ST COM 3H TIER : 2 0	12,121.40	0.0063636200	77.13
72186000 - CREEDENCE 21/16 W1FC ST COM 3H TIER : 3 0	80,038.25	0.0063636200	509.33
72310000 - IBEX 15/10 B1PA FED COM 2H TIER : 1 0	1,567.50	0.0005390200	0.84
72310000 - IBEX 15/10 B1PA FED COM 2H TIER : 2 0	55,600.04	0.0005390200	29.96
72310000 - IBEX 15/10 B1PA FED COM 2H TIER : 3 0	214,558.80	0.0005390200	115.63
<b>TOTAL CURRENT CHARGES</b>	<b>4,979,293.90</b>		<b>410,559.16</b>

**APPLIED ADVANCES**

62948000 - INLAND 26/23 B2PI STATE COM 1H	-200,702.96
72076000 - INLAND 26/23 B2OJ STATE COM 1H	-190,982.24
72185000 - CREEDENCE 21/16 W0FC ST COM 4H	-2,055.66
72186000 - CREEDENCE 21/16 W1FC ST COM 3H	-586.46
<b>APPLIED ADVANCES TOTAL</b>	<b>-394,327.32</b>

## MEWBOURNE OIL COMPANY

SIANA OIL & GAS CO, LLC  
TOM M RAGSDALE  
400 N SAM HOUSTON PKWY EAST, STE 601  
HOUSTON, TX 77060

**INVOICE NO.:** 202103-16514  
**INVOICE DATE:** 3-31-2021  
**OWNER:** 035904-1  
**BILLING FOR:** March 2021

**INVOICE TOTAL**

**16,231.84**

**OUTSTANDING BALANCE**

**16,231.84**

PLEASE INDICATE INVOICE# 202103-16514  
AND ACCOUNT# 035904-1  
ON REMITTANCE  
PAYMENT DUE 15 DAYS AFTER RECEIPT OF INVOICE PAYABLE IN US DOLLARS

FOR INQUIRIES, PLEASE CONTACT (903) 561-2900

Netted Owner



## MEWBOURNE OIL COMPANY

SIANA OIL & GAS CO, LLC  
TOM M RAGSDALE  
400 N SAM HOUSTON PKWY EAST, STE 601  
HOUSTON, TX 77060

INVOICE NO.: 202103-16514  
INVOICE DATE: 3-31-2021  
OWNER: 035904-1  
BILLING FOR: March 2021

REFERENCE/DESCRIPTION OF CHARGES	GROSS CHARGES	WORKING INTEREST	NET CHARGE
<b>PROPERTY: 62390000 62390000-20 PRONGHORN 15 B3BO FED COM 1H</b>			
<u>Intangible Well Cost</u>			
LOGGING & WIRELINE SERVICES SHILOH MACHINE LLC	2,440.66	0.068374750	166.88
Total Intangible Well Cost Cost	2,440.66		166.88
<u>Equipment Beyond Wellhead</u>			
AUTOMATION METERING EQUIPMENT TANKLOGIX LLC	1,200.00	0.068374750	82.05
Total Equipment Beyond Wellhead Cost	1,200.00		82.05
<b>62390000-20 SUBTOTAL</b>	<b>3,640.66</b>	<b>248.93</b>	
<b>PROPERTY: 62390000 62390000-30 PRONGHORN 15 B3BO FED COM 1H</b>			
<u>Lease Operating Expense</u>			
AUTOMATION MAINTENANCE AMERICAN MILLENNIUM COR	39.50	0.068374750	2.70
AUTOMATION MAINTENANCE TANKLOGIX LLC	126.21	0.068374750	8.63
AUTOMATION MAINTENANCE TANKLOGIX LLC	130.75	0.068374750	8.94
AUTOMATION MAINTENANCE TANKLOGIX LLC	130.75	0.068374750	8.94
AUTOMATION MAINTENANCE TANKLOGIX LLC	9.78	0.068374750	0.67
AUTOMATION MAINTENANCE TANKLOGIX LLC	13.14	0.068374750	0.90
AUTOMATION MAINTENANCE TANKLOGIX LLC	6.03	0.068374750	0.41
AUTOMATION MAINTENANCE TANKLOGIX LLC	1,075.59	0.068374750	73.55
CHEMICALS-WATER TREATING CATALYST OILFIELD SERVICE	448.38	0.068374750	30.66
CHEMICALS-WATER TREATING EPDI	1,413.26	0.068374750	96.63
CHEMICALS-WATER TREATING EPDI	298.95	0.068374750	20.44
EMISSIONS CONTROL EQUIPMENT MAINTENANCE G&A FABRICATION LLC	183.87	0.068374750	12.57
EMISSIONS CONTROL EQUIPMENT MAINTENANCE G&A FABRICATION LLC	152.36	0.068374750	10.42
FUEL/ POWER / ELECTRICAL XCEL ENERGY	1,070.60	0.068374750	73.20
FUEL/ POWER / ELECTRICAL PILOT THOMAS LOGISTICS LLC	22.15	0.068374750	1.52
FUEL/ POWER / ELECTRICAL PILOT THOMAS LOGISTICS LLC	187.95	0.068374750	12.85
FUEL/ POWER / ELECTRICAL PILOT THOMAS LOGISTICS LLC	65.54	0.068374750	4.48
GATHERING/TREATING/DEHYDRATION NGL WATER SOLUTIONS PERM	3,920.00	0.068374750	268.03
LEASE & FACILITY MEWBOURNE OIL COMPANY	362.50	0.068374750	24.79
LEASE & FACILITY MAINTENANCE GARNER PUMP & SUPPLY INC	18.71	0.068374750	1.28
LEASE & FACILITY MAINTENANCE GARNER PUMP & SUPPLY INC	32.05	0.068374750	2.19
LEASE & FACILITY MAINTENANCE GARNER PUMP & SUPPLY INC	262.85	0.068374750	17.97
LEASE & FACILITY MAINTENANCE GARNER PUMP & SUPPLY INC	11.13	0.068374750	0.76
LEASE & FACILITY MAINTENANCE GARNER PUMP & SUPPLY INC	43.25	0.068374750	2.96
LEASE & FACILITY MAINTENANCE GARNER PUMP & SUPPLY INC	2.34	0.068374750	0.16
LEASE & FACILITY MAINTENANCE GARNER PUMP & SUPPLY INC	16.16	0.068374750	1.11
LEASE & FACILITY MAINTENANCE K&S OILFIELD SUPPLIES LLC	22.07	0.068374750	1.51
LEASE & FACILITY MAINTENANCE MPS ENTERPRISES INC	733.25	0.068374750	50.14
LEASE & FACILITY MAINTENANCE MPS ENTERPRISES INC	81.00	0.068374750	5.54
LEASE & FACILITY MAINTENANCE MPS ENTERPRISES INC	39.28	0.068374750	2.69
LEASE & FACILITY MAINTENANCE MPS ENTERPRISES INC	11.44	0.068374750	0.78

## MEWBOURNE OIL COMPANY

SIANA OIL & GAS CO, LLC  
TOM M RAGSDALE  
400 N SAM HOUSTON PKWY EAST, STE 601  
HOUSTON, TX 77060

INVOICE NO.: 202103-16514  
INVOICE DATE: 3-31-2021  
OWNER: 035904-1  
BILLING FOR: March 2021

REFERENCE/DESCRIPTION OF CHARGES		GROSS CHARGES	WORKING INTEREST	NET CHARGE
LEASE & FACILITY MAINTENANCE	MPS ENTERPRISES INC	88.65	0.068374750	6.06
LEASE & FACILITY MAINTENANCE	HR COMPRESSION & SERVICE	998.84	0.068374750	68.30
LEASE & FACILITY MAINTENANCE	TURNCO ENTERPRISES LLC	17.86	0.068374750	1.22
LEASE & FACILITY MAINTENANCE	TURNCO ENTERPRISES LLC	17.86	0.068374750	1.22
LEASE & FACILITY MAINTENANCE	TURNCO ENTERPRISES LLC	21.43	0.068374750	1.47
LEASE & FACILITY MAINTENANCE	TURNCO ENTERPRISES LLC	250.00	0.068374750	17.09
LEASE & FACILITY MAINTENANCE	TURNCO ENTERPRISES LLC	10.71	0.068374750	0.73
LEASE & FACILITY MAINTENANCE	TURNCO ENTERPRISES LLC	46.00	0.068374750	3.14
LEASE & FACILITY MAINTENANCE	TURNCO ENTERPRISES LLC	90.00	0.068374750	6.15
LEASE & FACILITY MAINTENANCE	TURNCO ENTERPRISES LLC	119.60	0.068374750	8.18
LEASE & FACILITY MAINTENANCE	EP&S LLC	14.16	0.068374750	0.97
LEASE & FACILITY MAINTENANCE	CATALYST OILFIELD SERVICE	1,352.30	0.068374750	92.46
MISCELLANEOUS EQUIPMENT RENTAL	MEWBOURNE OIL COMPANY	219.52	0.068374750	15.01
OVERHEAD-FIXED RATE	MEWBOURNE OIL COMPANY	856.29	0.068374750	58.55
PRIME MOVER / PUMP MAINTENANCE	ODESSA PUMPS & EQUIPMENT	797.54	0.068374750	54.53
PRIME MOVER / PUMP MAINTENANCE	HR COMPRESSION & SERVICE	67.17	0.068374750	4.59
PRIME MOVER / PUMP MAINTENANCE	HR COMPRESSION & SERVICE	774.55	0.068374750	52.96
PRIME MOVER / PUMP MAINTENANCE	HR COMPRESSION & SERVICE	22.80	0.068374750	1.56
PRIME MOVER / PUMP MAINTENANCE	WILDCAT PUMP & ENGINE REI	278.73	0.068374750	19.06
PUMPING	MEWBOURNE OIL COMPANY	850.00	0.068374750	58.12
PUMPING	MEWBOURNE OIL COMPANY	425.00	0.068374750	29.06
RENTAL SERVICES	TOTAL OPERATIONS & PRODU	4,238.33	0.068374750	289.79
RENTAL SERVICES	TOTAL OPERATIONS & PRODU	4,768.12	0.068374750	326.02
SALT WATER DISPOSAL	LIMESTONE BASIN PROPERTIE	210.63	0.068374750	14.40
Total Lease Operating Expense Cost		27,466.93		1,878.06
<b>62390000-30 SUBTOTAL</b>		<b>27,466.93</b>		<b>1,878.06</b>
<b>PROPERTY 62390000 TOTAL</b>		<b>31,107.59</b>		<b>2,126.99</b>
<b>PROPERTY: 62391000 62391000-20 PRONGHORN 15 B3CN FED COM 1H</b>				
<u>Equipment Beyond Wellhead</u>				
AUTOMATION METERING EQUIPMENT	TANKLOGIX LLC	1,200.00	0.068374750	82.05
Total Equipment Beyond Wellhead Cost		1,200.00		82.05
<b>62391000-20 SUBTOTAL</b>		<b>1,200.00</b>		<b>82.05</b>
<b>PROPERTY: 62391000 62391000-30 PRONGHORN 15 B3CN FED COM 1H</b>				
<u>Lease Operating Expense</u>				
AUTOMATION MAINTENANCE	TANKLOGIX LLC	126.22	0.068374750	8.63
AUTOMATION MAINTENANCE	TANKLOGIX LLC	130.76	0.068374750	8.95
AUTOMATION MAINTENANCE	TANKLOGIX LLC	130.76	0.068374750	8.95
AUTOMATION MAINTENANCE	TANKLOGIX LLC	9.79	0.068374750	0.67
AUTOMATION MAINTENANCE	TANKLOGIX LLC	13.14	0.068374750	0.89
AUTOMATION MAINTENANCE	TANKLOGIX LLC	6.03	0.068374750	0.41

## MEWBOURNE OIL COMPANY

SIANA OIL & GAS CO, LLC  
TOM M RAGSDALE  
400 N SAM HOUSTON PKWY EAST, STE 601  
HOUSTON, TX 77060

INVOICE NO.: 202103-16514  
INVOICE DATE: 3-31-2021  
OWNER: 035904-1  
BILLING FOR: March 2021

REFERENCE/DESCRIPTION OF CHARGES		GROSS CHARGES	WORKING INTEREST	NET CHARGE
CHEMICALS-WATER TREATING	CATALYST OILFIELD SERVICE	448.38	0.068374750	30.66
CHEMICALS-WATER TREATING	CATALYST OILFIELD SERVICE	448.38	0.068374750	30.66
CHEMICALS-WATER TREATING	EPDI	333.84	0.068374750	22.83
CHEMICALS-WATER TREATING	EPDI	70.62	0.068374750	4.83
COMPRESSOR MAINTENANCE	KEYSTONE PUMP & SUPPLY LI	3,747.63	0.068374750	256.24
EMISSIONS CONTROL EQUIPMENT MAINTENANCE	G&A FABRICATION LLC	152.36	0.068374750	10.42
FUEL/ POWER / ELECTRICAL	XCEL ENERGY	149.94	0.068374750	10.25
FUEL/ POWER / ELECTRICAL	PILOT THOMAS LOGISTICS LL	7.02	0.068374750	0.48
FUEL/ POWER / ELECTRICAL	PILOT THOMAS LOGISTICS LL	59.52	0.068374750	4.07
FUEL/ POWER / ELECTRICAL	PILOT THOMAS LOGISTICS LL	20.76	0.068374750	1.42
GATHERING/TREATING/DEHYDRATION	PRO-KEM INC	265.44	0.068374750	18.15
GATHERING/TREATING/DEHYDRATION	ATCHAFALAYA MEASUREMEN	1,293.80	0.068374750	88.46
GATHERING/TREATING/DEHYDRATION	NGL WATER SOLUTIONS PERM	1,280.00	0.068374750	87.52
LEASE & FACILITY	MEWBOURNE OIL COMPANY	362.50	0.068374750	24.78
LEASE & FACILITY MAINTENANCE	GARNER PUMP & SUPPLY INC	372.39	0.068374750	25.47
LEASE & FACILITY MAINTENANCE	GARNER PUMP & SUPPLY INC	18.71	0.068374750	1.28
LEASE & FACILITY MAINTENANCE	GARNER PUMP & SUPPLY INC	105.64	0.068374750	7.22
LEASE & FACILITY MAINTENANCE	GARNER PUMP & SUPPLY INC	11.13	0.068374750	0.76
LEASE & FACILITY MAINTENANCE	GARNER PUMP & SUPPLY INC	43.24	0.068374750	2.96
LEASE & FACILITY MAINTENANCE	GARNER PUMP & SUPPLY INC	2.34	0.068374750	0.16
LEASE & FACILITY MAINTENANCE	GARNER PUMP & SUPPLY INC	5.82	0.068374750	0.40
LEASE & FACILITY MAINTENANCE	K&S OILFIELD SUPPLIES LLC	7.94	0.068374750	0.54
LEASE & FACILITY MAINTENANCE	MPS ENTERPRISES INC	733.26	0.068374750	50.14
LEASE & FACILITY MAINTENANCE	MPS ENTERPRISES INC	29.16	0.068374750	1.99
LEASE & FACILITY MAINTENANCE	MPS ENTERPRISES INC	39.30	0.068374750	2.69
LEASE & FACILITY MAINTENANCE	MPS ENTERPRISES INC	11.45	0.068374750	0.78
LEASE & FACILITY MAINTENANCE	MPS ENTERPRISES INC	31.92	0.068374750	2.18
LEASE & FACILITY MAINTENANCE	TURNCO ENTERPRISES LLC	17.86	0.068374750	1.22
LEASE & FACILITY MAINTENANCE	TURNCO ENTERPRISES LLC	17.86	0.068374750	1.22
LEASE & FACILITY MAINTENANCE	TURNCO ENTERPRISES LLC	21.43	0.068374750	1.46
LEASE & FACILITY MAINTENANCE	TURNCO ENTERPRISES LLC	10.72	0.068374750	0.74
LEASE & FACILITY MAINTENANCE	TURNCO ENTERPRISES LLC	16.56	0.068374750	1.13
LEASE & FACILITY MAINTENANCE	TURNCO ENTERPRISES LLC	32.40	0.068374750	2.21
LEASE & FACILITY MAINTENANCE	TURNCO ENTERPRISES LLC	43.06	0.068374750	2.94
LEASE & FACILITY MAINTENANCE	TRINITY OILFIELD SERVICES &	295.40	0.068374750	20.20
MISCELLANEOUS EQUIPMENT RENTAL	MEWBOURNE OIL COMPANY	219.52	0.068374750	15.01
OVERHEAD-FIXED RATE	MEWBOURNE OIL COMPANY	856.29	0.068374750	58.55
PRIME MOVER / PUMP MAINTENANCE	ODESSA PUMPS & EQUIPMENT	797.54	0.068374750	54.53
PRIME MOVER / PUMP MAINTENANCE	HR COMPRESSION & SERVICE	24.18	0.068374750	1.65
PRIME MOVER / PUMP MAINTENANCE	HR COMPRESSION & SERVICE	7.44	0.068374750	0.51
PUMPING	MEWBOURNE OIL COMPANY	850.00	0.068374750	58.12
PUMPING	MEWBOURNE OIL COMPANY	212.50	0.068374750	14.53

## MEWBOURNE OIL COMPANY

Page 6

SIANA OIL & GAS CO, LLC  
TOM M RAGSDALE  
400 N SAM HOUSTON PKWY EAST, STE 601  
HOUSTON, TX 77060

INVOICE NO.: 202103-16514  
INVOICE DATE: 3-31-2021  
OWNER: 035904-1  
BILLING FOR: March 2021

REFERENCE/DESCRIPTION OF CHARGES		GROSS CHARGES	WORKING INTEREST	NET CHARGE
RENTAL SERVICES	KODIAK GAS SERVICES LLC	6,012.51	0.068374750	411.10
SALT WATER DISPOSAL	LIMESTONE BASIN PROPERTIE	50.83	0.068374750	3.48
Total Lease Operating Expense Cost		19,955.29		1,364.44
<b>62391000-30 SUBTOTAL</b>		<b>19,955.29</b>	<b>1,364.44</b>	
<b>PROPERTY 62391000 TOTAL</b>		<b>21,155.29</b>	<b>1,446.49</b>	
<b>PROPERTY: 62392000 62392000-20 PRONGHORN 15 B3DM FED COM 1H</b>				
<u>Equipment Beyond Wellhead</u>				
AUTOMATION METERING EQUIPMENT	TANKLOGIX LLC	1,200.00	0.068374750	82.05
Total Equipment Beyond Wellhead Cost		1,200.00		82.05
<b>62392000-20 SUBTOTAL</b>		<b>1,200.00</b>	<b>82.05</b>	
<b>PROPERTY: 62392000 62392000-30 PRONGHORN 15 B3DM FED COM 1H</b>				
<u>Lease Operating Expense</u>				
AUTOMATION MAINTENANCE	TANKLOGIX LLC	126.21	0.068374750	8.63
AUTOMATION MAINTENANCE	TANKLOGIX LLC	130.75	0.068374750	8.95
AUTOMATION MAINTENANCE	TANKLOGIX LLC	130.75	0.068374750	8.95
AUTOMATION MAINTENANCE	TANKLOGIX LLC	9.78	0.068374750	0.67
AUTOMATION MAINTENANCE	TANKLOGIX LLC	13.15	0.068374750	0.91
AUTOMATION MAINTENANCE	TANKLOGIX LLC	6.03	0.068374750	0.41
CHEMICALS-WATER TREATING	CATALYST OILFIELD SERVICE	448.38	0.068374750	30.66
CHEMICALS-WATER TREATING	EPDI	344.97	0.068374750	23.59
CHEMICALS-WATER TREATING	EPDI	72.97	0.068374750	4.99
COMPANY SUPERVISION	MEWBOURNE OIL COMPANY	399.50	0.068374750	27.32
EMISSIONS CONTROL EQUIPMENT MAINTENANCE	G&A FABRICATION LLC	152.36	0.068374750	10.42
FUEL/ POWER / ELECTRICAL	XCEL ENERGY	989.82	0.068374750	67.68
FUEL/ POWER / ELECTRICAL	PILOT THOMAS LOGISTICS LL	7.02	0.068374750	0.48
FUEL/ POWER / ELECTRICAL	PILOT THOMAS LOGISTICS LL	59.52	0.068374750	4.07
FUEL/ POWER / ELECTRICAL	PILOT THOMAS LOGISTICS LL	20.76	0.068374750	1.42
GATHERING/TREATING/DEHYDRATION	NGL WATER SOLUTIONS PERM	1,200.00	0.068374750	82.05
LEASE & FACILITY	MEWBOURNE OIL COMPANY	362.50	0.068374750	24.78
LEASE & FACILITY MAINTENANCE	GARNER PUMP & SUPPLY INC	372.40	0.068374750	25.47
LEASE & FACILITY MAINTENANCE	GARNER PUMP & SUPPLY INC	18.71	0.068374750	1.28
LEASE & FACILITY MAINTENANCE	GARNER PUMP & SUPPLY INC	105.65	0.068374750	7.23
LEASE & FACILITY MAINTENANCE	GARNER PUMP & SUPPLY INC	11.13	0.068374750	0.76
LEASE & FACILITY MAINTENANCE	GARNER PUMP & SUPPLY INC	43.25	0.068374750	2.96
LEASE & FACILITY MAINTENANCE	GARNER PUMP & SUPPLY INC	2.34	0.068374750	0.16
LEASE & FACILITY MAINTENANCE	GARNER PUMP & SUPPLY INC	4.85	0.068374750	0.33
LEASE & FACILITY MAINTENANCE	K&S OILFIELD SUPPLIES LLC	6.62	0.068374750	0.45
LEASE & FACILITY MAINTENANCE	MPS ENTERPRISES INC	733.25	0.068374750	50.13
LEASE & FACILITY MAINTENANCE	MPS ENTERPRISES INC	24.30	0.068374750	1.66
LEASE & FACILITY MAINTENANCE	MPS ENTERPRISES INC	39.29	0.068374750	2.69

## MEWBOURNE OIL COMPANY

SIANA OIL & GAS CO, LLC  
TOM M RAGSDALE  
400 N SAM HOUSTON PKWY EAST, STE 601  
HOUSTON, TX 77060

INVOICE NO.: 202103-16514  
INVOICE DATE: 3-31-2021  
OWNER: 035904-1  
BILLING FOR: March 2021

REFERENCE/DESCRIPTION OF CHARGES		GROSS CHARGES	WORKING INTEREST	NET CHARGE
LEASE & FACILITY MAINTENANCE	MPS ENTERPRISES INC	11.44	0.068374750	0.78
LEASE & FACILITY MAINTENANCE	MPS ENTERPRISES INC	26.60	0.068374750	1.82
LEASE & FACILITY MAINTENANCE	TURNCO ENTERPRISES LLC	17.86	0.068374750	1.22
LEASE & FACILITY MAINTENANCE	TURNCO ENTERPRISES LLC	17.86	0.068374750	1.22
LEASE & FACILITY MAINTENANCE	TURNCO ENTERPRISES LLC	21.43	0.068374750	1.46
LEASE & FACILITY MAINTENANCE	TURNCO ENTERPRISES LLC	10.71	0.068374750	0.73
LEASE & FACILITY MAINTENANCE	TURNCO ENTERPRISES LLC	13.80	0.068374750	0.95
LEASE & FACILITY MAINTENANCE	TURNCO ENTERPRISES LLC	27.00	0.068374750	1.85
LEASE & FACILITY MAINTENANCE	TURNCO ENTERPRISES LLC	35.88	0.068374750	2.45
LEASE & FACILITY MAINTENANCE	TRINITY OILFIELD SERVICES &	295.40	0.068374750	20.20
MISCELLANEOUS EQUIPMENT RENTAL	MEWBOURNE OIL COMPANY	219.52	0.068374750	15.01
OVERHEAD-FIXED RATE	MEWBOURNE OIL COMPANY	856.32	0.068374750	58.55
PRIME MOVER / PUMP MAINTENANCE	ODESSA PUMPS & EQUIPMENT	797.54	0.068374750	54.53
PRIME MOVER / PUMP MAINTENANCE	HR COMPRESSION & SERVICE	20.14	0.068374750	1.38
PRIME MOVER / PUMP MAINTENANCE	HR COMPRESSION & SERVICE	6.98	0.068374750	0.48
PUMPING	MEWBOURNE OIL COMPANY	850.00	0.068374750	58.12
PUMPING	MEWBOURNE OIL COMPANY	212.50	0.068374750	14.53
RENTAL SERVICES	TOTAL OPERATIONS & PRODU	4,238.33	0.068374750	289.79
RENTAL SERVICES	TOTAL OPERATIONS & PRODU	4,768.12	0.068374750	326.02
SALT WATER DISPOSAL	LIMESTONE BASIN PROPERTIE	50.43	0.068374750	3.45
Total Lease Operating Expense Cost		18,334.12		1,253.64
<b>62392000-30 SUBTOTAL</b>		<b>18,334.12</b>		<b>1,253.64</b>
<b>PROPERTY 62392000 TOTAL</b>		<b>19,534.12</b>		<b>1,335.69</b>
<b>PROPERTY: 62774000 62774000-20 IBEX 10 B3MD FED COM 1H</b>				
<u>Equipment Beyond Wellhead</u>				
AUTOMATION METERING EQUIPMENT	TANKLOGIX LLC	1,200.00	0.052753640	63.31
Total Equipment Beyond Wellhead Cost		1,200.00		63.31
<b>62774000-20 SUBTOTAL</b>		<b>1,200.00</b>		<b>63.31</b>
<b>PROPERTY: 62774000 62774000-30 IBEX 10 B3MD FED COM 1H</b>				
<u>Lease Operating Expense</u>				
AUTOMATION MAINTENANCE	AMERICAN MILLENNIUM COR	28.01	0.052753640	1.48
AUTOMATION MAINTENANCE	TANKLOGIX LLC	126.22	0.052753640	6.66
AUTOMATION MAINTENANCE	TANKLOGIX LLC	130.76	0.052753640	6.90
AUTOMATION MAINTENANCE	TANKLOGIX LLC	130.76	0.052753640	6.90
AUTOMATION MAINTENANCE	TANKLOGIX LLC	9.79	0.052753640	0.52
AUTOMATION MAINTENANCE	TANKLOGIX LLC	13.14	0.052753640	0.69
AUTOMATION MAINTENANCE	TANKLOGIX LLC	6.04	0.052753640	0.32
CHEMICALS-WATER TREATING	CATALYST OILFIELD SERVICE	896.75	0.052753640	47.31
CHEMICALS-WATER TREATING	EPDI	1,212.95	0.052753640	63.99
CHEMICALS-WATER TREATING	EPDI	256.58	0.052753640	13.53



## MEWBOURNE OIL COMPANY

Page 8

SIANA OIL & GAS CO, LLC  
TOM M RAGSDALE  
400 N SAM HOUSTON PKWY EAST, STE 601  
HOUSTON, TX 77060

INVOICE NO.: 202103-16514  
INVOICE DATE: 3-31-2021  
OWNER: 035904-1  
BILLING FOR: March 2021

REFERENCE/DESCRIPTION OF CHARGES		GROSS CHARGES	WORKING INTEREST	NET CHARGE
COMPANY SUPERVISION	MEWBOURNE OIL COMPANY	587.50	0.052753640	30.99
EMISSIONS CONTROL EQUIPMENT MAINTENANCE	G&A FABRICATION LLC	152.36	0.052753640	8.04
FUEL/ POWER / ELECTRICAL	XCEL ENERGY	253.34	0.052753640	13.36
FUEL/ POWER / ELECTRICAL	PILOT THOMAS LOGISTICS LLC	12.92	0.052753640	0.68
FUEL/ POWER / ELECTRICAL	PILOT THOMAS LOGISTICS LLC	109.64	0.052753640	5.78
FUEL/ POWER / ELECTRICAL	PILOT THOMAS LOGISTICS LLC	38.23	0.052753640	2.02
GATHERING/TREATING/DEHYDRATION	PRO-KEM INC	265.44	0.052753640	14.01
GATHERING/TREATING/DEHYDRATION	NGL WATER SOLUTIONS PERM	2,320.00	0.052753640	122.39
LEASE & FACILITY	MEWBOURNE OIL COMPANY	362.50	0.052753640	19.12
LEASE & FACILITY	MEWBOURNE OIL COMPANY	362.50	0.052753640	19.12
LEASE & FACILITY MAINTENANCE	GARNER PUMP & SUPPLY INC	107.58	0.052753640	5.67
LEASE & FACILITY MAINTENANCE	GARNER PUMP & SUPPLY INC	18.72	0.052753640	0.98
LEASE & FACILITY MAINTENANCE	GARNER PUMP & SUPPLY INC	209.29	0.052753640	11.04
LEASE & FACILITY MAINTENANCE	GARNER PUMP & SUPPLY INC	11.12	0.052753640	0.59
LEASE & FACILITY MAINTENANCE	GARNER PUMP & SUPPLY INC	43.25	0.052753640	2.28
LEASE & FACILITY MAINTENANCE	GARNER PUMP & SUPPLY INC	2.34	0.052753640	0.13
LEASE & FACILITY MAINTENANCE	GARNER PUMP & SUPPLY INC	9.70	0.052753640	0.51
LEASE & FACILITY MAINTENANCE	K&S OILFIELD SUPPLIES LLC	13.24	0.052753640	0.70
LEASE & FACILITY MAINTENANCE	MPS ENTERPRISES INC	733.26	0.052753640	38.68
LEASE & FACILITY MAINTENANCE	MPS ENTERPRISES INC	48.60	0.052753640	2.56
LEASE & FACILITY MAINTENANCE	MPS ENTERPRISES INC	39.30	0.052753640	2.07
LEASE & FACILITY MAINTENANCE	MPS ENTERPRISES INC	11.45	0.052753640	0.60
LEASE & FACILITY MAINTENANCE	MPS ENTERPRISES INC	53.19	0.052753640	2.81
LEASE & FACILITY MAINTENANCE	TURNCO ENTERPRISES LLC	17.86	0.052753640	0.94
LEASE & FACILITY MAINTENANCE	TURNCO ENTERPRISES LLC	17.86	0.052753640	0.94
LEASE & FACILITY MAINTENANCE	TURNCO ENTERPRISES LLC	21.43	0.052753640	1.13
LEASE & FACILITY MAINTENANCE	TURNCO ENTERPRISES LLC	10.72	0.052753640	0.56
LEASE & FACILITY MAINTENANCE	TURNCO ENTERPRISES LLC	27.60	0.052753640	1.46
LEASE & FACILITY MAINTENANCE	TURNCO ENTERPRISES LLC	54.00	0.052753640	2.85
LEASE & FACILITY MAINTENANCE	TURNCO ENTERPRISES LLC	71.76	0.052753640	3.79
LEASE & FACILITY MAINTENANCE	EP&S LLC	581.61	0.052753640	30.68
MISCELLANEOUS EQUIPMENT RENTAL	MEWBOURNE OIL COMPANY	219.52	0.052753640	11.58
OVERHEAD-FIXED RATE	MEWBOURNE OIL COMPANY	881.16	0.052753640	46.48
PRIME MOVER / PUMP MAINTENANCE	ODESSA PUMPS & EQUIPMENT	797.52	0.052753640	42.07
PRIME MOVER / PUMP MAINTENANCE	HR COMPRESSION & SERVICES	40.30	0.052753640	2.12
PRIME MOVER / PUMP MAINTENANCE	HR COMPRESSION & SERVICES	13.50	0.052753640	0.71
PUMPING	MEWBOURNE OIL COMPANY	850.00	0.052753640	44.84
PUMPING	MEWBOURNE OIL COMPANY	425.00	0.052753640	22.42
RENTAL SERVICES	SERVICE COMPRESSION LLC	4,503.23	0.052753640	237.56
SALT WATER DISPOSAL	LIMESTONE BASIN PROPERTIES	181.37	0.052753640	9.57
Total Lease Operating Expense Cost		17,290.91		912.13

## MEWBOURNE OIL COMPANY

SIANA OIL & GAS CO, LLC  
TOM M RAGSDALE  
400 N SAM HOUSTON PKWY EAST, STE 601  
HOUSTON, TX 77060

INVOICE NO.: 202103-16514  
INVOICE DATE: 3-31-2021  
OWNER: 035904-1  
BILLING FOR: March 2021

REFERENCE/DESCRIPTION OF CHARGES	GROSS CHARGES	WORKING INTEREST	NET CHARGE
<b>62774000-30 SUBTOTAL</b>	<b>17,290.91</b>	<b>912.13</b>	
<b>PROPERTY 62774000 TOTAL</b>	<b>18,490.91</b>	<b>975.44</b>	
<b>PROPERTY: 62775000 62775000-20 IBEX 10 B3NC FED COM 1H</b>			
<u>Equipment Beyond Wellhead</u>			
AUTOMATION METERING EQUIPMENT TANKLOGIX LLC	1,200.00	0.052753640	63.31
Total Equipment Beyond Wellhead Cost	1,200.00		63.31
<b>62775000-20 SUBTOTAL</b>	<b>1,200.00</b>	<b>63.31</b>	
<b>PROPERTY: 62775000 62775000-30 IBEX 10 B3NC FED COM 1H</b>			
<u>Lease Operating Expense</u>			
AUTOMATION MAINTENANCE AMERICAN MILLENNIUM COR	28.02	0.052753640	1.48
AUTOMATION MAINTENANCE TANKLOGIX LLC	126.22	0.052753640	6.66
AUTOMATION MAINTENANCE TANKLOGIX LLC	130.76	0.052753640	6.90
AUTOMATION MAINTENANCE TANKLOGIX LLC	130.76	0.052753640	6.90
AUTOMATION MAINTENANCE TANKLOGIX LLC	9.79	0.052753640	0.52
AUTOMATION MAINTENANCE TANKLOGIX LLC	13.14	0.052753640	0.69
AUTOMATION MAINTENANCE TANKLOGIX LLC	6.04	0.052753640	0.32
CHEMICALS-WATER TREATING CATALYST OILFIELD SERVICE	896.75	0.052753640	47.31
CHEMICALS-WATER TREATING CATALYST OILFIELD SERVICE	448.38	0.052753640	23.65
CHEMICALS-WATER TREATING EPDI	823.47	0.052753640	43.44
CHEMICALS-WATER TREATING EPDI	174.20	0.052753640	9.19
COMPANY SUPERVISION MEWBOURNE OIL COMPANY	587.50	0.052753640	30.99
COMPRESSOR MAINTENANCE SERVICE COMPRESSION LLC	4,607.60	0.052753640	243.07
EMISSIONS CONTROL EQUIPMENT MAINTENANCE G&A FABRICATION LLC	152.36	0.052753640	8.04
FUEL/ POWER / ELECTRICAL XCEL ENERGY	226.00	0.052753640	11.92
FUEL/ POWER / ELECTRICAL PILOT THOMAS LOGISTICS LLC	11.82	0.052753640	0.62
FUEL/ POWER / ELECTRICAL PILOT THOMAS LOGISTICS LLC	100.25	0.052753640	5.29
FUEL/ POWER / ELECTRICAL PILOT THOMAS LOGISTICS LLC	34.96	0.052753640	1.84
GATHERING/TREATING/DEHYDRATION PRO-KEM INC	265.44	0.052753640	14.00
GATHERING/TREATING/DEHYDRATION NGL WATER SOLUTIONS PERM	1,280.00	0.052753640	67.53
LEASE & FACILITY MEWBOURNE OIL COMPANY	362.50	0.052753640	19.12
LEASE & FACILITY MEWBOURNE OIL COMPANY	362.50	0.052753640	19.12
LEASE & FACILITY MAINTENANCE GARNER PUMP & SUPPLY INC	107.59	0.052753640	5.67
LEASE & FACILITY MAINTENANCE GARNER PUMP & SUPPLY INC	18.71	0.052753640	0.98
LEASE & FACILITY MAINTENANCE GARNER PUMP & SUPPLY INC	209.30	0.052753640	11.04
LEASE & FACILITY MAINTENANCE GARNER PUMP & SUPPLY INC	11.12	0.052753640	0.59
LEASE & FACILITY MAINTENANCE GARNER PUMP & SUPPLY INC	43.25	0.052753640	2.28
LEASE & FACILITY MAINTENANCE GARNER PUMP & SUPPLY INC	2.34	0.052753640	0.13
LEASE & FACILITY MAINTENANCE GARNER PUMP & SUPPLY INC	8.41	0.052753640	0.45
LEASE & FACILITY MAINTENANCE K&S OILFIELD SUPPLIES LLC	11.48	0.052753640	0.60
LEASE & FACILITY MAINTENANCE MPS ENTERPRISES INC	733.26	0.052753640	38.68
LEASE & FACILITY MAINTENANCE MPS ENTERPRISES INC	42.12	0.052753640	2.22

## MEWBOURNE OIL COMPANY

SIANA OIL & GAS CO, LLC  
TOM M RAGSDALE  
400 N SAM HOUSTON PKWY EAST, STE 601  
HOUSTON, TX 77060

INVOICE NO.: 202103-16514  
INVOICE DATE: 3-31-2021  
OWNER: 035904-1  
BILLING FOR: March 2021

REFERENCE/DESCRIPTION OF CHARGES		GROSS CHARGES	WORKING INTEREST	NET CHARGE
LEASE & FACILITY MAINTENANCE	MPS ENTERPRISES INC	39.30	0.052753640	2.07
LEASE & FACILITY MAINTENANCE	MPS ENTERPRISES INC	11.45	0.052753640	0.60
LEASE & FACILITY MAINTENANCE	MPS ENTERPRISES INC	46.10	0.052753640	2.43
LEASE & FACILITY MAINTENANCE	TURNCO ENTERPRISES LLC	17.86	0.052753640	0.94
LEASE & FACILITY MAINTENANCE	TURNCO ENTERPRISES LLC	17.86	0.052753640	0.94
LEASE & FACILITY MAINTENANCE	TURNCO ENTERPRISES LLC	21.43	0.052753640	1.13
LEASE & FACILITY MAINTENANCE	TURNCO ENTERPRISES LLC	10.72	0.052753640	0.56
LEASE & FACILITY MAINTENANCE	TURNCO ENTERPRISES LLC	23.92	0.052753640	1.26
LEASE & FACILITY MAINTENANCE	TURNCO ENTERPRISES LLC	46.80	0.052753640	2.47
LEASE & FACILITY MAINTENANCE	TURNCO ENTERPRISES LLC	62.19	0.052753640	3.28
LEASE & FACILITY MAINTENANCE	EP&S LLC	289.74	0.052753640	15.29
MISCELLANEOUS EQUIPMENT RENTAL	MEWBOURNE OIL COMPANY	219.52	0.052753640	11.58
OVERHEAD-FIXED RATE	MEWBOURNE OIL COMPANY	881.16	0.052753640	46.48
PRIME MOVER / PUMP MAINTENANCE	ODESSA PUMPS & EQUIPMENT	797.52	0.052753640	42.07
PRIME MOVER / PUMP MAINTENANCE	HR COMPRESSION & SERVICES	34.93	0.052753640	1.84
PRIME MOVER / PUMP MAINTENANCE	HR COMPRESSION & SERVICES	7.44	0.052753640	0.39
PUMPING	MEWBOURNE OIL COMPANY	850.00	0.052753640	44.84
PUMPING	MEWBOURNE OIL COMPANY	425.00	0.052753640	22.42
SALT WATER DISPOSAL	LIMESTONE BASIN PROPERTIES	123.03	0.052753640	6.49
Total Lease Operating Expense Cost		15,892.01		838.32
<b>62775000-30 SUBTOTAL</b>		<b>15,892.01</b>	<b>838.32</b>	
<b>PROPERTY 62775000 TOTAL</b>		<b>17,092.01</b>	<b>901.63</b>	
<b>PROPERTY: 62776000 62776000-20 IBEX 10 B3OB FED COM 1H</b>				
<u>Intangible Well Cost</u>				
LOGGING & WIRELINE SERVICES	SHILOH MACHINE LLC	2,440.68	0.032250710	78.72
Total Intangible Well Cost Cost		2,440.68		78.72
<u>Equipment Beyond Wellhead</u>				
AUTOMATION METERING EQUIPMENT	TANKLOGIX LLC	1,200.01	0.032250710	38.70
Total Equipment Beyond Wellhead Cost		1,200.01		38.70
<b>62776000-20 SUBTOTAL</b>		<b>3,640.69</b>	<b>117.42</b>	
<b>PROPERTY: 62776000 62776000-30 IBEX 10 B3OB FED COM 1H</b>				
<u>Lease Operating Expense</u>				
AUTOMATION MAINTENANCE	AMERICAN MILLENNIUM COR	39.49	0.032250710	1.27
AUTOMATION MAINTENANCE	TANKLOGIX LLC	126.21	0.032250710	4.07
AUTOMATION MAINTENANCE	TANKLOGIX LLC	130.75	0.032250710	4.22
AUTOMATION MAINTENANCE	TANKLOGIX LLC	130.75	0.032250710	4.22
AUTOMATION MAINTENANCE	TANKLOGIX LLC	9.78	0.032250710	0.31
AUTOMATION MAINTENANCE	TANKLOGIX LLC	13.14	0.032250710	0.42
AUTOMATION MAINTENANCE	TANKLOGIX LLC	6.04	0.032250710	0.19
AUTOMATION MAINTENANCE	TANKLOGIX LLC	1,075.60	0.032250710	34.68

## MEWBOURNE OIL COMPANY

SIANA OIL & GAS CO, LLC  
TOM M RAGSDALE  
400 N SAM HOUSTON PKWY EAST, STE 601  
HOUSTON, TX 77060

INVOICE NO.: 202103-16514  
INVOICE DATE: 3-31-2021  
OWNER: 035904-1  
BILLING FOR: March 2021

REFERENCE/DESCRIPTION OF CHARGES		GROSS CHARGES	WORKING INTEREST	NET CHARGE
CHEMICALS-WATER TREATING	CATALYST OILFIELD SERVICE	448.38	0.032250710	14.46
CHEMICALS-WATER TREATING	EPDI	1,001.52	0.032250710	32.30
CHEMICALS-WATER TREATING	EPDI	211.86	0.032250710	6.83
EMISSIONS CONTROL EQUIPMENT MAINTENANCE	G&A FABRICATION LLC	183.85	0.032250710	5.93
EMISSIONS CONTROL EQUIPMENT MAINTENANCE	G&A FABRICATION LLC	152.36	0.032250710	4.91
FUEL/ POWER / ELECTRICAL	XCEL ENERGY	355.09	0.032250710	11.45
FUEL/ POWER / ELECTRICAL	PILOT THOMAS LOGISTICS LLC	26.95	0.032250710	0.87
FUEL/ POWER / ELECTRICAL	PILOT THOMAS LOGISTICS LLC	228.67	0.032250710	7.37
FUEL/ POWER / ELECTRICAL	PILOT THOMAS LOGISTICS LLC	79.74	0.032250710	2.57
GATHERING/TREATING/DEHYDRATION	NGL WATER SOLUTIONS PERM	4,720.00	0.032250710	152.22
LEASE & FACILITY	MEWBOURNE OIL COMPANY	362.50	0.032250710	11.69
LEASE & FACILITY	MEWBOURNE OIL COMPANY	239.25	0.032250710	7.72
LEASE & FACILITY MAINTENANCE	GARNER PUMP & SUPPLY INC	18.71	0.032250710	0.61
LEASE & FACILITY MAINTENANCE	GARNER PUMP & SUPPLY INC	32.04	0.032250710	1.04
LEASE & FACILITY MAINTENANCE	GARNER PUMP & SUPPLY INC	1,180.26	0.032250710	38.07
LEASE & FACILITY MAINTENANCE	GARNER PUMP & SUPPLY INC	11.13	0.032250710	0.36
LEASE & FACILITY MAINTENANCE	GARNER PUMP & SUPPLY INC	43.24	0.032250710	1.39
LEASE & FACILITY MAINTENANCE	GARNER PUMP & SUPPLY INC	2.34	0.032250710	0.08
LEASE & FACILITY MAINTENANCE	GARNER PUMP & SUPPLY INC	19.39	0.032250710	0.63
LEASE & FACILITY MAINTENANCE	K&S OILFIELD SUPPLIES LLC	26.48	0.032250710	0.85
LEASE & FACILITY MAINTENANCE	MPS ENTERPRISES INC	733.25	0.032250710	23.65
LEASE & FACILITY MAINTENANCE	MPS ENTERPRISES INC	97.20	0.032250710	3.13
LEASE & FACILITY MAINTENANCE	MPS ENTERPRISES INC	39.28	0.032250710	1.27
LEASE & FACILITY MAINTENANCE	MPS ENTERPRISES INC	11.44	0.032250710	0.37
LEASE & FACILITY MAINTENANCE	MPS ENTERPRISES INC	106.39	0.032250710	3.43
LEASE & FACILITY MAINTENANCE	HR COMPRESSION & SERVICES	998.85	0.032250710	32.21
LEASE & FACILITY MAINTENANCE	TURNCO ENTERPRISES LLC	17.86	0.032250710	0.58
LEASE & FACILITY MAINTENANCE	TURNCO ENTERPRISES LLC	17.86	0.032250710	0.58
LEASE & FACILITY MAINTENANCE	TURNCO ENTERPRISES LLC	21.43	0.032250710	0.69
LEASE & FACILITY MAINTENANCE	TURNCO ENTERPRISES LLC	250.00	0.032250710	8.06
LEASE & FACILITY MAINTENANCE	TURNCO ENTERPRISES LLC	10.71	0.032250710	0.34
LEASE & FACILITY MAINTENANCE	TURNCO ENTERPRISES LLC	55.20	0.032250710	1.78
LEASE & FACILITY MAINTENANCE	TURNCO ENTERPRISES LLC	108.00	0.032250710	3.48
LEASE & FACILITY MAINTENANCE	TURNCO ENTERPRISES LLC	143.52	0.032250710	4.63
LEASE & FACILITY MAINTENANCE	EP&S LLC	14.17	0.032250710	0.46
MISCELLANEOUS EQUIPMENT RENTAL	MEWBOURNE OIL COMPANY	219.52	0.032250710	7.08
OVERHEAD-FIXED RATE	MEWBOURNE OIL COMPANY	881.16	0.032250710	28.42
PRIME MOVER / PUMP MAINTENANCE	ODESSA PUMPS & EQUIPMENT	797.54	0.032250710	25.72
PRIME MOVER / PUMP MAINTENANCE	HR COMPRESSION & SERVICES	80.60	0.032250710	2.60
PRIME MOVER / PUMP MAINTENANCE	HR COMPRESSION & SERVICES	774.56	0.032250710	24.98
PRIME MOVER / PUMP MAINTENANCE	HR COMPRESSION & SERVICES	27.45	0.032250710	0.89
PRIME MOVER / PUMP MAINTENANCE	WILDCAT PUMP & ENGINE REI	278.70	0.032250710	8.99

## MEWBOURNE OIL COMPANY

SIANA OIL & GAS CO, LLC  
TOM M RAGSDALE  
400 N SAM HOUSTON PKWY EAST, STE 601  
HOUSTON, TX 77060

INVOICE NO.: 202103-16514  
INVOICE DATE: 3-31-2021  
OWNER: 035904-1  
BILLING FOR: March 2021

REFERENCE/DESCRIPTION OF CHARGES		GROSS CHARGES	WORKING INTEREST	NET CHARGE
PUMPING	MEWBOURNE OIL COMPANY	850.00	0.032250710	27.41
PUMPING	MEWBOURNE OIL COMPANY	425.00	0.032250710	13.71
RENTAL SERVICES	NATURAL GAS SERVICES GRO	4,199.74	0.032250710	135.44
RENTAL SERVICES	NATURAL GAS SERVICES GRO	4,199.74	0.032250710	135.44
SALT WATER DISPOSAL	LIMESTONE BASIN PROPERTIE	149.46	0.032250710	4.82
Total Lease Operating Expense Cost		26,384.15		850.89
<b>62776000-30 SUBTOTAL</b>		<b>26,384.15</b>	<b>850.89</b>	
<b>PROPERTY 62776000 TOTAL</b>		<b>30,024.84</b>	<b>968.31</b>	
<b>PROPERTY: 62906000 62906000-20 GAZELLE 22 B2MD FED COM 2H</b>				
<u>Equipment Beyond Wellhead</u>				
AUTOMATION METERING EQUIPMENT	TANKLOGIX LLC	1,200.01	0.196991940	236.39
Total Equipment Beyond Wellhead Cost		1,200.01		236.39
<b>62906000-20 SUBTOTAL</b>		<b>1,200.01</b>	<b>236.39</b>	
<b>PROPERTY: 62906000 62906000-30 GAZELLE 22 B2MD FED COM 2H</b>				
<u>Lease Operating Expense</u>				
AUTOMATION MAINTENANCE	AMERICAN MILLENNIUM COR	12.85	0.196991940	2.53
AUTOMATION MAINTENANCE	TANKLOGIX LLC	126.21	0.196991940	24.87
AUTOMATION MAINTENANCE	TANKLOGIX LLC	130.74	0.196991940	25.76
AUTOMATION MAINTENANCE	TANKLOGIX LLC	130.74	0.196991940	25.76
AUTOMATION MAINTENANCE	TANKLOGIX LLC	9.77	0.196991940	1.93
AUTOMATION MAINTENANCE	TANKLOGIX LLC	13.14	0.196991940	2.60
AUTOMATION MAINTENANCE	TANKLOGIX LLC	6.04	0.196991940	1.19
CHEMICALS-WATER TREATING	CATALYST OILFIELD SERVICE	448.38	0.196991940	88.33
CHEMICALS-WATER TREATING	EPDI	614.82	0.196991940	121.11
CHEMICALS-WATER TREATING	EPDI	167.89	0.196991940	33.07
CHEMICALS-WATER TREATING	EPDI	329.87	0.196991940	64.98
COMPANY SUPERVISION	MEWBOURNE OIL COMPANY	293.75	0.196991940	57.86
EMISSIONS CONTROL EQUIPMENT MAINTENANCE	G&A FABRICATION LLC	76.17	0.196991940	15.01
EMISSIONS CONTROL EQUIPMENT MAINTENANCE	G&A FABRICATION LLC	76.17	0.196991940	15.01
EMISSIONS CONTROL EQUIPMENT MAINTENANCE	G&A FABRICATION LLC	76.17	0.196991940	15.01
FUEL/ POWER / ELECTRICAL	XCEL ENERGY	278.92	0.196991940	54.96
FUEL/ POWER / ELECTRICAL	PILOT THOMAS LOGISTICS LL	15.88	0.196991940	3.13
FUEL/ POWER / ELECTRICAL	PILOT THOMAS LOGISTICS LL	134.71	0.196991940	26.54
FUEL/ POWER / ELECTRICAL	PILOT THOMAS LOGISTICS LL	46.98	0.196991940	9.26
GATHERING/TREATING/DEHYDRATION	PRO-KEM INC	361.97	0.196991940	71.30
GATHERING/TREATING/DEHYDRATION	NGL WATER SOLUTIONS PERM	2,800.00	0.196991940	551.58
LEASE & FACILITY	MEWBOURNE OIL COMPANY	181.25	0.196991940	35.71
LEASE & FACILITY	MEWBOURNE OIL COMPANY	362.50	0.196991940	71.41
LEASE & FACILITY MAINTENANCE	GARNER PUMP & SUPPLY INC	18.71	0.196991940	3.68
LEASE & FACILITY MAINTENANCE	GARNER PUMP & SUPPLY INC	11.13	0.196991940	2.20



## MEWBOURNE OIL COMPANY

SIANA OIL & GAS CO, LLC  
TOM M RAGSDALE  
400 N SAM HOUSTON PKWY EAST, STE 601  
HOUSTON, TX 77060

INVOICE NO.: 202103-16514  
INVOICE DATE: 3-31-2021  
OWNER: 035904-1  
BILLING FOR: March 2021

REFERENCE/DESCRIPTION OF CHARGES		GROSS CHARGES	WORKING INTEREST	NET CHARGE
LEASE & FACILITY MAINTENANCE	GARNER PUMP & SUPPLY INC	43.25	0.196991940	8.53
LEASE & FACILITY MAINTENANCE	GARNER PUMP & SUPPLY INC	2.34	0.196991940	0.46
LEASE & FACILITY MAINTENANCE	GARNER PUMP & SUPPLY INC	11.31	0.196991940	2.23
LEASE & FACILITY MAINTENANCE	K&S OILFIELD SUPPLIES LLC	15.45	0.196991940	3.05
LEASE & FACILITY MAINTENANCE	MPS ENTERPRISES INC	733.24	0.196991940	144.44
LEASE & FACILITY MAINTENANCE	MPS ENTERPRISES INC	56.70	0.196991940	11.17
LEASE & FACILITY MAINTENANCE	MPS ENTERPRISES INC	39.28	0.196991940	7.74
LEASE & FACILITY MAINTENANCE	MPS ENTERPRISES INC	11.44	0.196991940	2.25
LEASE & FACILITY MAINTENANCE	MPS ENTERPRISES INC	62.06	0.196991940	12.23
LEASE & FACILITY MAINTENANCE	TURNCO ENTERPRISES LLC	17.85	0.196991940	3.52
LEASE & FACILITY MAINTENANCE	TURNCO ENTERPRISES LLC	17.85	0.196991940	3.52
LEASE & FACILITY MAINTENANCE	TURNCO ENTERPRISES LLC	21.43	0.196991940	4.22
LEASE & FACILITY MAINTENANCE	TURNCO ENTERPRISES LLC	10.71	0.196991940	2.11
LEASE & FACILITY MAINTENANCE	TURNCO ENTERPRISES LLC	32.20	0.196991940	6.34
LEASE & FACILITY MAINTENANCE	TURNCO ENTERPRISES LLC	63.00	0.196991940	12.41
LEASE & FACILITY MAINTENANCE	TURNCO ENTERPRISES LLC	83.72	0.196991940	16.49
LEASE & FACILITY MAINTENANCE	TRINITY OILFIELD SERVICES &	46.16	0.196991940	9.10
LEASE & FACILITY MAINTENANCE	EP&S LLC	46.34	0.196991940	9.13
LEASE & FACILITY MAINTENANCE	EP&S LLC	14.28	0.196991940	2.82
LEASE & FACILITY MAINTENANCE	LIMESTONE BASIN PROPERTIE	250.00	0.196991940	49.25
LEASE & FACILITY MAINTENANCE	CATALYST OILFIELD SERVICE	1,352.30	0.196991940	266.39
MISCELLANEOUS EQUIPMENT RENTAL	MEWBOURNE OIL COMPANY	219.52	0.196991940	43.24
OVERHEAD-FIXED RATE	MEWBOURNE OIL COMPANY	881.16	0.196991940	173.58
PRIME MOVER / PUMP MAINTENANCE	ODESSA PUMPS & EQUIPMENT	797.54	0.196991940	157.12
PRIME MOVER / PUMP MAINTENANCE	HR COMPRESSION & SERVICE	47.01	0.196991940	9.27
PRIME MOVER / PUMP MAINTENANCE	HR COMPRESSION & SERVICE	16.28	0.196991940	3.21
PROFESSIONAL SERVICES	RRC SURVEYING LLC	172.51	0.196991940	33.99
PUMPING	MEWBOURNE OIL COMPANY	850.00	0.196991940	167.44
PUMPING	MEWBOURNE OIL COMPANY	425.00	0.196991940	83.72
RENTAL SERVICES	USA COMPRESSION PARTNER	5,011.26	0.196991940	987.18
SALT WATER DISPOSAL	LIMESTONE BASIN PROPERTIE	7.53	0.196991940	1.48
Total Lease Operating Expense Cost		18,083.48		3,562.42
<b>62906000-30 SUBTOTAL</b>		<b>18,083.48</b>		<b>3,562.42</b>
<b>PROPERTY 62906000 TOTAL</b>		<b>19,283.49</b>		<b>3,798.81</b>
<b>PROPERTY: 62915000 62915000-30 CREEDENCE 21/16 W0ED ST COM 2H</b>				
<u>Lease Operating Expense</u>				
AUTOMATION MAINTENANCE	AMERICAN MILLENNIUM COR	6.43	0.006363620	0.04
AUTOMATION MAINTENANCE	INGRAM PROFESSIONAL SERV	2,150.04	0.006363620	13.68
COMPANY SUPERVISION	MEWBOURNE OIL COMPANY	293.75	0.006363620	1.87
COMPANY SUPERVISION	MEWBOURNE OIL COMPANY	587.50	0.006363620	3.74
COMPRESSOR MAINTENANCE	GAS WELL SERVICES INC	132.74	0.006363620	0.84

## MEWBOURNE OIL COMPANY

SIANA OIL & GAS CO, LLC  
TOM M RAGSDALE  
400 N SAM HOUSTON PKWY EAST, STE 601  
HOUSTON, TX 77060

INVOICE NO.: 202103-16514  
INVOICE DATE: 3-31-2021  
OWNER: 035904-1  
BILLING FOR: March 2021

REFERENCE/DESCRIPTION OF CHARGES		GROSS CHARGES	WORKING INTEREST	NET CHARGE
EMISSIONS CONTROL EQUIPMENT MAINTENANCE	JUSTIN WILSON	50.32	0.006363620	0.32
EMISSIONS CONTROL EQUIPMENT MAINTENANCE	VAPROX LLC	133.38	0.006363620	0.85
EMISSIONS CONTROL EQUIPMENT MAINTENANCE	AUTOMATED WELLHEAD CON	80.53	0.006363620	0.51
EMISSIONS CONTROL EQUIPMENT MAINTENANCE	AUTOMATED WELLHEAD CON	32.06	0.006363620	0.20
EMISSIONS CONTROL EQUIPMENT MAINTENANCE	AUTOMATED WELLHEAD CON	42.39	0.006363620	0.27
EMISSIONS CONTROL EQUIPMENT MAINTENANCE	AUTOMATED WELLHEAD CON	79.47	0.006363620	0.51
EMISSIONS CONTROL EQUIPMENT MAINTENANCE	AUTOMATED WELLHEAD CON	109.93	0.006363620	0.70
EMISSIONS CONTROL EQUIPMENT MAINTENANCE	AUTOMATED WELLHEAD CON	208.14	0.006363620	1.32
EMISSIONS CONTROL EQUIPMENT MAINTENANCE	AUTOMATED WELLHEAD CON	84.77	0.006363620	0.54
FUEL/ POWER / ELECTRICAL	XCEL ENERGY	4,929.88	0.006363620	31.37
GATHERING/TREATING/DEHYDRATION	GAS WELL SERVICES INC	143.94	0.006363620	0.92
GATHERING/TREATING/DEHYDRATION	GAS WELL SERVICES INC	77.50	0.006363620	0.49
LEASE & FACILITY	MEWBOURNE OIL COMPANY	362.50	0.006363620	2.31
LEASE & FACILITY	MEWBOURNE OIL COMPANY	181.25	0.006363620	1.15
LEASE & FACILITY	MEWBOURNE OIL COMPANY	362.50	0.006363620	2.31
LEASE & FACILITY	MEWBOURNE OIL COMPANY	362.50	0.006363620	2.31
LEASE & FACILITY MAINTENANCE	KEYSTONE PUMP & SUPPLY LI	685.59	0.006363620	4.36
LEASE & FACILITY MAINTENANCE	KEYSTONE PUMP & SUPPLY LI	227.52	0.006363620	1.45
LEASE & FACILITY MAINTENANCE	KEYSTONE PUMP & SUPPLY LI	64.02	0.006363620	0.41
LEASE & FACILITY MAINTENANCE	TURNCO ENTERPRISES LLC	500.00	0.006363620	3.18
OVERHEAD-FIXED RATE	MEWBOURNE OIL COMPANY	881.16	0.006363620	5.61
PUMPING	MEWBOURNE OIL COMPANY	850.00	0.006363620	5.41
PUMPING	MEWBOURNE OIL COMPANY	850.00	0.006363620	5.41
RENTAL SERVICES	KODIAK GAS SERVICES LLC	3,715.83	0.006363620	23.65
SALT WATER DISPOSAL	MEWBOURNE OIL COMPANY	25,223.17	0.006363620	160.51
Total Lease Operating Expense Cost		43,408.81		276.24

## 62915000-30 SUBTOTAL

43,408.81

276.24

## PROPERTY 62915000 TOTAL

43,408.81

276.24

## PROPERTY: 62916000 62916000-20 CREEDENCE 21/16 W1ED ST COM 1H

## Tangible Well Cost

SUBSURFACE EQUIP. & ARTIFICIAL LIFT SYSTEMS	HUDSON PACKER COMPANY I	7,126.10	0.006363620	45.35
TUBING	MEWBOURNE OIL COMPANY	3,616.38	0.006363620	23.01
TUBING	ENERGY TUBULARS INC	73,749.07	0.006363620	469.31
TUBING HEAD & UPPER SECTION	DIVINE WIRELINE SOLUTIONS	3,026.75	0.006363620	19.26
Total Tangible Well Cost Cost		87,518.30		556.93

## 62916000-20 SUBTOTAL

87,518.30

556.93

## PROPERTY: 62916000 62916000-30 CREEDENCE 21/16 W1ED ST COM 1H

## Lease Operating Expense

AUTOMATION MAINTENANCE	AMERICAN MILLENNIUM COR	6.42	0.006363620	0.04
AUTOMATION MAINTENANCE	INGRAM PROFESSIONAL SERV	2,149.97	0.006363620	13.68

## MEWBOURNE OIL COMPANY

SIANA OIL & GAS CO, LLC  
TOM M RAGSDALE  
400 N SAM HOUSTON PKWY EAST, STE 601  
HOUSTON, TX 77060

INVOICE NO.: 202103-16514  
INVOICE DATE: 3-31-2021  
OWNER: 035904-1  
BILLING FOR: March 2021

REFERENCE/DESCRIPTION OF CHARGES		GROSS CHARGES	WORKING INTEREST	NET CHARGE
COMPANY SUPERVISION	MEWBOURNE OIL COMPANY	1,175.00	0.006363620	7.48
COMPANY SUPERVISION	MEWBOURNE OIL COMPANY	587.50	0.006363620	3.74
COMPANY SUPERVISION	MEWBOURNE OIL COMPANY	293.75	0.006363620	1.87
COMPANY SUPERVISION	MEWBOURNE OIL COMPANY	587.50	0.006363620	3.74
COMPRESSOR MAINTENANCE	GAS WELL SERVICES INC	132.66	0.006363620	0.84
CONTRACT SUPERVISION	GSM OILFIELD SERVICES INC	3,188.96	0.006363620	20.29
EMISSIONS CONTROL EQUIPMENT MAINTENANCE	JUSTIN WILSON	50.33	0.006363620	0.32
EMISSIONS CONTROL EQUIPMENT MAINTENANCE	VAPROX LLC	133.38	0.006363620	0.85
EMISSIONS CONTROL EQUIPMENT MAINTENANCE	AUTOMATED WELLHEAD COM	80.52	0.006363620	0.51
EMISSIONS CONTROL EQUIPMENT MAINTENANCE	AUTOMATED WELLHEAD COM	32.05	0.006363620	0.20
EMISSIONS CONTROL EQUIPMENT MAINTENANCE	AUTOMATED WELLHEAD COM	42.38	0.006363620	0.27
EMISSIONS CONTROL EQUIPMENT MAINTENANCE	AUTOMATED WELLHEAD COM	79.46	0.006363620	0.51
EMISSIONS CONTROL EQUIPMENT MAINTENANCE	AUTOMATED WELLHEAD COM	109.93	0.006363620	0.70
EMISSIONS CONTROL EQUIPMENT MAINTENANCE	AUTOMATED WELLHEAD COM	208.14	0.006363620	1.32
EMISSIONS CONTROL EQUIPMENT MAINTENANCE	AUTOMATED WELLHEAD COM	84.76	0.006363620	0.54
FUEL/ POWER / ELECTRICAL	XCEL ENERGY	7,183.59	0.006363620	45.71
GATHERING/TREATING/DEHYDRATION	GAS WELL SERVICES INC	143.95	0.006363620	0.92
GATHERING/TREATING/DEHYDRATION	GAS WELL SERVICES INC	77.51	0.006363620	0.49
LEASE & FACILITY	MEWBOURNE OIL COMPANY	362.50	0.006363620	2.31
LEASE & FACILITY MAINTENANCE	KEYSTONE PUMP & SUPPLY LI	685.65	0.006363620	4.36
LEASE & FACILITY MAINTENANCE	KEYSTONE PUMP & SUPPLY LI	227.53	0.006363620	1.45
LEASE & FACILITY MAINTENANCE	KEYSTONE PUMP & SUPPLY LI	64.04	0.006363620	0.41
LEASE & FACILITY MAINTENANCE	JUSTIN WILSON	503.25	0.006363620	3.20
LEASE & FACILITY MAINTENANCE	TURNCO ENTERPRISES LLC	400.00	0.006363620	2.55
OVERHEAD-FIXED RATE	MEWBOURNE OIL COMPANY	881.16	0.006363620	5.61
PUMPING	MEWBOURNE OIL COMPANY	850.00	0.006363620	5.41
PUMPING	MEWBOURNE OIL COMPANY	850.00	0.006363620	5.41
RENTAL SERVICES	KODIAK GAS SERVICES LLC	3,715.83	0.006363620	23.65
SALT WATER DISPOSAL	MEWBOURNE OIL COMPANY	26,981.98	0.006363620	171.70
WELL EQUIPMENT-SURFACE	DIVINE WIRELINE SOLUTIONS	8,220.08	0.006363620	52.31
WELL SERVICE & REPAIR	L & R WELL SERVICE INC	794.69	0.006363620	5.06
WELL SERVICE & REPAIR	L & R WELL SERVICE INC	1,083.11	0.006363620	6.89
WELL SERVICE & REPAIR	L & R WELL SERVICE INC	6,532.33	0.006363620	41.57
WELL SERVICE & REPAIR	WEATHERFORD US LP	448.61	0.006363620	2.85
WELL SERVICE & REPAIR	STONE OILFIELD SERVICE INC	1,222.65	0.006363620	7.78
WELL SERVICE & REPAIR	PRESSURE SERVICES	1,266.20	0.006363620	8.06
Total Lease Operating Expense Cost		71,437.37		454.60

62916000-30 SUBTOTAL

71,437.37

454.60

PROPERTY 62916000 TOTAL

158,955.67

1,011.53

PROPERTY: 62948000 62948000-10 INLAND 26/23 B2PI STATE COM 1H

Intangible Well Cost

## MEWBOURNE OIL COMPANY

Page 16

SIANA OIL & GAS CO, LLC  
TOM M RAGSDALE  
400 N SAM HOUSTON PKWY EAST, STE 601  
HOUSTON, TX 77060

INVOICE NO.: 202103-16514  
INVOICE DATE: 3-31-2021  
OWNER: 035904-1  
BILLING FOR: March 2021

REFERENCE/DESCRIPTION OF CHARGES		GROSS CHARGES	WORKING INTEREST	NET CHARGE
EQUIPMENT RENTAL	OIL PATCH GROUP INC	2,405.40	0.100000000	240.54
INSPECTION & REPAIR SERVICES	WELLBORE INTEGRITY SOLUT	196.80	0.100000000	19.68
INSPECTION & REPAIR SERVICES	WELLBORE INTEGRITY SOLUT	5,098.18	0.100000000	509.82
INSPECTION & REPAIR SERVICES	WELLBORE INTEGRITY SOLUT	5,106.62	0.100000000	510.66
LOCATION / RESTORATION	QATAR LLC	1,227.16	0.100000000	122.71
MUD / CHEMICAL / ADDITIVES	MEWBOURNE OIL COMPANY-I	11,004.00	0.100000000	1,100.40
Total Intangible Well Cost Cost		25,038.16		2,503.81
<b>62948000-10 SUBTOTAL</b>		<b>25,038.16</b>		<b>2,503.81</b>
<b>PROPERTY: 62948000 62948000-20 INLAND 26/23 B2PI STATE COM 1H</b>				
<u>Intangible Well Cost</u>				
COMPANY SUPERVISION	MEWBOURNE OIL COMPANY	600.00	0.100000000	60.00
COMPANY SUPERVISION	MEWBOURNE OIL COMPANY	1,175.00	0.100000000	117.50
COMPANY SUPERVISION	MEWBOURNE OIL COMPANY	2,937.50	0.100000000	293.75
COMPANY SUPERVISION	MEWBOURNE OIL COMPANY	2,937.50	0.100000000	293.75
COMPANY SUPERVISION	MEWBOURNE OIL COMPANY	3,231.25	0.100000000	323.13
COMPANY SUPERVISION	MEWBOURNE OIL COMPANY	1,175.00	0.100000000	117.50
COMPANY SUPERVISION	MEWBOURNE OIL COMPANY	6,168.75	0.100000000	616.87
CONTRACT SERVICES & SUPERVISION	SDS PETROLEUM CONSULTAN	5,538.75	0.100000000	553.87
CONTRACT SERVICES & SUPERVISION	SDS PETROLEUM CONSULTAN	3,956.25	0.100000000	395.62
CONTRACT SERVICES & SUPERVISION	SDS PETROLEUM CONSULTAN	6,330.00	0.100000000	633.00
EQUIPMENT RENTAL	G&A FABRICATION LLC	567.67	0.100000000	56.77
EQUIPMENT RENTAL	G&A FABRICATION LLC	189.22	0.100000000	18.92
EQUIPMENT RENTAL	G&A FABRICATION LLC	94.61	0.100000000	9.46
FUEL	ROLFSON OIL LLC	230,618.94	0.100000000	23,061.89
HORIZONTAL DRILLOUT SERVICES	DIVINE WIRELINE SOLUTIONS	5,191.09	0.100000000	519.11
LOCATION / RESTORATION	DIVERSIFIED FIELD SERVICES	206.78	0.100000000	20.68
LOCATION / RESTORATION	DUKE OILFIELD SERVICES LLC	158.25	0.100000000	15.82
LOCATION / RESTORATION	DUKE OILFIELD SERVICES LLC	137.15	0.100000000	13.71
LOCATION / RESTORATION	DUKE OILFIELD SERVICES LLC	211.00	0.100000000	21.10
LOCATION / RESTORATION	LEA LAND LLC	259.74	0.100000000	25.97
LOCATION / RESTORATION	R360 ENVIRONMENTAL SOLUT	506.41	0.100000000	50.64
LOCATION / RESTORATION	R360 ENVIRONMENTAL SOLUT	319.67	0.100000000	31.97
LOCATION / RESTORATION	R360 ENVIRONMENTAL SOLUT	319.67	0.100000000	31.97
LOCATION / RESTORATION	AMERICAWEST ENERGY SERV	375.00	0.100000000	37.50
LOGGING & WIRELINE SERVICES	HALLIBURTON ENERGY SERV	30,093.70	0.100000000	3,009.37
LOGGING & WIRELINE SERVICES	RWLS LLC DBA RENEGADE SE	155,572.40	0.100000000	15,557.24
LOGGING & WIRELINE SERVICES	REPEAT PRECISION LLC	9,461.25	0.100000000	946.12
LOGGING & WIRELINE SERVICES	XTREME CRANE & RIGGING LI	5,430.00	0.100000000	543.00
OVERHEAD FIXED RATE	MEWBOURNE OIL COMPANY	6,923.36	0.100000000	692.34
REGULATORY PERMITS & SURVEYS	RRC SURVEYING LLC	1,113.29	0.100000000	111.33
REGULATORY PERMITS & SURVEYS	PRICE ENERGY CONSULTING I	1,750.00	0.100000000	175.00

## MEWBOURNE OIL COMPANY

SIANA OIL & GAS CO, LLC  
TOM M RAGSDALE  
400 N SAM HOUSTON PKWY EAST, STE 601  
HOUSTON, TX 77060

INVOICE NO.: 202103-16514  
INVOICE DATE: 3-31-2021  
OWNER: 035904-1  
BILLING FOR: March 2021

REFERENCE/DESCRIPTION OF CHARGES		GROSS CHARGES	WORKING INTEREST	NET CHARGE
STIMULATION	CUDD PRESSURE CONTROL IN	52,635.74	0.100000000	5,263.57
STIMULATION	BUTCH'S RAT HOLE & ANCHOR	76,619.38	0.100000000	7,661.94
STIMULATION	WELL FOAM INC	26,847.32	0.100000000	2,684.73
STIMULATION	UNIVERSAL PRESSURE PUMPE	1,006,472.25	0.100000000	100,647.22
STIMULATION RENTALS & OTHER	SWABCO INC	2,938.18	0.100000000	293.82
STIMULATION RENTALS & OTHER	L & E SERVICES LLC	1,158.50	0.100000000	115.85
STIMULATION RENTALS & OTHER	GUNS UP SERVICES	5,215.39	0.100000000	521.54
STIMULATION RENTALS & OTHER	OIL STATES ENERGY SERVICE	35,293.33	0.100000000	3,529.33
STIMULATION RENTALS & OTHER	TRINITY OILFIELD SERVICES &	5,052.82	0.100000000	505.28
WATER AND OTHER	NOVA TRUCKING LLC	342.88	0.100000000	34.29
WATER AND OTHER	JES ENERGY LLC	553.88	0.100000000	55.39
WELDING / CONSTRUCTION / MAINT. SERVICES	MEWBOURNE OIL COMPANY	4,893.75	0.100000000	489.38
Total Intangible Well Cost Cost		1,701,572.62		170,157.24
<u>Tangible Well Cost</u>				
TUBING HEAD & UPPER SECTION	MEWBOURNE OIL COMPANY	16,575.00	0.100000000	1,657.50
Total Tangible Well Cost Cost		16,575.00		1,657.50
<u>Equipment Beyond Wellhead</u>				
AUTOMATION METERING EQUIPMENT	INGRAM PROFESSIONAL SERV	6,967.50	0.100000000	696.75
AUTOMATION METERING EQUIPMENT	INGRAM PROFESSIONAL SERV	24,323.99	0.100000000	2,432.40
AUTOMATION METERING EQUIPMENT	TANKLOGIX LLC	384.19	0.100000000	38.42
ELECTRICAL INSTALLATIONS	INGRAM PROFESSIONAL SERV	17,605.76	0.100000000	1,760.58
FITTINGS / VALVES & ACCESSORIES	JET SPECIALTY & SUPPLY INC	117,450.89	0.100000000	11,745.09
FITTINGS / VALVES & ACCESSORIES	JET SPECIALTY & SUPPLY INC	1,639.99	0.100000000	164.00
FITTINGS / VALVES & ACCESSORIES	JET SPECIALTY & SUPPLY INC	99.92	0.100000000	9.99
FITTINGS / VALVES & ACCESSORIES	JET SPECIALTY & SUPPLY INC	498.10	0.100000000	49.81
FITTINGS / VALVES & ACCESSORIES	JET SPECIALTY & SUPPLY INC	71.39	0.100000000	7.14
FITTINGS / VALVES & ACCESSORIES	CUSTOM WELDING OF HOBBS	2,128.13	0.100000000	212.82
FITTINGS / VALVES & ACCESSORIES	GARNER PUMP & SUPPLY INC	47.12	0.100000000	4.71
FITTINGS / VALVES & ACCESSORIES	GARNER PUMP & SUPPLY INC	157.61	0.100000000	15.76
FITTINGS / VALVES & ACCESSORIES	K&S OILFIELD SUPPLIES LLC	281.19	0.100000000	28.12
FITTINGS / VALVES & ACCESSORIES	MPS ENTERPRISES INC	1,795.10	0.100000000	179.51
FITTINGS / VALVES & ACCESSORIES	EP&S LLC	44.68	0.100000000	4.47
PRODUCTION EQUIP INSTALLATION	DIVERSIFIED FIELD SERVICES	1,292.38	0.100000000	129.24
PRODUCTION EQUIP INSTALLATION	DIVERSIFIED FIELD SERVICES	3,186.10	0.100000000	318.61
PRODUCTION EQUIP INSTALLATION	DIVERSIFIED FIELD SERVICES	3,650.30	0.100000000	365.03
PRODUCTION EQUIP INSTALLATION	DIVERSIFIED FIELD SERVICES	1,055.00	0.100000000	105.50
PRODUCTION EQUIP INSTALLATION	G&A FABRICATION LLC	1,329.82	0.100000000	132.98
PRODUCTION EQUIP INSTALLATION	G&A FABRICATION LLC	1,908.01	0.100000000	190.80
PRODUCTION EQUIP INSTALLATION	G&A FABRICATION LLC	1,918.52	0.100000000	191.85
PRODUCTION EQUIP INSTALLATION	G&A FABRICATION LLC	3,064.38	0.100000000	306.44
PRODUCTION EQUIP INSTALLATION	G&A FABRICATION LLC	2,725.35	0.100000000	272.53
PRODUCTION EQUIP INSTALLATION	G&A FABRICATION LLC	2,717.47	0.100000000	271.75



## MEWBOURNE OIL COMPANY

Page 18

SIANA OIL & GAS CO, LLC  
TOM M RAGSDALE  
400 N SAM HOUSTON PKWY EAST, STE 601  
HOUSTON, TX 77060

INVOICE NO.: 202103-16514  
INVOICE DATE: 3-31-2021  
OWNER: 035904-1  
BILLING FOR: March 2021

REFERENCE/DESCRIPTION OF CHARGES		GROSS CHARGES	WORKING INTEREST	NET CHARGE
PRODUCTION EQUIP INSTALLATION	G&A FABRICATION LLC	7,639.96	0.100000000	764.00
PRODUCTION EQUIP INSTALLATION	G&A FABRICATION LLC	1,387.64	0.100000000	138.76
PRODUCTION EQUIP INSTALLATION	G&A FABRICATION LLC	2,890.92	0.100000000	289.09
PRODUCTION EQUIP INSTALLATION	G&A FABRICATION LLC	1,965.83	0.100000000	196.58
PRODUCTION EQUIP INSTALLATION	G&A FABRICATION LLC	2,890.92	0.100000000	289.09
PRODUCTION EQUIP INSTALLATION	G&A FABRICATION LLC	925.09	0.100000000	92.51
PRODUCTION EQUIP INSTALLATION	G&A FABRICATION LLC	2,081.46	0.100000000	208.15
PRODUCTION EQUIP INSTALLATION	G&A FABRICATION LLC	2,081.46	0.100000000	208.15
PRODUCTION EQUIP INSTALLATION	G&A FABRICATION LLC	2,370.56	0.100000000	237.06
PRODUCTION EQUIP INSTALLATION	G&A FABRICATION LLC	3,700.43	0.100000000	370.04
PRODUCTION EQUIP INSTALLATION	G&A FABRICATION LLC	1,445.48	0.100000000	144.55
PRODUCTION EQUIP INSTALLATION	G&A FABRICATION LLC	2,544.02	0.100000000	254.40
PRODUCTION EQUIP INSTALLATION	G&A FABRICATION LLC	4,741.17	0.100000000	474.12
PRODUCTION EQUIP INSTALLATION	G&A FABRICATION LLC	2,312.74	0.100000000	231.27
PRODUCTION EQUIP INSTALLATION	TURNCO ENTERPRISES LLC	1,163.50	0.100000000	116.35
PRODUCTION EQUIP INSTALLATION	TURNCO ENTERPRISES LLC	150.00	0.100000000	15.00
PRODUCTION EQUIP INSTALLATION	TURNCO ENTERPRISES LLC	300.00	0.100000000	30.00
PRODUCTION EQUIP INSTALLATION	TURNCO ENTERPRISES LLC	250.00	0.100000000	25.00
PRODUCTION EQUIP INSTALLATION	TURNCO ENTERPRISES LLC	300.00	0.100000000	30.00
PRODUCTION EQUIP INSTALLATION	TURNCO ENTERPRISES LLC	250.00	0.100000000	25.00
PRODUCTION EQUIP INSTALLATION	TURNCO ENTERPRISES LLC	200.00	0.100000000	20.00
PRODUCTION EQUIP INSTALLATION	LIBERTY LIFT SOLUTIONS LLC	1,287.10	0.100000000	128.71
PRODUCTION EQUIP INSTALLATION	LIBERTY LIFT SOLUTIONS LLC	1,930.66	0.100000000	193.07
SERVICE PUMPS	ODESSA PUMPS & EQUIPMENT	7,177.80	0.100000000	717.78
Total Equipment Beyond Wellhead Cost		248,329.63		24,832.98

62948000-20 SUBTOTAL

1,966,477.25

196,647.72

PROPERTY: 62948000 62948000-30 INLAND 26/23 B2PI STATE COM 1H

Lease Operating Expense

CONTRACT SUPERVISION	PACE OILFIELD SERVICES INC	5,449.68	0.100000000	544.97
GATHERING/TREATING/DEHYDRATION	ATCHAFALAYA MEASUREMENT	1,293.80	0.100000000	129.38
LEASE & FACILITY	MEWBOURNE OIL COMPANY	362.50	0.100000000	36.25
LEASE & FACILITY MAINTENANCE	K&S OILFIELD SUPPLIES LLC	72.92	0.100000000	7.29
LEASE & FACILITY MAINTENANCE	K&S OILFIELD SUPPLIES LLC	119.42	0.100000000	11.94
LEASE & FACILITY MAINTENANCE	TURNCO ENTERPRISES LLC	350.00	0.100000000	35.00
LEASE & FACILITY MAINTENANCE	TURNCO ENTERPRISES LLC	350.00	0.100000000	35.00
LEASE & FACILITY MAINTENANCE	TURNCO ENTERPRISES LLC	600.00	0.100000000	60.00
OVERHEAD-FIXED RATE	MEWBOURNE OIL COMPANY	881.16	0.100000000	88.12
PRIME MOVER / PUMP MAINTENANCE	HR COMPRESSION & SERVICE	200.29	0.100000000	20.03
PUMPING	MEWBOURNE OIL COMPANY	850.00	0.100000000	85.00
PUMPING	MEWBOURNE OIL COMPANY	850.00	0.100000000	85.00
SALT WATER DISPOSAL	NGL WATER SOLUTIONS PERM	264.90	0.100000000	26.49

## MEWBOURNE OIL COMPANY

SIANA OIL & GAS CO, LLC  
TOM M RAGSDALE  
400 N SAM HOUSTON PKWY EAST, STE 601  
HOUSTON, TX 77060

INVOICE NO.: 202103-16514  
INVOICE DATE: 3-31-2021  
OWNER: 035904-1  
BILLING FOR: March 2021

REFERENCE/DESCRIPTION OF CHARGES		GROSS CHARGES	WORKING INTEREST	NET CHARGE
SALT WATER DISPOSAL	QATAR LLC	193.76	0.100000000	19.38
SALT WATER DISPOSAL	QATAR LLC	1,259.46	0.100000000	125.95
WELL EQUIPMENT-SURFACE	K&S OILFIELD SUPPLIES LLC	2,416.33	0.100000000	241.63
Total Lease Operating Expense Cost		15,514.22		1,551.43
<b>62948000-30 SUBTOTAL</b>		<b>15,514.22</b>	<b>1,551.43</b>	
<b>PROPERTY 62948000 TOTAL</b>		<b>2,007,029.63</b>	<b>200,702.96</b>	
<b>62948000PREPAYMENTS</b>				<b>-200,702.96</b>
<b>PROPERTY: 62958000 62958000-20 GAZELLE 22 B3MD FED COM 1H</b>				
<u>Equipment Beyond Wellhead</u>				
AUTOMATION METERING EQUIPMENT	TANKLOGIX LLC	1,200.00	0.196991940	236.39
Total Equipment Beyond Wellhead Cost		1,200.00		236.39
<b>62958000-20 SUBTOTAL</b>		<b>1,200.00</b>	<b>236.39</b>	
<b>PROPERTY: 62958000 62958000-30 GAZELLE 22 B3MD FED COM 1H</b>				
<u>Lease Operating Expense</u>				
AUTOMATION MAINTENANCE	AMERICAN MILLENNIUM COR	12.85	0.196991940	2.53
AUTOMATION MAINTENANCE	TANKLOGIX LLC	126.22	0.196991940	24.87
AUTOMATION MAINTENANCE	TANKLOGIX LLC	130.76	0.196991940	25.77
AUTOMATION MAINTENANCE	TANKLOGIX LLC	130.76	0.196991940	25.77
AUTOMATION MAINTENANCE	TANKLOGIX LLC	9.79	0.196991940	1.94
AUTOMATION MAINTENANCE	TANKLOGIX LLC	13.14	0.196991940	2.60
AUTOMATION MAINTENANCE	TANKLOGIX LLC	6.04	0.196991940	1.19
CHEMICALS-WATER TREATING	EPDI	598.13	0.196991940	117.83
CHEMICALS-WATER TREATING	EPDI	163.34	0.196991940	32.18
CHEMICALS-WATER TREATING	EPDI	320.93	0.196991940	63.22
COMPANY SUPERVISION	MEWBOURNE OIL COMPANY	293.75	0.196991940	57.86
COMPRESSOR MAINTENANCE	TRINITY OILFIELD SERVICES &	348.15	0.196991940	68.58
EMISSIONS CONTROL EQUIPMENT MAINTENANCE	G&A FABRICATION LLC	76.19	0.196991940	15.01
EMISSIONS CONTROL EQUIPMENT MAINTENANCE	G&A FABRICATION LLC	76.19	0.196991940	15.01
EMISSIONS CONTROL EQUIPMENT MAINTENANCE	G&A FABRICATION LLC	76.19	0.196991940	15.01
FUEL/ POWER / ELECTRICAL	XCEL ENERGY	243.25	0.196991940	47.93
FUEL/ POWER / ELECTRICAL	PILOT THOMAS LOGISTICS LL	14.03	0.196991940	2.76
FUEL/ POWER / ELECTRICAL	PILOT THOMAS LOGISTICS LL	119.04	0.196991940	23.45
FUEL/ POWER / ELECTRICAL	PILOT THOMAS LOGISTICS LL	41.50	0.196991940	8.18
GATHERING/TREATING/DEHYDRATION	NGL WATER SOLUTIONS PERM	2,400.00	0.196991940	472.78
LEASE & FACILITY	MEWBOURNE OIL COMPANY	181.25	0.196991940	35.71
LEASE & FACILITY MAINTENANCE	GARNER PUMP & SUPPLY INC	18.72	0.196991940	3.69
LEASE & FACILITY MAINTENANCE	GARNER PUMP & SUPPLY INC	11.12	0.196991940	2.19
LEASE & FACILITY MAINTENANCE	GARNER PUMP & SUPPLY INC	43.25	0.196991940	8.53
LEASE & FACILITY MAINTENANCE	GARNER PUMP & SUPPLY INC	2.34	0.196991940	0.46
LEASE & FACILITY MAINTENANCE	GARNER PUMP & SUPPLY INC	9.70	0.196991940	1.92

## MEWBOURNE OIL COMPANY

Page 20

SIANA OIL & GAS CO, LLC  
TOM M RAGSDALE  
400 N SAM HOUSTON PKWY EAST, STE 601  
HOUSTON, TX 77060

INVOICE NO.: 202103-16514  
INVOICE DATE: 3-31-2021  
OWNER: 035904-1  
BILLING FOR: March 2021

REFERENCE/DESCRIPTION OF CHARGES		GROSS CHARGES	WORKING INTEREST	NET CHARGE
LEASE & FACILITY MAINTENANCE	K&S OILFIELD SUPPLIES LLC	13.24	0.196991940	2.61
LEASE & FACILITY MAINTENANCE	MPS ENTERPRISES INC	733.26	0.196991940	144.45
LEASE & FACILITY MAINTENANCE	MPS ENTERPRISES INC	48.60	0.196991940	9.57
LEASE & FACILITY MAINTENANCE	MPS ENTERPRISES INC	39.30	0.196991940	7.74
LEASE & FACILITY MAINTENANCE	MPS ENTERPRISES INC	11.45	0.196991940	2.25
LEASE & FACILITY MAINTENANCE	MPS ENTERPRISES INC	53.19	0.196991940	10.48
LEASE & FACILITY MAINTENANCE	TURNCO ENTERPRISES LLC	17.86	0.196991940	3.52
LEASE & FACILITY MAINTENANCE	TURNCO ENTERPRISES LLC	17.86	0.196991940	3.52
LEASE & FACILITY MAINTENANCE	TURNCO ENTERPRISES LLC	21.43	0.196991940	4.22
LEASE & FACILITY MAINTENANCE	TURNCO ENTERPRISES LLC	10.72	0.196991940	2.11
LEASE & FACILITY MAINTENANCE	TURNCO ENTERPRISES LLC	27.60	0.196991940	5.44
LEASE & FACILITY MAINTENANCE	TURNCO ENTERPRISES LLC	54.00	0.196991940	10.64
LEASE & FACILITY MAINTENANCE	TURNCO ENTERPRISES LLC	71.76	0.196991940	14.13
LEASE & FACILITY MAINTENANCE	TRINITY OILFIELD SERVICES &	46.16	0.196991940	9.10
LEASE & FACILITY MAINTENANCE	EP&S LLC	46.34	0.196991940	9.13
LEASE & FACILITY MAINTENANCE	EP&S LLC	14.28	0.196991940	2.82
LEASE & FACILITY MAINTENANCE	LIMESTONE BASIN PROPERTIE	250.00	0.196991940	49.25
MISCELLANEOUS EQUIPMENT RENTAL	MEWBOURNE OIL COMPANY	219.52	0.196991940	43.24
OVERHEAD-FIXED RATE	MEWBOURNE OIL COMPANY	881.16	0.196991940	173.58
PRIME MOVER / PUMP MAINTENANCE	ODESSA PUMPS & EQUIPMENT	797.52	0.196991940	157.11
PRIME MOVER / PUMP MAINTENANCE	HR COMPRESSION & SERVICE	40.30	0.196991940	7.94
PRIME MOVER / PUMP MAINTENANCE	HR COMPRESSION & SERVICE	13.96	0.196991940	2.75
PROFESSIONAL SERVICES	RRC SURVEYING LLC	172.51	0.196991940	33.99
PUMPING	MEWBOURNE OIL COMPANY	850.00	0.196991940	167.44
PUMPING	MEWBOURNE OIL COMPANY	425.00	0.196991940	83.72
RENTAL SERVICES	KODIAK GAS SERVICES LLC	4,917.51	0.196991940	968.71
SALT WATER DISPOSAL	LIMESTONE BASIN PROPERTIE	7.38	0.196991940	1.46
Total Lease Operating Expense Cost		15,268.54		3,007.89

62958000-30 SUBTOTAL

15,268.54

3,007.89

PROPERTY 62958000 TOTAL

16,468.54

3,244.28

PROPERTY: 72076000 72076000-10 INLAND 26/23 B2OJ STATE COM 1H

Intangible Well Cost

EQUIPMENT RENTAL	MAN WELDING SERVICE	1,055.00	0.100000000	105.50
EQUIPMENT RENTAL	LA ENTERPRISE SERVICES INC	1,692.51	0.100000000	169.25
EQUIPMENT RENTAL	OIL PATCH GROUP INC	5,776.13	0.100000000	577.61
EQUIPMENT RENTAL	OIL PATCH GROUP INC	6,798.56	0.100000000	679.86
INSPECTION & REPAIR SERVICES	WELLBORE INTEGRITY SOLU	196.80	0.100000000	19.68
INSPECTION & REPAIR SERVICES	WELLBORE INTEGRITY SOLU	5,098.16	0.100000000	509.82
INSPECTION & REPAIR SERVICES	WELLBORE INTEGRITY SOLU	5,106.66	0.100000000	510.66
INTANGIBLE SUPPLIES	WELLBORE INTEGRITY SOLU	4,618.67	0.100000000	461.87
LOCATION / RESTORATION	DIAMONDBACK DISPOSAL SEI	3,253.08	0.100000000	325.31

## MEWBOURNE OIL COMPANY

Page 21

SIANA OIL & GAS CO, LLC  
TOM M RAGSDALE  
400 N SAM HOUSTON PKWY EAST, STE 601  
HOUSTON, TX 77060

INVOICE NO.: 202103-16514  
INVOICE DATE: 3-31-2021  
OWNER: 035904-1  
BILLING FOR: March 2021

REFERENCE/DESCRIPTION OF CHARGES		GROSS CHARGES	WORKING INTEREST	NET CHARGE
LOCATION / RESTORATION	DUKE OILFIELD SERVICES LLC	342.88	0.100000000	34.29
LOCATION / RESTORATION	DUKE OILFIELD SERVICES LLC	9,120.48	0.100000000	912.05
LOCATION / RESTORATION	R360 ENVIRONMENTAL SOLUT	822.90	0.100000000	82.29
LOCATION / RESTORATION	QATAR LLC	3,358.55	0.100000000	335.86
MUD / CHEMICAL / ADDITIVES	MEWBOURNE OIL COMPANY-I	12,634.44	0.100000000	1,263.44
TRANSPORTATION	L & R WELL SERVICE INC	1,017.20	0.100000000	101.72
WATER AND OTHER	DUKE OILFIELD SERVICES LLC	596.60	0.100000000	59.66
Total Intangible Well Cost Cost		61,488.62		6,148.87

## 72076000-10 SUBTOTAL

61,488.62

6,148.87

PROPERTY: 72076000 72076000-20 INLAND 26/23 B2OJ STATE COM 1H

## Intangible Well Cost

COMPANY SUPERVISION	MEWBOURNE OIL COMPANY	1,175.00	0.100000000	117.50
COMPANY SUPERVISION	MEWBOURNE OIL COMPANY	2,937.50	0.100000000	293.75
COMPANY SUPERVISION	MEWBOURNE OIL COMPANY	2,937.50	0.100000000	293.75
COMPANY SUPERVISION	MEWBOURNE OIL COMPANY	3,231.25	0.100000000	323.13
COMPANY SUPERVISION	MEWBOURNE OIL COMPANY	1,175.00	0.100000000	117.50
COMPANY SUPERVISION	MEWBOURNE OIL COMPANY	6,168.75	0.100000000	616.87
CONTRACT SERVICES & SUPERVISION	SDS PETROLEUM CONSULTAN	5,538.75	0.100000000	553.87
CONTRACT SERVICES & SUPERVISION	SDS PETROLEUM CONSULTAN	3,956.25	0.100000000	395.63
CONTRACT SERVICES & SUPERVISION	SDS PETROLEUM CONSULTAN	6,330.00	0.100000000	633.00
EQUIPMENT RENTAL	G&A FABRICATION LLC	567.68	0.100000000	56.77
EQUIPMENT RENTAL	G&A FABRICATION LLC	189.23	0.100000000	18.92
EQUIPMENT RENTAL	G&A FABRICATION LLC	94.62	0.100000000	9.46
FUEL	ROLFSON OIL LLC	230,618.94	0.100000000	23,061.89
HORIZONTAL DRILLOUT SERVICES	DIVINE WIRELINE SOLUTIONS	5,191.09	0.100000000	519.11
LOCATION / RESTORATION	DIVERSIFIED FIELD SERVICES	206.78	0.100000000	20.68
LOCATION / RESTORATION	DUKE OILFIELD SERVICES LLC	158.25	0.100000000	15.82
LOCATION / RESTORATION	DUKE OILFIELD SERVICES LLC	137.15	0.100000000	13.71
LOCATION / RESTORATION	DUKE OILFIELD SERVICES LLC	211.00	0.100000000	21.10
LOCATION / RESTORATION	LEA LAND LLC	259.74	0.100000000	25.97
LOCATION / RESTORATION	R360 ENVIRONMENTAL SOLUT	506.39	0.100000000	50.64
LOCATION / RESTORATION	R360 ENVIRONMENTAL SOLUT	319.66	0.100000000	31.96
LOCATION / RESTORATION	R360 ENVIRONMENTAL SOLUT	319.66	0.100000000	31.96
LOCATION / RESTORATION	AMERICAWEST ENERGY SERV	375.00	0.100000000	37.50
LOGGING & WIRELINE SERVICES	HALLIBURTON ENERGY SERV	30,093.70	0.100000000	3,009.37
LOGGING & WIRELINE SERVICES	RWLS LLC DBA RENEGADE SE	152,902.00	0.100000000	15,290.20
LOGGING & WIRELINE SERVICES	REPEAT PRECISION LLC	9,461.25	0.100000000	946.12
LOGGING & WIRELINE SERVICES	XTREME CRANE & RIGGING LI	5,430.00	0.100000000	543.00
OVERHEAD FIXED RATE	MEWBOURNE OIL COMPANY	6,923.36	0.100000000	692.34
REGULATORY PERMITS & SURVEYS	RRC SURVEYING LLC	1,113.30	0.100000000	111.33
REGULATORY PERMITS & SURVEYS	PRICE ENERGY CONSULTING I	1,750.00	0.100000000	175.00

## MEWBOURNE OIL COMPANY

SIANA OIL & GAS CO, LLC  
TOM M RAGSDALE  
400 N SAM HOUSTON PKWY EAST, STE 601  
HOUSTON, TX 77060

INVOICE NO.: 202103-16514  
INVOICE DATE: 3-31-2021  
OWNER: 035904-1  
BILLING FOR: March 2021

REFERENCE/DESCRIPTION OF CHARGES		GROSS CHARGES	WORKING INTEREST	NET CHARGE
STIMULATION	CUDD PRESSURE CONTROL IN	52,402.34	0.100000000	5,240.23
STIMULATION	BUTCH'S RAT HOLE & ANCHOR	76,619.38	0.100000000	7,661.94
STIMULATION	WELL FOAM INC	26,847.32	0.100000000	2,684.73
STIMULATION	UNIVERSAL PRESSURE PUMPE	882,180.07	0.100000000	88,218.01
STIMULATION RENTALS & OTHER	SWABCO INC	2,938.18	0.100000000	293.82
STIMULATION RENTALS & OTHER	L & E SERVICES LLC	1,158.50	0.100000000	115.85
STIMULATION RENTALS & OTHER	GUNS UP SERVICES	5,215.39	0.100000000	521.54
STIMULATION RENTALS & OTHER	OIL STATES ENERGY SERVICE	35,293.33	0.100000000	3,529.33
STIMULATION RENTALS & OTHER	TRINITY OILFIELD SERVICES &	5,052.82	0.100000000	505.28
WATER AND OTHER	NOVA TRUCKING LLC	342.87	0.100000000	34.28
WATER AND OTHER	JES ENERGY LLC	553.87	0.100000000	55.39
WELDING / CONSTRUCTION / MAINT. SERVICES	MEWBOURNE OIL COMPANY	4,893.75	0.100000000	489.37
Total Intangible Well Cost Cost		1,573,776.62		157,377.62
<u>Tangible Well Cost</u>				
TUBING HEAD & UPPER SECTION	DIVINE WIRELINE SOLUTIONS	11,107.86	0.100000000	1,110.79
Total Tangible Well Cost Cost		11,107.86		1,110.79
<u>Equipment Beyond Wellhead</u>				
AUTOMATION METERING EQUIPMENT	INGRAM PROFESSIONAL SERV	6,967.49	0.100000000	696.75
AUTOMATION METERING EQUIPMENT	INGRAM PROFESSIONAL SERV	24,323.93	0.100000000	2,432.39
AUTOMATION METERING EQUIPMENT	TANKLOGIX LLC	384.19	0.100000000	38.42
ELECTRICAL INSTALLATIONS	INGRAM PROFESSIONAL SERV	17,605.66	0.100000000	1,760.57
FITTINGS / VALVES & ACCESSORIES	JET SPECIALTY & SUPPLY INC	117,452.81	0.100000000	11,745.28
FITTINGS / VALVES & ACCESSORIES	JET SPECIALTY & SUPPLY INC	1,640.00	0.100000000	164.00
FITTINGS / VALVES & ACCESSORIES	JET SPECIALTY & SUPPLY INC	99.96	0.100000000	10.00
FITTINGS / VALVES & ACCESSORIES	JET SPECIALTY & SUPPLY INC	498.11	0.100000000	49.81
FITTINGS / VALVES & ACCESSORIES	JET SPECIALTY & SUPPLY INC	71.43	0.100000000	7.14
FITTINGS / VALVES & ACCESSORIES	CUSTOM WELDING OF HOBBS	2,128.18	0.100000000	212.82
FITTINGS / VALVES & ACCESSORIES	GARNER PUMP & SUPPLY INC	47.13	0.100000000	4.71
FITTINGS / VALVES & ACCESSORIES	GARNER PUMP & SUPPLY INC	157.62	0.100000000	15.76
FITTINGS / VALVES & ACCESSORIES	K&S OILFIELD SUPPLIES LLC	281.24	0.100000000	28.12
FITTINGS / VALVES & ACCESSORIES	MPS ENTERPRISES INC	1,795.10	0.100000000	179.51
FITTINGS / VALVES & ACCESSORIES	EP&S LLC	44.69	0.100000000	4.47
PRODUCTION EQUIP INSTALLATION	DIVERSIFIED FIELD SERVICES	1,292.37	0.100000000	129.24
PRODUCTION EQUIP INSTALLATION	DIVERSIFIED FIELD SERVICES	3,186.10	0.100000000	318.61
PRODUCTION EQUIP INSTALLATION	DIVERSIFIED FIELD SERVICES	3,650.30	0.100000000	365.03
PRODUCTION EQUIP INSTALLATION	DIVERSIFIED FIELD SERVICES	1,055.00	0.100000000	105.50
PRODUCTION EQUIP INSTALLATION	G&A FABRICATION LLC	1,329.84	0.100000000	132.98
PRODUCTION EQUIP INSTALLATION	G&A FABRICATION LLC	1,908.03	0.100000000	190.80
PRODUCTION EQUIP INSTALLATION	G&A FABRICATION LLC	1,918.54	0.100000000	191.85
PRODUCTION EQUIP INSTALLATION	G&A FABRICATION LLC	3,064.41	0.100000000	306.44
PRODUCTION EQUIP INSTALLATION	G&A FABRICATION LLC	2,725.39	0.100000000	272.54
PRODUCTION EQUIP INSTALLATION	G&A FABRICATION LLC	2,717.50	0.100000000	271.75



## MEWBOURNE OIL COMPANY

SIANA OIL & GAS CO, LLC  
TOM M RAGSDALE  
400 N SAM HOUSTON PKWY EAST, STE 601  
HOUSTON, TX 77060

INVOICE NO.: 202103-16514  
INVOICE DATE: 3-31-2021  
OWNER: 035904-1  
BILLING FOR: March 2021

REFERENCE/DESCRIPTION OF CHARGES		GROSS CHARGES	WORKING INTEREST	NET CHARGE
PRODUCTION EQUIP INSTALLATION	G&A FABRICATION LLC	7,639.96	0.100000000	764.00
PRODUCTION EQUIP INSTALLATION	G&A FABRICATION LLC	1,387.66	0.100000000	138.77
PRODUCTION EQUIP INSTALLATION	G&A FABRICATION LLC	2,890.96	0.100000000	289.10
PRODUCTION EQUIP INSTALLATION	G&A FABRICATION LLC	1,965.85	0.100000000	196.58
PRODUCTION EQUIP INSTALLATION	G&A FABRICATION LLC	2,890.96	0.100000000	289.10
PRODUCTION EQUIP INSTALLATION	G&A FABRICATION LLC	925.11	0.100000000	92.51
PRODUCTION EQUIP INSTALLATION	G&A FABRICATION LLC	2,081.49	0.100000000	208.15
PRODUCTION EQUIP INSTALLATION	G&A FABRICATION LLC	2,081.49	0.100000000	208.15
PRODUCTION EQUIP INSTALLATION	G&A FABRICATION LLC	2,370.58	0.100000000	237.06
PRODUCTION EQUIP INSTALLATION	G&A FABRICATION LLC	3,700.38	0.100000000	370.04
PRODUCTION EQUIP INSTALLATION	G&A FABRICATION LLC	1,445.46	0.100000000	144.54
PRODUCTION EQUIP INSTALLATION	G&A FABRICATION LLC	2,544.04	0.100000000	254.40
PRODUCTION EQUIP INSTALLATION	G&A FABRICATION LLC	4,741.12	0.100000000	474.11
PRODUCTION EQUIP INSTALLATION	G&A FABRICATION LLC	2,312.77	0.100000000	231.28
PRODUCTION EQUIP INSTALLATION	TURNCO ENTERPRISES LLC	1,163.50	0.100000000	116.35
PRODUCTION EQUIP INSTALLATION	TURNCO ENTERPRISES LLC	150.00	0.100000000	15.00
PRODUCTION EQUIP INSTALLATION	TURNCO ENTERPRISES LLC	300.00	0.100000000	30.00
PRODUCTION EQUIP INSTALLATION	TURNCO ENTERPRISES LLC	250.00	0.100000000	25.00
PRODUCTION EQUIP INSTALLATION	TURNCO ENTERPRISES LLC	300.00	0.100000000	30.00
PRODUCTION EQUIP INSTALLATION	TURNCO ENTERPRISES LLC	250.00	0.100000000	25.00
PRODUCTION EQUIP INSTALLATION	TURNCO ENTERPRISES LLC	200.00	0.100000000	20.00
PRODUCTION EQUIP INSTALLATION	LIBERTY LIFT SOLUTIONS LLC	1,287.10	0.100000000	128.71
PRODUCTION EQUIP INSTALLATION	LIBERTY LIFT SOLUTIONS LLC	1,930.65	0.100000000	193.07
SERVICE PUMPS	ODESSA PUMPS & EQUIPMENT	7,177.80	0.100000000	717.78
Total Equipment Beyond Wellhead Cost		248,331.90		24,833.19

72076000-20 SUBTOTAL

1,833,216.38

183,321.60

PROPERTY: 72076000 72076000-30 INLAND 26/23 B2OJ STATE COM 1H

Lease Operating Expense

CONTRACT SUPERVISION	PACE OILFIELD SERVICES INC	4,909.34	0.100000000	490.93
LEASE & FACILITY	MEWBOURNE OIL COMPANY	362.50	0.100000000	36.25
LEASE & FACILITY	MEWBOURNE OIL COMPANY	181.25	0.100000000	18.12
LEASE & FACILITY	MEWBOURNE OIL COMPANY	725.00	0.100000000	72.50
LEASE & FACILITY	MEWBOURNE OIL COMPANY	725.00	0.100000000	72.50
LEASE & FACILITY MAINTENANCE	K&S OILFIELD SUPPLIES LLC	72.96	0.100000000	7.30
LEASE & FACILITY MAINTENANCE	K&S OILFIELD SUPPLIES LLC	119.43	0.100000000	11.94
LEASE & FACILITY MAINTENANCE	TURNCO ENTERPRISES LLC	350.00	0.100000000	35.00
LEASE & FACILITY MAINTENANCE	TURNCO ENTERPRISES LLC	350.00	0.100000000	35.00
LEASE & FACILITY MAINTENANCE	TURNCO ENTERPRISES LLC	600.00	0.100000000	60.00
OVERHEAD-FIXED RATE	MEWBOURNE OIL COMPANY	881.16	0.100000000	88.12
PRIME MOVER / PUMP MAINTENANCE	HR COMPRESSION & SERVICES	200.27	0.100000000	20.03
PUMPING	MEWBOURNE OIL COMPANY	850.00	0.100000000	85.00

## MEWBOURNE OIL COMPANY

Page 24

SIANA OIL & GAS CO, LLC  
TOM M RAGSDALE  
400 N SAM HOUSTON PKWY EAST, STE 601  
HOUSTON, TX 77060

INVOICE NO.: 202103-16514  
INVOICE DATE: 3-31-2021  
OWNER: 035904-1  
BILLING FOR: March 2021

REFERENCE/DESCRIPTION OF CHARGES		GROSS CHARGES	WORKING INTEREST	NET CHARGE
PUMPING	MEWBOURNE OIL COMPANY	850.00	0.100000000	85.00
SALT WATER DISPOSAL	NGL WATER SOLUTIONS PERM	264.89	0.100000000	26.49
SALT WATER DISPOSAL	QATAR LLC	1,259.45	0.100000000	125.95
WELL EQUIPMENT-SURFACE	K&S OILFIELD SUPPLIES LLC	2,416.41	0.100000000	241.64
Total Lease Operating Expense Cost		15,117.66		1,511.77

72076000-30 SUBTOTAL

15,117.66

1,511.77

PROPERTY 72076000 TOTAL

1,909,822.66

190,982.24

72076000PREPAYMENTS

-190,982.24

PROPERTY: 72185000 72185000-20 CREEDENCE 21/16 W0FC ST COM 4H

Intangible Well Cost

LOGGING & WIRELINE SERVICES	RWLS LLC DBA RENEGADE SE	228,471.94	0.006363620	1,453.91
Total Intangible Well Cost Cost		228,471.94		1,453.91

Equipment Beyond Wellhead

AUTOMATION METERING EQUIPMENT	CONTROL EQUIPMENT INC	2,858.80	0.006363620	18.19
AUTOMATION METERING EQUIPMENT	INGRAM PROFESSIONAL SERV	1,201.55	0.006363620	7.65
AUTOMATION METERING EQUIPMENT	TRINITY OILFIELD SERVICES &	241.06	0.006363620	1.53
ELECTRICAL INSTALLATIONS	INGRAM PROFESSIONAL SERV	5,135.98	0.006363620	32.68
ELECTRICAL INSTALLATIONS	INGRAM PROFESSIONAL SERV	554.22	0.006363620	3.53
FITTINGS / VALVES & ACCESSORIES	KEYSTONE PUMP & SUPPLY LI	935.37	0.006363620	5.95
PRODUCTION EQUIP INSTALLATION	JUSTIN WILSON	352.28	0.006363620	2.24
PRODUCTION EQUIP INSTALLATION	TRINITY OILFIELD SERVICES &	397.35	0.006363620	2.53
PRODUCTION EQUIP INSTALLATION	TRINITY OILFIELD SERVICES &	445.03	0.006363620	2.83
Total Equipment Beyond Wellhead Cost		12,121.64		77.13

72185000-20 SUBTOTAL

240,593.58

1,531.04

PROPERTY: 72185000 72185000-30 CREEDENCE 21/16 W0FC ST COM 4H

Lease Operating Expense

AUTOMATION MAINTENANCE	AMERICAN MILLENNIUM COR	6.43	0.006363620	0.04
AUTOMATION MAINTENANCE	TANKLOGIX LLC	164.43	0.006363620	1.05
AUTOMATION MAINTENANCE	TANKLOGIX LLC	500.48	0.006363620	3.19
CHEMICALS-CORROSION TREATING	T&J VALVE	84.07	0.006363620	0.53
CHEMICALS-CORROSION TREATING	IMPERATIVE CHEMICAL PART	625.03	0.006363620	3.98
CHEMICALS-CORROSION TREATING	IMPERATIVE CHEMICAL PART	312.48	0.006363620	1.99
CHEMICALS-WATER TREATING	INGRAM PROFESSIONAL SERV	593.11	0.006363620	3.77
CHEMICALS-WATER TREATING	TANKLOGIX LLC	659.60	0.006363620	4.20
CHEMICALS-WATER TREATING	EPDI	2,229.93	0.006363620	14.19
CHEMICALS-WATER TREATING	EPDI	817.26	0.006363620	5.20
CHEMICALS-WATER TREATING	EPDI	2,514.91	0.006363620	16.00
COMPANY SUPERVISION	MEWBOURNE OIL COMPANY	293.75	0.006363620	1.87
COMPANY SUPERVISION	MEWBOURNE OIL COMPANY	1,468.75	0.006363620	9.35
COMPANY SUPERVISION	MEWBOURNE OIL COMPANY	1,175.00	0.006363620	7.48

## MEWBOURNE OIL COMPANY

SIANA OIL & GAS CO, LLC  
TOM M RAGSDALE  
400 N SAM HOUSTON PKWY EAST, STE 601  
HOUSTON, TX 77060

INVOICE NO.: 202103-16514  
INVOICE DATE: 3-31-2021  
OWNER: 035904-1  
BILLING FOR: March 2021

REFERENCE/DESCRIPTION OF CHARGES		GROSS CHARGES	WORKING INTEREST	NET CHARGE
COMPRESSOR MAINTENANCE	GAS WELL SERVICES INC	132.74	0.006363620	0.84
CONTRACT SUPERVISION	TURNCO ENTERPRISES LLC	1,511.25	0.006363620	9.62
CONTRACT SUPERVISION	TURNCO ENTERPRISES LLC	1,601.25	0.006363620	10.19
CONTRACT SUPERVISION	TURNCO ENTERPRISES LLC	1,685.25	0.006363620	10.72
CONTRACT SUPERVISION	TURNCO ENTERPRISES LLC	1,601.25	0.006363620	10.19
CONTRACT SUPERVISION	TURNCO ENTERPRISES LLC	66.25	0.006363620	0.42
CONTRACT SUPERVISION	TURNCO ENTERPRISES LLC	66.25	0.006363620	0.42
CONTRACT SUPERVISION	TURNCO ENTERPRISES LLC	1,486.87	0.006363620	9.46
CONTRACT SUPERVISION	TURNCO ENTERPRISES LLC	114.37	0.006363620	0.73
CONTRACT SUPERVISION	TURNCO ENTERPRISES LLC	1,685.25	0.006363620	10.72
CONTRACT SUPERVISION	TURNCO ENTERPRISES LLC	1,601.25	0.006363620	10.19
CONTRACT SUPERVISION	TURNCO ENTERPRISES LLC	1,601.25	0.006363620	10.19
CONTRACT SUPERVISION	TURNCO ENTERPRISES LLC	1,611.25	0.006363620	10.25
CONTRACT SUPERVISION	TURNCO ENTERPRISES LLC	1,601.25	0.006363620	10.19
CONTRACT SUPERVISION	D&H TRUCKING	418.01	0.006363620	2.66
CONTRACT SUPERVISION	D&H TRUCKING	418.01	0.006363620	2.66
EMISSIONS CONTROL EQUIPMENT MAINTENANCE	JUSTIN WILSON	50.32	0.006363620	0.32
EMISSIONS CONTROL EQUIPMENT MAINTENANCE	VAPROX LLC	133.39	0.006363620	0.85
EMISSIONS CONTROL EQUIPMENT MAINTENANCE	AUTOMATED WELLHEAD COM	80.54	0.006363620	0.51
EMISSIONS CONTROL EQUIPMENT MAINTENANCE	AUTOMATED WELLHEAD COM	32.06	0.006363620	0.20
EMISSIONS CONTROL EQUIPMENT MAINTENANCE	AUTOMATED WELLHEAD COM	42.39	0.006363620	0.27
EMISSIONS CONTROL EQUIPMENT MAINTENANCE	AUTOMATED WELLHEAD COM	79.48	0.006363620	0.51
EMISSIONS CONTROL EQUIPMENT MAINTENANCE	AUTOMATED WELLHEAD COM	109.94	0.006363620	0.70
EMISSIONS CONTROL EQUIPMENT MAINTENANCE	AUTOMATED WELLHEAD COM	208.16	0.006363620	1.32
EMISSIONS CONTROL EQUIPMENT MAINTENANCE	AUTOMATED WELLHEAD COM	84.78	0.006363620	0.54
GATHERING/TREATING/DEHYDRATION	GAS WELL SERVICES INC	143.94	0.006363620	0.92
GATHERING/TREATING/DEHYDRATION	GAS WELL SERVICES INC	77.51	0.006363620	0.49
LEASE & FACILITY	MEWBOURNE OIL COMPANY	362.50	0.006363620	2.31
LEASE & FACILITY	MEWBOURNE OIL COMPANY	362.50	0.006363620	2.31
LEASE & FACILITY	MEWBOURNE OIL COMPANY	181.25	0.006363620	1.15
LEASE & FACILITY	MEWBOURNE OIL COMPANY	725.00	0.006363620	4.61
LEASE & FACILITY MAINTENANCE	KEYSTONE PUMP & SUPPLY LI	337.82	0.006363620	2.15
LEASE & FACILITY MAINTENANCE	KEYSTONE PUMP & SUPPLY LI	685.59	0.006363620	4.36
LEASE & FACILITY MAINTENANCE	KEYSTONE PUMP & SUPPLY LI	260.06	0.006363620	1.66
LEASE & FACILITY MAINTENANCE	KEYSTONE PUMP & SUPPLY LI	64.02	0.006363620	0.41
LEASE & FACILITY MAINTENANCE	STANDARD OIL FIELD SUPPLY	18.06	0.006363620	0.11
LEASE & FACILITY MAINTENANCE	JUSTIN WILSON	153.63	0.006363620	0.98
LEASE & FACILITY MAINTENANCE	TURNCO ENTERPRISES LLC	66.25	0.006363620	0.42
LEASE & FACILITY MAINTENANCE	QATAR LLC	96.20	0.006363620	0.61
MISCELLANEOUS EQUIPMENT RENTAL	MEWBOURNE OIL COMPANY	5,600.00	0.006363620	35.64
OVERHEAD-FIXED RATE	MEWBOURNE OIL COMPANY	800.00	0.006363620	5.09
PUMPING	MEWBOURNE OIL COMPANY	850.00	0.006363620	5.41

## MEWBOURNE OIL COMPANY

SIANA OIL & GAS CO, LLC  
TOM M RAGSDALE  
400 N SAM HOUSTON PKWY EAST, STE 601  
HOUSTON, TX 77060

INVOICE NO.: 202103-16514  
INVOICE DATE: 3-31-2021  
OWNER: 035904-1  
BILLING FOR: March 2021

REFERENCE/DESCRIPTION OF CHARGES		GROSS CHARGES	WORKING INTEREST	NET CHARGE
PUMPING	MEWBOURNE OIL COMPANY	850.00	0.006363620	5.41
RENTAL SERVICES	TFH LTD CO	224.31	0.006363620	1.43
RENTAL SERVICES	TFH LTD CO	88.12	0.006363620	0.56
RENTAL SERVICES	KODIAK GAS SERVICES LLC	3,715.83	0.006363620	23.65
SALT WATER DISPOSAL	MEWBOURNE OIL COMPANY	37,310.14	0.006363620	237.43
Total Lease Operating Expense Cost		82,440.77		524.62
<b>72185000-30 SUBTOTAL</b>		<b>82,440.77</b>	<b>524.62</b>	
<b>PROPERTY 72185000 TOTAL</b>		<b>323,034.35</b>	<b>2,055.66</b>	
<b>72185000PREPAYMENTS</b>				<b>-2,055.66</b>
<b>PROPERTY: 72186000 72186000-20 CREEDENCE 21/16 WIFC ST COM 3H</b>				
<u>Equipment Beyond Wellhead</u>				
AUTOMATION METERING EQUIPMENT	CONTROL EQUIPMENT INC	2,858.79	0.006363620	18.19
AUTOMATION METERING EQUIPMENT	INGRAM PROFESSIONAL SERV	1,201.49	0.006363620	7.65
AUTOMATION METERING EQUIPMENT	TRINITY OILFIELD SERVICES &	241.05	0.006363620	1.53
ELECTRICAL INSTALLATIONS	INGRAM PROFESSIONAL SERV	5,135.90	0.006363620	32.68
ELECTRICAL INSTALLATIONS	INGRAM PROFESSIONAL SERV	554.19	0.006363620	3.53
FITTINGS / VALVES & ACCESSORIES	KEYSTONE PUMP & SUPPLY LI	935.35	0.006363620	5.95
PRODUCTION EQUIP INSTALLATION	JUSTIN WILSON	352.27	0.006363620	2.24
PRODUCTION EQUIP INSTALLATION	TRINITY OILFIELD SERVICES &	397.34	0.006363620	2.53
PRODUCTION EQUIP INSTALLATION	TRINITY OILFIELD SERVICES &	445.02	0.006363620	2.83
Total Equipment Beyond Wellhead Cost		12,121.40		77.13
<b>72186000-20 SUBTOTAL</b>		<b>12,121.40</b>	<b>77.13</b>	
<b>PROPERTY: 72186000 72186000-30 CREEDENCE 21/16 WIFC ST COM 3H</b>				
<u>Lease Operating Expense</u>				
AUTOMATION MAINTENANCE	AMERICAN MILLENNIUM COR	6.42	0.006363620	0.04
AUTOMATION MAINTENANCE	TANKLOGIX LLC	164.43	0.006363620	1.05
AUTOMATION MAINTENANCE	TANKLOGIX LLC	500.39	0.006363620	3.19
CHEMICALS-CORROSION TREATING	T&J VALVE	84.08	0.006363620	0.53
CHEMICALS-CORROSION TREATING	IMPERATIVE CHEMICAL PART	625.03	0.006363620	3.98
CHEMICALS-CORROSION TREATING	IMPERATIVE CHEMICAL PART	312.52	0.006363620	1.99
CHEMICALS-WATER TREATING	INGRAM PROFESSIONAL SERV	593.08	0.006363620	3.77
CHEMICALS-WATER TREATING	TANKLOGIX LLC	659.46	0.006363620	4.20
CHEMICALS-WATER TREATING	EPDI	2,229.91	0.006363620	14.19
CHEMICALS-WATER TREATING	EPDI	817.25	0.006363620	5.20
CHEMICALS-WATER TREATING	EPDI	2,514.89	0.006363620	16.00
COMPANY SUPERVISION	MEWBOURNE OIL COMPANY	293.75	0.006363620	1.87
COMPANY SUPERVISION	MEWBOURNE OIL COMPANY	881.25	0.006363620	5.61
COMPRESSOR MAINTENANCE	GAS WELL SERVICES INC	132.65	0.006363620	0.84
CONTRACT SUPERVISION	TURNCO ENTERPRISES LLC	1,511.25	0.006363620	9.62
CONTRACT SUPERVISION	TURNCO ENTERPRISES LLC	1,601.25	0.006363620	10.19

## MEWBOURNE OIL COMPANY

SIANA OIL & GAS CO, LLC  
TOM M RAGSDALE  
400 N SAM HOUSTON PKWY EAST, STE 601  
HOUSTON, TX 77060

INVOICE NO.: 202103-16514  
INVOICE DATE: 3-31-2021  
OWNER: 035904-1  
BILLING FOR: March 2021

REFERENCE/DESCRIPTION OF CHARGES		GROSS CHARGES	WORKING INTEREST	NET CHARGE
CONTRACT SUPERVISION	TURNCO ENTERPRISES LLC	1,685.25	0.006363620	10.72
CONTRACT SUPERVISION	TURNCO ENTERPRISES LLC	1,601.25	0.006363620	10.19
CONTRACT SUPERVISION	TURNCO ENTERPRISES LLC	66.25	0.006363620	0.42
CONTRACT SUPERVISION	TURNCO ENTERPRISES LLC	66.25	0.006363620	0.42
CONTRACT SUPERVISION	TURNCO ENTERPRISES LLC	1,486.88	0.006363620	9.46
CONTRACT SUPERVISION	TURNCO ENTERPRISES LLC	114.38	0.006363620	0.73
CONTRACT SUPERVISION	TURNCO ENTERPRISES LLC	1,685.25	0.006363620	10.72
CONTRACT SUPERVISION	TURNCO ENTERPRISES LLC	1,601.25	0.006363620	10.19
CONTRACT SUPERVISION	TURNCO ENTERPRISES LLC	1,601.25	0.006363620	10.19
CONTRACT SUPERVISION	TURNCO ENTERPRISES LLC	1,611.25	0.006363620	10.25
CONTRACT SUPERVISION	TURNCO ENTERPRISES LLC	1,601.25	0.006363620	10.19
CONTRACT SUPERVISION	D&H TRUCKING	418.02	0.006363620	2.66
CONTRACT SUPERVISION	D&H TRUCKING	418.02	0.006363620	2.66
EMISSIONS CONTROL EQUIPMENT MAINTENANCE	JUSTIN WILSON	50.33	0.006363620	0.32
EMISSIONS CONTROL EQUIPMENT MAINTENANCE	VAPROX LLC	133.38	0.006363620	0.85
EMISSIONS CONTROL EQUIPMENT MAINTENANCE	AUTOMATED WELLHEAD COM	80.52	0.006363620	0.51
EMISSIONS CONTROL EQUIPMENT MAINTENANCE	AUTOMATED WELLHEAD COM	32.04	0.006363620	0.20
EMISSIONS CONTROL EQUIPMENT MAINTENANCE	AUTOMATED WELLHEAD COM	42.37	0.006363620	0.27
EMISSIONS CONTROL EQUIPMENT MAINTENANCE	AUTOMATED WELLHEAD COM	79.46	0.006363620	0.51
EMISSIONS CONTROL EQUIPMENT MAINTENANCE	AUTOMATED WELLHEAD COM	109.93	0.006363620	0.70
EMISSIONS CONTROL EQUIPMENT MAINTENANCE	AUTOMATED WELLHEAD COM	208.13	0.006363620	1.32
EMISSIONS CONTROL EQUIPMENT MAINTENANCE	AUTOMATED WELLHEAD COM	84.76	0.006363620	0.54
GATHERING/TREATING/DEHYDRATION	GAS WELL SERVICES INC	143.95	0.006363620	0.92
GATHERING/TREATING/DEHYDRATION	GAS WELL SERVICES INC	77.51	0.006363620	0.49
LEASE & FACILITY	MEWBOURNE OIL COMPANY	362.50	0.006363620	2.31
LEASE & FACILITY	MEWBOURNE OIL COMPANY	362.50	0.006363620	2.31
LEASE & FACILITY	MEWBOURNE OIL COMPANY	239.25	0.006363620	1.52
LEASE & FACILITY MAINTENANCE	KEYSTONE PUMP & SUPPLY LI	337.83	0.006363620	2.15
LEASE & FACILITY MAINTENANCE	KEYSTONE PUMP & SUPPLY LI	685.65	0.006363620	4.36
LEASE & FACILITY MAINTENANCE	KEYSTONE PUMP & SUPPLY LI	260.03	0.006363620	1.65
LEASE & FACILITY MAINTENANCE	KEYSTONE PUMP & SUPPLY LI	64.04	0.006363620	0.41
LEASE & FACILITY MAINTENANCE	JUSTIN WILSON	153.63	0.006363620	0.98
LEASE & FACILITY MAINTENANCE	TURNCO ENTERPRISES LLC	66.25	0.006363620	0.42
LEASE & FACILITY MAINTENANCE	QATAR LLC	96.21	0.006363620	0.61
MISCELLANEOUS EQUIPMENT RENTAL	MEWBOURNE OIL COMPANY	5,600.00	0.006363620	35.64
OVERHEAD-FIXED RATE	MEWBOURNE OIL COMPANY	800.00	0.006363620	5.09
PUMPING	MEWBOURNE OIL COMPANY	850.00	0.006363620	5.41
PUMPING	MEWBOURNE OIL COMPANY	850.00	0.006363620	5.41
RENTAL SERVICES	TFH LTD CO	224.30	0.006363620	1.43
RENTAL SERVICES	TFH LTD CO	88.12	0.006363620	0.56
RENTAL SERVICES	KODIAK GAS SERVICES LLC	3,715.82	0.006363620	23.65
SALT WATER DISPOSAL	MEWBOURNE OIL COMPANY	37,355.58	0.006363620	237.72



## MEWBOURNE OIL COMPANY

Page 28

SIANA OIL & GAS CO, LLC  
TOM M RAGSDALE  
400 N SAM HOUSTON PKWY EAST, STE 601  
HOUSTON, TX 77060

INVOICE NO.: 202103-16514  
INVOICE DATE: 3-31-2021  
OWNER: 035904-1  
BILLING FOR: March 2021

REFERENCE/DESCRIPTION OF CHARGES	GROSS CHARGES	WORKING INTEREST	NET CHARGE
Total Lease Operating Expense Cost	80,038.25		509.33
<b>72186000-30 SUBTOTAL</b>	<b>80,038.25</b>	<b>509.33</b>	
<b>PROPERTY 72186000 TOTAL</b>	<b>92,159.65</b>	<b>586.46</b>	
<b>72186000PREPAYMENTS</b>			<b>-586.46</b>
<b>PROPERTY: 72310000 72310000-10 IBEX 15/10 B1PA FED COM 2H</b>			
<u>Intangible Well Cost</u>			
LOCATION / RESTORATION SYNERGY CLEANING SOLUTIC	1,567.50	0.000539020	0.84
Total Intangible Well Cost Cost	1,567.50		0.84
<b>72310000-10 SUBTOTAL</b>	<b>1,567.50</b>	<b>0.84</b>	
<b>PROPERTY: 72310000 72310000-20 IBEX 15/10 B1PA FED COM 2H</b>			
<u>Intangible Well Cost</u>			
COMPANY SUPERVISION MEWBOURNE OIL COMPANY	1,175.00	0.000539020	0.63
PIPELINE INTERCONNECT / ROW / EASEMENTS STATE OF NEW MEXICO	-16,413.38	0.000539020	-8.85
PIPELINE INTERCONNECT / ROW / EASEMENTS BOONE ARCHAEOLOGICAL RE	821.80	0.000539020	0.44
PIPELINE INTERCONNECT / ROW / EASEMENTS NGL WATER SOLUTIONS PERM	17,920.00	0.000539020	9.66
REGULATORY PERMITS & SURVEYS RRC SURVEYING LLC	967.96	0.000539020	0.52
REGULATORY PERMITS & SURVEYS RRC SURVEYING LLC	1,155.97	0.000539020	0.62
REGULATORY PERMITS & SURVEYS RRC SURVEYING LLC	517.54	0.000539020	0.28
STIMULATION RENTALS & OTHER GUNS UP SERVICES	1,327.99	0.000539020	0.72
Total Intangible Well Cost Cost	7,472.88		4.02
<u>Tangible Well Cost</u>			
TUBING HEAD & UPPER SECTION VANZANDT CONTROLS, LLC	6,296.00	0.000539020	3.39
Total Tangible Well Cost Cost	6,296.00		3.39
<u>Equipment Beyond Wellhead</u>			
AUTOMATION METERING EQUIPMENT MEWBOURNE OIL COMPANY	5,842.80	0.000539020	3.15
AUTOMATION METERING EQUIPMENT TANKLOGIX LLC	1,199.99	0.000539020	0.65
ELECTRICAL INSTALLATIONS INGRAM PROFESSIONAL SERV	4,636.87	0.000539020	2.50
LINE PIPE & VALVES - GATHERING MEWBOURNE OIL COMPANY	2,151.50	0.000539020	1.16
PIPE LINE CONSTRUCTION MPS ENTERPRISES INC	28,000.00	0.000539020	15.09
Total Equipment Beyond Wellhead Cost	41,831.16		22.55
<b>72310000-20 SUBTOTAL</b>	<b>55,600.04</b>	<b>29.96</b>	
<b>PROPERTY: 72310000 72310000-30 IBEX 15/10 B1PA FED COM 2H</b>			
<u>Lease Operating Expense</u>			
AUTOMATION MAINTENANCE TANKLOGIX LLC	126.20	0.000539020	0.06
AUTOMATION MAINTENANCE TANKLOGIX LLC	130.74	0.000539020	0.07
AUTOMATION MAINTENANCE TANKLOGIX LLC	130.74	0.000539020	0.07
AUTOMATION MAINTENANCE TANKLOGIX LLC	2,572.36	0.000539020	1.39
AUTOMATION MAINTENANCE TANKLOGIX LLC	9.79	0.000539020	0.00
AUTOMATION MAINTENANCE TANKLOGIX LLC	13.14	0.000539020	0.01

## MEWBOURNE OIL COMPANY

SIANA OIL & GAS CO, LLC  
TOM M RAGSDALE  
400 N SAM HOUSTON PKWY EAST, STE 601  
HOUSTON, TX 77060

INVOICE NO.: 202103-16514  
INVOICE DATE: 3-31-2021  
OWNER: 035904-1  
BILLING FOR: March 2021

REFERENCE/DESCRIPTION OF CHARGES		GROSS CHARGES	WORKING INTEREST	NET CHARGE
AUTOMATION MAINTENANCE	TANKLOGIX LLC	6.04	0.000539020	0.00
AUTOMATION MAINTENANCE	TANKLOGIX LLC	65.77	0.000539020	0.03
CHEMICALS-WATER TREATING	EPDI	5,850.55	0.000539020	3.15
CHEMICALS-WATER TREATING	EPDI	1,597.65	0.000539020	0.86
CHEMICALS-WATER TREATING	EPDI	3,139.04	0.000539020	1.69
COMPANY SUPERVISION	MEWBOURNE OIL COMPANY	1,175.00	0.000539020	0.63
COMPANY SUPERVISION	MEWBOURNE OIL COMPANY	1,175.00	0.000539020	0.63
COMPANY SUPERVISION	MEWBOURNE OIL COMPANY	1,762.50	0.000539020	0.95
COMPANY SUPERVISION	MEWBOURNE OIL COMPANY	681.50	0.000539020	0.37
COMPANY SUPERVISION	MEWBOURNE OIL COMPANY	587.50	0.000539020	0.32
COMPANY SUPERVISION	MEWBOURNE OIL COMPANY	1,175.00	0.000539020	0.63
CONTRACT SUPERVISION	SUNDOWN ENVIRO LLC	55,965.00	0.000539020	30.17
EMISSIONS CONTROL EQUIPMENT MAINTENANCE	G&A FABRICATION LLC	241.99	0.000539020	0.13
EMISSIONS CONTROL EQUIPMENT MAINTENANCE	AUTOMATED WELLHEAD COM	758.48	0.000539020	0.41
FUEL/ POWER / ELECTRICAL	XCEL ENERGY	1,916.58	0.000539020	1.04
FUEL/ POWER / ELECTRICAL	PILOT THOMAS LOGISTICS LL	101.54	0.000539020	0.05
FUEL/ POWER / ELECTRICAL	PILOT THOMAS LOGISTICS LL	861.43	0.000539020	0.46
FUEL/ POWER / ELECTRICAL	PILOT THOMAS LOGISTICS LL	300.43	0.000539020	0.16
LEASE & FACILITY	MEWBOURNE OIL COMPANY	1,450.00	0.000539020	0.78
LEASE & FACILITY MAINTENANCE	GARNER PUMP & SUPPLY INC	18.70	0.000539020	0.01
LEASE & FACILITY MAINTENANCE	GARNER PUMP & SUPPLY INC	188.62	0.000539020	0.11
LEASE & FACILITY MAINTENANCE	GARNER PUMP & SUPPLY INC	11.11	0.000539020	0.01
LEASE & FACILITY MAINTENANCE	GARNER PUMP & SUPPLY INC	43.25	0.000539020	0.02
LEASE & FACILITY MAINTENANCE	GARNER PUMP & SUPPLY INC	2.32	0.000539020	0.00
LEASE & FACILITY MAINTENANCE	GARNER PUMP & SUPPLY INC	72.35	0.000539020	0.04
LEASE & FACILITY MAINTENANCE	K&S OILFIELD SUPPLIES LLC	98.84	0.000539020	0.05
LEASE & FACILITY MAINTENANCE	MPS ENTERPRISES INC	733.26	0.000539020	0.40
LEASE & FACILITY MAINTENANCE	MPS ENTERPRISES INC	362.90	0.000539020	0.20
LEASE & FACILITY MAINTENANCE	MPS ENTERPRISES INC	39.28	0.000539020	0.02
LEASE & FACILITY MAINTENANCE	MPS ENTERPRISES INC	11.44	0.000539020	0.01
LEASE & FACILITY MAINTENANCE	MPS ENTERPRISES INC	397.19	0.000539020	0.21
LEASE & FACILITY MAINTENANCE	TURNCO ENTERPRISES LLC	150.00	0.000539020	0.08
LEASE & FACILITY MAINTENANCE	TURNCO ENTERPRISES LLC	17.85	0.000539020	0.01
LEASE & FACILITY MAINTENANCE	TURNCO ENTERPRISES LLC	17.85	0.000539020	0.01
LEASE & FACILITY MAINTENANCE	TURNCO ENTERPRISES LLC	21.42	0.000539020	0.01
LEASE & FACILITY MAINTENANCE	TURNCO ENTERPRISES LLC	10.71	0.000539020	0.01
LEASE & FACILITY MAINTENANCE	TURNCO ENTERPRISES LLC	206.08	0.000539020	0.11
LEASE & FACILITY MAINTENANCE	TURNCO ENTERPRISES LLC	403.20	0.000539020	0.22
LEASE & FACILITY MAINTENANCE	TURNCO ENTERPRISES LLC	535.81	0.000539020	0.29
LEASE & FACILITY MAINTENANCE	INGRAM PROFESSIONAL SERV	887.83	0.000539020	0.48
LEASE & FACILITY MAINTENANCE	H-M TRUCKING LLC	517.90	0.000539020	0.28
LEASE & FACILITY MAINTENANCE	H-M TRUCKING LLC	685.13	0.000539020	0.37

## MEWBOURNE OIL COMPANY

SIANA OIL & GAS CO, LLC  
TOM M RAGSDALE  
400 N SAM HOUSTON PKWY EAST, STE 601  
HOUSTON, TX 77060

INVOICE NO.: 202103-16514  
INVOICE DATE: 3-31-2021  
OWNER: 035904-1  
BILLING FOR: March 2021

REFERENCE/DESCRIPTION OF CHARGES		GROSS CHARGES	WORKING INTEREST	NET CHARGE
LEASE & FACILITY MAINTENANCE	EP&S LLC	1,889.84	0.000539020	1.02
LEASE & FACILITY MAINTENANCE	EP&S LLC	209.47	0.000539020	0.11
LEASE & FACILITY MAINTENANCE	LIMESTONE BASIN PROPERTIE	750.00	0.000539020	0.40
LEASE & FACILITY MAINTENANCE	LEGACY SAFETY AND CONSUM	137.16	0.000539020	0.07
MISCELLANEOUS EQUIPMENT RENTAL	MEWBOURNE OIL COMPANY	219.52	0.000539020	0.12
MISCELLANEOUS EQUIPMENT RENTAL	MPS ENTERPRISES INC	56.07	0.000539020	0.03
MISCELLANEOUS EQUIPMENT RENTAL	D&H TRUCKING	836.03	0.000539020	0.45
MISCELLANEOUS EQUIPMENT RENTAL	D&H TRUCKING	836.03	0.000539020	0.45
MISCELLANEOUS EQUIPMENT RENTAL	D&H TRUCKING	983.26	0.000539020	0.53
MISCELLANEOUS EQUIPMENT RENTAL	D&H TRUCKING	755.12	0.000539020	0.41
OVERHEAD-FIXED RATE	MEWBOURNE OIL COMPANY	881.16	0.000539020	0.47
PRIME MOVER / PUMP MAINTENANCE	ODESSA PUMPS & EQUIPMENT	797.52	0.000539020	0.43
PRIME MOVER / PUMP MAINTENANCE	HR COMPRESSION & SERVICE	300.90	0.000539020	0.16
PRIME MOVER / PUMP MAINTENANCE	HR COMPRESSION & SERVICE	104.24	0.000539020	0.06
PRIME MOVER / PUMP MAINTENANCE	HR COMPRESSION & SERVICE	768.22	0.000539020	0.41
PUMPING	MEWBOURNE OIL COMPANY	850.00	0.000539020	0.46
PUMPING	MEWBOURNE OIL COMPANY	850.00	0.000539020	0.46
SALT WATER DISPOSAL	TRINITY OILFIELD SERVICES &	7,764.23	0.000539020	4.19
SALT WATER DISPOSAL	TRINITY OILFIELD SERVICES &	7,057.82	0.000539020	3.80
SALT WATER DISPOSAL	TRINITY OILFIELD SERVICES &	1,397.64	0.000539020	0.75
SALT WATER DISPOSAL	TRINITY OILFIELD SERVICES &	5,501.93	0.000539020	2.97
SALT WATER DISPOSAL	TRINITY OILFIELD SERVICES &	8,892.22	0.000539020	4.79
SALT WATER DISPOSAL	TRINITY OILFIELD SERVICES &	1,557.15	0.000539020	0.84
SALT WATER DISPOSAL	NGL WATER SOLUTIONS PERM	2,657.28	0.000539020	1.43
SALT WATER DISPOSAL	NGL WATER SOLUTIONS PERM	82.65	0.000539020	0.04
SALT WATER DISPOSAL	GRAMA RIDGE DISPOSAL LLC	26,322.30	0.000539020	14.19
SALT WATER DISPOSAL	GRAMA RIDGE DISPOSAL LLC	50,183.03	0.000539020	27.05
SALT WATER DISPOSAL	LIMESTONE BASIN PROPERTIE	3,278.15	0.000539020	1.77
SALT WATER DISPOSAL	SARGE TRUCKING SERVICES, I	1,412.85	0.000539020	0.76
Total Lease Operating Expense Cost		214,558.80		115.63
72310000-30 SUBTOTAL		214,558.80		115.63
PROPERTY 72310000 TOTAL		271,726.34		146.43

**MEWBOURNE OIL COMPANY**

MEWBOURNE OIL COMPANY  
P O BOX 7698  
TYLER, TX 75711-7698

SIANA OIL & GAS CO, LLC  
TOM M RAGSDALE  
P O BOX 2246  
CONROE, TX 77305

INVOICE NO.: 202104-19053

INVOICE DATE: 4-30-2021

OWNER: 035904-1

BILLING FOR: April 2021

**BALANCE FORWARD**

16,231.84

CURRENT PERIOD ADJUSTMENT	AMOUNT
NETTING FROM REVENUE	
INVOICE #: 202103-16514 INVOICE DATE: 04/13/2021	-16,231.84
<b>TOTAL CURRENT PERIOD ADJUSTMENT</b>	<b>-16,231.84</b>

CURRENT CHARGES	GROSS	INTEREST	NET
62390000 - PRONGHORN 15 B3BO FED COM 1H TIER : 3 0	16.485.01	0.0683747500	1.127.15
62391000 - PRONGHORN 15 B3CN FED COM 1H TIER : 3 0	14.103.81	0.0683747500	964.35
62392000 - PRONGHORN 15 B3DM FED COM 1H TIER : 3 0	12.612.82	0.0683747500	862.40
62774000 - IBEX 10 B3MD FED COM 1H TIER : 3 0	13.440.01	0.0527536400	709.00
62775000 - IBEX 10 B3NC FED COM 1H TIER : 3 0	22.394.01	0.0527536400	1.181.37
62776000 - IBEX 10 B3OB FED COM 1H TIER : 3 0	14.386.29	0.0322507100	463.94
62906000 - GAZELLE 22 B2MD FED COM 2H TIER : 3 0	20.018.00	0.1969919400	3.943.40
62915000 - CREEDENCE 21/16 W0ED ST COM 2H TIER : 2 0	3.816.72	0.0063636200	24.29
62915000 - CREEDENCE 21/16 W0ED ST COM 2H TIER : 3 0	52.121.92	0.0063636200	331.71
62916000 - CREEDENCE 21/16 W1ED ST COM 1H TIER : 2 0	1.937.52	0.0063636200	12.33
62916000 - CREEDENCE 21/16 W1ED ST COM 1H TIER : 3 0	60.629.04	0.0063636200	385.85
62948000 - INLAND 26/23 B2PI STATE COM 1H TIER : 1 0	12.719.85	0.1000000000	1.271.98
62948000 - INLAND 26/23 B2PI STATE COM 1H TIER : 2 0	340.037.54	0.1000000000	34.003.75
62948000 - INLAND 26/23 B2PI STATE COM 1H TIER : 3 0	138.610.75	0.1000000000	13.861.06
62958000 - GAZELLE 22 B3MD FED COM 1H TIER : 3 0	17.780.46	0.1969919400	3.502.62
72076000 - INLAND 26/23 B2OJ STATE COM 1H TIER : 1 0	14.197.43	0.1000000000	1.419.74
72076000 - INLAND 26/23 B2OJ STATE COM 1H TIER : 2 0	411.188.69	0.1000000000	41.118.85
72076000 - INLAND 26/23 B2OJ STATE COM 1H TIER : 3 0	130.116.04	0.1000000000	13.011.59
72185000 - CREEDENCE 21/16 W0FC ST COM 4H TIER : 2 0	7.722.04	0.0063636200	49.14
72185000 - CREEDENCE 21/16 W0FC ST COM 4H TIER : 3 0	67.345.64	0.0063636200	428.61
72186000 - CREEDENCE 21/16 W1FC ST COM 3H TIER : 2 0	5.908.49	0.0063636200	37.60
72186000 - CREEDENCE 21/16 W1FC ST COM 3H TIER : 3 0	61.610.80	0.0063636200	392.12
72310000 - IBEX 15/10 B1PA FED COM 2H TIER : 2 0	19.071.69	0.0005390200	10.28
72310000 - IBEX 15/10 B1PA FED COM 2H TIER : 3 0	165.342.65	0.0005390200	89.11
<b>TOTAL CURRENT CHARGES</b>	<b>1,623,597.22</b>		<b>119,202.24</b>

APPLIED ADVANCES	
62948000 - INLAND 26/23 B2PI STATE COM 1H	-49,136.79
72076000 - INLAND 26/23 B2OJ STATE COM 1H	-55,550.18
72185000 - CREEDENCE 21/16 W0FC ST COM 4H	-477.75
72186000 - CREEDENCE 21/16 W1FC ST COM 3H	-429.72
<b>APPLIED ADVANCES TOTAL</b>	<b>-105,594.44</b>

**INVOICE TOTAL****13,607.80****OUTSTANDING BALANCE****13,607.80**

MEWBOURNE OIL COMPANY

SIANA OIL & GAS CO, LLC  
TOM M RAGSDALE  
P O BOX 2246  
CONROE, TX 77305

**INVOICE NO.:** 202104-19053  
**INVOICE DATE:** 4-30-2021  
**OWNER:** 035904-1  
**BILLING FOR:** April 2021

PLEASE INDICATE INVOICE# 202104-19053  
AND ACCOUNT# 035904-1  
ON REMITTANCE  
PAYMENT DUE 15 DAYS AFTER RECEIPT OF INVOICE PAYABLE IN US DOLLARS

FOR INQUIRIES, PLEASE CONTACT (903) 561-2900

Netted Owner



## MEWBOURNE OIL COMPANY

Page 3

SIANA OIL & GAS CO, LLC  
TOM M RAGSDALE  
P O BOX 2246  
CONROE, TX 77305

INVOICE NO.: 202104-19053  
INVOICE DATE: 4-30-2021  
OWNER: 035904-1  
BILLING FOR: April 2021

REFERENCE/DESCRIPTION OF CHARGES		GROSS CHARGES	WORKING INTEREST	NET CHARGE
PROPERTY: 62390000 62390000-30 PRONGHORN 15 B3BO FED COM 1H				
Lease Operating Expense				
AUTOMATION MAINTENANCE	AMERICAN MILLENNIUM COR	45.00	0.068374750	3.08
AUTOMATION MAINTENANCE	AMERICAN MILLENNIUM COR	25.70	0.068374750	1.76
AUTOMATION MAINTENANCE	TANKLOGIX LLC	32.58	0.068374750	2.23
COMPANY SUPERVISION	MEWBOURNE OIL COMPANY	600.00	0.068374750	41.02
EMISSIONS CONTROL EQUIPMENT MAINTENANCE	G&A FABRICATION LLC	304.72	0.068374750	20.83
FUEL/ POWER / ELECTRICAL	XCEL ENERGY	1,251.39	0.068374750	85.57
FUEL/ POWER / ELECTRICAL	PILOT THOMAS LOGISTICS LL	94.39	0.068374750	6.45
FUEL/ POWER / ELECTRICAL	PILOT THOMAS LOGISTICS LL	78.46	0.068374750	5.36
FUEL/ POWER / ELECTRICAL	PILOT THOMAS LOGISTICS LL	68.58	0.068374750	4.69
LEASE & FACILITY	MEWBOURNE OIL COMPANY	375.00	0.068374750	25.64
LEASE & FACILITY MAINTENANCE	GARNER PUMP & SUPPLY INC	270.03	0.068374750	18.47
LEASE & FACILITY MAINTENANCE	THE GASCO MANUFACTURING	91.14	0.068374750	6.23
LEASE & FACILITY MAINTENANCE	K&S OILFIELD SUPPLIES LLC	20.44	0.068374750	1.39
LEASE & FACILITY MAINTENANCE	MPS ENTERPRISES INC	165.62	0.068374750	11.32
LEASE & FACILITY MAINTENANCE	MPS ENTERPRISES INC	316.11	0.068374750	21.61
LEASE & FACILITY MAINTENANCE	TURNCO ENTERPRISES LLC	20.00	0.068374750	1.37
LEASE & FACILITY MAINTENANCE	TURNCO ENTERPRISES LLC	12.75	0.068374750	0.87
LEASE & FACILITY MAINTENANCE	TURNCO ENTERPRISES LLC	18.00	0.068374750	1.23
LEASE & FACILITY MAINTENANCE	INGRAM PROFESSIONAL SERV	264.98	0.068374750	18.12
LEASE & FACILITY MAINTENANCE	INGRAM PROFESSIONAL SERV	307.39	0.068374750	21.02
LEASE & FACILITY MAINTENANCE	INGRAM PROFESSIONAL SERV	478.25	0.068374750	32.70
LEASE & FACILITY MAINTENANCE	INGRAM PROFESSIONAL SERV	182.68	0.068374750	12.49
LEASE & FACILITY MAINTENANCE	INGRAM PROFESSIONAL SERV	55.14	0.068374750	3.77
LEASE & FACILITY MAINTENANCE	INGRAM PROFESSIONAL SERV	14.51	0.068374750	0.99
MISCELLANEOUS EQUIPMENT RENTAL	MEWBOURNE OIL COMPANY	243.04	0.068374750	16.62
OVERHEAD-FIXED RATE	MEWBOURNE OIL COMPANY	864.00	0.068374750	59.08
PRIME MOVER / PUMP MAINTENANCE	HR COMPRESSION & SERVICE	39.46	0.068374750	2.70
PUMPING	MEWBOURNE OIL COMPANY	875.00	0.068374750	59.83
PUMPING	MEWBOURNE OIL COMPANY	437.50	0.068374750	29.91
RENTAL SERVICES	PRESTIGE EQUIPMENT RENTA	264.45	0.068374750	18.08
RENTAL SERVICES	TOTAL OPERATIONS & PRODU	4,768.12	0.068374750	326.02
SALT WATER DISPOSAL	TRINITY OILFIELD SERVICES &	406.60	0.068374750	27.80
SALT WATER DISPOSAL	OWL SWD OPERATING LLC	3,200.19	0.068374750	218.81
SALT WATER DISPOSAL	LIMESTONE BASIN PROPERTIE	283.16	0.068374750	19.36
SITE RESTORATION & EXCAVATION	NORTHERN DELAWARE BASIN	10.63	0.068374750	0.73
Total Lease Operating Expense Cost		16,485.01		1,127.15
62390000-30 SUBTOTAL		16,485.01	1,127.15	
PROPERTY 62390000 TOTAL		16,485.01	1,127.15	
PROPERTY: 62391000 62391000-30 PRONGHORN 15 B3CN FED COM 1H				

## MEWBOURNE OIL COMPANY

Page 4

SIANA OIL & GAS CO, LLC  
TOM M RAGSDALE  
P O BOX 2246  
CONROE, TX 77305

INVOICE NO.: 202104-19053  
INVOICE DATE: 4-30-2021  
OWNER: 035904-1  
BILLING FOR: April 2021

REFERENCE/DESCRIPTION OF CHARGES		GROSS CHARGES	WORKING INTEREST	NET CHARGE
<u>Lease Operating Expense</u>				
AUTOMATION MAINTENANCE	TANKLOGIX LLC	32.58	0.068374750	2.23
CHEMICALS-WATER TREATING	CATALYST OILFIELD SERVICE	448.38	0.068374750	30.66
COMPANY SUPERVISION	MEWBOURNE OIL COMPANY	600.00	0.068374750	41.02
EMISSIONS CONTROL EQUIPMENT MAINTENANCE	G&A FABRICATION LLC	152.36	0.068374750	10.42
FUEL/ POWER / ELECTRICAL	XCEL ENERGY	0.60	0.068374750	0.04
FUEL/ POWER / ELECTRICAL	PILOT THOMAS LOGISTICS LLC	29.90	0.068374750	2.04
FUEL/ POWER / ELECTRICAL	PILOT THOMAS LOGISTICS LLC	24.85	0.068374750	1.70
FUEL/ POWER / ELECTRICAL	PILOT THOMAS LOGISTICS LLC	21.72	0.068374750	1.49
LEASE & FACILITY	MEWBOURNE OIL COMPANY	750.00	0.068374750	51.28
LEASE & FACILITY	MEWBOURNE OIL COMPANY	375.00	0.068374750	25.64
LEASE & FACILITY MAINTENANCE	K&S OILFIELD SUPPLIES LLC	6.82	0.068374750	0.46
LEASE & FACILITY MAINTENANCE	MPS ENTERPRISES INC	55.21	0.068374750	3.77
LEASE & FACILITY MAINTENANCE	MPS ENTERPRISES INC	105.37	0.068374750	7.21
LEASE & FACILITY MAINTENANCE	TURNCO ENTERPRISES LLC	7.20	0.068374750	0.49
LEASE & FACILITY MAINTENANCE	TURNCO ENTERPRISES LLC	4.25	0.068374750	0.29
LEASE & FACILITY MAINTENANCE	TURNCO ENTERPRISES LLC	6.00	0.068374750	0.41
LEASE & FACILITY MAINTENANCE	INGRAM PROFESSIONAL SERVICE	264.97	0.068374750	18.12
LEASE & FACILITY MAINTENANCE	INGRAM PROFESSIONAL SERVICE	307.33	0.068374750	21.01
LEASE & FACILITY MAINTENANCE	INGRAM PROFESSIONAL SERVICE	478.19	0.068374750	32.70
LEASE & FACILITY MAINTENANCE	INGRAM PROFESSIONAL SERVICE	57.85	0.068374750	3.96
LEASE & FACILITY MAINTENANCE	INGRAM PROFESSIONAL SERVICE	55.19	0.068374750	3.77
LEASE & FACILITY MAINTENANCE	INGRAM PROFESSIONAL SERVICE	4.83	0.068374750	0.33
MISCELLANEOUS EQUIPMENT RENTAL	MEWBOURNE OIL COMPANY	243.04	0.068374750	16.62
OVERHEAD-FIXED RATE	MEWBOURNE OIL COMPANY	864.00	0.068374750	59.08
PRIME MOVER / PUMP MAINTENANCE	HR COMPRESSION & SERVICES	1,110.64	0.068374750	75.94
PRIME MOVER / PUMP MAINTENANCE	HR COMPRESSION & SERVICES	13.15	0.068374750	0.90
PUMPING	MEWBOURNE OIL COMPANY	875.00	0.068374750	59.83
PUMPING	MEWBOURNE OIL COMPANY	218.75	0.068374750	14.96
RENTAL SERVICES	PRESTIGE EQUIPMENT RENTAL	83.75	0.068374750	5.73
RENTAL SERVICES	KODIAK GAS SERVICES LLC	6,012.51	0.068374750	411.10
SALT WATER DISPOSAL	OWL SWD OPERATING LLC	772.51	0.068374750	52.82
SALT WATER DISPOSAL	LIMESTONE BASIN PROPERTIES	118.31	0.068374750	8.09
SITE RESTORATION & EXCAVATION	NORTHERN DELAWARE BASIN	3.55	0.068374750	0.24
Total Lease Operating Expense Cost		14,103.81		964.35
<b>62391000-30 SUBTOTAL</b>		<b>14,103.81</b>	<b>964.35</b>	
<b>PROPERTY 62391000 TOTAL</b>		<b>14,103.81</b>	<b>964.35</b>	

PROPERTY: 62392000 62392000-30 PRONGHORN 15 B3DM FED COM 1H

Lease Operating Expense

AUTOMATION MAINTENANCE	TANKLOGIX LLC	32.58	0.068374750	2.23
EMISSIONS CONTROL EQUIPMENT MAINTENANCE	G&A FABRICATION LLC	152.36	0.068374750	10.42

## MEWBOURNE OIL COMPANY

SIANA OIL & GAS CO, LLC  
TOM M RAGSDALE  
P O BOX 2246  
CONROE, TX 77305

INVOICE NO.: 202104-19053  
INVOICE DATE: 4-30-2021  
OWNER: 035904-1  
BILLING FOR: April 2021

REFERENCE/DESCRIPTION OF CHARGES		GROSS CHARGES	WORKING INTEREST	NET CHARGE
FUEL/ POWER / ELECTRICAL	XCEL ENERGY	1,205.16	0.068374750	82.40
FUEL/ POWER / ELECTRICAL	PILOT THOMAS LOGISTICS LL	29.90	0.068374750	2.04
FUEL/ POWER / ELECTRICAL	PILOT THOMAS LOGISTICS LL	24.85	0.068374750	1.70
FUEL/ POWER / ELECTRICAL	PILOT THOMAS LOGISTICS LL	21.72	0.068374750	1.49
LEASE & FACILITY	MEWBOURNE OIL COMPANY	375.00	0.068374750	25.64
LEASE & FACILITY	MEWBOURNE OIL COMPANY	247.50	0.068374750	16.92
LEASE & FACILITY MAINTENANCE	GARNER PUMP & SUPPLY INC	115.69	0.068374750	7.90
LEASE & FACILITY MAINTENANCE	K&S OILFIELD SUPPLIES LLC	6.82	0.068374750	0.46
LEASE & FACILITY MAINTENANCE	MPS ENTERPRISES INC	55.21	0.068374750	3.78
LEASE & FACILITY MAINTENANCE	MPS ENTERPRISES INC	105.37	0.068374750	7.20
LEASE & FACILITY MAINTENANCE	TURNCO ENTERPRISES LLC	6.00	0.068374750	0.41
LEASE & FACILITY MAINTENANCE	TURNCO ENTERPRISES LLC	4.25	0.068374750	0.29
LEASE & FACILITY MAINTENANCE	TURNCO ENTERPRISES LLC	6.00	0.068374750	0.41
LEASE & FACILITY MAINTENANCE	INGRAM PROFESSIONAL SERV	264.98	0.068374750	18.12
LEASE & FACILITY MAINTENANCE	INGRAM PROFESSIONAL SERV	307.39	0.068374750	21.02
LEASE & FACILITY MAINTENANCE	INGRAM PROFESSIONAL SERV	478.21	0.068374750	32.70
LEASE & FACILITY MAINTENANCE	INGRAM PROFESSIONAL SERV	57.85	0.068374750	3.96
LEASE & FACILITY MAINTENANCE	INGRAM PROFESSIONAL SERV	55.15	0.068374750	3.77
LEASE & FACILITY MAINTENANCE	INGRAM PROFESSIONAL SERV	4.83	0.068374750	0.33
MISCELLANEOUS EQUIPMENT RENTAL	MEWBOURNE OIL COMPANY	243.04	0.068374750	16.62
OVERHEAD-FIXED RATE	MEWBOURNE OIL COMPANY	864.03	0.068374750	59.08
PRIME MOVER / PUMP MAINTENANCE	HR COMPRESSION & SERVICE	1,110.66	0.068374750	75.94
PRIME MOVER / PUMP MAINTENANCE	HR COMPRESSION & SERVICE	13.15	0.068374750	0.90
PUMPING	MEWBOURNE OIL COMPANY	875.00	0.068374750	59.83
PUMPING	MEWBOURNE OIL COMPANY	218.75	0.068374750	14.96
RENTAL SERVICES	PRESTIGE EQUIPMENT RENTA	83.74	0.068374750	5.73
RENTAL SERVICES	TOTAL OPERATIONS & PRODU	4,768.12	0.068374750	326.02
SALT WATER DISPOSAL	OWL SWD OPERATING LLC	766.44	0.068374750	52.40
SALT WATER DISPOSAL	LIMESTONE BASIN PROPERTIE	109.53	0.068374750	7.49
SITE RESTORATION & EXCAVATION	NORTHERN DELAWARE BASIN	3.54	0.068374750	0.24
Total Lease Operating Expense Cost		12,612.82		862.40

62392000-30 SUBTOTAL

12,612.82

862.40

PROPERTY 62392000 TOTAL

12,612.82

862.40

PROPERTY: 62774000 62774000-30 IBEX 10 B3MD FED COM 1H

Lease Operating Expense

AUTOMATION MAINTENANCE	AMERICAN MILLENNIUM COR	26.54	0.052753640	1.40
AUTOMATION MAINTENANCE	AMERICAN MILLENNIUM COR	26.32	0.052753640	1.39
AUTOMATION MAINTENANCE	TANKLOGIX LLC	32.58	0.052753640	1.73
COMPANY SUPERVISION	MEWBOURNE OIL COMPANY	600.00	0.052753640	31.65
EMISSIONS CONTROL EQUIPMENT MAINTENANCE	G&A FABRICATION LLC	152.36	0.052753640	8.04
FUEL/ POWER / ELECTRICAL	XCEL ENERGY	271.46	0.052753640	14.32

## MEWBOURNE OIL COMPANY

Page 6

SIANA OIL & GAS CO, LLC  
TOM M RAGSDALE  
P O BOX 2246  
CONROE, TX 77305

INVOICE NO.: 202104-19053  
INVOICE DATE: 4-30-2021  
OWNER: 035904-1  
BILLING FOR: April 2021

REFERENCE/DESCRIPTION OF CHARGES		GROSS CHARGES	WORKING INTEREST	NET CHARGE
FUEL/ POWER / ELECTRICAL	PILOT THOMAS LOGISTICS LLC	55.06	0.052753640	2.91
FUEL/ POWER / ELECTRICAL	PILOT THOMAS LOGISTICS LLC	45.76	0.052753640	2.41
FUEL/ POWER / ELECTRICAL	PILOT THOMAS LOGISTICS LLC	40.00	0.052753640	2.11
LEASE & FACILITY MAINTENANCE	GARNER PUMP & SUPPLY INC	611.99	0.052753640	32.28
LEASE & FACILITY MAINTENANCE	K&S OILFIELD SUPPLIES LLC	13.63	0.052753640	0.72
LEASE & FACILITY MAINTENANCE	MPS ENTERPRISES INC	110.41	0.052753640	5.82
LEASE & FACILITY MAINTENANCE	MPS ENTERPRISES INC	210.74	0.052753640	11.12
LEASE & FACILITY MAINTENANCE	TURNCO ENTERPRISES LLC	12.00	0.052753640	0.63
LEASE & FACILITY MAINTENANCE	TURNCO ENTERPRISES LLC	8.50	0.052753640	0.45
LEASE & FACILITY MAINTENANCE	TURNCO ENTERPRISES LLC	12.00	0.052753640	0.63
LEASE & FACILITY MAINTENANCE	TURNCO ENTERPRISES LLC	368.00	0.052753640	19.41
LEASE & FACILITY MAINTENANCE	INGRAM PROFESSIONAL SERVICE	264.97	0.052753640	13.98
LEASE & FACILITY MAINTENANCE	INGRAM PROFESSIONAL SERVICE	307.33	0.052753640	16.21
LEASE & FACILITY MAINTENANCE	INGRAM PROFESSIONAL SERVICE	478.18	0.052753640	25.23
LEASE & FACILITY MAINTENANCE	INGRAM PROFESSIONAL SERVICE	106.56	0.052753640	5.62
LEASE & FACILITY MAINTENANCE	INGRAM PROFESSIONAL SERVICE	55.20	0.052753640	2.91
LEASE & FACILITY MAINTENANCE	INGRAM PROFESSIONAL SERVICE	9.68	0.052753640	0.51
MISCELLANEOUS EQUIPMENT RENTAL	MEWBOURNE OIL COMPANY	243.04	0.052753640	12.82
OVERHEAD-FIXED RATE	MEWBOURNE OIL COMPANY	889.09	0.052753640	46.90
PRIME MOVER / PUMP MAINTENANCE	HR COMPRESSION & SERVICE LLC	1,189.79	0.052753640	62.76
PRIME MOVER / PUMP MAINTENANCE	HR COMPRESSION & SERVICE LLC	26.30	0.052753640	1.39
PRIME MOVER / PUMP MAINTENANCE	HR COMPRESSION & SERVICE LLC	1,389.91	0.052753640	73.32
PUMPING	MEWBOURNE OIL COMPANY	875.00	0.052753640	46.16
PUMPING	MEWBOURNE OIL COMPANY	437.50	0.052753640	23.08
RENTAL SERVICES	PRESTIGE EQUIPMENT RENTAL	154.27	0.052753640	8.14
RENTAL SERVICES	SERVICE COMPRESSION LLC	4,250.00	0.052753640	224.20
SALT WATER DISPOSAL	LIMESTONE BASIN PROPERTIES	158.75	0.052753640	8.37
SITE RESTORATION & EXCAVATION	NORTHERN DELAWARE BASIN	7.09	0.052753640	0.38
Total Lease Operating Expense Cost		13,440.01		709.00
62774000-30 SUBTOTAL		13,440.01	709.00	
PROPERTY 62774000 TOTAL		13,440.01	709.00	

PROPERTY: 62775000 62775000-30 IBEX 10 B3NC FED COM 1H

Lease Operating Expense

AUTOMATION MAINTENANCE	AMERICAN MILLENNIUM COR	26.55	0.052753640	1.40
AUTOMATION MAINTENANCE	AMERICAN MILLENNIUM COR	26.33	0.052753640	1.39
AUTOMATION MAINTENANCE	TANKLOGIX LLC	32.58	0.052753640	1.72
CHEMICALS-WATER TREATING	CATALYST OILFIELD SERVICE	448.38	0.052753640	23.65
CHEMICALS-WATER TREATING	CATALYST OILFIELD SERVICE	448.38	0.052753640	23.65
EMISSIONS CONTROL EQUIPMENT MAINTENANCE	G&A FABRICATION LLC	152.36	0.052753640	8.04
FUEL/ POWER / ELECTRICAL	XCEL ENERGY	147.59	0.052753640	7.79
FUEL/ POWER / ELECTRICAL	PILOT THOMAS LOGISTICS LL	50.33	0.052753640	2.66

## MEWBOURNE OIL COMPANY

Page 7

SIANA OIL & GAS CO, LLC  
TOM M RAGSDALE  
P O BOX 2246  
CONROE, TX 77305

INVOICE NO.: 202104-19053  
INVOICE DATE: 4-30-2021  
OWNER: 035904-1  
BILLING FOR: April 2021

REFERENCE/DESCRIPTION OF CHARGES		GROSS CHARGES	WORKING INTEREST	NET CHARGE
FUEL/ POWER / ELECTRICAL	PILOT THOMAS LOGISTICS LLC	41.85	0.052753640	2.21
FUEL/ POWER / ELECTRICAL	PILOT THOMAS LOGISTICS LLC	36.58	0.052753640	1.93
LEASE & FACILITY MAINTENANCE	K&S OILFIELD SUPPLIES LLC	6.82	0.052753640	0.36
LEASE & FACILITY MAINTENANCE	MPS ENTERPRISES INC	55.21	0.052753640	2.91
LEASE & FACILITY MAINTENANCE	MPS ENTERPRISES INC	105.37	0.052753640	5.56
LEASE & FACILITY MAINTENANCE	TURNCO ENTERPRISES LLC	10.40	0.052753640	0.55
LEASE & FACILITY MAINTENANCE	TURNCO ENTERPRISES LLC	4.25	0.052753640	0.22
LEASE & FACILITY MAINTENANCE	TURNCO ENTERPRISES LLC	6.00	0.052753640	0.32
LEASE & FACILITY MAINTENANCE	TURNCO ENTERPRISES LLC	368.00	0.052753640	19.41
LEASE & FACILITY MAINTENANCE	INGRAM PROFESSIONAL SERVICE	264.97	0.052753640	13.98
LEASE & FACILITY MAINTENANCE	INGRAM PROFESSIONAL SERVICE	307.33	0.052753640	16.21
LEASE & FACILITY MAINTENANCE	INGRAM PROFESSIONAL SERVICE	478.18	0.052753640	25.23
LEASE & FACILITY MAINTENANCE	INGRAM PROFESSIONAL SERVICE	97.43	0.052753640	5.14
LEASE & FACILITY MAINTENANCE	INGRAM PROFESSIONAL SERVICE	55.20	0.052753640	2.91
LEASE & FACILITY MAINTENANCE	INGRAM PROFESSIONAL SERVICE	4.83	0.052753640	0.25
MISCELLANEOUS EQUIPMENT RENTAL	MEWBOURNE OIL COMPANY	243.04	0.052753640	12.82
OVERHEAD-FIXED RATE	MEWBOURNE OIL COMPANY	889.09	0.052753640	46.90
PRIME MOVER / PUMP MAINTENANCE	HR COMPRESSION & SERVICES	1,189.80	0.052753640	62.77
PRIME MOVER / PUMP MAINTENANCE	HR COMPRESSION & SERVICES	13.15	0.052753640	0.69
PRIME MOVER / PUMP MAINTENANCE	HR COMPRESSION & SERVICES	1,389.92	0.052753640	73.32
PUMPING	MEWBOURNE OIL COMPANY	875.00	0.052753640	46.16
PUMPING	MEWBOURNE OIL COMPANY	437.50	0.052753640	23.08
RENTAL SERVICES	PRESTIGE EQUIPMENT RENTAL	141.04	0.052753640	7.44
RENTAL SERVICES	SERVICE COMPRESSION LLC	4,607.60	0.052753640	243.07
RENTAL SERVICES	SERVICE COMPRESSION LLC	4,607.60	0.052753640	243.07
SALT WATER DISPOSAL	OWL SWD OPERATING LLC	4,624.45	0.052753640	243.96
SALT WATER DISPOSAL	LIMESTONE BASIN PROPERTIES	197.35	0.052753640	10.41
SITE RESTORATION & EXCAVATION	NORTHERN DELAWARE BASIN	3.55	0.052753640	0.19
Total Lease Operating Expense Cost		22,394.01		1,181.37
62775000-30 SUBTOTAL		22,394.01		1,181.37
PROPERTY 62775000 TOTAL		22,394.01		1,181.37

PROPERTY: 62776000 62776000-30 IBEX 10 B3OB FED COM 1H

Lease Operating Expense

AUTOMATION MAINTENANCE	AMERICAN MILLENNIUM CORP	45.00	0.032250710	1.45
AUTOMATION MAINTENANCE	AMERICAN MILLENNIUM CORP	25.70	0.032250710	0.83
AUTOMATION MAINTENANCE	TANKLOGIX LLC	32.58	0.032250710	1.05
CHEMICALS-WATER TREATING	CATALYST OILFIELD SERVICE	448.38	0.032250710	14.46
CHEMICALS-WATER TREATING	CATALYST OILFIELD SERVICE	448.38	0.032250710	14.46
EMISSIONS CONTROL EQUIPMENT MAINTENANCE	G&A FABRICATION LLC	304.71	0.032250710	9.83
FUEL/ POWER / ELECTRICAL	XCEL ENERGY	193.73	0.032250710	6.24
FUEL/ POWER / ELECTRICAL	PILOT THOMAS LOGISTICS LLC	114.83	0.032250710	3.70



## MEWBOURNE OIL COMPANY

SIANA OIL & GAS CO, LLC  
TOM M RAGSDALE  
P O BOX 2246  
CONROE, TX 77305

INVOICE NO.: 202104-19053  
INVOICE DATE: 4-30-2021  
OWNER: 035904-1  
BILLING FOR: April 2021

REFERENCE/DESCRIPTION OF CHARGES		GROSS CHARGES	WORKING INTEREST	NET CHARGE
FUEL/ POWER / ELECTRICAL	PILOT THOMAS LOGISTICS LLC	95.46	0.032250710	3.08
FUEL/ POWER / ELECTRICAL	PILOT THOMAS LOGISTICS LLC	83.45	0.032250710	2.69
LEASE & FACILITY	MEWBOURNE OIL COMPANY	375.00	0.032250710	12.09
LEASE & FACILITY MAINTENANCE	GARNER PUMP & SUPPLY INC	30.86	0.032250710	0.99
LEASE & FACILITY MAINTENANCE	THE GASCO MANUFACTURING	91.16	0.032250710	2.94
LEASE & FACILITY MAINTENANCE	K&S OILFIELD SUPPLIES LLC	27.26	0.032250710	0.88
LEASE & FACILITY MAINTENANCE	MPS ENTERPRISES INC	220.84	0.032250710	7.12
LEASE & FACILITY MAINTENANCE	MPS ENTERPRISES INC	421.48	0.032250710	13.59
LEASE & FACILITY MAINTENANCE	TURNCO ENTERPRISES LLC	24.00	0.032250710	0.77
LEASE & FACILITY MAINTENANCE	TURNCO ENTERPRISES LLC	17.00	0.032250710	0.55
LEASE & FACILITY MAINTENANCE	TURNCO ENTERPRISES LLC	24.00	0.032250710	0.77
LEASE & FACILITY MAINTENANCE	INGRAM PROFESSIONAL SERVICE	264.98	0.032250710	8.55
LEASE & FACILITY MAINTENANCE	INGRAM PROFESSIONAL SERVICE	307.39	0.032250710	9.91
LEASE & FACILITY MAINTENANCE	INGRAM PROFESSIONAL SERVICE	478.25	0.032250710	15.42
LEASE & FACILITY MAINTENANCE	INGRAM PROFESSIONAL SERVICE	222.26	0.032250710	7.17
LEASE & FACILITY MAINTENANCE	INGRAM PROFESSIONAL SERVICE	55.14	0.032250710	1.78
LEASE & FACILITY MAINTENANCE	INGRAM PROFESSIONAL SERVICE	19.34	0.032250710	0.62
MISCELLANEOUS EQUIPMENT RENTAL	MEWBOURNE OIL COMPANY	243.04	0.032250710	7.84
OVERHEAD-FIXED RATE	MEWBOURNE OIL COMPANY	889.09	0.032250710	28.67
PRIME MOVER / PUMP MAINTENANCE	HR COMPRESSION & SERVICE	52.60	0.032250710	1.70
PUMPING	MEWBOURNE OIL COMPANY	875.00	0.032250710	28.22
PUMPING	MEWBOURNE OIL COMPANY	437.50	0.032250710	14.11
RENTAL SERVICES	NATURAL GAS SERVICES GROUP	4,199.74	0.032250710	135.44
RENTAL SERVICES	PRESTIGE EQUIPMENT RENTAL	321.75	0.032250710	10.38
SALT WATER DISPOSAL	TRINITY OILFIELD SERVICES & LOGISTICS	458.50	0.032250710	14.79
SALT WATER DISPOSAL	OWL SWD OPERATING LLC	2,270.44	0.032250710	73.22
SALT WATER DISPOSAL	LIMESTONE BASIN PROPERTIES	253.27	0.032250710	8.17
SITE RESTORATION & EXCAVATION	NORTHERN DELAWARE BASIN	14.18	0.032250710	0.46
Total Lease Operating Expense Cost		14,386.29		463.94
62776000-30 SUBTOTAL		14,386.29		463.94
PROPERTY 62776000 TOTAL		14,386.29		463.94

PROPERTY: 62906000 62906000-30 GAZELLE 22 B2MD FED COM 2H

Lease Operating Expense

AUTOMATION MAINTENANCE	AMERICAN MILLENNIUM CORP	15.94	0.196991940	3.13
AUTOMATION MAINTENANCE	AMERICAN MILLENNIUM CORP	12.85	0.196991940	2.53
AUTOMATION MAINTENANCE	TANKLOGIX LLC	32.58	0.196991940	6.42
CHEMICALS-WATER TREATING	CATALYST OILFIELD SERVICE	448.38	0.196991940	88.33
CHEMICALS-WATER TREATING	CATALYST OILFIELD SERVICE	448.38	0.196991940	88.33
CHEMICALS-WATER TREATING	EPDI	125.33	0.196991940	24.70
CHEMICALS-WATER TREATING	EPDI	260.12	0.196991940	51.24
CHEMICALS-WATER TREATING	EPDI	208.09	0.196991940	40.99

## MEWBOURNE OIL COMPANY

SIANA OIL & GAS CO, LLC  
TOM M RAGSDALE  
P O BOX 2246  
CONROE, TX 77305

INVOICE NO.: 202104-19053  
INVOICE DATE: 4-30-2021  
OWNER: 035904-1  
BILLING FOR: April 2021

REFERENCE/DESCRIPTION OF CHARGES		GROSS CHARGES	WORKING INTEREST	NET CHARGE
CHEMICALS-WATER TREATING	EPDI	104.05	0.196991940	20.49
COMPANY SUPERVISION	MEWBOURNE OIL COMPANY	300.00	0.196991940	59.10
EMISSIONS CONTROL EQUIPMENT MAINTENANCE	G&A FABRICATION LLC	102.31	0.196991940	20.16
EMISSIONS CONTROL EQUIPMENT MAINTENANCE	G&A FABRICATION LLC	76.17	0.196991940	15.01
EMISSIONS CONTROL EQUIPMENT MAINTENANCE	G&A FABRICATION LLC	76.17	0.196991940	15.01
EMISSIONS CONTROL EQUIPMENT MAINTENANCE	HERO FLARE LLC	332.25	0.196991940	65.45
FUEL/ POWER / ELECTRICAL	XCEL ENERGY	0.01	0.196991940	0.00
FUEL/ POWER / ELECTRICAL	PILOT THOMAS LOGISTICS LLC	67.64	0.196991940	13.32
FUEL/ POWER / ELECTRICAL	PILOT THOMAS LOGISTICS LLC	56.24	0.196991940	11.08
FUEL/ POWER / ELECTRICAL	PILOT THOMAS LOGISTICS LLC	49.16	0.196991940	9.69
GATHERING/TREATING/DEHYDRATION	MEWBOURNE OIL COMPANY-1	66.73	0.196991940	13.15
LEASE & FACILITY	MEWBOURNE OIL COMPANY	750.00	0.196991940	147.74
LEASE & FACILITY	MEWBOURNE OIL COMPANY	375.00	0.196991940	73.87
LEASE & FACILITY MAINTENANCE	K&S OILFIELD SUPPLIES LLC	23.85	0.196991940	4.70
LEASE & FACILITY MAINTENANCE	MPS ENTERPRISES INC	193.23	0.196991940	38.07
LEASE & FACILITY MAINTENANCE	MPS ENTERPRISES INC	368.79	0.196991940	72.65
LEASE & FACILITY MAINTENANCE	TURNCO ENTERPRISES LLC	14.00	0.196991940	2.76
LEASE & FACILITY MAINTENANCE	TURNCO ENTERPRISES LLC	14.87	0.196991940	2.93
LEASE & FACILITY MAINTENANCE	TURNCO ENTERPRISES LLC	21.00	0.196991940	4.14
LEASE & FACILITY MAINTENANCE	INGRAM PROFESSIONAL SERV	264.99	0.196991940	52.20
LEASE & FACILITY MAINTENANCE	INGRAM PROFESSIONAL SERV	307.39	0.196991940	60.56
LEASE & FACILITY MAINTENANCE	INGRAM PROFESSIONAL SERV	478.26	0.196991940	94.21
LEASE & FACILITY MAINTENANCE	INGRAM PROFESSIONAL SERV	130.92	0.196991940	25.78
LEASE & FACILITY MAINTENANCE	INGRAM PROFESSIONAL SERV	55.14	0.196991940	10.86
LEASE & FACILITY MAINTENANCE	INGRAM PROFESSIONAL SERV	16.93	0.196991940	3.33
LEASE & FACILITY MAINTENANCE	H-M TRUCKING LLC	86.32	0.196991940	17.00
LEASE & FACILITY MAINTENANCE	H-M TRUCKING LLC	86.32	0.196991940	17.00
LEASE & FACILITY MAINTENANCE	H-M TRUCKING LLC	205.00	0.196991940	40.39
LEASE & FACILITY MAINTENANCE	LIMESTONE BASIN PROPERTIE	5,747.76	0.196991940	1,132.27
MISCELLANEOUS EQUIPMENT RENTAL	MEWBOURNE OIL COMPANY	243.04	0.196991940	47.88
OVERHEAD-FIXED RATE	MEWBOURNE OIL COMPANY	889.09	0.196991940	175.14
PRIME MOVER / PUMP MAINTENANCE	HR COMPRESSION & SERVICE	46.03	0.196991940	9.06
PUMPING	MEWBOURNE OIL COMPANY	875.00	0.196991940	172.36
PUMPING	MEWBOURNE OIL COMPANY	437.50	0.196991940	86.19
RENTAL SERVICES	PRESTIGE EQUIPMENT RENTA	189.53	0.196991940	37.34
RENTAL SERVICES	USA COMPRESSION PARTNER	5,011.26	0.196991940	987.17
SALT WATER DISPOSAL	OWL SWD OPERATING LLC	114.70	0.196991940	22.60
SALT WATER DISPOSAL	LIMESTONE BASIN PROPERTIE	185.27	0.196991940	36.50
SITE RESTORATION & EXCAVATION	TURNCO ENTERPRISES LLC	92.00	0.196991940	18.13
SITE RESTORATION & EXCAVATION	NORTHERN DELAWARE BASIN	12.41	0.196991940	2.44
Total Lease Operating Expense Cost		20,018.00		3,943.40

## MEWBOURNE OIL COMPANY

SIANA OIL & GAS CO, LLC  
TOM M RAGSDALE  
P O BOX 2246  
CONROE, TX 77305

INVOICE NO.: 202104-19053  
INVOICE DATE: 4-30-2021  
OWNER: 035904-1  
BILLING FOR: April 2021

REFERENCE/DESCRIPTION OF CHARGES		GROSS CHARGES	WORKING INTEREST	NET CHARGE
<b>62906000-30 SUBTOTAL</b>		<b>20,018.00</b>	<b>3,943.40</b>	
<b>PROPERTY 62906000 TOTAL</b>		<b>20,018.00</b>	<b>3,943.40</b>	
<b>PROPERTY: 62915000 62915000-20 CREEDENCE 21/16 W0ED ST COM 2H</b>				
<u>Equipment Beyond Wellhead</u>				
AUTOMATION METERING EQUIPMENT	MEWBOURNE OIL COMPANY	3,816.72	0.006363620	24.29
Total Equipment Beyond Wellhead Cost		3,816.72		24.29
<b>62915000-20 SUBTOTAL</b>		<b>3,816.72</b>	<b>24.29</b>	
<b>PROPERTY: 62915000 62915000-30 CREEDENCE 21/16 W0ED ST COM 2H</b>				
<u>Lease Operating Expense</u>				
AUTOMATION MAINTENANCE	AMERICAN MILLENNIUM COR	6.42	0.006363620	0.04
COMPANY SUPERVISION	MEWBOURNE OIL COMPANY	300.00	0.006363620	1.91
COMPANY SUPERVISION	MEWBOURNE OIL COMPANY	300.00	0.006363620	1.91
COMPANY SUPERVISION	MEWBOURNE OIL COMPANY	1,200.00	0.006363620	7.64
COMPRESSOR MAINTENANCE	KEYSTONE PUMP & SUPPLY LI	29.88	0.006363620	0.19
COMPRESSOR MAINTENANCE	TRINITY OILFIELD SERVICES &	116.56	0.006363620	0.74
EMISSIONS CONTROL EQUIPMENT MAINTENANCE	KEYSTONE PUMP & SUPPLY LI	407.59	0.006363620	2.59
EMISSIONS CONTROL EQUIPMENT MAINTENANCE	VAPROX LLC	133.38	0.006363620	0.85
EMISSIONS CONTROL EQUIPMENT MAINTENANCE	AUTOMATED WELLHEAD COM	93.78	0.006363620	0.60
EMISSIONS CONTROL EQUIPMENT MAINTENANCE	AUTOMATED WELLHEAD COM	94.30	0.006363620	0.60
EMISSIONS CONTROL EQUIPMENT MAINTENANCE	AUTOMATED WELLHEAD COM	161.59	0.006363620	1.03
FUEL/ POWER / ELECTRICAL	XCEL ENERGY	3,354.17	0.006363620	21.34
GATHERING/TREATING/DEHYDRATION	GAS WELL SERVICES INC	121.79	0.006363620	0.78
GATHERING/TREATING/DEHYDRATION	GAS WELL SERVICES INC	83.04	0.006363620	0.53
LEASE & FACILITY	MEWBOURNE OIL COMPANY	247.50	0.006363620	1.58
LEASE & FACILITY	MEWBOURNE OIL COMPANY	375.00	0.006363620	2.39
LEASE & FACILITY MAINTENANCE	KEYSTONE PUMP & SUPPLY LI	149.72	0.006363620	0.95
LEASE & FACILITY MAINTENANCE	KEYSTONE PUMP & SUPPLY LI	292.30	0.006363620	1.86
LEASE & FACILITY MAINTENANCE	TURNCO ENTERPRISES LLC	75.00	0.006363620	0.48
LEASE & FACILITY MAINTENANCE	TURNCO ENTERPRISES LLC	100.00	0.006363620	0.64
LEASE & FACILITY MAINTENANCE	TURNCO ENTERPRISES LLC	300.00	0.006363620	1.91
OVERHEAD-FIXED RATE	MEWBOURNE OIL COMPANY	889.09	0.006363620	5.66
PUMPING	MEWBOURNE OIL COMPANY	875.00	0.006363620	5.57
PUMPING	MEWBOURNE OIL COMPANY	875.00	0.006363620	5.57
RENTAL SERVICES	KODIAK GAS SERVICES LLC	3,715.83	0.006363620	23.65
SALT WATER DISPOSAL	MEWBOURNE OIL COMPANY	37,824.98	0.006363620	240.70
Total Lease Operating Expense Cost		52,121.92		331.71
<b>62915000-30 SUBTOTAL</b>		<b>52,121.92</b>	<b>331.71</b>	
<b>PROPERTY 62915000 TOTAL</b>		<b>55,938.64</b>	<b>356.00</b>	
<b>PROPERTY: 62916000 62916000-20 CREEDENCE 21/16 W1ED ST COM 1H</b>				
<u>Equipment Beyond Wellhead</u>				

## MEWBOURNE OIL COMPANY

Page 11

SIANA OIL & GAS CO, LLC  
TOM M RAGSDALE  
P O BOX 2246  
CONROE, TX 77305

INVOICE NO.: 202104-19053  
INVOICE DATE: 4-30-2021  
OWNER: 035904-1  
BILLING FOR: April 2021

REFERENCE/DESCRIPTION OF CHARGES		GROSS CHARGES	WORKING INTEREST	NET CHARGE
AUTOMATION METERING EQUIPMENT	MEWBOURNE OIL COMPANY	1,937.52	0.006363620	12.33
Total Equipment Beyond Wellhead Cost		1,937.52		12.33
<b>62916000-20 SUBTOTAL</b>		<b>1,937.52</b>	<b>12.33</b>	
<b>PROPERTY: 62916000 62916000-30 CREEDENCE 21/16 WIED ST COM 1H</b>				
<u>Lease Operating Expense</u>				
AUTOMATION MAINTENANCE	AMERICAN MILLENNIUM COR	6.43	0.006363620	0.04
COMPANY SUPERVISION	MEWBOURNE OIL COMPANY	300.00	0.006363620	1.91
COMPANY SUPERVISION	MEWBOURNE OIL COMPANY	600.00	0.006363620	3.82
COMPANY SUPERVISION	MEWBOURNE OIL COMPANY	600.00	0.006363620	3.82
COMPRESSOR MAINTENANCE	KEYSTONE PUMP & SUPPLY LI	29.87	0.006363620	0.19
COMPRESSOR MAINTENANCE	TRINITY OILFIELD SERVICES &	116.55	0.006363620	0.74
EMISSIONS CONTROL EQUIPMENT MAINTENANCE	KEYSTONE PUMP & SUPPLY LI	407.59	0.006363620	2.59
EMISSIONS CONTROL EQUIPMENT MAINTENANCE	VAPROX LLC	133.38	0.006363620	0.85
EMISSIONS CONTROL EQUIPMENT MAINTENANCE	AUTOMATED WELLHEAD COM	93.78	0.006363620	0.60
EMISSIONS CONTROL EQUIPMENT MAINTENANCE	AUTOMATED WELLHEAD COM	94.30	0.006363620	0.60
EMISSIONS CONTROL EQUIPMENT MAINTENANCE	AUTOMATED WELLHEAD COM	161.58	0.006363620	1.03
FUEL/ POWER / ELECTRICAL	XCEL ENERGY	4,369.51	0.006363620	27.81
GATHERING/TREATING/DEHYDRATION	GAS WELL SERVICES INC	121.80	0.006363620	0.78
GATHERING/TREATING/DEHYDRATION	GAS WELL SERVICES INC	83.05	0.006363620	0.53
LEASE & FACILITY	MEWBOURNE OIL COMPANY	247.50	0.006363620	1.58
LEASE & FACILITY	MEWBOURNE OIL COMPANY	187.50	0.006363620	1.19
LEASE & FACILITY MAINTENANCE	KEYSTONE PUMP & SUPPLY LI	149.73	0.006363620	0.95
LEASE & FACILITY MAINTENANCE	KEYSTONE PUMP & SUPPLY LI	292.31	0.006363620	1.86
LEASE & FACILITY MAINTENANCE	TURNCO ENTERPRISES LLC	75.00	0.006363620	0.48
LEASE & FACILITY MAINTENANCE	TURNCO ENTERPRISES LLC	100.00	0.006363620	0.64
OVERHEAD-FIXED RATE	MEWBOURNE OIL COMPANY	889.09	0.006363620	5.66
PUMPING	MEWBOURNE OIL COMPANY	875.00	0.006363620	5.57
PUMPING	MEWBOURNE OIL COMPANY	875.00	0.006363620	5.57
RENTAL SERVICES	KODIAK GAS SERVICES LLC	3,715.83	0.006363620	23.65
SALT WATER DISPOSAL	MEWBOURNE OIL COMPANY	46,104.24	0.006363620	293.39
Total Lease Operating Expense Cost		60,629.04		385.85
<b>62916000-30 SUBTOTAL</b>		<b>60,629.04</b>	<b>385.85</b>	
<b>PROPERTY 62916000 TOTAL</b>		<b>62,566.56</b>	<b>398.18</b>	
<b>PROPERTY: 62948000 62948000-10 INLAND 26/23 B2PI STATE COM 1H</b>				
<u>Intangible Well Cost</u>				
COMPANY SUPERVISION	MEWBOURNE OIL COMPANY	187.50	0.100000000	18.75
WATER AND OTHER	GLENN'S WATER WELL SERVIC	12,532.35	0.100000000	1,253.23
Total Intangible Well Cost Cost		12,719.85		1,271.98
<b>62948000-10 SUBTOTAL</b>		<b>12,719.85</b>	<b>1,271.98</b>	

## MEWBOURNE OIL COMPANY

Page 12

SIANA OIL & GAS CO, LLC  
TOM M RAGSDALE  
P O BOX 2246  
CONROE, TX 77305

INVOICE NO.: 202104-19053  
INVOICE DATE: 4-30-2021  
OWNER: 035904-1  
BILLING FOR: April 2021

REFERENCE/DESCRIPTION OF CHARGES	GROSS CHARGES	WORKING INTEREST	NET CHARGE	
PROPERTY: 62948000 62948000-20 INLAND 26/23 B2PI STATE COM 1H				
Intangible Well Cost				
COMPANY SUPERVISION	MEWBOURNE OIL COMPANY	2,400.00	0.100000000	240.00
COMPANY SUPERVISION	MEWBOURNE OIL COMPANY	1,200.00	0.100000000	120.00
COMPANY SUPERVISION	MEWBOURNE OIL COMPANY	600.00	0.100000000	60.00
COMPANY SUPERVISION	MEWBOURNE OIL COMPANY	2,400.00	0.100000000	240.00
COMPANY SUPERVISION	MEWBOURNE OIL COMPANY	2,400.00	0.100000000	240.00
CONTRACT SERVICES & SUPERVISION	SDS PETROLEUM CONSULTAN	3,165.00	0.100000000	316.50
EQUIPMENT RENTAL	L & R WELL SERVICE INC	1,170.84	0.100000000	117.08
EQUIPMENT RENTAL	PRESTIGE EQUIPMENT RENTA	4,865.79	0.100000000	486.58
HORIZONTAL DRILLOUT SERVICES	THRU TUBING SOLUTIONS INC	21,852.84	0.100000000	2,185.29
HORIZONTAL DRILLOUT SERVICES	VAREL INTERNATIONAL IND I	3,173.70	0.100000000	317.37
HORIZONTAL DRILLOUT SERVICES	WELL FOAM INC	22,672.45	0.100000000	2,267.25
HORIZONTAL DRILLOUT SERVICES	SWABCO INC	303.31	0.100000000	30.33
HORIZONTAL DRILLOUT SERVICES	GUNS UP SERVICES	60,514.35	0.100000000	6,051.43
HORIZONTAL DRILLOUT SERVICES	LESLIE CRAIG	2,233.91	0.100000000	223.40
HORIZONTAL DRILLOUT SERVICES	KLX ENERGY SERVICES LLC	44,362.75	0.100000000	4,436.28
HORIZONTAL DRILLOUT SERVICES	SARGE TRUCKING SERVICES, I	407.05	0.100000000	40.70
LOCATION / RESTORATION	DUKE OILFIELD SERVICES LLC	211.00	0.100000000	21.10
LOCATION / RESTORATION	PARKER ENERGY SUPPORT SE	1,837.47	0.100000000	183.75
LOCATION / RESTORATION	PARKER ENERGY SUPPORT SE	2,740.24	0.100000000	274.02
LOCATION / RESTORATION	SUNDANCE SERVICES WEST II	375.60	0.100000000	37.56
LOCATION / RESTORATION	SUNDANCE SERVICES WEST II	2,957.00	0.100000000	295.70
LOCATION / RESTORATION	NORTHERN DELAWARE BASIN	221.55	0.100000000	22.16
OVERHEAD FIXED RATE	MEWBOURNE OIL COMPANY	1,989.70	0.100000000	198.97
OVERHEAD FIXED RATE	MEWBOURNE OIL COMPANY	17,172.19	0.100000000	1,717.22
STIMULATION RENTALS & OTHER	WELL FOAM INC	3,204.38	0.100000000	320.44
STIMULATION RENTALS & OTHER	GUNS UP SERVICES	26,391.90	0.100000000	2,639.19
STIMULATION RENTALS & OTHER	D&H TRUCKING	987.06	0.100000000	98.70
STIMULATION RENTALS & OTHER	LESLIE CRAIG	12,467.83	0.100000000	1,246.78
STIMULATION RENTALS & OTHER	TRINITY OILFIELD SERVICES &	205.73	0.100000000	20.57
STIMULATION RENTALS & OTHER	TANMAR RENTALS LLC	4,977.67	0.100000000	497.77
STIMULATION RENTALS & OTHER	TANMAR RENTALS LLC	3,017.09	0.100000000	301.71
TRANSPORTATION	L & R WELL SERVICE INC	95.36	0.100000000	9.53
TRANSPORTATION	PRESTIGE EQUIPMENT RENTA	1,068.15	0.100000000	106.82
WELDING / CONSTRUCTION / MAINT. SERVICES	MEWBOURNE OIL COMPANY	375.00	0.100000000	37.50
Total Intangible Well Cost Cost		254,016.91		25,401.70
Tangible Well Cost				
TUBING HEAD & UPPER SECTION	DIVINE WIRELINE SOLUTIONS	11,107.86	0.100000000	1,110.79
TUBING HEAD & UPPER SECTION	VANZANDT CONTROLS, LLC	3,148.00	0.100000000	314.80
TUBING HEAD & UPPER SECTION	VANZANDT CONTROLS, LLC	6,296.00	0.100000000	629.60
Total Tangible Well Cost Cost		20,551.86		2,055.19



## MEWBOURNE OIL COMPANY

SIANA OIL & GAS CO, LLC  
TOM M RAGSDALE  
P O BOX 2246  
CONROE, TX 77305

INVOICE NO.: 202104-19053  
INVOICE DATE: 4-30-2021  
OWNER: 035904-1  
BILLING FOR: April 2021

REFERENCE/DESCRIPTION OF CHARGES		GROSS CHARGES	WORKING INTEREST	NET CHARGE
<u>Equipment Beyond Wellhead</u>				
AUTOMATION METERING EQUIPMENT	INGRAM PROFESSIONAL SERV	10,556.75	0.100000000	1,055.67
ELECTRICAL INSTALLATIONS	INGRAM PROFESSIONAL SERV	43,901.27	0.100000000	4,390.12
FITTINGS / VALVES & ACCESSORIES	JET SPECIALTY & SUPPLY INC	498.10	0.100000000	49.81
FITTINGS / VALVES & ACCESSORIES	GARNER PUMP & SUPPLY INC	1,670.58	0.100000000	167.06
PRODUCTION EQUIP INSTALLATION	DIVERSIFIED FIELD SERVICES	1,474.36	0.100000000	147.44
PRODUCTION EQUIP INSTALLATION	G&A FABRICATION LLC	2,700.39	0.100000000	270.04
PRODUCTION EQUIP INSTALLATION	JUSTIN WILSON	927.61	0.100000000	92.76
PRODUCTION EQUIP INSTALLATION	JUSTIN WILSON	508.56	0.100000000	50.86
PRODUCTION EQUIP INSTALLATION	TRINITY OILFIELD SERVICES &	316.50	0.100000000	31.65
PRODUCTION EQUIP INSTALLATION	TRINITY OILFIELD SERVICES &	205.73	0.100000000	20.57
PRODUCTION EQUIP INSTALLATION	TRINITY OILFIELD SERVICES &	635.75	0.100000000	63.58
PRODUCTION EQUIP INSTALLATION	TRINITY OILFIELD SERVICES &	205.73	0.100000000	20.57
PRODUCTION EQUIP INSTALLATION	TRINITY OILFIELD SERVICES &	240.02	0.100000000	24.00
PRODUCTION EQUIP INSTALLATION	TRINITY OILFIELD SERVICES &	137.15	0.100000000	13.71
PRODUCTION EQUIP INSTALLATION	TRINITY OILFIELD SERVICES &	240.02	0.100000000	24.00
PRODUCTION EQUIP INSTALLATION	TRINITY OILFIELD SERVICES &	205.73	0.100000000	20.57
PRODUCTION EQUIP INSTALLATION	TRINITY OILFIELD SERVICES &	137.15	0.100000000	13.71
SEPARATION / TREATING EQUIPMENT	G&A FABRICATION LLC	907.37	0.100000000	90.74
Total Equipment Beyond Wellhead Cost		65,468.77		6,546.86
<b>62948000-20 SUBTOTAL</b>		<b>340,037.54</b>	<b>34,003.75</b>	
<b>PROPERTY: 62948000 62948000-30 INLAND 26/23 B2PI STATE COM 1H</b>				
<u>Lease Operating Expense</u>				
AUTOMATION MAINTENANCE	TANKLOGIX LLC	821.61	0.100000000	82.17
CHEMICALS-OIL TREATING	CATALYST OILFIELD SERVICE	1,015.44	0.100000000	101.54
CHEMICALS-OIL TREATING	CATALYST OILFIELD SERVICE	1,523.16	0.100000000	152.32
CHEMICALS-WATER TREATING	EPDI	4,030.15	0.100000000	403.01
CHEMICALS-WATER TREATING	EPDI	398.04	0.100000000	39.80
CHEMICALS-WATER TREATING	EPDI	2,686.77	0.100000000	268.68
COMPANY SUPERVISION	MEWBOURNE OIL COMPANY	600.00	0.100000000	60.00
COMPANY SUPERVISION	MEWBOURNE OIL COMPANY	1,200.00	0.100000000	120.00
COMPANY SUPERVISION	MEWBOURNE OIL COMPANY	1,800.00	0.100000000	180.00
COMPANY SUPERVISION	MEWBOURNE OIL COMPANY	1,200.00	0.100000000	120.00
COMPANY SUPERVISION	MEWBOURNE OIL COMPANY	2,208.00	0.100000000	220.80
COMPANY SUPERVISION	MEWBOURNE OIL COMPANY	600.00	0.100000000	60.00
COMPANY SUPERVISION	MEWBOURNE OIL COMPANY	1,200.00	0.100000000	120.00
CONTRACT SUPERVISION	PACE OILFIELD SERVICES INC	6,357.96	0.100000000	635.79
CONTRACT SUPERVISION	PACE OILFIELD SERVICES INC	7,579.52	0.100000000	757.95
CONTRACT SUPERVISION	PACE OILFIELD SERVICES INC	7,579.52	0.100000000	757.95
CONTRACT SUPERVISION	PACE OILFIELD SERVICES INC	7,579.52	0.100000000	757.95
CONTRACT SUPERVISION	PACE OILFIELD SERVICES INC	7,579.52	0.100000000	757.95

## MEWBOURNE OIL COMPANY

Page 14

SIANA OIL & GAS CO, LLC  
TOM M RAGSDALE  
P O BOX 2246  
CONROE, TX 77305

INVOICE NO.: 202104-19053

INVOICE DATE: 4-30-2021

OWNER: 035904-1

BILLING FOR: April 2021

REFERENCE/DESCRIPTION OF CHARGES		GROSS CHARGES	WORKING INTEREST	NET CHARGE
EMISSIONS CONTROL EQUIPMENT MAINTENANCE	GARNER PUMP & SUPPLY INC	65.29	0.100000000	6.53
EMISSIONS CONTROL EQUIPMENT MAINTENANCE	AUTOMATED WELLHEAD COM	322.31	0.100000000	32.23
GATHERING/TREATING/DEHYDRATION	JET LABORATORIES INC	39.52	0.100000000	3.95
GATHERING/TREATING/DEHYDRATION	ATCHAFALAYA MEASUREMEN	2,531.84	0.100000000	253.19
LEASE & FACILITY	MEWBOURNE OIL COMPANY	750.00	0.100000000	75.00
LEASE & FACILITY	MEWBOURNE OIL COMPANY	1,500.00	0.100000000	150.00
LEASE & FACILITY	MEWBOURNE OIL COMPANY	187.50	0.100000000	18.75
LEASE & FACILITY	MEWBOURNE OIL COMPANY	1,125.00	0.100000000	112.50
LEASE & FACILITY	MEWBOURNE OIL COMPANY	622.50	0.100000000	62.25
LEASE & FACILITY MAINTENANCE	GARNER PUMP & SUPPLY INC	324.60	0.100000000	32.46
LEASE & FACILITY MAINTENANCE	GARNER PUMP & SUPPLY INC	20.52	0.100000000	2.05
LEASE & FACILITY MAINTENANCE	GARNER PUMP & SUPPLY INC	338.19	0.100000000	33.82
LEASE & FACILITY MAINTENANCE	GARNER PUMP & SUPPLY INC	19.68	0.100000000	1.97
LEASE & FACILITY MAINTENANCE	TURNCO ENTERPRISES LLC	200.00	0.100000000	20.00
LEASE & FACILITY MAINTENANCE	H-M TRUCKING LLC	776.85	0.100000000	77.69
LEASE & FACILITY MAINTENANCE	EP&S LLC	699.81	0.100000000	69.98
LEASE & FACILITY MAINTENANCE	EP&S LLC	1,600.25	0.100000000	160.02
LEASE & FACILITY MAINTENANCE	EP&S LLC	26.56	0.100000000	2.66
LEASE & FACILITY MAINTENANCE	TNT SPECIALTIES DBA TNT OI	57.30	0.100000000	5.73
MISCELLANEOUS EQUIPMENT RENTAL	PACE OILFIELD SERVICES INC	2,846.79	0.100000000	284.68
MISCELLANEOUS EQUIPMENT RENTAL	PACE OILFIELD SERVICES INC	551.90	0.100000000	55.19
OVERHEAD-FIXED RATE	MEWBOURNE OIL COMPANY	889.09	0.100000000	88.91
PRIME MOVER / PUMP MAINTENANCE	HR COMPRESSION & SERVICE	379.67	0.100000000	37.97
PUMPING	MEWBOURNE OIL COMPANY	875.00	0.100000000	87.50
PUMPING	MEWBOURNE OIL COMPANY	875.00	0.100000000	87.50
RENTAL SERVICES	USA COMPRESSION PARTNER	4,768.13	0.100000000	476.81
RENTAL SERVICES	MESA NATURAL GAS SOLUTIC	3,051.77	0.100000000	305.18
SALT WATER DISPOSAL	GUNS UP SERVICES	4,588.36	0.100000000	458.83
SALT WATER DISPOSAL	TRINITY OILFIELD SERVICES &	1,089.29	0.100000000	108.93
SALT WATER DISPOSAL	3 BEAR DELAWARE OPERATIN	33,055.98	0.100000000	3,305.60
SALT WATER DISPOSAL	RAZ OIL AND GAS	85.72	0.100000000	8.57
SALT WATER DISPOSAL	RAZ OIL AND GAS	1,671.52	0.100000000	167.15
SALT WATER DISPOSAL	RAZ OIL AND GAS	440.60	0.100000000	44.06
SALT WATER DISPOSAL	RAZ OIL AND GAS	2,808.15	0.100000000	280.81
SALT WATER DISPOSAL	SARGE TRUCKING SERVICES, I	7,663.16	0.100000000	766.32
SITE RESTORATION & EXCAVATION	HALL ENVIRONMENTAL ANAI	59.33	0.100000000	5.93
WELL EQUIPMENT-SURFACE	TURNCO ENTERPRISES LLC	400.00	0.100000000	40.00
WELL EQUIPMENT-SURFACE	DIVINE WIRELINE SOLUTIONS	1,535.16	0.100000000	153.51
WELL SERVICE & REPAIR	L & R WELL SERVICE INC	3,809.20	0.100000000	380.92
Total Lease Operating Expense Cost		138,610.75		13,861.06
62948000-30 SUBTOTAL		138,610.75		13,861.06

## MEWBOURNE OIL COMPANY

SIANA OIL & GAS CO, LLC  
TOM M RAGSDALE  
P O BOX 2246  
CONROE, TX 77305

INVOICE NO.: 202104-19053  
INVOICE DATE: 4-30-2021  
OWNER: 035904-1  
BILLING FOR: April 2021

REFERENCE/DESCRIPTION OF CHARGES	GROSS CHARGES	WORKING INTEREST	NET CHARGE	
PROPERTY 62948000 TOTAL	491,368.14	49,136.79		
62948000PREPAYMENTS			-49,136.79	
PROPERTY: 62958000 62958000-30 GAZELLE 22 B3MD FED COM 1H				
Lease Operating Expense				
AUTOMATION MAINTENANCE	AMERICAN MILLENNIUM COR	15.94	0.196991940	3.13
AUTOMATION MAINTENANCE	AMERICAN MILLENNIUM COR	12.85	0.196991940	2.53
AUTOMATION MAINTENANCE	TANKLOGIX LLC	32.58	0.196991940	6.42
CHEMICALS-WATER TREATING	EPDI	121.93	0.196991940	24.02
CHEMICALS-WATER TREATING	EPDI	253.06	0.196991940	49.85
CHEMICALS-WATER TREATING	EPDI	202.44	0.196991940	39.88
CHEMICALS-WATER TREATING	EPDI	101.22	0.196991940	19.93
COMPANY SUPERVISION	MEWBOURNE OIL COMPANY	300.00	0.196991940	59.10
EMISSIONS CONTROL EQUIPMENT MAINTENANCE	G&A FABRICATION LLC	102.31	0.196991940	20.16
EMISSIONS CONTROL EQUIPMENT MAINTENANCE	G&A FABRICATION LLC	76.19	0.196991940	15.01
EMISSIONS CONTROL EQUIPMENT MAINTENANCE	G&A FABRICATION LLC	76.19	0.196991940	15.01
EMISSIONS CONTROL EQUIPMENT MAINTENANCE	HERO FLARE LLC	332.25	0.196991940	65.45
FUEL/ POWER / ELECTRICAL	XCEL ENERGY	0.01	0.196991940	0.00
FUEL/ POWER / ELECTRICAL	PILOT THOMAS LOGISTICS LLC	59.78	0.196991940	11.78
FUEL/ POWER / ELECTRICAL	PILOT THOMAS LOGISTICS LLC	49.70	0.196991940	9.79
FUEL/ POWER / ELECTRICAL	PILOT THOMAS LOGISTICS LLC	43.44	0.196991940	8.56
GATHERING/TREATING/DEHYDRATION	MEWBOURNE OIL COMPANY-I	66.72	0.196991940	13.15
LEASE & FACILITY MAINTENANCE	K&S OILFIELD SUPPLIES LLC	20.44	0.196991940	4.03
LEASE & FACILITY MAINTENANCE	MPS ENTERPRISES INC	165.62	0.196991940	32.63
LEASE & FACILITY MAINTENANCE	MPS ENTERPRISES INC	316.11	0.196991940	62.27
LEASE & FACILITY MAINTENANCE	TURNCO ENTERPRISES LLC	12.00	0.196991940	2.36
LEASE & FACILITY MAINTENANCE	TURNCO ENTERPRISES LLC	12.75	0.196991940	2.51
LEASE & FACILITY MAINTENANCE	TURNCO ENTERPRISES LLC	18.00	0.196991940	3.55
LEASE & FACILITY MAINTENANCE	INGRAM PROFESSIONAL SERV	264.97	0.196991940	52.19
LEASE & FACILITY MAINTENANCE	INGRAM PROFESSIONAL SERV	307.33	0.196991940	60.54
LEASE & FACILITY MAINTENANCE	INGRAM PROFESSIONAL SERV	478.17	0.196991940	94.20
LEASE & FACILITY MAINTENANCE	INGRAM PROFESSIONAL SERV	115.70	0.196991940	22.79
LEASE & FACILITY MAINTENANCE	INGRAM PROFESSIONAL SERV	55.21	0.196991940	10.88
LEASE & FACILITY MAINTENANCE	INGRAM PROFESSIONAL SERV	14.51	0.196991940	2.86
LEASE & FACILITY MAINTENANCE	H-M TRUCKING LLC	86.32	0.196991940	17.00
LEASE & FACILITY MAINTENANCE	H-M TRUCKING LLC	86.32	0.196991940	17.00
LEASE & FACILITY MAINTENANCE	H-M TRUCKING LLC	205.01	0.196991940	40.39
LEASE & FACILITY MAINTENANCE	EP&S LLC	78.55	0.196991940	15.47
LEASE & FACILITY MAINTENANCE	LIMESTONE BASIN PROPERTIE	5,747.76	0.196991940	1,132.27
MISCELLANEOUS EQUIPMENT RENTAL	MEWBOURNE OIL COMPANY	243.04	0.196991940	47.88
OVERHEAD-FIXED RATE	MEWBOURNE OIL COMPANY	889.09	0.196991940	175.14
PRIME MOVER / PUMP MAINTENANCE	HR COMPRESSION & SERVICE	39.46	0.196991940	7.77

## MEWBOURNE OIL COMPANY

Page 16

SIANA OIL & GAS CO, LLC  
TOM M RAGSDALE  
P O BOX 2246  
CONROE, TX 77305

INVOICE NO.: 202104-19053

INVOICE DATE: 4-30-2021

OWNER: 035904-1

BILLING FOR: April 2021

REFERENCE/DESCRIPTION OF CHARGES		GROSS CHARGES	WORKING INTEREST	NET CHARGE
PUMPING	MEWBOURNE OIL COMPANY	875.00	0.196991940	172.36
PUMPING	MEWBOURNE OIL COMPANY	437.50	0.196991940	86.19
RENTAL SERVICES	PRESTIGE EQUIPMENT RENTA	167.49	0.196991940	33.00
RENTAL SERVICES	KODIAK GAS SERVICES LLC	4,917.51	0.196991940	968.71
SALT WATER DISPOSAL	OWL SWD OPERATING LLC	112.42	0.196991940	22.15
SALT WATER DISPOSAL	LIMESTONE BASIN PROPERTIE	164.94	0.196991940	32.48
SITE RESTORATION & EXCAVATION	TURNCO ENTERPRISES LLC	92.00	0.196991940	18.13
SITE RESTORATION & EXCAVATION	NORTHERN DELAWARE BASIN	10.63	0.196991940	2.10
Total Lease Operating Expense Cost		17,780.46		3,502.62

62958000-30 SUBTOTAL

17,780.46

3,502.62

PROPERTY 62958000 TOTAL

17,780.46

3,502.62

PROPERTY: 72076000 72076000-10 INLAND 26/23 B2OJ STATE COM 1H

Intangible Well Cost

COMPANY SUPERVISION	MEWBOURNE OIL COMPANY	187.50	0.100000000	18.75
WATER AND OTHER	GLENN'S WATER WELL SERVIC	12,532.34	0.100000000	1,253.23
WELDING / CONSTRUCTION / MAINT. SERVICES	MC WELDING LLC	1,477.59	0.100000000	147.76
Total Intangible Well Cost Cost		14,197.43		1,419.74

72076000-10 SUBTOTAL

14,197.43

1,419.74

PROPERTY: 72076000 72076000-20 INLAND 26/23 B2OJ STATE COM 1H

Intangible Well Cost

COMPANY SUPERVISION	MEWBOURNE OIL COMPANY	2,400.00	0.100000000	240.00
COMPANY SUPERVISION	MEWBOURNE OIL COMPANY	1,200.00	0.100000000	120.00
COMPANY SUPERVISION	MEWBOURNE OIL COMPANY	1,200.00	0.100000000	120.00
COMPANY SUPERVISION	MEWBOURNE OIL COMPANY	600.00	0.100000000	60.00
COMPANY SUPERVISION	MEWBOURNE OIL COMPANY	2,400.00	0.100000000	240.00
COMPANY SUPERVISION	MEWBOURNE OIL COMPANY	2,400.00	0.100000000	240.00
CONTRACT SERVICES & SUPERVISION	SDS PETROLEUM CONSULTAN	3,165.00	0.100000000	316.49
CONTRACT SERVICES & SUPERVISION	SDS PETROLEUM CONSULTAN	8,967.50	0.100000000	896.75
EQUIPMENT RENTAL	PRESTIGE EQUIPMENT RENTA	4,865.87	0.100000000	486.59
HORIZONTAL DRILLOUT SERVICES	THRU TUBING SOLUTIONS INC	49,901.06	0.100000000	4,990.11
HORIZONTAL DRILLOUT SERVICES	VAREL INTERNATIONAL IND I	3,173.70	0.100000000	317.37
HORIZONTAL DRILLOUT SERVICES	WELL FOAM INC	26,439.99	0.100000000	2,644.00
HORIZONTAL DRILLOUT SERVICES	SWABCO INC	303.31	0.100000000	30.33
HORIZONTAL DRILLOUT SERVICES	GUNS UP SERVICES	60,514.35	0.100000000	6,051.43
HORIZONTAL DRILLOUT SERVICES	LESLIE CRAIG	2,233.91	0.100000000	223.39
HORIZONTAL DRILLOUT SERVICES	KLX ENERGY SERVICES LLC	91,679.50	0.100000000	9,167.95
HORIZONTAL DRILLOUT SERVICES	SARGE TRUCKING SERVICES, I	407.03	0.100000000	40.70
LOCATION / RESTORATION	DUKE OILFIELD SERVICES LLC	211.00	0.100000000	21.10
LOCATION / RESTORATION	PARKER ENERGY SUPPORT SE	1,837.45	0.100000000	183.74
LOCATION / RESTORATION	PARKER ENERGY SUPPORT SE	2,740.22	0.100000000	274.02

## MEWBOURNE OIL COMPANY

SIANA OIL & GAS CO, LLC  
TOM M RAGSDALE  
P O BOX 2246  
CONROE, TX 77305

INVOICE NO.: 202104-19053  
INVOICE DATE: 4-30-2021  
OWNER: 035904-1  
BILLING FOR: April 2021

REFERENCE/DESCRIPTION OF CHARGES		GROSS CHARGES	WORKING INTEREST	NET CHARGE
LOCATION / RESTORATION	SUNDANCE SERVICES WEST IF	375.59	0.100000000	37.56
LOCATION / RESTORATION	SUNDANCE SERVICES WEST IF	2,956.99	0.100000000	295.70
LOCATION / RESTORATION	NORTHERN DELAWARE BASIN	221.55	0.100000000	22.16
OVERHEAD FIXED RATE	MEWBOURNE OIL COMPANY	1,705.46	0.100000000	170.55
OVERHEAD FIXED RATE	MEWBOURNE OIL COMPANY	17,172.27	0.100000000	1,717.23
STIMULATION RENTALS & OTHER	WELL FOAM INC	3,204.38	0.100000000	320.44
STIMULATION RENTALS & OTHER	GUNS UP SERVICES	26,391.90	0.100000000	2,639.19
STIMULATION RENTALS & OTHER	D&H TRUCKING	987.06	0.100000000	98.70
STIMULATION RENTALS & OTHER	LESLIE CRAIG	12,467.83	0.100000000	1,246.78
STIMULATION RENTALS & OTHER	TRINITY OILFIELD SERVICES &	205.73	0.100000000	20.57
STIMULATION RENTALS & OTHER	TANMAR RENTALS LLC	4,977.67	0.100000000	497.77
STIMULATION RENTALS & OTHER	TANMAR RENTALS LLC	3,017.09	0.100000000	301.71
TRANSPORTATION	L & R WELL SERVICE INC	95.36	0.100000000	9.54
TRANSPORTATION	JW OILFIELD HAULING INC	1,345.84	0.100000000	134.59
TRANSPORTATION	PRESTIGE EQUIPMENT RENTA	1,068.18	0.100000000	106.82
WELDING / CONSTRUCTION / MAINT. SERVICES	MEWBOURNE OIL COMPANY	375.00	0.100000000	37.50
Total Intangible Well Cost Cost		343,207.79		34,320.78
<u>Tangible Well Cost</u>				
TUBING HEAD & UPPER SECTION	VANZANDT CONTROLS, LLC	3,148.00	0.100000000	314.80
Total Tangible Well Cost Cost		3,148.00		314.80
<u>Equipment Beyond Wellhead</u>				
AUTOMATION METERING EQUIPMENT	INGRAM PROFESSIONAL SERV	10,556.73	0.100000000	1,055.67
ELECTRICAL INSTALLATIONS	INGRAM PROFESSIONAL SERV	43,901.19	0.100000000	4,390.12
FITTINGS / VALVES & ACCESSORIES	JET SPECIALTY & SUPPLY INC	498.11	0.100000000	49.81
FITTINGS / VALVES & ACCESSORIES	GARNER PUMP & SUPPLY INC	1,670.58	0.100000000	167.06
PRODUCTION EQUIP INSTALLATION	DIVERSIFIED FIELD SERVICES	1,474.37	0.100000000	147.44
PRODUCTION EQUIP INSTALLATION	G&A FABRICATION LLC	2,700.41	0.100000000	270.04
PRODUCTION EQUIP INSTALLATION	JUSTIN WILSON	927.59	0.100000000	92.76
PRODUCTION EQUIP INSTALLATION	JUSTIN WILSON	508.56	0.100000000	50.85
PRODUCTION EQUIP INSTALLATION	TRINITY OILFIELD SERVICES &	316.50	0.100000000	31.65
PRODUCTION EQUIP INSTALLATION	TRINITY OILFIELD SERVICES &	205.72	0.100000000	20.57
PRODUCTION EQUIP INSTALLATION	TRINITY OILFIELD SERVICES &	205.72	0.100000000	20.57
PRODUCTION EQUIP INSTALLATION	TRINITY OILFIELD SERVICES &	240.01	0.100000000	24.00
PRODUCTION EQUIP INSTALLATION	TRINITY OILFIELD SERVICES &	137.15	0.100000000	13.71
PRODUCTION EQUIP INSTALLATION	TRINITY OILFIELD SERVICES &	240.01	0.100000000	24.00
PRODUCTION EQUIP INSTALLATION	TRINITY OILFIELD SERVICES &	205.72	0.100000000	20.57
PRODUCTION EQUIP INSTALLATION	TRINITY OILFIELD SERVICES &	137.15	0.100000000	13.71
SEPARATION / TREATING EQUIPMENT	G&A FABRICATION LLC	907.38	0.100000000	90.74
Total Equipment Beyond Wellhead Cost		64,832.90		6,483.27

72076000-20 SUBTOTAL

411,188.69

41,118.85

PROPERTY: 72076000 72076000-30 INLAND 26/23 B2OJ STATE COM 1H



## MEWBOURNE OIL COMPANY

Page 18

SIANA OIL & GAS CO, LLC  
TOM M RAGSDALE  
P O BOX 2246  
CONROE, TX 77305

INVOICE NO.: 202104-19053

INVOICE DATE: 4-30-2021

OWNER: 035904-1

BILLING FOR: April 2021

REFERENCE/DESCRIPTION OF CHARGES		GROSS CHARGES	WORKING INTEREST	NET CHARGE
<u>Lease Operating Expense</u>				
AUTOMATION MAINTENANCE	TANKLOGIX LLC	821.60	0.100000000	82.16
CHEMICALS-OIL TREATING	CATALYST OILFIELD SERVICE	4,061.75	0.100000000	406.18
CHEMICALS-OIL TREATING	CATALYST OILFIELD SERVICE	1,523.16	0.100000000	152.32
CHEMICALS-WATER TREATING	EPDI	3,401.80	0.100000000	340.18
CHEMICALS-WATER TREATING	EPDI	335.98	0.100000000	33.60
CHEMICALS-WATER TREATING	EPDI	2,267.86	0.100000000	226.78
COMPANY SUPERVISION	MEWBOURNE OIL COMPANY	600.00	0.100000000	60.00
COMPANY SUPERVISION	MEWBOURNE OIL COMPANY	1,200.00	0.100000000	120.00
COMPANY SUPERVISION	MEWBOURNE OIL COMPANY	1,800.00	0.100000000	180.00
COMPANY SUPERVISION	MEWBOURNE OIL COMPANY	1,200.00	0.100000000	120.00
COMPANY SUPERVISION	MEWBOURNE OIL COMPANY	2,196.00	0.100000000	219.60
COMPANY SUPERVISION	MEWBOURNE OIL COMPANY	600.00	0.100000000	60.00
COMPANY SUPERVISION	MEWBOURNE OIL COMPANY	1,200.00	0.100000000	120.00
CONTRACT SUPERVISION	PACE OILFIELD SERVICES INC	6,357.96	0.100000000	635.79
CONTRACT SUPERVISION	PACE OILFIELD SERVICES INC	7,579.52	0.100000000	757.95
CONTRACT SUPERVISION	PACE OILFIELD SERVICES INC	7,579.52	0.100000000	757.95
CONTRACT SUPERVISION	PACE OILFIELD SERVICES INC	7,579.52	0.100000000	757.95
CONTRACT SUPERVISION	PACE OILFIELD SERVICES INC	7,579.52	0.100000000	757.95
EMISSIONS CONTROL EQUIPMENT MAINTENANCE	GARNER PUMP & SUPPLY INC	65.28	0.100000000	6.52
EMISSIONS CONTROL EQUIPMENT MAINTENANCE	AUTOMATED WELLHEAD COM	322.30	0.100000000	32.23
GATHERING/TREATING/DEHYDRATION	JET LABORATORIES INC	39.52	0.100000000	3.96
GATHERING/TREATING/DEHYDRATION	ATCHAFALAYA MEASUREMEN	1,293.80	0.100000000	129.38
LEASE & FACILITY	MEWBOURNE OIL COMPANY	1,500.00	0.100000000	150.00
LEASE & FACILITY	MEWBOURNE OIL COMPANY	187.50	0.100000000	18.75
LEASE & FACILITY	MEWBOURNE OIL COMPANY	1,500.00	0.100000000	150.00
LEASE & FACILITY	MEWBOURNE OIL COMPANY	630.00	0.100000000	63.00
LEASE & FACILITY MAINTENANCE	GARNER PUMP & SUPPLY INC	2,021.73	0.100000000	202.18
LEASE & FACILITY MAINTENANCE	GARNER PUMP & SUPPLY INC	324.60	0.100000000	32.46
LEASE & FACILITY MAINTENANCE	GARNER PUMP & SUPPLY INC	20.52	0.100000000	2.05
LEASE & FACILITY MAINTENANCE	GARNER PUMP & SUPPLY INC	338.19	0.100000000	33.82
LEASE & FACILITY MAINTENANCE	GARNER PUMP & SUPPLY INC	19.66	0.100000000	1.96
LEASE & FACILITY MAINTENANCE	TURNCO ENTERPRISES LLC	200.00	0.100000000	20.00
LEASE & FACILITY MAINTENANCE	EP&S LLC	699.82	0.100000000	69.98
LEASE & FACILITY MAINTENANCE	EP&S LLC	1,600.27	0.100000000	160.03
LEASE & FACILITY MAINTENANCE	EP&S LLC	26.56	0.100000000	2.66
LEASE & FACILITY MAINTENANCE	TNT SPECIALTIES DBA TNT OI	57.29	0.100000000	5.73
MISCELLANEOUS EQUIPMENT RENTAL	PACE OILFIELD SERVICES INC	2,846.79	0.100000000	284.68
MISCELLANEOUS EQUIPMENT RENTAL	PACE OILFIELD SERVICES INC	551.91	0.100000000	55.19
OVERHEAD-FIXED RATE	MEWBOURNE OIL COMPANY	889.09	0.100000000	88.91
PRIME MOVER / PUMP MAINTENANCE	HR COMPRESSION & SERVICE	379.65	0.100000000	37.96
PUMPING	MEWBOURNE OIL COMPANY	875.00	0.100000000	87.50

## MEWBOURNE OIL COMPANY

Page 19

SIANA OIL & GAS CO, LLC  
TOM M RAGSDALE  
P O BOX 2246  
CONROE, TX 77305

INVOICE NO.: 202104-19053  
INVOICE DATE: 4-30-2021  
OWNER: 035904-1  
BILLING FOR: April 2021

REFERENCE/DESCRIPTION OF CHARGES		GROSS CHARGES	WORKING INTEREST	NET CHARGE
PUMPING	MEWBOURNE OIL COMPANY	875.00	0.100000000	87.50
RENTAL SERVICES	USA COMPRESSION PARTNERS	4,747.51	0.100000000	474.75
RENTAL SERVICES	MESA NATURAL GAS SOLUTIONS	3,051.75	0.100000000	305.18
SALT WATER DISPOSAL	GUNS UP SERVICES	3,754.11	0.100000000	375.41
SALT WATER DISPOSAL	TRINITY OILFIELD SERVICES &	1,089.29	0.100000000	108.93
SALT WATER DISPOSAL	3 BEAR DELAWARE OPERATING	26,864.90	0.100000000	2,686.49
SALT WATER DISPOSAL	RAZ OIL AND GAS	85.72	0.100000000	8.57
SALT WATER DISPOSAL	RAZ OIL AND GAS	1,671.51	0.100000000	167.15
SALT WATER DISPOSAL	RAZ OIL AND GAS	440.59	0.100000000	44.06
SALT WATER DISPOSAL	RAZ OIL AND GAS	2,808.14	0.100000000	280.81
SALT WATER DISPOSAL	SARGE TRUCKING SERVICES, L	7,662.99	0.100000000	766.30
SALT WATER DISPOSAL	SARGE TRUCKING SERVICES, L	2,731.53	0.100000000	273.15
SITE RESTORATION & EXCAVATION	HALL ENVIRONMENTAL ANAL	59.33	0.100000000	5.93
Total Lease Operating Expense Cost		130,116.04		13,011.59
<b>72076000-30 SUBTOTAL</b>		<b>130,116.04</b>		<b>13,011.59</b>
<b>PROPERTY 72076000 TOTAL</b>		<b>555,502.16</b>		<b>55,550.18</b>
<b>72076000PREPAYMENTS</b>				<b>-55,550.18</b>
<b>PROPERTY: 72185000 72185000-20 CREEDENCE 21/16 W0FC ST COM 4H</b>				
<u>Intangible Well Cost</u>				
OVERHEAD FIXED RATE	MEWBOURNE OIL COMPANY	2,881.56	0.006363620	18.34
Total Intangible Well Cost Cost		2,881.56		18.34
<u>Equipment Beyond Wellhead</u>				
AUTOMATION METERING EQUIPMENT	MEWBOURNE OIL COMPANY	3,816.72	0.006363620	24.29
AUTOMATION METERING EQUIPMENT	CONTROL EQUIPMENT INC	993.89	0.006363620	6.32
FITTINGS / VALVES & ACCESSORIES	KEYSTONE PUMP & SUPPLY LI	29.87	0.006363620	0.19
Total Equipment Beyond Wellhead Cost		4,840.48		30.80
<b>72185000-20 SUBTOTAL</b>		<b>7,722.04</b>		<b>49.14</b>
<b>PROPERTY: 72185000 72185000-30 CREEDENCE 21/16 W0FC ST COM 4H</b>				
<u>Lease Operating Expense</u>				
AUTOMATION MAINTENANCE	AMERICAN MILLENNIUM COR	6.42	0.006363620	0.04
AUTOMATION MAINTENANCE	TANKLOGIX LLC	139.94	0.006363620	0.89
AUTOMATION MAINTENANCE	TANKLOGIX LLC	494.96	0.006363620	3.15
AUTOMATION MAINTENANCE	VANZANDT CONTROLS, LLC	3,233.12	0.006363620	20.57
CHEMICALS-CORROSION TREATING	IMPERATIVE CHEMICAL PART	625.04	0.006363620	3.98
CHEMICALS-CORROSION TREATING	IMPERATIVE CHEMICAL PART	625.04	0.006363620	3.98
CHEMICALS-CORROSION TREATING	IMPERATIVE CHEMICAL PART	625.04	0.006363620	3.98
CHEMICALS-CORROSION TREATING	IMPERATIVE CHEMICAL PART	625.04	0.006363620	3.98
CHEMICALS-WATER TREATING	EPDI	2,029.40	0.006363620	12.91
CHEMICALS-WATER TREATING	EPDI	2,157.38	0.006363620	13.73
COMPANY SUPERVISION	MEWBOURNE OIL COMPANY	300.00	0.006363620	1.91

## MEWBOURNE OIL COMPANY

SIANA OIL & GAS CO, LLC  
TOM M RAGSDALE  
P O BOX 2246  
CONROE, TX 77305

INVOICE NO.: 202104-19053

INVOICE DATE: 4-30-2021

OWNER: 035904-1

BILLING FOR: April 2021

REFERENCE/DESCRIPTION OF CHARGES		GROSS CHARGES	WORKING INTEREST	NET CHARGE
COMPANY SUPERVISION	MEWBOURNE OIL COMPANY	900.00	0.006363620	5.73
COMPANY SUPERVISION	MEWBOURNE OIL COMPANY	600.00	0.006363620	3.82
COMPANY SUPERVISION	MEWBOURNE OIL COMPANY	900.00	0.006363620	5.73
CONTRACT SUPERVISION	TURNCO ENTERPRISES LLC	66.25	0.006363620	0.42
CONTRACT SUPERVISION	TURNCO ENTERPRISES LLC	66.25	0.006363620	0.42
CONTRACT SUPERVISION	TURNCO ENTERPRISES LLC	1,601.25	0.006363620	10.19
CONTRACT SUPERVISION	TURNCO ENTERPRISES LLC	1,685.25	0.006363620	10.72
CONTRACT SUPERVISION	TURNCO ENTERPRISES LLC	1,601.25	0.006363620	10.19
CONTRACT SUPERVISION	TURNCO ENTERPRISES LLC	1,601.25	0.006363620	10.19
CONTRACT SUPERVISION	TURNCO ENTERPRISES LLC	1,685.25	0.006363620	10.72
EMISSIONS CONTROL EQUIPMENT MAINTENANCE	KEYSTONE PUMP & SUPPLY LI	407.58	0.006363620	2.59
EMISSIONS CONTROL EQUIPMENT MAINTENANCE	VAPROX LLC	133.39	0.006363620	0.85
EMISSIONS CONTROL EQUIPMENT MAINTENANCE	AUTOMATED WELLHEAD COM	93.78	0.006363620	0.60
EMISSIONS CONTROL EQUIPMENT MAINTENANCE	AUTOMATED WELLHEAD COM	94.31	0.006363620	0.60
EMISSIONS CONTROL EQUIPMENT MAINTENANCE	AUTOMATED WELLHEAD COM	161.59	0.006363620	1.03
GATHERING/TREATING/DEHYDRATION	GAS WELL SERVICES INC	121.80	0.006363620	0.78
GATHERING/TREATING/DEHYDRATION	GAS WELL SERVICES INC	83.04	0.006363620	0.53
LEASE & FACILITY	MEWBOURNE OIL COMPANY	375.00	0.006363620	2.39
LEASE & FACILITY	MEWBOURNE OIL COMPANY	375.00	0.006363620	2.39
LEASE & FACILITY	MEWBOURNE OIL COMPANY	375.00	0.006363620	2.39
LEASE & FACILITY	MEWBOURNE OIL COMPANY	375.00	0.006363620	2.39
LEASE & FACILITY MAINTENANCE	KEYSTONE PUMP & SUPPLY LI	149.72	0.006363620	0.95
LEASE & FACILITY MAINTENANCE	KEYSTONE PUMP & SUPPLY LI	292.30	0.006363620	1.86
LEASE & FACILITY MAINTENANCE	TURNCO ENTERPRISES LLC	75.00	0.006363620	0.48
LEASE & FACILITY MAINTENANCE	TURNCO ENTERPRISES LLC	275.00	0.006363620	1.75
LEASE & FACILITY MAINTENANCE	TURNCO ENTERPRISES LLC	100.00	0.006363620	0.64
LEASE & FACILITY MAINTENANCE	TURNCO ENTERPRISES LLC	150.00	0.006363620	0.95
LEASE & FACILITY MAINTENANCE	TURNCO ENTERPRISES LLC	125.00	0.006363620	0.80
LEASE & FACILITY MAINTENANCE	TURNCO ENTERPRISES LLC	300.00	0.006363620	1.91
LEASE & FACILITY MAINTENANCE	TURNCO ENTERPRISES LLC	100.00	0.006363620	0.64
LEASE & FACILITY MAINTENANCE	TURNCO ENTERPRISES LLC	125.00	0.006363620	0.80
LEASE & FACILITY MAINTENANCE	R360 ENVIRONMENTAL SOLUT	220.00	0.006363620	1.40
LEASE & FACILITY MAINTENANCE	TRINITY OILFIELD SERVICES &	349.66	0.006363620	2.23
LEASE & FACILITY MAINTENANCE	TRINITY OILFIELD SERVICES &	63.58	0.006363620	0.40
LEASE & FACILITY MAINTENANCE	H-M TRUCKING LLC	431.58	0.006363620	2.75
LEASE & FACILITY MAINTENANCE	QATAR LLC	271.14	0.006363620	1.73
MISCELLANEOUS EQUIPMENT RENTAL	MEWBOURNE OIL COMPANY	1,000.00	0.006363620	6.36
OVERHEAD-FIXED RATE	MEWBOURNE OIL COMPANY	807.20	0.006363620	5.14
PUMPING	MEWBOURNE OIL COMPANY	875.00	0.006363620	5.57
PUMPING	MEWBOURNE OIL COMPANY	875.00	0.006363620	5.57
RENTAL SERVICES	KODIAK GAS SERVICES LLC	3,715.83	0.006363620	23.65
SALT WATER DISPOSAL	MEWBOURNE OIL COMPANY	32,881.01	0.006363620	209.24

## MEWBOURNE OIL COMPANY

SIANA OIL & GAS CO, LLC  
TOM M RAGSDALE  
P O BOX 2246  
CONROE, TX 77305

INVOICE NO.: 202104-19053  
INVOICE DATE: 4-30-2021  
OWNER: 035904-1  
BILLING FOR: April 2021

REFERENCE/DESCRIPTION OF CHARGES	GROSS CHARGES	WORKING INTEREST	NET CHARGE	
Total Lease Operating Expense Cost	67,345.64		428.61	
72185000-30 SUBTOTAL	67,345.64	428.61		
PROPERTY 72185000 TOTAL	75,067.68	477.75		
72185000PREPAYMENTS			-477.75	
PROPERTY: 72186000 72186000-20 CREEDENCE 21/16 W1FC ST COM 3H				
Intangible Well Cost				
OVERHEAD FIXED RATE	MEWBOURNE OIL COMPANY	2,947.22	0.006363620	18.76
Total Intangible Well Cost Cost		2,947.22		18.76
Equipment Beyond Wellhead				
AUTOMATION METERING EQUIPMENT	MEWBOURNE OIL COMPANY	1,937.52	0.006363620	12.33
AUTOMATION METERING EQUIPMENT	CONTROL EQUIPMENT INC	993.88	0.006363620	6.32
FITTINGS / VALVES & ACCESSORIES	KEYSTONE PUMP & SUPPLY LI	29.87	0.006363620	0.19
Total Equipment Beyond Wellhead Cost		2,961.27		18.84
72186000-20 SUBTOTAL	5,908.49	37.60		
PROPERTY: 72186000 72186000-30 CREEDENCE 21/16 W1FC ST COM 3H				
Lease Operating Expense				
AUTOMATION MAINTENANCE	AMERICAN MILLENNIUM COR	6.43	0.006363620	0.04
AUTOMATION MAINTENANCE	TANKLOGIX LLC	139.94	0.006363620	0.89
AUTOMATION MAINTENANCE	TANKLOGIX LLC	494.80	0.006363620	3.15
CHEMICALS-CORROSION TREATING	IMPERATIVE CHEMICAL PART	624.99	0.006363620	3.98
CHEMICALS-CORROSION TREATING	IMPERATIVE CHEMICAL PART	624.99	0.006363620	3.98
CHEMICALS-CORROSION TREATING	IMPERATIVE CHEMICAL PART	625.00	0.006363620	3.98
CHEMICALS-CORROSION TREATING	IMPERATIVE CHEMICAL PART	625.00	0.006363620	3.98
CHEMICALS-WATER TREATING	EPDI	2,029.38	0.006363620	12.91
CHEMICALS-WATER TREATING	EPDI	2,157.37	0.006363620	13.73
COMPANY SUPERVISION	MEWBOURNE OIL COMPANY	300.00	0.006363620	1.91
COMPANY SUPERVISION	MEWBOURNE OIL COMPANY	300.00	0.006363620	1.91
COMPANY SUPERVISION	MEWBOURNE OIL COMPANY	900.00	0.006363620	5.73
CONTRACT SUPERVISION	TURNCO ENTERPRISES LLC	66.25	0.006363620	0.42
CONTRACT SUPERVISION	TURNCO ENTERPRISES LLC	66.25	0.006363620	0.42
CONTRACT SUPERVISION	TURNCO ENTERPRISES LLC	1,601.25	0.006363620	10.19
CONTRACT SUPERVISION	TURNCO ENTERPRISES LLC	1,685.25	0.006363620	10.72
CONTRACT SUPERVISION	TURNCO ENTERPRISES LLC	1,601.25	0.006363620	10.19
CONTRACT SUPERVISION	TURNCO ENTERPRISES LLC	1,601.25	0.006363620	10.19
CONTRACT SUPERVISION	TURNCO ENTERPRISES LLC	1,685.25	0.006363620	10.72
EMISSIONS CONTROL EQUIPMENT MAINTENANCE	KEYSTONE PUMP & SUPPLY LI	407.58	0.006363620	2.59
EMISSIONS CONTROL EQUIPMENT MAINTENANCE	VAPROX LLC	133.38	0.006363620	0.85
EMISSIONS CONTROL EQUIPMENT MAINTENANCE	AUTOMATED WELLHEAD COM	93.76	0.006363620	0.60
EMISSIONS CONTROL EQUIPMENT MAINTENANCE	AUTOMATED WELLHEAD COM	94.30	0.006363620	0.60
EMISSIONS CONTROL EQUIPMENT MAINTENANCE	AUTOMATED WELLHEAD COM	161.58	0.006363620	1.03

## MEWBOURNE OIL COMPANY

SIANA OIL & GAS CO, LLC  
TOM M RAGSDALE  
P O BOX 2246  
CONROE, TX 77305

INVOICE NO.: 202104-19053  
INVOICE DATE: 4-30-2021  
OWNER: 035904-1  
BILLING FOR: April 2021

REFERENCE/DESCRIPTION OF CHARGES		GROSS CHARGES	WORKING INTEREST	NET CHARGE
GATHERING/TREATING/DEHYDRATION	GAS WELL SERVICES INC	121.80	0.006363620	0.78
GATHERING/TREATING/DEHYDRATION	GAS WELL SERVICES INC	83.05	0.006363620	0.53
LEASE & FACILITY	MEWBOURNE OIL COMPANY	375.00	0.006363620	2.39
LEASE & FACILITY	MEWBOURNE OIL COMPANY	630.00	0.006363620	4.01
LEASE & FACILITY	MEWBOURNE OIL COMPANY	375.00	0.006363620	2.39
LEASE & FACILITY MAINTENANCE	GAS WELL SERVICES INC	201.49	0.006363620	1.28
LEASE & FACILITY MAINTENANCE	KEYSTONE PUMP & SUPPLY LI	1,000.44	0.006363620	6.37
LEASE & FACILITY MAINTENANCE	KEYSTONE PUMP & SUPPLY LI	149.73	0.006363620	0.95
LEASE & FACILITY MAINTENANCE	KEYSTONE PUMP & SUPPLY LI	292.30	0.006363620	1.86
LEASE & FACILITY MAINTENANCE	KEYSTONE PUMP & SUPPLY LI	62.45	0.006363620	0.40
LEASE & FACILITY MAINTENANCE	TURNCO ENTERPRISES LLC	75.00	0.006363620	0.48
LEASE & FACILITY MAINTENANCE	TURNCO ENTERPRISES LLC	275.00	0.006363620	1.75
LEASE & FACILITY MAINTENANCE	TURNCO ENTERPRISES LLC	100.00	0.006363620	0.64
LEASE & FACILITY MAINTENANCE	TURNCO ENTERPRISES LLC	150.00	0.006363620	0.95
LEASE & FACILITY MAINTENANCE	TURNCO ENTERPRISES LLC	125.00	0.006363620	0.80
LEASE & FACILITY MAINTENANCE	TURNCO ENTERPRISES LLC	100.00	0.006363620	0.64
LEASE & FACILITY MAINTENANCE	TURNCO ENTERPRISES LLC	300.00	0.006363620	1.91
LEASE & FACILITY MAINTENANCE	TURNCO ENTERPRISES LLC	125.00	0.006363620	0.80
LEASE & FACILITY MAINTENANCE	R360 ENVIRONMENTAL SOLUT	220.00	0.006363620	1.40
LEASE & FACILITY MAINTENANCE	TRINITY OILFIELD SERVICES &	349.66	0.006363620	2.23
LEASE & FACILITY MAINTENANCE	TRINITY OILFIELD SERVICES &	63.57	0.006363620	0.40
LEASE & FACILITY MAINTENANCE	QATAR LLC	271.12	0.006363620	1.73
MISCELLANEOUS EQUIPMENT RENTAL	MEWBOURNE OIL COMPANY	1,000.00	0.006363620	6.36
OVERHEAD-FIXED RATE	MEWBOURNE OIL COMPANY	807.20	0.006363620	5.14
PUMPING	MEWBOURNE OIL COMPANY	875.00	0.006363620	5.57
PUMPING	MEWBOURNE OIL COMPANY	875.00	0.006363620	5.57
RENTAL SERVICES	KODIAK GAS SERVICES LLC	3,715.82	0.006363620	23.65
SALT WATER DISPOSAL	MEWBOURNE OIL COMPANY	30,866.92	0.006363620	196.43
Total Lease Operating Expense Cost		61,610.80		392.12

72186000-30 SUBTOTAL	61,610.80	392.12
PROPERTY 72186000 TOTAL	67,519.29	429.72
72186000PREPAYMENTS		-429.72

## PROPERTY: 72310000 72310000-20 IBEX 15/10 B1PA FED COM 2H

Intangible Well Cost

EQUIPMENT RENTAL	L & R WELL SERVICE INC	1,250.94	0.000539020	0.67
OVERHEAD FIXED RATE	MEWBOURNE OIL COMPANY	12,419.14	0.000539020	6.69
Total Intangible Well Cost Cost		13,670.08		7.36

Equipment Beyond Wellhead

AUTOMATION METERING EQUIPMENT	MEWBOURNE OIL COMPANY	1,908.36	0.000539020	1.03
PRODUCTION EQUIP INSTALLATION	L & R WELL SERVICE INC	238.40	0.000539020	0.13



## MEWBOURNE OIL COMPANY

SIANA OIL & GAS CO, LLC  
TOM M RAGSDALE  
P O BOX 2246  
CONROE, TX 77305

INVOICE NO.: 202104-19053

INVOICE DATE: 4-30-2021

OWNER: 035904-1

BILLING FOR: April 2021

REFERENCE/DESCRIPTION OF CHARGES		GROSS CHARGES	WORKING INTEREST	NET CHARGE
PRODUCTION EQUIP INSTALLATION	JUSTIN WILSON	832.24	0.000539020	0.45
PRODUCTION EQUIP INSTALLATION	JUSTIN WILSON	402.60	0.000539020	0.22
PRODUCTION EQUIP INSTALLATION	JUSTIN WILSON	201.30	0.000539020	0.11
PRODUCTION EQUIP INSTALLATION	TRINITY OILFIELD SERVICES &	685.75	0.000539020	0.37
PRODUCTION EQUIP INSTALLATION	TRINITY OILFIELD SERVICES &	240.01	0.000539020	0.13
PRODUCTION EQUIP INSTALLATION	TRINITY OILFIELD SERVICES &	344.36	0.000539020	0.19
PRODUCTION EQUIP INSTALLATION	TRINITY OILFIELD SERVICES &	342.87	0.000539020	0.18
PRODUCTION EQUIP INSTALLATION	TRINITY OILFIELD SERVICES &	68.57	0.000539020	0.04
PRODUCTION EQUIP INSTALLATION	TRINITY OILFIELD SERVICES &	137.15	0.000539020	0.07
Total Equipment Beyond Wellhead Cost		5,401.61		2.92

72310000-20 SUBTOTAL

19,071.69

10.28

PROPERTY: 72310000 72310000-30 IBEX 15/10 B1PA FED COM 2H

Lease Operating Expense

AUTOMATION MAINTENANCE	TANKLOGIX LLC	32.58	0.000539020	0.02
CHEMICALS-WATER TREATING	EPDI	1,192.61	0.000539020	0.64
CHEMICALS-WATER TREATING	EPDI	2,475.23	0.000539020	1.33
CHEMICALS-WATER TREATING	EPDI	1,980.19	0.000539020	1.07
CHEMICALS-WATER TREATING	EPDI	990.09	0.000539020	0.53
COMPANY SUPERVISION	MEWBOURNE OIL COMPANY	1,200.00	0.000539020	0.65
COMPANY SUPERVISION	MEWBOURNE OIL COMPANY	1,200.00	0.000539020	0.65
COMPANY SUPERVISION	MEWBOURNE OIL COMPANY	1,800.00	0.000539020	0.97
COMPANY SUPERVISION	MEWBOURNE OIL COMPANY	300.00	0.000539020	0.16
CONTRACT SUPERVISION	SUNDOWN ENVIRO LLC	26,040.00	0.000539020	14.04
CONTRACT SUPERVISION	TURNCO ENTERPRISES LLC	132.50	0.000539020	0.07
CONTRACT SUPERVISION	TURNCO ENTERPRISES LLC	132.50	0.000539020	0.07
FUEL/ POWER / ELECTRICAL	XCEL ENERGY	5,400.02	0.000539020	2.91
FUEL/ POWER / ELECTRICAL	PILOT THOMAS LOGISTICS LL	432.60	0.000539020	0.23
FUEL/ POWER / ELECTRICAL	PILOT THOMAS LOGISTICS LL	359.61	0.000539020	0.19
FUEL/ POWER / ELECTRICAL	PILOT THOMAS LOGISTICS LL	314.36	0.000539020	0.17
LEASE & FACILITY	MEWBOURNE OIL COMPANY	1,125.00	0.000539020	0.61
LEASE & FACILITY	MEWBOURNE OIL COMPANY	375.00	0.000539020	0.20
LEASE & FACILITY	MEWBOURNE OIL COMPANY	562.50	0.000539020	0.30
LEASE & FACILITY	MEWBOURNE OIL COMPANY	375.00	0.000539020	0.20
LEASE & FACILITY MAINTENANCE	INDIAN FIRE & SAFETY, A DXF	320.44	0.000539020	0.17
LEASE & FACILITY MAINTENANCE	CUSTOM WELDING OF HOBBS	3,576.38	0.000539020	1.93
LEASE & FACILITY MAINTENANCE	GARNER PUMP & SUPPLY INC	347.14	0.000539020	0.19
LEASE & FACILITY MAINTENANCE	GARNER PUMP & SUPPLY INC	19.66	0.000539020	0.01
LEASE & FACILITY MAINTENANCE	K&S OILFIELD SUPPLIES LLC	149.94	0.000539020	0.08
LEASE & FACILITY MAINTENANCE	K&S OILFIELD SUPPLIES LLC	147.80	0.000539020	0.08
LEASE & FACILITY MAINTENANCE	K&S OILFIELD SUPPLIES LLC	528.92	0.000539020	0.29
LEASE & FACILITY MAINTENANCE	K&S OILFIELD SUPPLIES LLC	118.47	0.000539020	0.06

## MEWBOURNE OIL COMPANY

SIANA OIL & GAS CO, LLC  
TOM M RAGSDALE  
P O BOX 2246  
CONROE, TX 77305

INVOICE NO.: 202104-19053  
INVOICE DATE: 4-30-2021  
OWNER: 035904-1  
BILLING FOR: April 2021

REFERENCE/DESCRIPTION OF CHARGES		GROSS CHARGES	WORKING INTEREST	NET CHARGE
LEASE & FACILITY MAINTENANCE	MPS ENTERPRISES INC	1,849.48	0.000539020	1.00
LEASE & FACILITY MAINTENANCE	MPS ENTERPRISES INC	2,318.13	0.000539020	1.25
LEASE & FACILITY MAINTENANCE	TURNCO ENTERPRISES LLC	89.60	0.000539020	0.05
LEASE & FACILITY MAINTENANCE	TURNCO ENTERPRISES LLC	300.00	0.000539020	0.16
LEASE & FACILITY MAINTENANCE	TURNCO ENTERPRISES LLC	93.50	0.000539020	0.05
LEASE & FACILITY MAINTENANCE	TURNCO ENTERPRISES LLC	204.00	0.000539020	0.11
LEASE & FACILITY MAINTENANCE	TURNCO ENTERPRISES LLC	700.00	0.000539020	0.38
LEASE & FACILITY MAINTENANCE	TURNCO ENTERPRISES LLC	1,012.00	0.000539020	0.55
LEASE & FACILITY MAINTENANCE	TURNCO ENTERPRISES LLC	200.00	0.000539020	0.11
LEASE & FACILITY MAINTENANCE	TURNCO ENTERPRISES LLC	132.50	0.000539020	0.07
LEASE & FACILITY MAINTENANCE	TURNCO ENTERPRISES LLC	132.50	0.000539020	0.07
LEASE & FACILITY MAINTENANCE	INGRAM PROFESSIONAL SERV	264.97	0.000539020	0.14
LEASE & FACILITY MAINTENANCE	INGRAM PROFESSIONAL SERV	307.31	0.000539020	0.17
LEASE & FACILITY MAINTENANCE	INGRAM PROFESSIONAL SERV	478.15	0.000539020	0.26
LEASE & FACILITY MAINTENANCE	INGRAM PROFESSIONAL SERV	837.28	0.000539020	0.45
LEASE & FACILITY MAINTENANCE	INGRAM PROFESSIONAL SERV	55.04	0.000539020	0.03
LEASE & FACILITY MAINTENANCE	INGRAM PROFESSIONAL SERV	106.36	0.000539020	0.06
LEASE & FACILITY MAINTENANCE	TRINITY OILFIELD SERVICES &	184.62	0.000539020	0.10
LEASE & FACILITY MAINTENANCE	EP&S LLC	229.46	0.000539020	0.12
LEASE & FACILITY MAINTENANCE	EP&S LLC	97.28	0.000539020	0.05
LEASE & FACILITY MAINTENANCE	LIMESTONE BASIN PROPERTIE	17,243.28	0.000539020	9.29
MISCELLANEOUS EQUIPMENT RENTAL	MEWBOURNE OIL COMPANY	243.04	0.000539020	0.13
MISCELLANEOUS EQUIPMENT RENTAL	SUNDOWN ENVIRO LLC	5,457.00	0.000539020	2.94
MISCELLANEOUS EQUIPMENT RENTAL	D&H TRUCKING	836.03	0.000539020	0.45
OVERHEAD-FIXED RATE	MEWBOURNE OIL COMPANY	889.09	0.000539020	0.48
PRIME MOVER / PUMP MAINTENANCE	HR COMPRESSION & SERVICE	1,019.47	0.000539020	0.55
PRIME MOVER / PUMP MAINTENANCE	HR COMPRESSION & SERVICE	289.32	0.000539020	0.16
PUMPING	MEWBOURNE OIL COMPANY	875.00	0.000539020	0.47
PUMPING	MEWBOURNE OIL COMPANY	875.00	0.000539020	0.47
RENTAL SERVICES	PRESTIGE EQUIPMENT RENTA	1,212.08	0.000539020	0.65
RENTAL SERVICES	TOTAL OPERATIONS & PRODU	4,874.08	0.000539020	2.63
RENTAL SERVICES	TOTAL OPERATIONS & PRODU	4,874.08	0.000539020	2.63
SALT WATER DISPOSAL	OWL SWD OPERATING LLC	49,801.66	0.000539020	26.84
SALT WATER DISPOSAL	GRAMA RIDGE DISPOSAL LLC	4,670.27	0.000539020	2.52
SALT WATER DISPOSAL	LIMESTONE BASIN PROPERTIE	2,030.30	0.000539020	1.09
SITE RESTORATION & EXCAVATION	TRINITY OILFIELD SERVICES &	1,453.25	0.000539020	0.78
SITE RESTORATION & EXCAVATION	NORTHERN DELAWARE BASIN	77.99	0.000539020	0.04
WELL EQUIPMENT-SURFACE	TURNCO ENTERPRISES LLC	1,012.00	0.000539020	0.55
WELL EQUIPMENT-SURFACE	TURNCO ENTERPRISES LLC	300.00	0.000539020	0.16
WELL EQUIPMENT-SURFACE	DIVINE WIRELINE SOLUTIONS	409.63	0.000539020	0.22
WELL SERVICE & REPAIR	L & R WELL SERVICE INC	5,679.36	0.000539020	3.06
Total Lease Operating Expense Cost		165,342.65		89.11

MEWBOURNE OIL COMPANY

SIANA OIL & GAS CO, LLC TOM M RAGSDALE P O BOX 2246 CONROE, TX 77305	INVOICE NO.: 202104-19053 INVOICE DATE: 4-30-2021 OWNER: 035904-1 BILLING FOR: April 2021
---	--

REFERENCE/DESCRIPTION OF CHARGES	GROSS CHARGES	WORKING INTEREST	NET CHARGE
72310000-30 SUBTOTAL	165,342.65	89.11	
PROPERTY 72310000 TOTAL	184,414.34	99.39	

Netted Owner

**MEWBOURNE OIL COMPANY**

MEWBOURNE OIL COMPANY  
P O BOX 7698  
TYLER, TX 75711-7698

SIANA OIL & GAS CO, LLC  
TOM M RAGSDALE  
P O BOX 2246  
CONROE, TX 77305

INVOICE NO.: 202105-20567

INVOICE DATE: 5-31-2021

OWNER: 035904-1

BILLING FOR: May 2021

**BALANCE FORWARD**

13,607.80

CURRENT PERIOD ADJUSTMENT				AMOUNT
NETTING FROM REVENUE				
INVOICE #: 202104-19053 INVOICE DATE: 05/12/2021				-13,607.80
TOTAL CURRENT PERIOD ADJUSTMENT				-13,607.80
CURRENT CHARGES		GROSS	INTEREST	NET
62390000 - PRONGHORN 15 B3BO FED COM 1H	TIER : 3 0	18.148.08	0.0683747500	1,240.88
62391000 - PRONGHORN 15 B3CN FED COM 1H	TIER : 3 0	13.066.56	0.0683747500	893.44
62392000 - PRONGHORN 15 B3DM FED COM 1H	TIER : 2 0	-14.420.25	0.0683747500	-985.98
62392000 - PRONGHORN 15 B3DM FED COM 1H	TIER : 3 0	14.347.12	0.0683747500	980.98
62774000 - IBEX 10 B3MD FED COM 1H	TIER : 3 0	26.478.92	0.0527536400	1,396.84
62775000 - IBEX 10 B3NC FED COM 1H	TIER : 3 0	30.456.92	0.0527536400	1,606.70
62776000 - IBEX 10 B3OB FED COM 1H	TIER : 3 0	23.308.46	0.0322507100	751.72
62906000 - GAZELLE 22 B2MD FED COM 2H	TIER : 3 0	28.514.86	0.1969919400	5,617.22
62915000 - CREEDENCE 21/16 W0ED ST COM 2H	TIER : 2 0	-13.336.68	0.0063636200	-84.86
62915000 - CREEDENCE 21/16 W0ED ST COM 2H	TIER : 3 0	91.110.16	0.0063636200	579.78
62916000 - CREEDENCE 21/16 W1ED ST COM 1H	TIER : 2 0	-51.440.92	0.0063636200	-327.34
62916000 - CREEDENCE 21/16 W1ED ST COM 1H	TIER : 3 0	140.021.82	0.0063636200	891.04
62948000 - INLAND 26/23 B2PI STATE COM 1H	TIER : 1 0	-46.181.50	0.1000000000	-4,618.16
62948000 - INLAND 26/23 B2PI STATE COM 1H	TIER : 2 0	551.240.74	0.1000000000	55,124.08
62948000 - INLAND 26/23 B2PI STATE COM 1H	TIER : 3 0	199.489.52	0.1000000000	19,948.92
62958000 - GAZELLE 22 B3MD FED COM 1H	TIER : 3 0	14.557.16	0.1969919400	2,867.64
72076000 - INLAND 26/23 B2OJ STATE COM 1H	TIER : 1 0	-11.477.96	0.1000000000	-1,147.79
72076000 - INLAND 26/23 B2OJ STATE COM 1H	TIER : 2 0	186.612.27	0.1000000000	18,661.21
72076000 - INLAND 26/23 B2OJ STATE COM 1H	TIER : 3 0	93.528.22	0.1000000000	9,352.84
72185000 - CREEDENCE 21/16 W0FC ST COM 4H	TIER : 2 0	-12.647.16	0.0063636200	-80.48
72185000 - CREEDENCE 21/16 W0FC ST COM 4H	TIER : 3 0	118.542.40	0.0063636200	754.34
72186000 - CREEDENCE 21/16 W1FC ST COM 3H	TIER : 2 0	-12.647.16	0.0063636200	-80.48
72186000 - CREEDENCE 21/16 W1FC ST COM 3H	TIER : 3 0	104.878.40	0.0063636200	667.39
72310000 - IBEX 15/10 B1PA FED COM 2H	TIER : 2 0	128.902.62	0.0005390200	69.49
72310000 - IBEX 15/10 B1PA FED COM 2H	TIER : 3 0	98.452.39	0.0005390200	53.07
72580000 - OXY BYPASS 16 STATE 1	TIER : 3 0	60.96	0.1260000000	7.68
TOTAL CURRENT CHARGES		1,719,565.95		114,140.17
APPLIED ADVANCES				
62948000 - INLAND 26/23 B2PI STATE COM 1H				-35,227.42
72076000 - INLAND 26/23 B2OJ STATE COM 1H				-26,866.26
72185000 - CREEDENCE 21/16 W0FC ST COM 4H				-673.86
72186000 - CREEDENCE 21/16 W1FC ST COM 3H				-586.91
APPLIED ADVANCES TOTAL				-63,354.45
INVOICE TOTAL				50,785.72

MEWBOURNE OIL COMPANY

SIANA OIL & GAS CO, LLC  
TOM M RAGSDALE  
P O BOX 2246  
CONROE, TX 77305

**INVOICE NO.:** 202105-20567  
**INVOICE DATE:** 5-31-2021  
**OWNER:** 035904-1  
**BILLING FOR:** May 2021

**OUTSTANDING BALANCE**

**50,785.72**

PLEASE INDICATE INVOICE# 202105-20567  
AND ACCOUNT# 035904-1  
ON REMITTANCE  
PAYMENT DUE 15 DAYS AFTER RECEIPT OF INVOICE PAYABLE IN US DOLLARS

FOR INQUIRIES, PLEASE CONTACT (903) 561-2900

Netted Owner



## MEWBOURNE OIL COMPANY

Page 3

SIANA OIL & GAS CO, LLC  
TOM M RAGSDALE  
P O BOX 2246  
CONROE, TX 77305

INVOICE NO.: 202105-20567

INVOICE DATE: 5-31-2021

OWNER: 035904-1

BILLING FOR: May 2021

REFERENCE/DESCRIPTION OF CHARGES		GROSS CHARGES	WORKING INTEREST	NET CHARGE
<b>PROPERTY: 62390000 62390000-30 PRONGHORN 15 B3BO FED COM 1H</b>				
<u>Lease Operating Expense</u>				
AUTOMATION MAINTENANCE	AMERICAN MILLENNIUM COR	25.70	0.068374750	1.76
AUTOMATION MAINTENANCE	TANKLOGIX LLC	53.07	0.068374750	3.63
AUTOMATION MAINTENANCE	THE REYNOLDS COMPANY	173.67	0.068374750	11.87
EMISSIONS CONTROL EQUIPMENT MAINTENANCE	G&A FABRICATION LLC	304.72	0.068374750	20.83
FUEL/ POWER / ELECTRICAL	XCEL ENERGY	2,912.81	0.068374750	199.16
FUEL/ POWER / ELECTRICAL	PILOT THOMAS LOGISTICS LL	76.54	0.068374750	5.24
FUEL/ POWER / ELECTRICAL	PILOT THOMAS LOGISTICS LL	67.72	0.068374750	4.63
FUEL/ POWER / ELECTRICAL	PILOT THOMAS LOGISTICS LL	102.75	0.068374750	7.02
LEASE & FACILITY MAINTENANCE	GARNER PUMP & SUPPLY INC	74.63	0.068374750	5.11
LEASE & FACILITY MAINTENANCE	PRESSURE SERVICES	21.46	0.068374750	1.47
LEASE & FACILITY MAINTENANCE	TRINITY OILFIELD SERVICES &	147.70	0.068374750	10.10
MISCELLANEOUS EQUIPMENT RENTAL	MEWBOURNE OIL COMPANY	235.20	0.068374750	16.08
OVERHEAD-FIXED RATE	MEWBOURNE OIL COMPANY	864.00	0.068374750	59.08
PRIME MOVER / PUMP MAINTENANCE	HR COMPRESSION & SERVICE	92.44	0.068374750	6.32
PUMPING	MEWBOURNE OIL COMPANY	900.00	0.068374750	61.54
PUMPING	MEWBOURNE OIL COMPANY	450.00	0.068374750	30.77
RENTAL SERVICES	PRESTIGE EQUIPMENT RENTA	316.85	0.068374750	21.66
RENTAL SERVICES	TOTAL OPERATIONS & PRODU	4,768.12	0.068374750	326.02
SALT WATER DISPOSAL	NGL WATER SOLUTIONS PERM	5,945.61	0.068374750	406.53
SALT WATER DISPOSAL	LIMESTONE BASIN PROPERTIE	249.16	0.068374750	17.04
SITE RESTORATION & EXCAVATION	BLADE SERVICES LLC	204.96	0.068374750	14.01
SITE RESTORATION & EXCAVATION	SUNDANCE SERVICES WEST I	160.97	0.068374750	11.01
Total Lease Operating Expense Cost		18,148.08		1,240.88
<b>62390000-30 SUBTOTAL</b>		<b>18,148.08</b>	<b>1,240.88</b>	
<b>PROPERTY 62390000 TOTAL</b>		<b>18,148.08</b>	<b>1,240.88</b>	
<b>PROPERTY: 62391000 62391000-30 PRONGHORN 15 B3CN FED COM 1H</b>				
<u>Lease Operating Expense</u>				
AUTOMATION MAINTENANCE	TANKLOGIX LLC	16.80	0.068374750	1.15
AUTOMATION MAINTENANCE	THE REYNOLDS COMPANY	173.65	0.068374750	11.87
EMISSIONS CONTROL EQUIPMENT MAINTENANCE	G&A FABRICATION LLC	312.48	0.068374750	21.37
EMISSIONS CONTROL EQUIPMENT MAINTENANCE	G&A FABRICATION LLC	152.36	0.068374750	10.42
FUEL/ POWER / ELECTRICAL	XCEL ENERGY	191.52	0.068374750	13.10
FUEL/ POWER / ELECTRICAL	PILOT THOMAS LOGISTICS LL	24.24	0.068374750	1.66
FUEL/ POWER / ELECTRICAL	PILOT THOMAS LOGISTICS LL	21.46	0.068374750	1.47
FUEL/ POWER / ELECTRICAL	PILOT THOMAS LOGISTICS LL	32.53	0.068374750	2.23
LEASE & FACILITY	MEWBOURNE OIL COMPANY	187.50	0.068374750	12.82
LEASE & FACILITY MAINTENANCE	PRESSURE SERVICES	7.15	0.068374750	0.49
LEASE & FACILITY MAINTENANCE	TURNCO ENTERPRISES LLC	609.87	0.068374750	41.70
MISCELLANEOUS EQUIPMENT RENTAL	MEWBOURNE OIL COMPANY	235.20	0.068374750	16.08

## MEWBOURNE OIL COMPANY

SIANA OIL & GAS CO, LLC  
TOM M RAGSDALE  
P O BOX 2246  
CONROE, TX 77305

INVOICE NO.: 202105-20567  
INVOICE DATE: 5-31-2021  
OWNER: 035904-1  
BILLING FOR: May 2021

REFERENCE/DESCRIPTION OF CHARGES		GROSS CHARGES	WORKING INTEREST	NET CHARGE
OVERHEAD-FIXED RATE	MEWBOURNE OIL COMPANY	864.00	0.068374750	59.08
PRIME MOVER / PUMP MAINTENANCE	HR COMPRESSION & SERVICE	92.42	0.068374750	6.32
PUMPING	MEWBOURNE OIL COMPANY	900.00	0.068374750	61.54
PUMPING	MEWBOURNE OIL COMPANY	225.00	0.068374750	15.38
RENTAL SERVICES	PRESTIGE EQUIPMENT RENTA	316.84	0.068374750	21.66
RENTAL SERVICES	KODIAK GAS SERVICES LLC	6,012.51	0.068374750	411.10
SALT WATER DISPOSAL	NGL WATER SOLUTIONS PERM	2,526.89	0.068374750	172.78
SALT WATER DISPOSAL	LIMESTONE BASIN PROPERTIE	95.85	0.068374750	6.55
SITE RESTORATION & EXCAVATION	BLADE SERVICES LLC	68.29	0.068374750	4.67
Total Lease Operating Expense Cost		13,066.56		893.44
<b>62391000-30 SUBTOTAL</b>		<b>13,066.56</b>	<b>893.44</b>	
<b>PROPERTY 62391000 TOTAL</b>		<b>13,066.56</b>	<b>893.44</b>	
<b>PROPERTY: 62392000 62392000-20 PRONGHORN 15 B3DM FED COM 1H</b>				
<u>Tangible Well Cost</u>				
TUBING HEAD & UPPER SECTION	MEWBOURNE OIL COMPANY	-14,420.25	0.068374750	-985.98
Total Tangible Well Cost Cost		-14,420.25		-985.98
<b>62392000-20 SUBTOTAL</b>		<b>-14,420.25</b>	<b>-985.98</b>	
<b>PROPERTY: 62392000 62392000-30 PRONGHORN 15 B3DM FED COM 1H</b>				
<u>Lease Operating Expense</u>				
AUTOMATION MAINTENANCE	TANKLOGIX LLC	16.80	0.068374750	1.15
AUTOMATION MAINTENANCE	THE REYNOLDS COMPANY	173.67	0.068374750	11.87
EMISSIONS CONTROL EQUIPMENT MAINTENANCE	G&A FABRICATION LLC	312.53	0.068374750	21.37
EMISSIONS CONTROL EQUIPMENT MAINTENANCE	G&A FABRICATION LLC	152.36	0.068374750	10.42
FUEL/ POWER / ELECTRICAL	XCEL ENERGY	2,597.28	0.068374750	177.59
FUEL/ POWER / ELECTRICAL	PILOT THOMAS LOGISTICS LL	24.24	0.068374750	1.66
FUEL/ POWER / ELECTRICAL	PILOT THOMAS LOGISTICS LL	21.46	0.068374750	1.47
FUEL/ POWER / ELECTRICAL	PILOT THOMAS LOGISTICS LL	32.53	0.068374750	2.22
LEASE & FACILITY	MEWBOURNE OIL COMPANY	375.00	0.068374750	25.64
LEASE & FACILITY	MEWBOURNE OIL COMPANY	187.50	0.068374750	12.82
LEASE & FACILITY MAINTENANCE	PRESSURE SERVICES	7.15	0.068374750	0.49
LEASE & FACILITY MAINTENANCE	TURNCO ENTERPRISES LLC	609.89	0.068374750	41.70
MISCELLANEOUS EQUIPMENT RENTAL	MEWBOURNE OIL COMPANY	235.20	0.068374750	16.08
OVERHEAD-FIXED RATE	MEWBOURNE OIL COMPANY	864.03	0.068374750	59.08
PRIME MOVER / PUMP MAINTENANCE	HR COMPRESSION & SERVICE	92.44	0.068374750	6.32
PUMPING	MEWBOURNE OIL COMPANY	900.00	0.068374750	61.54
PUMPING	MEWBOURNE OIL COMPANY	225.00	0.068374750	15.38
RENTAL SERVICES	PRESTIGE EQUIPMENT RENTA	316.85	0.068374750	21.66
RENTAL SERVICES	TOTAL OPERATIONS & PRODU	4,768.12	0.068374750	326.02
SALT WATER DISPOSAL	NGL WATER SOLUTIONS PERM	2,229.61	0.068374750	152.45
SALT WATER DISPOSAL	LIMESTONE BASIN PROPERTIE	137.15	0.068374750	9.38

## MEWBOURNE OIL COMPANY

Page 5

SIANA OIL & GAS CO, LLC  
TOM M RAGSDALE  
P O BOX 2246  
CONROE, TX 77305

INVOICE NO.: 202105-20567  
INVOICE DATE: 5-31-2021  
OWNER: 035904-1  
BILLING FOR: May 2021

REFERENCE/DESCRIPTION OF CHARGES		GROSS CHARGES	WORKING INTEREST	NET CHARGE
SITE RESTORATION & EXCAVATION	BLADE SERVICES LLC	68.31	0.068374750	4.67
Total Lease Operating Expense Cost		14,347.12		980.98
<b>62392000-30 SUBTOTAL</b>		<b>14,347.12</b>	<b>980.98</b>	
<b>PROPERTY 62392000 TOTAL</b>		<b>-73.13</b>	<b>-5.00</b>	
<b>PROPERTY: 62774000 62774000-30 IBEX 10 B3MD FED COM 1H</b>				
<u>Lease Operating Expense</u>				
AUTOMATION MAINTENANCE	AMERICAN MILLENNIUM COR	52.02	0.052753640	2.74
AUTOMATION MAINTENANCE	TANKLOGIX LLC	61.92	0.052753640	3.28
AUTOMATION MAINTENANCE	THE REYNOLDS COMPANY	347.30	0.052753640	18.32
CHEMICALS-WATER TREATING	CATALYST OILFIELD SERVICE	896.76	0.052753640	47.30
EMISSIONS CONTROL EQUIPMENT MAINTENANCE	G&A FABRICATION LLC	304.72	0.052753640	16.08
FUEL/ POWER / ELECTRICAL	XCEL ENERGY	460.14	0.052753640	24.28
FUEL/ POWER / ELECTRICAL	PILOT THOMAS LOGISTICS LL	89.28	0.052753640	4.70
FUEL/ POWER / ELECTRICAL	PILOT THOMAS LOGISTICS LL	79.00	0.052753640	4.16
FUEL/ POWER / ELECTRICAL	PILOT THOMAS LOGISTICS LL	119.88	0.052753640	6.32
LEASE & FACILITY	MEWBOURNE OIL COMPANY	750.00	0.052753640	39.56
LEASE & FACILITY MAINTENANCE	PRESSURE SERVICES	28.60	0.052753640	1.50
LEASE & FACILITY MAINTENANCE	INGRAM PROFESSIONAL SERV	962.68	0.052753640	50.78
LEASE & FACILITY MAINTENANCE	INGRAM PROFESSIONAL SERV	398.50	0.052753640	21.02
MISCELLANEOUS EQUIPMENT RENTAL	MEWBOURNE OIL COMPANY	470.40	0.052753640	24.82
OVERHEAD-FIXED RATE	MEWBOURNE OIL COMPANY	1,778.18	0.052753640	93.80
PRIME MOVER / PUMP MAINTENANCE	HR COMPRESSION & SERVICE	184.84	0.052753640	9.74
PUMPING	MEWBOURNE OIL COMPANY	1,800.00	0.052753640	94.96
PUMPING	MEWBOURNE OIL COMPANY	900.00	0.052753640	47.48
RENTAL SERVICES	PRESTIGE EQUIPMENT RENTA	633.66	0.052753640	33.44
RENTAL SERVICES	SERVICE COMPRESSION LLC	9,006.46	0.052753640	475.12
SALT WATER DISPOSAL	NGL WATER SOLUTIONS PERM	6,540.18	0.052753640	345.02
SALT WATER DISPOSAL	LIMESTONE BASIN PROPERTIE	341.18	0.052753640	18.00
SITE RESTORATION & EXCAVATION	BLADE SERVICES LLC	273.22	0.052753640	14.42
Total Lease Operating Expense Cost		26,478.92		1,396.84
<b>62774000-30 SUBTOTAL</b>		<b>26,478.92</b>	<b>1,396.84</b>	
<b>PROPERTY 62774000 TOTAL</b>		<b>26,478.92</b>	<b>1,396.84</b>	
<b>PROPERTY: 62775000 62775000-30 IBEX 10 B3NC FED COM 1H</b>				
<u>Lease Operating Expense</u>				
AUTOMATION MAINTENANCE	AMERICAN MILLENNIUM COR	52.02	0.052753640	2.74
AUTOMATION MAINTENANCE	TANKLOGIX LLC	56.60	0.052753640	2.98
AUTOMATION MAINTENANCE	THE REYNOLDS COMPANY	347.30	0.052753640	18.32
CHEMICALS-WATER TREATING	CATALYST OILFIELD SERVICE	896.76	0.052753640	47.30
COMPANY SUPERVISION	MEWBOURNE OIL COMPANY	1,200.00	0.052753640	63.30
EMISSIONS CONTROL EQUIPMENT MAINTENANCE	G&A FABRICATION LLC	304.72	0.052753640	16.08

## MEWBOURNE OIL COMPANY

Page 6

SIANA OIL & GAS CO, LLC  
TOM M RAGSDALE  
P O BOX 2246  
CONROE, TX 77305

INVOICE NO.: 202105-20567  
INVOICE DATE: 5-31-2021  
OWNER: 035904-1  
BILLING FOR: May 2021

REFERENCE/DESCRIPTION OF CHARGES		GROSS CHARGES	WORKING INTEREST	NET CHARGE
FUEL/ POWER / ELECTRICAL	XCEL ENERGY	606.88	0.052753640	32.02
FUEL/ POWER / ELECTRICAL	PILOT THOMAS LOGISTICS LL	81.64	0.052753640	4.30
FUEL/ POWER / ELECTRICAL	PILOT THOMAS LOGISTICS LL	72.24	0.052753640	3.80
FUEL/ POWER / ELECTRICAL	PILOT THOMAS LOGISTICS LL	109.60	0.052753640	5.78
LEASE & FACILITY	MEWBOURNE OIL COMPANY	1,500.00	0.052753640	79.14
LEASE & FACILITY MAINTENANCE	PRESSURE SERVICES	14.30	0.052753640	0.76
LEASE & FACILITY MAINTENANCE	INGRAM PROFESSIONAL SERV	962.70	0.052753640	50.78
LEASE & FACILITY MAINTENANCE	INGRAM PROFESSIONAL SERV	398.56	0.052753640	21.02
MISCELLANEOUS EQUIPMENT RENTAL	MEWBOURNE OIL COMPANY	470.40	0.052753640	24.82
OVERHEAD-FIXED RATE	MEWBOURNE OIL COMPANY	1,778.18	0.052753640	93.80
PRIME MOVER / PUMP MAINTENANCE	HR COMPRESSION & SERVICE	184.84	0.052753640	9.74
PUMPING	MEWBOURNE OIL COMPANY	1,800.00	0.052753640	94.96
PUMPING	MEWBOURNE OIL COMPANY	900.00	0.052753640	47.48
RENTAL SERVICES	PRESTIGE EQUIPMENT RENTA	633.68	0.052753640	33.44
RENTAL SERVICES	SERVICE COMPRESSION LLC	9,215.20	0.052753640	486.14
SALT WATER DISPOSAL	NGL WATER SOLUTIONS PERM	8,323.86	0.052753640	439.12
SALT WATER DISPOSAL	LIMESTONE BASIN PROPERTIE	410.86	0.052753640	21.68
SITE RESTORATION & EXCAVATION	BLADE SERVICES LLC	136.58	0.052753640	7.20
Total Lease Operating Expense Cost		30,456.92		1,606.70

<b>62775000-30 SUBTOTAL</b>	<b>30,456.92</b>	<b>1,606.70</b>
<b>PROPERTY 62775000 TOTAL</b>	<b>30,456.92</b>	<b>1,606.70</b>

**PROPERTY: 62776000 62776000-30 IBEX 10 B3OB FED COM 1H**

Lease Operating Expense

AUTOMATION MAINTENANCE	AMERICAN MILLENNIUM COR	51.40	0.032250710	1.66
AUTOMATION MAINTENANCE	TANKLOGIX LLC	129.14	0.032250710	4.18
AUTOMATION MAINTENANCE	THE REYNOLDS COMPANY	347.34	0.032250710	11.20
COMPANY SUPERVISION	MEWBOURNE OIL COMPANY	1,200.00	0.032250710	38.70
COMPRESSOR MAINTENANCE	TRINITY OILFIELD SERVICES &	1,519.20	0.032250710	49.00
COMPRESSOR MAINTENANCE	TRINITY OILFIELD SERVICES &	411.46	0.032250710	13.26
EMISSIONS CONTROL EQUIPMENT MAINTENANCE	G&A FABRICATION LLC	609.42	0.032250710	19.66
FUEL/ POWER / ELECTRICAL	XCEL ENERGY	680.28	0.032250710	21.94
FUEL/ POWER / ELECTRICAL	PILOT THOMAS LOGISTICS LL	186.24	0.032250710	6.00
FUEL/ POWER / ELECTRICAL	PILOT THOMAS LOGISTICS LL	164.78	0.032250710	5.32
FUEL/ POWER / ELECTRICAL	PILOT THOMAS LOGISTICS LL	250.04	0.032250710	8.06
LEASE & FACILITY MAINTENANCE	GARNER PUMP & SUPPLY INC	149.24	0.032250710	4.82
LEASE & FACILITY MAINTENANCE	PRESSURE SERVICES	57.22	0.032250710	1.84
LEASE & FACILITY MAINTENANCE	TRINITY OILFIELD SERVICES &	295.40	0.032250710	9.52
MISCELLANEOUS EQUIPMENT RENTAL	MEWBOURNE OIL COMPANY	470.40	0.032250710	15.18
OVERHEAD-FIXED RATE	MEWBOURNE OIL COMPANY	1,778.18	0.032250710	57.34
PRIME MOVER / PUMP MAINTENANCE	HR COMPRESSION & SERVICE	184.88	0.032250710	5.96
PUMPING	MEWBOURNE OIL COMPANY	1,800.00	0.032250710	58.06

## MEWBOURNE OIL COMPANY

Page 7

SIANA OIL & GAS CO, LLC  
TOM M RAGSDALE  
P O BOX 2246  
CONROE, TX 77305

INVOICE NO.: 202105-20567  
INVOICE DATE: 5-31-2021  
OWNER: 035904-1  
BILLING FOR: May 2021

REFERENCE/DESCRIPTION OF CHARGES		GROSS CHARGES	WORKING INTEREST	NET CHARGE
PUMPING	MEWBOURNE OIL COMPANY	900.00	0.032250710	29.02
RENTAL SERVICES	PRESTIGE EQUIPMENT RENTA	633.70	0.032250710	20.44
SALT WATER DISPOSAL	NGL WATER SOLUTIONS PERM	10,404.82	0.032250710	335.56
SALT WATER DISPOSAL	LIMESTONE BASIN PROPERTIE	538.80	0.032250710	17.38
SITE RESTORATION & EXCAVATION	BLADE SERVICES LLC	546.52	0.032250710	17.62
Total Lease Operating Expense Cost		23,308.46		751.72

62776000-30 SUBTOTAL

23,308.46

751.72

PROPERTY 62776000 TOTAL

23,308.46

751.72

PROPERTY: 62906000 62906000-30 GAZELLE 22 B2MD FED COM 2H

Lease Operating Expense

AUTOMATION MAINTENANCE	AMERICAN MILLENNIUM COR	25.70	0.196991940	5.06
AUTOMATION MAINTENANCE	TANKLOGIX LLC	76.06	0.196991940	15.00
AUTOMATION MAINTENANCE	THE REYNOLDS COMPANY	347.34	0.196991940	68.42
CHEMICALS-WATER TREATING	CATALYST OILFIELD SERVICE	896.76	0.196991940	176.66
CHEMICALS-WATER TREATING	EPDI	645.56	0.196991940	127.18
CHEMICALS-WATER TREATING	EPDI	208.10	0.196991940	40.98
CHEMICALS-WATER TREATING	EPDI	260.12	0.196991940	51.26
EMISSIONS CONTROL EQUIPMENT MAINTENANCE	G&A FABRICATION LLC	152.34	0.196991940	30.02
EMISSIONS CONTROL EQUIPMENT MAINTENANCE	G&A FABRICATION LLC	152.34	0.196991940	30.02
EMISSIONS CONTROL EQUIPMENT MAINTENANCE	G&A FABRICATION LLC	152.34	0.196991940	30.02
FUEL/ POWER / ELECTRICAL	XCEL ENERGY	559.72	0.196991940	110.26
FUEL/ POWER / ELECTRICAL	PILOT THOMAS LOGISTICS LL	109.70	0.196991940	21.60
FUEL/ POWER / ELECTRICAL	PILOT THOMAS LOGISTICS LL	97.06	0.196991940	19.12
FUEL/ POWER / ELECTRICAL	PILOT THOMAS LOGISTICS LL	147.28	0.196991940	29.00
LEASE & FACILITY	MEWBOURNE OIL COMPANY	375.00	0.196991940	73.88
LEASE & FACILITY MAINTENANCE	GARNER PUMP & SUPPLY INC	287.08	0.196991940	56.56
LEASE & FACILITY MAINTENANCE	K&S OILFIELD SUPPLIES LLC	459.38	0.196991940	90.50
LEASE & FACILITY MAINTENANCE	PRESSURE SERVICES	50.06	0.196991940	9.86
MISCELLANEOUS EQUIPMENT RENTAL	MEWBOURNE OIL COMPANY	470.40	0.196991940	92.66
OVERHEAD-FIXED RATE	MEWBOURNE OIL COMPANY	1,778.18	0.196991940	350.28
PRIME MOVER / PUMP MAINTENANCE	HR COMPRESSION & SERVICE	184.88	0.196991940	36.40
PUMPING	MEWBOURNE OIL COMPANY	1,800.00	0.196991940	354.60
PUMPING	MEWBOURNE OIL COMPANY	900.00	0.196991940	177.30
RENTAL SERVICES	PRESTIGE EQUIPMENT RENTA	633.70	0.196991940	124.84
RENTAL SERVICES	USA COMPRESSION PARTNER	10,022.52	0.196991940	1,974.34
SALT WATER DISPOSAL	NGL WATER SOLUTIONS PERM	6,837.46	0.196991940	1,346.92
SALT WATER DISPOSAL	LIMESTONE BASIN PROPERTIE	407.62	0.196991940	80.30
SITE RESTORATION & EXCAVATION	BLADE SERVICES LLC	478.16	0.196991940	94.18
Total Lease Operating Expense Cost		28,514.86		5,617.22

62906000-30 SUBTOTAL

28,514.86

5,617.22



## MEWBOURNE OIL COMPANY

SIANA OIL & GAS CO, LLC  
TOM M RAGSDALE  
P O BOX 2246  
CONROE, TX 77305

INVOICE NO.: 202105-20567  
INVOICE DATE: 5-31-2021  
OWNER: 035904-1  
BILLING FOR: May 2021

REFERENCE/DESCRIPTION OF CHARGES		GROSS CHARGES	WORKING INTEREST	NET CHARGE
<b>PROPERTY 62906000 TOTAL</b>		<b>28,514.86</b>	<b>5,617.22</b>	
<b>PROPERTY: 62915000 62915000-20 CREEDENCE 21/16 W0ED ST COM 2H</b>				
<u>Equipment Beyond Wellhead</u>				
AUTOMATION METERING EQUIPMENT	MEWBOURNE OIL COMPANY	-3,546.18	0.006363620	-22.56
SERVICE PUMPS	MEWBOURNE OIL COMPANY	-9,790.50	0.006363620	-62.30
Total Equipment Beyond Wellhead Cost		-13,336.68		-84.86
<b>62915000-20 SUBTOTAL</b>		<b>-13,336.68</b>	<b>-84.86</b>	
<b>PROPERTY: 62915000 62915000-30 CREEDENCE 21/16 W0ED ST COM 2H</b>				
<u>Lease Operating Expense</u>				
AUTOMATION MAINTENANCE	TANKLOGIX LLC	52.48	0.006363620	0.34
COMPANY SUPERVISION	MEWBOURNE OIL COMPANY	600.00	0.006363620	3.82
COMPRESSOR MAINTENANCE	TRINITY OILFIELD SERVICES &	206.62	0.006363620	1.32
EMISSIONS CONTROL EQUIPMENT MAINTENANCE	JADE CONSTRUCTION LLC	278.14	0.006363620	1.76
EMISSIONS CONTROL EQUIPMENT MAINTENANCE	VAPROX LLC	274.70	0.006363620	1.74
FUEL/ POWER / ELECTRICAL	XCEL ENERGY	9,963.60	0.006363620	63.40
GATHERING/TREATING/DEHYDRATION	GAS WELL SERVICES INC	155.00	0.006363620	0.98
GATHERING/TREATING/DEHYDRATION	GAS WELL SERVICES INC	221.44	0.006363620	1.40
GATHERING/TREATING/DEHYDRATION	GAS WELL SERVICES INC	155.00	0.006363620	0.98
GATHERING/TREATING/DEHYDRATION	GAS WELL SERVICES INC	188.22	0.006363620	1.20
LEASE & FACILITY	MEWBOURNE OIL COMPANY	1,500.00	0.006363620	9.54
LEASE & FACILITY	MEWBOURNE OIL COMPANY	375.00	0.006363620	2.38
LEASE & FACILITY	MEWBOURNE OIL COMPANY	750.00	0.006363620	4.78
LEASE & FACILITY	MEWBOURNE OIL COMPANY	510.00	0.006363620	3.24
LEASE & FACILITY	MEWBOURNE OIL COMPANY	750.00	0.006363620	4.78
LEASE & FACILITY MAINTENANCE	KEYSTONE PUMP & SUPPLY LI	295.14	0.006363620	1.88
LEASE & FACILITY MAINTENANCE	STANDARD OIL FIELD SUPPLY	158.28	0.006363620	1.00
LEASE & FACILITY MAINTENANCE	JADE CONSTRUCTION LLC	55.64	0.006363620	0.36
LEASE & FACILITY MAINTENANCE	JADE CONSTRUCTION LLC	111.26	0.006363620	0.70
LEASE & FACILITY MAINTENANCE	TURNCO ENTERPRISES LLC	150.00	0.006363620	0.96
OVERHEAD-FIXED RATE	MEWBOURNE OIL COMPANY	1,778.18	0.006363620	11.32
PUMPING	MEWBOURNE OIL COMPANY	1,800.00	0.006363620	11.46
PUMPING	MEWBOURNE OIL COMPANY	1,800.00	0.006363620	11.46
RENTAL SERVICES	KODIAK GAS SERVICES LLC	7,431.66	0.006363620	47.30
SALT WATER DISPOSAL	MEWBOURNE OIL COMPANY	61,549.80	0.006363620	391.68
Total Lease Operating Expense Cost		91,110.16		579.78
<b>62915000-30 SUBTOTAL</b>		<b>91,110.16</b>	<b>579.78</b>	
<b>PROPERTY 62915000 TOTAL</b>		<b>77,773.48</b>	<b>494.92</b>	
<b>PROPERTY: 62916000 62916000-20 CREEDENCE 21/16 W1ED ST COM 1H</b>				
<u>Tangible Well Cost</u>				
TUBING	MEWBOURNE OIL COMPANY	-19,052.12	0.006363620	-121.24

## MEWBOURNE OIL COMPANY

SIANA OIL & GAS CO, LLC  
TOM M RAGSDALE  
P O BOX 2246  
CONROE, TX 77305

INVOICE NO.: 202105-20567  
INVOICE DATE: 5-31-2021  
OWNER: 035904-1  
BILLING FOR: May 2021

REFERENCE/DESCRIPTION OF CHARGES		GROSS CHARGES	WORKING INTEREST	NET CHARGE
TUBING	MEWBOURNE OIL COMPANY	-19,052.12	0.006363620	-121.24
Total Tangible Well Cost Cost		-38,104.24		-242.48
<u>Equipment Beyond Wellhead</u>				
AUTOMATION METERING EQUIPMENT	MEWBOURNE OIL COMPANY	-3,546.18	0.006363620	-22.56
SERVICE PUMPS	MEWBOURNE OIL COMPANY	-9,790.50	0.006363620	-62.30
Total Equipment Beyond Wellhead Cost		-13,336.68		-84.86
<b>62916000-20 SUBTOTAL</b>		<b>-51,440.92</b>	<b>-327.34</b>	
<b>PROPERTY: 62916000 62916000-30 CREEDENCE 21/16 W1ED ST COM 1H</b>				
<u>Lease Operating Expense</u>				
AUTOMATION MAINTENANCE	TANKLOGIX LLC	52.48	0.006363620	0.34
COMPANY SUPERVISION	MEWBOURNE OIL COMPANY	600.00	0.006363620	3.82
COMPRESSOR MAINTENANCE	TRINITY OILFIELD SERVICES &	206.62	0.006363620	1.32
EMISSIONS CONTROL EQUIPMENT MAINTENANCE	JADE CONSTRUCTION LLC	278.14	0.006363620	1.76
EMISSIONS CONTROL EQUIPMENT MAINTENANCE	VAPROX LLC	274.70	0.006363620	1.74
FUEL/ POWER / ELECTRICAL	XCEL ENERGY	14,719.00	0.006363620	93.66
GATHERING/TREATING/DEHYDRATION	GAS WELL SERVICES INC	155.02	0.006363620	0.98
GATHERING/TREATING/DEHYDRATION	GAS WELL SERVICES INC	221.46	0.006363620	1.40
GATHERING/TREATING/DEHYDRATION	GAS WELL SERVICES INC	155.02	0.006363620	0.98
GATHERING/TREATING/DEHYDRATION	GAS WELL SERVICES INC	188.26	0.006363620	1.20
LEASE & FACILITY	MEWBOURNE OIL COMPANY	375.00	0.006363620	2.38
LEASE & FACILITY	MEWBOURNE OIL COMPANY	750.00	0.006363620	4.78
LEASE & FACILITY MAINTENANCE	KEYSTONE PUMP & SUPPLY LI	295.12	0.006363620	1.88
LEASE & FACILITY MAINTENANCE	STANDARD OIL FIELD SUPPLY	891.24	0.006363620	5.68
LEASE & FACILITY MAINTENANCE	STANDARD OIL FIELD SUPPLY	158.36	0.006363620	1.00
LEASE & FACILITY MAINTENANCE	JADE CONSTRUCTION LLC	55.62	0.006363620	0.36
LEASE & FACILITY MAINTENANCE	JADE CONSTRUCTION LLC	111.26	0.006363620	0.70
LEASE & FACILITY MAINTENANCE	TURNCO ENTERPRISES LLC	150.00	0.006363620	0.96
OVERHEAD-FIXED RATE	MEWBOURNE OIL COMPANY	1,778.18	0.006363620	11.32
PUMPING	MEWBOURNE OIL COMPANY	1,800.00	0.006363620	11.46
PUMPING	MEWBOURNE OIL COMPANY	1,800.00	0.006363620	11.46
RENTAL SERVICES	KODIAK GAS SERVICES LLC	7,431.66	0.006363620	47.30
SALT WATER DISPOSAL	MEWBOURNE OIL COMPANY	100,903.18	0.006363620	642.10
WELL EQUIPMENT-SURFACE	DIVINE WIRELINE SOLUTIONS	6,671.50	0.006363620	42.46
Total Lease Operating Expense Cost		140,021.82		891.04
<b>62916000-30 SUBTOTAL</b>		<b>140,021.82</b>	<b>891.04</b>	
<b>PROPERTY 62916000 TOTAL</b>		<b>88,580.90</b>	<b>563.70</b>	

**PROPERTY: 62948000 62948000-10 INLAND 26/23 B2PI STATE COM 1H**

Intangible Well Cost

EQUIPMENT RENTAL	SPM OIL & GAS PC, LLC	3,949.92	0.100000000	395.00
REGULATORY PERMITS & SURVEYS	STATE OF NEW MEXICO	150.00	0.100000000	15.00

## MEWBOURNE OIL COMPANY

SIANA OIL & GAS CO, LLC  
TOM M RAGSDALE  
P O BOX 2246  
CONROE, TX 77305

INVOICE NO.: 202105-20567  
INVOICE DATE: 5-31-2021  
OWNER: 035904-1  
BILLING FOR: May 2021

REFERENCE/DESCRIPTION OF CHARGES		GROSS CHARGES	WORKING INTEREST	NET CHARGE
TRANSPORTATION	TEJAS HOT SHOT SERVICE &	1,433.26	0.100000000	143.32
Total Intangible Well Cost Cost		5,533.18		553.32
<u>Tangible Well Cost</u>				
CASING (10.1" - 19.0")	SOONER PIPE LLC	-9,714.46	0.100000000	-971.46
CASING (6.1" - 8.0")	SOONER PIPE LLC	-19,034.00	0.100000000	-1,903.40
CASING (8.1" - 10.0")	SOONER PIPE LLC	-22,966.22	0.100000000	-2,296.62
Total Tangible Well Cost Cost		-51,714.68		-5,171.48
<b>62948000-10 SUBTOTAL</b>		<b>-46,181.50</b>		<b>-4,618.16</b>
<b>PROPERTY: 62948000 62948000-20 INLAND 26/23 B2PI STATE COM 1H</b>				
<u>Intangible Well Cost</u>				
COMPANY SUPERVISION	MEWBOURNE OIL COMPANY	2,400.00	0.100000000	240.00
COMPANY SUPERVISION	MEWBOURNE OIL COMPANY	2,400.00	0.100000000	240.00
CONTRACT SERVICES & SUPERVISION	SDS PETROLEUM CONSULTAN	14,348.00	0.100000000	1,434.80
DAMAGES	THE MERCHANT LIVESTOCK C	4,119.10	0.100000000	411.90
EQUIPMENT RENTAL	L & R WELL SERVICE INC	1,854.28	0.100000000	185.42
EQUIPMENT RENTAL	WEATHERFORD US LP	974.18	0.100000000	97.42
EQUIPMENT RENTAL	GARNER PUMP & SUPPLY INC	897.56	0.100000000	89.76
EQUIPMENT RENTAL	PRESTIGE EQUIPMENT RENTA	8,210.24	0.100000000	821.02
HORIZONTAL DRILLOUT SERVICES	MAN WELDING SERVICE	7,385.00	0.100000000	738.50
REGULATORY PERMITS & SURVEYS	STATE OF NEW MEXICO	150.00	0.100000000	15.00
STIMULATION RENTALS & OTHER	GAS WELL SERVICES INC	3,100.34	0.100000000	310.04
STIMULATION RENTALS & OTHER	GARNER PUMP & SUPPLY INC	636.50	0.100000000	63.64
TRANSPORTATION	JW OILFIELD HAULING INC	2,691.68	0.100000000	269.18
Total Intangible Well Cost Cost		49,166.88		4,916.68
<u>Tangible Well Cost</u>				
SUBSURFACE EQUIP. & ARTIFICIAL LIFT SYSTEMS	HUDSON PACKER COMPANY I	13,935.62	0.100000000	1,393.56
SUBSURFACE EQUIP. & ARTIFICIAL LIFT SYSTEMS	FLOWCO PRODUCTION SOLUT	18,815.92	0.100000000	1,881.60
TUBING	MEWBOURNE OIL COMPANY	2,558.20	0.100000000	255.82
TUBING	MEWBOURNE OIL COMPANY	-9,760.48	0.100000000	-976.04
TUBING	ENERGY TUBULARS INC	153,442.12	0.100000000	15,344.20
TUBING HEAD & UPPER SECTION	MEWBOURNE OIL COMPANY	-28,840.50	0.100000000	-2,884.04
TUBING HEAD & UPPER SECTION	DIVINE WIRELINE SOLUTIONS	6,053.50	0.100000000	605.34
Total Tangible Well Cost Cost		156,204.38		15,620.44
<u>Equipment Beyond Wellhead</u>				
AUTOMATION METERING EQUIPMENT	MEWBOURNE OIL COMPANY	15,502.32	0.100000000	1,550.24
AUTOMATION METERING EQUIPMENT	ATCHAFALAYA MEASUREMEI	5,063.68	0.100000000	506.38
AUTOMATION METERING EQUIPMENT	TANKLOGIX LLC	5,394.96	0.100000000	539.50
AUTOMATION METERING EQUIPMENT	TANKLOGIX LLC	884.50	0.100000000	88.46
ELECTRICAL INSTALLATIONS	INGRAM PROFESSIONAL SERV	6,462.64	0.100000000	646.26
FITTINGS / VALVES & ACCESSORIES	T&J VALVE	6,465.04	0.100000000	646.50
FITTINGS / VALVES & ACCESSORIES	GARNER PUMP & SUPPLY INC	1,779.08	0.100000000	177.90

## MEWBOURNE OIL COMPANY

SIANA OIL & GAS CO, LLC  
TOM M RAGSDALE  
P O BOX 2246  
CONROE, TX 77305

INVOICE NO.: 202105-20567  
INVOICE DATE: 5-31-2021  
OWNER: 035904-1  
BILLING FOR: May 2021

REFERENCE/DESCRIPTION OF CHARGES		GROSS CHARGES	WORKING INTEREST	NET CHARGE
FITTINGS / VALVES & ACCESSORIES	KEYSTONE PUMP & SUPPLY LI	13,861.80	0.100000000	1,386.18
LINE PIPE & VALVES - GATHERING	MEWBOURNE OIL COMPANY	7,022.60	0.100000000	702.26
LINE PIPE & VALVES - GATHERING	MEWBOURNE OIL COMPANY	1,833.00	0.100000000	183.30
PRODUCTION EQUIP INSTALLATION	TRINITY OILFIELD SERVICES &	379.80	0.100000000	37.98
PRODUCTION EQUIP INSTALLATION	TRINITY OILFIELD SERVICES &	1,139.40	0.100000000	113.94
PRODUCTION EQUIP INSTALLATION	TRINITY OILFIELD SERVICES &	1,772.40	0.100000000	177.24
PRODUCTION EQUIP INSTALLATION	TRINITY OILFIELD SERVICES &	1,392.60	0.100000000	139.26
PRODUCTION EQUIP INSTALLATION	TRINITY OILFIELD SERVICES &	381.46	0.100000000	38.16
PRODUCTION EQUIP INSTALLATION	TRINITY OILFIELD SERVICES &	1,139.40	0.100000000	113.94
PRODUCTION EQUIP INSTALLATION	TRINITY OILFIELD SERVICES &	1,398.66	0.100000000	139.86
PRODUCTION EQUIP INSTALLATION	TRINITY OILFIELD SERVICES &	316.50	0.100000000	31.64
PRODUCTION EQUIP INSTALLATION	TRINITY OILFIELD SERVICES &	274.30	0.100000000	27.42
PRODUCTION EQUIP INSTALLATION	TRINITY OILFIELD SERVICES &	379.80	0.100000000	37.98
STORAGE TANKS	PETROSMITH EQUIPMENT LP	273,025.54	0.100000000	27,302.56
Total Equipment Beyond Wellhead Cost		345,869.48		34,586.96
62948000-20 SUBTOTAL		551,240.74		55,124.08
PROPERTY: 62948000 62948000-30 INLAND 26/23 B2PI STATE COM 1H				
<u>Lease Operating Expense</u>				
CHEMICALS-WATER TREATING	EPDI	4,676.98	0.100000000	467.70
CHEMICALS-WATER TREATING	EPDI	1,273.72	0.100000000	127.38
COMPANY SUPERVISION	MEWBOURNE OIL COMPANY	2,400.00	0.100000000	240.00
COMPANY SUPERVISION	MEWBOURNE OIL COMPANY	2,400.00	0.100000000	240.00
COMPANY SUPERVISION	MEWBOURNE OIL COMPANY	8,400.00	0.100000000	840.00
COMPANY SUPERVISION	MEWBOURNE OIL COMPANY	2,400.00	0.100000000	240.00
COMPANY SUPERVISION	MEWBOURNE OIL COMPANY	600.00	0.100000000	60.00
COMPANY SUPERVISION	MEWBOURNE OIL COMPANY	3,600.00	0.100000000	360.00
COMPANY SUPERVISION	MEWBOURNE OIL COMPANY	7,200.00	0.100000000	720.00
COMPANY SUPERVISION	MEWBOURNE OIL COMPANY	1,200.00	0.100000000	120.00
CONTRACT SUPERVISION	PACE OILFIELD SERVICES INC	11,122.24	0.100000000	1,112.22
CONTRACT SUPERVISION	PACE OILFIELD SERVICES INC	8,094.64	0.100000000	809.46
CONTRACT SUPERVISION	PACE OILFIELD SERVICES INC	8,094.64	0.100000000	809.46
CONTRACT SUPERVISION	SUNDOWN ENVIRO LLC	9,374.40	0.100000000	937.44
CONTRACT SUPERVISION	SUNDOWN ENVIRO LLC	9,374.40	0.100000000	937.44
CONTRACT SUPERVISION	GSM OILFIELD SERVICES INC	3,393.50	0.100000000	339.34
EMISSIONS CONTROL EQUIPMENT MAINTENANCE	GARNER PUMP & SUPPLY INC	1,236.88	0.100000000	123.68
EMISSIONS CONTROL EQUIPMENT MAINTENANCE	VAPROX LLC	950.34	0.100000000	95.04
EMISSIONS CONTROL EQUIPMENT MAINTENANCE	VAPROX LLC	315.38	0.100000000	31.54
EMISSIONS CONTROL EQUIPMENT MAINTENANCE	VAPROX LLC	2,033.96	0.100000000	203.40
EMISSIONS CONTROL EQUIPMENT MAINTENANCE	AUTOMATED WELLHEAD COM	158.26	0.100000000	15.82
LEASE & FACILITY	MEWBOURNE OIL COMPANY	1,500.00	0.100000000	150.00
LEASE & FACILITY	MEWBOURNE OIL COMPANY	750.00	0.100000000	75.00

## MEWBOURNE OIL COMPANY

Page 12

SIANA OIL & GAS CO, LLC  
TOM M RAGSDALE  
P O BOX 2246  
CONROE, TX 77305

INVOICE NO.: 202105-20567  
INVOICE DATE: 5-31-2021  
OWNER: 035904-1  
BILLING FOR: May 2021

REFERENCE/DESCRIPTION OF CHARGES		GROSS CHARGES	WORKING INTEREST	NET CHARGE
LEASE & FACILITY	MEWBOURNE OIL COMPANY	750.00	0.100000000	75.00
LEASE & FACILITY	MEWBOURNE OIL COMPANY	2,250.00	0.100000000	225.00
LEASE & FACILITY MAINTENANCE	GARNER PUMP & SUPPLY INC	475.54	0.100000000	47.56
LEASE & FACILITY MAINTENANCE	GARNER PUMP & SUPPLY INC	2,629.72	0.100000000	262.98
LEASE & FACILITY MAINTENANCE	K&S OILFIELD SUPPLIES LLC	56.16	0.100000000	5.62
LEASE & FACILITY MAINTENANCE	TURNCO ENTERPRISES LLC	400.00	0.100000000	40.00
LEASE & FACILITY MAINTENANCE	H-M TRUCKING LLC	1,294.74	0.100000000	129.46
LEASE & FACILITY MAINTENANCE	H-M TRUCKING LLC	1,035.80	0.100000000	103.58
MISCELLANEOUS EQUIPMENT RENTAL	PACE OILFIELD SERVICES INC	1,513.80	0.100000000	151.38
MISCELLANEOUS EQUIPMENT RENTAL	PACE OILFIELD SERVICES INC	7,144.30	0.100000000	714.42
MISCELLANEOUS EQUIPMENT RENTAL	D&H TRUCKING	6,872.16	0.100000000	687.22
OVERHEAD-FIXED RATE	MEWBOURNE OIL COMPANY	1,778.18	0.100000000	177.82
PUMPING	MEWBOURNE OIL COMPANY	1,800.00	0.100000000	180.00
PUMPING	MEWBOURNE OIL COMPANY	1,800.00	0.100000000	180.00
RENTAL SERVICES	GUNS UP SERVICES	2,952.16	0.100000000	295.22
RENTAL SERVICES	USA COMPRESSION PARTNERS	9,495.02	0.100000000	949.50
RENTAL SERVICES	MESA NATURAL GAS Solutio	6,781.70	0.100000000	678.16
SALT WATER DISPOSAL	TRINITY OILFIELD SERVICES &	1,601.72	0.100000000	160.16
SALT WATER DISPOSAL	3 BEAR DELAWARE OPERATIN	53,114.84	0.100000000	5,311.48
SITE RESTORATION & EXCAVATION	SUNDANCE SERVICES WEST IN	2,221.36	0.100000000	222.14
WELL SERVICE & REPAIR	STONE OILFIELD SERVICE INC	2,972.98	0.100000000	297.30
Total Lease Operating Expense Cost		199,489.52		19,948.92

Netted Owner

<b>62948000-30 SUBTOTAL</b>	<b>199,489.52</b>	<b>19,948.92</b>
<b>PROPERTY 62948000 TOTAL</b>	<b>704,548.76</b>	<b>70,454.84</b>
<b>62948000PREPAYMENTS</b>		<b>-35,227.42</b>

**PROPERTY: 62958000 62958000-30 GAZELLE 22 B3MD FED COM 1H**Lease Operating Expense

AUTOMATION MAINTENANCE	AMERICAN MILLENNIUM COR	12.85	0.196991940	2.53
AUTOMATION MAINTENANCE	TANKLOGIX LLC	33.61	0.196991940	6.62
AUTOMATION MAINTENANCE	THE REYNOLDS COMPANY	173.65	0.196991940	34.21
CHEMICALS-WATER TREATING	EPDI	314.03	0.196991940	61.87
CHEMICALS-WATER TREATING	EPDI	101.22	0.196991940	19.93
CHEMICALS-WATER TREATING	EPDI	126.53	0.196991940	24.92
EMISSIONS CONTROL EQUIPMENT MAINTENANCE	G&A FABRICATION LLC	76.19	0.196991940	15.01
EMISSIONS CONTROL EQUIPMENT MAINTENANCE	G&A FABRICATION LLC	76.19	0.196991940	15.01
EMISSIONS CONTROL EQUIPMENT MAINTENANCE	G&A FABRICATION LLC	76.19	0.196991940	15.01
FUEL/ POWER / ELECTRICAL	XCEL ENERGY	284.39	0.196991940	56.02
FUEL/ POWER / ELECTRICAL	PILOT THOMAS LOGISTICS LL	48.48	0.196991940	9.55
FUEL/ POWER / ELECTRICAL	PILOT THOMAS LOGISTICS LL	42.89	0.196991940	8.45
FUEL/ POWER / ELECTRICAL	PILOT THOMAS LOGISTICS LL	65.08	0.196991940	12.82
LEASE & FACILITY	MEWBOURNE OIL COMPANY	187.50	0.196991940	36.94



## MEWBOURNE OIL COMPANY

SIANA OIL & GAS CO, LLC  
TOM M RAGSDALE  
P O BOX 2246  
CONROE, TX 77305

INVOICE NO.: 202105-20567  
INVOICE DATE: 5-31-2021  
OWNER: 035904-1  
BILLING FOR: May 2021

REFERENCE/DESCRIPTION OF CHARGES		GROSS CHARGES	WORKING INTEREST	NET CHARGE
LEASE & FACILITY	MEWBOURNE OIL COMPANY	375.00	0.196991940	73.87
LEASE & FACILITY MAINTENANCE	GARNER PUMP & SUPPLY INC	143.55	0.196991940	28.28
LEASE & FACILITY MAINTENANCE	K&S OILFIELD SUPPLIES LLC	229.76	0.196991940	45.26
LEASE & FACILITY MAINTENANCE	PRESSURE SERVICES	21.46	0.196991940	4.23
MISCELLANEOUS EQUIPMENT RENTAL	MEWBOURNE OIL COMPANY	235.20	0.196991940	46.33
OVERHEAD-FIXED RATE	MEWBOURNE OIL COMPANY	889.09	0.196991940	175.14
PRIME MOVER / PUMP MAINTENANCE	HR COMPRESSION & SERVICE	92.42	0.196991940	18.20
PUMPING	MEWBOURNE OIL COMPANY	900.00	0.196991940	177.30
PUMPING	MEWBOURNE OIL COMPANY	450.00	0.196991940	88.65
RENTAL SERVICES	PRESTIGE EQUIPMENT RENTA	316.82	0.196991940	62.41
RENTAL SERVICES	KODIAK GAS SERVICES LLC	4,917.51	0.196991940	968.71
SALT WATER DISPOSAL	NGL WATER SOLUTIONS PERM	3,864.65	0.196991940	761.31
SALT WATER DISPOSAL	LIMESTONE BASIN PROPERTIE	297.94	0.196991940	58.69
SITE RESTORATION & EXCAVATION	BLADE SERVICES LLC	204.96	0.196991940	40.37
Total Lease Operating Expense Cost		14,557.16		2,867.64
<b>62958000-30 SUBTOTAL</b>		<b>14,557.16</b>	<b>2,867.64</b>	
<b>PROPERTY 62958000 TOTAL</b>		<b>14,557.16</b>	<b>2,867.64</b>	
<b>PROPERTY: 72076000 72076000-10 INLAND 26/23 B2OJ STATE COM 1H</b>				
<u>Intangible Well Cost</u>				
REGULATORY PERMITS & SURVEYS	STATE OF NEW MEXICO	75.00	0.100000000	7.50
Total Intangible Well Cost Cost		75.00		7.50
<u>Tangible Well Cost</u>				
CASING (6.1" - 8.0")	SOONER PIPE LLC	-4,002.85	0.100000000	-400.28
CASING (8.1" - 10.0")	SOONER PIPE LLC	-7,550.11	0.100000000	-755.01
Total Tangible Well Cost Cost		-11,552.96		-1,155.29
<b>72076000-10 SUBTOTAL</b>		<b>-11,477.96</b>	<b>-1,147.79</b>	
<b>PROPERTY: 72076000 72076000-20 INLAND 26/23 B2OJ STATE COM 1H</b>				
<u>Intangible Well Cost</u>				
COMPANY SUPERVISION	MEWBOURNE OIL COMPANY	1,200.00	0.100000000	120.00
DAMAGES	THE MERCHANT LIVESTOCK C	2,059.55	0.100000000	205.95
EQUIPMENT RENTAL	PRESTIGE EQUIPMENT RENTA	4,105.17	0.100000000	410.51
HORIZONTAL DRILLOUT SERVICES	MAN WELDING SERVICE	3,692.50	0.100000000	369.25
HORIZONTAL DRILLOUT SERVICES	VAREL INTERNATIONAL IND I	3,173.70	0.100000000	317.37
HORIZONTAL DRILLOUT SERVICES	TRINITY OILFIELD SERVICES &	2,750.91	0.100000000	275.09
REGULATORY PERMITS & SURVEYS	STATE OF NEW MEXICO	75.00	0.100000000	7.50
STIMULATION RENTALS & OTHER	GAS WELL SERVICES INC	1,550.16	0.100000000	155.02
STIMULATION RENTALS & OTHER	GARNER PUMP & SUPPLY INC	318.24	0.100000000	31.82
Total Intangible Well Cost Cost		18,925.23		1,892.51
<u>Tangible Well Cost</u>				
CASING (4.1" - 6.0")	SOONER PIPE LLC	-4,456.38	0.100000000	-445.64

## MEWBOURNE OIL COMPANY

Page 14

SIANA OIL & GAS CO, LLC  
TOM M RAGSDALE  
P O BOX 2246  
CONROE, TX 77305

INVOICE NO.: 202105-20567

INVOICE DATE: 5-31-2021

OWNER: 035904-1

BILLING FOR: May 2021

REFERENCE/DESCRIPTION OF CHARGES		GROSS CHARGES	WORKING INTEREST	NET CHARGE
Total Tangible Well Cost Cost		-4,456.38		-445.64
<u>Equipment Beyond Wellhead</u>				
AUTOMATION METERING EQUIPMENT	MEWBOURNE OIL COMPANY	7,751.16	0.100000000	775.12
AUTOMATION METERING EQUIPMENT	TANKLOGIX LLC	2,697.47	0.100000000	269.75
AUTOMATION METERING EQUIPMENT	TANKLOGIX LLC	442.25	0.100000000	44.23
ELECTRICAL INSTALLATIONS	INGRAM PROFESSIONAL SERV	3,231.28	0.100000000	323.13
FITTINGS / VALVES & ACCESSORIES	T&J VALVE	4,973.12	0.100000000	497.31
FITTINGS / VALVES & ACCESSORIES	GARNER PUMP & SUPPLY INC	889.53	0.100000000	88.95
FITTINGS / VALVES & ACCESSORIES	KEYSTONE PUMP & SUPPLY LI	6,930.88	0.100000000	693.09
LINE PIPE & VALVES - GATHERING	MEWBOURNE OIL COMPANY	3,511.30	0.100000000	351.13
LINE PIPE & VALVES - GATHERING	MEWBOURNE OIL COMPANY	916.50	0.100000000	91.65
PRODUCTION EQUIP INSTALLATION	TRINITY OILFIELD SERVICES &	189.90	0.100000000	18.99
PRODUCTION EQUIP INSTALLATION	TRINITY OILFIELD SERVICES &	569.70	0.100000000	56.97
PRODUCTION EQUIP INSTALLATION	TRINITY OILFIELD SERVICES &	886.20	0.100000000	88.62
PRODUCTION EQUIP INSTALLATION	TRINITY OILFIELD SERVICES &	696.30	0.100000000	69.63
PRODUCTION EQUIP INSTALLATION	TRINITY OILFIELD SERVICES &	190.72	0.100000000	19.07
PRODUCTION EQUIP INSTALLATION	TRINITY OILFIELD SERVICES &	569.70	0.100000000	56.97
PRODUCTION EQUIP INSTALLATION	TRINITY OILFIELD SERVICES &	699.32	0.100000000	69.93
PRODUCTION EQUIP INSTALLATION	TRINITY OILFIELD SERVICES &	158.25	0.100000000	15.82
PRODUCTION EQUIP INSTALLATION	TRINITY OILFIELD SERVICES &	137.15	0.100000000	13.71
PRODUCTION EQUIP INSTALLATION	TRINITY OILFIELD SERVICES &	189.90	0.100000000	18.99
STORAGE TANKS	PETROSMITH EQUIPMENT LP	136,512.79	0.100000000	13,651.28
Total Equipment Beyond Wellhead Cost		172,143.42		17,214.34
<b>72076000-20 SUBTOTAL</b>		<b>186,612.27</b>	<b>18,661.21</b>	
<b>PROPERTY: 72076000 72076000-30 INLAND 26/23 B2OJ STATE COM 1H</b>				
<u>Lease Operating Expense</u>				
CHEMICALS-WATER TREATING	EPDI	1,973.88	0.100000000	197.39
CHEMICALS-WATER TREATING	EPDI	537.56	0.100000000	53.76
COMPANY SUPERVISION	MEWBOURNE OIL COMPANY	1,200.00	0.100000000	120.00
COMPANY SUPERVISION	MEWBOURNE OIL COMPANY	1,800.00	0.100000000	180.00
COMPANY SUPERVISION	MEWBOURNE OIL COMPANY	1,200.00	0.100000000	120.00
COMPANY SUPERVISION	MEWBOURNE OIL COMPANY	300.00	0.100000000	30.00
COMPANY SUPERVISION	MEWBOURNE OIL COMPANY	4,200.00	0.100000000	420.00
COMPANY SUPERVISION	MEWBOURNE OIL COMPANY	2,400.00	0.100000000	240.00
COMPANY SUPERVISION	MEWBOURNE OIL COMPANY	1,200.00	0.100000000	120.00
COMPANY SUPERVISION	MEWBOURNE OIL COMPANY	600.00	0.100000000	60.00
CONTRACT SUPERVISION	PACE OILFIELD SERVICES INC	5,266.77	0.100000000	526.68
CONTRACT SUPERVISION	PACE OILFIELD SERVICES INC	3,532.20	0.100000000	353.22
CONTRACT SUPERVISION	PACE OILFIELD SERVICES INC	3,532.20	0.100000000	353.22
CONTRACT SUPERVISION	SUNDOWN ENVIRO LLC	3,956.40	0.100000000	395.64
CONTRACT SUPERVISION	SUNDOWN ENVIRO LLC	3,956.40	0.100000000	395.64

## MEWBOURNE OIL COMPANY

SIANA OIL & GAS CO, LLC  
TOM M RAGSDALE  
P O BOX 2246  
CONROE, TX 77305

INVOICE NO.: 202105-20567  
INVOICE DATE: 5-31-2021  
OWNER: 035904-1  
BILLING FOR: May 2021

REFERENCE/DESCRIPTION OF CHARGES		GROSS CHARGES	WORKING INTEREST	NET CHARGE
EMISSIONS CONTROL EQUIPMENT MAINTENANCE	GARNER PUMP & SUPPLY INC	618.43	0.100000000	61.85
EMISSIONS CONTROL EQUIPMENT MAINTENANCE	VAPROX LLC	475.15	0.100000000	47.51
EMISSIONS CONTROL EQUIPMENT MAINTENANCE	VAPROX LLC	157.69	0.100000000	15.77
EMISSIONS CONTROL EQUIPMENT MAINTENANCE	VAPROX LLC	1,016.97	0.100000000	101.70
EMISSIONS CONTROL EQUIPMENT MAINTENANCE	AUTOMATED WELLHEAD CON	79.12	0.100000000	7.91
LEASE & FACILITY	MEWBOURNE OIL COMPANY	750.00	0.100000000	75.00
LEASE & FACILITY	MEWBOURNE OIL COMPANY	375.00	0.100000000	37.50
LEASE & FACILITY	MEWBOURNE OIL COMPANY	750.00	0.100000000	75.00
LEASE & FACILITY	MEWBOURNE OIL COMPANY	375.00	0.100000000	37.50
LEASE & FACILITY MAINTENANCE	GARNER PUMP & SUPPLY INC	237.79	0.100000000	23.78
LEASE & FACILITY MAINTENANCE	GARNER PUMP & SUPPLY INC	1,314.86	0.100000000	131.49
LEASE & FACILITY MAINTENANCE	K&S OILFIELD SUPPLIES LLC	28.15	0.100000000	2.82
LEASE & FACILITY MAINTENANCE	TURNCO ENTERPRISES LLC	200.00	0.100000000	20.00
LEASE & FACILITY MAINTENANCE	H-M TRUCKING LLC	517.90	0.100000000	51.79
MISCELLANEOUS EQUIPMENT RENTAL	PACE OILFIELD SERVICES INC	756.91	0.100000000	75.69
MISCELLANEOUS EQUIPMENT RENTAL	PACE OILFIELD SERVICES INC	3,514.33	0.100000000	351.43
MISCELLANEOUS EQUIPMENT RENTAL	D&H TRUCKING	3,436.09	0.100000000	343.61
OVERHEAD-FIXED RATE	MEWBOURNE OIL COMPANY	889.09	0.100000000	88.91
PUMPING	MEWBOURNE OIL COMPANY	900.00	0.100000000	90.00
PUMPING	MEWBOURNE OIL COMPANY	900.00	0.100000000	90.00
RENTAL SERVICES	GUNS UP SERVICES	1,476.09	0.100000000	147.61
RENTAL SERVICES	USA COMPRESSION PARTNERS	4,747.51	0.100000000	474.75
RENTAL SERVICES	MESA NATURAL GAS Solutio	3,390.84	0.100000000	339.08
SALT WATER DISPOSAL	TRINITY OILFIELD SERVICES &	795.21	0.100000000	79.52
SALT WATER DISPOSAL	3 BEAR DELAWARE OPERATIN	30,170.68	0.100000000	3,017.07
Total Lease Operating Expense Cost		93,528.22		9,352.84
<b>72076000-30 SUBTOTAL</b>		<b>93,528.22</b>		<b>9,352.84</b>
<b>PROPERTY 72076000 TOTAL</b>		<b>268,662.53</b>		<b>26,866.26</b>
<b>72076000PREPAYMENTS</b>				<b>-26,866.26</b>
<b>PROPERTY: 72185000 72185000-20 CREEDENCE 21/16 W0FC ST COM 4H</b>				
<u>Tangible Well Cost</u>				
TUBING HEAD & UPPER SECTION	MEWBOURNE OIL COMPANY	-14,420.25	0.006363620	-91.76
Total Tangible Well Cost Cost		-14,420.25		-91.76
<u>Equipment Beyond Wellhead</u>				
AUTOMATION METERING EQUIPMENT	MEWBOURNE OIL COMPANY	1,773.09	0.006363620	11.28
Total Equipment Beyond Wellhead Cost		1,773.09		11.28
<b>72185000-20 SUBTOTAL</b>		<b>-12,647.16</b>		<b>-80.48</b>
<b>PROPERTY: 72185000 72185000-30 CREEDENCE 21/16 W0FC ST COM 4H</b>				
<u>Lease Operating Expense</u>				
AUTOMATION MAINTENANCE	TANKLOGIX LLC	234.16	0.006363620	1.49

## MEWBOURNE OIL COMPANY

SIANA OIL & GAS CO, LLC  
TOM M RAGSDALE  
P O BOX 2246  
CONROE, TX 77305

INVOICE NO.: 202105-20567  
INVOICE DATE: 5-31-2021  
OWNER: 035904-1  
BILLING FOR: May 2021

REFERENCE/DESCRIPTION OF CHARGES		GROSS CHARGES	WORKING INTEREST	NET CHARGE
AUTOMATION MAINTENANCE	TANKLOGIX LLC	26.24	0.006363620	0.17
CHEMICALS-CORROSION TREATING	IMPERATIVE CHEMICAL PART	625.04	0.006363620	3.98
CHEMICALS-WATER TREATING	TANKLOGIX LLC	240.88	0.006363620	1.53
CHEMICALS-WATER TREATING	EPDI	2,035.27	0.006363620	12.95
CHEMICALS-WATER TREATING	EPDI	2,249.43	0.006363620	14.31
COMPANY SUPERVISION	MEWBOURNE OIL COMPANY	600.00	0.006363620	3.82
COMPANY SUPERVISION	MEWBOURNE OIL COMPANY	300.00	0.006363620	1.91
COMPANY SUPERVISION	MEWBOURNE OIL COMPANY	1,200.00	0.006363620	7.64
CONTRACT SUPERVISION	TURNCO ENTERPRISES LLC	686.25	0.006363620	4.37
CONTRACT SUPERVISION	TURNCO ENTERPRISES LLC	1,029.37	0.006363620	6.55
CONTRACT SUPERVISION	TURNCO ENTERPRISES LLC	571.88	0.006363620	3.64
CONTRACT SUPERVISION	TURNCO ENTERPRISES LLC	1,009.50	0.006363620	6.42
CONTRACT SUPERVISION	TURNCO ENTERPRISES LLC	1,601.25	0.006363620	10.19
CONTRACT SUPERVISION	TURNCO ENTERPRISES LLC	66.25	0.006363620	0.42
CONTRACT SUPERVISION	TURNCO ENTERPRISES LLC	66.25	0.006363620	0.42
CONTRACT SUPERVISION	TURNCO ENTERPRISES LLC	66.25	0.006363620	0.42
CONTRACT SUPERVISION	TURNCO ENTERPRISES LLC	66.25	0.006363620	0.42
CONTRACT SUPERVISION	TURNCO ENTERPRISES LLC	1,601.25	0.006363620	10.19
CONTRACT SUPERVISION	TURNCO ENTERPRISES LLC	1,685.25	0.006363620	10.72
CONTRACT SUPERVISION	TURNCO ENTERPRISES LLC	1,601.25	0.006363620	10.19
CONTRACT SUPERVISION	TURNCO ENTERPRISES LLC	66.25	0.006363620	0.42
CONTRACT SUPERVISION	TURNCO ENTERPRISES LLC	571.88	0.006363620	3.64
CONTRACT SUPERVISION	TURNCO ENTERPRISES LLC	601.88	0.006363620	3.83
CONTRACT SUPERVISION	TURNCO ENTERPRISES LLC	66.25	0.006363620	0.42
CONTRACT SUPERVISION	TURNCO ENTERPRISES LLC	66.25	0.006363620	0.42
CONTRACT SUPERVISION	TURNCO ENTERPRISES LLC	114.38	0.006363620	0.73
CONTRACT SUPERVISION	TURNCO ENTERPRISES LLC	114.38	0.006363620	0.73
CONTRACT SUPERVISION	TURNCO ENTERPRISES LLC	1,601.25	0.006363620	10.19
CONTRACT SUPERVISION	TURNCO ENTERPRISES LLC	915.00	0.006363620	5.82
CONTRACT SUPERVISION	TURNCO ENTERPRISES LLC	228.75	0.006363620	1.46
CONTRACT SUPERVISION	TURNCO ENTERPRISES LLC	1,601.25	0.006363620	10.19
CONTRACT SUPERVISION	TURNCO ENTERPRISES LLC	1,601.25	0.006363620	10.19
CONTRACT SUPERVISION	TURNCO ENTERPRISES LLC	228.75	0.006363620	1.46
CONTRACT SUPERVISION	TURNCO ENTERPRISES LLC	228.75	0.006363620	1.46
CONTRACT SUPERVISION	TURNCO ENTERPRISES LLC	66.25	0.006363620	0.42
CONTRACT SUPERVISION	TURNCO ENTERPRISES LLC	66.25	0.006363620	0.42
CONTRACT SUPERVISION	TURNCO ENTERPRISES LLC	66.25	0.006363620	0.42
CONTRACT SUPERVISION	TURNCO ENTERPRISES LLC	66.25	0.006363620	0.42
CONTRACT SUPERVISION	TURNCO ENTERPRISES LLC	1,685.25	0.006363620	10.72
CONTRACT SUPERVISION	TURNCO ENTERPRISES LLC	337.50	0.006363620	2.15
CONTRACT SUPERVISION	TURNCO ENTERPRISES LLC	1,601.25	0.006363620	10.19
CONTRACT SUPERVISION	D&H TRUCKING	377.57	0.006363620	2.40

## MEWBOURNE OIL COMPANY

SIANA OIL & GAS CO, LLC  
TOM M RAGSDALE  
P O BOX 2246  
CONROE, TX 77305

INVOICE NO.: 202105-20567  
INVOICE DATE: 5-31-2021  
OWNER: 035904-1  
BILLING FOR: May 2021

REFERENCE/DESCRIPTION OF CHARGES		GROSS CHARGES	WORKING INTEREST	NET CHARGE
CONTRACT SUPERVISION	D&H TRUCKING	377.57	0.006363620	2.40
CONTRACT SUPERVISION	D&H TRUCKING	418.02	0.006363620	2.66
CONTRACT SUPERVISION	D&H TRUCKING	418.02	0.006363620	2.66
CONTRACT SUPERVISION	D&H TRUCKING	404.54	0.006363620	2.57
CONTRACT SUPERVISION	D&H TRUCKING	404.54	0.006363620	2.57
EMISSIONS CONTROL EQUIPMENT MAINTENANCE	JADE CONSTRUCTION LLC	139.07	0.006363620	0.88
EMISSIONS CONTROL EQUIPMENT MAINTENANCE	VAPROX LLC	137.35	0.006363620	0.87
GATHERING/TREATING/DEHYDRATION	GAS WELL SERVICES INC	77.51	0.006363620	0.49
GATHERING/TREATING/DEHYDRATION	GAS WELL SERVICES INC	110.72	0.006363620	0.70
GATHERING/TREATING/DEHYDRATION	GAS WELL SERVICES INC	77.51	0.006363620	0.49
GATHERING/TREATING/DEHYDRATION	GAS WELL SERVICES INC	94.11	0.006363620	0.60
LEASE & FACILITY	MEWBOURNE OIL COMPANY	187.50	0.006363620	1.19
LEASE & FACILITY	MEWBOURNE OIL COMPANY	187.50	0.006363620	1.19
LEASE & FACILITY	MEWBOURNE OIL COMPANY	375.00	0.006363620	2.39
LEASE & FACILITY	MEWBOURNE OIL COMPANY	375.00	0.006363620	2.39
LEASE & FACILITY MAINTENANCE	KEYSTONE PUMP & SUPPLY LI	147.58	0.006363620	0.94
LEASE & FACILITY MAINTENANCE	STANDARD OIL FIELD SUPPLY	29.16	0.006363620	0.19
LEASE & FACILITY MAINTENANCE	STANDARD OIL FIELD SUPPLY	79.30	0.006363620	0.50
LEASE & FACILITY MAINTENANCE	JADE CONSTRUCTION LLC	27.82	0.006363620	0.18
LEASE & FACILITY MAINTENANCE	JADE CONSTRUCTION LLC	55.63	0.006363620	0.35
LEASE & FACILITY MAINTENANCE	MPS ENTERPRISES INC	246.16	0.006363620	1.57
LEASE & FACILITY MAINTENANCE	MPS ENTERPRISES INC	140.00	0.006363620	0.89
LEASE & FACILITY MAINTENANCE	TURNCO ENTERPRISES LLC	100.00	0.006363620	0.64
LEASE & FACILITY MAINTENANCE	TURNCO ENTERPRISES LLC	75.00	0.006363620	0.48
OVERHEAD-FIXED RATE	MEWBOURNE OIL COMPANY	807.20	0.006363620	5.14
PUMPING	MEWBOURNE OIL COMPANY	900.00	0.006363620	5.73
PUMPING	MEWBOURNE OIL COMPANY	900.00	0.006363620	5.73
RENTAL SERVICES	KODIAK GAS SERVICES LLC	3,715.83	0.006363620	23.65
SALT WATER DISPOSAL	MEWBOURNE OIL COMPANY	77,699.90	0.006363620	494.45
Total Lease Operating Expense Cost		118,542.40		754.34
72185000-30 SUBTOTAL		118,542.40		754.34
PROPERTY 72185000 TOTAL		105,895.24		673.86
72185000PREPAYMENTS				-673.86
PROPERTY: 72186000 72186000-20 CREEDENCE 21/16 W1FC ST COM 3H				
<u>Tangible Well Cost</u>				
TUBING HEAD & UPPER SECTION	MEWBOURNE OIL COMPANY	-14,420.25	0.006363620	-91.76
Total Tangible Well Cost Cost		-14,420.25		-91.76
<u>Equipment Beyond Wellhead</u>				
AUTOMATION METERING EQUIPMENT	MEWBOURNE OIL COMPANY	1,773.09	0.006363620	11.28
Total Equipment Beyond Wellhead Cost		1,773.09		11.28



## MEWBOURNE OIL COMPANY

SIANA OIL & GAS CO, LLC  
TOM M RAGSDALE  
P O BOX 2246  
CONROE, TX 77305

INVOICE NO.: 202105-20567

INVOICE DATE: 5-31-2021

OWNER: 035904-1

BILLING FOR: May 2021

REFERENCE/DESCRIPTION OF CHARGES		GROSS CHARGES	WORKING INTEREST	NET CHARGE
<b>72186000-20 SUBTOTAL</b>		<b>-12,647.16</b>	<b>-80.48</b>	
<b>PROPERTY: 72186000 72186000-30 CREEDENCE 21/16 W1FC ST COM 3H</b>				
<u>Lease Operating Expense</u>				
AUTOMATION MAINTENANCE	TANKLOGIX LLC	234.04	0.006363620	1.49
AUTOMATION MAINTENANCE	TANKLOGIX LLC	26.24	0.006363620	0.17
CHEMICALS-CORROSION TREATING	IMPERATIVE CHEMICAL PART	625.00	0.006363620	3.98
CHEMICALS-WATER TREATING	TANKLOGIX LLC	240.72	0.006363620	1.53
CHEMICALS-WATER TREATING	EPDI	2,035.26	0.006363620	12.95
CHEMICALS-WATER TREATING	EPDI	2,249.41	0.006363620	14.31
COMPANY SUPERVISION	MEWBOURNE OIL COMPANY	600.00	0.006363620	3.82
COMPANY SUPERVISION	MEWBOURNE OIL COMPANY	300.00	0.006363620	1.91
CONTRACT SUPERVISION	TURNCO ENTERPRISES LLC	1,029.38	0.006363620	6.55
CONTRACT SUPERVISION	TURNCO ENTERPRISES LLC	686.25	0.006363620	4.37
CONTRACT SUPERVISION	TURNCO ENTERPRISES LLC	571.87	0.006363620	3.64
CONTRACT SUPERVISION	TURNCO ENTERPRISES LLC	1,009.50	0.006363620	6.42
CONTRACT SUPERVISION	TURNCO ENTERPRISES LLC	1,601.25	0.006363620	10.19
CONTRACT SUPERVISION	TURNCO ENTERPRISES LLC	66.25	0.006363620	0.42
CONTRACT SUPERVISION	TURNCO ENTERPRISES LLC	66.25	0.006363620	0.42
CONTRACT SUPERVISION	TURNCO ENTERPRISES LLC	66.25	0.006363620	0.42
CONTRACT SUPERVISION	TURNCO ENTERPRISES LLC	66.25	0.006363620	0.42
CONTRACT SUPERVISION	TURNCO ENTERPRISES LLC	1,601.25	0.006363620	10.19
CONTRACT SUPERVISION	TURNCO ENTERPRISES LLC	1,685.25	0.006363620	10.72
CONTRACT SUPERVISION	TURNCO ENTERPRISES LLC	1,601.25	0.006363620	10.19
CONTRACT SUPERVISION	TURNCO ENTERPRISES LLC	66.25	0.006363620	0.42
CONTRACT SUPERVISION	TURNCO ENTERPRISES LLC	571.87	0.006363620	3.64
CONTRACT SUPERVISION	TURNCO ENTERPRISES LLC	601.87	0.006363620	3.83
CONTRACT SUPERVISION	TURNCO ENTERPRISES LLC	66.25	0.006363620	0.42
CONTRACT SUPERVISION	TURNCO ENTERPRISES LLC	66.25	0.006363620	0.42
CONTRACT SUPERVISION	TURNCO ENTERPRISES LLC	114.37	0.006363620	0.73
CONTRACT SUPERVISION	TURNCO ENTERPRISES LLC	114.37	0.006363620	0.73
CONTRACT SUPERVISION	TURNCO ENTERPRISES LLC	1,601.25	0.006363620	10.19
CONTRACT SUPERVISION	TURNCO ENTERPRISES LLC	915.00	0.006363620	5.82
CONTRACT SUPERVISION	TURNCO ENTERPRISES LLC	228.75	0.006363620	1.46
CONTRACT SUPERVISION	TURNCO ENTERPRISES LLC	1,601.25	0.006363620	10.19
CONTRACT SUPERVISION	TURNCO ENTERPRISES LLC	1,601.25	0.006363620	10.19
CONTRACT SUPERVISION	TURNCO ENTERPRISES LLC	228.75	0.006363620	1.46
CONTRACT SUPERVISION	TURNCO ENTERPRISES LLC	228.75	0.006363620	1.46
CONTRACT SUPERVISION	TURNCO ENTERPRISES LLC	66.25	0.006363620	0.42
CONTRACT SUPERVISION	TURNCO ENTERPRISES LLC	66.25	0.006363620	0.42
CONTRACT SUPERVISION	TURNCO ENTERPRISES LLC	66.25	0.006363620	0.42
CONTRACT SUPERVISION	TURNCO ENTERPRISES LLC	66.25	0.006363620	0.42
CONTRACT SUPERVISION	TURNCO ENTERPRISES LLC	1,685.25	0.006363620	10.72

## MEWBOURNE OIL COMPANY

Page 19

SIANA OIL & GAS CO, LLC  
TOM M RAGSDALE  
P O BOX 2246  
CONROE, TX 77305

INVOICE NO.: 202105-20567  
INVOICE DATE: 5-31-2021  
OWNER: 035904-1  
BILLING FOR: May 2021

REFERENCE/DESCRIPTION OF CHARGES		GROSS CHARGES	WORKING INTEREST	NET CHARGE
CONTRACT SUPERVISION	TURNCO ENTERPRISES LLC	337.50	0.006363620	2.15
CONTRACT SUPERVISION	TURNCO ENTERPRISES LLC	1,601.25	0.006363620	10.19
CONTRACT SUPERVISION	D&H TRUCKING	377.56	0.006363620	2.40
CONTRACT SUPERVISION	D&H TRUCKING	377.56	0.006363620	2.40
CONTRACT SUPERVISION	D&H TRUCKING	418.01	0.006363620	2.66
CONTRACT SUPERVISION	D&H TRUCKING	418.01	0.006363620	2.66
CONTRACT SUPERVISION	D&H TRUCKING	404.53	0.006363620	2.57
CONTRACT SUPERVISION	D&H TRUCKING	404.53	0.006363620	2.57
EMISSIONS CONTROL EQUIPMENT MAINTENANCE	JADE CONSTRUCTION LLC	139.07	0.006363620	0.88
EMISSIONS CONTROL EQUIPMENT MAINTENANCE	VAPROX LLC	137.34	0.006363620	0.87
GATHERING/TREATING/DEHYDRATION	GAS WELL SERVICES INC	77.51	0.006363620	0.49
GATHERING/TREATING/DEHYDRATION	GAS WELL SERVICES INC	110.73	0.006363620	0.70
GATHERING/TREATING/DEHYDRATION	GAS WELL SERVICES INC	77.51	0.006363620	0.49
GATHERING/TREATING/DEHYDRATION	GAS WELL SERVICES INC	94.12	0.006363620	0.60
LEASE & FACILITY	MEWBOURNE OIL COMPANY	187.50	0.006363620	1.19
LEASE & FACILITY	MEWBOURNE OIL COMPANY	375.00	0.006363620	2.39
LEASE & FACILITY MAINTENANCE	KEYSTONE PUMP & SUPPLY LI	147.56	0.006363620	0.94
LEASE & FACILITY MAINTENANCE	STANDARD OIL FIELD SUPPLY	29.16	0.006363620	0.19
LEASE & FACILITY MAINTENANCE	STANDARD OIL FIELD SUPPLY	79.10	0.006363620	0.50
LEASE & FACILITY MAINTENANCE	JADE CONSTRUCTION LLC	27.81	0.006363620	0.18
LEASE & FACILITY MAINTENANCE	JADE CONSTRUCTION LLC	55.62	0.006363620	0.35
LEASE & FACILITY MAINTENANCE	MPS ENTERPRISES INC	246.15	0.006363620	1.57
LEASE & FACILITY MAINTENANCE	MPS ENTERPRISES INC	140.00	0.006363620	0.89
LEASE & FACILITY MAINTENANCE	TURNCO ENTERPRISES LLC	100.00	0.006363620	0.64
LEASE & FACILITY MAINTENANCE	TURNCO ENTERPRISES LLC	75.00	0.006363620	0.48
OVERHEAD-FIXED RATE	MEWBOURNE OIL COMPANY	807.20	0.006363620	5.14
PUMPING	MEWBOURNE OIL COMPANY	900.00	0.006363620	5.73
PUMPING	MEWBOURNE OIL COMPANY	900.00	0.006363620	5.73
RENTAL SERVICES	KODIAK GAS SERVICES LLC	3,715.82	0.006363620	23.65
SALT WATER DISPOSAL	MEWBOURNE OIL COMPANY	65,799.10	0.006363620	418.72
Total Lease Operating Expense Cost		104,878.40		667.39
72186000-30 SUBTOTAL		104,878.40		667.39
PROPERTY 72186000 TOTAL		92,231.24		586.91
72186000PREPAYMENTS				-586.91
PROPERTY: 72310000 72310000-20 IBEX 15/10 B1PA FED COM 2H				
<u>Intangible Well Cost</u>				
COMPANY SUPERVISION	MEWBOURNE OIL COMPANY	1,200.00	0.000539020	0.65
EQUIPMENT RENTAL	L & R WELL SERVICE INC	794.69	0.000539020	0.43
EQUIPMENT RENTAL	WEATHERFORD US LP	571.99	0.000539020	0.31
TRANSPORTATION	TOTAL OPERATIONS & PRODU	1,513.82	0.000539020	0.82
Total Intangible Well Cost Cost		4,080.50		2.21

## MEWBOURNE OIL COMPANY

SIANA OIL & GAS CO, LLC  
TOM M RAGSDALE  
P O BOX 2246  
CONROE, TX 77305

INVOICE NO.: 202105-20567  
INVOICE DATE: 5-31-2021  
OWNER: 035904-1  
BILLING FOR: May 2021

REFERENCE/DESCRIPTION OF CHARGES		GROSS CHARGES	WORKING INTEREST	NET CHARGE
<u>Tangible Well Cost</u>				
SUBSURFACE EQUIP. & ARTIFICIAL LIFT SYSTEMS	HUDSON PACKER COMPANY I	7,028.69	0.000539020	3.79
SUBSURFACE EQUIP. & ARTIFICIAL LIFT SYSTEMS	FLOWCO PRODUCTION SOLUT	7,822.37	0.000539020	4.22
TUBING	MEWBOURNE OIL COMPANY	-1,279.10	0.000539020	-0.69
TUBING	ENERGY TUBULARS INC	57,423.51	0.000539020	30.95
Total Tangible Well Cost Cost		70,995.47		38.27
<u>Equipment Beyond Wellhead</u>				
AUTOMATION METERING EQUIPMENT	MEWBOURNE OIL COMPANY	2,364.12	0.000539020	1.27
ELECTRICAL INSTALLATIONS	INGRAM PROFESSIONAL SERV	12,766.49	0.000539020	6.88
ELECTRICAL INSTALLATIONS	INGRAM PROFESSIONAL SERV	24,301.37	0.000539020	13.10
FITTINGS / VALVES & ACCESSORIES	GARNER PUMP & SUPPLY INC	889.53	0.000539020	0.48
FITTINGS / VALVES & ACCESSORIES	KEYSTONE PUMP & SUPPLY LI	5,569.24	0.000539020	3.00
LINE PIPE & VALVES - GATHERING	MEWBOURNE OIL COMPANY	4,674.32	0.000539020	2.52
LINE PIPE & VALVES - GATHERING	MEWBOURNE OIL COMPANY	687.38	0.000539020	0.37
PRODUCTION EQUIP INSTALLATION	TRINITY OILFIELD SERVICES &	211.00	0.000539020	0.11
PRODUCTION EQUIP INSTALLATION	TRINITY OILFIELD SERVICES &	685.75	0.000539020	0.37
PRODUCTION EQUIP INSTALLATION	TRINITY OILFIELD SERVICES &	886.20	0.000539020	0.48
PRODUCTION EQUIP INSTALLATION	TRINITY OILFIELD SERVICES &	379.80	0.000539020	0.20
PRODUCTION EQUIP INSTALLATION	TRINITY OILFIELD SERVICES &	158.25	0.000539020	0.09
PRODUCTION EQUIP INSTALLATION	TRINITY OILFIELD SERVICES &	253.20	0.000539020	0.14
Total Equipment Beyond Wellhead Cost		53,826.65		29.01
<b>72310000-20 SUBTOTAL</b>		<b>128,902.62</b>	<b>69.49</b>	
<b>PROPERTY: 72310000 72310000-30 IBEX 15/10 B1PA FED COM 2H</b>				
<u>Lease Operating Expense</u>				
AUTOMATION MAINTENANCE	TANKLOGIX LLC	875.32	0.000539020	0.47
AUTOMATION MAINTENANCE	TANKLOGIX LLC	243.25	0.000539020	0.13
AUTOMATION MAINTENANCE	THE REYNOLDS COMPANY	173.65	0.000539020	0.09
CHEMICALS-WATER TREATING	EPDI	3,071.54	0.000539020	1.66
CHEMICALS-WATER TREATING	EPDI	990.09	0.000539020	0.53
CHEMICALS-WATER TREATING	EPDI	1,237.62	0.000539020	0.67
COMPANY SUPERVISION	MEWBOURNE OIL COMPANY	1,200.00	0.000539020	0.65
COMPANY SUPERVISION	MEWBOURNE OIL COMPANY	1,200.00	0.000539020	0.65
COMPANY SUPERVISION	MEWBOURNE OIL COMPANY	1,200.00	0.000539020	0.65
COMPANY SUPERVISION	MEWBOURNE OIL COMPANY	1,500.00	0.000539020	0.81
COMPANY SUPERVISION	MEWBOURNE OIL COMPANY	1,800.00	0.000539020	0.97
CONTRACT SUPERVISION	SUNDOWN ENVIRO LLC	14,490.00	0.000539020	7.81
CONTRACT SUPERVISION	GSM OILFIELD SERVICES INC	1,702.75	0.000539020	0.92
EMISSIONS CONTROL EQUIPMENT MAINTENANCE	AUTOMATED WELLHEAD COM	674.12	0.000539020	0.36
EMISSIONS CONTROL EQUIPMENT MAINTENANCE	AUTOMATED WELLHEAD COM	116.05	0.000539020	0.06
FUEL/ POWER / ELECTRICAL	XCEL ENERGY	3,084.05	0.000539020	1.66
FUEL/ POWER / ELECTRICAL	PILOT THOMAS LOGISTICS LL	350.78	0.000539020	0.19

## MEWBOURNE OIL COMPANY

SIANA OIL & GAS CO, LLC  
TOM M RAGSDALE  
P O BOX 2246  
CONROE, TX 77305

INVOICE NO.: 202105-20567  
INVOICE DATE: 5-31-2021  
OWNER: 035904-1  
BILLING FOR: May 2021

REFERENCE/DESCRIPTION OF CHARGES		GROSS CHARGES	WORKING INTEREST	NET CHARGE
FUEL/ POWER / ELECTRICAL	PILOT THOMAS LOGISTICS LLC	310.40	0.000539020	0.17
FUEL/ POWER / ELECTRICAL	PILOT THOMAS LOGISTICS LLC	470.98	0.000539020	0.25
GATHERING/TREATING/DEHYDRATION	LEGACY SAFETY AND CONSULTING	125.29	0.000539020	0.07
LEASE & FACILITY	MEWBOURNE OIL COMPANY	750.00	0.000539020	0.40
LEASE & FACILITY	MEWBOURNE OIL COMPANY	750.00	0.000539020	0.40
LEASE & FACILITY	MEWBOURNE OIL COMPANY	562.50	0.000539020	0.30
LEASE & FACILITY MAINTENANCE	GARNER PUMP & SUPPLY INC	212.07	0.000539020	0.12
LEASE & FACILITY MAINTENANCE	GARNER PUMP & SUPPLY INC	212.07	0.000539020	0.12
LEASE & FACILITY MAINTENANCE	HR COMPRESSION & SERVICES	989.05	0.000539020	0.53
LEASE & FACILITY MAINTENANCE	PRESSURE SERVICES	157.36	0.000539020	0.08
LEASE & FACILITY MAINTENANCE	TURNCO ENTERPRISES LLC	150.00	0.000539020	0.08
LEASE & FACILITY MAINTENANCE	INGRAM PROFESSIONAL SERVICES	541.68	0.000539020	0.29
LEASE & FACILITY MAINTENANCE	TRINITY OILFIELD SERVICES & EQUIPMENT	295.40	0.000539020	0.16
LEASE & FACILITY MAINTENANCE	TRINITY OILFIELD SERVICES & EQUIPMENT	443.10	0.000539020	0.24
MISCELLANEOUS EQUIPMENT RENTAL	MEWBOURNE OIL COMPANY	235.20	0.000539020	0.13
MISCELLANEOUS EQUIPMENT RENTAL	SUNDOWN ENVIRO LLC	2,487.75	0.000539020	1.34
OVERHEAD-FIXED RATE	MEWBOURNE OIL COMPANY	889.09	0.000539020	0.48
PRIME MOVER / PUMP MAINTENANCE	HR COMPRESSION & SERVICES	92.44	0.000539020	0.05
PUMPING	MEWBOURNE OIL COMPANY	900.00	0.000539020	0.49
PUMPING	MEWBOURNE OIL COMPANY	900.00	0.000539020	0.49
RENTAL SERVICES	PRESTIGE EQUIPMENT RENTAL	316.81	0.000539020	0.17
RENTAL SERVICES	TOTAL OPERATIONS & PRODUCTION	4,874.08	0.000539020	2.63
SALT WATER DISPOSAL	NGL WATER SOLUTIONS PERMITS	42,213.86	0.000539020	22.75
SALT WATER DISPOSAL	LIMESTONE BASIN PROPERTIES	1,461.40	0.000539020	0.79
SALT WATER DISPOSAL	NORTHERN DELAWARE BASIN	1,213.25	0.000539020	0.65
SITE RESTORATION & EXCAVATION	BLADE SERVICES LLC	1,502.90	0.000539020	0.81
WELL SERVICE & REPAIR	STONE OILFIELD SERVICE INC	1,486.49	0.000539020	0.80
Total Lease Operating Expense Cost		98,452.39		53.07
72310000-30 SUBTOTAL		98,452.39		53.07
PROPERTY 72310000 TOTAL		227,355.01		122.56
PROPERTY: 72580000 72580000-30 OXY BYPASS 16 STATE 1				
<u>Lease Operating Expense</u>				
COMPANY SUPERVISION	MEWBOURNE OIL COMPANY	60.96	0.126000000	7.68
Total Lease Operating Expense Cost		60.96		7.68
72580000-30 SUBTOTAL		60.96		7.68
PROPERTY 72580000 TOTAL		60.96		7.68

## MEWBOURNE OIL COMPANY

MEWBOURNE OIL COMPANY  
P O BOX 7698  
TYLER, TX 75711-7698

SIANA OIL & GAS CO, LLC  
TOM M RAGSDALE  
P O BOX 2246  
CONROE, TX 77305

INVOICE NO.: 202106-22975  
INVOICE DATE: 6-30-2021  
OWNER: 035904-1  
BILLING FOR: June 2021

## BALANCE FORWARD

50,785.72

CURRENT PERIOD ADJUSTMENT					AMOUNT
NETTING FROM REVENUE					
INVOICE #: 202105-20567 INVOICE DATE: 06/11/2021					-50,785.72
TOTAL CURRENT PERIOD ADJUSTMENT					-50,785.72
CURRENT CHARGES					GROSS INTEREST NET
62390000 - PRONGHORN 15 B3BO FED COM 1H TIER : 20					4.263.66 0.0683747500 291.53
62390000 - PRONGHORN 15 B3BO FED COM 1H TIER : 30					27.254.91 0.0683747500 1.863.55
62391000 - PRONGHORN 15 B3CN FED COM 1H TIER : 20					667.99 0.0683747500 45.67
62391000 - PRONGHORN 15 B3CN FED COM 1H TIER : 30					21.476.76 0.0683747500 1.468.46
62392000 - PRONGHORN 15 B3DM FED COM 1H TIER : 20					667.99 0.0683747500 45.67
62392000 - PRONGHORN 15 B3DM FED COM 1H TIER : 30					23.063.40 0.0683747500 1.576.95
62774000 - IBEX 10 B3MD FED COM 1H TIER : 20					17.805.28 0.0527536400 939.29
62774000 - IBEX 10 B3MD FED COM 1H TIER : 30					12.281.20 0.0527536400 647.90
62775000 - IBEX 10 B3NC FED COM 1H TIER : 20					1.124.93 0.0527536400 59.35
62775000 - IBEX 10 B3NC FED COM 1H TIER : 30					13.939.58 0.0527536400 735.36
62776000 - IBEX 10 B3OB FED COM 1H TIER : 20					2.566.26 0.0322507100 82.76
62776000 - IBEX 10 B3OB FED COM 1H TIER : 30					18.069.60 0.0322507100 582.75
62906000 - GAZELLE 22 B2MD FED COM 2H TIER : 20					1.511.41 0.1969919400 297.73
62906000 - GAZELLE 22 B2MD FED COM 2H TIER : 30					13.482.06 0.1969919400 2.655.84
62915000 - CREEDENCE 21/16 W0ED ST COM 2H TIER : 20					12.301.32 0.0063636200 78.28
62915000 - CREEDENCE 21/16 W0ED ST COM 2H TIER : 30					9.809.22 0.0063636200 62.42
62916000 - CREEDENCE 21/16 W1ED ST COM 1H TIER : 20					31.353.43 0.0063636200 199.52
62916000 - CREEDENCE 21/16 W1ED ST COM 1H TIER : 30					21.439.88 0.0063636200 136.44
62948000 - INLAND 26/23 B2PI STATE COM 1H TIER : 10					30.752.25 0.1000000000 3.075.23
62948000 - INLAND 26/23 B2PI STATE COM 1H TIER : 20					-268.268.67 0.1000000000 -26.826.87
62948000 - INLAND 26/23 B2PI STATE COM 1H TIER : 30					-33.640.93 0.1000000000 -3.364.07
62958000 - GAZELLE 22 B3MD FED COM 1H TIER : 20					1.335.59 0.1969919400 263.09
62958000 - GAZELLE 22 B3MD FED COM 1H TIER : 30					27.910.30 0.1969919400 5.498.10
72076000 - INLAND 26/23 B2OJ STATE COM 1H TIER : 20					125.688.05 0.1000000000 12.568.81
72076000 - INLAND 26/23 B2OJ STATE COM 1H TIER : 30					70.597.97 0.1000000000 7.059.82
72185000 - CREEDENCE 21/16 W0FC ST COM 4H TIER : 10					1.775.00 0.0063636200 11.30
72185000 - CREEDENCE 21/16 W0FC ST COM 4H TIER : 30					112.037.04 0.0063636200 712.97
72186000 - CREEDENCE 21/16 W1FC ST COM 3H TIER : 10					1.775.00 0.0063636200 11.30
72186000 - CREEDENCE 21/16 W1FC ST COM 3H TIER : 30					100.199.89 0.0063636200 637.63
72310000 - IBEX 15/10 B1PA FED COM 2H TIER : 20					-3.800.96 0.0005390200 -2.05
72310000 - IBEX 15/10 B1PA FED COM 2H TIER : 30					126.365.98 0.0005390200 68.12
72580000 - OXY BYPASS 16 STATE 1 TIER : 30					59.36 0.1260000000 7.48
TOTAL CURRENT CHARGES					525,864.75 11,490.33
APPLIED ADVANCES					
62948000 - INLAND 26/23 B2PI STATE COM 1H					-8,111.71
72076000 - INLAND 26/23 B2OJ STATE COM 1H					-19,628.63
72185000 - CREEDENCE 21/16 W0FC ST COM 4H					-724.27
72186000 - CREEDENCE 21/16 W1FC ST COM 3H					-648.93
APPLIED ADVANCES TOTAL					-29,113.54



## MEWBOURNE OIL COMPANY

SIANA OIL & GAS CO, LLC  
TOM M RAGSDALE  
P O BOX 2246  
CONROE, TX 77305

**INVOICE NO.:** 202106-22975  
**INVOICE DATE:** 6-30-2021  
**OWNER:** 035904-1  
**BILLING FOR:** June 2021

**INVOICE TOTAL**

**-17,623.21**

**OUTSTANDING BALANCE**

**(17,623.21)**

PLEASE INDICATE INVOICE# 202106-22975  
AND ACCOUNT# 035904-1  
ON REMITTANCE  
PAYMENT DUE 15 DAYS AFTER RECEIPT OF INVOICE PAYABLE IN US DOLLARS

FOR INQUIRIES, PLEASE CONTACT (903) 561-2900

Netted Owner

## MEWBOURNE OIL COMPANY

Page 3

SIANA OIL & GAS CO, LLC  
TOM M RAGSDALE  
P O BOX 2246  
CONROE, TX 77305

INVOICE NO.: 202106-22975  
INVOICE DATE: 6-30-2021  
OWNER: 035904-1  
BILLING FOR: June 2021

REFERENCE/DESCRIPTION OF CHARGES	GROSS CHARGES	WORKING INTEREST	NET CHARGE
<b>PROPERTY: 62390000 62390000-20 PRONGHORN 15 B3BO FED COM 1H</b>			
<u>Tangible Well Cost</u>			
TUBING HEAD & UPPER SECTION MEWBOURNE OIL COMPANY	16,575.00	0.068374750	1,133.31
TUBING HEAD & UPPER SECTION MEWBOURNE OIL COMPANY	-14,420.25	0.068374750	-985.98
Total Tangible Well Cost Cost	2,154.75		147.33
<u>Equipment Beyond Wellhead</u>			
ELECTRICAL INSTALLATIONS INGRAM PROFESSIONAL SERV	2,108.91	0.068374750	144.20
Total Equipment Beyond Wellhead Cost	2,108.91		144.20
<b>62390000-20 SUBTOTAL</b>	<b>4,263.66</b>	<b>291.53</b>	
<b>PROPERTY: 62390000 62390000-30 PRONGHORN 15 B3BO FED COM 1H</b>			
<u>Lease Operating Expense</u>			
AUTOMATION MAINTENANCE AMERICAN MILLENNIUM COR	25.70	0.068374750	1.76
AUTOMATION MAINTENANCE INGRAM PROFESSIONAL SERV	340.08	0.068374750	23.25
AUTOMATION MAINTENANCE TANKLOGIX LLC	4.66	0.068374750	0.32
CHEMICALS-WATER TREATING CRAIN HOT OIL SERVICE LLC	142.31	0.068374750	9.73
CHEMICALS-WATER TREATING EPDI	90.51	0.068374750	6.19
CHEMICALS-WATER TREATING EPDI	366.90	0.068374750	25.09
EMISSIONS CONTROL EQUIPMENT MAINTENANCE G&A FABRICATION LLC	304.72	0.068374750	20.83
FUEL/ POWER / ELECTRICAL XCEL ENERGY	2,647.08	0.068374750	180.99
FUEL/ POWER / ELECTRICAL PILOT THOMAS LOGISTICS LLC	60.53	0.068374750	4.14
FUEL/ POWER / ELECTRICAL PILOT THOMAS LOGISTICS LLC	82.79	0.068374750	5.66
FUEL/ POWER / ELECTRICAL PILOT THOMAS LOGISTICS LLC	103.69	0.068374750	7.09
FUEL/ POWER / ELECTRICAL PILOT THOMAS LOGISTICS LLC	101.78	0.068374750	6.96
FUEL/ POWER / ELECTRICAL PILOT THOMAS LOGISTICS LLC	112.76	0.068374750	7.71
FUEL/ POWER / ELECTRICAL PILOT THOMAS LOGISTICS LLC	161.62	0.068374750	11.05
LEASE & FACILITY MEWBOURNE OIL COMPANY	362.50	0.068374750	24.79
LEASE & FACILITY MAINTENANCE MEWBOURNE OIL COMPANY	118.95	0.068374750	8.13
LEASE & FACILITY MAINTENANCE MPS ENTERPRISES INC	177.95	0.068374750	12.17
LEASE & FACILITY MAINTENANCE MPS ENTERPRISES INC	52.32	0.068374750	3.58
LEASE & FACILITY MAINTENANCE TURNCO ENTERPRISES LLC	11.25	0.068374750	0.77
LEASE & FACILITY MAINTENANCE EP&S LLC	52.16	0.068374750	3.57
LEASE & FACILITY MAINTENANCE TNT SPECIALTIES DBA TNT OI	6.25	0.068374750	0.43
MISCELLANEOUS EQUIPMENT RENTAL MEWBOURNE OIL COMPANY	243.04	0.068374750	16.62
OVERHEAD-FIXED RATE MEWBOURNE OIL COMPANY	864.00	0.068374750	59.08
PRIME MOVER / PUMP MAINTENANCE HR COMPRESSION & SERVICE	94.22	0.068374750	6.44
PUMPING MEWBOURNE OIL COMPANY	900.00	0.068374750	61.54
PUMPING MEWBOURNE OIL COMPANY	450.00	0.068374750	30.77
RENTAL SERVICES PRESTIGE EQUIPMENT RENTA	306.66	0.068374750	20.97
RENTAL SERVICES PRESTIGE EQUIPMENT RENTA	316.85	0.068374750	21.66
RENTAL SERVICES TOTAL OPERATIONS & PRODU	4,768.12	0.068374750	326.02
SALT WATER DISPOSAL OWL SWD OPERATING LLC	4,301.61	0.068374750	294.12

## MEWBOURNE OIL COMPANY

Page 4

SIANA OIL & GAS CO, LLC  
TOM M RAGSDALE  
P O BOX 2246  
CONROE, TX 77305

INVOICE NO.: 202106-22975  
INVOICE DATE: 6-30-2021  
OWNER: 035904-1  
BILLING FOR: June 2021

REFERENCE/DESCRIPTION OF CHARGES		GROSS CHARGES	WORKING INTEREST	NET CHARGE
SALT WATER DISPOSAL	OWL SWD OPERATING LLC	4,082.28	0.068374750	279.12
SALT WATER DISPOSAL	OWL SWD OPERATING LLC	2,260.23	0.068374750	154.54
SALT WATER DISPOSAL	NGL WATER SOLUTIONS PERM	3,200.31	0.068374750	218.82
SALT WATER DISPOSAL	LIMESTONE BASIN PROPERTIE	141.08	0.068374750	9.64
Total Lease Operating Expense Cost		27,254.91		1,863.55
<b>62390000-30 SUBTOTAL</b>		<b>27,254.91</b>	<b>1,863.55</b>	
<b>PROPERTY 62390000 TOTAL</b>		<b>31,518.57</b>	<b>2,155.08</b>	
<b>PROPERTY: 62391000 62391000-20 PRONGHORN 15 B3CN FED COM 1H</b>				
<u>Equipment Beyond Wellhead</u>				
ELECTRICAL INSTALLATIONS	INGRAM PROFESSIONAL SERV	667.99	0.068374750	45.67
Total Equipment Beyond Wellhead Cost		667.99		45.67
<b>62391000-20 SUBTOTAL</b>		<b>667.99</b>	<b>45.67</b>	
<b>PROPERTY: 62391000 62391000-30 PRONGHORN 15 B3CN FED COM 1H</b>				
<u>Lease Operating Expense</u>				
AUTOMATION MAINTENANCE	INGRAM PROFESSIONAL SERV	339.96	0.068374750	23.25
AUTOMATION MAINTENANCE	TANKLOGIX LLC	4.66	0.068374750	0.32
CHEMICALS-WATER TREATING	CRAIN HOT OIL SERVICE LLC	142.33	0.068374750	9.73
CHEMICALS-WATER TREATING	CATALYST OILFIELD SERVICE	448.38	0.068374750	30.66
CHEMICALS-WATER TREATING	EPDI	21.38	0.068374750	1.46
CHEMICALS-WATER TREATING	EPDI	86.67	0.068374750	5.93
EMISSIONS CONTROL EQUIPMENT MAINTENANCE	G&A FABRICATION LLC	152.36	0.068374750	10.42
FUEL/ POWER / ELECTRICAL	XCEL ENERGY	179.76	0.068374750	12.29
FUEL/ POWER / ELECTRICAL	PILOT THOMAS LOGISTICS LL	19.17	0.068374750	1.31
FUEL/ POWER / ELECTRICAL	PILOT THOMAS LOGISTICS LL	82.77	0.068374750	5.66
FUEL/ POWER / ELECTRICAL	PILOT THOMAS LOGISTICS LL	103.69	0.068374750	7.09
FUEL/ POWER / ELECTRICAL	PILOT THOMAS LOGISTICS LL	32.23	0.068374750	2.20
FUEL/ POWER / ELECTRICAL	PILOT THOMAS LOGISTICS LL	35.70	0.068374750	2.44
FUEL/ POWER / ELECTRICAL	PILOT THOMAS LOGISTICS LL	161.62	0.068374750	11.05
LEASE & FACILITY MAINTENANCE	MEWBOURNE OIL COMPANY	118.95	0.068374750	8.13
LEASE & FACILITY MAINTENANCE	MPS ENTERPRISES INC	58.11	0.068374750	3.97
LEASE & FACILITY MAINTENANCE	MPS ENTERPRISES INC	17.08	0.068374750	1.17
LEASE & FACILITY MAINTENANCE	BLADE SERVICES LLC	1,988.67	0.068374750	135.98
LEASE & FACILITY MAINTENANCE	TURNCO ENTERPRISES LLC	190.00	0.068374750	12.99
LEASE & FACILITY MAINTENANCE	TURNCO ENTERPRISES LLC	11.25	0.068374750	0.77
LEASE & FACILITY MAINTENANCE	TURNCO ENTERPRISES LLC	210.00	0.068374750	14.36
LEASE & FACILITY MAINTENANCE	LIMESTONE BASIN PROPERTIE	411.45	0.068374750	28.13
LEASE & FACILITY MAINTENANCE	TNT SPECIALTIES DBA TNT OI	6.25	0.068374750	0.43
MISCELLANEOUS EQUIPMENT RENTAL	MEWBOURNE OIL COMPANY	243.04	0.068374750	16.62
OVERHEAD-FIXED RATE	MEWBOURNE OIL COMPANY	864.00	0.068374750	59.08
PRIME MOVER / PUMP MAINTENANCE	HR COMPRESSION & SERVICE	1,270.79	0.068374750	86.89

## MEWBOURNE OIL COMPANY

Page 5

SIANA OIL & GAS CO, LLC  
TOM M RAGSDALE  
P O BOX 2246  
CONROE, TX 77305

INVOICE NO.: 202106-22975  
INVOICE DATE: 6-30-2021  
OWNER: 035904-1  
BILLING FOR: June 2021

REFERENCE/DESCRIPTION OF CHARGES		GROSS CHARGES	WORKING INTEREST	NET CHARGE
PRIME MOVER / PUMP MAINTENANCE	HR COMPRESSION & SERVICES	29.83	0.068374750	2.04
PUMPING	MEWBOURNE OIL COMPANY	900.00	0.068374750	61.54
PUMPING	MEWBOURNE OIL COMPANY	225.00	0.068374750	15.38
RENTAL SERVICES	PRESTIGE EQUIPMENT RENTA	306.64	0.068374750	20.96
RENTAL SERVICES	PRESTIGE EQUIPMENT RENTA	316.84	0.068374750	21.66
RENTAL SERVICES	KODIAK GAS SERVICES LLC	6,012.51	0.068374750	411.10
SALT WATER DISPOSAL	OWL SWD OPERATING LLC	1,797.21	0.068374750	122.88
SALT WATER DISPOSAL	OWL SWD OPERATING LLC	1,570.65	0.068374750	107.39
SALT WATER DISPOSAL	OWL SWD OPERATING LLC	1,747.98	0.068374750	119.52
SALT WATER DISPOSAL	NGL WATER SOLUTIONS PERM	1,260.73	0.068374750	86.20
SALT WATER DISPOSAL	LIMESTONE BASIN PROPERTIE	109.10	0.068374750	7.46
Total Lease Operating Expense Cost		21,476.76		1,468.46
<b>62391000-30 SUBTOTAL</b>		<b>21,476.76</b>		<b>1,468.46</b>
<b>PROPERTY 62391000 TOTAL</b>		<b>22,144.75</b>		<b>1,514.13</b>
<b>PROPERTY: 62392000 62392000-20 PRONGHORN 15 B3DM FED COM 1H</b>				
<u>Equipment Beyond Wellhead</u>				
ELECTRICAL INSTALLATIONS	INGRAM PROFESSIONAL SERV	667.99	0.068374750	45.67
Total Equipment Beyond Wellhead Cost		667.99		45.67
<b>62392000-20 SUBTOTAL</b>		<b>667.99</b>		<b>45.67</b>
<b>PROPERTY: 62392000 62392000-30 PRONGHORN 15 B3DM FED COM 1H</b>				
<u>Lease Operating Expense</u>				
AUTOMATION MAINTENANCE	INGRAM PROFESSIONAL SERV	340.07	0.068374750	23.25
AUTOMATION MAINTENANCE	TANKLOGIX LLC	4.66	0.068374750	0.32
CHEMICALS-WATER TREATING	CRAIN HOT OIL SERVICE LLC	142.31	0.068374750	9.73
CHEMICALS-WATER TREATING	EPDI	22.09	0.068374750	1.51
CHEMICALS-WATER TREATING	EPDI	89.56	0.068374750	6.12
EMISSIONS CONTROL EQUIPMENT MAINTENANCE	G&A FABRICATION LLC	152.36	0.068374750	10.42
FUEL/ POWER / ELECTRICAL	XCEL ENERGY	2,545.02	0.068374750	174.02
FUEL/ POWER / ELECTRICAL	PILOT THOMAS LOGISTICS LL	19.17	0.068374750	1.31
FUEL/ POWER / ELECTRICAL	PILOT THOMAS LOGISTICS LL	82.79	0.068374750	5.66
FUEL/ POWER / ELECTRICAL	PILOT THOMAS LOGISTICS LL	103.69	0.068374750	7.09
FUEL/ POWER / ELECTRICAL	PILOT THOMAS LOGISTICS LL	32.23	0.068374750	2.20
FUEL/ POWER / ELECTRICAL	PILOT THOMAS LOGISTICS LL	35.70	0.068374750	2.44
FUEL/ POWER / ELECTRICAL	PILOT THOMAS LOGISTICS LL	161.62	0.068374750	11.05
LEASE & FACILITY	MEWBOURNE OIL COMPANY	362.50	0.068374750	24.79
LEASE & FACILITY MAINTENANCE	MEWBOURNE OIL COMPANY	118.95	0.068374750	8.13
LEASE & FACILITY MAINTENANCE	MPS ENTERPRISES INC	54.47	0.068374750	3.72
LEASE & FACILITY MAINTENANCE	MPS ENTERPRISES INC	16.01	0.068374750	1.09
LEASE & FACILITY MAINTENANCE	BLADE SERVICES LLC	1,988.69	0.068374750	135.98
LEASE & FACILITY MAINTENANCE	TURNCO ENTERPRISES LLC	190.00	0.068374750	12.99

## MEWBOURNE OIL COMPANY

Page 6

SIANA OIL & GAS CO, LLC  
TOM M RAGSDALE  
P O BOX 2246  
CONROE, TX 77305

INVOICE NO.: 202106-22975  
INVOICE DATE: 6-30-2021  
OWNER: 035904-1  
BILLING FOR: June 2021

REFERENCE/DESCRIPTION OF CHARGES		GROSS CHARGES	WORKING INTEREST	NET CHARGE
LEASE & FACILITY MAINTENANCE	TURNCO ENTERPRISES LLC	11.25	0.068374750	0.77
LEASE & FACILITY MAINTENANCE	TURNCO ENTERPRISES LLC	210.00	0.068374750	14.36
LEASE & FACILITY MAINTENANCE	LIMESTONE BASIN PROPERTIE	411.45	0.068374750	28.13
LEASE & FACILITY MAINTENANCE	TNT SPECIALTIES DBA TNT OI	6.25	0.068374750	0.43
MISCELLANEOUS EQUIPMENT RENTAL	MEWBOURNE OIL COMPANY	243.04	0.068374750	16.62
OVERHEAD-FIXED RATE	MEWBOURNE OIL COMPANY	864.03	0.068374750	59.08
PRIME MOVER / PUMP MAINTENANCE	HR COMPRESSION & SERVICE	1,270.80	0.068374750	86.89
PRIME MOVER / PUMP MAINTENANCE	HR COMPRESSION & SERVICE	29.83	0.068374750	2.04
PUMPING	MEWBOURNE OIL COMPANY	900.00	0.068374750	61.54
PUMPING	MEWBOURNE OIL COMPANY	225.00	0.068374750	15.38
RENTAL SERVICES	PRESTIGE EQUIPMENT RENTA	306.65	0.068374750	20.97
RENTAL SERVICES	PRESTIGE EQUIPMENT RENTA	316.85	0.068374750	21.66
RENTAL SERVICES	TOTAL OPERATIONS & PRODU	4,768.12	0.068374750	326.02
SALT WATER DISPOSAL	OWL SWD OPERATING LLC	1,664.28	0.068374750	113.79
SALT WATER DISPOSAL	OWL SWD OPERATING LLC	2,246.83	0.068374750	153.63
SALT WATER DISPOSAL	OWL SWD OPERATING LLC	1,300.34	0.068374750	88.91
SALT WATER DISPOSAL	NGL WATER SOLUTIONS PERM	1,745.62	0.068374750	119.36
SALT WATER DISPOSAL	LIMESTONE BASIN PROPERTIE	81.17	0.068374750	5.55
Total Lease Operating Expense Cost		23,063.40		1,576.95
<b>62392000-30 SUBTOTAL</b>		<b>23,063.40</b>	<b>1,576.95</b>	
<b>PROPERTY 62392000 TOTAL</b>		<b>23,731.39</b>	<b>1,622.62</b>	
<b>PROPERTY: 62774000 62774000-20 IBEX 10 B3MD FED COM 1H</b>				
<u>Tangible Well Cost</u>				
TUBING HEAD & UPPER SECTION	MEWBOURNE OIL COMPANY	16,575.00	0.052753640	874.39
Total Tangible Well Cost Cost		16,575.00		874.39
<u>Equipment Beyond Wellhead</u>				
ELECTRICAL INSTALLATIONS	INGRAM PROFESSIONAL SERV	1,230.28	0.052753640	64.90
Total Equipment Beyond Wellhead Cost		1,230.28		64.90
<b>62774000-20 SUBTOTAL</b>		<b>17,805.28</b>	<b>939.29</b>	
<b>PROPERTY: 62774000 62774000-30 IBEX 10 B3MD FED COM 1H</b>				
<u>Lease Operating Expense</u>				
AUTOMATION MAINTENANCE	AMERICAN MILLENNIUM COR	-26.01	0.052753640	-1.37
AUTOMATION MAINTENANCE	TANKLOGIX LLC	-30.96	0.052753640	-1.64
AUTOMATION MAINTENANCE	THE REYNOLDS COMPANY	-173.65	0.052753640	-9.16
CHEMICALS-WATER TREATING	CATALYST OILFIELD SERVICE	-448.38	0.052753640	-23.65
EMISSIONS CONTROL EQUIPMENT MAINTENANCE	G&A FABRICATION LLC	-152.36	0.052753640	-8.04
FUEL/ POWER / ELECTRICAL	XCEL ENERGY	-230.07	0.052753640	-12.14
FUEL/ POWER / ELECTRICAL	PILOT THOMAS LOGISTICS LL	-44.64	0.052753640	-2.35
FUEL/ POWER / ELECTRICAL	PILOT THOMAS LOGISTICS LL	-39.50	0.052753640	-2.08
FUEL/ POWER / ELECTRICAL	PILOT THOMAS LOGISTICS LL	-59.94	0.052753640	-3.16



## MEWBOURNE OIL COMPANY

Page 7

SIANA OIL & GAS CO, LLC  
TOM M RAGSDALE  
P O BOX 2246  
CONROE, TX 77305

INVOICE NO.: 202106-22975  
INVOICE DATE: 6-30-2021  
OWNER: 035904-1  
BILLING FOR: June 2021

REFERENCE/DESCRIPTION OF CHARGES		GROSS CHARGES	WORKING INTEREST	NET CHARGE
LEASE & FACILITY	MEWBOURNE OIL COMPANY	-375.00	0.052753640	-19.78
LEASE & FACILITY MAINTENANCE	PRESSURE SERVICES	-14.30	0.052753640	-0.75
LEASE & FACILITY MAINTENANCE	INGRAM PROFESSIONAL SERV	-481.34	0.052753640	-25.39
LEASE & FACILITY MAINTENANCE	INGRAM PROFESSIONAL SERV	-199.25	0.052753640	-10.51
MISCELLANEOUS EQUIPMENT RENTAL	MEWBOURNE OIL COMPANY	-235.20	0.052753640	-12.41
OVERHEAD-FIXED RATE	MEWBOURNE OIL COMPANY	-889.09	0.052753640	-46.90
PRIME MOVER / PUMP MAINTENANCE	HR COMPRESSION & SERVICES	-92.42	0.052753640	-4.87
PUMPING	MEWBOURNE OIL COMPANY	-900.00	0.052753640	-47.48
PUMPING	MEWBOURNE OIL COMPANY	-450.00	0.052753640	-23.74
RENTAL SERVICES	PRESTIGE EQUIPMENT RENTA	-316.83	0.052753640	-16.72
RENTAL SERVICES	SERVICE COMPRESSION LLC	-4,503.23	0.052753640	-237.56
SALT WATER DISPOSAL	NGL WATER SOLUTIONS PERM	-3,270.09	0.052753640	-172.51
SALT WATER DISPOSAL	LIMESTONE BASIN PROPERTIE	-170.59	0.052753640	-9.00
SITE RESTORATION & EXCAVATION	BLADE SERVICES LLC	-136.61	0.052753640	-7.21
Total Lease Operating Expense Cost		-13,239.46		-698.42

Lease Operating Expense

AUTOMATION MAINTENANCE	AMERICAN MILLENNIUM COR	36.38	0.052753640	1.92
AUTOMATION MAINTENANCE	INGRAM PROFESSIONAL SERV	339.96	0.052753640	17.93
AUTOMATION MAINTENANCE	TANKLOGIX LLC	4.66	0.052753640	0.25
CHEMICALS-WATER TREATING	CRAIN HOT OIL SERVICE LLC	142.34	0.052753640	7.51
CHEMICALS-WATER TREATING	EPDI	77.68	0.052753640	4.10
CHEMICALS-WATER TREATING	EPDI	314.90	0.052753640	16.61
EMISSIONS CONTROL EQUIPMENT MAINTENANCE	G&A FABRICATION LLC	152.36	0.052753640	8.04
FUEL/ POWER / ELECTRICAL	XCEL ENERGY	291.70	0.052753640	15.39
FUEL/ POWER / ELECTRICAL	PILOT THOMAS LOGISTICS LL	35.31	0.052753640	1.86
FUEL/ POWER / ELECTRICAL	PILOT THOMAS LOGISTICS LL	82.77	0.052753640	4.37
FUEL/ POWER / ELECTRICAL	PILOT THOMAS LOGISTICS LL	103.69	0.052753640	5.47
FUEL/ POWER / ELECTRICAL	PILOT THOMAS LOGISTICS LL	59.37	0.052753640	3.13
FUEL/ POWER / ELECTRICAL	PILOT THOMAS LOGISTICS LL	65.78	0.052753640	3.47
FUEL/ POWER / ELECTRICAL	PILOT THOMAS LOGISTICS LL	161.60	0.052753640	8.53
LEASE & FACILITY MAINTENANCE	MEWBOURNE OIL COMPANY	118.95	0.052753640	6.28
LEASE & FACILITY MAINTENANCE	MPS ENTERPRISES INC	105.32	0.052753640	5.56
LEASE & FACILITY MAINTENANCE	MPS ENTERPRISES INC	30.96	0.052753640	1.63
LEASE & FACILITY MAINTENANCE	BLADE SERVICES LLC	5,116.74	0.052753640	269.93
LEASE & FACILITY MAINTENANCE	TURNCO ENTERPRISES LLC	11.25	0.052753640	0.59
LEASE & FACILITY MAINTENANCE	LIMESTONE BASIN PROPERTIE	411.45	0.052753640	21.70
LEASE & FACILITY MAINTENANCE	TNT SPECIALTIES DBA TNT OI	6.25	0.052753640	0.33
MISCELLANEOUS EQUIPMENT RENTAL	MEWBOURNE OIL COMPANY	243.04	0.052753640	12.82
OVERHEAD-FIXED RATE	MEWBOURNE OIL COMPANY	889.09	0.052753640	46.90
PRIME MOVER / PUMP MAINTENANCE	HR COMPRESSION & SERVICES	54.96	0.052753640	2.90
PRIME MOVER / PUMP MAINTENANCE	HR COMPRESSION & SERVICES	725.11	0.052753640	38.25

## MEWBOURNE OIL COMPANY

Page 8

SIANA OIL & GAS CO, LLC  
TOM M RAGSDALE  
P O BOX 2246  
CONROE, TX 77305

INVOICE NO.: 202106-22975  
INVOICE DATE: 6-30-2021  
OWNER: 035904-1  
BILLING FOR: June 2021

REFERENCE/DESCRIPTION OF CHARGES		GROSS CHARGES	WORKING INTEREST	NET CHARGE
PUMPING	MEWBOURNE OIL COMPANY	900.00	0.052753640	47.48
PUMPING	MEWBOURNE OIL COMPANY	450.00	0.052753640	23.74
RENTAL SERVICES	PRESTIGE EQUIPMENT RENTA	306.64	0.052753640	16.18
RENTAL SERVICES	PRESTIGE EQUIPMENT RENTA	316.83	0.052753640	16.72
RENTAL SERVICES	SERVICE COMPRESSION LLC	4,503.23	0.052753640	237.56
SALT WATER DISPOSAL	OWL SWD OPERATING LLC	2,411.73	0.052753640	127.23
SALT WATER DISPOSAL	OWL SWD OPERATING LLC	2,794.55	0.052753640	147.42
SALT WATER DISPOSAL	OWL SWD OPERATING LLC	1,997.80	0.052753640	105.39
SALT WATER DISPOSAL	NGL WATER SOLUTIONS PERM	2,133.54	0.052753640	112.55
SALT WATER DISPOSAL	LIMESTONE BASIN PROPERTIE	124.72	0.052753640	6.58
Total Lease Operating Expense Cost		25,520.66		1,346.32
<b>62774000-30 SUBTOTAL</b>		<b>12,281.20</b>	<b>647.90</b>	
<b>PROPERTY 62774000 TOTAL</b>		<b>30,086.48</b>	<b>1,587.19</b>	
<b>PROPERTY: 62775000 62775000-20 IBEX 10 B3NC FED COM 1H</b>				
<u>Equipment Beyond Wellhead</u>				
ELECTRICAL INSTALLATIONS	INGRAM PROFESSIONAL SERV	1,124.93	0.052753640	59.35
Total Equipment Beyond Wellhead Cost		1,124.93		59.35
<b>62775000-20 SUBTOTAL</b>		<b>1,124.93</b>	<b>59.35</b>	
<b>PROPERTY: 62775000 62775000-30 IBEX 10 B3NC FED COM 1H</b>				
<u>Lease Operating Expense</u>				
AUTOMATION MAINTENANCE	AMERICAN MILLENNIUM COR	-26.01	0.052753640	-1.37
AUTOMATION MAINTENANCE	TANKLOGIX LLC	-28.30	0.052753640	-1.49
AUTOMATION MAINTENANCE	THE REYNOLDS COMPANY	-173.65	0.052753640	-9.16
CHEMICALS-WATER TREATING	CATALYST OILFIELD SERVICE	-448.38	0.052753640	-23.65
COMPANY SUPERVISION	MEWBOURNE OIL COMPANY	-600.00	0.052753640	-31.65
EMISSIONS CONTROL EQUIPMENT MAINTENANCE	G&A FABRICATION LLC	-152.36	0.052753640	-8.04
FUEL/ POWER / ELECTRICAL	XCEL ENERGY	-303.44	0.052753640	-16.01
FUEL/ POWER / ELECTRICAL	PILOT THOMAS LOGISTICS LL	-40.82	0.052753640	-2.15
FUEL/ POWER / ELECTRICAL	PILOT THOMAS LOGISTICS LL	-36.12	0.052753640	-1.90
FUEL/ POWER / ELECTRICAL	PILOT THOMAS LOGISTICS LL	-54.80	0.052753640	-2.89
LEASE & FACILITY	MEWBOURNE OIL COMPANY	-750.00	0.052753640	-39.57
LEASE & FACILITY MAINTENANCE	PRESSURE SERVICES	-7.15	0.052753640	-0.38
LEASE & FACILITY MAINTENANCE	INGRAM PROFESSIONAL SERV	-481.35	0.052753640	-25.39
LEASE & FACILITY MAINTENANCE	INGRAM PROFESSIONAL SERV	-199.28	0.052753640	-10.51
MISCELLANEOUS EQUIPMENT RENTAL	MEWBOURNE OIL COMPANY	-235.20	0.052753640	-12.41
OVERHEAD-FIXED RATE	MEWBOURNE OIL COMPANY	-889.09	0.052753640	-46.90
PRIME MOVER / PUMP MAINTENANCE	HR COMPRESSION & SERVICE	-92.42	0.052753640	-4.87
PUMPING	MEWBOURNE OIL COMPANY	-900.00	0.052753640	-47.48
PUMPING	MEWBOURNE OIL COMPANY	-450.00	0.052753640	-23.74
RENTAL SERVICES	PRESTIGE EQUIPMENT RENTA	-316.84	0.052753640	-16.72

## MEWBOURNE OIL COMPANY

Page 9

SIANA OIL & GAS CO, LLC  
TOM M RAGSDALE  
P O BOX 2246  
CONROE, TX 77305

INVOICE NO.: 202106-22975  
INVOICE DATE: 6-30-2021  
OWNER: 035904-1  
BILLING FOR: June 2021

REFERENCE/DESCRIPTION OF CHARGES		GROSS CHARGES	WORKING INTEREST	NET CHARGE
RENTAL SERVICES	SERVICE COMPRESSION LLC	-4,607.60	0.052753640	-243.07
SALT WATER DISPOSAL	NGL WATER SOLUTIONS PERM	-4,161.93	0.052753640	-219.56
SALT WATER DISPOSAL	LIMESTONE BASIN PROPERTIE	-205.43	0.052753640	-10.84
SITE RESTORATION & EXCAVATION	BLADE SERVICES LLC	-68.29	0.052753640	-3.60
Total Lease Operating Expense Cost		-15,228.46		-803.35

Lease Operating Expense

AUTOMATION MAINTENANCE	AMERICAN MILLENNIUM COR	36.38	0.052753640	1.92
AUTOMATION MAINTENANCE	INGRAM PROFESSIONAL SERV	339.96	0.052753640	17.93
AUTOMATION MAINTENANCE	TANKLOGIX LLC	4.66	0.052753640	0.25
CHEMICALS-WATER TREATING	CRAIN HOT OIL SERVICE LLC	142.33	0.052753640	7.51
CHEMICALS-WATER TREATING	EPDI	52.73	0.052753640	2.78
CHEMICALS-WATER TREATING	EPDI	213.78	0.052753640	11.28
COMPANY SUPERVISION	MEWBOURNE OIL COMPANY	1,200.00	0.052753640	63.31
EMISSIONS CONTROL EQUIPMENT MAINTENANCE	G&A FABRICATION LLC	152.36	0.052753640	8.04
FUEL/ POWER / ELECTRICAL	XCEL ENERGY	367.16	0.052753640	19.37
FUEL/ POWER / ELECTRICAL	PILOT THOMAS LOGISTICS LL	32.27	0.052753640	1.70
FUEL/ POWER / ELECTRICAL	PILOT THOMAS LOGISTICS LL	82.77	0.052753640	4.36
FUEL/ POWER / ELECTRICAL	PILOT THOMAS LOGISTICS LL	103.69	0.052753640	5.47
FUEL/ POWER / ELECTRICAL	PILOT THOMAS LOGISTICS LL	54.29	0.052753640	2.86
FUEL/ POWER / ELECTRICAL	PILOT THOMAS LOGISTICS LL	60.13	0.052753640	3.17
FUEL/ POWER / ELECTRICAL	PILOT THOMAS LOGISTICS LL	161.62	0.052753640	8.53
LEASE & FACILITY	MEWBOURNE OIL COMPANY	725.00	0.052753640	38.25
LEASE & FACILITY MAINTENANCE	MEWBOURNE OIL COMPANY	118.95	0.052753640	6.28
LEASE & FACILITY MAINTENANCE	MPS ENTERPRISES INC	58.11	0.052753640	3.06
LEASE & FACILITY MAINTENANCE	MPS ENTERPRISES INC	17.08	0.052753640	0.90
LEASE & FACILITY MAINTENANCE	BLADE SERVICES LLC	5,116.78	0.052753640	269.93
LEASE & FACILITY MAINTENANCE	TURNCO ENTERPRISES LLC	11.25	0.052753640	0.59
LEASE & FACILITY MAINTENANCE	LIMESTONE BASIN PROPERTIE	411.45	0.052753640	21.70
LEASE & FACILITY MAINTENANCE	TNT SPECIALTIES DBA TNT OI	6.25	0.052753640	0.33
MISCELLANEOUS EQUIPMENT RENTAL	MEWBOURNE OIL COMPANY	243.04	0.052753640	12.82
OVERHEAD-FIXED RATE	MEWBOURNE OIL COMPANY	889.09	0.052753640	46.90
PRIME MOVER / PUMP MAINTENANCE	HR COMPRESSION & SERVICE	50.25	0.052753640	2.65
PRIME MOVER / PUMP MAINTENANCE	HR COMPRESSION & SERVICE	725.12	0.052753640	38.25
PUMPING	MEWBOURNE OIL COMPANY	900.00	0.052753640	47.48
PUMPING	MEWBOURNE OIL COMPANY	450.00	0.052753640	23.74
RENTAL SERVICES	PRESTIGE EQUIPMENT RENTA	306.64	0.052753640	16.18
RENTAL SERVICES	PRESTIGE EQUIPMENT RENTA	316.84	0.052753640	16.72
RENTAL SERVICES	SERVICE COMPRESSION LLC	4,607.60	0.052753640	243.07
SALT WATER DISPOSAL	OWL SWD OPERATING LLC	2,998.14	0.052753640	158.16
SALT WATER DISPOSAL	OWL SWD OPERATING LLC	3,365.91	0.052753640	177.56
SALT WATER DISPOSAL	OWL SWD OPERATING LLC	2,097.10	0.052753640	110.63

## MEWBOURNE OIL COMPANY

SIANA OIL & GAS CO, LLC  
TOM M RAGSDALE  
P O BOX 2246  
CONROE, TX 77305

INVOICE NO.: 202106-22975  
INVOICE DATE: 6-30-2021  
OWNER: 035904-1  
BILLING FOR: June 2021

REFERENCE/DESCRIPTION OF CHARGES	GROSS CHARGES	WORKING INTEREST	NET CHARGE
SALT WATER DISPOSAL NGL WATER SOLUTIONS PERM	2,618.43	0.052753640	138.13
SALT WATER DISPOSAL LIMESTONE BASIN PROPERTIE	130.88	0.052753640	6.90
Total Lease Operating Expense Cost	29,168.04		1,538.71

**62775000-30 SUBTOTAL****13,939.58****735.36****PROPERTY 62775000 TOTAL****15,064.51****794.71****PROPERTY: 62776000 62776000-20 IBEX 10 B3OB FED COM 1H**Equipment Beyond Wellhead

ELECTRICAL INSTALLATIONS INGRAM PROFESSIONAL SERV	2,566.26	0.032250710	82.76
Total Equipment Beyond Wellhead Cost	2,566.26		82.76

**62776000-20 SUBTOTAL****2,566.26****82.76****PROPERTY: 62776000 62776000-30 IBEX 10 B3OB FED COM 1H**Lease Operating Expense

AUTOMATION MAINTENANCE AMERICAN MILLENNIUM COR	-25.70	0.032250710	-0.83
AUTOMATION MAINTENANCE TANKLOGIX LLC	-64.57	0.032250710	-2.09
AUTOMATION MAINTENANCE THE REYNOLDS COMPANY	-173.67	0.032250710	-5.60
COMPANY SUPERVISION MEWBOURNE OIL COMPANY	-600.00	0.032250710	-19.35
COMPRESSOR MAINTENANCE TRINITY OILFIELD SERVICES &	-759.60	0.032250710	-24.50
COMPRESSOR MAINTENANCE TRINITY OILFIELD SERVICES &	-205.73	0.032250710	-6.63
EMISSIONS CONTROL EQUIPMENT MAINTENANCE G&A FABRICATION LLC	-304.71	0.032250710	-9.83
FUEL/ POWER / ELECTRICAL XCEL ENERGY	-340.14	0.032250710	-10.97
FUEL/ POWER / ELECTRICAL PILOT THOMAS LOGISTICS LL	-93.12	0.032250710	-3.00
FUEL/ POWER / ELECTRICAL PILOT THOMAS LOGISTICS LL	-82.39	0.032250710	-2.66
FUEL/ POWER / ELECTRICAL PILOT THOMAS LOGISTICS LL	-125.02	0.032250710	-4.03
LEASE & FACILITY MAINTENANCE GARNER PUMP & SUPPLY INC	-74.62	0.032250710	-2.41
LEASE & FACILITY MAINTENANCE PRESSURE SERVICES	-28.61	0.032250710	-0.92
LEASE & FACILITY MAINTENANCE TRINITY OILFIELD SERVICES &	-147.70	0.032250710	-4.76
MISCELLANEOUS EQUIPMENT RENTAL MEWBOURNE OIL COMPANY	-235.20	0.032250710	-7.59
OVERHEAD-FIXED RATE MEWBOURNE OIL COMPANY	-889.09	0.032250710	-28.67
PRIME MOVER / PUMP MAINTENANCE HR COMPRESSION & SERVICE	-92.44	0.032250710	-2.98
PUMPING MEWBOURNE OIL COMPANY	-900.00	0.032250710	-29.03
PUMPING MEWBOURNE OIL COMPANY	-450.00	0.032250710	-14.51
RENTAL SERVICES PRESTIGE EQUIPMENT RENTA	-316.85	0.032250710	-10.22
SALT WATER DISPOSAL NGL WATER SOLUTIONS PERM	-5,202.41	0.032250710	-167.78
SALT WATER DISPOSAL LIMESTONE BASIN PROPERTIE	-269.40	0.032250710	-8.69
SITE RESTORATION & EXCAVATION BLADE SERVICES LLC	-273.26	0.032250710	-8.81
Total Lease Operating Expense Cost	-11,654.23		-375.86

Lease Operating Expense

AUTOMATION MAINTENANCE AMERICAN MILLENNIUM COR	25.70	0.032250710	0.83
AUTOMATION MAINTENANCE INGRAM PROFESSIONAL SERV	340.09	0.032250710	10.97

## MEWBOURNE OIL COMPANY

Page 11

SIANA OIL & GAS CO, LLC  
TOM M RAGSDALE  
P O BOX 2246  
CONROE, TX 77305

INVOICE NO.: 202106-22975  
INVOICE DATE: 6-30-2021  
OWNER: 035904-1  
BILLING FOR: June 2021

REFERENCE/DESCRIPTION OF CHARGES		GROSS CHARGES	WORKING INTEREST	NET CHARGE
AUTOMATION MAINTENANCE	TANKLOGIX LLC	4.66	0.032250710	0.15
CHEMICALS-WATER TREATING	CRAIN HOT OIL SERVICE LLC	142.31	0.032250710	4.59
CHEMICALS-WATER TREATING	CATALYST OILFIELD SERVICE	448.38	0.032250710	14.46
CHEMICALS-WATER TREATING	EPDI	64.14	0.032250710	2.07
CHEMICALS-WATER TREATING	EPDI	260.01	0.032250710	8.38
EMISSIONS CONTROL EQUIPMENT MAINTENANCE	G&A FABRICATION LLC	304.71	0.032250710	9.83
FUEL/ POWER / ELECTRICAL	XCEL ENERGY	399.20	0.032250710	12.88
FUEL/ POWER / ELECTRICAL	PILOT THOMAS LOGISTICS LLC	73.65	0.032250710	2.38
FUEL/ POWER / ELECTRICAL	PILOT THOMAS LOGISTICS LLC	82.79	0.032250710	2.67
FUEL/ POWER / ELECTRICAL	PILOT THOMAS LOGISTICS LLC	103.71	0.032250710	3.35
FUEL/ POWER / ELECTRICAL	PILOT THOMAS LOGISTICS LLC	123.83	0.032250710	3.99
FUEL/ POWER / ELECTRICAL	PILOT THOMAS LOGISTICS LLC	137.17	0.032250710	4.42
FUEL/ POWER / ELECTRICAL	PILOT THOMAS LOGISTICS LLC	161.62	0.032250710	5.21
LEASE & FACILITY	MEWBOURNE OIL COMPANY	725.00	0.032250710	23.38
LEASE & FACILITY MAINTENANCE	MEWBOURNE OIL COMPANY	118.95	0.032250710	3.84
LEASE & FACILITY MAINTENANCE	MPS ENTERPRISES INC	214.27	0.032250710	6.91
LEASE & FACILITY MAINTENANCE	MPS ENTERPRISES INC	63.00	0.032250710	2.03
LEASE & FACILITY MAINTENANCE	TURNCO ENTERPRISES LLC	11.25	0.032250710	0.36
LEASE & FACILITY MAINTENANCE	EP&S LLC	52.15	0.032250710	1.68
LEASE & FACILITY MAINTENANCE	TNT SPECIALTIES DBA TNT OI	6.25	0.032250710	0.20
MISCELLANEOUS EQUIPMENT RENTAL	MEWBOURNE OIL COMPANY	243.04	0.032250710	7.84
OVERHEAD-FIXED RATE	MEWBOURNE OIL COMPANY	889.09	0.032250710	28.67
PRIME MOVER / PUMP MAINTENANCE	HR COMPRESSION & SERVICES	114.64	0.032250710	3.70
PUMPING	MEWBOURNE OIL COMPANY	900.00	0.032250710	29.03
PUMPING	MEWBOURNE OIL COMPANY	450.00	0.032250710	14.51
RENTAL SERVICES	NATURAL GAS SERVICES GRO	4,199.74	0.032250710	135.44
RENTAL SERVICES	NATURAL GAS SERVICES GRO	4,199.74	0.032250710	135.44
RENTAL SERVICES	PRESTIGE EQUIPMENT RENTA	306.66	0.032250710	9.89
RENTAL SERVICES	PRESTIGE EQUIPMENT RENTA	316.85	0.032250710	10.22
SALT WATER DISPOSAL	OWL SWD OPERATING LLC	3,847.37	0.032250710	124.08
SALT WATER DISPOSAL	OWL SWD OPERATING LLC	4,414.07	0.032250710	142.36
SALT WATER DISPOSAL	OWL SWD OPERATING LLC	2,433.61	0.032250710	78.48
SALT WATER DISPOSAL	NGL WATER SOLUTIONS PERM	3,394.27	0.032250710	109.47
SALT WATER DISPOSAL	LIMESTONE BASIN PROPERTIE	151.91	0.032250710	4.90
Total Lease Operating Expense Cost		29,723.83		958.61
62776000-30 SUBTOTAL		18,069.60		582.75
PROPERTY 62776000 TOTAL		20,635.86		665.51

PROPERTY: 62906000 62906000-20 GAZELLE 22 B2MD FED COM 2H

Equipment Beyond Wellhead

ELECTRICAL INSTALLATIONS	INGRAM PROFESSIONAL SERV	1,511.41	0.196991940	297.73
Total Equipment Beyond Wellhead Cost		1,511.41		297.73



## MEWBOURNE OIL COMPANY

SIANA OIL & GAS CO, LLC  
TOM M RAGSDALE  
P O BOX 2246  
CONROE, TX 77305

INVOICE NO.: 202106-22975  
INVOICE DATE: 6-30-2021  
OWNER: 035904-1  
BILLING FOR: June 2021

REFERENCE/DESCRIPTION OF CHARGES		GROSS CHARGES	WORKING INTEREST	NET CHARGE
<b>62906000-20 SUBTOTAL</b>		<b>1,511.41</b>	<b>297.73</b>	
<b>PROPERTY: 62906000 62906000-30 GAZELLE 22 B2MD FED COM 2H</b>				
<u>Lease Operating Expense</u>				
AUTOMATION MAINTENANCE	AMERICAN MILLENNIUM COR	-12.85	0.196991940	-2.53
AUTOMATION MAINTENANCE	TANKLOGIX LLC	-38.03	0.196991940	-7.50
AUTOMATION MAINTENANCE	THE REYNOLDS COMPANY	-173.67	0.196991940	-34.21
CHEMICALS-WATER TREATING	CATALYST OILFIELD SERVICE	-448.38	0.196991940	-88.33
CHEMICALS-WATER TREATING	EPDI	-322.78	0.196991940	-63.59
CHEMICALS-WATER TREATING	EPDI	-104.05	0.196991940	-20.49
CHEMICALS-WATER TREATING	EPDI	-130.06	0.196991940	-25.63
EMISSIONS CONTROL EQUIPMENT MAINTENANCE	G&A FABRICATION LLC	-76.17	0.196991940	-15.01
EMISSIONS CONTROL EQUIPMENT MAINTENANCE	G&A FABRICATION LLC	-76.17	0.196991940	-15.01
EMISSIONS CONTROL EQUIPMENT MAINTENANCE	G&A FABRICATION LLC	-76.17	0.196991940	-15.01
FUEL/ POWER / ELECTRICAL	XCEL ENERGY	-279.86	0.196991940	-55.13
FUEL/ POWER / ELECTRICAL	PILOT THOMAS LOGISTICS LLC	-54.85	0.196991940	-10.80
FUEL/ POWER / ELECTRICAL	PILOT THOMAS LOGISTICS LLC	-48.53	0.196991940	-9.56
FUEL/ POWER / ELECTRICAL	PILOT THOMAS LOGISTICS LLC	-73.64	0.196991940	-14.50
LEASE & FACILITY	MEWBOURNE OIL COMPANY	-187.50	0.196991940	-36.94
LEASE & FACILITY MAINTENANCE	GARNER PUMP & SUPPLY INC	-143.54	0.196991940	-28.28
LEASE & FACILITY MAINTENANCE	K&S OILFIELD SUPPLIES LLC	-229.69	0.196991940	-45.25
LEASE & FACILITY MAINTENANCE	PRESSURE SERVICES	-25.03	0.196991940	-4.93
MISCELLANEOUS EQUIPMENT RENTAL	MEWBOURNE OIL COMPANY	-235.20	0.196991940	-46.33
OVERHEAD-FIXED RATE	MEWBOURNE OIL COMPANY	-889.09	0.196991940	-175.14
PRIME MOVER / PUMP MAINTENANCE	HR COMPRESSION & SERVICES	-92.44	0.196991940	-18.20
PUMPING	MEWBOURNE OIL COMPANY	-900.00	0.196991940	-177.30
PUMPING	MEWBOURNE OIL COMPANY	-450.00	0.196991940	-88.65
RENTAL SERVICES	PRESTIGE EQUIPMENT RENTAL	-316.85	0.196991940	-62.42
RENTAL SERVICES	USA COMPRESSION PARTNERS	-5,011.26	0.196991940	-987.17
SALT WATER DISPOSAL	NGL WATER SOLUTIONS PERM	-3,418.73	0.196991940	-673.46
SALT WATER DISPOSAL	LIMESTONE BASIN PROPERTIES	-203.81	0.196991940	-40.15
SITE RESTORATION & EXCAVATION	BLADE SERVICES LLC	-239.08	0.196991940	-47.09
Total Lease Operating Expense Cost		-14,257.43		-2,808.61
<u>Lease Operating Expense</u>				
AUTOMATION MAINTENANCE	AMERICAN MILLENNIUM COR	16.05	0.196991940	3.15
AUTOMATION MAINTENANCE	INGRAM PROFESSIONAL SERV	340.12	0.196991940	67.01
AUTOMATION MAINTENANCE	TANKLOGIX LLC	4.66	0.196991940	0.92
CHEMICALS-WATER TREATING	CRAIN HOT OIL SERVICE LLC	142.29	0.196991940	28.03
CHEMICALS-WATER TREATING	EXCALIBUR OILFIELD SERVIC	45.78	0.196991940	9.03
CHEMICALS-WATER TREATING	EPDI	127.69	0.196991940	25.15
CHEMICALS-WATER TREATING	EPDI	127.69	0.196991940	25.15

## MEWBOURNE OIL COMPANY

SIANA OIL & GAS CO, LLC  
TOM M RAGSDALE  
P O BOX 2246  
CONROE, TX 77305

INVOICE NO.: 202106-22975

INVOICE DATE: 6-30-2021

OWNER: 035904-1

BILLING FOR: June 2021

REFERENCE/DESCRIPTION OF CHARGES		GROSS CHARGES	WORKING INTEREST	NET CHARGE
CHEMICALS-WATER TREATING	EPDI	33.11	0.196991940	6.52
COMPANY SUPERVISION	MEWBOURNE OIL COMPANY	600.00	0.196991940	118.19
COMPANY SUPERVISION	MEWBOURNE OIL COMPANY	600.00	0.196991940	118.19
EMISSIONS CONTROL EQUIPMENT MAINTENANCE	G&A FABRICATION LLC	885.69	0.196991940	174.48
EMISSIONS CONTROL EQUIPMENT MAINTENANCE	G&A FABRICATION LLC	76.17	0.196991940	15.01
EMISSIONS CONTROL EQUIPMENT MAINTENANCE	G&A FABRICATION LLC	76.17	0.196991940	15.01
EMISSIONS CONTROL EQUIPMENT MAINTENANCE	G&A FABRICATION LLC	577.81	0.196991940	113.83
EMISSIONS CONTROL EQUIPMENT MAINTENANCE	G&A FABRICATION LLC	204.84	0.196991940	40.35
EMISSIONS CONTROL EQUIPMENT MAINTENANCE	G&A FABRICATION LLC	362.68	0.196991940	71.44
FUEL/ POWER / ELECTRICAL	XCEL ENERGY	318.13	0.196991940	62.68
FUEL/ POWER / ELECTRICAL	PILOT THOMAS LOGISTICS LLC	43.38	0.196991940	8.54
FUEL/ POWER / ELECTRICAL	PILOT THOMAS LOGISTICS LLC	82.80	0.196991940	16.31
FUEL/ POWER / ELECTRICAL	PILOT THOMAS LOGISTICS LLC	103.71	0.196991940	20.43
FUEL/ POWER / ELECTRICAL	PILOT THOMAS LOGISTICS LLC	72.94	0.196991940	14.37
FUEL/ POWER / ELECTRICAL	PILOT THOMAS LOGISTICS LLC	80.81	0.196991940	15.91
FUEL/ POWER / ELECTRICAL	PILOT THOMAS LOGISTICS LLC	161.62	0.196991940	31.84
LEASE & FACILITY	MEWBOURNE OIL COMPANY	362.50	0.196991940	71.41
LEASE & FACILITY	MEWBOURNE OIL COMPANY	1,087.50	0.196991940	214.22
LEASE & FACILITY MAINTENANCE	MEWBOURNE OIL COMPANY	118.95	0.196991940	23.43
LEASE & FACILITY MAINTENANCE	MPS ENTERPRISES INC	127.11	0.196991940	25.04
LEASE & FACILITY MAINTENANCE	MPS ENTERPRISES INC	37.37	0.196991940	7.36
LEASE & FACILITY MAINTENANCE	TURNCO ENTERPRISES LLC	11.25	0.196991940	2.22
LEASE & FACILITY MAINTENANCE	TURNCO ENTERPRISES LLC	183.75	0.196991940	36.20
LEASE & FACILITY MAINTENANCE	TURNCO ENTERPRISES LLC	131.25	0.196991940	25.85
LEASE & FACILITY MAINTENANCE	TURNCO ENTERPRISES LLC	157.50	0.196991940	31.03
LEASE & FACILITY MAINTENANCE	TURNCO ENTERPRISES LLC	175.00	0.196991940	34.47
LEASE & FACILITY MAINTENANCE	TURNCO ENTERPRISES LLC	125.00	0.196991940	24.62
LEASE & FACILITY MAINTENANCE	TURNCO ENTERPRISES LLC	125.00	0.196991940	24.62
LEASE & FACILITY MAINTENANCE	EP&S LLC	47.85	0.196991940	9.42
LEASE & FACILITY MAINTENANCE	EP&S LLC	35.91	0.196991940	7.07
LEASE & FACILITY MAINTENANCE	EP&S LLC	43.33	0.196991940	8.54
LEASE & FACILITY MAINTENANCE	TNT SPECIALTIES DBA TNT OIL	6.25	0.196991940	1.23
MISCELLANEOUS EQUIPMENT RENTAL	MEWBOURNE OIL COMPANY	243.04	0.196991940	47.88
OVERHEAD-FIXED RATE	MEWBOURNE OIL COMPANY	889.09	0.196991940	175.14
PRIME MOVER / PUMP MAINTENANCE	HR COMPRESSION & SERVICES	67.52	0.196991940	13.30
PRIME MOVER / PUMP MAINTENANCE	HR COMPRESSION & SERVICES	841.22	0.196991940	165.71
PUMPING	MEWBOURNE OIL COMPANY	900.00	0.196991940	177.30
PUMPING	MEWBOURNE OIL COMPANY	450.00	0.196991940	88.65
RENTAL SERVICES	PRESTIGE EQUIPMENT RENTAL	306.67	0.196991940	60.41
RENTAL SERVICES	PRESTIGE EQUIPMENT RENTAL	316.85	0.196991940	62.42
RENTAL SERVICES	USA COMPRESSION PARTNERS	5,011.26	0.196991940	987.17
SALT WATER DISPOSAL	OWL SWD OPERATING LLC	2,814.32	0.196991940	554.41

## MEWBOURNE OIL COMPANY

Page 14

SIANA OIL & GAS CO, LLC  
TOM M RAGSDALE  
P O BOX 2246  
CONROE, TX 77305

INVOICE NO.: 202106-22975

INVOICE DATE: 6-30-2021

OWNER: 035904-1

BILLING FOR: June 2021

REFERENCE/DESCRIPTION OF CHARGES		GROSS CHARGES	WORKING INTEREST	NET CHARGE
SALT WATER DISPOSAL	OWL SWD OPERATING LLC	3,339.12	0.196991940	657.78
SALT WATER DISPOSAL	OWL SWD OPERATING LLC	1,959.97	0.196991940	386.10
SALT WATER DISPOSAL	NGL WATER SOLUTIONS PERM	2,618.43	0.196991940	515.81
SALT WATER DISPOSAL	LIMESTONE BASIN PROPERTIE	122.34	0.196991940	24.10
Total Lease Operating Expense Cost		27,739.49		5,464.45

62906000-30 SUBTOTAL

13,482.06

2,655.84

PROPERTY 62906000 TOTAL

14,993.47

2,953.57

PROPERTY: 62915000 62915000-20 CREEDENCE 21/16 W0ED ST COM 2H

Equipment Beyond Wellhead

AUTOMATION METERING EQUIPMENT	MEWBOURNE OIL COMPANY	1,773.09	0.006363620	11.28
SERVICE PUMPS	MEWBOURNE OIL COMPANY	4,895.25	0.006363620	31.15
Total Equipment Beyond Wellhead Cost		6,668.34		42.43

Equipment Beyond Wellhead

FITTINGS / VALVES & ACCESSORIES	GREEN'S PIPE SERVICE INC	5,632.98	0.006363620	35.85
Total Equipment Beyond Wellhead Cost		5,632.98		35.85

62915000-20 SUBTOTAL

12,301.32

78.28

PROPERTY: 62915000 62915000-30 CREEDENCE 21/16 W0ED ST COM 2H

Lease Operating Expense

AUTOMATION MAINTENANCE	TANKLOGIX LLC	-26.24	0.006363620	-0.17
COMPANY SUPERVISION	MEWBOURNE OIL COMPANY	-300.00	0.006363620	-1.91
COMPRESSOR MAINTENANCE	TRINITY OILFIELD SERVICES &	-103.31	0.006363620	-0.66
EMISSIONS CONTROL EQUIPMENT MAINTENANCE	JADE CONSTRUCTION LLC	-139.07	0.006363620	-0.88
EMISSIONS CONTROL EQUIPMENT MAINTENANCE	VAPROX LLC	-137.35	0.006363620	-0.87
FUEL/ POWER / ELECTRICAL	XCEL ENERGY	-4,981.80	0.006363620	-31.70
GATHERING/TREATING/DEHYDRATION	GAS WELL SERVICES INC	-77.50	0.006363620	-0.49
GATHERING/TREATING/DEHYDRATION	GAS WELL SERVICES INC	-110.72	0.006363620	-0.70
GATHERING/TREATING/DEHYDRATION	GAS WELL SERVICES INC	-77.50	0.006363620	-0.49
GATHERING/TREATING/DEHYDRATION	GAS WELL SERVICES INC	-94.11	0.006363620	-0.60
LEASE & FACILITY	MEWBOURNE OIL COMPANY	-750.00	0.006363620	-4.77
LEASE & FACILITY	MEWBOURNE OIL COMPANY	-187.50	0.006363620	-1.19
LEASE & FACILITY	MEWBOURNE OIL COMPANY	-375.00	0.006363620	-2.39
LEASE & FACILITY	MEWBOURNE OIL COMPANY	-255.00	0.006363620	-1.62
LEASE & FACILITY	MEWBOURNE OIL COMPANY	-375.00	0.006363620	-2.39
LEASE & FACILITY MAINTENANCE	KEYSTONE PUMP & SUPPLY LI	-147.57	0.006363620	-0.94
LEASE & FACILITY MAINTENANCE	STANDARD OIL FIELD SUPPLY	-79.14	0.006363620	-0.50
LEASE & FACILITY MAINTENANCE	JADE CONSTRUCTION LLC	-27.82	0.006363620	-0.18
LEASE & FACILITY MAINTENANCE	JADE CONSTRUCTION LLC	-55.63	0.006363620	-0.35
LEASE & FACILITY MAINTENANCE	TURNCO ENTERPRISES LLC	-75.00	0.006363620	-0.48
OVERHEAD-FIXED RATE	MEWBOURNE OIL COMPANY	-889.09	0.006363620	-5.66

## MEWBOURNE OIL COMPANY

Page 15

SIANA OIL & GAS CO, LLC  
TOM M RAGSDALE  
P O BOX 2246  
CONROE, TX 77305

INVOICE NO.: 202106-22975  
INVOICE DATE: 6-30-2021  
OWNER: 035904-1  
BILLING FOR: June 2021

REFERENCE/DESCRIPTION OF CHARGES		GROSS CHARGES	WORKING INTEREST	NET CHARGE
PUMPING	MEWBOURNE OIL COMPANY	-900.00	0.006363620	-5.73
PUMPING	MEWBOURNE OIL COMPANY	-900.00	0.006363620	-5.73
RENTAL SERVICES	KODIAK GAS SERVICES LLC	-3,715.83	0.006363620	-23.65
SALT WATER DISPOSAL	MEWBOURNE OIL COMPANY	-30,774.90	0.006363620	-195.84
Total Lease Operating Expense Cost		-45,555.08		-289.89

Lease Operating Expense

AUTOMATION MAINTENANCE	TANKLOGIX LLC	82.20	0.006363620	0.52
COMPANY SUPERVISION	MEWBOURNE OIL COMPANY	300.00	0.006363620	1.91
EMISSIONS CONTROL EQUIPMENT MAINTENANCE	STANDARD OIL FIELD SUPPLY	1.12	0.006363620	0.01
EMISSIONS CONTROL EQUIPMENT MAINTENANCE	VAPROX LLC	125.83	0.006363620	0.80
EMISSIONS CONTROL EQUIPMENT MAINTENANCE	AUTOMATED WELLHEAD CON	44.51	0.006363620	0.28
EMISSIONS CONTROL EQUIPMENT MAINTENANCE	AUTOMATED WELLHEAD CON	117.73	0.006363620	0.75
EMISSIONS CONTROL EQUIPMENT MAINTENANCE	AUTOMATED WELLHEAD CON	308.61	0.006363620	1.96
EMISSIONS CONTROL EQUIPMENT MAINTENANCE	AUTOMATED WELLHEAD CON	310.05	0.006363620	1.97
FUEL/ POWER / ELECTRICAL	XCEL ENERGY	1,775.42	0.006363620	11.30
GATHERING/TREATING/DEHYDRATION	GAS WELL SERVICES INC	143.95	0.006363620	0.92
GATHERING/TREATING/DEHYDRATION	MEWBOURNE OIL COMPANY-I	38.01	0.006363620	0.24
LEASE & FACILITY	MEWBOURNE OIL COMPANY	181.25	0.006363620	1.15
LEASE & FACILITY	MEWBOURNE OIL COMPANY	725.00	0.006363620	4.61
LEASE & FACILITY MAINTENANCE	MEWBOURNE OIL COMPANY	118.95	0.006363620	0.76
LEASE & FACILITY MAINTENANCE	STANDARD OIL FIELD SUPPLY	503.53	0.006363620	3.20
LEASE & FACILITY MAINTENANCE	JADE CONSTRUCTION LLC	115.04	0.006363620	0.73
LEASE & FACILITY MAINTENANCE	JADE CONSTRUCTION LLC	69.54	0.006363620	0.44
LEASE & FACILITY MAINTENANCE	JADE CONSTRUCTION LLC	83.45	0.006363620	0.53
LEASE & FACILITY MAINTENANCE	TURNCO ENTERPRISES LLC	50.00	0.006363620	0.32
LEASE & FACILITY MAINTENANCE	SARGE TRUCKING SERVICES, I	56.52	0.006363620	0.36
LEASE & FACILITY MAINTENANCE	SARGE TRUCKING SERVICES, I	56.52	0.006363620	0.36
OVERHEAD-FIXED RATE	MEWBOURNE OIL COMPANY	889.09	0.006363620	5.66
PUMPING	MEWBOURNE OIL COMPANY	900.00	0.006363620	5.73
PUMPING	MEWBOURNE OIL COMPANY	900.00	0.006363620	5.73
RENTAL SERVICES	KODIAK GAS SERVICES LLC	3,715.83	0.006363620	23.65
SALT WATER DISPOSAL	MEWBOURNE OIL COMPANY	43,752.15	0.006363620	278.42
Total Lease Operating Expense Cost		55,364.30		352.31

62915000-30 SUBTOTAL

9,809.22

62.42

PROPERTY 62915000 TOTAL

22,110.54

140.70

PROPERTY: 62916000 62916000-20 CREEDENCE 21/16 W1ED ST COM 1H

Tangible Well Cost

TUBING	MEWBOURNE OIL COMPANY	9,526.06	0.006363620	60.62
TUBING	MEWBOURNE OIL COMPANY	9,526.06	0.006363620	60.62
Total Tangible Well Cost Cost		19,052.12		121.24

## MEWBOURNE OIL COMPANY

SIANA OIL & GAS CO, LLC  
TOM M RAGSDALE  
P O BOX 2246  
CONROE, TX 77305

INVOICE NO.: 202106-22975  
INVOICE DATE: 6-30-2021  
OWNER: 035904-1  
BILLING FOR: June 2021

REFERENCE/DESCRIPTION OF CHARGES		GROSS CHARGES	WORKING INTEREST	NET CHARGE
<u>Equipment Beyond Wellhead</u>				
AUTOMATION METERING EQUIPMENT	MEWBOURNE OIL COMPANY	1,773.09	0.006363620	11.28
SERVICE PUMPS	MEWBOURNE OIL COMPANY	4,895.25	0.006363620	31.15
Total Equipment Beyond Wellhead Cost		6,668.34		42.43
<u>Equipment Beyond Wellhead</u>				
FITTINGS / VALVES & ACCESSORIES	GREEN'S PIPE SERVICE INC	5,632.97	0.006363620	35.85
Total Equipment Beyond Wellhead Cost		5,632.97		35.85
<b>62916000-20 SUBTOTAL</b>		<b>31,353.43</b>	<b>199.52</b>	
<b>PROPERTY: 62916000 62916000-30 CREEDENCE 21/16 WIED ST COM 1H</b>				
<u>Lease Operating Expense</u>				
AUTOMATION MAINTENANCE	TANKLOGIX LLC	-26.24	0.006363620	-0.17
COMPANY SUPERVISION	MEWBOURNE OIL COMPANY	-300.00	0.006363620	-1.91
COMPRESSOR MAINTENANCE	TRINITY OILFIELD SERVICES &	-103.31	0.006363620	-0.66
EMISSIONS CONTROL EQUIPMENT MAINTENANCE	JADE CONSTRUCTION LLC	-139.07	0.006363620	-0.88
EMISSIONS CONTROL EQUIPMENT MAINTENANCE	VAPROX LLC	-137.35	0.006363620	-0.87
FUEL/ POWER / ELECTRICAL	XCEL ENERGY	-7,359.50	0.006363620	-46.83
GATHERING/TREATING/DEHYDRATION	GAS WELL SERVICES INC	-77.51	0.006363620	-0.49
GATHERING/TREATING/DEHYDRATION	GAS WELL SERVICES INC	-110.73	0.006363620	-0.70
GATHERING/TREATING/DEHYDRATION	GAS WELL SERVICES INC	-77.51	0.006363620	-0.49
GATHERING/TREATING/DEHYDRATION	GAS WELL SERVICES INC	-94.13	0.006363620	-0.60
LEASE & FACILITY	MEWBOURNE OIL COMPANY	-187.50	0.006363620	-1.19
LEASE & FACILITY	MEWBOURNE OIL COMPANY	-375.00	0.006363620	-2.39
LEASE & FACILITY MAINTENANCE	KEYSTONE PUMP & SUPPLY LI	-147.56	0.006363620	-0.94
LEASE & FACILITY MAINTENANCE	STANDARD OIL FIELD SUPPLY	-445.62	0.006363620	-2.84
LEASE & FACILITY MAINTENANCE	STANDARD OIL FIELD SUPPLY	-79.18	0.006363620	-0.50
LEASE & FACILITY MAINTENANCE	JADE CONSTRUCTION LLC	-27.81	0.006363620	-0.18
LEASE & FACILITY MAINTENANCE	JADE CONSTRUCTION LLC	-55.63	0.006363620	-0.35
LEASE & FACILITY MAINTENANCE	TURNCO ENTERPRISES LLC	-75.00	0.006363620	-0.48
OVERHEAD-FIXED RATE	MEWBOURNE OIL COMPANY	-889.09	0.006363620	-5.66
PUMPING	MEWBOURNE OIL COMPANY	-900.00	0.006363620	-5.73
PUMPING	MEWBOURNE OIL COMPANY	-900.00	0.006363620	-5.73
RENTAL SERVICES	KODIAK GAS SERVICES LLC	-3,715.83	0.006363620	-23.65
SALT WATER DISPOSAL	MEWBOURNE OIL COMPANY	-50,451.59	0.006363620	-321.05
WELL EQUIPMENT-SURFACE	DIVINE WIRELINE SOLUTIONS	-3,335.75	0.006363620	-21.23
Total Lease Operating Expense Cost		-70,010.91		-445.52
<u>Lease Operating Expense</u>				
AUTOMATION MAINTENANCE	TANKLOGIX LLC	82.20	0.006363620	0.52
COMPANY SUPERVISION	MEWBOURNE OIL COMPANY	300.00	0.006363620	1.91
EMISSIONS CONTROL EQUIPMENT MAINTENANCE	STANDARD OIL FIELD SUPPLY	1.12	0.006363620	0.01



## MEWBOURNE OIL COMPANY

SIANA OIL & GAS CO, LLC  
TOM M RAGSDALE  
P O BOX 2246  
CONROE, TX 77305

INVOICE NO.: 202106-22975  
INVOICE DATE: 6-30-2021  
OWNER: 035904-1  
BILLING FOR: June 2021

REFERENCE/DESCRIPTION OF CHARGES		GROSS CHARGES	WORKING INTEREST	NET CHARGE
EMISSIONS CONTROL EQUIPMENT MAINTENANCE	VAPROX LLC	125.82	0.006363620	0.80
EMISSIONS CONTROL EQUIPMENT MAINTENANCE	AUTOMATED WELLHEAD COM	44.50	0.006363620	0.28
EMISSIONS CONTROL EQUIPMENT MAINTENANCE	AUTOMATED WELLHEAD COM	117.71	0.006363620	0.75
EMISSIONS CONTROL EQUIPMENT MAINTENANCE	AUTOMATED WELLHEAD COM	308.60	0.006363620	1.96
EMISSIONS CONTROL EQUIPMENT MAINTENANCE	AUTOMATED WELLHEAD COM	310.02	0.006363620	1.97
FUEL/ POWER / ELECTRICAL	XCEL ENERGY	2,700.98	0.006363620	17.19
GATHERING/TREATING/DEHYDRATION	GAS WELL SERVICES INC	143.95	0.006363620	0.92
GATHERING/TREATING/DEHYDRATION	MEWBOURNE OIL COMPANY-I	38.01	0.006363620	0.24
LEASE & FACILITY MAINTENANCE	MEWBOURNE OIL COMPANY	118.95	0.006363620	0.76
LEASE & FACILITY MAINTENANCE	STANDARD OIL FIELD SUPPLY	503.50	0.006363620	3.20
LEASE & FACILITY MAINTENANCE	JADE CONSTRUCTION LLC	115.02	0.006363620	0.73
LEASE & FACILITY MAINTENANCE	JADE CONSTRUCTION LLC	69.53	0.006363620	0.44
LEASE & FACILITY MAINTENANCE	JADE CONSTRUCTION LLC	83.44	0.006363620	0.53
LEASE & FACILITY MAINTENANCE	TURNCO ENTERPRISES LLC	50.00	0.006363620	0.32
LEASE & FACILITY MAINTENANCE	SARGE TRUCKING SERVICES, I	56.52	0.006363620	0.36
LEASE & FACILITY MAINTENANCE	SARGE TRUCKING SERVICES, I	56.52	0.006363620	0.36
OVERHEAD-FIXED RATE	MEWBOURNE OIL COMPANY	889.09	0.006363620	5.66
PUMPING	MEWBOURNE OIL COMPANY	900.00	0.006363620	5.73
PUMPING	MEWBOURNE OIL COMPANY	900.00	0.006363620	5.73
RENTAL SERVICES	KODIAK GAS SERVICES LLC	3,715.83	0.006363620	23.65
SALT WATER DISPOSAL	MEWBOURNE OIL COMPANY	78,011.03	0.006363620	496.43
WELL SERVICE & REPAIR	3J TRUCKING LLC	1,808.45	0.006363620	11.51
Total Lease Operating Expense Cost		91,450.79		581.96
<b>62916000-30 SUBTOTAL</b>		<b>21,439.88</b>	<b>136.44</b>	
<b>PROPERTY 62916000 TOTAL</b>		<b>52,793.31</b>	<b>335.96</b>	
<b>PROPERTY: 62948000 62948000-10 INLAND 26/23 B2PI STATE COM 1H</b>				
<u>Intangible Well Cost</u>				
EQUIPMENT RENTAL	SPM OIL & GAS PC, LLC	-1,974.96	0.100000000	-197.50
REGULATORY PERMITS & SURVEYS	STATE OF NEW MEXICO	-75.00	0.100000000	-7.50
TRANSPORTATION	TEJAS HOT SHOT SERVICE &	-716.63	0.100000000	-71.66
Total Intangible Well Cost Cost		-2,766.59		-276.66
<u>Tangible Well Cost</u>				
CASING (10.1" - 19.0")	SOONER PIPE LLC	4,857.23	0.100000000	485.73
CASING (6.1" - 8.0")	SOONER PIPE LLC	9,517.00	0.100000000	951.70
CASING (8.1" - 10.0")	SOONER PIPE LLC	11,483.11	0.100000000	1,148.31
Total Tangible Well Cost Cost		25,857.34		2,585.74
<u>Intangible Well Cost</u>				
EQUIPMENT RENTAL	OIL PATCH GROUP INC	8,611.00	0.100000000	861.10
EQUIPMENT RENTAL	OIL PATCH GROUP INC	-949.50	0.100000000	-94.95
Total Intangible Well Cost Cost		7,661.50		766.15

## MEWBOURNE OIL COMPANY

Page 18

SIANA OIL & GAS CO, LLC  
TOM M RAGSDALE  
P O BOX 2246  
CONROE, TX 77305

INVOICE NO.: 202106-22975  
INVOICE DATE: 6-30-2021  
OWNER: 035904-1  
BILLING FOR: June 2021

REFERENCE/DESCRIPTION OF CHARGES		GROSS CHARGES	WORKING INTEREST	NET CHARGE
<b>62948000-10 SUBTOTAL</b>		<b>30,752.25</b>	<b>3,075.23</b>	
<b>PROPERTY: 62948000 62948000-20 INLAND 26/23 B2PI STATE COM 1H</b>				
<u>Intangible Well Cost</u>				
COMPANY SUPERVISION	MEWBOURNE OIL COMPANY	-1,200.00	0.100000000	-120.00
COMPANY SUPERVISION	MEWBOURNE OIL COMPANY	-1,200.00	0.100000000	-120.00
CONTRACT SERVICES & SUPERVISION	SDS PETROLEUM CONSULTAN	-7,174.00	0.100000000	-717.40
DAMAGES	THE MERCHANT LIVESTOCK C	-2,059.55	0.100000000	-205.95
EQUIPMENT RENTAL	L & R WELL SERVICE INC	-927.14	0.100000000	-92.71
EQUIPMENT RENTAL	WEATHERFORD US LP	-487.09	0.100000000	-48.71
EQUIPMENT RENTAL	GARNER PUMP & SUPPLY INC	-448.78	0.100000000	-44.88
EQUIPMENT RENTAL	PRESTIGE EQUIPMENT RENTA	-4,105.12	0.100000000	-410.51
HORIZONTAL DRILLOUT SERVICES	MAN WELDING SERVICE	-3,692.50	0.100000000	-369.25
REGULATORY PERMITS & SURVEYS	STATE OF NEW MEXICO	-75.00	0.100000000	-7.50
STIMULATION RENTALS & OTHER	GAS WELL SERVICES INC	-1,550.17	0.100000000	-155.02
STIMULATION RENTALS & OTHER	GARNER PUMP & SUPPLY INC	-318.25	0.100000000	-31.82
TRANSPORTATION	JW OILFIELD HAULING INC	-1,345.84	0.100000000	-134.59
Total Intangible Well Cost Cost		-24,583.44		-2,458.34
<u>Tangible Well Cost</u>				
SUBSURFACE EQUIP. & ARTIFICIAL LIFT SYSTEMS	HUDSON PACKER COMPANY I	-6,967.81	0.100000000	-696.78
SUBSURFACE EQUIP. & ARTIFICIAL LIFT SYSTEMS	FLOWCO PRODUCTION SOLUT	-9,407.96	0.100000000	-940.80
TUBING	MEWBOURNE OIL COMPANY	-1,279.10	0.100000000	-127.91
TUBING	MEWBOURNE OIL COMPANY	4,880.24	0.100000000	488.02
TUBING	ENERGY TUBULARS INC	-76,721.06	0.100000000	-7,672.10
TUBING HEAD & UPPER SECTION	MEWBOURNE OIL COMPANY	14,420.25	0.100000000	1,442.02
TUBING HEAD & UPPER SECTION	DIVINE WIRELINE SOLUTIONS	-3,026.75	0.100000000	-302.67
Total Tangible Well Cost Cost		-78,102.19		-7,810.22
<u>Equipment Beyond Wellhead</u>				
AUTOMATION METERING EQUIPMENT	MEWBOURNE OIL COMPANY	-7,751.16	0.100000000	-775.12
AUTOMATION METERING EQUIPMENT	ATCHAFALAYA MEASUREMEN	-2,531.84	0.100000000	-253.19
AUTOMATION METERING EQUIPMENT	TANKLOGIX LLC	-2,697.48	0.100000000	-269.75
AUTOMATION METERING EQUIPMENT	TANKLOGIX LLC	-442.25	0.100000000	-44.23
ELECTRICAL INSTALLATIONS	INGRAM PROFESSIONAL SERV	-3,231.32	0.100000000	-323.13
FITTINGS / VALVES & ACCESSORIES	T&J VALVE	-3,232.52	0.100000000	-323.25
FITTINGS / VALVES & ACCESSORIES	GARNER PUMP & SUPPLY INC	-889.54	0.100000000	-88.95
FITTINGS / VALVES & ACCESSORIES	KEYSTONE PUMP & SUPPLY LI	-6,930.90	0.100000000	-693.09
LINE PIPE & VALVES - GATHERING	MEWBOURNE OIL COMPANY	-3,511.30	0.100000000	-351.13
LINE PIPE & VALVES - GATHERING	MEWBOURNE OIL COMPANY	-916.50	0.100000000	-91.65
PRODUCTION EQUIP INSTALLATION	TRINITY OILFIELD SERVICES &	-189.90	0.100000000	-18.99
PRODUCTION EQUIP INSTALLATION	TRINITY OILFIELD SERVICES &	-569.70	0.100000000	-56.97
PRODUCTION EQUIP INSTALLATION	TRINITY OILFIELD SERVICES &	-886.20	0.100000000	-88.62
PRODUCTION EQUIP INSTALLATION	TRINITY OILFIELD SERVICES &	-696.30	0.100000000	-69.63

## MEWBOURNE OIL COMPANY

SIANA OIL & GAS CO, LLC  
TOM M RAGSDALE  
P O BOX 2246  
CONROE, TX 77305

INVOICE NO.: 202106-22975  
INVOICE DATE: 6-30-2021  
OWNER: 035904-1  
BILLING FOR: June 2021

REFERENCE/DESCRIPTION OF CHARGES		GROSS CHARGES	WORKING INTEREST	NET CHARGE
PRODUCTION EQUIP INSTALLATION	TRINITY OILFIELD SERVICES &	-190.73	0.100000000	-19.08
PRODUCTION EQUIP INSTALLATION	TRINITY OILFIELD SERVICES &	-569.70	0.100000000	-56.97
PRODUCTION EQUIP INSTALLATION	TRINITY OILFIELD SERVICES &	-699.33	0.100000000	-69.93
PRODUCTION EQUIP INSTALLATION	TRINITY OILFIELD SERVICES &	-158.25	0.100000000	-15.82
PRODUCTION EQUIP INSTALLATION	TRINITY OILFIELD SERVICES &	-137.15	0.100000000	-13.71
PRODUCTION EQUIP INSTALLATION	TRINITY OILFIELD SERVICES &	-189.90	0.100000000	-18.99
STORAGE TANKS	PETROSMITH EQUIPMENT LP	-136,512.77	0.100000000	-13,651.28
Total Equipment Beyond Wellhead Cost		-172,934.74		-17,293.48
<u>Equipment Beyond Wellhead</u>				
PRODUCTION EQUIP INSTALLATION	G&A FABRICATION LLC	3,380.38	0.100000000	338.04
PRODUCTION EQUIP INSTALLATION	G&A FABRICATION LLC	2,063.83	0.100000000	206.38
PRODUCTION EQUIP INSTALLATION	G&A FABRICATION LLC	1,401.09	0.100000000	140.11
PRODUCTION EQUIP INSTALLATION	TRINITY OILFIELD SERVICES &	506.40	0.100000000	50.64
Total Equipment Beyond Wellhead Cost		7,351.70		735.17
<b>62948000-20 SUBTOTAL</b>		<b>-268,268.67</b>		<b>-26,826.87</b>
<b>PROPERTY: 62948000 62948000-30 INLAND 26/23 B2PI STATE COM 1H</b>				
<u>Lease Operating Expense</u>				
CHEMICALS-WATER TREATING	EPDI	-2,338.49	0.100000000	-233.85
CHEMICALS-WATER TREATING	EPDI	-636.86	0.100000000	-63.69
COMPANY SUPERVISION	MEWBOURNE OIL COMPANY	-1,200.00	0.100000000	-120.00
COMPANY SUPERVISION	MEWBOURNE OIL COMPANY	-1,200.00	0.100000000	-120.00
COMPANY SUPERVISION	MEWBOURNE OIL COMPANY	-4,200.00	0.100000000	-420.00
COMPANY SUPERVISION	MEWBOURNE OIL COMPANY	-1,200.00	0.100000000	-120.00
COMPANY SUPERVISION	MEWBOURNE OIL COMPANY	-300.00	0.100000000	-30.00
COMPANY SUPERVISION	MEWBOURNE OIL COMPANY	-1,800.00	0.100000000	-180.00
COMPANY SUPERVISION	MEWBOURNE OIL COMPANY	-3,600.00	0.100000000	-360.00
COMPANY SUPERVISION	MEWBOURNE OIL COMPANY	-600.00	0.100000000	-60.00
CONTRACT SUPERVISION	PACE OILFIELD SERVICES INC	-5,561.12	0.100000000	-556.11
CONTRACT SUPERVISION	PACE OILFIELD SERVICES INC	-4,047.32	0.100000000	-404.73
CONTRACT SUPERVISION	PACE OILFIELD SERVICES INC	-4,047.32	0.100000000	-404.73
CONTRACT SUPERVISION	SUNDOWN ENVIRO LLC	-4,687.20	0.100000000	-468.72
CONTRACT SUPERVISION	SUNDOWN ENVIRO LLC	-4,687.20	0.100000000	-468.72
CONTRACT SUPERVISION	GSM OILFIELD SERVICES INC	-1,696.75	0.100000000	-169.67
EMISSIONS CONTROL EQUIPMENT MAINTENANCE	GARNER PUMP & SUPPLY INC	-618.44	0.100000000	-61.84
EMISSIONS CONTROL EQUIPMENT MAINTENANCE	VAPROX LLC	-475.17	0.100000000	-47.52
EMISSIONS CONTROL EQUIPMENT MAINTENANCE	VAPROX LLC	-157.69	0.100000000	-15.77
EMISSIONS CONTROL EQUIPMENT MAINTENANCE	VAPROX LLC	-1,016.98	0.100000000	-101.70
EMISSIONS CONTROL EQUIPMENT MAINTENANCE	AUTOMATED WELLHEAD COM	-79.13	0.100000000	-7.91
LEASE & FACILITY	MEWBOURNE OIL COMPANY	-750.00	0.100000000	-75.00
LEASE & FACILITY	MEWBOURNE OIL COMPANY	-375.00	0.100000000	-37.50

## MEWBOURNE OIL COMPANY

Page 20

SIANA OIL & GAS CO, LLC  
TOM M RAGSDALE  
P O BOX 2246  
CONROE, TX 77305

INVOICE NO.: 202106-22975  
INVOICE DATE: 6-30-2021  
OWNER: 035904-1  
BILLING FOR: June 2021

REFERENCE/DESCRIPTION OF CHARGES		GROSS CHARGES	WORKING INTEREST	NET CHARGE
LEASE & FACILITY	MEWBOURNE OIL COMPANY	-375.00	0.100000000	-37.50
LEASE & FACILITY	MEWBOURNE OIL COMPANY	-1,125.00	0.100000000	-112.50
LEASE & FACILITY MAINTENANCE	GARNER PUMP & SUPPLY INC	-237.77	0.100000000	-23.78
LEASE & FACILITY MAINTENANCE	GARNER PUMP & SUPPLY INC	-1,314.86	0.100000000	-131.49
LEASE & FACILITY MAINTENANCE	K&S OILFIELD SUPPLIES LLC	-28.08	0.100000000	-2.81
LEASE & FACILITY MAINTENANCE	TURNCO ENTERPRISES LLC	-200.00	0.100000000	-20.00
LEASE & FACILITY MAINTENANCE	H-M TRUCKING LLC	-647.37	0.100000000	-64.73
LEASE & FACILITY MAINTENANCE	H-M TRUCKING LLC	-517.90	0.100000000	-51.79
MISCELLANEOUS EQUIPMENT RENTAL	PACE OILFIELD SERVICES INC	-756.90	0.100000000	-75.69
MISCELLANEOUS EQUIPMENT RENTAL	PACE OILFIELD SERVICES INC	-3,572.15	0.100000000	-357.21
MISCELLANEOUS EQUIPMENT RENTAL	D&H TRUCKING	-3,436.08	0.100000000	-343.61
OVERHEAD-FIXED RATE	MEWBOURNE OIL COMPANY	-889.09	0.100000000	-88.91
PUMPING	MEWBOURNE OIL COMPANY	-900.00	0.100000000	-90.00
PUMPING	MEWBOURNE OIL COMPANY	-900.00	0.100000000	-90.00
RENTAL SERVICES	GUNS UP SERVICES	-1,476.08	0.100000000	-147.61
RENTAL SERVICES	USA COMPRESSION PARTNERS	-4,747.51	0.100000000	-474.75
RENTAL SERVICES	MESA NATURAL GAS Solutio	-3,390.85	0.100000000	-339.08
SALT WATER DISPOSAL	TRINITY OILFIELD SERVICES &	-800.86	0.100000000	-80.08
SALT WATER DISPOSAL	3 BEAR DELAWARE OPERATIN	-26,557.42	0.100000000	-2,655.74
SITE RESTORATION & EXCAVATION	SUNDANCE SERVICES WEST I	-1,110.68	0.100000000	-111.07
WELL SERVICE & REPAIR	STONE OILFIELD SERVICE INC	-1,486.49	0.100000000	-148.65
Total Lease Operating Expense Cost		-99,744.76		-9,974.46

Lease Operating Expense

CHEMICALS-WATER TREATING	EPDI	776.18	0.100000000	77.62
CHEMICALS-WATER TREATING	EPDI	517.45	0.100000000	51.75
CHEMICALS-WATER TREATING	EPDI	437.84	0.100000000	43.78
COMPANY SUPERVISION	MEWBOURNE OIL COMPANY	1,200.00	0.100000000	120.00
COMPANY SUPERVISION	MEWBOURNE OIL COMPANY	1,800.00	0.100000000	180.00
COMPANY SUPERVISION	MEWBOURNE OIL COMPANY	600.00	0.100000000	60.00
CONTRACT SUPERVISION	PACE OILFIELD SERVICES INC	4,047.32	0.100000000	404.73
CONTRACT SUPERVISION	PACE OILFIELD SERVICES INC	4,047.32	0.100000000	404.73
CONTRACT SUPERVISION	PACE OILFIELD SERVICES INC	4,047.32	0.100000000	404.73
CONTRACT SUPERVISION	PACE OILFIELD SERVICES INC	4,047.32	0.100000000	404.73
CONTRACT SUPERVISION	PACE OILFIELD SERVICES INC	2,312.75	0.100000000	231.27
EMISSIONS CONTROL EQUIPMENT MAINTENANCE	AUTOMATED WELLHEAD COM	966.79	0.100000000	96.68
GATHERING/TREATING/DEHYDRATION	ATCHAFALAYA MEASUREMEN	2,531.84	0.100000000	253.19
LEASE & FACILITY	MEWBOURNE OIL COMPANY	725.00	0.100000000	72.50
LEASE & FACILITY	MEWBOURNE OIL COMPANY	1,087.50	0.100000000	108.75
LEASE & FACILITY	MEWBOURNE OIL COMPANY	725.00	0.100000000	72.50
LEASE & FACILITY	MEWBOURNE OIL COMPANY	1,087.50	0.100000000	108.75
LEASE & FACILITY	MEWBOURNE OIL COMPANY	725.00	0.100000000	72.50

## MEWBOURNE OIL COMPANY

SIANA OIL & GAS CO, LLC  
TOM M RAGSDALE  
P O BOX 2246  
CONROE, TX 77305

INVOICE NO.: 202106-22975  
INVOICE DATE: 6-30-2021  
OWNER: 035904-1  
BILLING FOR: June 2021

REFERENCE/DESCRIPTION OF CHARGES		GROSS CHARGES	WORKING INTEREST	NET CHARGE
LEASE & FACILITY MAINTENANCE	MEWBOURNE OIL COMPANY	118.95	0.100000000	11.90
LEASE & FACILITY MAINTENANCE	GARNER PUMP & SUPPLY INC	361.38	0.100000000	36.13
LEASE & FACILITY MAINTENANCE	GARNER PUMP & SUPPLY INC	287.59	0.100000000	28.77
LEASE & FACILITY MAINTENANCE	GARNER PUMP & SUPPLY INC	3.75	0.100000000	0.38
LEASE & FACILITY MAINTENANCE	TURNCO ENTERPRISES LLC	315.00	0.100000000	31.50
LEASE & FACILITY MAINTENANCE	TURNCO ENTERPRISES LLC	600.00	0.100000000	60.00
LEASE & FACILITY MAINTENANCE	TURNCO ENTERPRISES LLC	300.00	0.100000000	30.00
LEASE & FACILITY MAINTENANCE	TURNCO ENTERPRISES LLC	200.00	0.100000000	20.00
LEASE & FACILITY MAINTENANCE	TURNCO ENTERPRISES LLC	420.00	0.100000000	42.00
LEASE & FACILITY MAINTENANCE	TRINITY OILFIELD SERVICES &	295.40	0.100000000	29.54
LEASE & FACILITY MAINTENANCE	TRINITY OILFIELD SERVICES &	371.88	0.100000000	37.19
LEASE & FACILITY MAINTENANCE	H-M TRUCKING LLC	431.58	0.100000000	43.16
LEASE & FACILITY MAINTENANCE	EP&S LLC	10.12	0.100000000	1.01
MISCELLANEOUS EQUIPMENT RENTAL	D&H TRUCKING	3,325.24	0.100000000	332.53
MISCELLANEOUS EQUIPMENT RENTAL	D&H TRUCKING	3,436.08	0.100000000	343.61
OVERHEAD-FIXED RATE	MEWBOURNE OIL COMPANY	889.09	0.100000000	88.91
PUMPING	MEWBOURNE OIL COMPANY	900.00	0.100000000	90.00
PUMPING	MEWBOURNE OIL COMPANY	900.00	0.100000000	90.00
RENTAL SERVICES	USA COMPRESSION PARTNER	4,747.51	0.100000000	474.75
RENTAL SERVICES	MESA NATURAL GAS SolutiC	3,390.85	0.100000000	339.08
SALT WATER DISPOSAL	3J TRUCKING LLC	682.21	0.100000000	68.22
SALT WATER DISPOSAL	EXCALIBUR OILFIELD SERVIC	797.34	0.100000000	79.73
SALT WATER DISPOSAL	3 BEAR DELAWARE OPERATIN	11,637.73	0.100000000	1,163.77
Total Lease Operating Expense Cost		66,103.83		6,610.39
62948000-30 SUBTOTAL		-33,640.93		-3,364.07
PROPERTY 62948000 TOTAL		-271,157.35		-27,115.71
62948000PREPAYMENTS				-8,111.71
PROPERTY: 62958000 62958000-20 GAZELLE 22 B3MD FED COM 1H				
Equipment Beyond Wellhead				
ELECTRICAL INSTALLATIONS	INGRAM PROFESSIONAL SERV	1,335.59	0.196991940	263.09
Total Equipment Beyond Wellhead Cost		1,335.59		263.09
62958000-20 SUBTOTAL		1,335.59		263.09
PROPERTY: 62958000 62958000-30 GAZELLE 22 B3MD FED COM 1H				
Lease Operating Expense				
AUTOMATION MAINTENANCE	AMERICAN MILLENNIUM COR	16.06	0.196991940	3.16
AUTOMATION MAINTENANCE	INGRAM PROFESSIONAL SERV	339.93	0.196991940	66.97
AUTOMATION MAINTENANCE	TANKLOGIX LLC	4.66	0.196991940	0.92
CHEMICALS-WATER TREATING	CRAIN HOT OIL SERVICE LLC	142.35	0.196991940	28.04
CHEMICALS-WATER TREATING	EXCALIBUR OILFIELD SERVIC	44.54	0.196991940	8.78
CHEMICALS-WATER TREATING	EPDI	124.23	0.196991940	24.47



## MEWBOURNE OIL COMPANY

Page 22

SIANA OIL & GAS CO, LLC  
TOM M RAGSDALE  
P O BOX 2246  
CONROE, TX 77305

INVOICE NO.: 202106-22975

INVOICE DATE: 6-30-2021

OWNER: 035904-1

BILLING FOR: June 2021

REFERENCE/DESCRIPTION OF CHARGES		GROSS CHARGES	WORKING INTEREST	NET CHARGE
CHEMICALS-WATER TREATING	EPDI	124.23	0.196991940	24.47
CHEMICALS-WATER TREATING	EPDI	32.21	0.196991940	6.34
COMPANY SUPERVISION	MEWBOURNE OIL COMPANY	300.00	0.196991940	59.10
EMISSIONS CONTROL EQUIPMENT MAINTENANCE	G&A FABRICATION LLC	885.75	0.196991940	174.49
EMISSIONS CONTROL EQUIPMENT MAINTENANCE	G&A FABRICATION LLC	76.19	0.196991940	15.01
EMISSIONS CONTROL EQUIPMENT MAINTENANCE	G&A FABRICATION LLC	76.19	0.196991940	15.01
EMISSIONS CONTROL EQUIPMENT MAINTENANCE	G&A FABRICATION LLC	577.84	0.196991940	113.83
EMISSIONS CONTROL EQUIPMENT MAINTENANCE	G&A FABRICATION LLC	204.85	0.196991940	40.35
EMISSIONS CONTROL EQUIPMENT MAINTENANCE	G&A FABRICATION LLC	362.68	0.196991940	71.44
FUEL/ POWER / ELECTRICAL	XCEL ENERGY	300.93	0.196991940	59.28
FUEL/ POWER / ELECTRICAL	PILOT THOMAS LOGISTICS LLC	38.34	0.196991940	7.55
FUEL/ POWER / ELECTRICAL	PILOT THOMAS LOGISTICS LLC	82.77	0.196991940	16.31
FUEL/ POWER / ELECTRICAL	PILOT THOMAS LOGISTICS LLC	103.69	0.196991940	20.43
FUEL/ POWER / ELECTRICAL	PILOT THOMAS LOGISTICS LLC	64.46	0.196991940	12.70
FUEL/ POWER / ELECTRICAL	PILOT THOMAS LOGISTICS LLC	71.41	0.196991940	14.06
FUEL/ POWER / ELECTRICAL	PILOT THOMAS LOGISTICS LLC	161.60	0.196991940	31.84
LEASE & FACILITY	MEWBOURNE OIL COMPANY	181.25	0.196991940	35.71
LEASE & FACILITY	MEWBOURNE OIL COMPANY	362.50	0.196991940	71.41
LEASE & FACILITY	MEWBOURNE OIL COMPANY	362.50	0.196991940	71.41
LEASE & FACILITY MAINTENANCE	MEWBOURNE OIL COMPANY	118.95	0.196991940	23.43
LEASE & FACILITY MAINTENANCE	MPS ENTERPRISES INC	108.95	0.196991940	21.47
LEASE & FACILITY MAINTENANCE	MPS ENTERPRISES INC	32.03	0.196991940	6.32
LEASE & FACILITY MAINTENANCE	TURNCO ENTERPRISES LLC	11.25	0.196991940	2.22
LEASE & FACILITY MAINTENANCE	TURNCO ENTERPRISES LLC	183.75	0.196991940	36.20
LEASE & FACILITY MAINTENANCE	TURNCO ENTERPRISES LLC	131.25	0.196991940	25.85
LEASE & FACILITY MAINTENANCE	TURNCO ENTERPRISES LLC	157.50	0.196991940	31.03
LEASE & FACILITY MAINTENANCE	TURNCO ENTERPRISES LLC	175.00	0.196991940	34.47
LEASE & FACILITY MAINTENANCE	TURNCO ENTERPRISES LLC	125.00	0.196991940	24.62
LEASE & FACILITY MAINTENANCE	TURNCO ENTERPRISES LLC	125.00	0.196991940	24.62
LEASE & FACILITY MAINTENANCE	EP&S LLC	47.85	0.196991940	9.42
LEASE & FACILITY MAINTENANCE	EP&S LLC	35.91	0.196991940	7.07
LEASE & FACILITY MAINTENANCE	EP&S LLC	43.34	0.196991940	8.54
LEASE & FACILITY MAINTENANCE	TNT SPECIALTIES DBA TNT OIL	6.25	0.196991940	1.23
MISCELLANEOUS EQUIPMENT RENTAL	MEWBOURNE OIL COMPANY	243.04	0.196991940	47.88
OVERHEAD-FIXED RATE	MEWBOURNE OIL COMPANY	889.09	0.196991940	175.14
PRIME MOVER / PUMP MAINTENANCE	HR COMPRESSION & SERVICES	59.68	0.196991940	11.76
PRIME MOVER / PUMP MAINTENANCE	HR COMPRESSION & SERVICES	841.22	0.196991940	165.71
PUMPING	MEWBOURNE OIL COMPANY	900.00	0.196991940	177.30
PUMPING	MEWBOURNE OIL COMPANY	450.00	0.196991940	88.65
RENTAL SERVICES	PRESTIGE EQUIPMENT RENTAL	306.64	0.196991940	60.40
RENTAL SERVICES	PRESTIGE EQUIPMENT RENTAL	316.82	0.196991940	62.41
RENTAL SERVICES	KODIAK GAS SERVICES LLC	4,917.51	0.196991940	968.71

## MEWBOURNE OIL COMPANY

Page 23

SIANA OIL & GAS CO, LLC  
TOM M RAGSDALE  
P O BOX 2246  
CONROE, TX 77305

INVOICE NO.: 202106-22975  
INVOICE DATE: 6-30-2021  
OWNER: 035904-1  
BILLING FOR: June 2021

REFERENCE/DESCRIPTION OF CHARGES	GROSS CHARGES	WORKING INTEREST	NET CHARGE
SALT WATER DISPOSAL OWL SWD OPERATING LLC	2,505.93	0.196991940	493.64
SALT WATER DISPOSAL OWL SWD OPERATING LLC	4,881.40	0.196991940	961.60
SALT WATER DISPOSAL OWL SWD OPERATING LLC	1,387.03	0.196991940	273.23
SALT WATER DISPOSAL NGL WATER SOLUTIONS PERM	3,782.18	0.196991940	745.05
SALT WATER DISPOSAL LIMESTONE BASIN PROPERTIE	86.57	0.196991940	17.05
Total Lease Operating Expense Cost	27,910.30		5,498.10

62958000-30 SUBTOTAL

27,910.30

5,498.10

PROPERTY 62958000 TOTAL

29,245.89

5,761.19

PROPERTY: 72076000 72076000-20 INLAND 26/23 B2OJ STATE COM 1H

Intangible Well Cost

COMPLETION / WORKOVER RIG	L & R WELL SERVICE INC	4,974.74	0.100000000	497.47
EQUIPMENT RENTAL	WEATHERFORD US LP	925.72	0.100000000	92.57
EQUIPMENT RENTAL	DIVINE ENERGY SERVICES LL	1,946.66	0.100000000	194.67
EQUIPMENT RENTAL	DIVINE ENERGY SERVICES LL	90.79	0.100000000	9.08
EQUIPMENT RENTAL	DIVINE ENERGY SERVICES LL	1,557.33	0.100000000	155.73
MISC. AIR & PUMPING SERVICES	L & E SERVICES LLC	2,405.25	0.100000000	240.53
Total Intangible Well Cost Cost		11,900.49		1,190.05

Tangible Well Cost

SUBSURFACE EQUIP. & ARTIFICIAL LIFT SYSTEMS	HUDSON PACKER COMPANY I	6,963.75	0.100000000	696.38
SUBSURFACE EQUIP. & ARTIFICIAL LIFT SYSTEMS	FLOWCO PRODUCTION SOLUT	9,368.40	0.100000000	936.84
TUBING	PETROSMITH EQUIPMENT LP	98,473.25	0.100000000	9,847.33
TUBING HEAD & UPPER SECTION	MEWBOURNE OIL COMPANY	-14,420.25	0.100000000	-1,442.03
TUBING HEAD & UPPER SECTION	DIVINE WIRELINE SOLUTIONS	1,533.19	0.100000000	153.32
Total Tangible Well Cost Cost		101,918.34		10,191.84

Equipment Beyond Wellhead

AUTOMATION METERING EQUIPMENT	COHERENT TECHNOLOGIES IN	5,023.90	0.100000000	502.39
PRODUCTION EQUIP INSTALLATION	G&A FABRICATION LLC	3,380.39	0.100000000	338.04
PRODUCTION EQUIP INSTALLATION	G&A FABRICATION LLC	2,063.83	0.100000000	206.38
PRODUCTION EQUIP INSTALLATION	G&A FABRICATION LLC	1,401.10	0.100000000	140.11
Total Equipment Beyond Wellhead Cost		11,869.22		1,186.92

72076000-20 SUBTOTAL

125,688.05

12,568.81

PROPERTY: 72076000 72076000-30 INLAND 26/23 B2OJ STATE COM 1H

Lease Operating Expense

CHEMICALS-WATER TREATING	EPDI	655.16	0.100000000	65.52
CHEMICALS-WATER TREATING	EPDI	436.78	0.100000000	43.68
CHEMICALS-WATER TREATING	EPDI	369.58	0.100000000	36.96
COMPANY SUPERVISION	MEWBOURNE OIL COMPANY	1,200.00	0.100000000	120.00
COMPANY SUPERVISION	MEWBOURNE OIL COMPANY	1,800.00	0.100000000	180.00
COMPANY SUPERVISION	MEWBOURNE OIL COMPANY	600.00	0.100000000	60.00
COMPANY SUPERVISION	MEWBOURNE OIL COMPANY	1,200.00	0.100000000	120.00

## MEWBOURNE OIL COMPANY

Page 24

SIANA OIL & GAS CO, LLC  
TOM M RAGSDALE  
P O BOX 2246  
CONROE, TX 77305

INVOICE NO.: 202106-22975  
INVOICE DATE: 6-30-2021  
OWNER: 035904-1  
BILLING FOR: June 2021

REFERENCE/DESCRIPTION OF CHARGES		GROSS CHARGES	WORKING INTEREST	NET CHARGE
CONTRACT SUPERVISION	PACE OILFIELD SERVICES INC	3,532.20	0.100000000	353.22
CONTRACT SUPERVISION	PACE OILFIELD SERVICES INC	3,532.20	0.100000000	353.22
CONTRACT SUPERVISION	PACE OILFIELD SERVICES INC	3,532.20	0.100000000	353.22
CONTRACT SUPERVISION	PACE OILFIELD SERVICES INC	3,532.20	0.100000000	353.22
CONTRACT SUPERVISION	PACE OILFIELD SERVICES INC	2,018.40	0.100000000	201.84
EMISSIONS CONTROL EQUIPMENT MAINTENANCE	AUTOMATED WELLHEAD COM	966.77	0.100000000	96.68
LEASE & FACILITY	MEWBOURNE OIL COMPANY	1,087.50	0.100000000	108.75
LEASE & FACILITY	MEWBOURNE OIL COMPANY	362.50	0.100000000	36.25
LEASE & FACILITY	MEWBOURNE OIL COMPANY	1,087.50	0.100000000	108.75
LEASE & FACILITY	MEWBOURNE OIL COMPANY	362.50	0.100000000	36.25
LEASE & FACILITY MAINTENANCE	MEWBOURNE OIL COMPANY	118.95	0.100000000	11.90
LEASE & FACILITY MAINTENANCE	GARNER PUMP & SUPPLY INC	361.39	0.100000000	36.13
LEASE & FACILITY MAINTENANCE	GARNER PUMP & SUPPLY INC	287.61	0.100000000	28.77
LEASE & FACILITY MAINTENANCE	GARNER PUMP & SUPPLY INC	3.74	0.100000000	0.38
LEASE & FACILITY MAINTENANCE	K&S OILFIELD SUPPLIES LLC	344.78	0.100000000	34.48
LEASE & FACILITY MAINTENANCE	TURNCO ENTERPRISES LLC	315.00	0.100000000	31.50
LEASE & FACILITY MAINTENANCE	TURNCO ENTERPRISES LLC	600.00	0.100000000	60.00
LEASE & FACILITY MAINTENANCE	TURNCO ENTERPRISES LLC	200.00	0.100000000	20.00
LEASE & FACILITY MAINTENANCE	TURNCO ENTERPRISES LLC	420.00	0.100000000	42.00
LEASE & FACILITY MAINTENANCE	EP&S LLC	10.13	0.100000000	1.01
MISCELLANEOUS EQUIPMENT RENTAL	D&H TRUCKING	3,325.26	0.100000000	332.53
MISCELLANEOUS EQUIPMENT RENTAL	D&H TRUCKING	3,436.09	0.100000000	343.61
OVERHEAD-FIXED RATE	MEWBOURNE OIL COMPANY	889.09	0.100000000	88.91
PUMPING	MEWBOURNE OIL COMPANY	900.00	0.100000000	90.00
PUMPING	MEWBOURNE OIL COMPANY	900.00	0.100000000	90.00
RENTAL SERVICES	USA COMPRESSION PARTNER	4,747.51	0.100000000	474.75
RENTAL SERVICES	MESA NATURAL GAS SOLUTIC	3,390.84	0.100000000	339.08
SALT WATER DISPOSAL	3J TRUCKING LLC	682.20	0.100000000	68.22
SALT WATER DISPOSAL	EXCALIBUR OILFIELD SERVIC	797.33	0.100000000	79.73
SALT WATER DISPOSAL	3 BEAR DELAWARE OPERATIN	22,592.56	0.100000000	2,259.26
Total Lease Operating Expense Cost		70,597.97		7,059.82

72076000-30 SUBTOTAL	70,597.97	7,059.82
PROPERTY 72076000 TOTAL	196,286.02	19,628.63
72076000PREPAYMENTS		-19,628.63

PROPERTY: 72185000 72185000-10 CREEDENCE 21/16 W0FC ST COM 4H

Intangible Well Cost

WELL / LEASE LEGAL	ROD J MACDONALD	1,775.00	0.006363620	11.30
Total Intangible Well Cost Cost		1,775.00		11.30

72185000-10 SUBTOTAL	1,775.00	11.30
PROPERTY: 72185000 72185000-30 CREEDENCE 21/16 W0FC ST COM 4H		

## MEWBOURNE OIL COMPANY

SIANA OIL & GAS CO, LLC  
TOM M RAGSDALE  
P O BOX 2246  
CONROE, TX 77305

INVOICE NO.: 202106-22975

INVOICE DATE: 6-30-2021

OWNER: 035904-1

BILLING FOR: June 2021

REFERENCE/DESCRIPTION OF CHARGES		GROSS CHARGES	WORKING INTEREST	NET CHARGE
<u>Lease Operating Expense</u>				
AUTOMATION MAINTENANCE	TANKLOGIX LLC	82.20	0.006363620	0.52
CHEMICALS-CORROSION TREATING	IMPERATIVE CHEMICAL PART	625.00	0.006363620	3.98
CHEMICALS-WATER TREATING	EPDI	2,722.03	0.006363620	17.32
CHEMICALS-WATER TREATING	EPDI	2,607.97	0.006363620	16.60
COMPANY SUPERVISION	MEWBOURNE OIL COMPANY	300.00	0.006363620	1.91
COMPANY SUPERVISION	MEWBOURNE OIL COMPANY	900.00	0.006363620	5.73
COMPANY SUPERVISION	MEWBOURNE OIL COMPANY	600.00	0.006363620	3.82
CONTRACT SUPERVISION	TURNCO ENTERPRISES LLC	66.25	0.006363620	0.42
CONTRACT SUPERVISION	TURNCO ENTERPRISES LLC	66.25	0.006363620	0.42
CONTRACT SUPERVISION	TURNCO ENTERPRISES LLC	66.25	0.006363620	0.42
CONTRACT SUPERVISION	TURNCO ENTERPRISES LLC	66.25	0.006363620	0.42
CONTRACT SUPERVISION	TURNCO ENTERPRISES LLC	168.75	0.006363620	1.07
CONTRACT SUPERVISION	TURNCO ENTERPRISES LLC	1,685.25	0.006363620	10.72
CONTRACT SUPERVISION	TURNCO ENTERPRISES LLC	168.75	0.006363620	1.07
CONTRACT SUPERVISION	TURNCO ENTERPRISES LLC	1,601.25	0.006363620	10.19
CONTRACT SUPERVISION	TURNCO ENTERPRISES LLC	114.38	0.006363620	0.73
CONTRACT SUPERVISION	TURNCO ENTERPRISES LLC	228.75	0.006363620	1.46
CONTRACT SUPERVISION	TURNCO ENTERPRISES LLC	337.50	0.006363620	2.15
CONTRACT SUPERVISION	TURNCO ENTERPRISES LLC	1,601.25	0.006363620	10.19
CONTRACT SUPERVISION	TURNCO ENTERPRISES LLC	1,038.75	0.006363620	6.61
CONTRACT SUPERVISION	TURNCO ENTERPRISES LLC	228.75	0.006363620	1.46
CONTRACT SUPERVISION	TURNCO ENTERPRISES LLC	1,601.25	0.006363620	10.19
CONTRACT SUPERVISION	TURNCO ENTERPRISES LLC	66.25	0.006363620	0.42
CONTRACT SUPERVISION	TURNCO ENTERPRISES LLC	66.25	0.006363620	0.42
CONTRACT SUPERVISION	TURNCO ENTERPRISES LLC	1,601.25	0.006363620	10.19
CONTRACT SUPERVISION	TURNCO ENTERPRISES LLC	1,601.25	0.006363620	10.19
CONTRACT SUPERVISION	TURNCO ENTERPRISES LLC	800.63	0.006363620	5.10
CONTRACT SUPERVISION	TURNCO ENTERPRISES LLC	800.63	0.006363620	5.10
CONTRACT SUPERVISION	D&H TRUCKING	161.82	0.006363620	1.03
EMISSIONS CONTROL EQUIPMENT MAINTENANCE	STANDARD OIL FIELD SUPPLY	1.13	0.006363620	0.01
EMISSIONS CONTROL EQUIPMENT MAINTENANCE	VAPROX LLC	125.83	0.006363620	0.80
EMISSIONS CONTROL EQUIPMENT MAINTENANCE	AUTOMATED WELLHEAD COM	44.51	0.006363620	0.28
EMISSIONS CONTROL EQUIPMENT MAINTENANCE	AUTOMATED WELLHEAD COM	117.73	0.006363620	0.75
EMISSIONS CONTROL EQUIPMENT MAINTENANCE	AUTOMATED WELLHEAD COM	308.61	0.006363620	1.96
EMISSIONS CONTROL EQUIPMENT MAINTENANCE	AUTOMATED WELLHEAD COM	310.08	0.006363620	1.97
FUEL/ POWER / ELECTRICAL	XCEL ENERGY	4,459.67	0.006363620	28.38
GATHERING/TREATING/DEHYDRATION	GAS WELL SERVICES INC	143.94	0.006363620	0.92
GATHERING/TREATING/DEHYDRATION	MEWBOURNE OIL COMPANY-I	38.01	0.006363620	0.24
LEASE & FACILITY	MEWBOURNE OIL COMPANY	239.25	0.006363620	1.52
LEASE & FACILITY MAINTENANCE	MEWBOURNE OIL COMPANY	118.95	0.006363620	0.76
LEASE & FACILITY MAINTENANCE	STANDARD OIL FIELD SUPPLY	503.49	0.006363620	3.20

## MEWBOURNE OIL COMPANY

SIANA OIL & GAS CO, LLC  
TOM M RAGSDALE  
P O BOX 2246  
CONROE, TX 77305

INVOICE NO.: 202106-22975  
INVOICE DATE: 6-30-2021  
OWNER: 035904-1  
BILLING FOR: June 2021

REFERENCE/DESCRIPTION OF CHARGES		GROSS CHARGES	WORKING INTEREST	NET CHARGE
LEASE & FACILITY MAINTENANCE	JADE CONSTRUCTION LLC	115.04	0.006363620	0.73
LEASE & FACILITY MAINTENANCE	JADE CONSTRUCTION LLC	69.54	0.006363620	0.44
LEASE & FACILITY MAINTENANCE	JADE CONSTRUCTION LLC	83.44	0.006363620	0.53
LEASE & FACILITY MAINTENANCE	TURNCO ENTERPRISES LLC	50.00	0.006363620	0.32
LEASE & FACILITY MAINTENANCE	TURNCO ENTERPRISES LLC	200.00	0.006363620	1.27
LEASE & FACILITY MAINTENANCE	SARGE TRUCKING SERVICES, I	56.51	0.006363620	0.36
LEASE & FACILITY MAINTENANCE	SARGE TRUCKING SERVICES, I	56.51	0.006363620	0.36
OVERHEAD-FIXED RATE	MEWBOURNE OIL COMPANY	807.20	0.006363620	5.14
PUMPING	MEWBOURNE OIL COMPANY	900.00	0.006363620	5.73
PUMPING	MEWBOURNE OIL COMPANY	900.00	0.006363620	5.73
RENTAL SERVICES	KODIAK GAS SERVICES LLC	3,715.83	0.006363620	23.65
SALT WATER DISPOSAL	MEWBOURNE OIL COMPANY	76,696.86	0.006363620	488.07
Total Lease Operating Expense Cost		112,037.04		712.97

72185000-30 SUBTOTAL	112,037.04	712.97
PROPERTY 72185000 TOTAL	113,812.04	724.27
72185000PREPAYMENTS		-724.27

PROPERTY: 72186000 72186000-10 CREEDENCE 21/16 WIFC ST COM 3H

Intangible Well Cost

WELL / LEASE LEGAL	ROD J MACDONALD	1,775.00	0.006363620	11.30
Total Intangible Well Cost Cost		1,775.00		11.30

72186000-10 SUBTOTAL	1,775.00	11.30
PROPERTY: 72186000 72186000-30 CREEDENCE 21/16 WIFC ST COM 3H		

Lease Operating Expense

AUTOMATION MAINTENANCE	TANKLOGIX LLC	82.20	0.006363620	0.52
CHEMICALS-CORROSION TREATING	IMPERATIVE CHEMICAL PART	625.04	0.006363620	3.98
CHEMICALS-WATER TREATING	EPDI	2,722.01	0.006363620	17.32
CHEMICALS-WATER TREATING	EPDI	2,607.95	0.006363620	16.60
COMPANY SUPERVISION	MEWBOURNE OIL COMPANY	300.00	0.006363620	1.91
COMPANY SUPERVISION	MEWBOURNE OIL COMPANY	900.00	0.006363620	5.73
COMPANY SUPERVISION	MEWBOURNE OIL COMPANY	1,200.00	0.006363620	7.64
CONTRACT SUPERVISION	TURNCO ENTERPRISES LLC	66.25	0.006363620	0.42
CONTRACT SUPERVISION	TURNCO ENTERPRISES LLC	66.25	0.006363620	0.42
CONTRACT SUPERVISION	TURNCO ENTERPRISES LLC	66.25	0.006363620	0.42
CONTRACT SUPERVISION	TURNCO ENTERPRISES LLC	66.25	0.006363620	0.42
CONTRACT SUPERVISION	TURNCO ENTERPRISES LLC	168.75	0.006363620	1.07
CONTRACT SUPERVISION	TURNCO ENTERPRISES LLC	1,685.25	0.006363620	10.72
CONTRACT SUPERVISION	TURNCO ENTERPRISES LLC	168.75	0.006363620	1.07
CONTRACT SUPERVISION	TURNCO ENTERPRISES LLC	1,601.25	0.006363620	10.19
CONTRACT SUPERVISION	TURNCO ENTERPRISES LLC	114.37	0.006363620	0.73
CONTRACT SUPERVISION	TURNCO ENTERPRISES LLC	228.75	0.006363620	1.46



## MEWBOURNE OIL COMPANY

SIANA OIL & GAS CO, LLC  
TOM M RAGSDALE  
P O BOX 2246  
CONROE, TX 77305

INVOICE NO.: 202106-22975  
INVOICE DATE: 6-30-2021  
OWNER: 035904-1  
BILLING FOR: June 2021

REFERENCE/DESCRIPTION OF CHARGES		GROSS CHARGES	WORKING INTEREST	NET CHARGE
CONTRACT SUPERVISION	TURNCO ENTERPRISES LLC	337.50	0.006363620	2.15
CONTRACT SUPERVISION	TURNCO ENTERPRISES LLC	1,601.25	0.006363620	10.19
CONTRACT SUPERVISION	TURNCO ENTERPRISES LLC	1,038.75	0.006363620	6.61
CONTRACT SUPERVISION	TURNCO ENTERPRISES LLC	228.75	0.006363620	1.46
CONTRACT SUPERVISION	TURNCO ENTERPRISES LLC	1,601.25	0.006363620	10.19
CONTRACT SUPERVISION	TURNCO ENTERPRISES LLC	66.25	0.006363620	0.42
CONTRACT SUPERVISION	TURNCO ENTERPRISES LLC	66.25	0.006363620	0.42
CONTRACT SUPERVISION	TURNCO ENTERPRISES LLC	1,601.25	0.006363620	10.19
CONTRACT SUPERVISION	TURNCO ENTERPRISES LLC	1,601.25	0.006363620	10.19
CONTRACT SUPERVISION	TURNCO ENTERPRISES LLC	800.62	0.006363620	5.09
CONTRACT SUPERVISION	TURNCO ENTERPRISES LLC	800.62	0.006363620	5.09
CONTRACT SUPERVISION	D&H TRUCKING	161.81	0.006363620	1.03
EMISSIONS CONTROL EQUIPMENT MAINTENANCE	STANDARD OIL FIELD SUPPLY	1.12	0.006363620	0.01
EMISSIONS CONTROL EQUIPMENT MAINTENANCE	VAPROX LLC	125.82	0.006363620	0.80
EMISSIONS CONTROL EQUIPMENT MAINTENANCE	AUTOMATED WELLHEAD COM	44.49	0.006363620	0.28
EMISSIONS CONTROL EQUIPMENT MAINTENANCE	AUTOMATED WELLHEAD COM	117.71	0.006363620	0.75
EMISSIONS CONTROL EQUIPMENT MAINTENANCE	AUTOMATED WELLHEAD COM	308.60	0.006363620	1.96
EMISSIONS CONTROL EQUIPMENT MAINTENANCE	AUTOMATED WELLHEAD COM	310.00	0.006363620	1.97
FUEL/ POWER / ELECTRICAL	XCEL ENERGY	4,080.27	0.006363620	25.97
GATHERING/TREATING/DEHYDRATION	GAS WELL SERVICES INC	143.94	0.006363620	0.92
GATHERING/TREATING/DEHYDRATION	MEWBOURNE OIL COMPANY-I	38.01	0.006363620	0.24
LEASE & FACILITY	MEWBOURNE OIL COMPANY	181.25	0.006363620	1.15
LEASE & FACILITY	MEWBOURNE OIL COMPANY	239.25	0.006363620	1.52
LEASE & FACILITY MAINTENANCE	MEWBOURNE OIL COMPANY	118.95	0.006363620	0.76
LEASE & FACILITY MAINTENANCE	STANDARD OIL FIELD SUPPLY	503.47	0.006363620	3.20
LEASE & FACILITY MAINTENANCE	JADE CONSTRUCTION LLC	115.02	0.006363620	0.73
LEASE & FACILITY MAINTENANCE	JADE CONSTRUCTION LLC	69.53	0.006363620	0.44
LEASE & FACILITY MAINTENANCE	JADE CONSTRUCTION LLC	83.44	0.006363620	0.53
LEASE & FACILITY MAINTENANCE	TURNCO ENTERPRISES LLC	50.00	0.006363620	0.32
LEASE & FACILITY MAINTENANCE	SARGE TRUCKING SERVICES, I	56.51	0.006363620	0.36
LEASE & FACILITY MAINTENANCE	SARGE TRUCKING SERVICES, I	56.51	0.006363620	0.36
OVERHEAD-FIXED RATE	MEWBOURNE OIL COMPANY	807.20	0.006363620	5.14
PUMPING	MEWBOURNE OIL COMPANY	900.00	0.006363620	5.73
PUMPING	MEWBOURNE OIL COMPANY	900.00	0.006363620	5.73
RENTAL SERVICES	KODIAK GAS SERVICES LLC	3,715.82	0.006363620	23.65
SALT WATER DISPOSAL	MEWBOURNE OIL COMPANY	64,658.11	0.006363620	411.46
Total Lease Operating Expense Cost		100,199.89		637.63
72186000-30 SUBTOTAL		100,199.89		637.63
PROPERTY 72186000 TOTAL		101,974.89		648.93
72186000PREPAYMENTS				-648.93
PROPERTY: 72310000 72310000-20 IBEX 15/10 B1PA FED COM 2H				

## MEWBOURNE OIL COMPANY

SIANA OIL & GAS CO, LLC  
TOM M RAGSDALE  
P O BOX 2246  
CONROE, TX 77305

INVOICE NO.: 202106-22975

INVOICE DATE: 6-30-2021

OWNER: 035904-1

BILLING FOR: June 2021

REFERENCE/DESCRIPTION OF CHARGES		GROSS CHARGES	WORKING INTEREST	NET CHARGE
<u>Tangible Well Cost</u>				
TUBING HEAD & UPPER SECTION	MEWBOURNE OIL COMPANY	-14,420.25	0.000539020	-7.77
Total Tangible Well Cost Cost		-14,420.25		-7.77
<u>Equipment Beyond Wellhead</u>				
AUTOMATION METERING EQUIPMENT	MEWBOURNE OIL COMPANY	952.16	0.000539020	0.51
ELECTRICAL INSTALLATIONS	INGRAM PROFESSIONAL SERV	9,667.13	0.000539020	5.21
Total Equipment Beyond Wellhead Cost		10,619.29		5.72
<b>72310000-20 SUBTOTAL</b>		<b>-3,800.96</b>	<b>-2.05</b>	
<b>PROPERTY: 72310000 72310000-30 IBEX 15/10 B1PA FED COM 2H</b>				
<u>Lease Operating Expense</u>				
AUTOMATION MAINTENANCE	INGRAM PROFESSIONAL SERV	339.92	0.000539020	0.18
AUTOMATION MAINTENANCE	TANKLOGIX LLC	4.66	0.000539020	0.00
AUTOMATION MAINTENANCE	TANKLOGIX LLC	1,692.32	0.000539020	0.91
AUTOMATION MAINTENANCE	TANKLOGIX LLC	1,515.98	0.000539020	0.82
AUTOMATION MAINTENANCE	TANKLOGIX LLC	585.87	0.000539020	0.31
CHEMICALS-WATER TREATING	CRAIN HOT OIL SERVICE LLC	142.23	0.000539020	0.08
CHEMICALS-WATER TREATING	EXCALIBUR OILFIELD SERVIC	435.64	0.000539020	0.23
CHEMICALS-WATER TREATING	EPDI	1,215.11	0.000539020	0.65
CHEMICALS-WATER TREATING	EPDI	1,215.11	0.000539020	0.65
CHEMICALS-WATER TREATING	EPDI	315.02	0.000539020	0.17
CONTRACT SUPERVISION	SUNDOWN ENVIRO LLC	2,642.50	0.000539020	1.42
CONTRACT SUPERVISION	SUNDOWN ENVIRO LLC	2,642.50	0.000539020	1.42
EMISSIONS CONTROL EQUIPMENT MAINTENANCE	GARNER PUMP & SUPPLY INC	171.47	0.000539020	0.10
EMISSIONS CONTROL EQUIPMENT MAINTENANCE	AUTOMATED WELLHEAD COM	115.52	0.000539020	0.06
FUEL/ POWER / ELECTRICAL	XCEL ENERGY	2,271.56	0.000539020	1.22
FUEL/ POWER / ELECTRICAL	PILOT THOMAS LOGISTICS LL	277.41	0.000539020	0.15
FUEL/ POWER / ELECTRICAL	PILOT THOMAS LOGISTICS LL	82.77	0.000539020	0.04
FUEL/ POWER / ELECTRICAL	PILOT THOMAS LOGISTICS LL	103.69	0.000539020	0.06
FUEL/ POWER / ELECTRICAL	PILOT THOMAS LOGISTICS LL	466.53	0.000539020	0.25
FUEL/ POWER / ELECTRICAL	PILOT THOMAS LOGISTICS LL	516.79	0.000539020	0.28
FUEL/ POWER / ELECTRICAL	PILOT THOMAS LOGISTICS LL	161.60	0.000539020	0.09
GATHERING/TREATING/DEHYDRATION	LEGACY SAFETY AND CONSUM	102.87	0.000539020	0.06
LEASE & FACILITY	MEWBOURNE OIL COMPANY	725.00	0.000539020	0.39
LEASE & FACILITY	MEWBOURNE OIL COMPANY	362.50	0.000539020	0.20
LEASE & FACILITY MAINTENANCE	MEWBOURNE OIL COMPANY	118.95	0.000539020	0.06
LEASE & FACILITY MAINTENANCE	GARNER PUMP & SUPPLY INC	287.59	0.000539020	0.16
LEASE & FACILITY MAINTENANCE	GARNER PUMP & SUPPLY INC	3.74	0.000539020	0.00
LEASE & FACILITY MAINTENANCE	K&S OILFIELD SUPPLIES LLC	35.08	0.000539020	0.02
LEASE & FACILITY MAINTENANCE	MPS ENTERPRISES INC	813.47	0.000539020	0.44
LEASE & FACILITY MAINTENANCE	MPS ENTERPRISES INC	239.17	0.000539020	0.13
LEASE & FACILITY MAINTENANCE	BLADE SERVICES LLC	3,288.95	0.000539020	1.77

## MEWBOURNE OIL COMPANY

Page 29

SIANA OIL & GAS CO, LLC  
TOM M RAGSDALE  
P O BOX 2246  
CONROE, TX 77305

INVOICE NO.: 202106-22975  
INVOICE DATE: 6-30-2021  
OWNER: 035904-1  
BILLING FOR: June 2021

REFERENCE/DESCRIPTION OF CHARGES		GROSS CHARGES	WORKING INTEREST	NET CHARGE
LEASE & FACILITY MAINTENANCE	TURNCO ENTERPRISES LLC	157.50	0.000539020	0.08
LEASE & FACILITY MAINTENANCE	TURNCO ENTERPRISES LLC	11.25	0.000539020	0.01
LEASE & FACILITY MAINTENANCE	TURNCO ENTERPRISES LLC	420.00	0.000539020	0.23
LEASE & FACILITY MAINTENANCE	TURNCO ENTERPRISES LLC	200.00	0.000539020	0.11
LEASE & FACILITY MAINTENANCE	INGRAM PROFESSIONAL SERV	80.56	0.000539020	0.04
LEASE & FACILITY MAINTENANCE	TRINITY OILFIELD SERVICES &	189.90	0.000539020	0.10
LEASE & FACILITY MAINTENANCE	TNT SPECIALTIES DBA TNT OI	6.25	0.000539020	0.00
MISCELLANEOUS EQUIPMENT RENTAL	MEWBOURNE OIL COMPANY	243.04	0.000539020	0.13
MISCELLANEOUS EQUIPMENT RENTAL	GARNER PUMP & SUPPLY INC	116.42	0.000539020	0.06
MISCELLANEOUS EQUIPMENT RENTAL	D&H TRUCKING	809.06	0.000539020	0.44
MISCELLANEOUS EQUIPMENT RENTAL	D&H TRUCKING	53.94	0.000539020	0.03
OVERHEAD-FIXED RATE	MEWBOURNE OIL COMPANY	889.09	0.000539020	0.48
PRIME MOVER / PUMP MAINTENANCE	HR COMPRESSION & SERVICE	431.85	0.000539020	0.23
PUMPING	MEWBOURNE OIL COMPANY	900.00	0.000539020	0.49
PUMPING	MEWBOURNE OIL COMPANY	900.00	0.000539020	0.49
RENTAL SERVICES	PRESTIGE EQUIPMENT RENTA	306.63	0.000539020	0.17
RENTAL SERVICES	PRESTIGE EQUIPMENT RENTA	316.81	0.000539020	0.17
RENTAL SERVICES	TOTAL OPERATIONS & PRODU	4,874.08	0.000539020	2.63
SALT WATER DISPOSAL	OWL SWD OPERATING LLC	30,844.32	0.000539020	16.63
SALT WATER DISPOSAL	OWL SWD OPERATING LLC	23,943.59	0.000539020	12.91
SALT WATER DISPOSAL	OWL SWD OPERATING LLC	14,005.06	0.000539020	7.55
SALT WATER DISPOSAL	H-M TRUCKING LLC	687.83	0.000539020	0.37
SALT WATER DISPOSAL	NGL WATER SOLUTIONS PERM	18,619.98	0.000539020	10.04
SALT WATER DISPOSAL	LIMESTONE BASIN PROPERTIE	874.20	0.000539020	0.47
SITE RESTORATION & EXCAVATION	SUNDANCE SERVICES WEST IT	329.98	0.000539020	0.18
WELL EQUIPMENT-SURFACE	DIVINE WIRELINE SOLUTIONS	3,263.12	0.000539020	1.76
Total Lease Operating Expense Cost		126,365.98		68.12
<b>72310000-30 SUBTOTAL</b>		<b>126,365.98</b>	<b>68.12</b>	
<b>PROPERTY 72310000 TOTAL</b>		<b>122,565.02</b>	<b>66.07</b>	
<b>PROPERTY: 72580000 72580000-30 OXY BYPASS 16 STATE 1</b>				
<u>Lease Operating Expense</u>				
COMPANY SUPERVISION	MEWBOURNE OIL COMPANY	59.36	0.126000000	7.48
Total Lease Operating Expense Cost		59.36		7.48
<b>72580000-30 SUBTOTAL</b>		<b>59.36</b>	<b>7.48</b>	
<b>PROPERTY 72580000 TOTAL</b>		<b>59.36</b>	<b>7.48</b>	

**MEWBOURNE OIL COMPANY**

MEWBOURNE OIL COMPANY  
P O BOX 7698  
TYLER, TX 75711-7698

TOM M RAGSDALE  
400 N SAM HOUSTON PARKWAY EAST  
SUITE 601  
HOUSTON, TX 77060

INVOICE NO.: 202101-13344

INVOICE DATE: 1-31-2021

OWNER: 035904-1

BILLING FOR: January 2021

**BALANCE FORWARD**

17,135.79

<b>CURRENT PERIOD ADJUSTMENT</b>					<b>AMOUNT</b>
<b>NETTING FROM REVENUE</b>					
INVOICE #: 202012-11537 INVOICE DATE: 01/13/2021					-17,135.79
<b>TOTAL CURRENT PERIOD ADJUSTMENT</b>					<b>-17,135.79</b>
<b>CURRENT CHARGES</b>		<b>GROSS</b>	<b>INTEREST</b>	<b>NET</b>	
62390000 - PRONGHORN 15 B3BO FED COM 1H	TIER : 3 0	27,059.63	0.0683747500	1,850.18	
62391000 - PRONGHORN 15 B3CN FED COM 1H	TIER : 3 0	30,362.54	0.0683747500	2,076.05	
62392000 - PRONGHORN 15 B3DM FED COM 1H	TIER : 3 0	26,680.95	0.0683747500	1,824.31	
62774000 - IBEX 10 B3MD FED COM 1H	TIER : 3 0	32,200.45	0.0527536400	1,698.66	
62775000 - IBEX 10 B3NC FED COM 1H	TIER : 3 0	26,887.76	0.0527536400	1,418.42	
62776000 - IBEX 10 B3OB FED COM 1H	TIER : 3 0	20,163.21	0.0322507100	650.28	
62906000 - GAZELLE 22 B2MD FED COM 2H	TIER : 2 0	155.35	0.1969919400	30.61	
62906000 - GAZELLE 22 B2MD FED COM 2H	TIER : 3 0	21,946.07	0.1969919400	4,323.20	
62915000 - CREEDENCE 21/16 W0ED ST COM 2H	TIER : 2 0	776.75	0.0063636200	4.94	
62915000 - CREEDENCE 21/16 W0ED ST COM 2H	TIER : 3 0	115,587.79	0.0063636200	735.56	
62916000 - CREEDENCE 21/16 W1ED ST COM 1H	TIER : 2 0	776.75	0.0063636200	4.94	
62916000 - CREEDENCE 21/16 W1ED ST COM 1H	TIER : 3 0	92,754.92	0.0063636200	590.24	
62958000 - GAZELLE 22 B3MD FED COM 1H	TIER : 3 0	26,741.33	0.1969919400	5,267.85	
72185000 - CREEDENCE 21/16 W0FC ST COM 4H	TIER : 1 0	3,066.14	0.0063636200	19.51	
72185000 - CREEDENCE 21/16 W0FC ST COM 4H	TIER : 2 0	548,376.37	0.0063636200	3,489.73	
72185000 - CREEDENCE 21/16 W0FC ST COM 4H	TIER : 3 0	132,824.48	0.0063636200	845.17	
72186000 - CREEDENCE 21/16 W1FC ST COM 3H	TIER : 1 0	3,220.78	0.0063636200	20.50	
72186000 - CREEDENCE 21/16 W1FC ST COM 3H	TIER : 2 0	626,368.40	0.0063636200	3,986.04	
72186000 - CREEDENCE 21/16 W1FC ST COM 3H	TIER : 3 0	129,649.80	0.0063636200	824.98	
72310000 - IBEX 15/10 B1PA FED COM 2H	TIER : 1 0	118,419.99	0.0005390200	63.83	
72310000 - IBEX 15/10 B1PA FED COM 2H	TIER : 2 0	1,610,122.80	0.0005390200	867.87	
72310000 - IBEX 15/10 B1PA FED COM 2H	TIER : 3 0	58,023.80	0.0005390200	31.27	
<b>TOTAL CURRENT CHARGES</b>		<b>3,652,166.06</b>		<b>30,624.14</b>	
<b>APPLIED ADVANCES</b>					
72185000 - CREEDENCE 21/16 W0FC ST COM 4H				-4,354.41	
72186000 - CREEDENCE 21/16 W1FC ST COM 3H				-4,831.52	
<b>APPLIED ADVANCES TOTAL</b>				<b>-9,185.93</b>	
<b>INVOICE TOTAL</b>					<b>21,438.21</b>
<b>OUTSTANDING BALANCE</b>					<b>21,438.21</b>

MEWBOURNE OIL COMPANY

TOM M RAGSDALE  
400 N SAM HOUSTON PARKWAY EAST  
SUITE 601  
HOUSTON, TX 77060

**INVOICE NO.:** 202101-13344  
**INVOICE DATE:** 1-31-2021  
**OWNER:** 035904-1  
**BILLING FOR:** January 2021

PLEASE INDICATE INVOICE# 202101-13344  
AND ACCOUNT# 035904-1  
ON REMITTANCE  
PAYMENT DUE 15 DAYS AFTER RECEIPT OF INVOICE PAYABLE IN US DOLLARS

FOR INQUIRIES, PLEASE CONTACT (903) 561-2900

Netted Owner



## MEWBOURNE OIL COMPANY

TOM M RAGSDALE  
400 N SAM HOUSTON PARKWAY EAST  
SUITE 601  
HOUSTON, TX 77060

INVOICE NO.: 202101-13344  
INVOICE DATE: 1-31-2021  
OWNER: 035904-1  
BILLING FOR: January 2021

REFERENCE/DESCRIPTION OF CHARGES		GROSS CHARGES	WORKING INTEREST	NET CHARGE
PROPERTY: 62390000 62390000-30 PRONGHORN 15 B3BO FED COM 1H				
Lease Operating Expense				
ADVALOREM TAXES	LEA COUNTY TREASURER	622.01	0.068374750	42.53
AUTOMATION MAINTENANCE	AMERICAN MILLENNIUM COR	28.28	0.068374750	1.93
AUTOMATION MAINTENANCE	AMERICAN MILLENNIUM COR	37.55	0.068374750	2.57
AUTOMATION MAINTENANCE	TANKLOGIX LLC	1,319.20	0.068374750	90.20
CHEMICALS-CORROSION TREATING	CATALYST OILFIELD SERVICE	986.42	0.068374750	67.45
CHEMICALS-PARAFFIN CONTROL	CATALYST OILFIELD SERVICE	60.66	0.068374750	4.15
CHEMICALS-PARAFFIN CONTROL	CATALYST OILFIELD SERVICE	121.32	0.068374750	8.29
COMPANY SUPERVISION	MEWBOURNE OIL COMPANY	346.50	0.068374750	23.69
EMISSIONS CONTROL EQUIPMENT MAINTENANCE	G&A FABRICATION LLC	304.72	0.068374750	20.83
FUEL/ POWER / ELECTRICAL	XCEL ENERGY	2,841.64	0.068374750	194.29
GATHERING/TREATING/DEHYDRATION	PRO-KEM INC	187.69	0.068374750	12.83
LEASE & FACILITY MAINTENANCE	GARNER PUMP & SUPPLY INC	266.34	0.068374750	18.21
LEASE & FACILITY MAINTENANCE	GARNER PUMP & SUPPLY INC	26.96	0.068374750	1.85
LEASE & FACILITY MAINTENANCE	TURNCO ENTERPRISES LLC	32.89	0.068374750	2.25
LEASE & FACILITY MAINTENANCE	TRINITY OILFIELD SERVICES &	147.70	0.068374750	10.10
LEASE & FACILITY MAINTENANCE	CATALYST OILFIELD SERVICE	821.53	0.068374750	56.17
MISCELLANEOUS EQUIPMENT RENTAL	MEWBOURNE OIL COMPANY	258.72	0.068374750	17.69
OVERHEAD-FIXED RATE	MEWBOURNE OIL COMPANY	856.29	0.068374750	58.55
PRIME MOVER / PUMP MAINTENANCE	HR COMPRESSION & SERVICE	35.88	0.068374750	2.45
PUMPING	MEWBOURNE OIL COMPANY	850.00	0.068374750	58.12
PUMPING	MEWBOURNE OIL COMPANY	425.00	0.068374750	29.06
RENTAL SERVICES	GRAVITY OILFIELD SERVICES	30.52	0.068374750	2.09
RENTAL SERVICES	TOTAL OPERATIONS & PRODU	4,238.33	0.068374750	289.79
RENTAL SERVICES	TOTAL OPERATIONS & PRODU	4,238.33	0.068374750	289.79
SALT WATER DISPOSAL	OWL SWD OPERATING LLC	5,308.08	0.068374750	362.94
SALT WATER DISPOSAL	LIMESTONE BASIN PROPERTIE	951.20	0.068374750	65.04
SITE RESTORATION & EXCAVATION	SUNDANCE SERVICES WEST II	254.87	0.068374750	17.43
WELL/LEASE INSURANCE	LOCKTON COMPANIES LLC	1,461.00	0.068374750	99.89
Total Lease Operating Expense Cost		27,059.63		1,850.18
62390000-30 SUBTOTAL		27,059.63	1,850.18	
PROPERTY 62390000 TOTAL		27,059.63	1,850.18	
PROPERTY: 62391000 62391000-30 PRONGHORN 15 B3CN FED COM 1H				
Lease Operating Expense				
ADVALOREM TAXES	LEA COUNTY TREASURER	382.72	0.068374750	26.17
CHEMICALS-CORROSION TREATING	CATALYST OILFIELD SERVICE	896.75	0.068374750	61.32
COMPANY SUPERVISION	MEWBOURNE OIL COMPANY	346.50	0.068374750	23.69
COMPRESSOR MAINTENANCE	TRINITY OILFIELD SERVICES &	464.20	0.068374750	31.74
EMISSIONS CONTROL EQUIPMENT MAINTENANCE	G&A FABRICATION LLC	152.36	0.068374750	10.42
EMISSIONS CONTROL EQUIPMENT MAINTENANCE	G&A FABRICATION LLC	152.36	0.068374750	10.42

## MEWBOURNE OIL COMPANY

TOM M RAGSDALE  
400 N SAM HOUSTON PARKWAY EAST  
SUITE 601  
HOUSTON, TX 77060

INVOICE NO.: 202101-13344  
INVOICE DATE: 1-31-2021  
OWNER: 035904-1  
BILLING FOR: January 2021

REFERENCE/DESCRIPTION OF CHARGES		GROSS CHARGES	WORKING INTEREST	NET CHARGE
FUEL/ POWER / ELECTRICAL	XCEL ENERGY	285.14	0.068374750	19.50
GATHERING/TREATING/DEHYDRATION	PRO-KEM INC	402.19	0.068374750	27.50
LEASE & FACILITY MAINTENANCE	GARNER PUMP & SUPPLY INC	26.96	0.068374750	1.85
LEASE & FACILITY MAINTENANCE	TURNCO ENTERPRISES LLC	142.50	0.068374750	9.74
LEASE & FACILITY MAINTENANCE	TURNCO ENTERPRISES LLC	32.88	0.068374750	2.25
LEASE & FACILITY MAINTENANCE	INGRAM PROFESSIONAL SERV	408.10	0.068374750	27.91
LEASE & FACILITY MAINTENANCE	INGRAM PROFESSIONAL SERV	526.91	0.068374750	36.03
LEASE & FACILITY MAINTENANCE	INGRAM PROFESSIONAL SERV	273.73	0.068374750	18.72
LEASE & FACILITY MAINTENANCE	EP&S LLC	1,082.58	0.068374750	74.02
LEASE & FACILITY MAINTENANCE	LIMESTONE BASIN PROPERTIE	1,500.00	0.068374750	102.56
LEASE & FACILITY MAINTENANCE	CATALYST OILFIELD SERVICE	1,619.00	0.068374750	110.70
MISCELLANEOUS EQUIPMENT RENTAL	MEWBOURNE OIL COMPANY	258.72	0.068374750	17.69
OVERHEAD-FIXED RATE	MEWBOURNE OIL COMPANY	856.29	0.068374750	58.55
PRIME MOVER / PUMP MAINTENANCE	HR COMPRESSION & SERVICE	1,208.29	0.068374750	82.62
PRIME MOVER / PUMP MAINTENANCE	HR COMPRESSION & SERVICE	29.90	0.068374750	2.04
PRIME MOVER / PUMP MAINTENANCE	HR COMPRESSION & SERVICE	653.17	0.068374750	44.66
PUMPING	MEWBOURNE OIL COMPANY	850.00	0.068374750	58.12
PUMPING	MEWBOURNE OIL COMPANY	212.50	0.068374750	14.53
RENTAL SERVICES	KODIAK GAS SERVICES LLC	6,024.06	0.068374750	411.89
RENTAL SERVICES	KODIAK GAS SERVICES LLC	6,012.51	0.068374750	411.10
RENTAL SERVICES	GRAVITY OILFIELD SERVICES	25.43	0.068374750	1.74
SALT WATER DISPOSAL	OWL SWD OPERATING LLC	3,848.13	0.068374750	263.11
SALT WATER DISPOSAL	LIMESTONE BASIN PROPERTIE	227.66	0.068374750	15.57
WELL/LEASE INSURANCE	LOCKTON COMPANIES LLC	1,461.00	0.068374750	99.89
Total Lease Operating Expense Cost		30,362.54		2,076.05

62391000-30 SUBTOTAL

30,362.54

2,076.05

PROPERTY 62391000 TOTAL

30,362.54

2,076.05

PROPERTY: 62392000 62392000-30 PRONGHORN 15 B3DM FED COM 1H

Lease Operating Expense

ADVALOREM TAXES	LEA COUNTY TREASURER	413.23	0.068374750	28.25
CHEMICALS-CORROSION TREATING	CATALYST OILFIELD SERVICE	896.75	0.068374750	61.32
CHEMICALS-PARAFFIN CONTROL	CRAIN HOT OIL SERVICE LLC	396.83	0.068374750	27.14
COMPANY SUPERVISION	MEWBOURNE OIL COMPANY	357.00	0.068374750	24.41
EMISSIONS CONTROL EQUIPMENT MAINTENANCE	G&A FABRICATION LLC	152.36	0.068374750	10.42
EMISSIONS CONTROL EQUIPMENT MAINTENANCE	G&A FABRICATION LLC	152.36	0.068374750	10.42
FUEL/ POWER / ELECTRICAL	XCEL ENERGY	2,732.89	0.068374750	186.86
LEASE & FACILITY	MEWBOURNE OIL COMPANY	229.50	0.068374750	15.69
LEASE & FACILITY MAINTENANCE	GARNER PUMP & SUPPLY INC	26.96	0.068374750	1.85
LEASE & FACILITY MAINTENANCE	TURNCO ENTERPRISES LLC	142.50	0.068374750	9.74
LEASE & FACILITY MAINTENANCE	TURNCO ENTERPRISES LLC	32.89	0.068374750	2.25
LEASE & FACILITY MAINTENANCE	INGRAM PROFESSIONAL SERV	408.11	0.068374750	27.91

## MEWBOURNE OIL COMPANY

TOM M RAGSDALE  
400 N SAM HOUSTON PARKWAY EAST  
SUITE 601  
HOUSTON, TX 77060

INVOICE NO.: 202101-13344  
INVOICE DATE: 1-31-2021  
OWNER: 035904-1  
BILLING FOR: January 2021

REFERENCE/DESCRIPTION OF CHARGES		GROSS CHARGES	WORKING INTEREST	NET CHARGE
LEASE & FACILITY MAINTENANCE	INGRAM PROFESSIONAL SERV	526.92	0.068374750	36.03
LEASE & FACILITY MAINTENANCE	INGRAM PROFESSIONAL SERV	273.78	0.068374750	18.72
LEASE & FACILITY MAINTENANCE	LIMESTONE BASIN PROPERTIE	1,500.00	0.068374750	102.56
LEASE & FACILITY MAINTENANCE	CATALYST OILFIELD SERVICE	1,619.00	0.068374750	110.70
MISCELLANEOUS EQUIPMENT RENTAL	MEWBOURNE OIL COMPANY	258.72	0.068374750	17.69
OVERHEAD-FIXED RATE	MEWBOURNE OIL COMPANY	856.32	0.068374750	58.55
PRIME MOVER / PUMP MAINTENANCE	HR COMPRESSION & SERVICE	1,208.31	0.068374750	82.62
PRIME MOVER / PUMP MAINTENANCE	HR COMPRESSION & SERVICE	19.43	0.068374750	1.33
PRIME MOVER / PUMP MAINTENANCE	HR COMPRESSION & SERVICE	653.18	0.068374750	44.66
PUMPING	MEWBOURNE OIL COMPANY	850.00	0.068374750	58.12
PUMPING	MEWBOURNE OIL COMPANY	212.50	0.068374750	14.53
RENTAL SERVICES	GRAVITY OILFIELD SERVICES	16.53	0.068374750	1.13
RENTAL SERVICES	TOTAL OPERATIONS & PRODU	4,238.33	0.068374750	289.79
RENTAL SERVICES	TOTAL OPERATIONS & PRODU	4,238.33	0.068374750	289.79
SALT WATER DISPOSAL	OWL SWD OPERATING LLC	2,532.51	0.068374750	173.16
SALT WATER DISPOSAL	LIMESTONE BASIN PROPERTIE	274.71	0.068374750	18.78
WELL/LEASE INSURANCE	LOCKTON COMPANIES LLC	1,461.00	0.068374750	99.89
Total Lease Operating Expense Cost		26,680.95		1,824.31

62392000-30 SUBTOTAL

26,680.95

1,824.31

PROPERTY 62392000 TOTAL

26,680.95

1,824.31

PROPERTY: 62774000 62774000-30 IBEX 10 B3MD FED COM 1H

Lease Operating Expense

AUTOMATION MAINTENANCE	AMERICAN MILLENNIUM COR	38.91	0.052753640	2.05
AUTOMATION MAINTENANCE	AMERICAN MILLENNIUM COR	25.70	0.052753640	1.36
AUTOMATION MAINTENANCE	TANKLOGIX LLC	1,319.20	0.052753640	69.59
CHEMICALS-CORROSION TREATING	CATALYST OILFIELD SERVICE	896.75	0.052753640	47.31
CHEMICALS-PARAFFIN CONTROL	CRAIN HOT OIL SERVICE LLC	579.15	0.052753640	30.55
COMPANY SUPERVISION	MEWBOURNE OIL COMPANY	357.00	0.052753640	18.83
COMPANY SUPERVISION	MEWBOURNE OIL COMPANY	1,050.00	0.052753640	55.39
EMISSIONS CONTROL EQUIPMENT MAINTENANCE	GARNER PUMP & SUPPLY INC	427.78	0.052753640	22.57
EMISSIONS CONTROL EQUIPMENT MAINTENANCE	G&A FABRICATION LLC	152.36	0.052753640	8.04
EMISSIONS CONTROL EQUIPMENT MAINTENANCE	G&A FABRICATION LLC	194.49	0.052753640	10.26
EMISSIONS CONTROL EQUIPMENT MAINTENANCE	G&A FABRICATION LLC	152.36	0.052753640	8.04
EMISSIONS CONTROL EQUIPMENT MAINTENANCE	TURNCO ENTERPRISES LLC	190.00	0.052753640	10.02
FUEL/ POWER / ELECTRICAL	XCEL ENERGY	453.40	0.052753640	23.92
GATHERING/TREATING/DEHYDRATION	PRO-KEM INC	402.19	0.052753640	21.22
GATHERING/TREATING/DEHYDRATION	PRO-KEM INC	134.06	0.052753640	7.07
LEASE & FACILITY	MEWBOURNE OIL COMPANY	445.50	0.052753640	23.50
LEASE & FACILITY	MEWBOURNE OIL COMPANY	391.50	0.052753640	20.65
LEASE & FACILITY MAINTENANCE	CUSTOM WELDING OF HOBBS	3,576.38	0.052753640	188.66
LEASE & FACILITY MAINTENANCE	GARNER PUMP & SUPPLY INC	143.56	0.052753640	7.57

## MEWBOURNE OIL COMPANY

TOM M RAGSDALE  
400 N SAM HOUSTON PARKWAY EAST  
SUITE 601  
HOUSTON, TX 77060

INVOICE NO.: 202101-13344  
INVOICE DATE: 1-31-2021  
OWNER: 035904-1  
BILLING FOR: January 2021

REFERENCE/DESCRIPTION OF CHARGES		GROSS CHARGES	WORKING INTEREST	NET CHARGE
LEASE & FACILITY MAINTENANCE	GARNER PUMP & SUPPLY INC	26.96	0.052753640	1.42
LEASE & FACILITY MAINTENANCE	BLADE SERVICES LLC	2,572.63	0.052753640	135.71
LEASE & FACILITY MAINTENANCE	MMJ PUMPS, LLC	130.79	0.052753640	6.90
LEASE & FACILITY MAINTENANCE	TURNCO ENTERPRISES LLC	32.88	0.052753640	1.73
LEASE & FACILITY MAINTENANCE	TRINITY OILFIELD SERVICES &	129.24	0.052753640	6.82
LEASE & FACILITY MAINTENANCE	LIMESTONE BASIN PROPERTIE	1,500.00	0.052753640	79.13
LEASE & FACILITY MAINTENANCE	CATALYST OILFIELD SERVICE	266.70	0.052753640	14.07
MISCELLANEOUS EQUIPMENT RENTAL	MEWBOURNE OIL COMPANY	258.72	0.052753640	13.65
OVERHEAD-FIXED RATE	MEWBOURNE OIL COMPANY	881.16	0.052753640	46.48
PRIME MOVER / PUMP MAINTENANCE	HR COMPRESSION & SERVICE	48.58	0.052753640	2.56
PUMPING	MEWBOURNE OIL COMPANY	850.00	0.052753640	44.84
PUMPING	MEWBOURNE OIL COMPANY	425.00	0.052753640	22.42
RENTAL SERVICES	SERVICE COMPRESSION LLC	4,503.23	0.052753640	237.56
RENTAL SERVICES	GRAVITY OILFIELD SERVICES	41.32	0.052753640	2.18
SALT WATER DISPOSAL	OWL SWD OPERATING LLC	5,802.58	0.052753640	306.11
SALT WATER DISPOSAL	LIMESTONE BASIN PROPERTIE	596.72	0.052753640	31.48
SITE RESTORATION & EXCAVATION	NORTHERN DELAWARE BASIN	300.68	0.052753640	15.86
WELL SERVICE & REPAIR	MESA WELL SERVICING LP	1,441.97	0.052753640	76.07
WELL/LEASE INSURANCE	LOCKTON COMPANIES LLC	1,461.00	0.052753640	77.07
Total Lease Operating Expense Cost		32,200.45		1,698.66

62774000-30 SUBTOTAL

32,200.45

1,698.66

PROPERTY 62774000 TOTAL

32,200.45

1,698.66

PROPERTY: 62775000 62775000-30 IBEX 10 B3NC FED COM 1H

Lease Operating Expense

ADVALOREM TAXES	LEA COUNTY TREASURER	382.72	0.052753640	20.19
AUTOMATION MAINTENANCE	AMERICAN MILLENNIUM COR	38.92	0.052753640	2.05
AUTOMATION MAINTENANCE	AMERICAN MILLENNIUM COR	25.70	0.052753640	1.36
AUTOMATION MAINTENANCE	TANKLOGIX LLC	1,319.20	0.052753640	69.59
CHEMICALS-CORROSION TREATING	CATALYST OILFIELD SERVICE	896.75	0.052753640	47.31
CHEMICALS-WATER TREATING	CATALYST OILFIELD SERVICE	896.75	0.052753640	47.31
COMPANY SUPERVISION	MEWBOURNE OIL COMPANY	346.50	0.052753640	18.28
EMISSIONS CONTROL EQUIPMENT MAINTENANCE	GARNER PUMP & SUPPLY INC	427.79	0.052753640	22.57
EMISSIONS CONTROL EQUIPMENT MAINTENANCE	G&A FABRICATION LLC	152.36	0.052753640	8.04
EMISSIONS CONTROL EQUIPMENT MAINTENANCE	G&A FABRICATION LLC	194.53	0.052753640	10.26
EMISSIONS CONTROL EQUIPMENT MAINTENANCE	G&A FABRICATION LLC	152.36	0.052753640	8.04
EMISSIONS CONTROL EQUIPMENT MAINTENANCE	TURNCO ENTERPRISES LLC	190.00	0.052753640	10.02
FUEL/ POWER / ELECTRICAL	XCEL ENERGY	334.62	0.052753640	17.65
LEASE & FACILITY	MEWBOURNE OIL COMPANY	168.75	0.052753640	8.90
LEASE & FACILITY MAINTENANCE	GARNER PUMP & SUPPLY INC	143.58	0.052753640	7.57
LEASE & FACILITY MAINTENANCE	GARNER PUMP & SUPPLY INC	26.96	0.052753640	1.42
LEASE & FACILITY MAINTENANCE	TURNCO ENTERPRISES LLC	32.88	0.052753640	1.73

## MEWBOURNE OIL COMPANY

TOM M RAGSDALE  
400 N SAM HOUSTON PARKWAY EAST  
SUITE 601  
HOUSTON, TX 77060

INVOICE NO.: 202101-13344  
INVOICE DATE: 1-31-2021  
OWNER: 035904-1  
BILLING FOR: January 2021

REFERENCE/DESCRIPTION OF CHARGES		GROSS CHARGES	WORKING INTEREST	NET CHARGE
LEASE & FACILITY MAINTENANCE	TRINITY OILFIELD SERVICES &	129.24	0.052753640	6.82
LEASE & FACILITY MAINTENANCE	LIMESTONE BASIN PROPERTIE	1,500.00	0.052753640	79.13
LEASE & FACILITY MAINTENANCE	CATALYST OILFIELD SERVICE	1,619.00	0.052753640	85.41
MISCELLANEOUS EQUIPMENT RENTAL	MEWBOURNE OIL COMPANY	258.72	0.052753640	13.65
OVERHEAD-FIXED RATE	MEWBOURNE OIL COMPANY	881.16	0.052753640	46.48
PRIME MOVER / PUMP MAINTENANCE	HR COMPRESSION & SERVICE	45.60	0.052753640	2.41
PUMPING	MEWBOURNE OIL COMPANY	850.00	0.052753640	44.84
PUMPING	MEWBOURNE OIL COMPANY	425.00	0.052753640	22.42
RENTAL SERVICES	SERVICE COMPRESSION LLC	4,607.60	0.052753640	243.07
RENTAL SERVICES	SERVICE COMPRESSION LLC	4,607.60	0.052753640	243.07
RENTAL SERVICES	GRAVITY OILFIELD SERVICES	38.78	0.052753640	2.04
SALT WATER DISPOSAL	OWL SWD OPERATING LLC	4,397.32	0.052753640	231.97
SALT WATER DISPOSAL	LIMESTONE BASIN PROPERTIE	336.37	0.052753640	17.75
WELL/LEASE INSURANCE	LOCKTON COMPANIES LLC	1,461.00	0.052753640	77.07
Total Lease Operating Expense Cost		26,887.76		1,418.42
<b>62775000-30 SUBTOTAL</b>		<b>26,887.76</b>	<b>1,418.42</b>	
<b>PROPERTY 62775000 TOTAL</b>		<b>26,887.76</b>	<b>1,418.42</b>	

**PROPERTY: 62776000 62776000-30 IBEX 10 B3OB FED COM 1H**

Lease Operating Expense

ADVALOREM TAXES	LEA COUNTY TREASURER	622.01	0.032250710	20.06
AUTOMATION MAINTENANCE	AMERICAN MILLENNIUM COR	28.28	0.032250710	0.91
AUTOMATION MAINTENANCE	AMERICAN MILLENNIUM COR	37.55	0.032250710	1.21
AUTOMATION MAINTENANCE	TANKLOGIX LLC	1,319.20	0.032250710	42.54
CHEMICALS-CORROSION TREATING	CATALYST OILFIELD SERVICE	986.42	0.032250710	31.81
COMPANY SUPERVISION	MEWBOURNE OIL COMPANY	346.50	0.032250710	11.18
EMISSIONS CONTROL EQUIPMENT MAINTENANCE	G&A FABRICATION LLC	304.71	0.032250710	9.83
FUEL/ POWER / ELECTRICAL	XCEL ENERGY	271.07	0.032250710	8.75
LEASE & FACILITY MAINTENANCE	GARNER PUMP & SUPPLY INC	266.33	0.032250710	8.59
LEASE & FACILITY MAINTENANCE	GARNER PUMP & SUPPLY INC	26.96	0.032250710	0.87
LEASE & FACILITY MAINTENANCE	TURNCO ENTERPRISES LLC	32.89	0.032250710	1.06
LEASE & FACILITY MAINTENANCE	TRINITY OILFIELD SERVICES &	332.33	0.032250710	10.72
LEASE & FACILITY MAINTENANCE	TRINITY OILFIELD SERVICES &	147.70	0.032250710	4.76
LEASE & FACILITY MAINTENANCE	CATALYST OILFIELD SERVICE	1,618.40	0.032250710	52.20
MISCELLANEOUS EQUIPMENT RENTAL	MEWBOURNE OIL COMPANY	258.72	0.032250710	8.34
OVERHEAD-FIXED RATE	MEWBOURNE OIL COMPANY	881.16	0.032250710	28.42
PRIME MOVER / PUMP MAINTENANCE	HR COMPRESSION & SERVICE	50.83	0.032250710	1.64
PUMPING	MEWBOURNE OIL COMPANY	850.00	0.032250710	27.41
PUMPING	MEWBOURNE OIL COMPANY	425.00	0.032250710	13.71
RENTAL SERVICES	NATURAL GAS SERVICES GRO	4,199.74	0.032250710	135.44
RENTAL SERVICES	GRAVITY OILFIELD SERVICES	43.23	0.032250710	1.39
SALT WATER DISPOSAL	OWL SWD OPERATING LLC	4,986.01	0.032250710	160.80



## MEWBOURNE OIL COMPANY

Page 8

TOM M RAGSDALE  
400 N SAM HOUSTON PARKWAY EAST  
SUITE 601  
HOUSTON, TX 77060

INVOICE NO.: 202101-13344  
INVOICE DATE: 1-31-2021  
OWNER: 035904-1  
BILLING FOR: January 2021

REFERENCE/DESCRIPTION OF CHARGES		GROSS CHARGES	WORKING INTEREST	NET CHARGE
SALT WATER DISPOSAL	LIMESTONE BASIN PROPERTIE	412.31	0.032250710	13.30
SITE RESTORATION & EXCAVATION	SUNDANCE SERVICES WEST II	254.86	0.032250710	8.22
WELL/LEASE INSURANCE	LOCKTON COMPANIES LLC	1,461.00	0.032250710	47.12
Total Lease Operating Expense Cost		20,163.21		650.28
<b>62776000-30 SUBTOTAL</b>		<b>20,163.21</b>	<b>650.28</b>	
<b>PROPERTY 62776000 TOTAL</b>		<b>20,163.21</b>	<b>650.28</b>	
<b>PROPERTY: 62906000 62906000-20 GAZELLE 22 B2MD FED COM 2H</b>				
<u>Equipment Beyond Wellhead</u>				
LINE PIPE & VALVES - GATHERING	MEWBOURNE OIL COMPANY	155.35	0.196991940	30.61
Total Equipment Beyond Wellhead Cost		155.35		30.61
<b>62906000-20 SUBTOTAL</b>		<b>155.35</b>	<b>30.61</b>	
<b>PROPERTY: 62906000 62906000-30 GAZELLE 22 B2MD FED COM 2H</b>				
<u>Lease Operating Expense</u>				
ADVALOREM TAXES	LEA COUNTY TREASURER	9.14	0.196991940	1.81
AUTOMATION MAINTENANCE	AMERICAN MILLENNIUM COR	12.85	0.196991940	2.53
AUTOMATION MAINTENANCE	AMERICAN MILLENNIUM COR	18.77	0.196991940	3.69
AUTOMATION MAINTENANCE	TANKLOGIX LLC	659.60	0.196991940	129.94
COMPANY SUPERVISION	MEWBOURNE OIL COMPANY	346.50	0.196991940	68.26
EMISSIONS CONTROL EQUIPMENT MAINTENANCE	G&A FABRICATION LLC	-76.19	0.196991940	-15.01
EMISSIONS CONTROL EQUIPMENT MAINTENANCE	G&A FABRICATION LLC	76.19	0.196991940	15.01
EMISSIONS CONTROL EQUIPMENT MAINTENANCE	G&A FABRICATION LLC	76.19	0.196991940	15.01
EMISSIONS CONTROL EQUIPMENT MAINTENANCE	G&A FABRICATION LLC	76.19	0.196991940	15.01
EMISSIONS CONTROL EQUIPMENT MAINTENANCE	G&A FABRICATION LLC	76.19	0.196991940	15.01
EMISSIONS CONTROL EQUIPMENT MAINTENANCE	G&A FABRICATION LLC	76.19	0.196991940	15.01
EMISSIONS CONTROL EQUIPMENT MAINTENANCE	G&A FABRICATION LLC	76.19	0.196991940	15.01
EMISSIONS CONTROL EQUIPMENT MAINTENANCE	G&A FABRICATION LLC	92.52	0.196991940	18.22
EMISSIONS CONTROL EQUIPMENT MAINTENANCE	G&A FABRICATION LLC	76.19	0.196991940	15.01
EMISSIONS CONTROL EQUIPMENT MAINTENANCE	G&A FABRICATION LLC	76.19	0.196991940	15.01
FUEL/ POWER / ELECTRICAL	XCEL ENERGY	280.21	0.196991940	55.20
GATHERING/TREATING/DEHYDRATION	PRO-KEM INC	294.94	0.196991940	58.10
GATHERING/TREATING/DEHYDRATION	PRO-KEM INC	429.00	0.196991940	84.51
LEASE & FACILITY	MEWBOURNE OIL COMPANY	222.75	0.196991940	43.88
LEASE & FACILITY	MEWBOURNE OIL COMPANY	168.75	0.196991940	33.24
LEASE & FACILITY MAINTENANCE	GARNER PUMP & SUPPLY INC	26.96	0.196991940	5.31
LEASE & FACILITY MAINTENANCE	K&S OILFIELD SUPPLIES LLC	90.08	0.196991940	17.75
LEASE & FACILITY MAINTENANCE	TURNCO ENTERPRISES LLC	32.89	0.196991940	6.48
LEASE & FACILITY MAINTENANCE	TURNCO ENTERPRISES LLC	118.75	0.196991940	23.39
LEASE & FACILITY MAINTENANCE	H-M TRUCKING LLC	283.23	0.196991940	55.79
LEASE & FACILITY MAINTENANCE	H-M TRUCKING LLC	463.40	0.196991940	91.28
MISCELLANEOUS EQUIPMENT RENTAL	MEWBOURNE OIL COMPANY	258.72	0.196991940	50.97
OVERHEAD-FIXED RATE	MEWBOURNE OIL COMPANY	881.16	0.196991940	173.58

## MEWBOURNE OIL COMPANY

TOM M RAGSDALE  
400 N SAM HOUSTON PARKWAY EAST  
SUITE 601  
HOUSTON, TX 77060

INVOICE NO.: 202101-13344  
INVOICE DATE: 1-31-2021  
OWNER: 035904-1  
BILLING FOR: January 2021

REFERENCE/DESCRIPTION OF CHARGES		GROSS CHARGES	WORKING INTEREST	NET CHARGE
PRIME MOVER / PUMP MAINTENANCE	HR COMPRESSION & SERVICES	642.11	0.196991940	126.49
PRIME MOVER / PUMP MAINTENANCE	HR COMPRESSION & SERVICES	39.61	0.196991940	7.80
PUMPING	MEWBOURNE OIL COMPANY	850.00	0.196991940	167.44
PUMPING	MEWBOURNE OIL COMPANY	425.00	0.196991940	83.72
RENTAL SERVICES	NATURAL GAS SERVICES GRO	3,837.06	0.196991940	755.87
RENTAL SERVICES	USA COMPRESSION PARTNER	5,011.26	0.196991940	987.18
RENTAL SERVICES	GRAVITY OILFIELD SERVICES	33.69	0.196991940	6.64
SALT WATER DISPOSAL	TRINITY OILFIELD SERVICES &	34.29	0.196991940	6.76
SALT WATER DISPOSAL	TRINITY OILFIELD SERVICES &	137.15	0.196991940	27.01
SALT WATER DISPOSAL	TRINITY OILFIELD SERVICES &	137.15	0.196991940	27.01
SALT WATER DISPOSAL	OWL SWD OPERATING LLC	3,691.66	0.196991940	727.23
SALT WATER DISPOSAL	LIMESTONE BASIN PROPERTIE	498.73	0.196991940	98.25
WELL/LEASE INSURANCE	LOCKTON COMPANIES LLC	1,461.00	0.196991940	287.81
Total Lease Operating Expense Cost		21,946.07		4,323.20
62906000-30 SUBTOTAL		21,946.07		4,323.20
PROPERTY 62906000 TOTAL		22,101.42		4,353.81
PROPERTY: 62915000 62915000-20 CREEDENCE 21/16 W0ED ST COM 2H				
Equipment Beyond Wellhead				
LINE PIPE & VALVES - GATHERING	MEWBOURNE OIL COMPANY	776.75	0.006363620	4.94
Total Equipment Beyond Wellhead Cost		776.75		4.94
62915000-20 SUBTOTAL		776.75		4.94
PROPERTY: 62915000 62915000-30 CREEDENCE 21/16 W0ED ST COM 2H				
Lease Operating Expense				
ADVALOREM TAXES	TREASURER OF EDDY COUNT	38.19	0.006363620	0.24
AUTOMATION MAINTENANCE	AMERICAN MILLENNIUM COR	13.16	0.006363620	0.08
AUTOMATION MAINTENANCE	TANKLOGIX LLC	329.79	0.006363620	2.10
COMPANY SUPERVISION	MEWBOURNE OIL COMPANY	525.00	0.006363620	3.34
COMPANY SUPERVISION	MEWBOURNE OIL COMPANY	525.00	0.006363620	3.34
COMPANY SUPERVISION	MEWBOURNE OIL COMPANY	1,050.00	0.006363620	6.68
COMPANY SUPERVISION	MEWBOURNE OIL COMPANY	262.50	0.006363620	1.67
COMPANY SUPERVISION	MEWBOURNE OIL COMPANY	262.50	0.006363620	1.67
COMPRESSOR MAINTENANCE	KODIAK GAS SERVICES LLC	2,109.90	0.006363620	13.43
CONTRACT SUPERVISION	TURNCO ENTERPRISES LLC	977.25	0.006363620	6.22
CONTRACT SUPERVISION	TURNCO ENTERPRISES LLC	977.25	0.006363620	6.22
CONTRACT SUPERVISION	TURNCO ENTERPRISES LLC	299.25	0.006363620	1.90
CONTRACT SUPERVISION	TURNCO ENTERPRISES LLC	299.25	0.006363620	1.90
CONTRACT SUPERVISION	TURNCO ENTERPRISES LLC	299.25	0.006363620	1.90
EMISSIONS CONTROL EQUIPMENT MAINTENANCE	7B ROUSTABOUT LLC	581.25	0.006363620	3.70
EMISSIONS CONTROL EQUIPMENT MAINTENANCE	K&S OILFIELD SUPPLIES LLC	91.58	0.006363620	0.58
EMISSIONS CONTROL EQUIPMENT MAINTENANCE	K&S OILFIELD SUPPLIES LLC	132.84	0.006363620	0.85

## MEWBOURNE OIL COMPANY

TOM M RAGSDALE  
400 N SAM HOUSTON PARKWAY EAST  
SUITE 601  
HOUSTON, TX 77060

INVOICE NO.: 202101-13344  
INVOICE DATE: 1-31-2021  
OWNER: 035904-1  
BILLING FOR: January 2021

REFERENCE/DESCRIPTION OF CHARGES		GROSS CHARGES	WORKING INTEREST	NET CHARGE
EMISSIONS CONTROL EQUIPMENT MAINTENANCE	VAPROX LLC	137.35	0.006363620	0.87
EMISSIONS CONTROL EQUIPMENT MAINTENANCE	VAPROX LLC	133.38	0.006363620	0.85
EMISSIONS CONTROL EQUIPMENT MAINTENANCE	ROLFSON OIL LLC	239.47	0.006363620	1.52
EMISSIONS CONTROL EQUIPMENT MAINTENANCE	AUTOMATED WELLHEAD CON	190.72	0.006363620	1.21
EMISSIONS CONTROL EQUIPMENT MAINTENANCE	AUTOMATED WELLHEAD CON	95.36	0.006363620	0.61
EMISSIONS CONTROL EQUIPMENT MAINTENANCE	AUTOMATED WELLHEAD CON	53.24	0.006363620	0.34
EMISSIONS CONTROL EQUIPMENT MAINTENANCE	AUTOMATED WELLHEAD CON	231.58	0.006363620	1.47
FUEL/ POWER / ELECTRICAL	XCEL ENERGY	3,828.03	0.006363620	24.36
GATHERING/TREATING/DEHYDRATION	ATCHAFALAYA MEASUREMEN	430.63	0.006363620	2.74
LEASE & FACILITY	MEWBOURNE OIL COMPANY	337.50	0.006363620	2.15
LEASE & FACILITY	MEWBOURNE OIL COMPANY	675.00	0.006363620	4.30
LEASE & FACILITY	MEWBOURNE OIL COMPANY	337.50	0.006363620	2.15
LEASE & FACILITY MAINTENANCE	T&J VALVE	853.00	0.006363620	5.43
LEASE & FACILITY MAINTENANCE	KEYSTONE PUMP & SUPPLY LI	121.18	0.006363620	0.77
LEASE & FACILITY MAINTENANCE	STANDARD OIL FIELD SUPPLY	8.20	0.006363620	0.05
LEASE & FACILITY MAINTENANCE	STANDARD OIL FIELD SUPPLY	88.46	0.006363620	0.56
LEASE & FACILITY MAINTENANCE	STANDARD OIL FIELD SUPPLY	19.22	0.006363620	0.12
LEASE & FACILITY MAINTENANCE	G&A FABRICATION LLC	693.83	0.006363620	4.42
LEASE & FACILITY MAINTENANCE	G&A FABRICATION LLC	1,618.92	0.006363620	10.30
LEASE & FACILITY MAINTENANCE	TURNCO ENTERPRISES LLC	1,129.75	0.006363620	7.19
LEASE & FACILITY MAINTENANCE	TURNCO ENTERPRISES LLC	43.75	0.006363620	0.28
LEASE & FACILITY MAINTENANCE	TURNCO ENTERPRISES LLC	87.50	0.006363620	0.56
LEASE & FACILITY MAINTENANCE	TURNCO ENTERPRISES LLC	50.00	0.006363620	0.32
LEASE & FACILITY MAINTENANCE	TURNCO ENTERPRISES LLC	62.50	0.006363620	0.40
LEASE & FACILITY MAINTENANCE	TRINITY OILFIELD SERVICES &	43.71	0.006363620	0.28
OVERHEAD-FIXED RATE	MEWBOURNE OIL COMPANY	881.16	0.006363620	5.61
PUMPING	MEWBOURNE OIL COMPANY	850.00	0.006363620	5.41
PUMPING	MEWBOURNE OIL COMPANY	850.00	0.006363620	5.41
RENTAL SERVICES	KODIAK GAS SERVICES LLC	3,721.79	0.006363620	23.68
RENTAL SERVICES	KODIAK GAS SERVICES LLC	3,715.83	0.006363620	23.65
SALT WATER DISPOSAL	MEWBOURNE OIL COMPANY	83,188.52	0.006363620	529.38
WELL SERVICE & REPAIR	L & R WELL SERVICE INC	635.75	0.006363620	4.05
WELL/LEASE INSURANCE	LOCKTON COMPANIES LLC	1,461.00	0.006363620	9.30
Total Lease Operating Expense Cost		115,587.79		735.56
62915000-30 SUBTOTAL		115,587.79		735.56
PROPERTY 62915000 TOTAL		116,364.54		740.50
PROPERTY: 62916000 62916000-20 CREEDENCE 21/16 W1ED ST COM 1H				
Equipment Beyond Wellhead				
LINE PIPE & VALVES - GATHERING	MEWBOURNE OIL COMPANY	776.75	0.006363620	4.94
Total Equipment Beyond Wellhead Cost		776.75		4.94

## MEWBOURNE OIL COMPANY

TOM M RAGSDALE  
400 N SAM HOUSTON PARKWAY EAST  
SUITE 601  
HOUSTON, TX 77060

INVOICE NO.: 202101-13344  
INVOICE DATE: 1-31-2021  
OWNER: 035904-1  
BILLING FOR: January 2021

REFERENCE/DESCRIPTION OF CHARGES	GROSS CHARGES	WORKING INTEREST	NET CHARGE	
62916000-20 SUBTOTAL	776.75	4.94		
PROPERTY: 62916000 62916000-30 CREEDENCE 21/16 W1ED ST COM 1H				
Lease Operating Expense				
ADVALOREM TAXES	TREASURER OF EDDY COUNT'	38.19	0.006363620	0.24
AUTOMATION MAINTENANCE	AMERICAN MILLENNIUM COR	13.17	0.006363620	0.08
AUTOMATION MAINTENANCE	TANKLOGIX LLC	329.81	0.006363620	2.10
COMPANY SUPERVISION	MEWBOURNE OIL COMPANY	525.00	0.006363620	3.34
COMPANY SUPERVISION	MEWBOURNE OIL COMPANY	525.00	0.006363620	3.34
COMPANY SUPERVISION	MEWBOURNE OIL COMPANY	262.50	0.006363620	1.67
COMPANY SUPERVISION	MEWBOURNE OIL COMPANY	787.50	0.006363620	5.01
COMPRESSOR MAINTENANCE	KODIAK GAS SERVICES LLC	2,109.89	0.006363620	13.43
CONTRACT SUPERVISION	TURNCO ENTERPRISES LLC	977.25	0.006363620	6.22
CONTRACT SUPERVISION	TURNCO ENTERPRISES LLC	977.25	0.006363620	6.22
CONTRACT SUPERVISION	TURNCO ENTERPRISES LLC	299.25	0.006363620	1.90
CONTRACT SUPERVISION	TURNCO ENTERPRISES LLC	299.25	0.006363620	1.90
CONTRACT SUPERVISION	TURNCO ENTERPRISES LLC	299.25	0.006363620	1.90
EMISSIONS CONTROL EQUIPMENT MAINTENANCE	7B ROUSTABOUT LLC	581.25	0.006363620	3.70
EMISSIONS CONTROL EQUIPMENT MAINTENANCE	K&S OILFIELD SUPPLIES LLC	91.58	0.006363620	0.58
EMISSIONS CONTROL EQUIPMENT MAINTENANCE	K&S OILFIELD SUPPLIES LLC	132.85	0.006363620	0.85
EMISSIONS CONTROL EQUIPMENT MAINTENANCE	VAPROX LLC	137.35	0.006363620	0.87
EMISSIONS CONTROL EQUIPMENT MAINTENANCE	VAPROX LLC	133.38	0.006363620	0.85
EMISSIONS CONTROL EQUIPMENT MAINTENANCE	ROLFSON OIL LLC	239.46	0.006363620	1.52
EMISSIONS CONTROL EQUIPMENT MAINTENANCE	AUTOMATED WELLHEAD COM	190.72	0.006363620	1.21
EMISSIONS CONTROL EQUIPMENT MAINTENANCE	AUTOMATED WELLHEAD COM	95.36	0.006363620	0.61
EMISSIONS CONTROL EQUIPMENT MAINTENANCE	AUTOMATED WELLHEAD COM	53.24	0.006363620	0.34
EMISSIONS CONTROL EQUIPMENT MAINTENANCE	AUTOMATED WELLHEAD COM	231.58	0.006363620	1.47
FUEL/ POWER / ELECTRICAL	XCEL ENERGY	2,186.41	0.006363620	13.91
GATHERING/TREATING/DEHYDRATION	ATCHAFALAYA MEASUREMEN	430.62	0.006363620	2.74
LEASE & FACILITY	MEWBOURNE OIL COMPANY	168.75	0.006363620	1.07
LEASE & FACILITY	MEWBOURNE OIL COMPANY	337.50	0.006363620	2.15
LEASE & FACILITY MAINTENANCE	T&J VALVE	853.02	0.006363620	5.43
LEASE & FACILITY MAINTENANCE	KEYSTONE PUMP & SUPPLY LI	121.18	0.006363620	0.77
LEASE & FACILITY MAINTENANCE	STANDARD OIL FIELD SUPPLY	8.24	0.006363620	0.05
LEASE & FACILITY MAINTENANCE	STANDARD OIL FIELD SUPPLY	88.49	0.006363620	0.56
LEASE & FACILITY MAINTENANCE	STANDARD OIL FIELD SUPPLY	19.23	0.006363620	0.12
LEASE & FACILITY MAINTENANCE	TURNCO ENTERPRISES LLC	1,129.75	0.006363620	7.19
LEASE & FACILITY MAINTENANCE	TURNCO ENTERPRISES LLC	43.75	0.006363620	0.28
LEASE & FACILITY MAINTENANCE	TURNCO ENTERPRISES LLC	87.50	0.006363620	0.56
LEASE & FACILITY MAINTENANCE	TURNCO ENTERPRISES LLC	50.00	0.006363620	0.32
LEASE & FACILITY MAINTENANCE	TURNCO ENTERPRISES LLC	62.50	0.006363620	0.40
LEASE & FACILITY MAINTENANCE	TURNCO ENTERPRISES LLC	600.00	0.006363620	3.82
LEASE & FACILITY MAINTENANCE	TRINITY OILFIELD SERVICES &	43.70	0.006363620	0.28

## MEWBOURNE OIL COMPANY

TOM M RAGSDALE  
400 N SAM HOUSTON PARKWAY EAST  
SUITE 601  
HOUSTON, TX 77060

INVOICE NO.: 202101-13344  
INVOICE DATE: 1-31-2021  
OWNER: 035904-1  
BILLING FOR: January 2021

REFERENCE/DESCRIPTION OF CHARGES		GROSS CHARGES	WORKING INTEREST	NET CHARGE
OVERHEAD-FIXED RATE	MEWBOURNE OIL COMPANY	881.16	0.006363620	5.61
PUMPING	MEWBOURNE OIL COMPANY	850.00	0.006363620	5.41
PUMPING	MEWBOURNE OIL COMPANY	850.00	0.006363620	5.41
RENTAL SERVICES	KODIAK GAS SERVICES LLC	3,721.79	0.006363620	23.68
RENTAL SERVICES	KODIAK GAS SERVICES LLC	3,715.83	0.006363620	23.65
SALT WATER DISPOSAL	MEWBOURNE OIL COMPANY	65,714.42	0.006363620	418.18
WELL/LEASE INSURANCE	LOCKTON COMPANIES LLC	1,461.00	0.006363620	9.30
Total Lease Operating Expense Cost		92,754.92		590.24
<b>62916000-30 SUBTOTAL</b>		<b>92,754.92</b>	<b>590.24</b>	
<b>PROPERTY 62916000 TOTAL</b>		<b>93,531.67</b>	<b>595.18</b>	
<b>PROPERTY: 62958000 62958000-30 GAZELLE 22 B3MD FED COM 1H</b>				
<u>Lease Operating Expense</u>				
ADVALOREM TAXES	LEA COUNTY TREASURER	9.14	0.196991940	1.81
AUTOMATION MAINTENANCE	AMERICAN MILLENNIUM COR	12.85	0.196991940	2.53
AUTOMATION MAINTENANCE	AMERICAN MILLENNIUM COR	18.77	0.196991940	3.69
AUTOMATION MAINTENANCE	TANKLOGIX LLC	659.60	0.196991940	129.94
CHEMICALS-CORROSION TREATING	CATALYST OILFIELD SERVICE	986.42	0.196991940	194.33
COMPANY SUPERVISION	MEWBOURNE OIL COMPANY	346.50	0.196991940	68.26
EMISSIONS CONTROL EQUIPMENT MAINTENANCE	G&A FABRICATION LLC	-76.19	0.196991940	-15.01
EMISSIONS CONTROL EQUIPMENT MAINTENANCE	G&A FABRICATION LLC	76.19	0.196991940	15.01
EMISSIONS CONTROL EQUIPMENT MAINTENANCE	G&A FABRICATION LLC	76.19	0.196991940	15.01
EMISSIONS CONTROL EQUIPMENT MAINTENANCE	G&A FABRICATION LLC	76.19	0.196991940	15.01
EMISSIONS CONTROL EQUIPMENT MAINTENANCE	G&A FABRICATION LLC	76.19	0.196991940	15.01
EMISSIONS CONTROL EQUIPMENT MAINTENANCE	G&A FABRICATION LLC	76.19	0.196991940	15.01
EMISSIONS CONTROL EQUIPMENT MAINTENANCE	G&A FABRICATION LLC	76.19	0.196991940	15.01
EMISSIONS CONTROL EQUIPMENT MAINTENANCE	G&A FABRICATION LLC	92.54	0.196991940	18.23
EMISSIONS CONTROL EQUIPMENT MAINTENANCE	G&A FABRICATION LLC	76.19	0.196991940	15.01
EMISSIONS CONTROL EQUIPMENT MAINTENANCE	G&A FABRICATION LLC	76.19	0.196991940	15.01
FUEL/ POWER / ELECTRICAL	XCEL ENERGY	443.52	0.196991940	87.37
GATHERING/TREATING/DEHYDRATION	PRO-KEM INC	482.63	0.196991940	95.07
LEASE & FACILITY	MEWBOURNE OIL COMPANY	168.75	0.196991940	33.24
LEASE & FACILITY MAINTENANCE	GARNER PUMP & SUPPLY INC	26.96	0.196991940	5.31
LEASE & FACILITY MAINTENANCE	K&S OILFIELD SUPPLIES LLC	90.11	0.196991940	17.75
LEASE & FACILITY MAINTENANCE	TURNCO ENTERPRISES LLC	32.88	0.196991940	6.48
LEASE & FACILITY MAINTENANCE	TURNCO ENTERPRISES LLC	118.75	0.196991940	23.39
LEASE & FACILITY MAINTENANCE	H-M TRUCKING LLC	283.23	0.196991940	55.79
LEASE & FACILITY MAINTENANCE	H-M TRUCKING LLC	463.42	0.196991940	91.29
LEASE & FACILITY MAINTENANCE	CATALYST OILFIELD SERVICE	821.53	0.196991940	161.84
MISCELLANEOUS EQUIPMENT RENTAL	MEWBOURNE OIL COMPANY	258.72	0.196991940	50.97
OVERHEAD-FIXED RATE	MEWBOURNE OIL COMPANY	881.16	0.196991940	173.58
PRIME MOVER / PUMP MAINTENANCE	HR COMPRESSION & SERVICE	642.12	0.196991940	126.49
PRIME MOVER / PUMP MAINTENANCE	HR COMPRESSION & SERVICE	43.35	0.196991940	8.54



## MEWBOURNE OIL COMPANY

TOM M RAGSDALE  
400 N SAM HOUSTON PARKWAY EAST  
SUITE 601  
HOUSTON, TX 77060

INVOICE NO.: 202101-13344  
INVOICE DATE: 1-31-2021  
OWNER: 035904-1  
BILLING FOR: January 2021

REFERENCE/DESCRIPTION OF CHARGES		GROSS CHARGES	WORKING INTEREST	NET CHARGE
PUMPING	MEWBOURNE OIL COMPANY	850.00	0.196991940	167.44
PUMPING	MEWBOURNE OIL COMPANY	425.00	0.196991940	83.72
RENTAL SERVICES	KODIAK GAS SERVICES LLC	4,926.86	0.196991940	970.56
RENTAL SERVICES	KODIAK GAS SERVICES LLC	4,917.51	0.196991940	968.71
RENTAL SERVICES	GRAVITY OILFIELD SERVICES	36.87	0.196991940	7.26
SALT WATER DISPOSAL	TRINITY OILFIELD SERVICES &	218.39	0.196991940	43.02
SALT WATER DISPOSAL	TRINITY OILFIELD SERVICES &	34.29	0.196991940	6.76
SALT WATER DISPOSAL	OWL SWD OPERATING LLC	5,993.24	0.196991940	1,180.62
SALT WATER DISPOSAL	LIMESTONE BASIN PROPERTIE	538.08	0.196991940	105.99
WELL/LEASE INSURANCE	LOCKTON COMPANIES LLC	1,461.00	0.196991940	287.81
Total Lease Operating Expense Cost		26,741.33		5,267.85
<b>62958000-30 SUBTOTAL</b>		<b>26,741.33</b>	<b>5,267.85</b>	
<b>PROPERTY 62958000 TOTAL</b>		<b>26,741.33</b>	<b>5,267.85</b>	
<b>PROPERTY: 72185000 72185000-10 CREEDENCE 21/16 W0FC ST COM 4H</b>				
<u>Intangible Well Cost</u>				
WELL / LEASE INSURANCE	LOCKTON COMPANIES LLC	2,931.14	0.006363620	18.65
WELL / LEASE LEGAL	CAPROCK TITLE MIDLAND LL	135.00	0.006363620	0.86
Total Intangible Well Cost Cost		3,066.14		19.51
<b>72185000-10 SUBTOTAL</b>		<b>3,066.14</b>	<b>19.51</b>	
<b>PROPERTY: 72185000 72185000-20 CREEDENCE 21/16 W0FC ST COM 4H</b>				
<u>Intangible Well Cost</u>				
COMPANY SUPERVISION	MEWBOURNE OIL COMPANY	525.00	0.006363620	3.34
COMPANY SUPERVISION	MEWBOURNE OIL COMPANY	1,050.00	0.006363620	6.68
COMPANY SUPERVISION	MEWBOURNE OIL COMPANY	525.00	0.006363620	3.34
COMPANY SUPERVISION	MEWBOURNE OIL COMPANY	550.00	0.006363620	3.50
COMPANY SUPERVISION	MEWBOURNE OIL COMPANY	525.00	0.006363620	3.34
COMPANY SUPERVISION	MEWBOURNE OIL COMPANY	1,050.00	0.006363620	6.68
COMPANY SUPERVISION	MEWBOURNE OIL COMPANY	1,575.00	0.006363620	10.02
COMPLETION / WORKOVER RIG	L & R WELL SERVICE INC	4,437.00	0.006363620	28.24
CONTINGENCIES	QES PRESSURE CONTROL LLC	48,195.08	0.006363620	306.70
CONTRACT SERVICES & SUPERVISION	SDS PETROLEUM CONSULTAN	3,576.09	0.006363620	22.76
CONTRACT SERVICES & SUPERVISION	SDS PETROLEUM CONSULTAN	-3,602.58	0.006363620	-22.93
EQUIPMENT RENTAL	L & R WELL SERVICE INC	1,261.75	0.006363620	8.03
EQUIPMENT RENTAL	WEATHERFORD US LP	1,155.72	0.006363620	7.35
EQUIPMENT RENTAL	D&H TRUCKING	207.13	0.006363620	1.32
HORIZONTAL DRILLOUT SERVICES	THRU TUBING SOLUTIONS INC	39,143.18	0.006363620	249.09
HORIZONTAL DRILLOUT SERVICES	QES PRESSURE CONTROL LLC	73,219.56	0.006363620	465.94
HORIZONTAL DRILLOUT SERVICES	WELL FOAM INC	20,187.67	0.006363620	128.47
HORIZONTAL DRILLOUT SERVICES	SWABCO INC	304.64	0.006363620	1.94
HORIZONTAL DRILLOUT SERVICES	GUNS UP SERVICES	45,656.25	0.006363620	290.54

## MEWBOURNE OIL COMPANY

TOM M RAGSDALE  
400 N SAM HOUSTON PARKWAY EAST  
SUITE 601  
HOUSTON, TX 77060

INVOICE NO.: 202101-13344  
INVOICE DATE: 1-31-2021  
OWNER: 035904-1  
BILLING FOR: January 2021

REFERENCE/DESCRIPTION OF CHARGES		GROSS CHARGES	WORKING INTEREST	NET CHARGE
HORIZONTAL DRILLOUT SERVICES	TRINITY OILFIELD SERVICES &	1,170.44	0.006363620	7.45
HORIZONTAL DRILLOUT SERVICES	TRINITY OILFIELD SERVICES &	851.86	0.006363620	5.42
HORIZONTAL DRILLOUT SERVICES	DIVINE WIRELINE SOLUTIONS	4,618.57	0.006363620	29.39
LOCATION / RESTORATION	R360 ENVIRONMENTAL SOLUT	182.00	0.006363620	1.16
LOCATION / RESTORATION	R360 ENVIRONMENTAL SOLUT	364.00	0.006363620	2.32
LOCATION / RESTORATION	R360 ENVIRONMENTAL SOLUT	125.00	0.006363620	0.80
LOCATION / RESTORATION	TRINITY OILFIELD SERVICES &	301.99	0.006363620	1.92
LOCATION / RESTORATION	TRINITY OILFIELD SERVICES &	252.99	0.006363620	1.61
LOCATION / RESTORATION	TRINITY OILFIELD SERVICES &	71.53	0.006363620	0.46
LOCATION / RESTORATION	WM ENERGY SERVICES HOLDI	552.50	0.006363620	3.52
LOCATION / RESTORATION	SUNDANCE SERVICES WEST IN	484.24	0.006363620	3.08
LOCATION / RESTORATION	SUNDANCE SERVICES WEST IN	277.68	0.006363620	1.77
LOCATION / RESTORATION	NORTHERN DELAWARE BASIN	110.78	0.006363620	0.71
LOGGING & WIRELINE SERVICES	ALTITUDE ENERGY PARTNER	980.12	0.006363620	6.24
LOGGING & WIRELINE SERVICES	ALTITUDE ENERGY PARTNER	3,708.55	0.006363620	23.60
MISC. AIR & PUMPING SERVICES	L & E SERVICES LLC	1,238.46	0.006363620	7.88
MISC. AIR & PUMPING SERVICES	L & E SERVICES LLC	978.93	0.006363620	6.23
MISC. AIR & PUMPING SERVICES	EXCALIBUR OILFIELD SERVIC	356.25	0.006363620	2.28
MISC. AIR & PUMPING SERVICES	EXCALIBUR OILFIELD SERVIC	46.87	0.006363620	0.30
MISC. AIR & PUMPING SERVICES	EXCALIBUR OILFIELD SERVIC	1,047.53	0.006363620	6.66
MISC. AIR & PUMPING SERVICES	EXCALIBUR OILFIELD SERVIC	168.85	0.006363620	1.08
MISC. AIR & PUMPING SERVICES	SARGE TRUCKING SERVICES, I	615.61	0.006363620	3.92
OVERHEAD FIXED RATE	MEWBOURNE OIL COMPANY	3,800.77	0.006363620	24.19
OVERHEAD FIXED RATE	MEWBOURNE OIL COMPANY	1,432.25	0.006363620	9.11
STIMULATION RENTALS & OTHER	TFH LTD CO	4,078.90	0.006363620	25.96
STIMULATION RENTALS & OTHER	WELL FOAM INC	2,503.42	0.006363620	15.93
STIMULATION RENTALS & OTHER	GUNS UP SERVICES	17,787.86	0.006363620	113.20
STIMULATION RENTALS & OTHER	GUNS UP SERVICES	5,957.46	0.006363620	37.91
STIMULATION RENTALS & OTHER	INGRAM PROFESSIONAL SERV	238.42	0.006363620	1.52
STIMULATION RENTALS & OTHER	TRINITY OILFIELD SERVICES &	953.37	0.006363620	6.07
STIMULATION RENTALS & OTHER	TRINITY OILFIELD SERVICES &	953.62	0.006363620	6.07
STIMULATION RENTALS & OTHER	TRINITY OILFIELD SERVICES &	1,103.28	0.006363620	7.02
STIMULATION RENTALS & OTHER	TANMAR RENTALS LLC	620.76	0.006363620	3.95
STIMULATION RENTALS & OTHER	TANMAR RENTALS LLC	595.27	0.006363620	3.79
STIMULATION RENTALS & OTHER	TANMAR RENTALS LLC	73.59	0.006363620	0.47
WATER AND OTHER	SOLARIS WATER MIDSTREAM	108,536.57	0.006363620	690.69
WELDING / CONSTRUCTION / MAINT. SERVICES	MEWBOURNE OIL COMPANY	168.75	0.006363620	1.07
Total Intangible Well Cost Cost		406,850.53		2,589.10
<u>Tangible Well Cost</u>				
SUBSURFACE EQUIP. & ARTIFICIAL LIFT SYSTEMS	HUDSON PACKER COMPANY I	8,606.95	0.006363620	54.77
TUBING (2" - 4")	MEWBOURNE OIL COMPANY	-90,798.26	0.006363620	-577.81
TUBING (2" - 4")	MEWBOURNE OIL COMPANY	-120,849.76	0.006363620	-769.04

## MEWBOURNE OIL COMPANY

TOM M RAGSDALE  
400 N SAM HOUSTON PARKWAY EAST  
SUITE 601  
HOUSTON, TX 77060

INVOICE NO.: 202101-13344  
INVOICE DATE: 1-31-2021  
OWNER: 035904-1  
BILLING FOR: January 2021

REFERENCE/DESCRIPTION OF CHARGES		GROSS CHARGES	WORKING INTEREST	NET CHARGE
TUBING (2" - 4")	SABINE PIPE INC	232,176.81	0.006363620	1,477.48
TUBING HEAD & UPPER SECTION	DIVINE WIRELINE SOLUTIONS	17,565.74	0.006363620	111.78
TUBING HEAD & UPPER SECTION	DIVINE WIRELINE SOLUTIONS	1,571.21	0.006363620	10.00
TUBING HEAD & UPPER SECTION	DIVINE WIRELINE SOLUTIONS	3,026.75	0.006363620	19.26
TUBING HEAD & UPPER SECTION	VANZANDT CONTROLS, LLC	6,296.00	0.006363620	40.07
Total Tangible Well Cost Cost		57,595.44		366.51
<u>Equipment Beyond Wellhead</u>				
AUTOMATION METERING EQUIPMENT	MEWBOURNE OIL COMPANY	9,806.40	0.006363620	62.41
AUTOMATION METERING EQUIPMENT	ATCHAFALAYA MEASUREMEN	90.81	0.006363620	0.58
AUTOMATION METERING EQUIPMENT	TANKLOGIX LLC	13,237.53	0.006363620	84.24
AUTOMATION METERING EQUIPMENT	TANKLOGIX LLC	3,649.26	0.006363620	23.22
ELECTRICAL INSTALLATIONS	INGRAM PROFESSIONAL SERV	308.35	0.006363620	1.96
ELECTRICAL INSTALLATIONS	INGRAM PROFESSIONAL SERV	8,268.23	0.006363620	52.62
ELECTRICAL INSTALLATIONS	INGRAM PROFESSIONAL SERV	539.87	0.006363620	3.44
ELECTRICAL INSTALLATIONS	INGRAM PROFESSIONAL SERV	29,468.03	0.006363620	187.52
ELECTRICAL INSTALLATIONS	INGRAM PROFESSIONAL SERV	4,489.53	0.006363620	28.57
ELECTRICAL INSTALLATIONS	INGRAM PROFESSIONAL SERV	6,073.46	0.006363620	38.65
FITTINGS / VALVES & ACCESSORIES	JET SPECIALTY & SUPPLY INC	1,316.03	0.006363620	8.37
FITTINGS / VALVES & ACCESSORIES	JET SPECIALTY & SUPPLY INC	1,373.42	0.006363620	8.74
FITTINGS / VALVES & ACCESSORIES	KEYSTONE PUMP & SUPPLY LI	2,990.47	0.006363620	19.03
LINE PIPE & VALVES - GATHERING	MEWBOURNE OIL COMPANY	776.75	0.006363620	4.94
LINE PIPE & VALVES - GATHERING	MEWBOURNE OIL COMPANY	927.39	0.006363620	5.91
PRODUCTION EQUIP INSTALLATION	7B ROUSTABOUT LLC	412.50	0.006363620	2.63
PRODUCTION EQUIP INSTALLATION	G&A FABRICATION LLC	202.37	0.006363620	1.29
Total Equipment Beyond Wellhead Cost		83,930.40		534.12

72185000-20 SUBTOTAL

548,376.37

3,489.73

PROPERTY: 72185000 72185000-30 CREEDENCE 21/16 W0FC ST COM 4H

Lease Operating Expense

AUTOMATION MAINTENANCE	AMERICAN MILLENNIUM COR	12.85	0.006363620	0.08
AUTOMATION MAINTENANCE	INGRAM PROFESSIONAL SERV	959.45	0.006363620	6.11
AUTOMATION MAINTENANCE	TANKLOGIX LLC	329.81	0.006363620	2.10
CHEMICALS-CORROSION TREATING	IMPERATIVE CHEMICAL PART	705.15	0.006363620	4.49
CHEMICALS-CORROSION TREATING	IMPERATIVE CHEMICAL PART	625.03	0.006363620	3.98
CHEMICALS-CORROSION TREATING	IMPERATIVE CHEMICAL PART	899.64	0.006363620	5.72
COMPANY SUPERVISION	MEWBOURNE OIL COMPANY	2,100.00	0.006363620	13.36
COMPANY SUPERVISION	MEWBOURNE OIL COMPANY	1,050.00	0.006363620	6.68
COMPANY SUPERVISION	MEWBOURNE OIL COMPANY	525.00	0.006363620	3.34
COMPANY SUPERVISION	MEWBOURNE OIL COMPANY	525.00	0.006363620	3.34
COMPANY SUPERVISION	MEWBOURNE OIL COMPANY	2,887.50	0.006363620	18.37
COMPANY SUPERVISION	MEWBOURNE OIL COMPANY	787.50	0.006363620	5.01
COMPANY SUPERVISION	MEWBOURNE OIL COMPANY	1,575.00	0.006363620	10.02

## MEWBOURNE OIL COMPANY

TOM M RAGSDALE  
400 N SAM HOUSTON PARKWAY EAST  
SUITE 601  
HOUSTON, TX 77060

INVOICE NO.: 202101-13344  
INVOICE DATE: 1-31-2021  
OWNER: 035904-1  
BILLING FOR: January 2021

REFERENCE/DESCRIPTION OF CHARGES		GROSS CHARGES	WORKING INTEREST	NET CHARGE
COMPANY SUPERVISION	MEWBOURNE OIL COMPANY	525.00	0.006363620	3.34
COMPRESSOR MAINTENANCE	KODIAK GAS SERVICES LLC	2,109.90	0.006363620	13.43
CONTRACT SUPERVISION	TURNCO ENTERPRISES LLC	1,496.25	0.006363620	9.52
CONTRACT SUPERVISION	TURNCO ENTERPRISES LLC	1,197.00	0.006363620	7.62
CONTRACT SUPERVISION	TURNCO ENTERPRISES LLC	1,197.00	0.006363620	7.62
CONTRACT SUPERVISION	TURNCO ENTERPRISES LLC	1,197.00	0.006363620	7.62
CONTRACT SUPERVISION	TURNCO ENTERPRISES LLC	748.12	0.006363620	4.76
CONTRACT SUPERVISION	TURNCO ENTERPRISES LLC	748.12	0.006363620	4.76
CONTRACT SUPERVISION	TURNCO ENTERPRISES LLC	1,496.25	0.006363620	9.52
CONTRACT SUPERVISION	TURNCO ENTERPRISES LLC	1,496.25	0.006363620	9.52
CONTRACT SUPERVISION	TURNCO ENTERPRISES LLC	1,496.25	0.006363620	9.52
CONTRACT SUPERVISION	TURNCO ENTERPRISES LLC	748.12	0.006363620	4.76
CONTRACT SUPERVISION	TURNCO ENTERPRISES LLC	748.12	0.006363620	4.76
CONTRACT SUPERVISION	TURNCO ENTERPRISES LLC	1,496.25	0.006363620	9.52
CONTRACT SUPERVISION	TURNCO ENTERPRISES LLC	1,496.25	0.006363620	9.52
CONTRACT SUPERVISION	TURNCO ENTERPRISES LLC	1,496.25	0.006363620	9.52
CONTRACT SUPERVISION	TURNCO ENTERPRISES LLC	748.12	0.006363620	4.76
CONTRACT SUPERVISION	TURNCO ENTERPRISES LLC	748.12	0.006363620	4.76
CONTRACT SUPERVISION	TURNCO ENTERPRISES LLC	1,496.25	0.006363620	9.52
CONTRACT SUPERVISION	TURNCO ENTERPRISES LLC	1,496.25	0.006363620	9.52
CONTRACT SUPERVISION	TURNCO ENTERPRISES LLC	1,496.25	0.006363620	9.52
CONTRACT SUPERVISION	TURNCO ENTERPRISES LLC	66.25	0.006363620	0.42
CONTRACT SUPERVISION	TURNCO ENTERPRISES LLC	66.25	0.006363620	0.42
CONTRACT SUPERVISION	TURNCO ENTERPRISES LLC	66.25	0.006363620	0.42
CONTRACT SUPERVISION	TURNCO ENTERPRISES LLC	1,496.25	0.006363620	9.52
CONTRACT SUPERVISION	TURNCO ENTERPRISES LLC	1,496.25	0.006363620	9.52
CONTRACT SUPERVISION	TURNCO ENTERPRISES LLC	1,496.25	0.006363620	9.52
CONTRACT SUPERVISION	D&H TRUCKING	566.34	0.006363620	3.60
CONTRACT SUPERVISION	D&H TRUCKING	418.02	0.006363620	2.66
EMISSIONS CONTROL EQUIPMENT MAINTENANCE	7B ROUSTABOUT LLC	581.25	0.006363620	3.70
EMISSIONS CONTROL EQUIPMENT MAINTENANCE	K&S OILFIELD SUPPLIES LLC	91.58	0.006363620	0.58
EMISSIONS CONTROL EQUIPMENT MAINTENANCE	K&S OILFIELD SUPPLIES LLC	132.86	0.006363620	0.85
EMISSIONS CONTROL EQUIPMENT MAINTENANCE	VAPROX LLC	137.35	0.006363620	0.87
EMISSIONS CONTROL EQUIPMENT MAINTENANCE	VAPROX LLC	133.39	0.006363620	0.85
EMISSIONS CONTROL EQUIPMENT MAINTENANCE	ROLFSON OIL LLC	239.47	0.006363620	1.52
EMISSIONS CONTROL EQUIPMENT MAINTENANCE	AUTOMATED WELLHEAD CON	190.74	0.006363620	1.21
EMISSIONS CONTROL EQUIPMENT MAINTENANCE	AUTOMATED WELLHEAD CON	95.37	0.006363620	0.61
EMISSIONS CONTROL EQUIPMENT MAINTENANCE	AUTOMATED WELLHEAD CON	53.25	0.006363620	0.34
EMISSIONS CONTROL EQUIPMENT MAINTENANCE	AUTOMATED WELLHEAD CON	231.60	0.006363620	1.47



## MEWBOURNE OIL COMPANY

TOM M RAGSDALE  
400 N SAM HOUSTON PARKWAY EAST  
SUITE 601  
HOUSTON, TX 77060

INVOICE NO.: 202101-13344  
INVOICE DATE: 1-31-2021  
OWNER: 035904-1  
BILLING FOR: January 2021

REFERENCE/DESCRIPTION OF CHARGES		GROSS CHARGES	WORKING INTEREST	NET CHARGE
LEASE & FACILITY	MEWBOURNE OIL COMPANY	337.50	0.006363620	2.15
LEASE & FACILITY	MEWBOURNE OIL COMPANY	1,012.50	0.006363620	6.44
LEASE & FACILITY	MEWBOURNE OIL COMPANY	675.00	0.006363620	4.30
LEASE & FACILITY	MEWBOURNE OIL COMPANY	168.75	0.006363620	1.07
LEASE & FACILITY MAINTENANCE	T&J VALVE	83.34	0.006363620	0.53
LEASE & FACILITY MAINTENANCE	T&J VALVE	40.96	0.006363620	0.26
LEASE & FACILITY MAINTENANCE	T&J VALVE	40.96	0.006363620	0.26
LEASE & FACILITY MAINTENANCE	KEYSTONE PUMP & SUPPLY LI	121.18	0.006363620	0.77
LEASE & FACILITY MAINTENANCE	STANDARD OIL FIELD SUPPLY	114.06	0.006363620	0.73
LEASE & FACILITY MAINTENANCE	STANDARD OIL FIELD SUPPLY	8.20	0.006363620	0.05
LEASE & FACILITY MAINTENANCE	STANDARD OIL FIELD SUPPLY	17.58	0.006363620	0.11
LEASE & FACILITY MAINTENANCE	TURNCO ENTERPRISES LLC	175.00	0.006363620	1.11
LEASE & FACILITY MAINTENANCE	TURNCO ENTERPRISES LLC	375.00	0.006363620	2.39
LEASE & FACILITY MAINTENANCE	TURNCO ENTERPRISES LLC	400.00	0.006363620	2.55
LEASE & FACILITY MAINTENANCE	TURNCO ENTERPRISES LLC	200.00	0.006363620	1.27
LEASE & FACILITY MAINTENANCE	TURNCO ENTERPRISES LLC	43.75	0.006363620	0.28
LEASE & FACILITY MAINTENANCE	TURNCO ENTERPRISES LLC	66.25	0.006363620	0.42
LEASE & FACILITY MAINTENANCE	TURNCO ENTERPRISES LLC	66.25	0.006363620	0.42
LEASE & FACILITY MAINTENANCE	TURNCO ENTERPRISES LLC	275.00	0.006363620	1.75
LEASE & FACILITY MAINTENANCE	TURNCO ENTERPRISES LLC	150.00	0.006363620	0.95
LEASE & FACILITY MAINTENANCE	TURNCO ENTERPRISES LLC	50.00	0.006363620	0.32
LEASE & FACILITY MAINTENANCE	TURNCO ENTERPRISES LLC	62.50	0.006363620	0.40
LEASE & FACILITY MAINTENANCE	TURNCO ENTERPRISES LLC	200.00	0.006363620	1.27
LEASE & FACILITY MAINTENANCE	TURNCO ENTERPRISES LLC	175.00	0.006363620	1.11
LEASE & FACILITY MAINTENANCE	TURNCO ENTERPRISES LLC	250.00	0.006363620	1.59
LEASE & FACILITY MAINTENANCE	TURNCO ENTERPRISES LLC	325.00	0.006363620	2.07
LEASE & FACILITY MAINTENANCE	TRINITY OILFIELD SERVICES &	43.71	0.006363620	0.28
LEASE & FACILITY MAINTENANCE	TRINITY OILFIELD SERVICES &	291.38	0.006363620	1.85
LEASE & FACILITY MAINTENANCE	TRINITY OILFIELD SERVICES &	466.22	0.006363620	2.97
LEASE & FACILITY MAINTENANCE	TRINITY OILFIELD SERVICES &	116.55	0.006363620	0.74
LEASE & FACILITY MAINTENANCE	TRINITY OILFIELD SERVICES &	522.22	0.006363620	3.32
LEASE & FACILITY MAINTENANCE	TRINITY OILFIELD SERVICES &	174.83	0.006363620	1.11
LEASE & FACILITY MAINTENANCE	TRINITY OILFIELD SERVICES &	291.38	0.006363620	1.85
LEASE & FACILITY MAINTENANCE	TRINITY OILFIELD SERVICES &	291.38	0.006363620	1.85
LEASE & FACILITY MAINTENANCE	TRINITY OILFIELD SERVICES &	349.66	0.006363620	2.23
LEASE & FACILITY MAINTENANCE	TRINITY OILFIELD SERVICES &	407.94	0.006363620	2.60
LEASE & FACILITY MAINTENANCE	TRINITY OILFIELD SERVICES &	174.83	0.006363620	1.11
LEASE & FACILITY MAINTENANCE	TRINITY OILFIELD SERVICES &	87.41	0.006363620	0.56
LEASE & FACILITY MAINTENANCE	TRINITY OILFIELD SERVICES &	291.39	0.006363620	1.85
LEASE & FACILITY MAINTENANCE	TRINITY OILFIELD SERVICES &	58.28	0.006363620	0.37
LEASE & FACILITY MAINTENANCE	QATAR LLC	137.25	0.006363620	0.87
LEASE & FACILITY MAINTENANCE	QATAR LLC	64.59	0.006363620	0.41



## MEWBOURNE OIL COMPANY

TOM M RAGSDALE  
400 N SAM HOUSTON PARKWAY EAST  
SUITE 601  
HOUSTON, TX 77060

INVOICE NO.: 202101-13344  
INVOICE DATE: 1-31-2021  
OWNER: 035904-1  
BILLING FOR: January 2021

REFERENCE/DESCRIPTION OF CHARGES		GROSS CHARGES	WORKING INTEREST	NET CHARGE
MISCELLANEOUS EQUIPMENT RENTAL	MEWBOURNE OIL COMPANY	5,800.00	0.006363620	36.91
OVERHEAD-FIXED RATE	MEWBOURNE OIL COMPANY	800.00	0.006363620	5.09
PUMPING	MEWBOURNE OIL COMPANY	850.00	0.006363620	5.41
PUMPING	MEWBOURNE OIL COMPANY	850.00	0.006363620	5.41
RENTAL SERVICES	TFH LTD CO	200.28	0.006363620	1.27
RENTAL SERVICES	D&H TRUCKING	418.01	0.006363620	2.66
RENTAL SERVICES	KODIAK GAS SERVICES LLC	3,721.79	0.006363620	23.68
RENTAL SERVICES	KODIAK GAS SERVICES LLC	3,715.83	0.006363620	23.65
SALT WATER DISPOSAL	MEWBOURNE OIL COMPANY	54,195.90	0.006363620	344.88
SALT WATER DISPOSAL	TFH LTD CO	277.71	0.006363620	1.77
SALT WATER DISPOSAL	TRINITY OILFIELD SERVICES &	262.25	0.006363620	1.67
SALT WATER DISPOSAL	TRINITY OILFIELD SERVICES &	481.36	0.006363620	3.06
SALT WATER DISPOSAL	NGL WATER SOLUTIONS PERM	27.55	0.006363620	0.18
SALT WATER DISPOSAL	NGL WATER SOLUTIONS PERM	31.79	0.006363620	0.20
SALT WATER DISPOSAL	NGL WATER SOLUTIONS PERM	854.50	0.006363620	5.44
SALT WATER DISPOSAL	NGL WATER SOLUTIONS PERM	103.31	0.006363620	0.66
SALT WATER DISPOSAL	NGL WATER SOLUTIONS PERM	198.67	0.006363620	1.26
SALT WATER DISPOSAL	SARGE TRUCKING SERVICES, I	161.47	0.006363620	1.02
WELL/LEASE INSURANCE	LOCKTON COMPANIES LLC	1,461.00	0.006363620	9.30
Total Lease Operating Expense Cost		132,824.48		845.17

72185000-30 SUBTOTAL	132,824.48	845.17
PROPERTY 72185000 TOTAL	684,266.99	4,354.41
72185000PREPAYMENTS		-4,354.41

## PROPERTY: 72186000 72186000-10 CREEDENCE 21/16 W1FC ST COM 3H

Intangible Well Cost

WELL / LEASE INSURANCE	LOCKTON COMPANIES LLC	2,954.02	0.006363620	18.80
WELL / LEASE LEGAL	SCHUTZ ABSTRACT COMPANY	266.76	0.006363620	1.70
Total Intangible Well Cost Cost		3,220.78		20.50

72186000-10 SUBTOTAL	3,220.78	20.50
PROPERTY: 72186000 72186000-20 CREEDENCE 21/16 W1FC ST COM 3H		

Intangible Well Cost

COMPANY SUPERVISION	MEWBOURNE OIL COMPANY	525.00	0.006363620	3.34
COMPANY SUPERVISION	MEWBOURNE OIL COMPANY	1,575.00	0.006363620	10.02
COMPANY SUPERVISION	MEWBOURNE OIL COMPANY	525.00	0.006363620	3.34
COMPANY SUPERVISION	MEWBOURNE OIL COMPANY	550.00	0.006363620	3.50
COMPANY SUPERVISION	MEWBOURNE OIL COMPANY	525.00	0.006363620	3.34
COMPANY SUPERVISION	MEWBOURNE OIL COMPANY	2,625.00	0.006363620	16.70
COMPLETION / WORKOVER RIG	L & R WELL SERVICE INC	6,884.64	0.006363620	43.81
CONTRACT SERVICES & SUPERVISION	SDS PETROLEUM CONSULTAN	4,370.78	0.006363620	27.81
CONTRACT SERVICES & SUPERVISION	SDS PETROLEUM CONSULTAN	3,602.58	0.006363620	22.93

## MEWBOURNE OIL COMPANY

TOM M RAGSDALE  
400 N SAM HOUSTON PARKWAY EAST  
SUITE 601  
HOUSTON, TX 77060

INVOICE NO.: 202101-13344  
INVOICE DATE: 1-31-2021  
OWNER: 035904-1  
BILLING FOR: January 2021

REFERENCE/DESCRIPTION OF CHARGES		GROSS CHARGES	WORKING INTEREST	NET CHARGE
EQUIPMENT RENTAL	L & R WELL SERVICE INC	635.75	0.006363620	4.05
EQUIPMENT RENTAL	L & R WELL SERVICE INC	1,261.75	0.006363620	8.03
EQUIPMENT RENTAL	WEATHERFORD US LP	923.16	0.006363620	5.87
EQUIPMENT RENTAL	D&H TRUCKING	207.11	0.006363620	1.32
HORIZONTAL DRILLOUT SERVICES	THRU TUBING SOLUTIONS INC	21,884.63	0.006363620	139.27
HORIZONTAL DRILLOUT SERVICES	QES PRESSURE CONTROL LLC	109,382.56	0.006363620	696.07
HORIZONTAL DRILLOUT SERVICES	WELL FOAM INC	12,971.04	0.006363620	82.54
HORIZONTAL DRILLOUT SERVICES	SWABCO INC	304.64	0.006363620	1.94
HORIZONTAL DRILLOUT SERVICES	GUNS UP SERVICES	45,656.25	0.006363620	290.54
HORIZONTAL DRILLOUT SERVICES	TRINITY OILFIELD SERVICES &	1,170.44	0.006363620	7.45
HORIZONTAL DRILLOUT SERVICES	TRINITY OILFIELD SERVICES &	851.86	0.006363620	5.42
HORIZONTAL DRILLOUT SERVICES	DIVINE WIRELINE SOLUTIONS	4,131.51	0.006363620	26.29
LOCATION / RESTORATION	R360 ENVIRONMENTAL SOLUT	182.00	0.006363620	1.16
LOCATION / RESTORATION	R360 ENVIRONMENTAL SOLUT	364.00	0.006363620	2.32
LOCATION / RESTORATION	R360 ENVIRONMENTAL SOLUT	125.00	0.006363620	0.80
LOCATION / RESTORATION	TRINITY OILFIELD SERVICES &	301.97	0.006363620	1.92
LOCATION / RESTORATION	TRINITY OILFIELD SERVICES &	252.96	0.006363620	1.61
LOCATION / RESTORATION	TRINITY OILFIELD SERVICES &	71.52	0.006363620	0.46
LOCATION / RESTORATION	WM ENERGY SERVICES HOLDI	552.50	0.006363620	3.52
LOCATION / RESTORATION	SUNDANCE SERVICES WEST IF	484.26	0.006363620	3.08
LOCATION / RESTORATION	SUNDANCE SERVICES WEST IF	277.66	0.006363620	1.77
LOCATION / RESTORATION	NORTHERN DELAWARE BASIN	110.77	0.006363620	0.70
LOGGING & WIRELINE SERVICES	ALTITUDE ENERGY PARTNER	4,688.65	0.006363620	29.84
MISC. AIR & PUMPING SERVICES	L & E SERVICES LLC	2,047.96	0.006363620	13.03
MISC. AIR & PUMPING SERVICES	L & E SERVICES LLC	629.73	0.006363620	4.01
MISC. AIR & PUMPING SERVICES	EXCALIBUR OILFIELD SERVIC	356.25	0.006363620	2.28
MISC. AIR & PUMPING SERVICES	EXCALIBUR OILFIELD SERVIC	46.88	0.006363620	0.30
MISC. AIR & PUMPING SERVICES	EXCALIBUR OILFIELD SERVIC	1,047.63	0.006363620	6.66
MISC. AIR & PUMPING SERVICES	EXCALIBUR OILFIELD SERVIC	168.88	0.006363620	1.08
MISC. AIR & PUMPING SERVICES	SARGE TRUCKING SERVICES, I	615.59	0.006363620	3.92
OVERHEAD FIXED RATE	MEWBOURNE OIL COMPANY	4,343.74	0.006363620	27.64
OVERHEAD FIXED RATE	MEWBOURNE OIL COMPANY	1,432.24	0.006363620	9.11
STIMULATION RENTALS & OTHER	TFH LTD CO	4,078.90	0.006363620	25.96
STIMULATION RENTALS & OTHER	WELL FOAM INC	2,503.42	0.006363620	15.93
STIMULATION RENTALS & OTHER	WELL FOAM INC	28,011.58	0.006363620	178.26
STIMULATION RENTALS & OTHER	GUNS UP SERVICES	17,787.86	0.006363620	113.20
STIMULATION RENTALS & OTHER	GUNS UP SERVICES	5,957.46	0.006363620	37.91
STIMULATION RENTALS & OTHER	INGRAM PROFESSIONAL SERV	238.40	0.006363620	1.52
STIMULATION RENTALS & OTHER	TRINITY OILFIELD SERVICES &	953.62	0.006363620	6.07
STIMULATION RENTALS & OTHER	TRINITY OILFIELD SERVICES &	1,103.30	0.006363620	7.02
STIMULATION RENTALS & OTHER	TANMAR RENTALS LLC	620.76	0.006363620	3.95
STIMULATION RENTALS & OTHER	TANMAR RENTALS LLC	595.27	0.006363620	3.79

## MEWBOURNE OIL COMPANY

TOM M RAGSDALE  
400 N SAM HOUSTON PARKWAY EAST  
SUITE 601  
HOUSTON, TX 77060

INVOICE NO.: 202101-13344  
INVOICE DATE: 1-31-2021  
OWNER: 035904-1  
BILLING FOR: January 2021

REFERENCE/DESCRIPTION OF CHARGES		GROSS CHARGES	WORKING INTEREST	NET CHARGE
STIMULATION RENTALS & OTHER	TANMAR RENTALS LLC	73.59	0.006363620	0.47
WATER AND OTHER	SOLARIS WATER MIDSTREAM	108,536.57	0.006363620	690.69
WELDING / CONSTRUCTION / MAINT. SERVICES	MEWBOURNE OIL COMPANY	168.75	0.006363620	1.07
Total Intangible Well Cost Cost		409,293.37		2,604.63
<u>Tangible Well Cost</u>				
SUBSURFACE EQUIP. & ARTIFICIAL LIFT SYSTEMS	HUDSON PACKER COMPANY I	9,367.23	0.006363620	59.61
TUBING (2" - 4")	MEWBOURNE OIL COMPANY	1,747.78	0.006363620	11.12
TUBING (2" - 4")	MEWBOURNE OIL COMPANY	90,798.26	0.006363620	577.81
TUBING (2" - 4")	PETROSMITH EQUIPMENT LP	3,609.59	0.006363620	22.97
TUBING HEAD & UPPER SECTION	DIVINE WIRELINE SOLUTIONS	17,565.74	0.006363620	111.78
TUBING HEAD & UPPER SECTION	DIVINE WIRELINE SOLUTIONS	1,571.21	0.006363620	10.00
TUBING HEAD & UPPER SECTION	VANZANDT CONTROLS, LLC	6,296.00	0.006363620	40.07
Total Tangible Well Cost Cost		130,955.81		833.36
<u>Equipment Beyond Wellhead</u>				
AUTOMATION METERING EQUIPMENT	MEWBOURNE OIL COMPANY	11,995.56	0.006363620	76.34
AUTOMATION METERING EQUIPMENT	ATCHAFALAYA MEASUREMENT	90.80	0.006363620	0.58
AUTOMATION METERING EQUIPMENT	TANKLOGIX LLC	13,237.52	0.006363620	84.24
AUTOMATION METERING EQUIPMENT	TANKLOGIX LLC	3,649.25	0.006363620	23.22
ELECTRICAL INSTALLATIONS	INGRAM PROFESSIONAL SERV	308.31	0.006363620	1.96
ELECTRICAL INSTALLATIONS	INGRAM PROFESSIONAL SERV	8,268.36	0.006363620	52.62
ELECTRICAL INSTALLATIONS	INGRAM PROFESSIONAL SERV	539.84	0.006363620	3.44
ELECTRICAL INSTALLATIONS	INGRAM PROFESSIONAL SERV	29,468.07	0.006363620	187.52
ELECTRICAL INSTALLATIONS	INGRAM PROFESSIONAL SERV	4,489.43	0.006363620	28.57
ELECTRICAL INSTALLATIONS	INGRAM PROFESSIONAL SERV	6,073.54	0.006363620	38.65
FITTINGS / VALVES & ACCESSORIES	JET SPECIALTY & SUPPLY INC	1,315.86	0.006363620	8.37
FITTINGS / VALVES & ACCESSORIES	JET SPECIALTY & SUPPLY INC	1,373.23	0.006363620	8.74
FITTINGS / VALVES & ACCESSORIES	KEYSTONE PUMP & SUPPLY LI	2,990.45	0.006363620	19.03
LINE PIPE & VALVES - GATHERING	MEWBOURNE OIL COMPANY	776.75	0.006363620	4.94
LINE PIPE & VALVES - GATHERING	MEWBOURNE OIL COMPANY	927.39	0.006363620	5.91
PRODUCTION EQUIP INSTALLATION	7B ROUSTABOUT LLC	412.50	0.006363620	2.63
PRODUCTION EQUIP INSTALLATION	G&A FABRICATION LLC	202.36	0.006363620	1.29
Total Equipment Beyond Wellhead Cost		86,119.22		548.05
<b>72186000-20 SUBTOTAL</b>		<b>626,368.40</b>		<b>3,986.04</b>
<b>PROPERTY: 72186000 72186000-30 CREEDENCE 21/16 W1FC ST COM 3H</b>				
<u>Lease Operating Expense</u>				
AUTOMATION MAINTENANCE	AMERICAN MILLENNIUM COR	12.85	0.006363620	0.08
AUTOMATION MAINTENANCE	TANKLOGIX LLC	329.79	0.006363620	2.10
CHEMICALS-CORROSION TREATING	IMPERATIVE CHEMICAL PART	705.15	0.006363620	4.49
CHEMICALS-CORROSION TREATING	IMPERATIVE CHEMICAL PART	625.04	0.006363620	3.98
CHEMICALS-CORROSION TREATING	IMPERATIVE CHEMICAL PART	899.68	0.006363620	5.73
COMPANY SUPERVISION	MEWBOURNE OIL COMPANY	1,050.00	0.006363620	6.68

## MEWBOURNE OIL COMPANY

TOM M RAGSDALE  
400 N SAM HOUSTON PARKWAY EAST  
SUITE 601  
HOUSTON, TX 77060

INVOICE NO.: 202101-13344  
INVOICE DATE: 1-31-2021  
OWNER: 035904-1  
BILLING FOR: January 2021

REFERENCE/DESCRIPTION OF CHARGES		GROSS CHARGES	WORKING INTEREST	NET CHARGE
COMPANY SUPERVISION	MEWBOURNE OIL COMPANY	525.00	0.006363620	3.34
COMPANY SUPERVISION	MEWBOURNE OIL COMPANY	1,837.50	0.006363620	11.69
COMPANY SUPERVISION	MEWBOURNE OIL COMPANY	787.50	0.006363620	5.01
COMPANY SUPERVISION	MEWBOURNE OIL COMPANY	1,575.00	0.006363620	10.02
COMPANY SUPERVISION	MEWBOURNE OIL COMPANY	525.00	0.006363620	3.34
COMPRESSOR MAINTENANCE	KODIAK GAS SERVICES LLC	2,109.89	0.006363620	13.43
CONTRACT SUPERVISION	TURNCO ENTERPRISES LLC	1,496.25	0.006363620	9.52
CONTRACT SUPERVISION	TURNCO ENTERPRISES LLC	1,197.00	0.006363620	7.62
CONTRACT SUPERVISION	TURNCO ENTERPRISES LLC	1,197.00	0.006363620	7.62
CONTRACT SUPERVISION	TURNCO ENTERPRISES LLC	1,197.00	0.006363620	7.62
CONTRACT SUPERVISION	TURNCO ENTERPRISES LLC	748.13	0.006363620	4.76
CONTRACT SUPERVISION	TURNCO ENTERPRISES LLC	748.13	0.006363620	4.76
CONTRACT SUPERVISION	TURNCO ENTERPRISES LLC	1,496.25	0.006363620	9.52
CONTRACT SUPERVISION	TURNCO ENTERPRISES LLC	1,496.25	0.006363620	9.52
CONTRACT SUPERVISION	TURNCO ENTERPRISES LLC	1,496.25	0.006363620	9.52
CONTRACT SUPERVISION	TURNCO ENTERPRISES LLC	748.13	0.006363620	4.76
CONTRACT SUPERVISION	TURNCO ENTERPRISES LLC	748.13	0.006363620	4.76
CONTRACT SUPERVISION	TURNCO ENTERPRISES LLC	1,496.25	0.006363620	9.52
CONTRACT SUPERVISION	TURNCO ENTERPRISES LLC	1,496.25	0.006363620	9.52
CONTRACT SUPERVISION	TURNCO ENTERPRISES LLC	1,496.25	0.006363620	9.52
CONTRACT SUPERVISION	TURNCO ENTERPRISES LLC	748.13	0.006363620	4.76
CONTRACT SUPERVISION	TURNCO ENTERPRISES LLC	748.13	0.006363620	4.76
CONTRACT SUPERVISION	TURNCO ENTERPRISES LLC	1,496.25	0.006363620	9.52
CONTRACT SUPERVISION	TURNCO ENTERPRISES LLC	1,496.25	0.006363620	9.52
CONTRACT SUPERVISION	TURNCO ENTERPRISES LLC	66.25	0.006363620	0.42
CONTRACT SUPERVISION	TURNCO ENTERPRISES LLC	66.25	0.006363620	0.42
CONTRACT SUPERVISION	TURNCO ENTERPRISES LLC	66.25	0.006363620	0.42
CONTRACT SUPERVISION	TURNCO ENTERPRISES LLC	1,496.25	0.006363620	9.52
CONTRACT SUPERVISION	TURNCO ENTERPRISES LLC	1,496.25	0.006363620	9.52
CONTRACT SUPERVISION	TURNCO ENTERPRISES LLC	1,496.25	0.006363620	9.52
CONTRACT SUPERVISION	D&H TRUCKING	566.35	0.006363620	3.60
CONTRACT SUPERVISION	D&H TRUCKING	418.01	0.006363620	2.66
EMISSIONS CONTROL EQUIPMENT MAINTENANCE	7B ROUSTABOUT LLC	581.25	0.006363620	3.70
EMISSIONS CONTROL EQUIPMENT MAINTENANCE	K&S OILFIELD SUPPLIES LLC	91.58	0.006363620	0.58
EMISSIONS CONTROL EQUIPMENT MAINTENANCE	K&S OILFIELD SUPPLIES LLC	132.84	0.006363620	0.85
EMISSIONS CONTROL EQUIPMENT MAINTENANCE	VAPROX LLC	137.34	0.006363620	0.87
EMISSIONS CONTROL EQUIPMENT MAINTENANCE	VAPROX LLC	133.38	0.006363620	0.85
EMISSIONS CONTROL EQUIPMENT MAINTENANCE	ROLFSON OIL LLC	239.46	0.006363620	1.52

## MEWBOURNE OIL COMPANY

TOM M RAGSDALE  
400 N SAM HOUSTON PARKWAY EAST  
SUITE 601  
HOUSTON, TX 77060

INVOICE NO.: 202101-13344

INVOICE DATE: 1-31-2021

OWNER: 035904-1

BILLING FOR: January 2021

REFERENCE/DESCRIPTION OF CHARGES		GROSS CHARGES	WORKING INTEREST	NET CHARGE
EMISSIONS CONTROL EQUIPMENT MAINTENANCE	AUTOMATED WELLHEAD COM	190.72	0.006363620	1.21
EMISSIONS CONTROL EQUIPMENT MAINTENANCE	AUTOMATED WELLHEAD COM	95.36	0.006363620	0.61
EMISSIONS CONTROL EQUIPMENT MAINTENANCE	AUTOMATED WELLHEAD COM	53.24	0.006363620	0.34
EMISSIONS CONTROL EQUIPMENT MAINTENANCE	AUTOMATED WELLHEAD COM	231.58	0.006363620	1.47
LEASE & FACILITY	MEWBOURNE OIL COMPANY	1,012.50	0.006363620	6.44
LEASE & FACILITY	MEWBOURNE OIL COMPANY	1,350.00	0.006363620	8.59
LEASE & FACILITY	MEWBOURNE OIL COMPANY	168.75	0.006363620	1.07
LEASE & FACILITY MAINTENANCE	T&J VALVE	83.35	0.006363620	0.53
LEASE & FACILITY MAINTENANCE	T&J VALVE	40.96	0.006363620	0.26
LEASE & FACILITY MAINTENANCE	T&J VALVE	40.96	0.006363620	0.26
LEASE & FACILITY MAINTENANCE	KEYSTONE PUMP & SUPPLY LI	121.17	0.006363620	0.77
LEASE & FACILITY MAINTENANCE	STANDARD OIL FIELD SUPPLY	114.11	0.006363620	0.73
LEASE & FACILITY MAINTENANCE	STANDARD OIL FIELD SUPPLY	8.24	0.006363620	0.05
LEASE & FACILITY MAINTENANCE	STANDARD OIL FIELD SUPPLY	17.60	0.006363620	0.11
LEASE & FACILITY MAINTENANCE	TURNCO ENTERPRISES LLC	175.00	0.006363620	1.11
LEASE & FACILITY MAINTENANCE	TURNCO ENTERPRISES LLC	375.00	0.006363620	2.39
LEASE & FACILITY MAINTENANCE	TURNCO ENTERPRISES LLC	400.00	0.006363620	2.55
LEASE & FACILITY MAINTENANCE	TURNCO ENTERPRISES LLC	200.00	0.006363620	1.27
LEASE & FACILITY MAINTENANCE	TURNCO ENTERPRISES LLC	43.75	0.006363620	0.28
LEASE & FACILITY MAINTENANCE	TURNCO ENTERPRISES LLC	66.25	0.006363620	0.42
LEASE & FACILITY MAINTENANCE	TURNCO ENTERPRISES LLC	66.25	0.006363620	0.42
LEASE & FACILITY MAINTENANCE	TURNCO ENTERPRISES LLC	275.00	0.006363620	1.75
LEASE & FACILITY MAINTENANCE	TURNCO ENTERPRISES LLC	150.00	0.006363620	0.95
LEASE & FACILITY MAINTENANCE	TURNCO ENTERPRISES LLC	50.00	0.006363620	0.32
LEASE & FACILITY MAINTENANCE	TURNCO ENTERPRISES LLC	62.50	0.006363620	0.40
LEASE & FACILITY MAINTENANCE	TURNCO ENTERPRISES LLC	200.00	0.006363620	1.27
LEASE & FACILITY MAINTENANCE	TURNCO ENTERPRISES LLC	175.00	0.006363620	1.11
LEASE & FACILITY MAINTENANCE	TURNCO ENTERPRISES LLC	250.00	0.006363620	1.59
LEASE & FACILITY MAINTENANCE	TURNCO ENTERPRISES LLC	325.00	0.006363620	2.07
LEASE & FACILITY MAINTENANCE	TRINITY OILFIELD SERVICES &	43.70	0.006363620	0.28
LEASE & FACILITY MAINTENANCE	TRINITY OILFIELD SERVICES &	291.39	0.006363620	1.85
LEASE & FACILITY MAINTENANCE	TRINITY OILFIELD SERVICES &	466.22	0.006363620	2.97
LEASE & FACILITY MAINTENANCE	TRINITY OILFIELD SERVICES &	116.56	0.006363620	0.74
LEASE & FACILITY MAINTENANCE	TRINITY OILFIELD SERVICES &	522.23	0.006363620	3.32
LEASE & FACILITY MAINTENANCE	TRINITY OILFIELD SERVICES &	174.83	0.006363620	1.11
LEASE & FACILITY MAINTENANCE	TRINITY OILFIELD SERVICES &	291.39	0.006363620	1.85
LEASE & FACILITY MAINTENANCE	TRINITY OILFIELD SERVICES &	291.39	0.006363620	1.85
LEASE & FACILITY MAINTENANCE	TRINITY OILFIELD SERVICES &	349.66	0.006363620	2.23
LEASE & FACILITY MAINTENANCE	TRINITY OILFIELD SERVICES &	407.94	0.006363620	2.60
LEASE & FACILITY MAINTENANCE	TRINITY OILFIELD SERVICES &	174.83	0.006363620	1.11
LEASE & FACILITY MAINTENANCE	TRINITY OILFIELD SERVICES &	87.42	0.006363620	0.56
LEASE & FACILITY MAINTENANCE	TRINITY OILFIELD SERVICES &	291.38	0.006363620	1.85



## MEWBOURNE OIL COMPANY

TOM M RAGSDALE  
400 N SAM HOUSTON PARKWAY EAST  
SUITE 601  
HOUSTON, TX 77060

INVOICE NO.: 202101-13344  
INVOICE DATE: 1-31-2021  
OWNER: 035904-1  
BILLING FOR: January 2021

REFERENCE/DESCRIPTION OF CHARGES		GROSS CHARGES	WORKING INTEREST	NET CHARGE
LEASE & FACILITY MAINTENANCE	TRINITY OILFIELD SERVICES &	58.27	0.006363620	0.37
LEASE & FACILITY MAINTENANCE	QATAR LLC	137.25	0.006363620	0.87
LEASE & FACILITY MAINTENANCE	QATAR LLC	64.59	0.006363620	0.41
MISCELLANEOUS EQUIPMENT RENTAL	MEWBOURNE OIL COMPANY	5,800.00	0.006363620	36.91
OVERHEAD-FIXED RATE	MEWBOURNE OIL COMPANY	800.00	0.006363620	5.09
PUMPING	MEWBOURNE OIL COMPANY	850.00	0.006363620	5.41
PUMPING	MEWBOURNE OIL COMPANY	850.00	0.006363620	5.41
RENTAL SERVICES	TFH LTD CO	200.27	0.006363620	1.27
RENTAL SERVICES	D&H TRUCKING	418.02	0.006363620	2.66
RENTAL SERVICES	KODIAK GAS SERVICES LLC	3,721.77	0.006363620	23.68
RENTAL SERVICES	KODIAK GAS SERVICES LLC	3,715.82	0.006363620	23.65
SALT WATER DISPOSAL	MEWBOURNE OIL COMPANY	55,479.60	0.006363620	353.05
SALT WATER DISPOSAL	TFH LTD CO	277.72	0.006363620	1.77
SALT WATER DISPOSAL	TRINITY OILFIELD SERVICES &	262.24	0.006363620	1.67
SALT WATER DISPOSAL	TRINITY OILFIELD SERVICES &	481.33	0.006363620	3.06
SALT WATER DISPOSAL	NGL WATER SOLUTIONS PERM	27.55	0.006363620	0.18
SALT WATER DISPOSAL	NGL WATER SOLUTIONS PERM	31.78	0.006363620	0.20
SALT WATER DISPOSAL	NGL WATER SOLUTIONS PERM	854.47	0.006363620	5.44
SALT WATER DISPOSAL	NGL WATER SOLUTIONS PERM	103.31	0.006363620	0.66
SALT WATER DISPOSAL	NGL WATER SOLUTIONS PERM	198.68	0.006363620	1.26
WELL/LEASE INSURANCE	LOCKTON COMPANIES LLC	1,461.00	0.006363620	9.30
Total Lease Operating Expense Cost		129,649.80		824.98

<b>72186000-30 SUBTOTAL</b>	<b>129,649.80</b>	<b>824.98</b>
<b>PROPERTY 72186000 TOTAL</b>	<b>759,238.98</b>	<b>4,831.52</b>
<b>72186000PREPAYMENTS</b>		<b>-4,831.52</b>

**PROPERTY: 72310000 72310000-10 IBEX 15/10 B1PA FED COM 2H**Intangible Well Cost

WELL / LEASE INSURANCE	LOCKTON COMPANIES LLC	3,598.59	0.000539020	1.94
Total Intangible Well Cost Cost		3,598.59		1.94

Tangible Well Cost

CASING (8.1" - 10.0")	ENERGY TUBULARS INC	114,821.40	0.000539020	61.89
Total Tangible Well Cost Cost		114,821.40		61.89

72310000-10 SUBTOTAL		118,419.99	63.83	
PROPERTY: 72310000 72310000-20 IBEX 15/10 B1PA FED COM 2H				
<u>Intangible Well Cost</u>				
COMPANY SUPERVISION	MEWBOURNE OIL COMPANY	1,200.00	0.000539020	0.65
COMPANY SUPERVISION	MEWBOURNE OIL COMPANY	2,100.00	0.000539020	1.13
COMPANY SUPERVISION	MEWBOURNE OIL COMPANY	2,362.50	0.000539020	1.27
COMPANY SUPERVISION	MEWBOURNE OIL COMPANY	2,625.00	0.000539020	1.41
COMPANY SUPERVISION	MEWBOURNE OIL COMPANY	550.00	0.000539020	0.30

## MEWBOURNE OIL COMPANY

TOM M RAGSDALE  
400 N SAM HOUSTON PARKWAY EAST  
SUITE 601  
HOUSTON, TX 77060

INVOICE NO.: 202101-13344  
INVOICE DATE: 1-31-2021  
OWNER: 035904-1  
BILLING FOR: January 2021

REFERENCE/DESCRIPTION OF CHARGES		GROSS CHARGES	WORKING INTEREST	NET CHARGE
COMPANY SUPERVISION	MEWBOURNE OIL COMPANY	2,100.00	0.000539020	1.13
COMPANY SUPERVISION	MEWBOURNE OIL COMPANY	525.00	0.000539020	0.28
COMPANY SUPERVISION	MEWBOURNE OIL COMPANY	2,100.00	0.000539020	1.13
COMPANY SUPERVISION	MEWBOURNE OIL COMPANY	550.00	0.000539020	0.30
COMPANY SUPERVISION	MEWBOURNE OIL COMPANY	787.50	0.000539020	0.42
CONTRACT SERVICES & SUPERVISION	SDS PETROLEUM CONSULTAN	7,912.50	0.000539020	4.27
CONTRACT SERVICES & SUPERVISION	SDS PETROLEUM CONSULTAN	3,165.00	0.000539020	1.71
CONTRACT SERVICES & SUPERVISION	SDS PETROLEUM CONSULTAN	3,587.00	0.000539020	1.93
CONTRACT SERVICES & SUPERVISION	SDS PETROLEUM CONSULTAN	3,587.00	0.000539020	1.93
CONTRACT SERVICES & SUPERVISION	SDS PETROLEUM CONSULTAN	1,793.50	0.000539020	0.97
EQUIPMENT RENTAL	TRINITY OILFIELD SERVICES &	7,801.72	0.000539020	4.21
EQUIPMENT RENTAL	TRINITY OILFIELD SERVICES &	1,711.74	0.000539020	0.92
EQUIPMENT RENTAL	TRINITY OILFIELD SERVICES &	3,112.25	0.000539020	1.68
FUEL	ROLFSON OIL LLC	226,892.09	0.000539020	122.30
HORIZONTAL DRILLOUT SERVICES	MAN WELDING SERVICE	4,784.43	0.000539020	2.58
HORIZONTAL DRILLOUT SERVICES	WELL FOAM INC	29,936.82	0.000539020	16.14
HORIZONTAL DRILLOUT SERVICES	SWABCO INC	770.15	0.000539020	0.42
HORIZONTAL DRILLOUT SERVICES	LESLIE CRAIG	3,195.80	0.000539020	1.72
HORIZONTAL DRILLOUT SERVICES	TRINITY OILFIELD SERVICES &	3,041.04	0.000539020	1.64
HORIZONTAL DRILLOUT SERVICES	ACCELERATED WATER RESOU	3,348.58	0.000539020	1.80
HORIZONTAL DRILLOUT SERVICES	SARGE TRUCKING SERVICES, I	4,346.19	0.000539020	2.34
LOCATION / RESTORATION	DUKE OILFIELD SERVICES LLC	274.30	0.000539020	0.15
LOCATION / RESTORATION	DUKE OILFIELD SERVICES LLC	1,055.00	0.000539020	0.57
LOCATION / RESTORATION	DUKE OILFIELD SERVICES LLC	1,055.00	0.000539020	0.57
LOCATION / RESTORATION	DUKE OILFIELD SERVICES LLC	274.30	0.000539020	0.15
LOCATION / RESTORATION	TRINITY OILFIELD SERVICES &	617.17	0.000539020	0.33
LOCATION / RESTORATION	TRINITY OILFIELD SERVICES &	655.34	0.000539020	0.35
LOCATION / RESTORATION	AMERICAWEST ENERGY SERV	375.00	0.000539020	0.20
LOCATION / RESTORATION	SUNDANCE SERVICES WEST I	697.53	0.000539020	0.38
LOCATION / RESTORATION	SUNDANCE SERVICES WEST I	517.78	0.000539020	0.28
LOCATION / RESTORATION	SUNDANCE SERVICES WEST I	555.34	0.000539020	0.30
LOCATION / RESTORATION	NORTHERN DELAWARE BASIN	105.50	0.000539020	0.06
LOCATION / RESTORATION	NORTHERN DELAWARE BASIN	601.35	0.000539020	0.32
LOGGING & WIRELINE SERVICES	KLX ENERGY SERVICES LLC	34,627.10	0.000539020	18.66
MISC. AIR & PUMPING SERVICES	JES ENERGY LLC	949.50	0.000539020	0.51
OVERHEAD FIXED RATE	MEWBOURNE OIL COMPANY	7,958.82	0.000539020	4.29
OVERHEAD FIXED RATE	MEWBOURNE OIL COMPANY	13,182.98	0.000539020	7.11
PIPELINE INTERCONNECT / ROW / EASEMENTS	STATE OF NEW MEXICO	16,413.38	0.000539020	8.85
REGULATORY PERMITS & SURVEYS	RRC SURVEYING LLC	568.01	0.000539020	0.31
STIMULATION	CUDD PUMPING SERVICES INC	57,087.55	0.000539020	30.77
STIMULATION	WELL FOAM INC	29,693.88	0.000539020	16.01
STIMULATION	UNIVERSAL PRESSURE PUMPI	763,866.59	0.000539020	411.74

## MEWBOURNE OIL COMPANY

TOM M RAGSDALE  
400 N SAM HOUSTON PARKWAY EAST  
SUITE 601  
HOUSTON, TX 77060

INVOICE NO.: 202101-13344  
INVOICE DATE: 1-31-2021  
OWNER: 035904-1  
BILLING FOR: January 2021

REFERENCE/DESCRIPTION OF CHARGES		GROSS CHARGES	WORKING INTEREST	NET CHARGE
STIMULATION RENTALS & OTHER	OIL STATES ENERGY SERVICE	39,038.22	0.000539020	21.04
STIMULATION RENTALS & OTHER	LESLIE CRAIG	4,148.24	0.000539020	2.24
STIMULATION RENTALS & OTHER	LESLIE CRAIG	1,141.67	0.000539020	0.62
STIMULATION RENTALS & OTHER	LESLIE CRAIG	875.69	0.000539020	0.47
STIMULATION RENTALS & OTHER	LESLIE CRAIG	105.13	0.000539020	0.06
STIMULATION RENTALS & OTHER	TRINITY OILFIELD SERVICES &	542.54	0.000539020	0.29
STIMULATION RENTALS & OTHER	TANMAR RENTALS LLC	57.82	0.000539020	0.03
STIMULATION RENTALS & OTHER	TANMAR RENTALS LLC	780.55	0.000539020	0.42
WATER AND OTHER	QATAR LLC	1,340.18	0.000539020	0.72
WELDING / CONSTRUCTION / MAINT. SERVICES	MEWBOURNE OIL COMPANY	337.50	0.000539020	0.18
Total Intangible Well Cost Cost		1,303,384.77		702.56
<u>Equipment Beyond Wellhead</u>				
AUTOMATION METERING EQUIPMENT	TANKLOGIX LLC	10,106.07	0.000539020	5.45
AUTOMATION METERING EQUIPMENT	SCHNEIDER ELECTRIC SYSTEM	2,675.08	0.000539020	1.44
ELECTRICAL INSTALLATIONS	INGRAM PROFESSIONAL SERV	21,437.46	0.000539020	11.56
ELECTRICAL INSTALLATIONS	INGRAM PROFESSIONAL SERV	62,488.04	0.000539020	33.68
ELECTRICAL INSTALLATIONS	INGRAM PROFESSIONAL SERV	48,745.67	0.000539020	26.27
FITTINGS / VALVES & ACCESSORIES	K&S OILFIELD SUPPLIES LLC	616.35	0.000539020	0.33
FITTINGS / VALVES & ACCESSORIES	EP&S LLC	2,586.97	0.000539020	1.39
FITTINGS / VALVES & ACCESSORIES	EP&S LLC	1,278.94	0.000539020	0.69
PIPE LINE CONSTRUCTION	NMR PIPELINE LLC	109,149.77	0.000539020	58.83
PIPE LINE CONSTRUCTION	TURNCO ENTERPRISES LLC	380.00	0.000539020	0.20
PIPE LINE CONSTRUCTION	LEGACY SAFETY AND CONSUM	1,055.00	0.000539020	0.57
PIPE LINE CONSTRUCTION	LEGACY SAFETY AND CONSUM	527.50	0.000539020	0.28
PRODUCTION EQUIP INSTALLATION	CUSTOM WELDING OF HOBBS	837.40	0.000539020	0.45
PRODUCTION EQUIP INSTALLATION	CUSTOM WELDING OF HOBBS	358.08	0.000539020	0.19
PRODUCTION EQUIP INSTALLATION	TRINITY OILFIELD SERVICES &	8,059.54	0.000539020	4.34
PRODUCTION EQUIP INSTALLATION	TRINITY OILFIELD SERVICES &	2,435.42	0.000539020	1.31
PRODUCTION EQUIP INSTALLATION	TRINITY OILFIELD SERVICES &	15,244.19	0.000539020	8.22
PRODUCTION EQUIP INSTALLATION	TRINITY OILFIELD SERVICES &	1,582.50	0.000539020	0.85
PRODUCTION EQUIP INSTALLATION	TRINITY OILFIELD SERVICES &	8,232.95	0.000539020	4.44
PRODUCTION EQUIP INSTALLATION	TRINITY OILFIELD SERVICES &	2,822.12	0.000539020	1.52
PRODUCTION EQUIP INSTALLATION	TRINITY OILFIELD SERVICES &	3,613.37	0.000539020	1.95
PRODUCTION EQUIP INSTALLATION	TRINITY OILFIELD SERVICES &	2,252.41	0.000539020	1.21
PRODUCTION EQUIP INSTALLATION	TRINITY OILFIELD SERVICES &	253.20	0.000539020	0.14
Total Equipment Beyond Wellhead Cost		306,738.03		165.31

72310000-20 SUBTOTAL

1,610,122.80

867.87

PROPERTY: 72310000 72310000-30 IBEX 15/10 B1PA FED COM 2H

Lease Operating Expense

AUTOMATION MAINTENANCE	INGRAM PROFESSIONAL SERV	548.33	0.000539020	0.30
AUTOMATION MAINTENANCE	INGRAM PROFESSIONAL SERV	4,572.91	0.000539020	2.46

## MEWBOURNE OIL COMPANY

TOM M RAGSDALE  
400 N SAM HOUSTON PARKWAY EAST  
SUITE 601  
HOUSTON, TX 77060

INVOICE NO.: 202101-13344  
INVOICE DATE: 1-31-2021  
OWNER: 035904-1  
BILLING FOR: January 2021

REFERENCE/DESCRIPTION OF CHARGES		GROSS CHARGES	WORKING INTEREST	NET CHARGE
AUTOMATION MAINTENANCE	TANKLOGIX LLC	1,319.20	0.000539020	0.71
COMPANY SUPERVISION	MEWBOURNE OIL COMPANY	1,575.00	0.000539020	0.85
COMPANY SUPERVISION	MEWBOURNE OIL COMPANY	1,575.00	0.000539020	0.85
EMISSIONS CONTROL EQUIPMENT MAINTENANCE	K&S OILFIELD SUPPLIES LLC	568.88	0.000539020	0.31
EMISSIONS CONTROL EQUIPMENT MAINTENANCE	VAPROX LLC	464.64	0.000539020	0.25
EMISSIONS CONTROL EQUIPMENT MAINTENANCE	AUTOMATED WELLHEAD COM	174.07	0.000539020	0.09
GATHERING/TREATING/DEHYDRATION	INDIAN FIRE & SAFETY, A DXF	320.44	0.000539020	0.17
GATHERING/TREATING/DEHYDRATION	LEGACY SAFETY AND CONSUM	20,108.05	0.000539020	10.84
LEASE & FACILITY	MEWBOURNE OIL COMPANY	1,073.25	0.000539020	0.58
LEASE & FACILITY	MEWBOURNE OIL COMPANY	560.25	0.000539020	0.30
LEASE & FACILITY MAINTENANCE	GARNER PUMP & SUPPLY INC	26.95	0.000539020	0.01
LEASE & FACILITY MAINTENANCE	GARNER PUMP & SUPPLY INC	14.93	0.000539020	0.01
LEASE & FACILITY MAINTENANCE	HR COMPRESSION & SERVICE	220.23	0.000539020	0.12
LEASE & FACILITY MAINTENANCE	TURNCO ENTERPRISES LLC	142.50	0.000539020	0.08
LEASE & FACILITY MAINTENANCE	EP&S LLC	4,020.38	0.000539020	2.17
LEASE & FACILITY MAINTENANCE	EP&S LLC	97.04	0.000539020	0.05
LEASE & FACILITY MAINTENANCE	EP&S LLC	1,082.58	0.000539020	0.58
LEASE & FACILITY MAINTENANCE	EP&S LLC	568.86	0.000539020	0.31
MISCELLANEOUS EQUIPMENT RENTAL	MEWBOURNE OIL COMPANY	23.52	0.000539020	0.01
OVERHEAD-FIXED RATE	MEWBOURNE OIL COMPANY	881.16	0.000539020	0.47
PRIME MOVER / PUMP MAINTENANCE	HR COMPRESSION & SERVICE	301.57	0.000539020	0.16
PUMPING	MEWBOURNE OIL COMPANY	850.00	0.000539020	0.46
PUMPING	MEWBOURNE OIL COMPANY	850.00	0.000539020	0.46
SALT WATER DISPOSAL	TRINITY OILFIELD SERVICES &	1,065.55	0.000539020	0.57
SALT WATER DISPOSAL	JES ENERGY LLC	807.07	0.000539020	0.44
SALT WATER DISPOSAL	MILESTONE ENVIRONMENTAL	31.25	0.000539020	0.02
SALT WATER DISPOSAL	SARGE TRUCKING SERVICES, I	6,519.30	0.000539020	3.51
SALT WATER DISPOSAL	SARGE TRUCKING SERVICES, I	5,025.71	0.000539020	2.71
WELL EQUIPMENT-SURFACE	K&S OILFIELD SUPPLIES LLC	2,112.68	0.000539020	1.14
WELL EQUIPMENT-SURFACE	TURNCO ENTERPRISES LLC	237.50	0.000539020	0.13
WELL EQUIPMENT-SURFACE	TURNCO ENTERPRISES LLC	285.00	0.000539020	0.15
Total Lease Operating Expense Cost		58,023.80		31.27
72310000-30 SUBTOTAL		58,023.80		31.27
PROPERTY 72310000 TOTAL		1,786,566.59		962.97

**MEWBOURNE OIL COMPANY**

MEWBOURNE OIL COMPANY  
P O BOX 7698  
TYLER, TX 75711-7698

TOM M RAGSDALE  
400 N SAM HOUSTON PARKWAY EAST  
SUITE 601  
HOUSTON, TX 77060

INVOICE NO.: 202007-02580

INVOICE DATE: 7-31-2020

OWNER: 035904-1

BILLING FOR: July 2020

**BALANCE FORWARD****92,622.22**

<b>CURRENT PERIOD ADJUSTMENT</b>					<b>AMOUNT</b>
<b>RECEIPTS</b>					
PAYMENT #: 111893 PAYMENT DATE: 07/08/2020					-31,299.50
<b>TOTAL CURRENT PERIOD ADJUSTMENT</b>					<b>-31,299.50</b>
<b>CURRENT CHARGES</b>		<b>GROSS</b>	<b>INTEREST</b>		<b>NET</b>
62390000 - PRONGHORN 15 B3BO FED COM 1H	TIER : 3 0	21,964.19	0.0683747500		1,501.81
62391000 - PRONGHORN 15 B3CN FED COM 1H	TIER : 2 0	-14,420.25	0.0683747500		-985.98
62391000 - PRONGHORN 15 B3CN FED COM 1H	TIER : 3 0	24,591.84	0.0683747500		1,681.49
62392000 - PRONGHORN 15 B3DM FED COM 1H	TIER : 3 0	20,735.91	0.0683747500		1,417.78
62774000 - IBEX 10 B3MD FED COM 1H	TIER : 2 0	-14,420.25	0.0519088600		-748.54
62774000 - IBEX 10 B3MD FED COM 1H	TIER : 3 0	21,312.51	0.0519088600		1,106.33
62775000 - IBEX 10 B3NC FED COM 1H	TIER : 2 0	-14,420.25	0.0519088600		-748.54
62775000 - IBEX 10 B3NC FED COM 1H	TIER : 3 0	26,722.75	0.0519088600		1,387.15
62776000 - IBEX 10 B3OB FED COM 1H	TIER : 2 0	16,575.00	0.0310932000		515.37
62776000 - IBEX 10 B3OB FED COM 1H	TIER : 3 0	16,176.61	0.0310932000		502.98
62906000 - GAZELLE 22 B2MD FED COM 2H	TIER : 2 0	-14,420.25	0.1954981900		-2,819.13
62906000 - GAZELLE 22 B2MD FED COM 2H	TIER : 3 0	17,969.67	0.1954981900		3,513.11
62915000 - CREEDENCE 21/16 W0ED ST COM 2H	TIER : 2 0	24,695.03	0.0063636200		157.16
62915000 - CREEDENCE 21/16 W0ED ST COM 2H	TIER : 3 0	80,552.52	0.0063636200		512.63
62916000 - CREEDENCE 21/16 W1ED ST COM 1H	TIER : 1 0	2,558.81	0.0063636200		16.28
62916000 - CREEDENCE 21/16 W1ED ST COM 1H	TIER : 2 0	26,037.66	0.0063636200		165.70
62916000 - CREEDENCE 21/16 W1ED ST COM 1H	TIER : 3 0	91,940.95	0.0063636200		585.10
62958000 - GAZELLE 22 B3MD FED COM 1H	TIER : 2 0	-14,420.25	0.1954981900		-2,819.13
62958000 - GAZELLE 22 B3MD FED COM 1H	TIER : 3 0	30,134.77	0.1954981900		5,891.34
72185000 - CREEDENCE 21/16 W0FC ST COM 4H	TIER : 1 0	831.18	0.0063636200		5.29
72185000 - CREEDENCE 21/16 W0FC ST COM 4H	TIER : 2 0	11,694.78	0.0063636200		74.42
72185000 - CREEDENCE 21/16 W0FC ST COM 4H	TIER : 3 0	6,723.39	0.0063636200		42.79
72186000 - CREEDENCE 21/16 W1FC ST COM 3H	TIER : 1 0	831.21	0.0063636200		5.29
72186000 - CREEDENCE 21/16 W1FC ST COM 3H	TIER : 2 0	11,339.47	0.0063636200		72.16
<b>TOTAL CURRENT CHARGES</b>		<b>381,287.00</b>			<b>11,032.86</b>
<b>APPLIED ADVANCES</b>					
62915000 - CREEDENCE 21/16 W0ED ST COM 2H					-669.79
62916000 - CREEDENCE 21/16 W1ED ST COM 1H					-767.08
72185000 - CREEDENCE 21/16 W0FC ST COM 4H					-122.50
72186000 - CREEDENCE 21/16 W1FC ST COM 3H					-77.45
<b>APPLIED ADVANCES TOTAL</b>					<b>-1,636.82</b>
<b>INVOICE TOTAL</b>					<b>9,396.04</b>
<b>OUTSTANDING BALANCE</b>					<b>70,718.76</b>



MEWBOURNE OIL COMPANY

TOM M RAGSDALE  
400 N SAM HOUSTON PARKWAY EAST  
SUITE 601  
HOUSTON, TX 77060

**INVOICE NO.:** 202007-02580  
**INVOICE DATE:** 7-31-2020  
**OWNER:** 035904-1  
**BILLING FOR:** July 2020

PLEASE INDICATE INVOICE# 202007-02580  
AND ACCOUNT# 035904-1  
ON REMITTANCE  
PAYMENT DUE 15 DAYS AFTER RECEIPT OF INVOICE PAYABLE IN US DOLLARS

FOR INQUIRIES, PLEASE CONTACT (903) 561-2900

## MEWBOURNE OIL COMPANY

TOM M RAGSDALE  
400 N SAM HOUSTON PARKWAY EAST  
SUITE 601  
HOUSTON, TX 77060

INVOICE NO.: 202007-02580  
INVOICE DATE: 7-31-2020  
OWNER: 035904-1  
BILLING FOR: July 2020

REFERENCE/DESCRIPTION OF CHARGES		GROSS CHARGES	WORKING INTEREST	NET CHARGE
<b>PROPERTY: 62390000 62390000-30 PRONGHORN 15 B3BO FED COM 1H</b>				
<u>Lease Operating Expense</u>				
CHEMICALS-WATER TREATING	IMPERATIVE CHEMICAL PART	111.82	0.068374750	7.65
CHEMICALS-WATER TREATING	IMPERATIVE CHEMICAL PART	237.90	0.068374750	16.27
CHEMICALS-WATER TREATING	IMPERATIVE CHEMICAL PART	261.99	0.068374750	17.91
COMPANY SUPERVISION	MEWBOURNE OIL COMPANY	420.75	0.068374750	28.77
COMPANY SUPERVISION	MEWBOURNE OIL COMPANY	637.50	0.068374750	43.59
COMPANY SUPERVISION	MEWBOURNE OIL COMPANY	420.75	0.068374750	28.77
COMPRESSOR MAINTENANCE	G&A FABRICATION LLC	141.92	0.068374750	9.70
COMPRESSOR MAINTENANCE	G&A FABRICATION LLC	141.92	0.068374750	9.70
COMPRESSOR MAINTENANCE	G&A FABRICATION LLC	283.84	0.068374750	19.40
COMPRESSOR RENTAL/SERVICES	GUNS UP SERVICES	241.69	0.068374750	16.53
COMPRESSOR RENTAL/SERVICES	GRAVITY OILFIELD SERVICES	29.24	0.068374750	2.00
COMPRESSOR RENTAL/SERVICES	GRAVITY OILFIELD SERVICES	30.22	0.068374750	2.07
COMPRESSOR RENTAL/SERVICES	GRAVITY OILFIELD SERVICES	29.24	0.068374750	2.00
COMPRESSOR RENTAL/SERVICES	TOTAL OPERATIONS & PRODU	4,238.33	0.068374750	289.79
FUEL, POWER & ELECTRICAL	XCEL ENERGY	1,692.12	0.068374750	115.69
LEASE MAINTENANCE	MEWBOURNE OIL COMPANY	86.24	0.068374750	5.90
LEASE MAINTENANCE	GAS WELL SERVICES INC	23.23	0.068374750	1.59
LEASE MAINTENANCE	GARNER PUMP & SUPPLY INC	1.19	0.068374750	0.08
LEASE MAINTENANCE	GARNER PUMP & SUPPLY INC	53.95	0.068374750	3.69
LEASE MAINTENANCE	GARNER PUMP & SUPPLY INC	267.57	0.068374750	18.30
LEASE MAINTENANCE	AMERICAN MILLENNIUM COR	25.70	0.068374750	1.76
LEASE MAINTENANCE	TURNCO ENTERPRISES LLC	18.27	0.068374750	1.25
LEASE MAINTENANCE	TURNCO ENTERPRISES LLC	27.69	0.068374750	1.89
LEASE MAINTENANCE	TURNCO ENTERPRISES LLC	21.92	0.068374750	1.50
LEASE MAINTENANCE	TURNCO ENTERPRISES LLC	43.85	0.068374750	3.00
LEASE MAINTENANCE	TURNCO ENTERPRISES LLC	4.62	0.068374750	0.32
LEASE MAINTENANCE	TURNCO ENTERPRISES LLC	43.85	0.068374750	3.00
LEASE MAINTENANCE	TURNCO ENTERPRISES LLC	56.93	0.068374750	3.89
LEASE MAINTENANCE	TURNCO ENTERPRISES LLC	85.00	0.068374750	5.81
LEASE MAINTENANCE	TURNCO ENTERPRISES LLC	170.00	0.068374750	11.62
LEASE MAINTENANCE	TURNCO ENTERPRISES LLC	36.54	0.068374750	2.50
LEASE MAINTENANCE	TURNCO ENTERPRISES LLC	14.62	0.068374750	1.00
LEASE MAINTENANCE	TURNCO ENTERPRISES LLC	67.86	0.068374750	4.64
LEASE MAINTENANCE	TRINITY OILFIELD SERVICES &	134.52	0.068374750	9.20
LEASE MAINTENANCE	EP&S LLC	129.39	0.068374750	8.85
LEASE MAINTENANCE	EP&S LLC	531.50	0.068374750	36.34
LEASE MAINTENANCE	AY TRUCKING INC	11.58	0.068374750	0.79
LEASE MAINTENANCE	AY TRUCKING INC	24.26	0.068374750	1.66
LEASE MAINTENANCE	AY TRUCKING INC	27.90	0.068374750	1.91
LEASE MAINTENANCE	AY TRUCKING INC	33.97	0.068374750	2.32

## MEWBOURNE OIL COMPANY

TOM M RAGSDALE  
400 N SAM HOUSTON PARKWAY EAST  
SUITE 601  
HOUSTON, TX 77060

INVOICE NO.: 202007-02580  
INVOICE DATE: 7-31-2020  
OWNER: 035904-1  
BILLING FOR: July 2020

REFERENCE/DESCRIPTION OF CHARGES		GROSS CHARGES	WORKING INTEREST	NET CHARGE
LEASE MAINTENANCE	AY TRUCKING INC	12.86	0.068374750	0.88
LEASE MAINTENANCE	AY TRUCKING INC	11.58	0.068374750	0.79
LEASE MAINTENANCE	AY TRUCKING INC	15.29	0.068374750	1.05
LEASE MAINTENANCE	AY TRUCKING INC	13.34	0.068374750	0.91
LEASE MAINTENANCE	LEGACY SAFETY AND CONSUM	35.15	0.068374750	2.40
LEASE MAINTENANCE	LEGACY SAFETY AND CONSUM	48.04	0.068374750	3.28
LEASE MAINTENANCE	MEWBOURNE OIL COMPANY	449.50	0.068374750	30.73
MISCELLANEOUS EQUIPMENT RENTAL	MEWBOURNE OIL COMPANY	220.50	0.068374750	15.08
OVERHEAD-FIXED RATE	MEWBOURNE OIL COMPANY	856.29	0.068374750	58.55
PRIME MOVER MAINTENANCE	HR COMPRESSION & SERVICE	53.86	0.068374750	3.68
PRIME MOVER MAINTENANCE	HR COMPRESSION & SERVICE	51.75	0.068374750	3.54
PRIME MOVER MAINTENANCE	HR COMPRESSION & SERVICE	124.35	0.068374750	8.50
PRIME MOVER MAINTENANCE	HR COMPRESSION & SERVICE	289.43	0.068374750	19.79
PRIME MOVER MAINTENANCE	HR COMPRESSION & SERVICE	1,200.23	0.068374750	82.06
PUMPING	MEWBOURNE OIL COMPANY	900.00	0.068374750	61.54
PUMPING	MEWBOURNE OIL COMPANY	450.00	0.068374750	30.77
SALT WATER DISPOSAL	OWL SWD OPERATING LLC	50.11	0.068374750	3.43
SALT WATER DISPOSAL	OWL SWD OPERATING LLC	42.73	0.068374750	2.92
SALT WATER DISPOSAL	OWL SWD OPERATING LLC	5,071.09	0.068374750	346.73
SALT WATER DISPOSAL	NGL WATER SOLUTIONS PERM	519.23	0.068374750	35.50
SALT WATER DISPOSAL	AY TRUCKING INC	101.89	0.068374750	6.97
SALT WATER DISPOSAL	AY TRUCKING INC	135.85	0.068374750	9.29
SALT WATER DISPOSAL	LIMESTONE BASIN PROPERTIE	333.81	0.068374750	22.83
SITE RESTORATION & EXCAVATION	SUNDANCE SERVICES WEST IN	10.95	0.068374750	0.75
TREATING,DEHYDRATION,METERING	LEGACY SAFETY AND CONSUM	11.39	0.068374750	0.78
TREATING,DEHYDRATION,METERING	LEGACY SAFETY AND CONSUM	13.82	0.068374750	0.95
TREATING,DEHYDRATION,METERING	LEGACY SAFETY AND CONSUM	79.77	0.068374750	5.46
Total Lease Operating Expense Cost		21,964.19		1,501.81
<b>62390000-30 SUBTOTAL</b>		<b>21,964.19</b>		<b>1,501.81</b>
<b>PROPERTY 62390000 TOTAL</b>		<b>21,964.19</b>		<b>1,501.81</b>
<b>PROPERTY: 62391000 62391000-20 PRONGHORN 15 B3CN FED COM 1H</b>				
<u>Tangible Well Cost</u>				
DRILLING HEAD	MEWBOURNE OIL COMPANY	-14,420.25	0.068374750	-985.98
Total Tangible Well Cost Cost		-14,420.25		-985.98
<b>62391000-20 SUBTOTAL</b>		<b>-14,420.25</b>		<b>-985.98</b>
<b>PROPERTY: 62391000 62391000-30 PRONGHORN 15 B3CN FED COM 1H</b>				
<u>Lease Operating Expense</u>				
CHEMICALS-WATER TREATING	IMPERATIVE CHEMICAL PART	297.68	0.068374750	20.35
COMPANY SUPERVISION	MEWBOURNE OIL COMPANY	420.75	0.068374750	28.77
COMPANY SUPERVISION	MEWBOURNE OIL COMPANY	637.50	0.068374750	43.59

## MEWBOURNE OIL COMPANY

TOM M RAGSDALE  
400 N SAM HOUSTON PARKWAY EAST  
SUITE 601  
HOUSTON, TX 77060

INVOICE NO.: 202007-02580  
INVOICE DATE: 7-31-2020  
OWNER: 035904-1  
BILLING FOR: July 2020

REFERENCE/DESCRIPTION OF CHARGES		GROSS CHARGES	WORKING INTEREST	NET CHARGE
COMPANY SUPERVISION	MEWBOURNE OIL COMPANY	1,058.25	0.068374750	72.36
COMPRESSOR MAINTENANCE	G&A FABRICATION LLC	141.92	0.068374750	9.70
COMPRESSOR MAINTENANCE	G&A FABRICATION LLC	719.19	0.068374750	49.17
COMPRESSOR RENTAL/SERVICES	GUNS UP SERVICES	252.19	0.068374750	17.25
COMPRESSOR RENTAL/SERVICES	KODIAK GAS SERVICES LLC	5,802.51	0.068374750	396.75
COMPRESSOR RENTAL/SERVICES	GRAVITY OILFIELD SERVICES	30.52	0.068374750	2.09
COMPRESSOR RENTAL/SERVICES	GRAVITY OILFIELD SERVICES	31.53	0.068374750	2.16
COMPRESSOR RENTAL/SERVICES	GRAVITY OILFIELD SERVICES	30.52	0.068374750	2.09
FUEL, POWER & ELECTRICAL	XCEL ENERGY	317.76	0.068374750	21.72
LEASE MAINTENANCE	MEWBOURNE OIL COMPANY	86.24	0.068374750	5.90
LEASE MAINTENANCE	GAS WELL SERVICES INC	23.23	0.068374750	1.59
LEASE MAINTENANCE	GARNER PUMP & SUPPLY INC	89.77	0.068374750	6.14
LEASE MAINTENANCE	GARNER PUMP & SUPPLY INC	1.18	0.068374750	0.08
LEASE MAINTENANCE	GARNER PUMP & SUPPLY INC	883.82	0.068374750	60.43
LEASE MAINTENANCE	K&S OILFIELD SUPPLIES LLC	19.18	0.068374750	1.31
LEASE MAINTENANCE	TURNCO ENTERPRISES LLC	18.27	0.068374750	1.25
LEASE MAINTENANCE	TURNCO ENTERPRISES LLC	27.69	0.068374750	1.89
LEASE MAINTENANCE	TURNCO ENTERPRISES LLC	21.92	0.068374750	1.50
LEASE MAINTENANCE	TURNCO ENTERPRISES LLC	43.85	0.068374750	3.00
LEASE MAINTENANCE	TURNCO ENTERPRISES LLC	4.61	0.068374750	0.32
LEASE MAINTENANCE	TURNCO ENTERPRISES LLC	43.85	0.068374750	3.00
LEASE MAINTENANCE	TURNCO ENTERPRISES LLC	56.91	0.068374750	3.89
LEASE MAINTENANCE	TURNCO ENTERPRISES LLC	85.00	0.068374750	5.81
LEASE MAINTENANCE	TURNCO ENTERPRISES LLC	36.54	0.068374750	2.50
LEASE MAINTENANCE	TURNCO ENTERPRISES LLC	14.61	0.068374750	1.00
LEASE MAINTENANCE	TURNCO ENTERPRISES LLC	67.86	0.068374750	4.64
LEASE MAINTENANCE	INGRAM PROFESSIONAL SERV	148.04	0.068374750	10.12
LEASE MAINTENANCE	INGRAM PROFESSIONAL SERV	305.24	0.068374750	20.87
LEASE MAINTENANCE	TRINITY OILFIELD SERVICES &	330.86	0.068374750	22.62
LEASE MAINTENANCE	EP&S LLC	129.39	0.068374750	8.85
LEASE MAINTENANCE	EP&S LLC	531.51	0.068374750	36.34
LEASE MAINTENANCE	WILDCAT PUMP & ENGINE REI	406.11	0.068374750	27.77
LEASE MAINTENANCE	WILDCAT PUMP & ENGINE REI	671.31	0.068374750	45.90
LEASE MAINTENANCE	AY TRUCKING INC	11.57	0.068374750	0.79
LEASE MAINTENANCE	AY TRUCKING INC	24.26	0.068374750	1.66
LEASE MAINTENANCE	AY TRUCKING INC	27.90	0.068374750	1.91
LEASE MAINTENANCE	AY TRUCKING INC	33.96	0.068374750	2.32
LEASE MAINTENANCE	AY TRUCKING INC	12.86	0.068374750	0.88
LEASE MAINTENANCE	AY TRUCKING INC	11.57	0.068374750	0.79
LEASE MAINTENANCE	AY TRUCKING INC	15.28	0.068374750	1.05
LEASE MAINTENANCE	AY TRUCKING INC	13.34	0.068374750	0.91
LEASE MAINTENANCE	LEGACY SAFETY AND CONSUM	36.66	0.068374750	2.51

## MEWBOURNE OIL COMPANY

TOM M RAGSDALE  
400 N SAM HOUSTON PARKWAY EAST  
SUITE 601  
HOUSTON, TX 77060

INVOICE NO.: 202007-02580  
INVOICE DATE: 7-31-2020  
OWNER: 035904-1  
BILLING FOR: July 2020

REFERENCE/DESCRIPTION OF CHARGES		GROSS CHARGES	WORKING INTEREST	NET CHARGE
LEASE MAINTENANCE	LEGACY SAFETY AND CONSUM	50.14	0.068374750	3.43
LEASE MAINTENANCE	MEWBOURNE OIL COMPANY	775.00	0.068374750	52.99
LEASE MAINTENANCE	MEWBOURNE OIL COMPANY	193.75	0.068374750	13.25
MISCELLANEOUS EQUIPMENT RENTAL	MEWBOURNE OIL COMPANY	220.50	0.068374750	15.08
OVERHEAD-FIXED RATE	MEWBOURNE OIL COMPANY	856.29	0.068374750	58.55
PRIME MOVER MAINTENANCE	HR COMPRESSION & SERVICES	56.20	0.068374750	3.84
PRIME MOVER MAINTENANCE	HR COMPRESSION & SERVICES	53.99	0.068374750	3.69
PRIME MOVER MAINTENANCE	HR COMPRESSION & SERVICES	129.76	0.068374750	8.87
PRIME MOVER MAINTENANCE	HR COMPRESSION & SERVICES	734.90	0.068374750	50.25
PRIME MOVER MAINTENANCE	HR COMPRESSION & SERVICES	518.03	0.068374750	35.42
PUMPING	MEWBOURNE OIL COMPANY	900.00	0.068374750	61.54
PUMPING	MEWBOURNE OIL COMPANY	225.00	0.068374750	15.39
SALT WATER DISPOSAL	OWL SWD OPERATING LLC	50.11	0.068374750	3.43
SALT WATER DISPOSAL	OWL SWD OPERATING LLC	42.73	0.068374750	2.92
SALT WATER DISPOSAL	OWL SWD OPERATING LLC	4,668.50	0.068374750	319.21
SALT WATER DISPOSAL	NGL WATER SOLUTIONS PERM	476.67	0.068374750	32.59
SALT WATER DISPOSAL	AY TRUCKING INC	101.89	0.068374750	6.96
SALT WATER DISPOSAL	AY TRUCKING INC	135.85	0.068374750	9.29
SALT WATER DISPOSAL	LIMESTONE BASIN PROPERTIE	307.29	0.068374750	21.01
SITE RESTORATION & EXCAVATION	SUNDANCE SERVICES WEST I	10.93	0.068374750	0.75
TREATING,DEHYDRATION,METERING	LEGACY SAFETY AND CONSUM	11.90	0.068374750	0.81
TREATING,DEHYDRATION,METERING	LEGACY SAFETY AND CONSUM	14.44	0.068374750	0.99
TREATING,DEHYDRATION,METERING	LEGACY SAFETY AND CONSUM	83.26	0.068374750	5.69
Total Lease Operating Expense Cost		24,591.84		1,681.49

62391000-30 SUBTOTAL

24,591.84

1,681.49

PROPERTY 62391000 TOTAL

10,171.59

695.51

PROPERTY: 62392000 62392000-30 PRONGHORN 15 B3DM FED COM 1H

Lease Operating Expense

CHEMICALS-WATER TREATING	IMPERATIVE CHEMICAL PART	297.68	0.068374750	20.35
COMPANY SUPERVISION	MEWBOURNE OIL COMPANY	433.50	0.068374750	29.64
COMPANY SUPERVISION	MEWBOURNE OIL COMPANY	637.50	0.068374750	43.59
COMPRESSOR MAINTENANCE	G&A FABRICATION LLC	141.92	0.068374750	9.70
COMPRESSOR MAINTENANCE	G&A FABRICATION LLC	719.22	0.068374750	49.18
COMPRESSOR RENTAL/SERVICES	GUNS UP SERVICES	168.12	0.068374750	11.50
COMPRESSOR RENTAL/SERVICES	GRAVITY OILFIELD SERVICES	20.34	0.068374750	1.39
COMPRESSOR RENTAL/SERVICES	GRAVITY OILFIELD SERVICES	21.02	0.068374750	1.43
COMPRESSOR RENTAL/SERVICES	GRAVITY OILFIELD SERVICES	20.34	0.068374750	1.39
COMPRESSOR RENTAL/SERVICES	TOTAL OPERATIONS & PRODU	4,238.33	0.068374750	289.79
FUEL, POWER & ELECTRICAL	XCEL ENERGY	1,616.36	0.068374750	110.52
LEASE MAINTENANCE	MEWBOURNE OIL COMPANY	86.24	0.068374750	5.90
LEASE MAINTENANCE	GAS WELL SERVICES INC	23.23	0.068374750	1.59



## MEWBOURNE OIL COMPANY

TOM M RAGSDALE  
400 N SAM HOUSTON PARKWAY EAST  
SUITE 601  
HOUSTON, TX 77060

**INVOICE NO.:** 202007-02580  
**INVOICE DATE:** 7-31-2020  
**OWNER:** 035904-1  
**BILLING FOR:** July 2020

REFERENCE/DESCRIPTION OF CHARGES		GROSS CHARGES	WORKING INTEREST	NET CHARGE
LEASE MAINTENANCE	GARNER PUMP & SUPPLY INC	89.78	0.068374750	6.14
LEASE MAINTENANCE	GARNER PUMP & SUPPLY INC	1.19	0.068374750	0.08
LEASE MAINTENANCE	GARNER PUMP & SUPPLY INC	883.82	0.068374750	60.43
LEASE MAINTENANCE	K&S OILFIELD SUPPLIES LLC	19.19	0.068374750	1.31
LEASE MAINTENANCE	TURNCO ENTERPRISES LLC	18.27	0.068374750	1.25
LEASE MAINTENANCE	TURNCO ENTERPRISES LLC	27.69	0.068374750	1.89
LEASE MAINTENANCE	TURNCO ENTERPRISES LLC	21.92	0.068374750	1.50
LEASE MAINTENANCE	TURNCO ENTERPRISES LLC	43.85	0.068374750	3.00
LEASE MAINTENANCE	TURNCO ENTERPRISES LLC	4.62	0.068374750	0.32
LEASE MAINTENANCE	TURNCO ENTERPRISES LLC	43.85	0.068374750	3.00
LEASE MAINTENANCE	TURNCO ENTERPRISES LLC	56.93	0.068374750	3.89
LEASE MAINTENANCE	TURNCO ENTERPRISES LLC	85.00	0.068374750	5.81
LEASE MAINTENANCE	TURNCO ENTERPRISES LLC	36.54	0.068374750	2.50
LEASE MAINTENANCE	TURNCO ENTERPRISES LLC	14.62	0.068374750	1.00
LEASE MAINTENANCE	TURNCO ENTERPRISES LLC	67.85	0.068374750	4.64
LEASE MAINTENANCE	INGRAM PROFESSIONAL SERV	148.06	0.068374750	10.12
LEASE MAINTENANCE	INGRAM PROFESSIONAL SERV	305.30	0.068374750	20.87
LEASE MAINTENANCE	TRINITY OILFIELD SERVICES &	330.89	0.068374750	22.62
LEASE MAINTENANCE	EP&S LLC	129.39	0.068374750	8.85
LEASE MAINTENANCE	EP&S LLC	531.49	0.068374750	36.34
LEASE MAINTENANCE	WILDCAT PUMP & ENGINE REI	406.12	0.068374750	27.77
LEASE MAINTENANCE	WILDCAT PUMP & ENGINE REI	671.32	0.068374750	45.90
LEASE MAINTENANCE	AY TRUCKING INC	11.58	0.068374750	0.79
LEASE MAINTENANCE	AY TRUCKING INC	24.26	0.068374750	1.66
LEASE MAINTENANCE	AY TRUCKING INC	27.90	0.068374750	1.91
LEASE MAINTENANCE	AY TRUCKING INC	33.97	0.068374750	2.32
LEASE MAINTENANCE	AY TRUCKING INC	12.86	0.068374750	0.88
LEASE MAINTENANCE	AY TRUCKING INC	11.58	0.068374750	0.79
LEASE MAINTENANCE	AY TRUCKING INC	15.29	0.068374750	1.05
LEASE MAINTENANCE	AY TRUCKING INC	13.34	0.068374750	0.91
LEASE MAINTENANCE	LEGACY SAFETY AND CONSUM	24.45	0.068374750	1.67
LEASE MAINTENANCE	LEGACY SAFETY AND CONSUM	33.42	0.068374750	2.28
LEASE MAINTENANCE	MEWBOURNE OIL COMPANY	457.25	0.068374750	31.27
MISCELLANEOUS EQUIPMENT RENTAL	MEWBOURNE OIL COMPANY	220.50	0.068374750	15.07
OVERHEAD-FIXED RATE	MEWBOURNE OIL COMPANY	856.32	0.068374750	58.55
PRIME MOVER MAINTENANCE	HR COMPRESSION & SERVICE	37.47	0.068374750	2.56
PRIME MOVER MAINTENANCE	HR COMPRESSION & SERVICE	35.99	0.068374750	2.46
PRIME MOVER MAINTENANCE	HR COMPRESSION & SERVICE	86.51	0.068374750	5.91
PRIME MOVER MAINTENANCE	HR COMPRESSION & SERVICE	734.91	0.068374750	50.25
PRIME MOVER MAINTENANCE	HR COMPRESSION & SERVICE	518.04	0.068374750	35.42
PUMPING	MEWBOURNE OIL COMPANY	900.00	0.068374750	61.54
PUMPING	MEWBOURNE OIL COMPANY	225.00	0.068374750	15.38

## MEWBOURNE OIL COMPANY

Page 8

TOM M RAGSDALE  
400 N SAM HOUSTON PARKWAY EAST  
SUITE 601  
HOUSTON, TX 77060

INVOICE NO.: 202007-02580  
INVOICE DATE: 7-31-2020  
OWNER: 035904-1  
BILLING FOR: July 2020

REFERENCE/DESCRIPTION OF CHARGES		GROSS CHARGES	WORKING INTEREST	NET CHARGE
SALT WATER DISPOSAL	OWL SWD OPERATING LLC	50.11	0.068374750	3.43
SALT WATER DISPOSAL	OWL SWD OPERATING LLC	42.73	0.068374750	2.92
SALT WATER DISPOSAL	OWL SWD OPERATING LLC	3,148.54	0.068374750	215.28
SALT WATER DISPOSAL	NGL WATER SOLUTIONS PERM	323.45	0.068374750	22.11
SALT WATER DISPOSAL	AY TRUCKING INC	101.89	0.068374750	6.97
SALT WATER DISPOSAL	AY TRUCKING INC	135.85	0.068374750	9.29
SALT WATER DISPOSAL	LIMESTONE BASIN PROPERTIE	207.23	0.068374750	14.17
SITE RESTORATION & EXCAVATION	SUNDANCE SERVICES WEST IF	10.94	0.068374750	0.75
TREATING,DEHYDRATION,METERING	LEGACY SAFETY AND CONSUM	7.93	0.068374750	0.54
TREATING,DEHYDRATION,METERING	LEGACY SAFETY AND CONSUM	9.61	0.068374750	0.66
TREATING,DEHYDRATION,METERING	LEGACY SAFETY AND CONSUM	55.50	0.068374750	3.79
Total Lease Operating Expense Cost		20,735.91		1,417.78
<b>62392000-30 SUBTOTAL</b>		<b>20,735.91</b>	<b>1,417.78</b>	
<b>PROPERTY 62392000 TOTAL</b>		<b>20,735.91</b>	<b>1,417.78</b>	
<b>PROPERTY: 62774000 62774000-20 IBEX 10 B3MD FED COM 1H</b>				
<u>Tangible Well Cost</u>				
DRILLING HEAD	MEWBOURNE OIL COMPANY	-14,420.25	0.051908860	-748.54
Total Tangible Well Cost Cost		-14,420.25		-748.54
<b>62774000-20 SUBTOTAL</b>		<b>-14,420.25</b>	<b>-748.54</b>	
<b>PROPERTY: 62774000 62774000-30 IBEX 10 B3MD FED COM 1H</b>				
<u>Lease Operating Expense</u>				
COMPANY SUPERVISION	MEWBOURNE OIL COMPANY	420.75	0.051908860	21.84
COMPANY SUPERVISION	MEWBOURNE OIL COMPANY	637.50	0.051908860	33.09
COMPANY SUPERVISION	MEWBOURNE OIL COMPANY	637.50	0.051908860	33.09
COMPRESSOR MAINTENANCE	G&A FABRICATION LLC	141.92	0.051908860	7.37
COMPRESSOR MAINTENANCE	G&A FABRICATION LLC	141.92	0.051908860	7.37
COMPRESSOR RENTAL/SERVICES	GUNS UP SERVICES	572.69	0.051908860	29.73
COMPRESSOR RENTAL/SERVICES	SERVICE COMPRESSION LLC	1,836.61	0.051908860	95.34
COMPRESSOR RENTAL/SERVICES	SERVICE COMPRESSION LLC	4,503.23	0.051908860	233.76
COMPRESSOR RENTAL/SERVICES	GRAVITY OILFIELD SERVICES	69.30	0.051908860	3.60
COMPRESSOR RENTAL/SERVICES	GRAVITY OILFIELD SERVICES	71.61	0.051908860	3.72
COMPRESSOR RENTAL/SERVICES	GRAVITY OILFIELD SERVICES	69.30	0.051908860	3.60
FUEL, POWER & ELECTRICAL	XCEL ENERGY	450.49	0.051908860	23.38
LEASE MAINTENANCE	MEWBOURNE OIL COMPANY	86.24	0.051908860	4.48
LEASE MAINTENANCE	GAS WELL SERVICES INC	23.22	0.051908860	1.20
LEASE MAINTENANCE	GARNER PUMP & SUPPLY INC	1.18	0.051908860	0.07
LEASE MAINTENANCE	AMERICAN MILLENNIUM COR	25.70	0.051908860	1.34
LEASE MAINTENANCE	AMERICAN MILLENNIUM COR	26.05	0.051908860	1.35
LEASE MAINTENANCE	TURNCO ENTERPRISES LLC	18.27	0.051908860	0.95
LEASE MAINTENANCE	TURNCO ENTERPRISES LLC	27.69	0.051908860	1.44

## MEWBOURNE OIL COMPANY

TOM M RAGSDALE  
400 N SAM HOUSTON PARKWAY EAST  
SUITE 601  
HOUSTON, TX 77060

**INVOICE NO.:** 202007-02580  
**INVOICE DATE:** 7-31-2020  
**OWNER:** 035904-1  
**BILLING FOR:** July 2020

REFERENCE/DESCRIPTION OF CHARGES		GROSS CHARGES	WORKING INTEREST	NET CHARGE
LEASE MAINTENANCE	TURNCO ENTERPRISES LLC	21.92	0.051908860	1.14
LEASE MAINTENANCE	TURNCO ENTERPRISES LLC	43.84	0.051908860	2.28
LEASE MAINTENANCE	TURNCO ENTERPRISES LLC	4.61	0.051908860	0.24
LEASE MAINTENANCE	TURNCO ENTERPRISES LLC	43.84	0.051908860	2.28
LEASE MAINTENANCE	TURNCO ENTERPRISES LLC	56.90	0.051908860	2.95
LEASE MAINTENANCE	TURNCO ENTERPRISES LLC	85.00	0.051908860	4.41
LEASE MAINTENANCE	TURNCO ENTERPRISES LLC	36.54	0.051908860	1.90
LEASE MAINTENANCE	TURNCO ENTERPRISES LLC	14.61	0.051908860	0.76
LEASE MAINTENANCE	TURNCO ENTERPRISES LLC	67.86	0.051908860	3.52
LEASE MAINTENANCE	EP&S LLC	129.39	0.051908860	6.72
LEASE MAINTENANCE	EP&S LLC	531.51	0.051908860	27.59
LEASE MAINTENANCE	AY TRUCKING INC	11.57	0.051908860	0.60
LEASE MAINTENANCE	AY TRUCKING INC	24.26	0.051908860	1.26
LEASE MAINTENANCE	AY TRUCKING INC	27.90	0.051908860	1.45
LEASE MAINTENANCE	AY TRUCKING INC	173.45	0.051908860	9.00
LEASE MAINTENANCE	AY TRUCKING INC	33.96	0.051908860	1.76
LEASE MAINTENANCE	AY TRUCKING INC	126.15	0.051908860	6.55
LEASE MAINTENANCE	AY TRUCKING INC	12.86	0.051908860	0.67
LEASE MAINTENANCE	AY TRUCKING INC	11.57	0.051908860	0.60
LEASE MAINTENANCE	AY TRUCKING INC	15.28	0.051908860	0.79
LEASE MAINTENANCE	AY TRUCKING INC	13.34	0.051908860	0.69
LEASE MAINTENANCE	LEGACY SAFETY AND CONSUM	83.27	0.051908860	4.32
LEASE MAINTENANCE	LEGACY SAFETY AND CONSUM	113.84	0.051908860	5.91
LEASE MAINTENANCE	MEWBOURNE OIL COMPANY	457.25	0.051908860	23.74
MISCELLANEOUS EQUIPMENT RENTAL	MEWBOURNE OIL COMPANY	220.50	0.051908860	11.45
OVERHEAD-FIXED RATE	MEWBOURNE OIL COMPANY	881.16	0.051908860	45.74
PRIME MOVER MAINTENANCE	HR COMPRESSION & SERVICE	127.64	0.051908860	6.62
PRIME MOVER MAINTENANCE	HR COMPRESSION & SERVICE	122.61	0.051908860	6.36
PRIME MOVER MAINTENANCE	HR COMPRESSION & SERVICE	294.66	0.051908860	15.30
PUMPING	MEWBOURNE OIL COMPANY	900.00	0.051908860	46.72
PUMPING	MEWBOURNE OIL COMPANY	450.00	0.051908860	23.36
SALT WATER DISPOSAL	OWL SWD OPERATING LLC	50.11	0.051908860	2.60
SALT WATER DISPOSAL	OWL SWD OPERATING LLC	42.73	0.051908860	2.22
SALT WATER DISPOSAL	OWL SWD OPERATING LLC	4,832.58	0.051908860	250.85
SALT WATER DISPOSAL	NGL WATER SOLUTIONS PERM	493.69	0.051908860	25.63
SALT WATER DISPOSAL	AY TRUCKING INC	101.89	0.051908860	5.29
SALT WATER DISPOSAL	AY TRUCKING INC	135.85	0.051908860	7.05
SALT WATER DISPOSAL	LIMESTONE BASIN PROPERTIE	318.11	0.051908860	16.51
SITE RESTORATION & EXCAVATION	R360 ENVIRONMENTAL SOLUT	179.35	0.051908860	9.31
SITE RESTORATION & EXCAVATION	SUNDANCE SERVICES WEST I	10.93	0.051908860	0.56
TREATING,DEHYDRATION,METERING	LEGACY SAFETY AND CONSUM	27.01	0.051908860	1.40
TREATING,DEHYDRATION,METERING	LEGACY SAFETY AND CONSUM	32.76	0.051908860	1.70

## MEWBOURNE OIL COMPANY

TOM M RAGSDALE  
400 N SAM HOUSTON PARKWAY EAST  
SUITE 601  
HOUSTON, TX 77060

INVOICE NO.: 202007-02580  
INVOICE DATE: 7-31-2020  
OWNER: 035904-1  
BILLING FOR: July 2020

REFERENCE/DESCRIPTION OF CHARGES		GROSS CHARGES	WORKING INTEREST	NET CHARGE
TREATING,DEHYDRATION,METERING	LEGACY SAFETY AND CONSUMPTION	189.04	0.051908860	9.81
Total Lease Operating Expense Cost		21,312.51		1,106.33
<b>62774000-30 SUBTOTAL</b>		<b>21,312.51</b>	<b>1,106.33</b>	
<b>PROPERTY 62774000 TOTAL</b>		<b>6,892.26</b>	<b>357.79</b>	
<b>PROPERTY: 62775000 62775000-20 IBEX 10 B3NC FED COM 1H</b>				
<u>Tangible Well Cost</u>				
DRILLING HEAD	MEWBOURNE OIL COMPANY	-14,420.25	0.051908860	-748.54
Total Tangible Well Cost Cost		-14,420.25		-748.54
<b>62775000-20 SUBTOTAL</b>		<b>-14,420.25</b>	<b>-748.54</b>	
<b>PROPERTY: 62775000 62775000-30 IBEX 10 B3NC FED COM 1H</b>				
<u>Lease Operating Expense</u>				
CHEMICALS-WATER TREATING	IMPERATIVE CHEMICAL PART	333.64	0.051908860	17.32
CHEMICALS-WATER TREATING	IMPERATIVE CHEMICAL PART	475.81	0.051908860	24.70
CHEMICALS-WATER TREATING	IMPERATIVE CHEMICAL PART	595.34	0.051908860	30.90
COMPANY SUPERVISION	MEWBOURNE OIL COMPANY	420.75	0.051908860	21.84
COMPANY SUPERVISION	MEWBOURNE OIL COMPANY	637.50	0.051908860	33.09
COMPANY SUPERVISION	MEWBOURNE OIL COMPANY	637.50	0.051908860	33.09
COMPRESSOR MAINTENANCE	G&A FABRICATION LLC	141.92	0.051908860	7.37
COMPRESSOR MAINTENANCE	G&A FABRICATION LLC	141.92	0.051908860	7.37
COMPRESSOR RENTAL/SERVICES	GUNS UP SERVICES	420.33	0.051908860	21.82
COMPRESSOR RENTAL/SERVICES	SERVICE COMPRESSION LLC	4,607.60	0.051908860	239.17
COMPRESSOR RENTAL/SERVICES	GRAVITY OILFIELD SERVICES	50.86	0.051908860	2.64
COMPRESSOR RENTAL/SERVICES	GRAVITY OILFIELD SERVICES	52.56	0.051908860	2.73
COMPRESSOR RENTAL/SERVICES	GRAVITY OILFIELD SERVICES	50.86	0.051908860	2.64
FUEL, POWER & ELECTRICAL	XCEL ENERGY	597.08	0.051908860	30.99
LEASE MAINTENANCE	MEWBOURNE OIL COMPANY	86.24	0.051908860	4.48
LEASE MAINTENANCE	GAS WELL SERVICES INC	23.22	0.051908860	1.20
LEASE MAINTENANCE	GARNER PUMP & SUPPLY INC	1.18	0.051908860	0.06
LEASE MAINTENANCE	AMERICAN MILLENNIUM COR	25.70	0.051908860	1.33
LEASE MAINTENANCE	AMERICAN MILLENNIUM COR	26.06	0.051908860	1.35
LEASE MAINTENANCE	TURNCO ENTERPRISES LLC	18.27	0.051908860	0.95
LEASE MAINTENANCE	TURNCO ENTERPRISES LLC	27.69	0.051908860	1.44
LEASE MAINTENANCE	TURNCO ENTERPRISES LLC	21.92	0.051908860	1.14
LEASE MAINTENANCE	TURNCO ENTERPRISES LLC	43.84	0.051908860	2.28
LEASE MAINTENANCE	TURNCO ENTERPRISES LLC	4.61	0.051908860	0.24
LEASE MAINTENANCE	TURNCO ENTERPRISES LLC	43.84	0.051908860	2.28
LEASE MAINTENANCE	TURNCO ENTERPRISES LLC	56.91	0.051908860	2.95
LEASE MAINTENANCE	TURNCO ENTERPRISES LLC	85.00	0.051908860	4.41
LEASE MAINTENANCE	TURNCO ENTERPRISES LLC	36.54	0.051908860	1.90
LEASE MAINTENANCE	TURNCO ENTERPRISES LLC	14.61	0.051908860	0.76

## MEWBOURNE OIL COMPANY

TOM M RAGSDALE  
400 N SAM HOUSTON PARKWAY EAST  
SUITE 601  
HOUSTON, TX 77060

INVOICE NO.: 202007-02580  
INVOICE DATE: 7-31-2020  
OWNER: 035904-1  
BILLING FOR: July 2020

REFERENCE/DESCRIPTION OF CHARGES		GROSS CHARGES	WORKING INTEREST	NET CHARGE
LEASE MAINTENANCE	TURNCO ENTERPRISES LLC	456.00	0.051908860	23.67
LEASE MAINTENANCE	TURNCO ENTERPRISES LLC	67.85	0.051908860	3.52
LEASE MAINTENANCE	EP&S LLC	129.39	0.051908860	6.72
LEASE MAINTENANCE	EP&S LLC	531.49	0.051908860	27.59
LEASE MAINTENANCE	AY TRUCKING INC	11.57	0.051908860	0.60
LEASE MAINTENANCE	AY TRUCKING INC	24.26	0.051908860	1.26
LEASE MAINTENANCE	AY TRUCKING INC	27.90	0.051908860	1.45
LEASE MAINTENANCE	AY TRUCKING INC	173.46	0.051908860	9.00
LEASE MAINTENANCE	AY TRUCKING INC	33.96	0.051908860	1.76
LEASE MAINTENANCE	AY TRUCKING INC	126.15	0.051908860	6.55
LEASE MAINTENANCE	AY TRUCKING INC	12.86	0.051908860	0.67
LEASE MAINTENANCE	AY TRUCKING INC	11.57	0.051908860	0.60
LEASE MAINTENANCE	AY TRUCKING INC	15.28	0.051908860	0.79
LEASE MAINTENANCE	AY TRUCKING INC	13.34	0.051908860	0.69
LEASE MAINTENANCE	LEGACY SAFETY AND CONSUM	61.11	0.051908860	3.17
LEASE MAINTENANCE	LEGACY SAFETY AND CONSUM	83.56	0.051908860	4.34
LEASE MAINTENANCE	MEWBOURNE OIL COMPANY	449.50	0.051908860	23.33
LEASE MAINTENANCE	MEWBOURNE OIL COMPANY	255.75	0.051908860	13.28
MISCELLANEOUS EQUIPMENT RENTAL	MEWBOURNE OIL COMPANY	220.50	0.051908860	11.45
OVERHEAD-FIXED RATE	MEWBOURNE OIL COMPANY	881.16	0.051908860	45.74
PRIME MOVER MAINTENANCE	HR COMPRESSION & SERVICE	93.69	0.051908860	4.86
PRIME MOVER MAINTENANCE	HR COMPRESSION & SERVICE	90.00	0.051908860	4.67
PRIME MOVER MAINTENANCE	HR COMPRESSION & SERVICE	216.27	0.051908860	11.23
PUMPING	MEWBOURNE OIL COMPANY	900.00	0.051908860	46.72
PUMPING	MEWBOURNE OIL COMPANY	450.00	0.051908860	23.36
SALT WATER DISPOSAL	OWL SWD OPERATING LLC	50.11	0.051908860	2.60
SALT WATER DISPOSAL	OWL SWD OPERATING LLC	42.73	0.051908860	2.22
SALT WATER DISPOSAL	OWL SWD OPERATING LLC	9,421.32	0.051908860	489.05
SALT WATER DISPOSAL	NGL WATER SOLUTIONS PERM	961.85	0.051908860	49.93
SALT WATER DISPOSAL	AY TRUCKING INC	101.89	0.051908860	5.29
SALT WATER DISPOSAL	AY TRUCKING INC	135.85	0.051908860	7.05
SALT WATER DISPOSAL	LIMESTONE BASIN PROPERTIE	620.15	0.051908860	32.19
SITE RESTORATION & EXCAVATION	R360 ENVIRONMENTAL SOLU	179.35	0.051908860	9.31
SITE RESTORATION & EXCAVATION	SUNDANCE SERVICES WEST I	10.93	0.051908860	0.57
TREATING,DEHYDRATION,METERING	LEGACY SAFETY AND CONSUM	19.84	0.051908860	1.03
TREATING,DEHYDRATION,METERING	LEGACY SAFETY AND CONSUM	24.06	0.051908860	1.25
TREATING,DEHYDRATION,METERING	LEGACY SAFETY AND CONSUM	138.75	0.051908860	7.20
Total Lease Operating Expense Cost		26,722.75		1,387.15
62775000-30 SUBTOTAL		26,722.75		1,387.15
PROPERTY 62775000 TOTAL		12,302.50		638.61
PROPERTY: 62776000 62776000-20 IBEX 10 B3OB FED COM 1H				



## MEWBOURNE OIL COMPANY

TOM M RAGSDALE  
400 N SAM HOUSTON PARKWAY EAST  
SUITE 601  
HOUSTON, TX 77060

INVOICE NO.: 202007-02580

INVOICE DATE: 7-31-2020

OWNER: 035904-1

BILLING FOR: July 2020

REFERENCE/DESCRIPTION OF CHARGES		GROSS CHARGES	WORKING INTEREST	NET CHARGE
<u>Tangible Well Cost</u>				
DRILLING HEAD	MEWBOURNE OIL COMPANY	16,575.00	0.031093200	515.37
Total Tangible Well Cost Cost		16,575.00		515.37
<b>62776000-20 SUBTOTAL</b>		<b>16,575.00</b>	<b>515.37</b>	
<b>PROPERTY: 62776000 62776000-30 IBEX 10 B3OB FED COM 1H</b>				
<u>Lease Operating Expense</u>				
CHEMICALS-WATER TREATING	IMPERATIVE CHEMICAL PART	126.08	0.031093200	3.92
CHEMICALS-WATER TREATING	IMPERATIVE CHEMICAL PART	261.99	0.031093200	8.15
COMPANY SUPERVISION	MEWBOURNE OIL COMPANY	433.50	0.031093200	13.48
COMPANY SUPERVISION	MEWBOURNE OIL COMPANY	637.50	0.031093200	19.82
COMPRESSOR MAINTENANCE	G&A FABRICATION LLC	141.92	0.031093200	4.41
COMPRESSOR MAINTENANCE	G&A FABRICATION LLC	141.92	0.031093200	4.41
COMPRESSOR RENTAL/SERVICES	GUNS UP SERVICES	331.01	0.031093200	10.29
COMPRESSOR RENTAL/SERVICES	GRAVITY OILFIELD SERVICES	40.05	0.031093200	1.24
COMPRESSOR RENTAL/SERVICES	GRAVITY OILFIELD SERVICES	41.39	0.031093200	1.29
COMPRESSOR RENTAL/SERVICES	GRAVITY OILFIELD SERVICES	40.05	0.031093200	1.24
FUEL, POWER & ELECTRICAL	XCEL ENERGY	414.03	0.031093200	12.87
LEASE MAINTENANCE	MEWBOURNE OIL COMPANY	86.24	0.031093200	2.68
LEASE MAINTENANCE	GAS WELL SERVICES INC	23.23	0.031093200	0.72
LEASE MAINTENANCE	GARNER PUMP & SUPPLY INC	1.19	0.031093200	0.04
LEASE MAINTENANCE	GARNER PUMP & SUPPLY INC	53.95	0.031093200	1.68
LEASE MAINTENANCE	GARNER PUMP & SUPPLY INC	267.56	0.031093200	8.32
LEASE MAINTENANCE	AMERICAN MILLENNIUM COR	25.70	0.031093200	0.80
LEASE MAINTENANCE	TURNCO ENTERPRISES LLC	18.27	0.031093200	0.57
LEASE MAINTENANCE	TURNCO ENTERPRISES LLC	27.69	0.031093200	0.86
LEASE MAINTENANCE	TURNCO ENTERPRISES LLC	21.92	0.031093200	0.68
LEASE MAINTENANCE	TURNCO ENTERPRISES LLC	43.85	0.031093200	1.36
LEASE MAINTENANCE	TURNCO ENTERPRISES LLC	4.62	0.031093200	0.14
LEASE MAINTENANCE	TURNCO ENTERPRISES LLC	43.85	0.031093200	1.36
LEASE MAINTENANCE	TURNCO ENTERPRISES LLC	56.93	0.031093200	1.77
LEASE MAINTENANCE	TURNCO ENTERPRISES LLC	85.00	0.031093200	2.64
LEASE MAINTENANCE	TURNCO ENTERPRISES LLC	170.00	0.031093200	5.29
LEASE MAINTENANCE	TURNCO ENTERPRISES LLC	36.54	0.031093200	1.14
LEASE MAINTENANCE	TURNCO ENTERPRISES LLC	14.62	0.031093200	0.46
LEASE MAINTENANCE	TURNCO ENTERPRISES LLC	67.86	0.031093200	2.11
LEASE MAINTENANCE	TRINITY OILFIELD SERVICES &	134.51	0.031093200	4.18
LEASE MAINTENANCE	EP&S LLC	129.39	0.031093200	4.02
LEASE MAINTENANCE	EP&S LLC	531.51	0.031093200	16.53
LEASE MAINTENANCE	AY TRUCKING INC	11.58	0.031093200	0.36
LEASE MAINTENANCE	AY TRUCKING INC	24.26	0.031093200	0.75
LEASE MAINTENANCE	AY TRUCKING INC	27.90	0.031093200	0.87

## MEWBOURNE OIL COMPANY

TOM M RAGSDALE  
400 N SAM HOUSTON PARKWAY EAST  
SUITE 601  
HOUSTON, TX 77060

INVOICE NO.: 202007-02580  
INVOICE DATE: 7-31-2020  
OWNER: 035904-1  
BILLING FOR: July 2020

REFERENCE/DESCRIPTION OF CHARGES		GROSS CHARGES	WORKING INTEREST	NET CHARGE
LEASE MAINTENANCE	AY TRUCKING INC	33.97	0.031093200	1.06
LEASE MAINTENANCE	AY TRUCKING INC	12.86	0.031093200	0.40
LEASE MAINTENANCE	AY TRUCKING INC	11.58	0.031093200	0.36
LEASE MAINTENANCE	AY TRUCKING INC	15.29	0.031093200	0.48
LEASE MAINTENANCE	AY TRUCKING INC	13.34	0.031093200	0.41
LEASE MAINTENANCE	LEGACY SAFETY AND CONSULTING	48.12	0.031093200	1.50
LEASE MAINTENANCE	LEGACY SAFETY AND CONSULTING	65.82	0.031093200	2.05
LEASE MAINTENANCE	MEWBOURNE OIL COMPANY	643.25	0.031093200	20.00
MISCELLANEOUS EQUIPMENT RENTAL	MEWBOURNE OIL COMPANY	220.50	0.031093200	6.86
OVERHEAD-FIXED RATE	MEWBOURNE OIL COMPANY	881.16	0.031093200	27.40
PRIME MOVER MAINTENANCE	HR COMPRESSION & SERVICES	73.77	0.031093200	2.29
PRIME MOVER MAINTENANCE	HR COMPRESSION & SERVICES	70.87	0.031093200	2.20
PRIME MOVER MAINTENANCE	HR COMPRESSION & SERVICES	170.31	0.031093200	5.30
PRIME MOVER MAINTENANCE	HR COMPRESSION & SERVICES	289.43	0.031093200	9.00
PRIME MOVER MAINTENANCE	HR COMPRESSION & SERVICES	1,200.24	0.031093200	37.32
PROFESSIONAL SERVICES	PRICE ENERGY CONSULTING INC	240.00	0.031093200	7.46
PUMPING	MEWBOURNE OIL COMPANY	900.00	0.031093200	27.98
PUMPING	MEWBOURNE OIL COMPANY	450.00	0.031093200	13.99
SALT WATER DISPOSAL	OWL SWD OPERATING LLC	50.11	0.031093200	1.56
SALT WATER DISPOSAL	OWL SWD OPERATING LLC	42.73	0.031093200	1.33
SALT WATER DISPOSAL	OWL SWD OPERATING LLC	4,993.61	0.031093200	155.27
SALT WATER DISPOSAL	NGL WATER SOLUTIONS PERM	510.72	0.031093200	15.88
SALT WATER DISPOSAL	AY TRUCKING INC	101.89	0.031093200	3.17
SALT WATER DISPOSAL	AY TRUCKING INC	135.85	0.031093200	4.22
SALT WATER DISPOSAL	LIMESTONE BASIN PROPERTIES	328.72	0.031093200	10.22
SITE RESTORATION & EXCAVATION	SUNDANCE SERVICES WEST INC	10.95	0.031093200	0.34
TREATING,DEHYDRATION,METERING	LEGACY SAFETY AND CONSULTING	15.65	0.031093200	0.49
TREATING,DEHYDRATION,METERING	LEGACY SAFETY AND CONSULTING	18.97	0.031093200	0.59
TREATING,DEHYDRATION,METERING	LEGACY SAFETY AND CONSULTING	109.29	0.031093200	3.40
Total Lease Operating Expense Cost		16,176.61		502.98
<b>62776000-30 SUBTOTAL</b>		<b>16,176.61</b>		<b>502.98</b>
<b>PROPERTY 62776000 TOTAL</b>		<b>32,751.61</b>		<b>1,018.35</b>
<b>PROPERTY: 62906000 62906000-20 GAZELLE 22 B2MD FED COM 2H</b>				
<u>Tangible Well Cost</u>				
DRILLING HEAD	MEWBOURNE OIL COMPANY	-14,420.25	0.195498190	-2,819.13
Total Tangible Well Cost Cost		-14,420.25		-2,819.13
<b>62906000-20 SUBTOTAL</b>		<b>-14,420.25</b>		<b>-2,819.13</b>
<b>PROPERTY: 62906000 62906000-30 GAZELLE 22 B2MD FED COM 2H</b>				
<u>Lease Operating Expense</u>				
COMPANY SUPERVISION	MEWBOURNE OIL COMPANY	956.25	0.195498190	186.95

## MEWBOURNE OIL COMPANY

TOM M RAGSDALE  
400 N SAM HOUSTON PARKWAY EAST  
SUITE 601  
HOUSTON, TX 77060

**INVOICE NO.:** 202007-02580  
**INVOICE DATE:** 7-31-2020  
**OWNER:** 035904-1  
**BILLING FOR:** July 2020

REFERENCE/DESCRIPTION OF CHARGES		GROSS CHARGES	WORKING INTEREST	NET CHARGE
COMPANY SUPERVISION	MEWBOURNE OIL COMPANY	318.75	0.195498190	62.32
COMPANY SUPERVISION	MEWBOURNE OIL COMPANY	318.75	0.195498190	62.32
COMPANY SUPERVISION	MEWBOURNE OIL COMPANY	1,160.25	0.195498190	226.83
COMPANY SUPERVISION	MEWBOURNE OIL COMPANY	420.75	0.195498190	82.26
COMPRESSOR MAINTENANCE	G&A FABRICATION LLC	141.92	0.195498190	27.75
COMPRESSOR MAINTENANCE	G&A FABRICATION LLC	141.92	0.195498190	27.75
COMPRESSOR MAINTENANCE	G&A FABRICATION LLC	141.92	0.195498190	27.75
COMPRESSOR MAINTENANCE	G&A FABRICATION LLC	113.41	0.195498190	22.17
COMPRESSOR MAINTENANCE	G&A FABRICATION LLC	141.92	0.195498190	27.75
COMPRESSOR RENTAL/SERVICES	GUNS UP SERVICES	194.39	0.195498190	38.00
COMPRESSOR RENTAL/SERVICES	GRAVITY OILFIELD SERVICES	23.52	0.195498190	4.60
COMPRESSOR RENTAL/SERVICES	GRAVITY OILFIELD SERVICES	24.31	0.195498190	4.76
COMPRESSOR RENTAL/SERVICES	GRAVITY OILFIELD SERVICES	23.52	0.195498190	4.60
FUEL, POWER & ELECTRICAL	XCEL ENERGY	352.05	0.195498190	68.82
LEASE MAINTENANCE	MEWBOURNE OIL COMPANY	86.24	0.195498190	16.86
LEASE MAINTENANCE	GAS WELL SERVICES INC	23.24	0.195498190	4.55
LEASE MAINTENANCE	GARNER PUMP & SUPPLY INC	1.19	0.195498190	0.24
LEASE MAINTENANCE	GARNER PUMP & SUPPLY INC	627.19	0.195498190	122.61
LEASE MAINTENANCE	GARNER PUMP & SUPPLY INC	85.81	0.195498190	16.78
LEASE MAINTENANCE	AMERICAN MILLENNIUM COR	18.12	0.195498190	3.54
LEASE MAINTENANCE	AMERICAN MILLENNIUM COR	18.32	0.195498190	3.58
LEASE MAINTENANCE	TURNCO ENTERPRISES LLC	190.00	0.195498190	37.14
LEASE MAINTENANCE	TURNCO ENTERPRISES LLC	393.69	0.195498190	76.96
LEASE MAINTENANCE	TURNCO ENTERPRISES LLC	18.27	0.195498190	3.57
LEASE MAINTENANCE	TURNCO ENTERPRISES LLC	71.25	0.195498190	13.93
LEASE MAINTENANCE	TURNCO ENTERPRISES LLC	27.70	0.195498190	5.42
LEASE MAINTENANCE	TURNCO ENTERPRISES LLC	21.93	0.195498190	4.29
LEASE MAINTENANCE	TURNCO ENTERPRISES LLC	43.85	0.195498190	8.57
LEASE MAINTENANCE	TURNCO ENTERPRISES LLC	4.62	0.195498190	0.90
LEASE MAINTENANCE	TURNCO ENTERPRISES LLC	43.85	0.195498190	8.57
LEASE MAINTENANCE	TURNCO ENTERPRISES LLC	274.94	0.195498190	53.75
LEASE MAINTENANCE	TURNCO ENTERPRISES LLC	56.93	0.195498190	11.12
LEASE MAINTENANCE	TURNCO ENTERPRISES LLC	36.54	0.195498190	7.14
LEASE MAINTENANCE	TURNCO ENTERPRISES LLC	14.62	0.195498190	2.86
LEASE MAINTENANCE	TURNCO ENTERPRISES LLC	285.00	0.195498190	55.71
LEASE MAINTENANCE	INGRAM PROFESSIONAL SERV	118.14	0.195498190	23.09
LEASE MAINTENANCE	TRINITY OILFIELD SERVICES &	360.80	0.195498190	70.54
LEASE MAINTENANCE	EP&S LLC	45.39	0.195498190	8.87
LEASE MAINTENANCE	EP&S LLC	129.39	0.195498190	25.30
LEASE MAINTENANCE	AY TRUCKING INC	11.58	0.195498190	2.27
LEASE MAINTENANCE	AY TRUCKING INC	24.27	0.195498190	4.75
LEASE MAINTENANCE	AY TRUCKING INC	27.90	0.195498190	5.46

## MEWBOURNE OIL COMPANY

TOM M RAGSDALE  
400 N SAM HOUSTON PARKWAY EAST  
SUITE 601  
HOUSTON, TX 77060

INVOICE NO.: 202007-02580  
INVOICE DATE: 7-31-2020  
OWNER: 035904-1  
BILLING FOR: July 2020

REFERENCE/DESCRIPTION OF CHARGES		GROSS CHARGES	WORKING INTEREST	NET CHARGE
LEASE MAINTENANCE	AY TRUCKING INC	33.97	0.195498190	6.64
LEASE MAINTENANCE	AY TRUCKING INC	94.61	0.195498190	18.49
LEASE MAINTENANCE	AY TRUCKING INC	362.68	0.195498190	70.90
LEASE MAINTENANCE	AY TRUCKING INC	12.86	0.195498190	2.51
LEASE MAINTENANCE	AY TRUCKING INC	11.58	0.195498190	2.27
LEASE MAINTENANCE	AY TRUCKING INC	15.29	0.195498190	2.99
LEASE MAINTENANCE	AY TRUCKING INC	13.34	0.195498190	2.61
LEASE MAINTENANCE	LEGACY SAFETY AND CONSUM	28.27	0.195498190	5.53
LEASE MAINTENANCE	LEGACY SAFETY AND CONSUM	38.63	0.195498190	7.55
LEASE MAINTENANCE	MEWBOURNE OIL COMPANY	387.50	0.195498190	75.76
MISCELLANEOUS EQUIPMENT RENTAL	MEWBOURNE OIL COMPANY	220.50	0.195498190	43.11
OVERHEAD-FIXED RATE	MEWBOURNE OIL COMPANY	881.16	0.195498190	172.27
PRIME MOVER MAINTENANCE	HR COMPRESSION & SERVICE	43.33	0.195498190	8.47
PRIME MOVER MAINTENANCE	HR COMPRESSION & SERVICE	41.63	0.195498190	8.14
PRIME MOVER MAINTENANCE	HR COMPRESSION & SERVICE	100.02	0.195498190	19.56
PUMPING	MEWBOURNE OIL COMPANY	900.00	0.195498190	175.95
PUMPING	MEWBOURNE OIL COMPANY	450.00	0.195498190	87.98
SALT WATER DISPOSAL	OWL SWD OPERATING LLC	50.12	0.195498190	9.80
SALT WATER DISPOSAL	OWL SWD OPERATING LLC	42.73	0.195498190	8.35
SALT WATER DISPOSAL	OWL SWD OPERATING LLC	5,299.73	0.195498190	1,036.09
SALT WATER DISPOSAL	NGL WATER SOLUTIONS PERM	536.25	0.195498190	104.84
SALT WATER DISPOSAL	AY TRUCKING INC	101.90	0.195498190	19.92
SALT WATER DISPOSAL	AY TRUCKING INC	135.86	0.195498190	26.56
SALT WATER DISPOSAL	LIMESTONE BASIN PROPERTIE	348.83	0.195498190	68.20
SITE RESTORATION & EXCAVATION	SUNDANCE SERVICES WEST I	189.14	0.195498190	36.98
SITE RESTORATION & EXCAVATION	SUNDANCE SERVICES WEST I	10.95	0.195498190	2.13
TREATING,DEHYDRATION,METERING	LEGACY SAFETY AND CONSUM	9.15	0.195498190	1.80
TREATING,DEHYDRATION,METERING	LEGACY SAFETY AND CONSUM	11.10	0.195498190	2.17
TREATING,DEHYDRATION,METERING	LEGACY SAFETY AND CONSUM	64.14	0.195498190	12.54
Total Lease Operating Expense Cost		17,969.67		3,513.11
<b>62906000-30 SUBTOTAL</b>		<b>17,969.67</b>		<b>3,513.11</b>
<b>PROPERTY 62906000 TOTAL</b>		<b>3,549.42</b>		<b>693.98</b>
<b>PROPERTY: 62915000 62915000-20 CREEDENCE 21/16 W0ED ST COM 2H</b>				
<u>Intangible Well Cost</u>				
OVERHEAD FIXED RATE	MEWBOURNE OIL COMPANY	488.15	0.006363620	3.11
Total Intangible Well Cost Cost		488.15		3.11
<u>Tangible Well Cost</u>				
DRILLING HEAD	MEWBOURNE OIL COMPANY	16,575.00	0.006363620	105.48
TUBING HEAD & UPPER SECTION	DIVINE WIRELINE SOLUTIONS	7,631.88	0.006363620	48.57
Total Tangible Well Cost Cost		24,206.88		154.05

## MEWBOURNE OIL COMPANY

TOM M RAGSDALE  
400 N SAM HOUSTON PARKWAY EAST  
SUITE 601  
HOUSTON, TX 77060

INVOICE NO.: 202007-02580  
INVOICE DATE: 7-31-2020  
OWNER: 035904-1  
BILLING FOR: July 2020

REFERENCE/DESCRIPTION OF CHARGES		GROSS CHARGES	WORKING INTEREST	NET CHARGE
<b>62915000-20 SUBTOTAL</b>		<b>24,695.03</b>	<b>157.16</b>	
<b>PROPERTY: 62915000 62915000-30 CREEDENCE 21/16 W0ED ST COM 2H</b>				
<u>Lease Operating Expense</u>				
COMPANY SUPERVISION	MEWBOURNE OIL COMPANY	637.50	0.006363620	4.06
COMPANY SUPERVISION	MEWBOURNE OIL COMPANY	5,737.50	0.006363620	36.51
COMPANY SUPERVISION	MEWBOURNE OIL COMPANY	420.75	0.006363620	2.68
COMPANY SUPERVISION	MEWBOURNE OIL COMPANY	1,593.75	0.006363620	10.14
COMPANY SUPERVISION	MEWBOURNE OIL COMPANY	318.75	0.006363620	2.03
COMPANY SUPERVISION	MEWBOURNE OIL COMPANY	637.50	0.006363620	4.06
COMPRESSOR MAINTENANCE	G&A FABRICATION LLC	232.51	0.006363620	1.48
COMPRESSOR MAINTENANCE	AUTOMATED WELLHEAD COM	235.76	0.006363620	1.50
COMPRESSOR MAINTENANCE	AUTOMATED WELLHEAD COM	206.63	0.006363620	1.31
COMPRESSOR MAINTENANCE	AUTOMATED WELLHEAD COM	360.27	0.006363620	2.29
COMPRESSOR MAINTENANCE	AUTOMATED WELLHEAD COM	540.39	0.006363620	3.44
COMPRESSOR MAINTENANCE	AUTOMATED WELLHEAD COM	487.42	0.006363620	3.10
COMPRESSOR MAINTENANCE	AUTOMATED WELLHEAD COM	296.69	0.006363620	1.89
COMPRESSOR MAINTENANCE	AUTOMATED WELLHEAD COM	180.13	0.006363620	1.15
CONTRACT SUPERVISION	TURNCO ENTERPRISES LLC	166.25	0.006363620	1.06
CONTRACT SUPERVISION	TURNCO ENTERPRISES LLC	772.50	0.006363620	4.92
CONTRACT SUPERVISION	TURNCO ENTERPRISES LLC	2,224.50	0.006363620	14.16
CONTRACT SUPERVISION	TURNCO ENTERPRISES LLC	1,433.24	0.006363620	9.12
CONTRACT SUPERVISION	TURNCO ENTERPRISES LLC	1,433.24	0.006363620	9.12
CONTRACT SUPERVISION	TURNCO ENTERPRISES LLC	1,433.25	0.006363620	9.12
CONTRACT SUPERVISION	TURNCO ENTERPRISES LLC	409.50	0.006363620	2.61
FUEL, POWER & ELECTRICAL	XCEL ENERGY	12,290.56	0.006363620	78.21
LEASE MAINTENANCE	MEWBOURNE OIL COMPANY	86.24	0.006363620	0.55
LEASE MAINTENANCE	AMERICAN MILLENNIUM COR	22.06	0.006363620	0.14
LEASE MAINTENANCE	AMERICAN MILLENNIUM COR	21.97	0.006363620	0.14
LEASE MAINTENANCE	STANDARD OIL FIELD SUPPLY	10.89	0.006363620	0.07
LEASE MAINTENANCE	STANDARD OIL FIELD SUPPLY	140.78	0.006363620	0.90
LEASE MAINTENANCE	R360 ENVIRONMENTAL SOLUT	29.01	0.006363620	0.18
LEASE MAINTENANCE	TRINITY OILFIELD SERVICES &	94.33	0.006363620	0.60
LEASE MAINTENANCE	TRINITY OILFIELD SERVICES &	47.68	0.006363620	0.30
LEASE MAINTENANCE	MEWBOURNE OIL COMPANY	255.75	0.006363620	1.63
LEASE MAINTENANCE	MEWBOURNE OIL COMPANY	387.50	0.006363620	2.47
LEASE MAINTENANCE	MEWBOURNE OIL COMPANY	193.75	0.006363620	1.23
LEASE MAINTENANCE	SARGE TRUCKING SERVICES, I	69.97	0.006363620	0.44
LEASE MAINTENANCE	SUNDANCE SERVICES WEST IN	42.93	0.006363620	0.27
OVERHEAD-FIXED RATE	MEWBOURNE OIL COMPANY	881.16	0.006363620	5.61
PUMPING	MEWBOURNE OIL COMPANY	900.00	0.006363620	5.73
PUMPING	MEWBOURNE OIL COMPANY	900.00	0.006363620	5.73
SALT WATER DISPOSAL	MEWBOURNE OIL COMPANY	44,359.36	0.006363620	282.29



## MEWBOURNE OIL COMPANY

TOM M RAGSDALE  
400 N SAM HOUSTON PARKWAY EAST  
SUITE 601  
HOUSTON, TX 77060

INVOICE NO.: 202007-02580  
INVOICE DATE: 7-31-2020  
OWNER: 035904-1  
BILLING FOR: July 2020

REFERENCE/DESCRIPTION OF CHARGES		GROSS CHARGES	WORKING INTEREST	NET CHARGE
SALT WATER DISPOSAL	QATAR LLC	60.55	0.006363620	0.39
Total Lease Operating Expense Cost		80,552.52		512.63
<b>62915000-30 SUBTOTAL</b>		<b>80,552.52</b>	<b>512.63</b>	
<b>PROPERTY 62915000 TOTAL</b>		<b>105,247.55</b>	<b>669.79</b>	
<b>62915000PREPAYMENTS</b>				<b>-669.79</b>
<b>PROPERTY: 62916000 62916000-10 CREEDENCE 21/16 W1ED ST COM 1H</b>				
<u>Intangible Well Cost</u>				
WELL / LEASE LEGAL	GUARANTY TITLE COMPANY	2,558.81	0.006363620	16.28
Total Intangible Well Cost Cost		2,558.81		16.28
<b>62916000-10 SUBTOTAL</b>		<b>2,558.81</b>	<b>16.28</b>	
<b>PROPERTY: 62916000 62916000-20 CREEDENCE 21/16 W1ED ST COM 1H</b>				
<u>Intangible Well Cost</u>				
OVERHEAD FIXED RATE	MEWBOURNE OIL COMPANY	488.15	0.006363620	3.11
Total Intangible Well Cost Cost		488.15		3.11
<u>Tangible Well Cost</u>				
DRILLING HEAD	MEWBOURNE OIL COMPANY	16,575.00	0.006363620	105.48
TUBING HEAD & UPPER SECTION	DIVINE WIRELINE SOLUTIONS	8,974.51	0.006363620	57.11
Total Tangible Well Cost Cost		25,549.51		162.59
<b>62916000-20 SUBTOTAL</b>		<b>26,037.66</b>	<b>165.70</b>	
<b>PROPERTY: 62916000 62916000-30 CREEDENCE 21/16 W1ED ST COM 1H</b>				
<u>Lease Operating Expense</u>				
COMPANY SUPERVISION	MEWBOURNE OIL COMPANY	637.50	0.006363620	4.06
COMPANY SUPERVISION	MEWBOURNE OIL COMPANY	5,737.50	0.006363620	36.51
COMPANY SUPERVISION	MEWBOURNE OIL COMPANY	13,387.50	0.006363620	85.19
COMPANY SUPERVISION	MEWBOURNE OIL COMPANY	1,593.75	0.006363620	10.14
COMPANY SUPERVISION	MEWBOURNE OIL COMPANY	318.75	0.006363620	2.03
COMPANY SUPERVISION	MEWBOURNE OIL COMPANY	637.50	0.006363620	4.06
COMPRESSOR MAINTENANCE	G&A FABRICATION LLC	232.48	0.006363620	1.48
COMPRESSOR MAINTENANCE	AUTOMATED WELLHEAD COM	235.75	0.006363620	1.50
COMPRESSOR MAINTENANCE	AUTOMATED WELLHEAD COM	206.61	0.006363620	1.31
COMPRESSOR MAINTENANCE	AUTOMATED WELLHEAD COM	360.25	0.006363620	2.29
COMPRESSOR MAINTENANCE	AUTOMATED WELLHEAD COM	540.38	0.006363620	3.44
COMPRESSOR MAINTENANCE	AUTOMATED WELLHEAD COM	487.40	0.006363620	3.10
COMPRESSOR MAINTENANCE	AUTOMATED WELLHEAD COM	296.68	0.006363620	1.89
COMPRESSOR MAINTENANCE	AUTOMATED WELLHEAD COM	180.12	0.006363620	1.15
CONTRACT SUPERVISION	TURNCO ENTERPRISES LLC	166.25	0.006363620	1.06
CONTRACT SUPERVISION	TURNCO ENTERPRISES LLC	772.50	0.006363620	4.92
CONTRACT SUPERVISION	TURNCO ENTERPRISES LLC	2,224.50	0.006363620	14.16
CONTRACT SUPERVISION	TURNCO ENTERPRISES LLC	1,433.26	0.006363620	9.12

## MEWBOURNE OIL COMPANY

Page 18

TOM M RAGSDALE  
400 N SAM HOUSTON PARKWAY EAST  
SUITE 601  
HOUSTON, TX 77060

INVOICE NO.: 202007-02580  
INVOICE DATE: 7-31-2020  
OWNER: 035904-1  
BILLING FOR: July 2020

REFERENCE/DESCRIPTION OF CHARGES		GROSS CHARGES	WORKING INTEREST	NET CHARGE
CONTRACT SUPERVISION	TURNCO ENTERPRISES LLC	1,433.26	0.006363620	9.12
CONTRACT SUPERVISION	TURNCO ENTERPRISES LLC	1,433.25	0.006363620	9.12
CONTRACT SUPERVISION	TURNCO ENTERPRISES LLC	409.50	0.006363620	2.61
FUEL, POWER & ELECTRICAL	XCEL ENERGY	12,255.70	0.006363620	77.99
LEASE MAINTENANCE	MEWBOURNE OIL COMPANY	86.24	0.006363620	0.55
LEASE MAINTENANCE	AMERICAN MILLENNIUM COR	22.07	0.006363620	0.14
LEASE MAINTENANCE	AMERICAN MILLENNIUM COR	21.98	0.006363620	0.14
LEASE MAINTENANCE	STANDARD OIL FIELD SUPPLY	10.90	0.006363620	0.07
LEASE MAINTENANCE	STANDARD OIL FIELD SUPPLY	140.82	0.006363620	0.90
LEASE MAINTENANCE	R360 ENVIRONMENTAL SOLUT	29.02	0.006363620	0.18
LEASE MAINTENANCE	TRINITY OILFIELD SERVICES &	94.36	0.006363620	0.60
LEASE MAINTENANCE	TRINITY OILFIELD SERVICES &	47.68	0.006363620	0.30
LEASE MAINTENANCE	MEWBOURNE OIL COMPANY	263.50	0.006363620	1.68
LEASE MAINTENANCE	MEWBOURNE OIL COMPANY	387.50	0.006363620	2.47
LEASE MAINTENANCE	MEWBOURNE OIL COMPANY	263.50	0.006363620	1.68
LEASE MAINTENANCE	MEWBOURNE OIL COMPANY	193.75	0.006363620	1.23
LEASE MAINTENANCE	SARGE TRUCKING SERVICES, I	69.97	0.006363620	0.44
LEASE MAINTENANCE	SUNDANCE SERVICES WEST I	42.92	0.006363620	0.27
OVERHEAD-FIXED RATE	MEWBOURNE OIL COMPANY	881.16	0.006363620	5.61
PUMPING	MEWBOURNE OIL COMPANY	900.00	0.006363620	5.73
PUMPING	MEWBOURNE OIL COMPANY	900.00	0.006363620	5.73
SALT WATER DISPOSAL	MEWBOURNE OIL COMPANY	42,544.64	0.006363620	270.74
SALT WATER DISPOSAL	QATAR LLC	60.55	0.006363620	0.39
Total Lease Operating Expense Cost		91,940.95		585.10
<b>62916000-30 SUBTOTAL</b>		<b>91,940.95</b>	<b>585.10</b>	
<b>PROPERTY 62916000 TOTAL</b>		<b>120,537.42</b>	<b>767.08</b>	
<b>62916000PREPAYMENTS</b>				<b>-767.08</b>
<b>PROPERTY: 62958000 62958000-20 GAZELLE 22 B3MD FED COM 1H</b>				
<u>Tangible Well Cost</u>				
DRILLING HEAD	MEWBOURNE OIL COMPANY	-14,420.25	0.195498190	-2,819.13
Total Tangible Well Cost Cost		-14,420.25		-2,819.13
<b>62958000-20 SUBTOTAL</b>		<b>-14,420.25</b>	<b>-2,819.13</b>	
<b>PROPERTY: 62958000 62958000-30 GAZELLE 22 B3MD FED COM 1H</b>				
<u>Lease Operating Expense</u>				
COMPANY SUPERVISION	MEWBOURNE OIL COMPANY	956.25	0.195498190	186.95
COMPANY SUPERVISION	MEWBOURNE OIL COMPANY	318.75	0.195498190	62.32
COMPANY SUPERVISION	MEWBOURNE OIL COMPANY	318.75	0.195498190	62.32
COMPANY SUPERVISION	MEWBOURNE OIL COMPANY	1,606.50	0.195498190	314.07
COMPANY SUPERVISION	MEWBOURNE OIL COMPANY	420.75	0.195498190	82.26
COMPRESSOR MAINTENANCE	G&A FABRICATION LLC	141.92	0.195498190	27.75

## MEWBOURNE OIL COMPANY

TOM M RAGSDALE  
400 N SAM HOUSTON PARKWAY EAST  
SUITE 601  
HOUSTON, TX 77060

**INVOICE NO.:** 202007-02580  
**INVOICE DATE:** 7-31-2020  
**OWNER:** 035904-1  
**BILLING FOR:** July 2020

REFERENCE/DESCRIPTION OF CHARGES		GROSS CHARGES	WORKING INTEREST	NET CHARGE
COMPRESSOR MAINTENANCE	G&A FABRICATION LLC	141.92	0.195498190	27.75
COMPRESSOR MAINTENANCE	G&A FABRICATION LLC	141.92	0.195498190	27.75
COMPRESSOR MAINTENANCE	G&A FABRICATION LLC	113.42	0.195498190	22.18
COMPRESSOR MAINTENANCE	G&A FABRICATION LLC	141.92	0.195498190	27.75
COMPRESSOR RENTAL/SERVICES	GUNS UP SERVICES	257.44	0.195498190	50.33
COMPRESSOR RENTAL/SERVICES	KODIAK GAS SERVICES LLC	4,747.51	0.195498190	928.13
COMPRESSOR RENTAL/SERVICES	KODIAK GAS SERVICES LLC	4,747.51	0.195498190	928.13
COMPRESSOR RENTAL/SERVICES	GRAVITY OILFIELD SERVICES	31.15	0.195498190	6.09
COMPRESSOR RENTAL/SERVICES	GRAVITY OILFIELD SERVICES	32.19	0.195498190	6.29
COMPRESSOR RENTAL/SERVICES	GRAVITY OILFIELD SERVICES	31.15	0.195498190	6.09
FUEL, POWER & ELECTRICAL	XCEL ENERGY	394.86	0.195498190	77.19
LEASE MAINTENANCE	MEWBOURNE OIL COMPANY	86.24	0.195498190	16.86
LEASE MAINTENANCE	GAS WELL SERVICES INC	23.22	0.195498190	4.54
LEASE MAINTENANCE	GARNER PUMP & SUPPLY INC	1.18	0.195498190	0.24
LEASE MAINTENANCE	GARNER PUMP & SUPPLY INC	627.19	0.195498190	122.61
LEASE MAINTENANCE	GARNER PUMP & SUPPLY INC	85.81	0.195498190	16.78
LEASE MAINTENANCE	AMERICAN MILLENNIUM COR	18.12	0.195498190	3.54
LEASE MAINTENANCE	AMERICAN MILLENNIUM COR	18.32	0.195498190	3.58
LEASE MAINTENANCE	TURNCO ENTERPRISES LLC	190.00	0.195498190	37.14
LEASE MAINTENANCE	TURNCO ENTERPRISES LLC	393.69	0.195498190	76.96
LEASE MAINTENANCE	TURNCO ENTERPRISES LLC	18.27	0.195498190	3.57
LEASE MAINTENANCE	TURNCO ENTERPRISES LLC	71.25	0.195498190	13.93
LEASE MAINTENANCE	TURNCO ENTERPRISES LLC	27.69	0.195498190	5.41
LEASE MAINTENANCE	TURNCO ENTERPRISES LLC	21.92	0.195498190	4.29
LEASE MAINTENANCE	TURNCO ENTERPRISES LLC	43.84	0.195498190	8.57
LEASE MAINTENANCE	TURNCO ENTERPRISES LLC	4.61	0.195498190	0.90
LEASE MAINTENANCE	TURNCO ENTERPRISES LLC	43.84	0.195498190	8.57
LEASE MAINTENANCE	TURNCO ENTERPRISES LLC	274.94	0.195498190	53.75
LEASE MAINTENANCE	TURNCO ENTERPRISES LLC	56.90	0.195498190	11.12
LEASE MAINTENANCE	TURNCO ENTERPRISES LLC	36.54	0.195498190	7.14
LEASE MAINTENANCE	TURNCO ENTERPRISES LLC	14.61	0.195498190	2.86
LEASE MAINTENANCE	TURNCO ENTERPRISES LLC	285.00	0.195498190	55.71
LEASE MAINTENANCE	INGRAM PROFESSIONAL SERV	118.17	0.195498190	23.10
LEASE MAINTENANCE	TRINITY OILFIELD SERVICES &	360.82	0.195498190	70.54
LEASE MAINTENANCE	EP&S LLC	45.39	0.195498190	8.87
LEASE MAINTENANCE	EP&S LLC	129.38	0.195498190	25.29
LEASE MAINTENANCE	AY TRUCKING INC	11.57	0.195498190	2.27
LEASE MAINTENANCE	AY TRUCKING INC	24.25	0.195498190	4.74
LEASE MAINTENANCE	AY TRUCKING INC	27.90	0.195498190	5.46
LEASE MAINTENANCE	AY TRUCKING INC	33.96	0.195498190	6.64
LEASE MAINTENANCE	AY TRUCKING INC	94.61	0.195498190	18.49
LEASE MAINTENANCE	AY TRUCKING INC	362.68	0.195498190	70.90

## MEWBOURNE OIL COMPANY

TOM M RAGSDALE  
400 N SAM HOUSTON PARKWAY EAST  
SUITE 601  
HOUSTON, TX 77060

INVOICE NO.: 202007-02580  
INVOICE DATE: 7-31-2020  
OWNER: 035904-1  
BILLING FOR: July 2020

REFERENCE/DESCRIPTION OF CHARGES		GROSS CHARGES	WORKING INTEREST	NET CHARGE
LEASE MAINTENANCE	AY TRUCKING INC	12.85	0.195498190	2.51
LEASE MAINTENANCE	AY TRUCKING INC	11.57	0.195498190	2.27
LEASE MAINTENANCE	AY TRUCKING INC	15.28	0.195498190	2.99
LEASE MAINTENANCE	AY TRUCKING INC	13.34	0.195498190	2.61
LEASE MAINTENANCE	LEGACY SAFETY AND CONSUM	37.43	0.195498190	7.32
LEASE MAINTENANCE	LEGACY SAFETY AND CONSUM	51.19	0.195498190	10.01
LEASE MAINTENANCE	MEWBOURNE OIL COMPANY	387.50	0.195498190	75.76
MISCELLANEOUS EQUIPMENT RENTAL	MEWBOURNE OIL COMPANY	220.50	0.195498190	43.11
OVERHEAD-FIXED RATE	MEWBOURNE OIL COMPANY	881.16	0.195498190	172.27
PRIME MOVER MAINTENANCE	HR COMPRESSION & SERVICE	57.38	0.195498190	11.22
PRIME MOVER MAINTENANCE	HR COMPRESSION & SERVICE	55.12	0.195498190	10.78
PRIME MOVER MAINTENANCE	HR COMPRESSION & SERVICE	132.46	0.195498190	25.90
PUMPING	MEWBOURNE OIL COMPANY	900.00	0.195498190	175.95
PUMPING	MEWBOURNE OIL COMPANY	450.00	0.195498190	87.98
SALT WATER DISPOSAL	OWL SWD OPERATING LLC	50.11	0.195498190	9.79
SALT WATER DISPOSAL	OWL SWD OPERATING LLC	42.73	0.195498190	8.35
SALT WATER DISPOSAL	OWL SWD OPERATING LLC	6,995.16	0.195498190	1,367.53
SALT WATER DISPOSAL	NGL WATER SOLUTIONS PERM	715.00	0.195498190	139.78
SALT WATER DISPOSAL	AY TRUCKING INC	101.88	0.195498190	19.92
SALT WATER DISPOSAL	AY TRUCKING INC	135.85	0.195498190	26.56
SALT WATER DISPOSAL	LIMESTONE BASIN PROPERTIE	460.46	0.195498190	90.02
SITE RESTORATION & EXCAVATION	SUNDANCE SERVICES WEST IN	189.14	0.195498190	36.98
SITE RESTORATION & EXCAVATION	SUNDANCE SERVICES WEST IN	10.93	0.195498190	2.13
TREATING,DEHYDRATION,METERING	LEGACY SAFETY AND CONSUM	12.17	0.195498190	2.37
TREATING,DEHYDRATION,METERING	LEGACY SAFETY AND CONSUM	14.75	0.195498190	2.89
TREATING,DEHYDRATION,METERING	LEGACY SAFETY AND CONSUM	84.99	0.195498190	16.62
Total Lease Operating Expense Cost		30,134.77		5,891.34
<b>62958000-30 SUBTOTAL</b>		<b>30,134.77</b>		<b>5,891.34</b>
<b>PROPERTY 62958000 TOTAL</b>		<b>15,714.52</b>		<b>3,072.21</b>
<b>PROPERTY: 72185000 72185000-10 CREEDENCE 21/16 W0FC ST COM 4H</b>				
<u>Intangible Well Cost</u>				
TRANSPORTATION	STONE OILFIELD SERVICE INC	831.18	0.006363620	5.29
Total Intangible Well Cost Cost		831.18		5.29
<b>72185000-10 SUBTOTAL</b>		<b>831.18</b>		<b>5.29</b>
<b>PROPERTY: 72185000 72185000-20 CREEDENCE 21/16 W0FC ST COM 4H</b>				
<u>Intangible Well Cost</u>				
CASING, TUBING, SNUBING SERV	STANDARD OIL FIELD SUPPLY	279.36	0.006363620	1.78
LOCATION, ROADS, PITS	KEYSTONE PUMP & SUPPLY LI	801.96	0.006363620	5.10
LOGGING, WIRELINE & CORING	HALLIBURTON ENERGY SERV	1,013.84	0.006363620	6.45
OVERHEAD FIXED RATE	MEWBOURNE OIL COMPANY	7,100.53	0.006363620	45.19

## MEWBOURNE OIL COMPANY

TOM M RAGSDALE  
400 N SAM HOUSTON PARKWAY EAST  
SUITE 601  
HOUSTON, TX 77060

INVOICE NO.: 202007-02580  
INVOICE DATE: 7-31-2020  
OWNER: 035904-1  
BILLING FOR: July 2020

REFERENCE/DESCRIPTION OF CHARGES	GROSS CHARGES	WORKING INTEREST	NET CHARGE
Total Intangible Well Cost Cost	9,195.69		58.52
<u>Equipment Beyond Wellhead</u>			
ELECTRICAL INSTALLATIONS INGRAM PROFESSIONAL SERV	2,423.02	0.006363620	15.42
MISC. VALVES & FITTINGS STANDARD OIL FIELD SUPPLY	76.07	0.006363620	0.48
Total Equipment Beyond Wellhead Cost	2,499.09		15.90
<b>72185000-20 SUBTOTAL</b>	<b>11,694.78</b>	<b>74.42</b>	
<b>PROPERTY: 72185000 72185000-30 CREEDENCE 21/16 W0FC ST COM 4H</b>			
<u>Lease Operating Expense</u>			
LEASE MAINTENANCE KEYSTONE PUMP & SUPPLY LI	348.82	0.006363620	2.22
SALT WATER DISPOSAL MILESTONE ENVIRONMENTAI	925.00	0.006363620	5.89
SALT WATER DISPOSAL SARGE TRUCKING SERVICES, I	5,449.57	0.006363620	34.68
Total Lease Operating Expense Cost	6,723.39		42.79
<b>72185000-30 SUBTOTAL</b>	<b>6,723.39</b>	<b>42.79</b>	
<b>PROPERTY 72185000 TOTAL</b>	<b>19,249.35</b>	<b>122.50</b>	
<b>72185000PREPAYMENTS</b>			<b>-122.50</b>
<b>PROPERTY: 72186000 72186000-10 CREEDENCE 21/16 W1FC ST COM 3H</b>			
<u>Intangible Well Cost</u>			
TRANSPORTATION STONE OILFIELD SERVICE INC	831.21	0.006363620	5.29
Total Intangible Well Cost Cost	831.21		5.29
<b>72186000-10 SUBTOTAL</b>	<b>831.21</b>	<b>5.29</b>	
<b>PROPERTY: 72186000 72186000-20 CREEDENCE 21/16 W1FC ST COM 3H</b>			
<u>Intangible Well Cost</u>			
LOCATION, ROADS, PITS KEYSTONE PUMP & SUPPLY LI	801.96	0.006363620	5.10
LOGGING, WIRELINE & CORING HALLIBURTON ENERGY SERV	1,013.84	0.006363620	6.45
OVERHEAD FIXED RATE MEWBOURNE OIL COMPANY	7,100.57	0.006363620	45.19
Total Intangible Well Cost Cost	8,916.37		56.74
<u>Equipment Beyond Wellhead</u>			
ELECTRICAL INSTALLATIONS INGRAM PROFESSIONAL SERV	2,423.10	0.006363620	15.42
Total Equipment Beyond Wellhead Cost	2,423.10		15.42
<b>72186000-20 SUBTOTAL</b>	<b>11,339.47</b>	<b>72.16</b>	
<b>PROPERTY 72186000 TOTAL</b>	<b>12,170.68</b>	<b>77.45</b>	
<b>72186000PREPAYMENTS</b>			<b>-77.45</b>



**MEWBOURNE OIL COMPANY**

MEWBOURNE OIL COMPANY  
P O BOX 7698  
TYLER, TX 75711-7698

SIANA OIL & GAS CO, LLC  
TOM M RAGSDALE  
P O BOX 2246  
CONROE, TX 77305

**INVOICE NO.:** 202110-02969  
**INVOICE DATE:** 10-31-2021  
**OWNER:** 035904-1  
**BILLING FOR:** October 2021

**BALANCE FORWARD****-273,652.40**

<b>CURRENT PERIOD ADJUSTMENT</b>		<b>AMOUNT</b>		
		0.00		
<b>CURRENT CHARGES</b>		<b>GROSS</b>	<b>INTEREST</b>	<b>NET</b>
62390000 - PRONGHORN 15 B3BO FED COM 1H	TIER : 3 0	21,967.92	0.0683747500	1,502.06
62391000 - PRONGHORN 15 B3CN FED COM 1H	TIER : 3 0	17,796.42	0.0683747500	1,216.83
62392000 - PRONGHORN 15 B3DM FED COM 1H	TIER : 3 0	26,123.42	0.0683747500	1,786.22
62774000 - IBEX 10 B3MD FED COM 1H	TIER : 3 0	25,113.46	0.0527536400	1,324.83
62775000 - IBEX 10 B3NC FED COM 1H	TIER : 3 0	25,252.14	0.0527536400	1,332.11
62776000 - IBEX 10 B3OB FED COM 1H	TIER : 3 0	23,894.12	0.0322507100	770.59
62906000 - GAZELLE 22 B2MD FED COM 2H	TIER : 3 0	20,299.30	0.1969919400	3,998.82
62915000 - CREEDENCE 21/16 W0ED ST COM 2H	TIER : 1 0	73.69	0.0063636200	0.47
62915000 - CREEDENCE 21/16 W0ED ST COM 2H	TIER : 3 0	44,336.26	0.0063636200	282.17
62916000 - CREEDENCE 21/16 W1ED ST COM 1H	TIER : 3 0	64,069.89	0.0063636200	407.74
62948000 - INLAND 26/23 B2PI STATE COM 1H	TIER : 2 0	16,175.34	0.1000000000	1,617.53
62948000 - INLAND 26/23 B2PI STATE COM 1H	TIER : 3 0	96,511.20	0.1000000000	9,651.10
62958000 - GAZELLE 22 B3MD FED COM 1H	TIER : 3 0	20,618.48	0.1969919400	4,061.68
72076000 - INLAND 26/23 B2OJ STATE COM 1H	TIER : 3 0	30,654.94	0.1000000000	3,065.52
72185000 - CREEDENCE 21/16 W0FC ST COM 4H	TIER : 3 0	92,124.57	0.0063636200	586.26
72186000 - CREEDENCE 21/16 W1FC ST COM 3H	TIER : 3 0	69,259.49	0.0063636200	440.76
72310000 - IBEX 15/10 B1PA FED COM 2H	TIER : 2 0	412.98	0.0005390200	0.22
72310000 - IBEX 15/10 B1PA FED COM 2H	TIER : 3 0	88,670.37	0.0005390200	47.81
72580000 - OXY BYPASS 16 STATE 1	TIER : 3 0	81.42	0.1260000000	10.26
<b>TOTAL CURRENT CHARGES</b>		<b>683,435.41</b>		<b>32,102.98</b>
<b>APPLIED ADVANCES</b>				
72185000 - CREEDENCE 21/16 W0FC ST COM 4H				-1,048.26
72186000 - CREEDENCE 21/16 W1FC ST COM 3H				-804.69
<b>APPLIED ADVANCES TOTAL</b>				<b>-1,852.95</b>
<b>INVOICE TOTAL</b>				<b>30,250.03</b>
<b>OUTSTANDING BALANCE</b>				<b>(243,402.37)</b>

MEWBOURNE OIL COMPANY

SIANA OIL & GAS CO, LLC  
TOM M RAGSDALE  
P O BOX 2246  
CONROE, TX 77305

**INVOICE NO.:** 202110-02969  
**INVOICE DATE:** 10-31-2021  
**OWNER:** 035904-1  
**BILLING FOR:** October 2021

PLEASE INDICATE INVOICE# 202110-02969  
AND ACCOUNT# 035904-1  
ON REMITTANCE  
PAYMENT DUE 15 DAYS AFTER RECEIPT OF INVOICE PAYABLE IN US DOLLARS

FOR INQUIRIES, PLEASE CONTACT (903) 561-2900

Netted Owner

## MEWBOURNE OIL COMPANY

SIANA OIL & GAS CO, LLC  
TOM M RAGSDALE  
P O BOX 2246  
CONROE, TX 77305

INVOICE NO.: 202110-02969  
INVOICE DATE: 10-31-2021  
OWNER: 035904-1  
BILLING FOR: October 2021

REFERENCE/DESCRIPTION OF CHARGES		GROSS CHARGES	WORKING INTEREST	NET CHARGE
PROPERTY: 62390000 62390000-30 PRONGHORN 15 B3BO FED COM 1H				
Lease Operating Expense				
AUTOMATION MAINTENANCE	AMERICAN MILLENNIUM COR	25.70	0.068374750	1.76
AUTOMATION MAINTENANCE	TANKLOGIX LLC	223.09	0.068374750	15.25
CHEMICALS-WATER TREATING	JACAM CATALYST LLC	448.38	0.068374750	30.66
CHEMICALS-WATER TREATING	JACAM CATALYST LLC	534.36	0.068374750	36.54
CHEMICALS-WATER TREATING	ENVIROKLEAN PRODUCT DEV	764.38	0.068374750	52.27
COMPRESSOR MAINTENANCE	INGRAM PROFESSIONAL SERV	323.70	0.068374750	22.13
EMISSIONS CONTROL EQUIPMENT MAINTENANCE	G&A FABRICATION LLC	352.89	0.068374750	24.13
FUEL/ POWER / ELECTRICAL	XCEL ENERGY	3,430.15	0.068374750	234.53
GATHERING/TREATING/DEHYDRATION	BOONE ARCHAEOLOGICAL RE	66.37	0.068374750	4.54
LEASE & FACILITY	MEWBOURNE OIL COMPANY	425.00	0.068374750	29.06
LEASE & FACILITY	MEWBOURNE OIL COMPANY	425.00	0.068374750	29.06
LEASE & FACILITY MAINTENANCE	GARNER PUMP & SUPPLY INC	11.63	0.068374750	0.79
LEASE & FACILITY MAINTENANCE	STONE OILFIELD SERVICE INC	153.93	0.068374750	10.53
LEASE & FACILITY MAINTENANCE	MPS ENTERPRISES INC	13.54	0.068374750	0.93
LEASE & FACILITY MAINTENANCE	MPS ENTERPRISES INC	1,919.35	0.068374750	131.23
LEASE & FACILITY MAINTENANCE	MPS ENTERPRISES INC	1.55	0.068374750	0.11
LEASE & FACILITY MAINTENANCE	MPS ENTERPRISES INC	6.54	0.068374750	0.45
LEASE & FACILITY MAINTENANCE	MPS ENTERPRISES INC	91.76	0.068374750	6.27
LEASE & FACILITY MAINTENANCE	GUNS UP SERVICES	35.83	0.068374750	2.45
LEASE & FACILITY MAINTENANCE	TURNCO ENTERPRISES LLC	40.50	0.068374750	2.77
LEASE & FACILITY MAINTENANCE	TURNCO ENTERPRISES LLC	41.25	0.068374750	2.82
LEASE & FACILITY MAINTENANCE	INGRAM PROFESSIONAL SERV	514.58	0.068374750	35.18
LEASE & FACILITY MAINTENANCE	TRINITY OILFIELD SERVICES &	201.77	0.068374750	13.79
LEASE & FACILITY MAINTENANCE	ALTAMIRA-US LLC	350.00	0.068374750	23.93
MISCELLANEOUS EQUIPMENT RENTAL	MEWBOURNE OIL COMPANY	235.20	0.068374750	16.08
OVERHEAD-FIXED RATE	MEWBOURNE OIL COMPANY	864.00	0.068374750	59.08
PRIME MOVER / PUMP MAINTENANCE	HR COMPRESSION & SERVICE	597.75	0.068374750	40.87
PRIME MOVER / PUMP MAINTENANCE	HR COMPRESSION & SERVICE	45.57	0.068374750	3.12
PRIME MOVER / PUMP MAINTENANCE	HR COMPRESSION & SERVICE	635.92	0.068374750	43.48
PRIME MOVER / PUMP MAINTENANCE	WILDCAT PUMP & ENGINE REI	43.24	0.068374750	2.96
PUMPING	MEWBOURNE OIL COMPANY	850.00	0.068374750	58.12
PUMPING	MEWBOURNE OIL COMPANY	425.00	0.068374750	29.06
RENTAL SERVICES	GRAVITY OILFIELD SERVICES	32.19	0.068374750	2.20
RENTAL SERVICES	GRAVITY OILFIELD SERVICES	17.66	0.068374750	1.21
RENTAL SERVICES	TOTAL OPERATIONS & PRODU	5,086.00	0.068374750	347.75
RIGHT-OF-WAYS & EASEMENTS	ENCOMPASS SERVICES, LLC	27.75	0.068374750	1.90
SALT WATER DISPOSAL	OWL SWD OPERATING LLC	159.19	0.068374750	10.88
SALT WATER DISPOSAL	NGL WATER SOLUTIONS PERM	2,308.57	0.068374750	157.85
SALT WATER DISPOSAL	LIMESTONE BASIN PROPERTIE	10.12	0.068374750	0.69
SITE RESTORATION & EXCAVATION	TURNCO ENTERPRISES LLC	27.00	0.068374750	1.85

## MEWBOURNE OIL COMPANY

SIANA OIL & GAS CO, LLC  
TOM M RAGSDALE  
P O BOX 2246  
CONROE, TX 77305

INVOICE NO.: 202110-02969  
INVOICE DATE: 10-31-2021  
OWNER: 035904-1  
BILLING FOR: October 2021

REFERENCE/DESCRIPTION OF CHARGES		GROSS CHARGES	WORKING INTEREST	NET CHARGE
SITE RESTORATION & EXCAVATION	R360 ENVIRONMENTAL SOLUT	201.51	0.068374750	13.78
Total Lease Operating Expense Cost		21,967.92		1,502.06
<b>62390000-30 SUBTOTAL</b>		<b>21,967.92</b>	<b>1,502.06</b>	
<b>PROPERTY 62390000 TOTAL</b>		<b>21,967.92</b>	<b>1,502.06</b>	
<b>PROPERTY: 62391000 62391000-30 PRONGHORN 15 B3CN FED COM 1H</b>				
<u>Lease Operating Expense</u>				
AUTOMATION MAINTENANCE	TANKLOGIX LLC	70.65	0.068374750	4.84
CHEMICALS-WATER TREATING	ENVIROKLEAN PRODUCT DEV	180.57	0.068374750	12.35
COMPRESSOR MAINTENANCE	TRINITY OILFIELD SERVICES &	179.35	0.068374750	12.26
EMISSIONS CONTROL EQUIPMENT MAINTENANCE	GARNER PUMP & SUPPLY INC	75.27	0.068374750	5.15
EMISSIONS CONTROL EQUIPMENT MAINTENANCE	G&A FABRICATION LLC	275.49	0.068374750	18.84
EMISSIONS CONTROL EQUIPMENT MAINTENANCE	G&A FABRICATION LLC	153.56	0.068374750	10.50
FUEL/ POWER / ELECTRICAL	XCEL ENERGY	683.41	0.068374750	46.73
GATHERING/TREATING/DEHYDRATION	PRO-KEM INC	589.88	0.068374750	40.33
GATHERING/TREATING/DEHYDRATION	BOONE ARCHAEOLOGICAL RE	44.24	0.068374750	3.02
LEASE & FACILITY MAINTENANCE	GARNER PUMP & SUPPLY INC	173.57	0.068374750	11.87
LEASE & FACILITY MAINTENANCE	GARNER PUMP & SUPPLY INC	11.63	0.068374750	0.79
LEASE & FACILITY MAINTENANCE	GARNER PUMP & SUPPLY INC	110.14	0.068374750	7.53
LEASE & FACILITY MAINTENANCE	GARNER PUMP & SUPPLY INC	110.14	0.068374750	7.53
LEASE & FACILITY MAINTENANCE	STONE OILFIELD SERVICE INC	50.26	0.068374750	3.43
LEASE & FACILITY MAINTENANCE	MPS ENTERPRISES INC	13.54	0.068374750	0.93
LEASE & FACILITY MAINTENANCE	MPS ENTERPRISES INC	626.72	0.068374750	42.85
LEASE & FACILITY MAINTENANCE	MPS ENTERPRISES INC	0.50	0.068374750	0.04
LEASE & FACILITY MAINTENANCE	MPS ENTERPRISES INC	2.14	0.068374750	0.15
LEASE & FACILITY MAINTENANCE	MPS ENTERPRISES INC	29.96	0.068374750	2.05
LEASE & FACILITY MAINTENANCE	DIAMONDBACK DISPOSAL SEI	1,794.47	0.068374750	122.70
LEASE & FACILITY MAINTENANCE	GUNS UP SERVICES	35.83	0.068374750	2.45
LEASE & FACILITY MAINTENANCE	TURNCO ENTERPRISES LLC	40.50	0.068374750	2.77
LEASE & FACILITY MAINTENANCE	TURNCO ENTERPRISES LLC	315.00	0.068374750	21.54
LEASE & FACILITY MAINTENANCE	TURNCO ENTERPRISES LLC	157.50	0.068374750	10.77
LEASE & FACILITY MAINTENANCE	TURNCO ENTERPRISES LLC	157.50	0.068374750	10.77
LEASE & FACILITY MAINTENANCE	TURNCO ENTERPRISES LLC	41.25	0.068374750	2.82
LEASE & FACILITY MAINTENANCE	TURNCO ENTERPRISES LLC	630.00	0.068374750	43.08
LEASE & FACILITY MAINTENANCE	INGRAM PROFESSIONAL SERV	451.53	0.068374750	30.87
LEASE & FACILITY MAINTENANCE	EP&S LLC	241.03	0.068374750	16.48
LEASE & FACILITY MAINTENANCE	EP&S LLC	678.52	0.068374750	46.39
MISCELLANEOUS EQUIPMENT RENTAL	MEWBOURNE OIL COMPANY	235.20	0.068374750	16.08
OVERHEAD-FIXED RATE	MEWBOURNE OIL COMPANY	864.00	0.068374750	59.08
PRIME MOVER / PUMP MAINTENANCE	HR COMPRESSION & SERVICE	669.77	0.068374750	45.79
PRIME MOVER / PUMP MAINTENANCE	HR COMPRESSION & SERVICE	45.58	0.068374750	3.12
PRIME MOVER / PUMP MAINTENANCE	WILDCAT PUMP & ENGINE REI	43.28	0.068374750	2.96

## MEWBOURNE OIL COMPANY

Page 5

SIANA OIL & GAS CO, LLC  
TOM M RAGSDALE  
P O BOX 2246  
CONROE, TX 77305

INVOICE NO.: 202110-02969  
INVOICE DATE: 10-31-2021  
OWNER: 035904-1  
BILLING FOR: October 2021

REFERENCE/DESCRIPTION OF CHARGES		GROSS CHARGES	WORKING INTEREST	NET CHARGE
PUMPING	MEWBOURNE OIL COMPANY	850.00	0.068374750	58.12
PUMPING	MEWBOURNE OIL COMPANY	212.50	0.068374750	14.53
RENTAL SERVICES	KODIAK GAS SERVICES LLC	6,012.51	0.068374750	411.10
RENTAL SERVICES	GRAVITY OILFIELD SERVICES	10.51	0.068374750	0.72
RENTAL SERVICES	GRAVITY OILFIELD SERVICES	5.77	0.068374750	0.39
RIGHT-OF-WAYS & EASEMENTS	ENCOMPASS SERVICES, LLC	18.50	0.068374750	1.26
SALT WATER DISPOSAL	OWL SWD OPERATING LLC	101.66	0.068374750	6.95
SALT WATER DISPOSAL	NGL WATER SOLUTIONS PERM	769.52	0.068374750	52.61
SALT WATER DISPOSAL	LIMESTONE BASIN PROPERTIE	6.47	0.068374750	0.44
SITE RESTORATION & EXCAVATION	TURNCO ENTERPRISES LLC	27.00	0.068374750	1.85
Total Lease Operating Expense Cost		17,796.42		1,216.83
<b>62391000-30 SUBTOTAL</b>		<b>17,796.42</b>		<b>1,216.83</b>
<b>PROPERTY 62391000 TOTAL</b>		<b>17,796.42</b>		<b>1,216.83</b>
<b>PROPERTY: 62392000 62392000-30 PRONGHORN 15 B3DM FED COM 1H</b>				
<u>Lease Operating Expense</u>				
AUTOMATION MAINTENANCE	TANKLOGIX LLC	70.65	0.068374750	4.84
CHEMICALS-WATER TREATING	JACAM CATALYST LLC	448.38	0.068374750	30.66
CHEMICALS-WATER TREATING	JACAM CATALYST LLC	2,791.53	0.068374750	190.87
CHEMICALS-WATER TREATING	ENVIROKLEAN PRODUCT DEV	186.58	0.068374750	12.76
COMPRESSOR MAINTENANCE	INGRAM PROFESSIONAL SERV	323.70	0.068374750	22.13
EMISSIONS CONTROL EQUIPMENT MAINTENANCE	GARNER PUMP & SUPPLY INC	75.28	0.068374750	5.15
EMISSIONS CONTROL EQUIPMENT MAINTENANCE	G&A FABRICATION LLC	275.49	0.068374750	18.84
EMISSIONS CONTROL EQUIPMENT MAINTENANCE	G&A FABRICATION LLC	153.57	0.068374750	10.50
FUEL/ POWER / ELECTRICAL	XCEL ENERGY	3,181.18	0.068374750	217.52
GATHERING/TREATING/DEHYDRATION	BOONE ARCHAEOLOGICAL RE	44.24	0.068374750	3.02
LEASE & FACILITY	MEWBOURNE OIL COMPANY	850.00	0.068374750	58.12
LEASE & FACILITY MAINTENANCE	GARNER PUMP & SUPPLY INC	33.11	0.068374750	2.27
LEASE & FACILITY MAINTENANCE	GARNER PUMP & SUPPLY INC	186.75	0.068374750	12.76
LEASE & FACILITY MAINTENANCE	GARNER PUMP & SUPPLY INC	173.57	0.068374750	11.87
LEASE & FACILITY MAINTENANCE	GARNER PUMP & SUPPLY INC	11.63	0.068374750	0.79
LEASE & FACILITY MAINTENANCE	GARNER PUMP & SUPPLY INC	672.92	0.068374750	46.01
LEASE & FACILITY MAINTENANCE	GARNER PUMP & SUPPLY INC	110.16	0.068374750	7.53
LEASE & FACILITY MAINTENANCE	GARNER PUMP & SUPPLY INC	110.16	0.068374750	7.53
LEASE & FACILITY MAINTENANCE	STONE OILFIELD SERVICE INC	47.12	0.068374750	3.22
LEASE & FACILITY MAINTENANCE	MPS ENTERPRISES INC	13.54	0.068374750	0.93
LEASE & FACILITY MAINTENANCE	MPS ENTERPRISES INC	587.56	0.068374750	40.18
LEASE & FACILITY MAINTENANCE	MPS ENTERPRISES INC	0.48	0.068374750	0.04
LEASE & FACILITY MAINTENANCE	MPS ENTERPRISES INC	2.01	0.068374750	0.14
LEASE & FACILITY MAINTENANCE	MPS ENTERPRISES INC	28.09	0.068374750	1.92
LEASE & FACILITY MAINTENANCE	DIAMONDBACK DISPOSAL SEI	1,794.43	0.068374750	122.69
LEASE & FACILITY MAINTENANCE	GUNS UP SERVICES	35.83	0.068374750	2.45



## MEWBOURNE OIL COMPANY

Page 6

SIANA OIL & GAS CO, LLC  
TOM M RAGSDALE  
P O BOX 2246  
CONROE, TX 77305

INVOICE NO.: 202110-02969  
INVOICE DATE: 10-31-2021  
OWNER: 035904-1  
BILLING FOR: October 2021

REFERENCE/DESCRIPTION OF CHARGES		GROSS CHARGES	WORKING INTEREST	NET CHARGE
LEASE & FACILITY MAINTENANCE	TURNCO ENTERPRISES LLC	40.50	0.068374750	2.77
LEASE & FACILITY MAINTENANCE	TURNCO ENTERPRISES LLC	315.00	0.068374750	21.54
LEASE & FACILITY MAINTENANCE	TURNCO ENTERPRISES LLC	157.50	0.068374750	10.77
LEASE & FACILITY MAINTENANCE	TURNCO ENTERPRISES LLC	157.50	0.068374750	10.77
LEASE & FACILITY MAINTENANCE	TURNCO ENTERPRISES LLC	41.25	0.068374750	2.82
LEASE & FACILITY MAINTENANCE	TURNCO ENTERPRISES LLC	630.00	0.068374750	43.08
LEASE & FACILITY MAINTENANCE	INGRAM PROFESSIONAL SERV	451.55	0.068374750	30.88
LEASE & FACILITY MAINTENANCE	EP&S LLC	241.04	0.068374750	16.48
LEASE & FACILITY MAINTENANCE	EP&S LLC	678.54	0.068374750	46.39
MISCELLANEOUS EQUIPMENT RENTAL	MEWBOURNE OIL COMPANY	235.20	0.068374750	16.08
OVERHEAD-FIXED RATE	MEWBOURNE OIL COMPANY	864.03	0.068374750	59.08
PRIME MOVER / PUMP MAINTENANCE	HR COMPRESSION & SERVICE	593.96	0.068374750	40.62
PRIME MOVER / PUMP MAINTENANCE	HR COMPRESSION & SERVICE	45.57	0.068374750	3.12
PRIME MOVER / PUMP MAINTENANCE	WILDCAT PUMP & ENGINE REI	43.24	0.068374750	2.96
PUMPING	MEWBOURNE OIL COMPANY	850.00	0.068374750	58.12
PUMPING	MEWBOURNE OIL COMPANY	212.50	0.068374750	14.53
RENTAL SERVICES	GRAVITY OILFIELD SERVICES	9.85	0.068374750	0.67
RENTAL SERVICES	GRAVITY OILFIELD SERVICES	5.41	0.068374750	0.37
RENTAL SERVICES	TOTAL OPERATIONS & PRODU	5,086.00	0.068374750	347.75
RIGHT-OF-WAYS & EASEMENTS	ENCOMPASS SERVICES, LLC	18.50	0.068374750	1.26
SALT WATER DISPOSAL	OWL SWD OPERATING LLC	125.30	0.068374750	8.57
SALT WATER DISPOSAL	NGL WATER SOLUTIONS PERM	3,078.09	0.068374750	210.46
SALT WATER DISPOSAL	LIMESTONE BASIN PROPERTIE	7.93	0.068374750	0.54
SITE RESTORATION & EXCAVATION	TURNCO ENTERPRISES LLC	27.00	0.068374750	1.85
Total Lease Operating Expense Cost		26,123.42		1,786.22

62392000-30 SUBTOTAL

26,123.42

1,786.22

PROPERTY 62392000 TOTAL

26,123.42

1,786.22

PROPERTY: 62774000 62774000-30 IBEX 10 B3MD FED COM 1H

Lease Operating Expense

AUTOMATION MAINTENANCE	AMERICAN MILLENNIUM COR	29.30	0.052753640	1.55
AUTOMATION MAINTENANCE	TANKLOGIX LLC	130.13	0.052753640	6.87
CHEMICALS-WATER TREATING	JACAM CATALYST LLC	448.38	0.052753640	23.65
CHEMICALS-WATER TREATING	ENVIROKLEAN PRODUCT DEV	656.04	0.052753640	34.61
EMISSIONS CONTROL EQUIPMENT MAINTENANCE	D&C ELECTRIC LLC	157.58	0.052753640	8.31
EMISSIONS CONTROL EQUIPMENT MAINTENANCE	DIVINE ENERGY SERVICES LL	106.81	0.052753640	5.63
EMISSIONS CONTROL EQUIPMENT MAINTENANCE	TRUCKING & CONTRACTING S	295.11	0.052753640	15.57
EMISSIONS CONTROL EQUIPMENT MAINTENANCE	G&A FABRICATION LLC	201.96	0.052753640	10.66
EMISSIONS CONTROL EQUIPMENT MAINTENANCE	G&A FABRICATION LLC	619.85	0.052753640	32.70
FUEL/ POWER / ELECTRICAL	XCEL ENERGY	1,294.78	0.052753640	68.31
GATHERING/TREATING/DEHYDRATION	PRO-KEM INC	294.94	0.052753640	15.56
GATHERING/TREATING/DEHYDRATION	BOONE ARCHAEOLOGICAL RE	44.24	0.052753640	2.34

## MEWBOURNE OIL COMPANY

Page 7

SIANA OIL & GAS CO, LLC  
TOM M RAGSDALE  
P O BOX 2246  
CONROE, TX 77305

INVOICE NO.: 202110-02969  
INVOICE DATE: 10-31-2021  
OWNER: 035904-1  
BILLING FOR: October 2021

REFERENCE/DESCRIPTION OF CHARGES		GROSS CHARGES	WORKING INTEREST	NET CHARGE
LEASE & FACILITY MAINTENANCE	GARNER PUMP & SUPPLY INC	11.63	0.052753640	0.61
LEASE & FACILITY MAINTENANCE	STONE OILFIELD SERVICE INC	91.10	0.052753640	4.81
LEASE & FACILITY MAINTENANCE	MPS ENTERPRISES INC	13.55	0.052753640	0.71
LEASE & FACILITY MAINTENANCE	MPS ENTERPRISES INC	1,135.94	0.052753640	59.92
LEASE & FACILITY MAINTENANCE	MPS ENTERPRISES INC	0.92	0.052753640	0.05
LEASE & FACILITY MAINTENANCE	MPS ENTERPRISES INC	3.87	0.052753640	0.20
LEASE & FACILITY MAINTENANCE	MPS ENTERPRISES INC	54.30	0.052753640	2.87
LEASE & FACILITY MAINTENANCE	GUNS UP SERVICES	35.83	0.052753640	1.89
LEASE & FACILITY MAINTENANCE	TURNCO ENTERPRISES LLC	283.50	0.052753640	14.95
LEASE & FACILITY MAINTENANCE	TURNCO ENTERPRISES LLC	40.50	0.052753640	2.13
LEASE & FACILITY MAINTENANCE	TURNCO ENTERPRISES LLC	157.50	0.052753640	8.31
LEASE & FACILITY MAINTENANCE	TURNCO ENTERPRISES LLC	262.50	0.052753640	13.85
LEASE & FACILITY MAINTENANCE	TURNCO ENTERPRISES LLC	41.25	0.052753640	2.18
LEASE & FACILITY MAINTENANCE	TRINITY OILFIELD SERVICES &	156.93	0.052753640	8.28
LEASE & FACILITY MAINTENANCE	H-M TRUCKING LLC	137.56	0.052753640	7.26
MISCELLANEOUS EQUIPMENT RENTAL	MEWBOURNE OIL COMPANY	235.20	0.052753640	12.41
OVERHEAD-FIXED RATE	MEWBOURNE OIL COMPANY	889.09	0.052753640	46.90
PRIME MOVER / PUMP MAINTENANCE	HR COMPRESSION & SERVICES	752.07	0.052753640	39.68
PRIME MOVER / PUMP MAINTENANCE	HR COMPRESSION & SERVICES	45.58	0.052753640	2.40
PRIME MOVER / PUMP MAINTENANCE	HR COMPRESSION & SERVICES	1,028.52	0.052753640	54.26
PRIME MOVER / PUMP MAINTENANCE	HR COMPRESSION & SERVICES	1,658.84	0.052753640	87.51
PRIME MOVER / PUMP MAINTENANCE	WILDCAT PUMP & ENGINE REI	43.29	0.052753640	2.29
PUMPING	MEWBOURNE OIL COMPANY	850.00	0.052753640	44.84
PUMPING	MEWBOURNE OIL COMPANY	425.00	0.052753640	22.42
RENTAL SERVICES	SERVICE COMPRESSION LLC	4,503.23	0.052753640	237.56
RENTAL SERVICES	GRAVITY OILFIELD SERVICES	19.05	0.052753640	1.00
RENTAL SERVICES	GRAVITY OILFIELD SERVICES	10.45	0.052753640	0.55
RIGHT-OF-WAYS & EASEMENTS	ENCOMPASS SERVICES, LLC	18.50	0.052753640	0.97
SALT WATER DISPOSAL	TRINITY OILFIELD SERVICES &	750.57	0.052753640	39.60
SALT WATER DISPOSAL	TRINITY OILFIELD SERVICES &	750.57	0.052753640	39.60
SALT WATER DISPOSAL	TRINITY OILFIELD SERVICES &	694.97	0.052753640	36.66
SALT WATER DISPOSAL	OWL SWD OPERATING LLC	253.76	0.052753640	13.39
SALT WATER DISPOSAL	NGL WATER SOLUTIONS PERM	4,617.13	0.052753640	243.57
SALT WATER DISPOSAL	NGL WATER SOLUTIONS PERM	132.16	0.052753640	6.97
SALT WATER DISPOSAL	NGL WATER SOLUTIONS PERM	85.72	0.052753640	4.52
SALT WATER DISPOSAL	LIMESTONE BASIN PROPERTIE	16.10	0.052753640	0.85
SALT WATER DISPOSAL	SARGE TRUCKING SERVICES, I	600.66	0.052753640	31.68
SITE RESTORATION & EXCAVATION	TURNCO ENTERPRISES LLC	27.00	0.052753640	1.42
Total Lease Operating Expense Cost		25,113.46		1,324.83
62774000-30 SUBTOTAL		25,113.46		1,324.83
PROPERTY 62774000 TOTAL		25,113.46		1,324.83

## MEWBOURNE OIL COMPANY

Page 8

SIANA OIL & GAS CO, LLC  
TOM M RAGSDALE  
P O BOX 2246  
CONROE, TX 77305

INVOICE NO.: 202110-02969  
INVOICE DATE: 10-31-2021  
OWNER: 035904-1  
BILLING FOR: October 2021

REFERENCE/DESCRIPTION OF CHARGES		GROSS CHARGES	WORKING INTEREST	NET CHARGE
PROPERTY: 62775000 62775000-30 IBEX 10 B3NC FED COM 1H				
Lease Operating Expense				
AUTOMATION MAINTENANCE	AMERICAN MILLENNIUM COR	29.31	0.052753640	1.55
AUTOMATION MAINTENANCE	TANKLOGIX LLC	118.98	0.052753640	6.28
CHEMICALS-WATER TREATING	JACAM CATALYST LLC	448.38	0.052753640	23.65
CHEMICALS-WATER TREATING	JACAM CATALYST LLC	2,791.53	0.052753640	147.26
CHEMICALS-WATER TREATING	ENVIROKLEAN PRODUCT DEV	445.38	0.052753640	23.49
EMISSIONS CONTROL EQUIPMENT MAINTENANCE	D&C ELECTRIC LLC	157.61	0.052753640	8.31
EMISSIONS CONTROL EQUIPMENT MAINTENANCE	DIVINE ENERGY SERVICES LL	106.81	0.052753640	5.63
EMISSIONS CONTROL EQUIPMENT MAINTENANCE	TRUCKING & CONTRACTING S	295.14	0.052753640	15.57
EMISSIONS CONTROL EQUIPMENT MAINTENANCE	G&A FABRICATION LLC	201.98	0.052753640	10.66
EMISSIONS CONTROL EQUIPMENT MAINTENANCE	G&A FABRICATION LLC	619.86	0.052753640	32.70
FUEL/ POWER / ELECTRICAL	XCEL ENERGY	1,054.21	0.052753640	55.61
GATHERING/TREATING/DEHYDRATION	PRO-KEM INC	294.94	0.052753640	15.56
GATHERING/TREATING/DEHYDRATION	BOONE ARCHAEOLOGICAL RE	44.24	0.052753640	2.33
LEASE & FACILITY	MEWBOURNE OIL COMPANY	425.00	0.052753640	22.42
LEASE & FACILITY MAINTENANCE	GARNER PUMP & SUPPLY INC	11.63	0.052753640	0.61
LEASE & FACILITY MAINTENANCE	STONE OILFIELD SERVICE INC	50.26	0.052753640	2.65
LEASE & FACILITY MAINTENANCE	MPS ENTERPRISES INC	13.54	0.052753640	0.71
LEASE & FACILITY MAINTENANCE	MPS ENTERPRISES INC	626.72	0.052753640	33.06
LEASE & FACILITY MAINTENANCE	MPS ENTERPRISES INC	0.51	0.052753640	0.03
LEASE & FACILITY MAINTENANCE	MPS ENTERPRISES INC	2.14	0.052753640	0.12
LEASE & FACILITY MAINTENANCE	MPS ENTERPRISES INC	29.96	0.052753640	1.58
LEASE & FACILITY MAINTENANCE	GUNS UP SERVICES	35.83	0.052753640	1.89
LEASE & FACILITY MAINTENANCE	TURNCO ENTERPRISES LLC	283.50	0.052753640	14.95
LEASE & FACILITY MAINTENANCE	TURNCO ENTERPRISES LLC	40.50	0.052753640	2.14
LEASE & FACILITY MAINTENANCE	TURNCO ENTERPRISES LLC	157.50	0.052753640	8.31
LEASE & FACILITY MAINTENANCE	TURNCO ENTERPRISES LLC	262.50	0.052753640	13.85
LEASE & FACILITY MAINTENANCE	TURNCO ENTERPRISES LLC	41.25	0.052753640	2.18
LEASE & FACILITY MAINTENANCE	TRINITY OILFIELD SERVICES &	156.93	0.052753640	8.28
LEASE & FACILITY MAINTENANCE	H-M TRUCKING LLC	137.57	0.052753640	7.26
LEASE & FACILITY MAINTENANCE	ALTAMIRA-US LLC	350.00	0.052753640	18.46
MISCELLANEOUS EQUIPMENT RENTAL	MEWBOURNE OIL COMPANY	235.20	0.052753640	12.41
OVERHEAD-FIXED RATE	MEWBOURNE OIL COMPANY	889.09	0.052753640	46.90
PRIME MOVER / PUMP MAINTENANCE	HR COMPRESSION & SERVICE	460.95	0.052753640	24.32
PRIME MOVER / PUMP MAINTENANCE	HR COMPRESSION & SERVICE	45.58	0.052753640	2.40
PRIME MOVER / PUMP MAINTENANCE	HR COMPRESSION & SERVICE	630.38	0.052753640	33.26
PRIME MOVER / PUMP MAINTENANCE	HR COMPRESSION & SERVICE	1,016.71	0.052753640	53.63
PRIME MOVER / PUMP MAINTENANCE	WILDCAT PUMP & ENGINE REI	43.28	0.052753640	2.28
PUMPING	MEWBOURNE OIL COMPANY	850.00	0.052753640	44.84
PUMPING	MEWBOURNE OIL COMPANY	425.00	0.052753640	22.42
RENTAL SERVICES	SERVICE COMPRESSION LLC	4,607.60	0.052753640	243.07

## MEWBOURNE OIL COMPANY

Page 9

SIANA OIL & GAS CO, LLC  
TOM M RAGSDALE  
P O BOX 2246  
CONROE, TX 77305

INVOICE NO.: 202110-02969  
INVOICE DATE: 10-31-2021  
OWNER: 035904-1  
BILLING FOR: October 2021

REFERENCE/DESCRIPTION OF CHARGES		GROSS CHARGES	WORKING INTEREST	NET CHARGE
RENTAL SERVICES	GRAVITY OILFIELD SERVICES	10.51	0.052753640	0.55
RENTAL SERVICES	GRAVITY OILFIELD SERVICES	5.77	0.052753640	0.30
RIGHT-OF-WAYS & EASEMENTS	ENCOMPASS SERVICES, LLC	18.50	0.052753640	0.98
SALT WATER DISPOSAL	TRINITY OILFIELD SERVICES &	460.04	0.052753640	24.27
SALT WATER DISPOSAL	TRINITY OILFIELD SERVICES &	460.04	0.052753640	24.27
SALT WATER DISPOSAL	TRINITY OILFIELD SERVICES &	425.97	0.052753640	22.47
SALT WATER DISPOSAL	OWL SWD OPERATING LLC	191.50	0.052753640	10.10
SALT WATER DISPOSAL	NGL WATER SOLUTIONS PERM	4,617.13	0.052753640	243.57
SALT WATER DISPOSAL	NGL WATER SOLUTIONS PERM	132.16	0.052753640	6.97
SALT WATER DISPOSAL	NGL WATER SOLUTIONS PERM	85.72	0.052753640	4.52
SALT WATER DISPOSAL	LIMESTONE BASIN PROPERTIE	12.15	0.052753640	0.64
SALT WATER DISPOSAL	SARGE TRUCKING SERVICES, I	368.15	0.052753640	19.42
SITE RESTORATION & EXCAVATION	TURNCO ENTERPRISES LLC	27.00	0.052753640	1.42
Total Lease Operating Expense Cost		25,252.14		1,332.11

62775000-30 SUBTOTAL

25,252.14

1,332.11

PROPERTY 62775000 TOTAL

25,252.14

1,332.11

PROPERTY: 62776000 62776000-30 IBEX 10 B3OB FED COM 1H

Lease Operating Expense

AUTOMATION MAINTENANCE	AMERICAN MILLENNIUM COR	25.70	0.032250710	0.83
AUTOMATION MAINTENANCE	TANKLOGIX LLC	271.42	0.032250710	8.75
CHEMICALS-WATER TREATING	JACAM CATALYST LLC	448.38	0.032250710	14.46
CHEMICALS-WATER TREATING	JACAM CATALYST LLC	534.36	0.032250710	17.23
CHEMICALS-WATER TREATING	ENVIROKLEAN PRODUCT DEV	541.68	0.032250710	17.47
EMISSIONS CONTROL EQUIPMENT MAINTENANCE	DIVINE ENERGY SERVICES LL	106.82	0.032250710	3.44
EMISSIONS CONTROL EQUIPMENT MAINTENANCE	G&A FABRICATION LLC	352.87	0.032250710	11.38
EMISSIONS CONTROL EQUIPMENT MAINTENANCE	G&A FABRICATION LLC	1,647.08	0.032250710	53.12
FUEL/ POWER / ELECTRICAL	XCEL ENERGY	793.56	0.032250710	25.59
GATHERING/TREATING/DEHYDRATION	PRO-KEM INC	294.94	0.032250710	9.51
GATHERING/TREATING/DEHYDRATION	BOONE ARCHAEOLOGICAL RE	66.37	0.032250710	2.14
LEASE & FACILITY	MEWBOURNE OIL COMPANY	425.00	0.032250710	13.71
LEASE & FACILITY MAINTENANCE	GARNER PUMP & SUPPLY INC	11.63	0.032250710	0.37
LEASE & FACILITY MAINTENANCE	STONE OILFIELD SERVICE INC	185.37	0.032250710	5.98
LEASE & FACILITY MAINTENANCE	MPS ENTERPRISES INC	13.54	0.032250710	0.44
LEASE & FACILITY MAINTENANCE	MPS ENTERPRISES INC	2,311.06	0.032250710	74.53
LEASE & FACILITY MAINTENANCE	MPS ENTERPRISES INC	1.87	0.032250710	0.06
LEASE & FACILITY MAINTENANCE	MPS ENTERPRISES INC	7.88	0.032250710	0.25
LEASE & FACILITY MAINTENANCE	MPS ENTERPRISES INC	110.49	0.032250710	3.56
LEASE & FACILITY MAINTENANCE	GUNS UP SERVICES	35.83	0.032250710	1.16
LEASE & FACILITY MAINTENANCE	TURNCO ENTERPRISES LLC	40.50	0.032250710	1.31
LEASE & FACILITY MAINTENANCE	TURNCO ENTERPRISES LLC	41.25	0.032250710	1.33
LEASE & FACILITY MAINTENANCE	INGRAM PROFESSIONAL SERV	514.57	0.032250710	16.60

## MEWBOURNE OIL COMPANY

SIANA OIL & GAS CO, LLC  
TOM M RAGSDALE  
P O BOX 2246  
CONROE, TX 77305

INVOICE NO.: 202110-02969  
INVOICE DATE: 10-31-2021  
OWNER: 035904-1  
BILLING FOR: October 2021

REFERENCE/DESCRIPTION OF CHARGES		GROSS CHARGES	WORKING INTEREST	NET CHARGE
LEASE & FACILITY MAINTENANCE	TRINITY OILFIELD SERVICES &	201.77	0.032250710	6.51
LEASE & FACILITY MAINTENANCE	EP&S LLC	225.36	0.032250710	7.27
MISCELLANEOUS EQUIPMENT RENTAL	MEWBOURNE OIL COMPANY	235.20	0.032250710	7.59
OVERHEAD-FIXED RATE	MEWBOURNE OIL COMPANY	889.09	0.032250710	28.67
PRIME MOVER / PUMP MAINTENANCE	HR COMPRESSION & SERVICE	674.07	0.032250710	21.74
PRIME MOVER / PUMP MAINTENANCE	HR COMPRESSION & SERVICE	45.57	0.032250710	1.47
PRIME MOVER / PUMP MAINTENANCE	HR COMPRESSION & SERVICE	635.90	0.032250710	20.51
PRIME MOVER / PUMP MAINTENANCE	WILDCAT PUMP & ENGINE REI	43.24	0.032250710	1.39
PUMPING	MEWBOURNE OIL COMPANY	850.00	0.032250710	27.41
PUMPING	MEWBOURNE OIL COMPANY	425.00	0.032250710	13.71
RENTAL SERVICES	NATURAL GAS SERVICES GRO	4,199.74	0.032250710	135.44
RENTAL SERVICES	GRAVITY OILFIELD SERVICES	38.76	0.032250710	1.25
RENTAL SERVICES	GRAVITY OILFIELD SERVICES	21.25	0.032250710	0.69
RIGHT-OF-WAYS & EASEMENTS	ENCOMPASS SERVICES, LLC	27.75	0.032250710	0.89
SALT WATER DISPOSAL	OWL SWD OPERATING LLC	201.75	0.032250710	6.51
SALT WATER DISPOSAL	NGL WATER SOLUTIONS PERM	6,156.18	0.032250710	198.54
SALT WATER DISPOSAL	LIMESTONE BASIN PROPERTIE	12.82	0.032250710	0.41
SITE RESTORATION & EXCAVATION	TURNCO ENTERPRISES LLC	27.00	0.032250710	0.87
SITE RESTORATION & EXCAVATION	R360 ENVIRONMENTAL SOLUT	201.50	0.032250710	6.50
Total Lease Operating Expense Cost		23,894.12		770.59

Netted Owner

62776000-30 SUBTOTAL		23,894.12	770.59
PROPERTY 62776000 TOTAL		23,894.12	770.59
PROPERTY: 62906000 62906000-30 GAZELLE 22 B2MD FED COM 2H			
Lease Operating Expense			
AUTOMATION MAINTENANCE	AMERICAN MILLENNIUM COR	14.43	0.196991940 2.84
AUTOMATION MAINTENANCE	TANKLOGIX LLC	159.88	0.196991940 31.49
AUTOMATION MAINTENANCE	TANKLOGIX LLC	695.56	0.196991940 137.03
CHEMICALS-WATER TREATING	JACAM CATALYST LLC	448.38	0.196991940 88.33
CHEMICALS-WATER TREATING	ENVIROKLEAN PRODUCT DEV	345.24	0.196991940 68.01
COMPANY SUPERVISION	MEWBOURNE OIL COMPANY	1,450.00	0.196991940 285.63
EMISSIONS CONTROL EQUIPMENT MAINTENANCE	G&A FABRICATION LLC	76.78	0.196991940 15.12
EMISSIONS CONTROL EQUIPMENT MAINTENANCE	G&A FABRICATION LLC	76.78	0.196991940 15.12
EMISSIONS CONTROL EQUIPMENT MAINTENANCE	G&A FABRICATION LLC	162.81	0.196991940 32.07
EMISSIONS CONTROL EQUIPMENT MAINTENANCE	G&A FABRICATION LLC	99.65	0.196991940 19.64
EMISSIONS CONTROL EQUIPMENT MAINTENANCE	VAPROX LLC	133.85	0.196991940 26.37
FUEL/ POWER / ELECTRICAL	XCEL ENERGY	737.90	0.196991940 145.36
GATHERING/TREATING/DEHYDRATION	PRO-KEM INC	589.88	0.196991940 116.20
GATHERING/TREATING/DEHYDRATION	BOONE ARCHAEOLOGICAL RE	44.24	0.196991940 8.71
GATHERING/TREATING/DEHYDRATION	JACAM CATALYST LLC	587.11	0.196991940 115.66
LEASE & FACILITY	MEWBOURNE OIL COMPANY	850.00	0.196991940 167.44
LEASE & FACILITY MAINTENANCE	GARNER PUMP & SUPPLY INC	11.63	0.196991940 2.29



## MEWBOURNE OIL COMPANY

SIANA OIL & GAS CO, LLC  
TOM M RAGSDALE  
P O BOX 2246  
CONROE, TX 77305

INVOICE NO.: 202110-02969  
INVOICE DATE: 10-31-2021  
OWNER: 035904-1  
BILLING FOR: October 2021

REFERENCE/DESCRIPTION OF CHARGES		GROSS CHARGES	WORKING INTEREST	NET CHARGE
LEASE & FACILITY MAINTENANCE	GARNER PUMP & SUPPLY INC	63.15	0.196991940	12.44
LEASE & FACILITY MAINTENANCE	STONE OILFIELD SERVICE INC	109.96	0.196991940	21.66
LEASE & FACILITY MAINTENANCE	MPS ENTERPRISES INC	13.54	0.196991940	2.68
LEASE & FACILITY MAINTENANCE	MPS ENTERPRISES INC	1,370.96	0.196991940	270.07
LEASE & FACILITY MAINTENANCE	MPS ENTERPRISES INC	1.11	0.196991940	0.22
LEASE & FACILITY MAINTENANCE	MPS ENTERPRISES INC	4.67	0.196991940	0.92
LEASE & FACILITY MAINTENANCE	MPS ENTERPRISES INC	65.54	0.196991940	12.91
LEASE & FACILITY MAINTENANCE	GUNS UP SERVICES	35.83	0.196991940	7.07
LEASE & FACILITY MAINTENANCE	TURNCO ENTERPRISES LLC	40.50	0.196991940	7.98
LEASE & FACILITY MAINTENANCE	TURNCO ENTERPRISES LLC	78.75	0.196991940	15.52
LEASE & FACILITY MAINTENANCE	TURNCO ENTERPRISES LLC	131.25	0.196991940	25.85
LEASE & FACILITY MAINTENANCE	TURNCO ENTERPRISES LLC	41.25	0.196991940	8.13
LEASE & FACILITY MAINTENANCE	EP&S LLC	137.63	0.196991940	27.11
LEASE & FACILITY MAINTENANCE	ALTAMIRA-US LLC	440.00	0.196991940	86.68
MISCELLANEOUS EQUIPMENT RENTAL	MEWBOURNE OIL COMPANY	235.20	0.196991940	46.33
OVERHEAD-FIXED RATE	MEWBOURNE OIL COMPANY	889.09	0.196991940	175.14
PRIME MOVER / PUMP MAINTENANCE	HR COMPRESSION & SERVICES	45.57	0.196991940	8.98
PRIME MOVER / PUMP MAINTENANCE	HR COMPRESSION & SERVICES	271.97	0.196991940	53.58
PRIME MOVER / PUMP MAINTENANCE	WILDCAT PUMP & ENGINE REPAIR	187.96	0.196991940	37.02
PRIME MOVER / PUMP MAINTENANCE	WILDCAT PUMP & ENGINE REPAIR	43.23	0.196991940	8.52
PUMPING	MEWBOURNE OIL COMPANY	850.00	0.196991940	167.44
PUMPING	MEWBOURNE OIL COMPANY	425.00	0.196991940	83.72
RENTAL SERVICES	USA COMPRESSION PARTNERS	5,011.26	0.196991940	987.17
RENTAL SERVICES	GRAVITY OILFIELD SERVICES	22.99	0.196991940	4.53
RENTAL SERVICES	GRAVITY OILFIELD SERVICES	12.61	0.196991940	2.49
RIGHT-OF-WAYS & EASEMENTS	ENCOMPASS SERVICES, LLC	18.50	0.196991940	3.64
SALT WATER DISPOSAL	OWL SWD OPERATING LLC	152.89	0.196991940	30.12
SALT WATER DISPOSAL	NGL WATER SOLUTIONS PERMITS	3,078.09	0.196991940	606.36
SALT WATER DISPOSAL	LIMESTONE BASIN PROPERTIES	9.68	0.196991940	1.91
SITE RESTORATION & EXCAVATION	TURNCO ENTERPRISES LLC	27.00	0.196991940	5.32
Total Lease Operating Expense Cost		20,299.30		3,998.82
<b>62906000-30 SUBTOTAL</b>		<b>20,299.30</b>	<b>3,998.82</b>	
<b>PROPERTY 62906000 TOTAL</b>		<b>20,299.30</b>	<b>3,998.82</b>	
<b>PROPERTY: 62915000 62915000-10 CREEDENCE 21/16 W0ED ST COM 2H</b>				
<u>Intangible Well Cost</u>				
REGULATORY PERMITS & SURVEYS	A-1 SIGN ENGRAVERS INC	73.69	0.006363620	0.47
Total Intangible Well Cost Cost		73.69		0.47
<b>62915000-10 SUBTOTAL</b>		<b>73.69</b>	<b>0.47</b>	
<b>PROPERTY: 62915000 62915000-30 CREEDENCE 21/16 W0ED ST COM 2H</b>				
<u>Lease Operating Expense</u>				

## MEWBOURNE OIL COMPANY

SIANA OIL & GAS CO, LLC  
TOM M RAGSDALE  
P O BOX 2246  
CONROE, TX 77305

INVOICE NO.: 202110-02969  
INVOICE DATE: 10-31-2021  
OWNER: 035904-1  
BILLING FOR: October 2021

REFERENCE/DESCRIPTION OF CHARGES		GROSS CHARGES	WORKING INTEREST	NET CHARGE
COMPANY SUPERVISION	MEWBOURNE OIL COMPANY	362.50	0.006363620	2.31
COMPANY SUPERVISION	MEWBOURNE OIL COMPANY	725.00	0.006363620	4.61
EMISSIONS CONTROL EQUIPMENT MAINTENANCE	PACE OILFIELD SERVICES INC	27.81	0.006363620	0.18
EMISSIONS CONTROL EQUIPMENT MAINTENANCE	PACE OILFIELD SERVICES INC	27.81	0.006363620	0.18
EMISSIONS CONTROL EQUIPMENT MAINTENANCE	VAPROX LLC	166.05	0.006363620	1.06
EMISSIONS CONTROL EQUIPMENT MAINTENANCE	AUTOMATED WELLHEAD COM	343.67	0.006363620	2.19
EMISSIONS CONTROL EQUIPMENT MAINTENANCE	SCIENTIFIC AVIATION, INC	153.97	0.006363620	0.98
FUEL/ POWER / ELECTRICAL	XCEL ENERGY	2,952.12	0.006363620	18.79
GATHERING/TREATING/DEHYDRATION	MEWBOURNE OIL COMPANY-I	38.01	0.006363620	0.24
LEASE & FACILITY	MEWBOURNE OIL COMPANY	425.00	0.006363620	2.70
LEASE & FACILITY	MEWBOURNE OIL COMPANY	705.50	0.006363620	4.49
LEASE & FACILITY	MEWBOURNE OIL COMPANY	280.50	0.006363620	1.78
LEASE & FACILITY	MEWBOURNE OIL COMPANY	637.50	0.006363620	4.06
LEASE & FACILITY MAINTENANCE	GARNER PUMP & SUPPLY INC	294.63	0.006363620	1.88
LEASE & FACILITY MAINTENANCE	STANDARD OIL FIELD SUPPLY	225.93	0.006363620	1.44
LEASE & FACILITY MAINTENANCE	STANDARD OIL FIELD SUPPLY	75.38	0.006363620	0.48
LEASE & FACILITY MAINTENANCE	MPS ENTERPRISES INC	23.55	0.006363620	0.15
LEASE & FACILITY MAINTENANCE	TURNCO ENTERPRISES LLC	131.25	0.006363620	0.84
LEASE & FACILITY MAINTENANCE	TURNCO ENTERPRISES LLC	210.00	0.006363620	1.34
LEASE & FACILITY MAINTENANCE	R360 ENVIRONMENTAL SOLUT	55.91	0.006363620	0.36
LEASE & FACILITY MAINTENANCE	AM OILFIELD SERVICE, LLC	46.06	0.006363620	0.29
LEASE & FACILITY MAINTENANCE	AM OILFIELD SERVICE, LLC	61.42	0.006363620	0.39
LEASE & FACILITY MAINTENANCE	AM OILFIELD SERVICE, LLC	122.83	0.006363620	0.78
LEASE & FACILITY MAINTENANCE	AM OILFIELD SERVICE, LLC	122.83	0.006363620	0.78
LEASE & FACILITY MAINTENANCE	AM OILFIELD SERVICE, LLC	92.12	0.006363620	0.59
OVERHEAD-FIXED RATE	MEWBOURNE OIL COMPANY	889.09	0.006363620	5.66
PRIME MOVER / PUMP MAINTENANCE	WILDCAT PUMP & ENGINE REI	227.74	0.006363620	1.45
PUMPING	MEWBOURNE OIL COMPANY	850.00	0.006363620	5.41
PUMPING	MEWBOURNE OIL COMPANY	850.00	0.006363620	5.41
RENTAL SERVICES	KODIAK GAS SERVICES LLC	3,715.83	0.006363620	23.65
SALT WATER DISPOSAL	MEWBOURNE OIL COMPANY	29,496.25	0.006363620	187.70
Total Lease Operating Expense Cost		44,336.26		282.17

62915000-30 SUBTOTAL

44,336.26

282.17

PROPERTY 62915000 TOTAL

44,409.95

282.64

PROPERTY: 62916000 62916000-30 CREEDENCE 21/16 W1ED ST COM 1H

Lease Operating Expense

COMPANY SUPERVISION	MEWBOURNE OIL COMPANY	362.50	0.006363620	2.31
COMPANY SUPERVISION	MEWBOURNE OIL COMPANY	725.00	0.006363620	4.61
EMISSIONS CONTROL EQUIPMENT MAINTENANCE	PACE OILFIELD SERVICES INC	27.82	0.006363620	0.18
EMISSIONS CONTROL EQUIPMENT MAINTENANCE	PACE OILFIELD SERVICES INC	27.82	0.006363620	0.18
EMISSIONS CONTROL EQUIPMENT MAINTENANCE	VAPROX LLC	166.02	0.006363620	1.06

## MEWBOURNE OIL COMPANY

SIANA OIL & GAS CO, LLC  
TOM M RAGSDALE  
P O BOX 2246  
CONROE, TX 77305

INVOICE NO.: 202110-02969  
INVOICE DATE: 10-31-2021  
OWNER: 035904-1  
BILLING FOR: October 2021

REFERENCE/DESCRIPTION OF CHARGES		GROSS CHARGES	WORKING INTEREST	NET CHARGE
EMISSIONS CONTROL EQUIPMENT MAINTENANCE	AUTOMATED WELLHEAD COM	343.66	0.006363620	2.19
EMISSIONS CONTROL EQUIPMENT MAINTENANCE	SCIENTIFIC AVIATION, INC	153.99	0.006363620	0.98
FUEL/ POWER / ELECTRICAL	XCEL ENERGY	4,059.33	0.006363620	25.83
GATHERING/TREATING/DEHYDRATION	MEWBOURNE OIL COMPANY-I	38.01	0.006363620	0.24
LEASE & FACILITY	MEWBOURNE OIL COMPANY	425.00	0.006363620	2.70
LEASE & FACILITY	MEWBOURNE OIL COMPANY	425.00	0.006363620	2.70
LEASE & FACILITY	MEWBOURNE OIL COMPANY	850.00	0.006363620	5.41
LEASE & FACILITY MAINTENANCE	GARNER PUMP & SUPPLY INC	294.63	0.006363620	1.88
LEASE & FACILITY MAINTENANCE	STANDARD OIL FIELD SUPPLY	75.39	0.006363620	0.48
LEASE & FACILITY MAINTENANCE	MPS ENTERPRISES INC	23.55	0.006363620	0.15
LEASE & FACILITY MAINTENANCE	TURNCO ENTERPRISES LLC	131.25	0.006363620	0.84
LEASE & FACILITY MAINTENANCE	TURNCO ENTERPRISES LLC	210.00	0.006363620	1.34
LEASE & FACILITY MAINTENANCE	R360 ENVIRONMENTAL SOLUT	55.91	0.006363620	0.36
LEASE & FACILITY MAINTENANCE	AM OILFIELD SERVICE, LLC	46.07	0.006363620	0.29
LEASE & FACILITY MAINTENANCE	AM OILFIELD SERVICE, LLC	61.42	0.006363620	0.39
LEASE & FACILITY MAINTENANCE	AM OILFIELD SERVICE, LLC	122.84	0.006363620	0.78
LEASE & FACILITY MAINTENANCE	AM OILFIELD SERVICE, LLC	122.84	0.006363620	0.78
LEASE & FACILITY MAINTENANCE	AM OILFIELD SERVICE, LLC	92.13	0.006363620	0.59
OVERHEAD-FIXED RATE	MEWBOURNE OIL COMPANY	889.09	0.006363620	5.66
PRIME MOVER / PUMP MAINTENANCE	WILDCAT PUMP & ENGINE REI	227.75	0.006363620	1.45
PUMPING	MEWBOURNE OIL COMPANY	850.00	0.006363620	5.41
PUMPING	MEWBOURNE OIL COMPANY	850.00	0.006363620	5.41
RENTAL SERVICES	KODIAK GAS SERVICES LLC	3,715.83	0.006363620	23.65
SALT WATER DISPOSAL	MEWBOURNE OIL COMPANY	48,697.04	0.006363620	309.89
Total Lease Operating Expense Cost		64,069.89		407.74
<b>62916000-30 SUBTOTAL</b>		<b>64,069.89</b>	<b>407.74</b>	
<b>PROPERTY 62916000 TOTAL</b>		<b>64,069.89</b>	<b>407.74</b>	
<b>PROPERTY: 62948000 62948000-20 INLAND 26/23 B2PI STATE COM 1H</b>				
<u>Equipment Beyond Wellhead</u>				
ELECTRICAL INSTALLATIONS	INGRAM PROFESSIONAL SERV	16,175.34	0.100000000	1,617.53
Total Equipment Beyond Wellhead Cost		16,175.34		1,617.53
<b>62948000-20 SUBTOTAL</b>		<b>16,175.34</b>	<b>1,617.53</b>	
<b>PROPERTY: 62948000 62948000-30 INLAND 26/23 B2PI STATE COM 1H</b>				
<u>Lease Operating Expense</u>				
ARTIFICIAL LIFT RENTAL / REPAIR	ENDURANCE LIFT SOLUTIONS	1,644.86	0.100000000	164.48
ARTIFICIAL LIFT RENTAL / REPAIR	ENDURANCE LIFT SOLUTIONS	2,854.33	0.100000000	285.43
ARTIFICIAL LIFT RENTAL / REPAIR	ENDURANCE LIFT SOLUTIONS	2,327.39	0.100000000	232.74
CHEMICALS-WATER TREATING	ENVIROKLEAN PRODUCT DEV	1,442.89	0.100000000	144.29
CHEMICALS-WATER TREATING	ENVIROKLEAN PRODUCT DEV	398.04	0.100000000	39.80
EMISSIONS CONTROL EQUIPMENT MAINTENANCE	VAPROX LLC	267.72	0.100000000	26.77

## MEWBOURNE OIL COMPANY

Page 14

SIANA OIL & GAS CO, LLC  
TOM M RAGSDALE  
P O BOX 2246  
CONROE, TX 77305

INVOICE NO.: 202110-02969  
INVOICE DATE: 10-31-2021  
OWNER: 035904-1  
BILLING FOR: October 2021

REFERENCE/DESCRIPTION OF CHARGES		GROSS CHARGES	WORKING INTEREST	NET CHARGE
EMISSIONS CONTROL EQUIPMENT MAINTENANCE	AUTOMATED WELLHEAD COM	590.54	0.100000000	59.05
EMISSIONS CONTROL EQUIPMENT MAINTENANCE	AUTOMATED WELLHEAD COM	274.30	0.100000000	27.43
EMISSIONS CONTROL EQUIPMENT MAINTENANCE	AUTOMATED WELLHEAD COM	87.57	0.100000000	8.76
EMISSIONS CONTROL EQUIPMENT MAINTENANCE	SCIENTIFIC AVIATION, INC	154.03	0.100000000	15.40
GATHERING/TREATING/DEHYDRATION	JET LABORATORIES INC	181.05	0.100000000	18.10
LEASE & FACILITY	MEWBOURNE OIL COMPANY	425.00	0.100000000	42.50
LEASE & FACILITY	MEWBOURNE OIL COMPANY	212.50	0.100000000	21.25
LEASE & FACILITY MAINTENANCE	GARNER PUMP & SUPPLY INC	672.68	0.100000000	67.27
LEASE & FACILITY MAINTENANCE	GARNER PUMP & SUPPLY INC	7.82	0.100000000	0.79
LEASE & FACILITY MAINTENANCE	TURNCO ENTERPRISES LLC	210.00	0.100000000	21.00
LEASE & FACILITY MAINTENANCE	TURNCO ENTERPRISES LLC	210.00	0.100000000	21.00
LEASE & FACILITY MAINTENANCE	INGRAM PROFESSIONAL SERV	1,615.06	0.100000000	161.50
LEASE & FACILITY MAINTENANCE	H-M TRUCKING LLC	183.42	0.100000000	18.34
LEASE & FACILITY MAINTENANCE	EP&S LLC	140.04	0.100000000	14.01
OVERHEAD-FIXED RATE	MEWBOURNE OIL COMPANY	889.09	0.100000000	88.91
PUMPING	MEWBOURNE OIL COMPANY	850.00	0.100000000	85.00
PUMPING	MEWBOURNE OIL COMPANY	850.00	0.100000000	85.00
RENTAL SERVICES	MESA NATURAL GAS Solutic	6,796.75	0.100000000	679.67
RENTAL SERVICES	MESA NATURAL GAS Solutic	7,050.81	0.100000000	705.08
WORKOVER-MAJOR MECHANICAL	ENDURANCE LIFT SOLUTIONS	64,400.01	0.100000000	6,440.00
WORKOVER-MAJOR MECHANICAL	ENDURANCE LIFT SOLUTIONS	1,775.30	0.100000000	177.53
Total Lease Operating Expense Cost		96,511.20		9,651.10

Netted Owner

<b>62948000-30 SUBTOTAL</b>	<b>96,511.20</b>	<b>9,651.10</b>
<b>PROPERTY 62948000 TOTAL</b>	<b>112,686.54</b>	<b>11,268.63</b>

**PROPERTY: 62958000 62958000-30 GAZELLE 22 B3MD FED COM 1H**Lease Operating Expense

AUTOMATION MAINTENANCE	AMERICAN MILLENNIUM COR	14.43	0.196991940	2.84
AUTOMATION MAINTENANCE	TANKLOGIX LLC	141.29	0.196991940	27.83
AUTOMATION MAINTENANCE	TANKLOGIX LLC	695.56	0.196991940	137.03
CHEMICALS-WATER TREATING	JACAM CATALYST LLC	448.38	0.196991940	88.33
CHEMICALS-WATER TREATING	ENVIROKLEAN PRODUCT DEV	335.87	0.196991940	66.17
EMISSIONS CONTROL EQUIPMENT MAINTENANCE	G&A FABRICATION LLC	76.79	0.196991940	15.12
EMISSIONS CONTROL EQUIPMENT MAINTENANCE	G&A FABRICATION LLC	76.79	0.196991940	15.12
EMISSIONS CONTROL EQUIPMENT MAINTENANCE	G&A FABRICATION LLC	162.84	0.196991940	32.08
EMISSIONS CONTROL EQUIPMENT MAINTENANCE	G&A FABRICATION LLC	99.67	0.196991940	19.64
EMISSIONS CONTROL EQUIPMENT MAINTENANCE	VAPROX LLC	133.86	0.196991940	26.37
FUEL/ POWER / ELECTRICAL	XCEL ENERGY	900.18	0.196991940	177.33
GATHERING/TREATING/DEHYDRATION	PRO-KEM INC	589.88	0.196991940	116.20
GATHERING/TREATING/DEHYDRATION	BOONE ARCHAEOLOGICAL RE	44.24	0.196991940	8.71
LEASE & FACILITY MAINTENANCE	GARNER PUMP & SUPPLY INC	11.64	0.196991940	2.29
LEASE & FACILITY MAINTENANCE	GARNER PUMP & SUPPLY INC	63.16	0.196991940	12.44

## MEWBOURNE OIL COMPANY

SIANA OIL & GAS CO, LLC  
TOM M RAGSDALE  
P O BOX 2246  
CONROE, TX 77305

INVOICE NO.: 202110-02969  
INVOICE DATE: 10-31-2021  
OWNER: 035904-1  
BILLING FOR: October 2021

REFERENCE/DESCRIPTION OF CHARGES		GROSS CHARGES	WORKING INTEREST	NET CHARGE
LEASE & FACILITY MAINTENANCE	STONE OILFIELD SERVICE INC	94.26	0.196991940	18.57
LEASE & FACILITY MAINTENANCE	MPS ENTERPRISES INC	13.55	0.196991940	2.68
LEASE & FACILITY MAINTENANCE	MPS ENTERPRISES INC	1,175.11	0.196991940	231.49
LEASE & FACILITY MAINTENANCE	MPS ENTERPRISES INC	0.95	0.196991940	0.20
LEASE & FACILITY MAINTENANCE	MPS ENTERPRISES INC	4.00	0.196991940	0.78
LEASE & FACILITY MAINTENANCE	MPS ENTERPRISES INC	56.18	0.196991940	11.07
LEASE & FACILITY MAINTENANCE	GUNS UP SERVICES	35.84	0.196991940	7.07
LEASE & FACILITY MAINTENANCE	TURNCO ENTERPRISES LLC	40.50	0.196991940	7.98
LEASE & FACILITY MAINTENANCE	TURNCO ENTERPRISES LLC	78.75	0.196991940	15.52
LEASE & FACILITY MAINTENANCE	TURNCO ENTERPRISES LLC	131.25	0.196991940	25.85
LEASE & FACILITY MAINTENANCE	TURNCO ENTERPRISES LLC	41.25	0.196991940	8.13
LEASE & FACILITY MAINTENANCE	EP&S LLC	137.63	0.196991940	27.11
MISCELLANEOUS EQUIPMENT RENTAL	MEWBOURNE OIL COMPANY	235.20	0.196991940	46.33
OVERHEAD-FIXED RATE	MEWBOURNE OIL COMPANY	889.09	0.196991940	175.14
PRIME MOVER / PUMP MAINTENANCE	HR COMPRESSION & SERVICES	45.58	0.196991940	8.98
PRIME MOVER / PUMP MAINTENANCE	HR COMPRESSION & SERVICES	380.77	0.196991940	75.00
PRIME MOVER / PUMP MAINTENANCE	WILDCAT PUMP & ENGINE REI	263.14	0.196991940	51.84
PRIME MOVER / PUMP MAINTENANCE	WILDCAT PUMP & ENGINE REI	43.31	0.196991940	8.53
PUMPING	MEWBOURNE OIL COMPANY	850.00	0.196991940	167.44
PUMPING	MEWBOURNE OIL COMPANY	425.00	0.196991940	83.72
RENTAL SERVICES	KODIAK GAS SERVICES LLC	5,445.00	0.196991940	1,072.62
RENTAL SERVICES	GRAVITY OILFIELD SERVICES	19.71	0.196991940	3.88
RENTAL SERVICES	GRAVITY OILFIELD SERVICES	10.81	0.196991940	2.12
RIGHT-OF-WAYS & EASEMENTS	ENCOMPASS SERVICES, LLC	18.50	0.196991940	3.64
SALT WATER DISPOSAL	OWL SWD OPERATING LLC	193.09	0.196991940	38.04
SALT WATER DISPOSAL	NGL WATER SOLUTIONS PERM	6,156.18	0.196991940	1,212.71
SALT WATER DISPOSAL	LIMESTONE BASIN PROPERTIE	12.25	0.196991940	2.42
SITE RESTORATION & EXCAVATION	TURNCO ENTERPRISES LLC	27.00	0.196991940	5.32
Total Lease Operating Expense Cost		20,618.48		4,061.68
62958000-30 SUBTOTAL		20,618.48		4,061.68
PROPERTY 62958000 TOTAL		20,618.48		4,061.68

PROPERTY: 72076000 72076000-30 INLAND 26/23 B2OJ STATE COM 1H

Lease Operating Expense

CHEMICALS-WATER TREATING	ENVIROKLEAN PRODUCT DEV	1,217.93	0.100000000	121.79
CHEMICALS-WATER TREATING	ENVIROKLEAN PRODUCT DEV	335.98	0.100000000	33.60
EMISSIONS CONTROL EQUIPMENT MAINTENANCE	VAPROX LLC	267.71	0.100000000	26.77
EMISSIONS CONTROL EQUIPMENT MAINTENANCE	AUTOMATED WELLHEAD CON	590.53	0.100000000	59.05
EMISSIONS CONTROL EQUIPMENT MAINTENANCE	AUTOMATED WELLHEAD CON	274.30	0.100000000	27.43
EMISSIONS CONTROL EQUIPMENT MAINTENANCE	AUTOMATED WELLHEAD CON	87.56	0.100000000	8.76
EMISSIONS CONTROL EQUIPMENT MAINTENANCE	SCIENTIFIC AVIATION, INC	153.95	0.100000000	15.39
ENVIRONMENTAL & REGULATORY COMPLIANCE	ECOTEST ENERGY SERVICES I	1,801.29	0.100000000	180.13



## MEWBOURNE OIL COMPANY

SIANA OIL & GAS CO, LLC  
TOM M RAGSDALE  
P O BOX 2246  
CONROE, TX 77305

INVOICE NO.: 202110-02969  
INVOICE DATE: 10-31-2021  
OWNER: 035904-1  
BILLING FOR: October 2021

REFERENCE/DESCRIPTION OF CHARGES		GROSS CHARGES	WORKING INTEREST	NET CHARGE
LEASE & FACILITY	MEWBOURNE OIL COMPANY	425.00	0.100000000	42.50
LEASE & FACILITY	MEWBOURNE OIL COMPANY	425.00	0.100000000	42.50
LEASE & FACILITY	MEWBOURNE OIL COMPANY	212.50	0.100000000	21.25
LEASE & FACILITY	MEWBOURNE OIL COMPANY	850.00	0.100000000	85.00
LEASE & FACILITY MAINTENANCE	GARNER PUMP & SUPPLY INC	672.67	0.100000000	67.27
LEASE & FACILITY MAINTENANCE	GARNER PUMP & SUPPLY INC	7.81	0.100000000	0.79
LEASE & FACILITY MAINTENANCE	TURNCO ENTERPRISES LLC	210.00	0.100000000	21.00
LEASE & FACILITY MAINTENANCE	INGRAM PROFESSIONAL SERV	1,615.08	0.100000000	161.51
LEASE & FACILITY MAINTENANCE	H-M TRUCKING LLC	183.43	0.100000000	18.35
LEASE & FACILITY MAINTENANCE	EP&S LLC	140.05	0.100000000	14.01
OVERHEAD-FIXED RATE	MEWBOURNE OIL COMPANY	889.09	0.100000000	88.91
PUMPING	MEWBOURNE OIL COMPANY	850.00	0.100000000	85.00
PUMPING	MEWBOURNE OIL COMPANY	850.00	0.100000000	85.00
RENTAL SERVICES	USA COMPRESSION PARTNER	4,747.51	0.100000000	474.75
RENTAL SERVICES	MESA NATURAL GAS SOLUTIC	6,796.76	0.100000000	679.68
RENTAL SERVICES	MESA NATURAL GAS SOLUTIC	7,050.79	0.100000000	705.08
Total Lease Operating Expense Cost		30,654.94		3,065.52
72076000-30 SUBTOTAL		30,654.94		3,065.52
PROPERTY 72076000 TOTAL		30,654.94		3,065.52
PROPERTY: 72185000 72185000-20 CREEDENCE 21/16 W0FC ST COM 4H				

72185000-20 SUBTOTAL  
PROPERTY: 72185000 72185000-30 CREEDENCE 21/16 W0FC ST COM 4H

Lease Operating Expense

COMPANY SUPERVISION	MEWBOURNE OIL COMPANY	362.50	0.006363620	2.31
COMPANY SUPERVISION	MEWBOURNE OIL COMPANY	725.00	0.006363620	4.61
COMPANY SUPERVISION	MEWBOURNE OIL COMPANY	478.50	0.006363620	3.04
COMPANY SUPERVISION	MEWBOURNE OIL COMPANY	1,450.00	0.006363620	9.23
COMPANY SUPERVISION	MEWBOURNE OIL COMPANY	725.00	0.006363620	4.61
CONTRACT SUPERVISION	PACE OILFIELD SERVICES INC	427.23	0.006363620	2.72
CONTRACT SUPERVISION	PACE OILFIELD SERVICES INC	427.23	0.006363620	2.72
CONTRACT SUPERVISION	PACE OILFIELD SERVICES INC	427.23	0.006363620	2.72
CONTRACT SUPERVISION	PACE OILFIELD SERVICES INC	427.23	0.006363620	2.72
CONTRACT SUPERVISION	TURNCO ENTERPRISES LLC	66.25	0.006363620	0.42
CONTRACT SUPERVISION	TURNCO ENTERPRISES LLC	66.25	0.006363620	0.42
CONTRACT SUPERVISION	D&H TRUCKING	323.63	0.006363620	2.06
EMISSIONS CONTROL EQUIPMENT MAINTENANCE	PACE OILFIELD SERVICES INC	27.81	0.006363620	0.18
EMISSIONS CONTROL EQUIPMENT MAINTENANCE	PACE OILFIELD SERVICES INC	27.81	0.006363620	0.18
EMISSIONS CONTROL EQUIPMENT MAINTENANCE	VAPROX LLC	166.06	0.006363620	1.06
EMISSIONS CONTROL EQUIPMENT MAINTENANCE	AUTOMATED WELLHEAD CON	343.71	0.006363620	2.19

## MEWBOURNE OIL COMPANY

SIANA OIL & GAS CO, LLC  
TOM M RAGSDALE  
P O BOX 2246  
CONROE, TX 77305

INVOICE NO.: 202110-02969  
INVOICE DATE: 10-31-2021  
OWNER: 035904-1  
BILLING FOR: October 2021

REFERENCE/DESCRIPTION OF CHARGES		GROSS CHARGES	WORKING INTEREST	NET CHARGE
EMISSIONS CONTROL EQUIPMENT MAINTENANCE	SCIENTIFIC AVIATION, INC	153.99	0.006363620	0.98
FUEL/ POWER / ELECTRICAL	XCEL ENERGY	3,817.49	0.006363620	24.29
GATHERING/TREATING/DEHYDRATION	MEWBOURNE OIL COMPANY-I	38.01	0.006363620	0.24
LEASE & FACILITY	MEWBOURNE OIL COMPANY	425.00	0.006363620	2.70
LEASE & FACILITY	MEWBOURNE OIL COMPANY	705.50	0.006363620	4.49
LEASE & FACILITY	MEWBOURNE OIL COMPANY	280.50	0.006363620	1.78
LEASE & FACILITY	MEWBOURNE OIL COMPANY	212.50	0.006363620	1.35
LEASE & FACILITY MAINTENANCE	GARNER PUMP & SUPPLY INC	294.62	0.006363620	1.88
LEASE & FACILITY MAINTENANCE	STANDARD OIL FIELD SUPPLY	75.38	0.006363620	0.48
LEASE & FACILITY MAINTENANCE	MPS ENTERPRISES INC	23.56	0.006363620	0.15
LEASE & FACILITY MAINTENANCE	TURNCO ENTERPRISES LLC	131.25	0.006363620	0.84
LEASE & FACILITY MAINTENANCE	TURNCO ENTERPRISES LLC	210.00	0.006363620	1.34
LEASE & FACILITY MAINTENANCE	R360 ENVIRONMENTAL SOLUT	55.91	0.006363620	0.36
LEASE & FACILITY MAINTENANCE	FLATLAND ENERGY SERVICES	24,649.13	0.006363620	156.86
LEASE & FACILITY MAINTENANCE	AM OILFIELD SERVICE, LLC	46.07	0.006363620	0.29
LEASE & FACILITY MAINTENANCE	AM OILFIELD SERVICE, LLC	61.42	0.006363620	0.39
LEASE & FACILITY MAINTENANCE	AM OILFIELD SERVICE, LLC	122.83	0.006363620	0.78
LEASE & FACILITY MAINTENANCE	AM OILFIELD SERVICE, LLC	122.83	0.006363620	0.78
LEASE & FACILITY MAINTENANCE	AM OILFIELD SERVICE, LLC	92.12	0.006363620	0.59
OVERHEAD-FIXED RATE	MEWBOURNE OIL COMPANY	807.20	0.006363620	5.14
PRIME MOVER / PUMP MAINTENANCE	WILDCAT PUMP & ENGINE REI	227.73	0.006363620	1.45
PUMPING	MEWBOURNE OIL COMPANY	850.00	0.006363620	5.41
PUMPING	MEWBOURNE OIL COMPANY	850.00	0.006363620	5.41
RENTAL SERVICES	KODIAK GAS SERVICES LLC	3,715.83	0.006363620	23.65
SALT WATER DISPOSAL	MEWBOURNE OIL COMPANY	47,684.26	0.006363620	303.44
Total Lease Operating Expense Cost		92,124.57		586.26

72185000-30 SUBTOTAL	92,124.57	586.26
PROPERTY 72185000 TOTAL	92,124.57	586.26
72185000PREPAYMENTS		-1,048.26

PROPERTY: 72186000 72186000-20 CREEDENCE 21/16 W1FC ST COM 3H

72186000-20 SUBTOTAL  
PROPERTY: 72186000 72186000-30 CREEDENCE 21/16 W1FC ST COM 3H

Lease Operating Expense

COMPANY SUPERVISION	MEWBOURNE OIL COMPANY	725.00	0.006363620	4.61
COMPANY SUPERVISION	MEWBOURNE OIL COMPANY	478.50	0.006363620	3.04
COMPANY SUPERVISION	MEWBOURNE OIL COMPANY	725.00	0.006363620	4.61
CONTRACT SUPERVISION	PACE OILFIELD SERVICES INC	427.23	0.006363620	2.72
CONTRACT SUPERVISION	PACE OILFIELD SERVICES INC	427.23	0.006363620	2.72
CONTRACT SUPERVISION	PACE OILFIELD SERVICES INC	427.23	0.006363620	2.72

## MEWBOURNE OIL COMPANY

Page 18

SIANA OIL & GAS CO, LLC  
TOM M RAGSDALE  
P O BOX 2246  
CONROE, TX 77305

INVOICE NO.: 202110-02969  
INVOICE DATE: 10-31-2021  
OWNER: 035904-1  
BILLING FOR: October 2021

REFERENCE/DESCRIPTION OF CHARGES		GROSS CHARGES	WORKING INTEREST	NET CHARGE
CONTRACT SUPERVISION	PACE OILFIELD SERVICES INC	427.23	0.006363620	2.72
CONTRACT SUPERVISION	TURNCO ENTERPRISES LLC	66.25	0.006363620	0.42
CONTRACT SUPERVISION	TURNCO ENTERPRISES LLC	66.25	0.006363620	0.42
CONTRACT SUPERVISION	D&H TRUCKING	323.62	0.006363620	2.06
EMISSIONS CONTROL EQUIPMENT MAINTENANCE	PACE OILFIELD SERVICES INC	27.82	0.006363620	0.18
EMISSIONS CONTROL EQUIPMENT MAINTENANCE	PACE OILFIELD SERVICES INC	27.82	0.006363620	0.18
EMISSIONS CONTROL EQUIPMENT MAINTENANCE	VAPROX LLC	165.99	0.006363620	1.06
EMISSIONS CONTROL EQUIPMENT MAINTENANCE	AUTOMATED WELLHEAD COM	343.64	0.006363620	2.19
EMISSIONS CONTROL EQUIPMENT MAINTENANCE	SCIENTIFIC AVIATION, INC	153.97	0.006363620	0.98
FUEL/ POWER / ELECTRICAL	XCEL ENERGY	2,779.86	0.006363620	17.69
GATHERING/TREATING/DEHYDRATION	MEWBOURNE OIL COMPANY-I	38.01	0.006363620	0.24
LEASE & FACILITY	MEWBOURNE OIL COMPANY	714.00	0.006363620	4.54
LEASE & FACILITY	MEWBOURNE OIL COMPANY	280.50	0.006363620	1.78
LEASE & FACILITY MAINTENANCE	GARNER PUMP & SUPPLY INC	294.64	0.006363620	1.88
LEASE & FACILITY MAINTENANCE	STANDARD OIL FIELD SUPPLY	75.39	0.006363620	0.48
LEASE & FACILITY MAINTENANCE	MPS ENTERPRISES INC	23.55	0.006363620	0.15
LEASE & FACILITY MAINTENANCE	TURNCO ENTERPRISES LLC	131.25	0.006363620	0.84
LEASE & FACILITY MAINTENANCE	TURNCO ENTERPRISES LLC	210.00	0.006363620	1.34
LEASE & FACILITY MAINTENANCE	R360 ENVIRONMENTAL SOLUT	55.93	0.006363620	0.36
LEASE & FACILITY MAINTENANCE	FLATLAND ENERGY SERVICES	24,649.12	0.006363620	156.86
LEASE & FACILITY MAINTENANCE	AM OILFIELD SERVICE, LLC	46.05	0.006363620	0.29
LEASE & FACILITY MAINTENANCE	AM OILFIELD SERVICE, LLC	61.41	0.006363620	0.39
LEASE & FACILITY MAINTENANCE	AM OILFIELD SERVICE, LLC	122.84	0.006363620	0.78
LEASE & FACILITY MAINTENANCE	AM OILFIELD SERVICE, LLC	122.84	0.006363620	0.78
LEASE & FACILITY MAINTENANCE	AM OILFIELD SERVICE, LLC	92.13	0.006363620	0.59
OVERHEAD-FIXED RATE	MEWBOURNE OIL COMPANY	807.20	0.006363620	5.14
PRIME MOVER / PUMP MAINTENANCE	WILDCAT PUMP & ENGINE REI	227.77	0.006363620	1.45
PUMPING	MEWBOURNE OIL COMPANY	850.00	0.006363620	5.41
PUMPING	MEWBOURNE OIL COMPANY	850.00	0.006363620	5.41
RENTAL SERVICES	KODIAK GAS SERVICES LLC	3,715.82	0.006363620	23.65
SALT WATER DISPOSAL	MEWBOURNE OIL COMPANY	28,298.40	0.006363620	180.08
Total Lease Operating Expense Cost		69,259.49		440.76
<b>72186000-30 SUBTOTAL</b>		<b>69,259.49</b>	<b>440.76</b>	
<b>PROPERTY 72186000 TOTAL</b>		<b>69,259.49</b>	<b>440.76</b>	
<b>72186000PREPAYMENTS</b>				<b>-804.69</b>
<b>PROPERTY: 72310000 72310000-20 IBEX 15/10 B1PA FED COM 2H</b>				
<u>Intangible Well Cost</u>				
OVERHEAD FIXED RATE	MEWBOURNE OIL COMPANY	246.48	0.000539020	0.13
PIPELINE INTERCONNECT / ROW / EASEMENTS	BOONE ARCHAEOLOGICAL RE	0.00	0.000539020	0.00
PIPELINE INTERCONNECT / ROW / EASEMENTS	ENCOMPASS SERVICES, LLC	166.50	0.000539020	0.09
Total Intangible Well Cost Cost		412.98		0.22

## MEWBOURNE OIL COMPANY

SIANA OIL & GAS CO, LLC  
TOM M RAGSDALE  
P O BOX 2246  
CONROE, TX 77305

INVOICE NO.: 202110-02969  
INVOICE DATE: 10-31-2021  
OWNER: 035904-1  
BILLING FOR: October 2021

REFERENCE/DESCRIPTION OF CHARGES		GROSS CHARGES	WORKING INTEREST	NET CHARGE
<b>72310000-20 SUBTOTAL</b>		<b>412.98</b>	<b>0.22</b>	
<b>PROPERTY: 72310000 72310000-30 IBEX 15/10 B1PA FED COM 2H</b>				
<u>Lease Operating Expense</u>				
AUTOMATION MAINTENANCE	TANKLOGIX LLC	1,022.47	0.000539020	0.55
AUTOMATION MAINTENANCE	TANKLOGIX LLC	995.34	0.000539020	0.54
AUTOMATION MAINTENANCE	TANKLOGIX LLC	735.22	0.000539020	0.40
CHEMICALS-WATER TREATING	JACAM CATALYST LLC	448.38	0.000539020	0.24
CHEMICALS-WATER TREATING	ENVIROKLEAN PRODUCT DEV	3,285.32	0.000539020	1.77
EMISSIONS CONTROL EQUIPMENT MAINTENANCE	AUTOMATED WELLHEAD COM	356.50	0.000539020	0.19
EMISSIONS CONTROL EQUIPMENT MAINTENANCE	SCIENTIFIC AVIATION, INC	153.95	0.000539020	0.08
FUEL/ POWER / ELECTRICAL	XCEL ENERGY	7,029.71	0.000539020	3.79
GATHERING/TREATING/DEHYDRATION	MEWBOURNE OIL COMPANY-I	200.00	0.000539020	0.11
GATHERING/TREATING/DEHYDRATION	BOONE ARCHAEOLOGICAL RE	398.20	0.000539020	0.21
GATHERING/TREATING/DEHYDRATION	LEGACY SAFETY AND CONSUM	128.43	0.000539020	0.07
GATHERING/TREATING/DEHYDRATION	LEGACY SAFETY AND CONSUM	125.29	0.000539020	0.07
GATHERING/TREATING/DEHYDRATION	LEGACY SAFETY AND CONSUM	514.57	0.000539020	0.28
LEASE & FACILITY	MEWBOURNE OIL COMPANY	850.00	0.000539020	0.46
LEASE & FACILITY	MEWBOURNE OIL COMPANY	425.00	0.000539020	0.23
LEASE & FACILITY	MEWBOURNE OIL COMPANY	425.00	0.000539020	0.23
LEASE & FACILITY MAINTENANCE	GARNER PUMP & SUPPLY INC	672.67	0.000539020	0.36
LEASE & FACILITY MAINTENANCE	GARNER PUMP & SUPPLY INC	7.80	0.000539020	0.00
LEASE & FACILITY MAINTENANCE	GARNER PUMP & SUPPLY INC	11.63	0.000539020	0.01
LEASE & FACILITY MAINTENANCE	GARNER PUMP & SUPPLY INC	120.56	0.000539020	0.06
LEASE & FACILITY MAINTENANCE	GARNER PUMP & SUPPLY INC	171.29	0.000539020	0.10
LEASE & FACILITY MAINTENANCE	STONE OILFIELD SERVICE INC	703.73	0.000539020	0.38
LEASE & FACILITY MAINTENANCE	MPS ENTERPRISES INC	13.53	0.000539020	0.01
LEASE & FACILITY MAINTENANCE	MPS ENTERPRISES INC	1,133.15	0.000539020	0.61
LEASE & FACILITY MAINTENANCE	MPS ENTERPRISES INC	8,774.20	0.000539020	4.73
LEASE & FACILITY MAINTENANCE	MPS ENTERPRISES INC	7.10	0.000539020	0.00
LEASE & FACILITY MAINTENANCE	MPS ENTERPRISES INC	29.90	0.000539020	0.02
LEASE & FACILITY MAINTENANCE	MPS ENTERPRISES INC	419.48	0.000539020	0.23
LEASE & FACILITY MAINTENANCE	GUNS UP SERVICES	35.83	0.000539020	0.02
LEASE & FACILITY MAINTENANCE	TURNCO ENTERPRISES LLC	40.50	0.000539020	0.02
LEASE & FACILITY MAINTENANCE	TURNCO ENTERPRISES LLC	472.50	0.000539020	0.25
LEASE & FACILITY MAINTENANCE	TURNCO ENTERPRISES LLC	420.00	0.000539020	0.23
LEASE & FACILITY MAINTENANCE	TURNCO ENTERPRISES LLC	787.50	0.000539020	0.42
LEASE & FACILITY MAINTENANCE	TURNCO ENTERPRISES LLC	210.00	0.000539020	0.11
LEASE & FACILITY MAINTENANCE	TURNCO ENTERPRISES LLC	262.50	0.000539020	0.14
LEASE & FACILITY MAINTENANCE	TURNCO ENTERPRISES LLC	41.25	0.000539020	0.02
LEASE & FACILITY MAINTENANCE	TRINITY OILFIELD SERVICES &	269.02	0.000539020	0.15
LEASE & FACILITY MAINTENANCE	H-M TRUCKING LLC	183.42	0.000539020	0.10

## MEWBOURNE OIL COMPANY

SIANA OIL & GAS CO, LLC  
TOM M RAGSDALE  
P O BOX 2246  
CONROE, TX 77305

INVOICE NO.: 202110-02969  
INVOICE DATE: 10-31-2021  
OWNER: 035904-1  
BILLING FOR: October 2021

REFERENCE/DESCRIPTION OF CHARGES		GROSS CHARGES	WORKING INTEREST	NET CHARGE
LEASE & FACILITY MAINTENANCE	H-M TRUCKING LLC	550.27	0.000539020	0.30
LEASE & FACILITY MAINTENANCE	H-M TRUCKING LLC	641.98	0.000539020	0.35
LEASE & FACILITY MAINTENANCE	H-M TRUCKING LLC	917.11	0.000539020	0.49
LEASE & FACILITY MAINTENANCE	H-M TRUCKING LLC	366.84	0.000539020	0.20
LEASE & FACILITY MAINTENANCE	H-M TRUCKING LLC	641.98	0.000539020	0.35
LEASE & FACILITY MAINTENANCE	LIMESTONE BASIN PROPERTIE	82.29	0.000539020	0.04
LEASE & FACILITY MAINTENANCE	TNT SPECIALTIES DBA TNT OI	10,273.20	0.000539020	5.54
LEASE & FACILITY MAINTENANCE	AM OILFIELD SERVICE, LLC	884.40	0.000539020	0.48
LEASE & FACILITY MAINTENANCE	AM OILFIELD SERVICE, LLC	917.51	0.000539020	0.49
LEASE & FACILITY MAINTENANCE	AM OILFIELD SERVICE, LLC	612.02	0.000539020	0.33
LEASE & FACILITY MAINTENANCE	AM OILFIELD SERVICE, LLC	777.58	0.000539020	0.42
LEASE & FACILITY MAINTENANCE	AM OILFIELD SERVICE, LLC	777.58	0.000539020	0.42
MISCELLANEOUS EQUIPMENT RENTAL	MEWBOURNE OIL COMPANY	235.20	0.000539020	0.13
OVERHEAD-FIXED RATE	MEWBOURNE OIL COMPANY	889.09	0.000539020	0.48
PRIME MOVER / PUMP MAINTENANCE	HR COMPRESSION & SERVICE	45.57	0.000539020	0.02
PRIME MOVER / PUMP MAINTENANCE	HR COMPRESSION & SERVICE	753.38	0.000539020	0.41
PRIME MOVER / PUMP MAINTENANCE	WILDCAT PUMP & ENGINE REI	43.18	0.000539020	0.02
PUMPING	MEWBOURNE OIL COMPANY	850.00	0.000539020	0.46
PUMPING	MEWBOURNE OIL COMPANY	850.00	0.000539020	0.46
RENTAL SERVICES	GRAVITY OILFIELD SERVICES	147.16	0.000539020	0.08
RENTAL SERVICES	GRAVITY OILFIELD SERVICES	80.70	0.000539020	0.04
RENTAL SERVICES	TOTAL OPERATIONS & PRODU	4,874.08	0.000539020	2.63
SALT WATER DISPOSAL	OWL SWD OPERATING LLC	1,542.28	0.000539020	0.83
SALT WATER DISPOSAL	H-M TRUCKING LLC	770.38	0.000539020	0.42
SALT WATER DISPOSAL	NGL WATER SOLUTIONS PERM	26,163.75	0.000539020	14.10
SALT WATER DISPOSAL	GRAMA RIDGE DISPOSAL LLC	215.22	0.000539020	0.12
SALT WATER DISPOSAL	LIMESTONE BASIN PROPERTIE	97.83	0.000539020	0.05
SITE RESTORATION & EXCAVATION	TURNCO ENTERPRISES LLC	27.00	0.000539020	0.01
SITE RESTORATION & EXCAVATION	R360 ENVIRONMENTAL SOLUT	1,461.17	0.000539020	0.79
SITE RESTORATION & EXCAVATION	NORTHERN DELAWARE BASIN	300.68	0.000539020	0.16
Total Lease Operating Expense Cost		88,670.37		47.81
<b>72310000-30 SUBTOTAL</b>		<b>88,670.37</b>		<b>47.81</b>
<b>PROPERTY 72310000 TOTAL</b>		<b>89,083.35</b>		<b>48.03</b>
<b>PROPERTY: 72580000 72580000-30 OXY BYPASS 16 STATE 1</b>				
<u>Lease Operating Expense</u>				
COMPANY SUPERVISION	MEWBOURNE OIL COMPANY	81.42	0.126000000	10.26
Total Lease Operating Expense Cost		81.42		10.26
<b>72580000-30 SUBTOTAL</b>		<b>81.42</b>		<b>10.26</b>
<b>PROPERTY 72580000 TOTAL</b>		<b>81.42</b>		<b>10.26</b>



**MEWBOURNE OIL COMPANY**

MEWBOURNE OIL COMPANY  
P O BOX 7698  
TYLER, TX 75711-7698

SIANA OIL & GAS CO, LLC  
TOM M RAGSDALE  
P O BOX 2246  
CONROE, TX 77305

**INVOICE NO.:** 202109-00749  
**INVOICE DATE:** 9-30-2021  
**OWNER:** 035904-1  
**BILLING FOR:** September 2021

**BALANCE FORWARD****-305,323.68**

<b>CURRENT PERIOD ADJUSTMENT</b>				<b>AMOUNT</b>
				0.00
<b>CURRENT CHARGES</b>		<b>GROSS</b>	<b>INTEREST</b>	<b>NET</b>
62390000 - PRONGHORN 15 B3BO FED COM 1H	TIER : 30	29,177.72	0.0683747500	1,995.02
62391000 - PRONGHORN 15 B3CN FED COM 1H	TIER : 30	29,944.31	0.0683747500	2,047.44
62392000 - PRONGHORN 15 B3DM FED COM 1H	TIER : 30	25,723.02	0.0683747500	1,758.86
62774000 - IBEX 10 B3MD FED COM 1H	TIER : 30	32,203.55	0.0527536400	1,698.84
62775000 - IBEX 10 B3NC FED COM 1H	TIER : 30	28,881.36	0.0527536400	1,523.58
62776000 - IBEX 10 B3OB FED COM 1H	TIER : 30	23,854.61	0.0322507100	769.32
62906000 - GAZELLE 22 B2MD FED COM 2H	TIER : 30	31,970.42	0.1969919400	6,297.94
62915000 - CREEDENCE 21/16 W0ED ST COM 2H	TIER : 10	118.59	0.0063636200	0.76
62915000 - CREEDENCE 21/16 W0ED ST COM 2H	TIER : 20	-14,420.25	0.0063636200	-91.76
62915000 - CREEDENCE 21/16 W0ED ST COM 2H	TIER : 30	54,448.24	0.0063636200	346.50
62916000 - CREEDENCE 21/16 W1ED ST COM 1H	TIER : 30	77,693.39	0.0063636200	494.42
62948000 - INLAND 26/23 B2PI STATE COM 1H	TIER : 20	-307.94	0.1000000000	-30.79
62948000 - INLAND 26/23 B2PI STATE COM 1H	TIER : 30	57,051.68	0.1000000000	5,705.16
62958000 - GAZELLE 22 B3MD FED COM 1H	TIER : 30	29,248.56	0.1969919400	5,761.77
72076000 - INLAND 26/23 B2OJ STATE COM 1H	TIER : 10	-5,838.23	0.1000000000	-583.82
72076000 - INLAND 26/23 B2OJ STATE COM 1H	TIER : 20	550.99	0.1000000000	55.10
72076000 - INLAND 26/23 B2OJ STATE COM 1H	TIER : 30	38,488.21	0.1000000000	3,848.81
72185000 - CREEDENCE 21/16 W0FC ST COM 4H	TIER : 20	-15,000.00	0.0063636200	-95.45
72185000 - CREEDENCE 21/16 W0FC ST COM 4H	TIER : 30	69,753.85	0.0063636200	443.88
72186000 - CREEDENCE 21/16 W1FC ST COM 3H	TIER : 20	-15,000.00	0.0063636200	-95.45
72186000 - CREEDENCE 21/16 W1FC ST COM 3H	TIER : 30	54,506.21	0.0063636200	346.85
72310000 - IBEX 15/10 B1PA FED COM 2H	TIER : 30	124,432.25	0.0005390200	67.06
72580000 - OXY BYPASS 16 STATE 1	TIER : 30	56.15	0.1260000000	7.07
<b>TOTAL CURRENT CHARGES</b>		<b>657,536.69</b>		<b>32,271.11</b>
<b>APPLIED ADVANCES</b>				
72185000 - CREEDENCE 21/16 W0FC ST COM 4H				-348.43
72186000 - CREEDENCE 21/16 W1FC ST COM 3H				-251.40
<b>APPLIED ADVANCES TOTAL</b>				<b>-599.83</b>
<b>INVOICE TOTAL</b>				<b>31,671.28</b>
<b>OUTSTANDING BALANCE</b>				<b>(273,652.40)</b>

MEWBOURNE OIL COMPANY

SIANA OIL & GAS CO, LLC  
TOM M RAGSDALE  
P O BOX 2246  
CONROE, TX 77305

**INVOICE NO.:** 202109-00749  
**INVOICE DATE:** 9-30-2021  
**OWNER:** 035904-1  
**BILLING FOR:** September 2021

PLEASE INDICATE INVOICE# 202109-00749  
AND ACCOUNT# 035904-1  
ON REMITTANCE  
PAYMENT DUE 15 DAYS AFTER RECEIPT OF INVOICE PAYABLE IN US DOLLARS

FOR INQUIRIES, PLEASE CONTACT (903) 561-2900

Netted Owner

## MEWBOURNE OIL COMPANY

Page 3

SIANA OIL & GAS CO, LLC  
TOM M RAGSDALE  
P O BOX 2246  
CONROE, TX 77305

INVOICE NO.: 202109-00749  
INVOICE DATE: 9-30-2021  
OWNER: 035904-1  
BILLING FOR: September 2021

REFERENCE/DESCRIPTION OF CHARGES		GROSS CHARGES	WORKING INTEREST	NET CHARGE
<b>PROPERTY: 62390000 62390000-30 PRONGHORN 15 B3BO FED COM 1H</b>				
<u>Lease Operating Expense</u>				
AUTOMATION MAINTENANCE	AMERICAN MILLENNIUM COR	26.10	0.068374750	1.79
CHEMICALS-WATER TREATING	JACAM CATALYST LLC	448.38	0.068374750	30.66
COMPANY SUPERVISION	MEWBOURNE OIL COMPANY	1,400.00	0.068374750	95.73
COMPANY SUPERVISION	MEWBOURNE OIL COMPANY	1,400.00	0.068374750	95.73
FUEL/ POWER / ELECTRICAL	XCEL ENERGY	3,315.05	0.068374750	226.66
FUEL/ POWER / ELECTRICAL	XCEL ENERGY	1.06	0.068374750	0.07
LEASE & FACILITY	MEWBOURNE OIL COMPANY	425.00	0.068374750	29.06
LEASE & FACILITY MAINTENANCE	GARNER PUMP & SUPPLY INC	248.86	0.068374750	17.01
LEASE & FACILITY MAINTENANCE	GARNER PUMP & SUPPLY INC	11.45	0.068374750	0.78
LEASE & FACILITY MAINTENANCE	GARNER PUMP & SUPPLY INC	444.93	0.068374750	30.42
LEASE & FACILITY MAINTENANCE	MPS ENTERPRISES INC	2,450.78	0.068374750	167.57
LEASE & FACILITY MAINTENANCE	MPS ENTERPRISES INC	2,638.07	0.068374750	180.38
LEASE & FACILITY MAINTENANCE	MPS ENTERPRISES INC	495.49	0.068374750	33.88
LEASE & FACILITY MAINTENANCE	TURNCO ENTERPRISES LLC	26.25	0.068374750	1.80
LEASE & FACILITY MAINTENANCE	TURNCO ENTERPRISES LLC	25.20	0.068374750	1.72
LEASE & FACILITY MAINTENANCE	TURNCO ENTERPRISES LLC	210.00	0.068374750	14.36
LEASE & FACILITY MAINTENANCE	TURNCO ENTERPRISES LLC	22.50	0.068374750	1.54
LEASE & FACILITY MAINTENANCE	TURNCO ENTERPRISES LLC	26.25	0.068374750	1.80
LEASE & FACILITY MAINTENANCE	TURNCO ENTERPRISES LLC	22.50	0.068374750	1.54
LEASE & FACILITY MAINTENANCE	INGRAM PROFESSIONAL SERV	29.01	0.068374750	1.98
LEASE & FACILITY MAINTENANCE	INGRAM PROFESSIONAL SERV	161.16	0.068374750	11.02
LEASE & FACILITY MAINTENANCE	TNT SPECIALTIES DBA TNT OI	81.83	0.068374750	5.60
MISCELLANEOUS EQUIPMENT RENTAL	MEWBOURNE OIL COMPANY	243.04	0.068374750	16.62
OVERHEAD-FIXED RATE	MEWBOURNE OIL COMPANY	864.00	0.068374750	59.08
PRIME MOVER / PUMP MAINTENANCE	WILDCAT PUMP & ENGINE REI	42.32	0.068374750	2.89
PUMPING	MEWBOURNE OIL COMPANY	875.00	0.068374750	59.83
PUMPING	MEWBOURNE OIL COMPANY	437.50	0.068374750	29.91
RENTAL SERVICES	GRAVITY OILFIELD SERVICES	23.46	0.068374750	1.60
RENTAL SERVICES	TOTAL OPERATIONS & PRODU	5,086.00	0.068374750	347.75
SALT WATER DISPOSAL	OWL SWD OPERATING LLC	428.64	0.068374750	29.31
SALT WATER DISPOSAL	OWL SWD OPERATING LLC	8.96	0.068374750	0.61
SALT WATER DISPOSAL	NGL WATER SOLUTIONS PERM	3,718.22	0.068374750	254.23
SALT WATER DISPOSAL	NGL WATER SOLUTIONS PERM	3,540.71	0.068374750	242.09
Total Lease Operating Expense Cost		29,177.72		1,995.02
<b>62390000-30 SUBTOTAL</b>		<b>29,177.72</b>		<b>1,995.02</b>
<b>PROPERTY 62390000 TOTAL</b>		<b>29,177.72</b>		<b>1,995.02</b>

**PROPERTY: 62391000 62391000-30 PRONGHORN 15 B3CN FED COM 1H**

Lease Operating Expense

CHEMICALS-WATER TREATING	JACAM CATALYST LLC	448.38	0.068374750	30.66
--------------------------	--------------------	--------	-------------	-------

## MEWBOURNE OIL COMPANY

SIANA OIL & GAS CO, LLC  
TOM M RAGSDALE  
P O BOX 2246  
CONROE, TX 77305

INVOICE NO.: 202109-00749  
INVOICE DATE: 9-30-2021  
OWNER: 035904-1  
BILLING FOR: September 2021

REFERENCE/DESCRIPTION OF CHARGES		GROSS CHARGES	WORKING INTEREST	NET CHARGE
CHEMICALS-WATER TREATING	JACAM CATALYST LLC	448.38	0.068374750	30.66
COMPANY SUPERVISION	MEWBOURNE OIL COMPANY	1,400.00	0.068374750	95.72
COMPANY SUPERVISION	MEWBOURNE OIL COMPANY	1,400.00	0.068374750	95.72
FUEL/ POWER / ELECTRICAL	XCEL ENERGY	705.97	0.068374750	48.27
FUEL/ POWER / ELECTRICAL	XCEL ENERGY	1.09	0.068374750	0.07
LEASE & FACILITY	MEWBOURNE OIL COMPANY	289.00	0.068374750	19.76
LEASE & FACILITY MAINTENANCE	GARNER PUMP & SUPPLY INC	11.45	0.068374750	0.78
LEASE & FACILITY MAINTENANCE	MPS ENTERPRISES INC	800.26	0.068374750	54.72
LEASE & FACILITY MAINTENANCE	MPS ENTERPRISES INC	861.41	0.068374750	58.90
LEASE & FACILITY MAINTENANCE	MPS ENTERPRISES INC	161.79	0.068374750	11.06
LEASE & FACILITY MAINTENANCE	TURNCO ENTERPRISES LLC	262.50	0.068374750	17.95
LEASE & FACILITY MAINTENANCE	TURNCO ENTERPRISES LLC	105.00	0.068374750	7.18
LEASE & FACILITY MAINTENANCE	TURNCO ENTERPRISES LLC	210.00	0.068374750	14.36
LEASE & FACILITY MAINTENANCE	TURNCO ENTERPRISES LLC	26.25	0.068374750	1.79
LEASE & FACILITY MAINTENANCE	TURNCO ENTERPRISES LLC	7.98	0.068374750	0.55
LEASE & FACILITY MAINTENANCE	TURNCO ENTERPRISES LLC	210.00	0.068374750	14.36
LEASE & FACILITY MAINTENANCE	TURNCO ENTERPRISES LLC	22.50	0.068374750	1.54
LEASE & FACILITY MAINTENANCE	TURNCO ENTERPRISES LLC	26.25	0.068374750	1.79
LEASE & FACILITY MAINTENANCE	TURNCO ENTERPRISES LLC	22.50	0.068374750	1.54
LEASE & FACILITY MAINTENANCE	INGRAM PROFESSIONAL SERV	9.18	0.068374750	0.63
LEASE & FACILITY MAINTENANCE	TRINITY OILFIELD SERVICES &	313.86	0.068374750	21.46
LEASE & FACILITY MAINTENANCE	TRINITY OILFIELD SERVICES &	553.87	0.068374750	37.87
LEASE & FACILITY MAINTENANCE	TRINITY OILFIELD SERVICES &	184.62	0.068374750	12.62
LEASE & FACILITY MAINTENANCE	H-M TRUCKING LLC	825.40	0.068374750	56.44
LEASE & FACILITY MAINTENANCE	H-M TRUCKING LLC	641.98	0.068374750	43.90
LEASE & FACILITY MAINTENANCE	H-M TRUCKING LLC	641.98	0.068374750	43.90
LEASE & FACILITY MAINTENANCE	TNT SPECIALTIES DBA TNT OI	26.72	0.068374750	1.83
LEASE & FACILITY MAINTENANCE	AM OILFIELD SERVICE, LLC	785.07	0.068374750	53.68
LEASE & FACILITY MAINTENANCE	AM OILFIELD SERVICE, LLC	810.69	0.068374750	55.43
LEASE & FACILITY MAINTENANCE	AM OILFIELD SERVICE, LLC	678.25	0.068374750	46.37
MISCELLANEOUS EQUIPMENT RENTAL	MEWBOURNE OIL COMPANY	243.04	0.068374750	16.62
MISCELLANEOUS EQUIPMENT RENTAL	TRINITY OILFIELD SERVICES &	548.60	0.068374750	37.51
OVERHEAD-FIXED RATE	MEWBOURNE OIL COMPANY	864.00	0.068374750	59.08
PRIME MOVER / PUMP MAINTENANCE	WILDCAT PUMP & ENGINE REI	42.33	0.068374750	2.89
PUMPING	MEWBOURNE OIL COMPANY	875.00	0.068374750	59.83
PUMPING	MEWBOURNE OIL COMPANY	218.75	0.068374750	14.96
RENTAL SERVICES	KODIAK GAS SERVICES LLC	6,012.51	0.068374750	411.10
RENTAL SERVICES	GRAVITY OILFIELD SERVICES	23.46	0.068374750	1.61
SALT WATER DISPOSAL	OWL SWD OPERATING LLC	415.95	0.068374750	28.44
SALT WATER DISPOSAL	OWL SWD OPERATING LLC	2.92	0.068374750	0.20
SALT WATER DISPOSAL	NGL WATER SOLUTIONS PERM	3,718.22	0.068374750	254.23
SALT WATER DISPOSAL	NGL WATER SOLUTIONS PERM	3,540.71	0.068374750	242.09

## MEWBOURNE OIL COMPANY

SIANA OIL & GAS CO, LLC  
TOM M RAGSDALE  
P O BOX 2246  
CONROE, TX 77305

INVOICE NO.: 202109-00749  
INVOICE DATE: 9-30-2021  
OWNER: 035904-1  
BILLING FOR: September 2021

REFERENCE/DESCRIPTION OF CHARGES		GROSS CHARGES	WORKING INTEREST	NET CHARGE
SITE RESTORATION & EXCAVATION	R360 ENVIRONMENTAL SOLUT	546.49	0.068374750	37.37
Total Lease Operating Expense Cost		29,944.31		2,047.44
<b>62391000-30 SUBTOTAL</b>		<b>29,944.31</b>	<b>2,047.44</b>	
<b>PROPERTY 62391000 TOTAL</b>		<b>29,944.31</b>	<b>2,047.44</b>	
<b>PROPERTY: 62392000 62392000-30 PRONGHORN 15 B3DM FED COM 1H</b>				
<u>Lease Operating Expense</u>				
CHEMICALS-WATER TREATING	JACAM CATALYST LLC	448.38	0.068374750	30.66
FUEL/ POWER / ELECTRICAL	XCEL ENERGY	3,146.79	0.068374750	215.16
FUEL/ POWER / ELECTRICAL	XCEL ENERGY	0.84	0.068374750	0.06
LEASE & FACILITY	MEWBOURNE OIL COMPANY	850.00	0.068374750	58.12
LEASE & FACILITY MAINTENANCE	GARNER PUMP & SUPPLY INC	11.45	0.068374750	0.78
LEASE & FACILITY MAINTENANCE	MPS ENTERPRISES INC	750.24	0.068374750	51.30
LEASE & FACILITY MAINTENANCE	MPS ENTERPRISES INC	807.57	0.068374750	55.22
LEASE & FACILITY MAINTENANCE	MPS ENTERPRISES INC	151.68	0.068374750	10.37
LEASE & FACILITY MAINTENANCE	TURNCO ENTERPRISES LLC	420.00	0.068374750	28.72
LEASE & FACILITY MAINTENANCE	TURNCO ENTERPRISES LLC	420.00	0.068374750	28.72
LEASE & FACILITY MAINTENANCE	TURNCO ENTERPRISES LLC	262.50	0.068374750	17.95
LEASE & FACILITY MAINTENANCE	TURNCO ENTERPRISES LLC	105.00	0.068374750	7.18
LEASE & FACILITY MAINTENANCE	TURNCO ENTERPRISES LLC	210.00	0.068374750	14.36
LEASE & FACILITY MAINTENANCE	TURNCO ENTERPRISES LLC	26.25	0.068374750	1.80
LEASE & FACILITY MAINTENANCE	TURNCO ENTERPRISES LLC	7.98	0.068374750	0.54
LEASE & FACILITY MAINTENANCE	TURNCO ENTERPRISES LLC	210.00	0.068374750	14.36
LEASE & FACILITY MAINTENANCE	TURNCO ENTERPRISES LLC	22.50	0.068374750	1.54
LEASE & FACILITY MAINTENANCE	TURNCO ENTERPRISES LLC	26.25	0.068374750	1.80
LEASE & FACILITY MAINTENANCE	TURNCO ENTERPRISES LLC	22.50	0.068374750	1.54
LEASE & FACILITY MAINTENANCE	INGRAM PROFESSIONAL SERV	9.18	0.068374750	0.63
LEASE & FACILITY MAINTENANCE	TRINITY OILFIELD SERVICES &	313.87	0.068374750	21.46
LEASE & FACILITY MAINTENANCE	TRINITY OILFIELD SERVICES &	553.88	0.068374750	37.87
LEASE & FACILITY MAINTENANCE	TRINITY OILFIELD SERVICES &	184.63	0.068374750	12.62
LEASE & FACILITY MAINTENANCE	H-M TRUCKING LLC	825.41	0.068374750	56.44
LEASE & FACILITY MAINTENANCE	H-M TRUCKING LLC	641.98	0.068374750	43.90
LEASE & FACILITY MAINTENANCE	H-M TRUCKING LLC	641.98	0.068374750	43.90
LEASE & FACILITY MAINTENANCE	TNT SPECIALTIES DBA TNT OI	25.05	0.068374750	1.71
LEASE & FACILITY MAINTENANCE	AM OILFIELD SERVICE, LLC	785.08	0.068374750	53.68
LEASE & FACILITY MAINTENANCE	AM OILFIELD SERVICE, LLC	810.72	0.068374750	55.43
LEASE & FACILITY MAINTENANCE	AM OILFIELD SERVICE, LLC	678.27	0.068374750	46.38
MISCELLANEOUS EQUIPMENT RENTAL	MEWBOURNE OIL COMPANY	243.04	0.068374750	16.62
MISCELLANEOUS EQUIPMENT RENTAL	TRINITY OILFIELD SERVICES &	548.60	0.068374750	37.51
OVERHEAD-FIXED RATE	MEWBOURNE OIL COMPANY	864.03	0.068374750	59.08
PRIME MOVER / PUMP MAINTENANCE	WILDCAT PUMP & ENGINE REI	42.32	0.068374750	2.89
PUMPING	MEWBOURNE OIL COMPANY	875.00	0.068374750	59.83



## MEWBOURNE OIL COMPANY

SIANA OIL & GAS CO, LLC  
TOM M RAGSDALE  
P O BOX 2246  
CONROE, TX 77305

INVOICE NO.: 202109-00749  
INVOICE DATE: 9-30-2021  
OWNER: 035904-1  
BILLING FOR: September 2021

REFERENCE/DESCRIPTION OF CHARGES		GROSS CHARGES	WORKING INTEREST	NET CHARGE
PUMPING	MEWBOURNE OIL COMPANY	218.75	0.068374750	14.96
RENTAL SERVICES	GRAVITY OILFIELD SERVICES	23.46	0.068374750	1.61
RENTAL SERVICES	TOTAL OPERATIONS & PRODU	5,086.00	0.068374750	347.75
SALT WATER DISPOSAL	OWL SWD OPERATING LLC	273.15	0.068374750	18.68
SALT WATER DISPOSAL	OWL SWD OPERATING LLC	2.74	0.068374750	0.19
SALT WATER DISPOSAL	NGL WATER SOLUTIONS PERM	1,859.11	0.068374750	127.12
SALT WATER DISPOSAL	NGL WATER SOLUTIONS PERM	1,770.35	0.068374750	121.05
SITE RESTORATION & EXCAVATION	R360 ENVIRONMENTAL SOLUT	546.49	0.068374750	37.37
Total Lease Operating Expense Cost		25,723.02		1,758.86
<b>62392000-30 SUBTOTAL</b>		<b>25,723.02</b>	<b>1,758.86</b>	
<b>PROPERTY 62392000 TOTAL</b>		<b>25,723.02</b>	<b>1,758.86</b>	
<b>PROPERTY: 62774000 62774000-30 IBEX 10 B3MD FED COM 1H</b>				
<u>Lease Operating Expense</u>				
AUTOMATION MAINTENANCE	AMERICAN MILLENNIUM COR	28.37	0.052753640	1.50
CHEMICALS-WATER TREATING	JACAM CATALYST LLC	448.38	0.052753640	23.65
CHEMICALS-WATER TREATING	JACAM CATALYST LLC	448.38	0.052753640	23.65
COMPANY SUPERVISION	MEWBOURNE OIL COMPANY	1,400.00	0.052753640	73.86
FUEL/ POWER / ELECTRICAL	XCEL ENERGY	1,162.14	0.052753640	61.31
FUEL/ POWER / ELECTRICAL	XCEL ENERGY	2.06	0.052753640	0.11
LEASE & FACILITY MAINTENANCE	GARNER PUMP & SUPPLY INC	11.45	0.052753640	0.60
LEASE & FACILITY MAINTENANCE	MPS ENTERPRISES INC	1,450.46	0.052753640	76.52
LEASE & FACILITY MAINTENANCE	MPS ENTERPRISES INC	1,561.31	0.052753640	82.37
LEASE & FACILITY MAINTENANCE	MPS ENTERPRISES INC	293.25	0.052753640	15.47
LEASE & FACILITY MAINTENANCE	TURNCO ENTERPRISES LLC	26.25	0.052753640	1.38
LEASE & FACILITY MAINTENANCE	TURNCO ENTERPRISES LLC	14.70	0.052753640	0.77
LEASE & FACILITY MAINTENANCE	TURNCO ENTERPRISES LLC	22.50	0.052753640	1.19
LEASE & FACILITY MAINTENANCE	TURNCO ENTERPRISES LLC	26.25	0.052753640	1.38
LEASE & FACILITY MAINTENANCE	TURNCO ENTERPRISES LLC	22.50	0.052753640	1.19
LEASE & FACILITY MAINTENANCE	INGRAM PROFESSIONAL SERV	16.92	0.052753640	0.89
LEASE & FACILITY MAINTENANCE	TNT SPECIALTIES DBA TNT OI	48.43	0.052753640	2.55
MISCELLANEOUS EQUIPMENT RENTAL	MEWBOURNE OIL COMPANY	243.04	0.052753640	12.82
OVERHEAD-FIXED RATE	MEWBOURNE OIL COMPANY	889.09	0.052753640	46.90
PRIME MOVER / PUMP MAINTENANCE	HR COMPRESSION & SERVICE	2,401.71	0.052753640	126.70
PRIME MOVER / PUMP MAINTENANCE	HR COMPRESSION & SERVICE	768.45	0.052753640	40.54
PRIME MOVER / PUMP MAINTENANCE	WILDCAT PUMP & ENGINE REI	42.34	0.052753640	2.23
PUMPING	MEWBOURNE OIL COMPANY	875.00	0.052753640	46.16
PUMPING	MEWBOURNE OIL COMPANY	437.50	0.052753640	23.08
RENTAL SERVICES	SERVICE COMPRESSION LLC	4,503.23	0.052753640	237.56
RENTAL SERVICES	GRAVITY OILFIELD SERVICES	23.46	0.052753640	1.24
SALT WATER DISPOSAL	OWL SWD OPERATING LLC	513.20	0.052753640	27.07
SALT WATER DISPOSAL	OWL SWD OPERATING LLC	5.31	0.052753640	0.28

## MEWBOURNE OIL COMPANY

Page 7

SIANA OIL & GAS CO, LLC  
TOM M RAGSDALE  
P O BOX 2246  
CONROE, TX 77305

INVOICE NO.: 202109-00749  
INVOICE DATE: 9-30-2021  
OWNER: 035904-1  
BILLING FOR: September 2021

REFERENCE/DESCRIPTION OF CHARGES		GROSS CHARGES	WORKING INTEREST	NET CHARGE
SALT WATER DISPOSAL	NGL WATER SOLUTIONS PERM	7,436.45	0.052753640	392.30
SALT WATER DISPOSAL	NGL WATER SOLUTIONS PERM	7,081.42	0.052753640	373.57
Total Lease Operating Expense Cost		32,203.55		1,698.84

62774000-30 SUBTOTAL

32,203.55

1,698.84

PROPERTY 62774000 TOTAL

32,203.55

1,698.84

PROPERTY: 62775000 62775000-30 IBEX 10 B3NC FED COM 1H

Lease Operating Expense

AUTOMATION MAINTENANCE	AMERICAN MILLENNIUM COR	28.37	0.052753640	1.50
CHEMICALS-WATER TREATING	JACAM CATALYST LLC	448.38	0.052753640	23.65
CHEMICALS-WATER TREATING	JACAM CATALYST LLC	448.38	0.052753640	23.65
FUEL/ POWER / ELECTRICAL	XCEL ENERGY	1,283.03	0.052753640	67.68
FUEL/ POWER / ELECTRICAL	XCEL ENERGY	1.67	0.052753640	0.09
LEASE & FACILITY	MEWBOURNE OIL COMPANY	425.00	0.052753640	22.42
LEASE & FACILITY MAINTENANCE	GARNER PUMP & SUPPLY INC	221.08	0.052753640	11.66
LEASE & FACILITY MAINTENANCE	GARNER PUMP & SUPPLY INC	11.45	0.052753640	0.60
LEASE & FACILITY MAINTENANCE	MPS ENTERPRISES INC	800.26	0.052753640	42.22
LEASE & FACILITY MAINTENANCE	MPS ENTERPRISES INC	861.41	0.052753640	45.44
LEASE & FACILITY MAINTENANCE	MPS ENTERPRISES INC	161.79	0.052753640	8.54
LEASE & FACILITY MAINTENANCE	TURNCO ENTERPRISES LLC	26.25	0.052753640	1.38
LEASE & FACILITY MAINTENANCE	TURNCO ENTERPRISES LLC	13.44	0.052753640	0.71
LEASE & FACILITY MAINTENANCE	TURNCO ENTERPRISES LLC	22.50	0.052753640	1.19
LEASE & FACILITY MAINTENANCE	TURNCO ENTERPRISES LLC	26.25	0.052753640	1.38
LEASE & FACILITY MAINTENANCE	TURNCO ENTERPRISES LLC	22.50	0.052753640	1.19
LEASE & FACILITY MAINTENANCE	INGRAM PROFESSIONAL SERV	15.46	0.052753640	0.81
LEASE & FACILITY MAINTENANCE	TNT SPECIALTIES DBA TNT OI	26.72	0.052753640	1.41
MISCELLANEOUS EQUIPMENT RENTAL	MEWBOURNE OIL COMPANY	243.04	0.052753640	12.82
OVERHEAD-FIXED RATE	MEWBOURNE OIL COMPANY	889.09	0.052753640	46.90
PRIME MOVER / PUMP MAINTENANCE	HR COMPRESSION & SERVICE	1,472.02	0.052753640	77.66
PRIME MOVER / PUMP MAINTENANCE	HR COMPRESSION & SERVICE	471.00	0.052753640	24.85
PRIME MOVER / PUMP MAINTENANCE	WILDCAT PUMP & ENGINE REI	42.33	0.052753640	2.23
PUMPING	MEWBOURNE OIL COMPANY	875.00	0.052753640	46.16
PUMPING	MEWBOURNE OIL COMPANY	437.50	0.052753640	23.08
RENTAL SERVICES	SERVICE COMPRESSION LLC	4,607.60	0.052753640	243.07
RENTAL SERVICES	GRAVITY OILFIELD SERVICES	23.46	0.052753640	1.24
SALT WATER DISPOSAL	OWL SWD OPERATING LLC	455.59	0.052753640	24.03
SALT WATER DISPOSAL	OWL SWD OPERATING LLC	2.92	0.052753640	0.15
SALT WATER DISPOSAL	NGL WATER SOLUTIONS PERM	7,436.45	0.052753640	392.30
SALT WATER DISPOSAL	NGL WATER SOLUTIONS PERM	7,081.42	0.052753640	373.57
Total Lease Operating Expense Cost		28,881.36		1,523.58

62775000-30 SUBTOTAL

28,881.36

1,523.58

## MEWBOURNE OIL COMPANY

SIANA OIL & GAS CO, LLC  
TOM M RAGSDALE  
P O BOX 2246  
CONROE, TX 77305

INVOICE NO.: 202109-00749  
INVOICE DATE: 9-30-2021  
OWNER: 035904-1  
BILLING FOR: September 2021

REFERENCE/DESCRIPTION OF CHARGES		GROSS CHARGES	WORKING INTEREST	NET CHARGE
<b>PROPERTY 62775000 TOTAL</b>		<b>28,881.36</b>	<b>1,523.58</b>	
<b>PROPERTY: 62776000 62776000-30 IBEX 10 B3OB FED COM 1H</b>				
<u>Lease Operating Expense</u>				
AUTOMATION MAINTENANCE	AMERICAN MILLENNIUM COR	26.10	0.032250710	0.84
CHEMICALS-WATER TREATING	JACAM CATALYST LLC	448.38	0.032250710	14.46
FUEL/ POWER / ELECTRICAL	XCEL ENERGY	905.82	0.032250710	29.21
FUEL/ POWER / ELECTRICAL	XCEL ENERGY	1.26	0.032250710	0.04
LEASE & FACILITY	MEWBOURNE OIL COMPANY	425.00	0.032250710	13.71
LEASE & FACILITY MAINTENANCE	GARNER PUMP & SUPPLY INC	156.67	0.032250710	5.05
LEASE & FACILITY MAINTENANCE	GARNER PUMP & SUPPLY INC	248.85	0.032250710	8.02
LEASE & FACILITY MAINTENANCE	GARNER PUMP & SUPPLY INC	11.45	0.032250710	0.36
LEASE & FACILITY MAINTENANCE	GARNER PUMP & SUPPLY INC	444.92	0.032250710	14.34
LEASE & FACILITY MAINTENANCE	MPS ENTERPRISES INC	2,950.94	0.032250710	95.17
LEASE & FACILITY MAINTENANCE	MPS ENTERPRISES INC	3,176.46	0.032250710	102.44
LEASE & FACILITY MAINTENANCE	MPS ENTERPRISES INC	596.61	0.032250710	19.24
LEASE & FACILITY MAINTENANCE	TURNCO ENTERPRISES LLC	26.25	0.032250710	0.85
LEASE & FACILITY MAINTENANCE	TURNCO ENTERPRISES LLC	30.66	0.032250710	0.99
LEASE & FACILITY MAINTENANCE	TURNCO ENTERPRISES LLC	210.00	0.032250710	6.77
LEASE & FACILITY MAINTENANCE	TURNCO ENTERPRISES LLC	22.50	0.032250710	0.73
LEASE & FACILITY MAINTENANCE	TURNCO ENTERPRISES LLC	26.25	0.032250710	0.85
LEASE & FACILITY MAINTENANCE	TURNCO ENTERPRISES LLC	22.50	0.032250710	0.73
LEASE & FACILITY MAINTENANCE	INGRAM PROFESSIONAL SERV	35.31	0.032250710	1.14
LEASE & FACILITY MAINTENANCE	INGRAM PROFESSIONAL SERV	161.15	0.032250710	5.20
LEASE & FACILITY MAINTENANCE	TNT SPECIALTIES DBA TNT OI	98.53	0.032250710	3.18
MISCELLANEOUS EQUIPMENT RENTAL	MEWBOURNE OIL COMPANY	243.04	0.032250710	7.84
OVERHEAD-FIXED RATE	MEWBOURNE OIL COMPANY	889.09	0.032250710	28.67
PRIME MOVER / PUMP MAINTENANCE	WILDCAT PUMP & ENGINE REI	42.32	0.032250710	1.36
PUMPING	MEWBOURNE OIL COMPANY	875.00	0.032250710	28.22
PUMPING	MEWBOURNE OIL COMPANY	437.50	0.032250710	14.11
RENTAL SERVICES	GRAVITY OILFIELD SERVICES	23.46	0.032250710	0.76
SALT WATER DISPOSAL	OWL SWD OPERATING LLC	419.42	0.032250710	13.53
SALT WATER DISPOSAL	OWL SWD OPERATING LLC	10.78	0.032250710	0.35
SALT WATER DISPOSAL	NGL WATER SOLUTIONS PERM	5,577.33	0.032250710	179.87
SALT WATER DISPOSAL	NGL WATER SOLUTIONS PERM	5,311.06	0.032250710	171.29
Total Lease Operating Expense Cost		23,854.61		769.32
<b>62776000-30 SUBTOTAL</b>		<b>23,854.61</b>	<b>769.32</b>	
<b>PROPERTY 62776000 TOTAL</b>		<b>23,854.61</b>	<b>769.32</b>	
<b>PROPERTY: 62906000 62906000-30 GAZELLE 22 B2MD FED COM 2H</b>				
<u>Lease Operating Expense</u>				
AUTOMATION MAINTENANCE	AMERICAN MILLENNIUM COR	13.07	0.196991940	2.58

## MEWBOURNE OIL COMPANY

Page 9

SIANA OIL & GAS CO, LLC  
TOM M RAGSDALE  
P O BOX 2246  
CONROE, TX 77305

INVOICE NO.: 202109-00749  
INVOICE DATE: 9-30-2021  
OWNER: 035904-1  
BILLING FOR: September 2021

REFERENCE/DESCRIPTION OF CHARGES		GROSS CHARGES	WORKING INTEREST	NET CHARGE
CHEMICALS-PARAFFIN CONTROL	CRAIN HOT OIL SERVICE LLC	356.07	0.196991940	70.14
CHEMICALS-WATER TREATING	CRAIN HOT OIL SERVICE LLC	3,407.49	0.196991940	671.25
CHEMICALS-WATER TREATING	JACAM CATALYST LLC	448.38	0.196991940	88.33
CHEMICALS-WATER TREATING	ENVIROKLEAN PRODUCT DEV	342.88	0.196991940	67.55
CHEMICALS-WATER TREATING	ENVIROKLEAN PRODUCT DEV	229.38	0.196991940	45.19
FUEL/ POWER / ELECTRICAL	XCEL ENERGY	949.52	0.196991940	187.06
FUEL/ POWER / ELECTRICAL	XCEL ENERGY	1.17	0.196991940	0.23
LEASE & FACILITY	MEWBOURNE OIL COMPANY	425.00	0.196991940	83.72
LEASE & FACILITY	MEWBOURNE OIL COMPANY	850.00	0.196991940	167.44
LEASE & FACILITY	MEWBOURNE OIL COMPANY	425.00	0.196991940	83.72
LEASE & FACILITY MAINTENANCE	GARNER PUMP & SUPPLY INC	11.45	0.196991940	2.26
LEASE & FACILITY MAINTENANCE	MPS ENTERPRISES INC	1,750.56	0.196991940	344.84
LEASE & FACILITY MAINTENANCE	MPS ENTERPRISES INC	1,884.34	0.196991940	371.20
LEASE & FACILITY MAINTENANCE	MPS ENTERPRISES INC	353.92	0.196991940	69.72
LEASE & FACILITY MAINTENANCE	TURNCO ENTERPRISES LLC	26.25	0.196991940	5.17
LEASE & FACILITY MAINTENANCE	TURNCO ENTERPRISES LLC	18.06	0.196991940	3.55
LEASE & FACILITY MAINTENANCE	TURNCO ENTERPRISES LLC	22.50	0.196991940	4.43
LEASE & FACILITY MAINTENANCE	TURNCO ENTERPRISES LLC	26.25	0.196991940	5.17
LEASE & FACILITY MAINTENANCE	TURNCO ENTERPRISES LLC	22.50	0.196991940	4.43
LEASE & FACILITY MAINTENANCE	TURNCO ENTERPRISES LLC	157.50	0.196991940	31.03
LEASE & FACILITY MAINTENANCE	INGRAM PROFESSIONAL SERV	20.79	0.196991940	4.10
LEASE & FACILITY MAINTENANCE	H-M TRUCKING LLC	412.70	0.196991940	81.30
LEASE & FACILITY MAINTENANCE	TNT SPECIALTIES DBA TNT OI	58.45	0.196991940	11.51
LEASE & FACILITY MAINTENANCE	AM OILFIELD SERVICE, LLC	458.76	0.196991940	90.37
LEASE & FACILITY MAINTENANCE	AM OILFIELD SERVICE, LLC	119.63	0.196991940	23.57
MISCELLANEOUS EQUIPMENT RENTAL	MEWBOURNE OIL COMPANY	243.04	0.196991940	47.88
OVERHEAD-FIXED RATE	MEWBOURNE OIL COMPANY	889.09	0.196991940	175.14
PRIME MOVER / PUMP MAINTENANCE	WILDCAT PUMP & ENGINE REI	42.31	0.196991940	8.33
PUMPING	MEWBOURNE OIL COMPANY	875.00	0.196991940	172.36
PUMPING	MEWBOURNE OIL COMPANY	437.50	0.196991940	86.19
RENTAL SERVICES	USA COMPRESSION PARTNER	5,011.26	0.196991940	987.17
RENTAL SERVICES	GRAVITY OILFIELD SERVICES	23.46	0.196991940	4.62
SALT WATER DISPOSAL	OWL SWD OPERATING LLC	587.75	0.196991940	115.79
SALT WATER DISPOSAL	OWL SWD OPERATING LLC	6.40	0.196991940	1.27
SALT WATER DISPOSAL	NGL WATER SOLUTIONS PERM	5,577.33	0.196991940	1,098.69
SALT WATER DISPOSAL	NGL WATER SOLUTIONS PERM	5,311.06	0.196991940	1,046.24
SITE RESTORATION & EXCAVATION	R360 ENVIRONMENTAL SOLU	174.60	0.196991940	34.40
Total Lease Operating Expense Cost		31,970.42		6,297.94

62906000-30 SUBTOTAL

31,970.42

6,297.94

PROPERTY 62906000 TOTAL

31,970.42

6,297.94

PROPERTY: 62915000 62915000-10 CREEDENCE 21/16 W0ED ST COM 2H

## MEWBOURNE OIL COMPANY

SIANA OIL & GAS CO, LLC  
TOM M RAGSDALE  
P O BOX 2246  
CONROE, TX 77305

INVOICE NO.: 202109-00749  
INVOICE DATE: 9-30-2021  
OWNER: 035904-1  
BILLING FOR: September 2021

REFERENCE/DESCRIPTION OF CHARGES		GROSS CHARGES	WORKING INTEREST	NET CHARGE
<u>Intangible Well Cost</u>				
REGULATORY PERMITS & SURVEYS	A-1 SIGN ENGRAVERS INC	73.67	0.006363620	0.47
REGULATORY PERMITS & SURVEYS	A-1 SIGN ENGRAVERS INC	44.92	0.006363620	0.29
Total Intangible Well Cost Cost		118.59		0.76
<b>62915000-10 SUBTOTAL</b>		<b>118.59</b>	<b>0.76</b>	
<b>PROPERTY: 62915000 62915000-20 CREEDENCE 21/16 W0ED ST COM 2H</b>				
<u>Tangible Well Cost</u>				
TUBING HEAD & UPPER SECTION	MEWBOURNE OIL COMPANY	-14,420.25	0.006363620	-91.76
Total Tangible Well Cost Cost		-14,420.25		-91.76
<b>62915000-20 SUBTOTAL</b>		<b>-14,420.25</b>	<b>-91.76</b>	
<b>PROPERTY: 62915000 62915000-30 CREEDENCE 21/16 W0ED ST COM 2H</b>				
<u>Lease Operating Expense</u>				
COMPANY SUPERVISION	MEWBOURNE OIL COMPANY	350.00	0.006363620	2.23
EMISSIONS CONTROL EQUIPMENT MAINTENANCE	AUTOMATED WELLHEAD CON	111.53	0.006363620	0.71
EMISSIONS CONTROL EQUIPMENT MAINTENANCE	AUTOMATED WELLHEAD CON	345.37	0.006363620	2.20
EMISSIONS CONTROL EQUIPMENT MAINTENANCE	AUTOMATED WELLHEAD CON	162.33	0.006363620	1.03
FUEL/ POWER / ELECTRICAL	XCEL ENERGY	3,005.96	0.006363620	19.13
GATHERING/TREATING/DEHYDRATION	MEWBOURNE OIL COMPANY-I	38.01	0.006363620	0.24
LEASE & FACILITY	MEWBOURNE OIL COMPANY	561.00	0.006363620	3.57
LEASE & FACILITY MAINTENANCE	KEYSTONE PUMP & SUPPLY LI	47.76	0.006363620	0.30
LEASE & FACILITY MAINTENANCE	STANDARD OIL FIELD SUPPLY	11.32	0.006363620	0.07
LEASE & FACILITY MAINTENANCE	JADE CONSTRUCTION LLC	41.73	0.006363620	0.27
LEASE & FACILITY MAINTENANCE	MPS ENTERPRISES INC	335.68	0.006363620	2.14
LEASE & FACILITY MAINTENANCE	MPS ENTERPRISES INC	42.72	0.006363620	0.27
LEASE & FACILITY MAINTENANCE	INGRAM PROFESSIONAL SERV	486.21	0.006363620	3.09
LEASE & FACILITY MAINTENANCE	INGRAM PROFESSIONAL SERV	57.94	0.006363620	0.37
LEASE & FACILITY MAINTENANCE	SARGE TRUCKING SERVICES, I	181.66	0.006363620	1.15
LEASE & FACILITY MAINTENANCE	SARGE TRUCKING SERVICES, I	80.74	0.006363620	0.52
OVERHEAD-FIXED RATE	MEWBOURNE OIL COMPANY	889.09	0.006363620	5.66
PUMPING	MEWBOURNE OIL COMPANY	875.00	0.006363620	5.57
PUMPING	MEWBOURNE OIL COMPANY	875.00	0.006363620	5.57
RENTAL SERVICES	KODIAK GAS SERVICES LLC	3,715.83	0.006363620	23.65
SALT WATER DISPOSAL	MEWBOURNE OIL COMPANY	42,233.36	0.006363620	268.76
Total Lease Operating Expense Cost		54,448.24		346.50
<b>62915000-30 SUBTOTAL</b>		<b>54,448.24</b>	<b>346.50</b>	
<b>PROPERTY 62915000 TOTAL</b>		<b>40,146.58</b>	<b>255.50</b>	
<b>PROPERTY: 62916000 62916000-30 CREEDENCE 21/16 W1ED ST COM 1H</b>				
<u>Lease Operating Expense</u>				
COMPANY SUPERVISION	MEWBOURNE OIL COMPANY	350.00	0.006363620	2.23



## MEWBOURNE OIL COMPANY

SIANA OIL & GAS CO, LLC  
TOM M RAGSDALE  
P O BOX 2246  
CONROE, TX 77305

INVOICE NO.: 202109-00749  
INVOICE DATE: 9-30-2021  
OWNER: 035904-1  
BILLING FOR: September 2021

REFERENCE/DESCRIPTION OF CHARGES		GROSS CHARGES	WORKING INTEREST	NET CHARGE
EMISSIONS CONTROL EQUIPMENT MAINTENANCE	AUTOMATED WELLHEAD COM	111.52	0.006363620	0.71
EMISSIONS CONTROL EQUIPMENT MAINTENANCE	AUTOMATED WELLHEAD COM	345.36	0.006363620	2.20
EMISSIONS CONTROL EQUIPMENT MAINTENANCE	AUTOMATED WELLHEAD COM	162.33	0.006363620	1.03
FUEL/ POWER / ELECTRICAL	XCEL ENERGY	4,103.62	0.006363620	26.11
GATHERING/TREATING/DEHYDRATION	MEWBOURNE OIL COMPANY-I	38.01	0.006363620	0.24
LEASE & FACILITY	MEWBOURNE OIL COMPANY	578.00	0.006363620	3.68
LEASE & FACILITY MAINTENANCE	KEYSTONE PUMP & SUPPLY LI	47.77	0.006363620	0.30
LEASE & FACILITY MAINTENANCE	STANDARD OIL FIELD SUPPLY	11.32	0.006363620	0.07
LEASE & FACILITY MAINTENANCE	JADE CONSTRUCTION LLC	41.71	0.006363620	0.27
LEASE & FACILITY MAINTENANCE	MPS ENTERPRISES INC	335.68	0.006363620	2.14
LEASE & FACILITY MAINTENANCE	MPS ENTERPRISES INC	42.73	0.006363620	0.27
LEASE & FACILITY MAINTENANCE	TURNCO ENTERPRISES LLC	1,680.00	0.006363620	10.69
LEASE & FACILITY MAINTENANCE	INGRAM PROFESSIONAL SERV	486.27	0.006363620	3.09
LEASE & FACILITY MAINTENANCE	INGRAM PROFESSIONAL SERV	57.97	0.006363620	0.37
LEASE & FACILITY MAINTENANCE	SARGE TRUCKING SERVICES, I	181.65	0.006363620	1.15
LEASE & FACILITY MAINTENANCE	SARGE TRUCKING SERVICES, I	80.74	0.006363620	0.52
OVERHEAD-FIXED RATE	MEWBOURNE OIL COMPANY	889.09	0.006363620	5.66
PUMPING	MEWBOURNE OIL COMPANY	875.00	0.006363620	5.57
PUMPING	MEWBOURNE OIL COMPANY	875.00	0.006363620	5.57
RENTAL SERVICES	KODIAK GAS SERVICES LLC	3,715.83	0.006363620	23.65
SALT WATER DISPOSAL	MEWBOURNE OIL COMPANY	62,683.79	0.006363620	398.90
Total Lease Operating Expense Cost		77,693.39		494.42
<b>62916000-30 SUBTOTAL</b>		<b>77,693.39</b>		<b>494.42</b>
<b>PROPERTY 62916000 TOTAL</b>		<b>77,693.39</b>		<b>494.42</b>
<b>PROPERTY: 62948000 62948000-20 INLAND 26/23 B2PI STATE COM 1H</b>				
<u>Intangible Well Cost</u>				
EQUIPMENT RENTAL	G&A FABRICATION LLC	550.98	0.100000000	55.10
Total Intangible Well Cost Cost		550.98		55.10
<u>Tangible Well Cost</u>				
CASING (4.1" - 6.0")	SOONER PIPE LLC	-858.92	0.100000000	-85.89
Total Tangible Well Cost Cost		-858.92		-85.89
<b>62948000-20 SUBTOTAL</b>		<b>-307.94</b>		<b>-30.79</b>
<b>PROPERTY: 62948000 62948000-30 INLAND 26/23 B2PI STATE COM 1H</b>				
<u>Lease Operating Expense</u>				
CHEMICALS-WATER TREATING	JACAM CATALYST LLC	448.38	0.100000000	44.84
CHEMICALS-WATER TREATING	JACAM CATALYST LLC	448.38	0.100000000	44.84
CHEMICALS-WATER TREATING	ENVIROKLEAN PRODUCT DEV	1,194.12	0.100000000	119.41
CHEMICALS-WATER TREATING	ENVIROKLEAN PRODUCT DEV	1,094.61	0.100000000	109.46
COMPANY SUPERVISION	MEWBOURNE OIL COMPANY	4,200.00	0.100000000	420.00
COMPANY SUPERVISION	MEWBOURNE OIL COMPANY	2,100.00	0.100000000	210.00

## MEWBOURNE OIL COMPANY

SIANA OIL & GAS CO, LLC  
TOM M RAGSDALE  
P O BOX 2246  
CONROE, TX 77305

INVOICE NO.: 202109-00749  
INVOICE DATE: 9-30-2021  
OWNER: 035904-1  
BILLING FOR: September 2021

REFERENCE/DESCRIPTION OF CHARGES		GROSS CHARGES	WORKING INTEREST	NET CHARGE
COMPANY SUPERVISION	MEWBOURNE OIL COMPANY	4,200.00	0.100000000	420.00
COMPANY SUPERVISION	MEWBOURNE OIL COMPANY	2,800.00	0.100000000	280.00
COMPANY SUPERVISION	MEWBOURNE OIL COMPANY	5,600.00	0.100000000	560.00
EMISSIONS CONTROL EQUIPMENT MAINTENANCE	AUTOMATED WELLHEAD COM	1,001.03	0.100000000	100.10
LEASE & FACILITY	MEWBOURNE OIL COMPANY	2,125.00	0.100000000	212.50
LEASE & FACILITY	MEWBOURNE OIL COMPANY	212.50	0.100000000	21.25
LEASE & FACILITY	MEWBOURNE OIL COMPANY	1,275.00	0.100000000	127.50
LEASE & FACILITY MAINTENANCE	GARNER PUMP & SUPPLY INC	121.33	0.100000000	12.13
LEASE & FACILITY MAINTENANCE	GARNER PUMP & SUPPLY INC	278.67	0.100000000	27.87
LEASE & FACILITY MAINTENANCE	CARREON SPOOLING SERVICE	890.00	0.100000000	89.00
MISCELLANEOUS EQUIPMENT RENTAL	D&H TRUCKING	4,544.50	0.100000000	454.45
OVERHEAD-FIXED RATE	MEWBOURNE OIL COMPANY	889.09	0.100000000	88.91
PUMPING	MEWBOURNE OIL COMPANY	875.00	0.100000000	87.50
PUMPING	MEWBOURNE OIL COMPANY	875.00	0.100000000	87.50
RENTAL SERVICES	MESA NATURAL GAS SOLUTIC	3,390.85	0.100000000	339.08
SALT WATER DISPOSAL	3 BEAR DELAWARE OPERATIN	9,798.71	0.100000000	979.87
WELL EQUIPMENT-SURFACE	TNT SPECIALTIES DBA TNT OI	1,639.51	0.100000000	163.95
WELL SERVICE & REPAIR	CARREON SPOOLING SERVICE	3,385.00	0.100000000	338.50
WORKOVER-MAJOR MECHANICAL	CARREON SPOOLING SERVICE	3,665.00	0.100000000	366.50
Total Lease Operating Expense Cost		57,051.68		5,705.16

Netted Owner

62948000-30 SUBTOTAL 57,051.68 5,705.16  
PROPERTY 62948000 TOTAL 56,743.74 5,674.37

PROPERTY: 62958000 62958000-30 GAZELLE 22 B3MD FED COM 1H

Lease Operating Expense

AUTOMATION MAINTENANCE	AMERICAN MILLENNIUM COR	13.07	0.196991940	2.58
CHEMICALS-PARAFFIN CONTROL	CRAIN HOT OIL SERVICE LLC	381.81	0.196991940	75.22
CHEMICALS-WATER TREATING	ENVIROKLEAN PRODUCT DEV	333.57	0.196991940	65.71
CHEMICALS-WATER TREATING	ENVIROKLEAN PRODUCT DEV	223.15	0.196991940	43.96
COMPANY SUPERVISION	MEWBOURNE OIL COMPANY	1,400.00	0.196991940	275.79
FUEL/ POWER / ELECTRICAL	XCEL ENERGY	972.51	0.196991940	191.59
FUEL/ POWER / ELECTRICAL	XCEL ENERGY	1.43	0.196991940	0.28
LEASE & FACILITY	MEWBOURNE OIL COMPANY	425.00	0.196991940	83.72
LEASE & FACILITY	MEWBOURNE OIL COMPANY	850.00	0.196991940	167.44
LEASE & FACILITY	MEWBOURNE OIL COMPANY	425.00	0.196991940	83.72
LEASE & FACILITY MAINTENANCE	GARNER PUMP & SUPPLY INC	11.45	0.196991940	2.26
LEASE & FACILITY MAINTENANCE	MPS ENTERPRISES INC	1,500.48	0.196991940	295.59
LEASE & FACILITY MAINTENANCE	MPS ENTERPRISES INC	1,615.15	0.196991940	318.18
LEASE & FACILITY MAINTENANCE	MPS ENTERPRISES INC	303.36	0.196991940	59.76
LEASE & FACILITY MAINTENANCE	TURNCO ENTERPRISES LLC	26.25	0.196991940	5.17
LEASE & FACILITY MAINTENANCE	TURNCO ENTERPRISES LLC	15.96	0.196991940	3.14
LEASE & FACILITY MAINTENANCE	TURNCO ENTERPRISES LLC	22.50	0.196991940	4.43

## MEWBOURNE OIL COMPANY

SIANA OIL & GAS CO, LLC  
TOM M RAGSDALE  
P O BOX 2246  
CONROE, TX 77305

INVOICE NO.: 202109-00749  
INVOICE DATE: 9-30-2021  
OWNER: 035904-1  
BILLING FOR: September 2021

REFERENCE/DESCRIPTION OF CHARGES		GROSS CHARGES	WORKING INTEREST	NET CHARGE
LEASE & FACILITY MAINTENANCE	TURNCO ENTERPRISES LLC	26.25	0.196991940	5.17
LEASE & FACILITY MAINTENANCE	TURNCO ENTERPRISES LLC	22.50	0.196991940	4.43
LEASE & FACILITY MAINTENANCE	TURNCO ENTERPRISES LLC	157.50	0.196991940	31.03
LEASE & FACILITY MAINTENANCE	INGRAM PROFESSIONAL SERV	18.38	0.196991940	3.62
LEASE & FACILITY MAINTENANCE	H-M TRUCKING LLC	412.70	0.196991940	81.30
LEASE & FACILITY MAINTENANCE	TNT SPECIALTIES DBA TNT OI	50.10	0.196991940	9.87
LEASE & FACILITY MAINTENANCE	AM OILFIELD SERVICE, LLC	458.76	0.196991940	90.37
LEASE & FACILITY MAINTENANCE	AM OILFIELD SERVICE, LLC	119.64	0.196991940	23.57
MISCELLANEOUS EQUIPMENT RENTAL	MEWBOURNE OIL COMPANY	243.04	0.196991940	47.88
OVERHEAD-FIXED RATE	MEWBOURNE OIL COMPANY	889.09	0.196991940	175.14
PRIME MOVER / PUMP MAINTENANCE	WILDCAT PUMP & ENGINE REI	42.34	0.196991940	8.34
PUMPING	MEWBOURNE OIL COMPANY	875.00	0.196991940	172.36
PUMPING	MEWBOURNE OIL COMPANY	437.50	0.196991940	86.19
RENTAL SERVICES	KODIAK GAS SERVICES LLC	5,445.00	0.196991940	1,072.62
RENTAL SERVICES	GRAVITY OILFIELD SERVICES	23.47	0.196991940	4.63
SALT WATER DISPOSAL	OWL SWD OPERATING LLC	438.10	0.196991940	86.30
SALT WATER DISPOSAL	OWL SWD OPERATING LLC	5.49	0.196991940	1.08
SALT WATER DISPOSAL	NGL WATER SOLUTIONS PERM	5,577.34	0.196991940	1,098.69
SALT WATER DISPOSAL	NGL WATER SOLUTIONS PERM	5,311.06	0.196991940	1,046.24
SITE RESTORATION & EXCAVATION	R360 ENVIRONMENTAL SOLUT	174.61	0.196991940	34.40
Total Lease Operating Expense Cost		29,248.56		5,761.77
<b>62958000-30 SUBTOTAL</b>		<b>29,248.56</b>	<b>5,761.77</b>	
<b>PROPERTY 62958000 TOTAL</b>		<b>29,248.56</b>	<b>5,761.77</b>	
<b>PROPERTY: 72076000 72076000-10 INLAND 26/23 B2OJ STATE COM 1H</b>				
<u>Tangible Well Cost</u>				
CASING (10.1" - 19.0")	SOONER PIPE LLC	-5,838.23	0.100000000	-583.82
Total Tangible Well Cost Cost		-5,838.23		-583.82
<b>72076000-10 SUBTOTAL</b>		<b>-5,838.23</b>	<b>-583.82</b>	
<b>PROPERTY: 72076000 72076000-20 INLAND 26/23 B2OJ STATE COM 1H</b>				
<u>Intangible Well Cost</u>				
EQUIPMENT RENTAL	G&A FABRICATION LLC	550.99	0.100000000	55.10
Total Intangible Well Cost Cost		550.99		55.10
<b>72076000-20 SUBTOTAL</b>		<b>550.99</b>	<b>55.10</b>	
<b>PROPERTY: 72076000 72076000-30 INLAND 26/23 B2OJ STATE COM 1H</b>				
<u>Lease Operating Expense</u>				
CHEMICALS-WATER TREATING	JACAM CATALYST LLC	448.38	0.100000000	44.84
CHEMICALS-WATER TREATING	JACAM CATALYST LLC	448.38	0.100000000	44.84
CHEMICALS-WATER TREATING	JACAM CATALYST LLC	448.38	0.100000000	44.84
CHEMICALS-WATER TREATING	ENVIROKLEAN PRODUCT DEV	1,007.94	0.100000000	100.79

## MEWBOURNE OIL COMPANY

Page 14

SIANA OIL & GAS CO, LLC  
TOM M RAGSDALE  
P O BOX 2246  
CONROE, TX 77305

INVOICE NO.: 202109-00749  
INVOICE DATE: 9-30-2021  
OWNER: 035904-1  
BILLING FOR: September 2021

REFERENCE/DESCRIPTION OF CHARGES		GROSS CHARGES	WORKING INTEREST	NET CHARGE
CHEMICALS-WATER TREATING	ENVIROKLEAN PRODUCT DEV	923.94	0.100000000	92.39
COMPANY SUPERVISION	MEWBOURNE OIL COMPANY	462.00	0.100000000	46.20
COMPANY SUPERVISION	MEWBOURNE OIL COMPANY	1,400.00	0.100000000	140.00
COMPANY SUPERVISION	MEWBOURNE OIL COMPANY	1,400.00	0.100000000	140.00
EMISSIONS CONTROL EQUIPMENT MAINTENANCE	AUTOMATED WELLHEAD CON	1,001.00	0.100000000	100.10
LEASE & FACILITY	MEWBOURNE OIL COMPANY	1,275.00	0.100000000	127.50
LEASE & FACILITY	MEWBOURNE OIL COMPANY	850.00	0.100000000	85.00
LEASE & FACILITY MAINTENANCE	GARNER PUMP & SUPPLY INC	121.33	0.100000000	12.13
LEASE & FACILITY MAINTENANCE	GARNER PUMP & SUPPLY INC	278.68	0.100000000	27.87
LEASE & FACILITY MAINTENANCE	K&S OILFIELD SUPPLIES LLC	77.63	0.100000000	7.76
MISCELLANEOUS EQUIPMENT RENTAL	D&H TRUCKING	4,544.51	0.100000000	454.45
OVERHEAD-FIXED RATE	MEWBOURNE OIL COMPANY	889.09	0.100000000	88.91
PUMPING	MEWBOURNE OIL COMPANY	875.00	0.100000000	87.50
PUMPING	MEWBOURNE OIL COMPANY	875.00	0.100000000	87.50
RENTAL SERVICES	USA COMPRESSION PARTNER	4,747.51	0.100000000	474.75
RENTAL SERVICES	MESA NATURAL GAS SOLUTIO	3,390.84	0.100000000	339.08
SALT WATER DISPOSAL	3 BEAR DELAWARE OPERATIN	13,023.60	0.100000000	1,302.36
Total Lease Operating Expense Cost		38,488.21		3,848.81

## 72076000-30 SUBTOTAL

38,488.21

3,848.81

## PROPERTY 72076000 TOTAL

33,200.97

3,320.09

## PROPERTY: 72185000 72185000-20 CREEDENCE 21/16 W0FC ST COM 4H

Equipment Beyond Wellhead

EMISSIONS CONTROL EQUIPMENT	AUTOMATED WELLHEAD CON	-15,000.00	0.006363620	-95.45
Total Equipment Beyond Wellhead Cost		-15,000.00		-95.45

## 72185000-20 SUBTOTAL

-15,000.00

-95.45

## PROPERTY: 72185000 72185000-30 CREEDENCE 21/16 W0FC ST COM 4H

Lease Operating Expense

COMPANY SUPERVISION	MEWBOURNE OIL COMPANY	350.00	0.006363620	2.23
COMPANY SUPERVISION	MEWBOURNE OIL COMPANY	700.00	0.006363620	4.45
CONTRACT SUPERVISION	TURNCO ENTERPRISES LLC	66.25	0.006363620	0.42
CONTRACT SUPERVISION	TURNCO ENTERPRISES LLC	66.25	0.006363620	0.42
CONTRACT SUPERVISION	TURNCO ENTERPRISES LLC	66.25	0.006363620	0.42
CONTRACT SUPERVISION	TURNCO ENTERPRISES LLC	1,601.25	0.006363620	10.19
CONTRACT SUPERVISION	TURNCO ENTERPRISES LLC	228.75	0.006363620	1.46
CONTRACT SUPERVISION	TURNCO ENTERPRISES LLC	240.75	0.006363620	1.53
CONTRACT SUPERVISION	D&H TRUCKING	418.02	0.006363620	2.66
EMISSIONS CONTROL EQUIPMENT MAINTENANCE	AUTOMATED WELLHEAD CON	111.53	0.006363620	0.71
EMISSIONS CONTROL EQUIPMENT MAINTENANCE	AUTOMATED WELLHEAD CON	345.37	0.006363620	2.20
EMISSIONS CONTROL EQUIPMENT MAINTENANCE	AUTOMATED WELLHEAD CON	162.34	0.006363620	1.03
FUEL/ POWER / ELECTRICAL	XCEL ENERGY	3,005.91	0.006363620	19.13

## MEWBOURNE OIL COMPANY

SIANA OIL & GAS CO, LLC  
TOM M RAGSDALE  
P O BOX 2246  
CONROE, TX 77305

INVOICE NO.: 202109-00749  
INVOICE DATE: 9-30-2021  
OWNER: 035904-1  
BILLING FOR: September 2021

REFERENCE/DESCRIPTION OF CHARGES		GROSS CHARGES	WORKING INTEREST	NET CHARGE
GATHERING/TREATING/DEHYDRATION	MEWBOURNE OIL COMPANY-I	38.01	0.006363620	0.24
LEASE & FACILITY	MEWBOURNE OIL COMPANY	212.50	0.006363620	1.35
LEASE & FACILITY	MEWBOURNE OIL COMPANY	280.50	0.006363620	1.78
LEASE & FACILITY	MEWBOURNE OIL COMPANY	425.00	0.006363620	2.70
LEASE & FACILITY	MEWBOURNE OIL COMPANY	850.00	0.006363620	5.41
LEASE & FACILITY MAINTENANCE	KEYSTONE PUMP & SUPPLY LI	47.78	0.006363620	0.30
LEASE & FACILITY MAINTENANCE	STANDARD OIL FIELD SUPPLY	11.30	0.006363620	0.07
LEASE & FACILITY MAINTENANCE	JADE CONSTRUCTION LLC	41.73	0.006363620	0.27
LEASE & FACILITY MAINTENANCE	JADE CONSTRUCTION LLC	286.09	0.006363620	1.82
LEASE & FACILITY MAINTENANCE	MPS ENTERPRISES INC	335.69	0.006363620	2.14
LEASE & FACILITY MAINTENANCE	MPS ENTERPRISES INC	42.73	0.006363620	0.27
LEASE & FACILITY MAINTENANCE	INGRAM PROFESSIONAL SERV	486.27	0.006363620	3.09
LEASE & FACILITY MAINTENANCE	INGRAM PROFESSIONAL SERV	57.97	0.006363620	0.37
LEASE & FACILITY MAINTENANCE	SARGE TRUCKING SERVICES, I	181.65	0.006363620	1.15
LEASE & FACILITY MAINTENANCE	SARGE TRUCKING SERVICES, I	80.73	0.006363620	0.52
OVERHEAD-FIXED RATE	MEWBOURNE OIL COMPANY	807.20	0.006363620	5.14
PUMPING	MEWBOURNE OIL COMPANY	875.00	0.006363620	5.57
PUMPING	MEWBOURNE OIL COMPANY	875.00	0.006363620	5.57
RENTAL SERVICES	KODIAK GAS SERVICES LLC	3,715.83	0.006363620	23.65
SALT WATER DISPOSAL	MEWBOURNE OIL COMPANY	52,740.20	0.006363620	335.62
Total Lease Operating Expense Cost		69,753.85		443.88

Netted Owner

<b>72185000-30 SUBTOTAL</b>	<b>69,753.85</b>	<b>443.88</b>
<b>PROPERTY 72185000 TOTAL</b>	<b>54,753.85</b>	<b>348.43</b>
<b>72185000PREPAYMENTS</b>		<b>-348.43</b>

**PROPERTY: 72186000 72186000-20 CREEDENCE 21/16 W1FC ST COM 3H**

Equipment Beyond Wellhead

EMISSIONS CONTROL EQUIPMENT	AUTOMATED WELLHEAD CON	-15,000.00	0.006363620	-95.45
Total Equipment Beyond Wellhead Cost		-15,000.00		-95.45

<b>72186000-20 SUBTOTAL</b>	<b>-15,000.00</b>	<b>-95.45</b>
<b>PROPERTY: 72186000 72186000-30 CREEDENCE 21/16 W1FC ST COM 3H</b>		

Lease Operating Expense

COMPANY SUPERVISION	MEWBOURNE OIL COMPANY	350.00	0.006363620	2.23
COMPANY SUPERVISION	MEWBOURNE OIL COMPANY	2,800.00	0.006363620	17.82
COMPANY SUPERVISION	MEWBOURNE OIL COMPANY	1,400.00	0.006363620	8.91
CONTRACT SUPERVISION	TURNCO ENTERPRISES LLC	66.25	0.006363620	0.42
CONTRACT SUPERVISION	TURNCO ENTERPRISES LLC	66.25	0.006363620	0.42
CONTRACT SUPERVISION	TURNCO ENTERPRISES LLC	66.25	0.006363620	0.42
CONTRACT SUPERVISION	TURNCO ENTERPRISES LLC	1,601.25	0.006363620	10.19
CONTRACT SUPERVISION	TURNCO ENTERPRISES LLC	228.75	0.006363620	1.46
CONTRACT SUPERVISION	TURNCO ENTERPRISES LLC	240.75	0.006363620	1.53



## MEWBOURNE OIL COMPANY

SIANA OIL & GAS CO, LLC  
TOM M RAGSDALE  
P O BOX 2246  
CONROE, TX 77305

INVOICE NO.: 202109-00749  
INVOICE DATE: 9-30-2021  
OWNER: 035904-1  
BILLING FOR: September 2021

REFERENCE/DESCRIPTION OF CHARGES		GROSS CHARGES	WORKING INTEREST	NET CHARGE
CONTRACT SUPERVISION	D&H TRUCKING	418.01	0.006363620	2.66
EMISSIONS CONTROL EQUIPMENT MAINTENANCE	AUTOMATED WELLHEAD COM	111.51	0.006363620	0.71
EMISSIONS CONTROL EQUIPMENT MAINTENANCE	AUTOMATED WELLHEAD COM	345.32	0.006363620	2.20
EMISSIONS CONTROL EQUIPMENT MAINTENANCE	AUTOMATED WELLHEAD COM	162.30	0.006363620	1.03
FUEL/ POWER / ELECTRICAL	XCEL ENERGY	2,024.08	0.006363620	12.88
GATHERING/TREATING/DEHYDRATION	MEWBOURNE OIL COMPANY-I	38.01	0.006363620	0.24
LEASE & FACILITY	MEWBOURNE OIL COMPANY	212.50	0.006363620	1.35
LEASE & FACILITY	MEWBOURNE OIL COMPANY	425.00	0.006363620	2.70
LEASE & FACILITY	MEWBOURNE OIL COMPANY	280.50	0.006363620	1.78
LEASE & FACILITY MAINTENANCE	KEYSTONE PUMP & SUPPLY LI	47.76	0.006363620	0.30
LEASE & FACILITY MAINTENANCE	STANDARD OIL FIELD SUPPLY	11.30	0.006363620	0.07
LEASE & FACILITY MAINTENANCE	JADE CONSTRUCTION LLC	41.71	0.006363620	0.27
LEASE & FACILITY MAINTENANCE	MPS ENTERPRISES INC	335.68	0.006363620	2.14
LEASE & FACILITY MAINTENANCE	MPS ENTERPRISES INC	42.72	0.006363620	0.27
LEASE & FACILITY MAINTENANCE	TURNCO ENTERPRISES LLC	420.00	0.006363620	2.67
LEASE & FACILITY MAINTENANCE	TURNCO ENTERPRISES LLC	420.00	0.006363620	2.67
LEASE & FACILITY MAINTENANCE	INGRAM PROFESSIONAL SERV	486.15	0.006363620	3.09
LEASE & FACILITY MAINTENANCE	INGRAM PROFESSIONAL SERV	57.93	0.006363620	0.37
LEASE & FACILITY MAINTENANCE	SARGE TRUCKING SERVICES, I	181.65	0.006363620	1.15
LEASE & FACILITY MAINTENANCE	SARGE TRUCKING SERVICES, I	80.73	0.006363620	0.52
OVERHEAD-FIXED RATE	MEWBOURNE OIL COMPANY	807.20	0.006363620	5.14
PUMPING	MEWBOURNE OIL COMPANY	875.00	0.006363620	5.57
PUMPING	MEWBOURNE OIL COMPANY	875.00	0.006363620	5.57
RENTAL SERVICES	KODIAK GAS SERVICES LLC	3,715.82	0.006363620	23.65
SALT WATER DISPOSAL	MEWBOURNE OIL COMPANY	35,270.83	0.006363620	224.45
Total Lease Operating Expense Cost		54,506.21		346.85

72186000-30 SUBTOTAL	54,506.21	346.85
PROPERTY 72186000 TOTAL	39,506.21	251.40
72186000PREPAYMENTS		-251.40

PROPERTY: 72310000 72310000-30 IBEX 15/10 B1PA FED COM 2H

Lease Operating Expense

CHEMICALS-WATER TREATING	JACAM CATALYST LLC	448.38	0.000539020	0.24
CHEMICALS-WATER TREATING	JACAM CATALYST LLC	448.38	0.000539020	0.24
CHEMICALS-WATER TREATING	ENVIROKLEAN PRODUCT DEV	3,262.80	0.000539020	1.76
CHEMICALS-WATER TREATING	ENVIROKLEAN PRODUCT DEV	2,182.70	0.000539020	1.18
COMPANY SUPERVISION	MEWBOURNE OIL COMPANY	1,400.00	0.000539020	0.75
COMPANY SUPERVISION	MEWBOURNE OIL COMPANY	1,400.00	0.000539020	0.75
FUEL/ POWER / ELECTRICAL	XCEL ENERGY	5,287.60	0.000539020	2.84
FUEL/ POWER / ELECTRICAL	XCEL ENERGY	11.16	0.000539020	0.01
GATHERING/TREATING/DEHYDRATION	MEWBOURNE OIL COMPANY-I	400.00	0.000539020	0.22
LEASE & FACILITY	MEWBOURNE OIL COMPANY	850.00	0.000539020	0.46

## MEWBOURNE OIL COMPANY

SIANA OIL & GAS CO, LLC  
TOM M RAGSDALE  
P O BOX 2246  
CONROE, TX 77305

INVOICE NO.: 202109-00749  
INVOICE DATE: 9-30-2021  
OWNER: 035904-1  
BILLING FOR: September 2021

REFERENCE/DESCRIPTION OF CHARGES		GROSS CHARGES	WORKING INTEREST	NET CHARGE
LEASE & FACILITY	MEWBOURNE OIL COMPANY	425.00	0.000539020	0.23
LEASE & FACILITY MAINTENANCE	GARNER PUMP & SUPPLY INC	11.44	0.000539020	0.01
LEASE & FACILITY MAINTENANCE	MPS ENTERPRISES INC	11,203.59	0.000539020	6.04
LEASE & FACILITY MAINTENANCE	MPS ENTERPRISES INC	12,059.76	0.000539020	6.50
LEASE & FACILITY MAINTENANCE	MPS ENTERPRISES INC	2,265.08	0.000539020	1.22
LEASE & FACILITY MAINTENANCE	TURNCO ENTERPRISES LLC	26.25	0.000539020	0.01
LEASE & FACILITY MAINTENANCE	TURNCO ENTERPRISES LLC	115.50	0.000539020	0.06
LEASE & FACILITY MAINTENANCE	TURNCO ENTERPRISES LLC	22.50	0.000539020	0.01
LEASE & FACILITY MAINTENANCE	TURNCO ENTERPRISES LLC	26.25	0.000539020	0.01
LEASE & FACILITY MAINTENANCE	TURNCO ENTERPRISES LLC	22.50	0.000539020	0.01
LEASE & FACILITY MAINTENANCE	INGRAM PROFESSIONAL SERV	132.95	0.000539020	0.07
LEASE & FACILITY MAINTENANCE	TRINITY OILFIELD SERVICES &	269.02	0.000539020	0.15
LEASE & FACILITY MAINTENANCE	JES ENERGY LLC	474.75	0.000539020	0.26
LEASE & FACILITY MAINTENANCE	TNT SPECIALTIES DBA TNT OI	374.08	0.000539020	0.20
MISCELLANEOUS EQUIPMENT RENTAL	MEWBOURNE OIL COMPANY	243.04	0.000539020	0.13
OVERHEAD-FIXED RATE	MEWBOURNE OIL COMPANY	889.09	0.000539020	0.48
PRIME MOVER / PUMP MAINTENANCE	WILDCAT PUMP & ENGINE REI	42.30	0.000539020	0.02
PUMPING	MEWBOURNE OIL COMPANY	875.00	0.000539020	0.47
PUMPING	MEWBOURNE OIL COMPANY	875.00	0.000539020	0.47
RENTAL SERVICES	GRAVITY OILFIELD SERVICES	23.45	0.000539020	0.01
RENTAL SERVICES	TOTAL OPERATIONS & PRODU	4,874.08	0.000539020	2.63
SALT WATER DISPOSAL	TRINITY OILFIELD SERVICES &	208.89	0.000539020	0.11
SALT WATER DISPOSAL	TRINITY OILFIELD SERVICES &	275.36	0.000539020	0.15
SALT WATER DISPOSAL	TRINITY OILFIELD SERVICES &	208.89	0.000539020	0.11
SALT WATER DISPOSAL	TRINITY OILFIELD SERVICES &	275.36	0.000539020	0.15
SALT WATER DISPOSAL	TRINITY OILFIELD SERVICES &	253.20	0.000539020	0.14
SALT WATER DISPOSAL	TRINITY OILFIELD SERVICES &	253.20	0.000539020	0.14
SALT WATER DISPOSAL	TRINITY OILFIELD SERVICES &	253.20	0.000539020	0.14
SALT WATER DISPOSAL	TRINITY OILFIELD SERVICES &	253.20	0.000539020	0.14
SALT WATER DISPOSAL	TRINITY OILFIELD SERVICES &	208.89	0.000539020	0.11
SALT WATER DISPOSAL	TRINITY OILFIELD SERVICES &	208.89	0.000539020	0.11
SALT WATER DISPOSAL	TRINITY OILFIELD SERVICES &	208.89	0.000539020	0.11
SALT WATER DISPOSAL	TRINITY OILFIELD SERVICES &	208.89	0.000539020	0.11
SALT WATER DISPOSAL	TRINITY OILFIELD SERVICES &	253.20	0.000539020	0.14
SALT WATER DISPOSAL	TRINITY OILFIELD SERVICES &	275.36	0.000539020	0.15
SALT WATER DISPOSAL	TRINITY OILFIELD SERVICES &	208.89	0.000539020	0.11
SALT WATER DISPOSAL	TRINITY OILFIELD SERVICES &	253.20	0.000539020	0.14
SALT WATER DISPOSAL	TRINITY OILFIELD SERVICES &	275.36	0.000539020	0.15
SALT WATER DISPOSAL	TRINITY OILFIELD SERVICES &	253.20	0.000539020	0.14
SALT WATER DISPOSAL	TRINITY OILFIELD SERVICES &	221.55	0.000539020	0.12
SALT WATER DISPOSAL	TRINITY OILFIELD SERVICES &	275.36	0.000539020	0.15
SALT WATER DISPOSAL	OWL SWD OPERATING LLC	1,657.11	0.000539020	0.89
SALT WATER DISPOSAL	OWL SWD OPERATING LLC	40.93	0.000539020	0.02

## MEWBOURNE OIL COMPANY

SIANA OIL & GAS CO, LLC  
TOM M RAGSDALE  
P O BOX 2246  
CONROE, TX 77305

**INVOICE NO.:** 202109-00749  
**INVOICE DATE:** 9-30-2021  
**OWNER:** 035904-1  
**BILLING FOR:** September 2021

REFERENCE/DESCRIPTION OF CHARGES		GROSS CHARGES	WORKING INTEREST	NET CHARGE
SALT WATER DISPOSAL	NGL WATER SOLUTIONS PERM	30,675.35	0.000539020	16.53
SALT WATER DISPOSAL	NGL WATER SOLUTIONS PERM	29,210.86	0.000539020	15.75
SALT WATER DISPOSAL	GRAMA RIDGE DISPOSAL LLC	6.28	0.000539020	0.00
SALT WATER DISPOSAL	JES ENERGY LLC	5,782.46	0.000539020	3.12
SITE RESTORATION & EXCAVATION	BLADE SERVICES LLC	983.79	0.000539020	0.53
SITE RESTORATION & EXCAVATION	SUNDANCE SERVICES WEST IT	509.73	0.000539020	0.27
Total Lease Operating Expense Cost		124,432.25		67.06
<b>72310000-30 SUBTOTAL</b>		<b>124,432.25</b>	<b>67.06</b>	
<b>PROPERTY 72310000 TOTAL</b>		<b>124,432.25</b>	<b>67.06</b>	
<b>PROPERTY: 72580000 72580000-30 OXY BYPASS 16 STATE 1</b>				
<u>Lease Operating Expense</u>				
COMPANY SUPERVISION	MEWBOURNE OIL COMPANY	56.15	0.126000000	7.07
Total Lease Operating Expense Cost		56.15		7.07
<b>72580000-30 SUBTOTAL</b>		<b>56.15</b>	<b>7.07</b>	
<b>PROPERTY 72580000 TOTAL</b>		<b>56.15</b>	<b>7.07</b>	

Netted Owner

**MEWBOURNE OIL COMPANY**

MEWBOURNE OIL COMPANY  
P O BOX 7698  
TYLER, TX 75711-7698

SIANA OIL & GAS CO, LLC  
TOM M RAGSDALE  
P O BOX 2246  
CONROE, TX 77305

INVOICE NO.: 202108-28495

INVOICE DATE: 8-31-2021

OWNER: 035904-1

BILLING FOR: August 2021

**BALANCE FORWARD****-343,028.13**

CURRENT PERIOD ADJUSTMENT					AMOUNT
					0.00
CURRENT CHARGES					GROSS INTEREST NET
62390000 - PRONGHORN 15 B3BO FED COM 1H	TIER : 20	2,688.83	0.0683747500	183.84	
62390000 - PRONGHORN 15 B3BO FED COM 1H	TIER : 30	25,570.23	0.0683747500	1,748.33	
62391000 - PRONGHORN 15 B3CN FED COM 1H	TIER : 20	851.50	0.0683747500	58.22	
62391000 - PRONGHORN 15 B3CN FED COM 1H	TIER : 30	23,645.09	0.0683747500	1,616.69	
62392000 - PRONGHORN 15 B3DM FED COM 1H	TIER : 20	851.47	0.0683747500	58.22	
62392000 - PRONGHORN 15 B3DM FED COM 1H	TIER : 30	21,806.03	0.0683747500	1,491.04	
62774000 - IBEX 10 B3MD FED COM 1H	TIER : 20	1,568.50	0.0527536400	82.75	
62774000 - IBEX 10 B3MD FED COM 1H	TIER : 30	23,336.98	0.0527536400	1,231.10	
62775000 - IBEX 10 B3NC FED COM 1H	TIER : 20	1,434.05	0.0527536400	75.65	
62775000 - IBEX 10 B3NC FED COM 1H	TIER : 30	16,372.39	0.0527536400	863.71	
62776000 - IBEX 10 B3OB FED COM 1H	TIER : 20	3,271.38	0.0322507100	105.50	
62776000 - IBEX 10 B3OB FED COM 1H	TIER : 30	25,074.36	0.0322507100	808.68	
62906000 - GAZELLE 22 B2MD FED COM 2H	TIER : 20	1,927.02	0.1969919400	379.61	
62906000 - GAZELLE 22 B2MD FED COM 2H	TIER : 30	26,902.35	0.1969919400	5,299.55	
62915000 - CREEDENCE 21/16 W0ED ST COM 2H	TIER : 30	62,139.14	0.0063636200	395.43	
62916000 - CREEDENCE 21/16 W1ED ST COM 1H	TIER : 30	85,895.29	0.0063636200	546.61	
62948000 - INLAND 26/23 B2PI STATE COM 1H	TIER : 20	11,402.95	0.1000000000	1,140.29	
62948000 - INLAND 26/23 B2PI STATE COM 1H	TIER : 30	108,727.90	0.1000000000	10,872.79	
62958000 - GAZELLE 22 B3MD FED COM 1H	TIER : 20	1,702.92	0.1969919400	335.45	
62958000 - GAZELLE 22 B3MD FED COM 1H	TIER : 30	28,100.70	0.1969919400	5,535.59	
72076000 - INLAND 26/23 B2OJ STATE COM 1H	TIER : 20	11,992.57	0.1000000000	1,199.25	
72076000 - INLAND 26/23 B2OJ STATE COM 1H	TIER : 30	36,151.88	0.1000000000	3,615.16	
72185000 - CREEDENCE 21/16 W0FC ST COM 4H	TIER : 20	53,710.28	0.0063636200	341.80	
72185000 - CREEDENCE 21/16 W0FC ST COM 4H	TIER : 30	72,604.04	0.0063636200	462.00	
72186000 - CREEDENCE 21/16 W1FC ST COM 3H	TIER : 20	53,710.08	0.0063636200	341.80	
72186000 - CREEDENCE 21/16 W1FC ST COM 3H	TIER : 30	57,191.37	0.0063636200	363.93	
72310000 - IBEX 15/10 B1PA FED COM 2H	TIER : 20	12,323.84	0.0005390200	6.64	
72310000 - IBEX 15/10 B1PA FED COM 2H	TIER : 30	83,793.73	0.0005390200	45.16	
72580000 - OXY BYPASS 16 STATE 1	TIER : 30	72.99	0.1260000000	9.19	
TOTAL CURRENT CHARGES		854,819.86		39,213.98	
APPLIED ADVANCES					
72185000 - CREEDENCE 21/16 W0FC ST COM 4H				-803.80	
72186000 - CREEDENCE 21/16 W1FC ST COM 3H				-705.73	
APPLIED ADVANCES TOTAL					-1,509.53
<b>INVOICE TOTAL</b>					<b>37,704.45</b>

MEWBOURNE OIL COMPANY

SIANA OIL & GAS CO, LLC  
TOM M RAGSDALE  
P O BOX 2246  
CONROE, TX 77305

**INVOICE NO.:** 202108-28495  
**INVOICE DATE:** 8-31-2021  
**OWNER:** 035904-1  
**BILLING FOR:** August 2021

**OUTSTANDING BALANCE**

**(305,323.68)**

PLEASE INDICATE INVOICE# 202108-28495  
AND ACCOUNT# 035904-1  
ON REMITTANCE  
PAYMENT DUE 15 DAYS AFTER RECEIPT OF INVOICE PAYABLE IN US DOLLARS

FOR INQUIRIES, PLEASE CONTACT (903) 561-2900

Netted Owner



## MEWBOURNE OIL COMPANY

SIANA OIL & GAS CO, LLC  
TOM M RAGSDALE  
P O BOX 2246  
CONROE, TX 77305

INVOICE NO.: 202108-28495  
INVOICE DATE: 8-31-2021  
OWNER: 035904-1  
BILLING FOR: August 2021

REFERENCE/DESCRIPTION OF CHARGES		GROSS CHARGES	WORKING INTEREST	NET CHARGE
<b>PROPERTY: 62390000 62390000-20 PRONGHORN 15 B3BO FED COM 1H</b>				
<u>Equipment Beyond Wellhead</u>				
ELECTRICAL INSTALLATIONS	INGRAM PROFESSIONAL SERV	1,770.30	0.068374750	121.04
ELECTRICAL INSTALLATIONS	INGRAM PROFESSIONAL SERV	318.13	0.068374750	21.75
ELECTRICAL INSTALLATIONS	INGRAM PROFESSIONAL SERV	600.40	0.068374750	41.05
Total Equipment Beyond Wellhead Cost		2,688.83		183.84
<b>62390000-20 SUBTOTAL</b>		<b>2,688.83</b>	<b>183.84</b>	
<b>PROPERTY: 62390000 62390000-30 PRONGHORN 15 B3BO FED COM 1H</b>				
<u>Lease Operating Expense</u>				
AUTOMATION MAINTENANCE	AMERICAN MILLENNIUM COR	29.26	0.068374750	2.00
CHEMICALS-WATER TREATING	JACAM CATALYST LLC	448.38	0.068374750	30.66
CHEMICALS-WATER TREATING	EPDI	662.46	0.068374750	45.29
CHEMICALS-WATER TREATING	EPDI	135.89	0.068374750	9.29
COMPANY SUPERVISION	MEWBOURNE OIL COMPANY	1,300.00	0.068374750	88.89
EMISSIONS CONTROL EQUIPMENT MAINTENANCE	G&A FABRICATION LLC	304.72	0.068374750	20.83
FUEL/ POWER / ELECTRICAL	XCEL ENERGY	3,431.12	0.068374750	234.60
LEASE & FACILITY	MEWBOURNE OIL COMPANY	412.50	0.068374750	28.21
LEASE & FACILITY	MEWBOURNE OIL COMPANY	412.50	0.068374750	28.21
LEASE & FACILITY	MEWBOURNE OIL COMPANY	412.50	0.068374750	28.21
LEASE & FACILITY	MEWBOURNE OIL COMPANY	280.50	0.068374750	19.18
LEASE & FACILITY MAINTENANCE	GARNER PUMP & SUPPLY INC	157.23	0.068374750	10.75
LEASE & FACILITY MAINTENANCE	MPS ENTERPRISES INC	18.71	0.068374750	1.28
LEASE & FACILITY MAINTENANCE	MPS ENTERPRISES INC	415.67	0.068374750	28.42
LEASE & FACILITY MAINTENANCE	MPS ENTERPRISES INC	70.04	0.068374750	4.79
LEASE & FACILITY MAINTENANCE	L & E SERVICES LLC	114.04	0.068374750	7.80
LEASE & FACILITY MAINTENANCE	HR COMPRESSION & SERVICES	2,196.65	0.068374750	150.19
LEASE & FACILITY MAINTENANCE	GUNS UP SERVICES	386.49	0.068374750	26.42
LEASE & FACILITY MAINTENANCE	INGRAM PROFESSIONAL SERV	82.19	0.068374750	5.62
LEASE & FACILITY MAINTENANCE	INGRAM PROFESSIONAL SERV	767.24	0.068374750	52.46
LEASE & FACILITY MAINTENANCE	TRINITY OILFIELD SERVICES &	129.24	0.068374750	8.83
LEASE & FACILITY MAINTENANCE	TRINITY OILFIELD SERVICES &	31.65	0.068374750	2.16
LEASE & FACILITY MAINTENANCE	TRINITY OILFIELD SERVICES &	38.24	0.068374750	2.61
LEASE & FACILITY MAINTENANCE	TRINITY OILFIELD SERVICES &	39.56	0.068374750	2.70
LEASE & FACILITY MAINTENANCE	TRINITY OILFIELD SERVICES &	39.56	0.068374750	2.70
LEASE & FACILITY MAINTENANCE	TRINITY OILFIELD SERVICES &	39.56	0.068374750	2.70
LEASE & FACILITY MAINTENANCE	TRINITY OILFIELD SERVICES &	41.82	0.068374750	2.86
LEASE & FACILITY MAINTENANCE	TRINITY OILFIELD SERVICES &	39.56	0.068374750	2.70
LEASE & FACILITY MAINTENANCE	TRINITY OILFIELD SERVICES &	40.88	0.068374750	2.80
LEASE & FACILITY MAINTENANCE	TRINITY OILFIELD SERVICES &	36.92	0.068374750	2.52
LEASE & FACILITY MAINTENANCE	TRINITY OILFIELD SERVICES &	34.29	0.068374750	2.35
LEASE & FACILITY MAINTENANCE	TRINITY OILFIELD SERVICES &	47.04	0.068374750	3.22

## MEWBOURNE OIL COMPANY

Page 4

SIANA OIL & GAS CO, LLC  
TOM M RAGSDALE  
P O BOX 2246  
CONROE, TX 77305

INVOICE NO.: 202108-28495  
INVOICE DATE: 8-31-2021  
OWNER: 035904-1  
BILLING FOR: August 2021

REFERENCE/DESCRIPTION OF CHARGES		GROSS CHARGES	WORKING INTEREST	NET CHARGE
LEASE & FACILITY MAINTENANCE	TRINITY OILFIELD SERVICES &	17.14	0.068374750	1.17
LEASE & FACILITY MAINTENANCE	JES ENERGY LLC	33.91	0.068374750	2.32
LEASE & FACILITY MAINTENANCE	JES ENERGY LLC	39.56	0.068374750	2.70
LEASE & FACILITY MAINTENANCE	TNT SPECIALTIES DBA TNT OI	36.44	0.068374750	2.49
LEASE & FACILITY MAINTENANCE	SARGE TRUCKING SERVICES, I	24.51	0.068374750	1.68
LEASE & FACILITY MAINTENANCE	SARGE TRUCKING SERVICES, I	11.53	0.068374750	0.79
MISCELLANEOUS EQUIPMENT RENTAL	MEWBOURNE OIL COMPANY	243.04	0.068374750	16.62
OVERHEAD-FIXED RATE	MEWBOURNE OIL COMPANY	864.00	0.068374750	59.08
PRIME MOVER / PUMP MAINTENANCE	HR COMPRESSION & SERVICE	1,237.65	0.068374750	84.62
PRIME MOVER / PUMP MAINTENANCE	HR COMPRESSION & SERVICE	49.59	0.068374750	3.39
PUMPING	MEWBOURNE OIL COMPANY	900.00	0.068374750	61.54
PUMPING	MEWBOURNE OIL COMPANY	450.00	0.068374750	30.77
RENTAL SERVICES	TOTAL OPERATIONS & PRODU	5,086.00	0.068374750	347.75
SALT WATER DISPOSAL	TRINITY OILFIELD SERVICES &	104.13	0.068374750	7.12
SALT WATER DISPOSAL	TRINITY OILFIELD SERVICES &	104.13	0.068374750	7.12
SALT WATER DISPOSAL	NGL WATER SOLUTIONS PERM	3,764.30	0.068374750	257.38
SITE RESTORATION & EXCAVATION	SUNDANCE SERVICES WEST I	7.89	0.068374750	0.54
Total Lease Operating Expense Cost		25,570.23		1,748.33

62390000-30 SUBTOTAL

25,570.23

1,748.33

PROPERTY 62390000 TOTAL

28,259.06

1,932.17

PROPERTY: 62391000 62391000-20 PRONGHORN 15 B3CN FED COM 1H

Equipment Beyond Wellhead

ELECTRICAL INSTALLATIONS	INGRAM PROFESSIONAL SERV	560.62	0.068374750	38.33
ELECTRICAL INSTALLATIONS	INGRAM PROFESSIONAL SERV	100.75	0.068374750	6.89
ELECTRICAL INSTALLATIONS	INGRAM PROFESSIONAL SERV	190.13	0.068374750	13.00
Total Equipment Beyond Wellhead Cost		851.50		58.22

62391000-20 SUBTOTAL

851.50

58.22

PROPERTY: 62391000 62391000-30 PRONGHORN 15 B3CN FED COM 1H

Lease Operating Expense

CHEMICALS-WATER TREATING	JACAM CATALYST LLC	448.38	0.068374750	30.66
CHEMICALS-WATER TREATING	EPDI	156.49	0.068374750	10.70
CHEMICALS-WATER TREATING	EPDI	32.10	0.068374750	2.20
COMPANY SUPERVISION	MEWBOURNE OIL COMPANY	1,300.00	0.068374750	88.89
EMISSIONS CONTROL EQUIPMENT MAINTENANCE	KEYSTONE PUMP & SUPPLY LI	559.20	0.068374750	38.23
EMISSIONS CONTROL EQUIPMENT MAINTENANCE	G&A FABRICATION LLC	260.40	0.068374750	17.80
EMISSIONS CONTROL EQUIPMENT MAINTENANCE	G&A FABRICATION LLC	152.36	0.068374750	10.42
EMISSIONS CONTROL EQUIPMENT MAINTENANCE	TRINITY OILFIELD SERVICES &	237.37	0.068374750	16.23
ENVIRONMENTAL & REGULATORY COMPLIANCE	ECOTEST ENERGY SERVICES I	1,801.29	0.068374750	123.16
FUEL/ POWER / ELECTRICAL	XCEL ENERGY	782.03	0.068374750	53.47
LEASE & FACILITY	MEWBOURNE OIL COMPANY	412.50	0.068374750	28.20

## MEWBOURNE OIL COMPANY

SIANA OIL & GAS CO, LLC  
TOM M RAGSDALE  
P O BOX 2246  
CONROE, TX 77305

INVOICE NO.: 202108-28495  
INVOICE DATE: 8-31-2021  
OWNER: 035904-1  
BILLING FOR: August 2021

REFERENCE/DESCRIPTION OF CHARGES		GROSS CHARGES	WORKING INTEREST	NET CHARGE
LEASE & FACILITY	MEWBOURNE OIL COMPANY	412.50	0.068374750	28.20
LEASE & FACILITY	MEWBOURNE OIL COMPANY	206.25	0.068374750	14.10
LEASE & FACILITY	MEWBOURNE OIL COMPANY	552.75	0.068374750	37.79
LEASE & FACILITY	MEWBOURNE OIL COMPANY	412.50	0.068374750	28.20
LEASE & FACILITY	MEWBOURNE OIL COMPANY	206.25	0.068374750	14.10
LEASE & FACILITY MAINTENANCE	MPS ENTERPRISES INC	6.11	0.068374750	0.42
LEASE & FACILITY MAINTENANCE	MPS ENTERPRISES INC	135.73	0.068374750	9.28
LEASE & FACILITY MAINTENANCE	MPS ENTERPRISES INC	22.87	0.068374750	1.56
LEASE & FACILITY MAINTENANCE	L & E SERVICES LLC	37.24	0.068374750	2.55
LEASE & FACILITY MAINTENANCE	HR COMPRESSION & SERVICES	1,092.50	0.068374750	74.70
LEASE & FACILITY MAINTENANCE	HR COMPRESSION & SERVICES	1,072.07	0.068374750	73.30
LEASE & FACILITY MAINTENANCE	GUNS UP SERVICES	126.20	0.068374750	8.63
LEASE & FACILITY MAINTENANCE	INGRAM PROFESSIONAL SERV	26.85	0.068374750	1.84
LEASE & FACILITY MAINTENANCE	INGRAM PROFESSIONAL SERV	118.69	0.068374750	8.11
LEASE & FACILITY MAINTENANCE	TRINITY OILFIELD SERVICES &	31.65	0.068374750	2.16
LEASE & FACILITY MAINTENANCE	TRINITY OILFIELD SERVICES &	38.24	0.068374750	2.61
LEASE & FACILITY MAINTENANCE	TRINITY OILFIELD SERVICES &	39.56	0.068374750	2.70
LEASE & FACILITY MAINTENANCE	TRINITY OILFIELD SERVICES &	39.56	0.068374750	2.70
LEASE & FACILITY MAINTENANCE	TRINITY OILFIELD SERVICES &	39.56	0.068374750	2.70
LEASE & FACILITY MAINTENANCE	TRINITY OILFIELD SERVICES &	41.82	0.068374750	2.86
LEASE & FACILITY MAINTENANCE	TRINITY OILFIELD SERVICES &	39.56	0.068374750	2.70
LEASE & FACILITY MAINTENANCE	TRINITY OILFIELD SERVICES &	40.89	0.068374750	2.80
LEASE & FACILITY MAINTENANCE	TRINITY OILFIELD SERVICES &	36.93	0.068374750	2.52
LEASE & FACILITY MAINTENANCE	TRINITY OILFIELD SERVICES &	34.29	0.068374750	2.35
LEASE & FACILITY MAINTENANCE	TRINITY OILFIELD SERVICES &	15.36	0.068374750	1.05
LEASE & FACILITY MAINTENANCE	TRINITY OILFIELD SERVICES &	17.14	0.068374750	1.17
LEASE & FACILITY MAINTENANCE	H-M TRUCKING LLC	320.99	0.068374750	21.95
LEASE & FACILITY MAINTENANCE	H-M TRUCKING LLC	320.99	0.068374750	21.95
LEASE & FACILITY MAINTENANCE	JES ENERGY LLC	33.91	0.068374750	2.32
LEASE & FACILITY MAINTENANCE	JES ENERGY LLC	39.56	0.068374750	2.70
LEASE & FACILITY MAINTENANCE	SARGE TRUCKING SERVICES, I	24.51	0.068374750	1.68
LEASE & FACILITY MAINTENANCE	SARGE TRUCKING SERVICES, I	11.54	0.068374750	0.79
MISCELLANEOUS EQUIPMENT RENTAL	MEWBOURNE OIL COMPANY	243.04	0.068374750	16.62
OVERHEAD-FIXED RATE	MEWBOURNE OIL COMPANY	864.00	0.068374750	59.08
PRIME MOVER / PUMP MAINTENANCE	HR COMPRESSION & SERVICES	31.41	0.068374750	2.15
PUMPING	MEWBOURNE OIL COMPANY	900.00	0.068374750	61.54
PUMPING	MEWBOURNE OIL COMPANY	225.00	0.068374750	15.38
RENTAL SERVICES	KODIAK GAS SERVICES LLC	6,012.51	0.068374750	411.10
SALT WATER DISPOSAL	NGL WATER SOLUTIONS PERM	3,629.86	0.068374750	248.19
SITE RESTORATION & EXCAVATION	SUNDANCE SERVICES WEST IN	2.58	0.068374750	0.18
Total Lease Operating Expense Cost		23,645.09		1,616.69

## MEWBOURNE OIL COMPANY

Page 6

SIANA OIL & GAS CO, LLC  
TOM M RAGSDALE  
P O BOX 2246  
CONROE, TX 77305

INVOICE NO.: 202108-28495  
INVOICE DATE: 8-31-2021  
OWNER: 035904-1  
BILLING FOR: August 2021

REFERENCE/DESCRIPTION OF CHARGES	GROSS CHARGES	WORKING INTEREST	NET CHARGE
<b>62391000-30 SUBTOTAL</b>	<b>23,645.09</b>	<b>1,616.69</b>	
<b>PROPERTY 62391000 TOTAL</b>	<b>24,496.59</b>	<b>1,674.91</b>	
<b>PROPERTY: 62392000 62392000-20 PRONGHORN 15 B3DM FED COM 1H</b>			
<u>Equipment Beyond Wellhead</u>			
ELECTRICAL INSTALLATIONS INGRAM PROFESSIONAL SERV	560.59	0.068374750	38.33
ELECTRICAL INSTALLATIONS INGRAM PROFESSIONAL SERV	100.75	0.068374750	6.89
ELECTRICAL INSTALLATIONS INGRAM PROFESSIONAL SERV	190.13	0.068374750	13.00
Total Equipment Beyond Wellhead Cost	851.47		58.22
<b>62392000-20 SUBTOTAL</b>	<b>851.47</b>	<b>58.22</b>	
<b>PROPERTY: 62392000 62392000-30 PRONGHORN 15 B3DM FED COM 1H</b>			
<u>Lease Operating Expense</u>			
CHEMICALS-WATER TREATING JACAM CATALYST LLC	448.38	0.068374750	30.66
CHEMICALS-WATER TREATING EPDI	161.71	0.068374750	11.06
CHEMICALS-WATER TREATING EPDI	33.17	0.068374750	2.27
COMPANY SUPERVISION MEWBOURNE OIL COMPANY	1,300.00	0.068374750	88.89
EMISSIONS CONTROL EQUIPMENT MAINTENANCE KEYSTONE PUMP & SUPPLY LI	559.20	0.068374750	38.24
EMISSIONS CONTROL EQUIPMENT MAINTENANCE G&A FABRICATION LLC	260.42	0.068374750	17.80
EMISSIONS CONTROL EQUIPMENT MAINTENANCE G&A FABRICATION LLC	152.36	0.068374750	10.42
EMISSIONS CONTROL EQUIPMENT MAINTENANCE TRINITY OILFIELD SERVICES &	237.38	0.068374750	16.23
FUEL/ POWER / ELECTRICAL XCEL ENERGY	3,178.20	0.068374750	217.30
LEASE & FACILITY MEWBOURNE OIL COMPANY	412.50	0.068374750	28.21
LEASE & FACILITY MEWBOURNE OIL COMPANY	412.50	0.068374750	28.21
LEASE & FACILITY MEWBOURNE OIL COMPANY	206.25	0.068374750	14.10
LEASE & FACILITY MEWBOURNE OIL COMPANY	206.25	0.068374750	14.10
LEASE & FACILITY MEWBOURNE OIL COMPANY	272.25	0.068374750	18.61
LEASE & FACILITY MEWBOURNE OIL COMPANY	412.50	0.068374750	28.21
LEASE & FACILITY MAINTENANCE MPS ENTERPRISES INC	5.73	0.068374750	0.39
LEASE & FACILITY MAINTENANCE MPS ENTERPRISES INC	127.25	0.068374750	8.70
LEASE & FACILITY MAINTENANCE MPS ENTERPRISES INC	21.44	0.068374750	1.47
LEASE & FACILITY MAINTENANCE L & E SERVICES LLC	34.92	0.068374750	2.39
LEASE & FACILITY MAINTENANCE HR COMPRESSION & SERVICE	1,092.50	0.068374750	74.70
LEASE & FACILITY MAINTENANCE HR COMPRESSION & SERVICE	1,072.09	0.068374750	73.31
LEASE & FACILITY MAINTENANCE GUNS UP SERVICES	118.31	0.068374750	8.09
LEASE & FACILITY MAINTENANCE INGRAM PROFESSIONAL SERV	25.16	0.068374750	1.72
LEASE & FACILITY MAINTENANCE INGRAM PROFESSIONAL SERV	118.69	0.068374750	8.11
LEASE & FACILITY MAINTENANCE TRINITY OILFIELD SERVICES &	31.65	0.068374750	2.16
LEASE & FACILITY MAINTENANCE TRINITY OILFIELD SERVICES &	38.24	0.068374750	2.61
LEASE & FACILITY MAINTENANCE TRINITY OILFIELD SERVICES &	39.56	0.068374750	2.71
LEASE & FACILITY MAINTENANCE TRINITY OILFIELD SERVICES &	39.56	0.068374750	2.71
LEASE & FACILITY MAINTENANCE TRINITY OILFIELD SERVICES &	39.56	0.068374750	2.71
LEASE & FACILITY MAINTENANCE TRINITY OILFIELD SERVICES &	41.82	0.068374750	2.86

## MEWBOURNE OIL COMPANY

Page 7

SIANA OIL & GAS CO, LLC  
TOM M RAGSDALE  
P O BOX 2246  
CONROE, TX 77305

INVOICE NO.: 202108-28495  
INVOICE DATE: 8-31-2021  
OWNER: 035904-1  
BILLING FOR: August 2021

REFERENCE/DESCRIPTION OF CHARGES		GROSS CHARGES	WORKING INTEREST	NET CHARGE
LEASE & FACILITY MAINTENANCE	TRINITY OILFIELD SERVICES &	39.56	0.068374750	2.71
LEASE & FACILITY MAINTENANCE	TRINITY OILFIELD SERVICES &	40.88	0.068374750	2.80
LEASE & FACILITY MAINTENANCE	TRINITY OILFIELD SERVICES &	36.92	0.068374750	2.53
LEASE & FACILITY MAINTENANCE	TRINITY OILFIELD SERVICES &	34.29	0.068374750	2.35
LEASE & FACILITY MAINTENANCE	TRINITY OILFIELD SERVICES &	14.40	0.068374750	0.99
LEASE & FACILITY MAINTENANCE	TRINITY OILFIELD SERVICES &	17.14	0.068374750	1.17
LEASE & FACILITY MAINTENANCE	H-M TRUCKING LLC	320.99	0.068374750	21.95
LEASE & FACILITY MAINTENANCE	H-M TRUCKING LLC	320.99	0.068374750	21.95
LEASE & FACILITY MAINTENANCE	JES ENERGY LLC	33.91	0.068374750	2.32
LEASE & FACILITY MAINTENANCE	JES ENERGY LLC	39.56	0.068374750	2.71
LEASE & FACILITY MAINTENANCE	SARGE TRUCKING SERVICES, I	24.51	0.068374750	1.68
LEASE & FACILITY MAINTENANCE	SARGE TRUCKING SERVICES, I	11.53	0.068374750	0.79
MISCELLANEOUS EQUIPMENT RENTAL	MEWBOURNE OIL COMPANY	243.04	0.068374750	16.62
OVERHEAD-FIXED RATE	MEWBOURNE OIL COMPANY	864.03	0.068374750	59.08
PRIME MOVER / PUMP MAINTENANCE	HR COMPRESSION & SERVICES	31.41	0.068374750	2.15
PUMPING	MEWBOURNE OIL COMPANY	900.00	0.068374750	61.54
PUMPING	MEWBOURNE OIL COMPANY	225.00	0.068374750	15.38
RENTAL SERVICES	TOTAL OPERATIONS & PRODU	5,086.00	0.068374750	347.75
SALT WATER DISPOSAL	NGL WATER SOLUTIONS PERM	2,419.91	0.068374750	165.46
SITE RESTORATION & EXCAVATION	SUNDANCE SERVICES WEST I	2.41	0.068374750	0.16
Total Lease Operating Expense Cost		21,806.03		1,491.04

Netted Owner

**62392000-30 SUBTOTAL** **21,806.03** **1,491.04**  
**PROPERTY 62392000 TOTAL** **22,657.50** **1,549.26**

**PROPERTY: 62774000 62774000-20 IBEX 10 B3MD FED COM 1H**Equipment Beyond Wellhead

ELECTRICAL INSTALLATIONS	INGRAM PROFESSIONAL SERV	1,032.67	0.052753640	54.48
ELECTRICAL INSTALLATIONS	INGRAM PROFESSIONAL SERV	185.59	0.052753640	9.79
ELECTRICAL INSTALLATIONS	INGRAM PROFESSIONAL SERV	350.24	0.052753640	18.48
Total Equipment Beyond Wellhead Cost		1,568.50		82.75

**62774000-20 SUBTOTAL** **1,568.50** **82.75**  
**PROPERTY: 62774000 62774000-30 IBEX 10 B3MD FED COM 1H**

Lease Operating Expense

AUTOMATION MAINTENANCE	AMERICAN MILLENNIUM COR	27.08	0.052753640	1.43
AUTOMATION MAINTENANCE	TANKLOGIX LLC	69.96	0.052753640	3.69
CHEMICALS-WATER TREATING	JACAM CATALYST LLC	448.38	0.052753640	23.65
CHEMICALS-WATER TREATING	EPDI	568.57	0.052753640	29.99
CHEMICALS-WATER TREATING	EPDI	116.63	0.052753640	6.15
COMPANY SUPERVISION	MEWBOURNE OIL COMPANY	1,300.00	0.052753640	68.58
EMISSIONS CONTROL EQUIPMENT MAINTENANCE	KEYSTONE PUMP & SUPPLY LI	309.88	0.052753640	16.35
EMISSIONS CONTROL EQUIPMENT MAINTENANCE	K&S OILFIELD SUPPLIES LLC	195.30	0.052753640	10.30



## MEWBOURNE OIL COMPANY

Page 8

SIANA OIL & GAS CO, LLC  
TOM M RAGSDALE  
P O BOX 2246  
CONROE, TX 77305

INVOICE NO.: 202108-28495

INVOICE DATE: 8-31-2021

OWNER: 035904-1

BILLING FOR: August 2021

REFERENCE/DESCRIPTION OF CHARGES		GROSS CHARGES	WORKING INTEREST	NET CHARGE
EMISSIONS CONTROL EQUIPMENT MAINTENANCE	G&A FABRICATION LLC	152.36	0.052753640	8.04
EMISSIONS CONTROL EQUIPMENT MAINTENANCE	TRINITY OILFIELD SERVICES &	237.37	0.052753640	12.52
FUEL/ POWER / ELECTRICAL	XCEL ENERGY	1,050.75	0.052753640	55.43
LEASE & FACILITY	MEWBOURNE OIL COMPANY	412.50	0.052753640	21.76
LEASE & FACILITY	MEWBOURNE OIL COMPANY	206.25	0.052753640	10.88
LEASE & FACILITY	MEWBOURNE OIL COMPANY	272.25	0.052753640	14.36
LEASE & FACILITY MAINTENANCE	GARNER PUMP & SUPPLY INC	449.82	0.052753640	23.74
LEASE & FACILITY MAINTENANCE	MPS ENTERPRISES INC	11.08	0.052753640	0.58
LEASE & FACILITY MAINTENANCE	MPS ENTERPRISES INC	246.01	0.052753640	12.98
LEASE & FACILITY MAINTENANCE	MPS ENTERPRISES INC	41.45	0.052753640	2.19
LEASE & FACILITY MAINTENANCE	L & E SERVICES LLC	67.49	0.052753640	3.56
LEASE & FACILITY MAINTENANCE	GUNS UP SERVICES	228.73	0.052753640	12.07
LEASE & FACILITY MAINTENANCE	INGRAM PROFESSIONAL SERV	48.65	0.052753640	2.57
LEASE & FACILITY MAINTENANCE	INGRAM PROFESSIONAL SERV	464.21	0.052753640	24.49
LEASE & FACILITY MAINTENANCE	TRINITY OILFIELD SERVICES &	31.65	0.052753640	1.67
LEASE & FACILITY MAINTENANCE	TRINITY OILFIELD SERVICES &	38.25	0.052753640	2.02
LEASE & FACILITY MAINTENANCE	TRINITY OILFIELD SERVICES &	39.56	0.052753640	2.09
LEASE & FACILITY MAINTENANCE	TRINITY OILFIELD SERVICES &	39.56	0.052753640	2.09
LEASE & FACILITY MAINTENANCE	TRINITY OILFIELD SERVICES &	39.56	0.052753640	2.09
LEASE & FACILITY MAINTENANCE	TRINITY OILFIELD SERVICES &	41.82	0.052753640	2.20
LEASE & FACILITY MAINTENANCE	TRINITY OILFIELD SERVICES &	39.56	0.052753640	2.09
LEASE & FACILITY MAINTENANCE	TRINITY OILFIELD SERVICES &	40.89	0.052753640	2.15
LEASE & FACILITY MAINTENANCE	TRINITY OILFIELD SERVICES &	36.93	0.052753640	1.95
LEASE & FACILITY MAINTENANCE	TRINITY OILFIELD SERVICES &	34.29	0.052753640	1.81
LEASE & FACILITY MAINTENANCE	TRINITY OILFIELD SERVICES &	27.84	0.052753640	1.47
LEASE & FACILITY MAINTENANCE	TRINITY OILFIELD SERVICES &	17.15	0.052753640	0.90
LEASE & FACILITY MAINTENANCE	H-M TRUCKING LLC	275.13	0.052753640	14.51
LEASE & FACILITY MAINTENANCE	JES ENERGY LLC	33.91	0.052753640	1.79
LEASE & FACILITY MAINTENANCE	JES ENERGY LLC	39.56	0.052753640	2.09
LEASE & FACILITY MAINTENANCE	SARGE TRUCKING SERVICES, I	24.51	0.052753640	1.29
LEASE & FACILITY MAINTENANCE	SARGE TRUCKING SERVICES, I	11.54	0.052753640	0.60
MISCELLANEOUS EQUIPMENT RENTAL	MEWBOURNE OIL COMPANY	243.04	0.052753640	12.82
OVERHEAD-FIXED RATE	MEWBOURNE OIL COMPANY	889.09	0.052753640	46.90
PRIME MOVER / PUMP MAINTENANCE	HR COMPRESSION & SERVICES	1,686.59	0.052753640	88.97
PRIME MOVER / PUMP MAINTENANCE	HR COMPRESSION & SERVICES	57.86	0.052753640	3.05
PRIME MOVER / PUMP MAINTENANCE	HR COMPRESSION & SERVICES	822.98	0.052753640	43.42
PRIME MOVER / PUMP MAINTENANCE	WILDCAT PUMP & ENGINE REI	630.73	0.052753640	33.27
PUMPING	MEWBOURNE OIL COMPANY	900.00	0.052753640	47.48
PUMPING	MEWBOURNE OIL COMPANY	450.00	0.052753640	23.74
RENTAL SERVICES	SERVICE COMPRESSION LLC	253.23	0.052753640	13.36
RENTAL SERVICES	SERVICE COMPRESSION LLC	253.23	0.052753640	13.36
RENTAL SERVICES	SERVICE COMPRESSION LLC	4,503.23	0.052753640	237.56

## MEWBOURNE OIL COMPANY

SIANA OIL & GAS CO, LLC  
TOM M RAGSDALE  
P O BOX 2246  
CONROE, TX 77305

INVOICE NO.: 202108-28495  
INVOICE DATE: 8-31-2021  
OWNER: 035904-1  
BILLING FOR: August 2021

REFERENCE/DESCRIPTION OF CHARGES	GROSS CHARGES	WORKING INTEREST	NET CHARGE
SALT WATER DISPOSAL NGL WATER SOLUTIONS PERM	4,570.94	0.052753640	241.13
SITE RESTORATION & EXCAVATION TRINITY OILFIELD SERVICES &	334.96	0.052753640	17.67
SITE RESTORATION & EXCAVATION SUNDANCE SERVICES WEST II	4.67	0.052753640	0.25
Total Lease Operating Expense Cost	23,336.98		1,231.10

62774000-30 SUBTOTAL

23,336.98

1,231.10

PROPERTY 62774000 TOTAL

24,905.48

1,313.85

PROPERTY: 62775000 62775000-20 IBEX 10 B3NC FED COM 1H

Equipment Beyond Wellhead

ELECTRICAL INSTALLATIONS	INGRAM PROFESSIONAL SERV	944.17	0.052753640	49.81
ELECTRICAL INSTALLATIONS	INGRAM PROFESSIONAL SERV	169.67	0.052753640	8.95
ELECTRICAL INSTALLATIONS	INGRAM PROFESSIONAL SERV	320.21	0.052753640	16.89
Total Equipment Beyond Wellhead Cost		1,434.05		75.65

62775000-20 SUBTOTAL

1,434.05

75.65

PROPERTY: 62775000 62775000-30 IBEX 10 B3NC FED COM 1H

Lease Operating Expense

AUTOMATION MAINTENANCE	AMERICAN MILLENNIUM COR	27.08	0.052753640	1.43
AUTOMATION MAINTENANCE	TANKLOGIX LLC	69.98	0.052753640	3.69
CHEMICALS-WATER TREATING	JACAM CATALYST LLC	448.38	0.052753640	23.65
CHEMICALS-WATER TREATING	JACAM CATALYST LLC	448.38	0.052753640	23.65
CHEMICALS-WATER TREATING	EPDI	386.00	0.052753640	20.36
CHEMICALS-WATER TREATING	EPDI	79.18	0.052753640	4.18
COMPANY SUPERVISION	MEWBOURNE OIL COMPANY	1,300.00	0.052753640	68.58
EMISSIONS CONTROL EQUIPMENT MAINTENANCE	KEYSTONE PUMP & SUPPLY LI	309.88	0.052753640	16.35
EMISSIONS CONTROL EQUIPMENT MAINTENANCE	K&S OILFIELD SUPPLIES LLC	195.30	0.052753640	10.30
EMISSIONS CONTROL EQUIPMENT MAINTENANCE	G&A FABRICATION LLC	152.36	0.052753640	8.04
EMISSIONS CONTROL EQUIPMENT MAINTENANCE	TRINITY OILFIELD SERVICES &	237.38	0.052753640	12.52
FUEL/ POWER / ELECTRICAL	XCEL ENERGY	928.71	0.052753640	48.99
LEASE & FACILITY	MEWBOURNE OIL COMPANY	412.50	0.052753640	21.76
LEASE & FACILITY	MEWBOURNE OIL COMPANY	206.25	0.052753640	10.88
LEASE & FACILITY	MEWBOURNE OIL COMPANY	272.25	0.052753640	14.36
LEASE & FACILITY MAINTENANCE	GARNER PUMP & SUPPLY INC	449.83	0.052753640	23.74
LEASE & FACILITY MAINTENANCE	MPS ENTERPRISES INC	6.11	0.052753640	0.32
LEASE & FACILITY MAINTENANCE	MPS ENTERPRISES INC	135.73	0.052753640	7.16
LEASE & FACILITY MAINTENANCE	MPS ENTERPRISES INC	22.87	0.052753640	1.20
LEASE & FACILITY MAINTENANCE	L & E SERVICES LLC	37.24	0.052753640	1.96
LEASE & FACILITY MAINTENANCE	GUNS UP SERVICES	126.19	0.052753640	6.66
LEASE & FACILITY MAINTENANCE	INGRAM PROFESSIONAL SERV	26.85	0.052753640	1.42
LEASE & FACILITY MAINTENANCE	INGRAM PROFESSIONAL SERV	464.25	0.052753640	24.49
LEASE & FACILITY MAINTENANCE	TRINITY OILFIELD SERVICES &	31.65	0.052753640	1.67
LEASE & FACILITY MAINTENANCE	TRINITY OILFIELD SERVICES &	38.25	0.052753640	2.02

## MEWBOURNE OIL COMPANY

SIANA OIL & GAS CO, LLC  
TOM M RAGSDALE  
P O BOX 2246  
CONROE, TX 77305

INVOICE NO.: 202108-28495  
INVOICE DATE: 8-31-2021  
OWNER: 035904-1  
BILLING FOR: August 2021

REFERENCE/DESCRIPTION OF CHARGES		GROSS CHARGES	WORKING INTEREST	NET CHARGE
LEASE & FACILITY MAINTENANCE	TRINITY OILFIELD SERVICES &	39.56	0.052753640	2.09
LEASE & FACILITY MAINTENANCE	TRINITY OILFIELD SERVICES &	39.56	0.052753640	2.09
LEASE & FACILITY MAINTENANCE	TRINITY OILFIELD SERVICES &	39.56	0.052753640	2.09
LEASE & FACILITY MAINTENANCE	TRINITY OILFIELD SERVICES &	41.82	0.052753640	2.21
LEASE & FACILITY MAINTENANCE	TRINITY OILFIELD SERVICES &	39.56	0.052753640	2.09
LEASE & FACILITY MAINTENANCE	TRINITY OILFIELD SERVICES &	40.89	0.052753640	2.16
LEASE & FACILITY MAINTENANCE	TRINITY OILFIELD SERVICES &	36.93	0.052753640	1.95
LEASE & FACILITY MAINTENANCE	TRINITY OILFIELD SERVICES &	34.29	0.052753640	1.81
LEASE & FACILITY MAINTENANCE	TRINITY OILFIELD SERVICES &	15.36	0.052753640	0.81
LEASE & FACILITY MAINTENANCE	TRINITY OILFIELD SERVICES &	17.15	0.052753640	0.91
LEASE & FACILITY MAINTENANCE	H-M TRUCKING LLC	275.14	0.052753640	14.51
LEASE & FACILITY MAINTENANCE	JES ENERGY LLC	33.91	0.052753640	1.79
LEASE & FACILITY MAINTENANCE	JES ENERGY LLC	39.56	0.052753640	2.09
LEASE & FACILITY MAINTENANCE	SARGE TRUCKING SERVICES, I	24.51	0.052753640	1.29
LEASE & FACILITY MAINTENANCE	SARGE TRUCKING SERVICES, I	11.54	0.052753640	0.60
MISCELLANEOUS EQUIPMENT RENTAL	MEWBOURNE OIL COMPANY	243.04	0.052753640	12.82
OVERHEAD-FIXED RATE	MEWBOURNE OIL COMPANY	889.09	0.052753640	46.90
PRIME MOVER / PUMP MAINTENANCE	HR COMPRESSION & SERVICES	1,033.73	0.052753640	54.53
PRIME MOVER / PUMP MAINTENANCE	HR COMPRESSION & SERVICES	52.90	0.052753640	2.79
PRIME MOVER / PUMP MAINTENANCE	HR COMPRESSION & SERVICES	504.41	0.052753640	26.61
PRIME MOVER / PUMP MAINTENANCE	WILDCAT PUMP & ENGINE REI	386.55	0.052753640	20.39
PUMPING	MEWBOURNE OIL COMPANY	900.00	0.052753640	47.48
PUMPING	MEWBOURNE OIL COMPANY	450.00	0.052753640	23.74
SALT WATER DISPOSAL	NGL WATER SOLUTIONS PERM	4,033.18	0.052753640	212.77
SITE RESTORATION & EXCAVATION	TRINITY OILFIELD SERVICES &	334.97	0.052753640	17.67
SITE RESTORATION & EXCAVATION	SUNDANCE SERVICES WEST IN	2.58	0.052753640	0.14
Total Lease Operating Expense Cost		16,372.39		863.71
<b>62775000-30 SUBTOTAL</b>		<b>16,372.39</b>		<b>863.71</b>
<b>PROPERTY 62775000 TOTAL</b>		<b>17,806.44</b>		<b>939.36</b>
<b>PROPERTY: 62776000 62776000-20 IBEX 10 B3OB FED COM 1H</b>				
<u>Equipment Beyond Wellhead</u>				
ELECTRICAL INSTALLATIONS	INGRAM PROFESSIONAL SERV	2,153.84	0.032250710	69.46
ELECTRICAL INSTALLATIONS	INGRAM PROFESSIONAL SERV	387.06	0.032250710	12.48
ELECTRICAL INSTALLATIONS	INGRAM PROFESSIONAL SERV	730.48	0.032250710	23.56
Total Equipment Beyond Wellhead Cost		3,271.38		105.50
<b>62776000-20 SUBTOTAL</b>		<b>3,271.38</b>		<b>105.50</b>
<b>PROPERTY: 62776000 62776000-30 IBEX 10 B3OB FED COM 1H</b>				
<u>Lease Operating Expense</u>				
AUTOMATION MAINTENANCE	AMERICAN MILLENNIUM COR	29.26	0.032250710	0.94
CHEMICALS-WATER TREATING	JACAM CATALYST LLC	448.38	0.032250710	14.46

## MEWBOURNE OIL COMPANY

SIANA OIL & GAS CO, LLC  
TOM M RAGSDALE  
P O BOX 2246  
CONROE, TX 77305

INVOICE NO.: 202108-28495  
INVOICE DATE: 8-31-2021  
OWNER: 035904-1  
BILLING FOR: August 2021

REFERENCE/DESCRIPTION OF CHARGES		GROSS CHARGES	WORKING INTEREST	NET CHARGE
CHEMICALS-WATER TREATING	EPDI	469.46	0.032250710	15.14
CHEMICALS-WATER TREATING	EPDI	96.30	0.032250710	3.11
EMISSIONS CONTROL EQUIPMENT MAINTENANCE	G&A FABRICATION LLC	304.71	0.032250710	9.83
FUEL/ POWER / ELECTRICAL	XCEL ENERGY	654.91	0.032250710	21.12
LEASE & FACILITY	MEWBOURNE OIL COMPANY	412.50	0.032250710	13.30
LEASE & FACILITY	MEWBOURNE OIL COMPANY	412.50	0.032250710	13.30
LEASE & FACILITY	MEWBOURNE OIL COMPANY	561.00	0.032250710	18.09
LEASE & FACILITY MAINTENANCE	GARNER PUMP & SUPPLY INC	157.22	0.032250710	5.07
LEASE & FACILITY MAINTENANCE	MPS ENTERPRISES INC	22.53	0.032250710	0.73
LEASE & FACILITY MAINTENANCE	MPS ENTERPRISES INC	500.50	0.032250710	16.14
LEASE & FACILITY MAINTENANCE	MPS ENTERPRISES INC	84.34	0.032250710	2.72
LEASE & FACILITY MAINTENANCE	L & E SERVICES LLC	137.32	0.032250710	4.43
LEASE & FACILITY MAINTENANCE	GUNS UP SERVICES	465.36	0.032250710	15.01
LEASE & FACILITY MAINTENANCE	INGRAM PROFESSIONAL SERV	98.97	0.032250710	3.19
LEASE & FACILITY MAINTENANCE	INGRAM PROFESSIONAL SERV	767.22	0.032250710	24.74
LEASE & FACILITY MAINTENANCE	TRINITY OILFIELD SERVICES &	129.24	0.032250710	4.17
LEASE & FACILITY MAINTENANCE	TRINITY OILFIELD SERVICES &	31.65	0.032250710	1.02
LEASE & FACILITY MAINTENANCE	TRINITY OILFIELD SERVICES &	38.24	0.032250710	1.23
LEASE & FACILITY MAINTENANCE	TRINITY OILFIELD SERVICES &	39.56	0.032250710	1.28
LEASE & FACILITY MAINTENANCE	TRINITY OILFIELD SERVICES &	39.56	0.032250710	1.28
LEASE & FACILITY MAINTENANCE	TRINITY OILFIELD SERVICES &	39.56	0.032250710	1.28
LEASE & FACILITY MAINTENANCE	TRINITY OILFIELD SERVICES &	41.82	0.032250710	1.35
LEASE & FACILITY MAINTENANCE	TRINITY OILFIELD SERVICES &	39.56	0.032250710	1.28
LEASE & FACILITY MAINTENANCE	TRINITY OILFIELD SERVICES &	40.87	0.032250710	1.32
LEASE & FACILITY MAINTENANCE	TRINITY OILFIELD SERVICES &	36.92	0.032250710	1.19
LEASE & FACILITY MAINTENANCE	TRINITY OILFIELD SERVICES &	34.29	0.032250710	1.11
LEASE & FACILITY MAINTENANCE	TRINITY OILFIELD SERVICES &	56.64	0.032250710	1.83
LEASE & FACILITY MAINTENANCE	TRINITY OILFIELD SERVICES &	17.14	0.032250710	0.55
LEASE & FACILITY MAINTENANCE	JES ENERGY LLC	33.91	0.032250710	1.09
LEASE & FACILITY MAINTENANCE	JES ENERGY LLC	39.56	0.032250710	1.28
LEASE & FACILITY MAINTENANCE	TNT SPECIALTIES DBA TNT OI	36.42	0.032250710	1.17
LEASE & FACILITY MAINTENANCE	SARGE TRUCKING SERVICES, I	24.51	0.032250710	0.79
LEASE & FACILITY MAINTENANCE	SARGE TRUCKING SERVICES, I	11.53	0.032250710	0.37
MISCELLANEOUS EQUIPMENT RENTAL	MEWBOURNE OIL COMPANY	243.04	0.032250710	7.84
OVERHEAD-FIXED RATE	MEWBOURNE OIL COMPANY	889.09	0.032250710	28.67
PRIME MOVER / PUMP MAINTENANCE	HR COMPRESSION & SERVICE	1,395.65	0.032250710	45.01
PRIME MOVER / PUMP MAINTENANCE	HR COMPRESSION & SERVICE	49.59	0.032250710	1.60
PUMPING	MEWBOURNE OIL COMPANY	900.00	0.032250710	29.03
PUMPING	MEWBOURNE OIL COMPANY	450.00	0.032250710	14.51
RENTAL SERVICES	NATURAL GAS SERVICES GRO	2,519.85	0.032250710	81.27
RENTAL SERVICES	NATURAL GAS SERVICES GRO	4,199.74	0.032250710	135.44
RENTAL SERVICES	NATURAL GAS SERVICES GRO	4,199.74	0.032250710	135.44

## MEWBOURNE OIL COMPANY

SIANA OIL & GAS CO, LLC  
TOM M RAGSDALE  
P O BOX 2246  
CONROE, TX 77305

INVOICE NO.: 202108-28495  
INVOICE DATE: 8-31-2021  
OWNER: 035904-1  
BILLING FOR: August 2021

REFERENCE/DESCRIPTION OF CHARGES		GROSS CHARGES	WORKING INTEREST	NET CHARGE
SALT WATER DISPOSAL	TRINITY OILFIELD SERVICES &	117.42	0.032250710	3.79
SALT WATER DISPOSAL	TRINITY OILFIELD SERVICES &	117.42	0.032250710	3.79
SALT WATER DISPOSAL	NGL WATER SOLUTIONS PERM	3,629.86	0.032250710	117.07
SITE RESTORATION & EXCAVATION	SUNDANCE SERVICES WEST IT	9.50	0.032250710	0.31
Total Lease Operating Expense Cost		25,074.36		808.68

62776000-30 SUBTOTAL

25,074.36

808.68

PROPERTY 62776000 TOTAL

28,345.74

914.18

PROPERTY: 62906000 62906000-20 GAZELLE 22 B2MD FED COM 2H

Equipment Beyond Wellhead

ELECTRICAL INSTALLATIONS	INGRAM PROFESSIONAL SERV	1,268.72	0.196991940	249.93
ELECTRICAL INSTALLATIONS	INGRAM PROFESSIONAL SERV	228.01	0.196991940	44.91
ELECTRICAL INSTALLATIONS	INGRAM PROFESSIONAL SERV	430.29	0.196991940	84.77
Total Equipment Beyond Wellhead Cost		1,927.02		379.61

62906000-20 SUBTOTAL

1,927.02

379.61

PROPERTY: 62906000 62906000-30 GAZELLE 22 B2MD FED COM 2H

Lease Operating Expense

AUTOMATION MAINTENANCE	AMERICAN MILLENNIUM COR	15.54	0.196991940	3.06
CHEMICALS-PARAFFIN CONTROL	CRAIN HOT OIL SERVICE LLC	686.40	0.196991940	135.21
CHEMICALS-WATER TREATING	JACAM CATALYST LLC	448.38	0.196991940	88.33
CHEMICALS-WATER TREATING	JACAM CATALYST LLC	448.38	0.196991940	88.33
CHEMICALS-WATER TREATING	EPDI	137.15	0.196991940	27.01
CHEMICALS-WATER TREATING	EPDI	23.65	0.196991940	4.66
COMPANY SUPERVISION	MEWBOURNE OIL COMPANY	975.00	0.196991940	192.07
COMPANY SUPERVISION	MEWBOURNE OIL COMPANY	2,600.00	0.196991940	512.18
COMPANY SUPERVISION	MEWBOURNE OIL COMPANY	650.00	0.196991940	128.04
EMISSIONS CONTROL EQUIPMENT MAINTENANCE	GARNER PUMP & SUPPLY INC	219.35	0.196991940	43.21
EMISSIONS CONTROL EQUIPMENT MAINTENANCE	G&A FABRICATION LLC	86.15	0.196991940	16.97
EMISSIONS CONTROL EQUIPMENT MAINTENANCE	G&A FABRICATION LLC	76.17	0.196991940	15.01
EMISSIONS CONTROL EQUIPMENT MAINTENANCE	G&A FABRICATION LLC	106.39	0.196991940	20.95
EMISSIONS CONTROL EQUIPMENT MAINTENANCE	G&A FABRICATION LLC	76.17	0.196991940	15.01
EMISSIONS CONTROL EQUIPMENT MAINTENANCE	G&A FABRICATION LLC	88.78	0.196991940	17.49
ENVIRONMENTAL & REGULATORY COMPLIANCE	ECOTEST ENERGY SERVICES I	1,801.29	0.196991940	354.84
FUEL/ POWER / ELECTRICAL	XCEL ENERGY	996.35	0.196991940	196.27
LEASE & FACILITY	MEWBOURNE OIL COMPANY	412.50	0.196991940	81.25
LEASE & FACILITY	MEWBOURNE OIL COMPANY	412.50	0.196991940	81.25
LEASE & FACILITY	MEWBOURNE OIL COMPANY	272.25	0.196991940	53.63
LEASE & FACILITY	MEWBOURNE OIL COMPANY	206.25	0.196991940	40.64
LEASE & FACILITY	MEWBOURNE OIL COMPANY	206.25	0.196991940	40.64
LEASE & FACILITY MAINTENANCE	GARNER PUMP & SUPPLY INC	106.31	0.196991940	20.93
LEASE & FACILITY MAINTENANCE	GARNER PUMP & SUPPLY INC	242.30	0.196991940	47.74



## MEWBOURNE OIL COMPANY

SIANA OIL & GAS CO, LLC  
TOM M RAGSDALE  
P O BOX 2246  
CONROE, TX 77305

INVOICE NO.: 202108-28495  
INVOICE DATE: 8-31-2021  
OWNER: 035904-1  
BILLING FOR: August 2021

REFERENCE/DESCRIPTION OF CHARGES		GROSS CHARGES	WORKING INTEREST	NET CHARGE
LEASE & FACILITY MAINTENANCE	MPS ENTERPRISES INC	13.36	0.196991940	2.64
LEASE & FACILITY MAINTENANCE	MPS ENTERPRISES INC	296.90	0.196991940	58.49
LEASE & FACILITY MAINTENANCE	MPS ENTERPRISES INC	50.03	0.196991940	9.85
LEASE & FACILITY MAINTENANCE	L & E SERVICES LLC	81.45	0.196991940	16.05
LEASE & FACILITY MAINTENANCE	GUNS UP SERVICES	276.07	0.196991940	54.38
LEASE & FACILITY MAINTENANCE	TURNCO ENTERPRISES LLC	236.25	0.196991940	46.55
LEASE & FACILITY MAINTENANCE	TURNCO ENTERPRISES LLC	378.00	0.196991940	74.47
LEASE & FACILITY MAINTENANCE	TURNCO ENTERPRISES LLC	288.75	0.196991940	56.89
LEASE & FACILITY MAINTENANCE	TURNCO ENTERPRISES LLC	78.75	0.196991940	15.52
LEASE & FACILITY MAINTENANCE	INGRAM PROFESSIONAL SERV	58.71	0.196991940	11.57
LEASE & FACILITY MAINTENANCE	TRINITY OILFIELD SERVICES &	46.16	0.196991940	9.09
LEASE & FACILITY MAINTENANCE	TRINITY OILFIELD SERVICES &	31.65	0.196991940	6.23
LEASE & FACILITY MAINTENANCE	TRINITY OILFIELD SERVICES &	38.24	0.196991940	7.53
LEASE & FACILITY MAINTENANCE	TRINITY OILFIELD SERVICES &	39.56	0.196991940	7.79
LEASE & FACILITY MAINTENANCE	TRINITY OILFIELD SERVICES &	39.56	0.196991940	7.79
LEASE & FACILITY MAINTENANCE	TRINITY OILFIELD SERVICES &	39.56	0.196991940	7.79
LEASE & FACILITY MAINTENANCE	TRINITY OILFIELD SERVICES &	41.82	0.196991940	8.23
LEASE & FACILITY MAINTENANCE	TRINITY OILFIELD SERVICES &	39.56	0.196991940	7.79
LEASE & FACILITY MAINTENANCE	TRINITY OILFIELD SERVICES &	40.87	0.196991940	8.05
LEASE & FACILITY MAINTENANCE	TRINITY OILFIELD SERVICES &	36.92	0.196991940	7.28
LEASE & FACILITY MAINTENANCE	TRINITY OILFIELD SERVICES &	34.29	0.196991940	6.76
LEASE & FACILITY MAINTENANCE	TRINITY OILFIELD SERVICES &	353.42	0.196991940	69.61
LEASE & FACILITY MAINTENANCE	TRINITY OILFIELD SERVICES &	33.60	0.196991940	6.62
LEASE & FACILITY MAINTENANCE	TRINITY OILFIELD SERVICES &	17.14	0.196991940	3.37
LEASE & FACILITY MAINTENANCE	EP&S LLC	97.18	0.196991940	19.14
LEASE & FACILITY MAINTENANCE	JES ENERGY LLC	33.91	0.196991940	6.68
LEASE & FACILITY MAINTENANCE	JES ENERGY LLC	39.56	0.196991940	7.79
LEASE & FACILITY MAINTENANCE	SARGE TRUCKING SERVICES, I	24.51	0.196991940	4.84
LEASE & FACILITY MAINTENANCE	SARGE TRUCKING SERVICES, I	11.53	0.196991940	2.27
MISCELLANEOUS EQUIPMENT RENTAL	MEWBOURNE OIL COMPANY	243.04	0.196991940	47.88
OVERHEAD-FIXED RATE	MEWBOURNE OIL COMPANY	889.09	0.196991940	175.14
PRIME MOVER / PUMP MAINTENANCE	HR COMPRESSION & SERVICE	71.08	0.196991940	13.99
PRIME MOVER / PUMP MAINTENANCE	HR COMPRESSION & SERVICE	132.73	0.196991940	26.15
PUMPING	MEWBOURNE OIL COMPANY	900.00	0.196991940	177.30
PUMPING	MEWBOURNE OIL COMPANY	450.00	0.196991940	88.65
RENTAL SERVICES	USA COMPRESSION PARTNER	5,011.26	0.196991940	987.17
SALT WATER DISPOSAL	NGL WATER SOLUTIONS PERM	5,108.70	0.196991940	1,006.38
SITE RESTORATION & EXCAVATION	SUNDANCE SERVICES WEST I	5.63	0.196991940	1.11
Total Lease Operating Expense Cost		26,902.35		5,299.55
62906000-30 SUBTOTAL		26,902.35		5,299.55
PROPERTY 62906000 TOTAL		28,829.37		5,679.16

## MEWBOURNE OIL COMPANY

SIANA OIL & GAS CO, LLC  
TOM M RAGSDALE  
P O BOX 2246  
CONROE, TX 77305

INVOICE NO.: 202108-28495  
INVOICE DATE: 8-31-2021  
OWNER: 035904-1  
BILLING FOR: August 2021

REFERENCE/DESCRIPTION OF CHARGES	GROSS CHARGES	WORKING INTEREST	NET CHARGE	
PROPERTY: 62915000 62915000-30 CREEDENCE 21/16 W0ED ST COM 2H				
Lease Operating Expense				
COMPANY SUPERVISION	MEWBOURNE OIL COMPANY	650.00	0.006363620	4.14
EMISSIONS CONTROL EQUIPMENT MAINTENANCE	VAPROX LLC	78.85	0.006363620	0.50
EMISSIONS CONTROL EQUIPMENT MAINTENANCE	VAPROX LLC	423.47	0.006363620	2.69
EMISSIONS CONTROL EQUIPMENT MAINTENANCE	VAPROX LLC	133.39	0.006363620	0.85
EMISSIONS CONTROL EQUIPMENT MAINTENANCE	INGRAM PROFESSIONAL SERV	3,279.63	0.006363620	20.87
EMISSIONS CONTROL EQUIPMENT MAINTENANCE	WILBANKS TRUCKING SERVIC	357.62	0.006363620	2.28
EMISSIONS CONTROL EQUIPMENT MAINTENANCE	AUTOMATED WELLHEAD COM	113.11	0.006363620	0.72
EMISSIONS CONTROL EQUIPMENT MAINTENANCE	AUTOMATED WELLHEAD COM	94.57	0.006363620	0.60
EMISSIONS CONTROL EQUIPMENT MAINTENANCE	AUTOMATED WELLHEAD COM	73.91	0.006363620	0.47
EMISSIONS CONTROL EQUIPMENT MAINTENANCE	SCIENTIFIC AVIATION, INC	125.62	0.006363620	0.80
EMISSIONS CONTROL EQUIPMENT MAINTENANCE	SCIENTIFIC AVIATION, INC	143.75	0.006363620	0.91
ENVIRONMENTAL & REGULATORY COMPLIANCE	ECOTEST ENERGY SERVICES I	450.32	0.006363620	2.87
FUEL/ POWER / ELECTRICAL	XCEL ENERGY	2,761.38	0.006363620	17.57
GATHERING/TREATING/DEHYDRATION	MEWBOURNE OIL COMPANY-I	38.01	0.006363620	0.24
LEASE & FACILITY	MEWBOURNE OIL COMPANY	206.25	0.006363620	1.31
LEASE & FACILITY	MEWBOURNE OIL COMPANY	206.25	0.006363620	1.31
LEASE & FACILITY	MEWBOURNE OIL COMPANY	478.50	0.006363620	3.04
LEASE & FACILITY MAINTENANCE	KEYSTONE PUMP & SUPPLY LI	134.35	0.006363620	0.85
LEASE & FACILITY MAINTENANCE	JADE CONSTRUCTION LLC	111.26	0.006363620	0.71
LEASE & FACILITY MAINTENANCE	JUSTIN WILSON	1,113.50	0.006363620	7.09
OVERHEAD-FIXED RATE	MEWBOURNE OIL COMPANY	889.09	0.006363620	5.66
PUMPING	MEWBOURNE OIL COMPANY	900.00	0.006363620	5.73
PUMPING	MEWBOURNE OIL COMPANY	900.00	0.006363620	5.73
RENTAL SERVICES	KODIAK GAS SERVICES LLC	3,715.83	0.006363620	23.65
SALT WATER DISPOSAL	MEWBOURNE OIL COMPANY	44,760.48	0.006363620	284.84
Total Lease Operating Expense Cost		62,139.14		395.43
62915000-30 SUBTOTAL		62,139.14		395.43
PROPERTY 62915000 TOTAL		62,139.14		395.43

PROPERTY: 62916000 62916000-30 CREEDENCE 21/16 W1ED ST COM 1H					
<u>Lease Operating Expense</u>					
COMPANY SUPERVISION	MEWBOURNE OIL COMPANY	650.00	0.006363620		4.14
EMISSIONS CONTROL EQUIPMENT MAINTENANCE	VAPROX LLC	78.84	0.006363620		0.50
EMISSIONS CONTROL EQUIPMENT MAINTENANCE	VAPROX LLC	423.45	0.006363620		2.69
EMISSIONS CONTROL EQUIPMENT MAINTENANCE	VAPROX LLC	133.38	0.006363620		0.85
EMISSIONS CONTROL EQUIPMENT MAINTENANCE	INGRAM PROFESSIONAL SERV	3,279.60	0.006363620		20.87
EMISSIONS CONTROL EQUIPMENT MAINTENANCE	WILBANKS TRUCKING SERVIC	357.60	0.006363620		2.28
EMISSIONS CONTROL EQUIPMENT MAINTENANCE	AUTOMATED WELLHEAD CON	113.11	0.006363620		0.72
EMISSIONS CONTROL EQUIPMENT MAINTENANCE	AUTOMATED WELLHEAD CON	94.57	0.006363620		0.60
EMISSIONS CONTROL EQUIPMENT MAINTENANCE	AUTOMATED WELLHEAD CON	73.91	0.006363620		0.47

## MEWBOURNE OIL COMPANY

SIANA OIL & GAS CO, LLC  
TOM M RAGSDALE  
P O BOX 2246  
CONROE, TX 77305

INVOICE NO.: 202108-28495  
INVOICE DATE: 8-31-2021  
OWNER: 035904-1  
BILLING FOR: August 2021

REFERENCE/DESCRIPTION OF CHARGES		GROSS CHARGES	WORKING INTEREST	NET CHARGE
EMISSIONS CONTROL EQUIPMENT MAINTENANCE	SCIENTIFIC AVIATION, INC	125.63	0.006363620	0.80
EMISSIONS CONTROL EQUIPMENT MAINTENANCE	SCIENTIFIC AVIATION, INC	143.75	0.006363620	0.91
ENVIRONMENTAL & REGULATORY COMPLIANCE	ECOTEST ENERGY SERVICES I	450.32	0.006363620	2.87
FUEL/ POWER / ELECTRICAL	XCEL ENERGY	4,104.82	0.006363620	26.12
GATHERING/TREATING/DEHYDRATION	MEWBOURNE OIL COMPANY-I	38.01	0.006363620	0.24
LEASE & FACILITY	MEWBOURNE OIL COMPANY	206.25	0.006363620	1.31
LEASE & FACILITY	MEWBOURNE OIL COMPANY	280.50	0.006363620	1.78
LEASE & FACILITY	MEWBOURNE OIL COMPANY	206.25	0.006363620	1.31
LEASE & FACILITY	MEWBOURNE OIL COMPANY	272.25	0.006363620	1.73
LEASE & FACILITY MAINTENANCE	KEYSTONE PUMP & SUPPLY LI	134.35	0.006363620	0.85
LEASE & FACILITY MAINTENANCE	KEYSTONE PUMP & SUPPLY LI	845.09	0.006363620	5.38
LEASE & FACILITY MAINTENANCE	KEYSTONE PUMP & SUPPLY LI	50.39	0.006363620	0.32
LEASE & FACILITY MAINTENANCE	JADE CONSTRUCTION LLC	111.26	0.006363620	0.71
LEASE & FACILITY MAINTENANCE	JADE CONSTRUCTION LLC	556.28	0.006363620	3.54
LEASE & FACILITY MAINTENANCE	JADE CONSTRUCTION LLC	1,557.59	0.006363620	9.91
LEASE & FACILITY MAINTENANCE	JUSTIN WILSON	1,214.15	0.006363620	7.73
OVERHEAD-FIXED RATE	MEWBOURNE OIL COMPANY	889.09	0.006363620	5.66
PUMPING	MEWBOURNE OIL COMPANY	900.00	0.006363620	5.73
PUMPING	MEWBOURNE OIL COMPANY	900.00	0.006363620	5.73
RENTAL SERVICES	KODIAK GAS SERVICES LLC	3,715.83	0.006363620	23.65
SALT WATER DISPOSAL	MEWBOURNE OIL COMPANY	62,690.18	0.006363620	398.94
WELL EQUIPMENT-SURFACE	DIVINE WIRELINE SOLUTIONS	1,298.84	0.006363620	8.27
Total Lease Operating Expense Cost		85,895.29		546.61
<b>62916000-30 SUBTOTAL</b>		<b>85,895.29</b>	<b>546.61</b>	
<b>PROPERTY 62916000 TOTAL</b>		<b>85,895.29</b>	<b>546.61</b>	
<b>PROPERTY: 62948000 62948000-20 INLAND 26/23 B2PI STATE COM 1H</b>				
<u>Intangible Well Cost</u>				
STIMULATION TOE PREPARATION	GARNER PUMP & SUPPLY INC	636.49	0.100000000	63.65
Total Intangible Well Cost Cost		636.49		63.65
<u>Tangible Well Cost</u>				
TUBING HEAD & UPPER SECTION	DIVINE WIRELINE SOLUTIONS	3,466.92	0.100000000	346.69
Total Tangible Well Cost Cost		3,466.92		346.69
<u>Equipment Beyond Wellhead</u>				
AUTOMATION METERING EQUIPMENT	TANKLOGIX LLC	5,898.45	0.100000000	589.84
PRODUCTION EQUIP INSTALLATION	G&A FABRICATION LLC	1,401.09	0.100000000	140.11
Total Equipment Beyond Wellhead Cost		7,299.54		729.95
<b>62948000-20 SUBTOTAL</b>		<b>11,402.95</b>	<b>1,140.29</b>	
<b>PROPERTY: 62948000 62948000-30 INLAND 26/23 B2PI STATE COM 1H</b>				
<u>Lease Operating Expense</u>				
ARTIFICIAL LIFT RENTAL / REPAIR	HUDSON PACKER COMPANY I	1,399.46	0.100000000	139.95

## MEWBOURNE OIL COMPANY

SIANA OIL & GAS CO, LLC  
TOM M RAGSDALE  
P O BOX 2246  
CONROE, TX 77305

INVOICE NO.: 202108-28495

INVOICE DATE: 8-31-2021

OWNER: 035904-1

BILLING FOR: August 2021

REFERENCE/DESCRIPTION OF CHARGES		GROSS CHARGES	WORKING INTEREST	NET CHARGE
CHEMICALS-WATER TREATING	JACAM CATALYST LLC	1,793.50	0.100000000	179.35
CHEMICALS-WATER TREATING	EPDI	995.10	0.100000000	99.51
CHEMICALS-WATER TREATING	EPDI	1,990.20	0.100000000	199.02
COMPANY SUPERVISION	MEWBOURNE OIL COMPANY	650.00	0.100000000	65.00
COMPANY SUPERVISION	MEWBOURNE OIL COMPANY	1,300.00	0.100000000	130.00
COMPRESSOR MAINTENANCE	TRINITY OILFIELD SERVICES &	344.36	0.100000000	34.44
EMISSIONS CONTROL EQUIPMENT MAINTENANCE	GARNER PUMP & SUPPLY INC	219.36	0.100000000	21.94
EMISSIONS CONTROL EQUIPMENT MAINTENANCE	AUTOMATED WELLHEAD COM	856.20	0.100000000	85.62
EMISSIONS CONTROL EQUIPMENT MAINTENANCE	AUTOMATED WELLHEAD COM	186.74	0.100000000	18.67
LEASE & FACILITY	MEWBOURNE OIL COMPANY	825.00	0.100000000	82.50
LEASE & FACILITY	MEWBOURNE OIL COMPANY	206.25	0.100000000	20.62
LEASE & FACILITY	MEWBOURNE OIL COMPANY	225.00	0.100000000	22.50
LEASE & FACILITY MAINTENANCE	GARNER PUMP & SUPPLY INC	36.60	0.100000000	3.66
LEASE & FACILITY MAINTENANCE	GARNER PUMP & SUPPLY INC	58.74	0.100000000	5.87
LEASE & FACILITY MAINTENANCE	GARNER PUMP & SUPPLY INC	589.41	0.100000000	58.94
LEASE & FACILITY MAINTENANCE	GARNER PUMP & SUPPLY INC	244.08	0.100000000	24.41
LEASE & FACILITY MAINTENANCE	TURNCO ENTERPRISES LLC	420.00	0.100000000	42.00
LEASE & FACILITY MAINTENANCE	TURNCO ENTERPRISES LLC	210.00	0.100000000	21.00
LEASE & FACILITY MAINTENANCE	TURNCO ENTERPRISES LLC	105.00	0.100000000	10.50
LEASE & FACILITY MAINTENANCE	TURNCO ENTERPRISES LLC	569.87	0.100000000	56.99
LEASE & FACILITY MAINTENANCE	TURNCO ENTERPRISES LLC	525.00	0.100000000	52.50
LEASE & FACILITY MAINTENANCE	TURNCO ENTERPRISES LLC	210.00	0.100000000	21.00
LEASE & FACILITY MAINTENANCE	INGRAM PROFESSIONAL SERV	206.29	0.100000000	20.63
LEASE & FACILITY MAINTENANCE	INGRAM PROFESSIONAL SERV	124.24	0.100000000	12.42
LEASE & FACILITY MAINTENANCE	TRINITY OILFIELD SERVICES &	223.40	0.100000000	22.34
LEASE & FACILITY MAINTENANCE	H-M TRUCKING LLC	320.99	0.100000000	32.10
LEASE & FACILITY MAINTENANCE	EP&S LLC	3,160.08	0.100000000	316.01
MISCELLANEOUS EQUIPMENT RENTAL	PACE OILFIELD SERVICES INC	157.69	0.100000000	15.77
MISCELLANEOUS EQUIPMENT RENTAL	D&H TRUCKING	3,325.24	0.100000000	332.53
OVERHEAD-FIXED RATE	MEWBOURNE OIL COMPANY	889.09	0.100000000	88.91
PUMPING	MEWBOURNE OIL COMPANY	900.00	0.100000000	90.00
PUMPING	MEWBOURNE OIL COMPANY	900.00	0.100000000	90.00
RENTAL SERVICES	GUNS UP SERVICES	761.92	0.100000000	76.19
RENTAL SERVICES	USA COMPRESSION PARTNERS	4,747.51	0.100000000	474.75
RENTAL SERVICES	MESA NATURAL GAS SOLUTIC	6,781.69	0.100000000	678.17
SALT WATER DISPOSAL	TRINITY OILFIELD SERVICES &	182.78	0.100000000	18.27
SALT WATER DISPOSAL	3 BEAR DELAWARE OPERATIN	12,891.93	0.100000000	1,289.19
SITE RESTORATION & EXCAVATION	R360 ENVIRONMENTAL SOLUT	452.59	0.100000000	45.26
SITE RESTORATION & EXCAVATION	SUNDANCE SERVICES WEST IT	123.41	0.100000000	12.34
WELL EQUIPMENT-SURFACE	GARNER PUMP & SUPPLY INC	335.52	0.100000000	33.55
WELL EQUIPMENT-SURFACE	TURNCO ENTERPRISES LLC	840.00	0.100000000	84.00
WELL EQUIPMENT-SURFACE	DIVINE WIRELINE SOLUTIONS	5,605.37	0.100000000	560.54

## MEWBOURNE OIL COMPANY

Page 17

SIANA OIL & GAS CO, LLC  
TOM M RAGSDALE  
P O BOX 2246  
CONROE, TX 77305

INVOICE NO.: 202108-28495  
INVOICE DATE: 8-31-2021  
OWNER: 035904-1  
BILLING FOR: August 2021

REFERENCE/DESCRIPTION OF CHARGES		GROSS CHARGES	WORKING INTEREST	NET CHARGE
WELL EQUIPMENT-SURFACE	DIVINE WIRELINE SOLUTIONS	350.35	0.100000000	35.04
WELL EQUIPMENT-SURFACE	TNT SPECIALTIES DBA TNT OI	1,629.31	0.100000000	162.93
WELL SERVICE & REPAIR	D & L METERS AND INSTRUMI	3,786.29	0.100000000	378.63
WELL SERVICE & REPAIR	DOUBLE R PIPE & SUPPLY INC	1,534.73	0.100000000	153.48
WELL SERVICE & REPAIR	L & R WELL SERVICE INC	699.32	0.100000000	69.93
WELL SERVICE & REPAIR	L & R WELL SERVICE INC	16,362.61	0.100000000	1,636.26
WELL SERVICE & REPAIR	L & R WELL SERVICE INC	381.45	0.100000000	38.14
WELL SERVICE & REPAIR	L & R WELL SERVICE INC	547.80	0.100000000	54.78
WELL SERVICE & REPAIR	WEATHERFORD US LP	487.41	0.100000000	48.74
WELL SERVICE & REPAIR	GARNER PUMP & SUPPLY INC	1,207.73	0.100000000	120.77
WELL SERVICE & REPAIR	HYDROSTATIC PIPE SERVICE I	2,620.32	0.100000000	262.03
WELL SERVICE & REPAIR	DIVINE ENERGY SERVICES LL	699.62	0.100000000	69.96
WELL SERVICE & REPAIR	L & E SERVICES LLC	2,085.31	0.100000000	208.53
WELL SERVICE & REPAIR	L & E SERVICES LLC	3,821.43	0.100000000	382.14
WELL SERVICE & REPAIR	ASHLEY ENERGY SERVICES LI	836.46	0.100000000	83.65
WELL SERVICE & REPAIR	CARREON SPOOLING SERVICE	9,210.00	0.100000000	921.00
WELL SERVICE & REPAIR	SONIC CONNECTORS, LTD	5,578.15	0.100000000	557.82
Total Lease Operating Expense Cost		108,727.90		10,872.79

62948000-30 SUBTOTAL

108,727.90

10,872.79

PROPERTY 62948000 TOTAL

120,130.85

12,013.08

PROPERTY: 62958000 62958000-20 GAZELLE 22 B3MD FED COM 1H

Equipment Beyond Wellhead

ELECTRICAL INSTALLATIONS	INGRAM PROFESSIONAL SERV	1,121.18	0.196991940	220.86
ELECTRICAL INSTALLATIONS	INGRAM PROFESSIONAL SERV	201.49	0.196991940	39.69
ELECTRICAL INSTALLATIONS	INGRAM PROFESSIONAL SERV	380.25	0.196991940	74.90
Total Equipment Beyond Wellhead Cost		1,702.92		335.45

62958000-20 SUBTOTAL

1,702.92

335.45

PROPERTY: 62958000 62958000-30 GAZELLE 22 B3MD FED COM 1H

Lease Operating Expense

AUTOMATION MAINTENANCE	AMERICAN MILLENNIUM COR	15.54	0.196991940	3.06
CHEMICALS-PARAFFIN CONTROL	CRAIN HOT OIL SERVICE LLC	613.47	0.196991940	120.86
CHEMICALS-WATER TREATING	JACAM CATALYST LLC	896.75	0.196991940	176.65
CHEMICALS-WATER TREATING	JACAM CATALYST LLC	448.38	0.196991940	88.33
CHEMICALS-WATER TREATING	JACAM CATALYST LLC	448.38	0.196991940	88.33
CHEMICALS-WATER TREATING	EPDI	133.43	0.196991940	26.28
CHEMICALS-WATER TREATING	EPDI	23.01	0.196991940	4.53
COMPANY SUPERVISION	MEWBOURNE OIL COMPANY	975.00	0.196991940	192.07
COMPANY SUPERVISION	MEWBOURNE OIL COMPANY	2,600.00	0.196991940	512.18
COMPANY SUPERVISION	MEWBOURNE OIL COMPANY	650.00	0.196991940	128.04
EMISSIONS CONTROL EQUIPMENT MAINTENANCE	GARNER PUMP & SUPPLY INC	219.36	0.196991940	43.21



## MEWBOURNE OIL COMPANY

SIANA OIL & GAS CO, LLC  
TOM M RAGSDALE  
P O BOX 2246  
CONROE, TX 77305

INVOICE NO.: 202108-28495  
INVOICE DATE: 8-31-2021  
OWNER: 035904-1  
BILLING FOR: August 2021

REFERENCE/DESCRIPTION OF CHARGES		GROSS CHARGES	WORKING INTEREST	NET CHARGE
EMISSIONS CONTROL EQUIPMENT MAINTENANCE	G&A FABRICATION LLC	86.18	0.196991940	16.97
EMISSIONS CONTROL EQUIPMENT MAINTENANCE	G&A FABRICATION LLC	76.19	0.196991940	15.01
EMISSIONS CONTROL EQUIPMENT MAINTENANCE	G&A FABRICATION LLC	106.41	0.196991940	20.96
EMISSIONS CONTROL EQUIPMENT MAINTENANCE	G&A FABRICATION LLC	76.19	0.196991940	15.01
EMISSIONS CONTROL EQUIPMENT MAINTENANCE	G&A FABRICATION LLC	88.81	0.196991940	17.49
ENVIRONMENTAL & REGULATORY COMPLIANCE	ECOTEST ENERGY SERVICES I	1,801.29	0.196991940	354.84
FUEL/ POWER / ELECTRICAL	XCEL ENERGY	884.71	0.196991940	174.29
LEASE & FACILITY	MEWBOURNE OIL COMPANY	412.50	0.196991940	81.25
LEASE & FACILITY	MEWBOURNE OIL COMPANY	280.50	0.196991940	55.25
LEASE & FACILITY	MEWBOURNE OIL COMPANY	206.25	0.196991940	40.64
LEASE & FACILITY MAINTENANCE	GARNER PUMP & SUPPLY INC	106.31	0.196991940	20.93
LEASE & FACILITY MAINTENANCE	GARNER PUMP & SUPPLY INC	242.31	0.196991940	47.74
LEASE & FACILITY MAINTENANCE	MPS ENTERPRISES INC	11.46	0.196991940	2.26
LEASE & FACILITY MAINTENANCE	MPS ENTERPRISES INC	254.49	0.196991940	50.14
LEASE & FACILITY MAINTENANCE	MPS ENTERPRISES INC	42.89	0.196991940	8.45
LEASE & FACILITY MAINTENANCE	L & E SERVICES LLC	69.82	0.196991940	13.75
LEASE & FACILITY MAINTENANCE	GUNS UP SERVICES	236.62	0.196991940	46.61
LEASE & FACILITY MAINTENANCE	TURNCO ENTERPRISES LLC	236.25	0.196991940	46.55
LEASE & FACILITY MAINTENANCE	TURNCO ENTERPRISES LLC	378.00	0.196991940	74.47
LEASE & FACILITY MAINTENANCE	TURNCO ENTERPRISES LLC	288.75	0.196991940	56.89
LEASE & FACILITY MAINTENANCE	TURNCO ENTERPRISES LLC	78.75	0.196991940	15.52
LEASE & FACILITY MAINTENANCE	INGRAM PROFESSIONAL SERV	50.33	0.196991940	9.91
LEASE & FACILITY MAINTENANCE	TRINITY OILFIELD SERVICES &	46.16	0.196991940	9.09
LEASE & FACILITY MAINTENANCE	TRINITY OILFIELD SERVICES &	31.65	0.196991940	6.23
LEASE & FACILITY MAINTENANCE	TRINITY OILFIELD SERVICES &	38.25	0.196991940	7.53
LEASE & FACILITY MAINTENANCE	TRINITY OILFIELD SERVICES &	39.56	0.196991940	7.79
LEASE & FACILITY MAINTENANCE	TRINITY OILFIELD SERVICES &	39.56	0.196991940	7.79
LEASE & FACILITY MAINTENANCE	TRINITY OILFIELD SERVICES &	39.56	0.196991940	7.79
LEASE & FACILITY MAINTENANCE	TRINITY OILFIELD SERVICES &	41.83	0.196991940	8.23
LEASE & FACILITY MAINTENANCE	TRINITY OILFIELD SERVICES &	39.56	0.196991940	7.79
LEASE & FACILITY MAINTENANCE	TRINITY OILFIELD SERVICES &	40.89	0.196991940	8.06
LEASE & FACILITY MAINTENANCE	TRINITY OILFIELD SERVICES &	36.93	0.196991940	7.28
LEASE & FACILITY MAINTENANCE	TRINITY OILFIELD SERVICES &	34.29	0.196991940	6.76
LEASE & FACILITY MAINTENANCE	TRINITY OILFIELD SERVICES &	353.43	0.196991940	69.62
LEASE & FACILITY MAINTENANCE	TRINITY OILFIELD SERVICES &	28.80	0.196991940	5.66
LEASE & FACILITY MAINTENANCE	TRINITY OILFIELD SERVICES &	17.15	0.196991940	3.37
LEASE & FACILITY MAINTENANCE	EP&S LLC	97.18	0.196991940	19.14
LEASE & FACILITY MAINTENANCE	EP&S LLC	1,948.68	0.196991940	383.88
LEASE & FACILITY MAINTENANCE	JES ENERGY LLC	33.92	0.196991940	6.68
LEASE & FACILITY MAINTENANCE	JES ENERGY LLC	39.56	0.196991940	7.79
LEASE & FACILITY MAINTENANCE	SARGE TRUCKING SERVICES, I	24.51	0.196991940	4.84
LEASE & FACILITY MAINTENANCE	SARGE TRUCKING SERVICES, I	11.54	0.196991940	2.27

## MEWBOURNE OIL COMPANY

SIANA OIL & GAS CO, LLC  
TOM M RAGSDALE  
P O BOX 2246  
CONROE, TX 77305

INVOICE NO.: 202108-28495  
INVOICE DATE: 8-31-2021  
OWNER: 035904-1  
BILLING FOR: August 2021

REFERENCE/DESCRIPTION OF CHARGES		GROSS CHARGES	WORKING INTEREST	NET CHARGE
MISCELLANEOUS EQUIPMENT RENTAL	MEWBOURNE OIL COMPANY	243.04	0.196991940	47.88
OVERHEAD-FIXED RATE	MEWBOURNE OIL COMPANY	889.09	0.196991940	175.14
PRIME MOVER / PUMP MAINTENANCE	HR COMPRESSION & SERVICE	62.82	0.196991940	12.37
PRIME MOVER / PUMP MAINTENANCE	HR COMPRESSION & SERVICE	185.84	0.196991940	36.61
PUMPING	MEWBOURNE OIL COMPANY	900.00	0.196991940	177.30
PUMPING	MEWBOURNE OIL COMPANY	450.00	0.196991940	88.65
RENTAL SERVICES	KODIAK GAS SERVICES LLC	5,445.00	0.196991940	1,072.62
SALT WATER DISPOSAL	NGL WATER SOLUTIONS PERM	3,898.74	0.196991940	768.01
SITE RESTORATION & EXCAVATION	SUNDANCE SERVICES WEST IT	4.83	0.196991940	0.95
Total Lease Operating Expense Cost		28,100.70		5,535.59
<b>62958000-30 SUBTOTAL</b>		<b>28,100.70</b>		<b>5,535.59</b>
<b>PROPERTY 62958000 TOTAL</b>		<b>29,803.62</b>		<b>5,871.04</b>
<b>PROPERTY: 72076000 72076000-20 INLAND 26/23 B2OJ STATE COM 1H</b>				
<u>Tangible Well Cost</u>				
TUBING HEAD & UPPER SECTION	DIVINE WIRELINE SOLUTIONS	4,693.02	0.100000000	469.30
Total Tangible Well Cost Cost		4,693.02		469.30
<u>Equipment Beyond Wellhead</u>				
AUTOMATION METERING EQUIPMENT	TANKLOGIX LLC	5,898.45	0.100000000	589.84
PRODUCTION EQUIP INSTALLATION	G&A FABRICATION LLC	1,401.10	0.100000000	140.11
Total Equipment Beyond Wellhead Cost		7,299.55		729.95
<b>72076000-20 SUBTOTAL</b>		<b>11,992.57</b>		<b>1,199.25</b>
<b>PROPERTY: 72076000 72076000-30 INLAND 26/23 B2OJ STATE COM 1H</b>				
<u>Lease Operating Expense</u>				
CHEMICALS-WATER TREATING	JACAM CATALYST LLC	1,793.50	0.100000000	179.35
CHEMICALS-WATER TREATING	EPDI	839.95	0.100000000	83.99
CHEMICALS-WATER TREATING	EPDI	1,679.90	0.100000000	167.99
COMPANY SUPERVISION	MEWBOURNE OIL COMPANY	1,300.00	0.100000000	130.00
COMPANY SUPERVISION	MEWBOURNE OIL COMPANY	1,300.00	0.100000000	130.00
EMISSIONS CONTROL EQUIPMENT MAINTENANCE	GARNER PUMP & SUPPLY INC	219.36	0.100000000	21.94
EMISSIONS CONTROL EQUIPMENT MAINTENANCE	AUTOMATED WELLHEAD CON	856.18	0.100000000	85.62
EMISSIONS CONTROL EQUIPMENT MAINTENANCE	AUTOMATED WELLHEAD CON	186.73	0.100000000	18.67
LEASE & FACILITY	MEWBOURNE OIL COMPANY	825.00	0.100000000	82.50
LEASE & FACILITY	MEWBOURNE OIL COMPANY	206.25	0.100000000	20.62
LEASE & FACILITY	MEWBOURNE OIL COMPANY	206.25	0.100000000	20.62
LEASE & FACILITY	MEWBOURNE OIL COMPANY	825.00	0.100000000	82.50
LEASE & FACILITY	MEWBOURNE OIL COMPANY	225.00	0.100000000	22.50
LEASE & FACILITY MAINTENANCE	GARNER PUMP & SUPPLY INC	36.61	0.100000000	3.66
LEASE & FACILITY MAINTENANCE	GARNER PUMP & SUPPLY INC	58.75	0.100000000	5.87
LEASE & FACILITY MAINTENANCE	GARNER PUMP & SUPPLY INC	244.07	0.100000000	24.41
LEASE & FACILITY MAINTENANCE	TURNCO ENTERPRISES LLC	420.00	0.100000000	42.00

## MEWBOURNE OIL COMPANY

SIANA OIL & GAS CO, LLC  
TOM M RAGSDALE  
P O BOX 2246  
CONROE, TX 77305

INVOICE NO.: 202108-28495  
INVOICE DATE: 8-31-2021  
OWNER: 035904-1  
BILLING FOR: August 2021

REFERENCE/DESCRIPTION OF CHARGES		GROSS CHARGES	WORKING INTEREST	NET CHARGE
LEASE & FACILITY MAINTENANCE	TURNCO ENTERPRISES LLC	210.00	0.100000000	21.00
LEASE & FACILITY MAINTENANCE	TURNCO ENTERPRISES LLC	105.00	0.100000000	10.50
LEASE & FACILITY MAINTENANCE	TURNCO ENTERPRISES LLC	569.89	0.100000000	56.99
LEASE & FACILITY MAINTENANCE	TURNCO ENTERPRISES LLC	210.00	0.100000000	21.00
LEASE & FACILITY MAINTENANCE	INGRAM PROFESSIONAL SERV	124.25	0.100000000	12.42
LEASE & FACILITY MAINTENANCE	TRINITY OILFIELD SERVICES &	182.78	0.100000000	18.27
LEASE & FACILITY MAINTENANCE	H-M TRUCKING LLC	320.99	0.100000000	32.10
LEASE & FACILITY MAINTENANCE	VANZANDT CONTROLS, LLC	565.00	0.100000000	56.50
MISCELLANEOUS EQUIPMENT RENTAL	PACE OILFIELD SERVICES INC	157.69	0.100000000	15.77
MISCELLANEOUS EQUIPMENT RENTAL	D&H TRUCKING	3,325.26	0.100000000	332.53
OVERHEAD-FIXED RATE	MEWBOURNE OIL COMPANY	889.09	0.100000000	88.91
PUMPING	MEWBOURNE OIL COMPANY	900.00	0.100000000	90.00
PUMPING	MEWBOURNE OIL COMPANY	900.00	0.100000000	90.00
RENTAL SERVICES	GUNS UP SERVICES	761.92	0.100000000	76.19
RENTAL SERVICES	USA COMPRESSION PARTNERS	4,747.51	0.100000000	474.75
SALT WATER DISPOSAL	TRINITY OILFIELD SERVICES &	149.55	0.100000000	14.95
SALT WATER DISPOSAL	3 BEAR DELAWARE OPERATIN	10,234.39	0.100000000	1,023.44
SITE RESTORATION & EXCAVATION	R360 ENVIRONMENTAL SOLUT	452.60	0.100000000	45.26
SITE RESTORATION & EXCAVATION	SUNDANCE SERVICES WEST IN	123.41	0.100000000	12.34
Total Lease Operating Expense Cost		36,151.88		3,615.16
<b>72076000-30 SUBTOTAL</b>		<b>36,151.88</b>		<b>3,615.16</b>
<b>PROPERTY 72076000 TOTAL</b>		<b>48,144.45</b>		<b>4,814.41</b>
<b>PROPERTY: 72185000 72185000-20 CREEDENCE 21/16 W0FC ST COM 4H</b>				
<u>Intangible Well Cost</u>				
TRANSPORTATION	FLEXSTEEL USA LLC	2,193.23	0.006363620	13.96
Total Intangible Well Cost Cost		2,193.23		13.96
<u>Equipment Beyond Wellhead</u>				
FITTINGS / VALVES & ACCESSORIES	JET SPECIALTY & SUPPLY INC	3,177.36	0.006363620	20.22
FITTINGS / VALVES & ACCESSORIES	FLEXSTEEL USA LLC	48,339.69	0.006363620	307.62
Total Equipment Beyond Wellhead Cost		51,517.05		327.84
<b>72185000-20 SUBTOTAL</b>		<b>53,710.28</b>		<b>341.80</b>
<b>PROPERTY: 72185000 72185000-30 CREEDENCE 21/16 W0FC ST COM 4H</b>				
<u>Lease Operating Expense</u>				
CHEMICALS-CORROSION TREATING	IMPERATIVE CHEMICAL PART	625.04	0.006363620	3.98
CHEMICALS-CORROSION TREATING	IMPERATIVE CHEMICAL PART	473.52	0.006363620	3.01
COMPANY SUPERVISION	MEWBOURNE OIL COMPANY	325.00	0.006363620	2.07
COMPANY SUPERVISION	MEWBOURNE OIL COMPANY	975.00	0.006363620	6.20
COMPANY SUPERVISION	MEWBOURNE OIL COMPANY	650.00	0.006363620	4.14
CONTRACT SUPERVISION	TURNCO ENTERPRISES LLC	66.25	0.006363620	0.42
CONTRACT SUPERVISION	TURNCO ENTERPRISES LLC	1,372.50	0.006363620	8.73

## MEWBOURNE OIL COMPANY

Page 21

SIANA OIL & GAS CO, LLC  
TOM M RAGSDALE  
P O BOX 2246  
CONROE, TX 77305

INVOICE NO.: 202108-28495  
INVOICE DATE: 8-31-2021  
OWNER: 035904-1  
BILLING FOR: August 2021

REFERENCE/DESCRIPTION OF CHARGES		GROSS CHARGES	WORKING INTEREST	NET CHARGE
CONTRACT SUPERVISION	TURNCO ENTERPRISES LLC	66.25	0.006363620	0.42
CONTRACT SUPERVISION	TURNCO ENTERPRISES LLC	66.25	0.006363620	0.42
CONTRACT SUPERVISION	TURNCO ENTERPRISES LLC	1,601.25	0.006363620	10.19
CONTRACT SUPERVISION	TURNCO ENTERPRISES LLC	1,496.25	0.006363620	9.52
CONTRACT SUPERVISION	TURNCO ENTERPRISES LLC	129.75	0.006363620	0.83
CONTRACT SUPERVISION	TURNCO ENTERPRISES LLC	114.38	0.006363620	0.73
CONTRACT SUPERVISION	TURNCO ENTERPRISES LLC	1,685.25	0.006363620	10.72
CONTRACT SUPERVISION	TURNCO ENTERPRISES LLC	1,601.25	0.006363620	10.19
CONTRACT SUPERVISION	D&H TRUCKING	404.54	0.006363620	2.57
EMISSIONS CONTROL EQUIPMENT MAINTENANCE	VAPROX LLC	78.85	0.006363620	0.50
EMISSIONS CONTROL EQUIPMENT MAINTENANCE	VAPROX LLC	423.48	0.006363620	2.69
EMISSIONS CONTROL EQUIPMENT MAINTENANCE	VAPROX LLC	133.40	0.006363620	0.85
EMISSIONS CONTROL EQUIPMENT MAINTENANCE	INGRAM PROFESSIONAL SERV	3,279.64	0.006363620	20.87
EMISSIONS CONTROL EQUIPMENT MAINTENANCE	WILBANKS TRUCKING SERVIC	357.62	0.006363620	2.28
EMISSIONS CONTROL EQUIPMENT MAINTENANCE	AUTOMATED WELLHEAD COM	113.12	0.006363620	0.72
EMISSIONS CONTROL EQUIPMENT MAINTENANCE	AUTOMATED WELLHEAD COM	94.57	0.006363620	0.60
EMISSIONS CONTROL EQUIPMENT MAINTENANCE	AUTOMATED WELLHEAD COM	73.91	0.006363620	0.47
EMISSIONS CONTROL EQUIPMENT MAINTENANCE	SCIENTIFIC AVIATION, INC	125.62	0.006363620	0.80
EMISSIONS CONTROL EQUIPMENT MAINTENANCE	SCIENTIFIC AVIATION, INC	143.75	0.006363620	0.91
ENVIRONMENTAL & REGULATORY COMPLIANCE	ECOTEST ENERGY SERVICES I	450.33	0.006363620	2.87
FUEL/ POWER / ELECTRICAL	XCEL ENERGY	4,938.63	0.006363620	31.43
GATHERING/TREATING/DEHYDRATION	MEWBOURNE OIL COMPANY-I	38.01	0.006363620	0.24
LEASE & FACILITY	MEWBOURNE OIL COMPANY	206.25	0.006363620	1.31
LEASE & FACILITY	MEWBOURNE OIL COMPANY	206.25	0.006363620	1.31
LEASE & FACILITY	MEWBOURNE OIL COMPANY	412.50	0.006363620	2.62
LEASE & FACILITY	MEWBOURNE OIL COMPANY	280.50	0.006363620	1.78
LEASE & FACILITY MAINTENANCE	KEYSTONE PUMP & SUPPLY LI	134.36	0.006363620	0.85
LEASE & FACILITY MAINTENANCE	KEYSTONE PUMP & SUPPLY LI	45.73	0.006363620	0.29
LEASE & FACILITY MAINTENANCE	STANDARD OIL FIELD SUPPLY	22.25	0.006363620	0.14
LEASE & FACILITY MAINTENANCE	JADE CONSTRUCTION LLC	111.25	0.006363620	0.71
LEASE & FACILITY MAINTENANCE	JADE CONSTRUCTION LLC	445.02	0.006363620	2.83
OVERHEAD-FIXED RATE	MEWBOURNE OIL COMPANY	807.20	0.006363620	5.14
PUMPING	MEWBOURNE OIL COMPANY	900.00	0.006363620	5.73
PUMPING	MEWBOURNE OIL COMPANY	900.00	0.006363620	5.73
RENTAL SERVICES	KODIAK GAS SERVICES LLC	3,715.83	0.006363620	23.65
SALT WATER DISPOSAL	MEWBOURNE OIL COMPANY	42,513.49	0.006363620	270.54
Total Lease Operating Expense Cost		72,604.04		462.00
72185000-30 SUBTOTAL		72,604.04		462.00
PROPERTY 72185000 TOTAL		126,314.32		803.80
72185000PREPAYMENTS				-803.80
PROPERTY: 72186000 72186000-20 CREEDENCE 21/16 W1FC ST COM 3H				

## MEWBOURNE OIL COMPANY

SIANA OIL & GAS CO, LLC  
TOM M RAGSDALE  
P O BOX 2246  
CONROE, TX 77305

INVOICE NO.: 202108-28495  
INVOICE DATE: 8-31-2021  
OWNER: 035904-1  
BILLING FOR: August 2021

REFERENCE/DESCRIPTION OF CHARGES		GROSS CHARGES	WORKING INTEREST	NET CHARGE
<u>Intangible Well Cost</u>				
TRANSPORTATION	FLEXSTEEL USA LLC	2,193.23	0.006363620	13.96
Total Intangible Well Cost Cost		2,193.23		13.96
<u>Equipment Beyond Wellhead</u>				
FITTINGS / VALVES & ACCESSORIES	JET SPECIALTY & SUPPLY INC	3,177.19	0.006363620	20.22
FITTINGS / VALVES & ACCESSORIES	FLEXSTEEL USA LLC	48,339.66	0.006363620	307.62
Total Equipment Beyond Wellhead Cost		51,516.85		327.84
<b>72186000-20 SUBTOTAL</b>		<b>53,710.08</b>	<b>341.80</b>	
<b>PROPERTY: 72186000 72186000-30 CREEDENCE 21/16 WIFC ST COM 3H</b>				
<u>Lease Operating Expense</u>				
CHEMICALS-CORROSION TREATING	IMPERATIVE CHEMICAL PART	624.99	0.006363620	3.98
CHEMICALS-CORROSION TREATING	IMPERATIVE CHEMICAL PART	473.47	0.006363620	3.01
COMPANY SUPERVISION	MEWBOURNE OIL COMPANY	325.00	0.006363620	2.07
COMPANY SUPERVISION	MEWBOURNE OIL COMPANY	975.00	0.006363620	6.20
COMPANY SUPERVISION	MEWBOURNE OIL COMPANY	650.00	0.006363620	4.14
CONTRACT SUPERVISION	TURNCO ENTERPRISES LLC	66.25	0.006363620	0.42
CONTRACT SUPERVISION	TURNCO ENTERPRISES LLC	1,372.50	0.006363620	8.73
CONTRACT SUPERVISION	TURNCO ENTERPRISES LLC	66.25	0.006363620	0.42
CONTRACT SUPERVISION	TURNCO ENTERPRISES LLC	66.25	0.006363620	0.42
CONTRACT SUPERVISION	TURNCO ENTERPRISES LLC	1,601.25	0.006363620	10.19
CONTRACT SUPERVISION	TURNCO ENTERPRISES LLC	1,496.25	0.006363620	9.52
CONTRACT SUPERVISION	TURNCO ENTERPRISES LLC	129.75	0.006363620	0.83
CONTRACT SUPERVISION	TURNCO ENTERPRISES LLC	114.37	0.006363620	0.73
CONTRACT SUPERVISION	TURNCO ENTERPRISES LLC	1,685.25	0.006363620	10.72
CONTRACT SUPERVISION	TURNCO ENTERPRISES LLC	1,601.25	0.006363620	10.19
CONTRACT SUPERVISION	D&H TRUCKING	404.53	0.006363620	2.57
EMISSIONS CONTROL EQUIPMENT MAINTENANCE	VAPROX LLC	78.84	0.006363620	0.50
EMISSIONS CONTROL EQUIPMENT MAINTENANCE	VAPROX LLC	423.44	0.006363620	2.69
EMISSIONS CONTROL EQUIPMENT MAINTENANCE	VAPROX LLC	133.37	0.006363620	0.85
EMISSIONS CONTROL EQUIPMENT MAINTENANCE	INGRAM PROFESSIONAL SERV	3,279.57	0.006363620	20.87
EMISSIONS CONTROL EQUIPMENT MAINTENANCE	WILBANKS TRUCKING SERVIC	357.60	0.006363620	2.28
EMISSIONS CONTROL EQUIPMENT MAINTENANCE	AUTOMATED WELLHEAD CON	113.10	0.006363620	0.72
EMISSIONS CONTROL EQUIPMENT MAINTENANCE	AUTOMATED WELLHEAD CON	94.56	0.006363620	0.60
EMISSIONS CONTROL EQUIPMENT MAINTENANCE	AUTOMATED WELLHEAD CON	73.90	0.006363620	0.47
EMISSIONS CONTROL EQUIPMENT MAINTENANCE	SCIENTIFIC AVIATION, INC	125.63	0.006363620	0.80
EMISSIONS CONTROL EQUIPMENT MAINTENANCE	SCIENTIFIC AVIATION, INC	143.75	0.006363620	0.91
ENVIRONMENTAL & REGULATORY COMPLIANCE	ECOTEST ENERGY SERVICES I	450.32	0.006363620	2.87
FUEL/ POWER / ELECTRICAL	XCEL ENERGY	3,687.93	0.006363620	23.47
GATHERING/TREATING/DEHYDRATION	MEWBOURNE OIL COMPANY-I	38.01	0.006363620	0.24
LEASE & FACILITY	MEWBOURNE OIL COMPANY	206.25	0.006363620	1.31
LEASE & FACILITY	MEWBOURNE OIL COMPANY	206.25	0.006363620	1.31



## MEWBOURNE OIL COMPANY

SIANA OIL & GAS CO, LLC  
TOM M RAGSDALE  
P O BOX 2246  
CONROE, TX 77305

INVOICE NO.: 202108-28495  
INVOICE DATE: 8-31-2021  
OWNER: 035904-1  
BILLING FOR: August 2021

REFERENCE/DESCRIPTION OF CHARGES		GROSS CHARGES	WORKING INTEREST	NET CHARGE
LEASE & FACILITY MAINTENANCE	KEYSTONE PUMP & SUPPLY LI	134.34	0.006363620	0.85
LEASE & FACILITY MAINTENANCE	KEYSTONE PUMP & SUPPLY LI	45.73	0.006363620	0.29
LEASE & FACILITY MAINTENANCE	STANDARD OIL FIELD SUPPLY	22.25	0.006363620	0.14
LEASE & FACILITY MAINTENANCE	JADE CONSTRUCTION LLC	111.25	0.006363620	0.71
LEASE & FACILITY MAINTENANCE	JADE CONSTRUCTION LLC	445.02	0.006363620	2.83
OVERHEAD-FIXED RATE	MEWBOURNE OIL COMPANY	807.20	0.006363620	5.14
PUMPING	MEWBOURNE OIL COMPANY	900.00	0.006363620	5.73
PUMPING	MEWBOURNE OIL COMPANY	900.00	0.006363620	5.73
RENTAL SERVICES	KODIAK GAS SERVICES LLC	3,715.82	0.006363620	23.65
SALT WATER DISPOSAL	MEWBOURNE OIL COMPANY	29,044.88	0.006363620	184.83
Total Lease Operating Expense Cost		57,191.37		363.93

72186000-30 SUBTOTAL

57,191.37

363.93

PROPERTY 72186000 TOTAL

110,901.45

705.73

72186000PREPAYMENTS

-705.73

PROPERTY: 72310000 72310000-20 IBEX 15/10 BIPA FED COM 2H

Equipment Beyond Wellhead

ELECTRICAL INSTALLATIONS	INGRAM PROFESSIONAL SERV	8,113.89	0.000539020	4.37
ELECTRICAL INSTALLATIONS	INGRAM PROFESSIONAL SERV	1,458.11	0.000539020	0.79
ELECTRICAL INSTALLATIONS	INGRAM PROFESSIONAL SERV	2,751.84	0.000539020	1.48
Total Equipment Beyond Wellhead Cost		12,323.84		6.64

72310000-20 SUBTOTAL

12,323.84

6.64

PROPERTY: 72310000 72310000-30 IBEX 15/10 BIPA FED COM 2H

Lease Operating Expense

CHEMICALS-WATER TREATING	JACAM CATALYST LLC	1,793.50	0.000539020	0.97
CHEMICALS-WATER TREATING	JACAM CATALYST LLC	448.38	0.000539020	0.24
CHEMICALS-WATER TREATING	EPDI	1,305.12	0.000539020	0.70
CHEMICALS-WATER TREATING	EPDI	225.02	0.000539020	0.12
COMPANY SUPERVISION	MEWBOURNE OIL COMPANY	1,300.00	0.000539020	0.70
COMPANY SUPERVISION	MEWBOURNE OIL COMPANY	2,600.00	0.000539020	1.40
COMPANY SUPERVISION	MEWBOURNE OIL COMPANY	650.00	0.000539020	0.35
EMISSIONS CONTROL EQUIPMENT MAINTENANCE	K&S OILFIELD SUPPLIES LLC	195.28	0.000539020	0.11
EMISSIONS CONTROL EQUIPMENT MAINTENANCE	VAPROX LLC	271.79	0.000539020	0.15
EMISSIONS CONTROL EQUIPMENT MAINTENANCE	AUTOMATED WELLHEAD CON	733.72	0.000539020	0.40
EMISSIONS CONTROL EQUIPMENT MAINTENANCE	AUTOMATED WELLHEAD CON	806.10	0.000539020	0.43
EMISSIONS CONTROL EQUIPMENT MAINTENANCE	AUTOMATED WELLHEAD CON	357.27	0.000539020	0.19
EMISSIONS CONTROL EQUIPMENT MAINTENANCE	AUTOMATED WELLHEAD CON	258.47	0.000539020	0.14
FUEL/ POWER / ELECTRICAL	XCEL ENERGY	5,015.70	0.000539020	2.70
GATHERING/TREATING/DEHYDRATION	MEWBOURNE OIL COMPANY-I	200.00	0.000539020	0.11
LEASE & FACILITY	MEWBOURNE OIL COMPANY	412.50	0.000539020	0.22
LEASE & FACILITY	MEWBOURNE OIL COMPANY	825.00	0.000539020	0.44

## MEWBOURNE OIL COMPANY

Page 24

SIANA OIL & GAS CO, LLC  
TOM M RAGSDALE  
P O BOX 2246  
CONROE, TX 77305

INVOICE NO.: 202108-28495

INVOICE DATE: 8-31-2021

OWNER: 035904-1

BILLING FOR: August 2021

REFERENCE/DESCRIPTION OF CHARGES		GROSS CHARGES	WORKING INTEREST	NET CHARGE
LEASE & FACILITY	MEWBOURNE OIL COMPANY	206.25	0.000539020	0.11
LEASE & FACILITY	MEWBOURNE OIL COMPANY	272.25	0.000539020	0.15
LEASE & FACILITY MAINTENANCE	GARNER PUMP & SUPPLY INC	311.87	0.000539020	0.17
LEASE & FACILITY MAINTENANCE	GARNER PUMP & SUPPLY INC	244.07	0.000539020	0.13
LEASE & FACILITY MAINTENANCE	MPS ENTERPRISES INC	1,540.00	0.000539020	0.83
LEASE & FACILITY MAINTENANCE	MPS ENTERPRISES INC	85.55	0.000539020	0.05
LEASE & FACILITY MAINTENANCE	MPS ENTERPRISES INC	1,900.19	0.000539020	1.02
LEASE & FACILITY MAINTENANCE	MPS ENTERPRISES INC	320.17	0.000539020	0.17
LEASE & FACILITY MAINTENANCE	L & E SERVICES LLC	521.31	0.000539020	0.28
LEASE & FACILITY MAINTENANCE	GUNS UP SERVICES	1,766.80	0.000539020	0.95
LEASE & FACILITY MAINTENANCE	INGRAM PROFESSIONAL SERV	375.73	0.000539020	0.20
LEASE & FACILITY MAINTENANCE	TRINITY OILFIELD SERVICES &	31.65	0.000539020	0.02
LEASE & FACILITY MAINTENANCE	TRINITY OILFIELD SERVICES &	38.24	0.000539020	0.02
LEASE & FACILITY MAINTENANCE	TRINITY OILFIELD SERVICES &	39.56	0.000539020	0.02
LEASE & FACILITY MAINTENANCE	TRINITY OILFIELD SERVICES &	39.56	0.000539020	0.02
LEASE & FACILITY MAINTENANCE	TRINITY OILFIELD SERVICES &	39.56	0.000539020	0.02
LEASE & FACILITY MAINTENANCE	TRINITY OILFIELD SERVICES &	41.81	0.000539020	0.02
LEASE & FACILITY MAINTENANCE	TRINITY OILFIELD SERVICES &	39.56	0.000539020	0.02
LEASE & FACILITY MAINTENANCE	TRINITY OILFIELD SERVICES &	40.87	0.000539020	0.02
LEASE & FACILITY MAINTENANCE	TRINITY OILFIELD SERVICES &	36.92	0.000539020	0.02
LEASE & FACILITY MAINTENANCE	TRINITY OILFIELD SERVICES &	34.28	0.000539020	0.02
LEASE & FACILITY MAINTENANCE	TRINITY OILFIELD SERVICES &	215.06	0.000539020	0.12
LEASE & FACILITY MAINTENANCE	TRINITY OILFIELD SERVICES &	17.14	0.000539020	0.01
LEASE & FACILITY MAINTENANCE	NOVA TRUCKING LLC	607.68	0.000539020	0.33
LEASE & FACILITY MAINTENANCE	EP&S LLC	103.22	0.000539020	0.06
LEASE & FACILITY MAINTENANCE	EP&S LLC	150.60	0.000539020	0.08
LEASE & FACILITY MAINTENANCE	EP&S LLC	1,931.36	0.000539020	1.04
LEASE & FACILITY MAINTENANCE	JES ENERGY LLC	33.90	0.000539020	0.02
LEASE & FACILITY MAINTENANCE	JES ENERGY LLC	39.56	0.000539020	0.02
LEASE & FACILITY MAINTENANCE	SARGE TRUCKING SERVICES, I	24.50	0.000539020	0.01
LEASE & FACILITY MAINTENANCE	SARGE TRUCKING SERVICES, I	11.52	0.000539020	0.01
MISCELLANEOUS EQUIPMENT RENTAL	MEWBOURNE OIL COMPANY	243.04	0.000539020	0.13
OVERHEAD-FIXED RATE	MEWBOURNE OIL COMPANY	889.09	0.000539020	0.48
PRIME MOVER / PUMP MAINTENANCE	HR COMPRESSION & SERVICES	934.91	0.000539020	0.50
PRIME MOVER / PUMP MAINTENANCE	HR COMPRESSION & SERVICES	1,006.73	0.000539020	0.54
PRIME MOVER / PUMP MAINTENANCE	HR COMPRESSION & SERVICES	454.62	0.000539020	0.25
PUMPING	MEWBOURNE OIL COMPANY	900.00	0.000539020	0.49
PUMPING	MEWBOURNE OIL COMPANY	900.00	0.000539020	0.49
RENTAL SERVICES	TOTAL OPERATIONS & PRODU	4,874.08	0.000539020	2.63
SALT WATER DISPOSAL	TRINITY OILFIELD SERVICES &	199.40	0.000539020	0.11
SALT WATER DISPOSAL	OWL SWD OPERATING LLC	7,352.61	0.000539020	3.96
SALT WATER DISPOSAL	NGL WATER SOLUTIONS PERM	14,519.46	0.000539020	7.83

## MEWBOURNE OIL COMPANY

SIANA OIL & GAS CO, LLC  
TOM M RAGSDALE  
P O BOX 2246  
CONROE, TX 77305

**INVOICE NO.:** 202108-28495  
**INVOICE DATE:** 8-31-2021  
**OWNER:** 035904-1  
**BILLING FOR:** August 2021

REFERENCE/DESCRIPTION OF CHARGES		GROSS CHARGES	WORKING INTEREST	NET CHARGE
SALT WATER DISPOSAL	NGL WATER SOLUTIONS PERM	27.43	0.000539020	0.01
SALT WATER DISPOSAL	JES ENERGY LLC	5,103.57	0.000539020	2.75
SALT WATER DISPOSAL	JES ENERGY LLC	4,182.55	0.000539020	2.25
SALT WATER DISPOSAL	JES ENERGY LLC	3,560.63	0.000539020	1.92
SALT WATER DISPOSAL	JES ENERGY LLC	6,670.24	0.000539020	3.60
SALT WATER DISPOSAL	JES ENERGY LLC	3,062.14	0.000539020	1.65
SITE RESTORATION & EXCAVATION	R360 ENVIRONMENTAL SOLU	58.02	0.000539020	0.03
SITE RESTORATION & EXCAVATION	SUNDANCE SERVICES WEST IT	360.57	0.000539020	0.19
SITE RESTORATION & EXCAVATION	SUNDANCE SERVICES WEST IT	36.05	0.000539020	0.02
Total Lease Operating Expense Cost		83,793.73		45.16
<b>72310000-30 SUBTOTAL</b>		<b>83,793.73</b>	<b>45.16</b>	
<b>PROPERTY 72310000 TOTAL</b>		<b>96,117.57</b>	<b>51.80</b>	
<b>PROPERTY: 72580000 72580000-30 OXY BYPASS 16 STATE 1</b>				
<u>Lease Operating Expense</u>				
COMPANY SUPERVISION	MEWBOURNE OIL COMPANY	72.99	0.126000000	9.19
Total Lease Operating Expense Cost		72.99		9.19
<b>72580000-30 SUBTOTAL</b>		<b>72.99</b>	<b>9.19</b>	
<b>PROPERTY 72580000 TOTAL</b>		<b>72.99</b>	<b>9.19</b>	

## MEWBOURNE OIL COMPANY

MEWBOURNE OIL COMPANY  
P O BOX 7698  
TYLER, TX 75711-7698

SIANA OIL & GAS CO, LLC  
TOM M RAGSDALE  
P O BOX 2246  
CONROE, TX 77305

INVOICE NO.: 202107-25519

INVOICE DATE: 7-31-2021

OWNER: 035904-1

BILLING FOR: July 2021

BALANCE FORWARD

-17,623.21

CURRENT PERIOD ADJUSTMENT		AMOUNT		
		0.00		
CURRENT CHARGES		GROSS	INTEREST	NET
62390000 - PRONGHORN 15 B3BO FED COM 1H	TIER : 30	19,203.28	0.0683747500	1,313.01
62391000 - PRONGHORN 15 B3CN FED COM 1H	TIER : 30	19,242.28	0.0683747500	1,315.67
62392000 - PRONGHORN 15 B3DM FED COM 1H	TIER : 30	18,667.61	0.0683747500	1,276.40
62774000 - IBEX 10 B3MD FED COM 1H	TIER : 30	17,667.28	0.0527536400	932.00
62775000 - IBEX 10 B3NC FED COM 1H	TIER : 30	17,386.20	0.0527536400	917.19
62776000 - IBEX 10 B3OB FED COM 1H	TIER : 30	12,022.64	0.0322507100	387.77
62906000 - GAZELLE 22 B2MD FED COM 2H	TIER : 30	19,113.84	0.1969919400	3,765.26
62915000 - CREEDENCE 21/16 W0ED ST COM 2H	TIER : 20	7,107.68	0.0063636200	45.23
62915000 - CREEDENCE 21/16 W0ED ST COM 2H	TIER : 30	57,014.69	0.0063636200	362.84
62916000 - CREEDENCE 21/16 W1ED ST COM 1H	TIER : 20	7,107.68	0.0063636200	45.23
62916000 - CREEDENCE 21/16 W1ED ST COM 1H	TIER : 30	85,893.84	0.0063636200	546.61
62948000 - INLAND 26/23 B2PI STATE COM 1H	TIER : 10	1,343,136.37	0.1000000000	134,313.60
62948000 - INLAND 26/23 B2PI STATE COM 1H	TIER : 10	-1,343,136.37	0.1000000000	-134,313.64
62948000 - INLAND 26/23 B2PI STATE COM 1H	TIER : 20	264,421.63	0.1000000000	26,442.15
62948000 - INLAND 26/23 B2PI STATE COM 1H	TIER : 20	-80,866.77	0.1000000000	-8,086.67
62948000 - INLAND 26/23 B2PI STATE COM 1H	TIER : 30	28,551.60	0.1000000000	2,855.16
62958000 - GAZELLE 22 B3MD FED COM 1H	TIER : 30	17,931.65	0.1969919400	3,532.42
72076000 - INLAND 26/23 B2OJ STATE COM 1H	TIER : 10	1,241,258.83	0.1000000000	124,125.86
72076000 - INLAND 26/23 B2OJ STATE COM 1H	TIER : 10	-1,241,258.83	0.1000000000	-124,125.89
72076000 - INLAND 26/23 B2OJ STATE COM 1H	TIER : 20	237,843.61	0.1000000000	23,784.37
72076000 - INLAND 26/23 B2OJ STATE COM 1H	TIER : 20	-50,258.54	0.1000000000	-5,025.85
72076000 - INLAND 26/23 B2OJ STATE COM 1H	TIER : 30	35,496.94	0.1000000000	3,549.68
72185000 - CREEDENCE 21/16 W0FC ST COM 4H	TIER : 20	7,107.68	0.0063636200	45.23
72185000 - CREEDENCE 21/16 W0FC ST COM 4H	TIER : 30	103,505.93	0.0063636200	658.68
72186000 - CREEDENCE 21/16 W1FC ST COM 3H	TIER : 20	7,107.68	0.0063636200	45.23
72186000 - CREEDENCE 21/16 W1FC ST COM 3H	TIER : 30	81,689.27	0.0063636200	519.85
72310000 - IBEX 15/10 B1PA FED COM 2H	TIER : 20	2,289.91	0.0005390200	1.23
72310000 - IBEX 15/10 B1PA FED COM 2H	TIER : 30	55,674.83	0.0005390200	30.03
72580000 - OXY BYPASS 16 STATE 1	TIER : 30	56.82	0.1260000000	7.16
TOTAL CURRENT CHARGES		990,979.26		59,265.81
APPLIED ADVANCES				
62948000 - INLAND 26/23 B2PI STATE COM 1H				-187,831.17
72076000 - INLAND 26/23 B2OJ STATE COM 1H				-195,570.57
72185000 - CREEDENCE 21/16 W0FC ST COM 4H				-703.91
72186000 - CREEDENCE 21/16 W1FC ST COM 3H				-565.08
APPLIED ADVANCES TOTAL				-384,670.73
INVOICE TOTAL				-325,404.92

MEWBOURNE OIL COMPANY

SIANA OIL & GAS CO, LLC  
TOM M RAGSDALE  
P O BOX 2246  
CONROE, TX 77305

INVOICE NO.: 202107-25519  
INVOICE DATE: 7-31-2021  
OWNER: 035904-1  
BILLING FOR: July 2021

**OUTSTANDING BALANCE**

**(343,028.13)**

PLEASE INDICATE INVOICE# 202107-25519  
AND ACCOUNT# 035904-1  
ON REMITTANCE  
PAYMENT DUE 15 DAYS AFTER RECEIPT OF INVOICE PAYABLE IN US DOLLARS

FOR INQUIRIES, PLEASE CONTACT (903) 561-2900

Netted Owner



## MEWBOURNE OIL COMPANY

SIANA OIL & GAS CO, LLC  
TOM M RAGSDALE  
P O BOX 2246  
CONROE, TX 77305

INVOICE NO.: 202107-25519  
INVOICE DATE: 7-31-2021  
OWNER: 035904-1  
BILLING FOR: July 2021

REFERENCE/DESCRIPTION OF CHARGES		GROSS CHARGES	WORKING INTEREST	NET CHARGE
<b>PROPERTY: 62390000 62390000-30 PRONGHORN 15 B3BO FED COM 1H</b>				
<u>Lease Operating Expense</u>				
AUTOMATION MAINTENANCE	AMERICAN MILLENNIUM COR	25.70	0.068374750	1.76
CHEMICALS-WATER TREATING	JACAM CATALYST LLC	448.38	0.068374750	30.66
CHEMICALS-WATER TREATING	EPDI	305.75	0.068374750	20.91
COMPANY SUPERVISION	MEWBOURNE OIL COMPANY	625.00	0.068374750	42.73
EMISSIONS CONTROL EQUIPMENT MAINTENANCE	G&A FABRICATION LLC	304.72	0.068374750	20.83
FUEL/ POWER / ELECTRICAL	XCEL ENERGY	3,067.83	0.068374750	209.75
GATHERING/TREATING/DEHYDRATION	ENCOMPASS SERVICES, LLC	769.94	0.068374750	52.64
LEASE & FACILITY	MEWBOURNE OIL COMPANY	247.50	0.068374750	16.92
LEASE & FACILITY	MEWBOURNE OIL COMPANY	375.00	0.068374750	25.64
LEASE & FACILITY	MEWBOURNE OIL COMPANY	375.00	0.068374750	25.64
LEASE & FACILITY	MEWBOURNE OIL COMPANY	247.50	0.068374750	16.92
LEASE & FACILITY MAINTENANCE	GARNER PUMP & SUPPLY INC	9.27	0.068374750	0.63
LEASE & FACILITY MAINTENANCE	TURNCO ENTERPRISES LLC	210.00	0.068374750	14.36
LEASE & FACILITY MAINTENANCE	TURNCO ENTERPRISES LLC	41.25	0.068374750	2.82
LEASE & FACILITY MAINTENANCE	TURNCO ENTERPRISES LLC	45.00	0.068374750	3.08
LEASE & FACILITY MAINTENANCE	TURNCO ENTERPRISES LLC	18.75	0.068374750	1.28
LEASE & FACILITY MAINTENANCE	TURNCO ENTERPRISES LLC	26.25	0.068374750	1.80
LEASE & FACILITY MAINTENANCE	TURNCO ENTERPRISES LLC	11.25	0.068374750	0.77
LEASE & FACILITY MAINTENANCE	TURNCO ENTERPRISES LLC	420.00	0.068374750	28.72
LEASE & FACILITY MAINTENANCE	INGRAM PROFESSIONAL SERV	17.26	0.068374750	1.18
LEASE & FACILITY MAINTENANCE	H-M TRUCKING LLC	206.35	0.068374750	14.11
MISCELLANEOUS EQUIPMENT RENTAL	MEWBOURNE OIL COMPANY	235.20	0.068374750	16.08
OVERHEAD-FIXED RATE	MEWBOURNE OIL COMPANY	864.00	0.068374750	59.08
PRIME MOVER / PUMP MAINTENANCE	HR COMPRESSION & SERVICE	371.22	0.068374750	25.38
PUMPING	MEWBOURNE OIL COMPANY	900.00	0.068374750	61.54
PUMPING	MEWBOURNE OIL COMPANY	450.00	0.068374750	30.77
RENTAL SERVICES	PRESTIGE EQUIPMENT RENTA	303.47	0.068374750	20.75
RENTAL SERVICES	TOTAL OPERATIONS & PRODU	4,768.12	0.068374750	326.02
SALT WATER DISPOSAL	TRINITY OILFIELD SERVICES &	104.13	0.068374750	7.12
SALT WATER DISPOSAL	TRINITY OILFIELD SERVICES &	104.13	0.068374750	7.12
SALT WATER DISPOSAL	OWL SWD OPERATING LLC	80.58	0.068374750	5.51
SALT WATER DISPOSAL	NGL WATER SOLUTIONS PERM	3,179.33	0.068374750	217.39
SALT WATER DISPOSAL	LIMESTONE BASIN PROPERTIE	27.20	0.068374750	1.86
SITE RESTORATION & EXCAVATION	SUNDANCE SERVICES WEST IN	18.20	0.068374750	1.24
Total Lease Operating Expense Cost		19,203.28		1,313.01
<b>62390000-30 SUBTOTAL</b>		<b>19,203.28</b>		<b>1,313.01</b>
<b>PROPERTY 62390000 TOTAL</b>		<b>19,203.28</b>		<b>1,313.01</b>
<b>PROPERTY: 62391000 62391000-30 PRONGHORN 15 B3CN FED COM 1H</b>				
<u>Lease Operating Expense</u>				

## MEWBOURNE OIL COMPANY

Page 4

SIANA OIL & GAS CO, LLC  
TOM M RAGSDALE  
P O BOX 2246  
CONROE, TX 77305

INVOICE NO.: 202107-25519  
INVOICE DATE: 7-31-2021  
OWNER: 035904-1  
BILLING FOR: July 2021

REFERENCE/DESCRIPTION OF CHARGES		GROSS CHARGES	WORKING INTEREST	NET CHARGE
CHEMICALS-WATER TREATING	EPDI	72.23	0.068374750	4.94
COMPANY SUPERVISION	MEWBOURNE OIL COMPANY	625.00	0.068374750	42.73
EMISSIONS CONTROL EQUIPMENT MAINTENANCE	G&A FABRICATION LLC	736.43	0.068374750	50.35
FUEL/ POWER / ELECTRICAL	XCEL ENERGY	767.98	0.068374750	52.51
GATHERING/TREATING/DEHYDRATION	ENCOMPASS SERVICES, LLC	769.95	0.068374750	52.64
LEASE & FACILITY	MEWBOURNE OIL COMPANY	375.00	0.068374750	25.64
LEASE & FACILITY MAINTENANCE	GARNER PUMP & SUPPLY INC	9.27	0.068374750	0.63
LEASE & FACILITY MAINTENANCE	GARNER PUMP & SUPPLY INC	49.89	0.068374750	3.41
LEASE & FACILITY MAINTENANCE	TURNCO ENTERPRISES LLC	41.25	0.068374750	2.82
LEASE & FACILITY MAINTENANCE	TURNCO ENTERPRISES LLC	45.00	0.068374750	3.08
LEASE & FACILITY MAINTENANCE	TURNCO ENTERPRISES LLC	18.75	0.068374750	1.28
LEASE & FACILITY MAINTENANCE	TURNCO ENTERPRISES LLC	26.25	0.068374750	1.79
LEASE & FACILITY MAINTENANCE	TURNCO ENTERPRISES LLC	11.25	0.068374750	0.77
LEASE & FACILITY MAINTENANCE	TURNCO ENTERPRISES LLC	315.00	0.068374750	21.54
LEASE & FACILITY MAINTENANCE	TURNCO ENTERPRISES LLC	315.00	0.068374750	21.54
LEASE & FACILITY MAINTENANCE	INGRAM PROFESSIONAL SERV	17.27	0.068374750	1.18
LEASE & FACILITY MAINTENANCE	H-M TRUCKING LLC	366.84	0.068374750	25.08
LEASE & FACILITY MAINTENANCE	H-M TRUCKING LLC	550.27	0.068374750	37.62
LEASE & FACILITY MAINTENANCE	H-M TRUCKING LLC	320.99	0.068374750	21.95
MISCELLANEOUS EQUIPMENT RENTAL	MEWBOURNE OIL COMPANY	235.20	0.068374750	16.08
OVERHEAD-FIXED RATE	MEWBOURNE OIL COMPANY	864.00	0.068374750	59.08
PRIME MOVER / PUMP MAINTENANCE	HR COMPRESSION & SERVICE	1,035.77	0.068374750	70.82
PRIME MOVER / PUMP MAINTENANCE	HR COMPRESSION & SERVICE	989.41	0.068374750	67.65
PUMPING	MEWBOURNE OIL COMPANY	900.00	0.068374750	61.54
PUMPING	MEWBOURNE OIL COMPANY	225.00	0.068374750	15.38
RENTAL SERVICES	PRESTIGE EQUIPMENT RENTA	303.43	0.068374750	20.75
RENTAL SERVICES	KODIAK GAS SERVICES LLC	6,012.51	0.068374750	411.10
SALT WATER DISPOSAL	OWL SWD OPERATING LLC	45.43	0.068374750	3.11
SALT WATER DISPOSAL	H-M TRUCKING LLC	680.50	0.068374750	46.53
SALT WATER DISPOSAL	NGL WATER SOLUTIONS PERM	2,472.81	0.068374750	169.08
SALT WATER DISPOSAL	LIMESTONE BASIN PROPERTIE	26.39	0.068374750	1.81
SITE RESTORATION & EXCAVATION	SUNDANCE SERVICES WEST IT	18.21	0.068374750	1.24
Total Lease Operating Expense Cost		19,242.28		1,315.67
62391000-30 SUBTOTAL		19,242.28		1,315.67
PROPERTY 62391000 TOTAL		19,242.28		1,315.67
PROPERTY: 62392000 62392000-30 PRONGHORN 15 B3DM FED COM 1H				
Lease Operating Expense				
CHEMICALS-WATER TREATING	JACAM CATALYST LLC	448.38	0.068374750	30.66
CHEMICALS-WATER TREATING	EPDI	74.63	0.068374750	5.10
EMISSIONS CONTROL EQUIPMENT MAINTENANCE	G&A FABRICATION LLC	736.48	0.068374750	50.36
FUEL/ POWER / ELECTRICAL	XCEL ENERGY	2,740.35	0.068374750	187.37

## MEWBOURNE OIL COMPANY

SIANA OIL & GAS CO, LLC  
TOM M RAGSDALE  
P O BOX 2246  
CONROE, TX 77305

INVOICE NO.: 202107-25519  
INVOICE DATE: 7-31-2021  
OWNER: 035904-1  
BILLING FOR: July 2021

REFERENCE/DESCRIPTION OF CHARGES		GROSS CHARGES	WORKING INTEREST	NET CHARGE
GATHERING/TREATING/DEHYDRATION	ENCOMPASS SERVICES, LLC	769.94	0.068374750	52.64
LEASE & FACILITY	MEWBOURNE OIL COMPANY	375.00	0.068374750	25.64
LEASE & FACILITY MAINTENANCE	GARNER PUMP & SUPPLY INC	219.48	0.068374750	15.01
LEASE & FACILITY MAINTENANCE	GARNER PUMP & SUPPLY INC	9.27	0.068374750	0.63
LEASE & FACILITY MAINTENANCE	GARNER PUMP & SUPPLY INC	49.90	0.068374750	3.41
LEASE & FACILITY MAINTENANCE	TURNCO ENTERPRISES LLC	41.25	0.068374750	2.82
LEASE & FACILITY MAINTENANCE	TURNCO ENTERPRISES LLC	45.00	0.068374750	3.08
LEASE & FACILITY MAINTENANCE	TURNCO ENTERPRISES LLC	18.75	0.068374750	1.28
LEASE & FACILITY MAINTENANCE	TURNCO ENTERPRISES LLC	26.25	0.068374750	1.80
LEASE & FACILITY MAINTENANCE	TURNCO ENTERPRISES LLC	11.25	0.068374750	0.77
LEASE & FACILITY MAINTENANCE	TURNCO ENTERPRISES LLC	315.00	0.068374750	21.54
LEASE & FACILITY MAINTENANCE	TURNCO ENTERPRISES LLC	315.00	0.068374750	21.54
LEASE & FACILITY MAINTENANCE	INGRAM PROFESSIONAL SERV	17.26	0.068374750	1.18
LEASE & FACILITY MAINTENANCE	H-M TRUCKING LLC	366.85	0.068374750	25.08
LEASE & FACILITY MAINTENANCE	H-M TRUCKING LLC	550.27	0.068374750	37.63
MISCELLANEOUS EQUIPMENT RENTAL	MEWBOURNE OIL COMPANY	235.20	0.068374750	16.08
OVERHEAD-FIXED RATE	MEWBOURNE OIL COMPANY	864.03	0.068374750	59.08
PRIME MOVER / PUMP MAINTENANCE	HR COMPRESSION & SERVICES	918.51	0.068374750	62.80
PRIME MOVER / PUMP MAINTENANCE	HR COMPRESSION & SERVICES	877.40	0.068374750	59.99
PUMPING	MEWBOURNE OIL COMPANY	900.00	0.068374750	61.54
PUMPING	MEWBOURNE OIL COMPANY	225.00	0.068374750	15.38
RENTAL SERVICES	PRESTIGE EQUIPMENT RENTA	303.46	0.068374750	20.75
RENTAL SERVICES	TOTAL OPERATIONS & PRODU	4,768.12	0.068374750	326.02
SALT WATER DISPOSAL	OWL SWD OPERATING LLC	40.29	0.068374750	2.76
SALT WATER DISPOSAL	H-M TRUCKING LLC	603.46	0.068374750	41.26
SALT WATER DISPOSAL	NGL WATER SOLUTIONS PERM	1,766.30	0.068374750	120.77
SALT WATER DISPOSAL	LIMESTONE BASIN PROPERTIE	17.33	0.068374750	1.19
SITE RESTORATION & EXCAVATION	SUNDANCE SERVICES WEST IT	18.20	0.068374750	1.24
Total Lease Operating Expense Cost		18,667.61		1,276.40
62392000-30 SUBTOTAL		18,667.61		1,276.40
PROPERTY 62392000 TOTAL		18,667.61		1,276.40

PROPERTY: 62774000 62774000-30 IBEX 10 B3MD FED COM 1H

Lease Operating Expense

AUTOMATION MAINTENANCE	AMERICAN MILLENNIUM COR	39.98	0.052753640	2.11
AUTOMATION MAINTENANCE	TANKLOGIX LLC	413.70	0.052753640	21.82
CHEMICALS-WATER TREATING	JACAM CATALYST LLC	448.38	0.052753640	23.65
CHEMICALS-WATER TREATING	JACAM CATALYST LLC	448.38	0.052753640	23.65
CHEMICALS-WATER TREATING	JACAM CATALYST LLC	448.38	0.052753640	23.65
CHEMICALS-WATER TREATING	EPDI	262.42	0.052753640	13.84
EMISSIONS CONTROL EQUIPMENT MAINTENANCE	G&A FABRICATION LLC	231.80	0.052753640	12.23
FUEL/ POWER / ELECTRICAL	XCEL ENERGY	876.74	0.052753640	46.25

## MEWBOURNE OIL COMPANY

Page 6

SIANA OIL & GAS CO, LLC  
TOM M RAGSDALE  
P O BOX 2246  
CONROE, TX 77305

INVOICE NO.: 202107-25519  
INVOICE DATE: 7-31-2021  
OWNER: 035904-1  
BILLING FOR: July 2021

REFERENCE/DESCRIPTION OF CHARGES		GROSS CHARGES	WORKING INTEREST	NET CHARGE
GATHERING/TREATING/DEHYDRATION	ENCOMPASS SERVICES, LLC	769.94	0.052753640	40.62
LEASE & FACILITY	MEWBOURNE OIL COMPANY	750.00	0.052753640	39.57
LEASE & FACILITY MAINTENANCE	GARNER PUMP & SUPPLY INC	9.27	0.052753640	0.49
LEASE & FACILITY MAINTENANCE	GARNER PUMP & SUPPLY INC	546.13	0.052753640	28.81
LEASE & FACILITY MAINTENANCE	TURNCO ENTERPRISES LLC	41.25	0.052753640	2.18
LEASE & FACILITY MAINTENANCE	TURNCO ENTERPRISES LLC	45.00	0.052753640	2.37
LEASE & FACILITY MAINTENANCE	TURNCO ENTERPRISES LLC	18.75	0.052753640	0.99
LEASE & FACILITY MAINTENANCE	TURNCO ENTERPRISES LLC	26.25	0.052753640	1.38
LEASE & FACILITY MAINTENANCE	TURNCO ENTERPRISES LLC	11.25	0.052753640	0.59
LEASE & FACILITY MAINTENANCE	INGRAM PROFESSIONAL SERV	17.27	0.052753640	0.91
LEASE & FACILITY MAINTENANCE	INGRAM PROFESSIONAL SERV	242.77	0.052753640	12.81
LEASE & FACILITY MAINTENANCE	LIMESTONE BASIN PROPERTIE	411.45	0.052753640	21.70
MISCELLANEOUS EQUIPMENT RENTAL	MEWBOURNE OIL COMPANY	235.20	0.052753640	12.41
OVERHEAD-FIXED RATE	MEWBOURNE OIL COMPANY	889.09	0.052753640	46.90
PRIME MOVER / PUMP MAINTENANCE	HR COMPRESSION & SERVICE	466.29	0.052753640	24.60
PRIME MOVER / PUMP MAINTENANCE	HR COMPRESSION & SERVICE	1,237.32	0.052753640	65.28
PUMPING	MEWBOURNE OIL COMPANY	900.00	0.052753640	47.48
PUMPING	MEWBOURNE OIL COMPANY	450.00	0.052753640	23.74
RENTAL SERVICES	PRESTIGE EQUIPMENT RENTA	303.42	0.052753640	16.00
RENTAL SERVICES	SERVICE COMPRESSION LLC	4,250.00	0.052753640	224.20
SALT WATER DISPOSAL	NGL WATER SOLUTIONS PERM	2,826.07	0.052753640	149.09
SALT WATER DISPOSAL	LIMESTONE BASIN PROPERTIE	32.56	0.052753640	1.72
SITE RESTORATION & EXCAVATION	SUNDANCE SERVICES WEST II	18.22	0.052753640	0.96
Total Lease Operating Expense Cost		17,667.28		932.00

Netted Owner

62774000-30 SUBTOTAL		17,667.28	932.00
PROPERTY 62774000 TOTAL		17,667.28	932.00
PROPERTY: 62775000 62775000-30 IBEX 10 B3NC FED COM 1H			
<u>Lease Operating Expense</u>			
AUTOMATION MAINTENANCE	AMERICAN MILLENNIUM COR	39.99	0.052753640 2.11
AUTOMATION MAINTENANCE	TANKLOGIX LLC	413.69	0.052753640 21.82
CHEMICALS-WATER TREATING	JACAM CATALYST LLC	896.75	0.052753640 47.31
CHEMICALS-WATER TREATING	EPDI	178.15	0.052753640 9.40
EMISSIONS CONTROL EQUIPMENT MAINTENANCE	G&A FABRICATION LLC	231.85	0.052753640 12.23
FUEL/ POWER / ELECTRICAL	XCEL ENERGY	760.46	0.052753640 40.11
GATHERING/TREATING/DEHYDRATION	ENCOMPASS SERVICES, LLC	769.95	0.052753640 40.62
LEASE & FACILITY	MEWBOURNE OIL COMPANY	750.00	0.052753640 39.57
LEASE & FACILITY	MEWBOURNE OIL COMPANY	375.00	0.052753640 19.78
LEASE & FACILITY MAINTENANCE	GARNER PUMP & SUPPLY INC	9.27	0.052753640 0.49
LEASE & FACILITY MAINTENANCE	GARNER PUMP & SUPPLY INC	546.13	0.052753640 28.81
LEASE & FACILITY MAINTENANCE	TURNCO ENTERPRISES LLC	41.25	0.052753640 2.18
LEASE & FACILITY MAINTENANCE	TURNCO ENTERPRISES LLC	45.00	0.052753640 2.38

## MEWBOURNE OIL COMPANY

Page 7

SIANA OIL & GAS CO, LLC  
TOM M RAGSDALE  
P O BOX 2246  
CONROE, TX 77305

INVOICE NO.: 202107-25519  
INVOICE DATE: 7-31-2021  
OWNER: 035904-1  
BILLING FOR: July 2021

REFERENCE/DESCRIPTION OF CHARGES		GROSS CHARGES	WORKING INTEREST	NET CHARGE
LEASE & FACILITY MAINTENANCE	TURNCO ENTERPRISES LLC	18.75	0.052753640	0.99
LEASE & FACILITY MAINTENANCE	TURNCO ENTERPRISES LLC	26.25	0.052753640	1.38
LEASE & FACILITY MAINTENANCE	TURNCO ENTERPRISES LLC	11.25	0.052753640	0.59
LEASE & FACILITY MAINTENANCE	INGRAM PROFESSIONAL SERV	17.27	0.052753640	0.91
LEASE & FACILITY MAINTENANCE	INGRAM PROFESSIONAL SERV	242.79	0.052753640	12.81
LEASE & FACILITY MAINTENANCE	LIMESTONE BASIN PROPERTIE	411.45	0.052753640	21.70
MISCELLANEOUS EQUIPMENT RENTAL	MEWBOURNE OIL COMPANY	235.20	0.052753640	12.41
OVERHEAD-FIXED RATE	MEWBOURNE OIL COMPANY	889.09	0.052753640	46.90
PRIME MOVER / PUMP MAINTENANCE	HR COMPRESSION & SERVICE	466.31	0.052753640	24.60
PRIME MOVER / PUMP MAINTENANCE	HR COMPRESSION & SERVICE	758.37	0.052753640	40.01
PUMPING	MEWBOURNE OIL COMPANY	900.00	0.052753640	47.48
PUMPING	MEWBOURNE OIL COMPANY	450.00	0.052753640	23.74
RENTAL SERVICES	PRESTIGE EQUIPMENT RENTA	303.42	0.052753640	16.00
RENTAL SERVICES	SERVICE COMPRESSION LLC	4,607.60	0.052753640	243.07
SALT WATER DISPOSAL	NGL WATER SOLUTIONS PERM	2,943.83	0.052753640	155.30
SALT WATER DISPOSAL	LIMESTONE BASIN PROPERTIE	28.91	0.052753640	1.53
SITE RESTORATION & EXCAVATION	SUNDANCE SERVICES WEST II	18.22	0.052753640	0.96
Total Lease Operating Expense Cost		17,386.20		917.19

<b>62775000-30 SUBTOTAL</b>	<b>17,386.20</b>	<b>917.19</b>
<b>PROPERTY 62775000 TOTAL</b>	<b>17,386.20</b>	<b>917.19</b>

**PROPERTY: 62776000 62776000-30 IBEX 10 B3OB FED COM 1H**

Lease Operating Expense

AUTOMATION MAINTENANCE	AMERICAN MILLENNIUM COR	25.70	0.032250710	0.83
CHEMICALS-WATER TREATING	JACAM CATALYST LLC	448.38	0.032250710	14.46
CHEMICALS-WATER TREATING	EPDI	216.68	0.032250710	6.99
EMISSIONS CONTROL EQUIPMENT MAINTENANCE	G&A FABRICATION LLC	304.71	0.032250710	9.83
FUEL/ POWER / ELECTRICAL	XCEL ENERGY	878.12	0.032250710	28.32
GATHERING/TREATING/DEHYDRATION	ENCOMPASS SERVICES, LLC	769.94	0.032250710	24.83
LEASE & FACILITY	MEWBOURNE OIL COMPANY	247.50	0.032250710	7.98
LEASE & FACILITY	MEWBOURNE OIL COMPANY	375.00	0.032250710	12.09
LEASE & FACILITY	MEWBOURNE OIL COMPANY	247.50	0.032250710	7.98
LEASE & FACILITY MAINTENANCE	GARNER PUMP & SUPPLY INC	9.27	0.032250710	0.30
LEASE & FACILITY MAINTENANCE	TURNCO ENTERPRISES LLC	41.25	0.032250710	1.33
LEASE & FACILITY MAINTENANCE	TURNCO ENTERPRISES LLC	45.00	0.032250710	1.45
LEASE & FACILITY MAINTENANCE	TURNCO ENTERPRISES LLC	18.75	0.032250710	0.61
LEASE & FACILITY MAINTENANCE	TURNCO ENTERPRISES LLC	26.25	0.032250710	0.85
LEASE & FACILITY MAINTENANCE	TURNCO ENTERPRISES LLC	11.25	0.032250710	0.36
LEASE & FACILITY MAINTENANCE	TURNCO ENTERPRISES LLC	420.00	0.032250710	13.55
LEASE & FACILITY MAINTENANCE	INGRAM PROFESSIONAL SERV	17.26	0.032250710	0.56
LEASE & FACILITY MAINTENANCE	H-M TRUCKING LLC	206.35	0.032250710	6.66
LEASE & FACILITY MAINTENANCE	TNT SPECIALTIES DBA TNT OI	779.42	0.032250710	25.14



## MEWBOURNE OIL COMPANY

Page 8

SIANA OIL & GAS CO, LLC  
TOM M RAGSDALE  
P O BOX 2246  
CONROE, TX 77305

INVOICE NO.: 202107-25519  
INVOICE DATE: 7-31-2021  
OWNER: 035904-1  
BILLING FOR: July 2021

REFERENCE/DESCRIPTION OF CHARGES		GROSS CHARGES	WORKING INTEREST	NET CHARGE
MISCELLANEOUS EQUIPMENT RENTAL	MEWBOURNE OIL COMPANY	235.20	0.032250710	7.59
OVERHEAD-FIXED RATE	MEWBOURNE OIL COMPANY	889.09	0.032250710	28.67
PRIME MOVER / PUMP MAINTENANCE	HR COMPRESSION & SERVICE	371.21	0.032250710	11.97
PUMPING	MEWBOURNE OIL COMPANY	900.00	0.032250710	29.03
PUMPING	MEWBOURNE OIL COMPANY	450.00	0.032250710	14.51
RENTAL SERVICES	PRESTIGE EQUIPMENT RENTA	303.47	0.032250710	9.79
SALT WATER DISPOSAL	TRINITY OILFIELD SERVICES &	117.42	0.032250710	3.79
SALT WATER DISPOSAL	TRINITY OILFIELD SERVICES &	117.42	0.032250710	3.79
SALT WATER DISPOSAL	OWL SWD OPERATING LLC	90.86	0.032250710	2.93
SALT WATER DISPOSAL	NGL WATER SOLUTIONS PERM	3,414.84	0.032250710	110.13
SALT WATER DISPOSAL	LIMESTONE BASIN PROPERTIE	26.61	0.032250710	0.86
SITE RESTORATION & EXCAVATION	SUNDANCE SERVICES WEST I	18.19	0.032250710	0.59
Total Lease Operating Expense Cost		12,022.64		387.77

62776000-30 SUBTOTAL	12,022.64	387.77
PROPERTY 62776000 TOTAL	12,022.64	387.77

PROPERTY: 62906000 62906000-30 GAZELLE 22 B2MD FED COM 2H

Lease Operating Expense

AUTOMATION MAINTENANCE	AMERICAN MILLENNIUM COR	15.79	0.196991940	3.12
CHEMICALS-WATER TREATING	JACAM CATALYST LLC	448.38	0.196991940	88.33
CHEMICALS-WATER TREATING	EPDI	236.47	0.196991940	46.58
COMPANY SUPERVISION	MEWBOURNE OIL COMPANY	312.50	0.196991940	61.56
COMPANY SUPERVISION	MEWBOURNE OIL COMPANY	312.50	0.196991940	61.56
COMPANY SUPERVISION	MEWBOURNE OIL COMPANY	625.00	0.196991940	123.12
EMISSIONS CONTROL EQUIPMENT MAINTENANCE	G&A FABRICATION LLC	76.17	0.196991940	15.01
EMISSIONS CONTROL EQUIPMENT MAINTENANCE	G&A FABRICATION LLC	85.95	0.196991940	16.93
EMISSIONS CONTROL EQUIPMENT MAINTENANCE	G&A FABRICATION LLC	133.98	0.196991940	26.40
EMISSIONS CONTROL EQUIPMENT MAINTENANCE	G&A FABRICATION LLC	116.11	0.196991940	22.87
EMISSIONS CONTROL EQUIPMENT MAINTENANCE	G&A FABRICATION LLC	84.05	0.196991940	16.55
EMISSIONS CONTROL EQUIPMENT MAINTENANCE	VAPROX LLC	164.60	0.196991940	32.43
FUEL/ POWER / ELECTRICAL	XCEL ENERGY	691.36	0.196991940	136.18
GATHERING/TREATING/DEHYDRATION	ENCOMPASS SERVICES, LLC	769.95	0.196991940	151.68
LEASE & FACILITY	MEWBOURNE OIL COMPANY	375.00	0.196991940	73.87
LEASE & FACILITY	MEWBOURNE OIL COMPANY	375.00	0.196991940	73.87
LEASE & FACILITY MAINTENANCE	GARNER PUMP & SUPPLY INC	992.00	0.196991940	195.41
LEASE & FACILITY MAINTENANCE	GARNER PUMP & SUPPLY INC	9.27	0.196991940	1.83
LEASE & FACILITY MAINTENANCE	D&C ELECTRIC LLC	1,150.31	0.196991940	226.60
LEASE & FACILITY MAINTENANCE	BLADE SERVICES LLC	1,426.87	0.196991940	281.08
LEASE & FACILITY MAINTENANCE	TURNCO ENTERPRISES LLC	41.25	0.196991940	8.13
LEASE & FACILITY MAINTENANCE	TURNCO ENTERPRISES LLC	45.00	0.196991940	8.87
LEASE & FACILITY MAINTENANCE	TURNCO ENTERPRISES LLC	18.75	0.196991940	3.69
LEASE & FACILITY MAINTENANCE	TURNCO ENTERPRISES LLC	26.25	0.196991940	5.17

## MEWBOURNE OIL COMPANY

Page 9

SIANA OIL & GAS CO, LLC  
TOM M RAGSDALE  
P O BOX 2246  
CONROE, TX 77305

INVOICE NO.: 202107-25519  
INVOICE DATE: 7-31-2021  
OWNER: 035904-1  
BILLING FOR: July 2021

REFERENCE/DESCRIPTION OF CHARGES		GROSS CHARGES	WORKING INTEREST	NET CHARGE
LEASE & FACILITY MAINTENANCE	TURNCO ENTERPRISES LLC	11.25	0.196991940	2.22
LEASE & FACILITY MAINTENANCE	INGRAM PROFESSIONAL SERV	17.26	0.196991940	3.40
MISCELLANEOUS EQUIPMENT RENTAL	MEWBOURNE OIL COMPANY	235.20	0.196991940	46.33
OVERHEAD-FIXED RATE	MEWBOURNE OIL COMPANY	889.09	0.196991940	175.14
PUMPING	MEWBOURNE OIL COMPANY	900.00	0.196991940	177.30
PUMPING	MEWBOURNE OIL COMPANY	450.00	0.196991940	88.65
RENTAL SERVICES	PRESTIGE EQUIPMENT RENTA	303.47	0.196991940	59.78
RENTAL SERVICES	USA COMPRESSION PARTNER	5,011.26	0.196991940	987.17
SALT WATER DISPOSAL	NGL WATER SOLUTIONS PERM	2,708.32	0.196991940	533.51
SALT WATER DISPOSAL	LIMESTONE BASIN PROPERTIE	37.29	0.196991940	7.34
SITE RESTORATION & EXCAVATION	SUNDANCE SERVICES WEST I	18.19	0.196991940	3.58
Total Lease Operating Expense Cost		19,113.84		3,765.26

## 62906000-30 SUBTOTAL

19,113.84

3,765.26

## PROPERTY 62906000 TOTAL

19,113.84

3,765.26

## PROPERTY: 62915000 62915000-20 CREEDENCE 21/16 W0ED ST COM 2H

Intangible Well Cost

PIPELINE INTERCONNECT	CRESTWOOD PERMIAN BASIN	7,107.68	0.006363620	45.23
Total Intangible Well Cost Cost		7,107.68		45.23

## 62915000-20 SUBTOTAL

7,107.68

45.23

## PROPERTY: 62915000 62915000-30 CREEDENCE 21/16 W0ED ST COM 2H

Lease Operating Expense

COMPANY SUPERVISION	MEWBOURNE OIL COMPANY	312.50	0.006363620	1.99
COMPRESSOR MAINTENANCE	TRINITY OILFIELD SERVICES &	51.66	0.006363620	0.33
EMISSIONS CONTROL EQUIPMENT MAINTENANCE	JADE CONSTRUCTION LLC	194.70	0.006363620	1.24
EMISSIONS CONTROL EQUIPMENT MAINTENANCE	AUTOMATED WELLHEAD COM	292.03	0.006363620	1.86
EMISSIONS CONTROL EQUIPMENT MAINTENANCE	AUTOMATED WELLHEAD COM	166.47	0.006363620	1.06
EMISSIONS CONTROL EQUIPMENT MAINTENANCE	AUTOMATED WELLHEAD COM	269.66	0.006363620	1.72
EMISSIONS CONTROL EQUIPMENT MAINTENANCE	AUTOMATED WELLHEAD COM	532.15	0.006363620	3.39
FUEL/ POWER / ELECTRICAL	XCEL ENERGY	2,041.17	0.006363620	12.99
GATHERING/TREATING/DEHYDRATION	MEWBOURNE OIL COMPANY-I	38.01	0.006363620	0.24
LEASE & FACILITY	MEWBOURNE OIL COMPANY	187.50	0.006363620	1.19
LEASE & FACILITY	MEWBOURNE OIL COMPANY	255.00	0.006363620	1.62
LEASE & FACILITY	MEWBOURNE OIL COMPANY	375.00	0.006363620	2.39
LEASE & FACILITY MAINTENANCE	KEYSTONE PUMP & SUPPLY LI	86.51	0.006363620	0.55
LEASE & FACILITY MAINTENANCE	JADE CONSTRUCTION LLC	890.05	0.006363620	5.66
LEASE & FACILITY MAINTENANCE	JADE CONSTRUCTION LLC	55.63	0.006363620	0.35
LEASE & FACILITY MAINTENANCE	JADE CONSTRUCTION LLC	83.45	0.006363620	0.53
LEASE & FACILITY MAINTENANCE	JADE CONSTRUCTION LLC	556.28	0.006363620	3.54
LEASE & FACILITY MAINTENANCE	TURNCO ENTERPRISES LLC	200.00	0.006363620	1.27
LEASE & FACILITY MAINTENANCE	SARGE TRUCKING SERVICES, I	60.55	0.006363620	0.39

## MEWBOURNE OIL COMPANY

SIANA OIL & GAS CO, LLC  
TOM M RAGSDALE  
P O BOX 2246  
CONROE, TX 77305

INVOICE NO.: 202107-25519  
INVOICE DATE: 7-31-2021  
OWNER: 035904-1  
BILLING FOR: July 2021

REFERENCE/DESCRIPTION OF CHARGES		GROSS CHARGES	WORKING INTEREST	NET CHARGE
OVERHEAD-FIXED RATE	MEWBOURNE OIL COMPANY	889.09	0.006363620	5.66
PRIME MOVER / PUMP MAINTENANCE	INGRAM PROFESSIONAL SERV	45.36	0.006363620	0.29
PUMPING	MEWBOURNE OIL COMPANY	900.00	0.006363620	5.73
PUMPING	MEWBOURNE OIL COMPANY	900.00	0.006363620	5.73
RENTAL SERVICES	KODIAK GAS SERVICES LLC	3,715.83	0.006363620	23.65
SALT WATER DISPOSAL	MEWBOURNE OIL COMPANY	43,916.09	0.006363620	279.47
Total Lease Operating Expense Cost		57,014.69		362.84
<b>62915000-30 SUBTOTAL</b>		<b>57,014.69</b>	<b>362.84</b>	
<b>PROPERTY 62915000 TOTAL</b>		<b>64,122.37</b>	<b>408.07</b>	
<b>PROPERTY: 62916000 62916000-20 CREEDENCE 21/16 W1ED ST COM 1H</b>				
<u>Intangible Well Cost</u>				
PIPELINE INTERCONNECT	CRESTWOOD PERMIAN BASIN	7,107.68	0.006363620	45.23
Total Intangible Well Cost Cost		7,107.68		45.23
<b>62916000-20 SUBTOTAL</b>		<b>7,107.68</b>	<b>45.23</b>	
<b>PROPERTY: 62916000 62916000-30 CREEDENCE 21/16 W1ED ST COM 1H</b>				
<u>Lease Operating Expense</u>				
COMPANY SUPERVISION	MEWBOURNE OIL COMPANY	312.50	0.006363620	1.99
COMPRESSOR MAINTENANCE	TRINITY OILFIELD SERVICES &	51.65	0.006363620	0.33
EMISSIONS CONTROL EQUIPMENT MAINTENANCE	JADE CONSTRUCTION LLC	194.70	0.006363620	1.24
EMISSIONS CONTROL EQUIPMENT MAINTENANCE	AUTOMATED WELLHEAD COM	292.01	0.006363620	1.86
EMISSIONS CONTROL EQUIPMENT MAINTENANCE	AUTOMATED WELLHEAD COM	166.47	0.006363620	1.06
EMISSIONS CONTROL EQUIPMENT MAINTENANCE	AUTOMATED WELLHEAD COM	269.66	0.006363620	1.72
EMISSIONS CONTROL EQUIPMENT MAINTENANCE	AUTOMATED WELLHEAD COM	532.13	0.006363620	3.39
FUEL/ POWER / ELECTRICAL	XCEL ENERGY	3,044.54	0.006363620	19.37
GATHERING/TREATING/DEHYDRATION	MEWBOURNE OIL COMPANY-I	38.01	0.006363620	0.24
LEASE & FACILITY	MEWBOURNE OIL COMPANY	187.50	0.006363620	1.19
LEASE & FACILITY	MEWBOURNE OIL COMPANY	255.00	0.006363620	1.62
LEASE & FACILITY MAINTENANCE	KEYSTONE PUMP & SUPPLY LI	86.51	0.006363620	0.55
LEASE & FACILITY MAINTENANCE	JADE CONSTRUCTION LLC	55.62	0.006363620	0.35
LEASE & FACILITY MAINTENANCE	JADE CONSTRUCTION LLC	83.44	0.006363620	0.53
LEASE & FACILITY MAINTENANCE	JADE CONSTRUCTION LLC	556.28	0.006363620	3.54
LEASE & FACILITY MAINTENANCE	TURNCO ENTERPRISES LLC	400.00	0.006363620	2.55
LEASE & FACILITY MAINTENANCE	SARGE TRUCKING SERVICES, I	60.55	0.006363620	0.39
OVERHEAD-FIXED RATE	MEWBOURNE OIL COMPANY	889.09	0.006363620	5.66
PRIME MOVER / PUMP MAINTENANCE	INGRAM PROFESSIONAL SERV	45.41	0.006363620	0.29
PUMPING	MEWBOURNE OIL COMPANY	900.00	0.006363620	5.73
PUMPING	MEWBOURNE OIL COMPANY	900.00	0.006363620	5.73
RENTAL SERVICES	KODIAK GAS SERVICES LLC	3,715.83	0.006363620	23.65
SALT WATER DISPOSAL	MEWBOURNE OIL COMPANY	72,856.94	0.006363620	463.63
Total Lease Operating Expense Cost		85,893.84		546.61

## MEWBOURNE OIL COMPANY

SIANA OIL & GAS CO, LLC  
TOM M RAGSDALE  
P O BOX 2246  
CONROE, TX 77305

INVOICE NO.: 202107-25519  
INVOICE DATE: 7-31-2021  
OWNER: 035904-1  
BILLING FOR: July 2021

REFERENCE/DESCRIPTION OF CHARGES		GROSS CHARGES	WORKING INTEREST	NET CHARGE
<b>62916000-30 SUBTOTAL</b>		<b>85,893.84</b>	<b>546.61</b>	
<b>PROPERTY 62916000 TOTAL</b>		<b>93,001.52</b>	<b>591.84</b>	
<b>PROPERTY: 62948000 62948000-10 INLAND 26/23 B2PI STATE COM 1H</b>				
<u>Intangible Well Cost</u>				
COMPANY SUPERVISION	MEWBOURNE OIL COMPANY	-550.00	0.100000000	-55.00
COMPANY SUPERVISION	MEWBOURNE OIL COMPANY	550.00	0.100000000	55.00
Total Intangible Well Cost Cost		0.00		0.00
<u>Intangible Well Cost</u>				
REGULATORY PERMITS & SURVEYS	RRC ENERGY SERVICES LLC	-2,055.08	0.100000000	-205.51
REGULATORY PERMITS & SURVEYS	RRC ENERGY SERVICES LLC	2,055.08	0.100000000	205.51
Total Intangible Well Cost Cost		0.00		0.00
<u>Intangible Well Cost</u>				
COMPANY SUPERVISION	MEWBOURNE OIL COMPANY	-1,125.00	0.100000000	-112.50
COMPANY SUPERVISION	MEWBOURNE OIL COMPANY	-562.50	0.100000000	-56.25
COMPANY SUPERVISION	MEWBOURNE OIL COMPANY	-368.75	0.100000000	-36.88
COMPANY SUPERVISION	MEWBOURNE OIL COMPANY	1,125.00	0.100000000	112.50
COMPANY SUPERVISION	MEWBOURNE OIL COMPANY	562.50	0.100000000	56.25
COMPANY SUPERVISION	MEWBOURNE OIL COMPANY	368.75	0.100000000	36.88
Total Intangible Well Cost Cost		0.00		0.00
<u>Intangible Well Cost</u>				
REGULATORY PERMITS & SURVEYS	RRC ENERGY SERVICES LLC	-234.99	0.100000000	-23.50
REGULATORY PERMITS & SURVEYS	RRC ENERGY SERVICES LLC	234.99	0.100000000	23.50
Total Intangible Well Cost Cost		0.00		0.00
<u>Intangible Well Cost</u>				
COMPANY SUPERVISION	MEWBOURNE OIL COMPANY	-625.00	0.100000000	-62.50
COMPANY SUPERVISION	MEWBOURNE OIL COMPANY	-625.00	0.100000000	-62.50
LOCATION / ROAD / SITE / PREPARATION	THE MERCHANT LIVESTOCK C	-18,029.14	0.100000000	-1,802.91
LOCATION / ROAD / SITE / PREPARATION	THE MERCHANT LIVESTOCK C	-6,958.80	0.100000000	-695.88
REGULATORY PERMITS & SURVEYS	RRC ENERGY SERVICES LLC	-2,685.20	0.100000000	-268.52
COMPANY SUPERVISION	MEWBOURNE OIL COMPANY	625.00	0.100000000	62.50
COMPANY SUPERVISION	MEWBOURNE OIL COMPANY	625.00	0.100000000	62.50
LOCATION / ROAD / SITE / PREPARATION	THE MERCHANT LIVESTOCK C	18,029.14	0.100000000	1,802.92
LOCATION / ROAD / SITE / PREPARATION	THE MERCHANT LIVESTOCK C	6,958.80	0.100000000	695.88
REGULATORY PERMITS & SURVEYS	RRC ENERGY SERVICES LLC	2,685.20	0.100000000	268.52
Total Intangible Well Cost Cost		0.00		0.01
<u>Intangible Well Cost</u>				

## MEWBOURNE OIL COMPANY

SIANA OIL & GAS CO, LLC  
TOM M RAGSDALE  
P O BOX 2246  
CONROE, TX 77305

INVOICE NO.: 202107-25519  
INVOICE DATE: 7-31-2021  
OWNER: 035904-1  
BILLING FOR: July 2021

REFERENCE/DESCRIPTION OF CHARGES		GROSS CHARGES	WORKING INTEREST	NET CHARGE
COMPANY SUPERVISION	MEWBOURNE OIL COMPANY	-625.00	0.100000000	-62.50
COMPANY SUPERVISION	MEWBOURNE OIL COMPANY	-1,562.50	0.100000000	-156.25
LOCATION / ROAD / SITE / PREPARATION	TRINITY OILFIELD SERVICES &	-31,423.17	0.100000000	-3,142.32
COMPANY SUPERVISION	MEWBOURNE OIL COMPANY	625.00	0.100000000	62.50
COMPANY SUPERVISION	MEWBOURNE OIL COMPANY	1,562.50	0.100000000	156.25
LOCATION / ROAD / SITE / PREPARATION	TRINITY OILFIELD SERVICES &	31,423.17	0.100000000	3,142.32
Total Intangible Well Cost Cost		0.00		0.00
<u>Intangible Well Cost</u>				
COMPANY SUPERVISION	MEWBOURNE OIL COMPANY	-625.00	0.100000000	-62.50
COMPANY SUPERVISION	MEWBOURNE OIL COMPANY	-1,031.25	0.100000000	-103.13
COMPANY SUPERVISION	MEWBOURNE OIL COMPANY	625.00	0.100000000	62.50
COMPANY SUPERVISION	MEWBOURNE OIL COMPANY	1,031.25	0.100000000	103.12
Total Intangible Well Cost Cost		0.00		-0.01
<u>Intangible Well Cost</u>				
COMPANY SUPERVISION	MEWBOURNE OIL COMPANY	-325.00	0.100000000	-32.50
COMPANY SUPERVISION	MEWBOURNE OIL COMPANY	-650.00	0.100000000	-65.00
COMPANY SUPERVISION	MEWBOURNE OIL COMPANY	-650.00	0.100000000	-65.00
COMPANY SUPERVISION	MEWBOURNE OIL COMPANY	-412.50	0.100000000	-41.25
COMPANY SUPERVISION	MEWBOURNE OIL COMPANY	-1,300.00	0.100000000	-130.00
REGULATORY PERMITS & SURVEYS	BOONE ARCHAEOLOGICAL RE	-957.75	0.100000000	-95.78
COMPANY SUPERVISION	MEWBOURNE OIL COMPANY	325.00	0.100000000	32.50
COMPANY SUPERVISION	MEWBOURNE OIL COMPANY	650.00	0.100000000	64.99
COMPANY SUPERVISION	MEWBOURNE OIL COMPANY	650.00	0.100000000	64.99
COMPANY SUPERVISION	MEWBOURNE OIL COMPANY	412.50	0.100000000	41.25
COMPANY SUPERVISION	MEWBOURNE OIL COMPANY	1,300.00	0.100000000	130.00
REGULATORY PERMITS & SURVEYS	BOONE ARCHAEOLOGICAL RE	957.75	0.100000000	95.77
Total Intangible Well Cost Cost		0.00		-0.03
<u>Intangible Well Cost</u>				
COMPANY SUPERVISION	MEWBOURNE OIL COMPANY	-1,275.00	0.100000000	-127.50
REGULATORY PERMITS & SURVEYS	RRC ENERGY SERVICES LLC	-848.22	0.100000000	-84.82
COMPANY SUPERVISION	MEWBOURNE OIL COMPANY	1,275.00	0.100000000	127.50
REGULATORY PERMITS & SURVEYS	RRC ENERGY SERVICES LLC	848.22	0.100000000	84.82
Total Intangible Well Cost Cost		0.00		0.00
<u>Intangible Well Cost</u>				
CEMENTING	WEATHERFORD US LP	-25,572.67	0.100000000	-2,557.26
CEMENTING	WEATHERFORD US LP	-2,248.21	0.100000000	-224.82
CEMENTING	WEATHERFORD US LP	-3,385.03	0.100000000	-338.50
CEMENTING	UNIVERSAL PRESSURE PUMPI	-27,538.49	0.100000000	-2,753.85



## MEWBOURNE OIL COMPANY

Page 13

SIANA OIL & GAS CO, LLC  
TOM M RAGSDALE  
P O BOX 2246  
CONROE, TX 77305

INVOICE NO.: 202107-25519  
INVOICE DATE: 7-31-2021  
OWNER: 035904-1  
BILLING FOR: July 2021

REFERENCE/DESCRIPTION OF CHARGES		GROSS CHARGES	WORKING INTEREST	NET CHARGE
COMPANY SUPERVISION	MEWBOURNE OIL COMPANY	-600.00	0.100000000	-60.00
COMPANY SUPERVISION	MEWBOURNE OIL COMPANY	-525.00	0.100000000	-52.50
COMPANY SUPERVISION	MEWBOURNE OIL COMPANY	-195.00	0.100000000	-19.50
COMPANY SUPERVISION	MEWBOURNE OIL COMPANY	-2,812.50	0.100000000	-281.25
REGULATORY PERMITS & SURVEYS	A-1 SIGN ENGRAVERS INC	-88.54	0.100000000	-8.85
TRANSPORTATION	L & R WELL SERVICE INC	-890.05	0.100000000	-89.00
TRANSPORTATION	HUGHES OILFIELD TRANSPOR	-386.65	0.100000000	-38.67
TRANSPORTATION	MCCULLAR AND SON'S WELDI	-694.82	0.100000000	-69.48
TRANSPORTATION	MCCULLAR AND SON'S WELDI	-1,068.96	0.100000000	-106.90
WELDING / CONSTRUCTION / MAINT. SERVICES	MCCULLAR AND SON'S WELDI	-654.20	0.100000000	-65.42
WELDING / CONSTRUCTION / MAINT. SERVICES	MC WELDING LLC	-419.59	0.100000000	-41.96
CEMENTING	WEATHERFORD US LP	25,572.67	0.100000000	2,557.27
CEMENTING	WEATHERFORD US LP	2,248.21	0.100000000	224.82
CEMENTING	WEATHERFORD US LP	3,385.03	0.100000000	338.50
CEMENTING	UNIVERSAL PRESSURE PUMPI	27,538.49	0.100000000	2,753.85
COMPANY SUPERVISION	MEWBOURNE OIL COMPANY	-600.00	0.100000000	60.00
COMPANY SUPERVISION	MEWBOURNE OIL COMPANY	525.00	0.100000000	52.50
COMPANY SUPERVISION	MEWBOURNE OIL COMPANY	195.00	0.100000000	19.50
COMPANY SUPERVISION	MEWBOURNE OIL COMPANY	2,812.50	0.100000000	281.25
REGULATORY PERMITS & SURVEYS	A-1 SIGN ENGRAVERS INC	88.54	0.100000000	8.86
TRANSPORTATION	L & R WELL SERVICE INC	890.05	0.100000000	89.01
TRANSPORTATION	HUGHES OILFIELD TRANSPOR	386.65	0.100000000	38.67
TRANSPORTATION	MCCULLAR AND SON'S WELDI	694.82	0.100000000	69.49
TRANSPORTATION	MCCULLAR AND SON'S WELDI	1,068.96	0.100000000	106.90
WELDING / CONSTRUCTION / MAINT. SERVICES	MCCULLAR AND SON'S WELDI	654.20	0.100000000	65.41
WELDING / CONSTRUCTION / MAINT. SERVICES	MC WELDING LLC	419.59	0.100000000	41.96
Total Intangible Well Cost Cost		0.00		0.03

Intangible Well Cost

BITS	NATIONAL OILWELL DHT LP	-8,294.12	0.100000000	-829.41
BITS	ULTERRA DRILLING TECHNOI	-10,540.51	0.100000000	-1,054.05
BITS	ULTERRA DRILLING TECHNOI	-18,316.91	0.100000000	-1,831.69
BITS	TAUREX DRILL BITS LLC	-8,123.51	0.100000000	-812.35
BITS	TAUREX DRILL BITS LLC	-10,233.51	0.100000000	-1,023.35
CEMENTING	WEATHERFORD US LP	-1,502.29	0.100000000	-150.23
CEMENTING	UNIVERSAL PRESSURE PUMPI	-32,545.95	0.100000000	-3,254.59
CEMENTING	UNIVERSAL PRESSURE PUMPI	-19,825.51	0.100000000	-1,982.55
COMPANY SUPERVISION	MEWBOURNE OIL COMPANY	-600.00	0.100000000	-60.00
COMPANY SUPERVISION	MEWBOURNE OIL COMPANY	-1,500.00	0.100000000	-150.00
COMPANY SUPERVISION	MEWBOURNE OIL COMPANY	-5,218.50	0.100000000	-521.85
COMPANY SUPERVISION	MEWBOURNE OIL COMPANY	-1,050.00	0.100000000	-105.00
COMPANY SUPERVISION	MEWBOURNE OIL COMPANY	-1,695.00	0.100000000	-169.50

## MEWBOURNE OIL COMPANY

SIANA OIL & GAS CO, LLC  
TOM M RAGSDALE  
P O BOX 2246  
CONROE, TX 77305

INVOICE NO.: 202107-25519  
INVOICE DATE: 7-31-2021  
OWNER: 035904-1  
BILLING FOR: July 2021

REFERENCE/DESCRIPTION OF CHARGES		GROSS CHARGES	WORKING INTEREST	NET CHARGE
COMPANY SUPERVISION	MEWBOURNE OIL COMPANY	-2,250.00	0.100000000	-225.00
COMPANY SUPERVISION	MEWBOURNE OIL COMPANY	-5,040.00	0.100000000	-504.00
COMPANY SUPERVISION	MEWBOURNE OIL COMPANY	-2,362.50	0.100000000	-236.25
COMPANY SUPERVISION	MEWBOURNE OIL COMPANY	-550.00	0.100000000	-55.00
COMPANY SUPERVISION	MEWBOURNE OIL COMPANY	-5,943.00	0.100000000	-594.30
COMPANY SUPERVISION	MEWBOURNE OIL COMPANY	-1,575.00	0.100000000	-157.50
COMPANY SUPERVISION	MEWBOURNE OIL COMPANY	-1,911.00	0.100000000	-191.10
COMPANY SUPERVISION	MEWBOURNE OIL COMPANY	-4,725.00	0.100000000	-472.50
COMPANY SUPERVISION	MEWBOURNE OIL COMPANY	-4,125.00	0.100000000	-412.50
COMPANY SUPERVISION	MEWBOURNE OIL COMPANY	-12,600.00	0.100000000	-1,260.00
CONTRACT SERVICES & SUPERVISION	GSM OILFIELD SERVICES INC	-4,747.50	0.100000000	-474.75
CONTRACT SERVICES & SUPERVISION	GSM OILFIELD SERVICES INC	-11,077.50	0.100000000	-1,107.75
CONTRACT SERVICES & SUPERVISION	GSM OILFIELD SERVICES INC	-11,077.50	0.100000000	-1,107.75
CONTRACT SERVICES & SUPERVISION	GSM OILFIELD SERVICES INC	-11,077.50	0.100000000	-1,107.75
CONTRACT SERVICES & SUPERVISION	GSM OILFIELD SERVICES INC	-11,077.50	0.100000000	-1,107.75
EQUIPMENT RENTAL	THE SYDCO SYSTEM INC	-1,879.98	0.100000000	-188.00
EQUIPMENT RENTAL	MAN WELDING SERVICE	-1,055.00	0.100000000	-105.50
EQUIPMENT RENTAL	PASON SYSTEMS USA CORPOR	-13,649.59	0.100000000	-1,364.96
EQUIPMENT RENTAL	WEATHERFORD US LP	-3,508.79	0.100000000	-350.88
EQUIPMENT RENTAL	WEATHERFORD US LP	-9,944.24	0.100000000	-994.43
EQUIPMENT RENTAL	BLAIR TOOL LLC	-5,833.30	0.100000000	-583.33
EQUIPMENT RENTAL	BLAIR TOOL LLC	-710.30	0.100000000	-71.03
EQUIPMENT RENTAL	CAMPBELL OILFIELD SERVICE	-45,866.04	0.100000000	-4,586.61
EQUIPMENT RENTAL	LA ENTERPRISE SERVICES INC	-402.10	0.100000000	-40.21
EQUIPMENT RENTAL	LA ENTERPRISE SERVICES INC	-1,345.60	0.100000000	-134.56
EQUIPMENT RENTAL	LA ENTERPRISE SERVICES INC	-1,429.70	0.100000000	-142.97
EQUIPMENT RENTAL	LA ENTERPRISE SERVICES INC	-2,901.45	0.100000000	-290.14
EQUIPMENT RENTAL	FRAC TANK RENTALS LLC	-9,586.42	0.100000000	-958.64
EQUIPMENT RENTAL	LUCKY HEALTH & SAFETY LL	-1,781.85	0.100000000	-178.19
EQUIPMENT RENTAL	LUCKY HEALTH & SAFETY LL	-1,288.16	0.100000000	-128.82
EQUIPMENT RENTAL	POWERSAT COMMUNICATION	-5,215.12	0.100000000	-521.51
EQUIPMENT RENTAL	DRILLING TOOLS INTERNATIC	-569.94	0.100000000	-56.99
EQUIPMENT RENTAL	DRILLING TOOLS INTERNATIC	-10,550.00	0.100000000	-1,055.00
EQUIPMENT RENTAL	INVICTUS TOOLS LLC	-1,576.00	0.100000000	-157.60
EQUIPMENT RENTAL	PATTERSON UTI DRILLING CO	-527.51	0.100000000	-52.75
EQUIPMENT RENTAL	PATTERSON UTI DRILLING CO	-5,802.51	0.100000000	-580.25
FUEL	FRONK OIL COMPANY INC	-12,748.01	0.100000000	-1,274.81
FUEL	FRONK OIL COMPANY INC	-10,593.75	0.100000000	-1,059.37
FUEL	FRONK OIL COMPANY INC	-13,107.24	0.100000000	-1,310.72
FUEL	FRONK OIL COMPANY INC	-13,411.47	0.100000000	-1,341.15
FUEL	FRONK OIL COMPANY INC	-12,774.88	0.100000000	-1,277.49
FUEL	FRONK OIL COMPANY INC	11,509.29	0.100000000	1,150.93

## MEWBOURNE OIL COMPANY

SIANA OIL & GAS CO, LLC  
TOM M RAGSDALE  
P O BOX 2246  
CONROE, TX 77305

INVOICE NO.: 202107-25519  
INVOICE DATE: 7-31-2021  
OWNER: 035904-1  
BILLING FOR: July 2021

REFERENCE/DESCRIPTION OF CHARGES		GROSS CHARGES	WORKING INTEREST	NET CHARGE
INSPECTION & REPAIR SERVICES	CONNECTION INSPECTION SEI	-2,214.86	0.100000000	-221.48
INTANGIBLE SUPPLIES	GARNER PUMP & SUPPLY INC	-233.13	0.100000000	-23.31
INTANGIBLE SUPPLIES	CONTINENTAL WIRE CLOTH L	-8,925.31	0.100000000	-892.53
INTANGIBLE SUPPLIES	WELLBORE INTEGRITY SOLUT	-1,948.50	0.100000000	-194.85
LOCATION / RESTORATION	DUKE OILFIELD SERVICES LLC	-379.80	0.100000000	-37.98
LOCATION / RESTORATION	R360 ENVIRONMENTAL SOLUT	-1,460.12	0.100000000	-146.02
LOCATION / RESTORATION	R360 ENVIRONMENTAL SOLUT	-13,546.20	0.100000000	-1,354.62
LOCATION / RESTORATION	R360 ENVIRONMENTAL SOLUT	-36,824.78	0.100000000	-3,682.48
LOCATION / RESTORATION	AGAVE TRANSPORTATION SEI	-420.50	0.100000000	-42.05
LOCATION / RESTORATION	AGAVE TRANSPORTATION SEI	-9,264.93	0.100000000	-926.49
LOCATION / RESTORATION	AGAVE TRANSPORTATION SEI	-2,956.33	0.100000000	-295.63
LOCATION / RESTORATION	QATAR LLC	-516.70	0.100000000	-51.67
LOCATION / RESTORATION	QATAR LLC	-7,879.67	0.100000000	-787.97
LOCATION / RESTORATION	QATAR LLC	-3,358.55	0.100000000	-335.86
LOCATION / RESTORATION	QATAR LLC	-699.70	0.100000000	-69.97
LOCATION / RESTORATION	QATAR LLC	-349.85	0.100000000	-34.98
LOCATION / RESTORATION	QATAR LLC	-13,950.90	0.100000000	-1,395.09
LOCATION / RESTORATION	QATAR LLC	-2,454.32	0.100000000	-245.43
LOCATION / RESTORATION	QATAR LLC	-5,631.22	0.100000000	-563.12
LOCATION / RESTORATION	QATAR LLC	-6,103.52	0.100000000	-610.36
LOCATION / RESTORATION	QATAR LLC	-4,521.12	0.100000000	-452.11
LOCATION / RESTORATION	QATAR LLC	-3,358.55	0.100000000	-335.86
LOCATION / RESTORATION	SUNDANCE SERVICES WEST II	-4,233.48	0.100000000	-423.35
MUD - SPECIALIZED	NOVA MUD INC	-33,680.46	0.100000000	-3,368.05
MUD - SPECIALIZED	FRONK OIL COMPANY INC	-1,749.89	0.100000000	-174.99
MUD - SPECIALIZED	FRONK OIL COMPANY INC	-13,503.30	0.100000000	-1,350.33
MUD - SPECIALIZED	FRONK OIL COMPANY INC	-13,147.93	0.100000000	-1,314.79
MUD - SPECIALIZED	NOVA TRUCKING LLC	-969.29	0.100000000	-96.93
MUD - SPECIALIZED	QATAR LLC	-645.88	0.100000000	-64.59
MUD - SPECIALIZED	D WEBB INDUSTRIES LLC	-3,825.84	0.100000000	-382.58
MUD - SPECIALIZED	PATTERSON UTI DRILLING CO	-3,196.65	0.100000000	-319.66
TRANSPORTATION	HUGHES OILFIELD TRANSPOR	-1,722.90	0.100000000	-172.29
TRANSPORTATION	HUGHES OILFIELD TRANSPOR	-1,722.90	0.100000000	-172.29
TRANSPORTATION	HUGHES OILFIELD TRANSPOR	-395.13	0.100000000	-39.52
TRANSPORTATION	DIVINE ENERGY SERVICES LL	-529.79	0.100000000	-52.98
TRANSPORTATION	DIVINE ENERGY SERVICES LL	-683.60	0.100000000	-68.36
TRANSPORTATION	DIVINE ENERGY SERVICES LL	-1,709.00	0.100000000	-170.90
TRANSPORTATION	DIVINE ENERGY SERVICES LL	-1,709.00	0.100000000	-170.90
TRANSPORTATION	DIVINE ENERGY SERVICES LL	-427.25	0.100000000	-42.73
TRANSPORTATION	DIVINE ENERGY SERVICES LL	-341.80	0.100000000	-34.18
TRANSPORTATION	MCCULLAR AND SON'S WELDI	-694.82	0.100000000	-69.48
WATER AND OTHER	DUKE OILFIELD SERVICES LLC	-30,277.97	0.100000000	-3,027.80

## MEWBOURNE OIL COMPANY

Page 16

SIANA OIL & GAS CO, LLC  
TOM M RAGSDALE  
P O BOX 2246  
CONROE, TX 77305

INVOICE NO.: 202107-25519

INVOICE DATE: 7-31-2021

OWNER: 035904-1

BILLING FOR: July 2021

REFERENCE/DESCRIPTION OF CHARGES		GROSS CHARGES	WORKING INTEREST	NET CHARGE
WATER AND OTHER	DUKE OILFIELD SERVICES LLC	-13,975.06	0.100000000	-1,397.51
WATER AND OTHER	AGAVE TRANSPORTATION SEI	-1,372.58	0.100000000	-137.26
WATER AND OTHER	AGAVE TRANSPORTATION SEI	-686.29	0.100000000	-68.63
WATER AND OTHER	NOVA TRUCKING LLC	-759.60	0.100000000	-75.96
WATER AND OTHER	NOVA TRUCKING LLC	-1,804.05	0.100000000	-180.40
WATER AND OTHER	QATAR LLC	-523.43	0.100000000	-52.34
WATER AND OTHER	QATAR LLC	-721.23	0.100000000	-72.12
WATER AND OTHER	QATAR LLC	-10,140.23	0.100000000	-1,014.02
WATER AND OTHER	QATAR LLC	-28,866.03	0.100000000	-2,886.60
WATER AND OTHER	QATAR LLC	-3,380.08	0.100000000	-338.01
WATER AND OTHER	QATAR LLC	-1,182.76	0.100000000	-118.27
WATER AND OTHER	QATAR LLC	-2,518.91	0.100000000	-251.89
WELDING / CONSTRUCTION / MAINT. SERVICES	MC WELDING LLC	-567.41	0.100000000	-56.74
BITS	NATIONAL OILWELL DHT LP	8,294.12	0.100000000	829.42
BITS	ULTERRA DRILLING TECHNOI	10,540.51	0.100000000	1,054.05
BITS	ULTERRA DRILLING TECHNOI	18,316.91	0.100000000	1,831.69
BITS	TAUREX DRILL BITS LLC	8,123.51	0.100000000	812.35
BITS	TAUREX DRILL BITS LLC	10,233.51	0.100000000	1,023.36
CEMENTING	WEATHERFORD US LP	1,502.29	0.100000000	150.23
CEMENTING	UNIVERSAL PRESSURE PUMPI	32,545.95	0.100000000	3,254.60
CEMENTING	UNIVERSAL PRESSURE PUMPI	19,825.51	0.100000000	1,982.56
COMPANY SUPERVISION	MEWBOURNE OIL COMPANY	600.00	0.100000000	60.00
COMPANY SUPERVISION	MEWBOURNE OIL COMPANY	1,500.00	0.100000000	150.00
COMPANY SUPERVISION	MEWBOURNE OIL COMPANY	5,218.50	0.100000000	521.84
COMPANY SUPERVISION	MEWBOURNE OIL COMPANY	1,050.00	0.100000000	105.00
COMPANY SUPERVISION	MEWBOURNE OIL COMPANY	1,695.00	0.100000000	169.50
COMPANY SUPERVISION	MEWBOURNE OIL COMPANY	2,250.00	0.100000000	224.99
COMPANY SUPERVISION	MEWBOURNE OIL COMPANY	5,040.00	0.100000000	504.00
COMPANY SUPERVISION	MEWBOURNE OIL COMPANY	2,362.50	0.100000000	236.24
COMPANY SUPERVISION	MEWBOURNE OIL COMPANY	550.00	0.100000000	55.00
COMPANY SUPERVISION	MEWBOURNE OIL COMPANY	5,943.00	0.100000000	594.29
COMPANY SUPERVISION	MEWBOURNE OIL COMPANY	1,575.00	0.100000000	157.50
COMPANY SUPERVISION	MEWBOURNE OIL COMPANY	1,911.00	0.100000000	191.09
COMPANY SUPERVISION	MEWBOURNE OIL COMPANY	4,725.00	0.100000000	472.50
COMPANY SUPERVISION	MEWBOURNE OIL COMPANY	4,125.00	0.100000000	412.50
COMPANY SUPERVISION	MEWBOURNE OIL COMPANY	12,600.00	0.100000000	1,260.00
CONTRACT SERVICES & SUPERVISION	GSM OILFIELD SERVICES INC	4,747.50	0.100000000	474.74
CONTRACT SERVICES & SUPERVISION	GSM OILFIELD SERVICES INC	11,077.50	0.100000000	1,107.75
CONTRACT SERVICES & SUPERVISION	GSM OILFIELD SERVICES INC	11,077.50	0.100000000	1,107.75
CONTRACT SERVICES & SUPERVISION	GSM OILFIELD SERVICES INC	11,077.50	0.100000000	1,107.75
CONTRACT SERVICES & SUPERVISION	GSM OILFIELD SERVICES INC	11,077.50	0.100000000	1,107.75
EQUIPMENT RENTAL	THE SYDCO SYSTEM INC	1,879.98	0.100000000	188.00

## MEWBOURNE OIL COMPANY

SIANA OIL & GAS CO, LLC  
TOM M RAGSDALE  
P O BOX 2246  
CONROE, TX 77305

INVOICE NO.: 202107-25519  
INVOICE DATE: 7-31-2021  
OWNER: 035904-1  
BILLING FOR: July 2021

REFERENCE/DESCRIPTION OF CHARGES		GROSS CHARGES	WORKING INTEREST	NET CHARGE
EQUIPMENT RENTAL	MAN WELDING SERVICE	1,055.00	0.100000000	105.50
EQUIPMENT RENTAL	PASON SYSTEMS USA CORPO	13,649.59	0.100000000	1,364.96
EQUIPMENT RENTAL	WEATHERFORD US LP	3,508.79	0.100000000	350.88
EQUIPMENT RENTAL	WEATHERFORD US LP	9,944.24	0.100000000	994.42
EQUIPMENT RENTAL	BLAIR TOOL LLC	5,833.30	0.100000000	583.32
EQUIPMENT RENTAL	BLAIR TOOL LLC	710.30	0.100000000	71.02
EQUIPMENT RENTAL	CAMPBELL OILFIELD SERVICE	45,866.04	0.100000000	4,586.60
EQUIPMENT RENTAL	LA ENTERPRISE SERVICES INC	402.10	0.100000000	40.21
EQUIPMENT RENTAL	LA ENTERPRISE SERVICES INC	1,345.60	0.100000000	134.56
EQUIPMENT RENTAL	LA ENTERPRISE SERVICES INC	1,429.70	0.100000000	142.97
EQUIPMENT RENTAL	LA ENTERPRISE SERVICES INC	2,901.45	0.100000000	290.14
EQUIPMENT RENTAL	FRAC TANK RENTALS LLC	9,586.42	0.100000000	958.64
EQUIPMENT RENTAL	LUCKY HEALTH & SAFETY LL	1,781.85	0.100000000	178.19
EQUIPMENT RENTAL	LUCKY HEALTH & SAFETY LL	1,288.16	0.100000000	128.82
EQUIPMENT RENTAL	POWERSAT COMMUNICATION	5,215.12	0.100000000	521.51
EQUIPMENT RENTAL	DRILLING TOOLS INTERNATIC	569.94	0.100000000	57.00
EQUIPMENT RENTAL	DRILLING TOOLS INTERNATIC	10,550.00	0.100000000	1,055.00
EQUIPMENT RENTAL	INVICTUS TOOLS LLC	1,576.00	0.100000000	157.60
EQUIPMENT RENTAL	PATTERSON UTI DRILLING CO	527.51	0.100000000	52.75
EQUIPMENT RENTAL	PATTERSON UTI DRILLING CO	5,802.51	0.100000000	580.26
FUEL	FRONK OIL COMPANY INC	12,748.01	0.100000000	1,274.80
FUEL	FRONK OIL COMPANY INC	10,593.75	0.100000000	1,059.38
FUEL	FRONK OIL COMPANY INC	13,107.24	0.100000000	1,310.73
FUEL	FRONK OIL COMPANY INC	13,411.47	0.100000000	1,341.14
FUEL	FRONK OIL COMPANY INC	12,774.88	0.100000000	1,277.49
FUEL	FRONK OIL COMPANY INC	-11,509.29	0.100000000	-1,150.93
INSPECTION & REPAIR SERVICES	CONNECTION INSPECTION SEI	2,214.86	0.100000000	221.49
INTANGIBLE SUPPLIES	GARNER PUMP & SUPPLY INC	233.13	0.100000000	23.31
INTANGIBLE SUPPLIES	CONTINENTAL WIRE CLOTH L	8,925.31	0.100000000	892.54
INTANGIBLE SUPPLIES	WELLBORE INTEGRITY SOLU	1,948.50	0.100000000	194.86
LOCATION / RESTORATION	DUKE OILFIELD SERVICES LLC	379.80	0.100000000	37.98
LOCATION / RESTORATION	R360 ENVIRONMENTAL SOLU	1,460.12	0.100000000	146.01
LOCATION / RESTORATION	R360 ENVIRONMENTAL SOLU	13,546.20	0.100000000	1,354.62
LOCATION / RESTORATION	R360 ENVIRONMENTAL SOLU	36,824.78	0.100000000	3,682.48
LOCATION / RESTORATION	AGAVE TRANSPORTATION SEI	420.50	0.100000000	42.05
LOCATION / RESTORATION	AGAVE TRANSPORTATION SEI	9,264.93	0.100000000	926.49
LOCATION / RESTORATION	AGAVE TRANSPORTATION SEI	2,956.33	0.100000000	295.63
LOCATION / RESTORATION	QATAR LLC	516.70	0.100000000	51.67
LOCATION / RESTORATION	QATAR LLC	7,879.67	0.100000000	787.97
LOCATION / RESTORATION	QATAR LLC	3,358.55	0.100000000	335.86
LOCATION / RESTORATION	QATAR LLC	699.70	0.100000000	69.97
LOCATION / RESTORATION	QATAR LLC	349.85	0.100000000	34.99



## MEWBOURNE OIL COMPANY

SIANA OIL & GAS CO, LLC  
TOM M RAGSDALE  
P O BOX 2246  
CONROE, TX 77305

INVOICE NO.: 202107-25519  
INVOICE DATE: 7-31-2021  
OWNER: 035904-1  
BILLING FOR: July 2021

REFERENCE/DESCRIPTION OF CHARGES		GROSS CHARGES	WORKING INTEREST	NET CHARGE
LOCATION / RESTORATION	QATAR LLC	13,950.90	0.100000000	1,395.10
LOCATION / RESTORATION	QATAR LLC	2,454.32	0.100000000	245.43
LOCATION / RESTORATION	QATAR LLC	5,631.22	0.100000000	563.12
LOCATION / RESTORATION	QATAR LLC	6,103.52	0.100000000	610.36
LOCATION / RESTORATION	QATAR LLC	4,521.12	0.100000000	452.11
LOCATION / RESTORATION	QATAR LLC	3,358.55	0.100000000	335.86
LOCATION / RESTORATION	SUNDANCE SERVICES WEST I	4,233.48	0.100000000	423.35
MUD - SPECIALIZED	NOVA MUD INC	33,680.46	0.100000000	3,368.04
MUD - SPECIALIZED	FRONK OIL COMPANY INC	1,749.89	0.100000000	174.99
MUD - SPECIALIZED	FRONK OIL COMPANY INC	13,503.30	0.100000000	1,350.33
MUD - SPECIALIZED	FRONK OIL COMPANY INC	13,147.93	0.100000000	1,314.79
MUD - SPECIALIZED	NOVA TRUCKING LLC	969.29	0.100000000	96.93
MUD - SPECIALIZED	QATAR LLC	645.88	0.100000000	64.59
MUD - SPECIALIZED	D WEBB INDUSTRIES LLC	3,825.84	0.100000000	382.59
MUD - SPECIALIZED	PATTERSON UTI DRILLING CO	3,196.65	0.100000000	319.66
TRANSPORTATION	HUGHES OILFIELD TRANSPOR	1,722.90	0.100000000	172.29
TRANSPORTATION	HUGHES OILFIELD TRANSPOR	1,722.90	0.100000000	172.29
TRANSPORTATION	HUGHES OILFIELD TRANSPOR	395.13	0.100000000	39.52
TRANSPORTATION	DIVINE ENERGY SERVICES LL	529.79	0.100000000	52.97
TRANSPORTATION	DIVINE ENERGY SERVICES LL	683.60	0.100000000	68.36
TRANSPORTATION	DIVINE ENERGY SERVICES LL	1,709.00	0.100000000	170.90
TRANSPORTATION	DIVINE ENERGY SERVICES LL	1,709.00	0.100000000	170.90
TRANSPORTATION	DIVINE ENERGY SERVICES LL	427.25	0.100000000	42.72
TRANSPORTATION	DIVINE ENERGY SERVICES LL	341.80	0.100000000	34.18
TRANSPORTATION	MCCULLAR AND SON'S WELDI	694.82	0.100000000	69.49
WATER AND OTHER	DUKE OILFIELD SERVICES LLC	30,277.97	0.100000000	3,027.80
WATER AND OTHER	DUKE OILFIELD SERVICES LLC	13,975.06	0.100000000	1,397.50
WATER AND OTHER	AGAVE TRANSPORTATION SEI	1,372.58	0.100000000	137.26
WATER AND OTHER	AGAVE TRANSPORTATION SEI	686.29	0.100000000	68.62
WATER AND OTHER	NOVA TRUCKING LLC	759.60	0.100000000	75.97
WATER AND OTHER	NOVA TRUCKING LLC	1,804.05	0.100000000	180.41
WATER AND OTHER	QATAR LLC	523.43	0.100000000	52.34
WATER AND OTHER	QATAR LLC	721.23	0.100000000	72.12
WATER AND OTHER	QATAR LLC	10,140.23	0.100000000	1,014.02
WATER AND OTHER	QATAR LLC	28,866.03	0.100000000	2,886.60
WATER AND OTHER	QATAR LLC	3,380.08	0.100000000	338.01
WATER AND OTHER	QATAR LLC	1,182.76	0.100000000	118.27
WATER AND OTHER	QATAR LLC	2,518.91	0.100000000	251.89
WELDING / CONSTRUCTION / MAINT. SERVICES	MC WELDING LLC	567.41	0.100000000	56.73
Total Intangible Well Cost Cost		0.00		-0.02
<u>Tangible Well Cost</u>				
CASING (10.1" - 19.0")	SOONER PIPE LLC	-68,576.55	0.100000000	-6,857.66

## MEWBOURNE OIL COMPANY

SIANA OIL & GAS CO, LLC  
TOM M RAGSDALE  
P O BOX 2246  
CONROE, TX 77305

INVOICE NO.: 202107-25519  
INVOICE DATE: 7-31-2021  
OWNER: 035904-1  
BILLING FOR: July 2021

REFERENCE/DESCRIPTION OF CHARGES		GROSS CHARGES	WORKING INTEREST	NET CHARGE
CASING (6.1" - 8.0")	SOONER PIPE LLC	-253,175.80	0.100000000	-25,317.58
CASING (6.1" - 8.0")	BOND COAT INC	-14,081.95	0.100000000	-1,408.19
CASING (8.1" - 10.0")	SOONER PIPE LLC	-133,020.61	0.100000000	-13,302.06
DRILLING HEAD	CAMERON INTERNATIONAL	-28,158.18	0.100000000	-2,815.82
DRILLING HEAD	CAMERON INTERNATIONAL	-3,227.34	0.100000000	-322.73
DRILLING HEAD	CAMERON INTERNATIONAL	-2,670.18	0.100000000	-267.02
DRILLING HEAD	CAMERON INTERNATIONAL	-2,843.63	0.100000000	-284.36
CASING (10.1" - 19.0")	SOONER PIPE LLC	68,576.55	0.100000000	6,857.65
CASING (6.1" - 8.0")	SOONER PIPE LLC	253,175.80	0.100000000	25,317.59
CASING (6.1" - 8.0")	BOND COAT INC	14,081.95	0.100000000	1,408.20
CASING (8.1" - 10.0")	SOONER PIPE LLC	133,020.61	0.100000000	13,302.05
DRILLING HEAD	CAMERON INTERNATIONAL	28,158.18	0.100000000	2,815.81
DRILLING HEAD	CAMERON INTERNATIONAL	3,227.34	0.100000000	322.73
DRILLING HEAD	CAMERON INTERNATIONAL	2,670.18	0.100000000	267.01
DRILLING HEAD	CAMERON INTERNATIONAL	2,843.63	0.100000000	284.36
Total Tangible Well Cost Cost		0.00		-0.02

Netted Owner

## 62948000-10 SUBTOTAL

0.00

-0.04

PROPERTY: 62948000 62948000-20 INLAND 26/23 B2PI STATE COM 1H

Intangible Well Cost

COMPANY SUPERVISION	MEWBOURNE OIL COMPANY	-637.50	0.100000000	-63.75
COMPANY SUPERVISION	MEWBOURNE OIL COMPANY	637.50	0.100000000	63.75
Total Intangible Well Cost Cost		0.00		0.00

Intangible Well Cost

LOCATION / ROAD / SITE / PREPARATION	TRINITY OILFIELD SERVICES &	-23,652.56	0.100000000	-2,365.25
LOCATION / ROAD / SITE / PREPARATION	TRINITY OILFIELD SERVICES &	23,652.56	0.100000000	2,365.26
Total Intangible Well Cost Cost		0.00		0.01

Intangible Well Cost

COMPANY SUPERVISION	MEWBOURNE OIL COMPANY	-650.00	0.100000000	-65.00
COMPANY SUPERVISION	MEWBOURNE OIL COMPANY	650.00	0.100000000	64.99
Total Intangible Well Cost Cost		0.00		-0.01

Intangible Well Cost

CASING / TUBING / SNUBBING SERVICES	BUTCH'S RAT HOLE & ANCHOR	-4,429.06	0.100000000	-442.91
TESTING & FLOWBACK SERVICES	CAMERON INTERNATIONAL	-2,207.63	0.100000000	-220.76
TRANSPORTATION	DIVINE ENERGY SERVICES LL	-529.79	0.100000000	-52.98
TRANSPORTATION	J & C HOT SHOT SERVICE	-650.00	0.100000000	-65.00

## MEWBOURNE OIL COMPANY

Page 20

SIANA OIL & GAS CO, LLC  
TOM M RAGSDALE  
P O BOX 2246  
CONROE, TX 77305

INVOICE NO.: 202107-25519  
INVOICE DATE: 7-31-2021  
OWNER: 035904-1  
BILLING FOR: July 2021

REFERENCE/DESCRIPTION OF CHARGES		GROSS CHARGES	WORKING INTEREST	NET CHARGE
TRANSPORTATION	J & C HOT SHOT SERVICE	-650.00	0.100000000	-65.00
CASING / TUBING / SNUBBING SERVICES	BUTCH'S RAT HOLE & ANCHOR	4,429.06	0.100000000	442.90
TESTING & FLOWBACK SERVICES	CAMERON INTERNATIONAL	2,207.63	0.100000000	220.77
TRANSPORTATION	DIVINE ENERGY SERVICES LL	529.79	0.100000000	52.98
TRANSPORTATION	J & C HOT SHOT SERVICE	650.00	0.100000000	64.99
TRANSPORTATION	J & C HOT SHOT SERVICE	650.00	0.100000000	64.99
Total Intangible Well Cost Cost		0.00		-0.02
<u>Tangible Well Cost</u>				
HORIZONTAL COMPLETION TOOLS	PACKERS PLUS ENERGY SERV	-47,460.23	0.100000000	-4,746.02
HORIZONTAL COMPLETION TOOLS	PACKERS PLUS ENERGY SERV	47,460.23	0.100000000	4,746.03
Total Tangible Well Cost Cost		0.00		0.01

<u>Intangible Well Cost</u>				
OVERHEAD FIXED RATE	MEWBOURNE OIL COMPANY	7,372.66	0.100000000	737.27
WATER AND OTHER	GLENN'S WATER WELL SERVI	175,132.64	0.100000000	17,513.26
Total Intangible Well Cost Cost		182,505.30		18,250.53

<u>Equipment Beyond Wellhead</u>				
SERVICE PUMPS	PCS FERGUSON INC	1,049.56	0.100000000	104.96
Total Equipment Beyond Wellhead Cost		1,049.56		104.96

**62948000-20 SUBTOTAL** **183,554.86** **18,355.48**  
**PROPERTY: 62948000 62948000-30 INLAND 26/23 B2PI STATE COM 1H**

<u>Lease Operating Expense</u>				
COMPANY SUPERVISION	MEWBOURNE OIL COMPANY	1,250.00	0.100000000	125.00
COMPANY SUPERVISION	MEWBOURNE OIL COMPANY	1,250.00	0.100000000	125.00
EMISSIONS CONTROL EQUIPMENT MAINTENANCE	VAPROX LLC	271.35	0.100000000	27.13
EMISSIONS CONTROL EQUIPMENT MAINTENANCE	AUTOMATED WELLHEAD COM	854.95	0.100000000	85.50
LEASE & FACILITY	MEWBOURNE OIL COMPANY	750.00	0.100000000	75.00
LEASE & FACILITY	MEWBOURNE OIL COMPANY	375.00	0.100000000	37.50
LEASE & FACILITY	MEWBOURNE OIL COMPANY	247.50	0.100000000	24.75
LEASE & FACILITY MAINTENANCE	TRINITY OILFIELD SERVICES &	184.62	0.100000000	18.46
LEASE & FACILITY MAINTENANCE	EP&S LLC	578.56	0.100000000	57.86
MISCELLANEOUS EQUIPMENT RENTAL	PACE OILFIELD SERVICES INC	488.83	0.100000000	48.88
OVERHEAD-FIXED RATE	MEWBOURNE OIL COMPANY	889.09	0.100000000	88.91
PUMPING	MEWBOURNE OIL COMPANY	900.00	0.100000000	90.00
PUMPING	MEWBOURNE OIL COMPANY	900.00	0.100000000	90.00
RENTAL SERVICES	USA COMPRESSION PARTNER	4,747.51	0.100000000	474.75
RENTAL SERVICES	MESA NATURAL GAS SOLUTIC	3,390.85	0.100000000	339.08
SALT WATER DISPOSAL	3 BEAR DELAWARE OPERATIN	9,104.95	0.100000000	910.50

## MEWBOURNE OIL COMPANY

SIANA OIL & GAS CO, LLC  
TOM M RAGSDALE  
P O BOX 2246  
CONROE, TX 77305

INVOICE NO.: 202107-25519  
INVOICE DATE: 7-31-2021  
OWNER: 035904-1  
BILLING FOR: July 2021

REFERENCE/DESCRIPTION OF CHARGES		GROSS CHARGES	WORKING INTEREST	NET CHARGE
WELL EQUIPMENT-SURFACE	TNT SPECIALTIES DBA TNT OI	2,368.39	0.100000000	236.84
Total Lease Operating Expense Cost		28,551.60		2,855.16
<b>62948000-30 SUBTOTAL</b>		<b>28,551.60</b>	<b>2,855.16</b>	
<b>PROPERTY 62948000 TOTAL</b>		<b>212,106.46</b>	<b>21,210.60</b>	
<b>62948000PREPAYMENTS</b>				<b>-187,831.17</b>

**PROPERTY: 62958000 62958000-30 GAZELLE 22 B3MD FED COM 1H**Lease Operating Expense

AUTOMATION MAINTENANCE	AMERICAN MILLENNIUM COR	15.79	0.196991940	3.12
CHEMICALS-WATER TREATING	EPDI	230.05	0.196991940	45.32
COMPANY SUPERVISION	MEWBOURNE OIL COMPANY	312.50	0.196991940	61.56
COMPANY SUPERVISION	MEWBOURNE OIL COMPANY	312.50	0.196991940	61.56
COMPANY SUPERVISION	MEWBOURNE OIL COMPANY	625.00	0.196991940	123.12
EMISSIONS CONTROL EQUIPMENT MAINTENANCE	G&A FABRICATION LLC	76.19	0.196991940	15.01
EMISSIONS CONTROL EQUIPMENT MAINTENANCE	G&A FABRICATION LLC	85.95	0.196991940	16.93
EMISSIONS CONTROL EQUIPMENT MAINTENANCE	G&A FABRICATION LLC	133.99	0.196991940	26.40
EMISSIONS CONTROL EQUIPMENT MAINTENANCE	G&A FABRICATION LLC	116.11	0.196991940	22.87
EMISSIONS CONTROL EQUIPMENT MAINTENANCE	G&A FABRICATION LLC	84.07	0.196991940	16.55
EMISSIONS CONTROL EQUIPMENT MAINTENANCE	VAPROX LLC	164.62	0.196991940	32.43
ENVIRONMENTAL & REGULATORY COMPLIANCE	JET LABORATORIES INC	1,313.79	0.196991940	258.80
FUEL/ POWER / ELECTRICAL	XCEL ENERGY	563.04	0.196991940	110.93
GATHERING/TREATING/DEHYDRATION	ENCOMPASS SERVICES, LLC	769.94	0.196991940	151.67
LEASE & FACILITY MAINTENANCE	GARNER PUMP & SUPPLY INC	992.01	0.196991940	195.41
LEASE & FACILITY MAINTENANCE	GARNER PUMP & SUPPLY INC	9.27	0.196991940	1.83
LEASE & FACILITY MAINTENANCE	D&C ELECTRIC LLC	1,150.39	0.196991940	226.61
LEASE & FACILITY MAINTENANCE	BLADE SERVICES LLC	1,426.90	0.196991940	281.09
LEASE & FACILITY MAINTENANCE	TURNCO ENTERPRISES LLC	41.25	0.196991940	8.13
LEASE & FACILITY MAINTENANCE	TURNCO ENTERPRISES LLC	45.00	0.196991940	8.87
LEASE & FACILITY MAINTENANCE	TURNCO ENTERPRISES LLC	18.75	0.196991940	3.69
LEASE & FACILITY MAINTENANCE	TURNCO ENTERPRISES LLC	26.25	0.196991940	5.17
LEASE & FACILITY MAINTENANCE	TURNCO ENTERPRISES LLC	11.25	0.196991940	2.22
LEASE & FACILITY MAINTENANCE	INGRAM PROFESSIONAL SERV	17.28	0.196991940	3.41
MISCELLANEOUS EQUIPMENT RENTAL	MEWBOURNE OIL COMPANY	235.20	0.196991940	46.33
OVERHEAD-FIXED RATE	MEWBOURNE OIL COMPANY	889.09	0.196991940	175.14
PUMPING	MEWBOURNE OIL COMPANY	900.00	0.196991940	177.30
PUMPING	MEWBOURNE OIL COMPANY	450.00	0.196991940	88.65
RENTAL SERVICES	PRESTIGE EQUIPMENT RENTA	303.41	0.196991940	59.77
RENTAL SERVICES	KODIAK GAS SERVICES LLC	4,917.51	0.196991940	968.71
SALT WATER DISPOSAL	NGL WATER SOLUTIONS PERM	1,648.54	0.196991940	324.75
SALT WATER DISPOSAL	LIMESTONE BASIN PROPERTIE	27.79	0.196991940	5.48
SITE RESTORATION & EXCAVATION	SUNDANCE SERVICES WEST II	18.22	0.196991940	3.59
Total Lease Operating Expense Cost		17,931.65		3,532.42

## MEWBOURNE OIL COMPANY

SIANA OIL & GAS CO, LLC  
TOM M RAGSDALE  
P O BOX 2246  
CONROE, TX 77305

INVOICE NO.: 202107-25519  
INVOICE DATE: 7-31-2021  
OWNER: 035904-1  
BILLING FOR: July 2021

REFERENCE/DESCRIPTION OF CHARGES		GROSS CHARGES	WORKING INTEREST	NET CHARGE
<b>62958000-30 SUBTOTAL</b>		<b>17,931.65</b>	<b>3,532.42</b>	
<b>PROPERTY 62958000 TOTAL</b>		<b>17,931.65</b>	<b>3,532.42</b>	
<b>PROPERTY: 72076000 72076000-10 INLAND 26/23 B2OJ STATE COM 1H</b>				
<u>Intangible Well Cost</u>				
COMPANY SUPERVISION	MEWBOURNE OIL COMPANY	-281.25	0.100000000	-28.12
REGULATORY PERMITS & SURVEYS	RRC ENERGY SERVICES LLC	-1,623.29	0.100000000	-162.33
COMPANY SUPERVISION	MEWBOURNE OIL COMPANY	281.25	0.100000000	28.12
REGULATORY PERMITS & SURVEYS	RRC ENERGY SERVICES LLC	1,623.29	0.100000000	162.32
Total Intangible Well Cost Cost		0.00		-0.01
<u>Intangible Well Cost</u>				
COMPANY SUPERVISION	MEWBOURNE OIL COMPANY	-181.25	0.100000000	-18.13
COMPANY SUPERVISION	MEWBOURNE OIL COMPANY	181.25	0.100000000	18.13
Total Intangible Well Cost Cost		0.00		0.00
<u>Intangible Well Cost</u>				
COMPANY SUPERVISION	MEWBOURNE OIL COMPANY	-625.00	0.100000000	-62.50
COMPANY SUPERVISION	MEWBOURNE OIL COMPANY	-625.00	0.100000000	-62.50
LOCATION / ROAD / SITE / PREPARATION	THE MERCHANT LIVESTOCK C	-18,029.13	0.100000000	-1,802.91
LOCATION / ROAD / SITE / PREPARATION	THE MERCHANT LIVESTOCK C	-6,958.80	0.100000000	-695.88
REGULATORY PERMITS & SURVEYS	RRC ENERGY SERVICES LLC	-1,878.12	0.100000000	-187.81
COMPANY SUPERVISION	MEWBOURNE OIL COMPANY	625.00	0.100000000	62.50
COMPANY SUPERVISION	MEWBOURNE OIL COMPANY	625.00	0.100000000	62.50
LOCATION / ROAD / SITE / PREPARATION	THE MERCHANT LIVESTOCK C	18,029.13	0.100000000	1,802.91
LOCATION / ROAD / SITE / PREPARATION	THE MERCHANT LIVESTOCK C	6,958.80	0.100000000	695.88
REGULATORY PERMITS & SURVEYS	RRC ENERGY SERVICES LLC	1,878.12	0.100000000	187.81
Total Intangible Well Cost Cost		0.00		0.00
<u>Intangible Well Cost</u>				
COMPANY SUPERVISION	MEWBOURNE OIL COMPANY	-625.00	0.100000000	-62.50
COMPANY SUPERVISION	MEWBOURNE OIL COMPANY	-425.00	0.100000000	-42.49
COMPANY SUPERVISION	MEWBOURNE OIL COMPANY	-1,562.50	0.100000000	-156.24
LOCATION / ROAD / SITE / PREPARATION	TRINITY OILFIELD SERVICES &	-31,423.17	0.100000000	-3,142.32
REGULATORY PERMITS & SURVEYS	STATE OF NEW MEXICO	-500.00	0.100000000	-50.00
REGULATORY PERMITS & SURVEYS	RRC ENERGY SERVICES LLC	-1,944.63	0.100000000	-194.47
COMPANY SUPERVISION	MEWBOURNE OIL COMPANY	625.00	0.100000000	62.50
COMPANY SUPERVISION	MEWBOURNE OIL COMPANY	425.00	0.100000000	42.50
COMPANY SUPERVISION	MEWBOURNE OIL COMPANY	1,562.50	0.100000000	156.25
LOCATION / ROAD / SITE / PREPARATION	TRINITY OILFIELD SERVICES &	31,423.17	0.100000000	3,142.32
REGULATORY PERMITS & SURVEYS	STATE OF NEW MEXICO	500.00	0.100000000	50.00
REGULATORY PERMITS & SURVEYS	RRC ENERGY SERVICES LLC	1,944.63	0.100000000	194.46



## MEWBOURNE OIL COMPANY

SIANA OIL & GAS CO, LLC  
TOM M RAGSDALE  
P O BOX 2246  
CONROE, TX 77305

INVOICE NO.: 202107-25519  
INVOICE DATE: 7-31-2021  
OWNER: 035904-1  
BILLING FOR: July 2021

REFERENCE/DESCRIPTION OF CHARGES		GROSS CHARGES	WORKING INTEREST	NET CHARGE
Total Intangible Well Cost Cost		0.00		0.01
<u>Intangible Well Cost</u>				
COMPANY SUPERVISION	MEWBOURNE OIL COMPANY	-625.00	0.100000000	-62.50
COMPANY SUPERVISION	MEWBOURNE OIL COMPANY	-1,031.25	0.100000000	-103.13
COMPANY SUPERVISION	MEWBOURNE OIL COMPANY	625.00	0.100000000	62.50
COMPANY SUPERVISION	MEWBOURNE OIL COMPANY	1,031.25	0.100000000	103.12
Total Intangible Well Cost Cost		0.00		-0.01
<u>Intangible Well Cost</u>				
COMPANY SUPERVISION	MEWBOURNE OIL COMPANY	-325.00	0.100000000	-32.50
COMPANY SUPERVISION	MEWBOURNE OIL COMPANY	-650.00	0.100000000	-65.00
COMPANY SUPERVISION	MEWBOURNE OIL COMPANY	-325.00	0.100000000	-32.50
COMPANY SUPERVISION	MEWBOURNE OIL COMPANY	-412.50	0.100000000	-41.25
COMPANY SUPERVISION	MEWBOURNE OIL COMPANY	-1,300.00	0.100000000	-130.00
REGULATORY PERMITS & SURVEYS	BOONE ARCHAEOLOGICAL RE	-957.74	0.100000000	-95.78
WELL / LEASE LEGAL	HINKLE SHANOR LLP	-3,051.43	0.100000000	-305.15
COMPANY SUPERVISION	MEWBOURNE OIL COMPANY	325.00	0.100000000	32.50
COMPANY SUPERVISION	MEWBOURNE OIL COMPANY	650.00	0.100000000	64.99
COMPANY SUPERVISION	MEWBOURNE OIL COMPANY	325.00	0.100000000	32.50
COMPANY SUPERVISION	MEWBOURNE OIL COMPANY	412.50	0.100000000	41.25
COMPANY SUPERVISION	MEWBOURNE OIL COMPANY	1,300.00	0.100000000	130.00
REGULATORY PERMITS & SURVEYS	BOONE ARCHAEOLOGICAL RE	957.74	0.100000000	95.78
WELL / LEASE LEGAL	HINKLE SHANOR LLP	3,051.43	0.100000000	305.14
Total Intangible Well Cost Cost		0.00		-0.02
<u>Intangible Well Cost</u>				
COMPANY SUPERVISION	MEWBOURNE OIL COMPANY	-1,275.00	0.100000000	-127.50
REGULATORY PERMITS & SURVEYS	RRC ENERGY SERVICES LLC	-637.22	0.100000000	-63.72
COMPANY SUPERVISION	MEWBOURNE OIL COMPANY	1,275.00	0.100000000	127.50
REGULATORY PERMITS & SURVEYS	RRC ENERGY SERVICES LLC	637.22	0.100000000	63.72
Total Intangible Well Cost Cost		0.00		0.00
<u>Intangible Well Cost</u>				
COMPANY SUPERVISION	MEWBOURNE OIL COMPANY	-525.00	0.100000000	-52.50
COMPANY SUPERVISION	MEWBOURNE OIL COMPANY	-1,312.50	0.100000000	-131.25
EQUIPMENT RENTAL	LA ENTERPRISE SERVICES INC	-402.09	0.100000000	-40.21
MUD - SPECIALIZED	QATAR LLC	-1,340.19	0.100000000	-134.02
REGULATORY PERMITS & SURVEYS	A-1 SIGN ENGRAVERS INC	-88.50	0.100000000	-8.86
RIG MOBILIZATION / DEMOBILIZATION	CHARLIE'S FIELD SERVICE INC	-785.41	0.100000000	-78.54
RIG MOBILIZATION / DEMOBILIZATION	BRADY'S WELDING & MACHIN	-7,500.00	0.100000000	-750.00
RIG MOBILIZATION / DEMOBILIZATION	BRADY'S WELDING & MACHIN	-66,125.00	0.100000000	-6,612.50

## MEWBOURNE OIL COMPANY

Page 24

SIANA OIL & GAS CO, LLC  
TOM M RAGSDALE  
P O BOX 2246  
CONROE, TX 77305

INVOICE NO.: 202107-25519  
INVOICE DATE: 7-31-2021  
OWNER: 035904-1  
BILLING FOR: July 2021

REFERENCE/DESCRIPTION OF CHARGES		GROSS CHARGES	WORKING INTEREST	NET CHARGE
RIG MOBILIZATION / DEMOBILIZATION	PATTERSON UTI DRILLING CO	-2,802.34	0.100000000	-280.24
WATER AND OTHER	TRINITY OILFIELD SERVICES &	-580.25	0.100000000	-58.03
WELDING / CONSTRUCTION / MAINT. SERVICES	MC WELDING LLC	-419.59	0.100000000	-41.96
COMPANY SUPERVISION	MEWBOURNE OIL COMPANY	525.00	0.100000000	52.51
COMPANY SUPERVISION	MEWBOURNE OIL COMPANY	1,312.50	0.100000000	131.25
EQUIPMENT RENTAL	LA ENTERPRISE SERVICES INC	402.09	0.100000000	40.21
MUD - SPECIALIZED	QATAR LLC	1,340.19	0.100000000	134.02
REGULATORY PERMITS & SURVEYS	A-1 SIGN ENGRAVERS INC	88.50	0.100000000	8.86
RIG MOBILIZATION / DEMOBILIZATION	CHARLIE'S FIELD SERVICE INC	785.41	0.100000000	78.54
RIG MOBILIZATION / DEMOBILIZATION	BRADY'S WELDING & MACHIN	7,500.00	0.100000000	750.01
RIG MOBILIZATION / DEMOBILIZATION	BRADY'S WELDING & MACHIN	66,125.00	0.100000000	6,612.50
RIG MOBILIZATION / DEMOBILIZATION	PATTERSON UTI DRILLING CO	2,802.34	0.100000000	280.24
WATER AND OTHER	TRINITY OILFIELD SERVICES &	580.25	0.100000000	58.03
WELDING / CONSTRUCTION / MAINT. SERVICES	MC WELDING LLC	419.59	0.100000000	41.96
Total Intangible Well Cost Cost		0.00		0.02
<b>Intangible Well Cost</b>				
BITS	ULTERRA DRILLING TECHNOI	-1,162.61	0.100000000	-116.27
BITS	ULTERRA DRILLING TECHNOI	-8,430.51	0.100000000	-843.05
BITS	ULTERRA DRILLING TECHNOI	-8,294.41	0.100000000	-829.44
BITS	ULTERRA DRILLING TECHNOI	-8,294.41	0.100000000	-829.44
CASING / TUBING / SNUBBING SERVICES	BUTCH'S RAT HOLE & ANCHOI	-5,090.38	0.100000000	-509.03
CASING / TUBING / SNUBBING SERVICES	BUTCH'S RAT HOLE & ANCHOI	-3,645.03	0.100000000	-364.50
CASING / TUBING / SNUBBING SERVICES	BUTCH'S RAT HOLE & ANCHOI	-11,713.14	0.100000000	-1,171.31
CEMENTING	WEATHERFORD US LP	-2,248.21	0.100000000	-224.82
CEMENTING	WEATHERFORD US LP	-1,363.99	0.100000000	-136.40
CEMENTING	WEATHERFORD US LP	-25,813.36	0.100000000	-2,581.33
CEMENTING	WEATHERFORD US LP	-3,022.34	0.100000000	-302.24
CEMENTING	PAR FIVE ENERGY SERVICES I	-29,538.72	0.100000000	-2,953.87
CEMENTING	UNIVERSAL PRESSURE PUMPI	-26,308.73	0.100000000	-2,630.88
CEMENTING	UNIVERSAL PRESSURE PUMPI	-29,862.16	0.100000000	-2,986.21
CEMENTING	UNIVERSAL PRESSURE PUMPI	2,970.00	0.100000000	297.00
COMPANY SUPERVISION	MEWBOURNE OIL COMPANY	-600.00	0.100000000	-60.00
COMPANY SUPERVISION	MEWBOURNE OIL COMPANY	-1,837.50	0.100000000	-183.75
COMPANY SUPERVISION	MEWBOURNE OIL COMPANY	-346.50	0.100000000	-34.65
COMPANY SUPERVISION	MEWBOURNE OIL COMPANY	-1,050.00	0.100000000	-105.00
COMPANY SUPERVISION	MEWBOURNE OIL COMPANY	-570.00	0.100000000	-57.01
COMPANY SUPERVISION	MEWBOURNE OIL COMPANY	-3,853.50	0.100000000	-385.35
COMPANY SUPERVISION	MEWBOURNE OIL COMPANY	-1,071.00	0.100000000	-107.10
COMPANY SUPERVISION	MEWBOURNE OIL COMPANY	-525.00	0.100000000	-52.50
COMPANY SUPERVISION	MEWBOURNE OIL COMPANY	-1,575.00	0.100000000	-157.50
COMPANY SUPERVISION	MEWBOURNE OIL COMPANY	-750.00	0.100000000	-75.00

## MEWBOURNE OIL COMPANY

SIANA OIL & GAS CO, LLC  
TOM M RAGSDALE  
P O BOX 2246  
CONROE, TX 77305

INVOICE NO.: 202107-25519

INVOICE DATE: 7-31-2021

OWNER: 035904-1

BILLING FOR: July 2021

REFERENCE/DESCRIPTION OF CHARGES		GROSS CHARGES	WORKING INTEREST	NET CHARGE
COMPANY SUPERVISION	MEWBOURNE OIL COMPANY	-1,575.00	0.100000000	-157.50
DIRECTIONAL SERVICES	ALTITUDE ENERGY PARTNER	-257,923.00	0.100000000	-25,792.30
DIRECTIONAL SERVICES	INVICTUS TOOLS LLC	-2,356.00	0.100000000	-235.60
EQUIPMENT RENTAL	WEATHERFORD US LP	-3,508.79	0.100000000	-350.88
EQUIPMENT RENTAL	WEATHERFORD US LP	-10,467.63	0.100000000	-1,046.77
EQUIPMENT RENTAL	BLAIR TOOL LLC	-5,833.30	0.100000000	-583.33
EQUIPMENT RENTAL	LA ENTERPRISE SERVICES INC	-402.11	0.100000000	-40.21
EQUIPMENT RENTAL	LA ENTERPRISE SERVICES INC	-1,030.23	0.100000000	-103.02
EQUIPMENT RENTAL	LA ENTERPRISE SERVICES INC	-262.81	0.100000000	-26.28
EQUIPMENT RENTAL	LA ENTERPRISE SERVICES INC	-3,326.16	0.100000000	-332.62
EQUIPMENT RENTAL	LA ENTERPRISE SERVICES INC	-1,690.41	0.100000000	-169.04
EQUIPMENT RENTAL	FRAC TANK RENTALS LLC	-881.20	0.100000000	-88.12
EQUIPMENT RENTAL	POWERSAT COMMUNICATION	-672.92	0.100000000	-67.29
EQUIPMENT RENTAL	DRILLING TOOLS INTERNATIC	-1,687.12	0.100000000	-168.71
EQUIPMENT RENTAL	DRILLING TOOLS INTERNATIC	-10,595.83	0.100000000	-1,059.58
EQUIPMENT RENTAL	D WEBB INDUSTRIES LLC	-1,115.65	0.100000000	-111.57
EQUIPMENT RENTAL	PATTERSON UTI DRILLING CO	-527.49	0.100000000	-52.75
FUEL	FRONK OIL COMPANY INC	-13,427.93	0.100000000	-1,342.79
FUEL	FRONK OIL COMPANY INC	-11,509.29	0.100000000	-1,150.93
FUEL	FRONK OIL COMPANY INC	-2,543.71	0.100000000	-254.37
FUEL	FRONK OIL COMPANY INC	-2,234.36	0.100000000	-223.43
FUEL	FRONK OIL COMPANY INC	-13,568.96	0.100000000	-1,356.90
FUEL	FRONK OIL COMPANY INC	-8,303.66	0.100000000	-830.37
FUEL	FRONK OIL COMPANY INC	-7,605.90	0.100000000	-760.59
FUEL	FRONK OIL COMPANY INC	-3,760.67	0.100000000	-376.07
INSPECTION & REPAIR SERVICES	CHARLIE'S FIELD SERVICE INC	-2,567.00	0.100000000	-256.71
INSPECTION & REPAIR SERVICES	CHARLIE'S FIELD SERVICE INC	-2,856.90	0.100000000	-285.68
LOCATION / RESTORATION	DUKE OILFIELD SERVICES LLC	-6,514.63	0.100000000	-651.47
LOCATION / RESTORATION	DUKE OILFIELD SERVICES LLC	-2,743.00	0.100000000	-274.30
LOCATION / RESTORATION	DUKE OILFIELD SERVICES LLC	-1,930.65	0.100000000	-193.06
LOCATION / RESTORATION	AGAVE TRANSPORTATION SEI	-683.31	0.100000000	-68.33
LOCATION / RESTORATION	AGAVE TRANSPORTATION SEI	-289.09	0.100000000	-28.91
LOCATION / RESTORATION	AGAVE TRANSPORTATION SEI	-480.40	0.100000000	-48.04
LOCATION / RESTORATION	QATAR LLC	-12,077.86	0.100000000	-1,207.79
LOCATION / RESTORATION	QATAR LLC	-10,592.35	0.100000000	-1,059.23
LOCATION / RESTORATION	QATAR LLC	-13,692.55	0.100000000	-1,369.25
LOCATION / RESTORATION	QATAR LLC	-8,008.85	0.100000000	-800.88
LOCATION / RESTORATION	SARGE TRUCKING SERVICES, I	-871.93	0.100000000	-87.21
LOCATION / ROAD / SITE / PREPARATION	BUTCH'S RAT HOLE & ANCHOR	-23,360.87	0.100000000	-2,336.09
LOCATION / ROAD / SITE / PREPARATION	DUKE OILFIELD SERVICES LLC	-2,864.32	0.100000000	-286.43
LOCATION / ROAD / SITE / PREPARATION	TRINITY OILFIELD SERVICES &	-2,532.53	0.100000000	-253.25
MUD - SPECIALIZED	FRONK OIL COMPANY INC	-10,740.88	0.100000000	-1,074.08

## MEWBOURNE OIL COMPANY

SIANA OIL & GAS CO, LLC  
TOM M RAGSDALE  
P O BOX 2246  
CONROE, TX 77305

INVOICE NO.: 202107-25519  
INVOICE DATE: 7-31-2021  
OWNER: 035904-1  
BILLING FOR: July 2021

REFERENCE/DESCRIPTION OF CHARGES		GROSS CHARGES	WORKING INTEREST	NET CHARGE
MUD - SPECIALIZED	FRONK OIL COMPANY INC	-5,716.90	0.100000000	-571.69
MUD - SPECIALIZED	FRONK OIL COMPANY INC	-6,548.07	0.100000000	-654.81
MUD - SPECIALIZED	FRONK OIL COMPANY INC	-10,131.88	0.100000000	-1,013.18
MUD - SPECIALIZED	NOVA TRUCKING LLC	-1,028.63	0.100000000	-102.86
MUD - SPECIALIZED	QATAR LLC	-645.87	0.100000000	-64.59
MUD - SPECIALIZED	D WEBB INDUSTRIES LLC	-568.35	0.100000000	-56.83
RIG MOBILIZATION / DEMOBILIZATION	PATTERSON UTI DRILLING CO	-27,737.10	0.100000000	-2,773.71
TRANSPORTATION	DIVINE ENERGY SERVICES LL	-939.95	0.100000000	-93.99
TRANSPORTATION	DIVINE ENERGY SERVICES LL	-683.60	0.100000000	-68.36
TRANSPORTATION	DIVINE ENERGY SERVICES LL	-666.51	0.100000000	-66.65
TRANSPORTATION	MCCULLAR AND SON'S WELDI	-374.14	0.100000000	-37.41
TRANSPORTATION	MCCULLAR AND SON'S WELDI	-620.00	0.100000000	-62.00
TRANSPORTATION	J & C HOT SHOT SERVICE	-650.00	0.100000000	-65.00
WATER AND OTHER	STONE OILFIELD SERVICE INC	-3,188.01	0.100000000	-318.81
WATER AND OTHER	DUKE OILFIELD SERVICES LLC	-34,006.34	0.100000000	-3,400.63
WATER AND OTHER	AGAVE TRANSPORTATION SEI	-4,021.03	0.100000000	-402.10
WATER AND OTHER	AGAVE TRANSPORTATION SEI	-893.56	0.100000000	-89.36
WATER AND OTHER	AGAVE TRANSPORTATION SEI	-1,029.44	0.100000000	-102.94
WATER AND OTHER	NOVA TRUCKING LLC	-1,055.00	0.100000000	-105.50
WATER AND OTHER	QATAR LLC	-419.82	0.100000000	-41.98
WATER AND OTHER	QATAR LLC	-4,894.65	0.100000000	-489.47
WATER AND OTHER	QATAR LLC	-20,581.88	0.100000000	-2,058.19
WATER AND OTHER	SARGE TRUCKING SERVICES, I	-450.00	0.100000000	-45.00
WATER AND OTHER	SARGE TRUCKING SERVICES, I	450.00	0.100000000	45.00
WATER AND OTHER	SARGE TRUCKING SERVICES, I	-17,150.09	0.100000000	-1,715.01
WATER AND OTHER	SARGE TRUCKING SERVICES, I	-450.00	0.100000000	-45.00
WELDING / CONSTRUCTION / MAINT. SERVICES	MC WELDING LLC	-810.58	0.100000000	-81.06
WELL / LEASE INSURANCE	LOCKTON COMPANIES LLC	-3,350.83	0.100000000	-335.08
BITS	ULTERRA DRILLING TECHNOI	1,162.61	0.100000000	116.26
BITS	ULTERRA DRILLING TECHNOI	8,430.51	0.100000000	843.05
BITS	ULTERRA DRILLING TECHNOI	8,294.41	0.100000000	829.44
BITS	ULTERRA DRILLING TECHNOI	8,294.41	0.100000000	829.44
CASING / TUBING / SNUBBING SERVICES	BUTCH'S RAT HOLE & ANCHOI	5,090.38	0.100000000	509.04
CASING / TUBING / SNUBBING SERVICES	BUTCH'S RAT HOLE & ANCHOI	3,645.03	0.100000000	364.51
CASING / TUBING / SNUBBING SERVICES	BUTCH'S RAT HOLE & ANCHOI	11,713.14	0.100000000	1,171.32
CEMENTING	WEATHERFORD US LP	2,248.21	0.100000000	224.82
CEMENTING	WEATHERFORD US LP	1,363.99	0.100000000	136.40
CEMENTING	WEATHERFORD US LP	25,813.36	0.100000000	2,581.34
CEMENTING	WEATHERFORD US LP	3,022.34	0.100000000	302.23
CEMENTING	PAR FIVE ENERGY SERVICES I	29,538.72	0.100000000	2,953.87
CEMENTING	UNIVERSAL PRESSURE PUMPI	26,308.73	0.100000000	2,630.87
CEMENTING	UNIVERSAL PRESSURE PUMPI	29,862.16	0.100000000	2,986.21

## MEWBOURNE OIL COMPANY

SIANA OIL & GAS CO, LLC  
TOM M RAGSDALE  
P O BOX 2246  
CONROE, TX 77305

INVOICE NO.: 202107-25519  
INVOICE DATE: 7-31-2021  
OWNER: 035904-1  
BILLING FOR: July 2021

REFERENCE/DESCRIPTION OF CHARGES		GROSS CHARGES	WORKING INTEREST	NET CHARGE
CEMENTING	UNIVERSAL PRESSURE PUMPING	-2,970.00	0.100000000	-297.00
COMPANY SUPERVISION	MEWBOURNE OIL COMPANY	600.00	0.100000000	60.00
COMPANY SUPERVISION	MEWBOURNE OIL COMPANY	1,837.50	0.100000000	183.75
COMPANY SUPERVISION	MEWBOURNE OIL COMPANY	346.50	0.100000000	34.65
COMPANY SUPERVISION	MEWBOURNE OIL COMPANY	1,050.00	0.100000000	105.00
COMPANY SUPERVISION	MEWBOURNE OIL COMPANY	570.00	0.100000000	57.00
COMPANY SUPERVISION	MEWBOURNE OIL COMPANY	3,853.50	0.100000000	385.35
COMPANY SUPERVISION	MEWBOURNE OIL COMPANY	1,071.00	0.100000000	107.10
COMPANY SUPERVISION	MEWBOURNE OIL COMPANY	525.00	0.100000000	52.51
COMPANY SUPERVISION	MEWBOURNE OIL COMPANY	1,575.00	0.100000000	157.51
COMPANY SUPERVISION	MEWBOURNE OIL COMPANY	750.00	0.100000000	75.00
COMPANY SUPERVISION	MEWBOURNE OIL COMPANY	1,575.00	0.100000000	157.51
DIRECTIONAL SERVICES	ALTITUDE ENERGY PARTNERS	257,923.00	0.100000000	25,792.30
DIRECTIONAL SERVICES	INVICTUS TOOLS LLC	2,356.00	0.100000000	235.59
EQUIPMENT RENTAL	WEATHERFORD US LP	3,508.79	0.100000000	350.88
EQUIPMENT RENTAL	WEATHERFORD US LP	10,467.63	0.100000000	1,046.76
EQUIPMENT RENTAL	BLAIR TOOL LLC	5,833.30	0.100000000	583.33
EQUIPMENT RENTAL	LA ENTERPRISE SERVICES INC	402.11	0.100000000	40.21
EQUIPMENT RENTAL	LA ENTERPRISE SERVICES INC	1,030.23	0.100000000	103.03
EQUIPMENT RENTAL	LA ENTERPRISE SERVICES INC	262.81	0.100000000	26.29
EQUIPMENT RENTAL	LA ENTERPRISE SERVICES INC	3,326.16	0.100000000	332.62
EQUIPMENT RENTAL	LA ENTERPRISE SERVICES INC	1,690.41	0.100000000	169.04
EQUIPMENT RENTAL	FRAC TANK RENTALS LLC	881.20	0.100000000	88.12
EQUIPMENT RENTAL	POWERSAT COMMUNICATION	672.92	0.100000000	67.29
EQUIPMENT RENTAL	DRILLING TOOLS INTERNATIONAL	1,687.12	0.100000000	168.71
EQUIPMENT RENTAL	DRILLING TOOLS INTERNATIONAL	10,595.83	0.100000000	1,059.58
EQUIPMENT RENTAL	D WEBB INDUSTRIES LLC	1,115.65	0.100000000	111.57
EQUIPMENT RENTAL	PATTERSON UTI DRILLING CO	527.49	0.100000000	52.75
FUEL	FRONK OIL COMPANY INC	13,427.93	0.100000000	1,342.79
FUEL	FRONK OIL COMPANY INC	11,509.29	0.100000000	1,150.93
FUEL	FRONK OIL COMPANY INC	2,543.71	0.100000000	254.37
FUEL	FRONK OIL COMPANY INC	2,234.36	0.100000000	223.44
FUEL	FRONK OIL COMPANY INC	13,568.96	0.100000000	1,356.90
FUEL	FRONK OIL COMPANY INC	8,303.66	0.100000000	830.36
FUEL	FRONK OIL COMPANY INC	7,605.90	0.100000000	760.58
FUEL	FRONK OIL COMPANY INC	3,760.67	0.100000000	376.07
INSPECTION & REPAIR SERVICES	CHARLIE'S FIELD SERVICE INC	2,567.00	0.100000000	256.70
INSPECTION & REPAIR SERVICES	CHARLIE'S FIELD SERVICE INC	2,856.90	0.100000000	285.69
LOCATION / RESTORATION	DUKE OILFIELD SERVICES LLC	6,514.63	0.100000000	651.46
LOCATION / RESTORATION	DUKE OILFIELD SERVICES LLC	2,743.00	0.100000000	274.30
LOCATION / RESTORATION	DUKE OILFIELD SERVICES LLC	1,930.65	0.100000000	193.07
LOCATION / RESTORATION	AGAVE TRANSPORTATION SEI	683.31	0.100000000	68.32



## MEWBOURNE OIL COMPANY

SIANA OIL & GAS CO, LLC  
TOM M RAGSDALE  
P O BOX 2246  
CONROE, TX 77305

INVOICE NO.: 202107-25519  
INVOICE DATE: 7-31-2021  
OWNER: 035904-1  
BILLING FOR: July 2021

REFERENCE/DESCRIPTION OF CHARGES		GROSS CHARGES	WORKING INTEREST	NET CHARGE
LOCATION / RESTORATION	AGAVE TRANSPORTATION SEI	289.09	0.100000000	28.91
LOCATION / RESTORATION	AGAVE TRANSPORTATION SEI	480.40	0.100000000	48.04
LOCATION / RESTORATION	QATAR LLC	12,077.86	0.100000000	1,207.78
LOCATION / RESTORATION	QATAR LLC	10,592.35	0.100000000	1,059.24
LOCATION / RESTORATION	QATAR LLC	13,692.55	0.100000000	1,369.25
LOCATION / RESTORATION	QATAR LLC	8,008.85	0.100000000	800.88
LOCATION / RESTORATION	SARGE TRUCKING SERVICES, I	871.93	0.100000000	87.19
LOCATION / ROAD / SITE / PREPARATION	BUTCH'S RAT HOLE & ANCHOR	23,360.87	0.100000000	2,336.08
LOCATION / ROAD / SITE / PREPARATION	DUKE OILFIELD SERVICES LLC	2,864.32	0.100000000	286.43
LOCATION / ROAD / SITE / PREPARATION	TRINITY OILFIELD SERVICES &	2,532.53	0.100000000	253.26
MUD - SPECIALIZED	FRONK OIL COMPANY INC	10,740.88	0.100000000	1,074.08
MUD - SPECIALIZED	FRONK OIL COMPANY INC	5,716.90	0.100000000	571.69
MUD - SPECIALIZED	FRONK OIL COMPANY INC	6,548.07	0.100000000	654.80
MUD - SPECIALIZED	FRONK OIL COMPANY INC	10,131.88	0.100000000	1,013.19
MUD - SPECIALIZED	NOVA TRUCKING LLC	1,028.63	0.100000000	102.86
MUD - SPECIALIZED	QATAR LLC	645.87	0.100000000	64.59
MUD - SPECIALIZED	D WEBB INDUSTRIES LLC	568.35	0.100000000	56.83
RIG MOBILIZATION / DEMOBILIZATION	PATTERSON UTI DRILLING CO	27,737.10	0.100000000	2,773.71
TRANSPORTATION	DIVINE ENERGY SERVICES LL	939.95	0.100000000	93.99
TRANSPORTATION	DIVINE ENERGY SERVICES LL	683.60	0.100000000	68.36
TRANSPORTATION	DIVINE ENERGY SERVICES LL	666.51	0.100000000	66.65
TRANSPORTATION	MCCULLAR AND SON'S WELDI	374.14	0.100000000	37.42
TRANSPORTATION	MCCULLAR AND SON'S WELDI	620.00	0.100000000	62.00
TRANSPORTATION	J & C HOT SHOT SERVICE	650.00	0.100000000	64.99
WATER AND OTHER	STONE OILFIELD SERVICE INC	3,188.01	0.100000000	318.80
WATER AND OTHER	DUKE OILFIELD SERVICES LLC	34,006.34	0.100000000	3,400.63
WATER AND OTHER	AGAVE TRANSPORTATION SEI	4,021.03	0.100000000	402.09
WATER AND OTHER	AGAVE TRANSPORTATION SEI	893.56	0.100000000	89.35
WATER AND OTHER	AGAVE TRANSPORTATION SEI	1,029.44	0.100000000	102.95
WATER AND OTHER	NOVA TRUCKING LLC	1,055.00	0.100000000	105.50
WATER AND OTHER	QATAR LLC	419.82	0.100000000	41.98
WATER AND OTHER	QATAR LLC	4,894.65	0.100000000	489.46
WATER AND OTHER	QATAR LLC	20,581.88	0.100000000	2,058.19
WATER AND OTHER	SARGE TRUCKING SERVICES, I	450.00	0.100000000	45.01
WATER AND OTHER	SARGE TRUCKING SERVICES, I	-450.00	0.100000000	-45.01
WATER AND OTHER	SARGE TRUCKING SERVICES, I	17,150.09	0.100000000	1,715.00
WATER AND OTHER	SARGE TRUCKING SERVICES, I	450.00	0.100000000	45.01
WELDING / CONSTRUCTION / MAINT. SERVICES	MC WELDING LLC	810.58	0.100000000	81.05
WELL / LEASE INSURANCE	LOCKTON COMPANIES LLC	3,350.83	0.100000000	335.09
Total Intangible Well Cost Cost		0.00		-0.04
<u>Tangible Well Cost</u>				
CASING (6.1" - 8.0")	SOONER PIPE LLC	-244,164.92	0.100000000	-24,416.49

## MEWBOURNE OIL COMPANY

SIANA OIL & GAS CO, LLC  
TOM M RAGSDALE  
P O BOX 2246  
CONROE, TX 77305

INVOICE NO.: 202107-25519  
INVOICE DATE: 7-31-2021  
OWNER: 035904-1  
BILLING FOR: July 2021

REFERENCE/DESCRIPTION OF CHARGES		GROSS CHARGES	WORKING INTEREST	NET CHARGE
CASING (6.1" - 8.0")	BOND COAT INC	-13,519.86	0.100000000	-1,351.98
DRILLING HEAD	CAMERON INTERNATIONAL	-25,284.07	0.100000000	-2,528.41
DRILLING HEAD	CAMERON INTERNATIONAL	-4,299.61	0.100000000	-429.96
DRILLING HEAD	CAMERON INTERNATIONAL	-3,061.24	0.100000000	-306.12
CASING (6.1" - 8.0")	SOONER PIPE LLC	244,164.92	0.100000000	24,416.49
CASING (6.1" - 8.0")	BOND COAT INC	13,519.86	0.100000000	1,351.99
DRILLING HEAD	CAMERON INTERNATIONAL	25,284.07	0.100000000	2,528.41
DRILLING HEAD	CAMERON INTERNATIONAL	4,299.61	0.100000000	429.96
DRILLING HEAD	CAMERON INTERNATIONAL	3,061.24	0.100000000	306.13
Total Tangible Well Cost Cost		0.00		0.02
72076000-10 SUBTOTAL		0.00		-0.03
PROPERTY: 72076000 72076000-20 INLAND 26/23 B20J STATE COM 1H				
<u>Intangible Well Cost</u>				
COMPANY SUPERVISION	MEWBOURNE OIL COMPANY	-281.25	0.100000000	-28.12
COMPANY SUPERVISION	MEWBOURNE OIL COMPANY	281.25	0.100000000	28.12
Total Intangible Well Cost Cost		0.00		0.00
<u>Intangible Well Cost</u>				
COMPANY SUPERVISION	MEWBOURNE OIL COMPANY	-637.50	0.100000000	-63.76
COMPANY SUPERVISION	MEWBOURNE OIL COMPANY	637.50	0.100000000	63.75
Total Intangible Well Cost Cost		0.00		-0.01
<u>Intangible Well Cost</u>				
LOCATION / ROAD / SITE / PREPARATION	TRINITY OILFIELD SERVICES &	-23,652.56	0.100000000	-2,365.25
LOCATION / ROAD / SITE / PREPARATION	TRINITY OILFIELD SERVICES &	23,652.56	0.100000000	2,365.26
Total Intangible Well Cost Cost		0.00		0.01
<u>Intangible Well Cost</u>				
COMPANY SUPERVISION	MEWBOURNE OIL COMPANY	-650.00	0.100000000	-65.00
COMPANY SUPERVISION	MEWBOURNE OIL COMPANY	650.00	0.100000000	64.99
Total Intangible Well Cost Cost		0.00		-0.01
<u>Intangible Well Cost</u>				
CEMENTING	PAR FIVE ENERGY SERVICES I	-24,512.23	0.100000000	-2,451.22
COMPANY SUPERVISION	MEWBOURNE OIL COMPANY	-525.00	0.100000000	-52.50
CEMENTING	PAR FIVE ENERGY SERVICES I	24,512.23	0.100000000	2,451.23
COMPANY SUPERVISION	MEWBOURNE OIL COMPANY	525.00	0.100000000	52.51
Total Intangible Well Cost Cost		0.00		0.02

## MEWBOURNE OIL COMPANY

SIANA OIL & GAS CO, LLC  
TOM M RAGSDALE  
P O BOX 2246  
CONROE, TX 77305

INVOICE NO.: 202107-25519  
INVOICE DATE: 7-31-2021  
OWNER: 035904-1  
BILLING FOR: July 2021

REFERENCE/DESCRIPTION OF CHARGES	GROSS CHARGES	WORKING INTEREST	NET CHARGE	
<u>Intangible Well Cost</u>				
COMPANY SUPERVISION	MEWBOURNE OIL COMPANY	1,875.00	0.100000000	187.50
OVERHEAD FIXED RATE	MEWBOURNE OIL COMPANY	7,465.37	0.100000000	746.53
TRANSPORTATION	DIVINE WIRELINE SOLUTIONS	562.37	0.100000000	56.24
WATER AND OTHER	GLENN'S WATER WELL SERVI	175,132.64	0.100000000	17,513.27
WELDING / CONSTRUCTION / MAINT. SERVICES	MEWBOURNE OIL COMPANY	1,500.00	0.100000000	150.00
Total Intangible Well Cost Cost		186,535.38		18,653.54
<u>Equipment Beyond Wellhead</u>				
SERVICE PUMPS	PCS FERGUSON INC	1,049.69	0.100000000	104.97
Total Equipment Beyond Wellhead Cost		1,049.69		104.97
72076000-20 SUBTOTAL		187,585.07		18,758.52
PROPERTY: 72076000 72076000-30 INLAND 26/23 B20J STATE COM 1H				
<u>Lease Operating Expense</u>				
COMPANY SUPERVISION	MEWBOURNE OIL COMPANY	312.50	0.100000000	31.25
COMPANY SUPERVISION	MEWBOURNE OIL COMPANY	1,250.00	0.100000000	125.00
COMPANY SUPERVISION	MEWBOURNE OIL COMPANY	425.00	0.100000000	42.50
EMISSIONS CONTROL EQUIPMENT MAINTENANCE	VAPROX LLC	271.35	0.100000000	27.13
EMISSIONS CONTROL EQUIPMENT MAINTENANCE	AUTOMATED WELLHEAD COM	854.93	0.100000000	85.49
LEASE & FACILITY	MEWBOURNE OIL COMPANY	750.00	0.100000000	75.00
LEASE & FACILITY	MEWBOURNE OIL COMPANY	375.00	0.100000000	37.50
LEASE & FACILITY	MEWBOURNE OIL COMPANY	247.50	0.100000000	24.75
LEASE & FACILITY MAINTENANCE	GARNER PUMP & SUPPLY INC	391.90	0.100000000	39.19
LEASE & FACILITY MAINTENANCE	TURNCO ENTERPRISES LLC	945.00	0.100000000	94.50
LEASE & FACILITY MAINTENANCE	TURNCO ENTERPRISES LLC	525.00	0.100000000	52.50
LEASE & FACILITY MAINTENANCE	TRINITY OILFIELD SERVICES &	184.63	0.100000000	18.46
MISCELLANEOUS EQUIPMENT RENTAL	PACE OILFIELD SERVICES INC	488.83	0.100000000	48.88
OVERHEAD-FIXED RATE	MEWBOURNE OIL COMPANY	889.09	0.100000000	88.91
PUMPING	MEWBOURNE OIL COMPANY	900.00	0.100000000	90.00
PUMPING	MEWBOURNE OIL COMPANY	900.00	0.100000000	90.00
RENTAL SERVICES	USA COMPRESSION PARTNER	4,747.51	0.100000000	474.75
RENTAL SERVICES	MESA NATURAL GAS SOLUTIC	3,390.84	0.100000000	339.08
SALT WATER DISPOSAL	3 BEAR DELAWARE OPERATIN	17,647.86	0.100000000	1,764.79
Total Lease Operating Expense Cost		35,496.94		3,549.68
72076000-30 SUBTOTAL		35,496.94		3,549.68
PROPERTY 72076000 TOTAL		223,082.01		22,308.17

## MEWBOURNE OIL COMPANY

SIANA OIL & GAS CO, LLC  
TOM M RAGSDALE  
P O BOX 2246  
CONROE, TX 77305

INVOICE NO.: 202107-25519

INVOICE DATE: 7-31-2021

OWNER: 035904-1

BILLING FOR: July 2021

REFERENCE/DESCRIPTION OF CHARGES		GROSS CHARGES	WORKING INTEREST	NET CHARGE
<b>72076000PREPAYMENTS</b>				<b>-195,570.57</b>
<b>PROPERTY: 72185000 72185000-20 CREEDENCE 21/16 W0FC ST COM 4H</b>				
<u>Intangible Well Cost</u>				
PIPELINE INTERCONNECT	CRESTWOOD PERMIAN BASIN	7,107.68	0.006363620	45.23
Total Intangible Well Cost Cost		7,107.68		45.23
<b>72185000-20 SUBTOTAL</b>		<b>7,107.68</b>	<b>45.23</b>	
<b>PROPERTY: 72185000 72185000-30 CREEDENCE 21/16 W0FC ST COM 4H</b>				
<u>Lease Operating Expense</u>				
CHEMICALS-CORROSION TREATING	IMPERATIVE CHEMICAL PART	625.04	0.006363620	3.98
CHEMICALS-CORROSION TREATING	IMPERATIVE CHEMICAL PART	568.24	0.006363620	3.62
CHEMICALS-CORROSION TREATING	IMPERATIVE CHEMICAL PART	568.24	0.006363620	3.62
CHEMICALS-WATER TREATING	EPDI	2,472.47	0.006363620	15.73
COMPANY SUPERVISION	MEWBOURNE OIL COMPANY	312.50	0.006363620	1.99
COMPANY SUPERVISION	MEWBOURNE OIL COMPANY	312.50	0.006363620	1.99
COMPRESSOR MAINTENANCE	TRINITY OILFIELD SERVICES &	51.66	0.006363620	0.33
CONTRACT SUPERVISION	TURNCO ENTERPRISES LLC	581.25	0.006363620	3.70
CONTRACT SUPERVISION	TURNCO ENTERPRISES LLC	66.25	0.006363620	0.42
CONTRACT SUPERVISION	TURNCO ENTERPRISES LLC	1,601.25	0.006363620	10.19
CONTRACT SUPERVISION	TURNCO ENTERPRISES LLC	66.25	0.006363620	0.42
CONTRACT SUPERVISION	TURNCO ENTERPRISES LLC	66.25	0.006363620	0.42
CONTRACT SUPERVISION	TURNCO ENTERPRISES LLC	1,372.50	0.006363620	8.73
CONTRACT SUPERVISION	TURNCO ENTERPRISES LLC	1,601.25	0.006363620	10.19
CONTRACT SUPERVISION	TURNCO ENTERPRISES LLC	129.75	0.006363620	0.83
CONTRACT SUPERVISION	TURNCO ENTERPRISES LLC	66.25	0.006363620	0.42
CONTRACT SUPERVISION	TURNCO ENTERPRISES LLC	1,685.25	0.006363620	10.72
CONTRACT SUPERVISION	TURNCO ENTERPRISES LLC	66.25	0.006363620	0.42
CONTRACT SUPERVISION	TURNCO ENTERPRISES LLC	66.25	0.006363620	0.42
CONTRACT SUPERVISION	TURNCO ENTERPRISES LLC	1,685.25	0.006363620	10.72
CONTRACT SUPERVISION	TURNCO ENTERPRISES LLC	240.75	0.006363620	1.53
CONTRACT SUPERVISION	TURNCO ENTERPRISES LLC	1,601.25	0.006363620	10.19
CONTRACT SUPERVISION	D&H TRUCKING	418.02	0.006363620	2.66
EMISSIONS CONTROL EQUIPMENT MAINTENANCE	JADE CONSTRUCTION LLC	194.70	0.006363620	1.24
EMISSIONS CONTROL EQUIPMENT MAINTENANCE	AUTOMATED WELLHEAD COM	292.05	0.006363620	1.86
EMISSIONS CONTROL EQUIPMENT MAINTENANCE	AUTOMATED WELLHEAD COM	166.48	0.006363620	1.06
EMISSIONS CONTROL EQUIPMENT MAINTENANCE	AUTOMATED WELLHEAD COM	269.68	0.006363620	1.72
EMISSIONS CONTROL EQUIPMENT MAINTENANCE	AUTOMATED WELLHEAD COM	532.21	0.006363620	3.39
FUEL/ POWER / ELECTRICAL	XCEL ENERGY	3,478.16	0.006363620	22.13
GATHERING/TREATING/DEHYDRATION	MEWBOURNE OIL COMPANY-I	38.01	0.006363620	0.24
LEASE & FACILITY	MEWBOURNE OIL COMPANY	187.50	0.006363620	1.19
LEASE & FACILITY MAINTENANCE	KEYSTONE PUMP & SUPPLY LI	86.50	0.006363620	0.55
LEASE & FACILITY MAINTENANCE	JADE CONSTRUCTION LLC	55.63	0.006363620	0.35

## MEWBOURNE OIL COMPANY

SIANA OIL & GAS CO, LLC  
TOM M RAGSDALE  
P O BOX 2246  
CONROE, TX 77305

INVOICE NO.: 202107-25519  
INVOICE DATE: 7-31-2021  
OWNER: 035904-1  
BILLING FOR: July 2021

REFERENCE/DESCRIPTION OF CHARGES		GROSS CHARGES	WORKING INTEREST	NET CHARGE
LEASE & FACILITY MAINTENANCE	JADE CONSTRUCTION LLC	83.44	0.006363620	0.53
LEASE & FACILITY MAINTENANCE	SARGE TRUCKING SERVICES, I	60.55	0.006363620	0.39
OVERHEAD-FIXED RATE	MEWBOURNE OIL COMPANY	807.20	0.006363620	5.14
PRIME MOVER / PUMP MAINTENANCE	INGRAM PROFESSIONAL SERV	45.41	0.006363620	0.29
PUMPING	MEWBOURNE OIL COMPANY	900.00	0.006363620	5.73
PUMPING	MEWBOURNE OIL COMPANY	900.00	0.006363620	5.73
RENTAL SERVICES	KODIAK GAS SERVICES LLC	3,715.83	0.006363620	23.65
SALT WATER DISPOSAL	MEWBOURNE OIL COMPANY	75,467.91	0.006363620	480.25
Total Lease Operating Expense Cost		103,505.93		658.68
<b>72185000-30 SUBTOTAL</b>		<b>103,505.93</b>	<b>658.68</b>	
<b>PROPERTY 72185000 TOTAL</b>		<b>110,613.61</b>	<b>703.91</b>	
<b>72185000PREPAYMENTS</b>				<b>-703.91</b>
<b>PROPERTY: 72186000 72186000-20 CREEDENCE 21/16 W1FC ST COM 3H</b>				
<u>Intangible Well Cost</u>				
PIPELINE INTERCONNECT	CRESTWOOD PERMIAN BASIN	7,107.68	0.006363620	45.23
Total Intangible Well Cost Cost		7,107.68		45.23
<b>72186000-20 SUBTOTAL</b>		<b>7,107.68</b>	<b>45.23</b>	
<b>PROPERTY: 72186000 72186000-30 CREEDENCE 21/16 W1FC ST COM 3H</b>				
<u>Lease Operating Expense</u>				
CHEMICALS-CORROSION TREATING	IMPERATIVE CHEMICAL PART	625.00	0.006363620	3.98
CHEMICALS-CORROSION TREATING	IMPERATIVE CHEMICAL PART	568.17	0.006363620	3.62
CHEMICALS-CORROSION TREATING	IMPERATIVE CHEMICAL PART	568.16	0.006363620	3.62
CHEMICALS-WATER TREATING	EPDI	2,472.47	0.006363620	15.73
COMPANY SUPERVISION	MEWBOURNE OIL COMPANY	312.50	0.006363620	1.99
COMPANY SUPERVISION	MEWBOURNE OIL COMPANY	312.50	0.006363620	1.99
COMPRESSOR MAINTENANCE	TRINITY OILFIELD SERVICES &	51.65	0.006363620	0.33
CONTRACT SUPERVISION	TURNCO ENTERPRISES LLC	581.25	0.006363620	3.70
CONTRACT SUPERVISION	TURNCO ENTERPRISES LLC	66.25	0.006363620	0.42
CONTRACT SUPERVISION	TURNCO ENTERPRISES LLC	1,601.25	0.006363620	10.19
CONTRACT SUPERVISION	TURNCO ENTERPRISES LLC	66.25	0.006363620	0.42
CONTRACT SUPERVISION	TURNCO ENTERPRISES LLC	66.25	0.006363620	0.42
CONTRACT SUPERVISION	TURNCO ENTERPRISES LLC	1,372.50	0.006363620	8.73
CONTRACT SUPERVISION	TURNCO ENTERPRISES LLC	1,601.25	0.006363620	10.19
CONTRACT SUPERVISION	TURNCO ENTERPRISES LLC	129.75	0.006363620	0.83
CONTRACT SUPERVISION	TURNCO ENTERPRISES LLC	66.25	0.006363620	0.42
CONTRACT SUPERVISION	TURNCO ENTERPRISES LLC	1,685.25	0.006363620	10.72
CONTRACT SUPERVISION	TURNCO ENTERPRISES LLC	66.25	0.006363620	0.42
CONTRACT SUPERVISION	TURNCO ENTERPRISES LLC	66.25	0.006363620	0.42
CONTRACT SUPERVISION	TURNCO ENTERPRISES LLC	1,685.25	0.006363620	10.72
CONTRACT SUPERVISION	TURNCO ENTERPRISES LLC	240.75	0.006363620	1.53



## MEWBOURNE OIL COMPANY

SIANA OIL & GAS CO, LLC  
TOM M RAGSDALE  
P O BOX 2246  
CONROE, TX 77305

INVOICE NO.: 202107-25519  
INVOICE DATE: 7-31-2021  
OWNER: 035904-1  
BILLING FOR: July 2021

REFERENCE/DESCRIPTION OF CHARGES		GROSS CHARGES	WORKING INTEREST	NET CHARGE
CONTRACT SUPERVISION	TURNCO ENTERPRISES LLC	1,601.25	0.006363620	10.19
CONTRACT SUPERVISION	D&H TRUCKING	418.01	0.006363620	2.66
EMISSIONS CONTROL EQUIPMENT MAINTENANCE	JADE CONSTRUCTION LLC	194.69	0.006363620	1.24
EMISSIONS CONTROL EQUIPMENT MAINTENANCE	AUTOMATED WELLHEAD COM	291.98	0.006363620	1.86
EMISSIONS CONTROL EQUIPMENT MAINTENANCE	AUTOMATED WELLHEAD COM	166.46	0.006363620	1.06
EMISSIONS CONTROL EQUIPMENT MAINTENANCE	AUTOMATED WELLHEAD COM	269.65	0.006363620	1.72
EMISSIONS CONTROL EQUIPMENT MAINTENANCE	AUTOMATED WELLHEAD COM	532.11	0.006363620	3.39
FUEL/ POWER / ELECTRICAL	XCEL ENERGY	2,965.98	0.006363620	18.87
GATHERING/TREATING/DEHYDRATION	MEWBOURNE OIL COMPANY-I	38.01	0.006363620	0.24
LEASE & FACILITY	MEWBOURNE OIL COMPANY	187.50	0.006363620	1.19
LEASE & FACILITY MAINTENANCE	KEYSTONE PUMP & SUPPLY LI	86.49	0.006363620	0.55
LEASE & FACILITY MAINTENANCE	JADE CONSTRUCTION LLC	55.62	0.006363620	0.35
LEASE & FACILITY MAINTENANCE	JADE CONSTRUCTION LLC	83.44	0.006363620	0.53
LEASE & FACILITY MAINTENANCE	SARGE TRUCKING SERVICES, I	60.55	0.006363620	0.39
OVERHEAD-FIXED RATE	MEWBOURNE OIL COMPANY	807.20	0.006363620	5.14
PRIME MOVER / PUMP MAINTENANCE	INGRAM PROFESSIONAL SERV	45.35	0.006363620	0.29
PUMPING	MEWBOURNE OIL COMPANY	900.00	0.006363620	5.73
PUMPING	MEWBOURNE OIL COMPANY	900.00	0.006363620	5.73
RENTAL SERVICES	KODIAK GAS SERVICES LLC	3,715.82	0.006363620	23.65
SALT WATER DISPOSAL	MEWBOURNE OIL COMPANY	54,163.96	0.006363620	344.68
Total Lease Operating Expense Cost		81,689.27		519.85

<b>72186000-30 SUBTOTAL</b>	<b>81,689.27</b>	<b>519.85</b>
<b>PROPERTY 72186000 TOTAL</b>	<b>88,796.95</b>	<b>565.08</b>
<b>72186000PREPAYMENTS</b>		<b>-565.08</b>

**PROPERTY: 72310000 72310000-20 IBEX 15/10 B1PA FED COM 2H**Intangible Well Cost

OVERHEAD FIXED RATE	MEWBOURNE OIL COMPANY	1,464.37	0.000539020	0.79
REGULATORY PERMITS & SURVEYS	RRC ENERGY SERVICES LLC	825.54	0.000539020	0.44
Total Intangible Well Cost Cost		2,289.91		1.23

<b>72310000-20 SUBTOTAL</b>	<b>2,289.91</b>	<b>1.23</b>
<b>PROPERTY: 72310000 72310000-30 IBEX 15/10 B1PA FED COM 2H</b>		

Lease Operating Expense

AUTOMATION MAINTENANCE	INGRAM PROFESSIONAL SERV	460.19	0.000539020	0.25
AUTOMATION MAINTENANCE	TANKLOGIX LLC	367.52	0.000539020	0.19
CHEMICALS-WATER TREATING	EPDI	2,250.21	0.000539020	1.21
COMPANY SUPERVISION	MEWBOURNE OIL COMPANY	1,250.00	0.000539020	0.67
COMPANY SUPERVISION	MEWBOURNE OIL COMPANY	625.00	0.000539020	0.34
EMISSIONS CONTROL EQUIPMENT MAINTENANCE	VAPROX LLC	289.93	0.000539020	0.16
FUEL/ POWER / ELECTRICAL	XCEL ENERGY	5,162.23	0.000539020	2.79
GATHERING/TREATING/DEHYDRATION	MEWBOURNE OIL COMPANY-I	200.00	0.000539020	0.11

## MEWBOURNE OIL COMPANY

SIANA OIL & GAS CO, LLC  
TOM M RAGSDALE  
P O BOX 2246  
CONROE, TX 77305

INVOICE NO.: 202107-25519  
INVOICE DATE: 7-31-2021  
OWNER: 035904-1  
BILLING FOR: July 2021

REFERENCE/DESCRIPTION OF CHARGES		GROSS CHARGES	WORKING INTEREST	NET CHARGE
GATHERING/TREATING/DEHYDRATION	LEGACY SAFETY AND CONSUM	125.29	0.000539020	0.07
LEASE & FACILITY	MEWBOURNE OIL COMPANY	1,875.00	0.000539020	1.01
LEASE & FACILITY	MEWBOURNE OIL COMPANY	375.00	0.000539020	0.20
LEASE & FACILITY	MEWBOURNE OIL COMPANY	1,125.00	0.000539020	0.61
LEASE & FACILITY	MEWBOURNE OIL COMPANY	187.50	0.000539020	0.10
LEASE & FACILITY MAINTENANCE	GARNER PUMP & SUPPLY INC	9.26	0.000539020	0.00
LEASE & FACILITY MAINTENANCE	TURNCO ENTERPRISES LLC	567.00	0.000539020	0.31
LEASE & FACILITY MAINTENANCE	TURNCO ENTERPRISES LLC	41.25	0.000539020	0.02
LEASE & FACILITY MAINTENANCE	TURNCO ENTERPRISES LLC	45.00	0.000539020	0.02
LEASE & FACILITY MAINTENANCE	TURNCO ENTERPRISES LLC	210.00	0.000539020	0.11
LEASE & FACILITY MAINTENANCE	TURNCO ENTERPRISES LLC	18.75	0.000539020	0.01
LEASE & FACILITY MAINTENANCE	TURNCO ENTERPRISES LLC	26.25	0.000539020	0.01
LEASE & FACILITY MAINTENANCE	TURNCO ENTERPRISES LLC	11.25	0.000539020	0.01
LEASE & FACILITY MAINTENANCE	INGRAM PROFESSIONAL SERV	17.23	0.000539020	0.01
LEASE & FACILITY MAINTENANCE	TRINITY OILFIELD SERVICES &	73.85	0.000539020	0.04
LEASE & FACILITY MAINTENANCE	TRINITY OILFIELD SERVICES &	160.89	0.000539020	0.09
LEASE & FACILITY MAINTENANCE	LIMESTONE BASIN PROPERTIE	370.30	0.000539020	0.20
MISCELLANEOUS EQUIPMENT RENTAL	MEWBOURNE OIL COMPANY	235.20	0.000539020	0.13
OVERHEAD-FIXED RATE	MEWBOURNE OIL COMPANY	889.09	0.000539020	0.48
PUMPING	MEWBOURNE OIL COMPANY	900.00	0.000539020	0.49
PUMPING	MEWBOURNE OIL COMPANY	900.00	0.000539020	0.49
RENTAL SERVICES	PRESTIGE EQUIPMENT RENTA	303.40	0.000539020	0.16
RENTAL SERVICES	TOTAL OPERATIONS & PRODU	4,874.08	0.000539020	2.63
SALT WATER DISPOSAL	PRESSURE SERVICES	810.58	0.000539020	0.44
SALT WATER DISPOSAL	OWL SWD OPERATING LLC	6,537.94	0.000539020	3.52
SALT WATER DISPOSAL	OWL SWD OPERATING LLC	497.86	0.000539020	0.27
SALT WATER DISPOSAL	OWL SWD OPERATING LLC	545.17	0.000539020	0.29
SALT WATER DISPOSAL	OWL SWD OPERATING LLC	691.24	0.000539020	0.37
SALT WATER DISPOSAL	OWL SWD OPERATING LLC	49.37	0.000539020	0.03
SALT WATER DISPOSAL	H-M TRUCKING LLC	770.38	0.000539020	0.42
SALT WATER DISPOSAL	NGL WATER SOLUTIONS PERM	19,429.26	0.000539020	10.47
SALT WATER DISPOSAL	NGL WATER SOLUTIONS PERM	139.26	0.000539020	0.08
SALT WATER DISPOSAL	QATAR LLC	1,756.78	0.000539020	0.95
SALT WATER DISPOSAL	LIMESTONE BASIN PROPERTIE	105.13	0.000539020	0.06
SITE RESTORATION & EXCAVATION	TURNCO ENTERPRISES LLC	378.00	0.000539020	0.20
SITE RESTORATION & EXCAVATION	SUNDANCE SERVICES WEST II	18.19	0.000539020	0.01
Total Lease Operating Expense Cost		55,674.83		30.03

72310000-30 SUBTOTAL

55,674.83

30.03

PROPERTY 72310000 TOTAL

57,964.74

31.26

PROPERTY: 72580000 72580000-30 OXY BYPASS 16 STATE 1

Lease Operating Expense

MEWBOURNE OIL COMPANY

SIANA OIL & GAS CO, LLC TOM M RAGSDALE P O BOX 2246 CONROE, TX 77305	INVOICE NO.: 202107-25519 INVOICE DATE: 7-31-2021 OWNER: 035904-1 BILLING FOR: July 2021
---	---

REFERENCE/DESCRIPTION OF CHARGES		GROSS CHARGES	WORKING INTEREST	NET CHARGE
COMPANY SUPERVISION	MEWBOURNE OIL COMPANY	56.82	0.126000000	7.16
Total Lease Operating Expense Cost		56.82		7.16
72580000-30 SUBTOTAL		56.82	7.16	
PROPERTY 72580000 TOTAL		56.82	7.16	

Netted Owner