

Casa No.

882

---

Application, Transcript,  
Small Exhibits, Etc.

In the matter of the application  
of the Oil Conservation Commission upon  
its own motion for revision of  
Order R-333A pertaining to the  
Special Rules and Regulations governing  
gas well testing in the San Juan Basin.

Applicant in Cleabone styled  
case seeks an order reversing  
Order R-333-A to clarify and  
standardize the gas well testing  
procedure as outlined in  
the provisions of Order R-333A.

BEFORE THE OIL CONSERVATION COMMISSION  
OF THE STATE OF NEW MEXICO

IN THE MATTER OF THE HEARING  
CALLED BY THE OIL CONSERVATION  
COMMISSION OF THE STATE OF NEW  
MEXICO FOR THE PURPOSE OF  
CONSIDERING:

CASE NO. 882  
Order No. R-333-B  
(Supersedes R-333-A)

THE APPLICATION OF THE OIL  
CONSERVATION COMMISSION UPON  
ITS OWN MOTION FOR AN ORDER  
REVISING, AMENDING OR DELETING  
CERTAIN PORTIONS OF ORDER R-333-A  
PERTAINING TO GAS WELL TESTING  
PROCEDURE APPLICABLE TO GAS WELLS  
COMPLETED IN SAN JUAN, RIO ARRIBA  
AND MCKINLEY COUNTIES, NEW MEXICO.

ORDER OF THE COMMISSION

BY THE COMMISSION:

This cause having come on for hearing at 9 o'clock a. m. on  
April 20, 1955, at Santa Fe, New Mexico, before the Oil Conservation Com-  
mission of New Mexico, hereinafter referred to as the "Commission".

NOW, on this 9<sup>th</sup> day of May, 1955, the Commission, a  
quorum being present, having considered the records and testimony adduced  
and being fully advised in the premises,

FINDS:

(1) That due notice of the time and place of hearing and the  
purpose thereof having been given as required by law, the Commission has  
jurisdiction of this case and the subject matter thereof.

(2) That there is need for a number of additions to and revisions  
of Order R-333-A, heretofore entered by the Commission, said order outlining  
a gas testing procedure for gas wells completed in San Juan, McKinley and  
Rio Arriba Counties, New Mexico.

(3) That the following rules and regulations should be adopted,  
and that said rules and regulations are in the interests of conservation.

IT IS THEREFORE ORDERED:

That the following Special Rules and Regulations governing gas  
well testing in the San Juan Basin (Counties of San Juan, Rio Arriba and  
McKinley, New Mexico) superseding the rules and regulations contained in  
Order No. R-333-A, be and the same hereby are promulgated and adopted  
as an exception to the general statewide rules and regulations of this Com-  
mission relating to gas well testing procedures, (Rules 401 et seq.):

GAS WELL TESTING RULES AND PROCEDURES FOR SAN JUAN  
BASIN AREA

---

SECTION A. TYPE OF GAS WELL TESTS REQUIRED:

(1) THE INITIAL POTENTIAL TESTS: An "open flow" test and a "shut-in pressure" test shall be made immediately upon completion of each gas well.

(2) ANNUAL DELIVERABILITY AND SHUT-IN PRESSURE TESTS:

Annual deliverability and shut-in pressure tests of all producing gas wells are required to be made during the period from April 1 through October 31 of each year. The results of these annual tests shall be filed with the Commission on Form C-122-A within the month next after completion of such tests.

All wells connected to a pipeline system between November 1 and December 31, of any calendar year shall be tested during the following annual testing period. All wells connected to a pipeline system between January 1 and April 1 of any calendar year shall be tested during the testing period of that calendar year.

(3) SCHEDULE OF TESTS:

On or before February 15 of each year, the pipeline companies receiving gas from wells to be tested shall, in cooperation with respective operators, submit a testing schedule for the annual deliverability and shut-in pressure tests for all wells connected to their respective pipeline systems as of February 1 of the year for which the schedule is applicable; such test schedules shall be filed promptly with the Commission for approval, and if approved, the Commission shall furnish each operator, as identified by lists of names and addresses furnished by the respective pipeline companies, with a copy of such schedule as approved by the Commission, or a part thereof pertinent to such operator's wells, on or before March 15, of each year.

Such schedules shall be filed with the Commission for each Gas Pool as designated by the New Mexico Oil Conservation Commission listing under the heading of each pool the operator, lease, well number and location of each well. Should the pipeline company elect to file schedules by areas then the above listed information shall be listed under the heading of each area.

All wells connected to a pipeline system during the period of February 1 to October 31, both inclusive, of any year shall be scheduled for testing during the testing period for that particular year. Then and in that event the pipeline in cooperation with the operator shall notify the Commission in writing at least (5) five days before the commencement of the conditioning period for any tests.

In event changes for substantial reasons are necessary in the annual test schedule, the Commission shall be notified fifteen (15) days before tests are scheduled to commence.

(4) WHO MAY WITNESS TESTS: Any Initial Potential Test or Annual Deliverability and shut-in pressure test may be witnessed by any or all of the following: an agent of the Commission, an offset operator, a representative of the pipeline company taking gas from an offset operator, or a representative of a pipeline company taking gas from the well under test.

Deliverability tests required hereinabove in Paragraph 2 of this section shall determine the calculated deliverability of each gas well, which shall be reported to the Commission by converting actual deliverability against existing line pressures to the calculated deliverability at a pressure equal to fifty (50) percent of the shut-in pressure of each well in the manner hereinafter specified below. Such calculated deliverability so determined, and hereinafter so referred to, shall not be considered as the actual deliverability of any well into a gas transportation facility, but shall be used by the Commission as an index to determine the well's ability to produce at assumed wellhead working pressures, as compared to other wells in the pool under like conditions.

**SECTION B. PROCEDURES FOR TESTS:**

The several known gas producing formations of the San Juan Basin represent a variety of testing situations, and each is treated separately.

**I. MESAVERDE FORMATION:**

(1) **INITIAL POTENTIAL TEST:** The initial potential test in the Mesaverde formation shall be made after a minimum shut-in time of seven (7) days. The shut-in pressure will be measured by the use of a dead-weight gauge. The open flow shall be determined by a pitot tube measurement after unrestricted flowing of the gas to the air for a period of three (3) hours; the flow nipple shall be at least eight (8) diameters long. The pitot tube shall be constructed of one-eighth (1/8) inch pipe (nominal diameter). Standard tables (Reid's) will be provided by the Commission, on request.

This test shall be reported on regular Commission Form C-122-B.

The following data is required to be reported immediately to the Commission:

- (a) The open flow in MCF per day, calculated by the use of Reid's Tables.
- (b) The shut-in wellhead casing and tubing pressure, psig.
- (c) The actual length of time well is shut-in before test.

**(2) THE ANNUAL DELIVERABILITY AND SHUT-IN PRESSURE TESTS:**

(a) These tests shall be taken by unrestrictedly producing the well into the pipeline through either the casing or tubing, but not both. The daily flowing rate shall be determined from an average of seven (7) consecutive producing days, following a minimum conditioning period of fourteen (14) consecutive days production. The first seven (7) days of said conditioning period shall have not more than one (1) interruption, which interruption shall be no longer than 36 hours continuous duration. The eighth to fourteenth days, inclusive, of said conditioning period shall have no interruptions whatsoever.

All such production during the fourteen (14) day conditioning period plus the seven (7) day deliverability test period shall be at working wellhead pressures not in excess of seventy-five (75) per cent of the previous annual seven (7) day shut-in pressure of such well if such previous annual shut-in pressure information is available; otherwise, the seven (7) day initial potential shut-in pressure of such well shall be used.

The static wellhead working pressure ( $P_w$ ) of any well under test shall be determined to be the calculated seven (7) day average tubing pressure if the well is flowing through the casing; or the calculated seven (7) day average casing pressure if the well is flowing through the tubing. The static wellhead working pressure ( $P_w$ ) shall be calculated by applying the tables and procedure as set out in New Mexico Oil Conservation Commission manual entitled "Method of Calculating Pressure Loss Due to Friction in Gas Well Flow Strings". This manual is more specifically known as release 4 G-9-FLT-NW, a copy of which is attached hereto and made a part hereof.

To obtain the shut-in pressure of a well under test the well shall be shut-in immediately after the seven (7) day deliverability test for the full period of seven (7) consecutive days. Such shut-in pressure shall be measured within the next succeeding twenty-four (24) hours following the seven (7) day shut-in period aforesaid. The seven (7) day shut-in pressure shall be measured on the string through which the well flowed during the conditioning and seven (7) day flow period.

All wellhead pressures as well as the flowing meter pressure tests which are to be taken during the seven (7) day deliverability test period, as required hereinabove, shall be taken with a dead-weight gauge. The dead-weight readings taken shall be recorded on the flow chart in psia. The time and point on chart flowing pressure curve at which these readings are taken shall be indicated with an arrow.

Orifice meter charts shall be changed, and so arranged as to reflect upon a single chart the flow data of gas from each well for the full seven day deliverability test period. Corrections shall be made for pressure base, measured flowing temperature, specific gravity and supercompressibility (superexpansibility), provided however, that if the specific gravity of gas from any well under test is not available, then and in that event an estimated specific gravity may be assumed therefor, based upon that of gas from nearby wells, the specific gravity of which has been actually determined by measurement.

The seven (7) day average flowing meter pressure shall be calculated by taking the average of all consecutive 2-hour flowing meter pressure readings as recorded on the seven (7) day flow period chart (test chart #3). The pressure so calculated shall be used in calculating the wellhead working pressure, determining supercompressibility factors and calculating flow volumes.

The seven (7) day flow period volume shall be calculated from the integrated reading as determined from the flow period orifice meter chart. (Chart #3) The volume so calculated shall be divided by the number of flowing

days on the chart to determine the average daily flow period rate of flow. The flow chart shall have legibly recorded a minimum of seven (7) days and a maximum of eight (8) flowing days to be acceptable for test purposes. The volume used in this calculation shall be corrected to New Mexico Oil Conservation Commission standard conditions.

The average flowing meter pressure for the seven (7) or eight (8) flow period and the corrected integrated volume shall be determined by the purchasing company that integrates the flow charts and furnished to the operator or testing agency when such operator or testing agency requests such information.

The daily average integrated flow period rate of flow shall be corrected for meter error by the multiplication of a correction factor determined by dividing the square root of the chart flowing meter pressure psia into the square root of the dead-weight flowing meter pressure psia.

The daily volume of flow as determined from the flow period chart (Test Chart #3) integrator readings shall be calculated by applying the Basic Orifice meter formula

$$Q = C' \sqrt{h_w p_f}$$

where:

$Q$  = Metered volume of flow MCFD @ 15.025, 60°F. and .60 specific gravity.

$C'$  = The 24 hour basic orifice meter flow factor as taken from New Mexico Oil Conservation Commission release "4G-12-BPT-State" and corrected for flowing temperature, gravity and supercompressibility.

$h_w$  = Daily average differential meter pressure from flow period chart.

$p_f$  = Daily average flowing meter pressure from flow period chart.

The basic orifice meter flow factors, flowing temperature factor and specific gravity factor shall be determined from New Mexico Oil Conservation Commission release No. "4 G-12-BPT-State". The four tables in said release are based on "Gas Measurement Committee Report No. 2" (Revised 1948) of the American Gas Association, New York 17, New York. A copy of said New Mexico Oil Conservation Commission release is attached hereto and made a part hereof.

The daily flow period average corrected flowing meter pressure, psig, shall be used to determine the supercompressibility factor. Correction shall be made for supercompressibility (deviation from Boyle's law) for flowing meter pressures in excess of 100 psig by the use of Simplified Supercompressibility Tables, compiled from C. N. G. A. Bulletin TS-402 and TS-461, published by John P. Squier Company, Dallas, Texas. These tables have been reproduced by specific permission from John P. Squire

Company a copy of which is attached hereto and made a part hereof.

When supercompressibility (superexpansibility) correction is made for a gas containing either nitrogen, carbon dioxide or hydrogen sulfide in excess of 2 per cent, the pseudocritical pressure and temperature properties of such gas shall be corrected by the use of Table V of the above mentioned TS-402 for pressure 100-500 psig and TS-461 for pressures in excess of 500 psig.

The use of tables for calculating rates of flow from integrator readings, which do not specifically conform to New Mexico Oil Conservation Commission release "4 G-12-BPT-State", may be approved for determining the daily flow period rates of flow upon a showing that such tables are appropriate and necessary.

Deliverability pressure, as used herein for Mesaverde production, is a defined pressure applied to each well and used in the process of comparing the abilities of wells in this formation to produce against a back pressure equal to fifty (50) per cent, of the seven (7) day shut-in pressure of the respective individual wells.

The "deliverability" of gas at the "deliverability pressure" of any well under test shall be calculated from the test data derived from the tests hereinabove required by use of the back-pressure formula:

$$Q = C \sqrt{P_c^2 - P_w^2}^n$$

Using point seventy-five (.75) for the exponent "n" by the following formula:

$$D = Q \sqrt{\frac{P_c^2 - P_d^2}{P_c^2 - P_w^2}}^n$$

WHERE:

- D = Deliverability at the deliverability pressure, ( $P_d$ ) MCF/da. (at Standard Condition of 15.025 psia and 60°F).
- Q = Daily flow rate in MCF/da. at wellhead pressure ( $P_w$ )
- $P_c$  = Shut-in casing (or tubing) wellhead pressure, psia.
- $P_d$  = Deliverability pressure; half of the individual well 7-day shut-in pressure,  $P_c$ , psia.
- $P_w$  = Average wellhead working pressure, as determined from 7-day flow period, psia and calculated from New Mexico Oil Conservation Commission Pressure Loss Due to Friction Tables. (casing pressure if flowing through the tubing, or tubing pressure if flowing through the casing).



- n     Average pool slope of back pressure curve  
(0.75) for Mesaverde wells).

Any test hereinabove provided for, except initial potential test, will be considered unacceptable if the average flow rate for the final 7 day deliverability test is 25 per cent in excess of any consecutive 7-day average of the preceding two weeks. A "deliverability test" not meeting this requirement shall be retested.

The annual deliverability and shut-in pressure tests as required hereinabove shall be reported upon Commission Form C-122-A and filed with the Commission as provided hereinabove. Form C-122-A shall be signed by the operator or agent designated by the operator.

All charts relative to annual deliverability tests shall be identified by the words "Test Chart No. 1" (2, 3, 4, etc.), and any or all charts or photostats thereof shall be made available to the Commission upon its request.

## II. PICTURED CLIFFS FORMATION:

(1) INITIAL POTENTIAL TEST: Same as prescribed for Mesaverde formation; see Section B, subsection I, Mesaverde formation hereinabove. Paragraph 1.

### (2) ANNUAL DELIVERABILITY AND SHUT-IN PRESSURE TESTS:

In all respects the deliverability and shut-in pressure tests of wells in the Pictured Cliffs formation shall be made in conformity with the procedures set out in Section B, Subsection I, part 2, sub-parts (a) (b) (c) (d) (e) of the Mesaverde formation procedures, except that in paragraph (a) thereof, the back pressure formula, the exponent "n" shall have the value of point eighty-five (.85) and the deliverability pressure ( $P_d$ ) shall be one half ( $1/2$ ) of the individual wellhead shut-in pressure -  $P_c$ , psia.

## III. FRUITLAND FORMATION:

(1) All initial potential, annual deliverability and shut-in pressure tests of gas wells producing from the Fruitland formation shall be identical in all respects to those requirements and procedures hereinabove set out and required for the Pictured Cliffs formation (Section B, Subsection II, parts 1 and 2).

IV. THE DAKOTA FORMATION: All tests of Dakota wells shall be in conformity with requirements and procedures provided hereinabove for the Mesaverde formation, except as follows:

### (1) BARKER DOME - DAKOTA: (Storage Area)

(a) INITIAL POTENTIAL TEST: An average "pool slope", based upon bottom-hole conditions, shall be established by the Commission after consideration of data to be provided by the operators; these data shall

be based upon tests taken in conformity with the conventional back pressure method, indicated in Commission Rule 401. This "slope" shall be applied to each well in the Barker-Dome-Dakota Area, arbitrarily, as if such slope were the actual performance back pressure slope of each such well, in the following manner:

This back pressure slope so established shall be plotted through a point predetermined by one stabilized flow rate at a working well head pressure not in excess of seventy-five (75) per cent of the seven (7) day shut-in pressure of such well.

The flowing volumes (Q) shall be corrected for pressure base, measured flowing temperature, specific gravity and supercompressibility, by the use of methods of calculation and tables hereinabove referred to and approved in Section B, Subsection (2), paragraph (a) Mesaverde procedures.

A seven (7) day shut-in pressure test shall be made for each well in the Barker Dome-Dakota Area, provided however, that where the shut-in period exceeds seven days such fact shall be reported to the Commission.

The values of the seven (7) day shut-in pressure ( $P_c$ ) and the working well head pressure ( $P_w$ ) shall be corrected to bottom hole conditions.

A schedule of tests shall be prepared by the transporter and approved by the Commission, and reports of such tests shall be signed by the operator or his designated agent and duly filed with the Commission, on Form C-122, the regular statewide form.

(b) ANNUAL POTENTIAL TEST: This test shall be made of all wells producing from the Barker Dome-Dakota storage area by obtaining seven (7) day shut-in pressures of all Dakota wells, converting the same to bottom hole pressures ( $P_f$ ) computing the squares of such bottom hole pressures, ( $P_f^2$ ) and applying the same to the original average "pool slope" to obtain an adjusted open flow. If so desired as an alternate method an adjusted open flow may be computed from the following equation:

$$Q_{f_2} = Q_{f_1} \frac{P_{f_2}^2}{P_{f_1}^2}$$

WHERE:

- $Q_{f_2}$  = Adjusted absolute open flow.
- $Q_{f_1}$  = Original absolute open flow.
- $P_{f_2}$  = New bottom hole shut-in (psia.)

$P_{f_1}$  = Old bottom hole shut-in (psia).

$n$  = Slope of back pressure curve.

Tests of all wells in the Barker Dome-Dakota storage area shall be made during the period of April 1 through October 31 of each year and reports made to the Commission within the next succeeding month after test is made.

#### V. PENNSYLVANIAN FORMATION:

All tests of wells producing from the Pennsylvanian formation of the San Juan Basin Area shall be as follows:

(1) INITIAL POTENTIAL TEST: Immediately after completion of each new well an absolute open flow shall be determined by the conventional back-pressure method indicated by Rule 401 of the Commission's Rules and Regulations.

Seven day shut-in pressures will be used in all cases, and, if for any reason the shut-in period exceeds seven days, then, the actual shut-in time shall be reported.

(2) ANNUAL POTENTIAL TEST: This test shall be made of all wells producing from the Pennsylvanian formation of the San Juan Basin area, and such tests shall conform in all respects with the procedure set out next above under initial potential test or in the alternative, by obtaining a seven day shut-in pressure of each well and converting the same to bottom hole pressure ( $P_f$ ). The square of the bottom hole pressure ( $P_f^2$ ) will be computed and applied to the original back pressure curve and an adjusted absolute open flow will be obtained.

If shut-in pressure time is in excess of seven (7) days, then the actual shut-in time shall be reported.

There is no objection to the use of an adjusted absolute open flow calculated from the equation as set out hereinabove under Dakota formation, Section B, Subsection IV, paragraph 1 - subparagraph b.

All tests hereunder shall be made during the period from April 1 through October 31 of each year, and reported to the Commission upon regular Form C-122 during the month succeeding the month in which the tests are made.

#### IT IS FURTHER ORDERED:

(1) That Form C-122-A entitled "Gas Well Test Data Sheet, San Juan Basin", a copy of which is attached hereto and made a part hereof, be, and the same hereby is approved in open form subject to minor modifications as experience may indicate and the same shall be used only for the area heretofore indicated, excepting therefrom only the Barker Dome-Dakota storage area, and the Pennsylvanian formation, all within the said San Juan Basin.

(2) That this order shall modify Rule 1121 of the Rules and Regulations of the Commission only to the extent of requiring reports upon Form C-122, a copy of which is attached hereto and made a part hereof.

(3) Form C-122-B, a copy of which is attached hereto and made a part hereof, be and the same is hereby adopted.

(4) All forms heretofore mentioned, are hereby adopted for use in the San Juan Basin area, with exceptions noted.

(5) All testing agencies whether individuals, companies, pipeline companies or operators shall maintain a log of all tests accomplished by them. This log shall show the operator, lease, well number, section unit letter, section, township, range and pool as defined by New Mexico Oil Conservation Commission, for each well tested. The log shall further show the date the flow period pressures (psia.) and shut-in pressures are measured and the values thereof. A copy of this log shall be made available to the Commission or a Commission representative at any time during any testing season. A copy of this log shall be filed with supervisor of District III, Box 697, Aztec, New Mexico, by the 10th of December following each testing season. A log form setting out the data required shall be furnished by the New Mexico Oil Conservation Commission to all testers, a copy of this form is attached hereto and made a part hereof.

IT IS FURTHER ORDERED:

That other formations in the San Juan Basin Area which may in the future be found to be productive will be provided with testing programs on the basis of formation characteristics.

DONE at Santa Fe, New Mexico, the day and year hereinabove mentioned.

STATE OF NEW MEXICO  
OIL CONSERVATION COMMISSION

*John F. Simms*  
JOHN F. SIMMS, Chairman

*E. S. Walker*  
E. S. WALKER, Member

*W. B. Macey*  
W. B. MACEY, Member and Secretary



/lr

NEW MEXICO OIL CONSERVATION COMMISSION  
P. O. BOX 871  
Santa Fe, New Mexico

PROPOSED REVISIONS TO ORDER R-333-A

BEFORE THE  
OIL AND GAS CONSERVATION COMMISSION  
SANTA FE, N. M. 87501  
EXHIBIT NO. 1  
CASE 882

Section B, Subsection I, Part (2) Subpart (a) second paragraph

Delete and add the following paragraph.

The static wellhead working pressure ( $P_w$ ) of any well under test shall be determined to be the calculated seven (7) day average tubing pressure if the well is flowing through the casing; or the calculated seven (7) day average casing pressure if the well is flowing through the tubing. The static wellhead working pressure ( $P_w$ ) shall be calculated by applying the tables and procedure as set out in New Mexico Oil Conservation Commission manual entitled "Method of Calculating Pressure Loss Due to Friction in Gas Well Flow Strings". This manual is more specifically known as release 4-G-9FLT-NW, a copy of which is attached hereto and made a part hereof.

Third Paragraph

Add the following at end of third paragraph.

The seven (7) day shut-in pressure shall be measured on the string through which the well flowed during the conditioning and seven (7) day flow period.

Fourth Paragraph

At the end of paragraph add the following:

The deadweight readings taken shall be recorded on the flow chart in psia. The time and point on chart flowing pressure curve at which these readings are taken shall be indicated with an arrow.

Fifth Paragraph

Delete first part of paragraph from words "Orifice Meter" to and including the basic orifice meter formula and add the following:

The seven (7) day average flowing meter pressure shall be calculated by taking the average of all consecutive 2-hour flowing meter pressure readings as recorded on the seven (7) day flow period chart (test chart #3). The pressure so calculated shall be used in calculating the wellhead working pressure, determining supercompressibility factors and calculating flow volumes.

The seven (7) day flow period volume shall be calculated from the integrated reading as determined from the flow period orifice meter chart. (Chart #3). The volume so calculated shall be divided by the number of flowing days on the chart to determine the average daily flow period rate of flow. The flow chart shall have legibly recorded a minimum of seven (7) days and a maximum of eight (8) flowing days to be acceptable for test purposes. The volume used in this calculation shall be corrected to New Mexico Oil Conservation Commission standard conditions.

The average flowing meter pressure for the seven (7) or eight (8) flow period and the corrected integrated volume shall be determined by the purchasing company that integrates the flow charts and furnished to the operator or testing agency when such operator or testing agency requests such information.

The daily average integrated flow period rate of flow shall be corrected for meter error by the multiplication of a correction factor determined by dividing the square root of the chart flowing meter pressure psia into the square root of the deadweight flowing meter pressure psia.

The daily volume of flow as determined from the flow period chart (Test Chart #3) integrator readings shall be calculated by applying the Basic Orifice meter formula

$$Q = C' h_w P_f$$

where:

$Q$  = Metered volume of flow MCFD @ 15.025, 60° F. and .60 specific gravity.

$C'$  = The 24 hour basic orifice meter flow factor as taken from New Mexico Oil Conservation Commission release "4G-12-BPT-State" and corrected for flowing temperature, gravity and supercompressability.

$h_w$  = Daily average differential meter pressure from flow period chart.

$P_f$  = Daily average flowing meter pressure from flow period chart.

#### Sixth Paragraph

Delete entirely and add the following:

The basic orifice meter flow factors, flowing temperature factor and specific gravity factor shall be determined from New Mexico Oil Conservation Commission release No. "4G-12-BPT-State", the four tables in said release are based on "Gas Measurement Committee Report No. 2" (revised 1948) of the American Gas Association, New York, 17 New York. A copy of said New Mexico Oil Conservation Commission release is attached hereto and made a part hereof.

The use of tables for calculating rates of flow from integrator readings, which do not specifically conform to New Mexico Oil Conservation Commission release "4G-12-BPT-State", may be approved for determining the daily flow period rates of flow upon a showing that such tables are appropriate and necessary.

#### Seventh Paragraph

Delete from words "Dallas, Texas" and after same words add

"The seven (7) day average corrected flowing meter pressure, psig, shall be used to determine the supercompressability factor.

#### Ninth Paragraph

In first sentence delete word arbitrary and add defined in its place.

Delete words "but in no case to exceed a maximum of 500 psia."

#### Tenth Paragraph

In explanation of  $P_d$  of Back Pressure Formula.

Delete words "not to exceed 500 psia"

In explanation of  $P_w$  of Back Pressure Formula.

Add after abbreviation "psia" the words "and calculated from New Mexico Oil Conservation Commission Pressure Loss Due to Friction Tables".

Eleventh Paragraph

Delete entirely

Twelfth Paragraph

In phrase "of the preceding three weeks" change word "three" to "two"  
Section B, subsection II, part (2)

Delete words "but not in excess of 250 psia" at end of paragraph.  
End of Order under "IT IS FURTHER ORDERED" add paragraph (5).

All testing agencies whether individuals, companies, pipeline companies or operators shall maintain a log of all tests accomplished by them. This log shall show the operator, lease, well number, section unit letter, section, township, range and pool as defined by New Mexico Oil Conservation Commission, for each well tested. The log shall further show the date the flow period pressures and shut-in pressures, are measured and the values thereof. A copy of this log shall be made available to the Commission or a Commission representative at any time during any testing season. A copy of this log shall be filed with supervisor of District III, Box 697, Aztec, New Mexico, by the 10th of December following each testing season. A log form setting out the data required shall be furnished by the New Mexico Oil Conservation Commission to all testers, a copy of this form is attached hereto and made a part hereof.

4-20-55

jh

BEFORE THE OIL CONSERVATION COMMISSION  
OF THE STATE OF NEW MEXICO

IN THE MATTER OF THE HEARING  
CALLED BY THE OIL CONSERVATION  
COMMISSION OF THE STATE OF NEW  
MEXICO FOR THE PURPOSE OF  
CONSIDERING:

CASE NO. 882  
Order No. R-333-C  
(Supersedes R-333-B)

THE APPLICATION OF THE OIL  
CONSERVATION COMMISSION UPON  
ITS OWN MOTION FOR AN ORDER  
REVISING, AMENDING OR DELETING  
CERTAIN PORTIONS OF ORDER R-333-B  
PERTAINING TO GAS WELL TESTING  
PROCEDURE APPLICABLE TO GAS WELLS  
COMPLETED IN SAN JUAN, RIO ARriba  
AND MCKINLEY COUNTIES, NEW MEXICO.

ORDER OF THE COMMISSION

BY THE COMMISSION:

This cause having come on for hearing at 9 o'clock a.m. on  
August 17, 1955, at Santa Fe, New Mexico, before the Oil Conservation  
Commission of New Mexico, hereinafter referred to as the "Commission".

NOW, on this 13<sup>th</sup> day of October, 1955, the Commission, a  
quorum being present, having considered the records and testimony adduced  
and being fully advised in the premises,

FINDS:

(1) That due notice of the time and place of hearing and the purpose  
thereof having been given as required by law, the Commission has jurisdiction  
of this case and the subject matter thereof.

(2) That there is need for a number of additions to and revisions of  
Order R-333-B, heretofore entered by the Commission, said order outlining  
a gas testing procedure of gas wells completed in San Juan, McKinley and  
Rio Arriba Counties, New Mexico.

(3) That the following rules and regulations should be adopted, and  
that said rules and regulations are in the interests of conservation.

IT IS THEREFORE ORDERED:

That the following Special Rules and Regulations governing gas well  
testing in the San Juan Basin (Counties of San Juan, Rio Arriba and McKinley,  
New Mexico,) superseding the rules and regulations contained in Order No.  
R-333-B, be and the same hereby are promulgated and adopted as an exception  
to the general statewide rules and regulations of this Commission relating to  
gas well testing procedures, Rules (401 et seq.):



GAS WELL TESTING RULES AND PROCEDURES  
FOR SAN JUAN BASIN AREA

SECTION A. TYPE OF GAS WELL TESTS REQUIRED:

I. THE INITIAL DELIVERABILITY AND SHUT-IN PRESSURE TESTS  
FOR NEWLY COMPLETED GAS WELLS.

- (A) Immediately upon completion of each gas well in San Juan Basin, a shut-in pressure test of at least 7-days duration shall be made.
- (B) Within 45 days after a well is connected to a gas transportation facility the well shall be tested in accordance with Section B, subsection I, paragraph (A) of this order, and the results of the test reported to the Commission. An operator may request an extension of time in which to accomplish this test provided such request is made in writing to the Commission's Aztec Office before the expiration of the 45 day period following connection of the well to a gas transportation facility. Such request for extension must be for substantial reason and approved by the Commission, or its duly authorized representative.
- (C) Any tests accomplished for information purposes prior to pipeline connection shall not be recognized as an official test for the establishment of allowables.

II. ANNUAL DELIVERABILITY AND SHUT-IN PRESSURE TESTS:

Annual deliverability and shut-in pressure tests of all producing gas wells are required to be made during the period from April 1 through October 31 of each year.

All wells connected to a pipeline system between November 1 and December 31, of any calendar year shall be tested during the following annual testing period. All Wells connected to a pipeline system between January 1 and April 1 of any calendar year shall be tested during the testing period of that calendar year.

III. SCHEDULE OF TESTS.

(A) ANNUAL DELIVERABILITY TESTS.

On or before February 15 of each year, the pipeline companies receiving gas from wells to be tested shall, in cooperation with respective operators, submit a testing schedule for the annual deliverability and shut-in pressure tests for all wells connected to their respective pipeline systems as of February 1 of the year for which the schedule is applicable; such test schedules shall be filed promptly with the Commission for approval, and if approved, the Commission shall furnish each operator, as identified by lists of names and addresses furnished by the respective pipeline companies, with

a copy of such schedule as approved by the Commission, or a part thereof pertinent to such operator's wells, on or before March 15, of each year.

Such schedules shall be filed with the Commission for each Gas Pool as designated by the New Mexico Oil Conservation Commission listing under the heading of each pool the operator, lease, well number and location of each well. Should the pipeline company elect to file schedules by areas then the above listed information shall be listed under the heading of each area in the order listed above.

All wells connected to a pipeline system during the period of February 1 to October 31, both inclusive, of any year shall be scheduled for testing during the testing period for that particular year. Then and in that event the pipeline in cooperation with the operator shall notify the Commission in writing at least (10) ten days before the commencement of the conditioning period for any tests.

In event changes for substantial reasons are necessary in the annual test schedule, the Commission shall be notified (10) tendays before tests are scheduled to commence.

**(B) DELIVERABILITY RETESTS.**

An operator may retest the deliverability of a well at any time for substantial reason by the notification to the Commission (10) ten days before the retest is schedule to commence. Such notification shall consist of scheduling the well as required for the annual deliverability test in subsection III, paragraph A, above. Such retest shall be subject to the approval of the Commission, and conducted in conformance with Section B, Subsection I paragraph (B) of this Order. The Commission may require the retesting of any well at its discretion by the notification of the operator to schedule such retest.

It shall be required that for all wells which are reworked or recompleted, a deliverability retest must be made within forty-five (45) days following the completion of the workover.

**IV. WHO MAY WITNESS TESTS:**

Any Initial or Annual Deliverability and shut-in pressure test may be witnessed by any or all of the following: an agent of the Commission, an offset operator, a representative of the pipeline company taking gas from an offset operator, or a representative of a pipeline company taking gas from the well under test.

Deliverability tests required hereinabove in Subsection I and II of this section shall determine the calculated deliverability of each gas well, which shall be reported to the Commission by converting actual deliverability against existing line pressures to the calculated deliverability at a pressure equal to fifty (50) percent of the shut-in pressure of each well in the manner hereinafter specified below. Such calculated deliverability so determined, and hereinafter so referred to, shall not be considered as the actual deliverability of any well into a gas transportation facility, but shall be used by the Commission as an index to determine the well's ability to produce at assumed static wellhead working pressures, as compared to other wells in the pool under like conditions.

SECTION B. PROCEDURE FOR TESTS:

The several known gas producing formations of the San Juan Basin represent a variety of testing situations, and each is treated separately.

I. MESAVERDE FORMATION:

(A) INITIAL DELIVERABILITY AND SHUT-IN PRESSURE TEST.

1. Within (45) forty-five days after a newly completed well is connected to a gas transportation facility the operator shall accomplish a deliverability and shut-in pressure test in conformance with Section B, subsection I, paragraph (B) of this order.
2. In the event that testing a newly completed well in accordance with paragraph 1 above, is impractical, the operator may accomplish a deliverability and shut-in pressure test in the following manner:
  - a. A seven or eight day production chart may be used as a basis for determining the wells deliverability providing the chart so used is preceded by at least (14) fourteen days continuous production. The well shall produce unrestricted through either the casing or tubing, but not both, into a pipeline during these periods.
  - b. A shut-in pressure of at least seven days duration shall be taken. This shall be the shut-in test required in Section A, subsection I, Paragraph (A).
  - c. The average daily static meter pressure shall be determined in accordance with Section B, subsection I, Paragraph (B). This pressure shall be used as  $P_s$  in calculating  $P_w$  for the Deliverability Calculation.
  - d. The daily average rate of flow shall be determined in accordance with Section B, Subsection I, Paragraph (B), of this order.
  - e. The static wellhead working pressure ( $P_w$ ) shall be determined in accordance with Section B, subsection I, paragraph (B), of this order.
  - f. The deliverability of the well shall be determined by using the data determined in paragraphs a through e, above, in the deliverability

formula in accordance with Section B, subsection I, paragraph (B), of this order.

- g. The data and calculations for the above paragraphs a through f shall be reported to the Commission upon Form C-122-A and filed in triplicate with the Commission within the forty-five day period after connection of the well. Form C-122-A shall be signed by the operator or an agent designated by the operator.

**(B) THE ANNUAL DELIVERABILITY AND SHUT-IN PRESSURE TESTS:**

These tests shall be taken by unrestrictedly producing the well into the pipeline through either the casing or tubing, but not both. The daily flowing rate shall be determined from an average of seven (7) consecutive producing days, following a minimum conditioning period of fourteen (14) consecutive days production. The first seven (7) days of said conditioning period shall have not more than one (1) interruption, which interruption shall be no longer than 36 hours continuous duration. The eighth to fourteenth days, inclusive, of said conditioning period shall have no interruptions whatsoever. All such production during the fourteen (14) day conditioning period plus the seven (7) day deliverability test period shall be a static wellhead working pressures not in excess of seventy-five (75) per cent of the previous annual seven (7) day shut-in pressure of such well if such previous annual shut-in pressure information is available; otherwise, the seven (7) day initial deliverability shut-in pressure of such well shall be used.

In the event that existing line pressure does not permit a draw-down as specified above, with the well producing unrestrictedly into the pipeline, the operator shall request an exception to this requirement on the Form C-122-A. The request shall state the reasons for the necessity for the exception.

The static wellhead working pressure ( $P_w$ ) of any well under test shall be the calculated seven (7) day average tubing pressure if the well is flowing through the casing; or the calculated seven (7) day average casing pressure if the well is flowing through the tubing. The static wellhead working pressure ( $P_w$ ) shall be calculated by applying the tables and procedures as set out in New Mexico Oil Conservation Commission manual entitled "Method of Calculating Pressure Loss Due to Friction in Gas Well Flow Strings". This manual is more specifically known as release 4-G-9-FLT-NW, a copy of which is attached hereto and made a part hereof.

To obtain the shut-in pressure of a well under test the well shall be shut-in immediately after the seven (7) day deliverability test for the full period of seven (7) consecutive days. Such shut-in pressure shall be measured within the next succeeding twenty-four (24) hours following the seven (7) day shut-in period aforesaid. The seven (7) day shut-in pressure shall be measured on the string through which the well flowed during the conditioning and seven (7) day flow period.

All wellhead pressures as well as the flowing meter pressure tests which are to be taken during the seven (7) day deliverability test period, as required hereinabove, shall be taken with a dead-weight gauge. The dead-weight readings taken shall be recorded on the flow chart in psia. The time and point on chart flowing pressure curve at which these readings are taken shall be indicated with an arrow.

Orifice meter charts shall be changed, and so arranged as to reflect upon a single chart the flow data for the gas from each well for the full seven day deliverability test period. Corrections shall be made for pressure base, measured flowing temperature, specific gravity and supercompressibility (superexpansibility), provided however, that if the specific gravity of gas from any well under test is not available, then and in that event an estimated specific gravity may be assumed therefor, based upon that of gas from nearby wells, the specific gravity of which has been actually determined by measurement.

The seven (7) day average flowing meter pressure shall be calculated by taking the average of all consecutive 2-hour flowing meter pressure readings as recorded on the seven (7) day flow period chart (test chart #3). The pressure so calculated shall be used in calculating the wellhead working pressure, determining supercompressibility factors and calculating flow volumes.

The seven (7) day flow period volume shall be calculated from the integrated readings as determined from the flow period orifice meter chart, (Chart #3). The volume so calculated shall be divided by the number of testing days on the chart to determine the average daily flow period rate of flow. The flow chart shall have legibly recorded a minimum of seven (7) days and a maximum of eight (8) flowing days to be acceptable for test purposes. The volume used in this calculation shall be corrected to New Mexico Oil Conservation Commission standard conditions.

The average flowing meter pressure for the seven (7) day or eight (8) day flow period and the corrected integrated volume shall be determined by the purchasing company that integrates the flow charts and furnished to the operator or testing agency when such operator or testing agency requests such information.

The daily average integrated flow period rate of flow shall be corrected for meter error by the multiplication by a correction factor determined by dividing the square root of the chart flowing meter pressure psia into the square root of the dead-weight flowing meter pressure psia.

The daily volume of flow as determined from the flow period chart (Test Chart #3) integrator readings shall be calculated by applying the Basic Orifice meter formula.

$$Q = C' \sqrt{h_w p_f}$$

where:

- $Q$  = Metered volume of flow MCFD @ 15.025, 60°F. and .60 specific gravity.
- $C'$  = The 24 hour basic orifice meter flow factor as taken from New Mexico Oil Conservation Commission release "4G-12-BPT State" and corrected for flowing temperature, gravity and supercompressibility.
- $h_w$  = Daily average differential meter pressure from flow period chart.
- $p_f$  = Daily average flowing meter pressure from flow period chart.

The basic orifice meter flow factors, flowing temperature factor and specific gravity factor shall be determined from New Mexico Oil Conservation Commission release No. "4G-12-BPT-State". The four tables in said release are based on "gas measurement committee report No. 2" (Revised 1948) of the American Gas Association, New York 17, New York. A copy of said New Mexico Oil Conservation Commission release is attached hereto and made a part hereof.

The daily flow period average corrected flowing meter pressure,  $p_{sig}$ , shall be used to determine the supercompressibility factor. Correction shall be made for supercompressibility (deviation from Boyle's law) for flowing meter pressures in excess of 100 psig by the use of Simplified Supercompressibility Tables, compiled from C. N. G. A. Bulletins TS-402 and TS-461, published by John P. Squier Company, Dallas, Texas. These tables have been reproduced by specific permission from John P. Squier Company a copy of which is attached hereto and made a part hereof.

When supercompressibility (superexpansibility) correction is made for a gas containing either nitrogen or carbon dioxide in excess of 2 per cent, the supercompressibility factors of such gas shall be determined by the use of Table V of the above mentioned TS-402 for pressure 100-500 psig or Table II, TS-461 for pressures in excess of 500 psig.

The use of tables for calculating rates of flow from integrator readings, which do not specifically conform to New Mexico Oil Conservation Commission release "4-G-12-BPT-State", may be approved for determining the daily flow period rates of flow upon a showing that such tables are appropriate and necessary.

Deliverability pressure, as used herein for Mesaverde production, is a defined pressure applied to each well and used in the process of comparing the abilities of wells in this formation to produce at static wellhead working pressures equal to fifty (50) per cent, of the seven (7) day shut-in pressure of the respective individual wells.

The deliverability of gas at the "deliverability pressure" of any well under test shall be calculated from the test data derived from the tests hereinabove required by use of the following deliverability formula:

$$D = Q \left[ \frac{(P_c^2 - P_d^2)}{(P_c^2 - P_w^2)} \right]^n$$

WHERE:

- $D$  = Deliverability at the deliverability pressure, ( $P_d$ ) MCF/da. (at Standard Condition of 15,025 psia and 60°F).
- $Q$  = Daily flow rate in MCF/da. at wellhead pressure ( $P_w$ )
- $P_c$  = 7-day shut-in casing (or tubing) wellhead pressure, psia.
- $P_d$  = Deliverability pressure; half of the individual well 7-day shut-in pressure,  $P_c$ , psia.
- $P_w$  = Average static wellhead working pressure, as determined from 7-day flow period, psia and calculated from New Mexico Oil Conservation Commission Pressure Loss Due to Friction Tables.. (Casing pressure if flowing through the tubing, or tubing pressure if flowing through the casing).
- $n$  = Average pool slope of back pressure curve ( .75) for Mesaverde wells).

Any test hereinabove provided for will be considered unacceptable if the average flow rate for the final 7 day deliverability test is 25 per cent in excess of any consecutive 7-day average of the preceding two weeks. "A deliverability test" not meeting this requirement shall be retested.

The annual deliverability and shut-in pressure tests as required hereinabove shall be reported upon Commission Form C-122-A and filed in triplicate, with the Commission within the month next after completion of such tests. Form C-122-A shall be signed by the operator or agent designated as the operator.

All charts relative to annual deliverability tests shall be identified by the words "Test Chart No. 1" (2, 3, 4, etc.), and any or all charts or photostats thereof shall be made available to the Commission upon its request.

## II. PICTURED CLIFFS FORMATION:

### (A) INITIAL DELIVERABILITY AND SHUT-IN PRESSURE TEST:

Same as prescribed for Mesaverde formation; see Section B, subsection I, Paragraph (A).

(B) ANNUAL DELIVERABILITY AND SHUT-IN PRESSURE TESTS:

In all respects the deliverability and shut-in pressure tests of wells in the Pictured Cliffs formation shall be made in conformity with the procedures set out in Section B, Subsection I, paragraph (B) of the Mesaverde formation procedures, except that in the back pressure formula, the exponent "n" shall have the value of point eighty-five (.85).

III. FRUITLAND FORMATION:

(A) All initial and annual deliverability and shut-in pressure tests of gas wells producing from the Fruitland formation shall be identical in all respects to those requirements and procedures hereinabove set out and required for the Pictured Cliffs formation in Section B, Subsection II, paragraphs (A) and (B).

IV. THE DAKOTA FORMATION:

All tests of Dakota wells shall be in conformity with requirements and procedures provided hereinabove for the Mesaverde formation, except as follows:

(A) BARKER DOME - DAKOTA: (Storage Area)

1. INITIAL OPEN FLOW POTENTIAL TEST:

An average "pool slope", based upon bottom-hole conditions, shall be established by the Commission after consideration of data to be provided by the operators; these data shall be based upon tests taken in conformity with the conventional back pressure method, indicated in Commission Rule 401. This "slope" shall be applied to each well in the Barker-Dome Dakota Area, as if such slope were the actual performance back pressure slope of each such well, in the following manner:

This back pressure slope so established shall be plotted through a point predetermined by one stabilized flow rate at a static wellhead working pressure not in excess of seventy-five (75) per cent of the seven (7) day shut-in pressure of such well.

The flowing rates (Q) shall be corrected for pressure base, measured flowing temperature, specific gravity and supercompressibility, by the use of methods of calculation and tables hereinabove referred to and approved in Section B, Subsection I, paragraph (B), of the Mesaverde procedures.

A seven (7) day shut-in pressure test shall be made for each well in the Barker Dome-Dakota Area, provided however, that where the shut-in period exceeds seven days such fact shall be reported to the Commission.

The values of the seven (7) day shut-in pressure ( $P_{sc}$ ) and the working wellhead pressure ( $P_w$ ) shall be corrected to bottom hole conditions.



A schedule of tests shall be prepared by the transporter and approved by the Commission, and reports of such tests shall be signed by the operator or his designated agent and duly filed with the Commission, on Form C-122, the regular statewide form.

## 2. ANNUAL OPEN FLOW POTENTIAL TEST:

This test shall be made of all wells producing from the Barker Dome-Dakota Storage Area by obtaining seven (7) day shut-in pressures of all Dakota wells, converting the same to bottom hole pressures ( $P_f$ ) computing the squares of such bottom hole pressures, ( $P_f^2$ ) and applying the same to the original average "pool slope" to obtain an adjusted open flow. If so desired as an alternate method an adjusted open flow may be computed from the following equation:

$$O_{f_2} = O_{f_1} \left[ \frac{(P_{f_2})^2}{(P_{f_1})^2} \right]^n$$

WHERE:

- $O_{f_2}$  : Adjusted absolute open flow.
- $O_{f_1}$  : Original absolute open flow.
- $P_{f_2}$  : New bottom hole shut-in (psia.)
- $P_{f_1}$  : Old bottom hole shut-in (psia.)
- $n$  : Slope of back pressure curve.

Tests of all wells in the Barker Dome-Dakota storage area shall be made during the period of April 1 through October 31 of each year and reports made to the Commission within the next succeeding month after test is made.

## V. PENNSYLVANIAN FORMATION:

All tests of wells producing from the Pennsylvanian formation of the San Juan Basin Area shall be as follows:

### (A) INITIAL OPEN FLOW POTENTIAL TEST:

Immediately after completion of each new well an absolute open flow shall be determined by the conventional back-pressure method

indicated by Rule 401 of the Commission's Rules and Regulations.

Seven day shut-in pressures will be used in all cases, and, if for any reason the shut-in period exceeds seven days, then, the actual shut-in time shall be reported.

**(B) ANNUAL OPEN FLOW POTENTIAL TEST:**

This test shall be made of all wells producing from the Pennsylvanian formation of the San Juan Basin area, and such tests shall conform in all respects with the procedure set out next above under initial open flow potential test or in the alternative, by obtaining a seven day shut-in pressure of each well and converting the same to bottom hole pressure ( $P_f$ ). The square of the bottom hole pressure ( $P_f^2$ ) will be computed and applied to the original back pressure curve and an adjusted absolute open flow will be obtained.

If shut-in pressure time is in excess of seven (7) days, then the actual shut-in time shall be reported.

There is no objection to the use of an adjusted absolute open flow calculated from the equation as set out hereinabove under Dakota formation, Section B, Subsection IV, paragraph (A) - subparagraph 2.

All tests hereunder shall be made during the period from April 1 through October 31 of each year, and reported to the Commission upon regular Form C-122 during the month succeeding the month in which the tests are made.

**SECTION C. INFORMATION TEST FOR ALL FORMATIONS.**

**I. TYPE OF TEST:**

(A) A pitot potential test may be taken on newly completed wells before their connection to a gas transportation facility. This test shall not be a required official test but may be taken for information purposes at the option of the operator. When taken, this test shall be made and reported as prescribed in paragraph (B) following.

**(B) PITOT POTENTIAL TEST:**

The pitot potential test shall be made after a minimum shut-in time of seven (7) days. The shut-in pressure shall be measured by the use of a dead-weight gauge. The rate of flow shall be determined by a pitot tube measurement after unrestricted flowing of gas to the air for a period of three (3) hours; the flow nipple shall be at least eight (8) diameters long. The pitot tube shall be constructed of one-eighth (1/8) inch pipe (nominal diameter). Standard tables (Reids) will be provided by the Commission on request.

Any well completed with two-inch nominal size tubing (1.995 inside diameter) or larger shall be tested through the tubing. Any well completed with tubing smaller than two-inch nominal shall be tested through the casing.

(C) REPORTING OF TEST.

When the pitot potential test is taken the results shall be calculated as prescribed in the Commission's Manual of Tables and Procedure and reported to the Commission on Form C-122-B.

IT IS FURTHER ORDERED:

(1) That Form C-122-A entitled "Gas Well Test Data Sheet, San Juan Basin", a copy of which is attached hereto and made a part hereof, be, and the same hereby is approved in open form subject to minor modifications as experience may indicate and the same shall be used only for the area heretofore indicated, excepting therefrom only the Barker Dome-Dakota storage area, and the Pennsylvanian formation, all within the said San Juan Basin.

(2) That this order shall modify Rule 1121 of the Rules and Regulations of the Commission only to the extent of requiring reports upon Form C-122, a copy of which is attached hereto and made a part hereof. Such Form C-122 is hereby approved in open form subject to minor changes and additions as experience may indicate necessary.

(3) All forms heretofore mentioned, are hereby adopted for the use in the San Juan Basin Area.

(4) All testing agencies whether individuals, companies, pipeline companies or operators shall maintain a log of all tests accomplished by them. This log shall show the operator, lease, well number, section unit letter, section, township, range and pool as defined by New Mexico Oil Conservation Commission, for each well tested. The log shall further show the date the flow period pressures (psia.) and shut-in pressures are measured and the values thereof. A copy of this log shall be made available to the Commission or a Commission representative at any time during any testing season. A copy of this log shall be filed with supervisor of District III, Box 697, Aztec, New Mexico, by the 10th of December following each testing season. A log form setting out the data required shall be furnished by the New Mexico Oil Conservation Commission to all testers, a copy of this form is attached hereto and made a part hereof.

IT IS FURTHER ORDERED:

That other formations in the San Juan Basin Area which may in the future be found to be productive will be provided with testing programs on the basis of formation characteristics.


DONE at Santa Fe, New Mexico on the day and year hereinabove designated.

STATE OF NEW MEXICO  
OIL CONSERVATION COMMISSION

*John F. Simms*  
JOHN F. SIMMS, Chairman

*E. S. Walker*  
E. S. WALKER, Member

*W. B. Macey*  
W. B. MACEY, Member and Secretary



BEFORE THE OIL CONSERVATION COMMISSION  
OF THE STATE OF NEW MEXICO

IN THE MATTER OF THE HEARING  
CALLED BY THE OIL CONSERVATION  
COMMISSION OF THE STATE OF NEW  
MEXICO FOR THE PURPOSE OF  
CONSIDERING:

CASES NO. 882) Consolidated  
941)  
Order No. R-333-D

THE APPLICATION OF THE OIL  
CONSERVATION COMMISSION UPON  
ITS OWN MOTION FOR AN ORDER  
REVISING, AMENDING OR DELETING  
CERTAIN PORTIONS OF ORDER R-333-B  
PERTAINING TO GAS WELL TESTING  
PROCEDURE APPLICABLE TO GAS WELLS  
COMPLETED IN SAN JUAN, RIO ARriba  
AND MCKINLEY COUNTIES, NEW MEXICO.

NUNC PRO TUNC ORDER OF THE COMMISSION

BY THE COMMISSION:

It appearing to the Commission that Order R-333-C, dated October 13, 1955, does not clearly and accurately state the intent of the Commission.

FINDS:

That certain parts of Order R-333-C should be clarified, To Wit:

1. Section A, Subsection I, Paragraph (B).
2. Section A, Subsection II.
3. Section A, Subsection III, Paragraph (A) third paragraph.
4. Section A, Subsection III, Paragraph (B).
5. Section B, Subsection I, Paragraph (A), Subparagraph 2, Part g.

IT IS THEREFORE ORDERED:

That certain parts of Order R-333-C be clarified as follows and the same is hereby ordered:

1. Section A, Subsection I, Paragraph (B) is revised to read:  
Within forty-five days after a well is connected to a gas transportation facility the well shall be tested in accordance with Section B, Subsection I, Paragraph (A) of this order, and the results of the test reported to the Commission. An operator may request an extension of time in which to accomplish this test provided such request is made in writing to the Commission's Aztec Office before the expiration of the forty-five day period following connection of the well to a gas transportation facility. Such request for extension must be for substantial reason and approved by the Commission, or its duly authorized representative. Said extension shall not be for more than fifteen days.
2. Section A, Subsection II, the following paragraph is added:

An Initial Deliverability Test accomplished in accordance with Section B, Subsection I, Paragraph (A), Subparagraph 1, may be used as an annual test when the test is taken on wells connected to a transportation facility during the regular annual testing season from April 1, to October 31.

3. Section A, Subsection III, Paragraph (A), third paragraph is revised to read:

All wells connected to a pipeline system during the period of February 1 to October 31, both inclusive, of any year shall be scheduled for testing during the testing period for that particular year. Then and in that event the pipeline in cooperation with the operator shall notify the Commission in writing at least (10) ten days before the commencement of the conditioning period for any tests. Provided however, that when an Initial Deliverability Test accomplished in accordance with Section B, Subsection I, Paragraph (A), Subparagraph 1 is to be used as an Annual Test for Wells Connected to a gas transportation facility during the period between April 1 and October 31, then the operator shall notify the Commission in writing at any time during the fourteen day conditioning period.

4. Section A, Subsection III, Paragraph (B) the following paragraph is added:

The requirements for Initial and Annual Deliverability Tests and the notification and scheduling of such tests which apply to newly completed wells shall also apply to reworked or recompleted wells.

5. Section B, Subsection I, Paragraph (A), Subparagraph 2, Part g is revised to read:

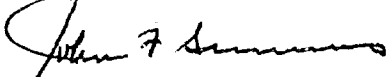
The data and calculations for the above paragraphs a through f shall be reported to the Commission upon the blue colored Form C-122-A and filed in triplicate with the Commission within the forty-five day period after connection of the well. Form C-122-A shall be signed by the operator or an agent designated by the operator.

Order No. R-333-D


IT IS FURTHER ORDERED: That the corrections and changes set forth in this order be entered nunc pro tunc in the original order as of October 13, 1955, and in the records of the Commission as of October 24, 1955, the date of entry of said original order.

DONE at Santa Fe, New Mexico on this 21<sup>st</sup> day of November, 1955.

STATE OF NEW MEXICO  
OIL CONSERVATION COMMISSION

  
JOHN F. SIMMS, Chairman

  
E. S. WALKER, Member

  
W. B. MACEY, Member and Secretary



lr/

BEFORE THE  
**Oil Conservation Commission**

SANTA FE, NEW MEXICO  
April 20, 1955

IN THE MATTER OF:

CASE NO. 822 - Regular Hearing

TRANSCRIPT OF PROCEEDINGS

**ADA DEARNLEY AND ASSOCIATES**

COURT REPORTERS  
605 SIMMS BUILDING  
TELEPHONE 3-6691  
ALBUQUERQUE, NEW MEXICO

BEFORE THE  
OIL CONSERVATION COMMISSION  
Santa Fe, New Mexico  
April 20, 1955

IN THE MATTER OF:

Application of the Oil Conservation Commission upon its own motion for revision of Order R-333-A to clarify and standardize the gas well testing procedure in the San Juan Basin, as outlined in the provisions of said Order R-333-A.

Case No. 882

BEFORE:

Mr. E. S. (Johnny) Walker  
Mr. William B. Macey

TRANSCRIPT OF HEARING

MR. MACEY: The next case on the docket is Case 882.

ELVIS A. UTZ,

called as a witness, having been first duly sworn, testified as follows:

DIRECT EXAMINATION

By MR. KITTS:

Q Will you state your name and position, please?

A Elvis A. Utz, Engineer with the Oil Conservation Commission.

Q Mr. Utz, are you familiar with Case 882?

A Yes, I am.

Q Do you have a recommendation to make based on your consideration of this case?

A Yes, I have.

Q Have you prepared that in Exhibit form or something that could be marked as an Exhibit?

A Yes, I have.

ADA DEARNLEY & ASSOCIATES  
STENOGRAPHIC REPORTERS  
ALBUQUERQUE, NEW MEXICO  
TELEPHONE 3-6691



(Marked Commission's Exhibit No. 1,  
for identification.)

Q Would you explain what that shows?

A Briefly this is some proposed revisions to Order K-333-A, which is the deliverability testing order for the San Juan Basin. I have listed these as to the paragraphs, in the original order, and I wonder if it is necessary that I go ahead and read the whole thing through?

Q I would suggest that you need not. Everyone has been furnished copies?

A They were available this morning, I presume they do have.

Q We are going to introduce this into the record. I would suggest that you just outline in a very general manner how this proposed order changes the previous order.

A I can do that quite briefly

Q Then you can be questioned on it.

A Under Section B, Subsection 1, Part (2) and so forth, has to do with the testing procedure. I am suggesting, or recommending, rather, that the Commission adopt a method which they actually used last year in calculating the wellhead working pressure. The wellhead working pressure to be calculated by using the average seven day wellhead flowing pressure, and calculating a pressure loss by using the methods which was adopted by the Commission, namely, release 4-G-9FLT-NW. It is merely a method of using the wellhead flowing pressure and calculating the wellhead working pressure.

Another brief change is to measure the seven-day shut-in pressure through the string through which the well flowed during the conditioning and on the seven day flow period.

3

Another very slight change has to do with marking the deadweight readings on the flowchart and the point readings were taken so as to have a ready record on the flowchart.

The most important change has to do with determining the volume during the flow period, which has to be done, or recommended to be done by the purchasing companies. Briefly this simply means that the purchasing companies shall furnish to the testers the seven day average flowing meter pressure calculated by averaging the two hour chart readings. The flow volume, incidentally, this pressure is the pressure that will be used in calculating the wellhead working pressure, also in determining supercompressibility and for purposes of checking the integrated flow, if anyone cares to do so.

The actual flow volume will be furnished by the purchasing companies to the testers from the integrated volume corrected for supercompressibility, gravity and temperature. Instead of pinning it down to the exact seven day flow, I am recommending that they use the number of flowing days on the chart, which in some cases will be seven days, some cases eight days.

I am recommending that the Commission adopt, for the purpose of calculating flow, a release known as 4G-12-Back Pressure Test for the State, which is merely flange and pipe flowing factors, orifice meter flow factors, flowing temperature correction factors and gravity correction factors. These factors do give the precise volumes that Southern Union and El Paso is using.

It also stipulates that any other method of calculating flow volumes may be specifically approved provided it is appropriate and necessary.

It also pins down the supercompressibility table to be used,

which is available and will be furnished by the Commission which was copied from squares tables and, incidentally, do check with the tables that Southern Union and El Paso measurement depths are using.

The last change is a stipulation that the testing companies shall keep an accurate log of the time and pressures that the head-weight meter pressures are taken, as well as the seven day shut-in pressures. Briefly, the reason for this is that we will undoubtedly spot-check some wells and we will want to know whether our pressures agree with the testing companies pressures.

Q Mr. Utz, in your opinion, will the adoption of this proposed amendment constitute a more satisfactory and accurate method of well testing?

A I think it will take a lot of the guess-work out of the test, be a more accurate test.

MR. KITTS: That is all.

MR. MACEY: Any questions?

CROSS EXAMINATION

By MR. WOODRUFF:

Q You mentioned that the resultant volumes, by using the Commission release No. 4G-12-BPT-State, would give the same results at those measures by El Paso and Southern Union, and also that the supercompressibility correction table which you recommend, would give the same results as those that El Paso and Southern Union use. The reason for that is that the basis for what you recommended and what is being used is the AGA Bulletin, Number 2, specifying the basis upon which gas shall be measured, so that the reason that they agree is the fact that they are all based on the same thing. Is that not correct?

A That is correct.

Q Then, as far as the supercompressability correction tables are concerned, they are all based on the same basic fundamentals, too, is that correct?

A They are all based on California Natural Gas Association 402 and 461.

MR. WOODRUFF: Thank you.

MR. MACEY: Anyone else?

MR. KITTS: We will offer in evidence Commission's Staff Exhibit No. 1.

MR. MACEY: Without objection it will be received. The witness may be excused.

(Witness excused.)

MR. MACEY: Anyone have anything further in this case? If not we will take the case under advisement and we will adjourn until nine o'clock in the morning.

STATE OF NEW MEXICO )  
: SS.  
COUNTY OF BERNALILLO )

I, ADA DEARNLEY, Court Reporter, do hereby certify that the foregoing and attached transcript of proceedings before the New Mexico Oil Conservation Commission at Santa Fe, New Mexico is a true and correct record to the best of my knowledge, skill and ability.

IN WITNESS WHEREOF I have affixed my hand and notarial seal this 30th day of April, 1955.

My Commission Expires:  
June 19, 1955

*Ada Dearnley*  
Notary Public, Court Reporter

ADA DEARNLEY & ASSOCIATES  
STENOTYPE REPORTERS  
ALBUQUERQUE, NEW MEXICO  
TELEPHONE 3-6691