



2020 Annual Groundwater Monitoring Report

WT-1 Compressor Station
Lea County, New Mexico
NMOCD# AP-105

Transwestern Pipeline
Company, LLC







Table of Contents

- 1. Introduction..... 1
 - 1.1 Site Description and Background 1
 - 1.2 Site Characterization..... 2
- 2. Groundwater Monitoring Summary, Methodology, and Analytical Results 2
 - 2.1 Groundwater Monitoring Summary..... 2
 - 2.2 Groundwater Monitoring Methodology..... 2
 - 2.3 Annual Groundwater Monitoring Analytical Results 3
- 3. In-Situ Enhanced Bioremediation Injections 4
 - 3.1 ISEB Injection Events Summary 4
 - 3.2 ISEB Groundwater Monitoring 4
- 4. Conclusions and 2020 Recommendations..... 5
 - 4.1 Conclusions 5
 - 4.2 2021 Recommendations 5

Figure Index

- Figure 1 Site Location Map
- Figure 2 Site Plan
- Figure 3 Groundwater Potentiometric Surface Map – March 2020
- Figure 4 2020 Constituent of Concern Concentration Map

Table Index

- Table 1 Summary of Groundwater Elevations
- Table 2 Summary of Groundwater Analytical Results
- Table 3 Summary of ISEB Monitoring Analytical Results

Appendix Index

- Appendix A Groundwater Laboratory Analytical Reports



1. Introduction

This report presents the results of monitoring and remediation activities performed during 2020 by GHD Services Inc. (GHD) at the Transwestern Pipeline Company, LLC (Transwestern) WT-1 Compressor Station (Site). The Site is located 29 miles east of Carlsbad, New Mexico in the southwest quarter of Section 31, Township 20 South, Range 32 East in Lea County (**Figure 1**) and is regulated by the New Mexico Oil Conservation Division (NMOCD) under Abatement Plan, AP-105.

1.1 Site Description and Background

The Site consists of an active compressor station and associated equipment and installations. The Site has been in active assessment and remediation since 1994. The Site consists of two historically impacted areas, the former Engine Room Drain Pit (ERDP) located in the north central portion of the Site and the dehydration area (DEHY) located in the southwest portion of the Site. A Site Plan is included as **Figure 2**.

The constituents of concern (COCs) in the ERDP area consist of light non-aqueous phase liquid (LNAPL), benzene, toluene, ethylbenzene, and xylene (BTEX), and the chlorinated solvents 1,1 dichloroethylene (1,1 DCE), 1,1 dichloroethane (1,1 DCA), and trichloroethylene (TCE). The COCs in the DEHY area consist of LNAPL and BTEX.

A soil vapor extraction (SVE) system was installed in the DEHY area in 1996 and operated until 2013. The system was taken out of service due to significant reductions in volatile organic compound mass removal.

In 2003, approximately 1,826 cubic yards of impacted soil was excavated from two locations in the ERDP area. The excavations extended up to 15 feet below ground surface (ft bgs). A 30-millimeter polyethylene liner was placed in the bottom of each excavation prior to backfilling.

During May 2016, GHD supervised well abandonment activities for recovery wells (RW) RW-1 through RW-12 and monitoring well (MW) MW-2 in the ERDP area. These wells were initially constructed as borehole wells and did not contain a well screen and casing with a proper seal. MW-2 had been dry since November 2011.

In

April 2017 and October 2017, GHD performed magnesium sulfate injection events as part of an In-situ Enhanced Bioremediation (ISEB) treatment pilot study. Hydrocarbons under anaerobic conditions can often be attenuated by an increase in sulfate reduction. Benzene and xylenes are known to degrade under sulfate reducing conditions. ISEB treatment was performed in the DEHY area that contains wells MW-10, SVE-10, SVE-12, and SVE-13. ISEB treatment was performed using wells SVE-5, SVE-8, and MW-10 as injection wells during April 2017 and wells SVE-10, SVE-12, and SVE-13 in October 2017.

Monitoring on a periodic and annual basis was performed in 2018 and 2019 to assess post ISEB injection conditions at the Site and to see if the introduction of sulfate was successful at stimulating biodegradation of hydrocarbons. While the analytical data indicated mixed results, in general, concentrations of benzene, xylene, and total naphthalenes had been decreasing while there was



available sulfate from the injections. Once the sulfate was mostly depleted, the concentrations of benzene and xylenes began to rise again. Therefore, it is believed that the sulfate is helpful in assisting degradation of hydrocarbons when adequate concentrations are present.

Annual groundwater monitoring, ISEB injection monitoring, and an ISEB injection event were completed in 2020 and are discussed in this report.

1.2 Site Characterization

According to the New Mexico Bureau of Mines and Mineral Resources (1982), the Site is situated in an area of recent Quaternary alluvial and piedmont deposits. Soils typically found in this area consist of silty and poorly graded sand and gravels with intermittent secondary cementation (caliche).

Groundwater at the Site is encountered at approximately 50 ft bgs and is unconfined. The groundwater gradient is generally to the north. Several current and historical playas are located in the vicinity of the Site and may be influencing groundwater elevations by creating perched aquifers.

2. Groundwater Monitoring Summary, Methodology, and Analytical Results

2.1 Groundwater Monitoring Summary

Annual groundwater monitoring activities were performed at the Site on March 23 - 25, 2020 by GHD. The sampling program included collecting groundwater samples from the following wells:

- ERDP area: MW-4 through MW-8, MW-14, and SVE-1A.
- DEHY area: SVE-5, SVE-7, SVE-8, SVE-9, SVE-12, SVE-13, SVE-14, and MW-10.

2.2 Groundwater Monitoring Methodology

Prior to sampling, monitoring wells were gauged for depth to groundwater and LNAPL thickness, if present, using a cleaned oil/water interface probe. Depth to groundwater measurements and calculated groundwater elevations are summarized in **Table 1**. A groundwater potentiometric surface map for the March 2020 monitoring event is presented as **Figure 3**. Based on the 2020 annual monitoring event gauging data and calculated elevations, groundwater flow is generally north-northeast and is consistent with historical data for the Site. The groundwater gradient is calculated at approximately 0.006 ft per foot in the DEHY area, increasing to 0.021 ft/ft in ERDP area.

Monitoring wells were purged and sampled using dedicated, polyethylene bailers. Wells were purged of three well volumes or until dry and allowed to recover prior to collecting a sample. Groundwater quality parameters of temperature, pH, oxidation reduction potential, and conductivity were collected with a multi-parameter groundwater quality meter and recorded on groundwater sampling forms.

Groundwater samples were collected, placed in laboratory-prepared containers, packed on ice cooler, and shipped under chain-of-custody documentation to Hall Environmental Analysis



Laboratory in Albuquerque, New Mexico. The samples were analyzed for volatile organic compounds (VOCs) by Environmental Protection Agency (EPA) method SW 846 8260B, and sulfate by EPA method 300.0.

During the March 2020 gauging activities, LNAPL was measured in monitoring well MW-1 at a thickness of 3.06 ft and appeared in MW-10 in the bailer while purging the well for sample collection during the September ISEB monitoring event.

2.3 Annual Groundwater Monitoring Analytical Results

The New Mexico Water Quality Control Commission (NMWQCC) mandates that groundwater quality in New Mexico be protected, and has issued groundwater quality standards in Title 20, Chapter 6, Part 2, Section 3103 of the New Mexico Administrative Code (20.6.2.3103 NMAC). Groundwater quality standards have been set for the protection of human health, domestic water supply, and irrigation use. Exceedances of NMWQCC standards in Site monitoring wells are discussed below. The laboratory analytical results are summarized in **Table 2** and the corresponding laboratory analytical reports are included in **Appendix A**. Additionally, **Figure 4** presents a summary of the primary COC concentrations for both the ERDP and DEHY areas.

VOCs

- **Benzene:** The NMWQCC standard for benzene is 0.005 milligrams per liter (mg/L). The groundwater samples collected from SVE-1A, SVE-1, SVE-5, SVE-9, SVE-12, SVE-13, SVE-14, MW-5, and MW-10 exceeded the standard for benzene.
- **Total Xylenes:** The NMWQC standard for total xylenes is 620 ug/L. The groundwater sample collected from MW-10 exceeded the standard for total xylenes.
- **Total Naphthalenes:** The NMWQCC standard for total naphthalenes is 30 ug/L. The groundwater samples collected from SVE-5 and MW-10 exceeded the standard for total naphthalenes.
- **1,1 DCA:** The NMWQCC standard for 1,1 DCA is 25 ug/L. Groundwater samples collected from SVE-1A, MW-5, and MW-8 exceeded the standard for 1,1 DCA.
- **1,1 DCE:** The NMWQCC standard for 1,1 DCE is 7.0 ug/L. The groundwater sample collected from SVE-1A met the standard for 1,1 DCE during a quarterly ISEB Injection monitoring sampling event in September 2020.
- **Trichloroethylene (TCE):** The NMWQCC standard for TCE is 5.0 ug/L. Groundwater samples collected from SVE-1A, MW-5, and MW-8 exceeded the standard for TCE.
- **Cis 1,2 DCE:** The NMWQCC standard for Cis 1,2 DCE is 70 ug/L. Groundwater samples collected from SVE-1A exceeded the standard for Cis 1,2 DCE.

Sulfate

- The NMWQCC standard for sulfate is 600 milligrams per liter (mg/L). The groundwater sample collected from SVE-1A, SVE-5, SVE-7, SVE-8, SVE-9, SVE-12, SVE-13, MW-6, and MW-8 exceeded the standard for sulfate. Exceedances of sulfate are attributed to ISEB injections at the Site and should diminish over time.



3. In-Situ Enhanced Bioremediation Injections

3.1 ISEB Injection Events Summary

In October 2020 GHD performed an ISEB treatment injection. ISEB treatment was performed in the DEHY area by injecting into wells SVE-5, SVE-10 and SVE-12. During each injection event 2,350 lbs of 10% magnesium sulfide solution was injected into the targeted wells to enhance anaerobic biodegradation of benzene. Approximately 1,100 gallons of water and magnesium sulfate solution was injected into each of the above listed wells once in 2020.

3.2 ISEB Groundwater Monitoring

Groundwater monitoring was performed as described above in Section 2.2 prior to the first injection during the March 2020 annual monitoring event and again in June, September, and December 2020 to assess the effectiveness of ISEB injections. The wells included in monitoring of the injection events were SVE-1A, SVE-5, SVE-12, SVE-13, SVE-14, MW-5, MW-8, and MW-10. A summary of injection monitoring data is as follows:

High sulfate concentrations were observed in wells SVE-5 and SVE-12 at the December 2020 monitoring event, but these concentrations had not yet affected benzene concentrations. Well SVE-10 was dry and was not sampled during the 2020 monitoring events. Groundwater concentrations remained stable over 2020 therefore fluctuations in benzene concentrations based on groundwater level fluctuations were not observed and no trends in benzene concentrations were observed.

With earlier injections prior to 2020, sulfate concentration and water levels affected benzene concentrations in the monitoring wells. Previous sulfate additions had some effect on benzene concentrations in wells SVE-1A, SVE-5, SVE-12, SVE-13 and SVE-14. Sulfate was not added to well MW-5 and although it was added to well MW-10 it did not affect benzene concentrations in this well. The LNAPL in the area of well MW-10 may be acting as a source of benzene and causing groundwater concentrations to rebound. In well SVE-1A the benzene concentration has decreased by 59 percent since treatment with sulfate was initiated. In well SVE-5, small decreases in the concentrations of benzene were observed when sulfate concentrations were high, but the benzene concentrations also appeared to decrease with increasing water level. Similarly, in well SVE12, water level appears to be the primary factor in benzene concentration with benzene concentrations increasing as water levels decrease, however small decreases in benzene also coincided with higher sulfate concentrations. In well SVE-13 benzene concentrations appeared to spike as water levels decreased but then decreased again after sulfate was added to this well. Benzene concentrations did not decrease further although sulfate continued to be high in this well. In well SVE-14, sulfate treatment appears to have been very effective because although water levels decreased, benzene concentrations also decreased as sulfate levels increased. In well MW-5 sulfate was not added and benzene concentrations fluctuated with water level and in well MW-10 the benzene concentration remained stable despite fluctuations in the water level and in the sulfate concentration.



ISEB monitoring results continue to indicate mixed results but a general decrease in benzene while added sulfate is being reduced and while groundwater levels are higher. A summary of analytical results from the ISEB monitoring events is provided in **Table 3** and shown on **Figure 4**. Associated laboratory analytical reports are included in **Appendix A**.

4. Conclusions and 2020 Recommendations

4.1 Conclusions

Based on the information and data presented in this report, GHD makes the following conclusions:

- Samples from SVE-1A, SVE-1, SVE-5, SVE-12, SVE-13, SVE-14, MW-5, MW-7, MW-8, and MW-10 exceed NMWQCC standards for one or more of the following COCs: benzene, xylenes, naphthalenes, 1,1 DCA, and 1,1 DCE.
- Samples from SVE-1, SVE-5, SVE-7, SVE-8, SVE-9, SVE-12, SVE-13, MW-4, MW-6, MW-8, and MW-14 exceeded the NMWQCC standard for one or more monitoring events in 2020. Several of these points were utilized as magnesium sulfate injection points in 2020.
- LNAPL continues to be present in monitoring well MW-1 and appeared in MW-10 in September of 2020 during purging of groundwater from the well. There was not a measurable thickness of LNAPL during gauging of MW-10 prior to the attempted sampling.
- While the results of ISEB monitoring are mixed, they generally indicate a decrease in benzene while the added sulfate is being reduced.

4.2 2021 Recommendations

Based on the findings of the 2020 groundwater monitoring activities, GHD recommends the following:

- Conduct semi-annual groundwater monitoring consisting of a Site-wide event in March and then a second event in September sampling only wells impacted by COCs
- Evaluate 2021 groundwater quality results to determine need for supplemental ISEB Injections.

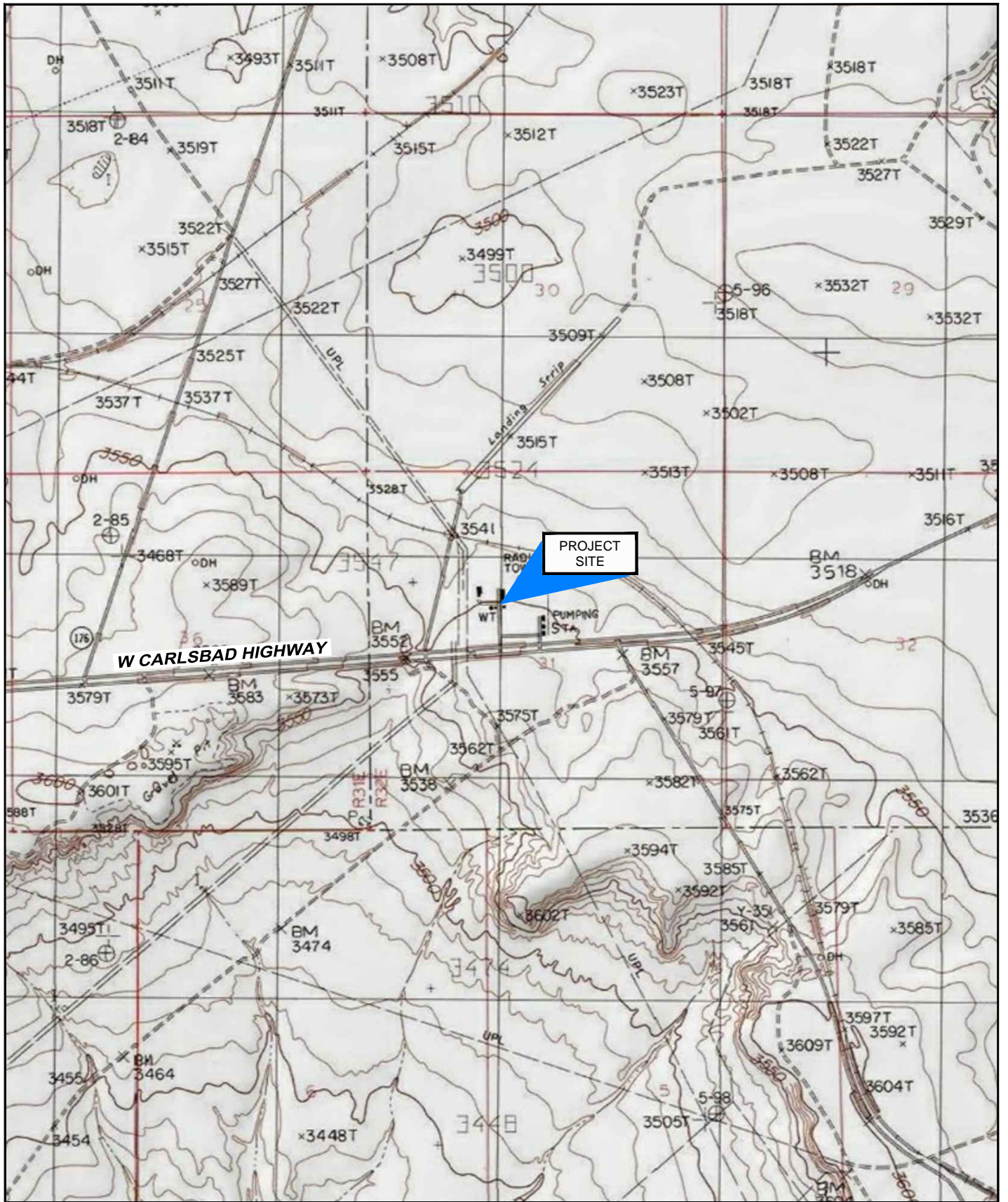
All of Which is Respectfully Submitted,

GHD

Charles Neligh
Project Scientist

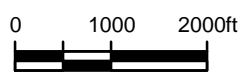
Christine Mathews
Project Manager

Figures



Source: USGS 7.5 Minute quad "Williams Sink, New Mexico"

Lat/Long: 32.531549° North, 103.807904° West



Coordinate System:
NAD 83 STATE PLANE -
NEW MEXICO EAST (US FEET)



ETC TEXAS PIPELINE, LTD.
LEA COUNTY, NEW MEXICO
WT-1 COMPRESSOR

SITE LOCATION MAP

11209238
Jun 3, 2020

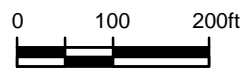
FIGURE 1



LEGEND	
	Monitoring Well Location
	Injection Point Location
	Plugged Monitoring Well Location
	Recovery Well Location
	Plugged Recovery Well Location
	SVE Well Location
	Fence Line

Source: USDA FSA Imagery, May 10, 2014

Lat/Long: 32.531549° North, 103.807904° West

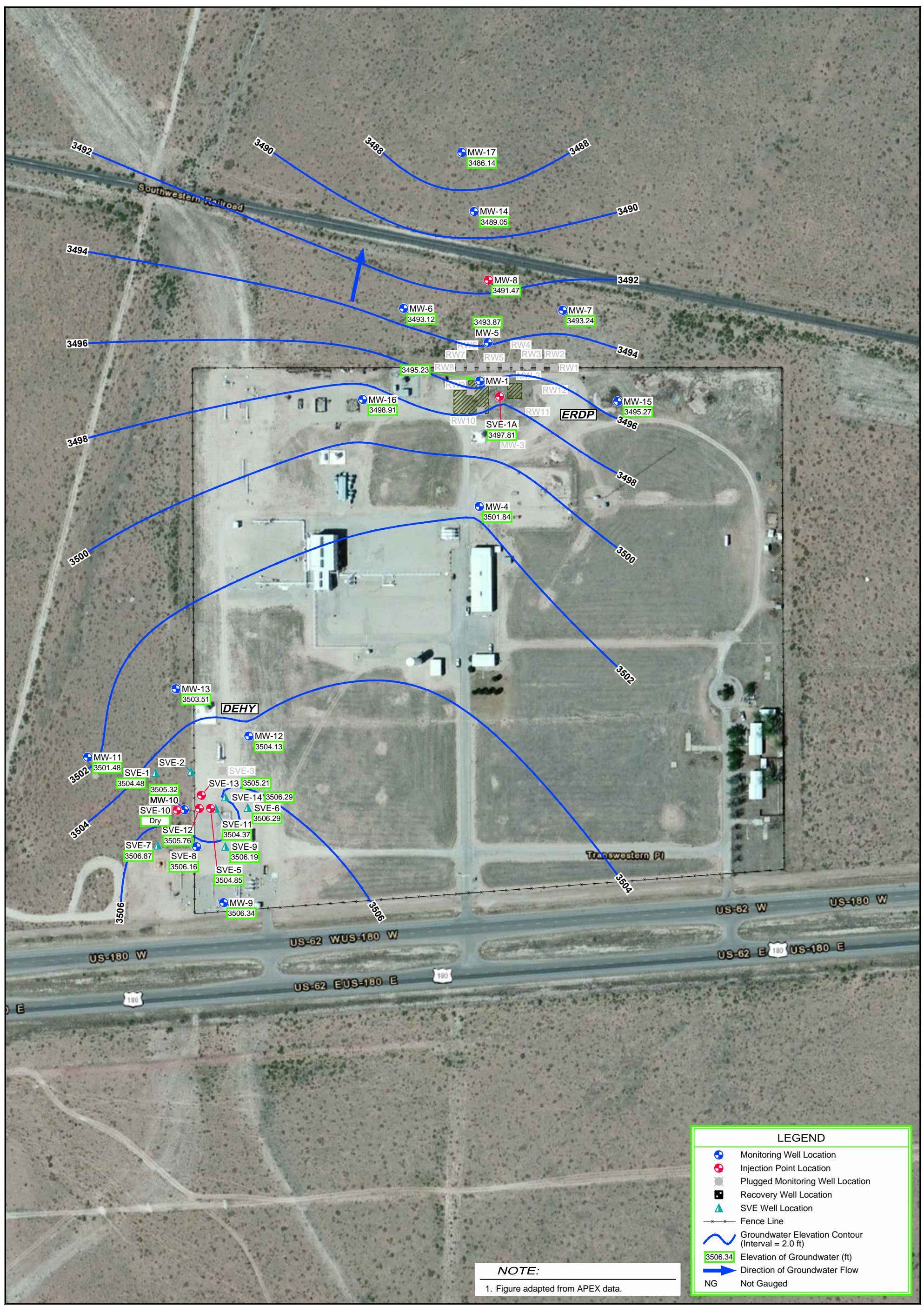


ETC TEXAS PIPELINE, LTD.
LEA COUNTY, NEW MEXICO
WT-1 COMPRESSOR

11209238
Jun 3, 2020

SITE PLAN

FIGURE 2




LEGEND

- Monitoring Well Location
- Injection Point Location
- Plugged Monitoring Well Location
- Recovery Well Location
- ▲ SVE Well Location
- — — Fence Line
- ~ Groundwater Elevation Contour (Interval = 2.0 ft)
- 3506.34 Elevation of Groundwater (ft)
- Direction of Groundwater Flow
- NG Not Gauged

NOTE:
1. Figure adapted from APEX data.

Source: USDA FSA Imagery, May 10, 2014

Lat/Long: 32.531549° North, 103.807904° West



ETC TEXAS PIPELINE, LTD.
LEA COUNTY, NEW MEXICO
WT-1 COMPRESSOR
**GROUNDWATER POTENTIOMETRIC
SURFACE MAP - MARCH 2020**

11209238
Jun 3, 2020

FIGURE 3



MW-5				
Date	03/25/2020	06/02/2020	09/22/2020	12/14/2020
Benzene	16	16	13	15
Sulfate	<5.0	<5.0	3.2	1.8
1,1-Dichloroethane	110	110	110	97
1,1-Dichloroethylene	<2.0	1.2	1.7	1.7
Trichloroethane	21	21	22	21

MW-6	
Date	03/25/2020
Benzene	<1.0
Sulfate	630
1,1-Dichloroethane	3.8
1,1-Dichloroethylene	<1.0
Trichloroethane	2.9

MW-17	
Date	03/25/2020
Benzene	<1.0
Sulfate	490

MW-14	
Date	03/25/2020
Benzene	<1.0
Sulfate	590
1,1-Dichloroethane	6.0
1,1-Dichloroethylene	<1.0

MW-8				
Date	03/25/2020	06/02/2020	09/22/2020	12/14/2020
Benzene	2.5	2.5	2.2	2.8
Sulfate	3,100	1,100	340	290
1,1-Dichloroethane	<2.0	46	43	38
1,1-Dichloroethylene	<2.0	1.8	2	1.6
Trichloroethane	<2.0	20	17	19

MW-1			
Date	03/23/2020	06/02/2020	09/21/2020
LNAPL	3.06'	4.04'	3.45'

MW-7	
Date	03/24/2020
Benzene	<1.0
Sulfate	400
1,1-Dichloroethane	11
1,1-Dichloroethylene	<1.0
Trichloroethane	2

SVE-1A				
Date	03/25/2020	06/02/2020	09/22/2020	12/14/2020
Benzene	30	23	20	20
Sulfate	2,400	1,400	1,200	720
1,1-Dichloroethane	210	280	200	70
1,1-Dichloroethylene	5.8	6.0	7.0	2.2
cis-1,2-Dichloroethylene	200	260	190	78
Trichloroethylene	16	17	13	7.3

MW-10			
Date	03/25/2020	06/02/2020	09/22/2020
Benzene	5,800	6,200	LNAPL
Xylenes	2,400	2,400	LNAPL
Naphthalenes	45	41	LNAPL
Sulfate	54	15	LNAPL

SVE-13				
Date	03/25/2020	06/02/2020	09/22/2020	12/14/2020
Benzene	470	490	470	460
Sulfate	470	470	500	700

SVE-14			
Date	03/25/2020	09/22/2020	12/14/2020
Benzene	17	17	77
Sulfate	450	510	400

SVE-12				
Date	03/25/2020	06/02/2020	09/22/2020	12/14/2020
Benzene	2,600	2,600	2,200	3,000
Sulfate	1,900	2,600	340	10,000

SVE-9		
Date	03/25/2020	12/14/2020
Benzene	28	12
Sulfate	1,000	850

SVE-5				
Date	03/25/2020	06/02/2020	09/22/2020	12/14/2020
Benzene	710	430	470	950
Naphthalenes	150	29	46	40
Sulfate	2,600	1,700	660	18,000

SVE-8	
Date	03/25/2020
Benzene	<1.0
Sulfate	860

LEGEND

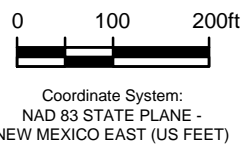
- Monitoring Well Location
- Injection Point Location
- Plugged Monitoring Well Location
- Recovery Well Location
- SVE Well Location
- Fence Line
- LNAPL Light Non-Aqueous Phase Liquids

NOTES:

- Analytical data is in µg/L except for sulfate and ethane which are in mg/L.
- Yellow shaded cells indicates concentration over NMWQCC Standard.

Source: USDA FSA Imagery, May 10, 2014

Lat/Long: 32.531549° North, 103.807904° West



ETC TEXAS PIPELINE, LTD.
LEA COUNTY, NEW MEXICO
WT-1 COMPRESSOR
2020 CONSTITUENT OF CONCERN
CONCENTRATION MAP

11209238
Apr 8, 2021

FIGURE 4

Tables

Table 1
Summary of Groundwater Elevations
WT-1 Compressor Station
Transwestern Pipeline Company, LLC
Lea County, New Mexico

Well ID	Sampling Date (b)	Top of Casing (ft AMSL)	Depth to LNAPL (ft below TOC)	Depth to Water (ft below TOC)	LNAPL Thickness (ft)	Surface Elevation (ft AMSL)
MW-1	4/11/2005	3547.65 (c)	-	50.55	-	3497.10
	12/1/2005		-	50.50	-	3497.15
	5/10/2006		-	50.46	-	3497.19
	12/13/2006		-	50.35	-	3497.30
	6/20/2007		-	50.20	-	3497.45
	12/6/2007		-	49.77	-	3497.88
	6/2/2008		49.90	49.91	0.01	3497.75
	12/10/2008		50.18	51.08	0.90	3497.29
	4/27/2009		50.08	51.02	0.94	3497.38
	6/11/2010		50.19	53.14	2.95	3496.87
	11/9/2011		50.50	54.75	4.25	3496.30
	6/26/2012		50.41	54.74	4.33	3496.37
	7/28/2012		50.91	52.71	1.80	3496.38
	8/31/2012		50.92	52.33	1.41	3496.45
	10/11/2012		51.00	52.50	1.50	3496.35
	6/20/2013		51.10	54.70	3.60	3495.83
	6/24/2014		51.70	55.50	3.80	3495.19
	4/17/2015		51.73	53.66	1.93	3495.53
	10/21/2015		51.46	54.52	3.06	3495.58
	11/24/2015		52.07	54.57	2.50	3495.08
	12/16/2015		52.21	52.22	0.01	3495.44
	1/27/2016		51.98	52.41	0.43	3495.58
	2/25/2016		51.88	53.07	1.19	3495.53
	3/29/2016		51.83	52.98	1.15	3495.59
	4/12/2016	-	-	-	-	
	5/25/2016	52.08	52.21	0.13	3495.54	
	6/30/2016	-	52.00	-	3495.65	
	7/27/2016	-	51.80	-	3495.85	
	9/23/2016	-	51.83	-	3495.82	
	4/25/2017	50.61	51.14	0.53	3496.93	
5/2/2017	51.14	52.09	0.95	3496.32		
4/23/2018	51.06	53.62	2.56	3497.01		
3/19/2019	50.53	53.32	2.79	3497.49		
3/23/2020	50.29	53.35	3.06	3497.68		
6/2/2020	50.55	54.59	4.04	3497.22		
9/21/2020	50.65	54.10	3.45	3497.24		
MW-2	4/11/2005	3546.28 (c)	-	Dry (TD=52.32)	-	-
	12/1/2005		-	Dry (TD=52.32)	-	-
	5/10/2006		52.32	LNAPL to (TD=52.32)	sheen	-
	12/13/2006		51.81	LNAPL to (TD=52.32)	-	-
	6/20/2007		51.53	LNAPL to (TD=52.32)	-	-
	12/6/2007		51.46	LNAPL to (TD=52.32)	-	-
	6/2/2008		51.20	LNAPL to (TD=52.30)	-	-
	12/10/2008		51.38	LNAPL to (TD=52.35)	-	-
	4/27/2009		51.32	LNAPL to (TD=52.35)	-	-
	6/11/2010		51.92	LNAPL to (TD=52.35)	-	-
	11/9/2011		-	Dry (TD=52.25)	-	-
	6/26/2012		-	Dry (TD=52.30)	-	-
	6/20/2013		-	Dry (TD=52.30)	-	-
	6/24/2014		-	Dry (TD=52.30)	-	-
	4/17/2015		-	Dry	-	-
	10/21/2015		-	Dry	-	-
	11/24/2015		-	-	-	-
	12/16/2015		-	Dry	-	-
	1/27/2016		-	Dry	-	-
	2/25/2016		-	Dry	-	-
3/29/2016	-	Dry	-	-		
4/12/2016	-	-	-	-		
5/25/2016	-	Dry	-	-		
6/30/2016	Well plugged and abandoned					

Table 1
Summary of Groundwater Elevations
WT-1 Compressor Station
Transwestern Pipeline Company, LLC
Lea County, New Mexico

Well ID	Sampling Date (b)	Top of Casing (ft AMSL)	Depth to LNAPL (ft below TOC)	Depth to Water (ft below TOC)	LNAPL Thickness (ft)	Surface Elevation (ft AMSL)
MW-4	11/9/2004	3548.29 (c)	-	47.00	-	3501.29
	4/11/2005		-	46.72	-	3501.57
	12/1/2005		-	46.48	-	3501.81
	5/10/2006		-	47.09	-	3501.20
	12/13/2006		-	46.41	-	3501.88
	6/20/2007		-	46.95	-	3501.34
	12/6/2007		-	46.62	-	3501.67
	6/2/2008		-	46.92	-	3501.37
	12/10/2008		-	46.85	-	3501.44
	4/27/2009		-	47.18	-	3501.11
	6/11/2010		-	47.26	-	3501.03
	11/9/2011		-	47.16	-	3501.13
	6/26/2012		-	47.42	-	3500.87
	6/20/2013		-	47.68	-	3500.61
	4/18/2014		-	49.65	-	3498.64
	4/17/2015		-	47.56	-	3500.73
	10/21/2015		-	47.57	-	3500.72
	11/24/2015		-	47.53	-	3500.76
	12/16/2015		-	47.51	-	3500.78
	1/27/2016		-	47.48	-	3500.81
	2/25/2016		-	47.49	-	3500.80
	3/29/2016		-	47.45	-	3500.84
	4/12/2016		-	47.56	-	3500.73
	5/25/2016	-	47.55	-	3500.74	
	6/30/2016	-	47.55	-	3500.74	
	7/27/2016	-	47.48	-	3500.81	
9/23/2016	-	47.54	-	3500.75		
4/25/2017	-	47.44	-	3500.85		
4/23/2018	-	47.58	-	3501.64		
3/19/2019	-	3549.22 (g)	-	47.41	-	3501.81
3/23/2020	-	-	-	47.38	-	3501.84

Table 1
Summary of Groundwater Elevations
WT-1 Compressor Station
Transwestern Pipeline Company, LLC
Lea County, New Mexico

Well ID	Sampling Date (b)	Top of Casing (ft AMSL)	Depth to LNAPL (ft below TOC)	Depth to Water (ft below TOC)	LNAPL Thickness (ft)	Surface Elevation (ft AMSL)
MW-5	4/11/2005	3543.60 (c)	-	51.03	-	3492.57
	12/1/2005		-	50.81	-	3492.79
	5/10/2006		-	50.71	-	3492.89
	12/13/2006		-	50.55	-	3493.05
	6/20/2007		-	50.38	-	3493.22
	12/6/2007		-	49.98	-	3493.62
	6/2/2008		-	50.05	-	3493.55
	12/10/2008		-	50.48	-	3493.12
	4/27/2009		-	50.39	-	3493.21
	6/11/2010		-	50.60	-	3493.00
	11/9/2011		-	51.22	-	3492.38
	6/26/2012		-	51.13	-	3492.47
	6/20/2013		-	51.80	-	3491.80
	6/24/2014		-	53.60	-	3490.00
	4/17/2015		-	53.28	-	3490.32
	10/21/2015		-	53.44	-	3490.16
	11/24/2015		-	-	-	-
	12/16/2015		-	51.99	-	3491.61
	1/27/2016		-	52.20	-	3491.40
	2/25/2016		-	52.22	-	3491.38
	3/29/2016		-	51.70	-	3491.90
	4/12/2016		-	52.15	-	3491.45
	5/25/2016		-	51.98	-	3491.62
	6/30/2016		-	51.98	-	3491.62
	7/27/2016		-	51.88	-	3491.72
	9/23/2016		-	51.86	-	3491.74
	4/25/2017	-	51.27	-	3492.33	
	4/23/2018	-	51.59	-	3492.98	
	3/19/2019	-	51.09	-	3493.48	
	6/28/2019	-	50.98	-	3493.59	
	9/17/2019	-	50.80	-	3493.77	
	12/5/2019	-	51.17	-	3493.4	
3/23/2020	-	50.70	-	3493.9		
6/2/2020	-	50.89	-	3493.7		
9/21/2020	-	51.07	-	3493.5		
12/14/2020	-	50.98	-	3493.6		
		3544.57 (g)				

Table 1
Summary of Groundwater Elevations
WT-1 Compressor Station
Transwestern Pipeline Company, LLC
Lea County, New Mexico

Well ID	Sampling Date (b)	Top of Casing (ft AMSL)	Depth to LNAPL (ft below TOC)	Depth to Water (ft below TOC)	LNAPL Thickness (ft)	Surface Elevation (ft AMSL)
MW-6	4/11/2005	3543.33 (c)	-	51.53	-	3491.80
	12/1/2005		-	51.52	-	3491.81
	5/10/2006		-	51.42	-	3491.91
	12/13/2006		-	51.16	-	3492.17
	6/20/2007		-	51.05	-	3492.28
	12/6/2007		-	49.60	-	3493.73
	6/2/2008		-	50.72	-	3492.61
	12/10/2008		-	51.15	-	3492.18
	4/27/2009		-	51.19	-	3492.14
	6/11/2010		-	51.27	-	3492.06
	11/9/2011		-	51.93	-	3491.40
	6/26/2012		-	52.03	-	3491.30
	6/20/2013		-	52.89	-	3490.44
	6/24/2014		-	54.60	-	3488.73
	4/17/2015		-	53.72	-	3489.61
	10/21/2015		-	54.15	-	3489.18
	11/24/2015		-	-	-	-
	12/16/2015		-	52.98	-	3490.35
	1/27/2016		-	53.11	-	3490.22
	2/25/2016		-	53.12	-	3490.21
	3/29/2016		-	52.60	-	3490.73
	4/12/2016		-	53.06	-	3490.27
	5/25/2016		-	52.92	-	3490.41
	6/30/2016	-	52.95	-	3490.38	
7/27/2016	-	-	-	-		
9/23/2016	-	-	-	-		
4/25/2017	-	51.98	-	3491.35		
4/23/2018	-	52.20	-	3492.10		
3/19/2019	3544.30 (g)	-	51.40	-	3492.90	
3/23/2020		-	51.18	-	3493.12	
MW-7	4/11/2005	3542.00 (c)	-	49.93	-	3492.07
	12/1/2005		-	50.02	-	3491.98
	5/10/2006		-	49.97	-	3492.03
	12/13/2006		-	49.40	-	3492.60
	6/20/2007		-	49.31	-	3492.69
	12/6/2007		-	48.89	-	3493.11
	6/2/2008		-	49.00	-	3493.00
	12/10/2008		-	49.45	-	3492.55
	4/27/2009		-	49.45	-	3492.55
	6/11/2010		-	49.84	-	3492.16
	11/9/2011		-	50.44	-	3491.56
	6/26/2012		-	50.32	-	3491.68
	6/20/2013		-	51.03	-	3490.97
	6/24/2014		-	51.72	-	3490.28
	4/17/2015		-	51.19	-	3490.81
	10/21/2015		-	50.80	-	3491.20
	11/24/2015		-	-	-	-
	12/16/2015		-	50.51	-	3491.49
	1/27/2016		-	50.73	-	3491.27
	2/25/2016		-	50.85	-	3491.15
	3/29/2016		-	50.44	-	3491.56
	4/12/2016		-	50.87	-	3491.13
	5/25/2016		-	50.81	-	3491.19
	6/30/2016	-	50.93	-	3491.07	
7/27/2016	-	-	-	-		
9/23/2016	-	-	-	-		
4/25/2017	-	50.01	-	3491.99		
4/23/2018	3542.94 (g)	-	50.66	-	3492.28	
3/19/2019		-	49.99	-	3492.95	
3/23/2020		-	49.7	-	3493.24	

Table 1
Summary of Groundwater Elevations
WT-1 Compressor Station
Transwestern Pipeline Company, LLC
Lea County, New Mexico

Well ID	Sampling Date (b)	Top of Casing (ft AMSL)	Depth to LNAPL (ft below TOC)	Depth to Water (ft below TOC)	LNAPL Thickness (ft)	Surface Elevation (ft AMSL)
MW-8	4/11/2005	3541.49 (c)	-	51.47	-	3490.02
	12/1/2005		-	51.47	-	3490.02
	5/10/2006		-	51.35	-	3490.14
	12/13/2006		-	50.91	-	3490.58
	6/20/2007		-	50.76	-	3490.73
	12/6/2007		-	50.29	-	3491.20
	6/2/2008		-	50.45	-	3491.04
	12/10/2008		-	50.96	-	3490.53
	4/27/2009		-	50.93	-	3490.56
	6/11/2010		-	51.15	-	3490.34
	11/9/2011		-	51.85	-	3489.64
	6/26/2012		-	51.71	-	3489.78
	6/20/2013		-	52.43	-	3489.06
	6/24/2014		-	54.20	-	3487.29
	4/17/2015		-	53.86	-	3487.63
	10/21/2015		-	53.78	-	3487.71
	11/24/2015		-	-	-	-
	12/16/2015		-	52.46	-	3489.03
	1/27/2016		-	52.57	-	3488.92
	2/25/2016		-	52.60	-	3488.89
	3/29/2016		-	52.05	-	3489.44
	4/12/2016		-	52.53	-	3488.96
	5/25/2016		-	52.43	-	3489.06
	6/30/2016		-	52.45	-	3489.04
	7/27/2016		-	-	-	-
	9/23/2016	-	-	-	-	
	4/25/2017	-	51.54	-	3489.95	
	4/23/2018	-	51.93	-	3490.51	
	7/2/2018	-	51.85	-	3490.59	
	11/13/2018	-	52.01	-	3490.43	
3/19/2019	-	51.13	-	3491.31		
12/5/2019	-	51.08	-	3491.36		
3/23/2020	-	50.97	-	3491.47		
6/2/2020	-	51.12	-	3491.32		
9/21/2020	-	51.32	-	3491.12		
12/14/2020	-	51.33	-	3491.11		
		3542.44 (g)				

Table 1
Summary of Groundwater Elevations
WT-1 Compressor Station
Transwestern Pipeline Company, LLC
Lea County, New Mexico

Well ID	Sampling Date (b)	Top of Casing (ft AMSL)	Depth to LNAPL (ft below TOC)	Depth to Water (ft below TOC)	LNAPL Thickness (ft)	Surface Elevation (ft AMSL)
MW-9	4/11/2005	3557.31	-	53.80	-	3503.51
	12/1/2005		-	53.03	-	3504.28
	5/10/2006		-	52.64	-	3504.67
	12/14/2006		-	52.08	-	3505.23
	6/20/2007		-	51.84	-	3505.47
	12/7/2007		-	51.57	-	3505.74
	5/30/2008		-	51.79	-	3505.52
	12/10/2008		-	52.32	-	3504.99
	5/1/2009		-	52.36	-	3504.95
	6/11/2010		-	52.92	-	3504.39
	11/10/2011		-	52.82	-	3504.49
	6/26/2012		-	53.14	-	3504.17
	6/20/2013		-	53.78	-	3503.53
	6/24/2014		-	54.37	-	3502.94
	4/17/2015		-	54.19	-	3503.12
	10/21/2015		-	54.15	-	3503.16
	11/24/2015		-	53.95	-	3503.36
	12/16/2015		-	53.90	-	3503.41
	1/27/2016		-	53.75	-	3503.56
	2/25/2016		-	53.76	-	3503.55
	3/29/2016		-	53.33	-	3503.98
	4/12/2016		-	-	-	-
	5/25/2016	-	53.39	-	3503.92	
	7/1/2016	-	53.22	-	3504.09	
	7/27/2016	-	-	-	-	
	9/23/2016	-	-	-	-	
4/24/2017	-	52.02	-	3505.29		
4/23/2018	-	52.11	-	3506.15		
3/19/2019	-	51.77	-	3506.49		
3/23/2020	-	51.92	-	3506.34		

Table 1
Summary of Groundwater Elevations
WT-1 Compressor Station
Transwestern Pipeline Company, LLC
Lea County, New Mexico

Well ID	Sampling Date (b)	Top of Casing (ft AMSL)	Depth to LNAPL (ft below TOC)	Depth to Water (ft below TOC)	LNAPL Thickness (ft)	Surface Elevation (ft AMSL)
MW-10	4/11/2005	3554.31 (c)	51.66	52.22	0.56	3502.54
	12/1/2005		50.97	51.58	0.61	3503.22
	5/10/2006		50.33	51.04	0.71	3503.84
	12/14/2006		49.87	50.77	0.90	3504.26
	6/20/2007		49.47	50.54	1.07	3504.63
	12/7/2007		49.19	50.36	1.17	3504.89
	5/30/2008		49.31	50.52	1.21	3504.76
	12/10/2008		49.74	50.89	1.15	3504.34
	5/1/2009		50.07	50.09	0.02	3504.24
	8/22/2009		50.21	50.22	0.01	3504.10
	10/5/2009		49.91	49.91	sheen	3504.40
	6/11/2010		50.59	50.65	0.06	3503.71
	11/10/2011		50.50	50.53	0.03	3503.80
	6/26/2012		50.78	50.83	0.05	3503.52
	6/20/2013		51.35	51.35	sheen	3502.96
	6/24/2014		51.91	52.00	0.09	3502.38
	4/17/2015		-	51.89	-	3502.42
	10/21/2015		-	51.99	-	3502.32
	11/24/2015		-	51.80	-	3502.51
	12/16/2015		51.79	51.84	0.05	3502.51
	1/27/2016		-	51.93	-	3502.38
	2/25/2016		-	51.78	-	3502.53
	3/29/2016		-	51.31	-	3503.00
	4/12/2016		-	-	-	-
	5/25/2016		-	51.26	-	3503.05
	7/1/2016		-	51.19	-	3503.12
	7/27/2016		-	-	-	-
	9/23/2016	-	-	-	-	
	4/24/2015	-	50.06	-	3504.25	
	10/9/2017	-	50.07	-	3504.24	
	2/1/2018	-	50.08	-	3505.26	
	4/23/2018	-	50.04	-	3505.3	
	11/13/2018	-	50.25	-	3505.09	
3/19/2019	-	49.85	-	3505.49		
6/28/2019	-	49.85	-	3505.49		
9/17/2019	-	49.86	-	3505.48		
12/5/2019	-	49.86	-	3505.48		
3/23/2020	-	50.02	-	3505.32		
6/2/2020	-	50.16	-	3505.18		
9/21/2020	-	49.48	-	3505.86		
		3555.34 (g)				

Table 1
Summary of Groundwater Elevations
WT-1 Compressor Station
Transwestern Pipeline Company, LLC
Lea County, New Mexico

Well ID	Sampling Date (b)	Top of Casing (ft AMSL)	Depth to LNAPL (ft below TOC)	Depth to Water (ft below TOC)	LNAPL Thickness (ft)	Surface Elevation (ft AMSL)
MW-11	4/11/2005	3547.84 (b)	-	51.18	-	3496.66
	12/1/2005		-	51.10	-	3496.74
	5/10/2006		-	50.75	-	3497.09
	12/14/2006		-	50.31	-	3497.53
	6/20/2007		-	50.03	-	3497.81
	12/7/2007		-	49.32	-	3498.52
	5/30/2008		-	49.15	-	3498.69
	12/10/2008		-	49.01	-	3498.83
	5/1/2009		-	48.64	-	3499.20
	6/11/2010		-	48.23	-	3499.61
	11/10/2011		-	48.48	-	3499.36
	6/26/2012		-	48.07	-	3499.77
	6/20/2013		-	48.06	-	3499.78
	6/24/2014		-	48.25	-	3499.59
	4/17/2015		-	48.15	-	3499.69
	10/21/2015		-	-	-	-
	11/24/2015		-	-	-	-
	12/16/2015		-	48.18	-	3499.66
	1/27/2016		-	48.40	-	3499.44
	2/25/2016		-	48.44	-	3499.40
	3/29/2016		-	48.01	-	3499.83
	4/12/2016		-	-	-	-
	5/25/2016		-	48.17	-	3499.67
	7/1/2016	-	48.14	-	3499.70	
	7/27/2016	-	-	-	-	
	9/23/2016	-	-	-	-	
	4/24/2017	-	47.52	-	3500.32	
4/23/2018	-	47.31	-	3501.56		
3/19/2019	-	47.12	-	3501.75		
3/23/2020	-	47.39	-	3501.48		

Table 1
Summary of Groundwater Elevations
WT-1 Compressor Station
Transwestern Pipeline Company, LLC
Lea County, New Mexico

Well ID	Sampling Date (b)	Top of Casing (ft AMSL)	Depth to LNAPL (ft below TOC)	Depth to Water (ft below TOC)	LNAPL Thickness (ft)	Surface Elevation (ft AMSL)
MW-12	4/11/2005	3551.19 (b)	-	49.37	-	3501.82
	12/1/2005		-	49.05	-	3502.14
	5/10/2006		-	48.51	-	3502.68
	12/14/2006		-	48.11	-	3503.08
	6/20/2007		-	47.85	-	3503.34
	12/7/2007		-	47.42	-	3503.77
	5/30/2008		-	47.55	-	3503.64
	12/10/2008		-	47.78	-	3503.41
	5/1/2009		-	47.65	-	3503.54
	6/11/2010		-	48.15	-	3503.04
	11/10/2011		-	48.49	-	3502.70
	6/26/2012		-	48.47	-	3502.72
	6/20/2013		-	48.94	-	3502.25
	6/24/2014		-	49.40	-	3501.79
	4/17/2015		-	49.26	-	3501.93
	10/21/2015		-	-	-	-
	11/24/2015		-	49.33	-	3501.86
	12/16/2015		-	49.42	-	3501.77
	1/27/2016		-	49.58	-	3501.61
	2/25/2016		-	49.61	-	3501.58
	3/29/2016	-	49.02	-	3502.17	
	4/12/2016	-	-	-	-	
	5/25/2016	-	49.18	-	3502.01	
6/30/2016	-	49.12	-	3502.07		
7/27/2016	-	-	-	-		
9/23/2016	-	-	-	-		
4/24/2017	-	48.02	-	3503.17		
4/23/2018	3552.18 (g)	-	48.12	-	3504.06	
3/19/2019		-	48.07	-	3504.11	
3/23/2020		-	48.05	-	3504.13	
MW-13	4/11/2005	3547.78 (b)	-	48.13	-	3499.65
	12/1/2005		-	47.75	-	3500.03
	5/10/2006		-	46.88	-	3500.90
	12/14/2006		-	46.02	-	3501.76
	6/20/2007		-	45.43	-	3502.35
	12/7/2007		-	45.07	-	3502.71
	5/30/2008		-	45.02	-	3502.76
	12/10/2008		-	45.18	-	3502.60
	5/1/2009		-	45.20	-	3502.58
	6/11/2010		-	45.65	-	3502.13
	11/10/2011		-	45.54	-	3502.24
	6/26/2012		-	45.79	-	3501.99
	6/20/2013		-	46.40	-	3501.38
	6/24/2014		-	46.89	-	3500.89
	4/16/2015		-	47.01	-	3500.77
	10/21/2015		-	-	-	-
	11/24/2015		-	47.12	-	3500.66
	12/16/2015		-	-	-	-
	1/27/2016		-	-	-	-
	2/25/2016		-	-	-	-
	3/29/2016	-	-	-	-	
	4/12/2016	-	-	-	-	
	5/25/2016	-	-	-	-	
	6/30/2016	-	-	-	-	
	7/27/2016	-	-	-	-	
	9/23/2016	-	-	-	-	
	4/24/2017	-	45.69	-	3502.09	
4/23/2018	3548.77 (g)	-	45.39	-	3503.38	
3/19/2019		-	45.24	-	3503.53	
3/23/2020		-	45.19	-	3503.51	

Table 1
Summary of Groundwater Elevations
WT-1 Compressor Station
Transwestern Pipeline Company, LLC
Lea County, New Mexico

Well ID	Sampling Date (b)	Top of Casing (ft AMSL)	Depth to LNAPL (ft below TOC)	Depth to Water (ft below TOC)	LNAPL Thickness (ft)	Surface Elevation (ft AMSL)
MW-14	4/11/2005	3539.73 (c)	-	52.25	-	3487.48
	12/1/2005		-	52.16	-	3487.57
	5/10/2006		-	52.05	-	3487.68
	12/13/2006		-	51.86	-	3487.87
	6/20/2007		-	51.66	-	3488.07
	12/6/2007		-	51.29	-	3488.44
	6/2/2008		-	51.35	-	3488.38
	12/10/2008		-	51.77	-	3487.96
	4/27/2009		-	51.79	-	3487.94
	6/11/2010		-	51.89	-	3487.84
	11/9/2011		-	52.48	-	3487.25
	6/26/2012		-	52.36	-	3487.37
	6/20/2013		-	52.89	-	3486.84
	6/24/2014		-	53.68	-	3486.05
	4/15/2015		-	53.14	-	3486.59
	10/21/2015		-	53.37	-	3486.36
	11/24/2015		-	-	-	-
	12/16/2015		-	53.01	-	3486.72
	1/27/2016		-	53.12	-	3486.61
	2/25/2016		-	53.17	-	3486.56
	3/29/2016	-	52.68	-	3487.05	
	4/12/2016	-	53.10	-	3486.63	
	5/25/2016	-	53.00	-	3486.73	
	6/30/2016	-	53.03	-	3486.70	
	7/27/2016	-	-	-	-	
9/23/2016	-	-	-	-		
4/25/2017	-	52.33	-	3487.40		
4/23/2018	3540.70 (g)	-	52.49	-	3488.21	
7/2/2018		-	52.40	-	3488.30	
3/19/2019		-	51.89	-	3488.81	
3/23/2020		-	51.65	-	3489.05	
MW-15	4/11/2005	3542.82 (c)	-	48.39	-	3494.43
	12/1/2005		-	48.51	-	3494.31
	5/10/2006		-	48.54	-	3494.28
	12/13/2006		-	47.84	-	3494.98
	6/20/2007		-	47.79	-	3495.03
	12/6/2007		-	47.39	-	3495.43
	6/2/2008		-	47.60	-	3495.22
	12/10/2008		-	47.80	-	3495.02
	4/27/2009		-	47.87	-	3494.95
	6/11/2010		-	48.50	-	3494.32
	11/9/2011		-	48.82	-	3494.00
	6/26/2012		-	48.86	-	3493.96
	6/20/2013		-	49.77	-	3493.05
	6/24/2014		-	51.10	-	3491.72
	4/17/2015		-	50.33	-	3492.49
	10/21/2015		-	48.64	-	3494.18
	11/24/2015		-	48.54	-	3494.28
	12/16/2015		-	48.84	-	3493.98
	1/27/2016		-	49.19	-	3493.63
	2/25/2016		-	49.33	-	3493.49
	3/29/2016	-	49.04	-	3493.78	
	4/12/2016	-	-	-	-	
	5/25/2016	-	49.37	-	3493.45	
	6/30/2016	-	49.53	-	3493.29	
	7/27/2016	-	-	-	-	
9/23/2016	-	-	-	-		
4/25/2017	-	48.62	-	3494.20		
4/23/2018	3543.75 (g)	-	49.43	-	3494.32	
3/19/2019		-	-	-	-	
3/23/2020		-	48.48	-	3495.27	

Table 1
Summary of Groundwater Elevations
WT-1 Compressor Station
Transwestern Pipeline Company, LLC
Lea County, New Mexico

Well ID	Sampling Date (b)	Top of Casing (ft AMSL)	Depth to LNAPL (ft below TOC)	Depth to Water (ft below TOC)	LNAPL Thickness (ft)	Surface Elevation (ft AMSL)
MW-16	4/11/2005	3545.68 (c)	-	47.32	-	3498.36
	12/1/2005		-	47.52	-	3498.16
	5/10/2006		-	47.76	-	3497.92
	12/13/2006		-	47.46	-	3498.22
	6/20/2007		-	47.48	-	3498.20
	12/6/2007		-	47.25	-	3498.43
	6/2/2008		-	47.42	-	3498.26
	12/10/2008		-	47.61	-	3498.07
	4/27/2009		-	47.76	-	3497.92
	6/11/2010		-	47.94	-	3497.74
	11/9/2011		-	48.22	-	3497.46
	6/26/2012		-	48.61	-	3497.07
	6/20/2013		-	49.68	-	3496.00
	6/24/2014		-	50.91	-	3494.77
	4/17/2015		-	50.32	-	3495.36
	10/21/2015		-	-	-	-
	11/24/2015		-	-	-	-
	12/16/2015		-	50.79	-	3494.89
	1/27/2016		-	50.09	-	3495.59
	2/25/2016		-	50.01	-	3495.67
	3/29/2016	-	49.50	-	3496.18	
	4/12/2016	-	-	-	-	
	5/25/2016	-	49.63	-	3496.05	
6/30/2016	-	49.59	-	3496.09		
7/27/2016	-	-	-	-		
9/23/2016	-	-	-	-		
4/25/2017	-	48.41	-	3497.27		
4/23/2018	-	48.73	-	3496.95		
3/19/2019	-	-	-	-		
3/23/2020	-	47.77	-	3498.91		
MW-17	4/11/2005	3538.60 (d)	-	54.05	-	3484.55
	12/1/2005		-	53.99	-	3484.61
	5/10/2006		-	53.89	-	3484.71
	12/13/2006		-	53.75	-	3484.85
	6/20/2007		-	53.61	-	3484.99
	12/6/2007		-	53.25	-	3485.35
	6/2/2008		-	53.28	-	3485.32
	12/10/2008		-	53.60	-	3485.00
	4/27/2009		-	53.57	-	3485.03
	6/11/2010		-	53.63	-	3484.97
	11/9/2011		-	54.20	-	3484.40
	6/26/2012		-	54.00	-	3484.60
	6/20/2013		-	54.43	-	3484.17
	6/24/2014		-	55.89	-	3482.71
	4/17/2015		-	55.22	-	3483.38
	10/21/2015		-	-	-	-
	11/24/2015		-	-	-	-
	12/16/2015		-	55.32	-	3483.28
	1/27/2016		-	55.43	-	3483.17
	2/25/2016		-	55.48	-	3483.12
	3/29/2016	-	55.08	-	3483.52	
	4/12/2016	-	-	-	-	
	5/25/2016	-	55.20	-	3483.40	
6/30/2016	-	55.41	-	3483.19		
7/27/2016	-	-	-	-		
9/23/2016	-	-	-	-		
4/25/2017	-	54.90	-	3483.70		
4/23/2018	-	54.20	-	3485.36		
3/19/2019	-	53.77	-	3485.79		
3/23/2020	-	53.42	-	3486.14		
6/2/2020	-	53.62	-	3485.94		

Table 1
Summary of Groundwater Elevations
WT-1 Compressor Station
Transwestern Pipeline Company, LLC
Lea County, New Mexico

Well ID	Sampling Date (b)	Top of Casing (ft AMSL)	Depth to LNAPL (ft below TOC)	Depth to Water (ft below TOC)	LNAPL Thickness (ft)	Surface Elevation (ft AMSL)
SVE-1A	4/11/2005	3545.59 (c)	-	48.75	-	3496.84
	12/1/2005		-	48.81	-	3496.78
	5/10/2006		-	48.72	-	3496.87
	12/13/2006		-	48.58	-	3497.01
	6/20/2007		-	48.45	-	3497.14
	12/6/2007		-	48.07	-	3497.52
	6/2/2008		-	48.19	-	3497.40
	12/10/2008		-	48.35	-	3497.24
	4/27/2009		-	48.37	-	3497.22
	6/11/2010		-	48.74	-	3496.85
	11/9/2011		-	49.00	-	3496.59
	6/26/2012		-	49.02	-	3496.57
	6/20/2013		-	49.59	-	3496.00
	6/24/2014		-	50.10	-	3495.49
	4/17/2015		-	49.93	-	3495.66
	10/21/2015		-	49.88	-	3495.71
	11/24/2015		-	-	-	-
	12/16/2015		-	49.77	-	3495.82
	1/27/2016		-	49.98	-	3495.61
	2/25/2016		-	49.93	-	3495.66
	3/29/2016		-	49.47	-	3496.12
	4/12/2016		-	49.84	-	3495.75
	5/25/2016		-	49.71	-	3495.88
	6/30/2016		-	49.68	-	3495.91
	7/27/2016		-	49.58	-	3496.01
	9/23/2016		-	49.53	-	3496.06
	4/25/2017	-	48.81	-	3496.78	
	4/23/2018	-	49.38	-	3496.21	
	7/2/2018	-	49.35	-	3497.19	
	11/13/2018	-	51.24	-	3495.3	
	3/19/2019	-	48.97	-	3497.57	
	6/28/2019	-	48.93	-	3497.61	
9/17/2019	-	48.86	-	3497.68		
12/5/2019	-	48.86	-	3497.68		
3/23/2020	-	48.73	-	3497.81		
6/2/2020	-	48.96	-	3497.58		
9/21/2020	-	48.91	-	3497.63		
12/14/2020	-	48.20	-	3498.34		
		3546.54 (g)				

Table 1
Summary of Groundwater Elevations
WT-1 Compressor Station
Transwestern Pipeline Company, LLC
Lea County, New Mexico

Well ID	Sampling Date (b)	Top of Casing (ft AMSL)	Depth to LNAPL (ft below TOC)	Depth to Water (ft below TOC)	LNAPL Thickness (ft)	Surface Elevation (ft AMSL)
SVE-1	4/11/2005	3551.22 (e)	-	50.72	-	3500.50
	12/1/2005		-	50.44	-	3500.78
	5/10/2006		-	50.05	-	3501.17
	12/14/2006		-	48.37	-	3502.85
	6/20/2007		-	49.09	-	3502.13
	12/7/2007		-	48.57	-	3502.65
	5/30/2008		-	48.42	-	3502.80
	12/10/2008		-	48.43	-	3502.79
	5/1/2009		-	48.24	-	3502.98
	6/11/2010		-	48.44	-	3502.78
	11/10/2011		-	48.70	-	3502.52
	6/26/2012		-	48.62	-	3502.60
	6/20/2013		-	49.04	-	3502.18
	6/24/2014		-	49.57	-	3501.65
	4/17/2015		-	49.57	-	3501.65
	10/21/2015		-	49.78	-	3501.44
	11/24/2015		-	49.63	-	3501.59
	12/16/2015		-	49.69	-	3501.53
	1/27/2016		-	49.82	-	3501.40
	2/25/2016		-	49.88	-	3501.34
	3/29/2016	-	49.42	-	3501.80	
	4/12/2016	-	49.74	-	3501.48	
	5/25/2016	-	49.54	-	3501.68	
	7/1/2016	-	49.46	-	3501.76	
	7/27/2016	-	49.37	-	3501.85	
	9/23/2016	-	49.20	-	3502.02	
4/24/2017	-	48.49	-	3502.73		
5/2/2017	-	50.41	-	3500.81		
4/23/2018	-	48.27	-	3503.92		
7/2/2018	-	48.15	-	3504.04		
3/19/2019	-	48.05	-	3504.14		
3/23/2020	-	47.71	-	3504.48		
SVE-2	5/24/2004	3551.96 (e)	-	49.70	-	3502.26
	11/9/2004		-	49.85	-	3502.11
	4/11/2005		-	50.31	-	3501.65
	12/1/2005		-	49.62	-	3502.34
	5/10/2006		-	48.15	-	3503.81
	12/14/2006		-	47.82	-	3504.14
	6/20/2007		-	47.48	-	3504.48
	12/7/2007		-	47.28	-	3504.68
	5/30/2008		-	47.40	-	3504.56
	12/10/2008		-	47.84	-	3504.12
	5/1/2009		-	47.92	-	3504.04
	6/11/2010		-	48.56	-	3503.40
	11/10/2011		-	48.33	-	3503.63
	6/26/2012		-	48.64	-	3503.32
	6/20/2013		-	49.20	-	3502.76
	6/24/2014		-	49.75	-	3502.21
	4/17/2015		Well could not be located			
10/21/2015	Well could not be located					
11/24/2015	Well could not be located					
12/16/2015	Well could not be located - will no longer gauge					
SVE-3	5/24/2004	3552.75 (e)	--	Dry (TD=41.00)	--	--
	11/9/2004	3552.75 (e)	--	Dry (TD=41.00)	--	--
	12/1/2004	3552.75 (e)	Well plugged and abandoned			

Table 1
Summary of Groundwater Elevations
WT-1 Compressor Station
Transwestern Pipeline Company, LLC
Lea County, New Mexico

Well ID	Sampling Date (b)	Top of Casing (ft AMSL)	Depth to LNAPL (ft below TOC)	Depth to Water (ft below TOC)	LNAPL Thickness (ft)	Surface Elevation (ft AMSL)
SVE-5	4/11/2005	3554.39 (e)	51.40	51.99	0.59	3502.87
	12/1/2005		50.81	51.57	0.76	3503.43
	5/10/2006		50.24	51.09	0.85	3503.98
	12/14/2006		47.85	48.12	0.27	3506.49
	6/20/2007		-	46.76	-	3507.63
	12/7/2007		-	47.37	-	3507.02
	5/30/2008		-	47.98	-	3506.41
	12/10/2008		-	48.73	-	3505.66
	5/1/2009		-	49.66	-	3504.73
	6/11/2010		50.08	50.12	0.04	3504.30
	11/10/2011		-	50.28	-	3504.11
	6/26/2012		50.61	50.67	0.06	3503.77
	6/20/2013		51.25	51.42	0.17	3503.11
	6/24/2014		51.74	51.99	0.25	3502.60
	4/17/2015		51.38	51.40	0.02	3503.01
	10/21/2015		-	49.72	-	3504.67
	11/24/2015		-	49.29	-	3505.10
	12/16/2015		-	48.70	-	3505.69
	1/27/2016		-	47.73	-	3506.66
	2/25/2016		-	47.30	-	3507.09
	3/29/2016		-	47.03	-	3507.36
	4/12/2016		-	47.03	-	3507.36
	5/25/2016		-	47.13	-	3507.26
	7/1/2016		-	47.60	-	3506.79
	7/27/2016		-	47.43	-	3506.96
	9/23/2016		-	47.19	-	3507.20
	4/24/2017		-	45.00	-	3509.39
	10/9/2017		-	49.42	-	3504.97
	2/1/2018	-	49.09	-	3506.28	
	4/23/2018	-	49.33	-	3506.04	
	11/13/2018	-	49.66	-	3505.71	
	3/19/2019	-	49.29	-	3506.08	
6/28/2019	-	49.36	-	3506.01		
9/17/2019	-	49.53	-	3505.84		
12/5/2019	-	49.65	-	3505.72		
3/23/2020	-	50.52	-	3504.85		
6/2/2020	-	49.96	-	3505.41		
9/21/2020	-	50.24	-	3505.13		
12/14/2020	-	50.14	-	3505.23		
		3555.37 (g)				

Table 1
Summary of Groundwater Elevations
WT-1 Compressor Station
Transwestern Pipeline Company, LLC
Lea County, New Mexico

Well ID	Sampling Date (b)	Top of Casing (ft AMSL)	Depth to LNAPL (ft below TOC)	Depth to Water (ft below TOC)	LNAPL Thickness (ft)	Surface Elevation (ft AMSL)
SVE-6	4/11/2005	3553.74 (e)	-	51.82	-	3501.92
	5/10/2006		-	49.45	-	3504.29
	12/14/2006		-	48.88	-	3504.86
	6/20/2007		-	48.50	-	3505.24
	12/7/2007		-	48.18	-	3505.56
	5/30/2008		-	48.32	-	3505.42
	12/10/2008		-	48.81	-	3504.93
	5/1/2009		-	48.79	-	3504.95
	6/11/2010		-	49.31	-	3504.43
	11/10/2011		-	49.33	-	3504.41
	6/26/2012		-	49.50	-	3504.24
	6/20/2013		-	50.13	-	3503.61
	6/24/2014		-	50.63	-	3503.11
	4/17/2015		-	51.61	-	3502.13
	10/21/2015		-	50.61	-	3503.13
	11/24/2015		-	50.48	-	3503.26
	12/16/2015		-	50.56	-	3503.18
	1/27/2016		-	50.53	-	3503.21
	2/25/2016		-	50.54	-	3503.20
	3/29/2016		-	50.04	-	3503.70
	4/12/2016		-	50.30	-	3503.44
	5/25/2016		-	50.08	-	3503.66
	7/1/2016		-	49.95	-	3503.79
	7/27/2016		-	49.82	-	3503.92
	9/23/2016	-	49.64	-	3504.10	
	4/24/2017	-	48.71	-	3505.03	
	4/23/2018	Bailer stuck in well				
3/19/2019	3554.70 (g)	-	48.39	-	3506.31	
3/23/2020		-	48.41	-	3506.29	

Table 1
Summary of Groundwater Elevations
WT-1 Compressor Station
Transwestern Pipeline Company, LLC
Lea County, New Mexico

Well ID	Sampling Date (b)	Top of Casing (ft AMSL)	Depth to LNAPL (ft below TOC)	Depth to Water (ft below TOC)	LNAPL Thickness (ft)	Surface Elevation (ft AMSL)
SVE-7	4/11/2005	3553.81 (e)	-	52.38	-	3501.43
	12/1/2005		-	51.85	-	3501.96
	5/10/2006		-	51.23	-	3502.58
	12/14/2006		-	50.46	-	3503.35
	6/20/2007		-	50.04	-	3503.77
	12/7/2007		-	49.53	-	3504.28
	5/30/2008		-	49.45	-	3504.36
	12/10/2008		-	49.71	-	3504.10
	5/1/2009		-	49.65	-	3504.16
	6/11/2010		-	50.11	-	3503.70
	11/10/2011		-	50.15	-	3503.66
	6/26/2012		-	50.24	-	3503.57
	6/20/2013		-	50.78	-	3503.03
	6/24/2014		-	51.39	-	3502.42
	4/17/2015		-	51.30	-	3502.51
	10/21/2015		-	51.46	-	3502.35
	11/24/2015		-	51.33	-	3502.48
	12/16/2015		-	51.30	-	3502.51
	1/27/2016		-	51.40	-	3502.41
	2/25/2016		-	51.36	-	3502.45
	3/29/2016	-	50.87	-	3502.94	
	4/12/2016	-	51.17	-	3502.64	
	5/25/2016	-	50.85	-	3502.96	
7/1/2016	-	50.73	-	3503.08		
7/27/2016	-	50.63	-	3503.18		
9/23/2016	-	50.43	-	3503.38		
4/24/2017	-	49.64	-	3504.17		
4/23/2018	-	49.37	-	3505.45		
3/19/2019	3554.82 (g)	-	49.08	-	3505.74	
3/23/2020	-	-	47.95	-	3506.87	
SVE-8	4/11/2005	3555.25 (e)	-	52.39	-	3502.86
	12/1/2005		-	51.60	-	3503.65
	5/10/2006		-	51.07	-	3504.18
	12/14/2006		-	50.67	-	3504.58
	6/20/2007		-	50.18	-	3505.07
	12/7/2007		-	50.03	-	3505.22
	5/30/2008		-	50.12	-	3505.13
	12/10/2008		-	50.58	-	3504.67
	5/1/2009		-	50.63	-	3504.62
	6/11/2010		-	52.13	-	3503.12
	11/10/2011		-	52.04	-	3503.21
	6/26/2012		-	52.34	-	3502.91
	6/20/2013		-	52.95	-	3502.30
	6/24/2014		-	53.49	-	3501.76
	4/17/2015		-	53.48	-	3501.77
	10/21/2015		-	53.35	-	3501.90
	11/24/2015		-	53.28	-	3501.97
	12/16/2015		-	53.18	-	3502.07
	1/27/2016		-	53.11	-	3502.14
	2/25/2016		-	53.03	-	3502.22
	3/29/2016	-	52.78	-	3502.47	
	4/12/2016	-	52.86	-	3502.39	
	5/25/2016	-	52.63	-	3502.62	
7/1/2016	-	52.54	-	3502.71		
7/27/2016	-	52.42	-	3502.83		
9/23/2016	-	52.29	-	3502.96		
4/24/2017	-	51.51	-	3503.74		
10/9/2017	-	49.85	-	3505.40		
4/23/2018	-	49.76	-	3505.9		
11/13/2018	3555.66 (g)	-	49.90	-	3505.76	
3/19/2019	-	-	49.49	-	3506.17	
3/23/2020	-	-	49.50	-	3506.16	

Table 1
Summary of Groundwater Elevations
WT-1 Compressor Station
Transwestern Pipeline Company, LLC
Lea County, New Mexico

Well ID	Sampling Date (b)	Top of Casing (ft AMSL)	Depth to LNAPL (ft below TOC)	Depth to Water (ft below TOC)	LNAPL Thickness (ft)	Surface Elevation (ft AMSL)
SVE-9	4/11/2005	3555.36 (e)	-	53.53	-	3501.83
	12/1/2005		-	51.81	-	3503.55
	5/10/2006		-	51.10	-	3504.26
	12/14/2006		-	50.61	-	3504.75
	6/20/2007		-	50.31	-	3505.05
	12/7/2007		-	49.91	-	3505.45
	5/30/2008		-	50.00	-	3505.36
	12/10/2008		-	50.46	-	3504.90
	5/1/2009		-	50.48	-	3504.88
	6/11/2010		-	51.03	-	3504.33
	11/10/2011		-	50.97	-	3504.39
	6/26/2012		-	51.22	-	3504.14
	6/20/2013		-	51.85	-	3503.51
	6/24/2014		-	52.39	-	3502.97
	4/17/2015		-	52.46	-	3502.90
	10/21/2015		-	52.33	-	3503.03
	11/24/2015		-	52.22	-	3503.14
	12/16/2015		-	52.25	-	3503.11
	1/27/2016		-	52.15	-	3503.21
	2/25/2016		-	52.17	-	3503.19
	3/29/2016		-	51.70	-	3503.66
	4/12/2016		-	51.93	-	3503.43
	5/25/2016		-	51.68	-	3503.68
	7/1/2016		-	53.22	-	3502.14
7/27/2016	-	51.44	-	3503.92		
9/23/2016	-	51.27	-	3504.09		
4/24/2017	-	50.26	-	3505.10		
7/2/2018	-	50.74	-	3505.55		
3/19/2019	-	49.90	-	3506.39		
3/23/2020	-	50.10	-	3506.19		
12/14/2020	-	50.25	-	3506.04		
SVE-10	4/11/2005	3554.40 (e)	-	52.06	-	3502.34
	12/1/2005		-	51.50	-	3502.90
	5/10/2006		50.89	50.89	sheen	3503.51
	12/14/2006		-	50.53	-	3503.87
	6/20/2007		50.10	50.10	sheen	3504.30
	12/7/2007		49.85	49.85	sheen	3504.55
	5/30/2008		-	49.82	-	3504.58
	12/10/2008		-	50.12	-	3504.28
	5/1/2009		-	50.23	-	3504.17
	6/11/2010		-	50.71	-	3503.69
	11/10/2011		-	50.58	-	3503.82
	6/26/2012		-	50.82	-	3503.58
	6/20/2013		-	51.41	-	3502.99
	6/24/2014		-	51.85	-	3502.55
	4/17/2015		-	52.02	-	3502.38
	10/21/2015		-	52.11	-	3502.29
	11/24/2015		-	52.03	-	3502.37
	12/16/2015		-	51.95	-	3502.45
	1/27/2016		-	51.93	-	3502.47
	2/25/2016		-	51.85	-	3502.55
	3/29/2016		-	51.70	-	3502.70
	4/12/2016		-	52.74	-	3501.66
	5/25/2016		-	51.62	-	3502.78
	7/1/2016		-	51.42	-	3502.98
	7/27/2016		-	51.28	-	3503.12
	9/23/2016		-	51.21	-	3503.19
	4/24/2017		-	50.50	-	3503.90
	5/2/2017		-	48.75	-	3505.65
	4/23/2018		-	-	-	DRY
7/2/2018	-	-	-	DRY	-	
11/13/2018	-	-	-	DRY	-	
3/19/2019	-	-	-	DRY	-	
3/23/2020	-	-	-	DRY	-	

Table 1
Summary of Groundwater Elevations
WT-1 Compressor Station
Transwestern Pipeline Company, LLC
Lea County, New Mexico

Well ID	Sampling Date (b)	Top of Casing (ft AMSL)	Depth to LNAPL (ft below TOC)	Depth to Water (ft below TOC)	LNAPL Thickness (ft)	Surface Elevation (ft AMSL)
SVE-11	4/11/2005	3555.33 (e)	52.54	52.55	0.01	3502.79
	12/1/2005		51.81	53.05	1.24	3503.27
	5/10/2006		51.19	52.55	1.36	3503.87
	12/14/2006		50.71	50.71	sheen	3504.62
	6/20/2007		50.36	52.04	1.68	3504.63
	12/7/2007		50.05	51.90	1.85	3504.91
	5/30/2008		50.09	52.35	2.26	3504.79
	12/10/2008		50.58	52.72	2.14	3504.32
	5/1/2009		-	51.08	-	3504.25
	8/22/2009		-	51.60	-	3503.73
	10/5/2009		51.23	51.23	sheen	3504.10
	6/11/2010		51.49	51.61	0.12	3503.82
	11/10/2011		51.54	51.55	0.01	3503.79
	6/26/2012		51.66	52.24	0.58	3503.55
	6/20/2013		52.42	52.49	0.07	3502.90
	6/24/2014		52.71	53.52	0.81	3502.46
	4/17/2015		52.85	53.34	0.49	3502.38
	10/21/2015		52.76	53.29	0.53	3502.46
	11/24/2015		-	52.88	-	3502.45
	12/16/2015		-	52.85	-	3502.48
	1/27/2016		52.82	53.05	0.23	3502.46
	2/25/2016		52.72	52.96	0.24	3502.56
	3/29/2016		52.34	52.50	0.16	3502.96
	4/12/2016		-	-	-	-
	5/25/2016		52.41	52.46	0.05	3502.91
	7/1/2016		-	52.27	-	3503.06
	7/27/2016		-	52.09	-	3503.24
	9/23/2016		-	51.92	-	3503.41
	4/24/2017	-	51.17	-	3504.16	
	4/23/2018	51.05	51.63	0.58	3505.15	
3/19/2019	-	50.71	-	3505.61		
3/23/2020	50.95	51.95	1.00	3504.37		
		3556.32 (g)				

Table 1
Summary of Groundwater Elevations
WT-1 Compressor Station
Transwestern Pipeline Company, LLC
Lea County, New Mexico

Well ID	Sampling Date (b)	Top of Casing (ft AMSL)	Depth to LNAPL (ft below TOC)	Depth to Water (ft below TOC)	LNAPL Thickness (ft)	Surface Elevation (ft AMSL)
SVE-12	4/11/2005	3555.64 (e)	52.97	52.98	0.01	3502.67
	12/1/2005		52.20	52.90	0.70	3503.30
	5/10/2006		51.61	52.37	0.76	3503.88
	12/14/2006		51.22	52.12	0.90	3504.24
	6/20/2007		50.81	51.81	1.00	3504.63
	12/7/2007		50.52	51.57	1.05	3504.91
	5/30/2008		50.65	51.75	1.10	3504.77
	12/10/2008		51.11	52.34	1.23	3504.28
	5/1/2009		-	51.53	-	3504.11
	8/22/2009		51.58	51.60	0.02	3504.06
	10/5/2009		-	51.39	-	3504.25
	6/11/2010		52.04	52.08	0.04	3503.59
	11/10/2011		51.91	52.02	0.11	3503.71
	6/26/2012		52.25	52.40	0.15	3503.36
	6/20/2013		52.90	52.90	sheen	3502.74
	6/24/2014		53.31	53.34	0.03	3502.32
	4/17/2015		53.38	53.43	0.05	3502.25
	10/21/2015		53.33	53.40	0.07	3502.30
	11/24/2015		-	53.25	-	3502.39
	12/16/2015		-	53.28	-	3502.36
	1/27/2016		-	53.26	-	3502.38
	2/25/2016		-	53.18	-	3502.46
	3/29/2016		-	52.77	-	3502.87
	4/12/2016		-	52.97	-	3502.67
	5/25/2016		-	52.72	-	3502.92
	7/1/2016		-	52.59	-	3503.05
	7/27/2016		-	52.53	-	3503.11
	9/23/2016		-	52.37	-	3503.27
	4/24/2017	-	51.50	-	3504.14	
	4/23/2018	-	51.51	-	3505.15	
	11/13/2018	-	51.70	-	3504.96	
	3/19/2019	-	51.31	-	3505.35	
6/28/2019	-	50.78	-	3505.88		
9/17/2019	-	50.73	-	3505.93		
12/5/2019	-	50.90	-	3505.76		
3/23/2020	-	50.90	-	3505.76		
6/2/2020	-	51.09	-	3505.57		
9/21/2020	-	51.39	-	3505.27		
12/14/2020	-	51.48	-	3505.18		
		3556.66 (g)				

Table 1
Summary of Groundwater Elevations
WT-1 Compressor Station
Transwestern Pipeline Company, LLC
Lea County, New Mexico

Well ID	Sampling Date (b)	Top of Casing (ft AMSL)	Depth to LNAPL (ft below TOC)	Depth to Water (ft below TOC)	LNAPL Thickness (ft)	Surface Elevation (ft AMSL)
SVE-13	4/11/2005	3554.11 (e)	-	51.49	-	3502.62
	12/1/2005		-	50.86	-	3503.25
	5/10/2006		-	49.18	-	3504.93
	12/14/2006		-	48.76	-	3505.35
	6/20/2007		-	48.46	-	3505.65
	12/7/2007		-	48.21	-	3505.90
	5/30/2008		-	49.38	-	3504.73
	12/10/2008		-	49.86	-	3504.25
	5/1/2009		-	49.98	-	3504.13
	6/11/2010		-	49.11	-	3505.00
	11/10/2011		-	50.34	-	3503.77
	6/26/2012		-	49.65	-	3504.46
	6/20/2013		-	50.21	-	3503.90
	6/24/2014		51.74	51.75	0.01	3502.37
	4/17/2015		51.86	51.87	0.01	3502.25
	10/21/2015		51.75	51.76	0.01	3502.36
	11/24/2015		-	51.75	-	3502.36
	12/16/2015		-	51.70	-	3502.41
	1/27/2016		-	51.64	-	3502.47
	2/25/2016		-	51.54	-	3502.57
	3/29/2016	-	51.19	-	3502.92	
	4/12/2016	-	51.34	-	3502.77	
	5/25/2016	-	51.10	-	3503.01	
	7/1/2016	-	50.99	-	3503.12	
	7/27/2016	-	50.89	-	3503.22	
	9/23/2016	-	50.74	-	3503.37	
	4/24/2017	-	49.94	-	3504.17	
	2/1/2018	-	49.35	-	3505.17	
	4/23/2018	-	49.34	-	3505.18	
	11/13/2018	-	49.58	-	3504.94	
	3/19/2019	-	49.18	-	3505.34	
	6/28/2019	-	49.18	-	3505.34	
	9/17/2019	-	49.18	-	3505.34	
3/23/2020	-	49.31	-	3505.21		
6/2/2020	-	49.52	-	3505.00		
9/21/2020	-	49.82	-	3504.70		
12/14/2020	-	49.91	-	3504.61		
		3554.52 (g)				

Table 1
Summary of Groundwater Elevations
WT-1 Compressor Station
Transwestern Pipeline Company, LLC
Lea County, New Mexico

Well ID	Sampling Date (b)	Top of Casing (ft AMSL)	Depth to LNAPL (ft below TOC)	Depth to Water (ft below TOC)	LNAPL Thickness (ft)	Surface Elevation (ft AMSL)
SVE-14	4/11/2005	3554.83 (e)	-	49.37	-	3505.46
	12/1/2005		51.65	51.66	0.01	3503.18
	5/10/2006		-	50.02	-	3504.81
	12/14/2006		-	49.56	-	3505.27
	6/20/2007		-	49.08	-	3505.75
	12/7/2007		48.64	48.64	sheen	3506.19
	5/30/2008		49.92	49.92	sheen	3504.91
	12/10/2008		50.34	50.34	sheen	3504.49
	5/1/2009		50.42	50.42	sheen	3504.41
	6/11/2010		49.99	49.99	sheen	3504.84
	11/10/2011		50.97	50.97	sheen	3503.86
	6/26/2012		50.22	50.22	sheen	3504.61
	6/20/2013		50.91	50.91	sheen	3503.92
	6/24/2014		52.34	52.35	0.01	3502.49
	4/17/2015		52.54	52.55	0.01	3502.29
	10/21/2015		-	52.38	-	3502.45
	11/24/2015		-	52.37	-	3502.46
	12/16/2015		-	52.33	-	3502.50
	1/27/2016		-	52.39	-	3502.44
	2/25/2016		-	52.25	-	3502.58
	3/29/2016	-	51.88	-	3502.95	
	4/12/2016	-	52.11	-	3502.72	
	5/25/2016	-	51.86	-	3502.97	
	7/1/2016	-	51.73	-	3503.10	
	7/27/2016	-	51.63	-	3503.20	
	9/23/2016	-	51.55	-	3503.28	
4/24/2017	-	51.71	-	3503.12		
2/1/2018	-	50.59	-	3505.26		
4/23/2018	-	50.60	-	3505.25		
3/19/2019	-	50.45	-	3505.40		
3/23/2020	-	49.56	-	3505.40		
12/14/2020	-	51.09	-	3506.29		
RW-1	4/11/2005	3545.97 (c)	-	52.29	-	3493.68
	12/1/2005		-	52.40	-	3493.57
	5/10/2006		-	52.41	-	3493.56
	12/13/2006		-	51.72	-	3494.25
	6/20/2007		-	51.62	-	3494.35
	12/6/2007		-	51.30	-	3494.67
	6/2/2008		-	51.38	-	3494.59
	12/10/2008		-	51.74	-	3494.23
	4/27/2009		-	51.79	-	3494.18
	6/11/2010		-	52.33	-	3493.64
	11/9/2011		-	52.80	-	3493.17
	6/26/2012		-	52.80	-	3493.17
	6/20/2013		-	53.64	-	3492.33
	6/24/2014		-	54.30	-	3491.67
	4/17/2015		-	53.47	-	3492.50
	10/21/2015		-	-	-	-
	11/24/2015		-	-	-	-
	12/16/2015		-	52.80	-	3493.17
	1/27/2016		-	53.16	-	3492.81
	2/25/2016		-	53.29	-	3492.68
3/29/2016	-	52.88	-	3493.09		
4/12/2016	-	-	-	-		
5/24/2016	-	53.21	-	3492.76		
6/30/2016	Well plugged and abandoned					

Table 1
Summary of Groundwater Elevations
WT-1 Compressor Station
Transwestern Pipeline Company, LLC
Lea County, New Mexico

Well ID	Sampling Date (b)	Top of Casing (ft AMSL)	Depth to LNAPL (ft below TOC)	Depth to Water (ft below TOC)	LNAPL Thickness (ft)	Surface Elevation (ft AMSL)
RW-2	4/11/2005	3546.26 (c)	52.57	52.57	sheen	3493.69
	12/1/2005		-	52.68	-	3493.58
	5/10/2006		52.68	52.68	sheen	3493.58
	12/13/2006		-	52.01	-	3494.25
	6/20/2007		-	51.95	-	3494.31
	12/6/2007		51.55	51.55	sheen	3494.71
	6/2/2008		-	51.63	-	3494.63
	12/10/2008		-	52.03	-	3494.23
	4/27/2009		-	52.08	-	3494.18
	6/11/2010		-	52.56	-	3493.70
	11/9/2011		-	53.07	-	3493.19
	6/26/2012		53.02	53.03	0.01	3493.24
	7/28/2012		53.24	53.25	0.01	3493.02
	8/31/2012		53.23	53.25	0.02	3493.03
	10/11/2012		53.38	53.40	0.02	3492.88
	6/20/2013		53.81	53.90	0.09	3492.43
	6/24/2014		-	54.46	-	3491.80
	4/17/2015		-	53.71	-	3492.55
	10/21/2015		-	52.89	-	3493.37
	11/24/2015		-	52.85	-	3493.41
	12/16/2015		-	53.10	-	3493.16
1/27/2016	-	53.47	-	3492.79		
2/25/2016	-	53.57	-	3492.69		
3/29/2016	-	53.12	-	3493.14		
4/12/2016	-	-	-	-		
5/24/2016	-	53.45	-	3492.81		
6/30/2016	Well plugged and abandoned					
RW-3	4/11/2005	3546.41 (c)	-	52.49	-	3493.92
	12/1/2005		-	52.65	-	3493.76
	5/10/2006		-	52.51	-	3493.90
	12/13/2006		-	52.06	-	3494.35
	6/20/2007		-	51.97	-	3494.44
	12/6/2007		-	51.56	-	3494.85
	6/2/2008		-	51.65	-	3494.76
	12/10/2008		-	52.07	-	3494.34
	4/27/2009		-	51.90	-	3494.51
	6/11/2010		-	52.39	-	3494.02
	11/9/2011		-	52.91	-	3493.50
	6/26/2012		-	52.90	-	3493.51
	6/20/2013		-	53.57	-	3492.84
	6/24/2014		-	54.12	-	3492.29
	4/17/2015		-	53.54	-	3492.87
	10/21/2015		-	-	-	-
	11/24/2015		-	-	-	-
	12/16/2015		-	53.08	-	3493.33
	1/27/2016		-	53.48	-	3492.93
	2/25/2016		-	53.45	-	3492.96
	3/29/2016		-	53.12	-	3493.29
4/12/2016	-	-	-	-		
4/12/2016	-	53.27	-	3493.14		
6/30/2016	Well plugged and abandoned					

Table 1
Summary of Groundwater Elevations
WT-1 Compressor Station
Transwestern Pipeline Company, LLC
Lea County, New Mexico

Well ID	Sampling Date (b)	Top of Casing (ft AMSL)	Depth to LNAPL (ft below TOC)	Depth to Water (ft below TOC)	LNAPL Thickness (ft)	Surface Elevation (ft AMSL)
RW-4	4/11/2005	3546.96 (c)	-	52.54	-	3494.42
	12/1/2005		-	52.68	-	3494.28
	5/10/2006		-	52.49	-	3494.47
	12/13/2006		-	52.25	-	3494.71
	6/20/2007		-	51.72	-	3495.24
	12/6/2007		-	51.70	-	3495.26
	6/2/2008		-	51.77	-	3495.19
	12/10/2008		-	52.16	-	3494.80
	4/27/2009		-	52.00	-	3494.96
	6/11/2010		-	52.42	-	3494.54
	11/9/2011		-	52.98	-	3493.98
	6/26/2012		-	52.95	-	3494.01
	6/20/2013		-	53.55	-	3493.41
	6/24/2014		-	54.10	-	3492.86
	4/17/2015		-	53.57	-	3493.39
	10/21/2015		-	-	-	-
	11/24/2015		-	-	-	-
	12/16/2015		-	53.31	-	3493.65
	1/27/2016		-	53.72	-	3493.24
	2/25/2016		-	53.64	-	3493.32
3/29/2016	-	53.25	-	3493.71		
4/12/2016	-	-	-	-		
5/24/2016	-	53.40	-	3493.56		
6/30/2016	Well plugged and abandoned					
RW-5	4/11/2005	3546.75 (c)	-	51.10	-	3495.65
	12/1/2005		-	51.11	-	3495.64
	5/10/2006		-	50.92	-	3495.83
	12/13/2006		-	50.88	-	3495.87
	6/20/2007		-	50.76	-	3495.99
	12/6/2007		-	50.32	-	3496.43
	6/2/2008		-	50.35	-	3496.40
	12/10/2008		-	50.80	-	3495.95
	4/27/2009		-	50.64	-	3496.11
	6/11/2010		-	50.92	-	3495.83
	11/9/2011		-	51.46	-	3495.29
	6/26/2012		-	51.41	-	3495.34
	6/20/2013		-	51.95	-	3494.80
	6/24/2014		-	52.42	-	3494.33
	4/17/2015		-	52.57	-	3494.18
	10/21/2015		-	-	-	-
	11/24/2015		-	-	-	-
	12/16/2015		-	52.26	-	3494.49
	1/27/2016		-	52.56	-	3494.19
	2/25/2016		-	52.45	-	3494.30
3/29/2016	-	52.00	-	3494.75		
4/12/2016	-	-	-	-		
5/24/2016	-	52.09	-	3494.66		
6/30/2016	Well plugged and abandoned					

Table 1
Summary of Groundwater Elevations
WT-1 Compressor Station
Transwestern Pipeline Company, LLC
Lea County, New Mexico

Well ID	Sampling Date (b)	Top of Casing (ft AMSL)	Depth to LNAPL (ft below TOC)	Depth to Water (ft below TOC)	LNAPL Thickness (ft)	Surface Elevation (ft AMSL)
RW-6	4/11/2005	3546.69 (c)	-	50.57	-	3496.12
	12/1/2005		-	50.64	-	3496.05
	5/10/2006		-	50.37	-	3496.32
	12/13/2006		-	50.62	-	3496.07
	6/20/2007		-	50.33	-	3496.36
	12/6/2007		-	49.95	-	3496.74
	6/2/2008		-	49.99	-	3496.70
	12/10/2008		-	50.28	-	3496.41
	4/27/2009		-	50.23	-	3496.46
	6/11/2010		-	50.53	-	3496.16
	11/9/2011		-	50.90	-	3495.79
	6/26/2012		-	51.05	-	3495.64
	6/20/2013		-	51.69	-	3495.00
	6/24/2014		-	52.28	-	3494.41
	4/17/2015		-	52.22	-	3494.47
	10/21/2015		-	-	-	-
	11/24/2015		-	-	-	-
	12/16/2015		-	52.00	-	3494.69
	1/27/2016		-	52.33	-	3494.36
	2/25/2016		-	52.17	-	3494.52
3/29/2016	-	51.77	-	3494.92		
4/12/2016	-	-	-	-		
5/24/2016	-	51.80	-	3494.89		
6/30/2016	Well plugged and abandoned					
RW-7	4/11/2005	3547.50 (c)	-	50.92	-	3496.58
	12/1/2005		-	50.96	-	3496.54
	5/10/2006		-	50.76	-	3496.74
	12/13/2006		-	50.91	-	3496.59
	6/20/2007		-	50.70	-	3496.80
	12/6/2007		-	50.34	-	3497.16
	6/2/2008		-	50.40	-	3497.10
	12/10/2008		-	50.78	-	3496.72
	4/27/2009		-	50.70	-	3496.80
	6/11/2010		-	50.95	-	3496.55
	11/9/2011		-	51.38	-	3496.12
	6/26/2012		-	51.51	-	3495.99
	6/20/2013		-	52.10	-	3495.40
	6/24/2014		-	52.59	-	3494.91
	4/17/2015		-	52.67	-	3494.83
	10/21/2015		-	-	-	-
	11/24/2015		-	-	-	-
	12/16/2015		-	52.38	-	3495.12
	1/27/2016		-	52.71	-	3494.79
	2/25/2016		-	52.54	-	3494.96
3/29/2016	-	52.10	-	3495.40		
4/12/2016	-	-	-	-		
5/24/2016	-	52.10	-	3495.40		
6/30/2016	Well plugged and abandoned					

Table 1
Summary of Groundwater Elevations
WT-1 Compressor Station
Transwestern Pipeline Company, LLC
Lea County, New Mexico

Well ID	Sampling Date (b)	Top of Casing (ft AMSL)	Depth to LNAPL (ft below TOC)	Depth to Water (ft below TOC)	LNAPL Thickness (ft)	Surface Elevation (ft AMSL)
RW-8	4/11/2005	3547.04 (c)	49.77	49.79	0.02	3497.27
	12/1/2005		-	49.71	-	3497.33
	5/10/2006		49.66	49.66	sheen	3497.38
	12/13/2006		49.76	49.76	sheen	3497.28
	6/20/2007		-	49.64	-	3497.40
	12/6/2007		-	49.36	-	3497.68
	6/2/2008		-	49.32	-	3497.72
	12/10/2008		-	49.75	-	3497.29
	4/27/2009		-	49.76	-	3497.28
	6/11/2010		-	50.03	-	3497.01
	11/9/2011		-	50.34	-	3496.70
	6/26/2012		-	50.47	-	3496.57
	6/20/2013		-	51.05	-	3495.99
	6/24/2014		-	51.57	-	3495.47
	4/17/2015		-	51.61	-	3495.43
	10/21/2015		-	-	-	-
	11/24/2015		-	-	-	-
	12/16/2015		-	51.40	-	3495.64
	1/27/2016		-	51.60	-	3495.44
	2/25/2016		-	51.43	-	3495.61
3/29/2016	-	51.03	-	3496.01		
4/12/2016	-	-	-	-		
5/24/2016	-	51.02	-	3496.02		
6/30/2016	Well plugged and abandoned					
RW-9	6/24/2014	3545.84 (c)	Well could not be located			
	4/17/2015		Well could not be located			
	10/21/2015		Well could not be located			
	11/24/2015		Well could not be located			
	12/16/2015		Well could not be located - will no longer gauge			
RW-10	4/11/2005	3546.32 (c)	-	48.15	-	3498.17
	12/1/2005		-	48.17	-	3498.15
	5/10/2006		-	48.23	-	3498.09
	12/13/2006		-	47.98	-	3498.34
	6/20/2007		-	48.09	-	3498.23
	12/6/2007		-	47.49	-	3498.83
	6/2/2008		-	47.62	-	3498.70
	12/10/2008		-	47.89	-	3498.43
	4/27/2009		-	48.01	-	3498.31
	6/11/2010		-	48.39	-	3497.93
	11/9/2011		-	48.70	-	3497.62
	6/26/2012		-	48.81	-	3497.51
	6/20/2013		-	49.41	-	3496.91
	6/24/2014		-	49.84	-	3496.48
	4/17/2015		-	49.75	-	3496.57
	10/21/2015		-	49.60	-	3496.72
	11/24/2015		-	-	-	-
	12/16/2015		-	49.58	-	3496.74
	1/27/2016		-	49.80	-	3496.52
	2/25/2016		-	49.73	-	3496.59
3/29/2016	-	49.12	-	3497.20		
4/12/2016	-	-	-	-		
5/24/2016	-	49.26	-	3497.06		
6/30/2016	Well plugged and abandoned					

Table 1
Summary of Groundwater Elevations
WT-1 Compressor Station
Transwestern Pipeline Company, LLC
Lea County, New Mexico

Well ID	Sampling Date (b)	Top of Casing (ft AMSL)	Depth to LNAPL (ft below TOC)	Depth to Water (ft below TOC)	LNAPL Thickness (ft)	Surface Elevation (ft AMSL)
RW-11	4/11/2005	3545.74 (c)	-	48.67	-	3497.07
	12/1/2005		-	48.78	-	3496.96
	5/10/2006		-	48.78	-	3496.96
	12/13/2006		-	48.41	-	3497.33
	6/20/2007		-	48.43	-	3497.31
	12/6/2007		-	47.81	-	3497.93
	6/2/2008		-	47.94	-	3497.80
	12/10/2008		-	48.16	-	3497.58
	4/27/2009		-	48.27	-	3497.47
	6/11/2010		-	48.87	-	3496.87
	11/9/2011		-	49.15	-	3496.59
	6/26/2012		-	49.29	-	3496.45
	6/20/2013		-	49.98	-	3495.76
	6/24/2014		-	49.35	-	3496.39
	4/17/2015		-	50.23	-	3495.51
	10/21/2015		-	-	-	-
	11/24/2015		-	-	-	-
	12/16/2015		-	49.90	-	3495.84
	1/27/2016		-	50.17	-	3495.57
	2/25/2016		-	50.10	-	3495.64
3/29/2016	-	49.61	-	3496.13		
4/12/2016	-	-	-	-		
5/24/2016	-	49.76	-	3495.98		
6/30/2016	Well plugged and abandoned					
RW-12	4/11/2005	3544.43 (c)	-	49.79	-	3494.64
	12/1/2005		-	49.90	-	3494.53
	5/10/2006		-	49.90	-	3494.53
	12/13/2006		-	49.28	-	3495.15
	6/20/2007		-	49.24	-	3495.19
	12/6/2007		-	48.76	-	3495.67
	6/2/2008		-	48.87	-	3495.56
	12/10/2008		-	49.20	-	3495.23
	4/27/2009		-	49.30	-	3495.13
	6/11/2010		-	49.78	-	3494.65
	11/9/2011		-	50.21	-	3494.22
	6/26/2012		-	50.26	-	3494.17
	6/20/2013		-	51.04	-	3493.39
	6/24/2014		-	51.41	-	3493.02
	4/17/2015		-	51.27	-	3493.16
	10/21/2015		-	50.31	-	3494.12
	11/24/2015		-	50.26	-	3494.17
	12/16/2015		-	50.45	-	3493.98
	1/27/2016		-	50.80	-	3493.63
	2/25/2016		-	50.84	-	3493.59
3/29/2016	-	50.42	-	3494.01		
4/12/2016	-	-	-	-		
5/24/2016	-	50.66	-	3493.77		
6/30/2016	Well plugged and abandoned					

Notes:

ft = Feet

AMSL = Above mean sea level

TOC = Top of casing

(a) - = Not Applicable

(b) Groundwater elevation data for years prior to 2005 may be found in the 2014 Groundwater Report and previous reports

(c) Survey by John West Engineering, Hobbs, NM dated 11/94

(d) Survey by John West Engineering, Hobbs, NM dated 02/22/96

(e) Survey by Cypress Engineering, Houston, TX dated 08/11/99

(f) SVE-3 plugged and abandoned on 12-01-04 by George Friend.

(g) Survey By High Mesa, January 2019

Table 2
Summary of Groundwater Analytical Results
WT-1 Compressor Station
Transwestern Pipeline Company, LLC
Lea County, New Mexico

Well ID	Sampling Date	Benzene	Toluene	Ethylbenzene	Xylenes (total)	Acetone	1,1-Dichloroethane (1,1-DCA)	1,2-Dichloroethane (EDC)	1,1-Dichloroethylene (1,1-DCE)	cis-1,2-Dichloroethylene	Methylene chloride	4-methyl-2-pentanone	Tetrachloroethylene (PCE)	1,1,1-Trichloroethane	Trichloroethylene (TCE)	Chloroform	Vinyl chloride	Naphthalene*	1-Methylnaphthalene	2-Methylnaphthalene	Total Naphthalenes	Sulfate
New Mexico Water Quality Control Commission Standard		5	1000	700	620	NE	25	5	7	70	5	NE	5	200	5	100	2	30		30	600	
SVE-1A	5/25/2004	90	47	25	95	< 100	380	< 10	10	120	< 30	420	< 10	40	80	--	< 10	23	< 40	< 40	23	--
	11/10/2004	91	99	32	190	< 50	680	< 5.0	19	310	< 15	1500	< 5.0	41	140	--	< 5.0	26	< 20	21	47	--
	4/12/2005	85	36	29	79	< 100	150	< 10	< 10	85	< 30	550	< 10	< 10	35	--	< 10	28	< 40	< 40	28	--
	12/2/2005	170	37	60	110	< 100	150	< 10	< 10	76	< 30	180	< 10	12	48	--	< 10	39	< 40	51	90	--
	5/11/2006	110	23	41	89	< 50	150	8.1	< 5	74	< 15	260	< 5	< 5	37	--	< 5	33	< 20	< 20	33	--
	12/14/2006	160	31	65	120	< 100	230	< 10	< 10	95	< 30	200	< 10	15	60	--	< 10	37	< 40	< 40	37	--
	6/21/2007	72	12	28	56	< 10	240	1.4	9.2	59	< 3	58	7.9	21	42	--	1.1	21	6.8	8.5	36	--
	12/7/2007	73	8.8	25	39	< 50	96	< 5	< 5	37	< 15	< 50	< 5	6.2	24	--	< 5	19	< 20	< 20	19	--
	6/2/2008	140	22	59	81	< 50	180	< 5	7.7	61	< 15	69	15	16	41	--	< 5	44	< 20	< 20	44	--
	12/11/2008	71	7.5	29	35	< 10	150	3.7	5.2	42	< 3	27	6.5	12	22	--	< 1	21	8	12	41	--
	4/28/2009	69	5.7	31	31	< 10	38	< 1	< 1	19	< 3	15	1.1	< 1	11	--	< 1	21	8.2	12	41	--
	6/13/2010	62	< 10	31	20	< 10	55	< 10	< 10	27	< 30	< 100	< 10	< 10	16	--	< 10	< 20	< 40	< 40	< 100	--
	11/9/2011	52	18	23	54	< 100	410	< 10	13	190	< 30	< 100	14	28	40	--	< 10	< 20	< 40	< 40	< 100	--
	6/27/2012	46	34	26	89	< 100	440	< 10	14	310	< 30	160	< 10	< 10	34	--	< 10	< 20	< 40	< 40	< 100	--
	6/20/2013	50	49	21	72	< 100	580	< 10	19	670	< 30	< 100	< 10	13	42	--	< 10	< 20	< 40	< 40	< 100	--
	6/25/2014	57.7	49.9 J	20.3 J	70.1 J	< 82.0	569	< 13.0	17.8 J	792	34.7 J	< 32.0	< 14.0	< 15.5	38.8 J	< 14.5	< 14.0	< 0.0708	< 0.107	< 0.0834	< 0.261	6.87
	4/15/2015	43	30	17	44	< 8.6	530	< 1.0	13	850	< 2.5	< 1.0	< 1.0	< 1.0	18	--	< 3	< 15	< 15	< 15	< 45	--
	4/13/2016	48	17	14	32	< 50	380	< 5.0	8.2	580	< 15	< 50	< 5.0	6.7	16	< 5.0	< 5.0	< 10	< 10	< 10	< 30	< 2.5
	4/27/2017	50	7.5	16	17	< 50	240	< 5.0	6.2	220	< 15	< 50	6.0	< 5.0	14	< 5.0	< 5.0	14	< 20	< 20	14	--
	4/25/2018	57	17	21	47	< 50	440	< 5.0	13	480	< 15	< 50	< 5.0	< 5.0	18	< 5.0		17	< 5.0	< 5.0	17	< 2.5
7/2/2018	55	13	16	35	< 50	430	< 5.0	13	440	< 15	< 50	< 5.0	5.3	16	< 5.0	< 5.0	14	< 20	< 50	14	< 5.0	
3/21/2019	46	12	17	27	< 20	320	< 2.0	7.2	390	< 6.0	< 20	7.2	< 2.0	14	< 2.0	< 2.0	14	< 8.0	< 8.0	14	< 2.5	
6/28/2019	3.6	< 2.0	2.5	11	22	28	< 2.0	< 2.0	32	< 6.0	< 20	< 2.0	< 2.0	2.6	< 2.0	< 2.0	< 4.0	< 8.0	< 8.0	< 20	7,000	
9/17/2019	26	2.3	6.9	6.0	< 20	400	< 2.0	11	390	< 6.0	< 20	< 2.0	< 2.0	18	< 2.0	< 2.0	5.3	< 8.0	< 8.0	5.3	4,400	
12/5/2019	19	< 2.0	8.7	< 3.0	< 20	73	< 2.0	2.3	74	< 6.0	< 20	< 2.0	< 2.0	6.4	< 2.0	< 2.0	8.1	< 2.0	< 2.0	8.1	7,900	
3/25/2020	30	< 10	17	< 15	< 20	210	< 2.0	5.8	200	< 6.0	< 20	< 4	3.5	16	< 2.0	< 2.0	15	< 8.0	< 8.0	15.0	2,400	
6/2/2020	23	2.4	16	< 3.0	< 20	280	< 2.0	6.0	260	< 6.0	< 20	4.3	< 2.0	17	< 2.0	< 2.0	15	< 8.0	< 8.0	15	1,400	
9/22/2020	20	< 5.0	19	< 7.5	< 50	200	< 5.0	7.0	190	< 15	< 50	< 5.0	< 5.0	13	< 5.0	< 5.0	15	< 20	< 20	15	1,200	
12/14/2020	20	< 2.0	14	< 3.0	< 20	70	< 2.0	2.2	78	< 6.0	< 20	< 2.0	< 2.0	7.3	< 2.0	< 2.0	17	< 8.0	< 8.0	17	720	

Table 2
Summary of Groundwater Analytical Results
WT-1 Compressor Station
Transwestern Pipeline Company, LLC
Lea County, New Mexico

Well ID	Sampling Date	Benzene	Toluene	Ethylbenzene	Xylenes (total)	Acetone	1,1-Dichloroethane (1,1-DCA)	1,2-Dichloroethane (EDC)	1,1-Dichloroethylene (1,1-DCE)	cis-1,2-Dichloroethylene	Methylene chloride	4-methyl-2-pentanone	Tetrachloroethylene (PCE)	1,1,1-Trichloroethane	Trichloroethylene (TCE)	Chloroform	Vinyl chloride	Naphthalene*	1-Methylnaphthalene	2-Methylnaphthalene	Total Naphthalenes	Sulfate	
New Mexico Water Quality Control Commission Standard		5	1000	700	620	NE	25	5	7	70	5	NE	5	200	5	100	2	30		30	600		
SVE-1	4/16/2015	17	< 1.0	350	34	< 39	< 1.0	< 1.0	< 1.1	< 1.0	< 2.5	< 1.0	< 1.0	< 1.0	< 1.0	--	< 1.0	--	--	--	--	--	
	4/15/2016	11	< 1.0	150	18	< 10	< 1.0	< 1.0	< 1.0	< 1.0	< 3.0	< 1.0	< 1.0	< 1.0	< 1.0	< 1.0	< 1.0	3.5	< 4.0	4.1	7.6	9.8	
	5/2/2017	19	< 1.0	350	28	< 10	< 1.0	< 1.0	--	--	< 3.0	< 10	--	< 1.0	--	< 5.0	< 5.0	< 10	< 20	< 20	< 30	--	
	4/26/2018	17	< 2.0	250	14	< 20	< 2.0	< 2.0	< 2.0	< 2.0	< 6.0	< 20	< 2.0	< 2.0	< 2.0	< 2.0	< 2.0	< 2.0	7.5	< 8.0	< 8.0	7.5	0.88
	7/2/2018	24	< 1.0	340	19	< 20	< 2.0	< 2.0	< 2.0	< 2.0	< 6.0	< 20	< 2.0	< 2.0	< 2.0	< 2.0	< 2.0	< 2.0	8.1	< 8.0	8.7	16.8	< 5.0
	3/20/2019	13	< 1.0	230	8.4	< 10	< 1.0	< 1.0	< 1.0	< 1.0	< 3.0	< 10	< 1.0	< 1.0	< 1.0	< 1.0	< 1.0	< 1.0	4.8	5.3	6.8	16.9	5.7
3/25/2020	6.8	< 5	33	< 7.5	< 10	< 1.0	< 1.0	< 1.0	< 1.0	< 3.0	< 10	< 1.0	< 1.0	< 1.0	< 1.0	< 1.0	< 1.0	< 10	< 20	< 20	< 30	17	
SVE-2	7/28/2012	540	< 10	82	< 20	--	--	--	--	--	--	--	--	--	--	--	--	--	--	--	--	--	
	6/21/2013	770	< 20	110	< 40	--	--	--	--	--	--	--	--	--	--	--	--	--	--	--	--	--	
	6/21/2013 (DUP)	790	< 20	110	< 40	--	--	--	--	--	--	--	--	--	--	--	--	--	--	--	--	--	
	6/25/2014	523	< 10.5	56.2	< 40	< 82.0	< 16.5	< 13.0	< 17.5	< 12.5	37.3 J	< 32.0	< 14.0	< 15.5	< 8.00	< 14.5	< 14.0	< 0.0708	< 0.107	< 0.0834	< 0.261	150	
SVE-5	6/25/2014	Not Sampled Due to Presence of LNAPL																					
	4/15/2016	1600	27	100	640	< 100	< 10	< 10	< 10	< 10	< 30	< 100	< 10	< 10	< 10	< 10	< 10	30	< 40	< 40	30	< 2.5	
	4/25/2017	1400	< 10	140	810	< 100	< 10	< 10	< 10	< 10	< 30	< 100	< 10	< 10	< 10	< 10	< 10	40	< 40	< 40	40	< 2.5	
	10/9/2017	700	8.8	67	270	72.0	--	--	--	--	< 30	< 100	--	< 10	--	< 10	< 10	33	< 20	< 20	33	5700	
	2/1/2018	250	20	130	550	98.0	< 5.0	< 5.0	< 5.0	< 5.0	< 15	< 50	< 5.0	< 5.0	< 5.0	< 5.0	< 5.0	< 5.0	58	39	56	153	250
	4/25/2018	950	24	260	1100	< 200	< 20	< 20	< 20	< 20	< 60	< 200	< 20	< 20	< 20	< 20	< 20	< 20	180	140	220	540	36
	11/14/2018	670	< 10	79	270	< 100	< 10	< 10	< 10	< 10	< 30	< 100	< 10	< 10	< 10	< 10	< 10	38	< 40	41	79	--	
	3/20/2019	840	< 10	140	520	< 100	< 10	< 10	< 10	< 10	< 30	< 100	< 10	< 10	< 10	< 10	< 10	38	< 40	< 40	38	6.0	
	6/28/2019	520	< 10	74	300	< 100	< 10	< 10	< 10	< 10	< 30	< 100	< 10	< 10	< 10	< 10	< 10	32	< 40	< 40	32	8,900	
	9/17/2019	550	< 10	78	320	< 100	< 10	< 10	< 10	< 10	< 30	< 100	< 10	< 10	< 10	< 10	< 10	23	< 40	< 40	23	6,700	
	12/5/2019	1200	< 20	< 20	900	< 200	< 20	< 20	< 20	< 20	< 60	< 200	< 20	< 20	< 20	< 20	< 20	70	< 80	80	150	4,100	
	3/25/2020	710	< 20	69	360	230.0	< 20	< 20	< 20	< 20	< 60	< 200	< 20	< 20	< 20	< 20	< 20	70	< 80	80	150	2,600	
	6/2/2020	430	< 10	58	300	160	< 10	< 5.0	< 10	< 10	< 30	< 100	< 10	< 10	< 10	< 10	< 10	29	< 40	< 40	29	1,700	
9/22/2020	470	7.4	63	190	< 50	< 5.0	< 5.0	< 5.0	< 5.0	< 15	< 50	< 5.0	< 5.0	< 5.0	< 5.0	< 5.0	25	< 20	21	46	660		
12/14/2020	950	7.7	120	450	4/00	< 5.0	< 5.0	< 5.0	< 5.0	< 15	< 50	< 5.0	< 5.0	< 5.0	< 5.0	< 5.0	20	< 20	20	40	18,000		
SVE-6	6/26/2012	< 1.0	< 1.0	< 1.0	< 2.0	--	--	--	--	--	--	--	--	--	--	--	--	--	--	--	--	--	
	4/16/2015	< 1.0	< 1.0	< 1.0	< 3.0	< 8.6	< 1.0	< 1.0	< 1.1	< 1.0	< 2.5	< 1.0	< 1.0	< 1.0	< 1.0	< 1.0	< 1.0	--	--	--	--	--	
	4/15/2016	< 1.0	< 1.0	< 1.0	< 1.5	< 10	< 1.0	< 1.0	< 1.0	< 1.0	< 3.0	< 10	< 1.0	< 1.0	< 1.0	< 1.0	26	< 1.0	< 10	< 10	< 30	360	
SVE-7	4/15/2016	28	< 1.0	< 1.0	< 1.5	< 10	< 1.0	< 1.0	< 1.0	< 1.0	< 3.0	< 10	< 1.0	< 1.0	< 1.0	< 1.0	< 1.0	< 10	< 10	< 10	< 30	580	
	4/25/2017	15	< 1.0	< 1.0	< 1.5	< 10	< 1.0	< 1.0	< 1.0	< 1.0	< 3.0	< 10	< 1.0	< 1.0	< 1.0	< 1.0	< 1.0	< 2.0	< 4.0	< 4.0	< 10	680	
	4/26/2018	< 1.0	< 1.0	< 1.0	< 1.5	< 10	< 1.0	< 1.0	< 1.0	< 1.0	< 3.0	< 10	< 1.0	< 1.0	< 1.0	< 1.0	< 1.0	< 2.0	< 4.0	< 4.0	< 10	530	
	3/20/2019	< 1.0	< 1.0	< 1.0	< 1.5	< 10	< 1.0	< 1.0	< 1.0	< 1.0	< 3.0	< 10	< 1.0	< 1.0	< 1.0	< 1.0	< 1.0	< 2.0	< 4.0	< 4.0	< 10	820	
	3/25/2020	< 1.0	< 1.0	< 1.0	< 1.5	< 10	< 1.0	< 1.0	< 1.0	< 1.0	< 3.0	< 10	< 1.0	< 1.0	< 1.0	< 1.0	< 1.0	< 2.0	< 4.0	< 4.0	< 10	680	

Table 2
Summary of Groundwater Analytical Results
WT-1 Compressor Station
Transwestern Pipeline Company, LLC
Lea County, New Mexico

Well ID	Sampling Date	Benzene	Toluene	Ethylbenzene	Xylenes (total)	Acetone	1,1-Dichloroethane (1,1-DCA)	1,2-Dichloroethane (EDC)	1,1-Dichloroethylene (1,1-DCE)	cis-1,2-Dichloroethylene	Methylene chloride	4-methyl-2-pentanone	Tetrachloroethylene (PCE)	1,1,1-Trichloroethane	Trichloroethylene (TCE)	Chloroform	Vinyl chloride	Naphthalene*	1-Methylnaphthalene	2-Methylnaphthalene	Total Naphthalenes	Sulfate
New Mexico Water Quality Control Commission Standard		5	1000	700	620	NE	25	5	7	70	5	NE	5	200	5	100	2	30		30	600	
SVE-8	6/26/2012	< 1.0	< 1.0	< 1.0	< 2.0	--	--	--	--	--	--	--	--	--	--	--	--	--	--	--	--	--
	4/15/2016	< 1.0	< 1.0	< 1.0	<1.5	23	< 1.0	< 1.0	< 1.0	< 1.0	< 3.0	< 10	< 1.0	< 1.0	< 1.0	< 1.0	< 1.0	< 10	< 10	< 10	< 30	950
	4/25/2017	< 1.0	< 1.0	< 1.0	<1.5	< 10	< 1.0	< 1.0	< 1.0	< 1.0	< 3.0	< 10	< 1.0	< 1.0	< 1.0	< 1.0	< 1.0	< 2.0	< 4.0	< 4.0	< 10	990
	10/9/2017	< 1.0	< 1.0	< 1.0	< 1.0	< 10	< 1.0	--	--	--	< 10	< 1.0	--	--	< 1.0	< 1.0	< 2.0	< 4.0	< 4.0	< 10	1,200	
	4/25/2018	< 1.0	< 1.0	< 1.0	<1.5	< 10	< 1.0	< 1.0	< 1.0	< 1.0	< 3.0	< 10	< 1.0	< 1.0	< 1.0	< 1.0	< 1.0	< 2.0	< 4.0	< 4.0	< 10	1,500
	11/14/2018	< 1.0	< 1.0	< 1.0	<1.5	< 10	< 1.0	< 1.0	< 1.0	< 1.0	< 3.0	< 10	< 1.0	< 1.0	< 1.0	< 1.0	< 1.0	< 2.0	< 4.0	< 4.0	< 10	1,100
	3/20/2019	< 1.0	< 1.0	< 1.0	<1.5	< 10	< 1.0	< 1.0	< 1.0	< 1.0	< 3.0	< 10	< 1.0	< 1.0	< 1.0	< 1.0	< 1.0	< 2.0	< 4.0	< 4.0	< 10	900
3/25/2020	< 1.0	< 1.0	< 1.0	<1.5	< 10	< 1.0	< 1.0	< 1.0	< 1.0	< 3.0	< 10	< 1.0	< 1.0	< 1.0	< 1.0	< 1.0	< 2.0	< 4.0	< 4.0	< 10	860	
SVE-9	6/26/2012	< 1.0	< 1.0	< 1.0	< 2.0	--	--	--	--	--	--	--	--	--	--	--	--	--	--	--	--	--
	4/15/2016	1.4	< 1.0	< 1.0	<1.5	68	< 1.0	< 1.0	< 1.0	< 1.0	< 3.0	< 10	< 1.0	< 1.0	< 1.0	< 1.0	< 1.0	< 10	< 10	< 10	< 30	250
	4/26/2017	17	4	< 1.0	12	85	< 1.0	< 1.0	< 1.0	< 1.0	< 3.0	< 10	< 1.0	< 1.0	< 1.0	< 1.0	< 1.0	< 2.0	< 4.0	< 4.0	< 10	--
	7/2/2018	1.5	< 1.0	< 1.0	<1.5	15	< 1.0	< 1.0	< 1.0	< 1.0	< 3.0	< 10	< 1.0	< 1.0	< 1.0	< 1.0	< 1.0	< 2.0	< 4.0	< 4.0	< 10	1,000
	3/20/2019	23	< 1.0	< 1.0	2.4	170	< 1.0	< 1.0	< 1.0	< 1.0	< 3.0	< 10	< 1.0	< 1.0	< 1.0	< 1.0	< 1.0	< 2.0	< 4.0	< 4.0	< 10	1,100
	3/25/2020	28	< 1.0	< 1.0	2.4	41	< 1.0	< 1.0	< 1.0	< 1.0	< 3.0	< 10	< 1.0	< 1.0	< 1.0	< 1.0	< 1.0	< 2.0	< 4.0	< 4.0	< 10	1,000
12/14/2020	12	< 1.0	< 1.0	< 1.5	110	< 1.0	< 1.0	< 1.0	< 1.0	< 3.0	< 10	< 1.0	< 1.0	< 1.0	< 1.0	< 1.0	< 2.0	< 4.0	< 4.0	< 10	850	
SVE-10	6/26/2012	1,200	< 20	100	390	--	--	--	--	--	--	--	--	--	--	--	--	--	--	--	--	--
	6/21/2013	1,700	< 20	230	1,100	--	--	--	--	--	--	--	--	--	--	--	--	--	--	--	--	--
	6/25/2014	1,800	< 10.5	85.3	594	< 82.0	< 16.5	42.4 J	< 17.5	< 12.5	42.6 J	< 32.0	< 14.0	< 15.5	< 8.00	< 14.5	< 14.0	< 0.0708	< 0.107	< 0.0834	< 0.261	6.65
	6/25/2014	2,000	< 10.5	91.7	636	< 82.0	< 16.5	49.6 J	< 17.5	< 12.5	24.2 J	< 32.0	< 14.0	< 15.5	< 8.00	< 14.5	< 14.0	< 0.0708	< 0.107	< 0.0834	< 0.261	< 0.655
	4/16/2015	1,400	< 1.0	100	470	70	< 1.0	< 1.0	< 1.1	< 1.0	< 2.5	< 1.0	< 1.0	< 1.0	< 1.0	--	< 1.0	--	--	--	--	--
	4/15/2016	1,400	< 10	92	300	120	< 10	< 10	< 10	< 10	< 30	< 100	< 10	< 10	< 10	< 10	< 10	< 20	< 40	< 40	< 100	< 2.5
	4/15/2016 (DUP)	1,500	< 10	98	310	< 100	< 10	< 10	< 10	< 10	< 30	< 100	< 10	< 10	< 10	< 10	< 10	< 20	< 40	< 40	< 100	--
5/2/2017	1,300	< 10	94	360	42	< 10	< 10	--	--	--	< 100	--	< 10	--	< 10	< 10	14.0	13.0	15.0	< 100	--	
SVE-11	6/25/2014	Not Sampled Due to Presence of LNAPL																				
SVE-12	6/25/2014	Not Sampled Due to Presence of LNAPL																				
	4/15/2016	< 1.0	< 1.0	< 1.0	<1.5	< 10	< 1.0	< 1.0	< 1.0	< 1.0	< 3.0	< 10	< 1.0	< 1.0	< 1.0	14	< 1.0	< 10	< 10	< 10	< 30	760
	4/25/2017	430	1.1	60	13	< 10	< 1.0	< 1.0	< 1.0	< 1.0	< 3.0	< 10	< 1.0	< 1.0	< 1.0	< 1.0	< 1.0	< 2.0	7.0	< 4.0	7.0	--
	4/25/2018	2,100	< 10	210	270	< 100	< 10	< 10	< 10	< 10	< 30	< 100	< 10	< 10	< 10	< 10	< 10	30	< 40	< 40	30	8,400
	11/14/2018	2,100	< 10	140	200	< 100	< 10	< 10	< 10	< 10	< 30	< 100	< 10	< 10	< 10	< 10	< 10	< 20	< 40	< 40	< 100	200
	3/20/2019	2,500	< 10	180	270	< 100	< 10	< 10	< 10	< 10	< 30	< 100	< 10	< 10	< 10	< 10	< 10	< 20	< 40	< 40	< 100	200
	6/28/2019	2,200	< 10	140	180	< 100	< 10	< 10	< 10	< 10	< 30	< 100	< 10	< 10	< 10	< 10	< 10	< 20	< 40	< 40	< 100	5,700
	9/17/2019	2,300	< 10	170	190	< 100	< 10	< 10	< 10	< 10	< 30	< 100	< 10	< 10	< 10	< 10	< 10	< 20	< 40	< 40	< 100	1,400
	12/5/2019	1,900	< 10	210	170	< 100	< 10	< 10	< 10	< 10	< 30	< 100	< 10	< 10	< 10	< 10	< 10	< 20	< 40	< 40	< 100	5,800
	3/25/2020	2,600	< 10	260	220	< 100	< 10	< 10	< 10	< 10	< 30	< 100	< 10	< 10	< 10	< 10	< 10	< 20	< 40	< 40	< 100	1,900
	6/2/2020	2,600	< 20	290	190	< 200	< 20	< 10	< 20	< 20	< 60	< 200	< 20	< 20	< 20	< 20	< 20	< 40	< 80	< 80	< 200	2,600
9/22/2020	2,200	< 20	260	< 20	< 200	< 20	< 20	< 20	< 20	< 60	< 200	< 20	< 20	< 20	< 20	< 20	< 40	< 80	< 80	< 200	340	
12/14/2020	3,000	< 20	210	120	< 200	< 20	< 20	< 20	< 20	< 60	< 200	< 20	< 20	< 20	< 20	< 20	< 40	< 80	< 80	< 200	10,000	

Table 2
Summary of Groundwater Analytical Results
WT-1 Compressor Station
Transwestern Pipeline Company, LLC
Lea County, New Mexico

Well ID	Sampling Date	Benzene	Toluene	Ethylbenzene	Xylenes (total)	Acetone	1,1-Dichloroethane (1,1-DCA)	1,2-Dichloroethane (EDC)	1,1-Dichloroethylene (1,1-DCE)	cis-1,2-Dichloroethylene	Methylene chloride	4-methyl-2-pentanone	Tetrachloroethylene (PCE)	1,1,1-Trichloroethane	Trichloroethylene (TCE)	Chloroform	Vinyl chloride	Naphthalene*	1-Methylnaphthalene	2-Methylnaphthalene	Total Naphthalenes	Sulfate	
New Mexico Water Quality Control Commission Standard		5	1000	700	620	NE	25	5	7	70	5	NE	5	200	5	100	2		30		30	600	
SVE-13	5/24/2004	620	21	73	230	--	--	--	--	--	--	--	--	--	--	--	--	--	--	--	--	--	
	11/9/2004	920	< 20	150	260	--	--	--	--	--	--	--	--	--	--	--	--	--	--	--	--	--	
	4/11/2005	800	4.8	120	160	--	--	--	--	--	--	--	--	--	--	--	--	--	--	--	--	--	
	12/1/2005	590	9.5	110	150	--	--	--	--	--	--	--	--	--	--	--	--	--	--	--	--	--	
	5/11/2006	640	< 10	120	67	--	--	--	--	--	--	--	--	--	--	--	--	--	--	--	--	--	
	12/14/2006	540	12	110	72	--	--	--	--	--	--	--	--	--	--	--	--	--	--	--	--	--	
	6/21/2007	710	< 10	160	76	--	--	--	--	--	--	--	--	--	--	--	--	--	--	--	--	--	
	12/7/2007	580	7.5	160	79	--	--	--	--	--	--	--	--	--	--	--	--	--	--	--	--	--	
	5/30/2008	280	2.8	33	75	--	--	--	--	--	--	--	--	--	--	--	--	--	--	--	--	--	
	12/11/2008	510	< 10	97	30	--	--	--	--	--	--	--	--	--	--	--	--	--	--	--	--	--	
	4/27/2009	610	< 10	110	31	--	--	--	--	--	--	--	--	--	--	--	--	--	--	--	--	--	
	6/11/2010	630	< 10	100	36	--	--	--	--	--	--	--	--	--	--	--	--	--	--	--	--	--	
	11/10/2011	510	< 20	92	63	--	--	--	--	--	--	--	--	--	--	--	--	--	--	--	--	--	
	6/26/2012	930	< 20	140	170	--	--	--	--	--	--	--	--	--	--	--	--	--	--	--	--	--	
	6/21/2013	720	< 20	83	45	--	--	--	--	--	--	--	--	--	--	--	--	--	--	--	--	--	
	6/25/2014	Not Sampled Due to Presence of LNAPL																					
	4/15/2016	430	< 5.0	37	13	< 50	< 5.0	< 5.0	< 5.0	< 5.0	< 5.0	< 15	< 50	< 5.0	< 5.0	< 5.0	< 5.0	< 5.0	< 10	< 20	< 20	< 50	400
4/25/2017	3,300	< 2.0	290	630	< 20	< 2.0	< 2.0	< 2.0	< 2.0	< 2.0	< 6.0	< 20	< 2.0	< 2.0	< 2.0	< 2.0	< 2.0	54	25	36	115	--	
2/1/018	450	< 10	80	< 15	< 100	< 10	< 10	< 10	< 10	< 30	< 100	< 10	< 10	< 10	< 10	< 10	< 10	< 20	< 40	< 40	< 100	700	
4/25/2018	430	< 5.0	61	< 7.5	< 50	< 5.0	< 5.0	< 5.0	< 5.0	< 15	< 50	< 5.0	< 5.0	< 5.0	< 5.0	< 5.0	< 5.0	< 10	< 20	< 20	< 50	430	
11/14/2018	400	< 2.0	45	7.2	< 20	< 2.0	< 2.0	< 2.0	< 2.0	< 6.0	< 20	< 2.0	< 2.0	< 2.0	< 2.0	< 2.0	< 2.0	< 4.0	< 8.0	< 8.0	< 20	510	
3/20/2019	380	< 2.0	31	4.0	< 20	< 2.0	< 2.0	< 2.0	< 2.0	< 6.0	< 20	< 2.0	< 2.0	< 2.0	< 2.0	< 2.0	< 2.0	< 4.0	< 8.0	< 8.0	< 20	640	
6/28/2019	400	< 2.0	43	7.6	< 20	< 2.0	< 2.0	< 2.0	< 2.0	< 6.0	< 20	< 2.0	< 2.0	< 2.0	< 2.0	< 2.0	< 2.0	< 4.0	< 8.0	< 8.0	< 20	700	
9/17/2019	440	< 2.0	38	4.0	< 20	< 2.0	< 2.0	< 2.0	< 2.0	< 6.0	< 20	< 2.0	< 2.0	< 2.0	< 2.0	< 2.0	< 2.0	< 4.0	< 8.0	< 8.0	< 20	610	
3/25/2020	470	< 5.0	16	< 7.5	< 20	< 2.0	< 2.0	< 2.0	< 2.0	< 6.0	< 20	< 2.0	< 2.0	< 2.0	< 2.0	< 2.0	< 2.0	< 4.0	< 8.0	< 8.0	< 20	470	
6/2/2020	490	< 5.0	10	< 7.5	< 50	< 5.0	< 5.0	< 5.0	< 5.0	< 15	< 50	< 5.0	< 5.0	< 5.0	< 5.0	< 5.0	< 5.0	< 10	< 20	< 20	< 30	470	
9/22/2020	470	< 5.0	< 5.0	9.6	< 50	< 5.0	< 5.0	< 5.0	< 5.0	< 15	< 50	< 5.0	< 5.0	< 5.0	< 5.0	< 5.0	< 5.0	< 10	< 20	< 20	< 30	500	
12/14/2020	460	< 2.0	6.7	12.0	< 50	< 2.0	< 2.0	< 2.0	< 2.0	< 6.0	< 20	< 2.0	< 2.0	< 2.0	< 2.0	< 2.0	< 2.0	< 4.0	< 8.0	< 8.0	< 20	700	
SVE-14	5/24/2004	260	340	260	1,800	--	--	--	--	--	--	--	--	--	--	--	--	--	--	--	--	--	
	11/10/2011	650	86	760	5,700	--	--	--	--	--	--	--	--	--	--	--	--	--	--	--	--	--	
	6/26/2012	950	< 20	360	2,400	--	--	--	--	--	--	--	--	--	--	--	--	--	--	--	--	--	
	6/21/2013	990	49	390	2,500	--	--	--	--	--	--	--	--	--	--	--	--	--	--	--	--	--	
	6/25/2014	Not Sampled Due to Presence of LNAPL																					
	4/15/2016	37	< 10	34	160	< 100	< 10	< 10	< 10	< 10	< 30	< 100	< 10	< 10	< 10	< 10	< 10	< 10	< 20	< 40	< 40	< 100	91
	4/25/2017	210	1.3	73	260	< 10	< 1.0	< 1.0	< 1.0	< 1.0	< 3.0	< 10	< 1.0	< 1.0	< 1.0	< 1.0	< 1.0	< 1.0	7.1	6.5	4.2	17.8	50
	2/1/2018	83	< 1.0	39	110	< 10	< 1.0	< 1.0	< 1.0	< 1.0	< 3.0	< 10	< 1.0	< 1.0	< 1.0	< 1.0	< 1.0	< 1.0	5.3	9.1	4.3	18.7	160
	4/25/2018	51	< 5.0	31	55	< 50	< 5.0	< 5.0	< 5.0	< 5.0	< 15	< 50	< 5.0	< 5.0	< 5.0	< 5.0	< 5.0	< 5.0	< 10	< 20	< 20	< 50	180
	3/20/2019	29	< 2.5	25	42	< 25	< 2.5	< 2.5	< 2.5	< 2.5	< 7.5	< 25	< 2.5	< 2.5	< 2.5	< 2.5	< 2.5	< 2.5	< 5.0	< 10	< 10	< 25	330
	3/25/2020	17	< 5.0	22	23	< 25	< 2.5	< 2.5	< 2.5	< 2.5	< 7.5	< 25	< 2.5	< 2.5	< 2.5	< 2.5	< 2.5	< 2.5	< 5.0	< 10	< 10	< 25	450
9/22/2020	17	< 5.0	17	9.2	< 50	< 5.0	< 5.0	< 5.0	< 5.0	< 15	< 50	< 5.0	< 5.0	< 5.0	< 5.0	< 5.0	< 5.0	< 10	< 20	< 20	< 50	510	
12/14/2020	77	< 2.0	29	25.0	< 20	< 2.0	< 2.0	< 2.0	< 2.0	< 6.0	< 20	< 2.0	< 2.0	< 2.0	< 2.0	< 2.0	< 2.0	< 4.0	< 8.0	< 8.0	< 20	400	

**Table 2
Summary of Groundwater Analytical Results
WT-1 Compressor Station
Transwestern Pipeline Company, LLC
Lea County, New Mexico**

Well ID	Sampling Date	Benzene	Toluene	Ethylbenzene	Xylenes (total)	Acetone	1,1-Dichloroethane (1,1-DCA)	1,2-Dichloroethane (EDC)	1,1-Dichloroethylene (1,1-DCE)	cis-1,2-Dichloroethylene	Methylene chloride	4-methyl-2-pentanone	Tetrachloroethylene (PCE)	1,1,1-Trichloroethane	Trichloroethylene (TCE)	Chloroform	Vinyl chloride	Naphthalene*	1-Methylnaphthalene	2-Methylnaphthalene	Total Naphthalenes	Sulfate
New Mexico Water Quality Control Commission Standard		5	1000	700	620	NE	25	5	7	70	5	NE	5	200	5	100	2	30		30	600	
MW-1	5/25/2004	25	63	14	120	63	640	7.1	21	8.5	190	2200	32	170	38	--	< 5	21	< 20	< 20	21	--
	11/9/2004	23	53	16	160	< 100	410	< 10	< 10	< 10	< 30	2800	11	39	42	--	< 10	23	< 40	< 40	23	--
	4/12/2005	26	60	18	150	110	250	6.4	< 5	8.9	17	2400	13	22	37	--	< 5	30	< 20	< 20	30	--
	12/2/2005	37	94	23	190	140	440	< 5	12	9.9	100	1900	32	89	54	--	13	31	< 20	32	63	--
	5/11/2006	26	61	17	120	120	280	6.7	5.4	6.4	< 15	1700	19	15	30	--	< 5	27	< 20	< 20	27	--
	12/17/2006	48	130	32	210	< 100	380	< 10	< 10	12	< 30	2400	20	18	58	--	< 10	32	< 40	< 40	32	--
	6/21/2007	25	66	16	92	290	350	3.1	4.9	5.6	9.0	1400	42	31	41	--	1.6	22	6.9	9.6	39	--
	12/7/2007	20	62	11	79	1000	600	< 10	< 10	< 10	< 30	1200	46	38	58	--	< 10	< 20	< 40	< 40	< 100	--
6/2/2008	29	80	15	100	500	760	< 10	14	< 10	< 30	1900	76	94	66	--	< 10	22	< 40	< 40	22	--	
6/20/2013	Not sampled due to presense of LNAPL - June of 2013 to December of 2020																					
MW-4	5/25/2004	< 1.0	< 1.0	< 1.0	< 1.0	< 10	< 1.0	< 1.0	1.6	< 1.0	< 3.0	< 10	< 1.0	< 1.0	< 1.0	--	< 1.0	< 2.0	< 4.0	< 4.0	< 10	--
	11/9/2004	< 1.0	< 1.0	< 1.0	< 1.0	< 10	< 1.0	< 1.0	< 1.0	< 1.0	< 3.0	< 10	< 1.0	< 1.0	< 1.0	--	< 1.0	< 2.0	< 4.0	< 4.0	< 10	--
	4/12/2005	< 1.0	< 1.0	< 1.0	< 1.0	< 10	1.4	< 1.0	1.3	< 1.0	< 3.0	< 10	< 1.0	< 1.0	< 1.0	--	< 1.0	< 2.0	< 4.0	< 4.0	< 10	--
	12/2/2005	< 1.0	< 1.0	< 1.0	< 1.0	< 10	< 2.0	< 1.0	< 1.0	< 1.0	< 3.0	< 10	< 1.0	< 1.0	< 1.0	--	< 1.0	< 2.0	< 4.0	< 4.0	< 10	--
	5/11/2006	< 1.0	< 1.0	< 1.0	< 3.0	< 10	< 2.0	< 1.0	1.1	< 1.0	< 3.0	< 10	< 1.0	< 1.0	< 1.0	--	< 1.0	< 2.0	< 4.0	< 4.0	< 10	--
	12/17/2006	< 1.0	< 1.0	< 1.0	< 3.0	< 10	< 2.0	< 1.0	< 1.0	< 1.0	< 3.0	< 10	< 1.0	< 1.0	< 1.0	--	< 1.0	< 2.0	< 4.0	< 4.0	< 10	--
	6/21/2007	< 1.0	< 1.0	< 1.0	< 1.5	< 10	< 2.0	< 1.0	< 1.0	< 1.0	< 3.0	< 10	< 1.0	< 1.0	< 1.0	--	< 1.0	< 2.0	< 4.0	< 4.0	< 10	--
	12/7/2007	< 1.0	< 1.0	< 1.0	< 1.5	< 10	< 2.0	< 1.0	< 1.0	< 1.0	< 3.0	< 10	< 1.0	< 1.0	< 1.0	--	< 1.0	< 2.0	< 4.0	< 4.0	< 10	--
	6/2/2008	< 1.0	< 1.0	< 1.0	< 1.5	< 10	< 1.0	< 1.0	< 1.0	< 1.0	< 3.0	< 10	< 1.0	< 1.0	< 1.0	--	< 1.0	< 2.0	< 4.0	< 4.0	< 10	--
	12/11/2008	< 1.0	< 1.0	< 1.0	< 1.5	< 10	< 1.0	< 1.0	< 1.0	< 1.0	< 3.0	< 10	< 1.0	< 1.0	< 1.0	--	< 1.0	< 2.0	< 4.0	< 4.0	< 10	--
	4/28/2009	< 1.0	< 1.0	< 1.0	< 1.5	< 10	< 1.0	< 1.0	< 1.0	< 1.0	< 3.0	< 10	< 1.0	< 1.0	< 1.0	--	< 1.0	< 2.0	< 4.0	< 4.0	< 10	--
	6/13/2010	< 1.0	< 1.0	< 1.0	< 1.5	< 10	< 1.0	< 1.0	< 1.0	< 1.0	< 3.0	< 10	< 1.0	< 1.0	< 1.0	--	< 1.0	< 2.0	< 4.0	< 4.0	< 10	--
	11/10/2011	< 1.0	< 1.0	< 1.0	< 1.5	< 10	< 1.0	< 1.0	< 1.0	< 1.0	< 3.0	< 10	< 1.0	< 1.0	< 1.0	--	< 1.0	< 2.0	< 4.0	< 4.0	< 10	--
	6/26/2012	< 1.0	< 1.0	< 1.0	< 1.5	< 10	< 1.0	< 1.0	< 1.0	< 1.0	< 3.0	< 10	< 1.0	< 1.0	< 1.0	--	< 1.0	< 2.0	< 4.0	< 4.0	< 10	--
	6/20/2013	< 1.0	< 1.0	< 1.0	< 1.5	< 10	< 1.0	< 1.0	< 1.0	< 1.0	< 3.0	< 10	< 1.0	< 1.0	< 1.0	--	< 1.0	< 2.0	< 4.0	< 4.0	< 10	--
	6/25/2014	< 0.150	0.33 J	< 0.230	< 0.8	< 1.64	< 0.330	< 0.260	< 0.350	< 0.250	< 0.460	< 0.640	< 0.280	< 0.310	< 0.160	0.490 J	< 0.280	< 0.0708	< 0.107	< 0.0834	< 0.261	652
4/15/2015	< 1.0	< 1.0	< 1.0	< 3.0	< 8.6	< 1.0	< 1.0	< 1.1	< 1.0	< 2.5	< 1.0	< 1.0	< 1.0	< 1.0	--	< 1.0	--	--	--	--	--	
4/13/2016	< 1.0	< 1.0	< 1.0	< 1.5	< 10	< 1.0	< 1.0	< 1.0	< 1.0	< 3.0	< 10	< 1.0	< 1.0	< 1.0	--	< 1.0	< 10	< 10	< 10	< 30	740	
4/27/2017	< 1.0	< 1.0	< 1.0	< 1.5	< 10	< 1.0	< 1.0	< 1.0	< 1.0	< 3.0	< 10	< 1.0	< 1.0	< 1.0	< 1.0	< 1.0	< 1.0	< 2.0	< 4.0	< 4.0	< 10	--
4/24/2018	< 1.0	< 1.0	< 1.0	< 1.5	< 10	< 1.0	< 1.0	< 1.0	< 1.0	< 3.0	< 10	< 1.0	< 1.0	< 1.0	< 1.0	< 1.0	< 1.0	< 2.0	< 4.0	< 4.0	< 10	700
3/21/2019	< 1.0	< 1.0	< 1.0	< 1.5	< 10	< 1.0	< 1.0	< 1.0	< 1.0	< 3.0	< 10	< 1.0	< 1.0	< 1.0	< 1.0	< 1.0	< 1.0	< 2.0	< 4.0	< 4.0	< 10	660
3/24/2020	< 1.0	< 1.0	< 1.0	< 1.5	< 10	< 1.0	< 1.0	< 1.0	< 1.0	< 3.0	< 10	< 1.0	< 1.0	< 1.0	< 1.0	< 1.0	< 1.0	< 2.0	< 4.0	< 4.0	< 10	570

Table 2
Summary of Groundwater Analytical Results
WT-1 Compressor Station
Transwestern Pipeline Company, LLC
Lea County, New Mexico

Well ID	Sampling Date	Benzene	Toluene	Ethylbenzene	Xylenes (total)	Acetone	1,1-Dichloroethane (1,1-DCA)	1,2-Dichloroethane (EDC)	1,1-Dichloroethylene (1,1-DCE)	cis-1,2-Dichloroethylene	Methylene chloride	4-methyl-2-pentanone	Tetrachloroethylene (PCE)	1,1,1-Trichloroethane	Trichloroethylene (TCE)	Chloroform	Vinyl chloride	Naphthalene*	1-Methylnaphthalene	2-Methylnaphthalene	Total Naphthalenes	Sulfate
New Mexico Water Quality Control Commission Standard		5	1000	700	620	NE	25	5	7	70	5	NE	5	200	5	100	2	30		30	600	
MW-5	5/25/2004	22	7.5	5.1	13	< 50	150	< 5.0	< 5.0	120	< 15	< 50	< 5.0	< 5.0	130	--	< 5.0	< 10	< 20	< 20	< 50	--
	11/9/2004	19	8.3	< 5.0	< 5.0	< 50	160	< 5.0	< 5.0	150	< 15	< 50	< 5.0	< 5.0	130	--	< 5.0	< 10	< 20	< 20	< 50	--
	4/12/2005	23	7.3	< 5.0	15	< 50	98	< 5.0	5.8	82	< 15	< 50	< 5.0	< 5.0	94	--	< 5.0	11	< 20	< 20	11	--
	12/2/2005	21	7.7	6.4	16	17	71	1.7	3.3	61	< 3	< 10	2.4	2.0	66	--	2.2	9.8	< 4.0	< 4.0	9.8	--
	5/11/2006	14	4.1	4.5	10	< 10	95	3	2.1	39	< 3	< 10	1.6	< 1.0	47	--	< 1.0	8.5	< 4.0	< 4.0	8.5	--
	12/17/2006	47	16	17	42	< 50	210	8.7	5.8	120	< 15	< 50	< 5.0	< 5.0	150	--	< 5.0	24	< 20	< 20	24	--
	6/21/2007	15	5.7	5.6	12	< 10	73	1.3	2.6	36	< 1	< 10	1.8	1.1	43	--	< 1.0	9.7	< 4.0	< 4.0	9.7	--
	12/7/2007	15	4.7	4.3	11	< 10	71	2.9	2.1	30	< 1	< 10	2.6	1.5	38	--	< 1.0	8.7	< 4.0	< 4.0	8.7	--
	6/2/2008	14	3.6	4.2	7.5	< 10	72	1.1	2.0	31	< 3	< 10	< 1.0	< 1.0	39	--	< 1.0	9	< 4.0	< 4.0	9	--
	12/11/2008	20	6.3	4.1	16	< 10	95	1.5	2.5	31	< 3	< 10	2.6	< 1.0	38	--	< 1.0	15	< 4.0	5.9	21	--
	4/28/2009	16	3.8	5.5	12	< 10	77	1.2	1.6	26	< 3	< 10	1.6	< 1.0	32	--	< 1.0	9.1	< 4.0	< 4.0	9.1	--
	6/13/2010	17	5.0 J	6.3 J	< 15	41 J	71	< 10	< 10	42	< 30	< 10	< 10	< 10	32	--	3.7 J	< 20	< 40	< 40	< 100	--
	11/10/2011	16	< 10	< 10	< 15	< 100	61	< 10	< 10	48	< 30	< 100	< 10	< 10	24	--	< 10	< 20	< 40	< 40	< 100	--
	6/27/2012	14	< 5	5.6	8.2	< 50	72	< 5	< 5	43	< 15	< 50	< 5	< 5	27	--	< 5	< 10	< 20	< 20	< 50	--
	6/20/2013	12	2.2	3.1	5.9	< 10	95	< 1	1.7	31	< 3	< 10	1.2	< 1	29	--	< 1	6.6	< 4.0	< 4.0	6.6	--
	6/25/2014	15.6 J	< 4.20	< 4.60	< 16.0	< 32.8	94.4	< 5.20	< 7.00	27.2	11.4 J	< 12.8	< 5.60	< 6.20	25.4	< 5.80	< 5.60	< 0.0708	< 0.107	< 0.0834	< 0.261	13.6
	6/25/2014 (DUP)	16.2	2.90 J	4.32 J	4.00 J	< 16.4	93.1	< 2.60	< 3.50	24.5	5.74 J	< 6.40	< 2.80	< 3.10	20.2	< 2.90	< 2.80	< 0.0708	< 0.107	< 0.0834	< 0.261	13
	4/15/2015	15	< 1.0	6.5	13.0	< 27	98	< 1.0	< 1.1	26	< 2.5	< 1.0	< 1.0	< 1.0	26	--	< 1.0	--	--	--	--	--
	4/13/2016	12	1.8	4.0	7.4	< 30	90	< 1.0	1.1	24	< 3.0	< 10	< 1.0	< 1.0	19	< 1.0	< 1.0	8.1	< 4.0	< 4.0	8.1	< 2.5
	4/26/2017	9.1	1.6	3.8	6.1	< 13	87	< 1.0	1.3	26	< 3.0	< 10	< 1.0	< 1.0	21	< 1.0	< 1.0	6.0	< 4.0	< 4.0	6.0	--
4/24/2018	10	1.8	3.8	6.3	< 12	98	< 1.0	1.8	27	< 3.0	< 10	< 1.0	< 1.0	23	< 1.0	< 1.0	6.4	< 4.0	< 4.0	6.4	< 2.5	
3/21/2019	13	1.4	3.7	4.7	< 10	84	1.0	1.2	28	< 3.0	< 10	< 1.0	< 1.0	20	< 1.0	< 1.0	4.6	< 4.0	< 4.0	4.6	< 2.5	
6/28/2019	16	2.6	5.4	8.8	< 20	100	< 2.0	< 2.0	27	< 6.0	< 20	< 2.0	< 2.0	20	< 2.0	< 2.0	7.0	< 8.0	< 8.0	7.0	< 5.0	
9/17/2019	15	2.4	5.9	8.9	< 20	110	< 2.0	< 2.0	32	< 6.0	< 20	< 2.0	< 2.0	25	< 2.0	< 2.0	8.3	< 8.0	< 8.0	8.3	< 5.0	
12/5/2019	12	< 2.0	4.2	7.1	< 20	79	< 2.0	< 2.0	21	< 6.0	< 20	< 2.0	< 2.0	17	< 2.0	< 2.0	6.8	< 8.0	< 8.0	6.8	< 5.0	
3/24/2020	16	2.2	5.4	8.3	< 20	110	< 2.0	< 2.0	27	< 6.0	< 20	< 2.0	< 2.0	21	< 2.0	< 2.0	7.8	< 8.0	< 8.0	7.8	< 5.0	
6/2/2020	16	2.7	6.8	10.0	< 10	110	1.2	1.2	30	< 3.0	< 10	< 1.0	< 1.0	21	< 1.0	< 1.0	9.4	< 4.0	< 4.0	9.4	< 5.0	
9/22/2020	13	2.3	5.8	8.2	< 10	110	< 1.0	1.7	27	< 3.0	< 10	< 1.0	< 1.0	22	< 1.0	< 1.0	8.0	< 4.0	< 4.0	8.0	3.2	
12/14/2020	15	2.2	5.4	6.0	< 20	97	< 1.0	1.7	32	< 3.0	< 10	< 1.0	< 1.0	21	< 1.0	< 1.0	7.6	< 4.0	< 4.0	8.0	1.8	

Table 2
Summary of Groundwater Analytical Results
WT-1 Compressor Station
Transwestern Pipeline Company, LLC
Lea County, New Mexico

Table with 21 columns: Well ID, Sampling Date, Benzene, Toluene, Ethylbenzene, Xylenes (total), Acetone, 1,1-Dichloroethane (1,1-DCA), 1,2-Dichloroethane (EDC), 1,1-Dichloroethylene (1,1-DCE), cis-1,2-Dichloroethylene, Methylene chloride, 4-methyl-2-pentanone, Tetrachloroethylene (PCE), 1,1,1-Trichloroethane, Trichloroethylene (TCE), Chloroform, Vinyl chloride, Naphthalene*, 1-Methylnaphthalene, 2-Methylnaphthalene, Total Naphthalenes, Sulfate. Rows include New Mexico Water Quality Control Commission Standard and data for wells MW-6 and MW-7 from 2004 to 2020.

Table 2
Summary of Groundwater Analytical Results
WT-1 Compressor Station
Transwestern Pipeline Company, LLC
Lea County, New Mexico

Well ID	Sampling Date	Benzene	Toluene	Ethylbenzene	Xylenes (total)	Acetone	1,1-Dichloroethane (1,1-DCA)	1,2-Dichloroethane (EDC)	1,1-Dichloroethylene (1,1-DCE)	cis-1,2-Dichloroethylene	Methylene chloride	4-methyl-2-pentanone	Tetrachloroethylene (PCE)	1,1,1-Trichloroethane	Trichloroethylene (TCE)	Chloroform	Vinyl chloride	Naphthalene*	1-Methylnaphthalene	2-Methylnaphthalene	Total Naphthalenes	Sulfate
New Mexico Water Quality Control Commission Standard		5	1000	700	620	NE	25	5	7	70	5	NE	5	200	5	100	2	30		30	600	
MW-8	5/25/2004	12	< 2.0	< 2.0	< 2.0	< 20	120	2.1	5.5	72	< 6.0	< 20	< 2.0	< 2.0	58	--	< 2.0	< 4.0	< 8.0	< 8.0	< 20	--
	11/9/2004	7.5	< 5.0	< 5.0	< 5.0	< 50	92	< 5.0	< 5.0	59	< 15	< 50	< 5.0	< 5.0	54	--	< 5.0	< 10	< 20	< 20	< 50	--
	4/12/2005	6.4	< 5.0	< 5.0	< 5.0	< 50	63	< 5.0	< 5.0	36	< 15	< 50	< 5.0	< 5.0	35	--	< 5.0	< 10	< 20	< 20	< 50	--
	12/2/2005	5.6	< 1.0	< 1.0	< 1.0	< 10	67	1.4	3.7	47	< 3	< 10	< 1.0	< 1.0	42	--	2.6	< 2.0	< 4.0	< 4.0	< 10	--
	5/11/2006	4	< 1.0	< 1.0	< 3.0	< 10	82	3.1	3.4	46	< 3	< 10	< 1.0	< 1.0	35	--	1.2	< 2.0	< 4.0	< 4.0	< 10	--
	12/17/2006	2.1	< 1.0	< 1.0	< 3.0	< 10	33	1.1	1.2	19	< 3	< 10	< 1.0	< 1.0	18	--	< 1.0	< 2.0	< 4.0	< 4.0	< 10	--
	6/21/2007	2.8	< 1.0	< 1.0	< 1.5	< 10	45	< 1.0	2.3	30	< 3	< 10	< 1.0	< 1.0	29	--	< 1.0	< 2.0	< 4.0	< 4.0	< 10	--
	12/7/2007	3.9	< 1.0	< 1.0	< 1.5	< 10	68	2.7	3.4	48	< 3	< 10	< 1.0	< 1.0	41	--	< 1.0	< 2.0	< 4.0	< 4.0	< 10	--
	6/2/2008	3.6	< 1.0	< 1.0	< 1.5	< 10	66	1.1	3.7	50	< 3	< 10	< 1.0	< 1.0	40	--	< 1.0	< 2.0	< 4.0	< 4.0	< 10	--
	12/11/2008	3.5	< 1.0	< 1.0	< 1.5	< 10	78	1.2	3.6	66	< 3	< 10	< 1.0	< 1.0	41	--	< 1.0	< 2.0	< 4.0	< 4.0	< 10	--
	4/28/2009	3.3	< 1.0	< 1.0	< 1.5	< 10	73	1.1	3.7	65	< 3	< 10	< 1.0	< 1.0	39	--	< 1.0	< 2.0	< 4.0	< 4.0	< 10	--
	6/13/2010	3.6	< 1.0	< 1.0	< 1.5	< 10	55	1.0	3.2	57	< 3	< 10	< 1.0	< 1.0	28	--	< 1.0	< 2.0	< 4.0	< 4.0	< 10	--
	11/10/2011	3.1	< 1.0	< 1.0	< 1.5	< 10	47	< 1.0	2.3	60	< 3	< 10	< 1.0	< 1.0	23	--	< 1.0	< 2.0	< 4.0	< 4.0	< 10	--
	6/27/2012	3.6	< 1.0	< 1.0	< 1.5	14	49	1.0	3.0	58	< 3	< 10	< 1.0	< 1.0	29	--	< 1.0	< 2.0	< 4.0	< 4.0	< 10	--
	6/20/2013	3.5	< 1.0	< 1.0	< 1.5	< 10	57	< 1.0	2.8	65	< 3	< 10	< 1.0	< 1.0	31	--	< 1.0	< 2.0	< 4.0	< 4.0	< 10	--
	6/20/2013 (DUP)	3.5	< 1.0	< 1.0	< 1.5	< 10	58	1.2	2.8	67	< 3	< 10	< 1.0	< 1.0	30	--	< 1.0	< 2.0	< 4.0	< 4.0	< 10	--
	6/26/2014	Insufficient Well Volume - Not Sampled																				
	4/14/2016	2.6	< 1.0	< 1.0	< 1.5	< 23	48	< 1.0	2.0	51	< 3.0	< 10	< 1.0	< 1.0	22	< 1.0	< 1.0	< 10	< 10	< 10	< 30	96
	4/26/2017	2.7	< 1.0	< 1.0	< 1.5	< 10	48	< 1.0	1.9	56	< 3.0	< 10	< 1.0	< 1.0	21	< 1.0	< 1.0	< 2.0	< 4.0	< 4.0	< 10	--
	4/24/2018	2.9	< 1.0	< 1.0	< 1.5	< 10	63	1.1	2.6	69	< 3.0	< 10	< 1.0	< 1.0	28	< 1.0	< 1.0	< 2.0	< 4.0	< 4.0	< 10	96
7/2/2018	3.0	< 1.0	< 1.0	< 1.5	< 10	61	< 1.0	2.6	69	< 3.0	< 10	< 1.0	< 1.0	25	< 1.0	< 1.0	< 2.0	< 4.0	< 4.0	< 10	96	
11/14/2018	4.2	< 1.0	< 1.0	< 1.5	< 10	40	< 1.0	1.6	43	< 3.0	< 10	< 1.0	< 1.0	18	< 1.0	< 1.0	< 2.0	< 4.0	< 4.0	< 10	150	
3/21/2019	1.5	< 1.0	< 1.0	< 1.5	< 10	32	< 1.0	1.1	34	< 3.0	< 10	< 1.0	< 1.0	15	< 1.0	< 1.0	< 2.0	< 4.0	< 4.0	< 10	150	
12/5/2019	< 2.0	< 2.0	< 2.0	< 3.0	< 20	< 2.0	< 2.0	< 2.0	< 2.0	< 6.0	< 20	< 2.0	< 2.0	< 2.0	< 2.0	< 2.0	< 2.0	< 4.0	< 8.0	< 8.0	< 20	30000
3/24/2020	2.5	< 1.0	< 1.0	< 1.5	< 20	< 2.0	< 2.0	< 2.0	< 2.0	< 6.0	< 20	< 2.0	< 2.0	< 2.0	< 2.0	< 2.0	< 2.0	< 4.0	< 8.0	< 8.0	< 20	3100
6/2/2020	2.5	< 1.0	< 1.0	< 1.5	< 10	46	< 1.0	1.8	54	< 3.0	< 10	< 1.0	< 1.0	20	< 1.0	< 1.0	< 2.0	< 4.0	< 4.0	< 10	1100	
9/22/2020	2.2	< 1.0	< 1.0	< 1.5	< 10	43	< 1.0	2.0	51	< 3.0	< 10	< 1.0	< 1.0	17	< 1.0	< 1.0	< 2.0	< 4.0	< 4.0	< 10	340	
12/14/2020	2.8	< 1.0	< 1.0	< 1.5	27	38	< 1.0	1.6	61	< 3.0	< 10	< 1.0	< 1.0	19	< 1.0	< 1.0	< 2.0	< 4.0	< 4.0	< 10	290	

Table 2
Summary of Groundwater Analytical Results
WT-1 Compressor Station
Transwestern Pipeline Company, LLC
Lea County, New Mexico

Well ID	Sampling Date	Benzene	Toluene	Ethylbenzene	Xylenes (total)	Acetone	1,1-Dichloroethane (1,1-DCA)	1,2-Dichloroethane (EDC)	1,1-Dichloroethylene (1,1-DCE)	cis-1,2-Dichloroethylene	Methylene chloride	4-methyl-2-pentanone	Tetrachloroethylene (PCE)	1,1,1-Trichloroethane	Trichloroethylene (TCE)	Chloroform	Vinyl chloride	Naphthalene*	1-Methylnaphthalene	2-Methylnaphthalene	Total Naphthalenes	Sulfate
New Mexico Water Quality Control Commission Standard		5	1000	700	620	NE	25	5	7	70	5	NE	5	200	5	100	2	30		30	600	
MW-9	5/24/2004	< 0.50	< 0.50	< 0.50	< 0.50	--	--	--	--	--	--	--	--	--	--	--	--	--	--	--	--	--
	11/9/2004	< 0.50	< 0.50	< 0.50	< 0.50	--	--	--	--	--	--	--	--	--	--	--	--	--	--	--	--	--
	4/11/2005	< 0.50	< 0.50	< 0.50	< 0.50	--	--	--	--	--	--	--	--	--	--	--	--	--	--	--	--	--
	12/1/2005	< 0.50	< 0.50	< 0.50	< 0.50	--	--	--	--	--	--	--	--	--	--	--	--	--	--	--	--	--
	5/10/2006	< 1.0	< 1.0	< 1.0	< 3.0	--	--	--	--	--	--	--	--	--	--	--	--	--	--	--	--	--
	12/14/2006	< 1.0	< 1.0	< 1.0	< 3.0	--	--	--	--	--	--	--	--	--	--	--	--	--	--	--	--	--
	6/21/2007	< 1.0	< 1.0	< 1.0	< 2.0	--	--	--	--	--	--	--	--	--	--	--	--	--	--	--	--	--
	12/7/2007	< 1.0	< 1.0	< 1.0	< 2.0	--	--	--	--	--	--	--	--	--	--	--	--	--	--	--	--	--
	5/30/2008	< 1.0	< 1.0	< 1.0	< 2.0	--	--	--	--	--	--	--	--	--	--	--	--	--	--	--	--	--
	12/11/2008	< 1.0	< 1.0	< 1.0	< 2.0	--	--	--	--	--	--	--	--	--	--	--	--	--	--	--	--	--
	4/27/2009	< 1.0	< 1.0	< 1.0	< 2.0	--	--	--	--	--	--	--	--	--	--	--	--	--	--	--	--	--
	6/11/2010	< 1.0	< 1.0	< 1.0	< 2.0	--	--	--	--	--	--	--	--	--	--	--	--	--	--	--	--	--
	11/10/2011	< 1.0	< 1.0	< 1.0	< 2.0	--	--	--	--	--	--	--	--	--	--	--	--	--	--	--	--	--
	6/26/2012	< 1.0	< 1.0	< 1.0	< 2.0	--	--	--	--	--	--	--	--	--	--	--	--	--	--	--	--	--
6/21/2013	< 1.0	< 1.0	< 1.0	< 2.0	--	--	--	--	--	--	--	--	--	--	--	--	--	--	--	--	--	
6/25/2014	< 0.15	< 0.21	< 0.23	< 0.8	< 1.64	< 0.33	< 0.26	< 0.35	< 0.25	< 0.46	< 0.64	< 0.28	< 0.31	< 0.16	14.2	< 0.28	< 0.0708	< 0.107	< 0.0834	< 0.261	913	
4/16/2015	< 1.0	< 1.0	< 1.0	< 3.0	< 8.6	< 1.0	< 1.0	< 1.1	< 1.0	< 2.5	< 1.0	< 1.0	< 1.0	< 1.0	--	< 1.0	--	--	--	--	--	
MW-10	5/24/2004	Not sampled due to presence of LNAPL																				
	11/9/2004	Not sampled due to presence of LNAPL																				
	4/11/2005	Not sampled due to presence of LNAPL																				
	12/1/2005	Not sampled due to presence of LNAPL																				
	5/10/2006	Not sampled due to presence of LNAPL																				
	12/14/2006	Not sampled due to presence of LNAPL																				
	6/20/2007	Not sampled due to presence of LNAPL																				
	12/7/2007	Not sampled due to presence of LNAPL																				
	5/30/2008	Not sampled due to presence of LNAPL																				
	12/10/2008	Not sampled due to presence of LNAPL																				
	5/1/2009	Not sampled due to presence of LNAPL																				
	8/22/2009	Not sampled due to presence of LNAPL																				
	10/5/2009	Not sampled due to presence of LNAPL																				
	6/11/2010	Not sampled due to presence of LNAPL																				
	11/10/2011	Not sampled due to presence of LNAPL																				
	6/25/2014	Not sampled due to presence of LNAPL																				
	4/25/2017	5,550	10	490	2,400	< 100	< 10	< 10	< 10	< 10	< 30	< 100	< 10	< 10	< 10	< 10	< 10	190	280	360	830	13
	10/9/2017	5,200	<1.0	330	2,100	<100	< 10	< 10	--	--	< 30	< 100	--	< 10	--	< 10	< 10	< 30	<30	< 30	< 30	640
	2/1/2018	5,900	23	390	2,000	53	< 5.0	< 5.0	< 5.0	< 5.0	< 15	120	< 5.0	< 5.0	< 5.0	< 5.0	< 5.0	51	30	34	116	900
	4/26/2018	5,500	< 20	340	1,900	< 200	< 20	< 20	< 20	< 20	< 60	< 200	< 20	< 20	< 20	< 20	< 20	< 40	< 80	< 80	< 200	26,000
11/14/2018	5,100	< 20	340	2,300	< 200	< 20	< 20	< 20	< 20	< 60	< 200	< 20	< 20	< 20	< 20	< 20	< 40	< 80	< 80	< 200	72	
3/20/2019	6,300	< 20	450	2,900	< 200	< 20	< 20	< 20	< 20	< 60	< 200	< 20	< 20	< 20	< 20	< 20	44	< 80	< 80	44	< 2.5	
6/28/2019	4,900	< 20	290	1,900	< 200	< 20	< 20	< 20	< 20	< 60	< 200	< 20	< 20	< 20	< 20	< 20	44	< 80	< 80	44	38	
9/17/2019	Well Obstructed																					
12/5/2019	Not Sampled Due to Presence of LNAPL																					
3/25/2020	5,800	< 20	370	2,400	< 200	< 20	< 10	< 20	< 20	< 60	< 200	< 20	< 20	< 20	< 20	< 20	45	< 80	< 80	45	54	
6/22/2020	6,200	< 20	370	2,400	< 200	< 20	< 10	< 20	< 20	< 60	< 200	< 20	< 20	< 20	< 20	< 20	41	< 80	< 80	41	15	
9/22/2020	Not sampled due to presence of LNAPL																					

Table 2
Summary of Groundwater Analytical Results
WT-1 Compressor Station
Transwestern Pipeline Company, LLC
Lea County, New Mexico

Well ID	Sampling Date	Benzene	Toluene	Ethylbenzene	Xylenes (total)	Acetone	1,1-Dichloroethane (1,1-DCA)	1,2-Dichloroethane (EDC)	1,1-Dichloroethylene (1,1-DCE)	cis-1,2-Dichloroethylene	Methylene chloride	4-methyl-2-pentanone	Tetrachloroethylene (PCE)	1,1,1-Trichloroethane	Trichloroethylene (TCE)	Chloroform	Vinyl chloride	Naphthalene*	1-Methylnaphthalene	2-Methylnaphthalene	Total Naphthalenes	Sulfate
New Mexico Water Quality Control Commission Standard		5	1000	700	620	NE	25	5	7	70	5	NE	5	200	5	100	2	30		30	600	
MW-11	5/24/2004	< 0.50	< 0.50	< 0.50	< 0.50	--	--	--	--	--	--	--	--	--	--	--	--	--	--	--	--	--
	11/9/2004	< 0.50	< 0.50	< 0.50	< 0.50	--	--	--	--	--	--	--	--	--	--	--	--	--	--	--	--	--
	4/11/2005	< 0.50	< 0.50	< 0.50	< 0.50	--	--	--	--	--	--	--	--	--	--	--	--	--	--	--	--	--
	12/1/2005	< 0.50	< 0.50	< 0.50	< 0.50	--	--	--	--	--	--	--	--	--	--	--	--	--	--	--	--	--
	5/10/2006	< 1.0	< 1.0	< 1.0	< 3.0	--	--	--	--	--	--	--	--	--	--	--	--	--	--	--	--	--
	12/14/2006	< 1.0	< 1.0	< 1.0	< 3.0	--	--	--	--	--	--	--	--	--	--	--	--	--	--	--	--	--
	6/21/2007	< 1.0	< 1.0	< 1.0	< 2.0	--	--	--	--	--	--	--	--	--	--	--	--	--	--	--	--	--
	12/7/2007	< 1.0	< 1.0	< 1.0	< 2.0	--	--	--	--	--	--	--	--	--	--	--	--	--	--	--	--	--
	5/30/2008	< 1.0	< 1.0	< 1.0	< 2.0	--	--	--	--	--	--	--	--	--	--	--	--	--	--	--	--	--
	12/11/2008	< 1.0	< 1.0	< 1.0	< 2.0	--	--	--	--	--	--	--	--	--	--	--	--	--	--	--	--	--
	4/27/2009	< 1.0	< 1.0	< 1.0	< 2.0	--	--	--	--	--	--	--	--	--	--	--	--	--	--	--	--	--
	6/11/2010	< 1.0	< 1.0	< 1.0	< 2.0	--	--	--	--	--	--	--	--	--	--	--	--	--	--	--	--	--
	11/10/2011	< 1.0	< 1.0	< 1.0	< 2.0	--	--	--	--	--	--	--	--	--	--	--	--	--	--	--	--	--
	6/26/2012	< 1.0	< 1.0	< 1.0	< 2.0	--	--	--	--	--	--	--	--	--	--	--	--	--	--	--	--	--
6/21/2013	< 1.0	< 1.0	< 1.0	< 2.0	--	--	--	--	--	--	--	--	--	--	--	--	--	--	--	--	--	
6/25/2014	< 0.15	< 0.21	< 0.23	< 0.8	< 1.64	< 0.33	< 0.26	< 0.35	< 0.25	< 0.46	< 0.64	< 0.28	< 0.31	< 0.16	< 0.290	< 0.28	< 0.0708	< 0.107	< 0.0834	< 0.261	272	
4/16/2015	< 1.0	< 1.0	< 1.0	< 3.0	19	< 1.0	< 1.0	< 1.1	< 1.0	< 2.5	< 1.0	< 1.0	< 1.0	< 1.0	--	< 1.0	--	--	--	--	--	
MW-12	5/24/2004	< 0.50	< 0.50	< 0.50	< 0.50	--	--	--	--	--	--	--	--	--	--	--	--	--	--	--	--	
	11/9/2004	< 0.50	< 0.50	< 0.50	< 0.50	--	--	--	--	--	--	--	--	--	--	--	--	--	--	--	--	--
	4/11/2005	< 0.50	< 0.50	< 0.50	< 0.50	--	--	--	--	--	--	--	--	--	--	--	--	--	--	--	--	--
	12/1/2005	< 0.50	< 0.50	< 0.50	< 0.50	--	--	--	--	--	--	--	--	--	--	--	--	--	--	--	--	--
	5/10/2006	< 1.0	< 1.0	< 1.0	< 3.0	--	--	--	--	--	--	--	--	--	--	--	--	--	--	--	--	--
	12/14/2006	< 1.0	< 1.0	< 1.0	< 3.0	--	--	--	--	--	--	--	--	--	--	--	--	--	--	--	--	--
	6/21/2007	< 1.0	< 1.0	< 1.0	< 2.0	--	--	--	--	--	--	--	--	--	--	--	--	--	--	--	--	--
	12/7/2007	< 1.0	< 1.0	< 1.0	< 2.0	--	--	--	--	--	--	--	--	--	--	--	--	--	--	--	--	--
	5/30/2008	< 1.0	< 1.0	< 1.0	< 2.0	--	--	--	--	--	--	--	--	--	--	--	--	--	--	--	--	--
	12/11/2008	< 1.0	< 1.0	< 1.0	< 2.0	--	--	--	--	--	--	--	--	--	--	--	--	--	--	--	--	--
	4/27/2009	< 1.0	< 1.0	< 1.0	< 2.0	--	--	--	--	--	--	--	--	--	--	--	--	--	--	--	--	--
	6/11/2010	< 1.0	< 1.0	< 1.0	< 2.0	--	--	--	--	--	--	--	--	--	--	--	--	--	--	--	--	--
	11/10/2011	< 1.0	< 1.0	< 1.0	< 2.0	--	--	--	--	--	--	--	--	--	--	--	--	--	--	--	--	--
	6/26/2012	< 1.0	< 1.0	< 1.0	< 2.0	--	--	--	--	--	--	--	--	--	--	--	--	--	--	--	--	--
6/21/2013	< 1.0	< 1.0	< 1.0	< 2.0	--	--	--	--	--	--	--	--	--	--	--	--	--	--	--	--	--	
6/25/2014	< 0.150	0.290 J	< 0.230	< 0.8	< 1.64	< 0.330	< 0.260	< 0.350	< 0.250	< 0.460	< 0.640	< 0.280	< 0.310	< 0.160	19.9	< 0.280	< 0.0708	< 0.107	< 0.0834	< 0.261	750	
4/15/2015	< 1.0	< 1.0	< 1.0	< 3.0	< 8.6	< 1.0	< 1.0	< 1.1	< 1.0	< 2.5	< 1.0	< 1.0	< 1.0	< 1.0	--	< 1.0	--	--	--	--	--	

Table 2
Summary of Groundwater Analytical Results
WT-1 Compressor Station
Transwestern Pipeline Company, LLC
Lea County, New Mexico

Well ID	Sampling Date	Benzene	Toluene	Ethylbenzene	Xylenes (total)	Acetone	1,1-Dichloroethane (1,1-DCA)	1,2-Dichloroethane (EDC)	1,1-Dichloroethylene (1,1-DCE)	cis-1,2-Dichloroethylene	Methylene chloride	4-methyl-2-pentanone	Tetrachloroethylene (PCE)	1,1,1-Trichloroethane	Trichloroethylene (TCE)	Chloroform	Vinyl chloride	Naphthalene*	1-Methylnaphthalene	2-Methylnaphthalene	Total Naphthalenes	Sulfate	
New Mexico Water Quality Control Commission Standard		5	1000	700	620	NE	25	5	7	70	5	NE	5	200	5	100	2	30		30	600		
MW-13	5/24/2004	< 0.50	< 0.50	< 0.50	< 0.50	--	--	--	--	--	--	--	--	--	--	--	--	--	--	--	--	--	
	11/9/2004	< 0.50	< 0.50	< 0.50	< 0.50	--	--	--	--	--	--	--	--	--	--	--	--	--	--	--	--	--	
	4/11/2005	< 0.50	< 0.50	< 0.50	< 0.50	--	--	--	--	--	--	--	--	--	--	--	--	--	--	--	--	--	
	12/1/2005	< 0.50	< 0.50	< 0.50	< 0.50	--	--	--	--	--	--	--	--	--	--	--	--	--	--	--	--	--	
	5/10/2006	< 1.0	< 1.0	< 1.0	< 3.0	--	--	--	--	--	--	--	--	--	--	--	--	--	--	--	--	--	
	12/14/2006	< 1.0	< 1.0	< 1.0	< 3.0	--	--	--	--	--	--	--	--	--	--	--	--	--	--	--	--	--	
	6/21/2007	< 1.0	< 1.0	< 1.0	< 2.0	--	--	--	--	--	--	--	--	--	--	--	--	--	--	--	--	--	
	12/7/2007	< 1.0	< 1.0	< 1.0	< 2.0	--	--	--	--	--	--	--	--	--	--	--	--	--	--	--	--	--	
	5/30/2008	< 1.0	< 1.0	< 1.0	< 2.0	--	--	--	--	--	--	--	--	--	--	--	--	--	--	--	--	--	
	12/11/2008	< 1.0	< 1.0	< 1.0	< 2.0	--	--	--	--	--	--	--	--	--	--	--	--	--	--	--	--	--	
	4/27/2009	< 1.0	< 1.0	< 1.0	< 2.0	--	--	--	--	--	--	--	--	--	--	--	--	--	--	--	--	--	
	6/11/2010	< 1.0	< 1.0	< 1.0	< 2.0	--	--	--	--	--	--	--	--	--	--	--	--	--	--	--	--	--	
	11/10/2011	< 1.0	< 1.0	< 1.0	< 2.0	--	--	--	--	--	--	--	--	--	--	--	--	--	--	--	--	--	
	6/26/2012	< 1.0	< 1.0	< 1.0	< 2.0	--	--	--	--	--	--	--	--	--	--	--	--	--	--	--	--	--	
6/21/2013	< 1.0	< 1.0	< 1.0	< 2.0	--	--	--	--	--	--	--	--	--	--	--	--	--	--	--	--	--		
6/25/2014	< 0.150	< 0.280 J	< 0.230	< 0.8	< 1.64	< 0.330	< 0.260	< 0.350	< 0.250	< 0.460	< 0.640	< 0.280	< 0.310	< 0.160	< 0.290	< 0.280	< 0.0708	< 0.107	< 0.0834	< 0.261	168		
4/16/2015	< 1.0	< 1.0	< 1.0	< 3.0	< 8.6	< 1.0	< 1.0	< 1.1	< 1.0	< 2.5	< 1.0	< 1.0	< 1.0	< 1.0	--	< 1.0	--	--	--	--	--		
MW-14	5/25/2004	< 1.0	< 1.0	< 1.0	< 1.0	< 10	29	< 1.0	< 1.0	5.8	< 3.0	< 10	< 1.0	< 1.0	12	--	< 1.0	< 2.0	< 4.0	< 4.0	< 10	--	
	11/10/2004	< 1.0	< 1.0	< 1.0	< 1.0	< 10	24	< 1.0	< 1.0	5.0	< 3.0	< 10	< 1.0	< 1.0	10	--	< 1.0	< 2.0	< 4.0	< 4.0	< 10	--	
	4/12/2005	< 1.0	< 1.0	< 1.0	< 1.0	< 10	27	< 1.0	1.0	5.3	< 3.0	< 10	< 1.0	< 1.0	9.8	--	< 1.0	< 2.0	< 4.0	< 4.0	< 10	--	
	12/2/2005	< 1.0	< 1.0	< 1.0	< 1.0	< 10	26	< 1.0	< 1.0	5.0	< 3.0	< 10	< 1.0	< 1.0	8.9	--	< 1.0	< 2.0	< 4.0	< 4.0	< 10	--	
	5/11/2006	< 1.0	< 1.0	< 1.0	< 3.0	< 10	28	< 1.0	< 1.0	4.1	< 3.0	< 10	< 1.0	< 1.0	6.8	--	< 1.0	< 2.0	< 4.0	< 4.0	< 10	--	
	12/17/2006	< 1.0	< 1.0	< 1.0	< 3.0	< 10	28	< 1.0	< 1.0	4.5	< 3.0	< 10	< 1.0	< 1.0	7.4	--	< 1.0	< 2.0	< 4.0	< 4.0	< 10	--	
	6/21/2007	< 1.0	< 1.0	< 1.0	< 1.5	< 10	19	< 1.0	< 1.0	3.1	< 3.0	< 10	< 1.0	< 1.0	5.2	--	< 1.0	< 2.0	< 4.0	< 4.0	< 10	--	
	12/7/2007	< 1.0	< 1.0	< 1.0	< 1.5	< 10	18	< 1.0	< 1.0	2.4	< 3.0	< 10	< 1.0	< 1.0	4.7	--	< 1.0	< 2.0	< 4.0	< 4.0	< 10	--	
	6/2/2008	< 1.0	< 1.0	< 1.0	< 1.5	< 10	19	< 1.0	< 1.0	2.4	< 3.0	< 10	< 1.0	< 1.0	4.3	--	< 1.0	< 2.0	< 4.0	< 4.0	< 10	--	
	12/11/2008	< 1.0	< 1.0	< 1.0	< 1.5	< 10	19	< 1.0	< 1.0	2.7	< 3.0	< 10	< 1.0	< 1.0	3.7	--	< 1.0	< 2.0	< 4.0	< 4.0	< 10	--	
	4/28/2009	< 1.0	< 1.0	< 1.0	< 1.5	< 10	20	< 1.0	< 1.0	2.3	< 3.0	< 10	< 1.0	< 1.0	3.5	--	< 1.0	< 2.0	< 4.0	< 4.0	< 10	--	
	6/13/2010	< 1.0	< 1.0	< 1.0	< 1.5	< 10	16	< 1.0	< 1.0	1.8	< 3.0	< 10	< 1.0	< 1.0	2.4	--	< 1.0	< 2.0	< 4.0	< 4.0	< 10	--	
	11/9/2011	< 1.0	< 1.0	< 1.0	< 1.5	< 10	12	< 1.0	< 1.0	1.1	< 3.0	< 10	< 1.0	< 1.0	1.2	--	< 1.0	< 2.0	< 4.0	< 4.0	< 10	--	
	6/27/2012	< 1.0	< 1.0	< 1.0	< 1.5	< 10	12	< 1.0	< 1.0	< 1.0	< 3.0	< 10	< 1.0	< 1.0	1.3	--	< 1.0	< 2.0	< 4.0	< 4.0	< 10	--	
	6/20/2013	< 1.0	< 1.0	< 1.0	< 1.5	< 10	11	< 1.0	< 1.0	< 1.0	< 3.0	< 10	< 1.0	< 1.0	< 1.0	--	< 1.0	< 2.0	< 4.0	< 4.0	< 10	--	
	6/26/2014	0.430 J	< 0.210	< 0.230	< 0.8	< 1.64	11.0	< 0.260	< 0.350	0.290 J	< 0.460	< 0.640	< 0.280	< 0.310	0.490 J	< 0.290	< 0.280	< 0.0708	< 0.107	< 0.0834	< 0.261	506	
	4/15/2015	< 1.0	< 1.0	< 1.0	< 3.0	< 8.6	10.0	< 1.0	< 1.1	< 1.0	< 2.5	< 1.0	< 1.0	< 1.0	< 1.0	--	< 1.0	--	--	--	--	--	
	4/14/2016	< 1.0	< 1.0	< 1.0	< 1.5	< 10	6.7	< 1.0	< 1.0	< 1.0	< 3.0	< 10	< 1.0	< 1.0	< 1.0	< 1.0	< 1.0	< 1.0	< 10	< 10	< 10	< 30	520
	4/26/2017	< 1.0	< 1.0	< 1.0	< 1.5	< 10	6.7	< 1.0	< 1.0	< 1.0	< 3.0	< 10	< 1.0	< 1.0	< 1.0	< 1.0	< 1.0	< 1.0	< 2.0	< 4.0	< 4.0	< 10	--
4/24/2018	< 1.0	< 1.0	< 1.0	< 1.5	< 10	6.7	< 1.0	< 1.0	< 1.0	< 3.0	< 10	< 1.0	< 1.0	< 1.0	< 1.0	< 1.0	< 1.0	< 2.0	< 4.0	< 4.0	< 10	540	
7/2/2018	< 1.0	< 1.0	< 1.0	< 1.5	< 10	6.3	< 1.0	< 1.0	< 1.0	< 3.0	< 10	< 1.0	< 1.0	< 1.0	< 1.0	< 1.0	< 1.0	< 2.0	< 4.0	< 4.0	< 10	470	
3/21/2019	< 1.0	< 1.0	< 1.0	< 1.5	< 10	6.3	< 1.0	< 1.0	< 1.0	< 3.0	< 10	< 1.0	< 1.0	< 1.0	< 1.0	< 1.0	< 1.0	< 2.0	< 4.0	< 4.0	< 10	650	
3/25/2020	< 1.0	< 1.0	< 1.0	< 1.5	< 10	6.0	< 1.0	< 1.0	< 1.0	< 3.0	< 10	< 1.0	< 1.0	< 1.0	< 1.0	< 1.0	< 1.0	< 2.0	< 4.0	< 4.0	< 10	590	

Table 2
Summary of Groundwater Analytical Results
WT-1 Compressor Station
Transwestern Pipeline Company, LLC
Lea County, New Mexico

Well ID	Sampling Date	Benzene	Toluene	Ethylbenzene	Xylenes (total)	Acetone	1,1-Dichloroethane (1,1-DCA)	1,2-Dichloroethane (EDC)	1,1-Dichloroethylene (1,1-DCE)	cis-1,2-Dichloroethylene	Methylene chloride	4-methyl-2-pentanone	Tetrachloroethylene (PCE)	1,1,1-Trichloroethane	Trichloroethylene (TCE)	Chloroform	Vinyl chloride	Naphthalene*	1-Methylnaphthalene	2-Methylnaphthalene	Total Naphthalenes	Sulfate
New Mexico Water Quality Control Commission Standard		5	1000	700	620	NE	25	5	7	70	5	NE	5	200	5	100	2	30		30	600	
MW-15	5/25/2004	< 1.0	< 1.0	< 1.0	< 1.0	< 10	2.5	< 1.0	2.6	< 1.0	< 3.0	< 10	< 1.0	1.9	< 1.0	--	< 2.0	< 2.0	< 4.0	< 4.0	< 10	--
	5/25/2004	< 1.0	< 1.0	< 1.0	< 1.0	< 10	2.4	< 1.0	2.6	< 1.0	< 3.0	< 10	< 1.0	1.9	< 1.0	--	< 1.0	< 2.0	< 4.0	< 4.0	< 10	--
	11/9/2004	< 1.0	< 1.0	< 1.0	< 1.0	< 10	2.5	< 1.0	1.9	< 1.0	< 3.0	< 10	< 1.0	2.7	< 1.0	--	< 1.0	< 2.0	< 4.0	< 4.0	< 10	--
	4/12/2005	< 1.0	< 1.0	< 1.0	< 1.0	< 10	3.7	< 1.0	2.6	< 1.0	< 3.0	< 10	< 1.0	1.9	< 1.0	--	< 1.0	< 2.0	< 4.0	< 4.0	< 10	--
	12/2/2005	< 1.0	< 1.0	< 1.0	< 1.0	< 10	2.5	< 1.0	2.1	< 1.0	< 3.0	< 10	< 1.0	1.9	< 1.0	--	< 1.0	< 2.0	< 4.0	< 4.0	< 10	--
	5/11/2006	< 1.0	< 1.0	< 1.0	< 3.0	< 10	2.3	< 1.0	2.4	< 1.0	< 3.0	< 10	< 1.0	1.7	< 1.0	--	< 1.0	< 2.0	< 4.0	< 4.0	< 10	--
	12/17/2006	< 1.0	< 1.0	< 1.0	< 3.0	< 10	3.1	< 1.0	1.7	< 1.0	< 3.0	< 10	< 1.0	1.9	< 1.0	--	< 1.0	< 2.0	< 4.0	< 4.0	< 10	--
	6/21/2007	< 1.0	< 1.0	< 1.0	< 1.5	< 10	2.1	< 1.0	1.6	< 1.0	< 3.0	< 10	< 1.0	1.4	< 1.0	--	< 1.0	< 2.0	< 4.0	< 4.0	< 10	--
	12/7/2007	< 1.0	< 1.0	< 1.0	< 1.5	< 10	1.7	< 1.0	1.4	< 1.0	< 3.0	< 10	< 1.0	1.1	< 1.0	--	< 1.0	< 2.0	< 4.0	< 4.0	< 10	--
	6/2/2008	< 1.0	< 1.0	< 1.0	< 1.5	< 10	2.0	< 1.0	1.9	< 1.0	< 3.0	< 10	< 1.0	1.1	< 1.0	--	< 1.0	< 2.0	< 4.0	< 4.0	< 10	--
	12/11/2008	< 1.0	< 1.0	< 1.0	< 1.5	< 10	1.6	< 1.0	1.7	< 1.0	< 3.0	< 10	< 1.0	1.0	< 1.0	--	< 1.0	< 2.0	< 4.0	< 4.0	< 10	--
	4/28/2009	< 1.0	< 1.0	< 1.0	< 1.5	< 10	1.6	< 1.0	1.4	< 1.0	< 3.0	< 10	< 1.0	< 1.0	< 1.0	--	< 1.0	< 2.0	< 4.0	< 4.0	< 10	--
	6/13/2010	< 1.0	< 1.0	< 1.0	< 1.5	< 10	1.4	< 1.0	1.3	< 1.0	< 3.0	< 10	< 1.0	1.0	< 1.0	--	< 1.0	< 2.0	< 4.0	< 4.0	< 10	--
	11/10/2011	< 1.0	< 1.0	< 1.0	< 1.5	< 10	1.3	< 1.0	1.2	< 1.0	< 3.0	< 10	< 1.0	< 1.0	< 1.0	--	< 1.0	< 2.0	< 4.0	< 4.0	< 10	--
	6/26/2012	< 1.0	< 1.0	< 1.0	< 1.5	< 10	1.7	< 1.0	1.6	< 1.0	< 3.0	< 10	< 1.0	< 1.0	< 1.0	--	< 1.0	< 2.0	< 4.0	< 4.0	< 10	--
6/21/2013	< 1.0	< 1.0	< 1.0	< 1.5	< 10	1.4	< 1.0	1.2	< 1.0	< 3.0	< 10	< 1.0	< 1.0	< 1.0	--	< 1.0	< 2.0	< 4.0	< 4.0	< 10	--	
6/25/2014	< 0.150	0.220 J	< 0.230	< 0.8	< 1.64	1.60	< 0.260	1.27	< 0.250	< 0.460	< 0.640	< 0.280	0.570 J	< 0.160	0.820	< 0.280	< 0.0708	< 0.107	< 0.0834	< 0.261	476	
4/15/2015	< 1.0	< 1.0	< 1.0	< 3.0	< 8.6	3.8	< 1.0	< 1.1	< 1.0	< 2.5	< 1.0	< 1.0	2.1	< 1.0	--	< 1.0	--	--	--	--	--	
MW-16	5/25/2004	< 1.0	< 1.0	< 1.0	< 1.0	< 10	1.5	< 1.0	2.1	< 1.0	< 3.0	< 10	6.6	< 1.0	< 1.0	--	< 1.0	< 2.0	< 4.0	< 4.0	< 10	--
	11/9/2004	< 1.0	< 1.0	< 1.0	< 1.0	< 10	1.3	< 1.0	1.0	< 1.0	< 3.0	< 10	8.3	< 1.0	< 1.0	--	< 1.0	< 2.0	< 4.0	< 4.0	< 10	--
	4/12/2005	< 1.0	< 1.0	< 1.0	< 1.0	< 10	2.3	< 1.0	2.0	< 1.0	< 3.0	< 10	5.6	< 1.0	< 1.0	--	< 1.0	< 2.0	< 4.0	< 4.0	< 10	--
	12/2/2005	< 1.0	< 1.0	< 1.0	< 1.0	< 10	< 2.0	< 1.0	1.4	< 1.0	< 3.0	< 10	5.2	< 1.0	< 1.0	--	< 1.0	< 2.0	< 4.0	< 4.0	< 10	--
	5/11/2006	< 1.0	< 1.0	< 1.0	< 3.0	< 10	< 2.0	< 1.0	1.8	< 1.0	< 3.0	< 10	5.1	< 1.0	1.3	--	< 1.0	< 2.0	< 4.0	< 4.0	< 10	--
	12/17/2006	< 1.0	< 1.0	< 1.0	< 3.0	< 10	< 2.0	< 1.0	1.2	< 1.0	< 3.0	< 10	4.0	< 1.0	1.3	--	< 1.0	< 2.0	< 4.0	< 4.0	< 10	--
	6/21/2007	< 1.0	< 1.0	< 1.0	< 1.5	< 10	1.1	< 1.0	1.2	< 1.0	< 3.0	< 10	4.8	< 1.0	< 1.0	--	< 1.0	< 2.0	< 4.0	< 4.0	< 10	--
	12/7/2007	< 1.0	< 1.0	< 1.0	< 1.5	< 10	< 1.0	< 1.0	< 1.0	< 1.0	< 3.0	< 10	3.9	< 1.0	< 1.0	--	< 1.0	< 2.0	< 4.0	< 4.0	< 10	--
	6/2/2008	< 1.0	< 1.0	< 1.0	< 1.5	< 10	< 1.0	< 1.0	< 1.0	< 1.0	< 3.0	< 10	4.0	< 1.0	< 1.0	--	< 1.0	< 2.0	< 4.0	< 4.0	< 10	--
	12/11/2008	< 1.0	< 1.0	< 1.0	< 1.5	< 10	< 1.0	< 1.0	< 1.0	< 1.0	< 3.0	< 10	4.3	< 1.0	< 1.0	--	< 1.0	< 2.0	< 4.0	< 4.0	< 10	--
	4/28/2009	< 1.0	< 1.0	< 1.0	< 1.5	< 10	< 1.0	< 1.0	< 1.0	< 1.0	< 3.0	< 10	4.4	< 1.0	< 1.0	--	< 1.0	< 2.0	< 4.0	< 4.0	< 10	--
	6/13/2010	< 1.0	< 1.0	< 1.0	< 1.5	< 10	< 1.0	< 1.0	< 1.0	< 1.0	< 3.0	< 10	3.7	< 1.0	< 1.0	--	< 1.0	< 2.0	< 4.0	< 4.0	< 10	--
	11/10/2011	< 1.0	< 1.0	< 1.0	< 1.5	< 10	< 1.0	< 1.0	< 1.0	< 1.0	< 3.0	< 10	2.5	< 1.0	< 1.0	--	< 1.0	< 2.0	< 4.0	< 4.0	< 10	--
	6/26/2012	< 1.0	< 1.0	< 1.0	< 1.5	< 10	< 1.0	< 1.0	< 1.0	< 1.0	< 3.0	< 10	2.9	< 1.0	< 1.0	--	< 1.0	< 2.0	< 4.0	< 4.0	< 10	--
	6/21/2013	< 1.0	< 1.0	< 1.0	< 1.5	< 10	< 1.0	< 1.0	< 1.0	< 1.0	< 3.0	< 10	2.2	< 1.0	< 1.0	--	< 1.0	< 2.0	< 4.0	< 4.0	< 10	--
6/26/2014	< 0.150	0.250 J	< 0.230	< 0.8	< 1.64	0.670 J	< 0.260	< 0.350	< 0.250	< 0.460	< 0.640	1.04	< 0.310	0.190 J	< 0.290	< 0.280	< 0.0708	< 0.107	< 0.0834	< 0.261	606	
4/15/2015	< 1.0	< 1.0	< 1.0	< 3.0	< 8.6	< 1.0	< 1.0	< 1.1	< 1.0	< 2.5	< 1.0	< 1.0	1.5	< 1.0	< 1.0	--	< 1.0	--	--	--	--	

Table 2
Summary of Groundwater Analytical Results
WT-1 Compressor Station
Transwestern Pipeline Company, LLC
Lea County, New Mexico

Well ID	Sampling Date	Benzene	Toluene	Ethylbenzene	Xylenes (total)	Acetone	1,1-Dichloroethane (1,1-DCA)	1,2-Dichloroethane (EDC)	1,1-Dichloroethylene (1,1-DCE)	cis-1,2-Dichloroethylene	Methylene chloride	4-methyl-2-pentanone	Tetrachloroethylene (PCE)	1,1,1-Trichloroethane	Trichloroethylene (TCE)	Chloroform	Vinyl chloride	Naphthalene*	1-Methylnaphthalene	2-Methylnaphthalene	Total Naphthalenes	Sulfate
New Mexico Water Quality Control Commission Standard		5	1000	700	620	NE	25	5	7	70	5	NE	5	200	5	100	2	30		30	600	
MW-17	11/10/2004	< 1.0	< 1.0	< 1.0	< 1.0	< 10	1.9	< 1.0	2.6	< 1.0	< 3.0	< 10	1.7	< 1.0	< 1.0	--	< 1.0	< 2.0	< 4.0	< 4.0	< 10	--
	4/12/2005	< 1.0	< 1.0	< 1.0	< 1.0	< 10	3.0	< 1.0	2.8	< 1.0	< 3.0	< 10	1.7	< 1.0	< 1.0	--	< 1.0	< 2.0	< 4.0	< 4.0	< 10	--
	12/2/2005	< 1.0	< 1.0	< 1.0	< 1.0	< 10	2.1	< 1.0	2.7	< 1.0	< 3.0	< 10	2.1	< 1.0	< 1.0	--	< 1.0	< 2.0	< 4.0	< 4.0	< 10	--
	5/11/2006	< 1.0	< 1.0	< 1.0	< 1.0	< 10	1.7	< 1.0	< 1.0	< 1.0	< 3.0	< 10	1	< 1.0	< 1.0	--	< 1.0	< 2.0	< 4.0	< 4.0	< 10	--
	12/15/2006	< 1.0	< 1.0	< 1.0	< 3.0	< 10	< 2.0	< 1.0	1.9	< 1.0	< 3.0	< 10	1.4	< 1.0	1.2	--	< 1.0	< 2.0	< 4.0	< 4.0	< 10	--
	6/21/2007	< 1.0	< 1.0	< 1.0	< 1.5	< 10	1.5	< 1.0	2.0	< 1.0	< 3.0	< 10	1.7	< 1.0	< 1.0	--	< 1.0	< 2.0	< 4.0	< 4.0	< 10	--
	12/7/2007	< 1.0	< 1.0	< 1.0	< 1.5	< 10	1.2	< 1.0	1.6	< 1.0	< 3.0	< 10	1.7	< 1.0	< 1.0	--	< 1.0	< 2.0	< 4.0	< 4.0	< 10	--
	6/2/2008	< 1.0	< 1.0	< 1.0	< 1.5	< 10	1.5	< 1.0	1.8	< 1.0	< 3.0	< 10	1.6	< 2.0	< 1.0	--	< 1.0	< 2.0	< 4.0	< 4.0	< 10	--
	12/11/2008	< 1.0	< 1.0	< 1.0	< 1.5	< 10	1.2	< 1.0	1.6	< 1.0	< 3.0	< 10	1.8	< 1.0	< 1.0	--	< 1.0	< 2.0	< 4.0	< 4.0	< 10	--
	4/28/2009	< 1.0	< 1.0	< 1.0	< 1.5	< 10	1.2	< 1.0	1.5	< 1.0	< 3.0	< 10	2.0	< 1.0	< 1.0	--	< 1.0	< 2.0	< 4.0	< 4.0	< 10	--
	6/13/2010	< 1.0	< 1.0	< 1.0	< 1.5	< 10	1.1	< 1.0	1.2	< 1.0	< 3.0	< 10	1.8	< 1.0	< 1.0	--	< 1.0	< 2.0	< 4.0	< 4.0	< 10	--
	11/9/2011	< 1.0	< 1.0	< 1.0	< 1.5	< 10	< 1.0	< 1.0	< 1.0	< 1.0	< 3.0	< 10	1.5	< 1.0	< 1.0	--	< 1.0	< 2.0	< 4.0	< 4.0	< 10	--
	6/27/2012	< 1.0	< 1.0	< 1.0	< 1.5	< 10	< 1.0	< 1.0	1.1	< 1.0	< 3.0	< 10	1.5	< 1.0	< 1.0	--	< 1.0	< 2.0	< 4.0	< 4.0	< 10	--
	6/20/2013	< 1.0	< 1.0	< 1.0	< 1.5	< 10	< 1.0	< 1.0	< 1.0	< 1.0	< 3.0	< 10	1.3	< 1.0	< 1.0	--	< 1.0	< 2.0	< 4.0	< 4.0	< 10	--
	6/26/2014	< 0.150	< 0.210	< 0.230	< 0.8	< 1.64	0.830 J	< 0.260	0.490 J	< 0.250	< 0.460	< 0.640	0.580 J	< 0.310	0.240 J	1.06	< 0.280	< 0.0708	< 0.107	< 0.0834	< 0.261	558
4/15/2015	< 1.0	< 1.0	< 1.0	< 3.0	< 8.6	< 1.0	< 1.0	< 1.1	< 1.0	< 2.5	< 1.0	< 1.0	< 1.0	< 1.0	--	< 1.0	--	--	--	--	--	
6/2/2020	< 1.0	< 1.0	< 1.0	< 1.5	< 10	< 1.0	< 1.0	< 1.0	< 1.0	< 1.0	< 3.0	< 10	< 1.0	< 1.0	< 1.0	< 1.0	< 1.0	< 2.0	< 4.0	< 4.0	< 10	490

Notes:

- 1) Total Naphthalenes = Naphthalene + 1-Methylnaphthalene + 2-Methylnaphthalene
- 2) * = Naphthalene data by VOC method 8260 not included in 2015 data
- 3) ""-"" = Analysis for this constituent was not run on samples collected during this sample event
- 4) ""J"" = Analyte detected below quantitation limits
- 5) Bold and less than indicates the sample detection limit was higher than the NMWQCC standard
- 6) Concentrations in Bold and highlighted exceed the NMWQCC standard
- 7) All data supplied by Apex TITAN, Inc.

Table 3
Summary of ISEB Monitoring Analytical Results
WT-1 Compressor Station
Lea County, New Mexico

Well ID	Sampling Date	Benzene	Toluene	Ethylbenzene	Xylenes (total)	1,1-Dichloroethane (1,1-DCA)	1,1-Dichloroethylene (1,1-DCE)	cis-1,2-Dichloroethylene	Trichloroethylene (TCE)	Naphthalene	1-Methylnaphthalene	2-Methylnaphthalene	Total Naphthalenes	Sulfate
New Mexico Water Quality Control Commission Standard		5	1000	700	620	25	7	70	5	30		30	600	
SVE-1A	3/21/2019	46	12	17	27	320	7.2	390	14	14	< 8.0	< 8.0	14	< 2.5
	6/28/2019	3.6	< 2.0	2.5	11	28	< 2.0	32	2.6	< 4.0	< 8.0	< 8.0	< 20	7,000
	9/17/2019	26	2.3	6.9	6.0	400	11	390	18	5.3	< 8.0	< 8.0	5.3	4,400
	12/5/2019	19	< 2.0	8.7	< 3.0	73	2.3	74	6.4	8.1	< 2.0	< 2.0	8.1	7,900
	3/25/2020	30	< 10	17	< 15	210	5.8	200	16	15	< 8.0	< 8.0	15.0	2,400
	6/2/2020	23	2.4	16	< 3.0	280	6.0	260	17	15	< 8.0	< 8.0	15	1,400
	9/22/2020	20	< 5.0	19	< 7.5	200	7.0	190	13	15	< 20	< 20	15	1,200
12/14/2020	20	< 2.0	14	< 3.0	70	2.2	78	7.3	17	< 8.0	< 8.0	17	720	
SVE-5	4/15/2016	1600	27	100	640	< 10	< 10	< 10	< 10	30	< 40	< 40	30	< 2.5
	4/25/2017	1400	< 10	140	810	< 10	< 10	< 10	< 10	40	< 40	< 40	40	< 2.5
	10/9/2017	700	8.8	67	270	--	--	--	--	33	< 20	< 20	33	5700
	2/1/2018	780	20	130	550	< 5.0	< 5.0	< 5.0	< 5.0	58	39	56	153	250
	4/25/2018	950	24	260	1100	< 20	< 20	< 20	< 20	180	140	220	540	36
	11/14/2018	670	< 10	79	270	< 10	< 10	< 10	< 10	38	< 40	41	79	--
	3/20/2019	840	< 10	140	520	< 10	< 10	< 10	< 10	38	< 40	< 40	38	6.0
	6/28/2019	520	< 10	74	300	< 10	< 10	< 10	< 10	32	< 40	< 40	32	8,900
	9/17/2019	550	< 10	78	320	< 10	< 10	< 10	< 10	23	< 40	< 40	23	6,700
	12/5/2019	1200	< 20	< 20	900	< 20	< 20	< 20	< 20	70	< 80	80	150	4,100
	3/25/2020	710	< 20	69	360	< 20	< 20	< 20	< 20	< 40	< 80	< 80	< 200	2,600
	6/2/2020	430	< 10	58	300	< 10	< 10	< 10	< 10	29	< 40	< 40	29	1,700
9/22/2020	470	7.4	63	190	< 5.0	< 5.0	< 5.0	< 5.0	25	< 20	21	46	660	
12/14/2020	950	7.7	120	450	< 5.0	< 5.0	< 5.0	< 5.0	20	< 5.0	20	40	18,000	
SVE-12	4/15/2016	< 1.0	< 1.0	< 1.0	< 1.5	< 1.0	< 1.0	< 1.0	< 1.0	< 10	< 10	< 10	< 30	760
	4/25/2017	430	1.1	60	13	< 1.0	< 1.0	< 1.0	< 1.0	< 2.0	7.0	< 4.0	7.0	--
	4/25/2018	2,100	< 10	210	270	< 10	< 10	< 10	< 10	30	< 40	< 40	30	8,400
	11/14/2018	2,100	< 10	140	200	< 10	< 10	< 10	< 10	< 20	< 40	< 40	< 100	200
	3/20/2019	2,500	< 10	180	270	< 10	< 10	< 10	< 10	< 20	< 40	< 40	< 100	200
	6/28/2019	2,200	< 10	140	180	< 10	< 10	< 10	< 10	< 20	< 40	< 40	< 100	5,700
	9/17/2019	2,300	< 10	170	190	< 10	< 10	< 10	< 10	< 20	< 40	< 40	< 100	1,400
	12/5/2019	1,900	< 10	210	170	< 10	< 10	< 10	< 10	< 20	< 40	< 40	< 100	5,800
	3/25/2020	2,600	< 10	260	220	< 10	< 10	< 10	< 10	< 20	< 40	< 40	< 100	1,900
	6/2/2020	2,600	< 20	290	190	< 20	< 20	< 20	< 20	< 40	< 80	< 80	< 200	2,600
	9/22/2020	2,200	< 20	260	< 20	< 20	< 20	< 20	< 20	< 40	< 80	< 80	< 200	340
12/14/2020	3,000	< 20	210	120	< 20	< 20	< 20	< 20	< 40	< 80	< 80	< 200	10,000	

Table 3
Summary of ISEB Monitoring Analytical Results
WT-1 Compressor Station
Lea County, New Mexico

Well ID	Sampling Date	Benzene	Toluene	Ethylbenzene	Xylenes (total)	1,1-Dichloroethane (1,1-DCA)	1,1-Dichloroethylene (1,1-DCE)	cis-1,2-Dichloroethylene	Trichloroethylene (TCE)	Naphthalene	1-Methylnaphthalene	2-Methylnaphthalene	Total Naphthalenes	Sulfate
New Mexico Water Quality Control Commission Standard		5	1000	700	620	25	7	70	5	30			30	600
SVE-13	4/15/2016	430	< 5.0	37	13	<5.0	< 5.0	< 5.0	< 5.0	< 10	< 20	< 20	< 50	400
	4/25/2017	3,300	< 2.0	290	630	< 2.0	< 2.0	< 2.0	< 2.0	54	25	36	115	--
	2/1/2018	450	< 10	80	< 15	< 10	< 10	< 10	< 10	< 20	< 40	< 40	< 100	700
	4/25/2018	430	< 5.0	61	< 7.5	<5.0	< 5.0	< 5.0	< 5.0	< 10	< 20	< 20	< 50	430
	11/14/2018	400	< 2.0	45	7.2	< 2.0	< 2.0	< 2.0	< 2.0	< 4.0	< 8.0	< 8.0	< 20	510
	3/20/2019	380	< 2.0	31	4.0	< 2.0	< 2.0	< 2.0	< 2.0	< 4.0	< 8.0	< 8.0	< 20	640
	6/28/2019	400	< 2.0	43	7.6	< 2.0	< 2.0	< 2.0	< 2.0	< 4.0	< 8.0	< 8.0	< 20	700
	9/17/2019	440	< 2.0	38	4.0	< 2.0	< 2.0	< 2.0	< 2.0	< 4.0	< 8.0	< 8.0	< 20	610
	3/25/2020	470	<5.0	16	<7.5	< 2.0	< 2.0	< 2.0	< 2.0	< 4.0	< 8.0	< 8.0	< 20	470
	6/2/2020	490	< 5.0	10	< 7.5	< 5.0	< 5.0	< 5.0	< 5.0	< 10	< 20	< 20	< 30	470
9/22/2020	470	< 5.0	< 5.0	9.6	< 5.0	< 5.0	< 5.0	< 5.0	< 10	< 20	< 20	< 30	500	
12/14/2020	460	< 2.0	6.7	9.6	< 2.0	< 2.0	< 2.0	< 2.0	< 4.0	< 8.0	< 8.0	< 20	700	
SVE-14	4/15/2016	37	< 10	34	160	< 10	< 10	< 10	< 10	< 20	< 40	< 40	< 100	91
	4/25/2017	210	1.3	73	260	< 1.0	< 1.0	< 1.0	< 1.0	7.1	6.5	4.2	17.8	50
	2/1/2018	83	< 1.0	39	110	< 1.0	< 1.0	< 1.0	< 1.0	5.3	9.1	4.3	18.7	160
	4/25/2018	51	< 5.0	31	55	< 5.0	< 5.0	< 5.0	< 5.0	< 10	< 20	< 20	< 50	180
	3/20/2019	29	< 2.5	25	42	< 2.5	< 2.5	< 2.5	< 2.5	< 5.0	< 10	< 10	< 25	330
	3/25/2020	17	<5.0	22	23	< 2.5	< 2.5	< 2.5	< 2.5	< 5.0	< 10	< 10	< 25	450
	9/22/2020	17	< 5.0	17	9	< 5.0	< 5.0	< 5.0	< 5.0	< 10	< 20	< 20	< 50	510
	12/14/2020	77	< 5.0	29	25	< 2.0	< 2.0	< 2.0	< 2.0	< 4.0	< 8.0	< 8.0	< 20	400
MW-5	3/21/2019	13	1.4	3.7	4.7	84	1.2	28	20	4.6	< 4.0	< 4.0	4.6	< 2.5
	6/28/2019	16	2.6	5.4	8.8	100	< 2.0	27	20	7.0	< 8.0	< 8.0	7.0	< 5.0
	9/17/2019	15	2.4	5.9	8.9	110	< 2.0	32	25	8.3	< 8.0	< 8.0	8.3	< 5.0
	12/5/2019	12	<2.0	4.2	7.1	79	< 2.0	21	17	6.8	< 8.0	< 8.0	6.8	< 5.0
	3/24/2020	16	2.2	5.4	8.3	110	< 2.0	< 2.0	21	7.8	< 8.0	< 8.0	7.8	< 5.0
	6/2/2020	16	2.7	6.8	10.0	110	1.2	30	21	9.4	< 4.0	< 4.0	9.4	< 5.0
	9/22/2020	13	2.3	5.8	8.2	110	1.7	27	22	8.0	< 4.0	< 4.0	8.0	3.2
12/14/2020	15	2.2	5.4	6.0	97	< 2.0	32	21	7.6	< 8.0	< 8.0	7.6	1.8	

Table 3
Summary of ISEB Monitoring Analytical Results
WT-1 Compressor Station
Lea County, New Mexico

Well ID	Sampling Date	Benzene	Toluene	Ethylbenzene	Xylenes (total)	1,1-Dichloroethane (1,1-DCA)	1,1-Dichloroethylene (1,1-DCE)	cis-1,2-Dichloroethylene	Trichloroethylene (TCE)	Naphthalene	1-Methylnaphthalene	2-Methylnaphthalene	Total Naphthalenes	Sulfate	
New Mexico Water Quality Control Commission Standard		5	1000	700	620	25	7	70	5	30			30	600	
MW-8	4/24/2018	2.9	< 1.0	< 1.0	< 1.5	63	2.6	69	28	< 2.0	< 4.0	< 4.0	< 10	96	
	7/2/2018	3.0	< 1.0	< 1.0	< 1.5	61	2.6	69	25	< 2.0	< 4.0	< 4.0	< 10	96	
	11/14/2018	4.2	< 1.0	< 1.0	< 1.5	40	1.6	43	18	< 2.0	< 4.0	< 4.0	< 10	150	
	3/21/2019	1.5	< 1.0	< 1.0	< 1.5	32	1.1	34	15	< 2.0	< 4.0	< 4.0	< 10	150	
	12/5/2019	< 2.0	< 2.0	< 2.0	< 3.0	< 2.0	< 2.0	< 2.0	< 2.0	< 4.0	< 8.0	< 8.0	< 20	30000	
	3/24/2020	2.5	< 1.0	< 1.0	< 1.5	46	1.9	50	19	< 4.0	< 8.0	< 8.0	< 20	3100	
	6/2/2020	2.5	< 1.0	< 1.0	< 1.5	46	1.8	54	20	< 2.0	< 4.0	< 4.0	< 10	1100	
	9/22/2020	2.2	< 1.0	< 1.0	< 1.5	43	2.0	51	17	< 2.0	< 4.0	< 4.0	< 10	340	
12/14/2020	2.8	< 1.0	< 1.0	< 1.5	38	1.6	61	19	< 2.0	< 4.0	< 4.0	< 10	290		
MW-10	4/25/2017	5,550	10	490	2,400	< 10	< 10	< 10	< 10	190	280	360	830	13	
	10/9/2017	5,200	< 1.0	330	2,100	< 10	--	--	--	< 30	< 30	< 30	< 30	640	
	2/1/2018	5,900	23	390	2,000	< 5.0	< 5.0	< 5.0	< 5.0	51	30	34	116	900	
	4/26/2018	5,500	< 20	340	1,900	< 20	< 20	< 20	< 20	< 40	< 80	< 80	< 200	26,000	
	11/14/2018	5,100	< 20	340	2,300	< 20	< 20	< 20	< 20	< 40	< 80	< 80	< 200	72	
	3/20/2019	6,300	< 20	450	2,900	< 20	< 20	< 20	< 20	44	< 80	< 80	44	< 2.5	
	6/28/2019	4,900	< 20	290	1,900	< 20	< 20	< 20	< 20	44	< 80	< 80	44	38	
	9/17/2019	Well Obstructed													
	12/5/2019	Not Sampled Due to Presence of LNAPL													
	3/25/2020	5,800	< 20	370	2,400	< 20	< 20	< 20	< 20	< 20	45	< 80	< 80	45	54
6/22/2020	6,200	< 20	370	2,400	< 20	< 20	< 20	< 20	< 20	41	< 80	< 80	41	15	
9/22/2020	Not Sampled Due to Presence of LNAPL														

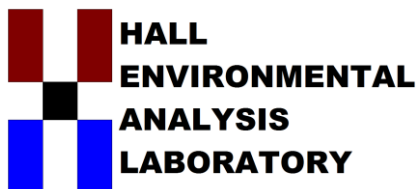
Notes:

- 1) Total Naphthalenes = Naphthalene + 1-Methylnaphthalene + 2-Methylnaphthalene
- 6) Concentrations in Bold exceed the NMWQCC standard
- 7) ug/L = micrograms per liter
- 8) mg/L = milligrams per liter

Appendices

Appendix A

Groundwater Laboratory Analytical Reports



Hall Environmental Analysis Laboratory
4901 Hawkins NE
Albuquerque, NM 87109
TEL: 505-345-3975 FAX: 505-345-4107
Website: clients.hallenvironmental.com

October 19, 2020

Christine Mathews

GHD

6121 Indian School Road, NE #200

Albuquerque, NM 87110

TEL: (505) 884-0672

FAX:

RE: WT-1

OrderNo.: 2003C95

Dear Christine Mathews:

Hall Environmental Analysis Laboratory received 18 sample(s) on 3/27/2020 for the analyses presented in the following report.

These were analyzed according to EPA procedures or equivalent. To access our accredited tests please go to www.hallenvironmental.com or the state specific web sites. In order to properly interpret your results, it is imperative that you review this report in its entirety. See the sample checklist and/or the Chain of Custody for information regarding the sample receipt temperature and preservation. Data qualifiers or a narrative will be provided if the sample analysis or analytical quality control parameters require a flag. When necessary, data qualifiers are provided on both the sample analysis report and the QC summary report, both sections should be reviewed. All samples are reported, as received, unless otherwise indicated. Lab measurement of analytes considered field parameters that require analysis within 15 minutes of sampling such as pH and residual chlorine are qualified as being analyzed outside of the recommended holding time.

Please don't hesitate to contact HEAL for any additional information or clarifications.

ADHS Cert #AZ0682 -- NMED-DWB Cert #NM9425 -- NMED-Micro Cert #NM0901

Sincerely,

A handwritten signature in black ink, appearing to read "Andy Freeman", is written over a white background.

Andy Freeman

Laboratory Manager

4901 Hawkins NE

Albuquerque, NM 87109

Analytical Report

Lab Order: 2003C95

Date Reported: 10/19/2020

Hall Environmental Analysis Laboratory, Inc.

CLIENT: GHD
Project: WT-1

Lab Order: 2003C95

Lab ID: 2003C95-001

Collection Date: 3/24/2020 9:30:00 AM

Client Sample ID: GW-11209238-032420-CN-MW-4

Matrix: AQUEOUS

Analyses	Result	RL	Qual	Units	DF	Date Analyzed	Batch ID
EPA METHOD 300.0: ANIONS							Analyst: CAS
Sulfate	570	50	*	mg/L	100	3/31/2020 2:10:09 PM	R67744
EPA METHOD 8260B: VOLATILES							Analyst: RAA
Benzene	ND	1.0		µg/L	1	4/1/2020 7:35:00 PM	R67751
Toluene	ND	1.0		µg/L	1	4/1/2020 7:35:00 PM	R67751
Ethylbenzene	ND	1.0		µg/L	1	4/1/2020 7:35:00 PM	R67751
Methyl tert-butyl ether (MTBE)	ND	1.0		µg/L	1	4/1/2020 7:35:00 PM	R67751
1,2,4-Trimethylbenzene	ND	1.0		µg/L	1	4/1/2020 7:35:00 PM	R67751
1,3,5-Trimethylbenzene	ND	1.0		µg/L	1	4/1/2020 7:35:00 PM	R67751
1,2-Dichloroethane (EDC)	ND	1.0		µg/L	1	4/1/2020 7:35:00 PM	R67751
1,2-Dibromoethane (EDB)	ND	1.0		µg/L	1	4/1/2020 7:35:00 PM	R67751
Naphthalene	ND	2.0		µg/L	1	4/1/2020 7:35:00 PM	R67751
1-Methylnaphthalene	ND	4.0		µg/L	1	4/1/2020 7:35:00 PM	R67751
2-Methylnaphthalene	ND	4.0		µg/L	1	4/1/2020 7:35:00 PM	R67751
Acetone	ND	10		µg/L	1	4/1/2020 7:35:00 PM	R67751
Bromobenzene	ND	1.0		µg/L	1	4/1/2020 7:35:00 PM	R67751
Bromodichloromethane	ND	1.0		µg/L	1	4/1/2020 7:35:00 PM	R67751
Bromoform	ND	1.0		µg/L	1	4/1/2020 7:35:00 PM	R67751
Bromomethane	ND	3.0		µg/L	1	4/1/2020 7:35:00 PM	R67751
2-Butanone	ND	10		µg/L	1	4/1/2020 7:35:00 PM	R67751
Carbon disulfide	ND	10		µg/L	1	4/1/2020 7:35:00 PM	R67751
Carbon Tetrachloride	ND	1.0		µg/L	1	4/1/2020 7:35:00 PM	R67751
Chlorobenzene	ND	1.0		µg/L	1	4/1/2020 7:35:00 PM	R67751
Chloroethane	ND	2.0		µg/L	1	4/1/2020 7:35:00 PM	R67751
Chloroform	ND	1.0		µg/L	1	4/1/2020 7:35:00 PM	R67751
Chloromethane	ND	3.0		µg/L	1	4/1/2020 7:35:00 PM	R67751
2-Chlorotoluene	ND	1.0		µg/L	1	4/1/2020 7:35:00 PM	R67751
4-Chlorotoluene	ND	1.0		µg/L	1	4/1/2020 7:35:00 PM	R67751
cis-1,2-DCE	ND	1.0		µg/L	1	4/1/2020 7:35:00 PM	R67751
cis-1,3-Dichloropropene	ND	1.0		µg/L	1	4/1/2020 7:35:00 PM	R67751
1,2-Dibromo-3-chloropropane	ND	2.0		µg/L	1	4/1/2020 7:35:00 PM	R67751
Dibromochloromethane	ND	1.0		µg/L	1	4/1/2020 7:35:00 PM	R67751
Dibromomethane	ND	1.0		µg/L	1	4/1/2020 7:35:00 PM	R67751
1,2-Dichlorobenzene	ND	1.0		µg/L	1	4/1/2020 7:35:00 PM	R67751
1,3-Dichlorobenzene	ND	1.0		µg/L	1	4/1/2020 7:35:00 PM	R67751
1,4-Dichlorobenzene	ND	1.0		µg/L	1	4/1/2020 7:35:00 PM	R67751
Dichlorodifluoromethane	ND	1.0		µg/L	1	4/1/2020 7:35:00 PM	R67751
1,1-Dichloroethane	ND	1.0		µg/L	1	4/1/2020 7:35:00 PM	R67751
1,1-Dichloroethene	ND	1.0		µg/L	1	4/1/2020 7:35:00 PM	R67751

Refer to the QC Summary report and sample login checklist for flagged QC data and preservation information.

Qualifiers:	*	Value exceeds Maximum Contaminant Level.	B	Analyte detected in the associated Method Blank
	D	Sample Diluted Due to Matrix	E	Value above quantitation range
	H	Holding times for preparation or analysis exceeded	J	Analyte detected below quantitation limits
	ND	Not Detected at the Reporting Limit	P	Sample pH Not In Range
	PQL	Practical Quantitative Limit	RL	Reporting Limit
	S	% Recovery outside of range due to dilution or matrix		

Analytical Report

Lab Order: 2003C95

Hall Environmental Analysis Laboratory, Inc.

Date Reported: 10/19/2020

CLIENT: GHD
Project: WT-1

Lab Order: 2003C95

EPA METHOD 8260B: VOLATILES

Analyst: RAA

1,2-Dichloropropane	ND	1.0	µg/L	1	4/1/2020 7:35:00 PM	R67751
1,3-Dichloropropane	ND	1.0	µg/L	1	4/1/2020 7:35:00 PM	R67751
2,2-Dichloropropane	ND	2.0	µg/L	1	4/1/2020 7:35:00 PM	R67751
1,1-Dichloropropene	ND	1.0	µg/L	1	4/1/2020 7:35:00 PM	R67751
Hexachlorobutadiene	ND	1.0	µg/L	1	4/1/2020 7:35:00 PM	R67751
2-Hexanone	ND	10	µg/L	1	4/1/2020 7:35:00 PM	R67751
Isopropylbenzene	ND	1.0	µg/L	1	4/1/2020 7:35:00 PM	R67751
4-Isopropyltoluene	ND	1.0	µg/L	1	4/1/2020 7:35:00 PM	R67751
4-Methyl-2-pentanone	ND	10	µg/L	1	4/1/2020 7:35:00 PM	R67751
Methylene Chloride	ND	3.0	µg/L	1	4/1/2020 7:35:00 PM	R67751
n-Butylbenzene	ND	3.0	µg/L	1	4/1/2020 7:35:00 PM	R67751
n-Propylbenzene	ND	1.0	µg/L	1	4/1/2020 7:35:00 PM	R67751
sec-Butylbenzene	ND	1.0	µg/L	1	4/1/2020 7:35:00 PM	R67751
Styrene	ND	1.0	µg/L	1	4/1/2020 7:35:00 PM	R67751
tert-Butylbenzene	ND	1.0	µg/L	1	4/1/2020 7:35:00 PM	R67751
1,1,1,2-Tetrachloroethane	ND	1.0	µg/L	1	4/1/2020 7:35:00 PM	R67751
1,1,2,2-Tetrachloroethane	ND	2.0	µg/L	1	4/1/2020 7:35:00 PM	R67751
Tetrachloroethene (PCE)	ND	1.0	µg/L	1	4/1/2020 7:35:00 PM	R67751
trans-1,2-DCE	ND	1.0	µg/L	1	4/1/2020 7:35:00 PM	R67751
trans-1,3-Dichloropropene	ND	1.0	µg/L	1	4/1/2020 7:35:00 PM	R67751
1,2,3-Trichlorobenzene	ND	1.0	µg/L	1	4/1/2020 7:35:00 PM	R67751
1,2,4-Trichlorobenzene	ND	1.0	µg/L	1	4/1/2020 7:35:00 PM	R67751
1,1,1-Trichloroethane	ND	1.0	µg/L	1	4/1/2020 7:35:00 PM	R67751
1,1,2-Trichloroethane	ND	1.0	µg/L	1	4/1/2020 7:35:00 PM	R67751
Trichloroethene (TCE)	ND	1.0	µg/L	1	4/1/2020 7:35:00 PM	R67751
Trichlorofluoromethane	ND	1.0	µg/L	1	4/1/2020 7:35:00 PM	R67751
1,2,3-Trichloropropane	ND	2.0	µg/L	1	4/1/2020 7:35:00 PM	R67751
Vinyl chloride	ND	1.0	µg/L	1	4/1/2020 7:35:00 PM	R67751
Xylenes, Total	ND	1.5	µg/L	1	4/1/2020 7:35:00 PM	R67751
Surr: 1,2-Dichloroethane-d4	106	70-130	%Rec	1	4/1/2020 7:35:00 PM	R67751
Surr: 4-Bromofluorobenzene	104	70-130	%Rec	1	4/1/2020 7:35:00 PM	R67751
Surr: Dibromofluoromethane	109	70-130	%Rec	1	4/1/2020 7:35:00 PM	R67751
Surr: Toluene-d8	92.5	70-130	%Rec	1	4/1/2020 7:35:00 PM	R67751

Refer to the QC Summary report and sample login checklist for flagged QC data and preservation information.

Qualifiers:	*	Value exceeds Maximum Contaminant Level.	B	Analyte detected in the associated Method Blank
	D	Sample Diluted Due to Matrix	E	Value above quantitation range
	H	Holding times for preparation or analysis exceeded	J	Analyte detected below quantitation limits
	ND	Not Detected at the Reporting Limit	P	Sample pH Not In Range
	PQL	Practical Quantitative Limit	RL	Reporting Limit
	S	% Recovery outside of range due to dilution or matrix		

Analytical Report

Lab Order: 2003C95

Hall Environmental Analysis Laboratory, Inc.

Date Reported: 10/19/2020

CLIENT: GHD
Project: WT-1

Lab Order: 2003C95

Lab ID: 2003C95-002

Collection Date: 3/24/2020 11:30:00 AM

Client Sample ID: GW-11209238-032420-CN-MW-5

Matrix: AQUEOUS

Analyses	Result	RL	Qual	Units	DF	Date Analyzed	Batch ID
EPA METHOD 300.0: ANIONS							Analyst: CAS
Sulfate	ND	5.0		mg/L	10	3/31/2020 2:22:34 PM	R67744
EPA METHOD 8260B: VOLATILES							Analyst: RAA
Benzene	16	2.0		µg/L	2	4/1/2020 7:59:00 PM	R67751
Toluene	2.2	2.0		µg/L	2	4/1/2020 7:59:00 PM	R67751
Ethylbenzene	5.4	2.0		µg/L	2	4/1/2020 7:59:00 PM	R67751
Methyl tert-butyl ether (MTBE)	ND	2.0		µg/L	2	4/1/2020 7:59:00 PM	R67751
1,2,4-Trimethylbenzene	7.9	2.0		µg/L	2	4/1/2020 7:59:00 PM	R67751
1,3,5-Trimethylbenzene	3.2	2.0		µg/L	2	4/1/2020 7:59:00 PM	R67751
1,2-Dichloroethane (EDC)	ND	2.0		µg/L	2	4/1/2020 7:59:00 PM	R67751
1,2-Dibromoethane (EDB)	ND	2.0		µg/L	2	4/1/2020 7:59:00 PM	R67751
Naphthalene	7.8	4.0		µg/L	2	4/1/2020 7:59:00 PM	R67751
1-Methylnaphthalene	ND	8.0		µg/L	2	4/1/2020 7:59:00 PM	R67751
2-Methylnaphthalene	ND	8.0		µg/L	2	4/1/2020 7:59:00 PM	R67751
Acetone	ND	20		µg/L	2	4/1/2020 7:59:00 PM	R67751
Bromobenzene	ND	2.0		µg/L	2	4/1/2020 7:59:00 PM	R67751
Bromodichloromethane	ND	2.0		µg/L	2	4/1/2020 7:59:00 PM	R67751
Bromoform	ND	2.0		µg/L	2	4/1/2020 7:59:00 PM	R67751
Bromomethane	ND	6.0		µg/L	2	4/1/2020 7:59:00 PM	R67751
2-Butanone	ND	20		µg/L	2	4/1/2020 7:59:00 PM	R67751
Carbon disulfide	ND	20		µg/L	2	4/1/2020 7:59:00 PM	R67751
Carbon Tetrachloride	ND	2.0		µg/L	2	4/1/2020 7:59:00 PM	R67751
Chlorobenzene	ND	2.0		µg/L	2	4/1/2020 7:59:00 PM	R67751
Chloroethane	ND	4.0		µg/L	2	4/1/2020 7:59:00 PM	R67751
Chloroform	ND	2.0		µg/L	2	4/1/2020 7:59:00 PM	R67751
Chloromethane	ND	6.0		µg/L	2	4/1/2020 7:59:00 PM	R67751
2-Chlorotoluene	ND	2.0		µg/L	2	4/1/2020 7:59:00 PM	R67751
4-Chlorotoluene	ND	2.0		µg/L	2	4/1/2020 7:59:00 PM	R67751
cis-1,2-DCE	27	2.0		µg/L	2	4/1/2020 7:59:00 PM	R67751
cis-1,3-Dichloropropene	ND	2.0		µg/L	2	4/1/2020 7:59:00 PM	R67751
1,2-Dibromo-3-chloropropane	ND	4.0		µg/L	2	4/1/2020 7:59:00 PM	R67751
Dibromochloromethane	ND	2.0		µg/L	2	4/1/2020 7:59:00 PM	R67751
Dibromomethane	ND	2.0		µg/L	2	4/1/2020 7:59:00 PM	R67751
1,2-Dichlorobenzene	ND	2.0		µg/L	2	4/1/2020 7:59:00 PM	R67751
1,3-Dichlorobenzene	ND	2.0		µg/L	2	4/1/2020 7:59:00 PM	R67751
1,4-Dichlorobenzene	ND	2.0		µg/L	2	4/1/2020 7:59:00 PM	R67751
Dichlorodifluoromethane	ND	2.0		µg/L	2	4/1/2020 7:59:00 PM	R67751
1,1-Dichloroethane	110	2.0		µg/L	2	4/1/2020 7:59:00 PM	R67751
1,1-Dichloroethene	ND	2.0		µg/L	2	4/1/2020 7:59:00 PM	R67751

Refer to the QC Summary report and sample login checklist for flagged QC data and preservation information.

Qualifiers:	*	Value exceeds Maximum Contaminant Level.	B	Analyte detected in the associated Method Blank
	D	Sample Diluted Due to Matrix	E	Value above quantitation range
	H	Holding times for preparation or analysis exceeded	J	Analyte detected below quantitation limits
	ND	Not Detected at the Reporting Limit	P	Sample pH Not In Range
	PQL	Practical Quantitative Limit	RL	Reporting Limit
	S	% Recovery outside of range due to dilution or matrix		

Analytical Report

Lab Order: 2003C95

Hall Environmental Analysis Laboratory, Inc.

Date Reported: 10/19/2020

CLIENT: GHD
Project: WT-1

Lab Order: 2003C95

EPA METHOD 8260B: VOLATILES

Analyst: RAA

1,2-Dichloropropane	ND	2.0	µg/L	2	4/1/2020 7:59:00 PM	R67751
1,3-Dichloropropane	ND	2.0	µg/L	2	4/1/2020 7:59:00 PM	R67751
2,2-Dichloropropane	ND	4.0	µg/L	2	4/1/2020 7:59:00 PM	R67751
1,1-Dichloropropene	ND	2.0	µg/L	2	4/1/2020 7:59:00 PM	R67751
Hexachlorobutadiene	ND	2.0	µg/L	2	4/1/2020 7:59:00 PM	R67751
2-Hexanone	ND	20	µg/L	2	4/1/2020 7:59:00 PM	R67751
Isopropylbenzene	ND	2.0	µg/L	2	4/1/2020 7:59:00 PM	R67751
4-Isopropyltoluene	ND	2.0	µg/L	2	4/1/2020 7:59:00 PM	R67751
4-Methyl-2-pentanone	ND	20	µg/L	2	4/1/2020 7:59:00 PM	R67751
Methylene Chloride	ND	6.0	µg/L	2	4/1/2020 7:59:00 PM	R67751
n-Butylbenzene	ND	6.0	µg/L	2	4/1/2020 7:59:00 PM	R67751
n-Propylbenzene	ND	2.0	µg/L	2	4/1/2020 7:59:00 PM	R67751
sec-Butylbenzene	ND	2.0	µg/L	2	4/1/2020 7:59:00 PM	R67751
Styrene	ND	2.0	µg/L	2	4/1/2020 7:59:00 PM	R67751
tert-Butylbenzene	ND	2.0	µg/L	2	4/1/2020 7:59:00 PM	R67751
1,1,1,2-Tetrachloroethane	ND	2.0	µg/L	2	4/1/2020 7:59:00 PM	R67751
1,1,2,2-Tetrachloroethane	ND	4.0	µg/L	2	4/1/2020 7:59:00 PM	R67751
Tetrachloroethene (PCE)	ND	2.0	µg/L	2	4/1/2020 7:59:00 PM	R67751
trans-1,2-DCE	ND	2.0	µg/L	2	4/1/2020 7:59:00 PM	R67751
trans-1,3-Dichloropropene	ND	2.0	µg/L	2	4/1/2020 7:59:00 PM	R67751
1,2,3-Trichlorobenzene	ND	2.0	µg/L	2	4/1/2020 7:59:00 PM	R67751
1,2,4-Trichlorobenzene	ND	2.0	µg/L	2	4/1/2020 7:59:00 PM	R67751
1,1,1-Trichloroethane	ND	2.0	µg/L	2	4/1/2020 7:59:00 PM	R67751
1,1,2-Trichloroethane	ND	2.0	µg/L	2	4/1/2020 7:59:00 PM	R67751
Trichloroethene (TCE)	21	2.0	µg/L	2	4/1/2020 7:59:00 PM	R67751
Trichlorofluoromethane	ND	2.0	µg/L	2	4/1/2020 7:59:00 PM	R67751
1,2,3-Trichloropropane	ND	4.0	µg/L	2	4/1/2020 7:59:00 PM	R67751
Vinyl chloride	ND	2.0	µg/L	2	4/1/2020 7:59:00 PM	R67751
Xylenes, Total	8.3	3.0	µg/L	2	4/1/2020 7:59:00 PM	R67751
Surr: 1,2-Dichloroethane-d4	104	70-130	%Rec	2	4/1/2020 7:59:00 PM	R67751
Surr: 4-Bromofluorobenzene	103	70-130	%Rec	2	4/1/2020 7:59:00 PM	R67751
Surr: Dibromofluoromethane	104	70-130	%Rec	2	4/1/2020 7:59:00 PM	R67751
Surr: Toluene-d8	90.1	70-130	%Rec	2	4/1/2020 7:59:00 PM	R67751

Refer to the QC Summary report and sample login checklist for flagged QC data and preservation information.

Qualifiers:	*	Value exceeds Maximum Contaminant Level.	B	Analyte detected in the associated Method Blank
	D	Sample Diluted Due to Matrix	E	Value above quantitation range
	H	Holding times for preparation or analysis exceeded	J	Analyte detected below quantitation limits
	ND	Not Detected at the Reporting Limit	P	Sample pH Not In Range
	PQL	Practical Quantitative Limit	RL	Reporting Limit
	S	% Recovery outside of range due to dilution or matrix		

Analytical Report

Lab Order: 2003C95

Date Reported: 10/19/2020

Hall Environmental Analysis Laboratory, Inc.

CLIENT: GHD
Project: WT-1

Lab Order: 2003C95

Lab ID: 2003C95-003

Collection Date: 3/24/2020 12:15:00 PM

Client Sample ID: GW-11209238-032420-CN-MW-6

Matrix: AQUEOUS

Analyses	Result	RL	Qual	Units	DF	Date Analyzed	Batch ID
EPA METHOD 300.0: ANIONS							Analyst: CAS
Sulfate	630	50	*	mg/L	100	3/31/2020 3:24:36 PM	R67744
EPA METHOD 8260B: VOLATILES							Analyst: RAA
Benzene	ND	1.0		µg/L	1	4/1/2020 8:23:00 PM	R67751
Toluene	ND	1.0		µg/L	1	4/1/2020 8:23:00 PM	R67751
Ethylbenzene	ND	1.0		µg/L	1	4/1/2020 8:23:00 PM	R67751
Methyl tert-butyl ether (MTBE)	ND	1.0		µg/L	1	4/1/2020 8:23:00 PM	R67751
1,2,4-Trimethylbenzene	ND	1.0		µg/L	1	4/1/2020 8:23:00 PM	R67751
1,3,5-Trimethylbenzene	ND	1.0		µg/L	1	4/1/2020 8:23:00 PM	R67751
1,2-Dichloroethane (EDC)	ND	1.0		µg/L	1	4/1/2020 8:23:00 PM	R67751
1,2-Dibromoethane (EDB)	ND	1.0		µg/L	1	4/1/2020 8:23:00 PM	R67751
Naphthalene	ND	2.0		µg/L	1	4/1/2020 8:23:00 PM	R67751
1-Methylnaphthalene	ND	4.0		µg/L	1	4/1/2020 8:23:00 PM	R67751
2-Methylnaphthalene	ND	4.0		µg/L	1	4/1/2020 8:23:00 PM	R67751
Acetone	ND	10		µg/L	1	4/1/2020 8:23:00 PM	R67751
Bromobenzene	ND	1.0		µg/L	1	4/1/2020 8:23:00 PM	R67751
Bromodichloromethane	ND	1.0		µg/L	1	4/1/2020 8:23:00 PM	R67751
Bromoform	ND	1.0		µg/L	1	4/1/2020 8:23:00 PM	R67751
Bromomethane	ND	3.0		µg/L	1	4/1/2020 8:23:00 PM	R67751
2-Butanone	ND	10		µg/L	1	4/1/2020 8:23:00 PM	R67751
Carbon disulfide	ND	10		µg/L	1	4/1/2020 8:23:00 PM	R67751
Carbon Tetrachloride	ND	1.0		µg/L	1	4/1/2020 8:23:00 PM	R67751
Chlorobenzene	ND	1.0		µg/L	1	4/1/2020 8:23:00 PM	R67751
Chloroethane	ND	2.0		µg/L	1	4/1/2020 8:23:00 PM	R67751
Chloroform	ND	1.0		µg/L	1	4/1/2020 8:23:00 PM	R67751
Chloromethane	ND	3.0		µg/L	1	4/1/2020 8:23:00 PM	R67751
2-Chlorotoluene	ND	1.0		µg/L	1	4/1/2020 8:23:00 PM	R67751
4-Chlorotoluene	ND	1.0		µg/L	1	4/1/2020 8:23:00 PM	R67751
cis-1,2-DCE	1.7	1.0		µg/L	1	4/1/2020 8:23:00 PM	R67751
cis-1,3-Dichloropropene	ND	1.0		µg/L	1	4/1/2020 8:23:00 PM	R67751
1,2-Dibromo-3-chloropropane	ND	2.0		µg/L	1	4/1/2020 8:23:00 PM	R67751
Dibromochloromethane	ND	1.0		µg/L	1	4/1/2020 8:23:00 PM	R67751
Dibromomethane	ND	1.0		µg/L	1	4/1/2020 8:23:00 PM	R67751
1,2-Dichlorobenzene	ND	1.0		µg/L	1	4/1/2020 8:23:00 PM	R67751
1,3-Dichlorobenzene	ND	1.0		µg/L	1	4/1/2020 8:23:00 PM	R67751
1,4-Dichlorobenzene	ND	1.0		µg/L	1	4/1/2020 8:23:00 PM	R67751
Dichlorodifluoromethane	ND	1.0		µg/L	1	4/1/2020 8:23:00 PM	R67751
1,1-Dichloroethane	3.8	1.0		µg/L	1	4/1/2020 8:23:00 PM	R67751
1,1-Dichloroethene	ND	1.0		µg/L	1	4/1/2020 8:23:00 PM	R67751

Refer to the QC Summary report and sample login checklist for flagged QC data and preservation information.

Qualifiers:	*	Value exceeds Maximum Contaminant Level.	B	Analyte detected in the associated Method Blank
	D	Sample Diluted Due to Matrix	E	Value above quantitation range
	H	Holding times for preparation or analysis exceeded	J	Analyte detected below quantitation limits
	ND	Not Detected at the Reporting Limit	P	Sample pH Not In Range
	PQL	Practical Quantitative Limit	RL	Reporting Limit
	S	% Recovery outside of range due to dilution or matrix		

Analytical Report

Lab Order: 2003C95

Hall Environmental Analysis Laboratory, Inc.

Date Reported: 10/19/2020

CLIENT: GHD
Project: WT-1

Lab Order: 2003C95

EPA METHOD 8260B: VOLATILES

Analyst: RAA

1,2-Dichloropropane	ND	1.0	µg/L	1	4/1/2020 8:23:00 PM	R67751
1,3-Dichloropropane	ND	1.0	µg/L	1	4/1/2020 8:23:00 PM	R67751
2,2-Dichloropropane	ND	2.0	µg/L	1	4/1/2020 8:23:00 PM	R67751
1,1-Dichloropropene	ND	1.0	µg/L	1	4/1/2020 8:23:00 PM	R67751
Hexachlorobutadiene	ND	1.0	µg/L	1	4/1/2020 8:23:00 PM	R67751
2-Hexanone	ND	10	µg/L	1	4/1/2020 8:23:00 PM	R67751
Isopropylbenzene	ND	1.0	µg/L	1	4/1/2020 8:23:00 PM	R67751
4-Isopropyltoluene	ND	1.0	µg/L	1	4/1/2020 8:23:00 PM	R67751
4-Methyl-2-pentanone	ND	10	µg/L	1	4/1/2020 8:23:00 PM	R67751
Methylene Chloride	ND	3.0	µg/L	1	4/1/2020 8:23:00 PM	R67751
n-Butylbenzene	ND	3.0	µg/L	1	4/1/2020 8:23:00 PM	R67751
n-Propylbenzene	ND	1.0	µg/L	1	4/1/2020 8:23:00 PM	R67751
sec-Butylbenzene	ND	1.0	µg/L	1	4/1/2020 8:23:00 PM	R67751
Styrene	ND	1.0	µg/L	1	4/1/2020 8:23:00 PM	R67751
tert-Butylbenzene	ND	1.0	µg/L	1	4/1/2020 8:23:00 PM	R67751
1,1,1,2-Tetrachloroethane	ND	1.0	µg/L	1	4/1/2020 8:23:00 PM	R67751
1,1,2,2-Tetrachloroethane	ND	2.0	µg/L	1	4/1/2020 8:23:00 PM	R67751
Tetrachloroethene (PCE)	ND	1.0	µg/L	1	4/1/2020 8:23:00 PM	R67751
trans-1,2-DCE	ND	1.0	µg/L	1	4/1/2020 8:23:00 PM	R67751
trans-1,3-Dichloropropene	ND	1.0	µg/L	1	4/1/2020 8:23:00 PM	R67751
1,2,3-Trichlorobenzene	ND	1.0	µg/L	1	4/1/2020 8:23:00 PM	R67751
1,2,4-Trichlorobenzene	ND	1.0	µg/L	1	4/1/2020 8:23:00 PM	R67751
1,1,1-Trichloroethane	ND	1.0	µg/L	1	4/1/2020 8:23:00 PM	R67751
1,1,2-Trichloroethane	ND	1.0	µg/L	1	4/1/2020 8:23:00 PM	R67751
Trichloroethene (TCE)	2.9	1.0	µg/L	1	4/1/2020 8:23:00 PM	R67751
Trichlorofluoromethane	ND	1.0	µg/L	1	4/1/2020 8:23:00 PM	R67751
1,2,3-Trichloropropane	ND	2.0	µg/L	1	4/1/2020 8:23:00 PM	R67751
Vinyl chloride	ND	1.0	µg/L	1	4/1/2020 8:23:00 PM	R67751
Xylenes, Total	ND	1.5	µg/L	1	4/1/2020 8:23:00 PM	R67751
Surr: 1,2-Dichloroethane-d4	103	70-130	%Rec	1	4/1/2020 8:23:00 PM	R67751
Surr: 4-Bromofluorobenzene	92.6	70-130	%Rec	1	4/1/2020 8:23:00 PM	R67751
Surr: Dibromofluoromethane	104	70-130	%Rec	1	4/1/2020 8:23:00 PM	R67751
Surr: Toluene-d8	91.9	70-130	%Rec	1	4/1/2020 8:23:00 PM	R67751

Refer to the QC Summary report and sample login checklist for flagged QC data and preservation information.

Qualifiers:	*	Value exceeds Maximum Contaminant Level.	B	Analyte detected in the associated Method Blank
	D	Sample Diluted Due to Matrix	E	Value above quantitation range
	H	Holding times for preparation or analysis exceeded	J	Analyte detected below quantitation limits
	ND	Not Detected at the Reporting Limit	P	Sample pH Not In Range
	PQL	Practical Quantitative Limit	RL	Reporting Limit
	S	% Recovery outside of range due to dilution or matrix		

Analytical Report

Lab Order: 2003C95

Date Reported: 10/19/2020

Hall Environmental Analysis Laboratory, Inc.

CLIENT: GHD
Project: WT-1

Lab Order: 2003C95

Lab ID: 2003C95-004

Collection Date: 3/24/2020 1:30:00 PM

Client Sample ID: GW-11209238-032420-CN-MW-7

Matrix: AQUEOUS

Analyses	Result	RL	Qual	Units	DF	Date Analyzed	Batch ID
EPA METHOD 300.0: ANIONS							Analyst: CAS
Sulfate	400	5.0	*	mg/L	10	3/31/2020 3:37:01 PM	R67744
EPA METHOD 8260B: VOLATILES							Analyst: RAA
Benzene	ND	1.0		µg/L	1	4/1/2020 8:47:00 PM	R67751
Toluene	ND	1.0		µg/L	1	4/1/2020 8:47:00 PM	R67751
Ethylbenzene	ND	1.0		µg/L	1	4/1/2020 8:47:00 PM	R67751
Methyl tert-butyl ether (MTBE)	ND	1.0		µg/L	1	4/1/2020 8:47:00 PM	R67751
1,2,4-Trimethylbenzene	ND	1.0		µg/L	1	4/1/2020 8:47:00 PM	R67751
1,3,5-Trimethylbenzene	ND	1.0		µg/L	1	4/1/2020 8:47:00 PM	R67751
1,2-Dichloroethane (EDC)	ND	1.0		µg/L	1	4/1/2020 8:47:00 PM	R67751
1,2-Dibromoethane (EDB)	ND	1.0		µg/L	1	4/1/2020 8:47:00 PM	R67751
Naphthalene	ND	2.0		µg/L	1	4/1/2020 8:47:00 PM	R67751
1-Methylnaphthalene	ND	4.0		µg/L	1	4/1/2020 8:47:00 PM	R67751
2-Methylnaphthalene	ND	4.0		µg/L	1	4/1/2020 8:47:00 PM	R67751
Acetone	ND	10		µg/L	1	4/1/2020 8:47:00 PM	R67751
Bromobenzene	ND	1.0		µg/L	1	4/1/2020 8:47:00 PM	R67751
Bromodichloromethane	ND	1.0		µg/L	1	4/1/2020 8:47:00 PM	R67751
Bromoform	ND	1.0		µg/L	1	4/1/2020 8:47:00 PM	R67751
Bromomethane	ND	3.0		µg/L	1	4/1/2020 8:47:00 PM	R67751
2-Butanone	ND	10		µg/L	1	4/1/2020 8:47:00 PM	R67751
Carbon disulfide	ND	10		µg/L	1	4/1/2020 8:47:00 PM	R67751
Carbon Tetrachloride	ND	1.0		µg/L	1	4/1/2020 8:47:00 PM	R67751
Chlorobenzene	ND	1.0		µg/L	1	4/1/2020 8:47:00 PM	R67751
Chloroethane	ND	2.0		µg/L	1	4/1/2020 8:47:00 PM	R67751
Chloroform	ND	1.0		µg/L	1	4/1/2020 8:47:00 PM	R67751
Chloromethane	ND	3.0		µg/L	1	4/1/2020 8:47:00 PM	R67751
2-Chlorotoluene	ND	1.0		µg/L	1	4/1/2020 8:47:00 PM	R67751
4-Chlorotoluene	ND	1.0		µg/L	1	4/1/2020 8:47:00 PM	R67751
cis-1,2-DCE	5.1	1.0		µg/L	1	4/1/2020 8:47:00 PM	R67751
cis-1,3-Dichloropropene	ND	1.0		µg/L	1	4/1/2020 8:47:00 PM	R67751
1,2-Dibromo-3-chloropropane	ND	2.0		µg/L	1	4/1/2020 8:47:00 PM	R67751
Dibromochloromethane	ND	1.0		µg/L	1	4/1/2020 8:47:00 PM	R67751
Dibromomethane	ND	1.0		µg/L	1	4/1/2020 8:47:00 PM	R67751
1,2-Dichlorobenzene	ND	1.0		µg/L	1	4/1/2020 8:47:00 PM	R67751
1,3-Dichlorobenzene	ND	1.0		µg/L	1	4/1/2020 8:47:00 PM	R67751
1,4-Dichlorobenzene	ND	1.0		µg/L	1	4/1/2020 8:47:00 PM	R67751
Dichlorodifluoromethane	ND	1.0		µg/L	1	4/1/2020 8:47:00 PM	R67751
1,1-Dichloroethane	11	1.0		µg/L	1	4/1/2020 8:47:00 PM	R67751
1,1-Dichloroethene	ND	1.0		µg/L	1	4/1/2020 8:47:00 PM	R67751

Refer to the QC Summary report and sample login checklist for flagged QC data and preservation information.

Qualifiers:	*	Value exceeds Maximum Contaminant Level.	B	Analyte detected in the associated Method Blank
	D	Sample Diluted Due to Matrix	E	Value above quantitation range
	H	Holding times for preparation or analysis exceeded	J	Analyte detected below quantitation limits
	ND	Not Detected at the Reporting Limit	P	Sample pH Not In Range
	PQL	Practical Quantitative Limit	RL	Reporting Limit
	S	% Recovery outside of range due to dilution or matrix		

Analytical Report

Lab Order: 2003C95

Hall Environmental Analysis Laboratory, Inc.

Date Reported: 10/19/2020

CLIENT: GHD
Project: WT-1

Lab Order: 2003C95

EPA METHOD 8260B: VOLATILES

Analyst: RAA

1,2-Dichloropropane	ND	1.0	µg/L	1	4/1/2020 8:47:00 PM	R67751
1,3-Dichloropropane	ND	1.0	µg/L	1	4/1/2020 8:47:00 PM	R67751
2,2-Dichloropropane	ND	2.0	µg/L	1	4/1/2020 8:47:00 PM	R67751
1,1-Dichloropropene	ND	1.0	µg/L	1	4/1/2020 8:47:00 PM	R67751
Hexachlorobutadiene	ND	1.0	µg/L	1	4/1/2020 8:47:00 PM	R67751
2-Hexanone	ND	10	µg/L	1	4/1/2020 8:47:00 PM	R67751
Isopropylbenzene	ND	1.0	µg/L	1	4/1/2020 8:47:00 PM	R67751
4-Isopropyltoluene	ND	1.0	µg/L	1	4/1/2020 8:47:00 PM	R67751
4-Methyl-2-pentanone	ND	10	µg/L	1	4/1/2020 8:47:00 PM	R67751
Methylene Chloride	ND	3.0	µg/L	1	4/1/2020 8:47:00 PM	R67751
n-Butylbenzene	ND	3.0	µg/L	1	4/1/2020 8:47:00 PM	R67751
n-Propylbenzene	ND	1.0	µg/L	1	4/1/2020 8:47:00 PM	R67751
sec-Butylbenzene	ND	1.0	µg/L	1	4/1/2020 8:47:00 PM	R67751
Styrene	ND	1.0	µg/L	1	4/1/2020 8:47:00 PM	R67751
tert-Butylbenzene	ND	1.0	µg/L	1	4/1/2020 8:47:00 PM	R67751
1,1,1,2-Tetrachloroethane	ND	1.0	µg/L	1	4/1/2020 8:47:00 PM	R67751
1,1,2,2-Tetrachloroethane	ND	2.0	µg/L	1	4/1/2020 8:47:00 PM	R67751
Tetrachloroethene (PCE)	ND	1.0	µg/L	1	4/1/2020 8:47:00 PM	R67751
trans-1,2-DCE	ND	1.0	µg/L	1	4/1/2020 8:47:00 PM	R67751
trans-1,3-Dichloropropene	ND	1.0	µg/L	1	4/1/2020 8:47:00 PM	R67751
1,2,3-Trichlorobenzene	ND	1.0	µg/L	1	4/1/2020 8:47:00 PM	R67751
1,2,4-Trichlorobenzene	ND	1.0	µg/L	1	4/1/2020 8:47:00 PM	R67751
1,1,1-Trichloroethane	ND	1.0	µg/L	1	4/1/2020 8:47:00 PM	R67751
1,1,2-Trichloroethane	ND	1.0	µg/L	1	4/1/2020 8:47:00 PM	R67751
Trichloroethene (TCE)	2.0	1.0	µg/L	1	4/1/2020 8:47:00 PM	R67751
Trichlorofluoromethane	ND	1.0	µg/L	1	4/1/2020 8:47:00 PM	R67751
1,2,3-Trichloropropane	ND	2.0	µg/L	1	4/1/2020 8:47:00 PM	R67751
Vinyl chloride	ND	1.0	µg/L	1	4/1/2020 8:47:00 PM	R67751
Xylenes, Total	ND	1.5	µg/L	1	4/1/2020 8:47:00 PM	R67751
Surr: 1,2-Dichloroethane-d4	105	70-130	%Rec	1	4/1/2020 8:47:00 PM	R67751
Surr: 4-Bromofluorobenzene	100	70-130	%Rec	1	4/1/2020 8:47:00 PM	R67751
Surr: Dibromofluoromethane	105	70-130	%Rec	1	4/1/2020 8:47:00 PM	R67751
Surr: Toluene-d8	97.6	70-130	%Rec	1	4/1/2020 8:47:00 PM	R67751

Refer to the QC Summary report and sample login checklist for flagged QC data and preservation information.

Qualifiers:	*	Value exceeds Maximum Contaminant Level.	B	Analyte detected in the associated Method Blank
	D	Sample Diluted Due to Matrix	E	Value above quantitation range
	H	Holding times for preparation or analysis exceeded	J	Analyte detected below quantitation limits
	ND	Not Detected at the Reporting Limit	P	Sample pH Not In Range
	PQL	Practical Quantitative Limit	RL	Reporting Limit
	S	% Recovery outside of range due to dilution or matrix		

Analytical Report

Lab Order: 2003C95

Date Reported: 10/19/2020

Hall Environmental Analysis Laboratory, Inc.

CLIENT: GHD
Project: WT-1

Lab Order: 2003C95

Lab ID: 2003C95-005

Collection Date: 3/24/2020 3:00:00 PM

Client Sample ID: GW-11209238-032420-CN-MW-8

Matrix: AQUEOUS

Analyses	Result	RL	Qual	Units	DF	Date Analyzed	Batch ID
EPA METHOD 300.0: ANIONS							Analyst: CAS
Sulfate	3100	50	*	mg/L	100	3/31/2020 4:14:15 PM	R67744
EPA METHOD 8260B: VOLATILES							Analyst: RAA
Benzene	2.5	1.0		µg/L	1	4/1/2020 9:11:00 PM	R67751
Toluene	ND	1.0		µg/L	1	4/1/2020 9:11:00 PM	R67751
Ethylbenzene	ND	1.0		µg/L	1	4/1/2020 9:11:00 PM	R67751
Methyl tert-butyl ether (MTBE)	ND	1.0		µg/L	1	4/1/2020 9:11:00 PM	R67751
1,2,4-Trimethylbenzene	ND	1.0		µg/L	1	4/1/2020 9:11:00 PM	R67751
1,3,5-Trimethylbenzene	ND	1.0		µg/L	1	4/1/2020 9:11:00 PM	R67751
1,2-Dichloroethane (EDC)	ND	1.0		µg/L	1	4/1/2020 9:11:00 PM	R67751
1,2-Dibromoethane (EDB)	ND	1.0		µg/L	1	4/1/2020 9:11:00 PM	R67751
Naphthalene	ND	2.0		µg/L	1	4/1/2020 9:11:00 PM	R67751
1-Methylnaphthalene	ND	4.0		µg/L	1	4/1/2020 9:11:00 PM	R67751
2-Methylnaphthalene	ND	4.0		µg/L	1	4/1/2020 9:11:00 PM	R67751
Acetone	ND	10		µg/L	1	4/1/2020 9:11:00 PM	R67751
Bromobenzene	ND	1.0		µg/L	1	4/1/2020 9:11:00 PM	R67751
Bromodichloromethane	ND	1.0		µg/L	1	4/1/2020 9:11:00 PM	R67751
Bromoform	ND	1.0		µg/L	1	4/1/2020 9:11:00 PM	R67751
Bromomethane	ND	3.0		µg/L	1	4/1/2020 9:11:00 PM	R67751
2-Butanone	ND	10		µg/L	1	4/1/2020 9:11:00 PM	R67751
Carbon disulfide	ND	10		µg/L	1	4/1/2020 9:11:00 PM	R67751
Carbon Tetrachloride	ND	1.0		µg/L	1	4/1/2020 9:11:00 PM	R67751
Chlorobenzene	ND	1.0		µg/L	1	4/1/2020 9:11:00 PM	R67751
Chloroethane	ND	2.0		µg/L	1	4/1/2020 9:11:00 PM	R67751
Chloroform	ND	1.0		µg/L	1	4/1/2020 9:11:00 PM	R67751
Chloromethane	ND	3.0		µg/L	1	4/1/2020 9:11:00 PM	R67751
2-Chlorotoluene	ND	1.0		µg/L	1	4/1/2020 9:11:00 PM	R67751
4-Chlorotoluene	ND	1.0		µg/L	1	4/1/2020 9:11:00 PM	R67751
cis-1,2-DCE	50	1.0		µg/L	1	4/1/2020 9:11:00 PM	R67751
cis-1,3-Dichloropropene	ND	1.0		µg/L	1	4/1/2020 9:11:00 PM	R67751
1,2-Dibromo-3-chloropropane	ND	2.0		µg/L	1	4/1/2020 9:11:00 PM	R67751
Dibromochloromethane	ND	1.0		µg/L	1	4/1/2020 9:11:00 PM	R67751
Dibromomethane	ND	1.0		µg/L	1	4/1/2020 9:11:00 PM	R67751
1,2-Dichlorobenzene	ND	1.0		µg/L	1	4/1/2020 9:11:00 PM	R67751
1,3-Dichlorobenzene	ND	1.0		µg/L	1	4/1/2020 9:11:00 PM	R67751
1,4-Dichlorobenzene	ND	1.0		µg/L	1	4/1/2020 9:11:00 PM	R67751
Dichlorodifluoromethane	ND	1.0		µg/L	1	4/1/2020 9:11:00 PM	R67751
1,1-Dichloroethane	46	1.0		µg/L	1	4/1/2020 9:11:00 PM	R67751
1,1-Dichloroethene	1.9	1.0		µg/L	1	4/1/2020 9:11:00 PM	R67751

Refer to the QC Summary report and sample login checklist for flagged QC data and preservation information.

Qualifiers:	*	Value exceeds Maximum Contaminant Level.	B	Analyte detected in the associated Method Blank
	D	Sample Diluted Due to Matrix	E	Value above quantitation range
	H	Holding times for preparation or analysis exceeded	J	Analyte detected below quantitation limits
	ND	Not Detected at the Reporting Limit	P	Sample pH Not In Range
	PQL	Practical Quantitative Limit	RL	Reporting Limit
	S	% Recovery outside of range due to dilution or matrix		

Analytical Report

Lab Order: 2003C95

Hall Environmental Analysis Laboratory, Inc.

Date Reported: 10/19/2020

CLIENT: GHD
Project: WT-1

Lab Order: 2003C95

EPA METHOD 8260B: VOLATILES

Analyst: RAA

1,2-Dichloropropane	ND	1.0	µg/L	1	4/1/2020 9:11:00 PM	R67751
1,3-Dichloropropane	ND	1.0	µg/L	1	4/1/2020 9:11:00 PM	R67751
2,2-Dichloropropane	ND	2.0	µg/L	1	4/1/2020 9:11:00 PM	R67751
1,1-Dichloropropene	ND	1.0	µg/L	1	4/1/2020 9:11:00 PM	R67751
Hexachlorobutadiene	ND	1.0	µg/L	1	4/1/2020 9:11:00 PM	R67751
2-Hexanone	ND	10	µg/L	1	4/1/2020 9:11:00 PM	R67751
Isopropylbenzene	ND	1.0	µg/L	1	4/1/2020 9:11:00 PM	R67751
4-Isopropyltoluene	ND	1.0	µg/L	1	4/1/2020 9:11:00 PM	R67751
4-Methyl-2-pentanone	ND	10	µg/L	1	4/1/2020 9:11:00 PM	R67751
Methylene Chloride	ND	3.0	µg/L	1	4/1/2020 9:11:00 PM	R67751
n-Butylbenzene	ND	3.0	µg/L	1	4/1/2020 9:11:00 PM	R67751
n-Propylbenzene	ND	1.0	µg/L	1	4/1/2020 9:11:00 PM	R67751
sec-Butylbenzene	ND	1.0	µg/L	1	4/1/2020 9:11:00 PM	R67751
Styrene	ND	1.0	µg/L	1	4/1/2020 9:11:00 PM	R67751
tert-Butylbenzene	ND	1.0	µg/L	1	4/1/2020 9:11:00 PM	R67751
1,1,1,2-Tetrachloroethane	ND	1.0	µg/L	1	4/1/2020 9:11:00 PM	R67751
1,1,2,2-Tetrachloroethane	ND	2.0	µg/L	1	4/1/2020 9:11:00 PM	R67751
Tetrachloroethene (PCE)	ND	1.0	µg/L	1	4/1/2020 9:11:00 PM	R67751
trans-1,2-DCE	ND	1.0	µg/L	1	4/1/2020 9:11:00 PM	R67751
trans-1,3-Dichloropropene	ND	1.0	µg/L	1	4/1/2020 9:11:00 PM	R67751
1,2,3-Trichlorobenzene	ND	1.0	µg/L	1	4/1/2020 9:11:00 PM	R67751
1,2,4-Trichlorobenzene	ND	1.0	µg/L	1	4/1/2020 9:11:00 PM	R67751
1,1,1-Trichloroethane	ND	1.0	µg/L	1	4/1/2020 9:11:00 PM	R67751
1,1,2-Trichloroethane	ND	1.0	µg/L	1	4/1/2020 9:11:00 PM	R67751
Trichloroethene (TCE)	19	1.0	µg/L	1	4/1/2020 9:11:00 PM	R67751
Trichlorofluoromethane	ND	1.0	µg/L	1	4/1/2020 9:11:00 PM	R67751
1,2,3-Trichloropropane	ND	2.0	µg/L	1	4/1/2020 9:11:00 PM	R67751
Vinyl chloride	ND	1.0	µg/L	1	4/1/2020 9:11:00 PM	R67751
Xylenes, Total	ND	1.5	µg/L	1	4/1/2020 9:11:00 PM	R67751
Surr: 1,2-Dichloroethane-d4	105	70-130	%Rec	1	4/1/2020 9:11:00 PM	R67751
Surr: 4-Bromofluorobenzene	109	70-130	%Rec	1	4/1/2020 9:11:00 PM	R67751
Surr: Dibromofluoromethane	109	70-130	%Rec	1	4/1/2020 9:11:00 PM	R67751
Surr: Toluene-d8	98.8	70-130	%Rec	1	4/1/2020 9:11:00 PM	R67751

Refer to the QC Summary report and sample login checklist for flagged QC data and preservation information.

Qualifiers:	*	Value exceeds Maximum Contaminant Level.	B	Analyte detected in the associated Method Blank
	D	Sample Diluted Due to Matrix	E	Value above quantitation range
	H	Holding times for preparation or analysis exceeded	J	Analyte detected below quantitation limits
	ND	Not Detected at the Reporting Limit	P	Sample pH Not In Range
	PQL	Practical Quantitative Limit	RL	Reporting Limit
	S	% Recovery outside of range due to dilution or matrix		

Analytical Report

Lab Order: 2003C95

Date Reported: 10/19/2020

Hall Environmental Analysis Laboratory, Inc.

CLIENT: GHD
Project: WT-1

Lab Order: 2003C95

Lab ID: 2003C95-006

Collection Date: 3/25/2020 4:00:00 PM

Client Sample ID: GW-11209238-032520-CN-MW-10

Matrix: AQUEOUS

Analyses	Result	RL	Qual	Units	DF	Date Analyzed	Batch ID
EPA METHOD 300.0: ANIONS							Analyst: CAS
Sulfate	54	5.0		mg/L	10	3/31/2020 4:26:39 PM	R67744
EPA METHOD 8260B: VOLATILES							Analyst: RAA
Benzene	5800	200		µg/L	200	4/1/2020 9:35:00 PM	R67751
Toluene	ND	20		µg/L	20	4/1/2020 9:58:00 PM	R67751
Ethylbenzene	370	20		µg/L	20	4/1/2020 9:58:00 PM	R67751
Methyl tert-butyl ether (MTBE)	ND	20		µg/L	20	4/1/2020 9:58:00 PM	R67751
1,2,4-Trimethylbenzene	470	20		µg/L	20	4/1/2020 9:58:00 PM	R67751
1,3,5-Trimethylbenzene	240	20		µg/L	20	4/1/2020 9:58:00 PM	R67751
1,2-Dichloroethane (EDC)	ND	20		µg/L	20	4/1/2020 9:58:00 PM	R67751
1,2-Dibromoethane (EDB)	ND	20		µg/L	20	4/1/2020 9:58:00 PM	R67751
Naphthalene	45	40		µg/L	20	4/1/2020 9:58:00 PM	R67751
1-Methylnaphthalene	ND	80		µg/L	20	4/1/2020 9:58:00 PM	R67751
2-Methylnaphthalene	ND	80		µg/L	20	4/1/2020 9:58:00 PM	R67751
Acetone	ND	200		µg/L	20	4/1/2020 9:58:00 PM	R67751
Bromobenzene	ND	20		µg/L	20	4/1/2020 9:58:00 PM	R67751
Bromodichloromethane	ND	20		µg/L	20	4/1/2020 9:58:00 PM	R67751
Bromoform	ND	20		µg/L	20	4/1/2020 9:58:00 PM	R67751
Bromomethane	ND	60		µg/L	20	4/1/2020 9:58:00 PM	R67751
2-Butanone	ND	200		µg/L	20	4/1/2020 9:58:00 PM	R67751
Carbon disulfide	ND	200		µg/L	20	4/1/2020 9:58:00 PM	R67751
Carbon Tetrachloride	ND	20		µg/L	20	4/1/2020 9:58:00 PM	R67751
Chlorobenzene	ND	20		µg/L	20	4/1/2020 9:58:00 PM	R67751
Chloroethane	ND	40		µg/L	20	4/1/2020 9:58:00 PM	R67751
Chloroform	ND	20		µg/L	20	4/1/2020 9:58:00 PM	R67751
Chloromethane	ND	60		µg/L	20	4/1/2020 9:58:00 PM	R67751
2-Chlorotoluene	ND	20		µg/L	20	4/1/2020 9:58:00 PM	R67751
4-Chlorotoluene	ND	20		µg/L	20	4/1/2020 9:58:00 PM	R67751
cis-1,2-DCE	ND	20		µg/L	20	4/1/2020 9:58:00 PM	R67751
cis-1,3-Dichloropropene	ND	20		µg/L	20	4/1/2020 9:58:00 PM	R67751
1,2-Dibromo-3-chloropropane	ND	40		µg/L	20	4/1/2020 9:58:00 PM	R67751
Dibromochloromethane	ND	20		µg/L	20	4/1/2020 9:58:00 PM	R67751
Dibromomethane	ND	20		µg/L	20	4/1/2020 9:58:00 PM	R67751
1,2-Dichlorobenzene	ND	20		µg/L	20	4/1/2020 9:58:00 PM	R67751
1,3-Dichlorobenzene	ND	20		µg/L	20	4/1/2020 9:58:00 PM	R67751
1,4-Dichlorobenzene	ND	20		µg/L	20	4/1/2020 9:58:00 PM	R67751
Dichlorodifluoromethane	ND	20		µg/L	20	4/1/2020 9:58:00 PM	R67751
1,1-Dichloroethane	ND	20		µg/L	20	4/1/2020 9:58:00 PM	R67751
1,1-Dichloroethene	ND	20		µg/L	20	4/1/2020 9:58:00 PM	R67751

Refer to the QC Summary report and sample login checklist for flagged QC data and preservation information.

Qualifiers:	*	Value exceeds Maximum Contaminant Level.	B	Analyte detected in the associated Method Blank
	D	Sample Diluted Due to Matrix	E	Value above quantitation range
	H	Holding times for preparation or analysis exceeded	J	Analyte detected below quantitation limits
	ND	Not Detected at the Reporting Limit	P	Sample pH Not In Range
	PQL	Practical Quantitative Limit	RL	Reporting Limit
	S	% Recovery outside of range due to dilution or matrix		

Analytical Report

Lab Order: 2003C95

Hall Environmental Analysis Laboratory, Inc.

Date Reported: 10/19/2020

CLIENT: GHD
Project: WT-1

Lab Order: 2003C95

EPA METHOD 8260B: VOLATILES

Analyst: RAA

1,2-Dichloropropane	ND	20	µg/L	20	4/1/2020 9:58:00 PM	R67751
1,3-Dichloropropane	ND	20	µg/L	20	4/1/2020 9:58:00 PM	R67751
2,2-Dichloropropane	ND	40	µg/L	20	4/1/2020 9:58:00 PM	R67751
1,1-Dichloropropene	ND	20	µg/L	20	4/1/2020 9:58:00 PM	R67751
Hexachlorobutadiene	ND	20	µg/L	20	4/1/2020 9:58:00 PM	R67751
2-Hexanone	ND	200	µg/L	20	4/1/2020 9:58:00 PM	R67751
Isopropylbenzene	41	20	µg/L	20	4/1/2020 9:58:00 PM	R67751
4-Isopropyltoluene	ND	20	µg/L	20	4/1/2020 9:58:00 PM	R67751
4-Methyl-2-pentanone	ND	200	µg/L	20	4/1/2020 9:58:00 PM	R67751
Methylene Chloride	ND	60	µg/L	20	4/1/2020 9:58:00 PM	R67751
n-Butylbenzene	ND	60	µg/L	20	4/1/2020 9:58:00 PM	R67751
n-Propylbenzene	54	20	µg/L	20	4/1/2020 9:58:00 PM	R67751
sec-Butylbenzene	ND	20	µg/L	20	4/1/2020 9:58:00 PM	R67751
Styrene	ND	20	µg/L	20	4/1/2020 9:58:00 PM	R67751
tert-Butylbenzene	ND	20	µg/L	20	4/1/2020 9:58:00 PM	R67751
1,1,1,2-Tetrachloroethane	ND	20	µg/L	20	4/1/2020 9:58:00 PM	R67751
1,1,2,2-Tetrachloroethane	ND	40	µg/L	20	4/1/2020 9:58:00 PM	R67751
Tetrachloroethene (PCE)	ND	20	µg/L	20	4/1/2020 9:58:00 PM	R67751
trans-1,2-DCE	ND	20	µg/L	20	4/1/2020 9:58:00 PM	R67751
trans-1,3-Dichloropropene	ND	20	µg/L	20	4/1/2020 9:58:00 PM	R67751
1,2,3-Trichlorobenzene	ND	20	µg/L	20	4/1/2020 9:58:00 PM	R67751
1,2,4-Trichlorobenzene	ND	20	µg/L	20	4/1/2020 9:58:00 PM	R67751
1,1,1-Trichloroethane	ND	20	µg/L	20	4/1/2020 9:58:00 PM	R67751
1,1,2-Trichloroethane	ND	20	µg/L	20	4/1/2020 9:58:00 PM	R67751
Trichloroethene (TCE)	ND	20	µg/L	20	4/1/2020 9:58:00 PM	R67751
Trichlorofluoromethane	ND	20	µg/L	20	4/1/2020 9:58:00 PM	R67751
1,2,3-Trichloropropane	ND	40	µg/L	20	4/1/2020 9:58:00 PM	R67751
Vinyl chloride	ND	20	µg/L	20	4/1/2020 9:58:00 PM	R67751
Xylenes, Total	2400	30	µg/L	20	4/1/2020 9:58:00 PM	R67751
Surr: 1,2-Dichloroethane-d4	96.9	70-130	%Rec	20	4/1/2020 9:58:00 PM	R67751
Surr: 4-Bromofluorobenzene	100	70-130	%Rec	20	4/1/2020 9:58:00 PM	R67751
Surr: Dibromofluoromethane	100	70-130	%Rec	20	4/1/2020 9:58:00 PM	R67751
Surr: Toluene-d8	97.1	70-130	%Rec	20	4/1/2020 9:58:00 PM	R67751

Refer to the QC Summary report and sample login checklist for flagged QC data and preservation information.

Qualifiers:	*	Value exceeds Maximum Contaminant Level.	B	Analyte detected in the associated Method Blank
	D	Sample Diluted Due to Matrix	E	Value above quantitation range
	H	Holding times for preparation or analysis exceeded	J	Analyte detected below quantitation limits
	ND	Not Detected at the Reporting Limit	P	Sample pH Not In Range
	PQL	Practical Quantitative Limit	RL	Reporting Limit
	S	% Recovery outside of range due to dilution or matrix		

Analytical Report

Lab Order: 2003C95

Date Reported: 10/19/2020

Hall Environmental Analysis Laboratory, Inc.

CLIENT: GHD
Project: WT-1

Lab Order: 2003C95

Lab ID: 2003C95-007

Collection Date: 3/24/2020 4:00:00 PM

Client Sample ID: GW-11209238-032420-CN-MW-14

Matrix: AQUEOUS

Analyses	Result	RL	Qual	Units	DF	Date Analyzed	Batch ID
EPA METHOD 300.0: ANIONS							Analyst: CAS
Sulfate	590	50	*	mg/L	100	3/31/2020 5:03:53 PM	R67744
EPA METHOD 8260B: VOLATILES							Analyst: RAA
Benzene	ND	1.0		µg/L	1	4/1/2020 10:23:00 PM	R67751
Toluene	ND	1.0		µg/L	1	4/1/2020 10:23:00 PM	R67751
Ethylbenzene	ND	1.0		µg/L	1	4/1/2020 10:23:00 PM	R67751
Methyl tert-butyl ether (MTBE)	ND	1.0		µg/L	1	4/1/2020 10:23:00 PM	R67751
1,2,4-Trimethylbenzene	ND	1.0		µg/L	1	4/1/2020 10:23:00 PM	R67751
1,3,5-Trimethylbenzene	ND	1.0		µg/L	1	4/1/2020 10:23:00 PM	R67751
1,2-Dichloroethane (EDC)	ND	1.0		µg/L	1	4/1/2020 10:23:00 PM	R67751
1,2-Dibromoethane (EDB)	ND	1.0		µg/L	1	4/1/2020 10:23:00 PM	R67751
Naphthalene	ND	2.0		µg/L	1	4/1/2020 10:23:00 PM	R67751
1-Methylnaphthalene	ND	4.0		µg/L	1	4/1/2020 10:23:00 PM	R67751
2-Methylnaphthalene	ND	4.0		µg/L	1	4/1/2020 10:23:00 PM	R67751
Acetone	ND	10		µg/L	1	4/1/2020 10:23:00 PM	R67751
Bromobenzene	ND	1.0		µg/L	1	4/1/2020 10:23:00 PM	R67751
Bromodichloromethane	ND	1.0		µg/L	1	4/1/2020 10:23:00 PM	R67751
Bromoform	ND	1.0		µg/L	1	4/1/2020 10:23:00 PM	R67751
Bromomethane	ND	3.0		µg/L	1	4/1/2020 10:23:00 PM	R67751
2-Butanone	ND	10		µg/L	1	4/1/2020 10:23:00 PM	R67751
Carbon disulfide	ND	10		µg/L	1	4/1/2020 10:23:00 PM	R67751
Carbon Tetrachloride	ND	1.0		µg/L	1	4/1/2020 10:23:00 PM	R67751
Chlorobenzene	ND	1.0		µg/L	1	4/1/2020 10:23:00 PM	R67751
Chloroethane	ND	2.0		µg/L	1	4/1/2020 10:23:00 PM	R67751
Chloroform	ND	1.0		µg/L	1	4/1/2020 10:23:00 PM	R67751
Chloromethane	ND	3.0		µg/L	1	4/1/2020 10:23:00 PM	R67751
2-Chlorotoluene	ND	1.0		µg/L	1	4/1/2020 10:23:00 PM	R67751
4-Chlorotoluene	ND	1.0		µg/L	1	4/1/2020 10:23:00 PM	R67751
cis-1,2-DCE	ND	1.0		µg/L	1	4/1/2020 10:23:00 PM	R67751
cis-1,3-Dichloropropene	ND	1.0		µg/L	1	4/1/2020 10:23:00 PM	R67751
1,2-Dibromo-3-chloropropane	ND	2.0		µg/L	1	4/1/2020 10:23:00 PM	R67751
Dibromochloromethane	ND	1.0		µg/L	1	4/1/2020 10:23:00 PM	R67751
Dibromomethane	ND	1.0		µg/L	1	4/1/2020 10:23:00 PM	R67751
1,2-Dichlorobenzene	ND	1.0		µg/L	1	4/1/2020 10:23:00 PM	R67751
1,3-Dichlorobenzene	ND	1.0		µg/L	1	4/1/2020 10:23:00 PM	R67751
1,4-Dichlorobenzene	ND	1.0		µg/L	1	4/1/2020 10:23:00 PM	R67751
Dichlorodifluoromethane	ND	1.0		µg/L	1	4/1/2020 10:23:00 PM	R67751
1,1-Dichloroethane	6.0	1.0		µg/L	1	4/1/2020 10:23:00 PM	R67751
1,1-Dichloroethene	ND	1.0		µg/L	1	4/1/2020 10:23:00 PM	R67751

Refer to the QC Summary report and sample login checklist for flagged QC data and preservation information.

Qualifiers:	*	Value exceeds Maximum Contaminant Level.	B	Analyte detected in the associated Method Blank
	D	Sample Diluted Due to Matrix	E	Value above quantitation range
	H	Holding times for preparation or analysis exceeded	J	Analyte detected below quantitation limits
	ND	Not Detected at the Reporting Limit	P	Sample pH Not In Range
	PQL	Practical Quantitative Limit	RL	Reporting Limit
	S	% Recovery outside of range due to dilution or matrix		

Analytical Report

Lab Order: 2003C95

Hall Environmental Analysis Laboratory, Inc.

Date Reported: 10/19/2020

CLIENT: GHD
Project: WT-1

Lab Order: 2003C95

EPA METHOD 8260B: VOLATILES

Analyst: RAA

1,2-Dichloropropane	ND	1.0	µg/L	1	4/1/2020 10:23:00 PM	R67751
1,3-Dichloropropane	ND	1.0	µg/L	1	4/1/2020 10:23:00 PM	R67751
2,2-Dichloropropane	ND	2.0	µg/L	1	4/1/2020 10:23:00 PM	R67751
1,1-Dichloropropene	ND	1.0	µg/L	1	4/1/2020 10:23:00 PM	R67751
Hexachlorobutadiene	ND	1.0	µg/L	1	4/1/2020 10:23:00 PM	R67751
2-Hexanone	ND	10	µg/L	1	4/1/2020 10:23:00 PM	R67751
Isopropylbenzene	ND	1.0	µg/L	1	4/1/2020 10:23:00 PM	R67751
4-Isopropyltoluene	ND	1.0	µg/L	1	4/1/2020 10:23:00 PM	R67751
4-Methyl-2-pentanone	ND	10	µg/L	1	4/1/2020 10:23:00 PM	R67751
Methylene Chloride	ND	3.0	µg/L	1	4/1/2020 10:23:00 PM	R67751
n-Butylbenzene	ND	3.0	µg/L	1	4/1/2020 10:23:00 PM	R67751
n-Propylbenzene	ND	1.0	µg/L	1	4/1/2020 10:23:00 PM	R67751
sec-Butylbenzene	ND	1.0	µg/L	1	4/1/2020 10:23:00 PM	R67751
Styrene	ND	1.0	µg/L	1	4/1/2020 10:23:00 PM	R67751
tert-Butylbenzene	ND	1.0	µg/L	1	4/1/2020 10:23:00 PM	R67751
1,1,1,2-Tetrachloroethane	ND	1.0	µg/L	1	4/1/2020 10:23:00 PM	R67751
1,1,1,2,2-Tetrachloroethane	ND	2.0	µg/L	1	4/1/2020 10:23:00 PM	R67751
Tetrachloroethene (PCE)	ND	1.0	µg/L	1	4/1/2020 10:23:00 PM	R67751
trans-1,2-DCE	ND	1.0	µg/L	1	4/1/2020 10:23:00 PM	R67751
trans-1,3-Dichloropropene	ND	1.0	µg/L	1	4/1/2020 10:23:00 PM	R67751
1,2,3-Trichlorobenzene	ND	1.0	µg/L	1	4/1/2020 10:23:00 PM	R67751
1,2,4-Trichlorobenzene	ND	1.0	µg/L	1	4/1/2020 10:23:00 PM	R67751
1,1,1-Trichloroethane	ND	1.0	µg/L	1	4/1/2020 10:23:00 PM	R67751
1,1,2-Trichloroethane	ND	1.0	µg/L	1	4/1/2020 10:23:00 PM	R67751
Trichloroethene (TCE)	ND	1.0	µg/L	1	4/1/2020 10:23:00 PM	R67751
Trichlorofluoromethane	ND	1.0	µg/L	1	4/1/2020 10:23:00 PM	R67751
1,2,3-Trichloropropane	ND	2.0	µg/L	1	4/1/2020 10:23:00 PM	R67751
Vinyl chloride	ND	1.0	µg/L	1	4/1/2020 10:23:00 PM	R67751
Xylenes, Total	ND	1.5	µg/L	1	4/1/2020 10:23:00 PM	R67751
Surr: 1,2-Dichloroethane-d4	104	70-130	%Rec	1	4/1/2020 10:23:00 PM	R67751
Surr: 4-Bromofluorobenzene	101	70-130	%Rec	1	4/1/2020 10:23:00 PM	R67751
Surr: Dibromofluoromethane	105	70-130	%Rec	1	4/1/2020 10:23:00 PM	R67751
Surr: Toluene-d8	96.8	70-130	%Rec	1	4/1/2020 10:23:00 PM	R67751

Refer to the QC Summary report and sample login checklist for flagged QC data and preservation information.

Qualifiers:	*	Value exceeds Maximum Contaminant Level.	B	Analyte detected in the associated Method Blank
	D	Sample Diluted Due to Matrix	E	Value above quantitation range
	H	Holding times for preparation or analysis exceeded	J	Analyte detected below quantitation limits
	ND	Not Detected at the Reporting Limit	P	Sample pH Not In Range
	PQL	Practical Quantitative Limit	RL	Reporting Limit
	S	% Recovery outside of range due to dilution or matrix		

Analytical Report

Lab Order: 2003C95

Hall Environmental Analysis Laboratory, Inc.

Date Reported: 10/19/2020

CLIENT: GHD
Project: WT-1

Lab Order: 2003C95

Lab ID: 2003C95-008

Collection Date: 3/25/2020 5:00:00 PM

Client Sample ID: GW-11209238-032520-CN-SVE-1

Matrix: AQUEOUS

Analyses	Result	RL	Qual	Units	DF	Date Analyzed	Batch ID
EPA METHOD 300.0: ANIONS							Analyst: CAS
Sulfate	17	5.0		mg/L	10	3/31/2020 6:05:55 PM	R67744
EPA METHOD 8260B: VOLATILES							Analyst: RAA
Benzene	6.8	5.0		µg/L	5	4/1/2020 10:47:00 PM	B67751
Toluene	ND	5.0		µg/L	5	4/1/2020 10:47:00 PM	B67751
Ethylbenzene	33	5.0		µg/L	5	4/1/2020 10:47:00 PM	B67751
Methyl tert-butyl ether (MTBE)	ND	5.0		µg/L	5	4/1/2020 10:47:00 PM	B67751
1,2,4-Trimethylbenzene	ND	5.0		µg/L	5	4/1/2020 10:47:00 PM	B67751
1,3,5-Trimethylbenzene	ND	5.0		µg/L	5	4/1/2020 10:47:00 PM	B67751
1,2-Dichloroethane (EDC)	ND	5.0		µg/L	5	4/1/2020 10:47:00 PM	B67751
1,2-Dibromoethane (EDB)	ND	5.0		µg/L	5	4/1/2020 10:47:00 PM	B67751
Naphthalene	ND	10		µg/L	5	4/1/2020 10:47:00 PM	B67751
1-Methylnaphthalene	ND	20		µg/L	5	4/1/2020 10:47:00 PM	B67751
2-Methylnaphthalene	ND	20		µg/L	5	4/1/2020 10:47:00 PM	B67751
Acetone	ND	50		µg/L	5	4/1/2020 10:47:00 PM	B67751
Bromobenzene	ND	5.0		µg/L	5	4/1/2020 10:47:00 PM	B67751
Bromodichloromethane	ND	5.0		µg/L	5	4/1/2020 10:47:00 PM	B67751
Bromoform	ND	5.0		µg/L	5	4/1/2020 10:47:00 PM	B67751
Bromomethane	ND	15		µg/L	5	4/1/2020 10:47:00 PM	B67751
2-Butanone	ND	50		µg/L	5	4/1/2020 10:47:00 PM	B67751
Carbon disulfide	ND	50		µg/L	5	4/1/2020 10:47:00 PM	B67751
Carbon Tetrachloride	ND	5.0		µg/L	5	4/1/2020 10:47:00 PM	B67751
Chlorobenzene	ND	5.0		µg/L	5	4/1/2020 10:47:00 PM	B67751
Chloroethane	ND	10		µg/L	5	4/1/2020 10:47:00 PM	B67751
Chloroform	ND	5.0		µg/L	5	4/1/2020 10:47:00 PM	B67751
Chloromethane	ND	15		µg/L	5	4/1/2020 10:47:00 PM	B67751
2-Chlorotoluene	ND	5.0		µg/L	5	4/1/2020 10:47:00 PM	B67751
4-Chlorotoluene	ND	5.0		µg/L	5	4/1/2020 10:47:00 PM	B67751
cis-1,2-DCE	ND	5.0		µg/L	5	4/1/2020 10:47:00 PM	B67751
cis-1,3-Dichloropropene	ND	5.0		µg/L	5	4/1/2020 10:47:00 PM	B67751
1,2-Dibromo-3-chloropropane	ND	10		µg/L	5	4/1/2020 10:47:00 PM	B67751
Dibromochloromethane	ND	5.0		µg/L	5	4/1/2020 10:47:00 PM	B67751
Dibromomethane	ND	5.0		µg/L	5	4/1/2020 10:47:00 PM	B67751
1,2-Dichlorobenzene	ND	5.0		µg/L	5	4/1/2020 10:47:00 PM	B67751
1,3-Dichlorobenzene	ND	5.0		µg/L	5	4/1/2020 10:47:00 PM	B67751
1,4-Dichlorobenzene	ND	5.0		µg/L	5	4/1/2020 10:47:00 PM	B67751
Dichlorodifluoromethane	ND	5.0		µg/L	5	4/1/2020 10:47:00 PM	B67751
1,1-Dichloroethane	ND	5.0		µg/L	5	4/1/2020 10:47:00 PM	B67751
1,1-Dichloroethene	ND	5.0		µg/L	5	4/1/2020 10:47:00 PM	B67751

Refer to the QC Summary report and sample login checklist for flagged QC data and preservation information.

Qualifiers:	*	Value exceeds Maximum Contaminant Level.	B	Analyte detected in the associated Method Blank
	D	Sample Diluted Due to Matrix	E	Value above quantitation range
	H	Holding times for preparation or analysis exceeded	J	Analyte detected below quantitation limits
	ND	Not Detected at the Reporting Limit	P	Sample pH Not In Range
	PQL	Practical Quantitative Limit	RL	Reporting Limit
	S	% Recovery outside of range due to dilution or matrix		

Analytical Report

Lab Order: 2003C95

Hall Environmental Analysis Laboratory, Inc.

Date Reported: 10/19/2020

CLIENT: GHD
Project: WT-1

Lab Order: 2003C95

EPA METHOD 8260B: VOLATILES

Analyst: RAA

1,2-Dichloropropane	ND	5.0	µg/L	5	4/1/2020 10:47:00 PM	B67751
1,3-Dichloropropane	ND	5.0	µg/L	5	4/1/2020 10:47:00 PM	B67751
2,2-Dichloropropane	ND	10	µg/L	5	4/1/2020 10:47:00 PM	B67751
1,1-Dichloropropene	ND	5.0	µg/L	5	4/1/2020 10:47:00 PM	B67751
Hexachlorobutadiene	ND	5.0	µg/L	5	4/1/2020 10:47:00 PM	B67751
2-Hexanone	ND	50	µg/L	5	4/1/2020 10:47:00 PM	B67751
Isopropylbenzene	5.8	5.0	µg/L	5	4/1/2020 10:47:00 PM	B67751
4-Isopropyltoluene	ND	5.0	µg/L	5	4/1/2020 10:47:00 PM	B67751
4-Methyl-2-pentanone	ND	50	µg/L	5	4/1/2020 10:47:00 PM	B67751
Methylene Chloride	ND	15	µg/L	5	4/1/2020 10:47:00 PM	B67751
n-Butylbenzene	ND	15	µg/L	5	4/1/2020 10:47:00 PM	B67751
n-Propylbenzene	5.4	5.0	µg/L	5	4/1/2020 10:47:00 PM	B67751
sec-Butylbenzene	ND	5.0	µg/L	5	4/1/2020 10:47:00 PM	B67751
Styrene	ND	5.0	µg/L	5	4/1/2020 10:47:00 PM	B67751
tert-Butylbenzene	ND	5.0	µg/L	5	4/1/2020 10:47:00 PM	B67751
1,1,1,2-Tetrachloroethane	ND	5.0	µg/L	5	4/1/2020 10:47:00 PM	B67751
1,1,2,2-Tetrachloroethane	ND	10	µg/L	5	4/1/2020 10:47:00 PM	B67751
Tetrachloroethene (PCE)	ND	5.0	µg/L	5	4/1/2020 10:47:00 PM	B67751
trans-1,2-DCE	ND	5.0	µg/L	5	4/1/2020 10:47:00 PM	B67751
trans-1,3-Dichloropropene	ND	5.0	µg/L	5	4/1/2020 10:47:00 PM	B67751
1,2,3-Trichlorobenzene	ND	5.0	µg/L	5	4/1/2020 10:47:00 PM	B67751
1,2,4-Trichlorobenzene	ND	5.0	µg/L	5	4/1/2020 10:47:00 PM	B67751
1,1,1-Trichloroethane	ND	5.0	µg/L	5	4/1/2020 10:47:00 PM	B67751
1,1,2-Trichloroethane	ND	5.0	µg/L	5	4/1/2020 10:47:00 PM	B67751
Trichloroethene (TCE)	ND	5.0	µg/L	5	4/1/2020 10:47:00 PM	B67751
Trichlorofluoromethane	ND	5.0	µg/L	5	4/1/2020 10:47:00 PM	B67751
1,2,3-Trichloropropane	ND	10	µg/L	5	4/1/2020 10:47:00 PM	B67751
Vinyl chloride	ND	5.0	µg/L	5	4/1/2020 10:47:00 PM	B67751
Xylenes, Total	ND	7.5	µg/L	5	4/1/2020 10:47:00 PM	B67751
Surr: 1,2-Dichloroethane-d4	107	70-130	%Rec	5	4/1/2020 10:47:00 PM	B67751
Surr: 4-Bromofluorobenzene	102	70-130	%Rec	5	4/1/2020 10:47:00 PM	B67751
Surr: Dibromofluoromethane	106	70-130	%Rec	5	4/1/2020 10:47:00 PM	B67751
Surr: Toluene-d8	94.6	70-130	%Rec	5	4/1/2020 10:47:00 PM	B67751

Refer to the QC Summary report and sample login checklist for flagged QC data and preservation information.

Qualifiers:	*	Value exceeds Maximum Contaminant Level.	B	Analyte detected in the associated Method Blank
	D	Sample Diluted Due to Matrix	E	Value above quantitation range
	H	Holding times for preparation or analysis exceeded	J	Analyte detected below quantitation limits
	ND	Not Detected at the Reporting Limit	P	Sample pH Not In Range
	PQL	Practical Quantitative Limit	RL	Reporting Limit
	S	% Recovery outside of range due to dilution or matrix		

Analytical Report

Lab Order: 2003C95

Date Reported: 10/19/2020

Hall Environmental Analysis Laboratory, Inc.

CLIENT: GHD
Project: WT-1

Lab Order: 2003C95

Lab ID: 2003C95-009

Collection Date: 3/24/2020 10:30:00 AM

Client Sample ID: GW-11209238-032420-CN-SVE-1A

Matrix: AQUEOUS

Analyses	Result	RL	Qual	Units	DF	Date Analyzed	Batch ID
EPA METHOD 300.0: ANIONS							Analyst: CAS
Sulfate	2400	50	*	mg/L	100	3/31/2020 6:43:08 PM	R67744
EPA METHOD 8260B: VOLATILES							Analyst: RAA
Benzene	30	2.0		µg/L	2	4/2/2020 12:01:00 AM	B67751
Toluene	2.2	2.0		µg/L	2	4/2/2020 12:01:00 AM	B67751
Ethylbenzene	15	2.0		µg/L	2	4/2/2020 12:01:00 AM	B67751
Methyl tert-butyl ether (MTBE)	ND	2.0		µg/L	2	4/2/2020 12:01:00 AM	B67751
1,2,4-Trimethylbenzene	8.1	2.0		µg/L	2	4/2/2020 12:01:00 AM	B67751
1,3,5-Trimethylbenzene	ND	2.0		µg/L	2	4/2/2020 12:01:00 AM	B67751
1,2-Dichloroethane (EDC)	ND	2.0		µg/L	2	4/2/2020 12:01:00 AM	B67751
1,2-Dibromoethane (EDB)	ND	2.0		µg/L	2	4/2/2020 12:01:00 AM	B67751
Naphthalene	15	4.0		µg/L	2	4/2/2020 12:01:00 AM	B67751
1-Methylnaphthalene	ND	8.0		µg/L	2	4/2/2020 12:01:00 AM	B67751
2-Methylnaphthalene	ND	8.0		µg/L	2	4/2/2020 12:01:00 AM	B67751
Acetone	ND	20		µg/L	2	4/2/2020 12:01:00 AM	B67751
Bromobenzene	ND	2.0		µg/L	2	4/2/2020 12:01:00 AM	B67751
Bromodichloromethane	ND	2.0		µg/L	2	4/2/2020 12:01:00 AM	B67751
Bromoform	ND	2.0		µg/L	2	4/2/2020 12:01:00 AM	B67751
Bromomethane	ND	6.0		µg/L	2	4/2/2020 12:01:00 AM	B67751
2-Butanone	ND	20		µg/L	2	4/2/2020 12:01:00 AM	B67751
Carbon disulfide	ND	20		µg/L	2	4/2/2020 12:01:00 AM	B67751
Carbon Tetrachloride	ND	2.0		µg/L	2	4/2/2020 12:01:00 AM	B67751
Chlorobenzene	ND	2.0		µg/L	2	4/2/2020 12:01:00 AM	B67751
Chloroethane	ND	4.0		µg/L	2	4/2/2020 12:01:00 AM	B67751
Chloroform	ND	2.0		µg/L	2	4/2/2020 12:01:00 AM	B67751
Chloromethane	ND	6.0		µg/L	2	4/2/2020 12:01:00 AM	B67751
2-Chlorotoluene	ND	2.0		µg/L	2	4/2/2020 12:01:00 AM	B67751
4-Chlorotoluene	ND	2.0		µg/L	2	4/2/2020 12:01:00 AM	B67751
cis-1,2-DCE	200	2.0		µg/L	2	4/2/2020 12:01:00 AM	B67751
cis-1,3-Dichloropropene	ND	2.0		µg/L	2	4/2/2020 12:01:00 AM	B67751
1,2-Dibromo-3-chloropropane	ND	4.0		µg/L	2	4/2/2020 12:01:00 AM	B67751
Dibromochloromethane	ND	2.0		µg/L	2	4/2/2020 12:01:00 AM	B67751
Dibromomethane	ND	2.0		µg/L	2	4/2/2020 12:01:00 AM	B67751
1,2-Dichlorobenzene	ND	2.0		µg/L	2	4/2/2020 12:01:00 AM	B67751
1,3-Dichlorobenzene	ND	2.0		µg/L	2	4/2/2020 12:01:00 AM	B67751
1,4-Dichlorobenzene	ND	2.0		µg/L	2	4/2/2020 12:01:00 AM	B67751
Dichlorodifluoromethane	ND	2.0		µg/L	2	4/2/2020 12:01:00 AM	B67751
1,1-Dichloroethane	210	2.0	E	µg/L	2	4/2/2020 12:01:00 AM	B67751
1,1-Dichloroethene	5.8	2.0		µg/L	2	4/2/2020 12:01:00 AM	B67751

Refer to the QC Summary report and sample login checklist for flagged QC data and preservation information.

Qualifiers:	*	Value exceeds Maximum Contaminant Level.	B	Analyte detected in the associated Method Blank
	D	Sample Diluted Due to Matrix	E	Value above quantitation range
	H	Holding times for preparation or analysis exceeded	J	Analyte detected below quantitation limits
	ND	Not Detected at the Reporting Limit	P	Sample pH Not In Range
	PQL	Practical Quantitative Limit	RL	Reporting Limit
	S	% Recovery outside of range due to dilution or matrix		

Analytical Report

Lab Order: 2003C95

Hall Environmental Analysis Laboratory, Inc.

Date Reported: 10/19/2020

CLIENT: GHD
Project: WT-1

Lab Order: 2003C95

EPA METHOD 8260B: VOLATILES

Analyst: RAA

1,2-Dichloropropane	ND	2.0	µg/L	2	4/2/2020 12:01:00 AM	B67751
1,3-Dichloropropane	ND	2.0	µg/L	2	4/2/2020 12:01:00 AM	B67751
2,2-Dichloropropane	ND	4.0	µg/L	2	4/2/2020 12:01:00 AM	B67751
1,1-Dichloropropene	ND	2.0	µg/L	2	4/2/2020 12:01:00 AM	B67751
Hexachlorobutadiene	ND	2.0	µg/L	2	4/2/2020 12:01:00 AM	B67751
2-Hexanone	ND	20	µg/L	2	4/2/2020 12:01:00 AM	B67751
Isopropylbenzene	3.2	2.0	µg/L	2	4/2/2020 12:01:00 AM	B67751
4-Isopropyltoluene	ND	2.0	µg/L	2	4/2/2020 12:01:00 AM	B67751
4-Methyl-2-pentanone	ND	20	µg/L	2	4/2/2020 12:01:00 AM	B67751
Methylene Chloride	ND	6.0	µg/L	2	4/2/2020 12:01:00 AM	B67751
n-Butylbenzene	ND	6.0	µg/L	2	4/2/2020 12:01:00 AM	B67751
n-Propylbenzene	4.1	2.0	µg/L	2	4/2/2020 12:01:00 AM	B67751
sec-Butylbenzene	ND	2.0	µg/L	2	4/2/2020 12:01:00 AM	B67751
Styrene	ND	2.0	µg/L	2	4/2/2020 12:01:00 AM	B67751
tert-Butylbenzene	ND	2.0	µg/L	2	4/2/2020 12:01:00 AM	B67751
1,1,1,2-Tetrachloroethane	ND	2.0	µg/L	2	4/2/2020 12:01:00 AM	B67751
1,1,2,2-Tetrachloroethane	ND	4.0	µg/L	2	4/2/2020 12:01:00 AM	B67751
Tetrachloroethene (PCE)	4.4	2.0	µg/L	2	4/2/2020 12:01:00 AM	B67751
trans-1,2-DCE	ND	2.0	µg/L	2	4/2/2020 12:01:00 AM	B67751
trans-1,3-Dichloropropene	ND	2.0	µg/L	2	4/2/2020 12:01:00 AM	B67751
1,2,3-Trichlorobenzene	ND	2.0	µg/L	2	4/2/2020 12:01:00 AM	B67751
1,2,4-Trichlorobenzene	ND	2.0	µg/L	2	4/2/2020 12:01:00 AM	B67751
1,1,1-Trichloroethane	3.5	2.0	µg/L	2	4/2/2020 12:01:00 AM	B67751
1,1,2-Trichloroethane	ND	2.0	µg/L	2	4/2/2020 12:01:00 AM	B67751
Trichloroethene (TCE)	16	2.0	µg/L	2	4/2/2020 12:01:00 AM	B67751
Trichlorofluoromethane	ND	2.0	µg/L	2	4/2/2020 12:01:00 AM	B67751
1,2,3-Trichloropropane	ND	4.0	µg/L	2	4/2/2020 12:01:00 AM	B67751
Vinyl chloride	ND	2.0	µg/L	2	4/2/2020 12:01:00 AM	B67751
Xylenes, Total	ND	3.0	µg/L	2	4/2/2020 12:01:00 AM	B67751
Surr: 1,2-Dichloroethane-d4	103	70-130	%Rec	2	4/2/2020 12:01:00 AM	B67751
Surr: 4-Bromofluorobenzene	105	70-130	%Rec	2	4/2/2020 12:01:00 AM	B67751
Surr: Dibromofluoromethane	100	70-130	%Rec	2	4/2/2020 12:01:00 AM	B67751
Surr: Toluene-d8	97.9	70-130	%Rec	2	4/2/2020 12:01:00 AM	B67751

Refer to the QC Summary report and sample login checklist for flagged QC data and preservation information.

Qualifiers:	*	Value exceeds Maximum Contaminant Level.	B	Analyte detected in the associated Method Blank
	D	Sample Diluted Due to Matrix	E	Value above quantitation range
	H	Holding times for preparation or analysis exceeded	J	Analyte detected below quantitation limits
	ND	Not Detected at the Reporting Limit	P	Sample pH Not In Range
	PQL	Practical Quantitative Limit	RL	Reporting Limit
	S	% Recovery outside of range due to dilution or matrix		

Analytical Report

Lab Order: 2003C95

Hall Environmental Analysis Laboratory, Inc.

Date Reported: 10/19/2020

CLIENT: GHD
Project: WT-1

Lab Order: 2003C95

Lab ID: 2003C95-010

Collection Date: 3/25/2020 9:30:00 AM

Client Sample ID: GW-11209238-032520-CN-SVE-5

Matrix: AQUEOUS

Analyses	Result	RL	Qual	Units	DF	Date Analyzed	Batch ID
EPA METHOD 300.0: ANIONS							Analyst: CAS
Sulfate	2600	50	*	mg/L	100	3/31/2020 7:07:58 PM	R67744
EPA METHOD 8260B: VOLATILES							Analyst: RAA
Benzene	710	20		µg/L	20	4/2/2020 2:27:00 AM	B67751
Toluene	ND	20		µg/L	20	4/2/2020 2:27:00 AM	B67751
Ethylbenzene	69	20		µg/L	20	4/2/2020 2:27:00 AM	B67751
Methyl tert-butyl ether (MTBE)	ND	20		µg/L	20	4/2/2020 2:27:00 AM	B67751
1,2,4-Trimethylbenzene	230	20		µg/L	20	4/2/2020 2:27:00 AM	B67751
1,3,5-Trimethylbenzene	26	20		µg/L	20	4/2/2020 2:27:00 AM	B67751
1,2-Dichloroethane (EDC)	ND	10		µg/L	20	4/2/2020 2:27:00 AM	B67751
1,2-Dibromoethane (EDB)	ND	20		µg/L	20	4/2/2020 2:27:00 AM	B67751
Naphthalene	ND	40		µg/L	20	4/2/2020 2:27:00 AM	B67751
1-Methylnaphthalene	ND	80		µg/L	20	4/2/2020 2:27:00 AM	B67751
2-Methylnaphthalene	ND	80		µg/L	20	4/2/2020 2:27:00 AM	B67751
Acetone	230	200		µg/L	20	4/2/2020 2:27:00 AM	B67751
Bromobenzene	ND	20		µg/L	20	4/2/2020 2:27:00 AM	B67751
Bromodichloromethane	ND	20		µg/L	20	4/2/2020 2:27:00 AM	B67751
Bromoform	ND	20		µg/L	20	4/2/2020 2:27:00 AM	B67751
Bromomethane	ND	60		µg/L	20	4/2/2020 2:27:00 AM	B67751
2-Butanone	ND	200		µg/L	20	4/2/2020 2:27:00 AM	B67751
Carbon disulfide	ND	200		µg/L	20	4/2/2020 2:27:00 AM	B67751
Carbon Tetrachloride	ND	20		µg/L	20	4/2/2020 2:27:00 AM	B67751
Chlorobenzene	ND	20		µg/L	20	4/2/2020 2:27:00 AM	B67751
Chloroethane	ND	40		µg/L	20	4/2/2020 2:27:00 AM	B67751
Chloroform	ND	20		µg/L	20	4/2/2020 2:27:00 AM	B67751
Chloromethane	ND	60		µg/L	20	4/2/2020 2:27:00 AM	B67751
2-Chlorotoluene	ND	20		µg/L	20	4/2/2020 2:27:00 AM	B67751
4-Chlorotoluene	ND	20		µg/L	20	4/2/2020 2:27:00 AM	B67751
cis-1,2-DCE	ND	20		µg/L	20	4/2/2020 2:27:00 AM	B67751
cis-1,3-Dichloropropene	ND	20		µg/L	20	4/2/2020 2:27:00 AM	B67751
1,2-Dibromo-3-chloropropane	ND	40		µg/L	20	4/2/2020 2:27:00 AM	B67751
Dibromochloromethane	ND	20		µg/L	20	4/2/2020 2:27:00 AM	B67751
Dibromomethane	ND	20		µg/L	20	4/2/2020 2:27:00 AM	B67751
1,2-Dichlorobenzene	ND	20		µg/L	20	4/2/2020 2:27:00 AM	B67751
1,3-Dichlorobenzene	ND	20		µg/L	20	4/2/2020 2:27:00 AM	B67751
1,4-Dichlorobenzene	ND	20		µg/L	20	4/2/2020 2:27:00 AM	B67751
Dichlorodifluoromethane	ND	20		µg/L	20	4/2/2020 2:27:00 AM	B67751
1,1-Dichloroethane	ND	20		µg/L	20	4/2/2020 2:27:00 AM	B67751
1,1-Dichloroethene	ND	20		µg/L	20	4/2/2020 2:27:00 AM	B67751

Refer to the QC Summary report and sample login checklist for flagged QC data and preservation information.

Qualifiers:	*	Value exceeds Maximum Contaminant Level.	B	Analyte detected in the associated Method Blank
	D	Sample Diluted Due to Matrix	E	Value above quantitation range
	H	Holding times for preparation or analysis exceeded	J	Analyte detected below quantitation limits
	ND	Not Detected at the Reporting Limit	P	Sample pH Not In Range
	PQL	Practical Quantitative Limit	RL	Reporting Limit
	S	% Recovery outside of range due to dilution or matrix		

Analytical Report

Lab Order: 2003C95

Hall Environmental Analysis Laboratory, Inc.

Date Reported: 10/19/2020

CLIENT: GHD
Project: WT-1

Lab Order: 2003C95

EPA METHOD 8260B: VOLATILES

Analyst: RAA

1,2-Dichloropropane	ND	20	µg/L	20	4/2/2020 2:27:00 AM	B67751
1,3-Dichloropropane	ND	20	µg/L	20	4/2/2020 2:27:00 AM	B67751
2,2-Dichloropropane	ND	40	µg/L	20	4/2/2020 2:27:00 AM	B67751
1,1-Dichloropropene	ND	20	µg/L	20	4/2/2020 2:27:00 AM	B67751
Hexachlorobutadiene	ND	20	µg/L	20	4/2/2020 2:27:00 AM	B67751
2-Hexanone	ND	200	µg/L	20	4/2/2020 2:27:00 AM	B67751
Isopropylbenzene	ND	20	µg/L	20	4/2/2020 2:27:00 AM	B67751
4-Isopropyltoluene	ND	20	µg/L	20	4/2/2020 2:27:00 AM	B67751
4-Methyl-2-pentanone	ND	200	µg/L	20	4/2/2020 2:27:00 AM	B67751
Methylene Chloride	ND	60	µg/L	20	4/2/2020 2:27:00 AM	B67751
n-Butylbenzene	ND	60	µg/L	20	4/2/2020 2:27:00 AM	B67751
n-Propylbenzene	24	20	µg/L	20	4/2/2020 2:27:00 AM	B67751
sec-Butylbenzene	ND	20	µg/L	20	4/2/2020 2:27:00 AM	B67751
Styrene	ND	20	µg/L	20	4/2/2020 2:27:00 AM	B67751
tert-Butylbenzene	ND	20	µg/L	20	4/2/2020 2:27:00 AM	B67751
1,1,1,2-Tetrachloroethane	ND	20	µg/L	20	4/2/2020 2:27:00 AM	B67751
1,1,2,2-Tetrachloroethane	ND	40	µg/L	20	4/2/2020 2:27:00 AM	B67751
Tetrachloroethene (PCE)	ND	20	µg/L	20	4/2/2020 2:27:00 AM	B67751
trans-1,2-DCE	ND	20	µg/L	20	4/2/2020 2:27:00 AM	B67751
trans-1,3-Dichloropropene	ND	20	µg/L	20	4/2/2020 2:27:00 AM	B67751
1,2,3-Trichlorobenzene	ND	20	µg/L	20	4/2/2020 2:27:00 AM	B67751
1,2,4-Trichlorobenzene	ND	20	µg/L	20	4/2/2020 2:27:00 AM	B67751
1,1,1-Trichloroethane	ND	20	µg/L	20	4/2/2020 2:27:00 AM	B67751
1,1,2-Trichloroethane	ND	20	µg/L	20	4/2/2020 2:27:00 AM	B67751
Trichloroethene (TCE)	ND	20	µg/L	20	4/2/2020 2:27:00 AM	B67751
Trichlorofluoromethane	ND	20	µg/L	20	4/2/2020 2:27:00 AM	B67751
1,2,3-Trichloropropane	ND	40	µg/L	20	4/2/2020 2:27:00 AM	B67751
Vinyl chloride	ND	20	µg/L	20	4/2/2020 2:27:00 AM	B67751
Xylenes, Total	360	30	µg/L	20	4/2/2020 2:27:00 AM	B67751
Surr: 1,2-Dichloroethane-d4	105	70-130	%Rec	20	4/2/2020 2:27:00 AM	B67751
Surr: 4-Bromofluorobenzene	104	70-130	%Rec	20	4/2/2020 2:27:00 AM	B67751
Surr: Dibromofluoromethane	103	70-130	%Rec	20	4/2/2020 2:27:00 AM	B67751
Surr: Toluene-d8	97.2	70-130	%Rec	20	4/2/2020 2:27:00 AM	B67751

Refer to the QC Summary report and sample login checklist for flagged QC data and preservation information.

Qualifiers:	*	Value exceeds Maximum Contaminant Level.	B	Analyte detected in the associated Method Blank
	D	Sample Diluted Due to Matrix	E	Value above quantitation range
	H	Holding times for preparation or analysis exceeded	J	Analyte detected below quantitation limits
	ND	Not Detected at the Reporting Limit	P	Sample pH Not In Range
	PQL	Practical Quantitative Limit	RL	Reporting Limit
	S	% Recovery outside of range due to dilution or matrix		

Analytical Report

Lab Order: 2003C95

Date Reported: 10/19/2020

Hall Environmental Analysis Laboratory, Inc.

CLIENT: GHD
Project: WT-1

Lab Order: 2003C95

Lab ID: 2003C95-011

Collection Date: 3/25/2020 3:00:00 PM

Client Sample ID: GW-11209238-032520-CN-SVE-7

Matrix: AQUEOUS

Analyses	Result	RL	Qual	Units	DF	Date Analyzed	Batch ID
EPA METHOD 300.0: ANIONS							Analyst: CAS
Sulfate	680	50	*	mg/L	100	3/31/2020 7:32:47 PM	R67744
EPA METHOD 8260B: VOLATILES							Analyst: RAA
Benzene	ND	1.0		µg/L	1	4/2/2020 2:51:00 AM	B67751
Toluene	ND	1.0		µg/L	1	4/2/2020 2:51:00 AM	B67751
Ethylbenzene	ND	1.0		µg/L	1	4/2/2020 2:51:00 AM	B67751
Methyl tert-butyl ether (MTBE)	ND	1.0		µg/L	1	4/2/2020 2:51:00 AM	B67751
1,2,4-Trimethylbenzene	ND	1.0		µg/L	1	4/2/2020 2:51:00 AM	B67751
1,3,5-Trimethylbenzene	ND	1.0		µg/L	1	4/2/2020 2:51:00 AM	B67751
1,2-Dichloroethane (EDC)	ND	1.0		µg/L	1	4/2/2020 2:51:00 AM	B67751
1,2-Dibromoethane (EDB)	ND	1.0		µg/L	1	4/2/2020 2:51:00 AM	B67751
Naphthalene	ND	2.0		µg/L	1	4/2/2020 2:51:00 AM	B67751
1-Methylnaphthalene	ND	4.0		µg/L	1	4/2/2020 2:51:00 AM	B67751
2-Methylnaphthalene	ND	4.0		µg/L	1	4/2/2020 2:51:00 AM	B67751
Acetone	ND	10		µg/L	1	4/2/2020 2:51:00 AM	B67751
Bromobenzene	ND	1.0		µg/L	1	4/2/2020 2:51:00 AM	B67751
Bromodichloromethane	ND	1.0		µg/L	1	4/2/2020 2:51:00 AM	B67751
Bromoform	ND	1.0		µg/L	1	4/2/2020 2:51:00 AM	B67751
Bromomethane	ND	3.0		µg/L	1	4/2/2020 2:51:00 AM	B67751
2-Butanone	ND	10		µg/L	1	4/2/2020 2:51:00 AM	B67751
Carbon disulfide	ND	10		µg/L	1	4/2/2020 2:51:00 AM	B67751
Carbon Tetrachloride	ND	1.0		µg/L	1	4/2/2020 2:51:00 AM	B67751
Chlorobenzene	ND	1.0		µg/L	1	4/2/2020 2:51:00 AM	B67751
Chloroethane	ND	2.0		µg/L	1	4/2/2020 2:51:00 AM	B67751
Chloroform	ND	1.0		µg/L	1	4/2/2020 2:51:00 AM	B67751
Chloromethane	ND	3.0		µg/L	1	4/2/2020 2:51:00 AM	B67751
2-Chlorotoluene	ND	1.0		µg/L	1	4/2/2020 2:51:00 AM	B67751
4-Chlorotoluene	ND	1.0		µg/L	1	4/2/2020 2:51:00 AM	B67751
cis-1,2-DCE	ND	1.0		µg/L	1	4/2/2020 2:51:00 AM	B67751
cis-1,3-Dichloropropene	ND	1.0		µg/L	1	4/2/2020 2:51:00 AM	B67751
1,2-Dibromo-3-chloropropane	ND	2.0		µg/L	1	4/2/2020 2:51:00 AM	B67751
Dibromochloromethane	ND	1.0		µg/L	1	4/2/2020 2:51:00 AM	B67751
Dibromomethane	ND	1.0		µg/L	1	4/2/2020 2:51:00 AM	B67751
1,2-Dichlorobenzene	ND	1.0		µg/L	1	4/2/2020 2:51:00 AM	B67751
1,3-Dichlorobenzene	ND	1.0		µg/L	1	4/2/2020 2:51:00 AM	B67751
1,4-Dichlorobenzene	ND	1.0		µg/L	1	4/2/2020 2:51:00 AM	B67751
Dichlorodifluoromethane	ND	1.0		µg/L	1	4/2/2020 2:51:00 AM	B67751
1,1-Dichloroethane	ND	1.0		µg/L	1	4/2/2020 2:51:00 AM	B67751
1,1-Dichloroethene	ND	1.0		µg/L	1	4/2/2020 2:51:00 AM	B67751

Refer to the QC Summary report and sample login checklist for flagged QC data and preservation information.

Qualifiers:	*	Value exceeds Maximum Contaminant Level.	B	Analyte detected in the associated Method Blank
	D	Sample Diluted Due to Matrix	E	Value above quantitation range
	H	Holding times for preparation or analysis exceeded	J	Analyte detected below quantitation limits
	ND	Not Detected at the Reporting Limit	P	Sample pH Not In Range
	PQL	Practical Quantitative Limit	RL	Reporting Limit
	S	% Recovery outside of range due to dilution or matrix		

Analytical Report

Lab Order: 2003C95

Hall Environmental Analysis Laboratory, Inc.

Date Reported: 10/19/2020

CLIENT: GHD
Project: WT-1

Lab Order: 2003C95

EPA METHOD 8260B: VOLATILES

Analyst: RAA

1,2-Dichloropropane	ND	1.0	µg/L	1	4/2/2020 2:51:00 AM	B67751
1,3-Dichloropropane	ND	1.0	µg/L	1	4/2/2020 2:51:00 AM	B67751
2,2-Dichloropropane	ND	2.0	µg/L	1	4/2/2020 2:51:00 AM	B67751
1,1-Dichloropropene	ND	1.0	µg/L	1	4/2/2020 2:51:00 AM	B67751
Hexachlorobutadiene	ND	1.0	µg/L	1	4/2/2020 2:51:00 AM	B67751
2-Hexanone	ND	10	µg/L	1	4/2/2020 2:51:00 AM	B67751
Isopropylbenzene	ND	1.0	µg/L	1	4/2/2020 2:51:00 AM	B67751
4-Isopropyltoluene	ND	1.0	µg/L	1	4/2/2020 2:51:00 AM	B67751
4-Methyl-2-pentanone	ND	10	µg/L	1	4/2/2020 2:51:00 AM	B67751
Methylene Chloride	ND	3.0	µg/L	1	4/2/2020 2:51:00 AM	B67751
n-Butylbenzene	ND	3.0	µg/L	1	4/2/2020 2:51:00 AM	B67751
n-Propylbenzene	ND	1.0	µg/L	1	4/2/2020 2:51:00 AM	B67751
sec-Butylbenzene	ND	1.0	µg/L	1	4/2/2020 2:51:00 AM	B67751
Styrene	ND	1.0	µg/L	1	4/2/2020 2:51:00 AM	B67751
tert-Butylbenzene	ND	1.0	µg/L	1	4/2/2020 2:51:00 AM	B67751
1,1,1,2-Tetrachloroethane	ND	1.0	µg/L	1	4/2/2020 2:51:00 AM	B67751
1,1,2,2-Tetrachloroethane	ND	2.0	µg/L	1	4/2/2020 2:51:00 AM	B67751
Tetrachloroethene (PCE)	ND	1.0	µg/L	1	4/2/2020 2:51:00 AM	B67751
trans-1,2-DCE	ND	1.0	µg/L	1	4/2/2020 2:51:00 AM	B67751
trans-1,3-Dichloropropene	ND	1.0	µg/L	1	4/2/2020 2:51:00 AM	B67751
1,2,3-Trichlorobenzene	ND	1.0	µg/L	1	4/2/2020 2:51:00 AM	B67751
1,2,4-Trichlorobenzene	ND	1.0	µg/L	1	4/2/2020 2:51:00 AM	B67751
1,1,1-Trichloroethane	ND	1.0	µg/L	1	4/2/2020 2:51:00 AM	B67751
1,1,2-Trichloroethane	ND	1.0	µg/L	1	4/2/2020 2:51:00 AM	B67751
Trichloroethene (TCE)	ND	1.0	µg/L	1	4/2/2020 2:51:00 AM	B67751
Trichlorofluoromethane	ND	1.0	µg/L	1	4/2/2020 2:51:00 AM	B67751
1,2,3-Trichloropropane	ND	2.0	µg/L	1	4/2/2020 2:51:00 AM	B67751
Vinyl chloride	ND	1.0	µg/L	1	4/2/2020 2:51:00 AM	B67751
Xylenes, Total	ND	1.5	µg/L	1	4/2/2020 2:51:00 AM	B67751
Surr: 1,2-Dichloroethane-d4	102	70-130	%Rec	1	4/2/2020 2:51:00 AM	B67751
Surr: 4-Bromofluorobenzene	101	70-130	%Rec	1	4/2/2020 2:51:00 AM	B67751
Surr: Dibromofluoromethane	103	70-130	%Rec	1	4/2/2020 2:51:00 AM	B67751
Surr: Toluene-d8	104	70-130	%Rec	1	4/2/2020 2:51:00 AM	B67751

Refer to the QC Summary report and sample login checklist for flagged QC data and preservation information.

Qualifiers:	*	Value exceeds Maximum Contaminant Level.	B	Analyte detected in the associated Method Blank
	D	Sample Diluted Due to Matrix	E	Value above quantitation range
	H	Holding times for preparation or analysis exceeded	J	Analyte detected below quantitation limits
	ND	Not Detected at the Reporting Limit	P	Sample pH Not In Range
	PQL	Practical Quantitative Limit	RL	Reporting Limit
	S	% Recovery outside of range due to dilution or matrix		

Analytical Report

Lab Order: 2003C95

Date Reported: 10/19/2020

Hall Environmental Analysis Laboratory, Inc.

CLIENT: GHD
Project: WT-1

Lab Order: 2003C95

Lab ID: 2003C95-012

Collection Date: 3/25/2020 2:00:00 PM

Client Sample ID: GW-11209238-032520-CN-SVE-8

Matrix: AQUEOUS

Analyses	Result	RL	Qual	Units	DF	Date Analyzed	Batch ID
EPA METHOD 300.0: ANIONS							Analyst: CAS
Sulfate	860	50	*	mg/L	100	3/31/2020 8:22:25 PM	R67744
EPA METHOD 8260B: VOLATILES							Analyst: RAA
Benzene	ND	1.0		µg/L	1	4/2/2020 3:15:00 AM	B67751
Toluene	ND	1.0		µg/L	1	4/2/2020 3:15:00 AM	B67751
Ethylbenzene	ND	1.0		µg/L	1	4/2/2020 3:15:00 AM	B67751
Methyl tert-butyl ether (MTBE)	ND	1.0		µg/L	1	4/2/2020 3:15:00 AM	B67751
1,2,4-Trimethylbenzene	ND	1.0		µg/L	1	4/2/2020 3:15:00 AM	B67751
1,3,5-Trimethylbenzene	ND	1.0		µg/L	1	4/2/2020 3:15:00 AM	B67751
1,2-Dichloroethane (EDC)	ND	1.0		µg/L	1	4/2/2020 3:15:00 AM	B67751
1,2-Dibromoethane (EDB)	ND	1.0		µg/L	1	4/2/2020 3:15:00 AM	B67751
Naphthalene	ND	2.0		µg/L	1	4/2/2020 3:15:00 AM	B67751
1-Methylnaphthalene	ND	4.0		µg/L	1	4/2/2020 3:15:00 AM	B67751
2-Methylnaphthalene	ND	4.0		µg/L	1	4/2/2020 3:15:00 AM	B67751
Acetone	ND	10		µg/L	1	4/2/2020 3:15:00 AM	B67751
Bromobenzene	ND	1.0		µg/L	1	4/2/2020 3:15:00 AM	B67751
Bromodichloromethane	ND	1.0		µg/L	1	4/2/2020 3:15:00 AM	B67751
Bromoform	ND	1.0		µg/L	1	4/2/2020 3:15:00 AM	B67751
Bromomethane	ND	3.0		µg/L	1	4/2/2020 3:15:00 AM	B67751
2-Butanone	ND	10		µg/L	1	4/2/2020 3:15:00 AM	B67751
Carbon disulfide	ND	10		µg/L	1	4/2/2020 3:15:00 AM	B67751
Carbon Tetrachloride	ND	1.0		µg/L	1	4/2/2020 3:15:00 AM	B67751
Chlorobenzene	ND	1.0		µg/L	1	4/2/2020 3:15:00 AM	B67751
Chloroethane	ND	2.0		µg/L	1	4/2/2020 3:15:00 AM	B67751
Chloroform	ND	1.0		µg/L	1	4/2/2020 3:15:00 AM	B67751
Chloromethane	ND	3.0		µg/L	1	4/2/2020 3:15:00 AM	B67751
2-Chlorotoluene	ND	1.0		µg/L	1	4/2/2020 3:15:00 AM	B67751
4-Chlorotoluene	ND	1.0		µg/L	1	4/2/2020 3:15:00 AM	B67751
cis-1,2-DCE	ND	1.0		µg/L	1	4/2/2020 3:15:00 AM	B67751
cis-1,3-Dichloropropene	ND	1.0		µg/L	1	4/2/2020 3:15:00 AM	B67751
1,2-Dibromo-3-chloropropane	ND	2.0		µg/L	1	4/2/2020 3:15:00 AM	B67751
Dibromochloromethane	ND	1.0		µg/L	1	4/2/2020 3:15:00 AM	B67751
Dibromomethane	ND	1.0		µg/L	1	4/2/2020 3:15:00 AM	B67751
1,2-Dichlorobenzene	ND	1.0		µg/L	1	4/2/2020 3:15:00 AM	B67751
1,3-Dichlorobenzene	ND	1.0		µg/L	1	4/2/2020 3:15:00 AM	B67751
1,4-Dichlorobenzene	ND	1.0		µg/L	1	4/2/2020 3:15:00 AM	B67751
Dichlorodifluoromethane	ND	1.0		µg/L	1	4/2/2020 3:15:00 AM	B67751
1,1-Dichloroethane	ND	1.0		µg/L	1	4/2/2020 3:15:00 AM	B67751
1,1-Dichloroethene	ND	1.0		µg/L	1	4/2/2020 3:15:00 AM	B67751

Refer to the QC Summary report and sample login checklist for flagged QC data and preservation information.

Qualifiers:	*	Value exceeds Maximum Contaminant Level.	B	Analyte detected in the associated Method Blank
	D	Sample Diluted Due to Matrix	E	Value above quantitation range
	H	Holding times for preparation or analysis exceeded	J	Analyte detected below quantitation limits
	ND	Not Detected at the Reporting Limit	P	Sample pH Not In Range
	PQL	Practical Quantitative Limit	RL	Reporting Limit
	S	% Recovery outside of range due to dilution or matrix		

Analytical Report

Lab Order: 2003C95

Hall Environmental Analysis Laboratory, Inc.

Date Reported: 10/19/2020

CLIENT: GHD
Project: WT-1

Lab Order: 2003C95

EPA METHOD 8260B: VOLATILES

Analyst: RAA

1,2-Dichloropropane	ND	1.0	µg/L	1	4/2/2020 3:15:00 AM	B67751
1,3-Dichloropropane	ND	1.0	µg/L	1	4/2/2020 3:15:00 AM	B67751
2,2-Dichloropropane	ND	2.0	µg/L	1	4/2/2020 3:15:00 AM	B67751
1,1-Dichloropropene	ND	1.0	µg/L	1	4/2/2020 3:15:00 AM	B67751
Hexachlorobutadiene	ND	1.0	µg/L	1	4/2/2020 3:15:00 AM	B67751
2-Hexanone	ND	10	µg/L	1	4/2/2020 3:15:00 AM	B67751
Isopropylbenzene	ND	1.0	µg/L	1	4/2/2020 3:15:00 AM	B67751
4-Isopropyltoluene	ND	1.0	µg/L	1	4/2/2020 3:15:00 AM	B67751
4-Methyl-2-pentanone	ND	10	µg/L	1	4/2/2020 3:15:00 AM	B67751
Methylene Chloride	ND	3.0	µg/L	1	4/2/2020 3:15:00 AM	B67751
n-Butylbenzene	ND	3.0	µg/L	1	4/2/2020 3:15:00 AM	B67751
n-Propylbenzene	ND	1.0	µg/L	1	4/2/2020 3:15:00 AM	B67751
sec-Butylbenzene	ND	1.0	µg/L	1	4/2/2020 3:15:00 AM	B67751
Styrene	ND	1.0	µg/L	1	4/2/2020 3:15:00 AM	B67751
tert-Butylbenzene	ND	1.0	µg/L	1	4/2/2020 3:15:00 AM	B67751
1,1,1,2-Tetrachloroethane	ND	1.0	µg/L	1	4/2/2020 3:15:00 AM	B67751
1,1,2,2-Tetrachloroethane	ND	2.0	µg/L	1	4/2/2020 3:15:00 AM	B67751
Tetrachloroethene (PCE)	ND	1.0	µg/L	1	4/2/2020 3:15:00 AM	B67751
trans-1,2-DCE	ND	1.0	µg/L	1	4/2/2020 3:15:00 AM	B67751
trans-1,3-Dichloropropene	ND	1.0	µg/L	1	4/2/2020 3:15:00 AM	B67751
1,2,3-Trichlorobenzene	ND	1.0	µg/L	1	4/2/2020 3:15:00 AM	B67751
1,2,4-Trichlorobenzene	ND	1.0	µg/L	1	4/2/2020 3:15:00 AM	B67751
1,1,1-Trichloroethane	ND	1.0	µg/L	1	4/2/2020 3:15:00 AM	B67751
1,1,2-Trichloroethane	ND	1.0	µg/L	1	4/2/2020 3:15:00 AM	B67751
Trichloroethene (TCE)	ND	1.0	µg/L	1	4/2/2020 3:15:00 AM	B67751
Trichlorofluoromethane	ND	1.0	µg/L	1	4/2/2020 3:15:00 AM	B67751
1,2,3-Trichloropropane	ND	2.0	µg/L	1	4/2/2020 3:15:00 AM	B67751
Vinyl chloride	ND	1.0	µg/L	1	4/2/2020 3:15:00 AM	B67751
Xylenes, Total	ND	1.5	µg/L	1	4/2/2020 3:15:00 AM	B67751
Surr: 1,2-Dichloroethane-d4	108	70-130	%Rec	1	4/2/2020 3:15:00 AM	B67751
Surr: 4-Bromofluorobenzene	99.8	70-130	%Rec	1	4/2/2020 3:15:00 AM	B67751
Surr: Dibromofluoromethane	97.5	70-130	%Rec	1	4/2/2020 3:15:00 AM	B67751
Surr: Toluene-d8	98.0	70-130	%Rec	1	4/2/2020 3:15:00 AM	B67751

Refer to the QC Summary report and sample login checklist for flagged QC data and preservation information.

Qualifiers:	*	Value exceeds Maximum Contaminant Level.	B	Analyte detected in the associated Method Blank
	D	Sample Diluted Due to Matrix	E	Value above quantitation range
	H	Holding times for preparation or analysis exceeded	J	Analyte detected below quantitation limits
	ND	Not Detected at the Reporting Limit	P	Sample pH Not In Range
	PQL	Practical Quantitative Limit	RL	Reporting Limit
	S	% Recovery outside of range due to dilution or matrix		

Analytical Report

Lab Order: 2003C95

Date Reported: 10/19/2020

Hall Environmental Analysis Laboratory, Inc.

CLIENT: GHD
Project: WT-1

Lab Order: 2003C95

Lab ID: 2003C95-013

Collection Date: 3/25/2020 1:00:00 PM

Client Sample ID: GW-11209238-032520-CN-SVE-9

Matrix: AQUEOUS

Analyses	Result	RL	Qual	Units	DF	Date Analyzed	Batch ID
EPA METHOD 300.0: ANIONS							Analyst: CAS
Sulfate	1000	50	*	mg/L	100	3/31/2020 8:47:14 PM	R67744
EPA METHOD 8260B: VOLATILES							Analyst: RAA
Benzene	28	1.0		µg/L	1	4/2/2020 3:40:00 AM	B67751
Toluene	ND	1.0		µg/L	1	4/2/2020 3:40:00 AM	B67751
Ethylbenzene	ND	1.0		µg/L	1	4/2/2020 3:40:00 AM	B67751
Methyl tert-butyl ether (MTBE)	ND	1.0		µg/L	1	4/2/2020 3:40:00 AM	B67751
1,2,4-Trimethylbenzene	ND	1.0		µg/L	1	4/2/2020 3:40:00 AM	B67751
1,3,5-Trimethylbenzene	1.4	1.0		µg/L	1	4/2/2020 3:40:00 AM	B67751
1,2-Dichloroethane (EDC)	ND	1.0		µg/L	1	4/2/2020 3:40:00 AM	B67751
1,2-Dibromoethane (EDB)	ND	1.0		µg/L	1	4/2/2020 3:40:00 AM	B67751
Naphthalene	ND	2.0		µg/L	1	4/2/2020 3:40:00 AM	B67751
1-Methylnaphthalene	ND	4.0		µg/L	1	4/2/2020 3:40:00 AM	B67751
2-Methylnaphthalene	ND	4.0		µg/L	1	4/2/2020 3:40:00 AM	B67751
Acetone	41	10		µg/L	1	4/2/2020 3:40:00 AM	B67751
Bromobenzene	ND	1.0		µg/L	1	4/2/2020 3:40:00 AM	B67751
Bromodichloromethane	ND	1.0		µg/L	1	4/2/2020 3:40:00 AM	B67751
Bromoform	2.1	1.0		µg/L	1	4/2/2020 3:40:00 AM	B67751
Bromomethane	ND	3.0		µg/L	1	4/2/2020 3:40:00 AM	B67751
2-Butanone	ND	10		µg/L	1	4/2/2020 3:40:00 AM	B67751
Carbon disulfide	ND	10		µg/L	1	4/2/2020 3:40:00 AM	B67751
Carbon Tetrachloride	ND	1.0		µg/L	1	4/2/2020 3:40:00 AM	B67751
Chlorobenzene	ND	1.0		µg/L	1	4/2/2020 3:40:00 AM	B67751
Chloroethane	ND	2.0		µg/L	1	4/2/2020 3:40:00 AM	B67751
Chloroform	ND	1.0		µg/L	1	4/2/2020 3:40:00 AM	B67751
Chloromethane	ND	3.0		µg/L	1	4/2/2020 3:40:00 AM	B67751
2-Chlorotoluene	ND	1.0		µg/L	1	4/2/2020 3:40:00 AM	B67751
4-Chlorotoluene	ND	1.0		µg/L	1	4/2/2020 3:40:00 AM	B67751
cis-1,2-DCE	ND	1.0		µg/L	1	4/2/2020 3:40:00 AM	B67751
cis-1,3-Dichloropropene	ND	1.0		µg/L	1	4/2/2020 3:40:00 AM	B67751
1,2-Dibromo-3-chloropropane	ND	2.0		µg/L	1	4/2/2020 3:40:00 AM	B67751
Dibromochloromethane	ND	1.0		µg/L	1	4/2/2020 3:40:00 AM	B67751
Dibromomethane	ND	1.0		µg/L	1	4/2/2020 3:40:00 AM	B67751
1,2-Dichlorobenzene	ND	1.0		µg/L	1	4/2/2020 3:40:00 AM	B67751
1,3-Dichlorobenzene	ND	1.0		µg/L	1	4/2/2020 3:40:00 AM	B67751
1,4-Dichlorobenzene	ND	1.0		µg/L	1	4/2/2020 3:40:00 AM	B67751
Dichlorodifluoromethane	ND	1.0		µg/L	1	4/2/2020 3:40:00 AM	B67751
1,1-Dichloroethane	ND	1.0		µg/L	1	4/2/2020 3:40:00 AM	B67751
1,1-Dichloroethene	ND	1.0		µg/L	1	4/2/2020 3:40:00 AM	B67751

Refer to the QC Summary report and sample login checklist for flagged QC data and preservation information.

Qualifiers:	*	Value exceeds Maximum Contaminant Level.	B	Analyte detected in the associated Method Blank
	D	Sample Diluted Due to Matrix	E	Value above quantitation range
	H	Holding times for preparation or analysis exceeded	J	Analyte detected below quantitation limits
	ND	Not Detected at the Reporting Limit	P	Sample pH Not In Range
	PQL	Practical Quantitative Limit	RL	Reporting Limit
	S	% Recovery outside of range due to dilution or matrix		

Analytical Report

Lab Order: 2003C95

Hall Environmental Analysis Laboratory, Inc.

Date Reported: 10/19/2020

CLIENT: GHD
Project: WT-1

Lab Order: 2003C95

EPA METHOD 8260B: VOLATILES

Analyst: RAA

1,2-Dichloropropane	ND	1.0	µg/L	1	4/2/2020 3:40:00 AM	B67751
1,3-Dichloropropane	ND	1.0	µg/L	1	4/2/2020 3:40:00 AM	B67751
2,2-Dichloropropane	ND	2.0	µg/L	1	4/2/2020 3:40:00 AM	B67751
1,1-Dichloropropene	ND	1.0	µg/L	1	4/2/2020 3:40:00 AM	B67751
Hexachlorobutadiene	ND	1.0	µg/L	1	4/2/2020 3:40:00 AM	B67751
2-Hexanone	ND	10	µg/L	1	4/2/2020 3:40:00 AM	B67751
Isopropylbenzene	ND	1.0	µg/L	1	4/2/2020 3:40:00 AM	B67751
4-Isopropyltoluene	ND	1.0	µg/L	1	4/2/2020 3:40:00 AM	B67751
4-Methyl-2-pentanone	ND	10	µg/L	1	4/2/2020 3:40:00 AM	B67751
Methylene Chloride	ND	3.0	µg/L	1	4/2/2020 3:40:00 AM	B67751
n-Butylbenzene	ND	3.0	µg/L	1	4/2/2020 3:40:00 AM	B67751
n-Propylbenzene	ND	1.0	µg/L	1	4/2/2020 3:40:00 AM	B67751
sec-Butylbenzene	ND	1.0	µg/L	1	4/2/2020 3:40:00 AM	B67751
Styrene	ND	1.0	µg/L	1	4/2/2020 3:40:00 AM	B67751
tert-Butylbenzene	ND	1.0	µg/L	1	4/2/2020 3:40:00 AM	B67751
1,1,1,2-Tetrachloroethane	ND	1.0	µg/L	1	4/2/2020 3:40:00 AM	B67751
1,1,2,2-Tetrachloroethane	ND	2.0	µg/L	1	4/2/2020 3:40:00 AM	B67751
Tetrachloroethene (PCE)	ND	1.0	µg/L	1	4/2/2020 3:40:00 AM	B67751
trans-1,2-DCE	ND	1.0	µg/L	1	4/2/2020 3:40:00 AM	B67751
trans-1,3-Dichloropropene	ND	1.0	µg/L	1	4/2/2020 3:40:00 AM	B67751
1,2,3-Trichlorobenzene	ND	1.0	µg/L	1	4/2/2020 3:40:00 AM	B67751
1,2,4-Trichlorobenzene	ND	1.0	µg/L	1	4/2/2020 3:40:00 AM	B67751
1,1,1-Trichloroethane	ND	1.0	µg/L	1	4/2/2020 3:40:00 AM	B67751
1,1,2-Trichloroethane	ND	1.0	µg/L	1	4/2/2020 3:40:00 AM	B67751
Trichloroethene (TCE)	ND	1.0	µg/L	1	4/2/2020 3:40:00 AM	B67751
Trichlorofluoromethane	ND	1.0	µg/L	1	4/2/2020 3:40:00 AM	B67751
1,2,3-Trichloropropane	ND	2.0	µg/L	1	4/2/2020 3:40:00 AM	B67751
Vinyl chloride	ND	1.0	µg/L	1	4/2/2020 3:40:00 AM	B67751
Xylenes, Total	2.4	1.5	µg/L	1	4/2/2020 3:40:00 AM	B67751
Surr: 1,2-Dichloroethane-d4	104	70-130	%Rec	1	4/2/2020 3:40:00 AM	B67751
Surr: 4-Bromofluorobenzene	102	70-130	%Rec	1	4/2/2020 3:40:00 AM	B67751
Surr: Dibromofluoromethane	101	70-130	%Rec	1	4/2/2020 3:40:00 AM	B67751
Surr: Toluene-d8	107	70-130	%Rec	1	4/2/2020 3:40:00 AM	B67751

Refer to the QC Summary report and sample login checklist for flagged QC data and preservation information.

Qualifiers:	*	Value exceeds Maximum Contaminant Level.	B	Analyte detected in the associated Method Blank
	D	Sample Diluted Due to Matrix	E	Value above quantitation range
	H	Holding times for preparation or analysis exceeded	J	Analyte detected below quantitation limits
	ND	Not Detected at the Reporting Limit	P	Sample pH Not In Range
	PQL	Practical Quantitative Limit	RL	Reporting Limit
	S	% Recovery outside of range due to dilution or matrix		

Analytical Report

Lab Order: 2003C95

Hall Environmental Analysis Laboratory, Inc.

Date Reported: 10/19/2020

CLIENT: GHD
Project: WT-1

Lab Order: 2003C95

Lab ID: 2003C95-014

Collection Date: 3/25/2020 12:00:00 PM

Client Sample ID: GW-11209238-032520-CN-SVE-12

Matrix: AQUEOUS

Analyses	Result	RL	Qual	Units	DF	Date Analyzed	Batch ID
EPA METHOD 300.0: ANIONS							Analyst: CAS
Sulfate	1900	50	*	mg/L	100	3/31/2020 9:12:03 PM	R67744
EPA METHOD 8260B: VOLATILES							Analyst: RAA
Benzene	2600	100		µg/L	100	4/2/2020 4:04:00 AM	B67751
Toluene	ND	10		µg/L	10	4/2/2020 4:29:00 AM	B67751
Ethylbenzene	260	10		µg/L	10	4/2/2020 4:29:00 AM	B67751
Methyl tert-butyl ether (MTBE)	ND	10		µg/L	10	4/2/2020 4:29:00 AM	B67751
1,2,4-Trimethylbenzene	170	10		µg/L	10	4/2/2020 4:29:00 AM	B67751
1,3,5-Trimethylbenzene	ND	10		µg/L	10	4/2/2020 4:29:00 AM	B67751
1,2-Dichloroethane (EDC)	ND	10		µg/L	10	4/2/2020 4:29:00 AM	B67751
1,2-Dibromoethane (EDB)	ND	10		µg/L	10	4/2/2020 4:29:00 AM	B67751
Naphthalene	ND	20		µg/L	10	4/2/2020 4:29:00 AM	B67751
1-Methylnaphthalene	ND	40		µg/L	10	4/2/2020 4:29:00 AM	B67751
2-Methylnaphthalene	ND	40		µg/L	10	4/2/2020 4:29:00 AM	B67751
Acetone	ND	100		µg/L	10	4/2/2020 4:29:00 AM	B67751
Bromobenzene	ND	10		µg/L	10	4/2/2020 4:29:00 AM	B67751
Bromodichloromethane	ND	10		µg/L	10	4/2/2020 4:29:00 AM	B67751
Bromoform	ND	10		µg/L	10	4/2/2020 4:29:00 AM	B67751
Bromomethane	ND	30		µg/L	10	4/2/2020 4:29:00 AM	B67751
2-Butanone	ND	100		µg/L	10	4/2/2020 4:29:00 AM	B67751
Carbon disulfide	ND	100		µg/L	10	4/2/2020 4:29:00 AM	B67751
Carbon Tetrachloride	ND	10		µg/L	10	4/2/2020 4:29:00 AM	B67751
Chlorobenzene	ND	10		µg/L	10	4/2/2020 4:29:00 AM	B67751
Chloroethane	ND	20		µg/L	10	4/2/2020 4:29:00 AM	B67751
Chloroform	ND	10		µg/L	10	4/2/2020 4:29:00 AM	B67751
Chloromethane	ND	30		µg/L	10	4/2/2020 4:29:00 AM	B67751
2-Chlorotoluene	ND	10		µg/L	10	4/2/2020 4:29:00 AM	B67751
4-Chlorotoluene	ND	10		µg/L	10	4/2/2020 4:29:00 AM	B67751
cis-1,2-DCE	ND	10		µg/L	10	4/2/2020 4:29:00 AM	B67751
cis-1,3-Dichloropropene	ND	10		µg/L	10	4/2/2020 4:29:00 AM	B67751
1,2-Dibromo-3-chloropropane	ND	20		µg/L	10	4/2/2020 4:29:00 AM	B67751
Dibromochloromethane	ND	10		µg/L	10	4/2/2020 4:29:00 AM	B67751
Dibromomethane	ND	10		µg/L	10	4/2/2020 4:29:00 AM	B67751
1,2-Dichlorobenzene	ND	10		µg/L	10	4/2/2020 4:29:00 AM	B67751
1,3-Dichlorobenzene	ND	10		µg/L	10	4/2/2020 4:29:00 AM	B67751
1,4-Dichlorobenzene	ND	10		µg/L	10	4/2/2020 4:29:00 AM	B67751
Dichlorodifluoromethane	ND	10		µg/L	10	4/2/2020 4:29:00 AM	B67751
1,1-Dichloroethane	ND	10		µg/L	10	4/2/2020 4:29:00 AM	B67751
1,1-Dichloroethene	ND	10		µg/L	10	4/2/2020 4:29:00 AM	B67751

Refer to the QC Summary report and sample login checklist for flagged QC data and preservation information.

Qualifiers:	*	Value exceeds Maximum Contaminant Level.	B	Analyte detected in the associated Method Blank
	D	Sample Diluted Due to Matrix	E	Value above quantitation range
	H	Holding times for preparation or analysis exceeded	J	Analyte detected below quantitation limits
	ND	Not Detected at the Reporting Limit	P	Sample pH Not In Range
	PQL	Practical Quantitative Limit	RL	Reporting Limit
	S	% Recovery outside of range due to dilution or matrix		

Analytical Report

Lab Order: 2003C95

Hall Environmental Analysis Laboratory, Inc.

Date Reported: 10/19/2020

CLIENT: GHD
Project: WT-1

Lab Order: 2003C95

EPA METHOD 8260B: VOLATILES

Analyst: RAA

1,2-Dichloropropane	ND	10	µg/L	10	4/2/2020 4:29:00 AM	B67751
1,3-Dichloropropane	ND	10	µg/L	10	4/2/2020 4:29:00 AM	B67751
2,2-Dichloropropane	ND	20	µg/L	10	4/2/2020 4:29:00 AM	B67751
1,1-Dichloropropene	ND	10	µg/L	10	4/2/2020 4:29:00 AM	B67751
Hexachlorobutadiene	ND	10	µg/L	10	4/2/2020 4:29:00 AM	B67751
2-Hexanone	ND	100	µg/L	10	4/2/2020 4:29:00 AM	B67751
Isopropylbenzene	31	10	µg/L	10	4/2/2020 4:29:00 AM	B67751
4-Isopropyltoluene	ND	10	µg/L	10	4/2/2020 4:29:00 AM	B67751
4-Methyl-2-pentanone	ND	100	µg/L	10	4/2/2020 4:29:00 AM	B67751
Methylene Chloride	ND	30	µg/L	10	4/2/2020 4:29:00 AM	B67751
n-Butylbenzene	ND	30	µg/L	10	4/2/2020 4:29:00 AM	B67751
n-Propylbenzene	39	10	µg/L	10	4/2/2020 4:29:00 AM	B67751
sec-Butylbenzene	10	10	µg/L	10	4/2/2020 4:29:00 AM	B67751
Styrene	ND	10	µg/L	10	4/2/2020 4:29:00 AM	B67751
tert-Butylbenzene	ND	10	µg/L	10	4/2/2020 4:29:00 AM	B67751
1,1,1,2-Tetrachloroethane	ND	10	µg/L	10	4/2/2020 4:29:00 AM	B67751
1,1,2,2-Tetrachloroethane	ND	20	µg/L	10	4/2/2020 4:29:00 AM	B67751
Tetrachloroethene (PCE)	ND	10	µg/L	10	4/2/2020 4:29:00 AM	B67751
trans-1,2-DCE	ND	10	µg/L	10	4/2/2020 4:29:00 AM	B67751
trans-1,3-Dichloropropene	ND	10	µg/L	10	4/2/2020 4:29:00 AM	B67751
1,2,3-Trichlorobenzene	ND	10	µg/L	10	4/2/2020 4:29:00 AM	B67751
1,2,4-Trichlorobenzene	ND	10	µg/L	10	4/2/2020 4:29:00 AM	B67751
1,1,1-Trichloroethane	ND	10	µg/L	10	4/2/2020 4:29:00 AM	B67751
1,1,2-Trichloroethane	ND	10	µg/L	10	4/2/2020 4:29:00 AM	B67751
Trichloroethene (TCE)	ND	10	µg/L	10	4/2/2020 4:29:00 AM	B67751
Trichlorofluoromethane	ND	10	µg/L	10	4/2/2020 4:29:00 AM	B67751
1,2,3-Trichloropropane	ND	20	µg/L	10	4/2/2020 4:29:00 AM	B67751
Vinyl chloride	ND	10	µg/L	10	4/2/2020 4:29:00 AM	B67751
Xylenes, Total	220	15	µg/L	10	4/2/2020 4:29:00 AM	B67751
Surr: 1,2-Dichloroethane-d4	103	70-130	%Rec	10	4/2/2020 4:29:00 AM	B67751
Surr: 4-Bromofluorobenzene	102	70-130	%Rec	10	4/2/2020 4:29:00 AM	B67751
Surr: Dibromofluoromethane	97.1	70-130	%Rec	10	4/2/2020 4:29:00 AM	B67751
Surr: Toluene-d8	99.4	70-130	%Rec	10	4/2/2020 4:29:00 AM	B67751

Refer to the QC Summary report and sample login checklist for flagged QC data and preservation information.

Qualifiers:	*	Value exceeds Maximum Contaminant Level.	B	Analyte detected in the associated Method Blank
	D	Sample Diluted Due to Matrix	E	Value above quantitation range
	H	Holding times for preparation or analysis exceeded	J	Analyte detected below quantitation limits
	ND	Not Detected at the Reporting Limit	P	Sample pH Not In Range
	PQL	Practical Quantitative Limit	RL	Reporting Limit
	S	% Recovery outside of range due to dilution or matrix		

Analytical Report

Lab Order: 2003C95

Hall Environmental Analysis Laboratory, Inc.

Date Reported: 10/19/2020

CLIENT: GHD
Project: WT-1

Lab Order: 2003C95

Lab ID: 2003C95-015

Collection Date: 3/25/2020 11:00:00 AM

Client Sample ID: GW-11209238-032520-CN-SVE-13

Matrix: AQUEOUS

Analyses	Result	RL	Qual	Units	DF	Date Analyzed	Batch ID
EPA METHOD 300.0: ANIONS							Analyst: CAS
Sulfate	470	50	*	mg/L	100	3/31/2020 9:36:53 PM	R67744
EPA METHOD 8260B: VOLATILES							Analyst: RAA
Benzene	470	50		µg/L	50	4/2/2020 11:53:00 AM	R67772
Toluene	ND	5.0		µg/L	5	4/2/2020 4:53:00 AM	B67751
Ethylbenzene	16	5.0		µg/L	5	4/2/2020 4:53:00 AM	B67751
Methyl tert-butyl ether (MTBE)	ND	5.0		µg/L	5	4/2/2020 4:53:00 AM	B67751
1,2,4-Trimethylbenzene	ND	5.0		µg/L	5	4/2/2020 4:53:00 AM	B67751
1,3,5-Trimethylbenzene	ND	5.0		µg/L	5	4/2/2020 4:53:00 AM	B67751
1,2-Dichloroethane (EDC)	ND	5.0		µg/L	5	4/2/2020 4:53:00 AM	B67751
1,2-Dibromoethane (EDB)	ND	5.0		µg/L	5	4/2/2020 4:53:00 AM	B67751
Naphthalene	ND	10		µg/L	5	4/2/2020 4:53:00 AM	B67751
1-Methylnaphthalene	ND	20		µg/L	5	4/2/2020 4:53:00 AM	B67751
2-Methylnaphthalene	ND	20		µg/L	5	4/2/2020 4:53:00 AM	B67751
Acetone	ND	50		µg/L	5	4/2/2020 4:53:00 AM	B67751
Bromobenzene	ND	5.0		µg/L	5	4/2/2020 4:53:00 AM	B67751
Bromodichloromethane	ND	5.0		µg/L	5	4/2/2020 4:53:00 AM	B67751
Bromoform	ND	5.0		µg/L	5	4/2/2020 4:53:00 AM	B67751
Bromomethane	ND	15		µg/L	5	4/2/2020 4:53:00 AM	B67751
2-Butanone	ND	50		µg/L	5	4/2/2020 4:53:00 AM	B67751
Carbon disulfide	ND	50		µg/L	5	4/2/2020 4:53:00 AM	B67751
Carbon Tetrachloride	ND	5.0		µg/L	5	4/2/2020 4:53:00 AM	B67751
Chlorobenzene	ND	5.0		µg/L	5	4/2/2020 4:53:00 AM	B67751
Chloroethane	ND	10		µg/L	5	4/2/2020 4:53:00 AM	B67751
Chloroform	ND	5.0		µg/L	5	4/2/2020 4:53:00 AM	B67751
Chloromethane	ND	15		µg/L	5	4/2/2020 4:53:00 AM	B67751
2-Chlorotoluene	ND	5.0		µg/L	5	4/2/2020 4:53:00 AM	B67751
4-Chlorotoluene	ND	5.0		µg/L	5	4/2/2020 4:53:00 AM	B67751
cis-1,2-DCE	ND	5.0		µg/L	5	4/2/2020 4:53:00 AM	B67751
cis-1,3-Dichloropropene	ND	5.0		µg/L	5	4/2/2020 4:53:00 AM	B67751
1,2-Dibromo-3-chloropropane	ND	10		µg/L	5	4/2/2020 4:53:00 AM	B67751
Dibromochloromethane	ND	5.0		µg/L	5	4/2/2020 4:53:00 AM	B67751
Dibromomethane	ND	5.0		µg/L	5	4/2/2020 4:53:00 AM	B67751
1,2-Dichlorobenzene	ND	5.0		µg/L	5	4/2/2020 4:53:00 AM	B67751
1,3-Dichlorobenzene	ND	5.0		µg/L	5	4/2/2020 4:53:00 AM	B67751
1,4-Dichlorobenzene	ND	5.0		µg/L	5	4/2/2020 4:53:00 AM	B67751
Dichlorodifluoromethane	ND	5.0		µg/L	5	4/2/2020 4:53:00 AM	B67751
1,1-Dichloroethane	ND	5.0		µg/L	5	4/2/2020 4:53:00 AM	B67751
1,1-Dichloroethene	ND	5.0		µg/L	5	4/2/2020 4:53:00 AM	B67751

Refer to the QC Summary report and sample login checklist for flagged QC data and preservation information.

Qualifiers:	*	Value exceeds Maximum Contaminant Level.	B	Analyte detected in the associated Method Blank
	D	Sample Diluted Due to Matrix	E	Value above quantitation range
	H	Holding times for preparation or analysis exceeded	J	Analyte detected below quantitation limits
	ND	Not Detected at the Reporting Limit	P	Sample pH Not In Range
	PQL	Practical Quantitative Limit	RL	Reporting Limit
	S	% Recovery outside of range due to dilution or matrix		

Analytical Report

Lab Order: 2003C95

Hall Environmental Analysis Laboratory, Inc.

Date Reported: 10/19/2020

CLIENT: GHD
Project: WT-1

Lab Order: 2003C95

EPA METHOD 8260B: VOLATILES

Analyst: RAA

1,2-Dichloropropane	ND	5.0	µg/L	5	4/2/2020 4:53:00 AM	B67751
1,3-Dichloropropane	ND	5.0	µg/L	5	4/2/2020 4:53:00 AM	B67751
2,2-Dichloropropane	ND	10	µg/L	5	4/2/2020 4:53:00 AM	B67751
1,1-Dichloropropene	ND	5.0	µg/L	5	4/2/2020 4:53:00 AM	B67751
Hexachlorobutadiene	ND	5.0	µg/L	5	4/2/2020 4:53:00 AM	B67751
2-Hexanone	ND	50	µg/L	5	4/2/2020 4:53:00 AM	B67751
Isopropylbenzene	7.7	5.0	µg/L	5	4/2/2020 4:53:00 AM	B67751
4-Isopropyltoluene	ND	5.0	µg/L	5	4/2/2020 4:53:00 AM	B67751
4-Methyl-2-pentanone	ND	50	µg/L	5	4/2/2020 4:53:00 AM	B67751
Methylene Chloride	ND	15	µg/L	5	4/2/2020 4:53:00 AM	B67751
n-Butylbenzene	ND	15	µg/L	5	4/2/2020 4:53:00 AM	B67751
n-Propylbenzene	ND	5.0	µg/L	5	4/2/2020 4:53:00 AM	B67751
sec-Butylbenzene	ND	5.0	µg/L	5	4/2/2020 4:53:00 AM	B67751
Styrene	ND	5.0	µg/L	5	4/2/2020 4:53:00 AM	B67751
tert-Butylbenzene	ND	5.0	µg/L	5	4/2/2020 4:53:00 AM	B67751
1,1,1,2-Tetrachloroethane	ND	5.0	µg/L	5	4/2/2020 4:53:00 AM	B67751
1,1,2,2-Tetrachloroethane	ND	10	µg/L	5	4/2/2020 4:53:00 AM	B67751
Tetrachloroethene (PCE)	ND	5.0	µg/L	5	4/2/2020 4:53:00 AM	B67751
trans-1,2-DCE	ND	5.0	µg/L	5	4/2/2020 4:53:00 AM	B67751
trans-1,3-Dichloropropene	ND	5.0	µg/L	5	4/2/2020 4:53:00 AM	B67751
1,2,3-Trichlorobenzene	ND	5.0	µg/L	5	4/2/2020 4:53:00 AM	B67751
1,2,4-Trichlorobenzene	ND	5.0	µg/L	5	4/2/2020 4:53:00 AM	B67751
1,1,1-Trichloroethane	ND	5.0	µg/L	5	4/2/2020 4:53:00 AM	B67751
1,1,2-Trichloroethane	ND	5.0	µg/L	5	4/2/2020 4:53:00 AM	B67751
Trichloroethene (TCE)	ND	5.0	µg/L	5	4/2/2020 4:53:00 AM	B67751
Trichlorofluoromethane	ND	5.0	µg/L	5	4/2/2020 4:53:00 AM	B67751
1,2,3-Trichloropropane	ND	10	µg/L	5	4/2/2020 4:53:00 AM	B67751
Vinyl chloride	ND	5.0	µg/L	5	4/2/2020 4:53:00 AM	B67751
Xylenes, Total	ND	7.5	µg/L	5	4/2/2020 4:53:00 AM	B67751
Surr: 1,2-Dichloroethane-d4	109	70-130	%Rec	5	4/2/2020 4:53:00 AM	B67751
Surr: 4-Bromofluorobenzene	102	70-130	%Rec	5	4/2/2020 4:53:00 AM	B67751
Surr: Dibromofluoromethane	97.6	70-130	%Rec	5	4/2/2020 4:53:00 AM	B67751
Surr: Toluene-d8	94.2	70-130	%Rec	5	4/2/2020 4:53:00 AM	B67751

Refer to the QC Summary report and sample login checklist for flagged QC data and preservation information.

Qualifiers:	*	Value exceeds Maximum Contaminant Level.	B	Analyte detected in the associated Method Blank
	D	Sample Diluted Due to Matrix	E	Value above quantitation range
	H	Holding times for preparation or analysis exceeded	J	Analyte detected below quantitation limits
	ND	Not Detected at the Reporting Limit	P	Sample pH Not In Range
	PQL	Practical Quantitative Limit	RL	Reporting Limit
	S	% Recovery outside of range due to dilution or matrix		

Analytical Report

Lab Order: 2003C95

Hall Environmental Analysis Laboratory, Inc.

Date Reported: 10/19/2020

CLIENT: GHD
Project: WT-1

Lab Order: 2003C95

Lab ID: 2003C95-016

Collection Date: 3/24/2020 5:00:00 PM

Client Sample ID: GW-11209238-032420-CN-SVE-14

Matrix: AQUEOUS

Analyses	Result	RL	Qual	Units	DF	Date Analyzed	Batch ID
EPA METHOD 300.0: ANIONS							Analyst: CAS
Sulfate	450	50	*	mg/L	100	3/31/2020 10:01:42 PM	R67744
EPA METHOD 8260B: VOLATILES							Analyst: RAA
Benzene	17	5.0		µg/L	5	4/2/2020 5:18:00 AM	B67751
Toluene	ND	5.0		µg/L	5	4/2/2020 5:18:00 AM	B67751
Ethylbenzene	22	5.0		µg/L	5	4/2/2020 5:18:00 AM	B67751
Methyl tert-butyl ether (MTBE)	ND	5.0		µg/L	5	4/2/2020 5:18:00 AM	B67751
1,2,4-Trimethylbenzene	48	5.0		µg/L	5	4/2/2020 5:18:00 AM	B67751
1,3,5-Trimethylbenzene	53	5.0		µg/L	5	4/2/2020 5:18:00 AM	B67751
1,2-Dichloroethane (EDC)	ND	5.0		µg/L	5	4/2/2020 5:18:00 AM	B67751
1,2-Dibromoethane (EDB)	ND	5.0		µg/L	5	4/2/2020 5:18:00 AM	B67751
Naphthalene	ND	10		µg/L	5	4/2/2020 5:18:00 AM	B67751
1-Methylnaphthalene	ND	20		µg/L	5	4/2/2020 5:18:00 AM	B67751
2-Methylnaphthalene	ND	20		µg/L	5	4/2/2020 5:18:00 AM	B67751
Acetone	ND	50		µg/L	5	4/2/2020 5:18:00 AM	B67751
Bromobenzene	ND	5.0		µg/L	5	4/2/2020 5:18:00 AM	B67751
Bromodichloromethane	ND	5.0		µg/L	5	4/2/2020 5:18:00 AM	B67751
Bromoform	ND	5.0		µg/L	5	4/2/2020 5:18:00 AM	B67751
Bromomethane	ND	15		µg/L	5	4/2/2020 5:18:00 AM	B67751
2-Butanone	ND	50		µg/L	5	4/2/2020 5:18:00 AM	B67751
Carbon disulfide	ND	50		µg/L	5	4/2/2020 5:18:00 AM	B67751
Carbon Tetrachloride	ND	5.0		µg/L	5	4/2/2020 5:18:00 AM	B67751
Chlorobenzene	ND	5.0		µg/L	5	4/2/2020 5:18:00 AM	B67751
Chloroethane	ND	10		µg/L	5	4/2/2020 5:18:00 AM	B67751
Chloroform	ND	5.0		µg/L	5	4/2/2020 5:18:00 AM	B67751
Chloromethane	ND	15		µg/L	5	4/2/2020 5:18:00 AM	B67751
2-Chlorotoluene	ND	5.0		µg/L	5	4/2/2020 5:18:00 AM	B67751
4-Chlorotoluene	ND	5.0		µg/L	5	4/2/2020 5:18:00 AM	B67751
cis-1,2-DCE	ND	5.0		µg/L	5	4/2/2020 5:18:00 AM	B67751
cis-1,3-Dichloropropene	ND	5.0		µg/L	5	4/2/2020 5:18:00 AM	B67751
1,2-Dibromo-3-chloropropane	ND	10		µg/L	5	4/2/2020 5:18:00 AM	B67751
Dibromochloromethane	ND	5.0		µg/L	5	4/2/2020 5:18:00 AM	B67751
Dibromomethane	ND	5.0		µg/L	5	4/2/2020 5:18:00 AM	B67751
1,2-Dichlorobenzene	ND	5.0		µg/L	5	4/2/2020 5:18:00 AM	B67751
1,3-Dichlorobenzene	ND	5.0		µg/L	5	4/2/2020 5:18:00 AM	B67751
1,4-Dichlorobenzene	ND	5.0		µg/L	5	4/2/2020 5:18:00 AM	B67751
Dichlorodifluoromethane	ND	5.0		µg/L	5	4/2/2020 5:18:00 AM	B67751
1,1-Dichloroethane	ND	5.0		µg/L	5	4/2/2020 5:18:00 AM	B67751
1,1-Dichloroethene	ND	5.0		µg/L	5	4/2/2020 5:18:00 AM	B67751

Refer to the QC Summary report and sample login checklist for flagged QC data and preservation information.

Qualifiers:	*	Value exceeds Maximum Contaminant Level.	B	Analyte detected in the associated Method Blank
	D	Sample Diluted Due to Matrix	E	Value above quantitation range
	H	Holding times for preparation or analysis exceeded	J	Analyte detected below quantitation limits
	ND	Not Detected at the Reporting Limit	P	Sample pH Not In Range
	PQL	Practical Quantitative Limit	RL	Reporting Limit
	S	% Recovery outside of range due to dilution or matrix		

Analytical Report

Lab Order: 2003C95

Hall Environmental Analysis Laboratory, Inc.

Date Reported: 10/19/2020

CLIENT: GHD
Project: WT-1

Lab Order: 2003C95

EPA METHOD 8260B: VOLATILES

Analyst: RAA

1,2-Dichloropropane	ND	5.0	µg/L	5	4/2/2020 5:18:00 AM	B67751
1,3-Dichloropropane	ND	5.0	µg/L	5	4/2/2020 5:18:00 AM	B67751
2,2-Dichloropropane	ND	10	µg/L	5	4/2/2020 5:18:00 AM	B67751
1,1-Dichloropropene	ND	5.0	µg/L	5	4/2/2020 5:18:00 AM	B67751
Hexachlorobutadiene	ND	5.0	µg/L	5	4/2/2020 5:18:00 AM	B67751
2-Hexanone	ND	50	µg/L	5	4/2/2020 5:18:00 AM	B67751
Isopropylbenzene	10	5.0	µg/L	5	4/2/2020 5:18:00 AM	B67751
4-Isopropyltoluene	5.7	5.0	µg/L	5	4/2/2020 5:18:00 AM	B67751
4-Methyl-2-pentanone	ND	50	µg/L	5	4/2/2020 5:18:00 AM	B67751
Methylene Chloride	ND	15	µg/L	5	4/2/2020 5:18:00 AM	B67751
n-Butylbenzene	ND	15	µg/L	5	4/2/2020 5:18:00 AM	B67751
n-Propylbenzene	14	5.0	µg/L	5	4/2/2020 5:18:00 AM	B67751
sec-Butylbenzene	7.5	5.0	µg/L	5	4/2/2020 5:18:00 AM	B67751
Styrene	ND	5.0	µg/L	5	4/2/2020 5:18:00 AM	B67751
tert-Butylbenzene	ND	5.0	µg/L	5	4/2/2020 5:18:00 AM	B67751
1,1,1,2-Tetrachloroethane	ND	5.0	µg/L	5	4/2/2020 5:18:00 AM	B67751
1,1,2,2-Tetrachloroethane	ND	10	µg/L	5	4/2/2020 5:18:00 AM	B67751
Tetrachloroethene (PCE)	ND	5.0	µg/L	5	4/2/2020 5:18:00 AM	B67751
trans-1,2-DCE	ND	5.0	µg/L	5	4/2/2020 5:18:00 AM	B67751
trans-1,3-Dichloropropene	ND	5.0	µg/L	5	4/2/2020 5:18:00 AM	B67751
1,2,3-Trichlorobenzene	ND	5.0	µg/L	5	4/2/2020 5:18:00 AM	B67751
1,2,4-Trichlorobenzene	ND	5.0	µg/L	5	4/2/2020 5:18:00 AM	B67751
1,1,1-Trichloroethane	ND	5.0	µg/L	5	4/2/2020 5:18:00 AM	B67751
1,1,2-Trichloroethane	ND	5.0	µg/L	5	4/2/2020 5:18:00 AM	B67751
Trichloroethene (TCE)	ND	5.0	µg/L	5	4/2/2020 5:18:00 AM	B67751
Trichlorofluoromethane	ND	5.0	µg/L	5	4/2/2020 5:18:00 AM	B67751
1,2,3-Trichloropropane	ND	10	µg/L	5	4/2/2020 5:18:00 AM	B67751
Vinyl chloride	ND	5.0	µg/L	5	4/2/2020 5:18:00 AM	B67751
Xylenes, Total	23	7.5	µg/L	5	4/2/2020 5:18:00 AM	B67751
Surr: 1,2-Dichloroethane-d4	98.5	70-130	%Rec	5	4/2/2020 5:18:00 AM	B67751
Surr: 4-Bromofluorobenzene	96.4	70-130	%Rec	5	4/2/2020 5:18:00 AM	B67751
Surr: Dibromofluoromethane	103	70-130	%Rec	5	4/2/2020 5:18:00 AM	B67751
Surr: Toluene-d8	101	70-130	%Rec	5	4/2/2020 5:18:00 AM	B67751

Refer to the QC Summary report and sample login checklist for flagged QC data and preservation information.

Qualifiers:	*	Value exceeds Maximum Contaminant Level.	B	Analyte detected in the associated Method Blank
	D	Sample Diluted Due to Matrix	E	Value above quantitation range
	H	Holding times for preparation or analysis exceeded	J	Analyte detected below quantitation limits
	ND	Not Detected at the Reporting Limit	P	Sample pH Not In Range
	PQL	Practical Quantitative Limit	RL	Reporting Limit
	S	% Recovery outside of range due to dilution or matrix		

Page 32 of 43

Analytical Report

Lab Order: 2003C95

Date Reported: 10/19/2020

Hall Environmental Analysis Laboratory, Inc.

CLIENT: GHD
Project: WT-1

Lab Order: 2003C95

Lab ID: 2003C95-017

Collection Date: 3/25/2020

Client Sample ID: GW-11209238-032520-CN-SVE-DUP

Matrix: AQUEOUS

Analyses	Result	RL	Qual	Units	DF	Date Analyzed	Batch ID
EPA METHOD 300.0: ANIONS							
Analyst: CAS							
Sulfate	480	50	*	mg/L	100	3/31/2020 10:51:20 PM	R67744
EPA METHOD 8260B: VOLATILES							
Analyst: RAA							
Benzene	440	5.0		µg/L	5	4/2/2020 5:41:00 AM	B67751
Toluene	ND	5.0		µg/L	5	4/2/2020 5:41:00 AM	B67751
Ethylbenzene	15	5.0		µg/L	5	4/2/2020 5:41:00 AM	B67751
Methyl tert-butyl ether (MTBE)	ND	5.0		µg/L	5	4/2/2020 5:41:00 AM	B67751
1,2,4-Trimethylbenzene	ND	5.0		µg/L	5	4/2/2020 5:41:00 AM	B67751
1,3,5-Trimethylbenzene	ND	5.0		µg/L	5	4/2/2020 5:41:00 AM	B67751
1,2-Dichloroethane (EDC)	ND	5.0		µg/L	5	4/2/2020 5:41:00 AM	B67751
1,2-Dibromoethane (EDB)	ND	5.0		µg/L	5	4/2/2020 5:41:00 AM	B67751
Naphthalene	ND	10		µg/L	5	4/2/2020 5:41:00 AM	B67751
1-Methylnaphthalene	ND	20		µg/L	5	4/2/2020 5:41:00 AM	B67751
2-Methylnaphthalene	ND	20		µg/L	5	4/2/2020 5:41:00 AM	B67751
Acetone	ND	50		µg/L	5	4/2/2020 5:41:00 AM	B67751
Bromobenzene	ND	5.0		µg/L	5	4/2/2020 5:41:00 AM	B67751
Bromodichloromethane	ND	5.0		µg/L	5	4/2/2020 5:41:00 AM	B67751
Bromoform	ND	5.0		µg/L	5	4/2/2020 5:41:00 AM	B67751
Bromomethane	ND	15		µg/L	5	4/2/2020 5:41:00 AM	B67751
2-Butanone	ND	50		µg/L	5	4/2/2020 5:41:00 AM	B67751
Carbon disulfide	ND	50		µg/L	5	4/2/2020 5:41:00 AM	B67751
Carbon Tetrachloride	ND	5.0		µg/L	5	4/2/2020 5:41:00 AM	B67751
Chlorobenzene	ND	5.0		µg/L	5	4/2/2020 5:41:00 AM	B67751
Chloroethane	ND	10		µg/L	5	4/2/2020 5:41:00 AM	B67751
Chloroform	ND	5.0		µg/L	5	4/2/2020 5:41:00 AM	B67751
Chloromethane	ND	15		µg/L	5	4/2/2020 5:41:00 AM	B67751
2-Chlorotoluene	ND	5.0		µg/L	5	4/2/2020 5:41:00 AM	B67751
4-Chlorotoluene	ND	5.0		µg/L	5	4/2/2020 5:41:00 AM	B67751
cis-1,2-DCE	ND	5.0		µg/L	5	4/2/2020 5:41:00 AM	B67751
cis-1,3-Dichloropropene	ND	5.0		µg/L	5	4/2/2020 5:41:00 AM	B67751
1,2-Dibromo-3-chloropropane	ND	10		µg/L	5	4/2/2020 5:41:00 AM	B67751
Dibromochloromethane	ND	5.0		µg/L	5	4/2/2020 5:41:00 AM	B67751
Dibromomethane	ND	5.0		µg/L	5	4/2/2020 5:41:00 AM	B67751
1,2-Dichlorobenzene	ND	5.0		µg/L	5	4/2/2020 5:41:00 AM	B67751
1,3-Dichlorobenzene	ND	5.0		µg/L	5	4/2/2020 5:41:00 AM	B67751
1,4-Dichlorobenzene	ND	5.0		µg/L	5	4/2/2020 5:41:00 AM	B67751
Dichlorodifluoromethane	ND	5.0		µg/L	5	4/2/2020 5:41:00 AM	B67751
1,1-Dichloroethane	ND	5.0		µg/L	5	4/2/2020 5:41:00 AM	B67751
1,1-Dichloroethene	ND	5.0		µg/L	5	4/2/2020 5:41:00 AM	B67751

Refer to the QC Summary report and sample login checklist for flagged QC data and preservation information.

Qualifiers:	*	Value exceeds Maximum Contaminant Level.	B	Analyte detected in the associated Method Blank
	D	Sample Diluted Due to Matrix	E	Value above quantitation range
	H	Holding times for preparation or analysis exceeded	J	Analyte detected below quantitation limits
	ND	Not Detected at the Reporting Limit	P	Sample pH Not In Range
	PQL	Practical Quantitative Limit	RL	Reporting Limit
	S	% Recovery outside of range due to dilution or matrix		

Analytical Report

Lab Order: 2003C95

Hall Environmental Analysis Laboratory, Inc.

Date Reported: 10/19/2020

CLIENT: GHD
Project: WT-1

Lab Order: 2003C95

EPA METHOD 8260B: VOLATILES

Analyst: RAA

1,2-Dichloropropane	ND	5.0	µg/L	5	4/2/2020 5:41:00 AM	B67751
1,3-Dichloropropane	ND	5.0	µg/L	5	4/2/2020 5:41:00 AM	B67751
2,2-Dichloropropane	ND	10	µg/L	5	4/2/2020 5:41:00 AM	B67751
1,1-Dichloropropene	ND	5.0	µg/L	5	4/2/2020 5:41:00 AM	B67751
Hexachlorobutadiene	ND	5.0	µg/L	5	4/2/2020 5:41:00 AM	B67751
2-Hexanone	ND	50	µg/L	5	4/2/2020 5:41:00 AM	B67751
Isopropylbenzene	7.2	5.0	µg/L	5	4/2/2020 5:41:00 AM	B67751
4-Isopropyltoluene	ND	5.0	µg/L	5	4/2/2020 5:41:00 AM	B67751
4-Methyl-2-pentanone	ND	50	µg/L	5	4/2/2020 5:41:00 AM	B67751
Methylene Chloride	ND	15	µg/L	5	4/2/2020 5:41:00 AM	B67751
n-Butylbenzene	ND	15	µg/L	5	4/2/2020 5:41:00 AM	B67751
n-Propylbenzene	ND	5.0	µg/L	5	4/2/2020 5:41:00 AM	B67751
sec-Butylbenzene	ND	5.0	µg/L	5	4/2/2020 5:41:00 AM	B67751
Styrene	ND	5.0	µg/L	5	4/2/2020 5:41:00 AM	B67751
tert-Butylbenzene	ND	5.0	µg/L	5	4/2/2020 5:41:00 AM	B67751
1,1,1,2-Tetrachloroethane	ND	5.0	µg/L	5	4/2/2020 5:41:00 AM	B67751
1,1,2,2-Tetrachloroethane	ND	10	µg/L	5	4/2/2020 5:41:00 AM	B67751
Tetrachloroethene (PCE)	ND	5.0	µg/L	5	4/2/2020 5:41:00 AM	B67751
trans-1,2-DCE	ND	5.0	µg/L	5	4/2/2020 5:41:00 AM	B67751
trans-1,3-Dichloropropene	ND	5.0	µg/L	5	4/2/2020 5:41:00 AM	B67751
1,2,3-Trichlorobenzene	ND	5.0	µg/L	5	4/2/2020 5:41:00 AM	B67751
1,2,4-Trichlorobenzene	ND	5.0	µg/L	5	4/2/2020 5:41:00 AM	B67751
1,1,1-Trichloroethane	ND	5.0	µg/L	5	4/2/2020 5:41:00 AM	B67751
1,1,2-Trichloroethane	ND	5.0	µg/L	5	4/2/2020 5:41:00 AM	B67751
Trichloroethene (TCE)	ND	5.0	µg/L	5	4/2/2020 5:41:00 AM	B67751
Trichlorofluoromethane	ND	5.0	µg/L	5	4/2/2020 5:41:00 AM	B67751
1,2,3-Trichloropropane	ND	10	µg/L	5	4/2/2020 5:41:00 AM	B67751
Vinyl chloride	ND	5.0	µg/L	5	4/2/2020 5:41:00 AM	B67751
Xylenes, Total	ND	7.5	µg/L	5	4/2/2020 5:41:00 AM	B67751
Surr: 1,2-Dichloroethane-d4	102	70-130	%Rec	5	4/2/2020 5:41:00 AM	B67751
Surr: 4-Bromofluorobenzene	104	70-130	%Rec	5	4/2/2020 5:41:00 AM	B67751
Surr: Dibromofluoromethane	102	70-130	%Rec	5	4/2/2020 5:41:00 AM	B67751
Surr: Toluene-d8	96.3	70-130	%Rec	5	4/2/2020 5:41:00 AM	B67751

Refer to the QC Summary report and sample login checklist for flagged QC data and preservation information.

Qualifiers:	*	Value exceeds Maximum Contaminant Level.	B	Analyte detected in the associated Method Blank
	D	Sample Diluted Due to Matrix	E	Value above quantitation range
	H	Holding times for preparation or analysis exceeded	J	Analyte detected below quantitation limits
	ND	Not Detected at the Reporting Limit	P	Sample pH Not In Range
	PQL	Practical Quantitative Limit	RL	Reporting Limit
	S	% Recovery outside of range due to dilution or matrix		

Analytical Report

Lab Order: 2003C95

Date Reported: 10/19/2020

Hall Environmental Analysis Laboratory, Inc.

CLIENT: GHD
Project: WT-1

Lab Order: 2003C95

Lab ID: 2003C95-018

Collection Date:

Client Sample ID: TRIP BLANK

Matrix: TRIP BLANK

Analyses	Result	RL	Qual	Units	DF	Date Analyzed	Batch ID
EPA METHOD 8260B: VOLATILES							Analyst: RAA
Benzene	ND	1.0		µg/L	1	4/2/2020 6:05:00 AM	B67751
Toluene	ND	1.0		µg/L	1	4/2/2020 6:05:00 AM	B67751
Ethylbenzene	ND	1.0		µg/L	1	4/2/2020 6:05:00 AM	B67751
Methyl tert-butyl ether (MTBE)	ND	1.0		µg/L	1	4/2/2020 6:05:00 AM	B67751
1,2,4-Trimethylbenzene	ND	1.0		µg/L	1	4/2/2020 6:05:00 AM	B67751
1,3,5-Trimethylbenzene	ND	1.0		µg/L	1	4/2/2020 6:05:00 AM	B67751
1,2-Dichloroethane (EDC)	ND	1.0		µg/L	1	4/2/2020 6:05:00 AM	B67751
1,2-Dibromoethane (EDB)	ND	1.0		µg/L	1	4/2/2020 6:05:00 AM	B67751
Naphthalene	ND	2.0		µg/L	1	4/2/2020 6:05:00 AM	B67751
1-Methylnaphthalene	ND	4.0		µg/L	1	4/2/2020 6:05:00 AM	B67751
2-Methylnaphthalene	ND	4.0		µg/L	1	4/2/2020 6:05:00 AM	B67751
Acetone	ND	10		µg/L	1	4/2/2020 6:05:00 AM	B67751
Bromobenzene	ND	1.0		µg/L	1	4/2/2020 6:05:00 AM	B67751
Bromodichloromethane	ND	1.0		µg/L	1	4/2/2020 6:05:00 AM	B67751
Bromoform	ND	1.0		µg/L	1	4/2/2020 6:05:00 AM	B67751
Bromomethane	ND	3.0		µg/L	1	4/2/2020 6:05:00 AM	B67751
2-Butanone	ND	10		µg/L	1	4/2/2020 6:05:00 AM	B67751
Carbon disulfide	ND	10		µg/L	1	4/2/2020 6:05:00 AM	B67751
Carbon Tetrachloride	ND	1.0		µg/L	1	4/2/2020 6:05:00 AM	B67751
Chlorobenzene	ND	1.0		µg/L	1	4/2/2020 6:05:00 AM	B67751
Chloroethane	ND	2.0		µg/L	1	4/2/2020 6:05:00 AM	B67751
Chloroform	ND	1.0		µg/L	1	4/2/2020 6:05:00 AM	B67751
Chloromethane	ND	3.0		µg/L	1	4/2/2020 6:05:00 AM	B67751
2-Chlorotoluene	ND	1.0		µg/L	1	4/2/2020 6:05:00 AM	B67751
4-Chlorotoluene	ND	1.0		µg/L	1	4/2/2020 6:05:00 AM	B67751
cis-1,2-DCE	ND	1.0		µg/L	1	4/2/2020 6:05:00 AM	B67751
cis-1,3-Dichloropropene	ND	1.0		µg/L	1	4/2/2020 6:05:00 AM	B67751
1,2-Dibromo-3-chloropropane	ND	2.0		µg/L	1	4/2/2020 6:05:00 AM	B67751
Dibromochloromethane	ND	1.0		µg/L	1	4/2/2020 6:05:00 AM	B67751
Dibromomethane	ND	1.0		µg/L	1	4/2/2020 6:05:00 AM	B67751
1,2-Dichlorobenzene	ND	1.0		µg/L	1	4/2/2020 6:05:00 AM	B67751
1,3-Dichlorobenzene	ND	1.0		µg/L	1	4/2/2020 6:05:00 AM	B67751
1,4-Dichlorobenzene	ND	1.0		µg/L	1	4/2/2020 6:05:00 AM	B67751
Dichlorodifluoromethane	ND	1.0		µg/L	1	4/2/2020 6:05:00 AM	B67751
1,1-Dichloroethane	ND	1.0		µg/L	1	4/2/2020 6:05:00 AM	B67751
1,1-Dichloroethene	ND	1.0		µg/L	1	4/2/2020 6:05:00 AM	B67751
1,2-Dichloropropane	ND	1.0		µg/L	1	4/2/2020 6:05:00 AM	B67751
1,3-Dichloropropane	ND	1.0		µg/L	1	4/2/2020 6:05:00 AM	B67751

Refer to the QC Summary report and sample login checklist for flagged QC data and preservation information.

Qualifiers:	* Value exceeds Maximum Contaminant Level.	B Analyte detected in the associated Method Blank
	D Sample Diluted Due to Matrix	E Value above quantitation range
	H Holding times for preparation or analysis exceeded	J Analyte detected below quantitation limits
	ND Not Detected at the Reporting Limit	P Sample pH Not In Range
	PQL Practical Quantitative Limit	RL Reporting Limit
	S % Recovery outside of range due to dilution or matrix	

Analytical Report

Lab Order: 2003C95

Hall Environmental Analysis Laboratory, Inc.

Date Reported: 10/19/2020

CLIENT: GHD
Project: WT-1

Lab Order: 2003C95

EPA METHOD 8260B: VOLATILES

Analyst: RAA

2,2-Dichloropropane	ND	2.0	µg/L	1	4/2/2020 6:05:00 AM	B67751
1,1-Dichloropropene	ND	1.0	µg/L	1	4/2/2020 6:05:00 AM	B67751
Hexachlorobutadiene	ND	1.0	µg/L	1	4/2/2020 6:05:00 AM	B67751
2-Hexanone	ND	10	µg/L	1	4/2/2020 6:05:00 AM	B67751
Isopropylbenzene	ND	1.0	µg/L	1	4/2/2020 6:05:00 AM	B67751
4-Isopropyltoluene	ND	1.0	µg/L	1	4/2/2020 6:05:00 AM	B67751
4-Methyl-2-pentanone	ND	10	µg/L	1	4/2/2020 6:05:00 AM	B67751
Methylene Chloride	ND	3.0	µg/L	1	4/2/2020 6:05:00 AM	B67751
n-Butylbenzene	ND	3.0	µg/L	1	4/2/2020 6:05:00 AM	B67751
n-Propylbenzene	ND	1.0	µg/L	1	4/2/2020 6:05:00 AM	B67751
sec-Butylbenzene	ND	1.0	µg/L	1	4/2/2020 6:05:00 AM	B67751
Styrene	ND	1.0	µg/L	1	4/2/2020 6:05:00 AM	B67751
tert-Butylbenzene	ND	1.0	µg/L	1	4/2/2020 6:05:00 AM	B67751
1,1,1,2-Tetrachloroethane	ND	1.0	µg/L	1	4/2/2020 6:05:00 AM	B67751
1,1,1,2,2-Tetrachloroethane	ND	2.0	µg/L	1	4/2/2020 6:05:00 AM	B67751
Tetrachloroethene (PCE)	ND	1.0	µg/L	1	4/2/2020 6:05:00 AM	B67751
trans-1,2-DCE	ND	1.0	µg/L	1	4/2/2020 6:05:00 AM	B67751
trans-1,3-Dichloropropene	ND	1.0	µg/L	1	4/2/2020 6:05:00 AM	B67751
1,2,3-Trichlorobenzene	ND	1.0	µg/L	1	4/2/2020 6:05:00 AM	B67751
1,2,4-Trichlorobenzene	ND	1.0	µg/L	1	4/2/2020 6:05:00 AM	B67751
1,1,1-Trichloroethane	ND	1.0	µg/L	1	4/2/2020 6:05:00 AM	B67751
1,1,2-Trichloroethane	ND	1.0	µg/L	1	4/2/2020 6:05:00 AM	B67751
Trichloroethene (TCE)	ND	1.0	µg/L	1	4/2/2020 6:05:00 AM	B67751
Trichlorofluoromethane	ND	1.0	µg/L	1	4/2/2020 6:05:00 AM	B67751
1,2,3-Trichloropropane	ND	2.0	µg/L	1	4/2/2020 6:05:00 AM	B67751
Vinyl chloride	ND	1.0	µg/L	1	4/2/2020 6:05:00 AM	B67751
Xylenes, Total	ND	1.5	µg/L	1	4/2/2020 6:05:00 AM	B67751
Surr: 1,2-Dichloroethane-d4	94.2	70-130	%Rec	1	4/2/2020 6:05:00 AM	B67751
Surr: 4-Bromofluorobenzene	102	70-130	%Rec	1	4/2/2020 6:05:00 AM	B67751
Surr: Dibromofluoromethane	101	70-130	%Rec	1	4/2/2020 6:05:00 AM	B67751
Surr: Toluene-d8	97.0	70-130	%Rec	1	4/2/2020 6:05:00 AM	B67751

Refer to the QC Summary report and sample login checklist for flagged QC data and preservation information.

Qualifiers:	*	Value exceeds Maximum Contaminant Level.	B	Analyte detected in the associated Method Blank
	D	Sample Diluted Due to Matrix	E	Value above quantitation range
	H	Holding times for preparation or analysis exceeded	J	Analyte detected below quantitation limits
	ND	Not Detected at the Reporting Limit	P	Sample pH Not In Range
	PQL	Practical Quantitative Limit	RL	Reporting Limit
	S	% Recovery outside of range due to dilution or matrix		

QC SUMMARY REPORT

Hall Environmental Analysis Laboratory, Inc.

WO#: 2003C95

19-Oct-20

Client: GHD

Project: WT-1

Sample ID: MB	SampType: mblk	TestCode: EPA Method 300.0: Anions								
Client ID: PBW	Batch ID: R67744	RunNo: 67744								
Prep Date:	Analysis Date: 3/31/2020	SeqNo: 2339079	Units: mg/L							
Analyte	Result	PQL	SPK value	SPK Ref Val	%REC	LowLimit	HighLimit	%RPD	RPDLimit	Qual
Sulfate	ND	0.50								

Sample ID: LCS	SampType: ics	TestCode: EPA Method 300.0: Anions								
Client ID: LCSW	Batch ID: R67744	RunNo: 67744								
Prep Date:	Analysis Date: 3/31/2020	SeqNo: 2339080	Units: mg/L							
Analyte	Result	PQL	SPK value	SPK Ref Val	%REC	LowLimit	HighLimit	%RPD	RPDLimit	Qual
Sulfate	9.7	0.50	10.00	0	96.7	90	110			

Qualifiers:

- * Value exceeds Maximum Contaminant Level.
- D Sample Diluted Due to Matrix
- H Holding times for preparation or analysis exceeded
- ND Not Detected at the Reporting Limit
- PQL Practical Quantitative Limit
- S % Recovery outside of range due to dilution or matrix
- B Analyte detected in the associated Method Blank
- E Value above quantitation range
- J Analyte detected below quantitation limits
- P Sample pH Not In Range
- RL Reporting Limit

QC SUMMARY REPORT

Hall Environmental Analysis Laboratory, Inc.

WO#: 2003C95

19-Oct-20

Client: GHD
Project: WT-1

Sample ID: 100ng lcs	SampType: LCS	TestCode: EPA Method 8260B: VOLATILES								
Client ID: LCSW	Batch ID: R67751	RunNo: 67751								
Prep Date:	Analysis Date: 4/1/2020	SeqNo: 2340522	Units: µg/L							
Analyte	Result	PQL	SPK value	SPK Ref Val	%REC	LowLimit	HighLimit	%RPD	RPDLimit	Qual
Benzene	21	1.0	20.00	0	107	70	130			
Toluene	21	1.0	20.00	0	103	70	130			
Chlorobenzene	21	1.0	20.00	0	104	70	130			
1,1-Dichloroethene	21	1.0	20.00	0	107	70	130			
Trichloroethene (TCE)	20	1.0	20.00	0	101	70	130			
Surr: 1,2-Dichloroethane-d4	10		10.00		103	70	130			
Surr: 4-Bromofluorobenzene	10		10.00		101	70	130			
Surr: Dibromofluoromethane	10		10.00		99.9	70	130			
Surr: Toluene-d8	9.8		10.00		98.0	70	130			

Sample ID: mb	SampType: MBLK	TestCode: EPA Method 8260B: VOLATILES								
Client ID: PBW	Batch ID: R67751	RunNo: 67751								
Prep Date:	Analysis Date: 4/1/2020	SeqNo: 2340523	Units: µg/L							
Analyte	Result	PQL	SPK value	SPK Ref Val	%REC	LowLimit	HighLimit	%RPD	RPDLimit	Qual
Benzene	ND	1.0								
Toluene	ND	1.0								
Ethylbenzene	ND	1.0								
Methyl tert-butyl ether (MTBE)	ND	1.0								
1,2,4-Trimethylbenzene	ND	1.0								
1,3,5-Trimethylbenzene	ND	1.0								
1,2-Dichloroethane (EDC)	ND	1.0								
1,2-Dibromoethane (EDB)	ND	1.0								
Naphthalene	ND	2.0								
1-Methylnaphthalene	ND	4.0								
2-Methylnaphthalene	ND	4.0								
Acetone	ND	10								
Bromobenzene	ND	1.0								
Bromodichloromethane	ND	1.0								
Bromoform	ND	1.0								
Bromomethane	ND	3.0								
2-Butanone	ND	10								
Carbon disulfide	ND	10								
Carbon Tetrachloride	ND	1.0								
Chlorobenzene	ND	1.0								
Chloroethane	ND	2.0								
Chloroform	ND	1.0								
Chloromethane	ND	3.0								
2-Chlorotoluene	ND	1.0								

Qualifiers:

- * Value exceeds Maximum Contaminant Level.
- D Sample Diluted Due to Matrix
- H Holding times for preparation or analysis exceeded
- ND Not Detected at the Reporting Limit
- PQL Practical Quantitative Limit
- S % Recovery outside of range due to dilution or matrix
- B Analyte detected in the associated Method Blank
- E Value above quantitation range
- J Analyte detected below quantitation limits
- P Sample pH Not In Range
- RL Reporting Limit

QC SUMMARY REPORT

Hall Environmental Analysis Laboratory, Inc.

WO#: 2003C95

19-Oct-20

Client: GHD
Project: WT-1

Sample ID: mb	SampType: MBLK	TestCode: EPA Method 8260B: VOLATILES
Client ID: PBW	Batch ID: R67751	RunNo: 67751
Prep Date:	Analysis Date: 4/1/2020	SeqNo: 2340523 Units: µg/L

Analyte	Result	PQL	SPK value	SPK Ref Val	%REC	LowLimit	HighLimit	%RPD	RPDLimit	Qual
4-Chlorotoluene	ND	1.0								
cis-1,2-DCE	ND	1.0								
cis-1,3-Dichloropropene	ND	1.0								
1,2-Dibromo-3-chloropropane	ND	2.0								
Dibromochloromethane	ND	1.0								
Dibromomethane	ND	1.0								
1,2-Dichlorobenzene	ND	1.0								
1,3-Dichlorobenzene	ND	1.0								
1,4-Dichlorobenzene	ND	1.0								
Dichlorodifluoromethane	ND	1.0								
1,1-Dichloroethane	ND	1.0								
1,1-Dichloroethene	ND	1.0								
1,2-Dichloropropane	ND	1.0								
1,3-Dichloropropane	ND	1.0								
2,2-Dichloropropane	ND	2.0								
1,1-Dichloropropene	ND	1.0								
Hexachlorobutadiene	ND	1.0								
2-Hexanone	ND	10								
Isopropylbenzene	ND	1.0								
4-Isopropyltoluene	ND	1.0								
4-Methyl-2-pentanone	ND	10								
Methylene Chloride	ND	3.0								
n-Butylbenzene	ND	3.0								
n-Propylbenzene	ND	1.0								
sec-Butylbenzene	ND	1.0								
Styrene	ND	1.0								
tert-Butylbenzene	ND	1.0								
1,1,1,2-Tetrachloroethane	ND	1.0								
1,1,2,2-Tetrachloroethane	ND	2.0								
Tetrachloroethene (PCE)	ND	1.0								
trans-1,2-DCE	ND	1.0								
trans-1,3-Dichloropropene	ND	1.0								
1,2,3-Trichlorobenzene	ND	1.0								
1,2,4-Trichlorobenzene	ND	1.0								
1,1,1-Trichloroethane	ND	1.0								
1,1,2-Trichloroethane	ND	1.0								
Trichloroethene (TCE)	ND	1.0								
Trichlorofluoromethane	ND	1.0								
1,2,3-Trichloropropane	ND	2.0								

Qualifiers:

- * Value exceeds Maximum Contaminant Level.
- D Sample Diluted Due to Matrix
- H Holding times for preparation or analysis exceeded
- ND Not Detected at the Reporting Limit
- PQL Practical Quantitative Limit
- S % Recovery outside of range due to dilution or matrix
- B Analyte detected in the associated Method Blank
- E Value above quantitation range
- J Analyte detected below quantitation limits
- P Sample pH Not In Range
- RL Reporting Limit

QC SUMMARY REPORT

Hall Environmental Analysis Laboratory, Inc.

WO#: 2003C95

19-Oct-20

Client: GHD
Project: WT-1

Sample ID: mb	SampType: MBLK	TestCode: EPA Method 8260B: VOLATILES								
Client ID: PBW	Batch ID: R67751	RunNo: 67751								
Prep Date:	Analysis Date: 4/1/2020	SeqNo: 2340523	Units: µg/L							
Analyte	Result	PQL	SPK value	SPK Ref Val	%REC	LowLimit	HighLimit	%RPD	RPDLimit	Qual
Vinyl chloride	ND	1.0								
Xylenes, Total	ND	1.5								
Surr: 1,2-Dichloroethane-d4	11		10.00		105	70	130			
Surr: 4-Bromofluorobenzene	10		10.00		99.7	70	130			
Surr: Dibromofluoromethane	11		10.00		105	70	130			
Surr: Toluene-d8	10		10.00		101	70	130			

Sample ID: 2003c95-008ams	SampType: MS	TestCode: EPA Method 8260B: VOLATILES								
Client ID: GW-11209238-03252	Batch ID: B67751	RunNo: 67751								
Prep Date:	Analysis Date: 4/1/2020	SeqNo: 2550244	Units: µg/L							
Analyte	Result	PQL	SPK value	SPK Ref Val	%REC	LowLimit	HighLimit	%RPD	RPDLimit	Qual
Benzene	110	5.0	100.0	6.770	108	70	130			
Toluene	100	5.0	100.0	0	99.7	70	130			
Chlorobenzene	100	5.0	100.0	0	100	70	130			
1,1-Dichloroethene	100	5.0	100.0	0	104	70	130			
Trichloroethene (TCE)	100	5.0	100.0	0	100	70	130			
Surr: 1,2-Dichloroethane-d4	53		50.00		106	70	130			
Surr: 4-Bromofluorobenzene	51		50.00		101	70	130			
Surr: Dibromofluoromethane	51		50.00		102	70	130			
Surr: Toluene-d8	48		50.00		96.4	70	130			

Sample ID: 2003c95-008amsd	SampType: MSD	TestCode: EPA Method 8260B: VOLATILES								
Client ID: GW-11209238-03252	Batch ID: B67751	RunNo: 67751								
Prep Date:	Analysis Date: 4/1/2020	SeqNo: 2550245	Units: µg/L							
Analyte	Result	PQL	SPK value	SPK Ref Val	%REC	LowLimit	HighLimit	%RPD	RPDLimit	Qual
Benzene	110	5.0	100.0	6.770	102	70	130	5.15	20	
Toluene	93	5.0	100.0	0	93.1	70	130	6.90	20	
Chlorobenzene	95	5.0	100.0	0	95.3	70	130	5.26	20	
1,1-Dichloroethene	97	5.0	100.0	0	96.7	70	130	7.00	20	
Trichloroethene (TCE)	97	5.0	100.0	0	97.0	70	130	3.35	20	
Surr: 1,2-Dichloroethane-d4	52		50.00		105	70	130	0	0	
Surr: 4-Bromofluorobenzene	55		50.00		110	70	130	0	0	
Surr: Dibromofluoromethane	50		50.00		101	70	130	0	0	
Surr: Toluene-d8	47		50.00		94.8	70	130	0	0	

Qualifiers:

- * Value exceeds Maximum Contaminant Level.
- D Sample Diluted Due to Matrix
- H Holding times for preparation or analysis exceeded
- ND Not Detected at the Reporting Limit
- PQL Practical Quantitative Limit
- S % Recovery outside of range due to dilution or matrix
- B Analyte detected in the associated Method Blank
- E Value above quantitation range
- J Analyte detected below quantitation limits
- P Sample pH Not In Range
- RL Reporting Limit

QC SUMMARY REPORT

Hall Environmental Analysis Laboratory, Inc.

WO#: 2003C95

19-Oct-20

Client: GHD
Project: WT-1

Sample ID: 100ng lcs2	SampType: LCS	TestCode: EPA Method 8260B: VOLATILES								
Client ID: LCSW	Batch ID: B67751	RunNo: 67751								
Prep Date:	Analysis Date: 4/2/2020	SeqNo: 2550247	Units: µg/L							
Analyte	Result	PQL	SPK value	SPK Ref Val	%REC	LowLimit	HighLimit	%RPD	RPDLimit	Qual
Benzene	21	1.0	20.00	0	107	70	130			
Toluene	20	1.0	20.00	0	98.4	70	130			
Chlorobenzene	20	1.0	20.00	0	99.4	70	130			
1,1-Dichloroethene	21	1.0	20.00	0	105	70	130			
Trichloroethene (TCE)	22	1.0	20.00	0	109	70	130			
Surr: 1,2-Dichloroethane-d4	10		10.00		103	70	130			
Surr: 4-Bromofluorobenzene	10		10.00		100	70	130			
Surr: Dibromofluoromethane	10		10.00		104	70	130			
Surr: Toluene-d8	9.5		10.00		95.2	70	130			

Sample ID: mb2	SampType: MBLK	TestCode: EPA Method 8260B: VOLATILES								
Client ID: PBW	Batch ID: B67751	RunNo: 67751								
Prep Date:	Analysis Date: 4/2/2020	SeqNo: 2550248	Units: µg/L							
Analyte	Result	PQL	SPK value	SPK Ref Val	%REC	LowLimit	HighLimit	%RPD	RPDLimit	Qual
Benzene	ND	1.0								
Toluene	ND	1.0								
Ethylbenzene	ND	1.0								
Methyl tert-butyl ether (MTBE)	ND	1.0								
1,2,4-Trimethylbenzene	ND	1.0								
1,3,5-Trimethylbenzene	ND	1.0								
1,2-Dichloroethane (EDC)	ND	1.0								
1,2-Dibromoethane (EDB)	ND	1.0								
Naphthalene	ND	2.0								
1-Methylnaphthalene	ND	4.0								
2-Methylnaphthalene	ND	4.0								
Acetone	ND	10								
Bromobenzene	ND	1.0								
Bromodichloromethane	ND	1.0								
Bromoform	ND	1.0								
Bromomethane	ND	3.0								
2-Butanone	ND	10								
Carbon disulfide	ND	10								
Carbon Tetrachloride	ND	1.0								
Chlorobenzene	ND	1.0								
Chloroethane	ND	2.0								
Chloroform	ND	1.0								
Chloromethane	ND	3.0								
2-Chlorotoluene	ND	1.0								

Qualifiers:

- * Value exceeds Maximum Contaminant Level.
- D Sample Diluted Due to Matrix
- H Holding times for preparation or analysis exceeded
- ND Not Detected at the Reporting Limit
- PQL Practical Quantitative Limit
- S % Recovery outside of range due to dilution or matrix
- B Analyte detected in the associated Method Blank
- E Value above quantitation range
- J Analyte detected below quantitation limits
- P Sample pH Not In Range
- RL Reporting Limit

QC SUMMARY REPORT

Hall Environmental Analysis Laboratory, Inc.

WO#: 2003C95

19-Oct-20

Client: GHD
Project: WT-1

Sample ID: mb2	SampType: MBLK	TestCode: EPA Method 8260B: VOLATILES
Client ID: PBW	Batch ID: B67751	RunNo: 67751
Prep Date:	Analysis Date: 4/2/2020	SeqNo: 2550248 Units: µg/L

Analyte	Result	PQL	SPK value	SPK Ref Val	%REC	LowLimit	HighLimit	%RPD	RPDLimit	Qual
4-Chlorotoluene	ND	1.0								
cis-1,2-DCE	ND	1.0								
cis-1,3-Dichloropropene	ND	1.0								
1,2-Dibromo-3-chloropropane	ND	2.0								
Dibromochloromethane	ND	1.0								
Dibromomethane	ND	1.0								
1,2-Dichlorobenzene	ND	1.0								
1,3-Dichlorobenzene	ND	1.0								
1,4-Dichlorobenzene	ND	1.0								
Dichlorodifluoromethane	ND	1.0								
1,1-Dichloroethane	ND	1.0								
1,1-Dichloroethene	ND	1.0								
1,2-Dichloropropane	ND	1.0								
1,3-Dichloropropane	ND	1.0								
2,2-Dichloropropane	ND	2.0								
1,1-Dichloropropene	ND	1.0								
Hexachlorobutadiene	ND	1.0								
2-Hexanone	ND	10								
Isopropylbenzene	ND	1.0								
4-Isopropyltoluene	ND	1.0								
4-Methyl-2-pentanone	ND	10								
Methylene Chloride	ND	3.0								
n-Butylbenzene	ND	3.0								
n-Propylbenzene	ND	1.0								
sec-Butylbenzene	ND	1.0								
Styrene	ND	1.0								
tert-Butylbenzene	ND	1.0								
1,1,1,2-Tetrachloroethane	ND	1.0								
1,1,2,2-Tetrachloroethane	ND	2.0								
Tetrachloroethene (PCE)	ND	1.0								
trans-1,2-DCE	ND	1.0								
trans-1,3-Dichloropropene	ND	1.0								
1,2,3-Trichlorobenzene	ND	1.0								
1,2,4-Trichlorobenzene	ND	1.0								
1,1,1-Trichloroethane	ND	1.0								
1,1,2-Trichloroethane	ND	1.0								
Trichloroethene (TCE)	ND	1.0								
Trichlorofluoromethane	ND	1.0								
1,2,3-Trichloropropane	ND	2.0								

Qualifiers:

- | | |
|---|---|
| * Value exceeds Maximum Contaminant Level. | B Analyte detected in the associated Method Blank |
| D Sample Diluted Due to Matrix | E Value above quantitation range |
| H Holding times for preparation or analysis exceeded | J Analyte detected below quantitation limits |
| ND Not Detected at the Reporting Limit | P Sample pH Not In Range |
| PQL Practical Quantitative Limit | RL Reporting Limit |
| S % Recovery outside of range due to dilution or matrix | |

QC SUMMARY REPORT

Hall Environmental Analysis Laboratory, Inc.

WO#: 2003C95

19-Oct-20

Client: GHD
Project: WT-1

Sample ID: mb2	SampType: MBLK	TestCode: EPA Method 8260B: VOLATILES								
Client ID: PBW	Batch ID: B67751	RunNo: 67751								
Prep Date:	Analysis Date: 4/2/2020	SeqNo: 2550248	Units: µg/L							
Analyte	Result	PQL	SPK value	SPK Ref Val	%REC	LowLimit	HighLimit	%RPD	RPDLimit	Qual
Vinyl chloride	ND	1.0								
Xylenes, Total	ND	1.5								
Surr: 1,2-Dichloroethane-d4	11		10.00		109	70	130			
Surr: 4-Bromofluorobenzene	10		10.00		101	70	130			
Surr: Dibromofluoromethane	11		10.00		105	70	130			
Surr: Toluene-d8	9.6		10.00		95.6	70	130			

Sample ID: 100ng lcs	SampType: LCS	TestCode: EPA Method 8260B: VOLATILES								
Client ID: LCSW	Batch ID: R67772	RunNo: 67772								
Prep Date:	Analysis Date: 4/2/2020	SeqNo: 2550565	Units: µg/L							
Analyte	Result	PQL	SPK value	SPK Ref Val	%REC	LowLimit	HighLimit	%RPD	RPDLimit	Qual
Benzene	21	1.0	20.00	0	104	70	130			
Surr: 1,2-Dichloroethane-d4	10		10.00		101	70	130			
Surr: 4-Bromofluorobenzene	9.5		10.00		95.3	70	130			
Surr: Dibromofluoromethane	10		10.00		100	70	130			
Surr: Toluene-d8	9.9		10.00		98.8	70	130			

Sample ID: mb	SampType: MBLK	TestCode: EPA Method 8260B: VOLATILES								
Client ID: PBW	Batch ID: R67772	RunNo: 67772								
Prep Date:	Analysis Date: 4/2/2020	SeqNo: 2550566	Units: µg/L							
Analyte	Result	PQL	SPK value	SPK Ref Val	%REC	LowLimit	HighLimit	%RPD	RPDLimit	Qual
Benzene	ND	1.0								
Surr: 1,2-Dichloroethane-d4	11		10.00		106	70	130			
Surr: 4-Bromofluorobenzene	10		10.00		103	70	130			
Surr: Dibromofluoromethane	9.9		10.00		99.1	70	130			
Surr: Toluene-d8	9.7		10.00		96.8	70	130			

Qualifiers:

- * Value exceeds Maximum Contaminant Level.
- D Sample Diluted Due to Matrix
- H Holding times for preparation or analysis exceeded
- ND Not Detected at the Reporting Limit
- PQL Practical Quantitative Limit
- S % Recovery outside of range due to dilution or matrix
- B Analyte detected in the associated Method Blank
- E Value above quantitation range
- J Analyte detected below quantitation limits
- P Sample pH Not In Range
- RL Reporting Limit



Hall Environmental Analysis Laboratory
 4901 Hawkins NE
 Albuquerque, NM 87109
 TEL: 505-345-3975 FAX: 505-345-4107
 Website: www.hallenvironmental.com

Sample Log-In Check List

Client Name: GHD Work Order Number: 2003C95 RcptNo: 1

Received By: **Juan Rojas** 3/27/2020 8:25:00 AM *Juan Rojas*
 Completed By: **John Caldwell** 3/30/2020 3:41:40 PM *John Caldwell*
 Reviewed By: *LB* 3/3/20

Chain of Custody

1. Is Chain of Custody sufficiently complete? Yes No Not Present
 2. How was the sample delivered? Courier

Log In

3. Was an attempt made to cool the samples? Yes No NA
 4. Were all samples received at a temperature of >0° C to 6.0°C Yes No NA
 5. Sample(s) in proper container(s)? Yes No
 6. Sufficient sample volume for indicated test(s)? Yes No
 7. Are samples (except VOA and ONG) properly preserved? Yes No
 8. Was preservative added to bottles? Yes No NA
 9. Received at least 1 vial with headspace <1/4" for AQ VOA? Yes No NA
 10. Were any sample containers received broken? Yes No
 11. Does paperwork match bottle labels? Yes No
 (Note discrepancies on chain of custody)
 12. Are matrices correctly identified on Chain of Custody? Yes No
 13. Is it clear what analyses were requested? Yes No
 14. Were all holding times able to be met? Yes No
 (If no, notify customer for authorization.)

of preserved bottles checked for pH: _____
 (<2 or >12 unless noted)
 Adjusted? _____
 Checked by: DAD 3/31/20

Special Handling (if applicable)

15. Was client notified of all discrepancies with this order? Yes No NA

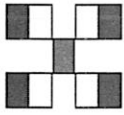
Person Notified:	<input type="text"/>	Date:	<input type="text"/>
By Whom:	<input type="text"/>	Via:	<input type="checkbox"/> eMail <input type="checkbox"/> Phone <input type="checkbox"/> Fax <input type="checkbox"/> In Person
Regarding:	<input type="text"/>		
Client Instructions:	<input type="text"/>		

16. Additional remarks:

17. Cooler Information

Cooler No	Temp °C	Condition	Seal Intact	Seal No	Seal Date	Signed By
1	0.8	Good				

Chain-of-Custody Record



HALL ENVIRONMENTAL ANALYSIS LABORATORY

www.hallenvironmental.com

4901 Hawkins NE - Albuquerque, NM 87109

Tel. 505-345-3975 Fax 505-345-4107

Analysis Request

BTEX / MTBE / TMB's (8021)	
TPH:8015D(GRO / DRO / MRO)	
8081 Pesticides/8082 PCBs	
EDB (Method 504.1)	
PAHs by 8310 or 8270SIMS	
RCRA 8 Metals	
Cl, F, Br, NO ₃ , NO ₂ , PO ₄ , SO ₄	
8260 (VOA)	
8270 (Semi-VOA)	
Total Coliform (Present/Absent)	X X X X X X X X X X X X
	200 BTFX Solifate

Turn-Around Time: Standard Rush

Project Name: WT-1

Project #: 11209738

Project Manager: Christine Matthews

Sampler: CN

On Ice: Yes No

of Coolers: 5 1 312 3/27/20

Cooler Temp (including CF): 0.8-0.8 (°C)

Container Type and #	Preservative Type	HEAL No.
UC-1005	UVicorb	-001
		-002
		-003
		-004
		-005
		-006
		-007
		-008
		-009
		-010
		-011
		-012

Client: GHD

Mailing Address: ON F/LTE

Phone #: 505 884 0672

email or Fax#: Christine.Matthews@ghd.com

QA/QC Package: Standard Level 4 (Full Validation)

Accreditation: AZ Compliance NELAC Other

EDD (Type)

Date	Time	Matrix	Sample Name
3-24-20	0930	WT	62-11209738-032420-CN-M10-1
3-24-20	1130		62-11209738-032420-CN-M10-5
3-24-20	1215		62-11209738-032420-CN-M10-6
3-24-20	1330		62-11209738-032420-CN-M10-7
3-24-20	1500		62-11209738-032420-CN-M10-8
3-25-20	1600		62-11209738-032520-CN-M10-10
3-24-20	1600		62-11209738-032420-CN-M10-11
3-25-20	1700		62-11209738-032520-CN-SVE-1
3-24-20	1030		62-11209738-032420-CN-SVE-1A
3-25-20	0930		62-11209738-032520-CN-SVE-5
3-25-20	1500		62-11209738-032520-CN-SVE-7
3-25-20	1400		62-11209738-032520-CN-SVE-8

Remarks:

Received by: [Signature] Date: 3/26/20 Time: 0700

Received by: [Signature] Date: 3/27/20 Time: 8:25

Relinquished by: [Signature]

Relinquished by: [Signature]

Chain-of-Custody Record

Client: GHD

Mailing Address: On File

Phone #: 505 881 0672

email or Fax#: Christine.Mathews@ghd.com

QA/QC Package:

Standard Level 4 (Full Validation)

Accreditation: Az Compliance

NELAC Other

EDD (Type)

Turn-Around Time:

Standard Rush

Project Name:

WT-1

Project #:

11209238

Project Manager:

Christine Mathews

Sampler:

CR

On Ice: Yes No

of Coolers: 5 3/17/20

Cooler Temp (including CF): 0.8-0=0.8 (°C)

Date	Time	Matrix	Sample Name	Container Type and #	Preservative Type	HEAL No.
3-25-20	1300	WT	<u>60-11209238-032520-CN-SVE-9</u>	<u>VOLVO5</u>	<u>VOLVO5</u>	<u>-013</u>
3-25-20	1200	WT	<u>60-11209238-032520-CN-SVE-12</u>			<u>-014</u>
3-25-20	1100	WT	<u>60-11209238-032520-CN-SVE-13</u>			<u>-015</u>
3-24-20	1700	WT	<u>60-11209238-032420-CN-SVE-14</u>			<u>-016</u>
3-25-20	-	WT	<u>60-11209238-032520-CN-DUP</u>			<u>-017</u>
			<u>TRIP BLANK DAD 3/31/20</u>			<u>-018</u>

Container Type and #

Preservative Type

HEAL No.

Date: 3-26-20 Time: 1900

Relinquished by: [Signature]

Received by: [Signature] Via: 3/26/20 0700

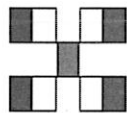
Date: 3/26/20 Time: 0700

Date: 3/26/20 Time: 1900

Relinquished by: [Signature]

Received by: [Signature] Via: 3/27/20 8:25

Date: 3/27/20 Time: 8:25



HALL ENVIRONMENTAL ANALYSIS LABORATORY

www.hallenvironmental.com

4901 Hawkins NE - Albuquerque, NM 87109

Tel. 505-345-3975 Fax 505-345-4107

Analysis Request

BTEX / MTBE / TMBs (8021)	TPH:8015D(GRO / DRO / MRO)	8081 Pesticides/8082 PCBs	EDB (Method 504.1)	PAHs by 8310 or 8270SIMS	RCRA 8 Metals	Cl, F, Br, NO ₃ , NO ₂ , PO ₄ , SO ₄	8260 (VOA)	8270 (Semi-VOA)	Total Coliform (Present/Absent)
									8260 BTEX
									Sulfate

Remarks:



Hall Environmental Analysis Laboratory
4901 Hawkins NE
Albuquerque, NM 87109
TEL: 505-345-3975 FAX: 505-345-4107
Website: www.hallenvironmental.com

June 15, 2020

Christine Mathews

GHD

6121 Indian School Road, NE #200

Albuquerque, NM 87110

TEL: (505) 884-0672

FAX:

RE: WT-1

OrderNo.: 2006322

Dear Christine Mathews:

Hall Environmental Analysis Laboratory received 10 sample(s) on 6/5/2020 for the analyses presented in the following report.

These were analyzed according to EPA procedures or equivalent. To access our accredited tests please go to www.hallenvironmental.com or the state specific web sites. In order to properly interpret your results, it is imperative that you review this report in its entirety. See the sample checklist and/or the Chain of Custody for information regarding the sample receipt temperature and preservation. Data qualifiers or a narrative will be provided if the sample analysis or analytical quality control parameters require a flag. When necessary, data qualifiers are provided on both the sample analysis report and the QC summary report, both sections should be reviewed. All samples are reported, as received, unless otherwise indicated. Lab measurement of analytes considered field parameters that require analysis within 15 minutes of sampling such as pH and residual chlorine are qualified as being analyzed outside of the recommended holding time.

Please don't hesitate to contact HEAL for any additional information or clarifications.

ADHS Cert #AZ0682 -- NMED-DWB Cert #NM9425 -- NMED-Micro Cert #NM0901

Sincerely,

A handwritten signature in black ink, appearing to read "Andy Freeman", is written over a light blue horizontal line.

Andy Freeman

Laboratory Manager

4901 Hawkins NE

Albuquerque, NM 87109

Analytical Report

Lab Order: 2006322

Hall Environmental Analysis Laboratory, Inc.

Date Reported: 6/15/2020

CLIENT: GHD
Project: WT-1

Lab Order: 2006322

Lab ID: 2006322-001

Collection Date: 6/2/2020 10:30:00 AM

Client Sample ID: GW-11209238-060220-CN-MW-5

Matrix: AQUEOUS

Analyses	Result	RL	Qual	Units	DF	Date Analyzed	Batch ID
EPA METHOD 300.0: ANIONS							Analyst: CAS
Sulfate	ND	5.0		mg/L	10	6/8/2020 2:21:41 PM	R6949C
EPA METHOD 8260B: VOLATILES							Analyst: RAA
Benzene	16	1.0		µg/L	1	6/8/2020 10:49:00 PM	R69472
Toluene	2.7	1.0		µg/L	1	6/8/2020 10:49:00 PM	R69472
Ethylbenzene	6.8	1.0		µg/L	1	6/8/2020 10:49:00 PM	R69472
Methyl tert-butyl ether (MTBE)	ND	1.0		µg/L	1	6/8/2020 10:49:00 PM	R69472
1,2,4-Trimethylbenzene	11	1.0		µg/L	1	6/8/2020 10:49:00 PM	R69472
1,3,5-Trimethylbenzene	4.1	1.0		µg/L	1	6/8/2020 10:49:00 PM	R69472
1,2-Dichloroethane (EDC)	1.2	1.0		µg/L	1	6/8/2020 10:49:00 PM	R69472
1,2-Dibromoethane (EDB)	ND	1.0		µg/L	1	6/8/2020 10:49:00 PM	R69472
Naphthalene	9.4	2.0		µg/L	1	6/8/2020 10:49:00 PM	R69472
1-Methylnaphthalene	ND	4.0		µg/L	1	6/8/2020 10:49:00 PM	R69472
2-Methylnaphthalene	ND	4.0		µg/L	1	6/8/2020 10:49:00 PM	R69472
Acetone	ND	10		µg/L	1	6/8/2020 10:49:00 PM	R69472
Bromobenzene	ND	1.0		µg/L	1	6/8/2020 10:49:00 PM	R69472
Bromodichloromethane	ND	1.0		µg/L	1	6/8/2020 10:49:00 PM	R69472
Bromoform	ND	1.0		µg/L	1	6/8/2020 10:49:00 PM	R69472
Bromomethane	ND	3.0		µg/L	1	6/8/2020 10:49:00 PM	R69472
2-Butanone	ND	10		µg/L	1	6/8/2020 10:49:00 PM	R69472
Carbon disulfide	ND	10		µg/L	1	6/8/2020 10:49:00 PM	R69472
Carbon Tetrachloride	ND	1.0		µg/L	1	6/8/2020 10:49:00 PM	R69472
Chlorobenzene	ND	1.0		µg/L	1	6/8/2020 10:49:00 PM	R69472
Chloroethane	ND	2.0		µg/L	1	6/8/2020 10:49:00 PM	R69472
Chloroform	ND	1.0		µg/L	1	6/8/2020 10:49:00 PM	R69472
Chloromethane	ND	3.0		µg/L	1	6/8/2020 10:49:00 PM	R69472
2-Chlorotoluene	ND	1.0		µg/L	1	6/8/2020 10:49:00 PM	R69472
4-Chlorotoluene	ND	1.0		µg/L	1	6/8/2020 10:49:00 PM	R69472
cis-1,2-DCE	30	1.0		µg/L	1	6/8/2020 10:49:00 PM	R69472
cis-1,3-Dichloropropene	ND	1.0		µg/L	1	6/8/2020 10:49:00 PM	R69472
1,2-Dibromo-3-chloropropane	ND	2.0		µg/L	1	6/8/2020 10:49:00 PM	R69472
Dibromochloromethane	ND	1.0		µg/L	1	6/8/2020 10:49:00 PM	R69472
Dibromomethane	ND	1.0		µg/L	1	6/8/2020 10:49:00 PM	R69472
1,2-Dichlorobenzene	ND	1.0		µg/L	1	6/8/2020 10:49:00 PM	R69472
1,3-Dichlorobenzene	ND	1.0		µg/L	1	6/8/2020 10:49:00 PM	R69472
1,4-Dichlorobenzene	ND	1.0		µg/L	1	6/8/2020 10:49:00 PM	R69472
Dichlorodifluoromethane	ND	1.0		µg/L	1	6/8/2020 10:49:00 PM	R69472
1,1-Dichloroethane	110	10		µg/L	10	6/10/2020 3:59:00 PM	R6952C
1,1-Dichloroethene	1.2	1.0		µg/L	1	6/8/2020 10:49:00 PM	R69472

Refer to the QC Summary report and sample login checklist for flagged QC data and preservation information.

Qualifiers:	*	Value exceeds Maximum Contaminant Level.	B	Analyte detected in the associated Method Blank
	D	Sample Diluted Due to Matrix	E	Value above quantitation range
	H	Holding times for preparation or analysis exceeded	J	Analyte detected below quantitation limits
	ND	Not Detected at the Reporting Limit	P	Sample pH Not In Range
	PQL	Practical Quantitative Limit	RL	Reporting Limit
	S	% Recovery outside of range due to dilution or matrix		

Analytical Report

Lab Order: 2006322

Hall Environmental Analysis Laboratory, Inc.

Date Reported: 6/15/2020

CLIENT: GHD
Project: WT-1

Lab Order: 2006322

EPA METHOD 8260B: VOLATILES

Analyst: RAA

1,2-Dichloropropane	ND	1.0	µg/L	1	6/8/2020 10:49:00 PM	R69472
1,3-Dichloropropane	ND	1.0	µg/L	1	6/8/2020 10:49:00 PM	R69472
2,2-Dichloropropane	ND	2.0	µg/L	1	6/8/2020 10:49:00 PM	R69472
1,1-Dichloropropene	ND	1.0	µg/L	1	6/8/2020 10:49:00 PM	R69472
Hexachlorobutadiene	ND	1.0	µg/L	1	6/8/2020 10:49:00 PM	R69472
2-Hexanone	ND	10	µg/L	1	6/8/2020 10:49:00 PM	R69472
Isopropylbenzene	ND	1.0	µg/L	1	6/8/2020 10:49:00 PM	R69472
4-Isopropyltoluene	ND	1.0	µg/L	1	6/8/2020 10:49:00 PM	R69472
4-Methyl-2-pentanone	ND	10	µg/L	1	6/8/2020 10:49:00 PM	R69472
Methylene Chloride	ND	3.0	µg/L	1	6/8/2020 10:49:00 PM	R69472
n-Butylbenzene	ND	3.0	µg/L	1	6/8/2020 10:49:00 PM	R69472
n-Propylbenzene	ND	1.0	µg/L	1	6/8/2020 10:49:00 PM	R69472
sec-Butylbenzene	ND	1.0	µg/L	1	6/8/2020 10:49:00 PM	R69472
Styrene	ND	1.0	µg/L	1	6/8/2020 10:49:00 PM	R69472
tert-Butylbenzene	ND	1.0	µg/L	1	6/8/2020 10:49:00 PM	R69472
1,1,1,2-Tetrachloroethane	ND	1.0	µg/L	1	6/8/2020 10:49:00 PM	R69472
1,1,2,2-Tetrachloroethane	ND	2.0	µg/L	1	6/8/2020 10:49:00 PM	R69472
Tetrachloroethene (PCE)	ND	1.0	µg/L	1	6/8/2020 10:49:00 PM	R69472
trans-1,2-DCE	ND	1.0	µg/L	1	6/8/2020 10:49:00 PM	R69472
trans-1,3-Dichloropropene	ND	1.0	µg/L	1	6/8/2020 10:49:00 PM	R69472
1,2,3-Trichlorobenzene	ND	1.0	µg/L	1	6/8/2020 10:49:00 PM	R69472
1,2,4-Trichlorobenzene	ND	1.0	µg/L	1	6/8/2020 10:49:00 PM	R69472
1,1,1-Trichloroethane	ND	1.0	µg/L	1	6/8/2020 10:49:00 PM	R69472
1,1,2-Trichloroethane	ND	1.0	µg/L	1	6/8/2020 10:49:00 PM	R69472
Trichloroethene (TCE)	21	1.0	µg/L	1	6/8/2020 10:49:00 PM	R69472
Trichlorofluoromethane	ND	1.0	µg/L	1	6/8/2020 10:49:00 PM	R69472
1,2,3-Trichloropropane	ND	2.0	µg/L	1	6/8/2020 10:49:00 PM	R69472
Vinyl chloride	ND	1.0	µg/L	1	6/8/2020 10:49:00 PM	R69472
Xylenes, Total	10	1.5	µg/L	1	6/8/2020 10:49:00 PM	R69472
Surr: 1,2-Dichloroethane-d4	102	70-130	%Rec	1	6/8/2020 10:49:00 PM	R69472
Surr: 4-Bromofluorobenzene	101	70-130	%Rec	1	6/8/2020 10:49:00 PM	R69472
Surr: Dibromofluoromethane	105	70-130	%Rec	1	6/8/2020 10:49:00 PM	R69472
Surr: Toluene-d8	102	70-130	%Rec	1	6/8/2020 10:49:00 PM	R69472

Refer to the QC Summary report and sample login checklist for flagged QC data and preservation information.

Qualifiers:	*	Value exceeds Maximum Contaminant Level.	B	Analyte detected in the associated Method Blank
	D	Sample Diluted Due to Matrix	E	Value above quantitation range
	H	Holding times for preparation or analysis exceeded	J	Analyte detected below quantitation limits
	ND	Not Detected at the Reporting Limit	P	Sample pH Not In Range
	PQL	Practical Quantitative Limit	RL	Reporting Limit
	S	% Recovery outside of range due to dilution or matrix		

Page 2 of 26

Analytical Report

Lab Order: 2006322

Date Reported: 6/15/2020

Hall Environmental Analysis Laboratory, Inc.

CLIENT: GHD
Project: WT-1

Lab Order: 2006322

Lab ID: 2006322-002

Collection Date: 6/2/2020 11:30:00 AM

Client Sample ID: GW-11209238-060220-CN-MW-8

Matrix: AQUEOUS

Analyses	Result	RL	Qual	Units	DF	Date Analyzed	Batch ID
EPA METHOD 300.0: ANIONS							Analyst: CAS
Sulfate	1100	50	*	mg/L	100	6/8/2020 2:58:54 PM	R6949C
EPA METHOD 8260B: VOLATILES							Analyst: RAA
Benzene	2.5	1.0		µg/L	1	6/8/2020 11:13:00 PM	R69472
Toluene	ND	1.0		µg/L	1	6/8/2020 11:13:00 PM	R69472
Ethylbenzene	ND	1.0		µg/L	1	6/8/2020 11:13:00 PM	R69472
Methyl tert-butyl ether (MTBE)	ND	1.0		µg/L	1	6/8/2020 11:13:00 PM	R69472
1,2,4-Trimethylbenzene	ND	1.0		µg/L	1	6/8/2020 11:13:00 PM	R69472
1,3,5-Trimethylbenzene	ND	1.0		µg/L	1	6/8/2020 11:13:00 PM	R69472
1,2-Dichloroethane (EDC)	ND	1.0		µg/L	1	6/8/2020 11:13:00 PM	R69472
1,2-Dibromoethane (EDB)	ND	1.0		µg/L	1	6/8/2020 11:13:00 PM	R69472
Naphthalene	ND	2.0		µg/L	1	6/8/2020 11:13:00 PM	R69472
1-Methylnaphthalene	ND	4.0		µg/L	1	6/8/2020 11:13:00 PM	R69472
2-Methylnaphthalene	ND	4.0		µg/L	1	6/8/2020 11:13:00 PM	R69472
Acetone	ND	10		µg/L	1	6/8/2020 11:13:00 PM	R69472
Bromobenzene	ND	1.0		µg/L	1	6/8/2020 11:13:00 PM	R69472
Bromodichloromethane	ND	1.0		µg/L	1	6/8/2020 11:13:00 PM	R69472
Bromoform	ND	1.0		µg/L	1	6/8/2020 11:13:00 PM	R69472
Bromomethane	ND	3.0		µg/L	1	6/8/2020 11:13:00 PM	R69472
2-Butanone	ND	10		µg/L	1	6/8/2020 11:13:00 PM	R69472
Carbon disulfide	ND	10		µg/L	1	6/8/2020 11:13:00 PM	R69472
Carbon Tetrachloride	ND	1.0		µg/L	1	6/8/2020 11:13:00 PM	R69472
Chlorobenzene	ND	1.0		µg/L	1	6/8/2020 11:13:00 PM	R69472
Chloroethane	ND	2.0		µg/L	1	6/8/2020 11:13:00 PM	R69472
Chloroform	ND	1.0		µg/L	1	6/8/2020 11:13:00 PM	R69472
Chloromethane	ND	3.0		µg/L	1	6/8/2020 11:13:00 PM	R69472
2-Chlorotoluene	ND	1.0		µg/L	1	6/8/2020 11:13:00 PM	R69472
4-Chlorotoluene	ND	1.0		µg/L	1	6/8/2020 11:13:00 PM	R69472
cis-1,2-DCE	54	1.0		µg/L	1	6/8/2020 11:13:00 PM	R69472
cis-1,3-Dichloropropene	ND	1.0		µg/L	1	6/8/2020 11:13:00 PM	R69472
1,2-Dibromo-3-chloropropane	ND	2.0		µg/L	1	6/8/2020 11:13:00 PM	R69472
Dibromochloromethane	ND	1.0		µg/L	1	6/8/2020 11:13:00 PM	R69472
Dibromomethane	ND	1.0		µg/L	1	6/8/2020 11:13:00 PM	R69472
1,2-Dichlorobenzene	ND	1.0		µg/L	1	6/8/2020 11:13:00 PM	R69472
1,3-Dichlorobenzene	ND	1.0		µg/L	1	6/8/2020 11:13:00 PM	R69472
1,4-Dichlorobenzene	ND	1.0		µg/L	1	6/8/2020 11:13:00 PM	R69472
Dichlorodifluoromethane	ND	1.0		µg/L	1	6/8/2020 11:13:00 PM	R69472
1,1-Dichloroethane	46	1.0		µg/L	1	6/8/2020 11:13:00 PM	R69472
1,1-Dichloroethene	1.8	1.0		µg/L	1	6/8/2020 11:13:00 PM	R69472

Refer to the QC Summary report and sample login checklist for flagged QC data and preservation information.

Qualifiers:	*	Value exceeds Maximum Contaminant Level.	B	Analyte detected in the associated Method Blank
	D	Sample Diluted Due to Matrix	E	Value above quantitation range
	H	Holding times for preparation or analysis exceeded	J	Analyte detected below quantitation limits
	ND	Not Detected at the Reporting Limit	P	Sample pH Not In Range
	PQL	Practical Quantitative Limit	RL	Reporting Limit
	S	% Recovery outside of range due to dilution or matrix		

Analytical Report

Lab Order: 2006322

Hall Environmental Analysis Laboratory, Inc.

Date Reported: 6/15/2020

CLIENT: GHD
Project: WT-1

Lab Order: 2006322

EPA METHOD 8260B: VOLATILES

Analyst: RAA

1,2-Dichloropropane	ND	1.0	µg/L	1	6/8/2020 11:13:00 PM	R69472
1,3-Dichloropropane	ND	1.0	µg/L	1	6/8/2020 11:13:00 PM	R69472
2,2-Dichloropropane	ND	2.0	µg/L	1	6/8/2020 11:13:00 PM	R69472
1,1-Dichloropropene	ND	1.0	µg/L	1	6/8/2020 11:13:00 PM	R69472
Hexachlorobutadiene	ND	1.0	µg/L	1	6/8/2020 11:13:00 PM	R69472
2-Hexanone	ND	10	µg/L	1	6/8/2020 11:13:00 PM	R69472
Isopropylbenzene	ND	1.0	µg/L	1	6/8/2020 11:13:00 PM	R69472
4-Isopropyltoluene	ND	1.0	µg/L	1	6/8/2020 11:13:00 PM	R69472
4-Methyl-2-pentanone	ND	10	µg/L	1	6/8/2020 11:13:00 PM	R69472
Methylene Chloride	ND	3.0	µg/L	1	6/8/2020 11:13:00 PM	R69472
n-Butylbenzene	ND	3.0	µg/L	1	6/8/2020 11:13:00 PM	R69472
n-Propylbenzene	ND	1.0	µg/L	1	6/8/2020 11:13:00 PM	R69472
sec-Butylbenzene	ND	1.0	µg/L	1	6/8/2020 11:13:00 PM	R69472
Styrene	ND	1.0	µg/L	1	6/8/2020 11:13:00 PM	R69472
tert-Butylbenzene	ND	1.0	µg/L	1	6/8/2020 11:13:00 PM	R69472
1,1,1,2-Tetrachloroethane	ND	1.0	µg/L	1	6/8/2020 11:13:00 PM	R69472
1,1,2,2-Tetrachloroethane	ND	2.0	µg/L	1	6/8/2020 11:13:00 PM	R69472
Tetrachloroethene (PCE)	ND	1.0	µg/L	1	6/8/2020 11:13:00 PM	R69472
trans-1,2-DCE	ND	1.0	µg/L	1	6/8/2020 11:13:00 PM	R69472
trans-1,3-Dichloropropene	ND	1.0	µg/L	1	6/8/2020 11:13:00 PM	R69472
1,2,3-Trichlorobenzene	ND	1.0	µg/L	1	6/8/2020 11:13:00 PM	R69472
1,2,4-Trichlorobenzene	ND	1.0	µg/L	1	6/8/2020 11:13:00 PM	R69472
1,1,1-Trichloroethane	ND	1.0	µg/L	1	6/8/2020 11:13:00 PM	R69472
1,1,2-Trichloroethane	ND	1.0	µg/L	1	6/8/2020 11:13:00 PM	R69472
Trichloroethene (TCE)	20	1.0	µg/L	1	6/8/2020 11:13:00 PM	R69472
Trichlorofluoromethane	ND	1.0	µg/L	1	6/8/2020 11:13:00 PM	R69472
1,2,3-Trichloropropane	ND	2.0	µg/L	1	6/8/2020 11:13:00 PM	R69472
Vinyl chloride	ND	1.0	µg/L	1	6/8/2020 11:13:00 PM	R69472
Xylenes, Total	ND	1.5	µg/L	1	6/8/2020 11:13:00 PM	R69472
Surr: 1,2-Dichloroethane-d4	104	70-130	%Rec	1	6/8/2020 11:13:00 PM	R69472
Surr: 4-Bromofluorobenzene	101	70-130	%Rec	1	6/8/2020 11:13:00 PM	R69472
Surr: Dibromofluoromethane	102	70-130	%Rec	1	6/8/2020 11:13:00 PM	R69472
Surr: Toluene-d8	103	70-130	%Rec	1	6/8/2020 11:13:00 PM	R69472

Refer to the QC Summary report and sample login checklist for flagged QC data and preservation information.

Qualifiers:	*	Value exceeds Maximum Contaminant Level.	B	Analyte detected in the associated Method Blank
	D	Sample Diluted Due to Matrix	E	Value above quantitation range
	H	Holding times for preparation or analysis exceeded	J	Analyte detected below quantitation limits
	ND	Not Detected at the Reporting Limit	P	Sample pH Not In Range
	PQL	Practical Quantitative Limit	RL	Reporting Limit
	S	% Recovery outside of range due to dilution or matrix		

Analytical Report

Lab Order: 2006322

Date Reported: 6/15/2020

Hall Environmental Analysis Laboratory, Inc.

CLIENT: GHD
Project: WT-1

Lab Order: 2006322

Lab ID: 2006322-003

Collection Date: 6/2/2020 4:30:00 PM

Client Sample ID: GW-11209238-060220-CN-MW-10

Matrix: AQUEOUS

Analyses	Result	RL	Qual	Units	DF	Date Analyzed	Batch ID
EPA METHOD 300.0: ANIONS							Analyst: CAS
Sulfate	15	5.0		mg/L	10	6/8/2020 3:11:19 PM	R6949C
EPA METHOD 8260B: VOLATILES							Analyst: RAA
Benzene	6200	200	D	µg/L	200	6/8/2020 11:36:00 PM	R69472
Toluene	ND	20	D	µg/L	20	6/9/2020	R69472
Ethylbenzene	370	20	D	µg/L	20	6/9/2020	R69472
Methyl tert-butyl ether (MTBE)	ND	20	D	µg/L	20	6/9/2020	R69472
1,2,4-Trimethylbenzene	420	20	D	µg/L	20	6/9/2020	R69472
1,3,5-Trimethylbenzene	220	20	D	µg/L	20	6/9/2020	R69472
1,2-Dichloroethane (EDC)	ND	10	D	µg/L	20	6/9/2020	R69472
1,2-Dibromoethane (EDB)	ND	20	D	µg/L	20	6/9/2020	R69472
Naphthalene	41	40	D	µg/L	20	6/9/2020	R69472
1-Methylnaphthalene	ND	80	D	µg/L	20	6/9/2020	R69472
2-Methylnaphthalene	ND	80	D	µg/L	20	6/9/2020	R69472
Acetone	ND	200	D	µg/L	20	6/9/2020	R69472
Bromobenzene	ND	20	D	µg/L	20	6/9/2020	R69472
Bromodichloromethane	ND	20	D	µg/L	20	6/9/2020	R69472
Bromoform	ND	20	D	µg/L	20	6/9/2020	R69472
Bromomethane	ND	60	D	µg/L	20	6/9/2020	R69472
2-Butanone	ND	200	D	µg/L	20	6/9/2020	R69472
Carbon disulfide	ND	200	D	µg/L	20	6/9/2020	R69472
Carbon Tetrachloride	ND	20	D	µg/L	20	6/9/2020	R69472
Chlorobenzene	ND	20	D	µg/L	20	6/9/2020	R69472
Chloroethane	ND	40	D	µg/L	20	6/9/2020	R69472
Chloroform	ND	20	D	µg/L	20	6/9/2020	R69472
Chloromethane	ND	60	D	µg/L	20	6/9/2020	R69472
2-Chlorotoluene	ND	20	D	µg/L	20	6/9/2020	R69472
4-Chlorotoluene	ND	20	D	µg/L	20	6/9/2020	R69472
cis-1,2-DCE	ND	20	D	µg/L	20	6/9/2020	R69472
cis-1,3-Dichloropropene	ND	20	D	µg/L	20	6/9/2020	R69472
1,2-Dibromo-3-chloropropane	ND	40	D	µg/L	20	6/9/2020	R69472
Dibromochloromethane	ND	20	D	µg/L	20	6/9/2020	R69472
Dibromomethane	ND	20	D	µg/L	20	6/9/2020	R69472
1,2-Dichlorobenzene	ND	20	D	µg/L	20	6/9/2020	R69472
1,3-Dichlorobenzene	ND	20	D	µg/L	20	6/9/2020	R69472
1,4-Dichlorobenzene	ND	20	D	µg/L	20	6/9/2020	R69472
Dichlorodifluoromethane	ND	20	D	µg/L	20	6/9/2020	R69472
1,1-Dichloroethane	ND	20	D	µg/L	20	6/9/2020	R69472
1,1-Dichloroethene	ND	20	D	µg/L	20	6/9/2020	R69472

Refer to the QC Summary report and sample login checklist for flagged QC data and preservation information.

Qualifiers:	*	Value exceeds Maximum Contaminant Level.	B	Analyte detected in the associated Method Blank
	D	Sample Diluted Due to Matrix	E	Value above quantitation range
	H	Holding times for preparation or analysis exceeded	J	Analyte detected below quantitation limits
	ND	Not Detected at the Reporting Limit	P	Sample pH Not In Range
	PQL	Practical Quantitative Limit	RL	Reporting Limit
	S	% Recovery outside of range due to dilution or matrix		

Analytical Report

Lab Order: 2006322

Date Reported: 6/15/2020

Hall Environmental Analysis Laboratory, Inc.

CLIENT: GHD
Project: WT-1

Lab Order: 2006322

EPA METHOD 8260B: VOLATILES

Analyst: RAA

1,2-Dichloropropane	ND	20	D	µg/L	20	6/9/2020	R69472
1,3-Dichloropropane	ND	20	D	µg/L	20	6/9/2020	R69472
2,2-Dichloropropane	ND	40	D	µg/L	20	6/9/2020	R69472
1,1-Dichloropropene	ND	20	D	µg/L	20	6/9/2020	R69472
Hexachlorobutadiene	ND	20	D	µg/L	20	6/9/2020	R69472
2-Hexanone	ND	200	D	µg/L	20	6/9/2020	R69472
Isopropylbenzene	37	20	D	µg/L	20	6/9/2020	R69472
4-Isopropyltoluene	ND	20	D	µg/L	20	6/9/2020	R69472
4-Methyl-2-pentanone	ND	200	D	µg/L	20	6/9/2020	R69472
Methylene Chloride	ND	60	D	µg/L	20	6/9/2020	R69472
n-Butylbenzene	ND	60	D	µg/L	20	6/9/2020	R69472
n-Propylbenzene	47	20	D	µg/L	20	6/9/2020	R69472
sec-Butylbenzene	ND	20	D	µg/L	20	6/9/2020	R69472
Styrene	ND	20	D	µg/L	20	6/9/2020	R69472
tert-Butylbenzene	ND	20	D	µg/L	20	6/9/2020	R69472
1,1,1,2-Tetrachloroethane	ND	20	D	µg/L	20	6/9/2020	R69472
1,1,2,2-Tetrachloroethane	ND	40	D	µg/L	20	6/9/2020	R69472
Tetrachloroethene (PCE)	ND	20	D	µg/L	20	6/9/2020	R69472
trans-1,2-DCE	ND	20	D	µg/L	20	6/9/2020	R69472
trans-1,3-Dichloropropene	ND	20	D	µg/L	20	6/9/2020	R69472
1,2,3-Trichlorobenzene	ND	20	D	µg/L	20	6/9/2020	R69472
1,2,4-Trichlorobenzene	ND	20	D	µg/L	20	6/9/2020	R69472
1,1,1-Trichloroethane	ND	20	D	µg/L	20	6/9/2020	R69472
1,1,2-Trichloroethane	ND	20	D	µg/L	20	6/9/2020	R69472
Trichloroethene (TCE)	ND	20	D	µg/L	20	6/9/2020	R69472
Trichlorofluoromethane	ND	20	D	µg/L	20	6/9/2020	R69472
1,2,3-Trichloropropane	ND	40	D	µg/L	20	6/9/2020	R69472
Vinyl chloride	ND	20	D	µg/L	20	6/9/2020	R69472
Xylenes, Total	2400	30	D	µg/L	20	6/9/2020	R69472
Surr: 1,2-Dichloroethane-d4	105	70-130	D	%Rec	20	6/9/2020	R69472
Surr: 4-Bromofluorobenzene	98.1	70-130	D	%Rec	20	6/9/2020	R69472
Surr: Dibromofluoromethane	101	70-130	D	%Rec	20	6/9/2020	R69472
Surr: Toluene-d8	101	70-130	D	%Rec	20	6/9/2020	R69472

Refer to the QC Summary report and sample login checklist for flagged QC data and preservation information.

Qualifiers:	*	Value exceeds Maximum Contaminant Level.	B	Analyte detected in the associated Method Blank
	D	Sample Diluted Due to Matrix	E	Value above quantitation range
	H	Holding times for preparation or analysis exceeded	J	Analyte detected below quantitation limits
	ND	Not Detected at the Reporting Limit	P	Sample pH Not In Range
	PQL	Practical Quantitative Limit	RL	Reporting Limit
	S	% Recovery outside of range due to dilution or matrix		

Analytical Report

Lab Order: 2006322

Hall Environmental Analysis Laboratory, Inc.

Date Reported: 6/15/2020

CLIENT: GHD
Project: WT-1

Lab Order: 2006322

Lab ID: 2006322-004

Collection Date: 6/2/2020 12:30:00 PM

Client Sample ID: GW-11209238-060220-CN-MW-17

Matrix: AQUEOUS

Analyses	Result	RL	Qual	Units	DF	Date Analyzed	Batch ID
EPA METHOD 300.0: ANIONS							Analyst: CAS
Sulfate	490	50	*	mg/L	100	6/8/2020 4:13:22 PM	R6949C
EPA METHOD 8260B: VOLATILES							Analyst: RAA
Benzene	ND	1.0		µg/L	1	6/9/2020 12:23:00 AM	R69472
Toluene	ND	1.0		µg/L	1	6/9/2020 12:23:00 AM	R69472
Ethylbenzene	ND	1.0		µg/L	1	6/9/2020 12:23:00 AM	R69472
Methyl tert-butyl ether (MTBE)	ND	1.0		µg/L	1	6/9/2020 12:23:00 AM	R69472
1,2,4-Trimethylbenzene	ND	1.0		µg/L	1	6/9/2020 12:23:00 AM	R69472
1,3,5-Trimethylbenzene	ND	1.0		µg/L	1	6/9/2020 12:23:00 AM	R69472
1,2-Dichloroethane (EDC)	ND	1.0		µg/L	1	6/9/2020 12:23:00 AM	R69472
1,2-Dibromoethane (EDB)	ND	1.0		µg/L	1	6/9/2020 12:23:00 AM	R69472
Naphthalene	ND	2.0		µg/L	1	6/9/2020 12:23:00 AM	R69472
1-Methylnaphthalene	ND	4.0		µg/L	1	6/9/2020 12:23:00 AM	R69472
2-Methylnaphthalene	ND	4.0		µg/L	1	6/9/2020 12:23:00 AM	R69472
Acetone	ND	10		µg/L	1	6/9/2020 12:23:00 AM	R69472
Bromobenzene	ND	1.0		µg/L	1	6/9/2020 12:23:00 AM	R69472
Bromodichloromethane	ND	1.0		µg/L	1	6/9/2020 12:23:00 AM	R69472
Bromoform	ND	1.0		µg/L	1	6/9/2020 12:23:00 AM	R69472
Bromomethane	ND	3.0		µg/L	1	6/9/2020 12:23:00 AM	R69472
2-Butanone	ND	10		µg/L	1	6/9/2020 12:23:00 AM	R69472
Carbon disulfide	ND	10		µg/L	1	6/9/2020 12:23:00 AM	R69472
Carbon Tetrachloride	ND	1.0		µg/L	1	6/9/2020 12:23:00 AM	R69472
Chlorobenzene	ND	1.0		µg/L	1	6/9/2020 12:23:00 AM	R69472
Chloroethane	ND	2.0		µg/L	1	6/9/2020 12:23:00 AM	R69472
Chloroform	ND	1.0		µg/L	1	6/9/2020 12:23:00 AM	R69472
Chloromethane	ND	3.0		µg/L	1	6/9/2020 12:23:00 AM	R69472
2-Chlorotoluene	ND	1.0		µg/L	1	6/9/2020 12:23:00 AM	R69472
4-Chlorotoluene	ND	1.0		µg/L	1	6/9/2020 12:23:00 AM	R69472
cis-1,2-DCE	ND	1.0		µg/L	1	6/9/2020 12:23:00 AM	R69472
cis-1,3-Dichloropropene	ND	1.0		µg/L	1	6/9/2020 12:23:00 AM	R69472
1,2-Dibromo-3-chloropropane	ND	2.0		µg/L	1	6/9/2020 12:23:00 AM	R69472
Dibromochloromethane	ND	1.0		µg/L	1	6/9/2020 12:23:00 AM	R69472
Dibromomethane	ND	1.0		µg/L	1	6/9/2020 12:23:00 AM	R69472
1,2-Dichlorobenzene	ND	1.0		µg/L	1	6/9/2020 12:23:00 AM	R69472
1,3-Dichlorobenzene	ND	1.0		µg/L	1	6/9/2020 12:23:00 AM	R69472
1,4-Dichlorobenzene	ND	1.0		µg/L	1	6/9/2020 12:23:00 AM	R69472
Dichlorodifluoromethane	ND	1.0		µg/L	1	6/9/2020 12:23:00 AM	R69472
1,1-Dichloroethane	ND	1.0		µg/L	1	6/9/2020 12:23:00 AM	R69472
1,1-Dichloroethene	ND	1.0		µg/L	1	6/9/2020 12:23:00 AM	R69472

Refer to the QC Summary report and sample login checklist for flagged QC data and preservation information.

Qualifiers:	*	Value exceeds Maximum Contaminant Level.	B	Analyte detected in the associated Method Blank
	D	Sample Diluted Due to Matrix	E	Value above quantitation range
	H	Holding times for preparation or analysis exceeded	J	Analyte detected below quantitation limits
	ND	Not Detected at the Reporting Limit	P	Sample pH Not In Range
	PQL	Practical Quantitative Limit	RL	Reporting Limit
	S	% Recovery outside of range due to dilution or matrix		

Analytical Report

Lab Order: 2006322

Date Reported: 6/15/2020

Hall Environmental Analysis Laboratory, Inc.

CLIENT: GHD
Project: WT-1

Lab Order: 2006322

EPA METHOD 8260B: VOLATILES

Analyst: RAA

1,2-Dichloropropane	ND	1.0	µg/L	1	6/9/2020 12:23:00 AM	R69472
1,3-Dichloropropane	ND	1.0	µg/L	1	6/9/2020 12:23:00 AM	R69472
2,2-Dichloropropane	ND	2.0	µg/L	1	6/9/2020 12:23:00 AM	R69472
1,1-Dichloropropene	ND	1.0	µg/L	1	6/9/2020 12:23:00 AM	R69472
Hexachlorobutadiene	ND	1.0	µg/L	1	6/9/2020 12:23:00 AM	R69472
2-Hexanone	ND	10	µg/L	1	6/9/2020 12:23:00 AM	R69472
Isopropylbenzene	ND	1.0	µg/L	1	6/9/2020 12:23:00 AM	R69472
4-Isopropyltoluene	ND	1.0	µg/L	1	6/9/2020 12:23:00 AM	R69472
4-Methyl-2-pentanone	ND	10	µg/L	1	6/9/2020 12:23:00 AM	R69472
Methylene Chloride	ND	3.0	µg/L	1	6/9/2020 12:23:00 AM	R69472
n-Butylbenzene	ND	3.0	µg/L	1	6/9/2020 12:23:00 AM	R69472
n-Propylbenzene	ND	1.0	µg/L	1	6/9/2020 12:23:00 AM	R69472
sec-Butylbenzene	ND	1.0	µg/L	1	6/9/2020 12:23:00 AM	R69472
Styrene	ND	1.0	µg/L	1	6/9/2020 12:23:00 AM	R69472
tert-Butylbenzene	ND	1.0	µg/L	1	6/9/2020 12:23:00 AM	R69472
1,1,1,2-Tetrachloroethane	ND	1.0	µg/L	1	6/9/2020 12:23:00 AM	R69472
1,1,2,2-Tetrachloroethane	ND	2.0	µg/L	1	6/9/2020 12:23:00 AM	R69472
Tetrachloroethene (PCE)	ND	1.0	µg/L	1	6/9/2020 12:23:00 AM	R69472
trans-1,2-DCE	ND	1.0	µg/L	1	6/9/2020 12:23:00 AM	R69472
trans-1,3-Dichloropropene	ND	1.0	µg/L	1	6/9/2020 12:23:00 AM	R69472
1,2,3-Trichlorobenzene	ND	1.0	µg/L	1	6/9/2020 12:23:00 AM	R69472
1,2,4-Trichlorobenzene	ND	1.0	µg/L	1	6/9/2020 12:23:00 AM	R69472
1,1,1-Trichloroethane	ND	1.0	µg/L	1	6/9/2020 12:23:00 AM	R69472
1,1,2-Trichloroethane	ND	1.0	µg/L	1	6/9/2020 12:23:00 AM	R69472
Trichloroethene (TCE)	ND	1.0	µg/L	1	6/9/2020 12:23:00 AM	R69472
Trichlorofluoromethane	ND	1.0	µg/L	1	6/9/2020 12:23:00 AM	R69472
1,2,3-Trichloropropane	ND	2.0	µg/L	1	6/9/2020 12:23:00 AM	R69472
Vinyl chloride	ND	1.0	µg/L	1	6/9/2020 12:23:00 AM	R69472
Xylenes, Total	ND	1.5	µg/L	1	6/9/2020 12:23:00 AM	R69472
Surr: 1,2-Dichloroethane-d4	104	70-130	%Rec	1	6/9/2020 12:23:00 AM	R69472
Surr: 4-Bromofluorobenzene	99.7	70-130	%Rec	1	6/9/2020 12:23:00 AM	R69472
Surr: Dibromofluoromethane	102	70-130	%Rec	1	6/9/2020 12:23:00 AM	R69472
Surr: Toluene-d8	103	70-130	%Rec	1	6/9/2020 12:23:00 AM	R69472

Refer to the QC Summary report and sample login checklist for flagged QC data and preservation information.

Qualifiers:	*	Value exceeds Maximum Contaminant Level.	B	Analyte detected in the associated Method Blank
	D	Sample Diluted Due to Matrix	E	Value above quantitation range
	H	Holding times for preparation or analysis exceeded	J	Analyte detected below quantitation limits
	ND	Not Detected at the Reporting Limit	P	Sample pH Not In Range
	PQL	Practical Quantitative Limit	RL	Reporting Limit
	S	% Recovery outside of range due to dilution or matrix		

Analytical Report

Lab Order: 2006322

Hall Environmental Analysis Laboratory, Inc.

Date Reported: 6/15/2020

CLIENT: GHD Lab Order: 2006322
 Project: WT-1

Lab ID: 2006322-005 Collection Date: 6/2/2020 9:30:00 AM

Client Sample ID: GW-11209238-060220-CN-SVE-1A Matrix: AQUEOUS

Analyses	Result	RL	Qual	Units	DF	Date Analyzed	Batch ID
EPA METHOD 300.0: ANIONS							Analyst: CAS
Sulfate	1400	50	*	mg/L	100	6/8/2020 4:38:11 PM	R6949C
EPA METHOD 8260B: VOLATILES							Analyst: RAA
Benzene	23	2.0		µg/L	2	6/9/2020 12:46:00 AM	R69472
Toluene	2.4	2.0		µg/L	2	6/9/2020 12:46:00 AM	R69472
Ethylbenzene	16	2.0		µg/L	2	6/9/2020 12:46:00 AM	R69472
Methyl tert-butyl ether (MTBE)	ND	2.0		µg/L	2	6/9/2020 12:46:00 AM	R69472
1,2,4-Trimethylbenzene	2.6	2.0		µg/L	2	6/9/2020 12:46:00 AM	R69472
1,3,5-Trimethylbenzene	ND	2.0		µg/L	2	6/9/2020 12:46:00 AM	R69472
1,2-Dichloroethane (EDC)	ND	2.0		µg/L	2	6/9/2020 12:46:00 AM	R69472
1,2-Dibromoethane (EDB)	ND	2.0		µg/L	2	6/9/2020 12:46:00 AM	R69472
Naphthalene	15	4.0		µg/L	2	6/9/2020 12:46:00 AM	R69472
1-Methylnaphthalene	ND	8.0		µg/L	2	6/9/2020 12:46:00 AM	R69472
2-Methylnaphthalene	ND	8.0		µg/L	2	6/9/2020 12:46:00 AM	R69472
Acetone	ND	20		µg/L	2	6/9/2020 12:46:00 AM	R69472
Bromobenzene	ND	2.0		µg/L	2	6/9/2020 12:46:00 AM	R69472
Bromodichloromethane	ND	2.0		µg/L	2	6/9/2020 12:46:00 AM	R69472
Bromoform	ND	2.0		µg/L	2	6/9/2020 12:46:00 AM	R69472
Bromomethane	ND	6.0		µg/L	2	6/9/2020 12:46:00 AM	R69472
2-Butanone	ND	20		µg/L	2	6/9/2020 12:46:00 AM	R69472
Carbon disulfide	ND	20		µg/L	2	6/9/2020 12:46:00 AM	R69472
Carbon Tetrachloride	ND	2.0		µg/L	2	6/9/2020 12:46:00 AM	R69472
Chlorobenzene	ND	2.0		µg/L	2	6/9/2020 12:46:00 AM	R69472
Chloroethane	ND	4.0		µg/L	2	6/9/2020 12:46:00 AM	R69472
Chloroform	ND	2.0		µg/L	2	6/9/2020 12:46:00 AM	R69472
Chloromethane	ND	6.0		µg/L	2	6/9/2020 12:46:00 AM	R69472
2-Chlorotoluene	ND	2.0		µg/L	2	6/9/2020 12:46:00 AM	R69472
4-Chlorotoluene	ND	2.0		µg/L	2	6/9/2020 12:46:00 AM	R69472
cis-1,2-DCE	260	10		µg/L	10	6/10/2020 4:22:00 PM	R6952C
cis-1,3-Dichloropropene	ND	2.0		µg/L	2	6/9/2020 12:46:00 AM	R69472
1,2-Dibromo-3-chloropropane	ND	4.0		µg/L	2	6/9/2020 12:46:00 AM	R69472
Dibromochloromethane	ND	2.0		µg/L	2	6/9/2020 12:46:00 AM	R69472
Dibromomethane	ND	2.0		µg/L	2	6/9/2020 12:46:00 AM	R69472
1,2-Dichlorobenzene	ND	2.0		µg/L	2	6/9/2020 12:46:00 AM	R69472
1,3-Dichlorobenzene	ND	2.0		µg/L	2	6/9/2020 12:46:00 AM	R69472
1,4-Dichlorobenzene	ND	2.0		µg/L	2	6/9/2020 12:46:00 AM	R69472
Dichlorodifluoromethane	ND	2.0		µg/L	2	6/9/2020 12:46:00 AM	R69472
1,1-Dichloroethane	280	10		µg/L	10	6/10/2020 4:22:00 PM	R6952C
1,1-Dichloroethene	6.0	2.0		µg/L	2	6/9/2020 12:46:00 AM	R69472

Refer to the QC Summary report and sample login checklist for flagged QC data and preservation information.

Qualifiers:	*	Value exceeds Maximum Contaminant Level.	B	Analyte detected in the associated Method Blank
	D	Sample Diluted Due to Matrix	E	Value above quantitation range
	H	Holding times for preparation or analysis exceeded	J	Analyte detected below quantitation limits
	ND	Not Detected at the Reporting Limit	P	Sample pH Not In Range
	PQL	Practical Quantitative Limit	RL	Reporting Limit
	S	% Recovery outside of range due to dilution or matrix		

Analytical Report

Lab Order: 2006322

Hall Environmental Analysis Laboratory, Inc.

Date Reported: 6/15/2020

CLIENT: GHD
Project: WT-1

Lab Order: 2006322

EPA METHOD 8260B: VOLATILES

Analyst: RAA

1,2-Dichloropropane	ND	2.0	µg/L	2	6/9/2020 12:46:00 AM	R69472
1,3-Dichloropropane	ND	2.0	µg/L	2	6/9/2020 12:46:00 AM	R69472
2,2-Dichloropropane	ND	4.0	µg/L	2	6/9/2020 12:46:00 AM	R69472
1,1-Dichloropropene	ND	2.0	µg/L	2	6/9/2020 12:46:00 AM	R69472
Hexachlorobutadiene	ND	2.0	µg/L	2	6/9/2020 12:46:00 AM	R69472
2-Hexanone	ND	20	µg/L	2	6/9/2020 12:46:00 AM	R69472
Isopropylbenzene	3.1	2.0	µg/L	2	6/9/2020 12:46:00 AM	R69472
4-Isopropyltoluene	ND	2.0	µg/L	2	6/9/2020 12:46:00 AM	R69472
4-Methyl-2-pentanone	ND	20	µg/L	2	6/9/2020 12:46:00 AM	R69472
Methylene Chloride	ND	6.0	µg/L	2	6/9/2020 12:46:00 AM	R69472
n-Butylbenzene	ND	6.0	µg/L	2	6/9/2020 12:46:00 AM	R69472
n-Propylbenzene	3.9	2.0	µg/L	2	6/9/2020 12:46:00 AM	R69472
sec-Butylbenzene	ND	2.0	µg/L	2	6/9/2020 12:46:00 AM	R69472
Styrene	ND	2.0	µg/L	2	6/9/2020 12:46:00 AM	R69472
tert-Butylbenzene	ND	2.0	µg/L	2	6/9/2020 12:46:00 AM	R69472
1,1,1,2-Tetrachloroethane	ND	2.0	µg/L	2	6/9/2020 12:46:00 AM	R69472
1,1,2,2-Tetrachloroethane	ND	4.0	µg/L	2	6/9/2020 12:46:00 AM	R69472
Tetrachloroethene (PCE)	4.3	2.0	µg/L	2	6/9/2020 12:46:00 AM	R69472
trans-1,2-DCE	ND	2.0	µg/L	2	6/9/2020 12:46:00 AM	R69472
trans-1,3-Dichloropropene	ND	2.0	µg/L	2	6/9/2020 12:46:00 AM	R69472
1,2,3-Trichlorobenzene	ND	2.0	µg/L	2	6/9/2020 12:46:00 AM	R69472
1,2,4-Trichlorobenzene	ND	2.0	µg/L	2	6/9/2020 12:46:00 AM	R69472
1,1,1-Trichloroethane	3.1	2.0	µg/L	2	6/9/2020 12:46:00 AM	R69472
1,1,2-Trichloroethane	ND	2.0	µg/L	2	6/9/2020 12:46:00 AM	R69472
Trichloroethene (TCE)	17	2.0	µg/L	2	6/9/2020 12:46:00 AM	R69472
Trichlorofluoromethane	ND	2.0	µg/L	2	6/9/2020 12:46:00 AM	R69472
1,2,3-Trichloropropane	ND	4.0	µg/L	2	6/9/2020 12:46:00 AM	R69472
Vinyl chloride	ND	2.0	µg/L	2	6/9/2020 12:46:00 AM	R69472
Xylenes, Total	ND	3.0	µg/L	2	6/9/2020 12:46:00 AM	R69472
Surr: 1,2-Dichloroethane-d4	99.7	70-130	%Rec	2	6/9/2020 12:46:00 AM	R69472
Surr: 4-Bromofluorobenzene	103	70-130	%Rec	2	6/9/2020 12:46:00 AM	R69472
Surr: Dibromofluoromethane	101	70-130	%Rec	2	6/9/2020 12:46:00 AM	R69472
Surr: Toluene-d8	104	70-130	%Rec	2	6/9/2020 12:46:00 AM	R69472

Refer to the QC Summary report and sample login checklist for flagged QC data and preservation information.

Qualifiers:	*	Value exceeds Maximum Contaminant Level.	B	Analyte detected in the associated Method Blank
	D	Sample Diluted Due to Matrix	E	Value above quantitation range
	H	Holding times for preparation or analysis exceeded	J	Analyte detected below quantitation limits
	ND	Not Detected at the Reporting Limit	P	Sample pH Not In Range
	PQL	Practical Quantitative Limit	RL	Reporting Limit
	S	% Recovery outside of range due to dilution or matrix		

Analytical Report

Lab Order: 2006322

Date Reported: 6/15/2020

Hall Environmental Analysis Laboratory, Inc.

CLIENT: GHD
Project: WT-1

Lab Order: 2006322

Lab ID: 2006322-006

Collection Date: 6/2/2020 1:30:00 PM

Client Sample ID: GW-11209238-060220-CN-SVE-5

Matrix: AQUEOUS

Analyses	Result	RL	Qual	Units	DF	Date Analyzed	Batch ID
EPA METHOD 300.0: ANIONS							Analyst: CAS
Sulfate	1700	50	*	mg/L	100	6/8/2020 5:03:01 PM	R6949C
EPA METHOD 8260B: VOLATILES							Analyst: RAA
Benzene	430	10	P	µg/L	10	6/9/2020 1:33:00 AM	R69472
Toluene	ND	10	P	µg/L	10	6/9/2020 1:33:00 AM	R69472
Ethylbenzene	58	10	P	µg/L	10	6/9/2020 1:33:00 AM	R69472
Methyl tert-butyl ether (MTBE)	ND	10	P	µg/L	10	6/9/2020 1:33:00 AM	R69472
1,2,4-Trimethylbenzene	220	10	P	µg/L	10	6/9/2020 1:33:00 AM	R69472
1,3,5-Trimethylbenzene	27	10	P	µg/L	10	6/9/2020 1:33:00 AM	R69472
1,2-Dichloroethane (EDC)	ND	5.0	P	µg/L	10	6/9/2020 1:33:00 AM	R69472
1,2-Dibromoethane (EDB)	ND	10	P	µg/L	10	6/9/2020 1:33:00 AM	R69472
Naphthalene	29	20	P	µg/L	10	6/9/2020 1:33:00 AM	R69472
1-Methylnaphthalene	ND	40	P	µg/L	10	6/9/2020 1:33:00 AM	R69472
2-Methylnaphthalene	ND	40	P	µg/L	10	6/9/2020 1:33:00 AM	R69472
Acetone	160	100	P	µg/L	10	6/9/2020 1:33:00 AM	R69472
Bromobenzene	ND	10	P	µg/L	10	6/9/2020 1:33:00 AM	R69472
Bromodichloromethane	ND	10	P	µg/L	10	6/9/2020 1:33:00 AM	R69472
Bromoform	ND	10	P	µg/L	10	6/9/2020 1:33:00 AM	R69472
Bromomethane	ND	30	P	µg/L	10	6/9/2020 1:33:00 AM	R69472
2-Butanone	ND	100	P	µg/L	10	6/9/2020 1:33:00 AM	R69472
Carbon disulfide	ND	100	P	µg/L	10	6/9/2020 1:33:00 AM	R69472
Carbon Tetrachloride	ND	10	P	µg/L	10	6/9/2020 1:33:00 AM	R69472
Chlorobenzene	ND	10	P	µg/L	10	6/9/2020 1:33:00 AM	R69472
Chloroethane	ND	20	P	µg/L	10	6/9/2020 1:33:00 AM	R69472
Chloroform	ND	10	P	µg/L	10	6/9/2020 1:33:00 AM	R69472
Chloromethane	ND	30	P	µg/L	10	6/9/2020 1:33:00 AM	R69472
2-Chlorotoluene	ND	10	P	µg/L	10	6/9/2020 1:33:00 AM	R69472
4-Chlorotoluene	ND	10	P	µg/L	10	6/9/2020 1:33:00 AM	R69472
cis-1,2-DCE	ND	10	P	µg/L	10	6/9/2020 1:33:00 AM	R69472
cis-1,3-Dichloropropene	ND	10	P	µg/L	10	6/9/2020 1:33:00 AM	R69472
1,2-Dibromo-3-chloropropane	ND	20	P	µg/L	10	6/9/2020 1:33:00 AM	R69472
Dibromochloromethane	ND	10	P	µg/L	10	6/9/2020 1:33:00 AM	R69472
Dibromomethane	ND	10	P	µg/L	10	6/9/2020 1:33:00 AM	R69472
1,2-Dichlorobenzene	ND	10	P	µg/L	10	6/9/2020 1:33:00 AM	R69472
1,3-Dichlorobenzene	ND	10	P	µg/L	10	6/9/2020 1:33:00 AM	R69472
1,4-Dichlorobenzene	ND	10	P	µg/L	10	6/9/2020 1:33:00 AM	R69472
Dichlorodifluoromethane	ND	10	P	µg/L	10	6/9/2020 1:33:00 AM	R69472
1,1-Dichloroethane	ND	10	P	µg/L	10	6/9/2020 1:33:00 AM	R69472
1,1-Dichloroethene	ND	10	P	µg/L	10	6/9/2020 1:33:00 AM	R69472

Refer to the QC Summary report and sample login checklist for flagged QC data and preservation information.

Qualifiers:	*	Value exceeds Maximum Contaminant Level.	B	Analyte detected in the associated Method Blank
	D	Sample Diluted Due to Matrix	E	Value above quantitation range
	H	Holding times for preparation or analysis exceeded	J	Analyte detected below quantitation limits
	ND	Not Detected at the Reporting Limit	P	Sample pH Not In Range
	PQL	Practical Quantitative Limit	RL	Reporting Limit
	S	% Recovery outside of range due to dilution or matrix		

Analytical Report

Lab Order: 2006322

Hall Environmental Analysis Laboratory, Inc.

Date Reported: 6/15/2020

CLIENT: GHD
Project: WT-1

Lab Order: 2006322

EPA METHOD 8260B: VOLATILES

Analyst: RAA

1,2-Dichloropropane	ND	10	P	µg/L	10	6/9/2020 1:33:00 AM	R69472
1,3-Dichloropropane	ND	10	P	µg/L	10	6/9/2020 1:33:00 AM	R69472
2,2-Dichloropropane	ND	20	P	µg/L	10	6/9/2020 1:33:00 AM	R69472
1,1-Dichloropropene	ND	10	P	µg/L	10	6/9/2020 1:33:00 AM	R69472
Hexachlorobutadiene	ND	10	P	µg/L	10	6/9/2020 1:33:00 AM	R69472
2-Hexanone	ND	100	P	µg/L	10	6/9/2020 1:33:00 AM	R69472
Isopropylbenzene	16	10	P	µg/L	10	6/9/2020 1:33:00 AM	R69472
4-Isopropyltoluene	ND	10	P	µg/L	10	6/9/2020 1:33:00 AM	R69472
4-Methyl-2-pentanone	ND	100	P	µg/L	10	6/9/2020 1:33:00 AM	R69472
Methylene Chloride	ND	30	P	µg/L	10	6/9/2020 1:33:00 AM	R69472
n-Butylbenzene	ND	30	P	µg/L	10	6/9/2020 1:33:00 AM	R69472
n-Propylbenzene	22	10	P	µg/L	10	6/9/2020 1:33:00 AM	R69472
sec-Butylbenzene	ND	10	P	µg/L	10	6/9/2020 1:33:00 AM	R69472
Styrene	ND	10	P	µg/L	10	6/9/2020 1:33:00 AM	R69472
tert-Butylbenzene	ND	10	P	µg/L	10	6/9/2020 1:33:00 AM	R69472
1,1,1,2-Tetrachloroethane	ND	10	P	µg/L	10	6/9/2020 1:33:00 AM	R69472
1,1,2,2-Tetrachloroethane	ND	20	P	µg/L	10	6/9/2020 1:33:00 AM	R69472
Tetrachloroethene (PCE)	ND	10	P	µg/L	10	6/9/2020 1:33:00 AM	R69472
trans-1,2-DCE	ND	10	P	µg/L	10	6/9/2020 1:33:00 AM	R69472
trans-1,3-Dichloropropene	ND	10	P	µg/L	10	6/9/2020 1:33:00 AM	R69472
1,2,3-Trichlorobenzene	ND	10	P	µg/L	10	6/9/2020 1:33:00 AM	R69472
1,2,4-Trichlorobenzene	ND	10	P	µg/L	10	6/9/2020 1:33:00 AM	R69472
1,1,1-Trichloroethane	ND	10	P	µg/L	10	6/9/2020 1:33:00 AM	R69472
1,1,2-Trichloroethane	ND	10	P	µg/L	10	6/9/2020 1:33:00 AM	R69472
Trichloroethene (TCE)	ND	10	P	µg/L	10	6/9/2020 1:33:00 AM	R69472
Trichlorofluoromethane	ND	10	P	µg/L	10	6/9/2020 1:33:00 AM	R69472
1,2,3-Trichloropropane	ND	20	P	µg/L	10	6/9/2020 1:33:00 AM	R69472
Vinyl chloride	ND	10	P	µg/L	10	6/9/2020 1:33:00 AM	R69472
Xylenes, Total	300	15	P	µg/L	10	6/9/2020 1:33:00 AM	R69472
Surr: 1,2-Dichloroethane-d4	103	70-130	P	%Rec	10	6/9/2020 1:33:00 AM	R69472
Surr: 4-Bromofluorobenzene	98.0	70-130	P	%Rec	10	6/9/2020 1:33:00 AM	R69472
Surr: Dibromofluoromethane	101	70-130	P	%Rec	10	6/9/2020 1:33:00 AM	R69472
Surr: Toluene-d8	104	70-130	P	%Rec	10	6/9/2020 1:33:00 AM	R69472

Refer to the QC Summary report and sample login checklist for flagged QC data and preservation information.

Qualifiers:	*	Value exceeds Maximum Contaminant Level.	B	Analyte detected in the associated Method Blank
	D	Sample Diluted Due to Matrix	E	Value above quantitation range
	H	Holding times for preparation or analysis exceeded	J	Analyte detected below quantitation limits
	ND	Not Detected at the Reporting Limit	P	Sample pH Not In Range
	PQL	Practical Quantitative Limit	RL	Reporting Limit
	S	% Recovery outside of range due to dilution or matrix		

Analytical Report

Lab Order: 2006322

Date Reported: 6/15/2020

Hall Environmental Analysis Laboratory, Inc.

CLIENT: GHD
Project: WT-1

Lab Order: 2006322

Lab ID: 2006322-007

Collection Date: 6/2/2020 2:30:00 PM

Client Sample ID: GW-11209238-060220-CN-SVE-12

Matrix: AQUEOUS

Analyses	Result	RL	Qual	Units	DF	Date Analyzed	Batch ID
EPA METHOD 300.0: ANIONS							Analyst: CAS
Sulfate	2600	50	*	mg/L	100	6/8/2020 5:27:49 PM	R6949C
EPA METHOD 8260B: VOLATILES							Analyst: RAA
Benzene	2600	200	P D	µg/L	200	6/9/2020 3:54:00 AM	B69472
Toluene	ND	20	P D	µg/L	20	6/9/2020 4:17:00 AM	B69472
Ethylbenzene	290	20	P D	µg/L	20	6/9/2020 4:17:00 AM	B69472
Methyl tert-butyl ether (MTBE)	ND	20	P D	µg/L	20	6/9/2020 4:17:00 AM	B69472
1,2,4-Trimethylbenzene	140	20	P D	µg/L	20	6/9/2020 4:17:00 AM	B69472
1,3,5-Trimethylbenzene	ND	20	P D	µg/L	20	6/9/2020 4:17:00 AM	B69472
1,2-Dichloroethane (EDC)	ND	10	P D	µg/L	20	6/9/2020 4:17:00 AM	B69472
1,2-Dibromoethane (EDB)	ND	20	P D	µg/L	20	6/9/2020 4:17:00 AM	B69472
Naphthalene	ND	40	P D	µg/L	20	6/9/2020 4:17:00 AM	B69472
1-Methylnaphthalene	ND	80	P D	µg/L	20	6/9/2020 4:17:00 AM	B69472
2-Methylnaphthalene	ND	80	P D	µg/L	20	6/9/2020 4:17:00 AM	B69472
Acetone	ND	200	P D	µg/L	20	6/9/2020 4:17:00 AM	B69472
Bromobenzene	ND	20	P D	µg/L	20	6/9/2020 4:17:00 AM	B69472
Bromodichloromethane	ND	20	P D	µg/L	20	6/9/2020 4:17:00 AM	B69472
Bromoform	ND	20	P D	µg/L	20	6/9/2020 4:17:00 AM	B69472
Bromomethane	ND	60	P D	µg/L	20	6/9/2020 4:17:00 AM	B69472
2-Butanone	ND	200	P D	µg/L	20	6/9/2020 4:17:00 AM	B69472
Carbon disulfide	ND	200	P D	µg/L	20	6/9/2020 4:17:00 AM	B69472
Carbon Tetrachloride	ND	20	P D	µg/L	20	6/9/2020 4:17:00 AM	B69472
Chlorobenzene	ND	20	P D	µg/L	20	6/9/2020 4:17:00 AM	B69472
Chloroethane	ND	40	P D	µg/L	20	6/9/2020 4:17:00 AM	B69472
Chloroform	ND	20	P D	µg/L	20	6/9/2020 4:17:00 AM	B69472
Chloromethane	ND	60	P D	µg/L	20	6/9/2020 4:17:00 AM	B69472
2-Chlorotoluene	ND	20	P D	µg/L	20	6/9/2020 4:17:00 AM	B69472
4-Chlorotoluene	ND	20	P D	µg/L	20	6/9/2020 4:17:00 AM	B69472
cis-1,2-DCE	ND	20	P D	µg/L	20	6/9/2020 4:17:00 AM	B69472
cis-1,3-Dichloropropene	ND	20	P D	µg/L	20	6/9/2020 4:17:00 AM	B69472
1,2-Dibromo-3-chloropropane	ND	40	P D	µg/L	20	6/9/2020 4:17:00 AM	B69472
Dibromochloromethane	ND	20	P D	µg/L	20	6/9/2020 4:17:00 AM	B69472
Dibromomethane	ND	20	P D	µg/L	20	6/9/2020 4:17:00 AM	B69472
1,2-Dichlorobenzene	ND	20	P D	µg/L	20	6/9/2020 4:17:00 AM	B69472
1,3-Dichlorobenzene	ND	20	P D	µg/L	20	6/9/2020 4:17:00 AM	B69472
1,4-Dichlorobenzene	ND	20	P D	µg/L	20	6/9/2020 4:17:00 AM	B69472
Dichlorodifluoromethane	ND	20	P D	µg/L	20	6/9/2020 4:17:00 AM	B69472
1,1-Dichloroethane	ND	20	P D	µg/L	20	6/9/2020 4:17:00 AM	B69472
1,1-Dichloroethene	ND	20	P D	µg/L	20	6/9/2020 4:17:00 AM	B69472

Refer to the QC Summary report and sample login checklist for flagged QC data and preservation information.

Qualifiers:	*	Value exceeds Maximum Contaminant Level.	B	Analyte detected in the associated Method Blank
	D	Sample Diluted Due to Matrix	E	Value above quantitation range
	H	Holding times for preparation or analysis exceeded	J	Analyte detected below quantitation limits
	ND	Not Detected at the Reporting Limit	P	Sample pH Not In Range
	PQL	Practical Quantitative Limit	RL	Reporting Limit
	S	% Recovery outside of range due to dilution or matrix		

Analytical Report

Lab Order: 2006322

Date Reported: 6/15/2020

Hall Environmental Analysis Laboratory, Inc.

CLIENT: GHD
Project: WT-1

Lab Order: 2006322

EPA METHOD 8260B: VOLATILES

Analyst: RAA

1,2-Dichloropropane	ND	20	P D	µg/L	20	6/9/2020 4:17:00 AM	B69472
1,3-Dichloropropane	ND	20	P D	µg/L	20	6/9/2020 4:17:00 AM	B69472
2,2-Dichloropropane	ND	40	P D	µg/L	20	6/9/2020 4:17:00 AM	B69472
1,1-Dichloropropene	ND	20	P D	µg/L	20	6/9/2020 4:17:00 AM	B69472
Hexachlorobutadiene	ND	20	P D	µg/L	20	6/9/2020 4:17:00 AM	B69472
2-Hexanone	ND	200	P D	µg/L	20	6/9/2020 4:17:00 AM	B69472
Isopropylbenzene	29	20	P D	µg/L	20	6/9/2020 4:17:00 AM	B69472
4-Isopropyltoluene	ND	20	P D	µg/L	20	6/9/2020 4:17:00 AM	B69472
4-Methyl-2-pentanone	ND	200	P D	µg/L	20	6/9/2020 4:17:00 AM	B69472
Methylene Chloride	ND	60	P D	µg/L	20	6/9/2020 4:17:00 AM	B69472
n-Butylbenzene	ND	60	P D	µg/L	20	6/9/2020 4:17:00 AM	B69472
n-Propylbenzene	36	20	P D	µg/L	20	6/9/2020 4:17:00 AM	B69472
sec-Butylbenzene	ND	20	P D	µg/L	20	6/9/2020 4:17:00 AM	B69472
Styrene	ND	20	P D	µg/L	20	6/9/2020 4:17:00 AM	B69472
tert-Butylbenzene	ND	20	P D	µg/L	20	6/9/2020 4:17:00 AM	B69472
1,1,1,2-Tetrachloroethane	ND	20	P D	µg/L	20	6/9/2020 4:17:00 AM	B69472
1,1,2,2-Tetrachloroethane	ND	40	P D	µg/L	20	6/9/2020 4:17:00 AM	B69472
Tetrachloroethene (PCE)	ND	20	P D	µg/L	20	6/9/2020 4:17:00 AM	B69472
trans-1,2-DCE	ND	20	P D	µg/L	20	6/9/2020 4:17:00 AM	B69472
trans-1,3-Dichloropropene	ND	20	P D	µg/L	20	6/9/2020 4:17:00 AM	B69472
1,2,3-Trichlorobenzene	ND	20	P D	µg/L	20	6/9/2020 4:17:00 AM	B69472
1,2,4-Trichlorobenzene	ND	20	P D	µg/L	20	6/9/2020 4:17:00 AM	B69472
1,1,1-Trichloroethane	ND	20	P D	µg/L	20	6/9/2020 4:17:00 AM	B69472
1,1,2-Trichloroethane	ND	20	P D	µg/L	20	6/9/2020 4:17:00 AM	B69472
Trichloroethene (TCE)	ND	20	P D	µg/L	20	6/9/2020 4:17:00 AM	B69472
Trichlorofluoromethane	ND	20	P D	µg/L	20	6/9/2020 4:17:00 AM	B69472
1,2,3-Trichloropropane	ND	40	P D	µg/L	20	6/9/2020 4:17:00 AM	B69472
Vinyl chloride	ND	20	P D	µg/L	20	6/9/2020 4:17:00 AM	B69472
Xylenes, Total	190	30	P D	µg/L	20	6/9/2020 4:17:00 AM	B69472
Surr: 1,2-Dichloroethane-d4	100	70-130	P D	%Rec	20	6/9/2020 4:17:00 AM	B69472
Surr: 4-Bromofluorobenzene	99.1	70-130	P D	%Rec	20	6/9/2020 4:17:00 AM	B69472
Surr: Dibromofluoromethane	101	70-130	P D	%Rec	20	6/9/2020 4:17:00 AM	B69472
Surr: Toluene-d8	104	70-130	P D	%Rec	20	6/9/2020 4:17:00 AM	B69472

Refer to the QC Summary report and sample login checklist for flagged QC data and preservation information.

Qualifiers:

- * Value exceeds Maximum Contaminant Level.
- D Sample Diluted Due to Matrix
- H Holding times for preparation or analysis exceeded
- ND Not Detected at the Reporting Limit
- PQL Practical Quantitative Limit
- S % Recovery outside of range due to dilution or matrix

- B Analyte detected in the associated Method Blank
- E Value above quantitation range
- J Analyte detected below quantitation limits
- P Sample pH Not In Range
- RL Reporting Limit

Analytical Report

Lab Order: 2006322

Hall Environmental Analysis Laboratory, Inc.

Date Reported: 6/15/2020

CLIENT: GHD
Project: WT-1

Lab Order: 2006322

Lab ID: 2006322-008

Collection Date: 6/2/2020 3:30:00 PM

Client Sample ID: GW-11209238-060220-CN-SVE-13

Matrix: AQUEOUS

Analyses	Result	RL	Qual	Units	DF	Date Analyzed	Batch ID
EPA METHOD 300.0: ANIONS							Analyst: CAS
Sulfate	470	50	*	mg/L	100	6/8/2020 5:52:38 PM	R6949C
EPA METHOD 8260B: VOLATILES							Analyst: RAA
Benzene	490	5.0		µg/L	5	6/9/2020 5:04:00 AM	B69472
Toluene	ND	5.0		µg/L	5	6/9/2020 5:04:00 AM	B69472
Ethylbenzene	10	5.0		µg/L	5	6/9/2020 5:04:00 AM	B69472
Methyl tert-butyl ether (MTBE)	ND	5.0		µg/L	5	6/9/2020 5:04:00 AM	B69472
1,2,4-Trimethylbenzene	ND	5.0		µg/L	5	6/9/2020 5:04:00 AM	B69472
1,3,5-Trimethylbenzene	ND	5.0		µg/L	5	6/9/2020 5:04:00 AM	B69472
1,2-Dichloroethane (EDC)	ND	5.0		µg/L	5	6/9/2020 5:04:00 AM	B69472
1,2-Dibromoethane (EDB)	ND	5.0		µg/L	5	6/9/2020 5:04:00 AM	B69472
Naphthalene	ND	10		µg/L	5	6/9/2020 5:04:00 AM	B69472
1-Methylnaphthalene	ND	20		µg/L	5	6/9/2020 5:04:00 AM	B69472
2-Methylnaphthalene	ND	20		µg/L	5	6/9/2020 5:04:00 AM	B69472
Acetone	ND	50		µg/L	5	6/9/2020 5:04:00 AM	B69472
Bromobenzene	ND	5.0		µg/L	5	6/9/2020 5:04:00 AM	B69472
Bromodichloromethane	ND	5.0		µg/L	5	6/9/2020 5:04:00 AM	B69472
Bromoform	ND	5.0		µg/L	5	6/9/2020 5:04:00 AM	B69472
Bromomethane	ND	15		µg/L	5	6/9/2020 5:04:00 AM	B69472
2-Butanone	ND	50		µg/L	5	6/9/2020 5:04:00 AM	B69472
Carbon disulfide	ND	50		µg/L	5	6/9/2020 5:04:00 AM	B69472
Carbon Tetrachloride	ND	5.0		µg/L	5	6/9/2020 5:04:00 AM	B69472
Chlorobenzene	ND	5.0		µg/L	5	6/9/2020 5:04:00 AM	B69472
Chloroethane	ND	10		µg/L	5	6/9/2020 5:04:00 AM	B69472
Chloroform	ND	5.0		µg/L	5	6/9/2020 5:04:00 AM	B69472
Chloromethane	ND	15		µg/L	5	6/9/2020 5:04:00 AM	B69472
2-Chlorotoluene	ND	5.0		µg/L	5	6/9/2020 5:04:00 AM	B69472
4-Chlorotoluene	ND	5.0		µg/L	5	6/9/2020 5:04:00 AM	B69472
cis-1,2-DCE	ND	5.0		µg/L	5	6/9/2020 5:04:00 AM	B69472
cis-1,3-Dichloropropene	ND	5.0		µg/L	5	6/9/2020 5:04:00 AM	B69472
1,2-Dibromo-3-chloropropane	ND	10		µg/L	5	6/9/2020 5:04:00 AM	B69472
Dibromochloromethane	ND	5.0		µg/L	5	6/9/2020 5:04:00 AM	B69472
Dibromomethane	ND	5.0		µg/L	5	6/9/2020 5:04:00 AM	B69472
1,2-Dichlorobenzene	ND	5.0		µg/L	5	6/9/2020 5:04:00 AM	B69472
1,3-Dichlorobenzene	ND	5.0		µg/L	5	6/9/2020 5:04:00 AM	B69472
1,4-Dichlorobenzene	ND	5.0		µg/L	5	6/9/2020 5:04:00 AM	B69472
Dichlorodifluoromethane	ND	5.0		µg/L	5	6/9/2020 5:04:00 AM	B69472
1,1-Dichloroethane	ND	5.0		µg/L	5	6/9/2020 5:04:00 AM	B69472
1,1-Dichloroethene	ND	5.0		µg/L	5	6/9/2020 5:04:00 AM	B69472

Refer to the QC Summary report and sample login checklist for flagged QC data and preservation information.

Qualifiers:	*	Value exceeds Maximum Contaminant Level.	B	Analyte detected in the associated Method Blank
	D	Sample Diluted Due to Matrix	E	Value above quantitation range
	H	Holding times for preparation or analysis exceeded	J	Analyte detected below quantitation limits
	ND	Not Detected at the Reporting Limit	P	Sample pH Not In Range
	PQL	Practical Quantitative Limit	RL	Reporting Limit
	S	% Recovery outside of range due to dilution or matrix		

Analytical Report

Lab Order: 2006322

Hall Environmental Analysis Laboratory, Inc.

Date Reported: 6/15/2020

CLIENT: GHD
Project: WT-1

Lab Order: 2006322

EPA METHOD 8260B: VOLATILES

Analyst: RAA

1,2-Dichloropropane	ND	5.0	µg/L	5	6/9/2020 5:04:00 AM	B69472
1,3-Dichloropropane	ND	5.0	µg/L	5	6/9/2020 5:04:00 AM	B69472
2,2-Dichloropropane	ND	10	µg/L	5	6/9/2020 5:04:00 AM	B69472
1,1-Dichloropropene	ND	5.0	µg/L	5	6/9/2020 5:04:00 AM	B69472
Hexachlorobutadiene	ND	5.0	µg/L	5	6/9/2020 5:04:00 AM	B69472
2-Hexanone	ND	50	µg/L	5	6/9/2020 5:04:00 AM	B69472
Isopropylbenzene	5.8	5.0	µg/L	5	6/9/2020 5:04:00 AM	B69472
4-Isopropyltoluene	ND	5.0	µg/L	5	6/9/2020 5:04:00 AM	B69472
4-Methyl-2-pentanone	ND	50	µg/L	5	6/9/2020 5:04:00 AM	B69472
Methylene Chloride	ND	15	µg/L	5	6/9/2020 5:04:00 AM	B69472
n-Butylbenzene	ND	15	µg/L	5	6/9/2020 5:04:00 AM	B69472
n-Propylbenzene	ND	5.0	µg/L	5	6/9/2020 5:04:00 AM	B69472
sec-Butylbenzene	ND	5.0	µg/L	5	6/9/2020 5:04:00 AM	B69472
Styrene	ND	5.0	µg/L	5	6/9/2020 5:04:00 AM	B69472
tert-Butylbenzene	ND	5.0	µg/L	5	6/9/2020 5:04:00 AM	B69472
1,1,1,2-Tetrachloroethane	ND	5.0	µg/L	5	6/9/2020 5:04:00 AM	B69472
1,1,2,2-Tetrachloroethane	ND	10	µg/L	5	6/9/2020 5:04:00 AM	B69472
Tetrachloroethene (PCE)	ND	5.0	µg/L	5	6/9/2020 5:04:00 AM	B69472
trans-1,2-DCE	ND	5.0	µg/L	5	6/9/2020 5:04:00 AM	B69472
trans-1,3-Dichloropropene	ND	5.0	µg/L	5	6/9/2020 5:04:00 AM	B69472
1,2,3-Trichlorobenzene	ND	5.0	µg/L	5	6/9/2020 5:04:00 AM	B69472
1,2,4-Trichlorobenzene	ND	5.0	µg/L	5	6/9/2020 5:04:00 AM	B69472
1,1,1-Trichloroethane	ND	5.0	µg/L	5	6/9/2020 5:04:00 AM	B69472
1,1,2-Trichloroethane	ND	5.0	µg/L	5	6/9/2020 5:04:00 AM	B69472
Trichloroethene (TCE)	ND	5.0	µg/L	5	6/9/2020 5:04:00 AM	B69472
Trichlorofluoromethane	ND	5.0	µg/L	5	6/9/2020 5:04:00 AM	B69472
1,2,3-Trichloropropane	ND	10	µg/L	5	6/9/2020 5:04:00 AM	B69472
Vinyl chloride	ND	5.0	µg/L	5	6/9/2020 5:04:00 AM	B69472
Xylenes, Total	ND	7.5	µg/L	5	6/9/2020 5:04:00 AM	B69472
Surr: 1,2-Dichloroethane-d4	107	70-130	%Rec	5	6/9/2020 5:04:00 AM	B69472
Surr: 4-Bromofluorobenzene	99.8	70-130	%Rec	5	6/9/2020 5:04:00 AM	B69472
Surr: Dibromofluoromethane	104	70-130	%Rec	5	6/9/2020 5:04:00 AM	B69472
Surr: Toluene-d8	101	70-130	%Rec	5	6/9/2020 5:04:00 AM	B69472

Refer to the QC Summary report and sample login checklist for flagged QC data and preservation information.

Qualifiers:	*	Value exceeds Maximum Contaminant Level.	B	Analyte detected in the associated Method Blank
	D	Sample Diluted Due to Matrix	E	Value above quantitation range
	H	Holding times for preparation or analysis exceeded	J	Analyte detected below quantitation limits
	ND	Not Detected at the Reporting Limit	P	Sample pH Not In Range
	PQL	Practical Quantitative Limit	RL	Reporting Limit
	S	% Recovery outside of range due to dilution or matrix		

Analytical Report

Lab Order: 2006322

Date Reported: 6/15/2020

Hall Environmental Analysis Laboratory, Inc.

CLIENT: GHD
Project: WT-1

Lab Order: 2006322

Lab ID: 2006322-009

Collection Date: 6/2/2020

Client Sample ID: GW-11209238-060220-CN-DUP

Matrix: AQUEOUS

Analyses	Result	RL	Qual	Units	DF	Date Analyzed	Batch ID
EPA METHOD 300.0: ANIONS							Analyst: CAS
Sulfate	1800	50	*	mg/L	100	6/8/2020 6:42:16 PM	R6949C
EPA METHOD 8260B: VOLATILES							Analyst: RAA
Benzene	23	2.0		µg/L	2	6/9/2020 5:27:00 AM	B69472
Toluene	2.2	2.0		µg/L	2	6/9/2020 5:27:00 AM	B69472
Ethylbenzene	15	2.0		µg/L	2	6/9/2020 5:27:00 AM	B69472
Methyl tert-butyl ether (MTBE)	ND	2.0		µg/L	2	6/9/2020 5:27:00 AM	B69472
1,2,4-Trimethylbenzene	ND	2.0		µg/L	2	6/9/2020 5:27:00 AM	B69472
1,3,5-Trimethylbenzene	ND	2.0		µg/L	2	6/9/2020 5:27:00 AM	B69472
1,2-Dichloroethane (EDC)	ND	2.0		µg/L	2	6/9/2020 5:27:00 AM	B69472
1,2-Dibromoethane (EDB)	ND	2.0		µg/L	2	6/9/2020 5:27:00 AM	B69472
Naphthalene	14	4.0		µg/L	2	6/9/2020 5:27:00 AM	B69472
1-Methylnaphthalene	ND	8.0		µg/L	2	6/9/2020 5:27:00 AM	B69472
2-Methylnaphthalene	ND	8.0		µg/L	2	6/9/2020 5:27:00 AM	B69472
Acetone	28	20		µg/L	2	6/9/2020 5:27:00 AM	B69472
Bromobenzene	ND	2.0		µg/L	2	6/9/2020 5:27:00 AM	B69472
Bromodichloromethane	ND	2.0		µg/L	2	6/9/2020 5:27:00 AM	B69472
Bromoform	ND	2.0		µg/L	2	6/9/2020 5:27:00 AM	B69472
Bromomethane	ND	6.0		µg/L	2	6/9/2020 5:27:00 AM	B69472
2-Butanone	ND	20		µg/L	2	6/9/2020 5:27:00 AM	B69472
Carbon disulfide	ND	20		µg/L	2	6/9/2020 5:27:00 AM	B69472
Carbon Tetrachloride	ND	2.0		µg/L	2	6/9/2020 5:27:00 AM	B69472
Chlorobenzene	ND	2.0		µg/L	2	6/9/2020 5:27:00 AM	B69472
Chloroethane	ND	4.0		µg/L	2	6/9/2020 5:27:00 AM	B69472
Chloroform	ND	2.0		µg/L	2	6/9/2020 5:27:00 AM	B69472
Chloromethane	ND	6.0		µg/L	2	6/9/2020 5:27:00 AM	B69472
2-Chlorotoluene	ND	2.0		µg/L	2	6/9/2020 5:27:00 AM	B69472
4-Chlorotoluene	ND	2.0		µg/L	2	6/9/2020 5:27:00 AM	B69472
cis-1,2-DCE	230	10		µg/L	10	6/10/2020 4:46:00 PM	R6952C
cis-1,3-Dichloropropene	ND	2.0		µg/L	2	6/9/2020 5:27:00 AM	B69472
1,2-Dibromo-3-chloropropane	ND	4.0		µg/L	2	6/9/2020 5:27:00 AM	B69472
Dibromochloromethane	ND	2.0		µg/L	2	6/9/2020 5:27:00 AM	B69472
Dibromomethane	ND	2.0		µg/L	2	6/9/2020 5:27:00 AM	B69472
1,2-Dichlorobenzene	ND	2.0		µg/L	2	6/9/2020 5:27:00 AM	B69472
1,3-Dichlorobenzene	ND	2.0		µg/L	2	6/9/2020 5:27:00 AM	B69472
1,4-Dichlorobenzene	ND	2.0		µg/L	2	6/9/2020 5:27:00 AM	B69472
Dichlorodifluoromethane	ND	2.0		µg/L	2	6/9/2020 5:27:00 AM	B69472
1,1-Dichloroethane	240	10		µg/L	10	6/10/2020 4:46:00 PM	R6952C
1,1-Dichloroethene	5.6	2.0		µg/L	2	6/9/2020 5:27:00 AM	B69472

Refer to the QC Summary report and sample login checklist for flagged QC data and preservation information.

Qualifiers:	*	Value exceeds Maximum Contaminant Level.	B	Analyte detected in the associated Method Blank
	D	Sample Diluted Due to Matrix	E	Value above quantitation range
	H	Holding times for preparation or analysis exceeded	J	Analyte detected below quantitation limits
	ND	Not Detected at the Reporting Limit	P	Sample pH Not In Range
	PQL	Practical Quantitative Limit	RL	Reporting Limit
	S	% Recovery outside of range due to dilution or matrix		

Analytical Report

Lab Order: 2006322

Hall Environmental Analysis Laboratory, Inc.

Date Reported: 6/15/2020

CLIENT: GHD
Project: WT-1

Lab Order: 2006322

EPA METHOD 8260B: VOLATILES

Analyst: RAA

1,2-Dichloropropane	ND	2.0	µg/L	2	6/9/2020 5:27:00 AM	B69472
1,3-Dichloropropane	ND	2.0	µg/L	2	6/9/2020 5:27:00 AM	B69472
2,2-Dichloropropane	ND	4.0	µg/L	2	6/9/2020 5:27:00 AM	B69472
1,1-Dichloropropene	ND	2.0	µg/L	2	6/9/2020 5:27:00 AM	B69472
Hexachlorobutadiene	ND	2.0	µg/L	2	6/9/2020 5:27:00 AM	B69472
2-Hexanone	ND	20	µg/L	2	6/9/2020 5:27:00 AM	B69472
Isopropylbenzene	3.3	2.0	µg/L	2	6/9/2020 5:27:00 AM	B69472
4-Isopropyltoluene	ND	2.0	µg/L	2	6/9/2020 5:27:00 AM	B69472
4-Methyl-2-pentanone	ND	20	µg/L	2	6/9/2020 5:27:00 AM	B69472
Methylene Chloride	ND	6.0	µg/L	2	6/9/2020 5:27:00 AM	B69472
n-Butylbenzene	ND	6.0	µg/L	2	6/9/2020 5:27:00 AM	B69472
n-Propylbenzene	3.7	2.0	µg/L	2	6/9/2020 5:27:00 AM	B69472
sec-Butylbenzene	ND	2.0	µg/L	2	6/9/2020 5:27:00 AM	B69472
Styrene	ND	2.0	µg/L	2	6/9/2020 5:27:00 AM	B69472
tert-Butylbenzene	ND	2.0	µg/L	2	6/9/2020 5:27:00 AM	B69472
1,1,1,2-Tetrachloroethane	ND	2.0	µg/L	2	6/9/2020 5:27:00 AM	B69472
1,1,2,2-Tetrachloroethane	ND	4.0	µg/L	2	6/9/2020 5:27:00 AM	B69472
Tetrachloroethene (PCE)	3.4	2.0	µg/L	2	6/9/2020 5:27:00 AM	B69472
trans-1,2-DCE	ND	2.0	µg/L	2	6/9/2020 5:27:00 AM	B69472
trans-1,3-Dichloropropene	ND	2.0	µg/L	2	6/9/2020 5:27:00 AM	B69472
1,2,3-Trichlorobenzene	ND	2.0	µg/L	2	6/9/2020 5:27:00 AM	B69472
1,2,4-Trichlorobenzene	ND	2.0	µg/L	2	6/9/2020 5:27:00 AM	B69472
1,1,1-Trichloroethane	2.3	2.0	µg/L	2	6/9/2020 5:27:00 AM	B69472
1,1,2-Trichloroethane	ND	2.0	µg/L	2	6/9/2020 5:27:00 AM	B69472
Trichloroethene (TCE)	16	2.0	µg/L	2	6/9/2020 5:27:00 AM	B69472
Trichlorofluoromethane	ND	2.0	µg/L	2	6/9/2020 5:27:00 AM	B69472
1,2,3-Trichloropropane	ND	4.0	µg/L	2	6/9/2020 5:27:00 AM	B69472
Vinyl chloride	ND	2.0	µg/L	2	6/9/2020 5:27:00 AM	B69472
Xylenes, Total	ND	3.0	µg/L	2	6/9/2020 5:27:00 AM	B69472
Surr: 1,2-Dichloroethane-d4	98.1	70-130	%Rec	2	6/9/2020 5:27:00 AM	B69472
Surr: 4-Bromofluorobenzene	102	70-130	%Rec	2	6/9/2020 5:27:00 AM	B69472
Surr: Dibromofluoromethane	97.6	70-130	%Rec	2	6/9/2020 5:27:00 AM	B69472
Surr: Toluene-d8	101	70-130	%Rec	2	6/9/2020 5:27:00 AM	B69472

Refer to the QC Summary report and sample login checklist for flagged QC data and preservation information.

Qualifiers:	*	Value exceeds Maximum Contaminant Level.	B	Analyte detected in the associated Method Blank
	D	Sample Diluted Due to Matrix	E	Value above quantitation range
	H	Holding times for preparation or analysis exceeded	J	Analyte detected below quantitation limits
	ND	Not Detected at the Reporting Limit	P	Sample pH Not In Range
	PQL	Practical Quantitative Limit	RL	Reporting Limit
	S	% Recovery outside of range due to dilution or matrix		

Analytical Report

Lab Order: 2006322

Date Reported: 6/15/2020

Hall Environmental Analysis Laboratory, Inc.

CLIENT: GHD
Project: WT-1

Lab Order: 2006322

Lab ID: 2006322-010

Collection Date:

Client Sample ID: Trip Blank

Matrix: TRIP BLANK

Analyses	Result	RL	Qual	Units	DF	Date Analyzed	Batch ID
EPA METHOD 8260B: VOLATILES							Analyst: RAA
Benzene	ND	1.0		µg/L	1	6/9/2020 5:50:00 AM	B69472
Toluene	ND	1.0		µg/L	1	6/9/2020 5:50:00 AM	B69472
Ethylbenzene	ND	1.0		µg/L	1	6/9/2020 5:50:00 AM	B69472
Methyl tert-butyl ether (MTBE)	ND	1.0		µg/L	1	6/9/2020 5:50:00 AM	B69472
1,2,4-Trimethylbenzene	ND	1.0		µg/L	1	6/9/2020 5:50:00 AM	B69472
1,3,5-Trimethylbenzene	ND	1.0		µg/L	1	6/9/2020 5:50:00 AM	B69472
1,2-Dichloroethane (EDC)	ND	1.0		µg/L	1	6/9/2020 5:50:00 AM	B69472
1,2-Dibromoethane (EDB)	ND	1.0		µg/L	1	6/9/2020 5:50:00 AM	B69472
Naphthalene	ND	2.0		µg/L	1	6/9/2020 5:50:00 AM	B69472
1-Methylnaphthalene	ND	4.0		µg/L	1	6/9/2020 5:50:00 AM	B69472
2-Methylnaphthalene	ND	4.0		µg/L	1	6/9/2020 5:50:00 AM	B69472
Acetone	ND	10		µg/L	1	6/9/2020 5:50:00 AM	B69472
Bromobenzene	ND	1.0		µg/L	1	6/9/2020 5:50:00 AM	B69472
Bromodichloromethane	ND	1.0		µg/L	1	6/9/2020 5:50:00 AM	B69472
Bromoform	ND	1.0		µg/L	1	6/9/2020 5:50:00 AM	B69472
Bromomethane	ND	3.0		µg/L	1	6/9/2020 5:50:00 AM	B69472
2-Butanone	ND	10		µg/L	1	6/9/2020 5:50:00 AM	B69472
Carbon disulfide	ND	10		µg/L	1	6/9/2020 5:50:00 AM	B69472
Carbon Tetrachloride	ND	1.0		µg/L	1	6/9/2020 5:50:00 AM	B69472
Chlorobenzene	ND	1.0		µg/L	1	6/9/2020 5:50:00 AM	B69472
Chloroethane	ND	2.0		µg/L	1	6/9/2020 5:50:00 AM	B69472
Chloroform	ND	1.0		µg/L	1	6/9/2020 5:50:00 AM	B69472
Chloromethane	ND	3.0		µg/L	1	6/9/2020 5:50:00 AM	B69472
2-Chlorotoluene	ND	1.0		µg/L	1	6/9/2020 5:50:00 AM	B69472
4-Chlorotoluene	ND	1.0		µg/L	1	6/9/2020 5:50:00 AM	B69472
cis-1,2-DCE	ND	1.0		µg/L	1	6/9/2020 5:50:00 AM	B69472
cis-1,3-Dichloropropene	ND	1.0		µg/L	1	6/9/2020 5:50:00 AM	B69472
1,2-Dibromo-3-chloropropane	ND	2.0		µg/L	1	6/9/2020 5:50:00 AM	B69472
Dibromochloromethane	ND	1.0		µg/L	1	6/9/2020 5:50:00 AM	B69472
Dibromomethane	ND	1.0		µg/L	1	6/9/2020 5:50:00 AM	B69472
1,2-Dichlorobenzene	ND	1.0		µg/L	1	6/9/2020 5:50:00 AM	B69472
1,3-Dichlorobenzene	ND	1.0		µg/L	1	6/9/2020 5:50:00 AM	B69472
1,4-Dichlorobenzene	ND	1.0		µg/L	1	6/9/2020 5:50:00 AM	B69472
Dichlorodifluoromethane	ND	1.0		µg/L	1	6/9/2020 5:50:00 AM	B69472
1,1-Dichloroethane	ND	1.0		µg/L	1	6/9/2020 5:50:00 AM	B69472
1,1-Dichloroethene	ND	1.0		µg/L	1	6/9/2020 5:50:00 AM	B69472
1,2-Dichloropropane	ND	1.0		µg/L	1	6/9/2020 5:50:00 AM	B69472
1,3-Dichloropropane	ND	1.0		µg/L	1	6/9/2020 5:50:00 AM	B69472

Refer to the QC Summary report and sample login checklist for flagged QC data and preservation information.

Qualifiers:	* Value exceeds Maximum Contaminant Level.	B Analyte detected in the associated Method Blank
	D Sample Diluted Due to Matrix	E Value above quantitation range
	H Holding times for preparation or analysis exceeded	J Analyte detected below quantitation limits
	ND Not Detected at the Reporting Limit	P Sample pH Not In Range
	PQL Practical Quantitative Limit	RL Reporting Limit
	S % Recovery outside of range due to dilution or matrix	

Analytical Report

Lab Order: 2006322

Date Reported: 6/15/2020

Hall Environmental Analysis Laboratory, Inc.

CLIENT: GHD
Project: WT-1

Lab Order: 2006322

EPA METHOD 8260B: VOLATILES

Analyst: RAA

2,2-Dichloropropane	ND	2.0	µg/L	1	6/9/2020 5:50:00 AM	B69472
1,1-Dichloropropene	ND	1.0	µg/L	1	6/9/2020 5:50:00 AM	B69472
Hexachlorobutadiene	ND	1.0	µg/L	1	6/9/2020 5:50:00 AM	B69472
2-Hexanone	ND	10	µg/L	1	6/9/2020 5:50:00 AM	B69472
Isopropylbenzene	ND	1.0	µg/L	1	6/9/2020 5:50:00 AM	B69472
4-Isopropyltoluene	ND	1.0	µg/L	1	6/9/2020 5:50:00 AM	B69472
4-Methyl-2-pentanone	ND	10	µg/L	1	6/9/2020 5:50:00 AM	B69472
Methylene Chloride	ND	3.0	µg/L	1	6/9/2020 5:50:00 AM	B69472
n-Butylbenzene	ND	3.0	µg/L	1	6/9/2020 5:50:00 AM	B69472
n-Propylbenzene	ND	1.0	µg/L	1	6/9/2020 5:50:00 AM	B69472
sec-Butylbenzene	ND	1.0	µg/L	1	6/9/2020 5:50:00 AM	B69472
Styrene	ND	1.0	µg/L	1	6/9/2020 5:50:00 AM	B69472
tert-Butylbenzene	ND	1.0	µg/L	1	6/9/2020 5:50:00 AM	B69472
1,1,1,2-Tetrachloroethane	ND	1.0	µg/L	1	6/9/2020 5:50:00 AM	B69472
1,1,1,2,2-Tetrachloroethane	ND	2.0	µg/L	1	6/9/2020 5:50:00 AM	B69472
Tetrachloroethene (PCE)	ND	1.0	µg/L	1	6/9/2020 5:50:00 AM	B69472
trans-1,2-DCE	ND	1.0	µg/L	1	6/9/2020 5:50:00 AM	B69472
trans-1,3-Dichloropropene	ND	1.0	µg/L	1	6/9/2020 5:50:00 AM	B69472
1,2,3-Trichlorobenzene	ND	1.0	µg/L	1	6/9/2020 5:50:00 AM	B69472
1,2,4-Trichlorobenzene	ND	1.0	µg/L	1	6/9/2020 5:50:00 AM	B69472
1,1,1-Trichloroethane	ND	1.0	µg/L	1	6/9/2020 5:50:00 AM	B69472
1,1,2-Trichloroethane	ND	1.0	µg/L	1	6/9/2020 5:50:00 AM	B69472
Trichloroethene (TCE)	ND	1.0	µg/L	1	6/9/2020 5:50:00 AM	B69472
Trichlorofluoromethane	ND	1.0	µg/L	1	6/9/2020 5:50:00 AM	B69472
1,2,3-Trichloropropane	ND	2.0	µg/L	1	6/9/2020 5:50:00 AM	B69472
Vinyl chloride	ND	1.0	µg/L	1	6/9/2020 5:50:00 AM	B69472
Xylenes, Total	ND	1.5	µg/L	1	6/9/2020 5:50:00 AM	B69472
Surr: 1,2-Dichloroethane-d4	99.4	70-130	%Rec	1	6/9/2020 5:50:00 AM	B69472
Surr: 4-Bromofluorobenzene	99.9	70-130	%Rec	1	6/9/2020 5:50:00 AM	B69472
Surr: Dibromofluoromethane	101	70-130	%Rec	1	6/9/2020 5:50:00 AM	B69472
Surr: Toluene-d8	103	70-130	%Rec	1	6/9/2020 5:50:00 AM	B69472

Refer to the QC Summary report and sample login checklist for flagged QC data and preservation information.

Qualifiers:	*	Value exceeds Maximum Contaminant Level.	B	Analyte detected in the associated Method Blank
	D	Sample Diluted Due to Matrix	E	Value above quantitation range
	H	Holding times for preparation or analysis exceeded	J	Analyte detected below quantitation limits
	ND	Not Detected at the Reporting Limit	P	Sample pH Not In Range
	PQL	Practical Quantitative Limit	RL	Reporting Limit
	S	% Recovery outside of range due to dilution or matrix		

QC SUMMARY REPORT

Hall Environmental Analysis Laboratory, Inc.

WO#: 2006322

15-Jun-20

Client: GHD

Project: WT-1

Sample ID: MB	SampType: mblk	TestCode: EPA Method 300.0: Anions								
Client ID: PBW	Batch ID: R69490	RunNo: 69490								
Prep Date:	Analysis Date: 6/8/2020	SeqNo: 2411754	Units: mg/L							
Analyte	Result	PQL	SPK value	SPK Ref Val	%REC	LowLimit	HighLimit	%RPD	RPDLimit	Qual
Sulfate	ND	0.50								

Sample ID: LCS	SampType: ics	TestCode: EPA Method 300.0: Anions								
Client ID: LCSW	Batch ID: R69490	RunNo: 69490								
Prep Date:	Analysis Date: 6/8/2020	SeqNo: 2411755	Units: mg/L							
Analyte	Result	PQL	SPK value	SPK Ref Val	%REC	LowLimit	HighLimit	%RPD	RPDLimit	Qual
Sulfate	10	0.50	10.00	0	101	90	110			

Qualifiers:

- * Value exceeds Maximum Contaminant Level.
- D Sample Diluted Due to Matrix
- H Holding times for preparation or analysis exceeded
- ND Not Detected at the Reporting Limit
- PQL Practical Quantitative Limit
- S % Recovery outside of range due to dilution or matrix
- B Analyte detected in the associated Method Blank
- E Value above quantitation range
- J Analyte detected below quantitation limits
- P Sample pH Not In Range
- RL Reporting Limit

QC SUMMARY REPORT**Hall Environmental Analysis Laboratory, Inc.**

WO#: 2006322

15-Jun-20

Client: GHD
Project: WT-1

Analyte	Result	PQL	SPK value	SPK Ref Val	%REC	LowLimit	HighLimit	%RPD	RPDLimit	Qual
Sample ID: 100ng lcs SampType: LCS TestCode: EPA Method 8260B: VOLATILES										
Client ID: LCSW Batch ID: R69472 RunNo: 69472										
Prep Date: Analysis Date: 6/8/2020 SeqNo: 2410465 Units: µg/L										
Benzene	19	1.0	20.00	0	96.0	70	130			
Toluene	20	1.0	20.00	0	102	70	130			
Chlorobenzene	21	1.0	20.00	0	105	70	130			
1,1-Dichloroethene	18	1.0	20.00	0	91.6	70	130			
Trichloroethene (TCE)	19	1.0	20.00	0	92.5	70	130			
Surr: 1,2-Dichloroethane-d4	10		10.00		105	70	130			
Surr: 4-Bromofluorobenzene	10		10.00		101	70	130			
Surr: Dibromofluoromethane	10		10.00		103	70	130			
Surr: Toluene-d8	10		10.00		102	70	130			

Analyte	Result	PQL	SPK value	SPK Ref Val	%REC	LowLimit	HighLimit	%RPD	RPDLimit	Qual
Sample ID: 100NG LCS SampType: LCS TestCode: EPA Method 8260B: VOLATILES										
Client ID: LCSW Batch ID: B69472 RunNo: 69472										
Prep Date: Analysis Date: 6/9/2020 SeqNo: 2413293 Units: µg/L										
Benzene	20	1.0	20.00	0	101	70	130			
Toluene	21	1.0	20.00	0	106	70	130			
Chlorobenzene	21	1.0	20.00	0	107	70	130			
1,1-Dichloroethene	21	1.0	20.00	0	105	70	130			
Trichloroethene (TCE)	20	1.0	20.00	0	98.1	70	130			
Surr: 1,2-Dichloroethane-d4	10		10.00		103	70	130			
Surr: 4-Bromofluorobenzene	9.7		10.00		97.3	70	130			
Surr: Dibromofluoromethane	10		10.00		103	70	130			
Surr: Toluene-d8	10		10.00		103	70	130			

Analyte	Result	PQL	SPK value	SPK Ref Val	%REC	LowLimit	HighLimit	%RPD	RPDLimit	Qual
Sample ID: MB SampType: MBLK TestCode: EPA Method 8260B: VOLATILES										
Client ID: PBW Batch ID: B69472 RunNo: 69472										
Prep Date: Analysis Date: 6/9/2020 SeqNo: 2413294 Units: µg/L										
Benzene	ND	1.0								
Toluene	ND	1.0								
Ethylbenzene	ND	1.0								
Methyl tert-butyl ether (MTBE)	ND	1.0								
1,2,4-Trimethylbenzene	ND	1.0								
1,3,5-Trimethylbenzene	ND	1.0								
1,2-Dichloroethane (EDC)	ND	1.0								
1,2-Dibromoethane (EDB)	ND	1.0								
Naphthalene	ND	2.0								
1-Methylnaphthalene	ND	4.0								

Qualifiers:

* Value exceeds Maximum Contaminant Level.
D Sample Diluted Due to Matrix
H Holding times for preparation or analysis exceeded
ND Not Detected at the Reporting Limit
PQL Practical Quantitative Limit
S % Recovery outside of range due to dilution or matrix

B Analyte detected in the associated Method Blank
E Value above quantitation range
J Analyte detected below quantitation limits
P Sample pH Not In Range
RL Reporting Limit

Page 22 of 26

QC SUMMARY REPORT

Hall Environmental Analysis Laboratory, Inc.

WO#: 2006322

15-Jun-20

Client: GHD
Project: WT-1

Sample ID: MB	SampType: MBLK	TestCode: EPA Method 8260B: VOLATILES
Client ID: PBW	Batch ID: B69472	RunNo: 69472
Prep Date:	Analysis Date: 6/9/2020	SeqNo: 2413294 Units: µg/L

Analyte	Result	PQL	SPK value	SPK Ref Val	%REC	LowLimit	HighLimit	%RPD	RPDLimit	Qual
2-Methylnaphthalene	ND	4.0								
Acetone	ND	10								
Bromobenzene	ND	1.0								
Bromodichloromethane	ND	1.0								
Bromoform	ND	1.0								
Bromomethane	ND	3.0								
2-Butanone	ND	10								
Carbon disulfide	ND	10								
Carbon Tetrachloride	ND	1.0								
Chlorobenzene	ND	1.0								
Chloroethane	ND	2.0								
Chloroform	ND	1.0								
Chloromethane	ND	3.0								
2-Chlorotoluene	ND	1.0								
4-Chlorotoluene	ND	1.0								
cis-1,2-DCE	ND	1.0								
cis-1,3-Dichloropropene	ND	1.0								
1,2-Dibromo-3-chloropropane	ND	2.0								
Dibromochloromethane	ND	1.0								
Dibromomethane	ND	1.0								
1,2-Dichlorobenzene	ND	1.0								
1,3-Dichlorobenzene	ND	1.0								
1,4-Dichlorobenzene	ND	1.0								
Dichlorodifluoromethane	ND	1.0								
1,1-Dichloroethane	ND	1.0								
1,1-Dichloroethene	ND	1.0								
1,2-Dichloropropane	ND	1.0								
1,3-Dichloropropane	ND	1.0								
2,2-Dichloropropane	ND	2.0								
1,1-Dichloropropene	ND	1.0								
Hexachlorobutadiene	ND	1.0								
2-Hexanone	ND	10								
Isopropylbenzene	ND	1.0								
4-Isopropyltoluene	ND	1.0								
4-Methyl-2-pentanone	ND	10								
Methylene Chloride	ND	3.0								
n-Butylbenzene	ND	3.0								
n-Propylbenzene	ND	1.0								
sec-Butylbenzene	ND	1.0								

Qualifiers:

- * Value exceeds Maximum Contaminant Level.
- D Sample Diluted Due to Matrix
- H Holding times for preparation or analysis exceeded
- ND Not Detected at the Reporting Limit
- PQL Practical Quantitative Limit
- S % Recovery outside of range due to dilution or matrix
- B Analyte detected in the associated Method Blank
- E Value above quantitation range
- J Analyte detected below quantitation limits
- P Sample pH Not In Range
- RL Reporting Limit

QC SUMMARY REPORT

Hall Environmental Analysis Laboratory, Inc.

WO#: 2006322

15-Jun-20

Client: GHD
Project: WT-1

Analyte	Result	PQL	SPK value	SPK Ref Val	%REC	LowLimit	HighLimit	%RPD	RPDLimit	Qual
Styrene	ND	1.0								
tert-Butylbenzene	ND	1.0								
1,1,1,2-Tetrachloroethane	ND	1.0								
1,1,2,2-Tetrachloroethane	ND	2.0								
Tetrachloroethene (PCE)	ND	1.0								
trans-1,2-DCE	ND	1.0								
trans-1,3-Dichloropropene	ND	1.0								
1,2,3-Trichlorobenzene	ND	1.0								
1,2,4-Trichlorobenzene	ND	1.0								
1,1,1-Trichloroethane	ND	1.0								
1,1,2-Trichloroethane	ND	1.0								
Trichloroethene (TCE)	ND	1.0								
Trichlorofluoromethane	ND	1.0								
1,2,3-Trichloropropane	ND	2.0								
Vinyl chloride	ND	1.0								
Xylenes, Total	ND	1.5								
Surr: 1,2-Dichloroethane-d4	10		10.00		101	70	130			
Surr: 4-Bromofluorobenzene	9.8		10.00		98.4	70	130			
Surr: Dibromofluoromethane	10		10.00		102	70	130			
Surr: Toluene-d8	10		10.00		102	70	130			

Analyte	Result	PQL	SPK value	SPK Ref Val	%REC	LowLimit	HighLimit	%RPD	RPDLimit	Qual
Benzene	ND	1.0								
Toluene	ND	1.0								
Ethylbenzene	ND	1.0								
Methyl tert-butyl ether (MTBE)	ND	1.0								
1,2,4-Trimethylbenzene	ND	1.0								
1,3,5-Trimethylbenzene	ND	1.0								
1,2-Dichloroethane (EDC)	ND	1.0								
1,2-Dibromoethane (EDB)	ND	1.0								
Naphthalene	ND	2.0								
1-Methylnaphthalene	ND	4.0								
2-Methylnaphthalene	ND	4.0								
Acetone	ND	10								
Bromobenzene	ND	1.0								

Qualifiers:

- * Value exceeds Maximum Contaminant Level.
- D Sample Diluted Due to Matrix
- H Holding times for preparation or analysis exceeded
- ND Not Detected at the Reporting Limit
- PQL Practical Quantitative Limit
- S % Recovery outside of range due to dilution or matrix
- B Analyte detected in the associated Method Blank
- E Value above quantitation range
- J Analyte detected below quantitation limits
- P Sample pH Not In Range
- RL Reporting Limit

QC SUMMARY REPORT

Hall Environmental Analysis Laboratory, Inc.

WO#: 2006322

15-Jun-20

Client: GHD
Project: WT-1

Sample ID: MB	SampType: MBLK	TestCode: EPA Method 8260B: VOLATILES
Client ID: PBW	Batch ID: R69472	RunNo: 69472
Prep Date:	Analysis Date: 6/8/2020	SeqNo: 2413309 Units: µg/L

Analyte	Result	PQL	SPK value	SPK Ref Val	%REC	LowLimit	HighLimit	%RPD	RPDLimit	Qual
Bromodichloromethane	ND	1.0								
Bromoform	ND	1.0								
Bromomethane	ND	3.0								
2-Butanone	ND	10								
Carbon disulfide	ND	10								
Carbon Tetrachloride	ND	1.0								
Chlorobenzene	ND	1.0								
Chloroethane	ND	2.0								
Chloroform	ND	1.0								
Chloromethane	ND	3.0								
2-Chlorotoluene	ND	1.0								
4-Chlorotoluene	ND	1.0								
cis-1,2-DCE	ND	1.0								
cis-1,3-Dichloropropene	ND	1.0								
1,2-Dibromo-3-chloropropane	ND	2.0								
Dibromochloromethane	ND	1.0								
Dibromomethane	ND	1.0								
1,2-Dichlorobenzene	ND	1.0								
1,3-Dichlorobenzene	ND	1.0								
1,4-Dichlorobenzene	ND	1.0								
Dichlorodifluoromethane	ND	1.0								
1,1-Dichloroethane	ND	1.0								
1,1-Dichloroethene	ND	1.0								
1,2-Dichloropropane	ND	1.0								
1,3-Dichloropropane	ND	1.0								
2,2-Dichloropropane	ND	2.0								
1,1-Dichloropropene	ND	1.0								
Hexachlorobutadiene	ND	1.0								
2-Hexanone	ND	10								
Isopropylbenzene	ND	1.0								
4-Isopropyltoluene	ND	1.0								
4-Methyl-2-pentanone	ND	10								
Methylene Chloride	ND	3.0								
n-Butylbenzene	ND	3.0								
n-Propylbenzene	ND	1.0								
sec-Butylbenzene	ND	1.0								
Styrene	ND	1.0								
tert-Butylbenzene	ND	1.0								
1,1,1,2-Tetrachloroethane	ND	1.0								

Qualifiers:

- * Value exceeds Maximum Contaminant Level.
- D Sample Diluted Due to Matrix
- H Holding times for preparation or analysis exceeded
- ND Not Detected at the Reporting Limit
- PQL Practical Quantitative Limit
- S % Recovery outside of range due to dilution or matrix
- B Analyte detected in the associated Method Blank
- E Value above quantitation range
- J Analyte detected below quantitation limits
- P Sample pH Not In Range
- RL Reporting Limit

QC SUMMARY REPORT

Hall Environmental Analysis Laboratory, Inc.

WO#: 2006322

15-Jun-20

Client: GHD
Project: WT-1

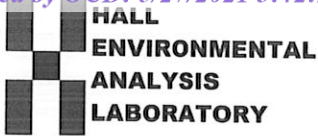
Sample ID: MB		SampType: MBLK		TestCode: EPA Method 8260B: VOLATILES						
Client ID: PBW		Batch ID: R69472		RunNo: 69472						
Prep Date:		Analysis Date: 6/8/2020		SeqNo: 2413309			Units: µg/L			
Analyte	Result	PQL	SPK value	SPK Ref Val	%REC	LowLimit	HighLimit	%RPD	RPDLimit	Qual
1,1,2,2-Tetrachloroethane	ND	2.0								
Tetrachloroethene (PCE)	ND	1.0								
trans-1,2-DCE	ND	1.0								
trans-1,3-Dichloropropene	ND	1.0								
1,2,3-Trichlorobenzene	ND	1.0								
1,2,4-Trichlorobenzene	ND	1.0								
1,1,1-Trichloroethane	ND	1.0								
1,1,2-Trichloroethane	ND	1.0								
Trichloroethene (TCE)	ND	1.0								
Trichlorofluoromethane	ND	1.0								
1,2,3-Trichloropropane	ND	2.0								
Vinyl chloride	ND	1.0								
Xylenes, Total	ND	1.5								
Surr: 1,2-Dichloroethane-d4	11		10.00		105	70	130			
Surr: 4-Bromofluorobenzene	10		10.00		101	70	130			
Surr: Dibromofluoromethane	10		10.00		102	70	130			
Surr: Toluene-d8	10		10.00		102	70	130			

Sample ID: 100ng lcs		SampType: LCS		TestCode: EPA Method 8260B: VOLATILES						
Client ID: LCSW		Batch ID: R69529		RunNo: 69529						
Prep Date:		Analysis Date: 6/10/2020		SeqNo: 2413576			Units: %Rec			
Analyte	Result	PQL	SPK value	SPK Ref Val	%REC	LowLimit	HighLimit	%RPD	RPDLimit	Qual
Surr: 1,2-Dichloroethane-d4	10		10.00		104	70	130			
Surr: 4-Bromofluorobenzene	10		10.00		102	70	130			
Surr: Dibromofluoromethane	10		10.00		102	70	130			
Surr: Toluene-d8	10		10.00		101	70	130			

Sample ID: mb		SampType: MBLK		TestCode: EPA Method 8260B: VOLATILES						
Client ID: PBW		Batch ID: R69529		RunNo: 69529						
Prep Date:		Analysis Date: 6/10/2020		SeqNo: 2413577			Units: µg/L			
Analyte	Result	PQL	SPK value	SPK Ref Val	%REC	LowLimit	HighLimit	%RPD	RPDLimit	Qual
cis-1,2-DCE	ND	1.0								
1,1-Dichloroethane	ND	1.0								
Surr: 1,2-Dichloroethane-d4	10		10.00		102	70	130			
Surr: 4-Bromofluorobenzene	10		10.00		99.9	70	130			
Surr: Dibromofluoromethane	10		10.00		102	70	130			
Surr: Toluene-d8	10		10.00		103	70	130			

Qualifiers:

- * Value exceeds Maximum Contaminant Level.
- D Sample Diluted Due to Matrix
- H Holding times for preparation or analysis exceeded
- ND Not Detected at the Reporting Limit
- PQL Practical Quantitative Limit
- S % Recovery outside of range due to dilution or matrix
- B Analyte detected in the associated Method Blank
- E Value above quantitation range
- J Analyte detected below quantitation limits
- P Sample pH Not In Range
- RL Reporting Limit



Hall Environmental Analysis Laboratory
4901 Hawkins NE
Albuquerque, NM 87109
TEL: 505-345-3975 FAX: 505-345-4107
Website: www.hallenvironmental.com

Sample Log-In Check List

Client Name: GHD Work Order Number: 2006322 RcptNo: 1

Received By: Juan Rojas 6/5/2020 9:30:00 AM
Completed By: Desiree Dominguez 6/5/2020 11:23:18 AM
Reviewed By: DAD 6/5/20

Chain of Custody

- 1. Is Chain of Custody complete? Yes [checked] No [] Not Present []
2. How was the sample delivered? Courier

Log In

- 3. Was an attempt made to cool the samples? Yes [checked] No [] NA []
4. Were all samples received at a temperature of >0° C to 6.0° C? Yes [checked] No [] NA []
5. Sample(s) in proper container(s)? Yes [checked] No []
6. Sufficient sample volume for indicated test(s)? Yes [checked] No []
7. Are samples (except VOA and ONG) properly preserved? Yes [checked] No []
8. Was preservative added to bottles? Yes [] No [checked] NA []
9. Received at least 1 vial with headspace <1/4" for AQ VOA? Yes [checked] No [] NA []
10. Were any sample containers received broken? Yes [] No [checked]
11. Does paperwork match bottle labels? Yes [checked] No []
12. Are matrices correctly identified on Chain of Custody? Yes [checked] No []
13. Is it clear what analyses were requested? Yes [checked] No []
14. Were all holding times able to be met? Yes [checked] No []

of preserved bottles checked for pH: (<2 or >12 unless noted)
Adjusted?
Checked by: SPA 6.5.20

Special Handling (if applicable)

- 15. Was client notified of all discrepancies with this order? Yes [] No [] NA [checked]

Person Notified: [] Date: []
By Whom: [] Via: [] eMail [] Phone [] Fax [] In Person []
Regarding: []
Client Instructions: []

16. Additional remarks:

17. Cooler Information

Table with 7 columns: Cooler No, Temp °C, Condition, Seal Intact, Seal No, Seal Date, Signed By. Row 1: 1, 4.6, Good, Not Present, [], [], []

Chain-of-Custody Record

Client: GHD

Mailing Address: On File

Phone #: 505 269 0088

email or Fax#: Christine.Mathews@ghd.com

QA/QC Package: Standard Level 4 (Full Validation)

Accreditation: Az Compliance Other

On Ice: Yes No

of Coolers: 1

Cooler Temp (including CF): 4.6-0.4.6 (°C)

Container Type and #

Preservative Type

HEAL No.

TPH:8015D(GRO / DRO / MRO)

8081 Pesticides/8082 PCB's

EDB (Method 504.1)

PAHs by 8310 or 8270SIMS

RCRA 8 Metals

Cl, F, Br, NO₃, NO₂, PO₄, SO₄

8260 (VOA)

8270 (Semi-VOA)

Total Coliform (Present/Absent)

BTEX / MTBE / TMB's (8021)

Remarks:

Received by: [Signature] Date: 6/4 7:30

Received by: [Signature] Date: 6/4 7:30

Relinquished by: [Signature] Date: 6/4 7:30

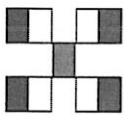
Relinquished by: [Signature] Date: 6/4 7:30

Relinquished by: [Signature] Date: 6/4 7:30

Relinquished by: [Signature] Date: 6/4 7:30

Relinquished by: [Signature] Date: 6/4 7:30

Relinquished by: [Signature] Date: 6/4 7:30



HALL ENVIRONMENTAL ANALYSIS LABORATORY

www.hallenvironmental.com

4901 Hawkins NE - Albuquerque, NM 87109

Tel. 505-345-3975 Fax 505-345-4107

Analysis Request

Project Manager: Christine Mathews

Sampler: CN

On Ice: Yes No

of Coolers: 1

Cooler Temp (including CF): 4.6-0.4.6 (°C)

Container Type and #

Preservative Type

HEAL No.

TPH:8015D(GRO / DRO / MRO)

8081 Pesticides/8082 PCB's

EDB (Method 504.1)

PAHs by 8310 or 8270SIMS

RCRA 8 Metals

Cl, F, Br, NO₃, NO₂, PO₄, SO₄

8260 (VOA)

8270 (Semi-VOA)

Total Coliform (Present/Absent)

BTEX / MTBE / TMB's (8021)

Remarks:

Received by: [Signature] Date: 6/4 7:30

Received by: [Signature] Date: 6/4 7:30

Relinquished by: [Signature] Date: 6/4 7:30

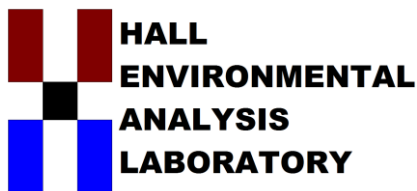
Relinquished by: [Signature] Date: 6/4 7:30

Relinquished by: [Signature] Date: 6/4 7:30

Relinquished by: [Signature] Date: 6/4 7:30

Relinquished by: [Signature] Date: 6/4 7:30

Relinquished by: [Signature] Date: 6/4 7:30



Hall Environmental Analysis Laboratory
4901 Hawkins NE
Albuquerque, NM 87109
TEL: 505-345-3975 FAX: 505-345-4107
Website: clients.hallenvironmental.com

October 09, 2020

Angela Bown

GHD

6121 Indian School Road, NE #200

Albuquerque, NM 87110

TEL: (505) 884-0672

FAX

RE: WT-1

OrderNo.: 2009D56

Dear Angela Bown:

Hall Environmental Analysis Laboratory received 9 sample(s) on 9/23/2020 for the analyses presented in the following report.

These were analyzed according to EPA procedures or equivalent. To access our accredited tests please go to www.hallenvironmental.com or the state specific web sites. In order to properly interpret your results, it is imperative that you review this report in its entirety. See the sample checklist and/or the Chain of Custody for information regarding the sample receipt temperature and preservation. Data qualifiers or a narrative will be provided if the sample analysis or analytical quality control parameters require a flag. When necessary, data qualifiers are provided on both the sample analysis report and the QC summary report, both sections should be reviewed. All samples are reported, as received, unless otherwise indicated. Lab measurement of analytes considered field parameters that require analysis within 15 minutes of sampling such as pH and residual chlorine are qualified as being analyzed outside of the recommended holding time.

Please don't hesitate to contact HEAL for any additional information or clarifications.

ADHS Cert #AZ0682 -- NMED-DWB Cert #NM9425 -- NMED-Micro Cert #NM0901

Sincerely,

A handwritten signature in black ink, appearing to read 'Andy Freeman', is written over a white background.

Andy Freeman

Laboratory Manager

4901 Hawkins NE

Albuquerque, NM 87109

Analytical Report

Lab Order: 2009D56

Date Reported: 10/9/2020

Hall Environmental Analysis Laboratory, Inc.

CLIENT: GHD
Project: WT-1

Lab Order: 2009D56

Lab ID: 2009D56-001

Collection Date: 9/22/2020 12:20:00 PM

Client Sample ID: GW-11209238-092220-CN-SVE-5

Matrix: AQUEOUS

Analyses	Result	RL	Qual	Units	DF	Date Analyzed	Batch ID
EPA METHOD 300.0: ANIONS							Analyst: CAS
Sulfate	660	10	*	mg/L	20	9/23/2020 6:56:52 PM	R72073
EPA METHOD 8260B: VOLATILES							Analyst: DJF
Benzene	470	5.0	D P	µg/L	5	9/27/2020 12:47:50 PM	A72179
Toluene	7.4	5.0	D P	µg/L	5	9/27/2020 12:47:50 PM	A72179
Ethylbenzene	63	5.0	D P	µg/L	5	9/27/2020 12:47:50 PM	A72179
Methyl tert-butyl ether (MTBE)	ND	5.0	D P	µg/L	5	9/27/2020 12:47:50 PM	A72179
1,2,4-Trimethylbenzene	160	5.0	D P	µg/L	5	9/27/2020 12:47:50 PM	A72179
1,3,5-Trimethylbenzene	23	5.0	D P	µg/L	5	9/27/2020 12:47:50 PM	A72179
1,2-Dichloroethane (EDC)	ND	5.0	D P	µg/L	5	9/27/2020 12:47:50 PM	A72179
1,2-Dibromoethane (EDB)	ND	5.0	D P	µg/L	5	9/27/2020 12:47:50 PM	A72179
Naphthalene	25	10	D P	µg/L	5	9/27/2020 12:47:50 PM	A72179
1-Methylnaphthalene	ND	20	D P	µg/L	5	9/27/2020 12:47:50 PM	A72179
2-Methylnaphthalene	21	20	D P	µg/L	5	9/27/2020 12:47:50 PM	A72179
Acetone	ND	50	D P	µg/L	5	9/27/2020 12:47:50 PM	A72179
Bromobenzene	ND	5.0	D P	µg/L	5	9/27/2020 12:47:50 PM	A72179
Bromodichloromethane	ND	5.0	D P	µg/L	5	9/27/2020 12:47:50 PM	A72179
Bromoform	ND	5.0	D P	µg/L	5	9/27/2020 12:47:50 PM	A72179
Bromomethane	ND	15	D P	µg/L	5	9/27/2020 12:47:50 PM	A72179
2-Butanone	ND	50	D P	µg/L	5	9/27/2020 12:47:50 PM	A72179
Carbon disulfide	ND	50	D P	µg/L	5	9/27/2020 12:47:50 PM	A72179
Carbon Tetrachloride	ND	5.0	D P	µg/L	5	9/27/2020 12:47:50 PM	A72179
Chlorobenzene	ND	5.0	D P	µg/L	5	9/27/2020 12:47:50 PM	A72179
Chloroethane	ND	10	D P	µg/L	5	9/27/2020 12:47:50 PM	A72179
Chloroform	ND	5.0	D P	µg/L	5	9/27/2020 12:47:50 PM	A72179
Chloromethane	ND	15	D P	µg/L	5	9/27/2020 12:47:50 PM	A72179
2-Chlorotoluene	ND	5.0	D P	µg/L	5	9/27/2020 12:47:50 PM	A72179
4-Chlorotoluene	ND	5.0	D P	µg/L	5	9/27/2020 12:47:50 PM	A72179
cis-1,2-DCE	ND	5.0	D P	µg/L	5	9/27/2020 12:47:50 PM	A72179
cis-1,3-Dichloropropene	ND	5.0	D P	µg/L	5	9/27/2020 12:47:50 PM	A72179
1,2-Dibromo-3-chloropropane	ND	10	D P	µg/L	5	9/27/2020 12:47:50 PM	A72179
Dibromochloromethane	ND	5.0	D P	µg/L	5	9/27/2020 12:47:50 PM	A72179
Dibromomethane	ND	5.0	D P	µg/L	5	9/27/2020 12:47:50 PM	A72179
1,2-Dichlorobenzene	ND	5.0	D P	µg/L	5	9/27/2020 12:47:50 PM	A72179
1,3-Dichlorobenzene	ND	5.0	D P	µg/L	5	9/27/2020 12:47:50 PM	A72179
1,4-Dichlorobenzene	ND	5.0	D P	µg/L	5	9/27/2020 12:47:50 PM	A72179
Dichlorodifluoromethane	ND	5.0	D P	µg/L	5	9/27/2020 12:47:50 PM	A72179
1,1-Dichloroethane	ND	5.0	D P	µg/L	5	9/27/2020 12:47:50 PM	A72179
1,1-Dichloroethene	ND	5.0	D P	µg/L	5	9/27/2020 12:47:50 PM	A72179

Refer to the QC Summary report and sample login checklist for flagged QC data and preservation information.

Qualifiers:	*	Value exceeds Maximum Contaminant Level.	B	Analyte detected in the associated Method Blank
	D	Sample Diluted Due to Matrix	E	Value above quantitation range
	H	Holding times for preparation or analysis exceeded	J	Analyte detected below quantitation limits
	ND	Not Detected at the Reporting Limit	P	Sample pH Not In Range
	PQL	Practical Quantitative Limit	RL	Reporting Limit
	S	% Recovery outside of range due to dilution or matrix		

Analytical Report

Lab Order: 2009D56

Hall Environmental Analysis Laboratory, Inc.

Date Reported: 10/9/2020

CLIENT: GHD
Project: WT-1

Lab Order: 2009D56

EPA METHOD 8260B: VOLATILES

Analyst: DJF

1,2-Dichloropropane	ND	5.0	D P	µg/L	5	9/27/2020 12:47:50 PM	A72179
1,3-Dichloropropane	ND	5.0	D P	µg/L	5	9/27/2020 12:47:50 PM	A72179
2,2-Dichloropropane	ND	10	D P	µg/L	5	9/27/2020 12:47:50 PM	A72179
1,1-Dichloropropene	ND	5.0	D P	µg/L	5	9/27/2020 12:47:50 PM	A72179
Hexachlorobutadiene	ND	5.0	D P	µg/L	5	9/27/2020 12:47:50 PM	A72179
2-Hexanone	ND	50	D P	µg/L	5	9/27/2020 12:47:50 PM	A72179
Isopropylbenzene	13	5.0	D P	µg/L	5	9/27/2020 12:47:50 PM	A72179
4-Isopropyltoluene	ND	5.0	D P	µg/L	5	9/27/2020 12:47:50 PM	A72179
4-Methyl-2-pentanone	ND	50	D P	µg/L	5	9/27/2020 12:47:50 PM	A72179
Methylene Chloride	ND	15	D P	µg/L	5	9/27/2020 12:47:50 PM	A72179
n-Butylbenzene	ND	15	D P	µg/L	5	9/27/2020 12:47:50 PM	A72179
n-Propylbenzene	17	5.0	D P	µg/L	5	9/27/2020 12:47:50 PM	A72179
sec-Butylbenzene	ND	5.0	D P	µg/L	5	9/27/2020 12:47:50 PM	A72179
Styrene	ND	5.0	D P	µg/L	5	9/27/2020 12:47:50 PM	A72179
tert-Butylbenzene	ND	5.0	D P	µg/L	5	9/27/2020 12:47:50 PM	A72179
1,1,1,2-Tetrachloroethane	ND	5.0	D P	µg/L	5	9/27/2020 12:47:50 PM	A72179
1,1,2,2-Tetrachloroethane	ND	10	D P	µg/L	5	9/27/2020 12:47:50 PM	A72179
Tetrachloroethene (PCE)	ND	5.0	D P	µg/L	5	9/27/2020 12:47:50 PM	A72179
trans-1,2-DCE	ND	5.0	D P	µg/L	5	9/27/2020 12:47:50 PM	A72179
trans-1,3-Dichloropropene	ND	5.0	D P	µg/L	5	9/27/2020 12:47:50 PM	A72179
1,2,3-Trichlorobenzene	ND	5.0	D P	µg/L	5	9/27/2020 12:47:50 PM	A72179
1,2,4-Trichlorobenzene	ND	5.0	D P	µg/L	5	9/27/2020 12:47:50 PM	A72179
1,1,1-Trichloroethane	ND	5.0	D P	µg/L	5	9/27/2020 12:47:50 PM	A72179
1,1,2-Trichloroethane	ND	5.0	D P	µg/L	5	9/27/2020 12:47:50 PM	A72179
Trichloroethene (TCE)	ND	5.0	D P	µg/L	5	9/27/2020 12:47:50 PM	A72179
Trichlorofluoromethane	ND	5.0	D P	µg/L	5	9/27/2020 12:47:50 PM	A72179
1,2,3-Trichloropropane	ND	10	D P	µg/L	5	9/27/2020 12:47:50 PM	A72179
Vinyl chloride	ND	5.0	D P	µg/L	5	9/27/2020 12:47:50 PM	A72179
Xylenes, Total	190	7.5	D P	µg/L	5	9/27/2020 12:47:50 PM	A72179
Surr: 1,2-Dichloroethane-d4	92.6	70-130	D P	%Rec	5	9/27/2020 12:47:50 PM	A72179
Surr: 4-Bromofluorobenzene	96.5	70-130	D P	%Rec	5	9/27/2020 12:47:50 PM	A72179
Surr: Dibromofluoromethane	88.3	70-130	D P	%Rec	5	9/27/2020 12:47:50 PM	A72179
Surr: Toluene-d8	102	70-130	D P	%Rec	5	9/27/2020 12:47:50 PM	A72179

Refer to the QC Summary report and sample login checklist for flagged QC data and preservation information.

Qualifiers:	*	Value exceeds Maximum Contaminant Level.	B	Analyte detected in the associated Method Blank
	D	Sample Diluted Due to Matrix	E	Value above quantitation range
	H	Holding times for preparation or analysis exceeded	J	Analyte detected below quantitation limits
	ND	Not Detected at the Reporting Limit	P	Sample pH Not In Range
	PQL	Practical Quantitative Limit	RL	Reporting Limit
	S	% Recovery outside of range due to dilution or matrix		

Page 2 of 22

Analytical Report

Lab Order: 2009D56

Hall Environmental Analysis Laboratory, Inc.

Date Reported: 10/9/2020

CLIENT: GHD
Project: WT-1

Lab Order: 2009D56

Lab ID: 2009D56-002

Collection Date: 9/22/2020 11:20:00 AM

Client Sample ID: GW-11209238-092220-CN-SVE-1A

Matrix: AQUEOUS

Analyses	Result	RL	Qual	Units	DF	Date Analyzed	Batch ID
EPA METHOD 300.0: ANIONS							Analyst: CAS
Sulfate	1200	25	*	mg/L	50	10/6/2020 2:55:17 AM	R72415
EPA METHOD 8260B: VOLATILES							Analyst: DJF
Benzene	20	5.0	D	µg/L	5	9/27/2020 2:17:31 PM	A72179
Toluene	ND	5.0	D	µg/L	5	9/27/2020 2:17:31 PM	A72179
Ethylbenzene	19	5.0	D	µg/L	5	9/27/2020 2:17:31 PM	A72179
Methyl tert-butyl ether (MTBE)	ND	5.0	D	µg/L	5	9/27/2020 2:17:31 PM	A72179
1,2,4-Trimethylbenzene	ND	5.0	D	µg/L	5	9/27/2020 2:17:31 PM	A72179
1,3,5-Trimethylbenzene	ND	5.0	D	µg/L	5	9/27/2020 2:17:31 PM	A72179
1,2-Dichloroethane (EDC)	ND	5.0	D	µg/L	5	9/27/2020 2:17:31 PM	A72179
1,2-Dibromoethane (EDB)	ND	5.0	D	µg/L	5	9/27/2020 2:17:31 PM	A72179
Naphthalene	16	10	D	µg/L	5	9/27/2020 2:17:31 PM	A72179
1-Methylnaphthalene	ND	20	D	µg/L	5	9/27/2020 2:17:31 PM	A72179
2-Methylnaphthalene	ND	20	D	µg/L	5	9/27/2020 2:17:31 PM	A72179
Acetone	ND	50	D	µg/L	5	9/27/2020 2:17:31 PM	A72179
Bromobenzene	ND	5.0	D	µg/L	5	9/27/2020 2:17:31 PM	A72179
Bromodichloromethane	ND	5.0	D	µg/L	5	9/27/2020 2:17:31 PM	A72179
Bromoform	ND	5.0	D	µg/L	5	9/27/2020 2:17:31 PM	A72179
Bromomethane	ND	15	D	µg/L	5	9/27/2020 2:17:31 PM	A72179
2-Butanone	ND	50	D	µg/L	5	9/27/2020 2:17:31 PM	A72179
Carbon disulfide	ND	50	D	µg/L	5	9/27/2020 2:17:31 PM	A72179
Carbon Tetrachloride	ND	5.0	D	µg/L	5	9/27/2020 2:17:31 PM	A72179
Chlorobenzene	ND	5.0	D	µg/L	5	9/27/2020 2:17:31 PM	A72179
Chloroethane	ND	10	D	µg/L	5	9/27/2020 2:17:31 PM	A72179
Chloroform	ND	5.0	D	µg/L	5	9/27/2020 2:17:31 PM	A72179
Chloromethane	ND	15	D	µg/L	5	9/27/2020 2:17:31 PM	A72179
2-Chlorotoluene	ND	5.0	D	µg/L	5	9/27/2020 2:17:31 PM	A72179
4-Chlorotoluene	ND	5.0	D	µg/L	5	9/27/2020 2:17:31 PM	A72179
cis-1,2-DCE	190	5.0	D	µg/L	5	9/27/2020 2:17:31 PM	A72179
cis-1,3-Dichloropropene	ND	5.0	D	µg/L	5	9/27/2020 2:17:31 PM	A72179
1,2-Dibromo-3-chloropropane	ND	10	D	µg/L	5	9/27/2020 2:17:31 PM	A72179
Dibromochloromethane	ND	5.0	D	µg/L	5	9/27/2020 2:17:31 PM	A72179
Dibromomethane	ND	5.0	D	µg/L	5	9/27/2020 2:17:31 PM	A72179
1,2-Dichlorobenzene	ND	5.0	D	µg/L	5	9/27/2020 2:17:31 PM	A72179
1,3-Dichlorobenzene	ND	5.0	D	µg/L	5	9/27/2020 2:17:31 PM	A72179
1,4-Dichlorobenzene	ND	5.0	D	µg/L	5	9/27/2020 2:17:31 PM	A72179
Dichlorodifluoromethane	ND	5.0	D	µg/L	5	9/27/2020 2:17:31 PM	A72179
1,1-Dichloroethane	200	5.0	D	µg/L	5	9/27/2020 2:17:31 PM	A72179
1,1-Dichloroethene	7.0	5.0	D	µg/L	5	9/27/2020 2:17:31 PM	A72179

Refer to the QC Summary report and sample login checklist for flagged QC data and preservation information.

Qualifiers:	*	Value exceeds Maximum Contaminant Level.	B	Analyte detected in the associated Method Blank
	D	Sample Diluted Due to Matrix	E	Value above quantitation range
	H	Holding times for preparation or analysis exceeded	J	Analyte detected below quantitation limits
	ND	Not Detected at the Reporting Limit	P	Sample pH Not In Range
	PQL	Practical Quantitative Limit	RL	Reporting Limit
	S	% Recovery outside of range due to dilution or matrix		

Analytical Report

Lab Order: 2009D56

Date Reported: 10/9/2020

Hall Environmental Analysis Laboratory, Inc.

CLIENT: GHD
Project: WT-1

Lab Order: 2009D56

EPA METHOD 8260B: VOLATILES

Analyst: DJF

1,2-Dichloropropane	ND	5.0	D	µg/L	5	9/27/2020 2:17:31 PM	A72179
1,3-Dichloropropane	ND	5.0	D	µg/L	5	9/27/2020 2:17:31 PM	A72179
2,2-Dichloropropane	ND	10	D	µg/L	5	9/27/2020 2:17:31 PM	A72179
1,1-Dichloropropene	ND	5.0	D	µg/L	5	9/27/2020 2:17:31 PM	A72179
Hexachlorobutadiene	ND	5.0	D	µg/L	5	9/27/2020 2:17:31 PM	A72179
2-Hexanone	ND	50	D	µg/L	5	9/27/2020 2:17:31 PM	A72179
Isopropylbenzene	ND	5.0	D	µg/L	5	9/27/2020 2:17:31 PM	A72179
4-Isopropyltoluene	ND	5.0	D	µg/L	5	9/27/2020 2:17:31 PM	A72179
4-Methyl-2-pentanone	ND	50	D	µg/L	5	9/27/2020 2:17:31 PM	A72179
Methylene Chloride	ND	15	D	µg/L	5	9/27/2020 2:17:31 PM	A72179
n-Butylbenzene	ND	15	D	µg/L	5	9/27/2020 2:17:31 PM	A72179
n-Propylbenzene	ND	5.0	D	µg/L	5	9/27/2020 2:17:31 PM	A72179
sec-Butylbenzene	ND	5.0	D	µg/L	5	9/27/2020 2:17:31 PM	A72179
Styrene	ND	5.0	D	µg/L	5	9/27/2020 2:17:31 PM	A72179
tert-Butylbenzene	ND	5.0	D	µg/L	5	9/27/2020 2:17:31 PM	A72179
1,1,1,2-Tetrachloroethane	ND	5.0	D	µg/L	5	9/27/2020 2:17:31 PM	A72179
1,1,2,2-Tetrachloroethane	ND	10	D	µg/L	5	9/27/2020 2:17:31 PM	A72179
Tetrachloroethene (PCE)	ND	5.0	D	µg/L	5	9/27/2020 2:17:31 PM	A72179
trans-1,2-DCE	ND	5.0	D	µg/L	5	9/27/2020 2:17:31 PM	A72179
trans-1,3-Dichloropropene	ND	5.0	D	µg/L	5	9/27/2020 2:17:31 PM	A72179
1,2,3-Trichlorobenzene	ND	5.0	D	µg/L	5	9/27/2020 2:17:31 PM	A72179
1,2,4-Trichlorobenzene	ND	5.0	D	µg/L	5	9/27/2020 2:17:31 PM	A72179
1,1,1-Trichloroethane	ND	5.0	D	µg/L	5	9/27/2020 2:17:31 PM	A72179
1,1,2-Trichloroethane	ND	5.0	D	µg/L	5	9/27/2020 2:17:31 PM	A72179
Trichloroethene (TCE)	13	5.0	D	µg/L	5	9/27/2020 2:17:31 PM	A72179
Trichlorofluoromethane	ND	5.0	D	µg/L	5	9/27/2020 2:17:31 PM	A72179
1,2,3-Trichloropropane	ND	10	D	µg/L	5	9/27/2020 2:17:31 PM	A72179
Vinyl chloride	ND	5.0	D	µg/L	5	9/27/2020 2:17:31 PM	A72179
Xylenes, Total	ND	7.5	D	µg/L	5	9/27/2020 2:17:31 PM	A72179
Surr: 1,2-Dichloroethane-d4	94.7	70-130	D	%Rec	5	9/27/2020 2:17:31 PM	A72179
Surr: 4-Bromofluorobenzene	93.7	70-130	D	%Rec	5	9/27/2020 2:17:31 PM	A72179
Surr: Dibromofluoromethane	91.8	70-130	D	%Rec	5	9/27/2020 2:17:31 PM	A72179
Surr: Toluene-d8	105	70-130	D	%Rec	5	9/27/2020 2:17:31 PM	A72179

Refer to the QC Summary report and sample login checklist for flagged QC data and preservation information.

Qualifiers:	*	Value exceeds Maximum Contaminant Level.	B	Analyte detected in the associated Method Blank
	D	Sample Diluted Due to Matrix	E	Value above quantitation range
	H	Holding times for preparation or analysis exceeded	J	Analyte detected below quantitation limits
	ND	Not Detected at the Reporting Limit	P	Sample pH Not In Range
	PQL	Practical Quantitative Limit	RL	Reporting Limit
	S	% Recovery outside of range due to dilution or matrix		

Analytical Report

Lab Order: 2009D56

Date Reported: 10/9/2020

Hall Environmental Analysis Laboratory, Inc.

CLIENT: GHD
Project: WT-1

Lab Order: 2009D56

Lab ID: 2009D56-003

Collection Date: 9/22/2020 1:20:00 PM

Client Sample ID: GW-11209238-092220-CN-SVE-12

Matrix: AQUEOUS

Analyses	Result	RL	Qual	Units	DF	Date Analyzed	Batch ID
EPA METHOD 300.0: ANIONS							Analyst: CAS
Sulfate	340	10	*	mg/L	20	9/23/2020 7:46:31 PM	R72073
EPA METHOD 8260B: VOLATILES							Analyst: DJF
Benzene	2200	200	P	µg/L	200	9/27/2020 2:47:25 PM	A72179
Toluene	ND	20	P	µg/L	20	9/27/2020 3:17:22 PM	A72179
Ethylbenzene	260	20	P	µg/L	20	9/27/2020 3:17:22 PM	A72179
Methyl tert-butyl ether (MTBE)	ND	20	P	µg/L	20	9/27/2020 3:17:22 PM	A72179
1,2,4-Trimethylbenzene	140	20	P	µg/L	20	9/27/2020 3:17:22 PM	A72179
1,3,5-Trimethylbenzene	ND	20	P	µg/L	20	9/27/2020 3:17:22 PM	A72179
1,2-Dichloroethane (EDC)	ND	20	P	µg/L	20	9/27/2020 3:17:22 PM	A72179
1,2-Dibromoethane (EDB)	ND	20	P	µg/L	20	9/27/2020 3:17:22 PM	A72179
Naphthalene	ND	40	P	µg/L	20	9/27/2020 3:17:22 PM	A72179
1-Methylnaphthalene	ND	80	P	µg/L	20	9/27/2020 3:17:22 PM	A72179
2-Methylnaphthalene	ND	80	P	µg/L	20	9/27/2020 3:17:22 PM	A72179
Acetone	ND	200	P	µg/L	20	9/27/2020 3:17:22 PM	A72179
Bromobenzene	ND	20	P	µg/L	20	9/27/2020 3:17:22 PM	A72179
Bromodichloromethane	ND	20	P	µg/L	20	9/27/2020 3:17:22 PM	A72179
Bromoform	ND	20	P	µg/L	20	9/27/2020 3:17:22 PM	A72179
Bromomethane	ND	60	P	µg/L	20	9/27/2020 3:17:22 PM	A72179
2-Butanone	ND	200	P	µg/L	20	9/27/2020 3:17:22 PM	A72179
Carbon disulfide	ND	200	P	µg/L	20	9/27/2020 3:17:22 PM	A72179
Carbon Tetrachloride	ND	20	P	µg/L	20	9/27/2020 3:17:22 PM	A72179
Chlorobenzene	ND	20	P	µg/L	20	9/27/2020 3:17:22 PM	A72179
Chloroethane	ND	40	P	µg/L	20	9/27/2020 3:17:22 PM	A72179
Chloroform	ND	20	P	µg/L	20	9/27/2020 3:17:22 PM	A72179
Chloromethane	ND	60	P	µg/L	20	9/27/2020 3:17:22 PM	A72179
2-Chlorotoluene	ND	20	P	µg/L	20	9/27/2020 3:17:22 PM	A72179
4-Chlorotoluene	ND	20	P	µg/L	20	9/27/2020 3:17:22 PM	A72179
cis-1,2-DCE	ND	20	P	µg/L	20	9/27/2020 3:17:22 PM	A72179
cis-1,3-Dichloropropene	ND	20	P	µg/L	20	9/27/2020 3:17:22 PM	A72179
1,2-Dibromo-3-chloropropane	ND	40	P	µg/L	20	9/27/2020 3:17:22 PM	A72179
Dibromochloromethane	ND	20	P	µg/L	20	9/27/2020 3:17:22 PM	A72179
Dibromomethane	ND	20	P	µg/L	20	9/27/2020 3:17:22 PM	A72179
1,2-Dichlorobenzene	ND	20	P	µg/L	20	9/27/2020 3:17:22 PM	A72179
1,3-Dichlorobenzene	ND	20	P	µg/L	20	9/27/2020 3:17:22 PM	A72179
1,4-Dichlorobenzene	ND	20	P	µg/L	20	9/27/2020 3:17:22 PM	A72179
Dichlorodifluoromethane	ND	20	P	µg/L	20	9/27/2020 3:17:22 PM	A72179
1,1-Dichloroethane	ND	20	P	µg/L	20	9/27/2020 3:17:22 PM	A72179
1,1-Dichloroethene	ND	20	P	µg/L	20	9/27/2020 3:17:22 PM	A72179

Refer to the QC Summary report and sample login checklist for flagged QC data and preservation information.

Qualifiers:	*	Value exceeds Maximum Contaminant Level.	B	Analyte detected in the associated Method Blank
	D	Sample Diluted Due to Matrix	E	Value above quantitation range
	H	Holding times for preparation or analysis exceeded	J	Analyte detected below quantitation limits
	ND	Not Detected at the Reporting Limit	P	Sample pH Not In Range
	PQL	Practical Quantitative Limit	RL	Reporting Limit
	S	% Recovery outside of range due to dilution or matrix		

Analytical Report

Lab Order: 2009D56

Hall Environmental Analysis Laboratory, Inc.

Date Reported: 10/9/2020

CLIENT: GHD
Project: WT-1

Lab Order: 2009D56

EPA METHOD 8260B: VOLATILES

Analyst: DJF

1,2-Dichloropropane	ND	20	P	µg/L	20	9/27/2020 3:17:22 PM	A72179
1,3-Dichloropropane	ND	20	P	µg/L	20	9/27/2020 3:17:22 PM	A72179
2,2-Dichloropropane	ND	40	P	µg/L	20	9/27/2020 3:17:22 PM	A72179
1,1-Dichloropropene	ND	20	P	µg/L	20	9/27/2020 3:17:22 PM	A72179
Hexachlorobutadiene	ND	20	P	µg/L	20	9/27/2020 3:17:22 PM	A72179
2-Hexanone	ND	200	P	µg/L	20	9/27/2020 3:17:22 PM	A72179
Isopropylbenzene	27	20	P	µg/L	20	9/27/2020 3:17:22 PM	A72179
4-Isopropyltoluene	ND	20	P	µg/L	20	9/27/2020 3:17:22 PM	A72179
4-Methyl-2-pentanone	ND	200	P	µg/L	20	9/27/2020 3:17:22 PM	A72179
Methylene Chloride	ND	60	P	µg/L	20	9/27/2020 3:17:22 PM	A72179
n-Butylbenzene	ND	60	P	µg/L	20	9/27/2020 3:17:22 PM	A72179
n-Propylbenzene	35	20	P	µg/L	20	9/27/2020 3:17:22 PM	A72179
sec-Butylbenzene	ND	20	P	µg/L	20	9/27/2020 3:17:22 PM	A72179
Styrene	ND	20	P	µg/L	20	9/27/2020 3:17:22 PM	A72179
tert-Butylbenzene	ND	20	P	µg/L	20	9/27/2020 3:17:22 PM	A72179
1,1,1,2-Tetrachloroethane	ND	20	P	µg/L	20	9/27/2020 3:17:22 PM	A72179
1,1,2,2-Tetrachloroethane	ND	40	P	µg/L	20	9/27/2020 3:17:22 PM	A72179
Tetrachloroethene (PCE)	ND	20	P	µg/L	20	9/27/2020 3:17:22 PM	A72179
trans-1,2-DCE	ND	20	P	µg/L	20	9/27/2020 3:17:22 PM	A72179
trans-1,3-Dichloropropene	ND	20	P	µg/L	20	9/27/2020 3:17:22 PM	A72179
1,2,3-Trichlorobenzene	ND	20	P	µg/L	20	9/27/2020 3:17:22 PM	A72179
1,2,4-Trichlorobenzene	ND	20	P	µg/L	20	9/27/2020 3:17:22 PM	A72179
1,1,1-Trichloroethane	ND	20	P	µg/L	20	9/27/2020 3:17:22 PM	A72179
1,1,2-Trichloroethane	ND	20	P	µg/L	20	9/27/2020 3:17:22 PM	A72179
Trichloroethene (TCE)	ND	20	P	µg/L	20	9/27/2020 3:17:22 PM	A72179
Trichlorofluoromethane	ND	20	P	µg/L	20	9/27/2020 3:17:22 PM	A72179
1,2,3-Trichloropropane	ND	40	P	µg/L	20	9/27/2020 3:17:22 PM	A72179
Vinyl chloride	ND	20	P	µg/L	20	9/27/2020 3:17:22 PM	A72179
Xylenes, Total	200	30	P	µg/L	20	9/27/2020 3:17:22 PM	A72179
Surr: 1,2-Dichloroethane-d4	96.3	70-130	P	%Rec	20	9/27/2020 3:17:22 PM	A72179
Surr: 4-Bromofluorobenzene	100	70-130	P	%Rec	20	9/27/2020 3:17:22 PM	A72179
Surr: Dibromofluoromethane	93.4	70-130	P	%Rec	20	9/27/2020 3:17:22 PM	A72179
Surr: Toluene-d8	102	70-130	P	%Rec	20	9/27/2020 3:17:22 PM	A72179

Refer to the QC Summary report and sample login checklist for flagged QC data and preservation information.

Qualifiers:	*	Value exceeds Maximum Contaminant Level.	B	Analyte detected in the associated Method Blank
	D	Sample Diluted Due to Matrix	E	Value above quantitation range
	H	Holding times for preparation or analysis exceeded	J	Analyte detected below quantitation limits
	ND	Not Detected at the Reporting Limit	P	Sample pH Not In Range
	PQL	Practical Quantitative Limit	RL	Reporting Limit
	S	% Recovery outside of range due to dilution or matrix		

Analytical Report

Lab Order: 2009D56

Date Reported: 10/9/2020

Hall Environmental Analysis Laboratory, Inc.

CLIENT: GHD
Project: WT-1

Lab Order: 2009D56

Lab ID: 2009D56-004

Collection Date: 9/22/2020 2:20:00 PM

Client Sample ID: GW-11209238-092220-CN-SVE-13

Matrix: AQUEOUS

Analyses	Result	RL	Qual	Units	DF	Date Analyzed	Batch ID
EPA METHOD 300.0: ANIONS							Analyst: CAS
Sulfate	500	10	*	mg/L	20	9/23/2020 9:00:58 PM	R72073
EPA METHOD 8260B: VOLATILES							Analyst: DJF
Benzene	470	5.0	D	µg/L	5	9/27/2020 3:47:21 PM	A72179
Toluene	ND	5.0	D	µg/L	5	9/27/2020 3:47:21 PM	A72179
Ethylbenzene	ND	5.0	D	µg/L	5	9/27/2020 3:47:21 PM	A72179
Methyl tert-butyl ether (MTBE)	ND	5.0	D	µg/L	5	9/27/2020 3:47:21 PM	A72179
1,2,4-Trimethylbenzene	ND	5.0	D	µg/L	5	9/27/2020 3:47:21 PM	A72179
1,3,5-Trimethylbenzene	ND	5.0	D	µg/L	5	9/27/2020 3:47:21 PM	A72179
1,2-Dichloroethane (EDC)	ND	5.0	D	µg/L	5	9/27/2020 3:47:21 PM	A72179
1,2-Dibromoethane (EDB)	ND	5.0	D	µg/L	5	9/27/2020 3:47:21 PM	A72179
Naphthalene	ND	10	D	µg/L	5	9/27/2020 3:47:21 PM	A72179
1-Methylnaphthalene	ND	20	D	µg/L	5	9/27/2020 3:47:21 PM	A72179
2-Methylnaphthalene	ND	20	D	µg/L	5	9/27/2020 3:47:21 PM	A72179
Acetone	ND	50	D	µg/L	5	9/27/2020 3:47:21 PM	A72179
Bromobenzene	ND	5.0	D	µg/L	5	9/27/2020 3:47:21 PM	A72179
Bromodichloromethane	ND	5.0	D	µg/L	5	9/27/2020 3:47:21 PM	A72179
Bromoform	ND	5.0	D	µg/L	5	9/27/2020 3:47:21 PM	A72179
Bromomethane	ND	15	D	µg/L	5	9/27/2020 3:47:21 PM	A72179
2-Butanone	ND	50	D	µg/L	5	9/27/2020 3:47:21 PM	A72179
Carbon disulfide	ND	50	D	µg/L	5	9/27/2020 3:47:21 PM	A72179
Carbon Tetrachloride	ND	5.0	D	µg/L	5	9/27/2020 3:47:21 PM	A72179
Chlorobenzene	ND	5.0	D	µg/L	5	9/27/2020 3:47:21 PM	A72179
Chloroethane	ND	10	D	µg/L	5	9/27/2020 3:47:21 PM	A72179
Chloroform	ND	5.0	D	µg/L	5	9/27/2020 3:47:21 PM	A72179
Chloromethane	ND	15	D	µg/L	5	9/27/2020 3:47:21 PM	A72179
2-Chlorotoluene	ND	5.0	D	µg/L	5	9/27/2020 3:47:21 PM	A72179
4-Chlorotoluene	ND	5.0	D	µg/L	5	9/27/2020 3:47:21 PM	A72179
cis-1,2-DCE	ND	5.0	D	µg/L	5	9/27/2020 3:47:21 PM	A72179
cis-1,3-Dichloropropene	ND	5.0	D	µg/L	5	9/27/2020 3:47:21 PM	A72179
1,2-Dibromo-3-chloropropane	ND	10	D	µg/L	5	9/27/2020 3:47:21 PM	A72179
Dibromochloromethane	ND	5.0	D	µg/L	5	9/27/2020 3:47:21 PM	A72179
Dibromomethane	ND	5.0	D	µg/L	5	9/27/2020 3:47:21 PM	A72179
1,2-Dichlorobenzene	ND	5.0	D	µg/L	5	9/27/2020 3:47:21 PM	A72179
1,3-Dichlorobenzene	ND	5.0	D	µg/L	5	9/27/2020 3:47:21 PM	A72179
1,4-Dichlorobenzene	ND	5.0	D	µg/L	5	9/27/2020 3:47:21 PM	A72179
Dichlorodifluoromethane	ND	5.0	D	µg/L	5	9/27/2020 3:47:21 PM	A72179
1,1-Dichloroethane	ND	5.0	D	µg/L	5	9/27/2020 3:47:21 PM	A72179
1,1-Dichloroethene	ND	5.0	D	µg/L	5	9/27/2020 3:47:21 PM	A72179

Refer to the QC Summary report and sample login checklist for flagged QC data and preservation information.

Qualifiers:	*	Value exceeds Maximum Contaminant Level.	B	Analyte detected in the associated Method Blank
	D	Sample Diluted Due to Matrix	E	Value above quantitation range
	H	Holding times for preparation or analysis exceeded	J	Analyte detected below quantitation limits
	ND	Not Detected at the Reporting Limit	P	Sample pH Not In Range
	PQL	Practical Quantitative Limit	RL	Reporting Limit
	S	% Recovery outside of range due to dilution or matrix		

Analytical Report

Lab Order: 2009D56

Date Reported: 10/9/2020

Hall Environmental Analysis Laboratory, Inc.

CLIENT: GHD
Project: WT-1

Lab Order: 2009D56

EPA METHOD 8260B: VOLATILES

Analyst: DJF

1,2-Dichloropropane	ND	5.0	D	µg/L	5	9/27/2020 3:47:21 PM	A72179
1,3-Dichloropropane	ND	5.0	D	µg/L	5	9/27/2020 3:47:21 PM	A72179
2,2-Dichloropropane	ND	10	D	µg/L	5	9/27/2020 3:47:21 PM	A72179
1,1-Dichloropropene	ND	5.0	D	µg/L	5	9/27/2020 3:47:21 PM	A72179
Hexachlorobutadiene	ND	5.0	D	µg/L	5	9/27/2020 3:47:21 PM	A72179
2-Hexanone	ND	50	D	µg/L	5	9/27/2020 3:47:21 PM	A72179
Isopropylbenzene	ND	5.0	D	µg/L	5	9/27/2020 3:47:21 PM	A72179
4-Isopropyltoluene	ND	5.0	D	µg/L	5	9/27/2020 3:47:21 PM	A72179
4-Methyl-2-pentanone	ND	50	D	µg/L	5	9/27/2020 3:47:21 PM	A72179
Methylene Chloride	ND	15	D	µg/L	5	9/27/2020 3:47:21 PM	A72179
n-Butylbenzene	ND	15	D	µg/L	5	9/27/2020 3:47:21 PM	A72179
n-Propylbenzene	ND	5.0	D	µg/L	5	9/27/2020 3:47:21 PM	A72179
sec-Butylbenzene	ND	5.0	D	µg/L	5	9/27/2020 3:47:21 PM	A72179
Styrene	ND	5.0	D	µg/L	5	9/27/2020 3:47:21 PM	A72179
tert-Butylbenzene	ND	5.0	D	µg/L	5	9/27/2020 3:47:21 PM	A72179
1,1,1,2-Tetrachloroethane	ND	5.0	D	µg/L	5	9/27/2020 3:47:21 PM	A72179
1,1,2,2-Tetrachloroethane	ND	10	D	µg/L	5	9/27/2020 3:47:21 PM	A72179
Tetrachloroethene (PCE)	ND	5.0	D	µg/L	5	9/27/2020 3:47:21 PM	A72179
trans-1,2-DCE	ND	5.0	D	µg/L	5	9/27/2020 3:47:21 PM	A72179
trans-1,3-Dichloropropene	ND	5.0	D	µg/L	5	9/27/2020 3:47:21 PM	A72179
1,2,3-Trichlorobenzene	ND	5.0	D	µg/L	5	9/27/2020 3:47:21 PM	A72179
1,2,4-Trichlorobenzene	ND	5.0	D	µg/L	5	9/27/2020 3:47:21 PM	A72179
1,1,1-Trichloroethane	ND	5.0	D	µg/L	5	9/27/2020 3:47:21 PM	A72179
1,1,2-Trichloroethane	ND	5.0	D	µg/L	5	9/27/2020 3:47:21 PM	A72179
Trichloroethene (TCE)	ND	5.0	D	µg/L	5	9/27/2020 3:47:21 PM	A72179
Trichlorofluoromethane	ND	5.0	D	µg/L	5	9/27/2020 3:47:21 PM	A72179
1,2,3-Trichloropropane	ND	10	D	µg/L	5	9/27/2020 3:47:21 PM	A72179
Vinyl chloride	ND	5.0	D	µg/L	5	9/27/2020 3:47:21 PM	A72179
Xylenes, Total	9.6	7.5	D	µg/L	5	9/27/2020 3:47:21 PM	A72179
Surr: 1,2-Dichloroethane-d4	97.0	70-130	D	%Rec	5	9/27/2020 3:47:21 PM	A72179
Surr: 4-Bromofluorobenzene	99.1	70-130	D	%Rec	5	9/27/2020 3:47:21 PM	A72179
Surr: Dibromofluoromethane	89.9	70-130	D	%Rec	5	9/27/2020 3:47:21 PM	A72179
Surr: Toluene-d8	106	70-130	D	%Rec	5	9/27/2020 3:47:21 PM	A72179

Refer to the QC Summary report and sample login checklist for flagged QC data and preservation information.

Qualifiers:	*	Value exceeds Maximum Contaminant Level.	B	Analyte detected in the associated Method Blank
	D	Sample Diluted Due to Matrix	E	Value above quantitation range
	H	Holding times for preparation or analysis exceeded	J	Analyte detected below quantitation limits
	ND	Not Detected at the Reporting Limit	P	Sample pH Not In Range
	PQL	Practical Quantitative Limit	RL	Reporting Limit
	S	% Recovery outside of range due to dilution or matrix		

Analytical Report

Lab Order: 2009D56

Date Reported: 10/9/2020

Hall Environmental Analysis Laboratory, Inc.

CLIENT: GHD
Project: WT-1

Lab Order: 2009D56

Lab ID: 2009D56-005

Collection Date: 9/22/2020 3:10:00 PM

Client Sample ID: GW-11209238-092220-CN-SVE-14

Matrix: AQUEOUS

Analyses	Result	RL	Qual	Units	DF	Date Analyzed	Batch ID
EPA METHOD 300.0: ANIONS							Analyst: CAS
Sulfate	510	10	*	mg/L	20	9/23/2020 9:25:48 PM	R72073
EPA METHOD 8260B: VOLATILES							Analyst: DJF
Benzene	17	5.0	D	µg/L	5	9/27/2020 4:17:17 PM	A72179
Toluene	ND	5.0	D	µg/L	5	9/27/2020 4:17:17 PM	A72179
Ethylbenzene	17	5.0	D	µg/L	5	9/27/2020 4:17:17 PM	A72179
Methyl tert-butyl ether (MTBE)	ND	5.0	D	µg/L	5	9/27/2020 4:17:17 PM	A72179
1,2,4-Trimethylbenzene	19	5.0	D	µg/L	5	9/27/2020 4:17:17 PM	A72179
1,3,5-Trimethylbenzene	27	5.0	D	µg/L	5	9/27/2020 4:17:17 PM	A72179
1,2-Dichloroethane (EDC)	ND	5.0	D	µg/L	5	9/27/2020 4:17:17 PM	A72179
1,2-Dibromoethane (EDB)	ND	5.0	D	µg/L	5	9/27/2020 4:17:17 PM	A72179
Naphthalene	ND	10	D	µg/L	5	9/27/2020 4:17:17 PM	A72179
1-Methylnaphthalene	ND	20	D	µg/L	5	9/27/2020 4:17:17 PM	A72179
2-Methylnaphthalene	ND	20	D	µg/L	5	9/27/2020 4:17:17 PM	A72179
Acetone	ND	50	D	µg/L	5	9/27/2020 4:17:17 PM	A72179
Bromobenzene	ND	5.0	D	µg/L	5	9/27/2020 4:17:17 PM	A72179
Bromodichloromethane	ND	5.0	D	µg/L	5	9/27/2020 4:17:17 PM	A72179
Bromoform	ND	5.0	D	µg/L	5	9/27/2020 4:17:17 PM	A72179
Bromomethane	ND	15	D	µg/L	5	9/27/2020 4:17:17 PM	A72179
2-Butanone	ND	50	D	µg/L	5	9/27/2020 4:17:17 PM	A72179
Carbon disulfide	ND	50	D	µg/L	5	9/27/2020 4:17:17 PM	A72179
Carbon Tetrachloride	ND	5.0	D	µg/L	5	9/27/2020 4:17:17 PM	A72179
Chlorobenzene	ND	5.0	D	µg/L	5	9/27/2020 4:17:17 PM	A72179
Chloroethane	ND	10	D	µg/L	5	9/27/2020 4:17:17 PM	A72179
Chloroform	ND	5.0	D	µg/L	5	9/27/2020 4:17:17 PM	A72179
Chloromethane	ND	15	D	µg/L	5	9/27/2020 4:17:17 PM	A72179
2-Chlorotoluene	ND	5.0	D	µg/L	5	9/27/2020 4:17:17 PM	A72179
4-Chlorotoluene	ND	5.0	D	µg/L	5	9/27/2020 4:17:17 PM	A72179
cis-1,2-DCE	ND	5.0	D	µg/L	5	9/27/2020 4:17:17 PM	A72179
cis-1,3-Dichloropropene	ND	5.0	D	µg/L	5	9/27/2020 4:17:17 PM	A72179
1,2-Dibromo-3-chloropropane	ND	10	D	µg/L	5	9/27/2020 4:17:17 PM	A72179
Dibromochloromethane	ND	5.0	D	µg/L	5	9/27/2020 4:17:17 PM	A72179
Dibromomethane	ND	5.0	D	µg/L	5	9/27/2020 4:17:17 PM	A72179
1,2-Dichlorobenzene	ND	5.0	D	µg/L	5	9/27/2020 4:17:17 PM	A72179
1,3-Dichlorobenzene	ND	5.0	D	µg/L	5	9/27/2020 4:17:17 PM	A72179
1,4-Dichlorobenzene	ND	5.0	D	µg/L	5	9/27/2020 4:17:17 PM	A72179
Dichlorodifluoromethane	ND	5.0	D	µg/L	5	9/27/2020 4:17:17 PM	A72179
1,1-Dichloroethane	ND	5.0	D	µg/L	5	9/27/2020 4:17:17 PM	A72179
1,1-Dichloroethene	ND	5.0	D	µg/L	5	9/27/2020 4:17:17 PM	A72179

Refer to the QC Summary report and sample login checklist for flagged QC data and preservation information.

Qualifiers:	*	Value exceeds Maximum Contaminant Level.	B	Analyte detected in the associated Method Blank
	D	Sample Diluted Due to Matrix	E	Value above quantitation range
	H	Holding times for preparation or analysis exceeded	J	Analyte detected below quantitation limits
	ND	Not Detected at the Reporting Limit	P	Sample pH Not In Range
	PQL	Practical Quantitative Limit	RL	Reporting Limit
	S	% Recovery outside of range due to dilution or matrix		

Analytical Report

Lab Order: 2009D56

Hall Environmental Analysis Laboratory, Inc.

Date Reported: 10/9/2020

CLIENT: GHD
Project: WT-1

Lab Order: 2009D56

EPA METHOD 8260B: VOLATILES

Analyst: DJF

1,2-Dichloropropane	ND	5.0	D	µg/L	5	9/27/2020 4:17:17 PM	A72179
1,3-Dichloropropane	ND	5.0	D	µg/L	5	9/27/2020 4:17:17 PM	A72179
2,2-Dichloropropane	ND	10	D	µg/L	5	9/27/2020 4:17:17 PM	A72179
1,1-Dichloropropene	ND	5.0	D	µg/L	5	9/27/2020 4:17:17 PM	A72179
Hexachlorobutadiene	ND	5.0	D	µg/L	5	9/27/2020 4:17:17 PM	A72179
2-Hexanone	ND	50	D	µg/L	5	9/27/2020 4:17:17 PM	A72179
Isopropylbenzene	6.1	5.0	D	µg/L	5	9/27/2020 4:17:17 PM	A72179
4-Isopropyltoluene	ND	5.0	D	µg/L	5	9/27/2020 4:17:17 PM	A72179
4-Methyl-2-pentanone	ND	50	D	µg/L	5	9/27/2020 4:17:17 PM	A72179
Methylene Chloride	ND	15	D	µg/L	5	9/27/2020 4:17:17 PM	A72179
n-Butylbenzene	ND	15	D	µg/L	5	9/27/2020 4:17:17 PM	A72179
n-Propylbenzene	8.0	5.0	D	µg/L	5	9/27/2020 4:17:17 PM	A72179
sec-Butylbenzene	ND	5.0	D	µg/L	5	9/27/2020 4:17:17 PM	A72179
Styrene	ND	5.0	D	µg/L	5	9/27/2020 4:17:17 PM	A72179
tert-Butylbenzene	ND	5.0	D	µg/L	5	9/27/2020 4:17:17 PM	A72179
1,1,1,2-Tetrachloroethane	ND	5.0	D	µg/L	5	9/27/2020 4:17:17 PM	A72179
1,1,2,2-Tetrachloroethane	ND	10	D	µg/L	5	9/27/2020 4:17:17 PM	A72179
Tetrachloroethene (PCE)	ND	5.0	D	µg/L	5	9/27/2020 4:17:17 PM	A72179
trans-1,2-DCE	ND	5.0	D	µg/L	5	9/27/2020 4:17:17 PM	A72179
trans-1,3-Dichloropropene	ND	5.0	D	µg/L	5	9/27/2020 4:17:17 PM	A72179
1,2,3-Trichlorobenzene	ND	5.0	D	µg/L	5	9/27/2020 4:17:17 PM	A72179
1,2,4-Trichlorobenzene	ND	5.0	D	µg/L	5	9/27/2020 4:17:17 PM	A72179
1,1,1-Trichloroethane	ND	5.0	D	µg/L	5	9/27/2020 4:17:17 PM	A72179
1,1,2-Trichloroethane	ND	5.0	D	µg/L	5	9/27/2020 4:17:17 PM	A72179
Trichloroethene (TCE)	ND	5.0	D	µg/L	5	9/27/2020 4:17:17 PM	A72179
Trichlorofluoromethane	ND	5.0	D	µg/L	5	9/27/2020 4:17:17 PM	A72179
1,2,3-Trichloropropane	ND	10	D	µg/L	5	9/27/2020 4:17:17 PM	A72179
Vinyl chloride	ND	5.0	D	µg/L	5	9/27/2020 4:17:17 PM	A72179
Xylenes, Total	9.2	7.5	D	µg/L	5	9/27/2020 4:17:17 PM	A72179
Surr: 1,2-Dichloroethane-d4	95.6	70-130	D	%Rec	5	9/27/2020 4:17:17 PM	A72179
Surr: 4-Bromofluorobenzene	101	70-130	D	%Rec	5	9/27/2020 4:17:17 PM	A72179
Surr: Dibromofluoromethane	91.5	70-130	D	%Rec	5	9/27/2020 4:17:17 PM	A72179
Surr: Toluene-d8	105	70-130	D	%Rec	5	9/27/2020 4:17:17 PM	A72179

Refer to the QC Summary report and sample login checklist for flagged QC data and preservation information.

Qualifiers:	*	Value exceeds Maximum Contaminant Level.	B	Analyte detected in the associated Method Blank
	D	Sample Diluted Due to Matrix	E	Value above quantitation range
	H	Holding times for preparation or analysis exceeded	J	Analyte detected below quantitation limits
	ND	Not Detected at the Reporting Limit	P	Sample pH Not In Range
	PQL	Practical Quantitative Limit	RL	Reporting Limit
	S	% Recovery outside of range due to dilution or matrix		

Page 10 of 22

Analytical Report

Lab Order: 2009D56

Date Reported: 10/9/2020

Hall Environmental Analysis Laboratory, Inc.

CLIENT: GHD
Project: WT-1

Lab Order: 2009D56

Lab ID: 2009D56-006

Collection Date: 9/22/2020 9:20:00 AM

Client Sample ID: GW-11209238-092220-CN-MW-5

Matrix: AQUEOUS

Analyses	Result	RL	Qual	Units	DF	Date Analyzed	Batch ID
EPA METHOD 300.0: ANIONS							Analyst: CAS
Sulfate	3.2	2.5		mg/L	5	9/23/2020 9:38:12 PM	R72073
EPA METHOD 8260B: VOLATILES							Analyst: DJF
Benzene	13	1.0		µg/L	1	9/27/2020 5:16:59 PM	A72179
Toluene	2.3	1.0		µg/L	1	9/27/2020 5:16:59 PM	A72179
Ethylbenzene	5.8	1.0		µg/L	1	9/27/2020 5:16:59 PM	A72179
Methyl tert-butyl ether (MTBE)	ND	1.0		µg/L	1	9/27/2020 5:16:59 PM	A72179
1,2,4-Trimethylbenzene	7.0	1.0		µg/L	1	9/27/2020 5:16:59 PM	A72179
1,3,5-Trimethylbenzene	1.9	1.0		µg/L	1	9/27/2020 5:16:59 PM	A72179
1,2-Dichloroethane (EDC)	ND	1.0		µg/L	1	9/27/2020 5:16:59 PM	A72179
1,2-Dibromoethane (EDB)	ND	1.0		µg/L	1	9/27/2020 5:16:59 PM	A72179
Naphthalene	8.0	2.0		µg/L	1	9/27/2020 5:16:59 PM	A72179
1-Methylnaphthalene	ND	4.0		µg/L	1	9/27/2020 5:16:59 PM	A72179
2-Methylnaphthalene	ND	4.0		µg/L	1	9/27/2020 5:16:59 PM	A72179
Acetone	ND	10		µg/L	1	9/27/2020 5:16:59 PM	A72179
Bromobenzene	ND	1.0		µg/L	1	9/27/2020 5:16:59 PM	A72179
Bromodichloromethane	ND	1.0		µg/L	1	9/27/2020 5:16:59 PM	A72179
Bromoform	ND	1.0		µg/L	1	9/27/2020 5:16:59 PM	A72179
Bromomethane	ND	3.0		µg/L	1	9/27/2020 5:16:59 PM	A72179
2-Butanone	ND	10		µg/L	1	9/27/2020 5:16:59 PM	A72179
Carbon disulfide	ND	10		µg/L	1	9/27/2020 5:16:59 PM	A72179
Carbon Tetrachloride	ND	1.0		µg/L	1	9/27/2020 5:16:59 PM	A72179
Chlorobenzene	ND	1.0		µg/L	1	9/27/2020 5:16:59 PM	A72179
Chloroethane	ND	2.0		µg/L	1	9/27/2020 5:16:59 PM	A72179
Chloroform	ND	1.0		µg/L	1	9/27/2020 5:16:59 PM	A72179
Chloromethane	ND	3.0		µg/L	1	9/27/2020 5:16:59 PM	A72179
2-Chlorotoluene	ND	1.0		µg/L	1	9/27/2020 5:16:59 PM	A72179
4-Chlorotoluene	ND	1.0		µg/L	1	9/27/2020 5:16:59 PM	A72179
cis-1,2-DCE	27	1.0		µg/L	1	9/27/2020 5:16:59 PM	A72179
cis-1,3-Dichloropropene	ND	1.0		µg/L	1	9/27/2020 5:16:59 PM	A72179
1,2-Dibromo-3-chloropropane	ND	2.0		µg/L	1	9/27/2020 5:16:59 PM	A72179
Dibromochloromethane	ND	1.0		µg/L	1	9/27/2020 5:16:59 PM	A72179
Dibromomethane	ND	1.0		µg/L	1	9/27/2020 5:16:59 PM	A72179
1,2-Dichlorobenzene	ND	1.0		µg/L	1	9/27/2020 5:16:59 PM	A72179
1,3-Dichlorobenzene	ND	1.0		µg/L	1	9/27/2020 5:16:59 PM	A72179
1,4-Dichlorobenzene	ND	1.0		µg/L	1	9/27/2020 5:16:59 PM	A72179
Dichlorodifluoromethane	ND	1.0		µg/L	1	9/27/2020 5:16:59 PM	A72179
1,1-Dichloroethane	110	10		µg/L	10	9/27/2020 4:47:11 PM	A72179
1,1-Dichloroethene	1.7	1.0		µg/L	1	9/27/2020 5:16:59 PM	A72179

Refer to the QC Summary report and sample login checklist for flagged QC data and preservation information.

Qualifiers:	*	Value exceeds Maximum Contaminant Level.	B	Analyte detected in the associated Method Blank
	D	Sample Diluted Due to Matrix	E	Value above quantitation range
	H	Holding times for preparation or analysis exceeded	J	Analyte detected below quantitation limits
	ND	Not Detected at the Reporting Limit	P	Sample pH Not In Range
	PQL	Practical Quantitative Limit	RL	Reporting Limit
	S	% Recovery outside of range due to dilution or matrix		

Analytical Report

Lab Order: 2009D56

Hall Environmental Analysis Laboratory, Inc.

Date Reported: 10/9/2020

CLIENT: GHD
Project: WT-1

Lab Order: 2009D56

EPA METHOD 8260B: VOLATILES

Analyst: DJF

1,2-Dichloropropane	ND	1.0	µg/L	1	9/27/2020 5:16:59 PM	A72179
1,3-Dichloropropane	ND	1.0	µg/L	1	9/27/2020 5:16:59 PM	A72179
2,2-Dichloropropane	ND	2.0	µg/L	1	9/27/2020 5:16:59 PM	A72179
1,1-Dichloropropene	ND	1.0	µg/L	1	9/27/2020 5:16:59 PM	A72179
Hexachlorobutadiene	ND	1.0	µg/L	1	9/27/2020 5:16:59 PM	A72179
2-Hexanone	ND	10	µg/L	1	9/27/2020 5:16:59 PM	A72179
Isopropylbenzene	ND	1.0	µg/L	1	9/27/2020 5:16:59 PM	A72179
4-Isopropyltoluene	ND	1.0	µg/L	1	9/27/2020 5:16:59 PM	A72179
4-Methyl-2-pentanone	ND	10	µg/L	1	9/27/2020 5:16:59 PM	A72179
Methylene Chloride	ND	3.0	µg/L	1	9/27/2020 5:16:59 PM	A72179
n-Butylbenzene	ND	3.0	µg/L	1	9/27/2020 5:16:59 PM	A72179
n-Propylbenzene	ND	1.0	µg/L	1	9/27/2020 5:16:59 PM	A72179
sec-Butylbenzene	ND	1.0	µg/L	1	9/27/2020 5:16:59 PM	A72179
Styrene	ND	1.0	µg/L	1	9/27/2020 5:16:59 PM	A72179
tert-Butylbenzene	ND	1.0	µg/L	1	9/27/2020 5:16:59 PM	A72179
1,1,1,2-Tetrachloroethane	ND	1.0	µg/L	1	9/27/2020 5:16:59 PM	A72179
1,1,2,2-Tetrachloroethane	ND	2.0	µg/L	1	9/27/2020 5:16:59 PM	A72179
Tetrachloroethene (PCE)	ND	1.0	µg/L	1	9/27/2020 5:16:59 PM	A72179
trans-1,2-DCE	ND	1.0	µg/L	1	9/27/2020 5:16:59 PM	A72179
trans-1,3-Dichloropropene	ND	1.0	µg/L	1	9/27/2020 5:16:59 PM	A72179
1,2,3-Trichlorobenzene	ND	1.0	µg/L	1	9/27/2020 5:16:59 PM	A72179
1,2,4-Trichlorobenzene	ND	1.0	µg/L	1	9/27/2020 5:16:59 PM	A72179
1,1,1-Trichloroethane	ND	1.0	µg/L	1	9/27/2020 5:16:59 PM	A72179
1,1,2-Trichloroethane	ND	1.0	µg/L	1	9/27/2020 5:16:59 PM	A72179
Trichloroethene (TCE)	22	1.0	µg/L	1	9/27/2020 5:16:59 PM	A72179
Trichlorofluoromethane	ND	1.0	µg/L	1	9/27/2020 5:16:59 PM	A72179
1,2,3-Trichloropropane	ND	2.0	µg/L	1	9/27/2020 5:16:59 PM	A72179
Vinyl chloride	ND	1.0	µg/L	1	9/27/2020 5:16:59 PM	A72179
Xylenes, Total	8.2	1.5	µg/L	1	9/27/2020 5:16:59 PM	A72179
Surr: 1,2-Dichloroethane-d4	97.4	70-130	%Rec	1	9/27/2020 5:16:59 PM	A72179
Surr: 4-Bromofluorobenzene	94.3	70-130	%Rec	1	9/27/2020 5:16:59 PM	A72179
Surr: Dibromofluoromethane	101	70-130	%Rec	1	9/27/2020 5:16:59 PM	A72179
Surr: Toluene-d8	108	70-130	%Rec	1	9/27/2020 5:16:59 PM	A72179

Refer to the QC Summary report and sample login checklist for flagged QC data and preservation information.

Qualifiers:	*	Value exceeds Maximum Contaminant Level.	B	Analyte detected in the associated Method Blank
	D	Sample Diluted Due to Matrix	E	Value above quantitation range
	H	Holding times for preparation or analysis exceeded	J	Analyte detected below quantitation limits
	ND	Not Detected at the Reporting Limit	P	Sample pH Not In Range
	PQL	Practical Quantitative Limit	RL	Reporting Limit
	S	% Recovery outside of range due to dilution or matrix		

Analytical Report

Lab Order: 2009D56

Date Reported: 10/9/2020

Hall Environmental Analysis Laboratory, Inc.

CLIENT: GHD
Project: WT-1

Lab Order: 2009D56

Lab ID: 2009D56-007

Collection Date: 9/22/2020 10:20:00 AM

Client Sample ID: GW-11209238-092220-CN-MW-8

Matrix: AQUEOUS

Analyses	Result	RL	Qual	Units	DF	Date Analyzed	Batch ID
EPA METHOD 300.0: ANIONS							Analyst: CAS
Sulfate	340	10	*	mg/L	20	9/23/2020 10:15:27 PM	R72073
EPA METHOD 8260B: VOLATILES							Analyst: DJF
Benzene	2.2	1.0		µg/L	1	9/27/2020 5:46:44 PM	A72179
Toluene	ND	1.0		µg/L	1	9/27/2020 5:46:44 PM	A72179
Ethylbenzene	ND	1.0		µg/L	1	9/27/2020 5:46:44 PM	A72179
Methyl tert-butyl ether (MTBE)	ND	1.0		µg/L	1	9/27/2020 5:46:44 PM	A72179
1,2,4-Trimethylbenzene	ND	1.0		µg/L	1	9/27/2020 5:46:44 PM	A72179
1,3,5-Trimethylbenzene	ND	1.0		µg/L	1	9/27/2020 5:46:44 PM	A72179
1,2-Dichloroethane (EDC)	ND	1.0		µg/L	1	9/27/2020 5:46:44 PM	A72179
1,2-Dibromoethane (EDB)	ND	1.0		µg/L	1	9/27/2020 5:46:44 PM	A72179
Naphthalene	ND	2.0		µg/L	1	9/27/2020 5:46:44 PM	A72179
1-Methylnaphthalene	ND	4.0		µg/L	1	9/27/2020 5:46:44 PM	A72179
2-Methylnaphthalene	ND	4.0		µg/L	1	9/27/2020 5:46:44 PM	A72179
Acetone	ND	10		µg/L	1	9/27/2020 5:46:44 PM	A72179
Bromobenzene	ND	1.0		µg/L	1	9/27/2020 5:46:44 PM	A72179
Bromodichloromethane	ND	1.0		µg/L	1	9/27/2020 5:46:44 PM	A72179
Bromoform	ND	1.0		µg/L	1	9/27/2020 5:46:44 PM	A72179
Bromomethane	ND	3.0		µg/L	1	9/27/2020 5:46:44 PM	A72179
2-Butanone	ND	10		µg/L	1	9/27/2020 5:46:44 PM	A72179
Carbon disulfide	ND	10		µg/L	1	9/27/2020 5:46:44 PM	A72179
Carbon Tetrachloride	ND	1.0		µg/L	1	9/27/2020 5:46:44 PM	A72179
Chlorobenzene	ND	1.0		µg/L	1	9/27/2020 5:46:44 PM	A72179
Chloroethane	ND	2.0		µg/L	1	9/27/2020 5:46:44 PM	A72179
Chloroform	ND	1.0		µg/L	1	9/27/2020 5:46:44 PM	A72179
Chloromethane	ND	3.0		µg/L	1	9/27/2020 5:46:44 PM	A72179
2-Chlorotoluene	ND	1.0		µg/L	1	9/27/2020 5:46:44 PM	A72179
4-Chlorotoluene	ND	1.0		µg/L	1	9/27/2020 5:46:44 PM	A72179
cis-1,2-DCE	51	1.0		µg/L	1	9/27/2020 5:46:44 PM	A72179
cis-1,3-Dichloropropene	ND	1.0		µg/L	1	9/27/2020 5:46:44 PM	A72179
1,2-Dibromo-3-chloropropane	ND	2.0		µg/L	1	9/27/2020 5:46:44 PM	A72179
Dibromochloromethane	ND	1.0		µg/L	1	9/27/2020 5:46:44 PM	A72179
Dibromomethane	ND	1.0		µg/L	1	9/27/2020 5:46:44 PM	A72179
1,2-Dichlorobenzene	ND	1.0		µg/L	1	9/27/2020 5:46:44 PM	A72179
1,3-Dichlorobenzene	ND	1.0		µg/L	1	9/27/2020 5:46:44 PM	A72179
1,4-Dichlorobenzene	ND	1.0		µg/L	1	9/27/2020 5:46:44 PM	A72179
Dichlorodifluoromethane	ND	1.0		µg/L	1	9/27/2020 5:46:44 PM	A72179
1,1-Dichloroethane	43	1.0		µg/L	1	9/27/2020 5:46:44 PM	A72179
1,1-Dichloroethene	2.0	1.0		µg/L	1	9/27/2020 5:46:44 PM	A72179

Refer to the QC Summary report and sample login checklist for flagged QC data and preservation information.

Qualifiers:	*	Value exceeds Maximum Contaminant Level.	B	Analyte detected in the associated Method Blank
	D	Sample Diluted Due to Matrix	E	Value above quantitation range
	H	Holding times for preparation or analysis exceeded	J	Analyte detected below quantitation limits
	ND	Not Detected at the Reporting Limit	P	Sample pH Not In Range
	PQL	Practical Quantitative Limit	RL	Reporting Limit
	S	% Recovery outside of range due to dilution or matrix		

Analytical Report

Lab Order: 2009D56

Date Reported: 10/9/2020

Hall Environmental Analysis Laboratory, Inc.

CLIENT: GHD
Project: WT-1

Lab Order: 2009D56

EPA METHOD 8260B: VOLATILES

Analyst: DJF

1,2-Dichloropropane	ND	1.0	µg/L	1	9/27/2020 5:46:44 PM	A72179
1,3-Dichloropropane	ND	1.0	µg/L	1	9/27/2020 5:46:44 PM	A72179
2,2-Dichloropropane	ND	2.0	µg/L	1	9/27/2020 5:46:44 PM	A72179
1,1-Dichloropropene	ND	1.0	µg/L	1	9/27/2020 5:46:44 PM	A72179
Hexachlorobutadiene	ND	1.0	µg/L	1	9/27/2020 5:46:44 PM	A72179
2-Hexanone	ND	10	µg/L	1	9/27/2020 5:46:44 PM	A72179
Isopropylbenzene	ND	1.0	µg/L	1	9/27/2020 5:46:44 PM	A72179
4-Isopropyltoluene	ND	1.0	µg/L	1	9/27/2020 5:46:44 PM	A72179
4-Methyl-2-pentanone	ND	10	µg/L	1	9/27/2020 5:46:44 PM	A72179
Methylene Chloride	ND	3.0	µg/L	1	9/27/2020 5:46:44 PM	A72179
n-Butylbenzene	ND	3.0	µg/L	1	9/27/2020 5:46:44 PM	A72179
n-Propylbenzene	ND	1.0	µg/L	1	9/27/2020 5:46:44 PM	A72179
sec-Butylbenzene	ND	1.0	µg/L	1	9/27/2020 5:46:44 PM	A72179
Styrene	ND	1.0	µg/L	1	9/27/2020 5:46:44 PM	A72179
tert-Butylbenzene	ND	1.0	µg/L	1	9/27/2020 5:46:44 PM	A72179
1,1,1,2-Tetrachloroethane	ND	1.0	µg/L	1	9/27/2020 5:46:44 PM	A72179
1,1,2,2-Tetrachloroethane	ND	2.0	µg/L	1	9/27/2020 5:46:44 PM	A72179
Tetrachloroethene (PCE)	ND	1.0	µg/L	1	9/27/2020 5:46:44 PM	A72179
trans-1,2-DCE	ND	1.0	µg/L	1	9/27/2020 5:46:44 PM	A72179
trans-1,3-Dichloropropene	ND	1.0	µg/L	1	9/27/2020 5:46:44 PM	A72179
1,2,3-Trichlorobenzene	ND	1.0	µg/L	1	9/27/2020 5:46:44 PM	A72179
1,2,4-Trichlorobenzene	ND	1.0	µg/L	1	9/27/2020 5:46:44 PM	A72179
1,1,1-Trichloroethane	ND	1.0	µg/L	1	9/27/2020 5:46:44 PM	A72179
1,1,2-Trichloroethane	ND	1.0	µg/L	1	9/27/2020 5:46:44 PM	A72179
Trichloroethene (TCE)	17	1.0	µg/L	1	9/27/2020 5:46:44 PM	A72179
Trichlorofluoromethane	ND	1.0	µg/L	1	9/27/2020 5:46:44 PM	A72179
1,2,3-Trichloropropane	ND	2.0	µg/L	1	9/27/2020 5:46:44 PM	A72179
Vinyl chloride	ND	1.0	µg/L	1	9/27/2020 5:46:44 PM	A72179
Xylenes, Total	ND	1.5	µg/L	1	9/27/2020 5:46:44 PM	A72179
Surr: 1,2-Dichloroethane-d4	95.2	70-130	%Rec	1	9/27/2020 5:46:44 PM	A72179
Surr: 4-Bromofluorobenzene	97.5	70-130	%Rec	1	9/27/2020 5:46:44 PM	A72179
Surr: Dibromofluoromethane	96.2	70-130	%Rec	1	9/27/2020 5:46:44 PM	A72179
Surr: Toluene-d8	106	70-130	%Rec	1	9/27/2020 5:46:44 PM	A72179

Refer to the QC Summary report and sample login checklist for flagged QC data and preservation information.

Qualifiers:	*	Value exceeds Maximum Contaminant Level.	B	Analyte detected in the associated Method Blank
	D	Sample Diluted Due to Matrix	E	Value above quantitation range
	H	Holding times for preparation or analysis exceeded	J	Analyte detected below quantitation limits
	ND	Not Detected at the Reporting Limit	P	Sample pH Not In Range
	PQL	Practical Quantitative Limit	RL	Reporting Limit
	S	% Recovery outside of range due to dilution or matrix		

Analytical Report

Lab Order: 2009D56

Date Reported: 10/9/2020

Hall Environmental Analysis Laboratory, Inc.

CLIENT: GHD
Project: WT-1

Lab Order: 2009D56

Lab ID: 2009D56-008

Collection Date: 9/22/2020

Client Sample ID: GW-11209238-092220-CN-DUP

Matrix: AQUEOUS

Analyses	Result	RL	Qual	Units	DF	Date Analyzed	Batch ID
EPA METHOD 300.0: ANIONS							Analyst: CAS
Sulfate	520	10	*	mg/L	20	9/23/2020 11:05:06 PM	R72073
EPA METHOD 8260B: VOLATILES							Analyst: DJF
Benzene	16	5.0	D	µg/L	5	9/27/2020 6:16:26 PM	A72179
Toluene	ND	5.0	D	µg/L	5	9/27/2020 6:16:26 PM	A72179
Ethylbenzene	17	5.0	D	µg/L	5	9/27/2020 6:16:26 PM	A72179
Methyl tert-butyl ether (MTBE)	ND	5.0	D	µg/L	5	9/27/2020 6:16:26 PM	A72179
1,2,4-Trimethylbenzene	16	5.0	D	µg/L	5	9/27/2020 6:16:26 PM	A72179
1,3,5-Trimethylbenzene	24	5.0	D	µg/L	5	9/27/2020 6:16:26 PM	A72179
1,2-Dichloroethane (EDC)	ND	5.0	D	µg/L	5	9/27/2020 6:16:26 PM	A72179
1,2-Dibromoethane (EDB)	ND	5.0	D	µg/L	5	9/27/2020 6:16:26 PM	A72179
Naphthalene	ND	10	D	µg/L	5	9/27/2020 6:16:26 PM	A72179
1-Methylnaphthalene	ND	20	D	µg/L	5	9/27/2020 6:16:26 PM	A72179
2-Methylnaphthalene	ND	20	D	µg/L	5	9/27/2020 6:16:26 PM	A72179
Acetone	ND	50	D	µg/L	5	9/27/2020 6:16:26 PM	A72179
Bromobenzene	ND	5.0	D	µg/L	5	9/27/2020 6:16:26 PM	A72179
Bromodichloromethane	ND	5.0	D	µg/L	5	9/27/2020 6:16:26 PM	A72179
Bromoform	ND	5.0	D	µg/L	5	9/27/2020 6:16:26 PM	A72179
Bromomethane	ND	15	D	µg/L	5	9/27/2020 6:16:26 PM	A72179
2-Butanone	ND	50	D	µg/L	5	9/27/2020 6:16:26 PM	A72179
Carbon disulfide	ND	50	D	µg/L	5	9/27/2020 6:16:26 PM	A72179
Carbon Tetrachloride	ND	5.0	D	µg/L	5	9/27/2020 6:16:26 PM	A72179
Chlorobenzene	ND	5.0	D	µg/L	5	9/27/2020 6:16:26 PM	A72179
Chloroethane	ND	10	D	µg/L	5	9/27/2020 6:16:26 PM	A72179
Chloroform	ND	5.0	D	µg/L	5	9/27/2020 6:16:26 PM	A72179
Chloromethane	ND	15	D	µg/L	5	9/27/2020 6:16:26 PM	A72179
2-Chlorotoluene	ND	5.0	D	µg/L	5	9/27/2020 6:16:26 PM	A72179
4-Chlorotoluene	ND	5.0	D	µg/L	5	9/27/2020 6:16:26 PM	A72179
cis-1,2-DCE	ND	5.0	D	µg/L	5	9/27/2020 6:16:26 PM	A72179
cis-1,3-Dichloropropene	ND	5.0	D	µg/L	5	9/27/2020 6:16:26 PM	A72179
1,2-Dibromo-3-chloropropane	ND	10	D	µg/L	5	9/27/2020 6:16:26 PM	A72179
Dibromochloromethane	ND	5.0	D	µg/L	5	9/27/2020 6:16:26 PM	A72179
Dibromomethane	ND	5.0	D	µg/L	5	9/27/2020 6:16:26 PM	A72179
1,2-Dichlorobenzene	ND	5.0	D	µg/L	5	9/27/2020 6:16:26 PM	A72179
1,3-Dichlorobenzene	ND	5.0	D	µg/L	5	9/27/2020 6:16:26 PM	A72179
1,4-Dichlorobenzene	ND	5.0	D	µg/L	5	9/27/2020 6:16:26 PM	A72179
Dichlorodifluoromethane	ND	5.0	D	µg/L	5	9/27/2020 6:16:26 PM	A72179
1,1-Dichloroethane	ND	5.0	D	µg/L	5	9/27/2020 6:16:26 PM	A72179
1,1-Dichloroethene	ND	5.0	D	µg/L	5	9/27/2020 6:16:26 PM	A72179

Refer to the QC Summary report and sample login checklist for flagged QC data and preservation information.

Qualifiers:	*	Value exceeds Maximum Contaminant Level.	B	Analyte detected in the associated Method Blank
	D	Sample Diluted Due to Matrix	E	Value above quantitation range
	H	Holding times for preparation or analysis exceeded	J	Analyte detected below quantitation limits
	ND	Not Detected at the Reporting Limit	P	Sample pH Not In Range
	PQL	Practical Quantitative Limit	RL	Reporting Limit
	S	% Recovery outside of range due to dilution or matrix		

Analytical Report

Lab Order: 2009D56

Date Reported: 10/9/2020

Hall Environmental Analysis Laboratory, Inc.

CLIENT: GHD
Project: WT-1

Lab Order: 2009D56

EPA METHOD 8260B: VOLATILES

Analyst: DJF

1,2-Dichloropropane	ND	5.0	D	µg/L	5	9/27/2020 6:16:26 PM	A72179
1,3-Dichloropropane	ND	5.0	D	µg/L	5	9/27/2020 6:16:26 PM	A72179
2,2-Dichloropropane	ND	10	D	µg/L	5	9/27/2020 6:16:26 PM	A72179
1,1-Dichloropropene	ND	5.0	D	µg/L	5	9/27/2020 6:16:26 PM	A72179
Hexachlorobutadiene	ND	5.0	D	µg/L	5	9/27/2020 6:16:26 PM	A72179
2-Hexanone	ND	50	D	µg/L	5	9/27/2020 6:16:26 PM	A72179
Isopropylbenzene	6.0	5.0	D	µg/L	5	9/27/2020 6:16:26 PM	A72179
4-Isopropyltoluene	ND	5.0	D	µg/L	5	9/27/2020 6:16:26 PM	A72179
4-Methyl-2-pentanone	ND	50	D	µg/L	5	9/27/2020 6:16:26 PM	A72179
Methylene Chloride	ND	15	D	µg/L	5	9/27/2020 6:16:26 PM	A72179
n-Butylbenzene	ND	15	D	µg/L	5	9/27/2020 6:16:26 PM	A72179
n-Propylbenzene	7.6	5.0	D	µg/L	5	9/27/2020 6:16:26 PM	A72179
sec-Butylbenzene	ND	5.0	D	µg/L	5	9/27/2020 6:16:26 PM	A72179
Styrene	ND	5.0	D	µg/L	5	9/27/2020 6:16:26 PM	A72179
tert-Butylbenzene	ND	5.0	D	µg/L	5	9/27/2020 6:16:26 PM	A72179
1,1,1,2-Tetrachloroethane	ND	5.0	D	µg/L	5	9/27/2020 6:16:26 PM	A72179
1,1,2,2-Tetrachloroethane	ND	10	D	µg/L	5	9/27/2020 6:16:26 PM	A72179
Tetrachloroethene (PCE)	ND	5.0	D	µg/L	5	9/27/2020 6:16:26 PM	A72179
trans-1,2-DCE	ND	5.0	D	µg/L	5	9/27/2020 6:16:26 PM	A72179
trans-1,3-Dichloropropene	ND	5.0	D	µg/L	5	9/27/2020 6:16:26 PM	A72179
1,2,3-Trichlorobenzene	ND	5.0	D	µg/L	5	9/27/2020 6:16:26 PM	A72179
1,2,4-Trichlorobenzene	ND	5.0	D	µg/L	5	9/27/2020 6:16:26 PM	A72179
1,1,1-Trichloroethane	ND	5.0	D	µg/L	5	9/27/2020 6:16:26 PM	A72179
1,1,2-Trichloroethane	ND	5.0	D	µg/L	5	9/27/2020 6:16:26 PM	A72179
Trichloroethene (TCE)	ND	5.0	D	µg/L	5	9/27/2020 6:16:26 PM	A72179
Trichlorofluoromethane	ND	5.0	D	µg/L	5	9/27/2020 6:16:26 PM	A72179
1,2,3-Trichloropropane	ND	10	D	µg/L	5	9/27/2020 6:16:26 PM	A72179
Vinyl chloride	ND	5.0	D	µg/L	5	9/27/2020 6:16:26 PM	A72179
Xylenes, Total	8.0	7.5	D	µg/L	5	9/27/2020 6:16:26 PM	A72179
Surr: 1,2-Dichloroethane-d4	89.9	70-130	D	%Rec	5	9/27/2020 6:16:26 PM	A72179
Surr: 4-Bromofluorobenzene	101	70-130	D	%Rec	5	9/27/2020 6:16:26 PM	A72179
Surr: Dibromofluoromethane	86.1	70-130	D	%Rec	5	9/27/2020 6:16:26 PM	A72179
Surr: Toluene-d8	102	70-130	D	%Rec	5	9/27/2020 6:16:26 PM	A72179

Refer to the QC Summary report and sample login checklist for flagged QC data and preservation information.

Qualifiers:	*	Value exceeds Maximum Contaminant Level.	B	Analyte detected in the associated Method Blank
	D	Sample Diluted Due to Matrix	E	Value above quantitation range
	H	Holding times for preparation or analysis exceeded	J	Analyte detected below quantitation limits
	ND	Not Detected at the Reporting Limit	P	Sample pH Not In Range
	PQL	Practical Quantitative Limit	RL	Reporting Limit
	S	% Recovery outside of range due to dilution or matrix		

Analytical Report

Lab Order: 2009D56

Date Reported: 10/9/2020

Hall Environmental Analysis Laboratory, Inc.

CLIENT: GHD
Project: WT-1

Lab Order: 2009D56

Lab ID: 2009D56-009

Collection Date:

Client Sample ID: trip blank

Matrix:

Analyses	Result	RL	Qual	Units	DF	Date Analyzed	Batch ID
EPA METHOD 8260B: VOLATILES							Analyst: DJF
Benzene	ND	1.0		µg/L	1	9/27/2020 6:46:06 PM	A72179
Toluene	ND	1.0		µg/L	1	9/27/2020 6:46:06 PM	A72179
Ethylbenzene	ND	1.0		µg/L	1	9/27/2020 6:46:06 PM	A72179
Methyl tert-butyl ether (MTBE)	ND	1.0		µg/L	1	9/27/2020 6:46:06 PM	A72179
1,2,4-Trimethylbenzene	ND	1.0		µg/L	1	9/27/2020 6:46:06 PM	A72179
1,3,5-Trimethylbenzene	ND	1.0		µg/L	1	9/27/2020 6:46:06 PM	A72179
1,2-Dichloroethane (EDC)	ND	1.0		µg/L	1	9/27/2020 6:46:06 PM	A72179
1,2-Dibromoethane (EDB)	ND	1.0		µg/L	1	9/27/2020 6:46:06 PM	A72179
Naphthalene	ND	2.0		µg/L	1	9/27/2020 6:46:06 PM	A72179
1-Methylnaphthalene	ND	4.0		µg/L	1	9/27/2020 6:46:06 PM	A72179
2-Methylnaphthalene	ND	4.0		µg/L	1	9/27/2020 6:46:06 PM	A72179
Acetone	ND	10		µg/L	1	9/27/2020 6:46:06 PM	A72179
Bromobenzene	ND	1.0		µg/L	1	9/27/2020 6:46:06 PM	A72179
Bromodichloromethane	ND	1.0		µg/L	1	9/27/2020 6:46:06 PM	A72179
Bromoform	ND	1.0		µg/L	1	9/27/2020 6:46:06 PM	A72179
Bromomethane	ND	3.0		µg/L	1	9/27/2020 6:46:06 PM	A72179
2-Butanone	ND	10		µg/L	1	9/27/2020 6:46:06 PM	A72179
Carbon disulfide	ND	10		µg/L	1	9/27/2020 6:46:06 PM	A72179
Carbon Tetrachloride	ND	1.0		µg/L	1	9/27/2020 6:46:06 PM	A72179
Chlorobenzene	ND	1.0		µg/L	1	9/27/2020 6:46:06 PM	A72179
Chloroethane	ND	2.0		µg/L	1	9/27/2020 6:46:06 PM	A72179
Chloroform	ND	1.0		µg/L	1	9/27/2020 6:46:06 PM	A72179
Chloromethane	ND	3.0		µg/L	1	9/27/2020 6:46:06 PM	A72179
2-Chlorotoluene	ND	1.0		µg/L	1	9/27/2020 6:46:06 PM	A72179
4-Chlorotoluene	ND	1.0		µg/L	1	9/27/2020 6:46:06 PM	A72179
cis-1,2-DCE	ND	1.0		µg/L	1	9/27/2020 6:46:06 PM	A72179
cis-1,3-Dichloropropene	ND	1.0		µg/L	1	9/27/2020 6:46:06 PM	A72179
1,2-Dibromo-3-chloropropane	ND	2.0		µg/L	1	9/27/2020 6:46:06 PM	A72179
Dibromochloromethane	ND	1.0		µg/L	1	9/27/2020 6:46:06 PM	A72179
Dibromomethane	ND	1.0		µg/L	1	9/27/2020 6:46:06 PM	A72179
1,2-Dichlorobenzene	ND	1.0		µg/L	1	9/27/2020 6:46:06 PM	A72179
1,3-Dichlorobenzene	ND	1.0		µg/L	1	9/27/2020 6:46:06 PM	A72179
1,4-Dichlorobenzene	ND	1.0		µg/L	1	9/27/2020 6:46:06 PM	A72179
Dichlorodifluoromethane	ND	1.0		µg/L	1	9/27/2020 6:46:06 PM	A72179
1,1-Dichloroethane	ND	1.0		µg/L	1	9/27/2020 6:46:06 PM	A72179
1,1-Dichloroethene	ND	1.0		µg/L	1	9/27/2020 6:46:06 PM	A72179
1,2-Dichloropropane	ND	1.0		µg/L	1	9/27/2020 6:46:06 PM	A72179
1,3-Dichloropropane	ND	1.0		µg/L	1	9/27/2020 6:46:06 PM	A72179

Refer to the QC Summary report and sample login checklist for flagged QC data and preservation information.

Qualifiers:	*	Value exceeds Maximum Contaminant Level.	B	Analyte detected in the associated Method Blank
	D	Sample Diluted Due to Matrix	E	Value above quantitation range
	H	Holding times for preparation or analysis exceeded	J	Analyte detected below quantitation limits
	ND	Not Detected at the Reporting Limit	P	Sample pH Not In Range
	PQL	Practical Quantitative Limit	RL	Reporting Limit
	S	% Recovery outside of range due to dilution or matrix		

Analytical Report

Lab Order: 2009D56

Date Reported: 10/9/2020

Hall Environmental Analysis Laboratory, Inc.

CLIENT: GHD
Project: WT-1

Lab Order: 2009D56

EPA METHOD 8260B: VOLATILES

Analyst: DJF

2,2-Dichloropropane	ND	2.0	µg/L	1	9/27/2020 6:46:06 PM	A72179
1,1-Dichloropropene	ND	1.0	µg/L	1	9/27/2020 6:46:06 PM	A72179
Hexachlorobutadiene	ND	1.0	µg/L	1	9/27/2020 6:46:06 PM	A72179
2-Hexanone	ND	10	µg/L	1	9/27/2020 6:46:06 PM	A72179
Isopropylbenzene	ND	1.0	µg/L	1	9/27/2020 6:46:06 PM	A72179
4-Isopropyltoluene	ND	1.0	µg/L	1	9/27/2020 6:46:06 PM	A72179
4-Methyl-2-pentanone	ND	10	µg/L	1	9/27/2020 6:46:06 PM	A72179
Methylene Chloride	ND	3.0	µg/L	1	9/27/2020 6:46:06 PM	A72179
n-Butylbenzene	ND	3.0	µg/L	1	9/27/2020 6:46:06 PM	A72179
n-Propylbenzene	ND	1.0	µg/L	1	9/27/2020 6:46:06 PM	A72179
sec-Butylbenzene	ND	1.0	µg/L	1	9/27/2020 6:46:06 PM	A72179
Styrene	ND	1.0	µg/L	1	9/27/2020 6:46:06 PM	A72179
tert-Butylbenzene	ND	1.0	µg/L	1	9/27/2020 6:46:06 PM	A72179
1,1,1,2-Tetrachloroethane	ND	1.0	µg/L	1	9/27/2020 6:46:06 PM	A72179
1,1,2,2-Tetrachloroethane	ND	2.0	µg/L	1	9/27/2020 6:46:06 PM	A72179
Tetrachloroethene (PCE)	ND	1.0	µg/L	1	9/27/2020 6:46:06 PM	A72179
trans-1,2-DCE	ND	1.0	µg/L	1	9/27/2020 6:46:06 PM	A72179
trans-1,3-Dichloropropene	ND	1.0	µg/L	1	9/27/2020 6:46:06 PM	A72179
1,2,3-Trichlorobenzene	ND	1.0	µg/L	1	9/27/2020 6:46:06 PM	A72179
1,2,4-Trichlorobenzene	ND	1.0	µg/L	1	9/27/2020 6:46:06 PM	A72179
1,1,1-Trichloroethane	ND	1.0	µg/L	1	9/27/2020 6:46:06 PM	A72179
1,1,2-Trichloroethane	ND	1.0	µg/L	1	9/27/2020 6:46:06 PM	A72179
Trichloroethene (TCE)	ND	1.0	µg/L	1	9/27/2020 6:46:06 PM	A72179
Trichlorofluoromethane	ND	1.0	µg/L	1	9/27/2020 6:46:06 PM	A72179
1,2,3-Trichloropropane	ND	2.0	µg/L	1	9/27/2020 6:46:06 PM	A72179
Vinyl chloride	ND	1.0	µg/L	1	9/27/2020 6:46:06 PM	A72179
Xylenes, Total	ND	1.5	µg/L	1	9/27/2020 6:46:06 PM	A72179
Surr: 1,2-Dichloroethane-d4	98.7	70-130	%Rec	1	9/27/2020 6:46:06 PM	A72179
Surr: 4-Bromofluorobenzene	93.4	70-130	%Rec	1	9/27/2020 6:46:06 PM	A72179
Surr: Dibromofluoromethane	93.8	70-130	%Rec	1	9/27/2020 6:46:06 PM	A72179
Surr: Toluene-d8	103	70-130	%Rec	1	9/27/2020 6:46:06 PM	A72179

Refer to the QC Summary report and sample login checklist for flagged QC data and preservation information.

Qualifiers:	*	Value exceeds Maximum Contaminant Level.	B	Analyte detected in the associated Method Blank
	D	Sample Diluted Due to Matrix	E	Value above quantitation range
	H	Holding times for preparation or analysis exceeded	J	Analyte detected below quantitation limits
	ND	Not Detected at the Reporting Limit	P	Sample pH Not In Range
	PQL	Practical Quantitative Limit	RL	Reporting Limit
	S	% Recovery outside of range due to dilution or matrix		

QC SUMMARY REPORT

Hall Environmental Analysis Laboratory, Inc.

WO#: 2009D56

09-Oct-20

Client: GHD
Project: WT-1

Sample ID: MB	SampType: mblk	TestCode: EPA Method 300.0: Anions								
Client ID: PBW	Batch ID: R72073	RunNo: 72073								
Prep Date:	Analysis Date: 9/23/2020	SeqNo: 2526707	Units: mg/L							
Analyte	Result	PQL	SPK value	SPK Ref Val	%REC	LowLimit	HighLimit	%RPD	RPDLimit	Qual
Sulfate	ND	0.50								

Sample ID: LCS	SampType: ics	TestCode: EPA Method 300.0: Anions								
Client ID: LCSW	Batch ID: R72073	RunNo: 72073								
Prep Date:	Analysis Date: 9/23/2020	SeqNo: 2526708	Units: mg/L							
Analyte	Result	PQL	SPK value	SPK Ref Val	%REC	LowLimit	HighLimit	%RPD	RPDLimit	Qual
Sulfate	9.3	0.50	10.00	0	93.0	90	110			

Sample ID: MB	SampType: mblk	TestCode: EPA Method 300.0: Anions								
Client ID: PBW	Batch ID: R72415	RunNo: 72415								
Prep Date:	Analysis Date: 10/6/2020	SeqNo: 2540432	Units: mg/L							
Analyte	Result	PQL	SPK value	SPK Ref Val	%REC	LowLimit	HighLimit	%RPD	RPDLimit	Qual
Sulfate	ND	0.50								

Sample ID: LCS	SampType: ics	TestCode: EPA Method 300.0: Anions								
Client ID: LCSW	Batch ID: R72415	RunNo: 72415								
Prep Date:	Analysis Date: 10/6/2020	SeqNo: 2540433	Units: mg/L							
Analyte	Result	PQL	SPK value	SPK Ref Val	%REC	LowLimit	HighLimit	%RPD	RPDLimit	Qual
Sulfate	9.3	0.50	10.00	0	93.1	90	110			

Qualifiers:

- * Value exceeds Maximum Contaminant Level.
- D Sample Diluted Due to Matrix
- H Holding times for preparation or analysis exceeded
- ND Not Detected at the Reporting Limit
- PQL Practical Quantitative Limit
- S % Recovery outside of range due to dilution or matrix
- B Analyte detected in the associated Method Blank
- E Value above quantitation range
- J Analyte detected below quantitation limits
- P Sample pH Not In Range
- RL Reporting Limit

QC SUMMARY REPORT

Hall Environmental Analysis Laboratory, Inc.

WO#: 2009D56

09-Oct-20

Client: GHD
Project: WT-1

Sample ID: mb1	SampType: MBLK	TestCode: EPA Method 8260B: VOLATILES
Client ID: PBW	Batch ID: A72179	RunNo: 72179
Prep Date:	Analysis Date: 9/27/2020	SeqNo: 2530415 Units: µg/L

Analyte	Result	PQL	SPK value	SPK Ref Val	%REC	LowLimit	HighLimit	%RPD	RPDLimit	Qual
Benzene	ND	1.0								
Toluene	ND	1.0								
Ethylbenzene	ND	1.0								
Methyl tert-butyl ether (MTBE)	ND	1.0								
1,2,4-Trimethylbenzene	ND	1.0								
1,3,5-Trimethylbenzene	ND	1.0								
1,2-Dichloroethane (EDC)	ND	1.0								
1,2-Dibromoethane (EDB)	ND	1.0								
Naphthalene	ND	2.0								
1-Methylnaphthalene	ND	4.0								
2-Methylnaphthalene	ND	4.0								
Acetone	ND	10								
Bromobenzene	ND	1.0								
Bromodichloromethane	ND	1.0								
Bromoform	ND	1.0								
Bromomethane	ND	3.0								
2-Butanone	ND	10								
Carbon disulfide	ND	10								
Carbon Tetrachloride	ND	1.0								
Chlorobenzene	ND	1.0								
Chloroethane	ND	2.0								
Chloroform	ND	1.0								
Chloromethane	ND	3.0								
2-Chlorotoluene	ND	1.0								
4-Chlorotoluene	ND	1.0								
cis-1,2-DCE	ND	1.0								
cis-1,3-Dichloropropene	ND	1.0								
1,2-Dibromo-3-chloropropane	ND	2.0								
Dibromochloromethane	ND	1.0								
Dibromomethane	ND	1.0								
1,2-Dichlorobenzene	ND	1.0								
1,3-Dichlorobenzene	ND	1.0								
1,4-Dichlorobenzene	ND	1.0								
Dichlorodifluoromethane	ND	1.0								
1,1-Dichloroethane	ND	1.0								
1,1-Dichloroethene	ND	1.0								
1,2-Dichloropropane	ND	1.0								
1,3-Dichloropropane	ND	1.0								
2,2-Dichloropropane	ND	2.0								

Qualifiers:

- | | |
|---|---|
| * Value exceeds Maximum Contaminant Level. | B Analyte detected in the associated Method Blank |
| D Sample Diluted Due to Matrix | E Value above quantitation range |
| H Holding times for preparation or analysis exceeded | J Analyte detected below quantitation limits |
| ND Not Detected at the Reporting Limit | P Sample pH Not In Range |
| PQL Practical Quantitative Limit | RL Reporting Limit |
| S % Recovery outside of range due to dilution or matrix | |

QC SUMMARY REPORT

Hall Environmental Analysis Laboratory, Inc.

WO#: 2009D56

09-Oct-20

Client: GHD
Project: WT-1

Sample ID: mb1	SampType: MBLK	TestCode: EPA Method 8260B: VOLATILES								
Client ID: PBW	Batch ID: A72179	RunNo: 72179								
Prep Date:	Analysis Date: 9/27/2020	SeqNo: 2530415	Units: µg/L							

Analyte	Result	PQL	SPK value	SPK Ref Val	%REC	LowLimit	HighLimit	%RPD	RPDLimit	Qual
1,1-Dichloropropene	ND	1.0								
Hexachlorobutadiene	ND	1.0								
2-Hexanone	ND	10								
Isopropylbenzene	ND	1.0								
4-Isopropyltoluene	ND	1.0								
4-Methyl-2-pentanone	ND	10								
Methylene Chloride	ND	3.0								
n-Butylbenzene	ND	3.0								
n-Propylbenzene	ND	1.0								
sec-Butylbenzene	ND	1.0								
Styrene	ND	1.0								
tert-Butylbenzene	ND	1.0								
1,1,1,2-Tetrachloroethane	ND	1.0								
1,1,2,2-Tetrachloroethane	ND	2.0								
Tetrachloroethene (PCE)	ND	1.0								
trans-1,2-DCE	ND	1.0								
trans-1,3-Dichloropropene	ND	1.0								
1,2,3-Trichlorobenzene	ND	1.0								
1,2,4-Trichlorobenzene	ND	1.0								
1,1,1-Trichloroethane	ND	1.0								
1,1,2-Trichloroethane	ND	1.0								
Trichloroethene (TCE)	ND	1.0								
Trichlorofluoromethane	ND	1.0								
1,2,3-Trichloropropane	ND	2.0								
Vinyl chloride	ND	1.0								
Xylenes, Total	ND	1.5								
Surr: 1,2-Dichloroethane-d4	10		10.00		100	70	130			
Surr: 4-Bromofluorobenzene	9.5		10.00		95.3	70	130			
Surr: Dibromofluoromethane	9.3		10.00		93.4	70	130			
Surr: Toluene-d8	10		10.00		102	70	130			

Sample ID: 100ng lcs	SampType: LCS	TestCode: EPA Method 8260B: VOLATILES								
Client ID: LCSW	Batch ID: A72179	RunNo: 72179								
Prep Date:	Analysis Date: 9/27/2020	SeqNo: 2530416	Units: µg/L							

Analyte	Result	PQL	SPK value	SPK Ref Val	%REC	LowLimit	HighLimit	%RPD	RPDLimit	Qual
Benzene	17	1.0	20.00	0	83.9	70	130			
Toluene	21	1.0	20.00	0	103	70	130			
Chlorobenzene	20	1.0	20.00	0	98.1	70	130			

Qualifiers:

- * Value exceeds Maximum Contaminant Level.
- D Sample Diluted Due to Matrix
- H Holding times for preparation or analysis exceeded
- ND Not Detected at the Reporting Limit
- PQL Practical Quantitative Limit
- S % Recovery outside of range due to dilution or matrix
- B Analyte detected in the associated Method Blank
- E Value above quantitation range
- J Analyte detected below quantitation limits
- P Sample pH Not In Range
- RL Reporting Limit

QC SUMMARY REPORT**Hall Environmental Analysis Laboratory, Inc.**

WO#: 2009D56

09-Oct-20

Client: GHD
Project: WT-1

Analyte	Result	PQL	SPK value	SPK Ref Val	%REC	LowLimit	HighLimit	%RPD	RPDLimit	Qual
Sample ID: 100ng lcs	SampType: LCS		TestCode: EPA Method 8260B: VOLATILES							
Client ID: LCSW	Batch ID: A72179		RunNo: 72179							
Prep Date:	Analysis Date: 9/27/2020		SeqNo: 2530416		Units: µg/L					
1,1-Dichloroethene	16	1.0	20.00	0	82.2	70	130			
Trichloroethene (TCE)	15	1.0	20.00	0	73.3	70	130			
Surr: 1,2-Dichloroethane-d4	8.8		10.00		88.4	70	130			
Surr: 4-Bromofluorobenzene	9.6		10.00		95.7	70	130			
Surr: Dibromofluoromethane	9.0		10.00		90.0	70	130			
Surr: Toluene-d8	10		10.00		104	70	130			

Analyte	Result	PQL	SPK value	SPK Ref Val	%REC	LowLimit	HighLimit	%RPD	RPDLimit	Qual
Sample ID: 2009d56-001a ms	SampType: MS		TestCode: EPA Method 8260B: VOLATILES							
Client ID: GW-11209238-09222	Batch ID: A72179		RunNo: 72179							
Prep Date:	Analysis Date: 9/27/2020		SeqNo: 2530418		Units: µg/L					
Benzene	570	5.0	100.0	473.8	93.9	70	130			E
Toluene	110	5.0	100.0	7.426	99.0	70	130			
Chlorobenzene	98	5.0	100.0	0	97.9	70	130			
1,1-Dichloroethene	64	5.0	100.0	0	64.2	70	130			S
Trichloroethene (TCE)	70	5.0	100.0	0	70.5	70	130			
Surr: 1,2-Dichloroethane-d4	44		50.00		87.4	70	130			
Surr: 4-Bromofluorobenzene	48		50.00		95.5	70	130			
Surr: Dibromofluoromethane	44		50.00		88.3	70	130			
Surr: Toluene-d8	50		50.00		99.8	70	130			

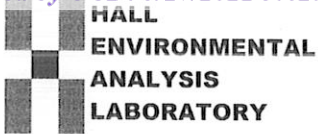
Analyte	Result	PQL	SPK value	SPK Ref Val	%REC	LowLimit	HighLimit	%RPD	RPDLimit	Qual
Sample ID: 2009d56-001a msd	SampType: MSD		TestCode: EPA Method 8260B: VOLATILES							
Client ID: GW-11209238-09222	Batch ID: A72179		RunNo: 72179							
Prep Date:	Analysis Date: 9/27/2020		SeqNo: 2530419		Units: µg/L					
Benzene	530	5.0	100.0	473.8	54.5	70	130	7.18	20	ES
Toluene	110	5.0	100.0	7.426	98.4	70	130	0.532	20	
Chlorobenzene	97	5.0	100.0	0	96.5	70	130	1.47	20	
1,1-Dichloroethene	59	5.0	100.0	0	59.4	70	130	7.76	20	S
Trichloroethene (TCE)	67	5.0	100.0	0	67.3	70	130	4.70	20	S
Surr: 1,2-Dichloroethane-d4	43		50.00		86.4	70	130	0	0	
Surr: 4-Bromofluorobenzene	48		50.00		95.9	70	130	0	0	
Surr: Dibromofluoromethane	44		50.00		87.2	70	130	0	0	
Surr: Toluene-d8	51		50.00		101	70	130	0	0	

Qualifiers:

* Value exceeds Maximum Contaminant Level.
D Sample Diluted Due to Matrix
H Holding times for preparation or analysis exceeded
ND Not Detected at the Reporting Limit
PQL Practical Quantitative Limit
S % Recovery outside of range due to dilution or matrix

B Analyte detected in the associated Method Blank
E Value above quantitation range
J Analyte detected below quantitation limits
P Sample pH Not In Range
RL Reporting Limit

Page 22 of 22



Hall Environmental Analysis Laboratory
4901 Hawkins NE
Albuquerque, NM 87109
TEL: 505-345-3975 FAX: 505-345-4107
Website: clients.hallenvironmental.com

Sample Log-In Check List

Client Name: GHD Work Order Number: 2009D56 RcptNo: 1

Received By: Cheyenne Cason 9/23/2020 7:40:00 AM
Completed By: Isaiah Ortiz 9/23/2020 10:09:18 AM
Reviewed By: ENM 9/23/20

I-OK

Chain of Custody

- 1. Is Chain of Custody complete? Yes [checked] No [] Not Present []
2. How was the sample delivered? Courier

Log In

- 3. Was an attempt made to cool the samples? Yes [checked] No [] NA []
4. Were all samples received at a temperature of >0° C to 6.0° C Yes [checked] No [] NA []
5. Sample(s) in proper container(s)? Yes [checked] No []
6. Sufficient sample volume for indicated test(s)? Yes [checked] No []
7. Are samples (except VOA and ONG) properly preserved? Yes [checked] No []
8. Was preservative added to bottles? Yes [] No [checked] NA []
9. Received at least 1 vial with headspace <1/4" for AQ VOA? Yes [checked] No [] NA []
10. Were any sample containers received broken? Yes [] No [checked]
11. Does paperwork match bottle labels? Yes [checked] No []
12. Are matrices correctly identified on Chain of Custody? Yes [checked] No []
13. Is it clear what analyses were requested? Yes [checked] No []
14. Were all holding times able to be met? Yes [checked] No []

of preserved bottles checked for pH: (<2 or >12 unless noted) Adjusted? Checked by: SPA 9.23.20

Special Handling (if applicable)

- 15. Was client notified of all discrepancies with this order? Yes [] No [] NA [checked]

Person Notified: [] Date: []
By Whom: [] Via: [] eMail [] Phone [] Fax [] In Person []
Regarding: []
Client Instructions: []

16. Additional remarks:

17. Cooler Information

Table with 7 columns: Cooler No, Temp °C, Condition, Seal Intact, Seal No, Seal Date, Signed By. Row 1: 1, 5.6, Good, Not Present, [], [], []

Chain-of-Custody Record

Client: GHD

Mailing Address: On File

Phone #: 505 269 0088

email or Fax#: Christine.Mathews@ghd.com

QA/QC Package:
 Standard Level 4 (Full Validation)
 Az Compliance
 NELAC Other
 EDD (Type) _____

Turn-Around Time:
 Standard Rush

Project Name: WT-1

Project #: 11209238

Project Manager: Christine Mathews

Sampler: CN

On Ice: Yes No

of Coolers: _____

Cooler Temp (including CP): 5.6-0.1-5.6 (°C)

Date	Time	Matrix	Sample Name	Container Type and #	Preservative Type	HEAL No
9-22-20	1220	WT	QW-11209238-092220-CN-SVE-5	UN:005	4C1	2009D56
	1120		QW-11209238-092220-CN-SVE-1A			001
	1320		QW-11209238-092220-CN-SVE-12			002
	1420		QW-11209238-092220-CN-SVE-13			003
	1510		QW-11209238-092220-CN-SVE-14			004
	0920		QW-11209238-092220-CN-M10-5			005
	1020		QW-11209238-092220-CN-M10-8			006
			QW-11209238-092220-CN-DVT			007
						008

Date: 9-22-20 Time: 1430 Relinquished by: [Signature]

Date: 9/22/20 Time: 1900 Relinquished by: [Signature]

Received by: [Signature] Date: 9/22/20 Time: 1900

Received by: [Signature] Date: 9/23/20 Time: 0740



HALL ENVIRONMENTAL ANALYSIS LABORATORY
 www.hallenvironmental.com
 4901 Hawkins NE - Albuquerque, NM 87109
 Tel. 505-345-3975 Fax 505-345-4107

Analysis Request

Analysis Request	Result
BTEX / MTBE / TMB's (8021)	
TPH:8015D(GRO / DRO / MRO)	
8081 Pesticides/8082 PCB's	
EDB (Method 504.1)	
PAHs by 8310 or 8270SIMS	
RCRA 8 Metals	
Cl, F, Br, NO ₃ , NO ₂ , PO ₄ , SO ₄	
8260 (VOA)	
8270 (Semi-VOA)	
Total Coliform (Present/Absent)	
Full list VOCs	X
Sulfate	X

Remarks:



Hall Environmental Analysis Laboratory
4901 Hawkins NE
Albuquerque, NM 87109
TEL: 505-345-3975 FAX: 505-345-4107
Website: clients.hallenvironmental.com

December 29, 2020

Christine Mathews

GHD

6121 Indian School Road, NE #200

Albuquerque, NM 87110

TEL: (505) 884-0672

FAX

RE: WT 1

OrderNo.: 2012711

Dear Christine Mathews:

Hall Environmental Analysis Laboratory received 10 sample(s) on 12/15/2020 for the analyses presented in the following report.

These were analyzed according to EPA procedures or equivalent. To access our accredited tests please go to www.hallenvironmental.com or the state specific web sites. In order to properly interpret your results, it is imperative that you review this report in its entirety. See the sample checklist and/or the Chain of Custody for information regarding the sample receipt temperature and preservation. Data qualifiers or a narrative will be provided if the sample analysis or analytical quality control parameters require a flag. When necessary, data qualifiers are provided on both the sample analysis report and the QC summary report, both sections should be reviewed. All samples are reported, as received, unless otherwise indicated. Lab measurement of analytes considered field parameters that require analysis within 15 minutes of sampling such as pH and residual chlorine are qualified as being analyzed outside of the recommended holding time.

Please don't hesitate to contact HEAL for any additional information or clarifications.

ADHS Cert #AZ0682 -- NMED-DWB Cert #NM9425 -- NMED-Micro Cert #NM0901

Sincerely,

A handwritten signature in black ink, appearing to read "Andy Freeman", is written over a white background.

Andy Freeman

Laboratory Manager

4901 Hawkins NE

Albuquerque, NM 87109

Analytical Report

Lab Order: 2012711

Date Reported: 12/29/2020

Hall Environmental Analysis Laboratory, Inc.

CLIENT: GHD

Lab Order: 2012711

Project: WT 1

Lab ID: 2012711-001

Collection Date: 12/14/2020 12:05:00 PM

Client Sample ID: MW-8

Matrix: GROUNDWATER

Analyses	Result	RL	Qual	Units	DF	Date Analyzed	Batch ID
EPA METHOD 300.0: ANIONS							Analyst: JMT
Sulfate	290	5.0	*	mg/L	10	12/17/2020 3:45:24 PM	R74107
EPA METHOD 8260B: VOLATILES							Analyst: JMR
Benzene	2.8	1.0		µg/L	1	12/21/2020 11:09:25 PM	W7417:
Toluene	ND	1.0		µg/L	1	12/21/2020 11:09:25 PM	W7417:
Ethylbenzene	ND	1.0		µg/L	1	12/21/2020 11:09:25 PM	W7417:
Methyl tert-butyl ether (MTBE)	ND	1.0		µg/L	1	12/21/2020 11:09:25 PM	W7417:
1,2,4-Trimethylbenzene	ND	1.0		µg/L	1	12/21/2020 11:09:25 PM	W7417:
1,3,5-Trimethylbenzene	ND	1.0		µg/L	1	12/21/2020 11:09:25 PM	W7417:
1,2-Dichloroethane (EDC)	ND	1.0		µg/L	1	12/21/2020 11:09:25 PM	W7417:
1,2-Dibromoethane (EDB)	ND	1.0		µg/L	1	12/21/2020 11:09:25 PM	W7417:
Naphthalene	ND	2.0		µg/L	1	12/21/2020 11:09:25 PM	W7417:
1-Methylnaphthalene	ND	4.0		µg/L	1	12/21/2020 11:09:25 PM	W7417:
2-Methylnaphthalene	ND	4.0		µg/L	1	12/21/2020 11:09:25 PM	W7417:
Acetone	27	10		µg/L	1	12/21/2020 11:09:25 PM	W7417:
Bromobenzene	ND	1.0		µg/L	1	12/21/2020 11:09:25 PM	W7417:
Bromodichloromethane	ND	1.0		µg/L	1	12/21/2020 11:09:25 PM	W7417:
Bromoform	ND	1.0		µg/L	1	12/21/2020 11:09:25 PM	W7417:
Bromomethane	ND	3.0		µg/L	1	12/21/2020 11:09:25 PM	W7417:
2-Butanone	ND	10		µg/L	1	12/21/2020 11:09:25 PM	W7417:
Carbon disulfide	ND	10		µg/L	1	12/21/2020 11:09:25 PM	W7417:
Carbon Tetrachloride	ND	1.0		µg/L	1	12/21/2020 11:09:25 PM	W7417:
Chlorobenzene	ND	1.0		µg/L	1	12/21/2020 11:09:25 PM	W7417:
Chloroethane	ND	2.0		µg/L	1	12/21/2020 11:09:25 PM	W7417:
Chloroform	ND	1.0		µg/L	1	12/21/2020 11:09:25 PM	W7417:
Chloromethane	ND	3.0		µg/L	1	12/21/2020 11:09:25 PM	W7417:
2-Chlorotoluene	ND	1.0		µg/L	1	12/21/2020 11:09:25 PM	W7417:
4-Chlorotoluene	ND	1.0		µg/L	1	12/21/2020 11:09:25 PM	W7417:
cis-1,2-DCE	61	1.0		µg/L	1	12/21/2020 11:09:25 PM	W7417:
cis-1,3-Dichloropropene	ND	1.0		µg/L	1	12/21/2020 11:09:25 PM	W7417:
1,2-Dibromo-3-chloropropane	ND	2.0		µg/L	1	12/21/2020 11:09:25 PM	W7417:
Dibromochloromethane	ND	1.0		µg/L	1	12/21/2020 11:09:25 PM	W7417:
Dibromomethane	ND	1.0		µg/L	1	12/21/2020 11:09:25 PM	W7417:
1,2-Dichlorobenzene	ND	1.0		µg/L	1	12/21/2020 11:09:25 PM	W7417:
1,3-Dichlorobenzene	ND	1.0		µg/L	1	12/21/2020 11:09:25 PM	W7417:
1,4-Dichlorobenzene	ND	1.0		µg/L	1	12/21/2020 11:09:25 PM	W7417:
Dichlorodifluoromethane	ND	1.0		µg/L	1	12/21/2020 11:09:25 PM	W7417:
1,1-Dichloroethane	38	1.0		µg/L	1	12/21/2020 11:09:25 PM	W7417:
1,1-Dichloroethene	1.6	1.0		µg/L	1	12/21/2020 11:09:25 PM	W7417:

Refer to the QC Summary report and sample login checklist for flagged QC data and preservation information.

Qualifiers:	*	Value exceeds Maximum Contaminant Level.	B	Analyte detected in the associated Method Blank
	D	Sample Diluted Due to Matrix	E	Value above quantitation range
	H	Holding times for preparation or analysis exceeded	J	Analyte detected below quantitation limits
	ND	Not Detected at the Reporting Limit	P	Sample pH Not In Range
	PQL	Practical Quantitative Limit	RL	Reporting Limit
	S	% Recovery outside of range due to dilution or matrix		

Analytical Report

Lab Order: 2012711

Date Reported: 12/29/2020

Hall Environmental Analysis Laboratory, Inc.

CLIENT: GHD

Lab Order: 2012711

Project: WT 1

EPA METHOD 8260B: VOLATILES

Analyst: **JMR**

1,2-Dichloropropane	ND	1.0	µg/L	1	12/21/2020 11:09:25 PM W7417:
1,3-Dichloropropane	ND	1.0	µg/L	1	12/21/2020 11:09:25 PM W7417:
2,2-Dichloropropane	ND	2.0	µg/L	1	12/21/2020 11:09:25 PM W7417:
1,1-Dichloropropene	ND	1.0	µg/L	1	12/21/2020 11:09:25 PM W7417:
Hexachlorobutadiene	ND	1.0	µg/L	1	12/21/2020 11:09:25 PM W7417:
2-Hexanone	ND	10	µg/L	1	12/21/2020 11:09:25 PM W7417:
Isopropylbenzene	ND	1.0	µg/L	1	12/21/2020 11:09:25 PM W7417:
4-Isopropyltoluene	ND	1.0	µg/L	1	12/21/2020 11:09:25 PM W7417:
4-Methyl-2-pentanone	ND	10	µg/L	1	12/21/2020 11:09:25 PM W7417:
Methylene Chloride	ND	3.0	µg/L	1	12/21/2020 11:09:25 PM W7417:
n-Butylbenzene	ND	3.0	µg/L	1	12/21/2020 11:09:25 PM W7417:
n-Propylbenzene	ND	1.0	µg/L	1	12/21/2020 11:09:25 PM W7417:
sec-Butylbenzene	ND	1.0	µg/L	1	12/21/2020 11:09:25 PM W7417:
Styrene	ND	1.0	µg/L	1	12/21/2020 11:09:25 PM W7417:
tert-Butylbenzene	ND	1.0	µg/L	1	12/21/2020 11:09:25 PM W7417:
1,1,1,2-Tetrachloroethane	ND	1.0	µg/L	1	12/21/2020 11:09:25 PM W7417:
1,1,2,2-Tetrachloroethane	ND	2.0	µg/L	1	12/21/2020 11:09:25 PM W7417:
Tetrachloroethene (PCE)	ND	1.0	µg/L	1	12/21/2020 11:09:25 PM W7417:
trans-1,2-DCE	ND	1.0	µg/L	1	12/21/2020 11:09:25 PM W7417:
trans-1,3-Dichloropropene	ND	1.0	µg/L	1	12/21/2020 11:09:25 PM W7417:
1,2,3-Trichlorobenzene	ND	1.0	µg/L	1	12/21/2020 11:09:25 PM W7417:
1,2,4-Trichlorobenzene	ND	1.0	µg/L	1	12/21/2020 11:09:25 PM W7417:
1,1,1-Trichloroethane	ND	1.0	µg/L	1	12/21/2020 11:09:25 PM W7417:
1,1,2-Trichloroethane	ND	1.0	µg/L	1	12/21/2020 11:09:25 PM W7417:
Trichloroethene (TCE)	19	1.0	µg/L	1	12/21/2020 11:09:25 PM W7417:
Trichlorofluoromethane	ND	1.0	µg/L	1	12/21/2020 11:09:25 PM W7417:
1,2,3-Trichloropropane	ND	2.0	µg/L	1	12/21/2020 11:09:25 PM W7417:
Vinyl chloride	ND	1.0	µg/L	1	12/21/2020 11:09:25 PM W7417:
Xylenes, Total	ND	1.5	µg/L	1	12/21/2020 11:09:25 PM W7417:
Surr: 1,2-Dichloroethane-d4	102	70-130	%Rec	1	12/21/2020 11:09:25 PM W7417:
Surr: 4-Bromofluorobenzene	101	70-130	%Rec	1	12/21/2020 11:09:25 PM W7417:
Surr: Dibromofluoromethane	101	70-130	%Rec	1	12/21/2020 11:09:25 PM W7417:
Surr: Toluene-d8	102	70-130	%Rec	1	12/21/2020 11:09:25 PM W7417:

Refer to the QC Summary report and sample login checklist for flagged QC data and preservation information.

Qualifiers:	*	Value exceeds Maximum Contaminant Level.	B	Analyte detected in the associated Method Blank
	D	Sample Diluted Due to Matrix	E	Value above quantitation range
	H	Holding times for preparation or analysis exceeded	J	Analyte detected below quantitation limits
	ND	Not Detected at the Reporting Limit	P	Sample pH Not In Range
	PQL	Practical Quantitative Limit	RL	Reporting Limit
	S	% Recovery outside of range due to dilution or matrix		

Analytical Report

Lab Order: 2012711

Date Reported: 12/29/2020

Hall Environmental Analysis Laboratory, Inc.

CLIENT: GHD

Lab Order: 2012711

Project: WT 1

Lab ID: 2012711-002

Collection Date: 12/14/2020 12:25:00 PM

Client Sample ID: MW-5

Matrix: GROUNDWATER

Analyses	Result	RL	Qual	Units	DF	Date Analyzed	Batch ID
EPA METHOD 300.0: ANIONS							Analyst: CAS
Sulfate	1.8	0.50		mg/L	1	12/19/2020 1:09:50 AM	A74142
EPA METHOD 8260B: VOLATILES							Analyst: JMR
Benzene	15	2.0		µg/L	2	12/21/2020 11:37:46 PM	W7417:
Toluene	2.2	2.0		µg/L	2	12/21/2020 11:37:46 PM	W7417:
Ethylbenzene	5.4	2.0		µg/L	2	12/21/2020 11:37:46 PM	W7417:
Methyl tert-butyl ether (MTBE)	ND	2.0		µg/L	2	12/21/2020 11:37:46 PM	W7417:
1,2,4-Trimethylbenzene	7.2	2.0		µg/L	2	12/21/2020 11:37:46 PM	W7417:
1,3,5-Trimethylbenzene	ND	2.0		µg/L	2	12/21/2020 11:37:46 PM	W7417:
1,2-Dichloroethane (EDC)	ND	2.0		µg/L	2	12/21/2020 11:37:46 PM	W7417:
1,2-Dibromoethane (EDB)	ND	2.0		µg/L	2	12/21/2020 11:37:46 PM	W7417:
Naphthalene	7.6	4.0		µg/L	2	12/21/2020 11:37:46 PM	W7417:
1-Methylnaphthalene	ND	8.0		µg/L	2	12/21/2020 11:37:46 PM	W7417:
2-Methylnaphthalene	ND	8.0		µg/L	2	12/21/2020 11:37:46 PM	W7417:
Acetone	ND	20		µg/L	2	12/21/2020 11:37:46 PM	W7417:
Bromobenzene	ND	2.0		µg/L	2	12/21/2020 11:37:46 PM	W7417:
Bromodichloromethane	ND	2.0		µg/L	2	12/21/2020 11:37:46 PM	W7417:
Bromoform	ND	2.0		µg/L	2	12/21/2020 11:37:46 PM	W7417:
Bromomethane	ND	6.0		µg/L	2	12/21/2020 11:37:46 PM	W7417:
2-Butanone	ND	20		µg/L	2	12/21/2020 11:37:46 PM	W7417:
Carbon disulfide	ND	20		µg/L	2	12/21/2020 11:37:46 PM	W7417:
Carbon Tetrachloride	ND	2.0		µg/L	2	12/21/2020 11:37:46 PM	W7417:
Chlorobenzene	ND	2.0		µg/L	2	12/21/2020 11:37:46 PM	W7417:
Chloroethane	ND	4.0		µg/L	2	12/21/2020 11:37:46 PM	W7417:
Chloroform	ND	2.0		µg/L	2	12/21/2020 11:37:46 PM	W7417:
Chloromethane	ND	6.0		µg/L	2	12/21/2020 11:37:46 PM	W7417:
2-Chlorotoluene	ND	2.0		µg/L	2	12/21/2020 11:37:46 PM	W7417:
4-Chlorotoluene	ND	2.0		µg/L	2	12/21/2020 11:37:46 PM	W7417:
cis-1,2-DCE	32	2.0		µg/L	2	12/21/2020 11:37:46 PM	W7417:
cis-1,3-Dichloropropene	ND	2.0		µg/L	2	12/21/2020 11:37:46 PM	W7417:
1,2-Dibromo-3-chloropropane	ND	4.0		µg/L	2	12/21/2020 11:37:46 PM	W7417:
Dibromochloromethane	ND	2.0		µg/L	2	12/21/2020 11:37:46 PM	W7417:
Dibromomethane	ND	2.0		µg/L	2	12/21/2020 11:37:46 PM	W7417:
1,2-Dichlorobenzene	ND	2.0		µg/L	2	12/21/2020 11:37:46 PM	W7417:
1,3-Dichlorobenzene	ND	2.0		µg/L	2	12/21/2020 11:37:46 PM	W7417:
1,4-Dichlorobenzene	ND	2.0		µg/L	2	12/21/2020 11:37:46 PM	W7417:
Dichlorodifluoromethane	ND	2.0		µg/L	2	12/21/2020 11:37:46 PM	W7417:
1,1-Dichloroethane	97	2.0		µg/L	2	12/21/2020 11:37:46 PM	W7417:
1,1-Dichloroethene	ND	2.0		µg/L	2	12/21/2020 11:37:46 PM	W7417:

Refer to the QC Summary report and sample login checklist for flagged QC data and preservation information.

Qualifiers:	*	Value exceeds Maximum Contaminant Level.	B	Analyte detected in the associated Method Blank
	D	Sample Diluted Due to Matrix	E	Value above quantitation range
	H	Holding times for preparation or analysis exceeded	J	Analyte detected below quantitation limits
	ND	Not Detected at the Reporting Limit	P	Sample pH Not In Range
	PQL	Practical Quantitative Limit	RL	Reporting Limit
	S	% Recovery outside of range due to dilution or matrix		

Analytical Report

Lab Order: 2012711

Date Reported: 12/29/2020

Hall Environmental Analysis Laboratory, Inc.

CLIENT: GHD
Project: WT 1

Lab Order: 2012711

EPA METHOD 8260B: VOLATILES

Analyst: **JMR**

1,2-Dichloropropane	ND	2.0	µg/L	2	12/21/2020 11:37:46 PM W7417:
1,3-Dichloropropane	ND	2.0	µg/L	2	12/21/2020 11:37:46 PM W7417:
2,2-Dichloropropane	ND	4.0	µg/L	2	12/21/2020 11:37:46 PM W7417:
1,1-Dichloropropene	ND	2.0	µg/L	2	12/21/2020 11:37:46 PM W7417:
Hexachlorobutadiene	ND	2.0	µg/L	2	12/21/2020 11:37:46 PM W7417:
2-Hexanone	ND	20	µg/L	2	12/21/2020 11:37:46 PM W7417:
Isopropylbenzene	ND	2.0	µg/L	2	12/21/2020 11:37:46 PM W7417:
4-Isopropyltoluene	ND	2.0	µg/L	2	12/21/2020 11:37:46 PM W7417:
4-Methyl-2-pentanone	ND	20	µg/L	2	12/21/2020 11:37:46 PM W7417:
Methylene Chloride	ND	6.0	µg/L	2	12/21/2020 11:37:46 PM W7417:
n-Butylbenzene	ND	6.0	µg/L	2	12/21/2020 11:37:46 PM W7417:
n-Propylbenzene	ND	2.0	µg/L	2	12/21/2020 11:37:46 PM W7417:
sec-Butylbenzene	ND	2.0	µg/L	2	12/21/2020 11:37:46 PM W7417:
Styrene	ND	2.0	µg/L	2	12/21/2020 11:37:46 PM W7417:
tert-Butylbenzene	ND	2.0	µg/L	2	12/21/2020 11:37:46 PM W7417:
1,1,1,2-Tetrachloroethane	ND	2.0	µg/L	2	12/21/2020 11:37:46 PM W7417:
1,1,2,2-Tetrachloroethane	ND	4.0	µg/L	2	12/21/2020 11:37:46 PM W7417:
Tetrachloroethene (PCE)	ND	2.0	µg/L	2	12/21/2020 11:37:46 PM W7417:
trans-1,2-DCE	ND	2.0	µg/L	2	12/21/2020 11:37:46 PM W7417:
trans-1,3-Dichloropropene	ND	2.0	µg/L	2	12/21/2020 11:37:46 PM W7417:
1,2,3-Trichlorobenzene	ND	2.0	µg/L	2	12/21/2020 11:37:46 PM W7417:
1,2,4-Trichlorobenzene	ND	2.0	µg/L	2	12/21/2020 11:37:46 PM W7417:
1,1,1-Trichloroethane	ND	2.0	µg/L	2	12/21/2020 11:37:46 PM W7417:
1,1,2-Trichloroethane	ND	2.0	µg/L	2	12/21/2020 11:37:46 PM W7417:
Trichloroethene (TCE)	21	2.0	µg/L	2	12/21/2020 11:37:46 PM W7417:
Trichlorofluoromethane	ND	2.0	µg/L	2	12/21/2020 11:37:46 PM W7417:
1,2,3-Trichloropropane	ND	4.0	µg/L	2	12/21/2020 11:37:46 PM W7417:
Vinyl chloride	ND	2.0	µg/L	2	12/21/2020 11:37:46 PM W7417:
Xylenes, Total	6.0	3.0	µg/L	2	12/21/2020 11:37:46 PM W7417:
Surr: 1,2-Dichloroethane-d4	103	70-130	%Rec	2	12/21/2020 11:37:46 PM W7417:
Surr: 4-Bromofluorobenzene	102	70-130	%Rec	2	12/21/2020 11:37:46 PM W7417:
Surr: Dibromofluoromethane	103	70-130	%Rec	2	12/21/2020 11:37:46 PM W7417:
Surr: Toluene-d8	98.7	70-130	%Rec	2	12/21/2020 11:37:46 PM W7417:

Refer to the QC Summary report and sample login checklist for flagged QC data and preservation information.

Qualifiers:	*	Value exceeds Maximum Contaminant Level.	B	Analyte detected in the associated Method Blank
	D	Sample Diluted Due to Matrix	E	Value above quantitation range
	H	Holding times for preparation or analysis exceeded	J	Analyte detected below quantitation limits
	ND	Not Detected at the Reporting Limit	P	Sample pH Not In Range
	PQL	Practical Quantitative Limit	RL	Reporting Limit
	S	% Recovery outside of range due to dilution or matrix		

Analytical Report

Lab Order: 2012711

Date Reported: 12/29/2020

Hall Environmental Analysis Laboratory, Inc.

CLIENT: GHD

Lab Order: 2012711

Project: WT 1

Lab ID: 2012711-003

Collection Date: 12/14/2020 1:00:00 PM

Client Sample ID: SVE-1A

Matrix: GROUNDWATER

Analyses	Result	RL	Qual	Units	DF	Date Analyzed	Batch ID
EPA METHOD 300.0: ANIONS							Analyst: JMT
Sulfate	720	50	*	mg/L	100	12/17/2020 4:47:27 PM	R74107
EPA METHOD 8260B: VOLATILES							Analyst: JMR
Benzene	20	2.0		µg/L	2	12/22/2020 12:34:29 AM	W7417:
Toluene	ND	2.0		µg/L	2	12/22/2020 12:34:29 AM	W7417:
Ethylbenzene	14	2.0		µg/L	2	12/22/2020 12:34:29 AM	W7417:
Methyl tert-butyl ether (MTBE)	ND	2.0		µg/L	2	12/22/2020 12:34:29 AM	W7417:
1,2,4-Trimethylbenzene	ND	2.0		µg/L	2	12/22/2020 12:34:29 AM	W7417:
1,3,5-Trimethylbenzene	ND	2.0		µg/L	2	12/22/2020 12:34:29 AM	W7417:
1,2-Dichloroethane (EDC)	ND	2.0		µg/L	2	12/22/2020 12:34:29 AM	W7417:
1,2-Dibromoethane (EDB)	ND	2.0		µg/L	2	12/22/2020 12:34:29 AM	W7417:
Naphthalene	17	4.0		µg/L	2	12/22/2020 12:34:29 AM	W7417:
1-Methylnaphthalene	ND	8.0		µg/L	2	12/22/2020 12:34:29 AM	W7417:
2-Methylnaphthalene	ND	8.0		µg/L	2	12/22/2020 12:34:29 AM	W7417:
Acetone	ND	20		µg/L	2	12/22/2020 12:34:29 AM	W7417:
Bromobenzene	ND	2.0		µg/L	2	12/22/2020 12:34:29 AM	W7417:
Bromodichloromethane	ND	2.0		µg/L	2	12/22/2020 12:34:29 AM	W7417:
Bromoform	ND	2.0		µg/L	2	12/22/2020 12:34:29 AM	W7417:
Bromomethane	ND	6.0		µg/L	2	12/22/2020 12:34:29 AM	W7417:
2-Butanone	ND	20		µg/L	2	12/22/2020 12:34:29 AM	W7417:
Carbon disulfide	ND	20		µg/L	2	12/22/2020 12:34:29 AM	W7417:
Carbon Tetrachloride	ND	2.0		µg/L	2	12/22/2020 12:34:29 AM	W7417:
Chlorobenzene	ND	2.0		µg/L	2	12/22/2020 12:34:29 AM	W7417:
Chloroethane	ND	4.0		µg/L	2	12/22/2020 12:34:29 AM	W7417:
Chloroform	ND	2.0		µg/L	2	12/22/2020 12:34:29 AM	W7417:
Chloromethane	ND	6.0		µg/L	2	12/22/2020 12:34:29 AM	W7417:
2-Chlorotoluene	ND	2.0		µg/L	2	12/22/2020 12:34:29 AM	W7417:
4-Chlorotoluene	ND	2.0		µg/L	2	12/22/2020 12:34:29 AM	W7417:
cis-1,2-DCE	78	2.0		µg/L	2	12/22/2020 12:34:29 AM	W7417:
cis-1,3-Dichloropropene	ND	2.0		µg/L	2	12/22/2020 12:34:29 AM	W7417:
1,2-Dibromo-3-chloropropane	ND	4.0		µg/L	2	12/22/2020 12:34:29 AM	W7417:
Dibromochloromethane	ND	2.0		µg/L	2	12/22/2020 12:34:29 AM	W7417:
Dibromomethane	ND	2.0		µg/L	2	12/22/2020 12:34:29 AM	W7417:
1,2-Dichlorobenzene	ND	2.0		µg/L	2	12/22/2020 12:34:29 AM	W7417:
1,3-Dichlorobenzene	ND	2.0		µg/L	2	12/22/2020 12:34:29 AM	W7417:
1,4-Dichlorobenzene	ND	2.0		µg/L	2	12/22/2020 12:34:29 AM	W7417:
Dichlorodifluoromethane	ND	2.0		µg/L	2	12/22/2020 12:34:29 AM	W7417:
1,1-Dichloroethane	70	2.0		µg/L	2	12/22/2020 12:34:29 AM	W7417:
1,1-Dichloroethene	2.2	2.0		µg/L	2	12/22/2020 12:34:29 AM	W7417:

Refer to the QC Summary report and sample login checklist for flagged QC data and preservation information.

Qualifiers:	*	Value exceeds Maximum Contaminant Level.	B	Analyte detected in the associated Method Blank
	D	Sample Diluted Due to Matrix	E	Value above quantitation range
	H	Holding times for preparation or analysis exceeded	J	Analyte detected below quantitation limits
	ND	Not Detected at the Reporting Limit	P	Sample pH Not In Range
	PQL	Practical Quantitative Limit	RL	Reporting Limit
	S	% Recovery outside of range due to dilution or matrix		

Analytical Report

Lab Order: 2012711

Date Reported: 12/29/2020

Hall Environmental Analysis Laboratory, Inc.

CLIENT: GHD
Project: WT 1

Lab Order: 2012711

EPA METHOD 8260B: VOLATILES

Analyst: JMR

1,2-Dichloropropane	ND	2.0	µg/L	2	12/22/2020 12:34:29 AM W7417:
1,3-Dichloropropane	ND	2.0	µg/L	2	12/22/2020 12:34:29 AM W7417:
2,2-Dichloropropane	ND	4.0	µg/L	2	12/22/2020 12:34:29 AM W7417:
1,1-Dichloropropene	ND	2.0	µg/L	2	12/22/2020 12:34:29 AM W7417:
Hexachlorobutadiene	ND	2.0	µg/L	2	12/22/2020 12:34:29 AM W7417:
2-Hexanone	ND	20	µg/L	2	12/22/2020 12:34:29 AM W7417:
Isopropylbenzene	3.1	2.0	µg/L	2	12/22/2020 12:34:29 AM W7417:
4-Isopropyltoluene	ND	2.0	µg/L	2	12/22/2020 12:34:29 AM W7417:
4-Methyl-2-pentanone	ND	20	µg/L	2	12/22/2020 12:34:29 AM W7417:
Methylene Chloride	ND	6.0	µg/L	2	12/22/2020 12:34:29 AM W7417:
n-Butylbenzene	ND	6.0	µg/L	2	12/22/2020 12:34:29 AM W7417:
n-Propylbenzene	2.7	2.0	µg/L	2	12/22/2020 12:34:29 AM W7417:
sec-Butylbenzene	ND	2.0	µg/L	2	12/22/2020 12:34:29 AM W7417:
Styrene	ND	2.0	µg/L	2	12/22/2020 12:34:29 AM W7417:
tert-Butylbenzene	ND	2.0	µg/L	2	12/22/2020 12:34:29 AM W7417:
1,1,1,2-Tetrachloroethane	ND	2.0	µg/L	2	12/22/2020 12:34:29 AM W7417:
1,1,2,2-Tetrachloroethane	ND	4.0	µg/L	2	12/22/2020 12:34:29 AM W7417:
Tetrachloroethene (PCE)	ND	2.0	µg/L	2	12/22/2020 12:34:29 AM W7417:
trans-1,2-DCE	ND	2.0	µg/L	2	12/22/2020 12:34:29 AM W7417:
trans-1,3-Dichloropropene	ND	2.0	µg/L	2	12/22/2020 12:34:29 AM W7417:
1,2,3-Trichlorobenzene	ND	2.0	µg/L	2	12/22/2020 12:34:29 AM W7417:
1,2,4-Trichlorobenzene	ND	2.0	µg/L	2	12/22/2020 12:34:29 AM W7417:
1,1,1-Trichloroethane	ND	2.0	µg/L	2	12/22/2020 12:34:29 AM W7417:
1,1,2-Trichloroethane	ND	2.0	µg/L	2	12/22/2020 12:34:29 AM W7417:
Trichloroethene (TCE)	7.3	2.0	µg/L	2	12/22/2020 12:34:29 AM W7417:
Trichlorofluoromethane	ND	2.0	µg/L	2	12/22/2020 12:34:29 AM W7417:
1,2,3-Trichloropropane	ND	4.0	µg/L	2	12/22/2020 12:34:29 AM W7417:
Vinyl chloride	ND	2.0	µg/L	2	12/22/2020 12:34:29 AM W7417:
Xylenes, Total	ND	3.0	µg/L	2	12/22/2020 12:34:29 AM W7417:
Surr: 1,2-Dichloroethane-d4	102	70-130	%Rec	2	12/22/2020 12:34:29 AM W7417:
Surr: 4-Bromofluorobenzene	100	70-130	%Rec	2	12/22/2020 12:34:29 AM W7417:
Surr: Dibromofluoromethane	109	70-130	%Rec	2	12/22/2020 12:34:29 AM W7417:
Surr: Toluene-d8	97.2	70-130	%Rec	2	12/22/2020 12:34:29 AM W7417:

Refer to the QC Summary report and sample login checklist for flagged QC data and preservation information.

Qualifiers:	*	Value exceeds Maximum Contaminant Level.	B	Analyte detected in the associated Method Blank
	D	Sample Diluted Due to Matrix	E	Value above quantitation range
	H	Holding times for preparation or analysis exceeded	J	Analyte detected below quantitation limits
	ND	Not Detected at the Reporting Limit	P	Sample pH Not In Range
	PQL	Practical Quantitative Limit	RL	Reporting Limit
	S	% Recovery outside of range due to dilution or matrix		

Analytical Report

Lab Order: 2012711

Date Reported: 12/29/2020

Hall Environmental Analysis Laboratory, Inc.

CLIENT: GHD

Lab Order: 2012711

Project: WT 1

Lab ID: 2012711-004

Collection Date: 12/14/2020 2:30:00 PM

Client Sample ID: SVE-9

Matrix: GROUNDWATER

Analyses	Result	RL	Qual	Units	DF	Date Analyzed	Batch ID
EPA METHOD 300.0: ANIONS							Analyst: JMT
Sulfate	850	50	*	mg/L	100	12/17/2020 5:37:05 PM	R74107
EPA METHOD 8260B: VOLATILES							Analyst: JMR
Benzene	12	1.0		µg/L	1	12/22/2020 1:02:44 AM	W7417:
Toluene	ND	1.0		µg/L	1	12/22/2020 1:02:44 AM	W7417:
Ethylbenzene	ND	1.0		µg/L	1	12/22/2020 1:02:44 AM	W7417:
Methyl tert-butyl ether (MTBE)	ND	1.0		µg/L	1	12/22/2020 1:02:44 AM	W7417:
1,2,4-Trimethylbenzene	ND	1.0		µg/L	1	12/22/2020 1:02:44 AM	W7417:
1,3,5-Trimethylbenzene	ND	1.0		µg/L	1	12/22/2020 1:02:44 AM	W7417:
1,2-Dichloroethane (EDC)	ND	1.0		µg/L	1	12/22/2020 1:02:44 AM	W7417:
1,2-Dibromoethane (EDB)	ND	1.0		µg/L	1	12/22/2020 1:02:44 AM	W7417:
Naphthalene	ND	2.0		µg/L	1	12/22/2020 1:02:44 AM	W7417:
1-Methylnaphthalene	ND	4.0		µg/L	1	12/22/2020 1:02:44 AM	W7417:
2-Methylnaphthalene	ND	4.0		µg/L	1	12/22/2020 1:02:44 AM	W7417:
Acetone	110	10		µg/L	1	12/22/2020 1:02:44 AM	W7417:
Bromobenzene	ND	1.0		µg/L	1	12/22/2020 1:02:44 AM	W7417:
Bromodichloromethane	ND	1.0		µg/L	1	12/22/2020 1:02:44 AM	W7417:
Bromoform	4.6	1.0		µg/L	1	12/22/2020 1:02:44 AM	W7417:
Bromomethane	ND	3.0		µg/L	1	12/22/2020 1:02:44 AM	W7417:
2-Butanone	ND	10		µg/L	1	12/22/2020 1:02:44 AM	W7417:
Carbon disulfide	ND	10		µg/L	1	12/22/2020 1:02:44 AM	W7417:
Carbon Tetrachloride	ND	1.0		µg/L	1	12/22/2020 1:02:44 AM	W7417:
Chlorobenzene	ND	1.0		µg/L	1	12/22/2020 1:02:44 AM	W7417:
Chloroethane	ND	2.0		µg/L	1	12/22/2020 1:02:44 AM	W7417:
Chloroform	ND	1.0		µg/L	1	12/22/2020 1:02:44 AM	W7417:
Chloromethane	ND	3.0		µg/L	1	12/22/2020 1:02:44 AM	W7417:
2-Chlorotoluene	ND	1.0		µg/L	1	12/22/2020 1:02:44 AM	W7417:
4-Chlorotoluene	ND	1.0		µg/L	1	12/22/2020 1:02:44 AM	W7417:
cis-1,2-DCE	ND	1.0		µg/L	1	12/22/2020 1:02:44 AM	W7417:
cis-1,3-Dichloropropene	ND	1.0		µg/L	1	12/22/2020 1:02:44 AM	W7417:
1,2-Dibromo-3-chloropropane	ND	2.0		µg/L	1	12/22/2020 1:02:44 AM	W7417:
Dibromochloromethane	ND	1.0		µg/L	1	12/22/2020 1:02:44 AM	W7417:
Dibromomethane	ND	1.0		µg/L	1	12/22/2020 1:02:44 AM	W7417:
1,2-Dichlorobenzene	ND	1.0		µg/L	1	12/22/2020 1:02:44 AM	W7417:
1,3-Dichlorobenzene	ND	1.0		µg/L	1	12/22/2020 1:02:44 AM	W7417:
1,4-Dichlorobenzene	ND	1.0		µg/L	1	12/22/2020 1:02:44 AM	W7417:
Dichlorodifluoromethane	ND	1.0		µg/L	1	12/22/2020 1:02:44 AM	W7417:
1,1-Dichloroethane	ND	1.0		µg/L	1	12/22/2020 1:02:44 AM	W7417:
1,1-Dichloroethene	ND	1.0		µg/L	1	12/22/2020 1:02:44 AM	W7417:

Refer to the QC Summary report and sample login checklist for flagged QC data and preservation information.

Qualifiers:	*	Value exceeds Maximum Contaminant Level.	B	Analyte detected in the associated Method Blank
	D	Sample Diluted Due to Matrix	E	Value above quantitation range
	H	Holding times for preparation or analysis exceeded	J	Analyte detected below quantitation limits
	ND	Not Detected at the Reporting Limit	P	Sample pH Not In Range
	PQL	Practical Quantitative Limit	RL	Reporting Limit
	S	% Recovery outside of range due to dilution or matrix		

Analytical Report

Lab Order: 2012711

Date Reported: 12/29/2020

Hall Environmental Analysis Laboratory, Inc.

CLIENT: GHD

Lab Order: 2012711

Project: WT 1

EPA METHOD 8260B: VOLATILES

Analyst: **JMR**

1,2-Dichloropropane	ND	1.0	µg/L	1	12/22/2020 1:02:44 AM	W7417:
1,3-Dichloropropane	ND	1.0	µg/L	1	12/22/2020 1:02:44 AM	W7417:
2,2-Dichloropropane	ND	2.0	µg/L	1	12/22/2020 1:02:44 AM	W7417:
1,1-Dichloropropene	ND	1.0	µg/L	1	12/22/2020 1:02:44 AM	W7417:
Hexachlorobutadiene	ND	1.0	µg/L	1	12/22/2020 1:02:44 AM	W7417:
2-Hexanone	ND	10	µg/L	1	12/22/2020 1:02:44 AM	W7417:
Isopropylbenzene	ND	1.0	µg/L	1	12/22/2020 1:02:44 AM	W7417:
4-Isopropyltoluene	ND	1.0	µg/L	1	12/22/2020 1:02:44 AM	W7417:
4-Methyl-2-pentanone	ND	10	µg/L	1	12/22/2020 1:02:44 AM	W7417:
Methylene Chloride	ND	3.0	µg/L	1	12/22/2020 1:02:44 AM	W7417:
n-Butylbenzene	ND	3.0	µg/L	1	12/22/2020 1:02:44 AM	W7417:
n-Propylbenzene	ND	1.0	µg/L	1	12/22/2020 1:02:44 AM	W7417:
sec-Butylbenzene	ND	1.0	µg/L	1	12/22/2020 1:02:44 AM	W7417:
Styrene	ND	1.0	µg/L	1	12/22/2020 1:02:44 AM	W7417:
tert-Butylbenzene	ND	1.0	µg/L	1	12/22/2020 1:02:44 AM	W7417:
1,1,1,2-Tetrachloroethane	ND	1.0	µg/L	1	12/22/2020 1:02:44 AM	W7417:
1,1,2,2-Tetrachloroethane	ND	2.0	µg/L	1	12/22/2020 1:02:44 AM	W7417:
Tetrachloroethene (PCE)	ND	1.0	µg/L	1	12/22/2020 1:02:44 AM	W7417:
trans-1,2-DCE	ND	1.0	µg/L	1	12/22/2020 1:02:44 AM	W7417:
trans-1,3-Dichloropropene	ND	1.0	µg/L	1	12/22/2020 1:02:44 AM	W7417:
1,2,3-Trichlorobenzene	ND	1.0	µg/L	1	12/22/2020 1:02:44 AM	W7417:
1,2,4-Trichlorobenzene	ND	1.0	µg/L	1	12/22/2020 1:02:44 AM	W7417:
1,1,1-Trichloroethane	ND	1.0	µg/L	1	12/22/2020 1:02:44 AM	W7417:
1,1,2-Trichloroethane	ND	1.0	µg/L	1	12/22/2020 1:02:44 AM	W7417:
Trichloroethene (TCE)	ND	1.0	µg/L	1	12/22/2020 1:02:44 AM	W7417:
Trichlorofluoromethane	ND	1.0	µg/L	1	12/22/2020 1:02:44 AM	W7417:
1,2,3-Trichloropropane	ND	2.0	µg/L	1	12/22/2020 1:02:44 AM	W7417:
Vinyl chloride	ND	1.0	µg/L	1	12/22/2020 1:02:44 AM	W7417:
Xylenes, Total	ND	1.5	µg/L	1	12/22/2020 1:02:44 AM	W7417:
Surr: 1,2-Dichloroethane-d4	96.5	70-130	%Rec	1	12/22/2020 1:02:44 AM	W7417:
Surr: 4-Bromofluorobenzene	105	70-130	%Rec	1	12/22/2020 1:02:44 AM	W7417:
Surr: Dibromofluoromethane	105	70-130	%Rec	1	12/22/2020 1:02:44 AM	W7417:
Surr: Toluene-d8	98.1	70-130	%Rec	1	12/22/2020 1:02:44 AM	W7417:

Refer to the QC Summary report and sample login checklist for flagged QC data and preservation information.

Qualifiers:	*	Value exceeds Maximum Contaminant Level.	B	Analyte detected in the associated Method Blank
	D	Sample Diluted Due to Matrix	E	Value above quantitation range
	H	Holding times for preparation or analysis exceeded	J	Analyte detected below quantitation limits
	ND	Not Detected at the Reporting Limit	P	Sample pH Not In Range
	PQL	Practical Quantitative Limit	RL	Reporting Limit
	S	% Recovery outside of range due to dilution or matrix		

Analytical Report

Lab Order: 2012711

Date Reported: 12/29/2020

Hall Environmental Analysis Laboratory, Inc.

CLIENT: GHD
Project: WT 1

Lab Order: 2012711

Lab ID: 2012711-005

Collection Date: 12/14/2020 2:50:00 PM

Client Sample ID: SVE-5

Matrix: GROUNDWATER

Analyses	Result	RL	Qual	Units	DF	Date Analyzed	Batch ID
EPA METHOD 300.0: ANIONS							Analyst: CAS
Sulfate	18000	250	*	mg/L	500	12/19/2020 1:22:42 AM	A74142
EPA METHOD 8260B: VOLATILES							Analyst: JMR
Benzene	950	50		µg/L	50	12/22/2020 1:39:36 PM	A74207
Toluene	7.7	5.0		µg/L	5	12/22/2020 1:31:00 AM	W7417:
Ethylbenzene	120	5.0		µg/L	5	12/22/2020 1:31:00 AM	W7417:
Methyl tert-butyl ether (MTBE)	ND	5.0		µg/L	5	12/22/2020 1:31:00 AM	W7417:
1,2,4-Trimethylbenzene	210	5.0		µg/L	5	12/22/2020 1:31:00 AM	W7417:
1,3,5-Trimethylbenzene	29	5.0		µg/L	5	12/22/2020 1:31:00 AM	W7417:
1,2-Dichloroethane (EDC)	ND	5.0		µg/L	5	12/22/2020 1:31:00 AM	W7417:
1,2-Dibromoethane (EDB)	ND	5.0		µg/L	5	12/22/2020 1:31:00 AM	W7417:
Naphthalene	20	10		µg/L	5	12/22/2020 1:31:00 AM	W7417:
1-Methylnaphthalene	ND	20		µg/L	5	12/22/2020 1:31:00 AM	W7417:
2-Methylnaphthalene	20	20		µg/L	5	12/22/2020 1:31:00 AM	W7417:
Acetone	120	50		µg/L	5	12/22/2020 1:31:00 AM	W7417:
Bromobenzene	ND	5.0		µg/L	5	12/22/2020 1:31:00 AM	W7417:
Bromodichloromethane	ND	5.0		µg/L	5	12/22/2020 1:31:00 AM	W7417:
Bromoform	ND	5.0		µg/L	5	12/22/2020 1:31:00 AM	W7417:
Bromomethane	ND	15		µg/L	5	12/22/2020 1:31:00 AM	W7417:
2-Butanone	82	50		µg/L	5	12/22/2020 1:31:00 AM	W7417:
Carbon disulfide	ND	50		µg/L	5	12/22/2020 1:31:00 AM	W7417:
Carbon Tetrachloride	ND	5.0		µg/L	5	12/22/2020 1:31:00 AM	W7417:
Chlorobenzene	ND	5.0		µg/L	5	12/22/2020 1:31:00 AM	W7417:
Chloroethane	ND	10		µg/L	5	12/22/2020 1:31:00 AM	W7417:
Chloroform	ND	5.0		µg/L	5	12/22/2020 1:31:00 AM	W7417:
Chloromethane	ND	15		µg/L	5	12/22/2020 1:31:00 AM	W7417:
2-Chlorotoluene	ND	5.0		µg/L	5	12/22/2020 1:31:00 AM	W7417:
4-Chlorotoluene	ND	5.0		µg/L	5	12/22/2020 1:31:00 AM	W7417:
cis-1,2-DCE	ND	5.0		µg/L	5	12/22/2020 1:31:00 AM	W7417:
cis-1,3-Dichloropropene	ND	5.0		µg/L	5	12/22/2020 1:31:00 AM	W7417:
1,2-Dibromo-3-chloropropane	ND	10		µg/L	5	12/22/2020 1:31:00 AM	W7417:
Dibromochloromethane	ND	5.0		µg/L	5	12/22/2020 1:31:00 AM	W7417:
Dibromomethane	ND	5.0		µg/L	5	12/22/2020 1:31:00 AM	W7417:
1,2-Dichlorobenzene	ND	5.0		µg/L	5	12/22/2020 1:31:00 AM	W7417:
1,3-Dichlorobenzene	ND	5.0		µg/L	5	12/22/2020 1:31:00 AM	W7417:
1,4-Dichlorobenzene	ND	5.0		µg/L	5	12/22/2020 1:31:00 AM	W7417:
Dichlorodifluoromethane	ND	5.0		µg/L	5	12/22/2020 1:31:00 AM	W7417:
1,1-Dichloroethane	ND	5.0		µg/L	5	12/22/2020 1:31:00 AM	W7417:
1,1-Dichloroethene	ND	5.0		µg/L	5	12/22/2020 1:31:00 AM	W7417:

Refer to the QC Summary report and sample login checklist for flagged QC data and preservation information.

Qualifiers:	*	Value exceeds Maximum Contaminant Level.	B	Analyte detected in the associated Method Blank
	D	Sample Diluted Due to Matrix	E	Value above quantitation range
	H	Holding times for preparation or analysis exceeded	J	Analyte detected below quantitation limits
	ND	Not Detected at the Reporting Limit	P	Sample pH Not In Range
	PQL	Practical Quantitative Limit	RL	Reporting Limit
	S	% Recovery outside of range due to dilution or matrix		

Analytical Report

Lab Order: 2012711

Hall Environmental Analysis Laboratory, Inc.

Date Reported: 12/29/2020

CLIENT: GHD

Lab Order: 2012711

Project: WT 1

EPA METHOD 8260B: VOLATILES

Analyst: JMR

1,2-Dichloropropane	ND	5.0	µg/L	5	12/22/2020 1:31:00 AM	W7417:
1,3-Dichloropropane	ND	5.0	µg/L	5	12/22/2020 1:31:00 AM	W7417:
2,2-Dichloropropane	ND	10	µg/L	5	12/22/2020 1:31:00 AM	W7417:
1,1-Dichloropropene	ND	5.0	µg/L	5	12/22/2020 1:31:00 AM	W7417:
Hexachlorobutadiene	ND	5.0	µg/L	5	12/22/2020 1:31:00 AM	W7417:
2-Hexanone	ND	50	µg/L	5	12/22/2020 1:31:00 AM	W7417:
Isopropylbenzene	26	5.0	µg/L	5	12/22/2020 1:31:00 AM	W7417:
4-Isopropyltoluene	ND	5.0	µg/L	5	12/22/2020 1:31:00 AM	W7417:
4-Methyl-2-pentanone	ND	50	µg/L	5	12/22/2020 1:31:00 AM	W7417:
Methylene Chloride	ND	15	µg/L	5	12/22/2020 1:31:00 AM	W7417:
n-Butylbenzene	ND	15	µg/L	5	12/22/2020 1:31:00 AM	W7417:
n-Propylbenzene	25	5.0	µg/L	5	12/22/2020 1:31:00 AM	W7417:
sec-Butylbenzene	5.3	5.0	µg/L	5	12/22/2020 1:31:00 AM	W7417:
Styrene	ND	5.0	µg/L	5	12/22/2020 1:31:00 AM	W7417:
tert-Butylbenzene	ND	5.0	µg/L	5	12/22/2020 1:31:00 AM	W7417:
1,1,1,2-Tetrachloroethane	ND	5.0	µg/L	5	12/22/2020 1:31:00 AM	W7417:
1,1,2,2-Tetrachloroethane	ND	10	µg/L	5	12/22/2020 1:31:00 AM	W7417:
Tetrachloroethene (PCE)	ND	5.0	µg/L	5	12/22/2020 1:31:00 AM	W7417:
trans-1,2-DCE	ND	5.0	µg/L	5	12/22/2020 1:31:00 AM	W7417:
trans-1,3-Dichloropropene	ND	5.0	µg/L	5	12/22/2020 1:31:00 AM	W7417:
1,2,3-Trichlorobenzene	ND	5.0	µg/L	5	12/22/2020 1:31:00 AM	W7417:
1,2,4-Trichlorobenzene	ND	5.0	µg/L	5	12/22/2020 1:31:00 AM	W7417:
1,1,1-Trichloroethane	ND	5.0	µg/L	5	12/22/2020 1:31:00 AM	W7417:
1,1,2-Trichloroethane	ND	5.0	µg/L	5	12/22/2020 1:31:00 AM	W7417:
Trichloroethene (TCE)	ND	5.0	µg/L	5	12/22/2020 1:31:00 AM	W7417:
Trichlorofluoromethane	ND	5.0	µg/L	5	12/22/2020 1:31:00 AM	W7417:
1,2,3-Trichloropropane	ND	10	µg/L	5	12/22/2020 1:31:00 AM	W7417:
Vinyl chloride	ND	5.0	µg/L	5	12/22/2020 1:31:00 AM	W7417:
Xylenes, Total	450	7.5	µg/L	5	12/22/2020 1:31:00 AM	W7417:
Surr: 1,2-Dichloroethane-d4	105	70-130	%Rec	5	12/22/2020 1:31:00 AM	W7417:
Surr: 4-Bromofluorobenzene	89.1	70-130	%Rec	5	12/22/2020 1:31:00 AM	W7417:
Surr: Dibromofluoromethane	102	70-130	%Rec	5	12/22/2020 1:31:00 AM	W7417:
Surr: Toluene-d8	95.5	70-130	%Rec	5	12/22/2020 1:31:00 AM	W7417:

Refer to the QC Summary report and sample login checklist for flagged QC data and preservation information.

Qualifiers:	*	Value exceeds Maximum Contaminant Level.	B	Analyte detected in the associated Method Blank
	D	Sample Diluted Due to Matrix	E	Value above quantitation range
	H	Holding times for preparation or analysis exceeded	J	Analyte detected below quantitation limits
	ND	Not Detected at the Reporting Limit	P	Sample pH Not In Range
	PQL	Practical Quantitative Limit	RL	Reporting Limit
	S	% Recovery outside of range due to dilution or matrix		

Page 10 of 26

Analytical Report

Lab Order: 2012711

Date Reported: 12/29/2020

Hall Environmental Analysis Laboratory, Inc.

CLIENT: GHD
Project: WT 1

Lab Order: 2012711

Lab ID: 2012711-006

Collection Date: 12/14/2020 3:10:00 PM

Client Sample ID: SVE-12

Matrix: GROUNDWATER

Analyses	Result	RL	Qual	Units	DF	Date Analyzed	Batch ID
EPA METHOD 300.0: ANIONS							Analyst: CAS
Sulfate	10000	250	*	mg/L	500	12/19/2020 1:35:34 AM	A74142
EPA METHOD 8260B: VOLATILES							Analyst: JMR
Benzene	3000	200	P	µg/L	200	12/22/2020 1:59:15 AM	W7417:
Toluene	ND	20	P	µg/L	20	12/22/2020 2:27:30 AM	W7417:
Ethylbenzene	210	20	P	µg/L	20	12/22/2020 2:27:30 AM	W7417:
Methyl tert-butyl ether (MTBE)	ND	20	P	µg/L	20	12/22/2020 2:27:30 AM	W7417:
1,2,4-Trimethylbenzene	83	20	P	µg/L	20	12/22/2020 2:27:30 AM	W7417:
1,3,5-Trimethylbenzene	ND	20	P	µg/L	20	12/22/2020 2:27:30 AM	W7417:
1,2-Dichloroethane (EDC)	ND	20	P	µg/L	20	12/22/2020 2:27:30 AM	W7417:
1,2-Dibromoethane (EDB)	ND	20	P	µg/L	20	12/22/2020 2:27:30 AM	W7417:
Naphthalene	ND	40	P	µg/L	20	12/22/2020 2:27:30 AM	W7417:
1-Methylnaphthalene	ND	80	P	µg/L	20	12/22/2020 2:27:30 AM	W7417:
2-Methylnaphthalene	ND	80	P	µg/L	20	12/22/2020 2:27:30 AM	W7417:
Acetone	ND	200	P	µg/L	20	12/22/2020 2:27:30 AM	W7417:
Bromobenzene	ND	20	P	µg/L	20	12/22/2020 2:27:30 AM	W7417:
Bromodichloromethane	ND	20	P	µg/L	20	12/22/2020 2:27:30 AM	W7417:
Bromoform	ND	20	P	µg/L	20	12/22/2020 2:27:30 AM	W7417:
Bromomethane	ND	60	P	µg/L	20	12/22/2020 2:27:30 AM	W7417:
2-Butanone	ND	200	P	µg/L	20	12/22/2020 2:27:30 AM	W7417:
Carbon disulfide	ND	200	P	µg/L	20	12/22/2020 2:27:30 AM	W7417:
Carbon Tetrachloride	ND	20	P	µg/L	20	12/22/2020 2:27:30 AM	W7417:
Chlorobenzene	ND	20	P	µg/L	20	12/22/2020 2:27:30 AM	W7417:
Chloroethane	ND	40	P	µg/L	20	12/22/2020 2:27:30 AM	W7417:
Chloroform	ND	20	P	µg/L	20	12/22/2020 2:27:30 AM	W7417:
Chloromethane	ND	60	P	µg/L	20	12/22/2020 2:27:30 AM	W7417:
2-Chlorotoluene	ND	20	P	µg/L	20	12/22/2020 2:27:30 AM	W7417:
4-Chlorotoluene	ND	20	P	µg/L	20	12/22/2020 2:27:30 AM	W7417:
cis-1,2-DCE	ND	20	P	µg/L	20	12/22/2020 2:27:30 AM	W7417:
cis-1,3-Dichloropropene	ND	20	P	µg/L	20	12/22/2020 2:27:30 AM	W7417:
1,2-Dibromo-3-chloropropane	ND	40	P	µg/L	20	12/22/2020 2:27:30 AM	W7417:
Dibromochloromethane	ND	20	P	µg/L	20	12/22/2020 2:27:30 AM	W7417:
Dibromomethane	ND	20	P	µg/L	20	12/22/2020 2:27:30 AM	W7417:
1,2-Dichlorobenzene	ND	20	P	µg/L	20	12/22/2020 2:27:30 AM	W7417:
1,3-Dichlorobenzene	ND	20	P	µg/L	20	12/22/2020 2:27:30 AM	W7417:
1,4-Dichlorobenzene	ND	20	P	µg/L	20	12/22/2020 2:27:30 AM	W7417:
Dichlorodifluoromethane	ND	20	P	µg/L	20	12/22/2020 2:27:30 AM	W7417:
1,1-Dichloroethane	ND	20	P	µg/L	20	12/22/2020 2:27:30 AM	W7417:
1,1-Dichloroethene	ND	20	P	µg/L	20	12/22/2020 2:27:30 AM	W7417:

Refer to the QC Summary report and sample login checklist for flagged QC data and preservation information.

Qualifiers:	*	Value exceeds Maximum Contaminant Level.	B	Analyte detected in the associated Method Blank
	D	Sample Diluted Due to Matrix	E	Value above quantitation range
	H	Holding times for preparation or analysis exceeded	J	Analyte detected below quantitation limits
	ND	Not Detected at the Reporting Limit	P	Sample pH Not In Range
	PQL	Practical Quantitative Limit	RL	Reporting Limit
	S	% Recovery outside of range due to dilution or matrix		

Analytical Report

Lab Order: 2012711

Hall Environmental Analysis Laboratory, Inc.

Date Reported: 12/29/2020

CLIENT: GHD

Lab Order: 2012711

Project: WT 1

EPA METHOD 8260B: VOLATILES

Analyst: JMR

1,2-Dichloropropane	ND	20	P	µg/L	20	12/22/2020 2:27:30 AM	W7417:
1,3-Dichloropropane	ND	20	P	µg/L	20	12/22/2020 2:27:30 AM	W7417:
2,2-Dichloropropane	ND	40	P	µg/L	20	12/22/2020 2:27:30 AM	W7417:
1,1-Dichloropropene	ND	20	P	µg/L	20	12/22/2020 2:27:30 AM	W7417:
Hexachlorobutadiene	ND	20	P	µg/L	20	12/22/2020 2:27:30 AM	W7417:
2-Hexanone	ND	200	P	µg/L	20	12/22/2020 2:27:30 AM	W7417:
Isopropylbenzene	19	10	P	µg/L	20	12/22/2020 2:27:30 AM	W7417:
4-Isopropyltoluene	ND	20	P	µg/L	20	12/22/2020 2:27:30 AM	W7417:
4-Methyl-2-pentanone	ND	200	P	µg/L	20	12/22/2020 2:27:30 AM	W7417:
Methylene Chloride	ND	60	P	µg/L	20	12/22/2020 2:27:30 AM	W7417:
n-Butylbenzene	ND	60	P	µg/L	20	12/22/2020 2:27:30 AM	W7417:
n-Propylbenzene	23	20	P	µg/L	20	12/22/2020 2:27:30 AM	W7417:
sec-Butylbenzene	ND	20	P	µg/L	20	12/22/2020 2:27:30 AM	W7417:
Styrene	ND	20	P	µg/L	20	12/22/2020 2:27:30 AM	W7417:
tert-Butylbenzene	ND	20	P	µg/L	20	12/22/2020 2:27:30 AM	W7417:
1,1,1,2-Tetrachloroethane	ND	20	P	µg/L	20	12/22/2020 2:27:30 AM	W7417:
1,1,2,2-Tetrachloroethane	ND	40	P	µg/L	20	12/22/2020 2:27:30 AM	W7417:
Tetrachloroethene (PCE)	ND	20	P	µg/L	20	12/22/2020 2:27:30 AM	W7417:
trans-1,2-DCE	ND	20	P	µg/L	20	12/22/2020 2:27:30 AM	W7417:
trans-1,3-Dichloropropene	ND	20	P	µg/L	20	12/22/2020 2:27:30 AM	W7417:
1,2,3-Trichlorobenzene	ND	20	P	µg/L	20	12/22/2020 2:27:30 AM	W7417:
1,2,4-Trichlorobenzene	ND	20	P	µg/L	20	12/22/2020 2:27:30 AM	W7417:
1,1,1-Trichloroethane	ND	20	P	µg/L	20	12/22/2020 2:27:30 AM	W7417:
1,1,2-Trichloroethane	ND	20	P	µg/L	20	12/22/2020 2:27:30 AM	W7417:
Trichloroethene (TCE)	ND	20	P	µg/L	20	12/22/2020 2:27:30 AM	W7417:
Trichlorofluoromethane	ND	20	P	µg/L	20	12/22/2020 2:27:30 AM	W7417:
1,2,3-Trichloropropane	ND	40	P	µg/L	20	12/22/2020 2:27:30 AM	W7417:
Vinyl chloride	ND	20	P	µg/L	20	12/22/2020 2:27:30 AM	W7417:
Xylenes, Total	120	30	P	µg/L	20	12/22/2020 2:27:30 AM	W7417:
Surr: 1,2-Dichloroethane-d4	100	70-130	P	%Rec	20	12/22/2020 2:27:30 AM	W7417:
Surr: 4-Bromofluorobenzene	106	70-130	P	%Rec	20	12/22/2020 2:27:30 AM	W7417:
Surr: Dibromofluoromethane	102	70-130	P	%Rec	20	12/22/2020 2:27:30 AM	W7417:
Surr: Toluene-d8	99.7	70-130	P	%Rec	20	12/22/2020 2:27:30 AM	W7417:

Refer to the QC Summary report and sample login checklist for flagged QC data and preservation information.

Qualifiers:	*	Value exceeds Maximum Contaminant Level.	B	Analyte detected in the associated Method Blank
	D	Sample Diluted Due to Matrix	E	Value above quantitation range
	H	Holding times for preparation or analysis exceeded	J	Analyte detected below quantitation limits
	ND	Not Detected at the Reporting Limit	P	Sample pH Not In Range
	PQL	Practical Quantitative Limit	RL	Reporting Limit
	S	% Recovery outside of range due to dilution or matrix		

Analytical Report

Lab Order: 2012711

Date Reported: 12/29/2020

Hall Environmental Analysis Laboratory, Inc.

CLIENT: GHD

Lab Order: 2012711

Project: WT 1

Lab ID: 2012711-007

Collection Date: 12/14/2020 3:30:00 PM

Client Sample ID: SVE-13

Matrix: GROUNDWATER

Analyses	Result	RL	Qual	Units	DF	Date Analyzed	Batch ID
EPA METHOD 300.0: ANIONS							Analyst: JMT
Sulfate	700	50	*	mg/L	100	12/17/2020 6:51:32 PM	R74107
EPA METHOD 8260B: VOLATILES							Analyst: JMR
Benzene	460	20		µg/L	20	12/22/2020 2:55:43 AM	W7417:
Toluene	ND	2.0		µg/L	2	12/22/2020 3:23:55 AM	W7417:
Ethylbenzene	6.7	2.0		µg/L	2	12/22/2020 3:23:55 AM	W7417:
Methyl tert-butyl ether (MTBE)	ND	2.0		µg/L	2	12/22/2020 3:23:55 AM	W7417:
1,2,4-Trimethylbenzene	ND	2.0		µg/L	2	12/22/2020 3:23:55 AM	W7417:
1,3,5-Trimethylbenzene	5.7	2.0		µg/L	2	12/22/2020 3:23:55 AM	W7417:
1,2-Dichloroethane (EDC)	ND	2.0		µg/L	2	12/22/2020 3:23:55 AM	W7417:
1,2-Dibromoethane (EDB)	ND	2.0		µg/L	2	12/22/2020 3:23:55 AM	W7417:
Naphthalene	ND	4.0		µg/L	2	12/22/2020 3:23:55 AM	W7417:
1-Methylnaphthalene	ND	8.0		µg/L	2	12/22/2020 3:23:55 AM	W7417:
2-Methylnaphthalene	ND	8.0		µg/L	2	12/22/2020 3:23:55 AM	W7417:
Acetone	ND	20		µg/L	2	12/22/2020 3:23:55 AM	W7417:
Bromobenzene	ND	2.0		µg/L	2	12/22/2020 3:23:55 AM	W7417:
Bromodichloromethane	ND	2.0		µg/L	2	12/22/2020 3:23:55 AM	W7417:
Bromoform	ND	2.0		µg/L	2	12/22/2020 3:23:55 AM	W7417:
Bromomethane	ND	6.0		µg/L	2	12/22/2020 3:23:55 AM	W7417:
2-Butanone	ND	20		µg/L	2	12/22/2020 3:23:55 AM	W7417:
Carbon disulfide	ND	20		µg/L	2	12/22/2020 3:23:55 AM	W7417:
Carbon Tetrachloride	ND	2.0		µg/L	2	12/22/2020 3:23:55 AM	W7417:
Chlorobenzene	ND	2.0		µg/L	2	12/22/2020 3:23:55 AM	W7417:
Chloroethane	ND	4.0		µg/L	2	12/22/2020 3:23:55 AM	W7417:
Chloroform	ND	2.0		µg/L	2	12/22/2020 3:23:55 AM	W7417:
Chloromethane	ND	6.0		µg/L	2	12/22/2020 3:23:55 AM	W7417:
2-Chlorotoluene	ND	2.0		µg/L	2	12/22/2020 3:23:55 AM	W7417:
4-Chlorotoluene	ND	2.0		µg/L	2	12/22/2020 3:23:55 AM	W7417:
cis-1,2-DCE	ND	2.0		µg/L	2	12/22/2020 3:23:55 AM	W7417:
cis-1,3-Dichloropropene	ND	2.0		µg/L	2	12/22/2020 3:23:55 AM	W7417:
1,2-Dibromo-3-chloropropane	ND	4.0		µg/L	2	12/22/2020 3:23:55 AM	W7417:
Dibromochloromethane	ND	2.0		µg/L	2	12/22/2020 3:23:55 AM	W7417:
Dibromomethane	ND	2.0		µg/L	2	12/22/2020 3:23:55 AM	W7417:
1,2-Dichlorobenzene	ND	2.0		µg/L	2	12/22/2020 3:23:55 AM	W7417:
1,3-Dichlorobenzene	ND	2.0		µg/L	2	12/22/2020 3:23:55 AM	W7417:
1,4-Dichlorobenzene	ND	2.0		µg/L	2	12/22/2020 3:23:55 AM	W7417:
Dichlorodifluoromethane	ND	2.0		µg/L	2	12/22/2020 3:23:55 AM	W7417:
1,1-Dichloroethane	ND	2.0		µg/L	2	12/22/2020 3:23:55 AM	W7417:
1,1-Dichloroethene	ND	2.0		µg/L	2	12/22/2020 3:23:55 AM	W7417:

Refer to the QC Summary report and sample login checklist for flagged QC data and preservation information.

Qualifiers:	*	Value exceeds Maximum Contaminant Level.	B	Analyte detected in the associated Method Blank
	D	Sample Diluted Due to Matrix	E	Value above quantitation range
	H	Holding times for preparation or analysis exceeded	J	Analyte detected below quantitation limits
	ND	Not Detected at the Reporting Limit	P	Sample pH Not In Range
	PQL	Practical Quantitative Limit	RL	Reporting Limit
	S	% Recovery outside of range due to dilution or matrix		

Analytical Report

Lab Order: 2012711

Hall Environmental Analysis Laboratory, Inc.

Date Reported: 12/29/2020

CLIENT: GHD

Lab Order: 2012711

Project: WT 1

EPA METHOD 8260B: VOLATILES

Analyst: **JMR**

1,2-Dichloropropane	ND	2.0	µg/L	2	12/22/2020 3:23:55 AM	W7417:
1,3-Dichloropropane	ND	2.0	µg/L	2	12/22/2020 3:23:55 AM	W7417:
2,2-Dichloropropane	ND	4.0	µg/L	2	12/22/2020 3:23:55 AM	W7417:
1,1-Dichloropropene	ND	2.0	µg/L	2	12/22/2020 3:23:55 AM	W7417:
Hexachlorobutadiene	ND	2.0	µg/L	2	12/22/2020 3:23:55 AM	W7417:
2-Hexanone	ND	20	µg/L	2	12/22/2020 3:23:55 AM	W7417:
Isopropylbenzene	2.5	2.0	µg/L	2	12/22/2020 3:23:55 AM	W7417:
4-Isopropyltoluene	ND	2.0	µg/L	2	12/22/2020 3:23:55 AM	W7417:
4-Methyl-2-pentanone	ND	20	µg/L	2	12/22/2020 3:23:55 AM	W7417:
Methylene Chloride	ND	6.0	µg/L	2	12/22/2020 3:23:55 AM	W7417:
n-Butylbenzene	ND	6.0	µg/L	2	12/22/2020 3:23:55 AM	W7417:
n-Propylbenzene	ND	2.0	µg/L	2	12/22/2020 3:23:55 AM	W7417:
sec-Butylbenzene	ND	2.0	µg/L	2	12/22/2020 3:23:55 AM	W7417:
Styrene	ND	2.0	µg/L	2	12/22/2020 3:23:55 AM	W7417:
tert-Butylbenzene	ND	2.0	µg/L	2	12/22/2020 3:23:55 AM	W7417:
1,1,1,2-Tetrachloroethane	ND	2.0	µg/L	2	12/22/2020 3:23:55 AM	W7417:
1,1,2,2-Tetrachloroethane	ND	4.0	µg/L	2	12/22/2020 3:23:55 AM	W7417:
Tetrachloroethene (PCE)	ND	2.0	µg/L	2	12/22/2020 3:23:55 AM	W7417:
trans-1,2-DCE	ND	2.0	µg/L	2	12/22/2020 3:23:55 AM	W7417:
trans-1,3-Dichloropropene	ND	2.0	µg/L	2	12/22/2020 3:23:55 AM	W7417:
1,2,3-Trichlorobenzene	ND	2.0	µg/L	2	12/22/2020 3:23:55 AM	W7417:
1,2,4-Trichlorobenzene	ND	2.0	µg/L	2	12/22/2020 3:23:55 AM	W7417:
1,1,1-Trichloroethane	ND	2.0	µg/L	2	12/22/2020 3:23:55 AM	W7417:
1,1,2-Trichloroethane	ND	2.0	µg/L	2	12/22/2020 3:23:55 AM	W7417:
Trichloroethene (TCE)	ND	2.0	µg/L	2	12/22/2020 3:23:55 AM	W7417:
Trichlorofluoromethane	ND	2.0	µg/L	2	12/22/2020 3:23:55 AM	W7417:
1,2,3-Trichloropropane	ND	4.0	µg/L	2	12/22/2020 3:23:55 AM	W7417:
Vinyl chloride	ND	2.0	µg/L	2	12/22/2020 3:23:55 AM	W7417:
Xylenes, Total	12	3.0	µg/L	2	12/22/2020 3:23:55 AM	W7417:
Surr: 1,2-Dichloroethane-d4	107	70-130	%Rec	2	12/22/2020 3:23:55 AM	W7417:
Surr: 4-Bromofluorobenzene	111	70-130	%Rec	2	12/22/2020 3:23:55 AM	W7417:
Surr: Dibromofluoromethane	104	70-130	%Rec	2	12/22/2020 3:23:55 AM	W7417:
Surr: Toluene-d8	98.7	70-130	%Rec	2	12/22/2020 3:23:55 AM	W7417:

Refer to the QC Summary report and sample login checklist for flagged QC data and preservation information.

Qualifiers:	*	Value exceeds Maximum Contaminant Level.	B	Analyte detected in the associated Method Blank
	D	Sample Diluted Due to Matrix	E	Value above quantitation range
	H	Holding times for preparation or analysis exceeded	J	Analyte detected below quantitation limits
	ND	Not Detected at the Reporting Limit	P	Sample pH Not In Range
	PQL	Practical Quantitative Limit	RL	Reporting Limit
	S	% Recovery outside of range due to dilution or matrix		

Analytical Report

Lab Order: 2012711

Date Reported: 12/29/2020

Hall Environmental Analysis Laboratory, Inc.

CLIENT: GHD

Lab Order: 2012711

Project: WT 1

Lab ID: 2012711-008

Collection Date: 12/14/2020 3:50:00 PM

Client Sample ID: SVE-14

Matrix: GROUNDWATER

Analyses	Result	RL	Qual	Units	DF	Date Analyzed	Batch ID
EPA METHOD 300.0: ANIONS							Analyst: JMT
Sulfate	400	50	*	mg/L	100	12/17/2020 7:16:21 PM	R74107
EPA METHOD 8260B: VOLATILES							Analyst: JMR
Benzene	77	2.0		µg/L	2	12/22/2020 3:52:05 AM	W7417:
Toluene	ND	2.0		µg/L	2	12/22/2020 3:52:05 AM	W7417:
Ethylbenzene	29	2.0		µg/L	2	12/22/2020 3:52:05 AM	W7417:
Methyl tert-butyl ether (MTBE)	ND	2.0		µg/L	2	12/22/2020 3:52:05 AM	W7417:
1,2,4-Trimethylbenzene	32	2.0		µg/L	2	12/22/2020 3:52:05 AM	W7417:
1,3,5-Trimethylbenzene	38	2.0		µg/L	2	12/22/2020 3:52:05 AM	W7417:
1,2-Dichloroethane (EDC)	ND	2.0		µg/L	2	12/22/2020 3:52:05 AM	W7417:
1,2-Dibromoethane (EDB)	ND	2.0		µg/L	2	12/22/2020 3:52:05 AM	W7417:
Naphthalene	ND	4.0		µg/L	2	12/22/2020 3:52:05 AM	W7417:
1-Methylnaphthalene	ND	8.0		µg/L	2	12/22/2020 3:52:05 AM	W7417:
2-Methylnaphthalene	ND	8.0		µg/L	2	12/22/2020 3:52:05 AM	W7417:
Acetone	ND	20		µg/L	2	12/22/2020 3:52:05 AM	W7417:
Bromobenzene	ND	2.0		µg/L	2	12/22/2020 3:52:05 AM	W7417:
Bromodichloromethane	ND	2.0		µg/L	2	12/22/2020 3:52:05 AM	W7417:
Bromoform	ND	2.0		µg/L	2	12/22/2020 3:52:05 AM	W7417:
Bromomethane	ND	6.0		µg/L	2	12/22/2020 3:52:05 AM	W7417:
2-Butanone	ND	20		µg/L	2	12/22/2020 3:52:05 AM	W7417:
Carbon disulfide	ND	20		µg/L	2	12/22/2020 3:52:05 AM	W7417:
Carbon Tetrachloride	ND	2.0		µg/L	2	12/22/2020 3:52:05 AM	W7417:
Chlorobenzene	ND	2.0		µg/L	2	12/22/2020 3:52:05 AM	W7417:
Chloroethane	ND	4.0		µg/L	2	12/22/2020 3:52:05 AM	W7417:
Chloroform	ND	2.0		µg/L	2	12/22/2020 3:52:05 AM	W7417:
Chloromethane	ND	6.0		µg/L	2	12/22/2020 3:52:05 AM	W7417:
2-Chlorotoluene	ND	2.0		µg/L	2	12/22/2020 3:52:05 AM	W7417:
4-Chlorotoluene	ND	2.0		µg/L	2	12/22/2020 3:52:05 AM	W7417:
cis-1,2-DCE	ND	2.0		µg/L	2	12/22/2020 3:52:05 AM	W7417:
cis-1,3-Dichloropropene	ND	2.0		µg/L	2	12/22/2020 3:52:05 AM	W7417:
1,2-Dibromo-3-chloropropane	ND	4.0		µg/L	2	12/22/2020 3:52:05 AM	W7417:
Dibromochloromethane	ND	2.0		µg/L	2	12/22/2020 3:52:05 AM	W7417:
Dibromomethane	ND	2.0		µg/L	2	12/22/2020 3:52:05 AM	W7417:
1,2-Dichlorobenzene	ND	2.0		µg/L	2	12/22/2020 3:52:05 AM	W7417:
1,3-Dichlorobenzene	ND	2.0		µg/L	2	12/22/2020 3:52:05 AM	W7417:
1,4-Dichlorobenzene	ND	2.0		µg/L	2	12/22/2020 3:52:05 AM	W7417:
Dichlorodifluoromethane	ND	2.0		µg/L	2	12/22/2020 3:52:05 AM	W7417:
1,1-Dichloroethane	ND	2.0		µg/L	2	12/22/2020 3:52:05 AM	W7417:
1,1-Dichloroethene	ND	2.0		µg/L	2	12/22/2020 3:52:05 AM	W7417:

Refer to the QC Summary report and sample login checklist for flagged QC data and preservation information.

Qualifiers:	*	Value exceeds Maximum Contaminant Level.	B	Analyte detected in the associated Method Blank
	D	Sample Diluted Due to Matrix	E	Value above quantitation range
	H	Holding times for preparation or analysis exceeded	J	Analyte detected below quantitation limits
	ND	Not Detected at the Reporting Limit	P	Sample pH Not In Range
	PQL	Practical Quantitative Limit	RL	Reporting Limit
	S	% Recovery outside of range due to dilution or matrix		

Analytical Report

Lab Order: 2012711

Date Reported: 12/29/2020

Hall Environmental Analysis Laboratory, Inc.

CLIENT: GHD
Project: WT 1

Lab Order: 2012711

EPA METHOD 8260B: VOLATILES

Analyst: **JMR**

1,2-Dichloropropane	ND	2.0	µg/L	2	12/22/2020 3:52:05 AM	W7417:
1,3-Dichloropropane	ND	2.0	µg/L	2	12/22/2020 3:52:05 AM	W7417:
2,2-Dichloropropane	ND	4.0	µg/L	2	12/22/2020 3:52:05 AM	W7417:
1,1-Dichloropropene	ND	2.0	µg/L	2	12/22/2020 3:52:05 AM	W7417:
Hexachlorobutadiene	ND	2.0	µg/L	2	12/22/2020 3:52:05 AM	W7417:
2-Hexanone	ND	20	µg/L	2	12/22/2020 3:52:05 AM	W7417:
Isopropylbenzene	11	2.0	µg/L	2	12/22/2020 3:52:05 AM	W7417:
4-Isopropyltoluene	2.1	2.0	µg/L	2	12/22/2020 3:52:05 AM	W7417:
4-Methyl-2-pentanone	ND	20	µg/L	2	12/22/2020 3:52:05 AM	W7417:
Methylene Chloride	ND	6.0	µg/L	2	12/22/2020 3:52:05 AM	W7417:
n-Butylbenzene	ND	6.0	µg/L	2	12/22/2020 3:52:05 AM	W7417:
n-Propylbenzene	13	2.0	µg/L	2	12/22/2020 3:52:05 AM	W7417:
sec-Butylbenzene	3.8	2.0	µg/L	2	12/22/2020 3:52:05 AM	W7417:
Styrene	ND	2.0	µg/L	2	12/22/2020 3:52:05 AM	W7417:
tert-Butylbenzene	ND	2.0	µg/L	2	12/22/2020 3:52:05 AM	W7417:
1,1,1,2-Tetrachloroethane	ND	2.0	µg/L	2	12/22/2020 3:52:05 AM	W7417:
1,1,2,2-Tetrachloroethane	ND	4.0	µg/L	2	12/22/2020 3:52:05 AM	W7417:
Tetrachloroethene (PCE)	ND	2.0	µg/L	2	12/22/2020 3:52:05 AM	W7417:
trans-1,2-DCE	ND	2.0	µg/L	2	12/22/2020 3:52:05 AM	W7417:
trans-1,3-Dichloropropene	ND	2.0	µg/L	2	12/22/2020 3:52:05 AM	W7417:
1,2,3-Trichlorobenzene	ND	2.0	µg/L	2	12/22/2020 3:52:05 AM	W7417:
1,2,4-Trichlorobenzene	ND	2.0	µg/L	2	12/22/2020 3:52:05 AM	W7417:
1,1,1-Trichloroethane	ND	2.0	µg/L	2	12/22/2020 3:52:05 AM	W7417:
1,1,2-Trichloroethane	ND	2.0	µg/L	2	12/22/2020 3:52:05 AM	W7417:
Trichloroethene (TCE)	ND	2.0	µg/L	2	12/22/2020 3:52:05 AM	W7417:
Trichlorofluoromethane	ND	2.0	µg/L	2	12/22/2020 3:52:05 AM	W7417:
1,2,3-Trichloropropane	ND	4.0	µg/L	2	12/22/2020 3:52:05 AM	W7417:
Vinyl chloride	ND	2.0	µg/L	2	12/22/2020 3:52:05 AM	W7417:
Xylenes, Total	25	3.0	µg/L	2	12/22/2020 3:52:05 AM	W7417:
Surr: 1,2-Dichloroethane-d4	106	70-130	%Rec	2	12/22/2020 3:52:05 AM	W7417:
Surr: 4-Bromofluorobenzene	105	70-130	%Rec	2	12/22/2020 3:52:05 AM	W7417:
Surr: Dibromofluoromethane	104	70-130	%Rec	2	12/22/2020 3:52:05 AM	W7417:
Surr: Toluene-d8	96.2	70-130	%Rec	2	12/22/2020 3:52:05 AM	W7417:

Refer to the QC Summary report and sample login checklist for flagged QC data and preservation information.

Qualifiers:	*	Value exceeds Maximum Contaminant Level.	B	Analyte detected in the associated Method Blank
	D	Sample Diluted Due to Matrix	E	Value above quantitation range
	H	Holding times for preparation or analysis exceeded	J	Analyte detected below quantitation limits
	ND	Not Detected at the Reporting Limit	P	Sample pH Not In Range
	PQL	Practical Quantitative Limit	RL	Reporting Limit
	S	% Recovery outside of range due to dilution or matrix		

Analytical Report

Lab Order: 2012711

Hall Environmental Analysis Laboratory, Inc.

Date Reported: 12/29/2020

CLIENT: GHD

Lab Order: 2012711

Project: WT 1

Lab ID: 2012711-009

Collection Date: 12/14/2020

Client Sample ID: Dup-1

Matrix: GROUNDWATER

Analyses	Result	RL	Qual	Units	DF	Date Analyzed	Batch ID
EPA METHOD 300.0: ANIONS							Analyst: JMT
Sulfate	390	5.0	*	mg/L	10	12/17/2020 7:53:34 PM	R74107
EPA METHOD 8260B: VOLATILES							Analyst: JMR
Benzene	70	2.0		µg/L	2	12/22/2020 2:08:04 PM	A74207
Toluene	ND	2.0		µg/L	2	12/22/2020 2:08:04 PM	A74207
Ethylbenzene	27	2.0		µg/L	2	12/22/2020 2:08:04 PM	A74207
Methyl tert-butyl ether (MTBE)	ND	2.0		µg/L	2	12/22/2020 2:08:04 PM	A74207
1,2,4-Trimethylbenzene	31	2.0		µg/L	2	12/22/2020 2:08:04 PM	A74207
1,3,5-Trimethylbenzene	34	2.0		µg/L	2	12/22/2020 2:08:04 PM	A74207
1,2-Dichloroethane (EDC)	ND	2.0		µg/L	2	12/22/2020 2:08:04 PM	A74207
1,2-Dibromoethane (EDB)	ND	2.0		µg/L	2	12/22/2020 2:08:04 PM	A74207
Naphthalene	ND	4.0		µg/L	2	12/22/2020 2:08:04 PM	A74207
1-Methylnaphthalene	ND	8.0		µg/L	2	12/22/2020 2:08:04 PM	A74207
2-Methylnaphthalene	ND	8.0		µg/L	2	12/22/2020 2:08:04 PM	A74207
Acetone	ND	20		µg/L	2	12/22/2020 2:08:04 PM	A74207
Bromobenzene	ND	2.0		µg/L	2	12/22/2020 2:08:04 PM	A74207
Bromodichloromethane	ND	2.0		µg/L	2	12/22/2020 2:08:04 PM	A74207
Bromoform	ND	2.0		µg/L	2	12/22/2020 2:08:04 PM	A74207
Bromomethane	ND	6.0		µg/L	2	12/22/2020 2:08:04 PM	A74207
2-Butanone	ND	20		µg/L	2	12/22/2020 2:08:04 PM	A74207
Carbon disulfide	ND	20		µg/L	2	12/22/2020 2:08:04 PM	A74207
Carbon Tetrachloride	ND	2.0		µg/L	2	12/22/2020 2:08:04 PM	A74207
Chlorobenzene	ND	2.0		µg/L	2	12/22/2020 2:08:04 PM	A74207
Chloroethane	ND	4.0		µg/L	2	12/22/2020 2:08:04 PM	A74207
Chloroform	ND	2.0		µg/L	2	12/22/2020 2:08:04 PM	A74207
Chloromethane	ND	6.0		µg/L	2	12/22/2020 2:08:04 PM	A74207
2-Chlorotoluene	ND	2.0		µg/L	2	12/22/2020 2:08:04 PM	A74207
4-Chlorotoluene	ND	2.0		µg/L	2	12/22/2020 2:08:04 PM	A74207
cis-1,2-DCE	ND	2.0		µg/L	2	12/22/2020 2:08:04 PM	A74207
cis-1,3-Dichloropropene	ND	2.0		µg/L	2	12/22/2020 2:08:04 PM	A74207
1,2-Dibromo-3-chloropropane	ND	4.0		µg/L	2	12/22/2020 2:08:04 PM	A74207
Dibromochloromethane	ND	2.0		µg/L	2	12/22/2020 2:08:04 PM	A74207
Dibromomethane	ND	2.0		µg/L	2	12/22/2020 2:08:04 PM	A74207
1,2-Dichlorobenzene	ND	2.0		µg/L	2	12/22/2020 2:08:04 PM	A74207
1,3-Dichlorobenzene	ND	2.0		µg/L	2	12/22/2020 2:08:04 PM	A74207
1,4-Dichlorobenzene	ND	2.0		µg/L	2	12/22/2020 2:08:04 PM	A74207
Dichlorodifluoromethane	ND	2.0		µg/L	2	12/22/2020 2:08:04 PM	A74207
1,1-Dichloroethane	ND	2.0		µg/L	2	12/22/2020 2:08:04 PM	A74207
1,1-Dichloroethene	ND	2.0		µg/L	2	12/22/2020 2:08:04 PM	A74207

Refer to the QC Summary report and sample login checklist for flagged QC data and preservation information.

Qualifiers:	*	Value exceeds Maximum Contaminant Level.	B	Analyte detected in the associated Method Blank
	D	Sample Diluted Due to Matrix	E	Value above quantitation range
	H	Holding times for preparation or analysis exceeded	J	Analyte detected below quantitation limits
	ND	Not Detected at the Reporting Limit	P	Sample pH Not In Range
	PQL	Practical Quantitative Limit	RL	Reporting Limit
	S	% Recovery outside of range due to dilution or matrix		

Analytical Report

Lab Order: 2012711

Hall Environmental Analysis Laboratory, Inc.

Date Reported: 12/29/2020

CLIENT: GHD

Lab Order: 2012711

Project: WT 1

EPA METHOD 8260B: VOLATILES

Analyst: **JMR**

1,2-Dichloropropane	ND	2.0	µg/L	2	12/22/2020 2:08:04 PM	A74207
1,3-Dichloropropane	ND	2.0	µg/L	2	12/22/2020 2:08:04 PM	A74207
2,2-Dichloropropane	ND	4.0	µg/L	2	12/22/2020 2:08:04 PM	A74207
1,1-Dichloropropene	ND	2.0	µg/L	2	12/22/2020 2:08:04 PM	A74207
Hexachlorobutadiene	ND	2.0	µg/L	2	12/22/2020 2:08:04 PM	A74207
2-Hexanone	ND	20	µg/L	2	12/22/2020 2:08:04 PM	A74207
Isopropylbenzene	10	2.0	µg/L	2	12/22/2020 2:08:04 PM	A74207
4-Isopropyltoluene	ND	2.0	µg/L	2	12/22/2020 2:08:04 PM	A74207
4-Methyl-2-pentanone	ND	20	µg/L	2	12/22/2020 2:08:04 PM	A74207
Methylene Chloride	ND	6.0	µg/L	2	12/22/2020 2:08:04 PM	A74207
n-Butylbenzene	ND	6.0	µg/L	2	12/22/2020 2:08:04 PM	A74207
n-Propylbenzene	12	2.0	µg/L	2	12/22/2020 2:08:04 PM	A74207
sec-Butylbenzene	3.5	2.0	µg/L	2	12/22/2020 2:08:04 PM	A74207
Styrene	ND	2.0	µg/L	2	12/22/2020 2:08:04 PM	A74207
tert-Butylbenzene	ND	2.0	µg/L	2	12/22/2020 2:08:04 PM	A74207
1,1,1,2-Tetrachloroethane	ND	2.0	µg/L	2	12/22/2020 2:08:04 PM	A74207
1,1,2,2-Tetrachloroethane	ND	4.0	µg/L	2	12/22/2020 2:08:04 PM	A74207
Tetrachloroethene (PCE)	ND	2.0	µg/L	2	12/22/2020 2:08:04 PM	A74207
trans-1,2-DCE	ND	2.0	µg/L	2	12/22/2020 2:08:04 PM	A74207
trans-1,3-Dichloropropene	ND	2.0	µg/L	2	12/22/2020 2:08:04 PM	A74207
1,2,3-Trichlorobenzene	ND	2.0	µg/L	2	12/22/2020 2:08:04 PM	A74207
1,2,4-Trichlorobenzene	ND	2.0	µg/L	2	12/22/2020 2:08:04 PM	A74207
1,1,1-Trichloroethane	ND	2.0	µg/L	2	12/22/2020 2:08:04 PM	A74207
1,1,2-Trichloroethane	ND	2.0	µg/L	2	12/22/2020 2:08:04 PM	A74207
Trichloroethene (TCE)	ND	2.0	µg/L	2	12/22/2020 2:08:04 PM	A74207
Trichlorofluoromethane	ND	2.0	µg/L	2	12/22/2020 2:08:04 PM	A74207
1,2,3-Trichloropropane	ND	4.0	µg/L	2	12/22/2020 2:08:04 PM	A74207
Vinyl chloride	ND	2.0	µg/L	2	12/22/2020 2:08:04 PM	A74207
Xylenes, Total	23	3.0	µg/L	2	12/22/2020 2:08:04 PM	A74207
Surr: 1,2-Dichloroethane-d4	106	70-130	%Rec	2	12/22/2020 2:08:04 PM	A74207
Surr: 4-Bromofluorobenzene	102	70-130	%Rec	2	12/22/2020 2:08:04 PM	A74207
Surr: Dibromofluoromethane	103	70-130	%Rec	2	12/22/2020 2:08:04 PM	A74207
Surr: Toluene-d8	94.6	70-130	%Rec	2	12/22/2020 2:08:04 PM	A74207

Refer to the QC Summary report and sample login checklist for flagged QC data and preservation information.

Qualifiers:	*	Value exceeds Maximum Contaminant Level.	B	Analyte detected in the associated Method Blank
	D	Sample Diluted Due to Matrix	E	Value above quantitation range
	H	Holding times for preparation or analysis exceeded	J	Analyte detected below quantitation limits
	ND	Not Detected at the Reporting Limit	P	Sample pH Not In Range
	PQL	Practical Quantitative Limit	RL	Reporting Limit
	S	% Recovery outside of range due to dilution or matrix		

Analytical Report

Lab Order: 2012711

Date Reported: 12/29/2020

Hall Environmental Analysis Laboratory, Inc.

CLIENT: GHD

Lab Order: 2012711

Project: WT 1

Lab ID: 2012711-010

Collection Date:

Client Sample ID: Trip Blank

Matrix: TRIP BLANK

Analyses	Result	RL	Qual	Units	DF	Date Analyzed	Batch ID
EPA METHOD 8260B: VOLATILES							Analyst: JMR
Benzene	ND	1.0		µg/L	1	12/22/2020 4:48:29 AM	W7417:
Toluene	ND	1.0		µg/L	1	12/22/2020 4:48:29 AM	W7417:
Ethylbenzene	ND	1.0		µg/L	1	12/22/2020 4:48:29 AM	W7417:
Methyl tert-butyl ether (MTBE)	ND	1.0		µg/L	1	12/22/2020 4:48:29 AM	W7417:
1,2,4-Trimethylbenzene	ND	1.0		µg/L	1	12/22/2020 4:48:29 AM	W7417:
1,3,5-Trimethylbenzene	ND	1.0		µg/L	1	12/22/2020 4:48:29 AM	W7417:
1,2-Dichloroethane (EDC)	ND	1.0		µg/L	1	12/22/2020 4:48:29 AM	W7417:
1,2-Dibromoethane (EDB)	ND	1.0		µg/L	1	12/22/2020 4:48:29 AM	W7417:
Naphthalene	ND	2.0		µg/L	1	12/22/2020 4:48:29 AM	W7417:
1-Methylnaphthalene	ND	4.0		µg/L	1	12/22/2020 4:48:29 AM	W7417:
2-Methylnaphthalene	ND	4.0		µg/L	1	12/22/2020 4:48:29 AM	W7417:
Acetone	ND	10		µg/L	1	12/22/2020 4:48:29 AM	W7417:
Bromobenzene	ND	1.0		µg/L	1	12/22/2020 4:48:29 AM	W7417:
Bromodichloromethane	ND	1.0		µg/L	1	12/22/2020 4:48:29 AM	W7417:
Bromoform	ND	1.0		µg/L	1	12/22/2020 4:48:29 AM	W7417:
Bromomethane	ND	3.0		µg/L	1	12/22/2020 4:48:29 AM	W7417:
2-Butanone	ND	10		µg/L	1	12/22/2020 4:48:29 AM	W7417:
Carbon disulfide	ND	10		µg/L	1	12/22/2020 4:48:29 AM	W7417:
Carbon Tetrachloride	ND	1.0		µg/L	1	12/22/2020 4:48:29 AM	W7417:
Chlorobenzene	ND	1.0		µg/L	1	12/22/2020 4:48:29 AM	W7417:
Chloroethane	ND	2.0		µg/L	1	12/22/2020 4:48:29 AM	W7417:
Chloroform	ND	1.0		µg/L	1	12/22/2020 4:48:29 AM	W7417:
Chloromethane	ND	3.0		µg/L	1	12/22/2020 4:48:29 AM	W7417:
2-Chlorotoluene	ND	1.0		µg/L	1	12/22/2020 4:48:29 AM	W7417:
4-Chlorotoluene	ND	1.0		µg/L	1	12/22/2020 4:48:29 AM	W7417:
cis-1,2-DCE	ND	1.0		µg/L	1	12/22/2020 4:48:29 AM	W7417:
cis-1,3-Dichloropropene	ND	1.0		µg/L	1	12/22/2020 4:48:29 AM	W7417:
1,2-Dibromo-3-chloropropane	ND	2.0		µg/L	1	12/22/2020 4:48:29 AM	W7417:
Dibromochloromethane	ND	1.0		µg/L	1	12/22/2020 4:48:29 AM	W7417:
Dibromomethane	ND	1.0		µg/L	1	12/22/2020 4:48:29 AM	W7417:
1,2-Dichlorobenzene	ND	1.0		µg/L	1	12/22/2020 4:48:29 AM	W7417:
1,3-Dichlorobenzene	ND	1.0		µg/L	1	12/22/2020 4:48:29 AM	W7417:
1,4-Dichlorobenzene	ND	1.0		µg/L	1	12/22/2020 4:48:29 AM	W7417:
Dichlorodifluoromethane	ND	1.0		µg/L	1	12/22/2020 4:48:29 AM	W7417:
1,1-Dichloroethane	ND	1.0		µg/L	1	12/22/2020 4:48:29 AM	W7417:
1,1-Dichloroethene	ND	1.0		µg/L	1	12/22/2020 4:48:29 AM	W7417:
1,2-Dichloropropane	ND	1.0		µg/L	1	12/22/2020 4:48:29 AM	W7417:
1,3-Dichloropropane	ND	1.0		µg/L	1	12/22/2020 4:48:29 AM	W7417:

Refer to the QC Summary report and sample login checklist for flagged QC data and preservation information.

Qualifiers:	* Value exceeds Maximum Contaminant Level.	B Analyte detected in the associated Method Blank
	D Sample Diluted Due to Matrix	E Value above quantitation range
	H Holding times for preparation or analysis exceeded	J Analyte detected below quantitation limits
	ND Not Detected at the Reporting Limit	P Sample pH Not In Range
	PQL Practical Quantitative Limit	RL Reporting Limit
	S % Recovery outside of range due to dilution or matrix	

Analytical Report

Lab Order: 2012711

Date Reported: 12/29/2020

Hall Environmental Analysis Laboratory, Inc.

CLIENT: GHD

Lab Order: 2012711

Project: WT 1

EPA METHOD 8260B: VOLATILES

Analyst: **JMR**

2,2-Dichloropropane	ND	2.0	µg/L	1	12/22/2020 4:48:29 AM	W7417:
1,1-Dichloropropene	ND	1.0	µg/L	1	12/22/2020 4:48:29 AM	W7417:
Hexachlorobutadiene	ND	1.0	µg/L	1	12/22/2020 4:48:29 AM	W7417:
2-Hexanone	ND	10	µg/L	1	12/22/2020 4:48:29 AM	W7417:
Isopropylbenzene	ND	1.0	µg/L	1	12/22/2020 4:48:29 AM	W7417:
4-Isopropyltoluene	ND	1.0	µg/L	1	12/22/2020 4:48:29 AM	W7417:
4-Methyl-2-pentanone	ND	10	µg/L	1	12/22/2020 4:48:29 AM	W7417:
Methylene Chloride	ND	3.0	µg/L	1	12/22/2020 4:48:29 AM	W7417:
n-Butylbenzene	ND	3.0	µg/L	1	12/22/2020 4:48:29 AM	W7417:
n-Propylbenzene	ND	1.0	µg/L	1	12/22/2020 4:48:29 AM	W7417:
sec-Butylbenzene	ND	1.0	µg/L	1	12/22/2020 4:48:29 AM	W7417:
Styrene	ND	1.0	µg/L	1	12/22/2020 4:48:29 AM	W7417:
tert-Butylbenzene	ND	1.0	µg/L	1	12/22/2020 4:48:29 AM	W7417:
1,1,1,2-Tetrachloroethane	ND	1.0	µg/L	1	12/22/2020 4:48:29 AM	W7417:
1,1,2,2-Tetrachloroethane	ND	2.0	µg/L	1	12/22/2020 4:48:29 AM	W7417:
Tetrachloroethene (PCE)	ND	1.0	µg/L	1	12/22/2020 4:48:29 AM	W7417:
trans-1,2-DCE	ND	1.0	µg/L	1	12/22/2020 4:48:29 AM	W7417:
trans-1,3-Dichloropropene	ND	1.0	µg/L	1	12/22/2020 4:48:29 AM	W7417:
1,2,3-Trichlorobenzene	ND	1.0	µg/L	1	12/22/2020 4:48:29 AM	W7417:
1,2,4-Trichlorobenzene	ND	1.0	µg/L	1	12/22/2020 4:48:29 AM	W7417:
1,1,1-Trichloroethane	ND	1.0	µg/L	1	12/22/2020 4:48:29 AM	W7417:
1,1,2-Trichloroethane	ND	1.0	µg/L	1	12/22/2020 4:48:29 AM	W7417:
Trichloroethene (TCE)	ND	1.0	µg/L	1	12/22/2020 4:48:29 AM	W7417:
Trichlorofluoromethane	ND	1.0	µg/L	1	12/22/2020 4:48:29 AM	W7417:
1,2,3-Trichloropropane	ND	2.0	µg/L	1	12/22/2020 4:48:29 AM	W7417:
Vinyl chloride	ND	1.0	µg/L	1	12/22/2020 4:48:29 AM	W7417:
Xylenes, Total	ND	1.5	µg/L	1	12/22/2020 4:48:29 AM	W7417:
Surr: 1,2-Dichloroethane-d4	99.2	70-130	%Rec	1	12/22/2020 4:48:29 AM	W7417:
Surr: 4-Bromofluorobenzene	104	70-130	%Rec	1	12/22/2020 4:48:29 AM	W7417:
Surr: Dibromofluoromethane	99.3	70-130	%Rec	1	12/22/2020 4:48:29 AM	W7417:
Surr: Toluene-d8	93.8	70-130	%Rec	1	12/22/2020 4:48:29 AM	W7417:

Refer to the QC Summary report and sample login checklist for flagged QC data and preservation information.

Qualifiers:	*	Value exceeds Maximum Contaminant Level.	B	Analyte detected in the associated Method Blank
	D	Sample Diluted Due to Matrix	E	Value above quantitation range
	H	Holding times for preparation or analysis exceeded	J	Analyte detected below quantitation limits
	ND	Not Detected at the Reporting Limit	P	Sample pH Not In Range
	PQL	Practical Quantitative Limit	RL	Reporting Limit
	S	% Recovery outside of range due to dilution or matrix		

QC SUMMARY REPORT

Hall Environmental Analysis Laboratory, Inc.

WO#: 2012711

29-Dec-20

Client: GHD
Project: WT 1

Sample ID: MB	SampType: mblk	TestCode: EPA Method 300.0: Anions								
Client ID: PBW	Batch ID: R74107	RunNo: 74107								
Prep Date:	Analysis Date: 12/17/2020	SeqNo: 2615147	Units: mg/L							
Analyte	Result	PQL	SPK value	SPK Ref Val	%REC	LowLimit	HighLimit	%RPD	RPDLimit	Qual
Sulfate	ND	0.50								

Sample ID: LCS	SampType: ics	TestCode: EPA Method 300.0: Anions								
Client ID: LCSW	Batch ID: R74107	RunNo: 74107								
Prep Date:	Analysis Date: 12/17/2020	SeqNo: 2615148	Units: mg/L							
Analyte	Result	PQL	SPK value	SPK Ref Val	%REC	LowLimit	HighLimit	%RPD	RPDLimit	Qual
Sulfate	9.6	0.50	10.00	0	96.1	90	110			

Sample ID: MB	SampType: mblk	TestCode: EPA Method 300.0: Anions								
Client ID: PBW	Batch ID: A74142	RunNo: 74142								
Prep Date:	Analysis Date: 12/19/2020	SeqNo: 2616500	Units: mg/L							
Analyte	Result	PQL	SPK value	SPK Ref Val	%REC	LowLimit	HighLimit	%RPD	RPDLimit	Qual
Sulfate	ND	0.50								

Sample ID: LCS	SampType: ics	TestCode: EPA Method 300.0: Anions								
Client ID: LCSW	Batch ID: A74142	RunNo: 74142								
Prep Date:	Analysis Date: 12/19/2020	SeqNo: 2616501	Units: mg/L							
Analyte	Result	PQL	SPK value	SPK Ref Val	%REC	LowLimit	HighLimit	%RPD	RPDLimit	Qual
Sulfate	9.4	0.50	10.00	0	93.9	90	110			

Qualifiers:

- * Value exceeds Maximum Contaminant Level.
- D Sample Diluted Due to Matrix
- H Holding times for preparation or analysis exceeded
- ND Not Detected at the Reporting Limit
- PQL Practical Quantitative Limit
- S % Recovery outside of range due to dilution or matrix
- B Analyte detected in the associated Method Blank
- E Value above quantitation range
- J Analyte detected below quantitation limits
- P Sample pH Not In Range
- RL Reporting Limit

QC SUMMARY REPORT

Hall Environmental Analysis Laboratory, Inc.

WO#: 2012711

29-Dec-20

Client: GHD

Project: WT 1

Sample ID: 100ng lcs	SampType: LCS	TestCode: EPA Method 8260B: VOLATILES								
Client ID: LCSW	Batch ID: W74172	RunNo: 74172								
Prep Date:	Analysis Date: 12/21/2020	SeqNo: 2617744	Units: µg/L							
Analyte	Result	PQL	SPK value	SPK Ref Val	%REC	LowLimit	HighLimit	%RPD	RPDLimit	Qual
Benzene	22	1.0	20.00	0	112	70	130			
Toluene	21	1.0	20.00	0	104	70	130			
Chlorobenzene	21	1.0	20.00	0	106	70	130			
1,1-Dichloroethene	22	1.0	20.00	0	108	70	130			
Trichloroethene (TCE)	20	1.0	20.00	0	100	70	130			
Surr: 1,2-Dichloroethane-d4	11		10.00		106	70	130			
Surr: 4-Bromofluorobenzene	9.8		10.00		98.3	70	130			
Surr: Dibromofluoromethane	10		10.00		104	70	130			
Surr: Toluene-d8	9.5		10.00		94.7	70	130			

Sample ID: mb1	SampType: MBLK	TestCode: EPA Method 8260B: VOLATILES								
Client ID: PBW	Batch ID: W74172	RunNo: 74172								
Prep Date:	Analysis Date: 12/21/2020	SeqNo: 2617746	Units: µg/L							
Analyte	Result	PQL	SPK value	SPK Ref Val	%REC	LowLimit	HighLimit	%RPD	RPDLimit	Qual
Benzene	ND	1.0								
Toluene	ND	1.0								
Ethylbenzene	ND	1.0								
Methyl tert-butyl ether (MTBE)	ND	1.0								
1,2,4-Trimethylbenzene	ND	1.0								
1,3,5-Trimethylbenzene	ND	1.0								
1,2-Dichloroethane (EDC)	ND	1.0								
1,2-Dibromoethane (EDB)	ND	1.0								
Naphthalene	ND	2.0								
1-Methylnaphthalene	ND	4.0								
2-Methylnaphthalene	ND	4.0								
Acetone	ND	10								
Bromobenzene	ND	1.0								
Bromodichloromethane	ND	1.0								
Bromoform	ND	1.0								
Bromomethane	ND	3.0								
2-Butanone	ND	10								
Carbon disulfide	ND	10								
Carbon Tetrachloride	ND	1.0								
Chlorobenzene	ND	1.0								
Chloroethane	ND	2.0								
Chloroform	ND	1.0								
Chloromethane	ND	3.0								
2-Chlorotoluene	ND	1.0								

Qualifiers:

- * Value exceeds Maximum Contaminant Level.
- D Sample Diluted Due to Matrix
- H Holding times for preparation or analysis exceeded
- ND Not Detected at the Reporting Limit
- PQL Practical Quantitative Limit
- S % Recovery outside of range due to dilution or matrix

- B Analyte detected in the associated Method Blank
- E Value above quantitation range
- J Analyte detected below quantitation limits
- P Sample pH Not In Range
- RL Reporting Limit

QC SUMMARY REPORT**Hall Environmental Analysis Laboratory, Inc.**

WO#: 2012711

29-Dec-20

Client: GHD**Project:** WT 1

Analyte	Result	PQL	SPK value	SPK Ref Val	%REC	LowLimit	HighLimit	%RPD	RPDLimit	Qual
4-Chlorotoluene	ND	1.0								
cis-1,2-DCE	ND	1.0								
cis-1,3-Dichloropropene	ND	1.0								
1,2-Dibromo-3-chloropropane	ND	2.0								
Dibromochloromethane	ND	1.0								
Dibromomethane	ND	1.0								
1,2-Dichlorobenzene	ND	1.0								
1,3-Dichlorobenzene	ND	1.0								
1,4-Dichlorobenzene	ND	1.0								
Dichlorodifluoromethane	ND	1.0								
1,1-Dichloroethane	ND	1.0								
1,1-Dichloroethene	ND	1.0								
1,2-Dichloropropane	ND	1.0								
1,3-Dichloropropane	ND	1.0								
2,2-Dichloropropane	ND	2.0								
1,1-Dichloropropene	ND	1.0								
Hexachlorobutadiene	ND	1.0								
2-Hexanone	ND	10								
Isopropylbenzene	ND	1.0								
4-Isopropyltoluene	ND	1.0								
4-Methyl-2-pentanone	ND	10								
Methylene Chloride	ND	3.0								
n-Butylbenzene	ND	3.0								
n-Propylbenzene	ND	1.0								
sec-Butylbenzene	ND	1.0								
Styrene	ND	1.0								
tert-Butylbenzene	ND	1.0								
1,1,1,2-Tetrachloroethane	ND	1.0								
1,1,2,2-Tetrachloroethane	ND	2.0								
Tetrachloroethene (PCE)	ND	1.0								
trans-1,2-DCE	ND	1.0								
trans-1,3-Dichloropropene	ND	1.0								
1,2,3-Trichlorobenzene	ND	1.0								
1,2,4-Trichlorobenzene	ND	1.0								
1,1,1-Trichloroethane	ND	1.0								
1,1,2-Trichloroethane	ND	1.0								
Trichloroethene (TCE)	ND	1.0								
Trichlorofluoromethane	ND	1.0								
1,2,3-Trichloropropane	ND	2.0								

Qualifiers:

* Value exceeds Maximum Contaminant Level.
D Sample Diluted Due to Matrix
H Holding times for preparation or analysis exceeded
ND Not Detected at the Reporting Limit
PQL Practical Quantitative Limit
S % Recovery outside of range due to dilution or matrix

B Analyte detected in the associated Method Blank
E Value above quantitation range
J Analyte detected below quantitation limits
P Sample pH Not In Range
RL Reporting Limit

Page 23 of 26

QC SUMMARY REPORT

Hall Environmental Analysis Laboratory, Inc.

WO#: 2012711

29-Dec-20

Client: GHD
Project: WT 1

Sample ID: mb1	SampType: MBLK	TestCode: EPA Method 8260B: VOLATILES								
Client ID: PBW	Batch ID: W74172	RunNo: 74172								
Prep Date:	Analysis Date: 12/21/2020	SeqNo: 2617746	Units: µg/L							
Analyte	Result	PQL	SPK value	SPK Ref Val	%REC	LowLimit	HighLimit	%RPD	RPDLimit	Qual
Vinyl chloride	ND	1.0								
Xylenes, Total	ND	1.5								
Surr: 1,2-Dichloroethane-d4	10		10.00		101	70	130			
Surr: 4-Bromofluorobenzene	10		10.00		103	70	130			
Surr: Dibromofluoromethane	11		10.00		112	70	130			
Surr: Toluene-d8	9.6		10.00		96.5	70	130			

Sample ID: 100ng lcs	SampType: LCS	TestCode: EPA Method 8260B: VOLATILES								
Client ID: LCSW	Batch ID: A74207	RunNo: 74207								
Prep Date:	Analysis Date: 12/22/2020	SeqNo: 2619436	Units: µg/L							
Analyte	Result	PQL	SPK value	SPK Ref Val	%REC	LowLimit	HighLimit	%RPD	RPDLimit	Qual
Benzene	21	1.0	20.00	0	107	70	130			
Toluene	21	1.0	20.00	0	103	70	130			
Chlorobenzene	22	1.0	20.00	0	109	70	130			
1,1-Dichloroethene	21	1.0	20.00	0	104	70	130			
Trichloroethene (TCE)	19	1.0	20.00	0	96.5	70	130			
Surr: 1,2-Dichloroethane-d4	9.8		10.00		98.3	70	130			
Surr: 4-Bromofluorobenzene	10		10.00		101	70	130			
Surr: Dibromofluoromethane	9.7		10.00		97.3	70	130			
Surr: Toluene-d8	9.5		10.00		95.0	70	130			

Sample ID: mb1	SampType: MBLK	TestCode: EPA Method 8260B: VOLATILES								
Client ID: PBW	Batch ID: A74207	RunNo: 74207								
Prep Date:	Analysis Date: 12/22/2020	SeqNo: 2619437	Units: µg/L							
Analyte	Result	PQL	SPK value	SPK Ref Val	%REC	LowLimit	HighLimit	%RPD	RPDLimit	Qual
Benzene	ND	1.0								
Toluene	ND	1.0								
Ethylbenzene	ND	1.0								
Methyl tert-butyl ether (MTBE)	ND	1.0								
1,2,4-Trimethylbenzene	ND	1.0								
1,3,5-Trimethylbenzene	ND	1.0								
1,2-Dichloroethane (EDC)	ND	1.0								
1,2-Dibromoethane (EDB)	ND	1.0								
Naphthalene	ND	2.0								
1-Methylnaphthalene	ND	4.0								
2-Methylnaphthalene	ND	4.0								
Acetone	ND	10								
Bromobenzene	ND	1.0								

Qualifiers:

- * Value exceeds Maximum Contaminant Level.
- D Sample Diluted Due to Matrix
- H Holding times for preparation or analysis exceeded
- ND Not Detected at the Reporting Limit
- PQL Practical Quantitative Limit
- S % Recovery outside of range due to dilution or matrix
- B Analyte detected in the associated Method Blank
- E Value above quantitation range
- J Analyte detected below quantitation limits
- P Sample pH Not In Range
- RL Reporting Limit

QC SUMMARY REPORT**Hall Environmental Analysis Laboratory, Inc.**

WO#: 2012711

29-Dec-20

Client: GHD**Project:** WT 1

Analyte	Result	PQL	SPK value	SPK Ref Val	%REC	LowLimit	HighLimit	%RPD	RPDLimit	Qual
Bromodichloromethane	ND	1.0								
Bromoform	ND	1.0								
Bromomethane	ND	3.0								
2-Butanone	ND	10								
Carbon disulfide	ND	10								
Carbon Tetrachloride	ND	1.0								
Chlorobenzene	ND	1.0								
Chloroethane	ND	2.0								
Chloroform	ND	1.0								
Chloromethane	ND	3.0								
2-Chlorotoluene	ND	1.0								
4-Chlorotoluene	ND	1.0								
cis-1,2-DCE	ND	1.0								
cis-1,3-Dichloropropene	ND	1.0								
1,2-Dibromo-3-chloropropane	ND	2.0								
Dibromochloromethane	ND	1.0								
Dibromomethane	ND	1.0								
1,2-Dichlorobenzene	ND	1.0								
1,3-Dichlorobenzene	ND	1.0								
1,4-Dichlorobenzene	ND	1.0								
Dichlorodifluoromethane	ND	1.0								
1,1-Dichloroethane	ND	1.0								
1,1-Dichloroethene	ND	1.0								
1,2-Dichloropropane	ND	1.0								
1,3-Dichloropropane	ND	1.0								
2,2-Dichloropropane	ND	2.0								
1,1-Dichloropropene	ND	1.0								
Hexachlorobutadiene	ND	1.0								
2-Hexanone	ND	10								
Isopropylbenzene	ND	1.0								
4-Isopropyltoluene	ND	1.0								
4-Methyl-2-pentanone	ND	10								
Methylene Chloride	ND	3.0								
n-Butylbenzene	ND	3.0								
n-Propylbenzene	ND	1.0								
sec-Butylbenzene	ND	1.0								
Styrene	ND	1.0								
tert-Butylbenzene	ND	1.0								
1,1,1,2-Tetrachloroethane	ND	1.0								

Qualifiers:

* Value exceeds Maximum Contaminant Level.
D Sample Diluted Due to Matrix
H Holding times for preparation or analysis exceeded
ND Not Detected at the Reporting Limit
PQL Practical Quantitative Limit
S % Recovery outside of range due to dilution or matrix

B Analyte detected in the associated Method Blank
E Value above quantitation range
J Analyte detected below quantitation limits
P Sample pH Not In Range
RL Reporting Limit

Page 25 of 26

QC SUMMARY REPORT

Hall Environmental Analysis Laboratory, Inc.

WO#: 2012711

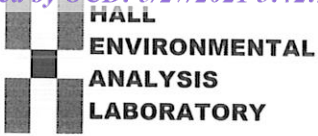
29-Dec-20

Client: GHD
Project: WT 1

Sample ID: mb1	SampType: MBLK	TestCode: EPA Method 8260B: VOLATILES								
Client ID: PBW	Batch ID: A74207	RunNo: 74207								
Prep Date:	Analysis Date: 12/22/2020	SeqNo: 2619437			Units: µg/L					
Analyte	Result	PQL	SPK value	SPK Ref Val	%REC	LowLimit	HighLimit	%RPD	RPDLimit	Qual
1,1,2,2-Tetrachloroethane	ND	2.0								
Tetrachloroethene (PCE)	ND	1.0								
trans-1,2-DCE	ND	1.0								
trans-1,3-Dichloropropene	ND	1.0								
1,2,3-Trichlorobenzene	ND	1.0								
1,2,4-Trichlorobenzene	ND	1.0								
1,1,1-Trichloroethane	ND	1.0								
1,1,2-Trichloroethane	ND	1.0								
Trichloroethene (TCE)	ND	1.0								
Trichlorofluoromethane	ND	1.0								
1,2,3-Trichloropropane	ND	2.0								
Vinyl chloride	ND	1.0								
Xylenes, Total	ND	1.5								
Surr: 1,2-Dichloroethane-d4	10		10.00		100	70	130			
Surr: 4-Bromofluorobenzene	9.9		10.00		99.3	70	130			
Surr: Dibromofluoromethane	11		10.00		108	70	130			
Surr: Toluene-d8	9.7		10.00		96.6	70	130			

Qualifiers:

- * Value exceeds Maximum Contaminant Level.
- D Sample Diluted Due to Matrix
- H Holding times for preparation or analysis exceeded
- ND Not Detected at the Reporting Limit
- PQL Practical Quantitative Limit
- S % Recovery outside of range due to dilution or matrix
- B Analyte detected in the associated Method Blank
- E Value above quantitation range
- J Analyte detected below quantitation limits
- P Sample pH Not In Range
- RL Reporting Limit



Hall Environmental Analysis Laboratory
4901 Hawkins NE
Albuquerque, NM 87109
TEL: 505-345-3975 FAX: 505-345-4107
Website: clients.hallenvironmental.com

Sample Log-In Check List

Client Name: GHD Work Order Number: 2012711 RcptNo: 1

Received By: Isaiah Ortiz 12/15/2020 7:50:00 AM I-OK
Completed By: Isaiah Ortiz 12/15/2020 8:58:01 AM I-OK
Reviewed By: JR 12/15/20

Chain of Custody

- 1. Is Chain of Custody complete? Yes [checked] No [] Not Present []
2. How was the sample delivered? Courier

Log In

- 3. Was an attempt made to cool the samples? Yes [checked] No [] NA []
4. Were all samples received at a temperature of >0° C to 6.0°C Yes [checked] No [] NA []
5. Sample(s) in proper container(s)? Yes [checked] No []
6. Sufficient sample volume for indicated test(s)? Yes [checked] No []
7. Are samples (except VOA and ONG) properly preserved? Yes [checked] No []
8. Was preservative added to bottles? Yes [] No [checked] NA []
9. Received at least 1 vial with headspace <1/4" for AQ VOA? Yes [] No [] NA [checked]
10. Were any sample containers received broken? Yes [] No [checked]
11. Does paperwork match bottle labels? Yes [checked] No []
12. Are matrices correctly identified on Chain of Custody? Yes [checked] No []
13. Is it clear what analyses were requested? Yes [checked] No []
14. Were all holding times able to be met? Yes [checked] No []

of preserved bottles checked for pH:
(<2 or >12 unless noted)
Adjusted?
Checked by: SGL 12/15/20

Special Handling (if applicable)

- 15. Was client notified of all discrepancies with this order? Yes [] No [] NA [checked]

Person Notified: [] Date: []
By Whom: [] Via: [] eMail [] Phone [] Fax [] In Person []
Regarding: []
Client Instructions: []

16. Additional remarks:

17. Cooler Information

Table with 7 columns: Cooler No, Temp °C, Condition, Seal Intact, Seal No, Seal Date, Signed By. Contains 2 rows of data.

Chain-of-Custody Record

Client: GHD - Sample for ETC
 Mailing Address: 6121 Indian School
200, ABQ, NM, 87110
 Phone #: 505-269-0088
 email or Fax#: Christine.Matthews@GHD.com
 QA/QC Package: Standard Level 4 (Full Validation)
 Accreditation: Az Compliance NELAC Other
 EDD (Type) _____

Turn-Around Time: Standard Rush
 Project Name: WT-1
 Project #: 11209238
 Project Manager: Christine Matthews
 Sampler: Heath Boyd
 On Ice: Yes No
 # of Coolers: 1 0.5 + 0.5 1.0 1.1 (°C)
 Cooler Temp (including CF): 1.0 to 1.1 (°C)

Container Type and #
 Preservative Type
 HEAL No. 2012711

Date	Time	Matrix	Sample Name	Container Type and #	Preservative Type	HEAL No.
12/14/20	1205	GW	MW-8	1003/500	HC (voss)	001
1225			MW-5			002
1300			SUE-1A			003
1430			SUE-9			004
1450			SUE-5			005
1510			SUE-12			006
1530			SUE-13			007
1550			SUE-14			008
12/14/20	-	GW	DUP-1			009

HALL ENVIRONMENTAL ANALYSIS LABORATORY

www.hallenvironmental.com
 4901 Hawkins NE - Albuquerque, NM 87109
 Tel. 505-345-3975 Fax 505-345-4107

Analysis Request

BTEX / MTBE / TMBs (8021)	TPH:8015D(GRO / DRO / MRO)	8081 Pesticides/8082 PCB's	EDB (Method 504.1)	PAHs by 8310 or 8270SIMS	RCRA 8 Metals	Cl, F, Br, NO ₃ , NO ₂ , PO ₄ , SO ₄	8260 (VOA)	8270 (Semi-VOA)	Total Coliform (Present/Absent)
3	3	3	3	3	3	3	3	3	3

Remarks: Full list 8260
 Received by: [Signature] Date: 12/14/20 Time: 1600
 Relinquished by: [Signature] Date: 12/14/20 Time: 1900

If necessary, samples submitted to Hall Environmental may be subcontracted to other accredited laboratories. This serves as notice of this possibility. Any sub-contracted data will be clearly notated on the analytical report.



about GHD

GHD is one of the world's leading professional services companies operating in the global markets of water, energy and resources, environment, property and buildings, and transportation. We provide engineering, environmental, and construction services to private and public sector clients.

Charles Neligh
Charles.Neligh@ghd.com
505.884.0672

Christine Mathews
Christine.Mahtews@ghd.com
505.269.0088

www.ghd.com

District I
 1625 N. French Dr., Hobbs, NM 88240
 Phone:(575) 393-6161 Fax:(575) 393-0720
District II
 811 S. First St., Artesia, NM 88210
 Phone:(575) 748-1283 Fax:(575) 748-9720
District III
 1000 Rio Brazos Rd., Aztec, NM 87410
 Phone:(505) 334-6178 Fax:(505) 334-6170
District IV
 1220 S. St Francis Dr., Santa Fe, NM 87505
 Phone:(505) 476-3470 Fax:(505) 476-3462

State of New Mexico
Energy, Minerals and Natural Resources
Oil Conservation Division
1220 S. St Francis Dr.
Santa Fe, NM 87505

CONDITIONS
 Action 29675

CONDITIONS

Operator: Transwestern Pipeline Company, LLC 8501 Jefferson NE Ave Albuquerque, NM 87113	OGRID: 329750
	Action Number: 29675
	Action Type: [UF-GWA] Ground Water Abatement (GROUND WATER ABATEMENT)

CONDITIONS

Created By	Condition	Condition Date
nvelez	Accepted for the record. See App ID 129875 for most updated status.	11/14/2022