ENSOLUM

GAS MITIGATION MONTHLY REPORT - APRIL 2023

Property:

South Hobbs G/SA Unit
Unit F, Section 5, Township 19S, Range 38E
Latitude 32.690683, Longitude -103.173158
Lea County, New Mexico

New Mexico EMNRD OCD
Order No. R-4934-F, Case No. 14981
Incident ID No. nAPP2227033082

June 20, 2023

Prepared for:

Occidental Permian LTD
1600 Gehrig Dr.
Midland, Texas 79706
Attn: Ms. Melissa Gilliland

Prepared by:

Beaux Jennings
Senior Project Manager

Elizabeth Scaggs, PG
Principal

ENSOLUM

Table of Contents

1.0 INTRODUCTION 1
- 1.1 Site Description & Background 1
- 1.2 Groundwater Recovery – Levey Well 4
- 1.3 Gas Recovery – Levey Well 4

2.0 AIR AND GROUNDWATER MONITORING 4
- 2.1 Air Sampling Program 4
- 2.2 Groundwater Sampling Program 5

3.0 DATA EVALUTATION 6
- 3.1 Air Samples 6
- 3.2 Groundwater Samples 7

4.0 RECOMMENDATIONS 7

5.0 REFERENCES 8

List of Appendices

Appendix A: Figures and Graphs
Figure 1 – Site Map
Graph – Benzene Concentration Over Time

Appendix B: Tables
Table 1 – Groundwater Analytical Summary – VOCs
Table 2 – Groundwater Analytical Summary – General Water Chemistry
Table 3 – Groundwater Analytical Summary – Additional Parameters for Monitoring Wells
Table 4 – Air Analytical Summary – VOCs

Appendix C: Laboratory Data Sheets & Chain-of-Custody Documentation

Appendix D: Levey Well Pressure Reading Documentation

ENSOLUM

GAS MITIGATION MONTHLY REPORT – APRIL 2023

South Hobbs G/SA Unit
Unit F, Section 5, Township 19S, Range 38E
Latitude 32.690683, Longitude -103.173158
Lea County, New Mexico

New Mexico EMNRD OCD
Order No. R-4934-F, Case No. 14981
Incident ID No. nAPP2227033082

1.0 INTRODUCTION

1.1 Site Description & Background

Operator:	Occidental Permian LTD (OXY)
Site Name:	South Hobbs G/SA Unit Operations (Site)
Location:	Unit F, Section 5, Township 19 South, Range 38 East Latitude 32.690683, Longitude -103.173158 Lea County, New Mexico
Property Owner:	OXY
Regulatory:	New Mexico Energy, Minerals and Natural Resources Department (EMNRD) New Mexico Oil Conservation Division (NMOCD) Incident ID No. nAPP2227033082 Order No. R-4934-F Case No. 14981

This Gas Mitigation Monthly Report - April 2023 summarizes activities subsequent to the *Gas Mitigation Monthly Report - November 2021*, dated December 14, 2021, the *Gas Mitigation Monthly Report - December 2021*, dated January 20, 2022, the *Gas Mitigation Monthly Report - January 2022*, dated March 1, 2022, the *Gas Mitigation Monthly Report - February 2022*, dated March 24, 2022, the *Gas Mitigation Monthly Report - March 2022*, dated May 4, 2022, the *Gas Mitigation Monthly Report - April 2022*, dated July 11, 2022, the *Gas Mitigation Monthly Report - May 2022*, dated July 22, 2022 and the *Gas Mitigation Monthly Report - June 2022*, dated July 22, 2022, the *Gas Mitigation Monthly Report - July 2022*, dated September 1, 2022, the *Gas Mitigation Monthly Report - August 2022*, dated December 6, 2022, the *Gas Mitigation Monthly Report - September 2022*, dated December 6, 2022, the *Gas Mitigation Monthly Report - October 2022*, dated January 20, 2022, the *Gas Mitigation Monthly Report - December 2022*, dated March 9, 2023, the *Gas Mitigation Monthly Report - January 2023*, dated March 9, 2023, the *Gas Mitigation Monthly Report – February 2023*, dated June 20, 2023, and the *Gas Mitigation Monthly Report – March 2023,* dated June 20, 2023 . All wells are located within operations that are part of the South Hobbs Grayburg/San Andres Unit (SHU) Field in the southwestern area of the City of Hobbs, Lea County, New Mexico. Collectively, the Levey water well (Levey Well) and the two monitoring wells (MW-1 and MW-2) are referred to as the "Site".

Received by OCD: 11/8/2023 2:53:24 PM

OXY has investigated groundwater and oil and gas operation well conditions in the area of the Site. A Site Map, which indicates the approximate locations of the Levey Well and monitoring wells MW-1 and MW-2 in relation to pertinent structures and general Site boundaries, is included as **Figure 1** in **Appendix A**.

On June 30, 2019, elevated pressure was observed at the Levey Well. At the request of the New Mexico Oil Conservation Division (NMOCD), localized area wells were "shut in" from operational use. Over time, the pressure being observed at the Levey Well declined until pressure was no longer recorded. Observations and water analysis of the Levey water well did identify free gas in the well bore; however, pressure from the underlying groundwater-bearing zone was no longer present. Operational data was analyzed as part of the area wide assessment and adjacent wells investigated as potential sources for the gas infiltration. During maintenance operations at SHU #183, located approximately 575 feet southwest of the Levey Well, the SHU #183 well string was pulled, and pressures measured for proof of casing integrity. During these operations, SHU #183 was found to have a casing leak, which is believed to be the source of the pressure observed at Levey well. In response, OXY plugged the SHU #183 well to the surface. No other anomalies were observed in the adjacent area oil and gas wells. After SHU #183 was plugged, OXY drilled a nearby replacement well. This replacement well, designated as SHU #297, is currently operational and shows no concerns of free gas migration.

In February of 2020, permission was obtained from the NMOCD to drill two monitoring wells (MW-1 and MW-2) for analysis and observation purposes. Monitoring well MW-1 was installed in the vicinity of the Levey Well and monitoring well MW-2 was installed in the vicinity of SHU #183.

During initial pre-start up background sampling of the Levey Well, MW-1 and MW-2 on two separate events, May 25th and June 20th of 2020, gas with lower explosive limits (LEL's) at or over 60% were observed in the Levey Well and monitoring well MW-2. This finding was consistent with previous analysis and findings within the Levey Well and not an unexpected result as the previous contributions of gas from the SHU #183 had been sufficient to result in pressure at the surface through the Levey Well.

OXY's groundwater monitoring program included the collection of a groundwater sample from each monitoring well (MW-1 and MW- 2). The monitoring wells were gauged and sampled on May 26, June 30, August 20, October 23, November 24, December 18, 2020, and weekly thereafter. The Levey Well has been sampled consistently from December 6, 2019, to March 29, 2023. The groundwater samples collected from the monitoring wells (MW-1 and MW-2) were analyzed for total petroleum hydrocarbons (TPH), gasoline range organics (GRO), diesel range organics (DRO), and oil range organics (ORO) utilizing Environmental Protection Agency (EPA) Method 8015M, volatile organic compounds (VOCs) utilizing EPA Method SW-846 #8260 (full list), carbon dioxide utilizing Standard Method 4500 CO2 C, dissolved sulfide utilizing EPA Method SW-846 #376.2, chloride using EPA Method SW-846 #300.0 and pH utilizing EPA Method SW-846 #150.1. The groundwater samples collected from the Levey Well were analyzed for VOCs, recoverable metals per ICP by EPA 200.7, inorganic anions by EPA 300/300.1, pH by SM4500-H, total dissolved solids (TDS) by SM2540C, alkalinity by SM2320B and cation-anion balance by SM1030E.

Released to Imaging: 3/21/2024 4:09:03 PM

Received by OCD: 11/8/2023 2:53:24 PM

During the April 2023 groundwater sampling event the groundwater samples did not exhibit constituent concentrations above New Mexico Water Quality Control Commission (WQCC) *Groundwater Quality Standards* (*GQSs*), with the exception of benzene and TDS. Benzene concentrations ranged from 0.0145 milligrams per liter (mg/L) to 0.0156 mg/L in monitoring well MW-2. TDS concentrations ranged from 1,080 mg/L to 1,240 mg/L in the Levey Well. Although above the GQS, these TDS concentrations are consistent with background levels in the Quaternary Alluvium, Ogallala Formation, and the Dockum Group (i.e., the three groundwater bearing units) in Southern Lea County (Nicholson and Clebsch, 1961). The groundwater analytical summary tables are included in **Appendix B**.

OXY utilized automated processes to compile and monitor dates related to the SHU localized wells to ensure tracking of production and injection activities as related to the re-start of these area operations. No anomalies were observed in the area oil and gas wells that could contribute free gas into the groundwater-bearing zone.

To mitigate potential exposures, the Levey residence was purchased by OXY and remains unoccupied. A passive vent was installed on the Levey Well to mitigate safety and explosivity concerns for the residential and work area. There has been no detectable build-up of pressure in the Levey Well or monitoring wells MW-1 and MW-2. Hydrogen sulfide (H_2S) has not been detected in any of the three aforementioned wells since July 15, 2020. All detections of H_2S prior to July 15, 2020 were within the well bore. No H_2S above permissible exposure limits was observed outside of the well bores.

OXY installed pressure reading charts at the Levey Well to measure the potential for any returning pressure at the well. These charts measure pressure 24 hours a day and show that no pressure has returned to the Levey Well. Monitoring wells MW-1 and MW-2 were physically monitored for the presence of gas and pressure on several dates from 7/1/2020 to 3/29/2023, with no pressure observed in either monitoring well. The pressure reading chart available for April 2023 is included in **Appendix D**.

The data indicates that pressure sourced from SHU #183 contributed to the infiltration of free gas into the red beds just beneath the groundwater-bearing zone, creating a pressurized pool of gas that traveled to the Levey Well. Once SHU #183 was plugged, the pressure source was removed from the red beds and overlying groundwater-bearing zone and the remaining free gases below remain pooling within the red bed underlying the groundwater-bearing zone. This is supported by the data described above and is consistent with findings reported in two reports, one co-authored and supplied by Lisa Molofsky of GSI Environmental Inc. The first is "Purging and other sampling variables affecting dissolved methane concentration in water supply wells", and the second "Factors affecting the variability of stray gas concentration and composition in groundwater" authored by A.W. Gorody, referenced below. The reports state:

> *As free-phase gas spreads vertically and/or laterally from a source of release, it can become trapped beneath low permeability sediments (e.g., the "red beds" which separate the overlying Ogallala aquifer from the underlying Santa Rosa). Irregularities in the base topography of these barriers can result in discretized pools of free-phase gas. In many ways, this trapping and accumulation of free-phase gases beneath impermeable units is analogous to the development of structural traps that form in conventional oil and gas reservoirs. This phenomenon can also be viewed as the conceptual inverse of a chlorinated solvent release (a dense NAPL, or "DNAPL") in which the dense liquid can migrate downward through the groundwater via available pathways, until encountering a resistant layer, where the dense liquid pools and accumulates.*

Released to Imaging: 3/21/2024 4:09:03 PM

Received by OCD: 11/8/2023 2:53:24 PM

In water supply wells, free-phase gas entry is most likely to occur when water levels are lowered in a well by pumping or drought, because this reduces the pressure head resisting gas entry from the formation intothe well (Gorody 2012, Molofsky et al. 2018). This may allow free-phase gas to enter the well from one unit (e.g., red bed), while water is primarily originating from another (e.g., the Ogallala aquifer). When the two phases (free-phase gas from the red bed and groundwater from the Ogallala) mix in the water well, there is relatively little time for equilibration under pumping conditions; consequently, dissolved gas concentrations may be very low even though free-phase gas is observed in the well headspace.

These studies and OXY's related findings are that the remaining free gas beneath portions of the Site is pooled within the red beds and the overlying geologic pressure is such that it is confining the free gas. The free gas observed in the Levey Well and monitoring well MW-2 well bores are traveling through these conduits to near surface but lack the pressure to release from the subsurface as the additional pressure from SHU #183 has been eliminated. This coupled with the finding that there is little mixing of constituents of gases into the dissolved phase within the adjacent groundwater supportsthe understanding that the gases are remaining beneath the water interface and only traveling up to surface when the relative pressure allows it to do so, rather than mixing with the water source.

The data indicates that the current free gas in the subsurface has reached a point of equilibrium and, without influence, is stable. To mobilize the free gas, a pressure change was proposed to release the free gas pool from the subsurface red bed, as described below in Section 1.3.

1.2 Groundwater Recovery – Levey Well

As of July 1, 2021, the Levey Well has run full time and recovered groundwater is transferred via flowline to a nearby tank for proper disposal. The groundwater recovered from the Levey Well during April 1 - 30, 2023 was approximately 625,147 gallons.

1.3 Gas Recovery – Levey Well

OXY conducted two vacuum recovery events during the month of April 2023 with positive results as shown on **Table 4** in **Appendix B**. The purpose of this event was to attach a vacuum pump truck to the Levey Well, creating a vacuum on the wellbore, and displacing the underlying water releasing the overlying pressure restraining the free gas pool, and releasing it to the surface. This process will continue into May 2023 once every two weeks until the sampling results of the air are minimal after displacement of the overlying pressure, or the process proves to become ineffective.

2.0 AIR AND GROUNDWATER MONITORING

2.1 Air Sampling Program

Levey Well

The air samples from April 5 and 16, 2023, were taken prior to, during, and subsequent to the vacuum recovery event utilizing Summa® canisters. Upon arrival at the Site, the Levey Well is turned off and allowed to stabilize for approximately one hour. An air sample is taken after one hour of the Levey Well stabilization, prior to initiating the vacuum recovery event.

Released to Imaging: 3/21/2024 4:09:03 PM

Received by OCD: 11/8/2023 2:53:24 PM

During the April 5 and 16, 2023 vacuum recovery events, the vacuum was applied to the Levey Well for a duration of approximately two hours. Approximately one hour and two hours into the event, an air sample was taken. The vacuum was then turned off and an additional air sample from the Levey Well was taken one hour subsequent to the vacuum recovery event. Water was not recovered during the vacuum recovery event.

The Summa® canisters were shipped under proper chain-of-custody to Pace Analytical Laboratory in Mount Juliet, TN for analysis of volatile organic compounds (VOCs) by Method TO-15. Laboratory analytical results are summarized in **Table 4** in **Appendix B**. The executed chain-of-custody forms and laboratory data sheets from the April 2023 sampling events are provided in **Appendix C**.

2.2 Groundwater Sampling Program

Groundwater sampling events were conducted each week on the Levey Well and monitoring wells MW-1 and MW-2. The groundwater sampling program followed the requirements from NMOCD and consists of the following:

Levey Well

As of July 1, 2021, the Levey water well ran full time until February 2, 2022. The Levey well recovered groundwater is transferred via flowline to a nearby tank battery for proper disposal. Prior to sample collection, the Levey Well is turned off and allowed to stabilize for approximately one hour prior to sampling. Once the Levey Well is properly purged and readings from the AquaTROLL 500 stabilize, a groundwater sample is collected.

As previously stated, due to a severe winter storm on February 2, 2022, the Levey well flowline pump was damaged. Replacement parts were ordered, the pump was repaired and has been active since March 14, 2022.

The groundwater samples collected from the Levey Well were analyzed for VOCs, recoverable metals per ICP by EPA 200.7, inorganic anions by EPA 300/300.1, pH by SM4500-H, TDS by SM2540C, alkalinity by SM2320B and cation-anion balance by SM1030E.

Monitoring Wells MW-1 and MW-2

Prior to sample collection, the depth to fluids in each monitoring well (MW-1 and MW-2) are gauged using a water level meter capable of detecting groundwater up to 0.01 feet. Each monitoring well is then sampled utilizing micro-purge low-flow sampling techniques. Subsequent to the completion of the micro-purge process, one groundwater sample is collected from each monitoring well.

The groundwater samples collected from monitoring wells MW-1 and MW-2 were analyzed for TPH GRO, TPH DRO and ORO utilizing EPA Method 8015M, VOCs utilizing EPA Method SW-846 #8260, carbon dioxide utilizing Standard Method 4500, dissolved sulfide utilizing EPA Method SW-846 #376.2, chloride using EPA Method SW-846 300.0 and pH utilizing EPA Method SW-846 #150.1.

Released to Imaging: 3/21/2024 4:09:03 PM

Received by OCD: 11/8/2023 2:53:24 PM

Low flow refers to the velocity with which groundwater enters the pump intake and is imparted to the formation water in the immediate vicinity of the well screen. The objective is to pump in a manner that minimizes stress (drawdown) to the system, to the extent practical, taking into account established Site sampling objectives. Flow rates on the order of 0.1 to 0.5 liters per minute (l/min) will be maintained during sampling activities, using dedicated or decontaminated sampling equipment.

The groundwater samples are collected from each monitoring well once produced groundwater is consistent in color, clarity, pH, temperature, and conductivity. Measurements during purging are taken every three to five minutes. Purging is considered complete once key parameters (especially pH and conductivity) have stabilized for three successive readings.

Groundwater samples were collected in laboratory supplied containers, labeled/sealed using the laboratory supplied labels and custody seals, and stored on ice in a cooler. The groundwater samples were relinquished to the courier for Eurofins Midland of Midland, Texas under proper chain-of-custody procedures.

Laboratory analytical results are summarized in **Tables 1** through **Table 3** in **Appendix B**. The executed chain-of-custody forms and laboratory data sheets are provided in **Appendix C**.

3.0 DATA EVALUTATION

3.1 Air Samples

Gas mitigation activities at the Levey Well began on November 8, 2021, and will continue on a bi-weekly basis through May 2023. Based on the concentrations observed in the Levey Well air samples, the vacuum recovery events are drawing the free gas over to the Levey Well. Prior to each vacuum recovery event, an air sample is taken to give a representative snapshot of static conditions of gas in the subsurface. Elevated concentrations of ethylbenzene, n-hexane, m&p-xylene, o-xylene, and/or TPH were observed prior to the initiation of each vacuum recovery event.

Once initiated, an air sample is taken at one hour and two hours into the vacuum recovery event. During each of the vacuum recovery events, ethylbenzene, n-hexane, m&p-xylene, o-xylene, and/or TPH concentrations significantly decrease throughout the duration of the event.

Approximately one hour after the termination of the vacuum recovery event, a final air sample is collected. Elevated concentrations of acetone, cyclohexane, ethanol, ethylbenzene, 4-ethyltoluene, heptane, n-hexane, isopropylbenzene, 2-propanol, toluene, 1,2,4-trimethylbenzene, m&p-xylene, o-xylene, and/or TPH begin to accumulate inside the Levey water well casing. These results indicate that the vacuum recovery events are successful in drawing the subsurface gas over to the Levey Well.

Air samples are also collected on a bi-weekly basis approximately one week subsequent to the vacuum recovery event. During each of the bi-weekly air sampling events, elevated concentrations of ethylbenzene, 4-ethyltoluene, heptane, n-hexane, isopropylbenzene, 2-propanol, 1,2,4-trimethylbenzene, 1,3,5-trimethylbenzene, m&p-xylene, o-xylene, and/or TPH were observed inside the Levey water well casing. These results again indicate that the vacuum recovery events are successful in drawing the subsurface gas over to the Levey Well.

Released to Imaging: 3/21/2024 4:09:03 PM

Received by OCD: 11/8/2023 2:53:24 PM

3.2 Groundwater Samples

Ensolum compared the laboratory analytical results or laboratory practical quantitation limits (PQLs) associated with the April 2023 groundwater samples collected from the Levey Well and monitoring wells MW-1 and MW-2 to the New Mexico WQCC GQSs. The results of the groundwater sample analyses are summarized in **Table 1** through **Table 3** of **Appendix B**. All analytical results were below the WQCC GQSs, with the exception of the analytes, as discussed below.

Levey Well

TDS concentrations of 1,080 mg/L to 1,240 mg/L were observed during the April 2023 sampling. Although above the GQS, these TDS concentrations are consistent with background levels in the Quaternary Alluvium, Ogallala Formation, and the Dockum Group (i.e., the three groundwater bearing units) in Southern Lea County (Nicholson and Clebsch, 1961). Specifically, for the 20 water supply wells sampled by the USGS in Southern Lea County with TDS analyses, the median TDS concentration was 722 mg/L, and the 75th percentile TDS concentration was 1,953 mg/L.

The Levey Well sampling first began on December 6, 2019. Through mitigation activities, including groundwater recovery and vacuum recovery events, the benzene concentration in the Levey Well has significantly decreased over time, with the exception of December 29, 2021, which had a benzene analytical result of 0.00611 mg/L, the January 19, 2022, which had a benzene analytical result of 0.00684 mg/L, the March 9, 2022, which had a benzene analytical result of 0.00552 mg/L, and the January 25, 2023, which had a benzene analytical result of 0.00589 mg/L, which exceeds the WQCC GQS of 0.005 mg/L. This slight rise in concentration is indicative that the vacuum recovery events are successful in drawing the subsurface gas over to the Levey Well. Benzene concentrations over time are graphed and included in **Appendix A**, showing the significant decrease of benzene in the Levey Well over time.

Monitoring Well MW-1 and MW-2

The groundwater samples collected from monitoring well MW-1 did not exhibit benzene concentrations above the WQCC GQS of 0.005 mg/L. The groundwater samples collected from monitoring well MW-2 exhibited benzene concentrations ranging from 0.0145 mg/L to 0.0156 mg/L, which exceed the WQCC GQS of 0.005 mg/L.

One Nitrite as N exceedance of 1.49 mg/L from monitoring well MW-2 was observed during the April 2023 sampling events, which is above the WQCC GQS of 1.0 mg/L.

All other VOC concentrations were either below the laboratory reporting limit or below the WQCC GQS protective concentrations. All laboratory reporting limits were below the WQCC GQS protective concentrations, indicating a lack of dissolved phase gas infiltration into the localized groundwater.

4.0 RECOMMENDATIONS

OXY has demonstrated over time that the SHU #290 and the surrounding oil and gas operations were and are not a contributor to the previous related pressure observed in the Levey Well. This has been demonstrated by over four months of readings (**Appendix D**) which show that the pressures and gas readings are very consistent with pre-injection background, including, but not limited to carbon dioxide. The plugging of the SHU #183 well has shown to be effective in discontinuing the source of free gas related to the Levey water well.

Released to Imaging: 3/21/2024 4:09:03 PM

Received by OCD: 11/8/2023 2:53:24 PM

Based on verbal communication between OXY and NMOCD, OXY concurs with the following recommendations and/or requests from the NMOCD moving forward in 2023:

- **Continue to remove free gas accumulations from the underlying red bed and groundwater-bearing zone on a bi-weekly basis to acceptable levels of removal to achieve compliance expectations. The air sampling process performed at the Levey Well will continue to be utilized, as described in Section 2.1;**

- **Continue to monitor the Levey Well and monitoring wells MW-1 and MW-2 utilizing daily pressure checks for significant changes in pressure, which could indicate a secondary source, until compliance of free gas removal is achieved; and**

- **Implement monthly sampling for water and air on the Levey Well and monitoring wells MW-1 and MW-2 moving forward in 2023.**

5.0 REFERENCES

GSI Environmental Inc. Preliminary Draft -Results of Water Supply Well Sampling and Investigation. November 2019. Hobbs New Mexico Municipal Code, Title 13.04.017. Accessed Sept. 2020.

New Mexico Environment Department. 2018. 20.6.2 NMAC: Title 20 (Environmental Protection), Chapter 6 (Water Quality), Part 2 (Ground and Surface Water Protection). Amended December 11th, 2019.

Nicholson, Jr. A. and A. Clebsch, Jr. 1961. Geology and Ground-Water Conditions in Southern Lea County, New Mexico. United States Geological Survey Ground-Water Report 6. Prepared in cooperation with the New Mexico Institute of Mining and Technology, State Bureau of Mines and Mineral Resources Division and the New Mexico State Engineer.

Gorody, A.W., 2012. Factors affecting the variability of stray gas concentration and composition in groundwater. Environ. Geosci. 19, 17–31. https://doi.org/10.1306/eg.12081111013.

Molofsky, L.J., Richardson, S.D., Gorody, A.W., Baldassare, F., Connor, J.A., McHugh, T.E., Smith, A.P., Wylie, A.S., Wagner, T., 2018. Purging and other sampling variables affecting dissolved methane concentration in water supply wells. Sci. Total Environ. 618, 998-1007. https://doi.org/10.1016/j.scitotenv.2017.09.077.

Released to Imaging: 3/21/2024 4:09:03 PM

ENSOLUM

APPENDIX A

Figures and Graphs

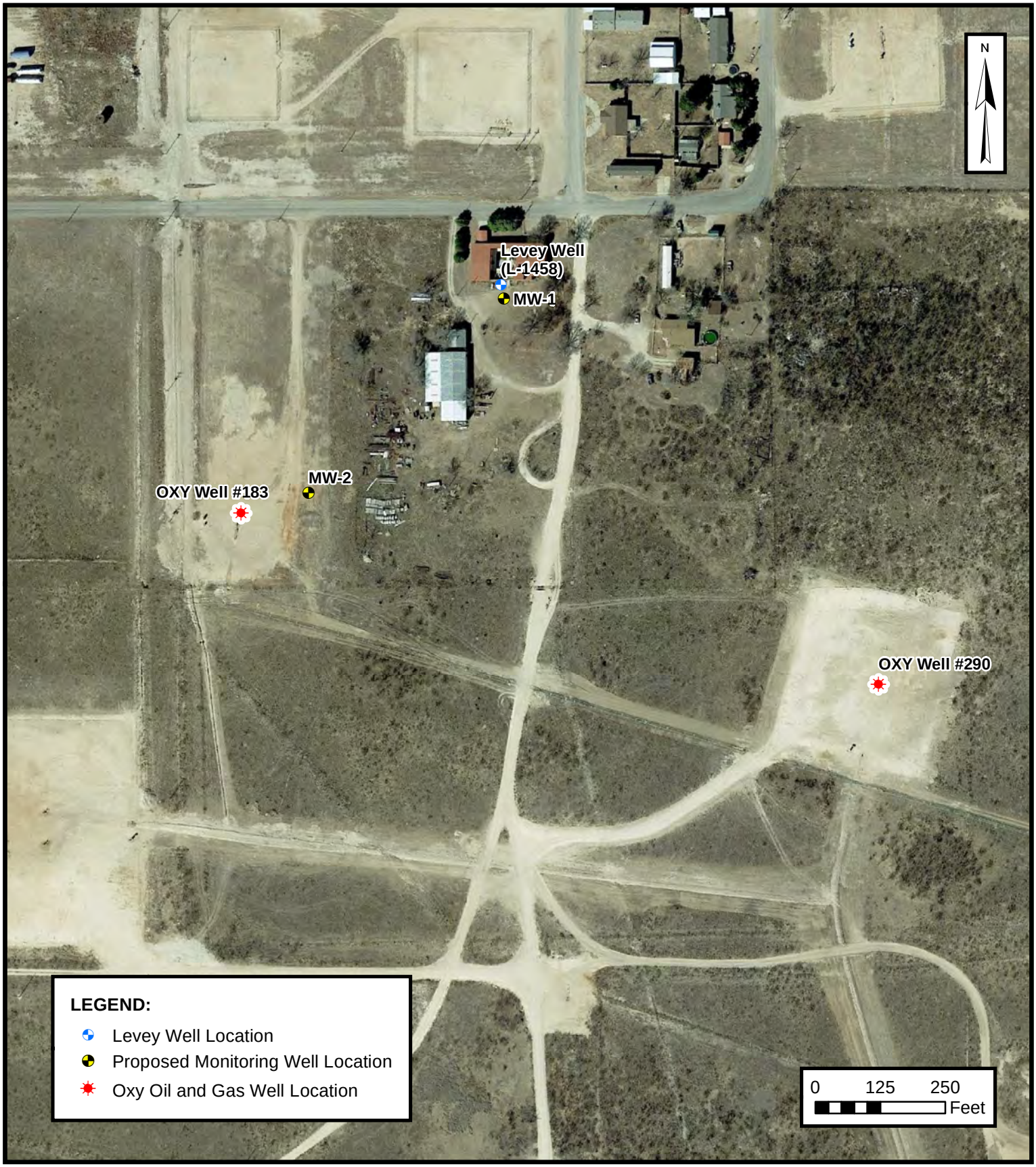

ENSOLUM
Environmental, Engineering and Hydrogeologic Consultants

SITE MAP

OCCIDENTAL PERMIAN LTD
S HOBBS G/SA UNIT

Unit F, Sec 5, T19S, R38E, Hobbs, New Mexico
32.690683° N, 103.173158° W

PROJECT NUMBER: 03B1417002

FIGURE

1

Released to Imaging: 3/21/2024 4:09:03 PM

Received by OCD: 11/8/2023 2:53:24 PM

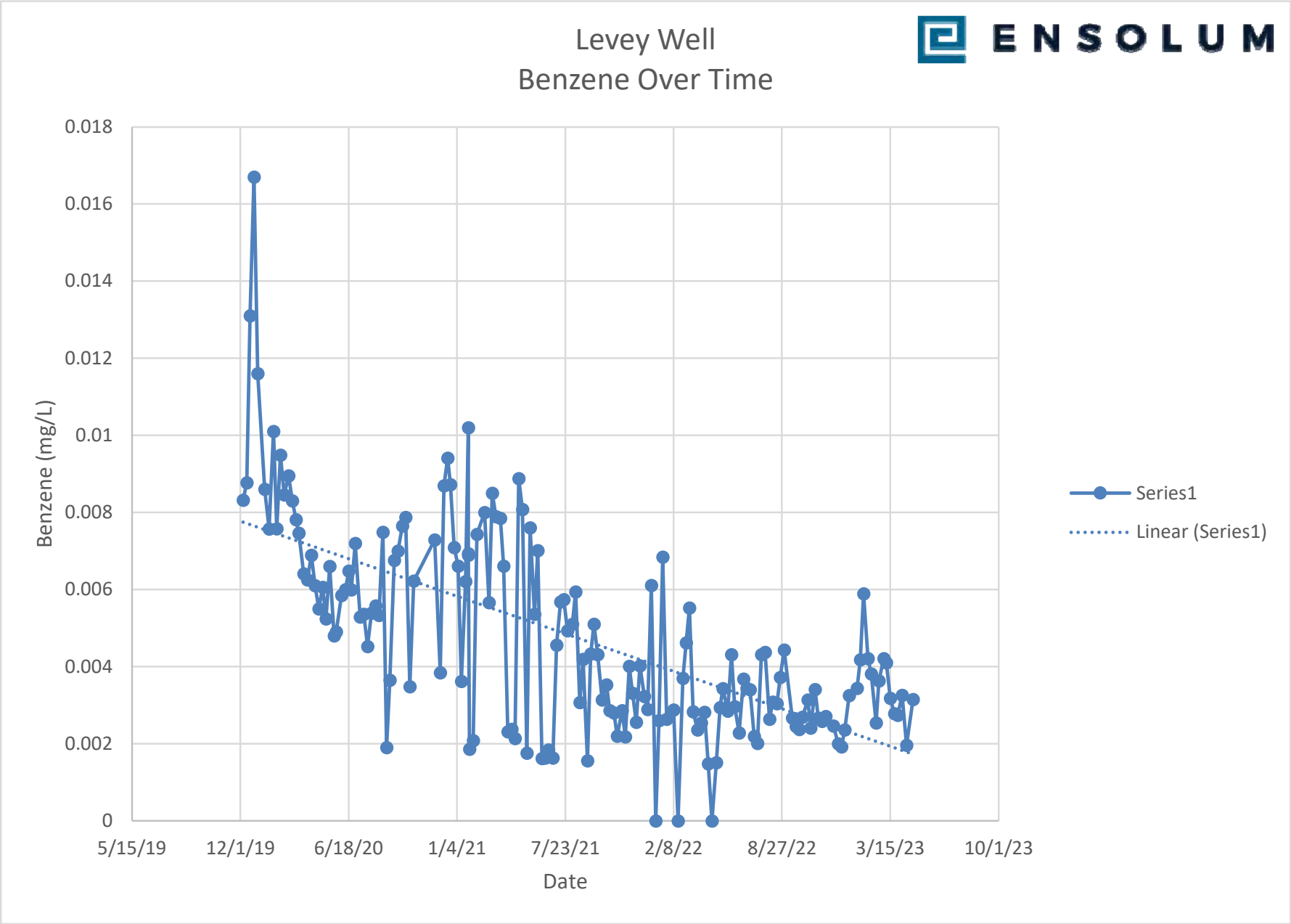

ENSOLUM

APPENDIX B

Tables

ENSOLUM

TABLE 1
GROUNDWATER SAMPLING (VOCs) ANALYTICAL DATA SUMMARY
Levey Well
Oxy Permian Ltd.
Hobbs, New Mexico
Ensolum Project No. 03B1417001 / 03B1417002

Sample Designation	Date	VOCs (mg/l)																											
		Benzene	Toluene	Ethylbenzene	o-Xylene	m,p-Xylenes	Total Xylenes	Methyl ethyl ketone (2-Butanone)	n-Butylbenzene	Sec-Butylbenzene	tert-Butylbenzene	Tetrachloroeth(y)ene	Chloroform	Chloromethane	2-Chlorotoluene	4-Chlorotoluene	p-Cymene (p-Isopropyltoluene)	1,2-Dichloroethane	1,2-Dichloropropane	cis-1,2-Dichloroeth(y)ene	1,4-Dichlorobenzene	1,1-Dichloropropene	Isopropylbenzene	Naphthalene	n-Propylbenzene	1,1,2-Trichloroethane	Styrene	1,2,4-Trimethylbenzene	1,3,5-Trimethylbenzene
20 NMAC 6.2 Water Quality - Ground and Surface Water Protection Human Health Standards		0.005	1	0.7	NE	NE	0.62	NE	NE	NE	NE	0.005	0.1	NE	NE	NE	NE	0.005	0.005	NE	0.075	NE	NE	0.03	NE	0.01	0.1	NE	NE
Levey Well	12/6/2019	0.00832	0.0708	0.0296	0.0242	0.129	0.153	<0.0500	0.00151	0.00206	<0.00100	<0.00100	<0.00100	NA	<0.00100	<0.00100	0.00138	<0.00100	<0.00500	<0.00100	<0.00100	<0.00500	0.0126	<0.0100	0.00566	<0.00100	<0.00100	0.0358	0.0106
	12/13/2019	0.00877	0.0654	0.0271	0.0233	0.121	0.144	<0.0500	0.00118	0.00171	<0.00100	<0.00100	<0.00100	NA	<0.00100	<0.00100	0.00112	<0.00100	<0.00500	<0.00100	<0.00100	<0.00500	0.0112	<0.0100	0.00470	<0.00100	<0.00100	0.0315	0.00944
	12/19/2019	0.0131	0.0861	0.0385	0.0318	0.170	0.202	0.0125 J	0.00187	0.00257	<0.000195	<0.000500	<0.000259	NA	<0.000214	<0.000183	0.00173	<0.000285	<0.000396	<0.000174	<0.000199	<0.000481	0.0170	<0.00200	0.00747	<0.000228	<0.000162	0.0469	0.0144
	12/26/2019	0.0167	0.112	0.0514	0.0459	0.210	0.256	<0.0500	0.00211	0.00320	<0.00100	<0.00100	<0.00100	NA	<0.00100	<0.00100	0.00183	<0.00100	<0.00500	<0.00100	<0.00100	<0.00500	0.0235	<0.0100	0.00934	<0.00100	<0.00100	0.0672	0.0168
	1/2/2020	0.0116	0.0644	0.0551	0.0805	0.232	0.313	<0.0500	0.00231	0.00164	<0.00100	<0.00100	<0.00100	NA	<0.00100	<0.00100	0.00127	<0.00100	<0.00500	<0.00100	<0.00100	<0.00500	0.0107	0.0120	0.00544	<0.00100	0.00243	0.0377	0.0106
	1/15/2020	0.00860	0.0528	0.0318	0.0219	0.119	0.141	<0.0500	<0.00100	0.00259	<0.00100	<0.00100	<0.00100	NA	<0.00100	<0.00100	<0.00100	<0.00100	<0.00500	<0.00100	<0.00100	<0.00500	0.0148	<0.0100	0.0104	<0.00100	<0.00100	0.0547	0.0172
	1/23/2020	0.00757	0.0462	0.0318	0.0224	0.119	0.141	<0.0500	0.00233	0.00295	<0.00100	<0.00100	<0.00100	NA	<0.00100	<0.00100	0.00180	<0.00100	<0.00500	<0.00100	<0.00100	<0.00500	0.0158	<0.0100	0.0166	<0.00100	<0.00100	0.103	0.0300
	1/31/2020	0.0101	0.0567	0.0462	0.0385	0.166	0.205	<0.500	<0.0100	<0.0100	0.0438	<0.00100	<0.0100	NA	0.0343	0.0344	<0.0100	<0.0100	<0.0500	<0.00100	<0.00100	0.0584	0.0262	<0.100	0.0458	<0.0100	<0.0100	0.323	0.0847
	2/6/2020	0.00758	0.0489	0.0306	0.0242	0.116	0.140	<0.0500	0.00234	0.00299	<0.00100	<0.00100	<0.00100	NA	<0.00100	<0.00100	0.00165	<0.00100	<0.00500	<0.00100	<0.00100	<0.00500	0.0174	<0.0100	0.0237	<0.00100	<0.00100	0.285	0.0451
	2/13/2020	0.00949	0.0498	0.0397	0.0337	0.145	0.179	<0.0500	<0.00100	<0.00100	<0.00100	<0.00100	<0.00100	NA	<0.00100	<0.00100	0.00251	<0.00100	<0.00500	<0.00100	<0.00100	<0.00500	0.0251	<0.0100	0.0450	<0.00100	<0.00100	0.349	0.0898
	2/20/2020	0.00846	0.0326	0.0313	0.0248	0.113	0.138	<0.0500	<0.00100	0.00407	<0.00100	<0.00100	<0.00100	NA	<0.00100	<0.00100	0.00229	<0.00100	<0.00500	<0.00100	<0.00100	<0.00500	0.0208	<0.0100	0.0431	<0.00100	<0.00100	0.322	0.0918
	2/28/2020	0.00895	0.0351	0.0374	0.0251	0.124	0.149	<0.250	<0.00500	<0.00500	<0.00500	<0.00500	<0.00500	NA	<0.00500	<0.00500	<0.00500	<0.00500	<0.0250	<0.00500	<0.00500	<0.0250	0.0249	<0.0500	0.0488	<0.00500	<0.00500	0.358	0.0989
	3/6/2020	0.00830	0.0313	0.0346	0.0228	0.114	0.137	<0.0500	0.00374	0.00467	<0.00100	<0.00100	<0.00100	NA	<0.00100	<0.00100	0.00254	<0.00100	<0.00500	<0.00100	<0.00100	<0.00500	0.0231	<0.0100	0.0472	<0.00100	<0.00100	0.378	0.0948
	3/13/2020	0.00781	0.0302	0.0330	0.0203	0.109	0.129	<0.0500	0.00153	<0.00100	<0.00100	<0.00100	<0.00100	NA	<0.00100	<0.00100	0.00247	<0.00100	<0.00500	<0.00100	<0.00100	<0.00500	0.0224	<0.0100	0.0428	<0.00100	<0.00100	0.277	0.0875
	3/18/2020	0.00746	0.0279	0.0304	0.0174	0.0981	0.116	<0.0500	0.00311	0.00400	<0.00100	<0.00100	<0.00100	NA	<0.00100	<0.00100	0.00224	<0.00100	<0.00500	<0.00100	<0.00100	<0.00500	0.0199	<0.0100	0.0365	<0.00100	<0.00100	0.275	0.0777
	3/27/2020	0.00641	0.0151	0.0247	0.0132	0.0737	0.0869	<0.0500	0.00122	0.00345	<0.00100	<0.00100	<0.00100	NA	<0.00100	<0.00100	0.00189	<0.00100	<0.00500	<0.00100	<0.00100	<0.00500	0.0166	<0.0100	0.0336	<0.00100	<0.00100	0.261	0.0721
	4/3/2020	0.00625	0.0129	0.0250	0.0130	0.0745	0.0875	<0.0500	0.00120	<0.00100	<0.00100	<0.00100	<0.00100	NA	<0.00100	<0.00100	0.00209	<0.00100	<0.00500	<0.00100	<0.00100	<0.00500	0.0174	<0.0100	0.0363	<0.00100	<0.00100	0.273	0.0756
	4/10/2020	0.00689	0.0327	0.0277	0.0159	0.0924	0.108	<0.0500	0.00253	0.00338	<0.00100	<0.00100	<0.00100	NA	<0.00100	<0.00100	0.00188	<0.00100	<0.00500	<0.00100	<0.00100	<0.00500	0.0171	<0.0100	0.0300	<0.00100	<0.00100	0.264	0.0580
	4/17/2020	0.00610	0.0258	0.0253	0.0141	0.0814	0.0955	<0.0500	0.00238	0.00321	<0.00100	<0.00100	<0.00100	NA	<0.00100	<0.00100	0.00175	<0.00100	<0.00500	<0.00100	<0.00100	<0.00500	0.0164	<0.0100	0.0280	<0.00100	<0.00100	0.220	0.0562
	4/24/2020	0.00550	0.0241	0.0225	0.0125	0.0756	0.0881	<0.0500	<0.00100	0.00297	<0.00100	<0.00100	<0.00100	NA	<0.00100	<0.00100	0.00179	<0.00100	<0.00500	<0.00100	<0.00100	<0.00500	0.0148	<0.0100	0.0251	<0.00100	<0.00100	0.199	0.0526
	5/1/2020	0.00606	0.0277	0.0237	0.0129	0.0773	0.0902	<0.0500	<0.00100	<0.00100	<0.00100	<0.00100	<0.00100	NA	<0.00100	<0.00100	0.00159	<0.00100	<0.00500	<0.00100	<0.00100	<0.00500	0.0143	<0.0100	0.0242	<0.00100	<0.0100	0.185	0.0513
	5/7/2020	0.00524	0.0168	0.0211	0.0108	0.0655	0.0763	<0.0500	<0.00100	0.00306	<0.00100	<0.00100	<0.00100	NA	<0.00100	<0.00100	0.00171	<0.00100	<0.00500	<0.00100	<0.00100	<0.00500	0.0138	<0.0100	0.0270	<0.00100	<0.0100	0.202	0.0582
	5/14/2020	0.00660	0.0357	0.0268	0.0141	0.0882	0.102	<0.0500	0.00236	0.00324	<0.00100	<0.00100	<0.00100	NA	<0.00100	<0.00100	0.00191	<0.00100	<0.00500	<0.00100	<0.00100	<0.00500	0.0165	<0.0100	0.0236	<0.00100	<0.00100	0.201	0.0453
	5/22/2020	0.00480	0.00851	0.0193	0.00896	0.0567	0.0657	<0.0500	<0.00100	<0.00100	<0.00100	<0.00100	<0.00100	NA	<0.00100	<0.00100	0.00194	<0.00100	<0.00500	<0.00100	<0.00100	<0.00500	0.0137	<0.0100	0.0276	<0.00100	<0.00100	0.187	0.0597
	5/26/2020	0.00490	0.0169	0.0210	0.0109	0.0637	0.0746	<0.0500	0.00122	0.00300	<0.00100	<0.00100	<0.00100	NA	<0.00100	<0.00100	0.00164	<0.00100	<0.00500	<0.00100	<0.00100	<0.00500	0.0138	<0.0100	0.0256	<0.00100	<0.00100	0.192	0.0532
	6/5/2020	0.00585	0.0317	0.0228	0.0117	0.0744	0.0861	<0.0500	0.00183	0.00271	<0.00100	<0.00100	<0.00100	NA	<0.00100	<0.00100	0.00155	<0.00100	<0.00500	<0.00100	<0.00100	<0.00500	0.0134	<0.0100	0.0182	<0.00100	<0.00100	0.129	0.0367
	6/12/2020	0.00600	0.0299	0.0231	0.0122	0.0757	0.0879	<0.0500	<0.00100	0.00283	<0.00100	<0.00100	<0.00100	NA	<0.00100	<0.00100	0.00154	<0.00100	<0.00500	<0.00100	<0.00100	<0.00500	0.0135	<0.0100	0.0211	<0.00100	<0.00100	0.150	0.0429
	6/18/2020	0.00648	0.0374	0.0236	0.0129	0.0818	0.0947	<0.0500	<0.00100	0.00256	<0.00100	<0.00100	<0.00100	NA	<0.00100	<0.00100	0.00145	<0.00100	<0.00500	<0.00100	<0.00100	<0.00500	0.0130	<0.0100	0.0162	<0.00100	<0.00100	0.121	0.0336
	6/23/2020	0.00599	0.0311	0.0232	0.0116	0.0771	0.0887	<0.0500	0.00103	<0.00100	<0.00100	<0.00100	<0.00100	NA	<0.00100	<0.00100	0.00153	<0.00100	<0.00500	<0.00100	<0.00100	<0.00500	0.0137	<0.0100	0.0193	<0.00100	<0.00100	0.135	0.0385
	6/30/2020	0.00720	0.0450	0.0276	0.0138	0.0923	0.106	<0.0500	0.00105	0.00306	<0.00100	<0.00100	<0.00100	NA	<0.00100	<0.00100	0.00176	<0.00100	<0.00500	<0.00100	<0.00100	<0.00500	0.0152	<0.0100	0.0169	<0.00100	<0.00100	0.119	0.0339
	7/9/2020	0.00529	0.0272	0.0203	0.0103	0.0700	0.0803	<0.0500	<0.00100	0.00253	<0.00100	<0.00100	<0.00100	NA	<0.00100	<0.00100	0.00136	<0.00100	<0.00500	<0.00100	<0.00100	<0.00500	0.0118	<0.0100	0.0156	<0.00100	<0.00100	0.118	0.0328
	7/16/2020	0.00536	0.0316	0.0204	0.0103	0.0684	0.0787	<0.0500	0.00148	0.00252	<0.00100	<0.00100	<0.00100	NA	<0.00100	<0.00100	0.00133	<0.00100	<0.00500	<0.00100	<0.00100	<0.00500	0.0117	<0.0100	0.0142	<0.00100	<0.00100	0.0944	0.0273
	7/23/2020	0.00452	0.0268	0.0174	0.00895	0.0602	0.0692	<0.0500	<0.00100	0.00199	<0.00100	<0.00100	<0.00100	NA	<0.00100	<0.00100	0.00112	<0.00100	<0.00500	<0.00100	<0.00100	<0.00500	0.00991	<0.0100	0.0113	<0.00100	<0.00100	0.0775	0.0224
	7/30/2020	0.00539	0.0302	0.0197	0.0100	0.0641	0.0741	<0.0500	<0.00100	0.00210	<0.00100	<0.00100	<0.00100	NA	<0.00100	<0.00100	0.00123	<0.00100	<0.00500	<0.00100	<0.00100	<0.00500	0.0111	<0.0100	0.0124	<0.00100	<0.00100	0.0751	0.0215
	8/7/2020	0.00558	0.0300	0.0200	0.00987	0.0628	0.0727	<0.0500	<0.00100	0.00215	<0.00100	<0.00100	<0.00100	NA	<0.00100	<0.00100	0.00114	<0.00100	<0.00500	<0.00100	<0.00100	<0.00500	0.0110	<0.0100	0.0118	<0.00100	<0.00100	0.0707	0.0209
	8/13/2020	0.00533	0.0300	0.0195	0.00978	0.0622	0.0720	<0.0500	<0.00100	0.00196	<0.00100	<0.00100	<0.00100	NA	<0.00100	<0.00100	0.00115	<0.00100	<0.00500	<0.00100	<0.00100	<0.00500	0.0107	<0.0100	0.0119	<0.00100	<0.00100	0.0710	0.0206
	8/20/2020	0.00749	0.0400	0.0269	0.0128	0.0864	0.0992	<0.0500	<0.00100	0.00292	<0.00100	<0.00100	<0.00100	NA	<0.00100	<0.00100	0.00168	<0.00100	<0.00500	<0.00100	<0.00100	<0.00500	0.0150	<0.0100	0.0161	<0.00100	<0.00100	0.0988	0.0295
	8/27/2020	0.00190	0.0101	0.00678	0.00322	0.0205	0.0237	<0.0500	<0.00100	0.00104	<0.00100	<0.00100	<0.00100	NA	<0.00100	<0.00100	<0.00100	<0.00100	<0.00500	<0.00100	<0.00100	<0.00500	0.00403	<0.0100	0.00459	<0.00100	<0.00100	0.0230	0.00758
	9/2/2020	0.00365	0.0199	0.0132	0.00646	0.0412	0.0477	<0.0500	<0.00100	0.00165	<0.00100	<0.00100	<0.00100	NA	<0.00100	<0.00100	<0.00100	<0.00100	<0.00500	<0.00100	<0.00100	<0.00500	0.00749	<0.0100	0.00761	<0.00100	<0.00100	0.0483	0.0410
	9/10/2020	0.00676	0.0358	0.0246	0.0115	0.0760	0.0875	<0.0500	<0.00100	0.00271	<0.00100	<0.00100	<0.00100	NA	<0.00100	<0.00100	0.00150	<0.00100	<0.00500	<0.00100	<0.00100	<0.00500	0.0132	<0.0100	0.0136	<0.00100	<0.00100	0.0785	0.0226
	9/17/2020	0.00700	0.0381	0.0266	0.0136	0.0849	0.0985	<0.0500	<0.00100	0.00285	<0.00100	<0.00100	<0.00100	NA	<0.00100	<0.00100	0.00163	<0.00100	<0.00500	<0.00100	<0.00100	<0.00500	0.0146	<0.0100	0.0147	<0.00100	<0.00100	0.0921	0.0262
	9/25/2020	0.00765	0.0415	0.0282	0.0139	0.0909	0.105	<0.0500	<0.00100	0.00307	<0.00100	<0.00100	<0.00100	NA	<0.00100	<0.00100	0.00169	<0.00100	<0.00500	<0.00100	<0.00100	<0.00500	0.0157	<0.0100	0.0145	<0.00100	<0.00100	0.0860	0.0251
	10/1/2020	0.00787	0.0422	0.0305	0.0151	0.0962	0.1110	<0.0500	0.00191	<0.00100	<0.00100	<0.00100	<0.00100	NA	<0.00100	<0.00100	0.00198	<0.00100	<0.00500	<0.00100	<0.00100	<0.00500	0.0167	<0.0100	0.0175	<0.00100	<0.00100	0.102	0.0303
	10/9/2020	0.00348	0.0191	0.0123	0.00619	0.0394	0.0456	<0.0500	<0.00100	0.00134	<0.00100	<0.00100	<0.00100	NA	<0.00100	<0.00100	<0.00100	<0.00100	<0.00500	<0.00100	<0.00100	<0.00500	0.0069	<0.0100	0.0058	<0.00100	<0.00100	0.0350	0.0102
	10/16/2020	0.00622	0.0325	0.0235	0.0110	0.0739	0.0840	<0.0500	<0.00100	0.00274	<0.00100	<0.00100	<0.00100	NA	<0.00100	<0.00100	0.00145	<0.00100	<0.00500	<0.00100	<0.00100	<0.00500	0.0135	<0.0100	0.0124	<0.00100	<0.00100	0.0730	0.0213
	11/24/2020	0.00729	0.0363	0.0264	0.0128	0.0830	0.09580	<0.0500	<0.00100	0.00276	<0.00100	<0.00100	<0.00100	NA	<0.00100	<0.00100	0.00147	<0.00100	<0.00500	<0.00100	<0.00100	<0.00500	0.0145	<0.0100	0.0109	<0.00100	<0.00100	0.0641	0.0192
	12/4/2020	0.00384	0.0193	0.0143	0.0065	0.0429	0.04937	<0.0500	0.00121	0.00179	<0.00100	<0.00100	<0.00100	NA	<0.00100	<0.00100	0.00110	<0.00100	<0.00500	<0.00100	<0.00100	<0.00500	0.0080	<0.0100	0.0061	<0.00100	<0.00100	0.0309	0.0101
	12/11/2020	0.00869	0.0482	0.0319	0.01620	0.102	0.1182	<0.0500	<0.00100	0.00324	<0.00100	<0.00100	<0.00100	NA	<0.00100	<0.00100	0.00182	<0.00100	<0.00500	<0.00100	<0.00100	<0.00500	0.0167	<0.0100	0.0132	<0.00100	<0.00100	0.0792	0.0232
	12/18/2020	0.00941	0.0736	0.0339	0.0194	0.131	0.150	<0.0500	0.00187	0.00307	<0.00100	<0.00100	<0.00100	NA	<0.00100	<0.00100	0.00184	<0.00100	<0.00500	<0.00100	<0.00100	<0.00500	0.0169	<0.0100	0.00981	<0.00100	<0.00100	0.0439	0.0148
	12/23/2020	0.00872	0.0739	0.0323	0.0196	0.126	0.146	<0.0500	0.00148	0.00227	<0.00100	<0.00100	<0.00100	NA	<0.00100	<0.00100	0.00128	<0.00100	<0.00500	<0.00100	<0.00100	<0.00500	0.0153	<0.0100	0.00768	<0.00100	<0.00100	0.0375	0.0124
	12/30/2020	0.00709	0.0560	0.0260	0.0153	0.0998	0.115	<0.0500	0.00143	0.00237	<0.00100	<0.00100	<0.00100	NA	<0.00100	<0.00100	0.00133	<0.00100	<0.00500	<0.00100	<0.00100	<0.00500	0.0127	<0.0100	0.00719	<0.00100	<0.00100	0.0340	0.0113

ENSOLUM

TABLE 1
GROUNDWATER SAMPLING (VOCs) ANALYTICAL DATA SUMMARY
Levey Well
Oxy Permian Ltd.
Hobbs, New Mexico
Ensolum Project No. 03B1417001 / 03B1417002

Sample Designation	Date	VOCs (mg/l)																											
		Benzene	Toluene	Ethylbenzene	o-Xylene	m,p-Xylenes	Total Xylenes	Methyl ethyl ketone (2-Butanone)	n-Butylbenzene	Sec-Butylbenzene	tert-Butylbenzene	Tetrachloroeth(y)ene	Chloroform	Chloromethane	2-Chlorotoluene	4-Chlorotoluene	p-Cymene (p-Isopropyltoluene)	1,2-Dichloroethane	1,2-Dichloropropane	cis-1,2-Dichloroeth(y)ene	1,4-Dichlorobenzene	1,1-Dichloropropene	Isopropylbenzene	Naphthalene	n-Propylbenzene	1,1,2-Trichloroethane	Styrene	1,2,4-Trimethylbenzene	1,3,5-Trimethylbenzene
20 NMAC 6.2 Water Quality - Ground and Surface Water Protection Human Health Standards		0.005	1	0.7	NE	NE	0.62	NE	NE	NE	NE	0.005	0.1	NE	NE	NE	NE	0.005	0.005	NE	0.075	NE	NE	0.03	NE	0.01	0.1	NE	NE
	1/6/2021	0.00661	0.0494	0.0239	0.0141	0.0930	0.107	<0.0500	<0.00100	0.00233	<0.00100	<0.00100	<0.00100	NA	<0.00100	<0.00100	0.00140	<0.00100	<0.00500	<0.00100	<0.00100	<0.00500	0.0122	<0.0100	0.00710	<0.00100	<0.00100	0.0334	0.0113
	1/12/2021	0.00362	0.0206	0.0168	0.00849	0.0547	0.0632	<0.0500	0.00159	0.00278	<0.00100	<0.00100	<0.00100	NA	<0.00100	<0.00100	0.00157	<0.00100	<0.00500	<0.00100	<0.00100	<0.00500	0.0105	<0.0100	0.00959	<0.00100	<0.00100	0.0540	0.0174
	1/20/2021	0.00621	0.0383	0.0245	0.0137	0.0884	0.102	<0.0500	<0.00100	<0.00100	<0.00100	<0.00100	<0.00100	NA	<0.00100	<0.00100	0.00159	<0.00100	<0.00500	<0.00100	<0.00100	<0.00500	0.0135	<0.0100	0.00920	<0.00100	<0.00100	0.0470	0.0152
	1/25/2021	0.0102	0.0717	0.0337	0.0195	0.130	0.150	<0.0500	0.00167	0.00287	<0.00100	<0.00100	<0.00100	NA	<0.00100	<0.00100	0.00162	<0.00100	<0.00500	<0.00100	<0.00100	<0.00500	0.0162	<0.0100	0.00914	<0.00100	<0.00100	0.0455	0.0149
	1/25/2021	0.00689	0.0353	0.0243	0.0113	0.0733	0.0846	<0.0500	<0.00100	<0.00100	<0.00100	<0.00100	<0.00100	NA	<0.00100	<0.00100	0.00145	<0.00100	<0.00500	<0.00100	<0.00100	<0.00500	0.0127	<0.0100	0.0115	<0.00100	<0.00100	0.0687	0.0205
	1/25/2021	0.00693	0.0342	0.0251	0.0113	0.0737	0.0850	<0.0500	<0.00100	<0.00100	<0.00100	<0.00100	<0.00100	NA	<0.00100	<0.00100	0.00146	<0.00100	<0.00500	<0.00100	<0.00100	<0.00500	0.0133	<0.0100	0.0124	<0.00100	<0.00100	0.0738	0.0218
	1/27/2021	0.00186	0.00398	0.0101	0.00322	0.0219	0.0251	<0.0500	0.00110	0.00169	<0.00100	<0.00100	<0.00100	NA	<0.00100	<0.00100	<0.00100	<0.00100	<0.00500	<0.00100	<0.00100	<0.00500	0.00618	<0.0100	0.0125	<0.00100	<0.00100	0.0743	0.0224
	2/3/2021	0.00208	0.00551	0.0120	0.00438	0.0262	0.0306	<0.0500	<0.00100	0.00195	<0.00100	<0.00100	<0.00100	NA	<0.00100	<0.00100	0.00101	<0.00100	<0.00500	<0.00100	<0.00100	<0.00500	0.00756	<0.0100	0.0156	<0.00100	<0.00100	0.0945	0.0282
	2/10/2021	0.00743	0.0531	0.0280	0.0157	0.104	0.120	<0.0500	0.00140	<0.00100	<0.00100	<0.00100	<0.00100	NA	<0.00100	<0.00100	0.00145	<0.00100	<0.00500	<0.00100	<0.00100	<0.00500	0.0142	<0.0100	0.00876	<0.00100	<0.00100	0.0448	0.0143
	2/24/2021	0.00800	0.0593	0.0287	0.0177	0.109	0.127	<0.0500	<0.00100	0.0024	<0.00100	<0.00100	<0.00100	NA	<0.00100	<0.00100	0.00142	<0.00100	<0.00500	<0.00100	<0.00100	<0.00500	0.0140	<0.0100	0.00808	<0.00100	<0.00100	0.0408	0.0132
	3/4/2021	0.00566	0.0446	0.0222	0.0133	0.0869	0.100	<0.0500	<0.00100	0.00187	<0.00100	<0.00100	<0.00100	NA	<0.00100	<0.00100	0.00110	<0.00100	<0.00500	<0.00100	<0.00100	<0.00500	0.0105	<0.0100	0.00694	<0.00100	<0.00100	0.0390	0.0119
	3/10/2021	0.00850	0.0668	0.0314	0.0194	0.126	0.145	<0.0500	<0.00100	0.00270	<0.00100	<0.00100	<0.00100	NA	<0.00100	<0.00100	0.00176	<0.00100	<0.00500	<0.00100	<0.00100	<0.00500	0.0156	<0.0100	0.00898	<0.00100	<0.00100	0.0466	0.0150
	3/17/2021	0.00789	0.0563	0.0273	0.0168	0.103	0.120	0.0253 J	0.000840 J	0.00239	<0.000195	<0.00100	<0.00100	NA	<0.000214	<0.000183	0.00139	<0.000285	<0.00500	<0.000174	<0.00100	<0.000481	0.0129	<0.00200	0.00830	<0.000228	<0.000162	0.0427	0.0135
	3/25/2021	0.00785	0.0585	0.0276	0.0175	0.109	0.127	0.0206 J	0.00129	<0.00100	<0.00100	<0.00100	<0.00100	<0.0100	<0.00100	<0.00100	0.00143	<0.00100	<0.00500	<0.00100	<0.00100	<0.00500	0.0141	<0.0100	0.00779	<0.00100	<0.00100	0.0416	<0.00100
	3/31/2021	0.00661	0.0459	0.0243	0.0143	0.0857	0.100	<0.00270	<0.000286	<0.000199	<0.000195	<0.00100	<0.00100	<0.0100	0.00302	<0.000183	0.00144	<0.000244	<0.00500	<0.000174	<0.00100	<0.000481	0.0129	<0.00200	0.00840	<0.000228	<0.000162	0.0422	0.01370
	4/8/2021	0.00231	0.00502	0.0106	0.00358	0.0227	0.0263	<0.0500	<0.00100	<0.00100	<0.00100	<0.00100	<0.00100	<0.0100	<0.00100	<0.00100	0.00103	<0.00100	<0.00500	<0.00100	<0.00100	<0.00500	0.00689	<0.0100	0.0148	<0.00100	<0.00100	0.0951	0.0639
	4/15/2021	0.00238	0.00491	0.0109	0.00364	0.0266	0.0302	<0.0500	<0.00100	<0.00100	<0.00100	<0.00100	<0.00100	<0.0100	<0.00100	<0.00100	0.00109	<0.00100	<0.00500	<0.00100	<0.00100	<0.00500	0.00733	<0.0100	0.0162	<0.00100	<0.00100	0.111	<0.00100
	4/21/2021	0.00214	0.00431	0.00957	0.00340	0.0198	0.0232	<0.00270	<0.000286	0.00181	<0.000195	<0.000500	<0.000259	<0.000318	<0.000214	<0.000183	0.00103	<0.000285	<0.000396	<0.000174	<0.000199	<0.000481	0.00658	<0.00200	0.0149	<0.000228	<0.000623	0.109	0.0631
	4/28/2021	0.00888	0.0652	0.0325	0.0201	0.121	0.141	0.0198 J	<0.000286	0.00259	<0.000195	<0.000500	<0.000259	<0.000318	<0.000214	<0.000183	0.00163	<0.000285	<0.000396	<0.000174	<0.000199	<0.000481	0.0161	<0.00200	0.00855	<0.000228	<0.000623	0.0431	0.0138
	5/5/2021	0.00808	0.0527	0.0257	0.0160	0.0935	0.110	<0.00270	0.00135	0.00232	<0.000195	<0.000500	<0.000259	<0.000318	<0.000214	<0.000183	0.00130	<0.000285	<0.000396	<0.000174	<0.000199	<0.000481	0.0121	<0.00200	0.00760	<0.000228	<0.000623	0.0414	<0.000279
	5/13/2021	0.00176	0.00332	0.00899	0.00297	0.0187	0.0217	<0.00270	0.00109	<0.000199	<0.000195	<0.000500	<0.000259	<0.000318	<0.000214	<0.000183	0.000802 J	<0.000285	<0.000396	<0.000174	<0.000199	<0.000481	0.00592	<0.00200	0.0139	<0.000228	<0.000623	0.0828	0.0239
	5/19/2021	0.00760	0.0603	0.0296	0.0182	0.112	0.130	0.0188 J	<0.000286	0.00254	<0.000195	<0.000500	<0.000259	<0.000318	<0.000214	<0.000183	0.00157	<0.000285	<0.000396	<0.000174	<0.000199	<0.000481	0.0146	<0.00200	0.00825	<0.000228	<0.000623	0.0403	0.0128
	5/27/2021	0.00536	0.0360	0.0206	0.0117	0.0657	0.0774	0.0139 J	<0.000286	<0.000199	<0.000195	<0.000500	<0.000259	<0.000318	<0.000214	<0.000183	0.00139	<0.000285	<0.000396	<0.000174	<0.000199	<0.000481	0.0111	<0.00200	0.00924	<0.000228	<0.000623	0.0483	0.0150
	6/2/2021	0.00701	0.0521	0.0258	0.0154	0.0906	0.106	<0.00270	<0.000286	0.00254	<0.000195	<0.000500	<0.000259	<0.000318	<0.000214	<0.000183	0.00160	<0.000285	<0.000396	<0.000174	<0.000199	<0.000481	0.0130	<0.00200	0.00800	<0.000228	<0.000623	0.0388	0.0128
	6/10/2021	0.00162	0.00304	0.00713	0.00221	0.0146	0.0168	<0.00270	<0.000286	<0.000199	<0.000195	<0.000500	0.00195	0.0126	<0.000214	<0.000183	0.000716 J	<0.000285	<0.000396	<0.000174	<0.000199	0.00516	0.00483	<0.00200	0.0109	<0.000228	<0.000623	0.0658	0.0195
	6/16/2021	0.00163	0.00240	0.00673	0.00204	0.0138	0.0158	<0.00270	<0.000286	0.00127	<0.000195	<0.000500	<0.000259	<0.000318	<0.000214	<0.000183	0.000757 J	<0.000285	<0.000396	<0.000174	<0.000199	<0.000481	0.00461	<0.00200	0.0115	<0.000228	<0.000623	0.0728	0.0210
	6/22/2021	0.00184	0.00219	0.00736	0.00186	0.0156	0.0175	<0.00270	<0.000286	<0.000199	<0.000195	<0.000500	<0.000259	<0.000318	<0.000214	<0.000183	0.000682 J	<0.000285	<0.000396	<0.000174	<0.000199	<0.000481	0.00499	<0.00200	0.0111	<0.000228	<0.000623	0.0714	0.0208
Levey Well	6/30/2021	0.00163	0.00169	0.00698	0.00145	0.0143	0.0158	<0.00270	<0.000286	<0.000199	<0.000195	<0.000500	<0.000259	<0.000318	<0.000214	<0.000183	0.000843 J	<0.000285	<0.000396	<0.000174	<0.000199	<0.000481	0.00484	<0.00200	0.0128	<0.000228	<0.000623	0.0855	0.0247
	7/1/2021	Levey Well Now Running Full Time																											
	7/7/2021	0.00456	0.0252	0.0175	0.00765	0.0555	0.0632	0.00587 J	<0.000286	<0.000199	<0.000195	<0.000500	<0.000259	<0.000318	<0.000214	<0.000183	0.00117	<0.000285	<0.000396	<0.000174	<0.000199	<0.000481	0.00928	<0.00200	0.0119	<0.000228	<0.000623	0.0785	0.0224
	7/14/2021	0.00568	0.0325	0.0228	0.00991	0.0739	0.0838	<0.00270	<0.000286	<0.000199	<0.000195	<0.000500	<0.000259	<0.000318	<0.000214	<0.000183	0.00162	<0.000285	<0.000396	<0.000174	<0.000199	<0.000481	0.0124	<0.00200	0.0146	<0.000228	<0.000623	0.0959	0.0287
	7/20/2021	0.00574	0.0332	0.0232	0.0106	0.0758	0.0864	<0.00270	<0.000286	0.00265	<0.000195	<0.000500	<0.000259	<0.000318	<0.000214	<0.000183	0.00163	<0.000285	<0.000396	<0.000174	<0.000199	<0.000481	0.0126	<0.00200	0.0142	<0.000228	<0.000623	0.0914	0.0276
	7/27/2021	0.00493	0.0286	0.0190	0.00927	0.0640	0.0733	<0.00270	<0.000286	<0.000199	<0.000195	<0.000500	<0.000259	<0.000318	<0.000214	<0.000183	0.00116	<0.000285	<0.000396	<0.000174	<0.000199	<0.000481	0.00965	<0.00200	0.0104	<0.000228	<0.000623	0.0748	0.0215
	8/5/2021	0.00510	0.0319	0.0203	0.00967	0.0690	0.0787	<0.00270	0.00170	0.00236	<0.000195	<0.000500	<0.000259	<0.000318	<0.000214	<0.000183	0.00141	<0.000285	<0.000396	<0.000174	<0.000199	<0.000481	0.0110	<0.00200	0.0122	<0.000228	<0.000623	0.0781	0.0236
	8/11/2021	0.00594	0.0400	0.0245	0.0121	0.0864	0.0985	<0.00270	<0.000286	<0.000199	<0.000195	<0.000500	<0.000259	<0.000318	<0.000214	<0.000183	0.00168	<0.000285	<0.000396	<0.000174	<0.000199	<0.000481	0.0131	<0.00200	0.0143	<0.000228	<0.000623	0.0950	0.0279
	8/19/2021	0.00307	0.0240	0.0119	0.00625	0.0420	0.0483	0.00782 J	<0.000286	<0.000199	<0.000195	<0.000500	<0.000259	<0.000318	<0.000214	<0.000183	0.000882 J	<0.000285	<0.000396	<0.000174	<0.000199	<0.000481	0.00636	<0.00200	0.00534	<0.000228	<0.000623	0.0323	0.00981
	8/25/2021	0.00419	0.0283	0.0159	0.00846	0.0573	0.0658	<0.00270	<0.000286	<0.000199	<0.000195	<0.000500	<0.000259	<0.000318	<0.000214	<0.000183	0.00109	<0.000285	<0.000396	<0.000174	<0.000199	<0.000481	0.00819	<0.00200	0.00739	<0.000228	<0.000623	0.0507	0.0138
	9/2/2021	0.00156	0.00614	0.00606	0.00182	0.0157	0.0175	<0.00270	0.000735 J	<0.000199	<0.000195	<0.000500	<0.000259	<0.000318	<0.000214	<0.000183	0.000768 J	<0.000285	<0.000396	<0.000174	<0.000199	<0.000481	0.00465	<0.00200	0.00707	<0.000228	<0.000623	0.0533	0.0169
	9/8/2021	0.00433	0.0302	0.0161	0.00848	0.0610	0.0695	<0.00270	<0.000286	<0.000199	<0.000195	<0.000500	<0.000259	<0.000318	<0.000214	<0.000183	0.000975 J	<0.000285	<0.000396	<0.000174	<0.000199	<0.000481	0.00786	<0.00200	0.00775	<0.000228	<0.000623	0.0570	<0.000279
	9/14/2021	0.00510	0.0368	0.0206	0.0114	0.0752	0.0866	<0.00270	0.00129	<0.000199	<0.000195	<0.000500	<0.000259	<0.000318	<0.000214	<0.000183	0.00125	<0.000285	<0.000396	<0.000174	<0.000199	<0.000481	0.0104	<0.00200	0.00955	<0.000228	<0.000623	0.0657	0.0181
	9/21/2021	0.00431	0.0298	0.0171	0.00920	0.0633	0.0725	<0.00270	<0.000286	<0.000199	<0.000195	<0.000500	<0.000259	<0.000318	<0.000214	<0.000183	0.00110	<0.000285	<0.000396	<0.000174	<0.000199	<0.000481	0.00882	<0.00200	0.00838	<0.000228	<0.000623	0.0649	0.0179
	9/29/2021	0.00314	0.0236	0.0123	0.00686	0.0476	0.0545	0.00784 J	<0.000286	0.00127	<0.000195	<0.000500	<0.000259	<0.000318	<0.000214	<0.000183	0.000797 J	<0.000285	<0.000396	<0.000174	<0.000199	<0.000481	0.00606	<0.00200	0.00486	<0.000228	<0.000623	0.0351	0.0103
	10/7/2021	0.00353	0.0263	0.0139	0.00762	0.0517	0.0593	0.00592 J	<0.000286	0.00142	<0.000195	<0.000500	<0.000259	<0.000318	<0.000214	<0.000183	0.000854 J	<0.000285	<0.000396	<0.000174	<0.000199	<0.000481	0.00674	<0.00200	0.00605	<0.000228	<0.000623	0.0454	0.0128
	10/13/2021	0.00286	0.0213	0.0111	0.00978	0.0695	0.0793	<0.00270	<0.000286	<0.000199	<0.000195	<0.000500	<0.000259	<0.000318	<0.000214	<0.000183	0.00114	<0.000285	<0.000396	<0.000174	<0.000199	<0.000481	0.00566	<0.00200	0.00814	<0.000228	<0.000623	0.0388	0.0110
	10/21/2021	0.00280	0.0214	0.0114	0.00624	0.0419	0.0481	<0.00270	<0.000286	<0.000199	<0.000195	<0.000500	<0.000259	<0.000318	<0.000214	<0.000183	0.000746 J	<0.000285	<0.000396	<0.000174	<0.000199	<0.000481	0.00564	<0.00200	0.00476	<0.000228	<0.000623	0.0359	0.0104
	10/27/2021	0.00220	0.0138	0.00867	0.00414	0.0306	0.0347	<0.00270	<0.000286	<0.000199	<0.000195	<0.000500	<0.000259	<0.000318	<0.000214	<0.000183	0.000615 J	<0.000285	<0.000396	<0.000174	<0.000199	<0.000481	0.00462	<0.00200	0.00485	<0.000228	<0.000623	0.0430	0.0120
	11/5/2021	0.00286	0.0223	0.0115	0.00643	0.0428	0.0492	0.00462 J	<0.000286	<0.000199	<0.000195	<0.00100	<0.000259	<0.000318	<0.000214	<0.000183	0.000688 J	<0.000285	<0.000396	<0.000174	<0.00100	<0.000481	0.00552	<0.00200	0.00371	<0.000228	<0.000623	0.0288	0.00852
	11/11/2021	0.00218	0.0150	0.00928	0.00454	0.0330	0.0375	<0.00270	0.000916 J	0.00128	<0.000195	<0.000500	<0.000259	<0.000318	<0.000214	<0.000183	0.00141	<0.000285	<0.000396	<0.000174	<0.000199	<0.000481	0.00534	<0.00200	0.00436	<0.000228	<0.000623	0.0423	0.0118
	11/18/2021	0.00401	0.0334	0.0162	0.00932	0.0626	0.0719	<0.00270	<0.000286	0.00181	<0.000195	<0.000500	<0.000259	<0.000318	<0.000214	<0.000183	0.00112	<0.000285	<0.000396	<0.000174	<0.000199	<0.000481	0.00800	<0.00200	0.00543	<0.000228	<0.000623	0.0398	0.0119
	11/24/2021	0.00331	0.0267	0.0130	0.00783	0.0522	0.0600	0.00520 J	<0.00100	<0.00100	<0.00100	<0.000500	<0.00100	<0.0100	<0.00100	<0.00100	0.000773 J	<0.00100	<0.00500	<0.00100	<0.000199	<0.00500	0.00616	<0.0100	0.00348	<0.00100	<0.00100	0.0230	0.00670
	12/1/2021	0.00256	0.0200	0.0101	0.00564	0.0387	0.0443	0.00324 J	<0.000286	<0.000199	<0.000195	<0.000500	<0.000259	<0.000318	<0.000214	<0.000183	0.000637 J	<0.000285	<0.000396	<0.000174	<0.000199	<0.000481	0.00498	<0.00200	0.00280	<0.000228	<0.000623	0.0208	0.00622
	12/8/2021	0.00402	0.0320	0.0164	0.00969	0.0631	0.0728	<0.00270	<0.000286	<0.000199	<0.000195	<0.000500	<0.000259	<0.000318	<0.000214	<0.000183	0.00106	<0.000285	<0.000396	<0.000174	<0.000199	<0.000481	0.00794	<0.00200	0.00465	<0.000228	<0.000623	0.0341	0.00992
	12/16/2021	0.00323	0.0261	0.0140	0.00818	0.0535	0.0617	<0.00270	<0.000286	<0.000199	<0.000195	<0.000500	<0.000259	<0.000318	<0.000214	<0.000183	0.000915 J	<0.000285	<0.000396	<0.000174	<0.000199	<0.000481	0.00678	<0.00200	0.00392	<0.000228	<0.000623	0.0309	0.00899
	12/22/2021	0.00289	0.0219	0.0105	0.00587	0.0408	0.0467	0.00428 J	<0.000286	<0.000199	<0.000195	<0.000500	<0.000259	<0.000318	<0.000214	<0.000183	0.000683 J	<0.000285	<0.000396	<0.000174	<0.000199	<0.000481	0.00508	<0.00200	0.00279	<0.000228	<0.000623	0.0183	0.00553
	12/29/2021	0.00611	0.0474	0.0230	0.0143	0.0886	0.103	<0.00270	0.00130	0.00199	<0.000195	<0.000500	<0.000259	<0.000318	<0.000214	<0.000183	0.00128	<0.000285	<0.000396	<0.000174	<0.000199	<0.000481	0.0110	<0.00200	0.00544	<0.000228	<0.000623	0.0291	0.00913

ENSOLUM

TABLE 1
GROUNDWATER SAMPLING (VOCs) ANALYTICAL DATA SUMMARY
Levey Well
Oxy Permian Ltd.
Hobbs, New Mexico
Ensolum Project No. 03B1417001 / 03B1417002

Sample Designation	Date	VOCs (mg/l)																											
		Benzene	Toluene	Ethylbenzene	o-Xylene	m,p-Xylenes	Total Xylenes	Methyl ethyl ketone (2-Butanone)	n-Butylbenzene	Sec-Butylbenzene	tert-Butylbenzene	Tetrachloroeth(y)ene	Chloroform	Chloromethane	2-Chlorotoluene	4-Chlorotoluene	p-Cymene (p-Isopropyltoluene)	1,2-Dichloroethane	1,2-Dichloropropane	cis-1,2-Dichloroeth(y)ene	1,4-Dichlorobenzene	1,1-Dichloropropene	Isopropylbenzene	Naphthalene	n-Propylbenzene	1,1,2-Trichloroethane	Styrene	1,2,4-Trimethylbenzene	1,3,5-Trimethylbenzene
20 NMAC 6.2 Water Quality - Ground and Surface Water Protection Human Health Standards		0.005	1	0.7	NE	NE	0.62	NE	NE	NE	NE	0.005	0.1	NE	NE	NE	NE	0.005	0.005	NE	0.075	NE	NE	0.03	NE	0.01	0.1	NE	NE
Levey Well	1/6/2022	0.000940 J	0.00568	0.00394	0.00181	0.0134	0.0152	<0.00270	<0.000286	0.000577 J	<0.000195	0.000654 J	<0.000259	<0.000318	<0.000214	<0.000183	0.000397 J	<0.000285	<0.000396	<0.000174	<0.000199	<0.000481	0.00213	<0.00200	0.00127	<0.000228	<0.000623	0.0168	0.00498
	1/12/2022	0.00260	0.0190	0.01020	0.00573	0.0381	0.0438	<0.00270	<0.000286	<0.000199	<0.000195	<0.000500	<0.000259	<0.000318	<0.000214	<0.000183	0.000621 J	<0.000285	<0.000396	<0.000174	<0.000199	<0.000481	0.00707	<0.00200	0.00273	<0.000228	<0.000623	0.0197	<0.000279
	1/19/2022	0.00684	0.0520	0.0252	0.0158	0.0980	0.114	0.00679 J	<0.000286	<0.000199	<0.000195	<0.000500	<0.000259	<0.000318	<0.000214	<0.000183	0.00123	<0.000285	<0.000396	<0.000174	<0.000199	<0.000481	0.0118	<0.00200	0.00592	<0.000228	<0.000623	0.0296	0.00947
	1/26/2022	0.00264	0.0206	0.0103	0.00604	0.0392	0.0452	<0.00270	<0.000286	<0.000199	<0.000195	<0.000500	<0.000259	<0.000318	<0.000214	<0.000183	0.000568 J	<0.000285	<0.000396	<0.000174	<0.000199	<0.000481	0.00507	<0.00200	0.00258	<0.000228	<0.000623	0.0139	0.00433
	2/2/2022	Unable to Sample due to Incliment Weather. Booster Pump for Levey Well Damaged by Freeze.																											
	2/8/2022	0.00288	0.0228	0.0122	0.00697	0.0458	0.0528	0.0112 J	<0.000286	0.00125	<0.000195	0.00194	<0.000259	<0.000318	<0.000214	<0.000183	0.000813 J	<0.000285	<0.000396	<0.000174	0.000211 J	<0.000481	0.00591	<0.00200	0.00329	<0.000228	<0.000623	0.0228	0.00693
	2/16/2022	0.000814 J	0.00676	0.00397	0.00212	0.0142	0.0163	<0.00270	<0.000286	<0.000199	<0.000195	0.00175	<0.000259	<0.000318	<0.000214	<0.000183	0.000336 J	<0.000285	0.000534 J	<0.000174	<0.000199	<0.000481	0.00202	<0.00200	0.00130	<0.000228	<0.000623	0.00924	0.00283
	2/25/2022	0.00370	0.0196	0.0133	0.00750	0.0489	0.0564	0.00976 J	<0.000286	<0.000199	<0.000195	<0.000500	<0.000259	<0.000318	<0.000214	<0.000183	0.000696 J	<0.000285	<0.000396	<0.000174	<0.000199	<0.000481	0.00626	<0.00200	0.00308	<0.000228	<0.000623	0.0131	0.00450
	3/3/2022	0.00462	0.0327	0.0162	0.00973	0.0634	0.0731	0.0180 J	<0.000286	<0.000199	<0.000195	<0.000500	<0.000259	<0.000318	<0.000214	<0.000183	0.000710 J	<0.000285	<0.000396	<0.000174	<0.000199	<0.000481	0.00731	<0.00200	0.00342	<0.000228	<0.000623	0.0140	0.00470
	3/9/2022	0.00552	0.0388	0.0204	0.0124	0.0768	0.0892	<0.00270	0.00169	0.00180	<0.000195	<0.000500	<0.000259	<0.000318	<0.000214	<0.000183	0.00109	<0.000285	<0.000396	<0.000174	<0.000199	<0.000481	0.00966	<0.00200	0.00484	<0.000228	<0.000623	0.0226	0.00720
	3/14/2022	Booster Pump for Levey Well Repaired and Back on Running Full Time.																											
	3/16/2022	0.00283	0.0227	0.0106	0.00619	0.0409	0.0471	<0.00270	<0.000286	0.000916 J	<0.000195	0.00174	<0.000259	<0.000318	<0.000214	<0.000183	0.000550 J	<0.000285	<0.000396	<0.000174	<0.000199	<0.000481	0.00477	<0.00200	0.00238	<0.000228	<0.000623	0.0114	0.00388
	3/24/2022	0.00236	0.0178	0.00867	0.00491	0.0341	0.0390	<0.00270	0.000553 J	<0.000199	<0.000195	<0.000500	<0.000259	<0.000318	<0.000214	<0.000183	0.000509 J	<0.000285	<0.000396	<0.000174	<0.000199	<0.000481	0.00409	<0.00200	0.00208	<0.000228	<0.000623	0.0101	0.00323
	3/31/2022	0.00254	0.0197	0.00985	0.00574	0.0371	0.0428	0.00431 J	<0.000286	0.000932 J	<0.000195	<0.000500	<0.000259	<0.000318	<0.000214	<0.000183	0.000605 J	<0.000285	<0.000396	<0.000174	<0.000199	<0.000481	0.00482	<0.00200	0.00233	<0.000228	<0.000623	0.0121	0.00390
	4/6/2022	0.00282	0.0215	0.0106	0.00647	0.0405	0.0470	0.00381 J	<0.000286	<0.000199	<0.000195	<0.000500	<0.000259	<0.000318	<0.000214	<0.000183	0.000581 J	<0.000285	<0.000396	<0.000174	<0.000199	<0.000481	0.00491	<0.00200	0.00250	<0.000228	<00000623	0.0125	0.00386
	4/13/2022	0.00148	0.0113	0.00559	0.00334	0.0211	0.0244	<0.00270	<0.000286	<0.000199	<0.000195	0.000531 J	<0.000259	<0.000318	<0.000214	<0.000183	0.000351 J	<0.000285	<0.000396	<0.000174	<0.000199	<0.000481	0.00269	<0.00200	0.00153	<0.000228	<00000623	0.00856	0.00264
	4/20/2022	0.000594 J	0.00776	0.00375	0.00212	0.0158	0.0179	<0.00270	<0.000286	0.000408 J	<0.000195	<0.000500	<0.000259	<0.000318	<0.000214	<0.000183	0.000239 J	<0.000285	<0.000396	<0.000174	<0.000199	<0.000481	0.00196	<0.00200	0.000651 J	<0.000228	<0.000623	0.00643	0.00156
	4/28/2022	0.00151	0.0112	0.00540	0.00323	0.0207	0.0239	<0.00270	<0.000286	0.000523 J	<0.000195	<0.000500	<0.000259	<0.000318	<0.000214	<0.000183	<0.000233	<0.000285	<0.000396	<0.000174	<0.000199	<0.000481	0.00238	<0.00200	0.00133	<0.000228	<0.000623	0.00733	0.00242
	5/5/2022	0.00294	0.0275	0.0130	0.00761	0.0515	0.0591	<0.00270	<0.000286	0.00117	<0.000195	<0.000500	<0.000259	<0.000318	<0.000214	<0.000183	0.000709 J	<0.000285	<0.000396	<0.000174	<0.000199	<0.000481	0.00600	<0.00200	0.00265	<0.000228	<0.000623	0.0145	0.00440
	5/10/2022	0.00343	0.0282	0.0132	0.00821	0.0517	0.0599	<0.00270	<0.000286	0.00119	<0.000195	<0.000500	<0.000259	<0.000318	<0.000214	<0.000183	0.000652 J	<0.000285	<0.000396	<0.000174	<0.000199	<0.000481	0.00630	<0.00200	0.00301	<0.000228	<0.000623	0.0148	0.00463
	5/19/2022	0.00285	0.0228	0.0107	0.00633	0.0424	0.0487	<0.00270	<0.000286	<0.000199	<0.000195	<0.000500	<0.000259	<0.000318	<0.000214	<0.000183	0.000527 J	<0.000285	<0.000396	<0.000174	<0.000199	<0.000481	0.00521	<0.00200	0.00232	<0.000228	<0.000623	0.0102	0.00345
	5/26/2022	0.00431	0.0360	0.0171	0.0109	0.0679	0.0788	<0.00270	<0.000286	0.00153	<0.000195	<0.000500	<0.000259	<0.000318	<0.000214	<0.000183	0.000918 J	<0.000285	<0.000396	<0.000174	<0.000199	<0.000481	0.00840	<0.00200	0.00391	<0.000228	<0.000623	0.0182	0.00580
	6/1/2022	0.00296	0.0233	0.0107	0.00653	0.0423	0.0488	<0.00270	<0.000286	<0.000199	<0.000195	<0.000500	<0.000259	<0.000318	<0.000214	<0.000183	0.000538 J	<0.000285	<0.000396	<0.000174	<0.000199	<0.000481	0.00499	<0.00200	0.00212	<0.000228	<0.000623	0.00987	0.00337
	6/9/2022	0.00228	0.0182	0.00874	0.00514	0.0352	0.0403	<0.00270	0.000536 J	0.000776 J	<0.000195	<0.000500	<0.000259	<0.000318	<0.000214	<0.000183	0.000539 J	<0.000285	<0.000396	<0.000174	<0.000199	<0.000481	0.00436	<0.00200	0.00197	<0.000228	<0.000623	0.00847	0.00271
	6/17/2022	0.00368	0.0282	0.0141	0.00881	0.0544	0.0632	<0.00270	<0.000286	<0.000199	<0.000195	<0.000500	<0.000259	<0.000318	<0.000214	<0.000183	0.000744 J	<0.000285	<0.000396	<0.000174	<0.000199	<0.000481	0.00678	<0.00200	0.00340	<0.000228	<0.000623	0.0152	0.00482
	6/23/2022	0.00344	0.0304	0.0149	0.00959	0.0599	0.0695	<0.00270	<0.000286	<0.000199	<0.000195	<0.000500	<0.000259	<0.000318	<0.000214	<0.000183	0.000733 J	<0.000285	<0.000396	<0.000174	<0.000199	<0.000481	0.00715	<0.00200	0.00313	<0.000228	<0.000623	0.0161	0.00509
	6/29/2022	0.00340	0.0286	0.0137	0.00879	0.0558	0.0646	<0.00270	<0.000286	<0.000199	0.00122	<0.000500	<0.000259	<0.000318	<0.000214	<0.000183	0.000651 J	<0.000285	<0.000396	<0.000174	<0.000199	<0.000481	0.00632	<0.00200	0.00274	<0.000228	<0.000623	0.0140	0.00428
	7/7/2022	0.00219	0.0165	0.00779	0.00481	0.0314	0.0362	0.00545 J	<0.000286	<0.000199	<0.000195	<0.000500	<0.000259	<0.000318	<0.000214	<0.000183	0.000399 J	<0.000285	<0.000396	<0.000174	<0.000199	<0.000481	0.00372	<0.00200	0.00172	<0.000228	<0.000623	0.00732	0.00234
	7/13/2022	0.00201	0.0151	0.00698	0.00430	0.0283	0.0326	0.00523 J	0.000406 J	<0.000199	<0.000195	<0.000424	<0.000259	<0.000318	<0.000214	<0.000183	0.000384 J	<0.000285	<0.000396	<0.000174	<0.000199	<0.000481	0.00327	<0.00200	0.00167	<0.000228	<0.000623	0.00669	0.00223
	7/20/2022	0.00431	0.0348	0.0166	0.0107	0.0692	0.0799	<0.00270	0.000557 J	<0.000199	<0.000195	<0.000424	<0.000259	<0.000318	<0.000214	<0.000183	0.000703 J	<0.000285	<0.000396	<0.000174	<0.000199	<0.000481	0.00764	<0.00200	0.00360	<0.000228	<0.000623	0.0179	0.00557
	7/27/2022	0.00437	0.0327	0.0157	0.00998	0.0617	0.0717	<0.00828	<0.000644	<0.000468	<0.000442	<0.000801	<0.000643	<0.00204	<0.00118	<0.000472	<0.000919	<0.000590	<0.000667	<0.000714	<0.000513	<0.00160	0.00744	<0.00135	0.00345	<0.000511	<0.000655	0.0158	0.00490
	8/4/2022	0.00264	0.0192	0.00908	0.00555	0.0354	0.0410	<0.00828	<0.000644	<0.000468	<0.000442	<0.000801	<0.000643	<0.00204	<0.00118	<0.000472	<0.000919	<0.000590	<0.000667	<0.000714	<0.000513	<0.00160	0.00422	<0.00135	0.00207	<0.000511	<0.000655	0.00853	0.00272
	8/10/2022	0.00308	0.0225	0.0105	0.00645	0.0410	0.0475	<0.00828	<0.000644	<0.000468	<0.000442	<0.000801	<0.000643	<0.00204	<0.00118	<0.000472	<0.000919	<0.000590	<0.000667	<0.000714	<0.000513	<0.00160	0.00484	<0.00135	0.00245	<0.000511	<0.000655	0.00976	0.00298
	8/18/2022	0.00304	0.0261	0.0124	0.00795	0.0495	0.0575	<0.00828	<0.000644	0.00104	<0.000442	<0.000801	<0.000643	<0.00204	<0.00118	<0.000472	<0.000919	<0.000590	<0.000667	<0.000714	<0.000513	<0.00160	0.00589	<0.00135	0.00280	<0.000511	<0.000655	0.0131	0.00410
	8/24/2022	0.00372	0.0296	0.0139	0.00885	0.0564	0.0653	<0.0500	<0.00100	<0.00100	<0.00100	<0.00100	<0.00100	<0.0100	<0.00200	<0.00100	<0.00100	<0.00100	<0.00500	<0.00100	<0.00100	<0.00500	0.00657	<0.0100	0.00295	<0.00100	<0.00100	0.0131	0.00431
	8/31/2022	0.00443	0.0320	0.0155	0.00977	0.0632	0.0730	<0.00828	<0.000644	0.00179	<0.000442	<0.000801	<0.000643	<0.00204	<0.00118	<0.000472	0.00134	<0.000590	<0.000667	<0.000714	<0.000513	<0.00160	0.00752	<0.00135	0.00375	<0.000511	<0.000655	0.0149	0.00504
	9/15/2022	0.00267	0.0204	0.00952	0.00594	0.0378	0.0437	<0.00828	<0.000644	0.000792 J	<0.000442	<0.000801	<0.000643	<0.00204	<0.00118	<0.000472	<0.000919	<0.000590	<0.000667	<0.000714	<0.000513	<0.00160	0.00459	<0.00135	0.00203	<0.000511	<0.000655	0.00863	0.00281
	9/22/2022	0.00245	0.0186	0.00866	0.00543	0.0354	0.0408	<0.00828	<0.000644	0.000740 J	<0.000442	<0.000801	<0.000643	<0.00204	<0.00118	<0.000472	<0.000919	<0.000590	<0.000667	<0.000714	<0.000513	<0.00160	0.00424	<0.00135	0.00193	<0.000511	<0.000512	0.00734	0.00250
	9/28/2022	0.00237	0.0189	0.00848	0.00532	0.0341	0.0394	<0.00828	<0.000644	0.000715 J	<0.000442	<0.000801	<0.000643	<0.00204	<0.00118	<0.000472	<0.000919	<0.000590	<0.000667	<0.000714	<0.000513	<0.00160	0.00413	<0.00136	0.00179	<0.000511	<0.000512	0.00707	0.00226
	10/4/2022	0.00269	0.0221	0.0104	0.00620	0.0427	0.0489	<0.00828	<0.000644	0.000944 J	<0.000442	<0.000801	<0.000643	<0.00204	<0.00118	<0.000472	<0.000919	<0.000590	<0.000667	<0.000714	<0.000513	<0.00160	0.00492	<0.00135	0.00239	<0.000511	<0.000655	0.00963	0.00304
	10/14/2022	0.00314	0.0232	0.0105	0.00624	0.0429	0.0491	<0.00828	<0.000644	0.000856 J	<0.000442	<0.000801	<0.000643	<0.00204	<0.00118	<0.000472	<0.000919	<0.000590	<0.000667	<0.000714	<0.000513	<0.00160	0.00494	<0.00135	0.00233	<0.000511	<0.000655	0.00932	0.00306
	10/19/2022	0.00241	0.0175	0.00791	0.00477	0.0332	0.0380	<0.00828	<0.000644	<0.000468	<0.000442	<0.000801	<0.000643	<0.00204	<0.00118	<0.000472	<0.000919	<0.000590	<0.000667	<0.000714	<0.000513	<0.00160	0.00396	<0.00135	0.00177	<0.000511	<0.000655	0.00751	0.00245
	10/27/2022	0.00341	0.0282	0.0136	0.00861	0.0556	0.0642	<0.00828	<0.000644	0.00185	<0.000442	<0.000801	<0.000643	<0.00204	<0.00118	<0.000472	0.00150	<0.000590	<0.000667	<0.000714	<0.000513	<0.00160	0.00646	<0.00135	0.00336	<0.000511	<0.000655	0.0143	0.00503
	11/2/2022	0.00267	0.0199	0.00893	0.00571	0.0364	0.0421	<0.00828	<0.000644	<0.000468	<0.000442	<0.000801	<0.000643	<0.00204	<0.00118	<0.000472	<0.000919	<0.000590	<0.000667	<0.000714	<0.000513	<0.00160	0.00447	<0.00135	0.00204	<0.000511	<0.000655	0.00812	0.00266
	11/9/2022	0.00258	0.0191	0.00876	0.00552	0.0351	0.0406	<0.00828	<0.000644	0.000814 J	<0.000442	<0.000801	<0.000643	<0.00204	<0.00118	<0.000472	<0.000919	<0.000590	<0.000667	<0.000714	<0.000513	<0.00160	0.00417	<0.00135	0.00193	<0.000511	<0.000655	0.00784	0.00264
	11/16/2022	0.00271	0.0204	0.00980	0.00594	0.0391	0.0450	<0.00828	<0.000644	<0.000468	<0.000442	<0.000801	<0.000643	<0.00204	<0.00118	<0.000472	<0.000919	<0.000590	<0.000667	<0.000714	<0.000513	<0.00160	0.00470	<0.00135	0.00223	<0.000511	<0.000655	0.00910	0.00291
	11/30/2022	0.00246	0.0178	0.00900	0.00573	0.0354	0.0411	<0.00828	<0.000644	0.000875 J	<0.000442	<0.000801	<0.000643	<0.00204	<0.00118	<0.000472	<0.000919	<0.000590	<0.000667	<0.000714	<0.000513	<0.00160	0.00436	<0.00135	0.00204	<0.000511	<0.000655	0.00919	0.00268
	12/9/2022	0.00200	0.0162	0.00774	0.00489	0.0311	0.0360	<0.00828	<0.000644	<0.000468	<0.000442	<0.000801	<0.000643	<0.00204	<0.00118	<0.000472	<0.000919	<0.000590	<0.000667	<0.000714	<0.000513	<0.00160	0.00375	<0.00135	0.00165	<0.000511	<0.000655	0.00714	0.00229
	12/15/2022	0.00192	0.0143	0.00680	0.00446	0.0279	0.0324	<0.00828	<0.000644	0.000643 J	<0.000442	<0.000801	<0.000643	<0.00204	<0.00118	<0.000472	<0.000919	<0.000590	<0.000667	<0.000714	<0.000513	<0.00160	0.00329	<0.00135	0.00151	<0.000511	<0.000655	0.00637	0.00213
	12/21/2022	0.00236	0.0176	0.00811	0.00507	0.0332	0.0383	<0.00828	<0.000644	<0.000468	<0.000442	<0.000801	<0.000643	<0.00204	<0.00118	<0.000472	<0.000919	<0.000590	<0.000667	<0.000714	<0.000513	<0.00160	0.00425	<0.00135	0.00204	<0.000511	<0.000655	0.00891	0.00275
	12/29/2022	0.00325	0.0244	0.0122	0.00793	0.0485	0.0564	<0.00828	<0.000644	0.00119	<0.000442	<0.000801	<0.000643	<0.00204	<0.00118	<0.000472	<0.000919	<0.000590	<0.000667	<0.000714	<0.000513	<0.00160	0.00601	<0.00135	0.00294	<0.000511	<0.000655	0.0127	0.00393
	1/4/2023	Electrical Failure, Unable to Sample.																											
	1/13/2023	0.00344	0.0290	0.0135	0.00827	0.0558	0.0641	<0.00828	<0.000644	<0.000468	<0.000442	<0.000801	<0.000643	<0.00204	<0.00118	<0.000472	<0.000919	<0.000590	<0.000667	<0.000714	<0.000513	<0.00160	0.00668	<0.00135	0.00303	<0.000511	<0.000655	0.0120	0.00408
	1/19/2023	0.00418	0.0357	0.0146	0.00899	0.0602	0.0692	<0.00828	<0.000644	0.00135	<0.000442	<0.000801	<0.000643	<0.00204	<0.00118	<0.000472	<0.000919	<0.000590	<0.000667	<0.000714	<0.000513	<0.00160	0.00684	<0.00135	0.00313	<0.000511	<0.000655	0.0114	0.00396
	1/25/2023	0.00589	0.0498	0.0228	0.0139	0.0938	0.1080	<0.00828	0.00112	<0.000468	<0.000442	<0.000801	<0.000643	<0.00204	<0.00118	<0.000472	0.00108	<0.000590	<0.000667	<0.000714	<0.000513	<0.00160	0.0112	<0.00135	0.00495	<0.000511	<0.000655	0.0198	0.00669
	2/2/2023	0.00421	0.0338	0.0146	0.00885	0.0601	0.0690	<0.00828	0.000778 J	0.00121	<0.000442	<0.000801	<0.000643	<0.00204	<0.00118	<0.000472	<0.000919	<0.000590	<0.000667	<0.000714	<0.000513	<0.00160	0.00695	<0.00135	0.0032	<0.000511	<0.000655	0.0112	0.00392

ENSOLUM

TABLE 1
GROUNDWATER SAMPLING (VOCs) ANALYTICAL DATA SUMMARY
Levey Well
Oxy Permian Ltd.
Hobbs, New Mexico
Ensolum Project No. 03B1417001 / 03B1417002

Sample Designation	Date	VOCs (mg/l)																											
		Benzene	Toluene	Ethylbenzene	o-Xylene	m,p-Xylenes	Total Xylenes	Methyl ethyl ketone (2-Butanone)	n-Butylbenzene	Sec-Butylbenzene	tert-Butylbenzene	Tetrachloroeth(y)ene	Chloroform	Chloromethane	2-Chlorotoluene	4-Chlorotoluene	p-Cymene (p-Isopropyltoluene)	1,2-Dichloroethane	1,2-Dichloropropane	cis-1,2-Dichloroeth(y)ene	1,4-Dichlorobenzene	1,1-Dichloropropene	Isopropylbenzene	Naphthalene	n-Propylbenzene	1,1,2-Trichloroethane	Styrene	1,2,4-Trimethylbenzene	1,3,5-Trimethylbenzene
20 NMAC 6.2 Water Quality - Ground and Surface Water Protection Human Health Standards		0.005	1	0.7	NE	NE	0.62	NE	NE	NE	NE	0.005	0.1	NE	NE	NE	NE	0.005	0.005	NE	0.075	NE	NE	0.03	NE	0.01	0.1	NE	NE
Levey Well	2/8/2023	0.00381	0.0269	0.0115	0.00734	0.0496	0.0569	<0.00828	<0.000644	0.00101	<0.000442	<0.000801	<0.000643	<0.00204	<0.00118	<0.000472	<0.000919	<0.000590	<0.000667	<0.000714	<0.000513	<0.00160	0.00583	<0.00135	0.00265	<0.000511	<0.000655	0.0106	0.00335
	2/17/2023	0.00254	0.0204	0.00982	0.00629	0.0396	0.0459	<0.00828	<0.000644	<0.000468	<0.000442	<0.000801	<0.000643	<0.00204	<0.00118	<0.000472	<0.000919	<0.000590	<0.000667	<0.000714	<0.000513	<0.00160	0.00499	<0.00135	0.00238	<0.000511	<0.000655	0.0102	0.00316
	2/22/2023	0.00363	0.0281	0.0133	0.00889	0.0540	0.0629	<0.00828	<0.000644	<0.000468	<0.000442	<0.000801	<0.000643	<0.00204	<0.00118	<0.000472	<0.000919	<0.000590	<0.000667	<0.000714	<0.000513	<0.00160	0.00623	<0.00135	0.00302	<0.000511	<0.000655	0.0140	0.00426
	3/3/2023	0.00421	0.0316	0.0145	0.00911	0.0581	0.0672	<0.00828	<0.000644	0.00117	<0.000442	<0.000801	<0.000643	<0.00204	<0.00118	<0.000472	<0.000919	<0.000590	<0.000667	<0.000714	<0.000513	<0.00160	0.00698	<0.00135	0.00300	<0.000511	<0.000655	0.0124	0.00408
	3/8/2023	0.00410	0.0288	0.0132	0.00896	0.0539	0.0629	<0.00828	<0.000644	<0.000468	<0.000442	<0.000801	<0.000643	<0.00204	<0.00118	<0.000472	<0.000919	<0.000590	<0.000667	<0.000714	<0.000513	<0.00160	0.00618	<0.00135	0.00276	<0.000511	<0.000655	0.0138	0.00409
	3/15/2023	0.00318	0.0245	0.0113	0.00747	0.0450	0.0525	<0.00828	<0.000644	0.000987 J	<0.000442	<0.000801	<0.000643	<0.00204	<0.00118	<0.000472	<0.000919	<0.000590	<0.000667	<0.000714	<0.000513	<0.00160	0.00543	<0.00135	0.00250	<0.000511	<0.000655	0.0112	0.00329
	3/23/2023	0.00278	0.0219	0.0103	0.00617	0.0393	0.0455	<0.00828	<0.000644	0.000873 J	<0.000442	<0.000801	<0.000643	<0.00204	<0.00118	<0.000472	<0.000919	<0.000590	<0.000667	<0.000714	<0.000513	<0.00160	0.00513	<0.00135	0.00224	<0.000511	<0.000655	0.00930	0.00289
	3/29/2023	0.00274	0.0197	0.00898	0.00564	0.0349	0.0405	<0.00828	<0.000644	0.000857 J	<0.000442	<0.000801	<0.000643	<0.00204	<0.00118	<0.000472	<0.000919	<0.000590	<0.000667	<0.000714	<0.000513	<0.00160	0.00462	<0.00135	0.00192	<0.000511	<0.000655	0.00798	0.00246
	4/6/2023	0.00326	0.0242	0.0113	0.00757	0.0451	0.0527	<0.00828	<0.000644	<0.000468	<0.000442	<0.000801	<0.000643	<0.00204	<0.00118	<0.000472	<0.000919	<0.000590	<0.000667	<0.000714	<0.000513	<0.00160	0.00554	<0.00135	0.00237	<0.000511	<0.000655	0.0110	0.00328
	4/14/2023	0.00196	0.0142	0.00641	0.00432	0.0251	0.0294	<0.00828	<0.000644	<0.000468	<0.000442	<0.000801	<0.000643	<0.00204	<0.00118	<0.000472	<0.000919	<0.000590	<0.000667	<0.000714	<0.000513	<0.00160	0.00316	<0.00135	0.00142	<0.000511	<0.000655	0.00638	0.00204
	4/26/2023	0.00315	0.0256	0.0119	0.00779	0.0508	0.0586	<0.00828	<0.000644	0.0011	<0.000442	<0.000801	<0.000643	<0.00204	<0.00118	<0.000472	<0.000919	<0.000590	<0.000667	<0.000714	<0.000513	<0.00160	0.00595	<0.00135	0.00251	<0.000511	<0.000655	0.01160	0.00346
MW-1	5/26/2020	0.000500 J	<0.000500	<0.000146	<0.000192	0.00215 J	0.00215	<0.00270	<0.000286	<0.000199	<0.000195	<0.000500	<0.000259	NA	<0.000214	<0.000183	<0.000233	<0.000285	<0.000396	<0.000174	<0.000199	<0.000481	<0.000161	<0.00200	<0.000179	<0.000228	<0.000162	0.00101	0.0005 J
	6/30/2020	0.00275	<0.00100	<0.00100	<0.00100	0.0136	0.0136	<0.0500	<0.00100	<0.00100	<0.00100	<0.00100	<0.00100	NA	<0.00100	<0.00100	<0.00100	<0.00100	<0.00500	<0.00100	<0.00100	<0.00500	<0.00100	<0.0100	<0.00100	<0.00100	<0.00100	0.00665	0.00271
	8/20/2020	0.00222	<0.00100	<0.00100	<0.00100	<0.0100	<0.00100	<0.0500	<0.00100	<0.00100	<0.00100	<0.00100	<0.00100	NA	<0.00100	<0.00100	<0.00100	<0.00100	<0.00500	<0.00100	<0.00100	<0.00500	<0.00100	<0.0100	<0.00100	<0.00100	<0.00100	0.00388	0.00175
	10/23/2020	0.00353	<0.000367	<0.000657	<0.000642	0.00246 J	0.00246	NA																					
	11/24/2020	0.00241	<0.000500	0.000310 J	<0.000192	0.00133 J	0.001330	<0.00270	<0.000286	<0.000199	<0.000195	<0.000500	<0.000259	NA	<0.000214	<0.000183	<0.000233	<0.000285	<0.000396	<0.000174	<0.000199	<0.000481	<0.000161	<0.00200	<0.000179	<0.000228	<0.000162	0.00151	0.000820 J
	12/18/2020	0.00257	<0.000500	0.000580 J	<0.000192	0.00145 J	0.00145	<0.00270	<0.000286	0.000350 J	<0.000195	<0.000500	<0.000259	NA	<0.000214	<0.000183	0.000270 J	<0.000285	<0.000396	<0.000174	<0.000199	<0.000481	0.000320 J	<0.00200	0.000230 J	<0.000228	<0.000162	0.00234	0.00111
	12/23/2020	0.00159	<0.000500	0.000380 J	<0.000192	0.000970 J	0.000970 J	<0.00270	<0.000286	<0.000199	<0.000195	<0.000500	<0.000259	NA	<0.000214	<0.000183	<0.000233	<0.000285	<0.000396	0.000230 J	<0.000199	<0.000481	<0.000161	<0.00200	<0.000179	<0.000228	<0.000162	0.000720 J	0.000360 J
	12/30/2020	0.00194	<0.000500	0.000470 J	<0.000192	0.00148 J	0.00148	<0.00270	<0.000286	0.000230 J	<0.000195	<0.000500	<0.000259	NA	<0.000214	<0.000183	<0.000233	<0.000285	<0.000396	<0.000174	<0.000199	<0.000481	0.000240 J	<0.00200	<0.000179	<0.000228	<0.000162	0.00154	0.000750 J
	1/6/2021	0.00209	<0.000500	0.000330 J	<0.000192	0.00122 J	0.00122	<0.00270	<0.000286	0.000310 J	<0.000195	<0.000500	<0.000259	NA	<0.000214	<0.000183	0.000260 J	<0.000285	<0.000396	<0.000174	<0.000199	<0.000481	0.000190 J	<0.00200	<0.000179	<0.000228	<0.000162	0.00219	0.00103
	1/12/2021	0.00211	0.000690 J	0.000540 J	<0.000192	0.00163 J	0.00163	<0.00270	<0.000286	0.000220 J	<0.000195	<0.000500	<0.000259	NA	<0.000214	<0.000183	<0.000233	<0.000285	<0.000396	<0.000174	<0.000199	<0.000481	0.000200 J	<0.00200	<0.000179	<0.000228	<0.000162	0.00143	0.000670 J
	1/20/2021	0.00222	<0.000500	0.000430 J	<0.000192	0.00137 J	0.00137	<0.00270	<0.000286	<0.000199	<0.000195	<0.000500	<0.000259	NA	<0.000214	<0.000183	<0.000233	<0.000285	<0.000396	<0.000174	<0.000199	<0.000481	0.000210 J	<0.00200	<0.000179	<0.000228	<0.000162	0.00140	0.000720 J
	1/27/2021	0.00157	<0.000500	0.000400 J	<0.000192	0.00123 J	0.00123	0.00398 J	<0.000286	0.000270 J	<0.000195	<0.000500	<0.000259	NA	<0.000214	<0.000183	<0.000233	<0.000285	<0.000396	<0.000174	<0.000199	<0.000481	0.000210 J	<0.00200	<0.000179	<0.000228	<0.000162	0.00153	0.000830 J
	2/3/2021	0.00203	<0.000500	0.000430 J	<0.000192	0.00100 J	0.00100 J	<0.00270	<0.000286	<0.000199	<0.000195	<0.000500	<0.000259	NA	<0.000214	<0.000183	<0.000233	<0.000285	<0.000396	<0.000174	<0.000199	<0.000481	0.000180 J	<0.00200	<0.000179	<0.000228	<0.000162	0.00105	0.000510 J
	2/10/2021	0.00196	<0.000500	0.000560 J	<0.000192	0.00143 J	0.00143	<0.00575	<0.000286	0.000240 J	<0.000195	<0.000500	<0.000259	NA	<0.000214	<0.000183	<0.000233	<0.000285	<0.000396	<0.000174	<0.000199	<0.000481	0.000300 J	<0.00200	<0.000179	<0.000228	<0.000162	0.00143	0.000740 J
	2/24/2021	0.00158	<0.000500	0.000460 J	<0.000192	0.00110 J	0.0011	<0.00575	<0.000286	<0.000199	<0.000195	<0.000500	<0.000259	NA	<0.000214	<0.000183	<0.000233	<0.000285	<0.000396	<0.000174	<0.000199	<0.000481	0.000210 J	<0.00200	<0.000179	<0.000228	<0.000162	0.000930 J	0.000490 J
	3/4/2021	0.00139	<0.000500	0.00102	<0.000192	0.00211 J	0.00211	<0.00575	<0.000286	0.000240 J	<0.000195	<0.000500	<0.000259	NA	<0.000214	<0.000183	<0.000233	<0.000285	<0.000396	<0.000174	<0.000199	<0.000481	0.000440 J	<0.00200	0.000240 J	<0.000228	<0.000162	0.00131	0.000680 J
	3/10/2021	0.00143	<0.000500	0.000490 J	<0.000192	0.000900 J	0.000900 J	<0.00575	<0.000286	<0.000199	<0.000195	<0.000500	<0.000259	NA	<0.000214	<0.000183	<0.000233	<0.000285	<0.000396	<0.000174	<0.000199	<0.000481	0.000200 J	<0.00200	<0.000179	<0.000228	<0.000162	0.000780 J	0.000370 J
	3/17/2021	0.00159	0.00112	0.000790 J	<0.000192	0.00183 J	0.00183	<0.00575	<0.000286	<0.000199	<0.000195	<0.000500	<0.000259	NA	<0.000214	<0.000183	<0.000233	<0.000285	<0.000396	<0.000174	<0.000199	<0.000481	0.000380 J	<0.00200	0.000230 J	<0.000228	<0.000162	0.00145	0.000570 J
	3/25/2021	0.00159	<0.00100	0.000533 J	<0.00100	0.00123 J	0.00123 J	<0.0500	<0.00100	0.000214 J	<0.00100	<0.00100	<0.00100	<0.0100	<0.00100	<0.00100	<0.00100	<0.00100	<0.00500	<0.00100	<0.00100	<0.00500	0.000253 J	<0.0100	<0.00100	<0.00100	<0.00100	0.00152	<0.00100
	3/31/2021	0.00161	<0.000500	0.000333 J	<0.000192	0.000714 J	0.000714 J	<0.00270	<0.000286	<0.000199	<0.000195	<0.00100	<0.00100	<0.0100	<0.00100	<0.000183	<0.000233	<0.000285	<0.00500	<0.000174	<0.00100	<0.000481	<0.000161	<0.00200	<0.000179	<0.000228	<0.000162	0.000980 J	0.000392 J
	4/8/2021	0.00128	<0.000500	0.000463 J	<0.000192	0.000985 J	0.000985 J	<0.00270	<0.000286	<0.000199	<0.000195	<0.000500	<0.000259	<0.000318	<0.000214	<0.000183	<0.000233	<0.000285	<0.000396	<0.000174	<0.000199	<0.000481	0.000214 J	<0.00200	0.000271 J	<0.000228	<0.000162	0.00171	<0.000279
	4/15/2021	0.00124	<0.000500	0.000366 J	<0.000192	0.00140 J	0.00140 J	<0.00270	<0.000286	<0.000199	<0.000195	<0.000500	<0.000259	<0.000318	<0.000214	<0.000183	<0.000233	<0.000285	<0.000396	<0.000174	<0.000199	<0.000481	<0.000161	<0.00200	<0.000179	<0.000228	<0.000162	0.00185	<0.000279
	4/21/2021	0.00114	<0.000500	0.00114	<0.000192	0.00148 J	0.00148 J	<0.00270	<0.000286	<0.000199	<0.000195	<0.000500	<0.000259	<0.000318	<0.000214	<0.000183	<0.000233	<0.000285	<0.000396	<0.000174	<0.000199	<0.000481	0.000421 J	<0.00200	0.000338 J	<0.000228	<0.000623	0.00187	0.000711 J
	4/28/2021	0.00126	<0.000500	0.00116	<0.000192	0.00220 J	0.00220 J	<0.00270	<0.000286	0.000203 J	<0.000195	<0.000500	<0.000259	<0.000318	<0.000214	<0.000183	<0.000233	<0.000285	<0.000396	<0.000174	<0.000199	<0.000481	0.000593 J	<0.00200	0.000274 J	<0.000228	<0.000623	0.00150	0.000483 J
	5/5/2021	0.00149	<0.000500	0.000834 J	<0.000192	0.00124 J	0.00124 J	<0.00270	<0.000286	<0.000199	<0.000195	<0.000500	<0.000259	<0.000318	<0.000214	<0.000183	<0.000233	<0.000285	<0.000396	<0.000174	<0.000199	<0.000481	<0.000161	<0.00200	<0.000179	<0.000228	<0.000623	0.00134	0.000333 J
	5/13/2021	0.00122	<0.000500	<0.000515	<0.000192	0.000619 J	0.000619 J	<0.00270	<0.000286	<0.000199	<0.000195	<0.000500	<0.000259	<0.000318	<0.000214	<0.000183	<0.000233	<0.000285	<0.000396	<0.000174	<0.000199	<0.000481	<0.000161	<0.00200	<0.000179	<0.000228	<0.000623	0.00159	<0.000279
	5/19/2021	0.00138	0.000545 J	0.00126	<0.000192	0.00269 J	0.00269 J	<0.00270	<0.000286	<0.000199	<0.000195	<0.000500	<0.000259	<0.000318	<0.000214	<0.000183	<0.000233	<0.000285	<0.000396	<0.000174	<0.000199	<0.000481	0.000613 J	<0.00200	0.000281 J	<0.000228	<0.000623	0.00191	0.000594 J
	5/27/2021	0.00138	<0.000500	0.00102	<0.000192	0.00209 J	0.00209 J	<0.00270	<0.000286	0.000251 J	<0.000195	<0.000500	<0.000259	<0.000318	<0.000214	<0.000183	<0.000233	<0.000285	<0.000396	<0.000174	<0.000199	<0.000481	0.000519 J	<0.00200	<0.000179	<0.000228	<0.000623	0.00197	0.000564 J
	6/2/2021	0.00134	<0.000500	0.000953 J	<0.000192	0.00209 J	0.00209 J	<0.00270	<0.000286	0.000290 J	<0.000195	<0.000500	<0.000259	<0.000318	<0.000214	<0.000183	0.000254 J	<0.000285	<0.000396	<0.000174	<0.000199	<0.000481	0.000496 J	<0.00200	<0.000179	<0.000228	<0.000623	0.00195	0.000591 J
	6/10/2021	0.000930 J	<0.000500	<0.000515	<0.000192	0.000631 J	0.000631 J	<0.00270	<0.000286	<0.000199	<0.000195	<0.000500	<0.000259	<0.000318	<0.000214	<0.000183	<0.000233	<0.000285	<0.000396	<0.000174	<0.000199	<0.000481	<0.00161	<0.00200	<0.000179	<0.000228	<0.000623	0.00150	0.000287 J
	6/16/2021	0.000920 J	<0.000500	<0.000515	<0.000192	0.000904 J	0.000904 J	<0.00270	<0.000286	<0.000199	<0.000195	<0.000500	<0.000259	<0.000318	<0.000214	<0.000183	<0.000233	<0.000285	<0.000396	<0.000174	<0.000199	<0.000481	0.000228 J	<0.00200	<0.000179	<0.000228	<0.000623	0.00182	<0.000279
	6/22/2021	0.00115	<0.000500	<0.000515	<0.000192	0.000526 J	0.000526 J	<0.00270	<0.000286	<0.000199	<0.000195	<0.000500	<0.000259	<0.000433	<0.000214	<0.000183	<0.000233	<0.000285	<0.000396	<0.000174	<0.000199	<0.000481	<0.000161	<0.00200	<0.000179	<0.000228	<0.000623	0.00319	0.000332 J
	6/30/2021	0.000893 J	<0.000500	<0.000515	<0.000192	0.000657 J	0.000657 J	<0.00270	<0.000286	<0.000199	<0.000195	<0.000500	<0.000259	<0.000318	<0.000214	<0.000183	<0.000233	<0.000285	<0.000396	<0.000174	<0.000199	<0.000481	<0.000161	<0.00200	<0.000179	<0.000228	<0.000623	0.00155	<0.000279
	7/1/2021	Levey Well Now Running Full Time																											
	7/7/2021	0.000720 J	<0.000500	<0.000515	<0.000192	0.000391 J	0.000391 J	<0.00270	<0.000286	<0.000199	<0.000195	<0.000500	<0.000259	<0.000318	<0.000214	<0.000183	<0.000233	<0.000285	<0.000396	<0.000174	<0.000199	<0.000481	<0.000161	<0.00200	<0.000179	<0.000228	<0.000623	0.00996	0.00199
	7/14/2021	0.000894 J	<0.000500	<0.000515	<0.000192	0.000391 J	0.000391 J	<0.00270	<0.000286	<0.000199	<0.000195	<0.000500	<0.000259	<0.000318	<0.000214	<0.000183	0.000239 J	<0.000285	<0.000396	<0.000174	<0.000199	<0.000481	<0.000161	<0.00200	<0.000179	<0.000228	<0.000623	0.00360	0.000732 J
	7/20/2021	0.000981 J	<0.000500	<0.000515	<0.000192	<0.000330	<0.000330	<0.00270	<0.000286	<0.000199	<0.000195	<0.000500	<0.000259	<0.000318	<0.000214	<0.000183	<0.000233	<0.000285	<0.000396	<0.000174	<0.000199	<0.000481	<0.000161	<0.00200	<0.000179	<0.000228	<0.000623	0.00148	0.000378 J
	7/27/2021	0.00114	<0.000500	<0.000515	<0.000192	0.000467 J	0.000467 J	<0.00270	<0.000286	<0.000199	<0.000195	<0.000500	<0.000259	<0.000318	<0.000214	<0.000813	<0.000233	<0.000285	<0.000396	<0.000174	<0.000199	<0.000481	<0.000161	<0.00200	<0.000179	<0.000228	<0.000623	0.00154	0.000305 J
	8/5/2021	0.000808 J	<0.000500	<0.000515	<0.000192	<0.000330	<0.000330	<0.00270	<0.000286	<0.000199	<0.000195	<0.000500	<0.000259	<0.000318	<0.000214	<0.000183	<0.000233	<0.000285	<0.000396	<0.000174	<0.000199	<0.000481	<0.000161	<0.00200	<0.000179	<0.000228	<0.000623	0.000615 J	<0.000279
	8/11/2021	0.000871 J	<0.000500	<0.000515	<0.000192	0.000345 J	0.000345 J	<0.00270	<0.000286	<0.000199	<0.000195	<0.000500	<0.000259	<0.000318	<0.000214	<0.000183	<0.000233	<0.000285	<0.000396	<0.000174	<0.000199	<0.000481	<0.000161	<0.00200	<0.000179	<0.000228	<0.000623	0.000799 J	<0.000279
	8/19/2021	0.000489 J	<0.000500	<0.000515	<0.000192	0.000510 J	0.000510 J	<0.00270	0.000377 J	0.000244 J	<0.000195	<0.000500	<0.000259	<0.000318	<0.000214	<0.000183	<0.000233	<0.000285	<0.000396	<0.000174	<0.000199	<0.000481	<0.000161	<0.00200	<0.000179	<0.000228	<0.000623	0.000354 J	<0.000279
	8/25/2021	0.000478 J	<0.000500	<0.000515	<0.000192	0.000462 J	0.000462 J	<0.00270	<0.000286	<0.000199	<0.000195	<0.000500	<0.000259	<0.000318	<0.000214	<0.000183	<0.000233	<0.000285	<0.000396	<0.000174	<0.000199	<0.000481	0.000219 J	<0.00200	<0.000179	<0.000283	<0.000623	0.000267 J	<0.000279
	9/2/2021	0.000871 J	<0.000500	<0.000515	<0.000192	0.000505 J	0.000505 J	<0.00270	<0.000286	<0.000199	<0.000195	<0.000500	<0.000259	<0.000318	<0.000214	<0.000183	<0.000233	<0.000285	<0.000396	<0.000174	<0.000199	<0.000481	0.000199 J	<0.00200	<0.000179	<0.000228	<0.000623	<0.000252	<0.000279
	9/8/2021	0.000345 J	<0.000500	<0.000515	<0.000192	<0.000330	<0.000330	<0.00270	<0.000286	<0.000199	<0.000195	<0.000500	<0.000259	<0.000318	<0.000214	<0.000183	<0.000233	<0.000285	<0.000396	<0.000174	<0.000199	<0.000481	<0.000161	<0.00200	<0.000179	<0.000228	<0.000623	0.000651 J	<0.000279
	9/14/2021	0.000388 J	<0.000500	<0.000515	<0.000192	<0.000330	<0.000330	<0.00270	<0.000286	<0.000199	<0.000195	<0.000500	<0.000259	<0.000318	<0.000214	<0.000183	<0.000233	<0.000285	<0.000396	<0.000174	<0.000199	<0.000481	<0.000161	<0.00200	<0.000179	<0.000228	<0.000623	0.000862 J	<0.000279

ENSOLUM

TABLE 1
GROUNDWATER SAMPLING (VOCs) ANALYTICAL DATA SUMMARY
Levey Well
Oxy Permian Ltd.
Hobbs, New Mexico
Ensolum Project No. 03B1417001 / 03B1417002

Sample Designation	Date	VOCs (mg/l)																											
		Benzene	Toluene	Ethylbenzene	o-Xylene	m,p-Xylenes	Total Xylenes	Methyl ethyl ketone (2-Butanone)	n-Butylbenzene	Sec-Butylbenzene	tert-Butylbenzene	Tetrachloroeth(y)ene	Chloroform	Chloromethane	2-Chlorotoluene	4-Chlorotoluene	p-Cymene (p-Isopropyltoluene)	1,2-Dichloroethane	1,2-Dichloropropane	cis-1,2-Dichloroeth(y)ene	1,4-Dichlorobenzene	1,1-Dichloropropene	Isopropylbenzene	Naphthalene	n-Propylbenzene	1,1,2-Trichloroethane	Styrene	1,2,4-Trimethylbenzene	1,3,5-Trimethylbenzene
20 NMAC 6.2 Water Quality - Ground and Surface Water Protection Human Health Standards		0.005	1	0.7	NE	NE	0.62	NE	NE	NE	NE	0.005	0.1	NE	NE	NE	NE	0.005	0.005	NE	0.075	NE	NE	0.03	NE	0.01	0.1	NE	NE
MW-1	9/21/2021	<0.000214	<0.000500	<0.000515	<0.000192	<0.000330	<0.000330	<0.00270	<0.000286	<0.000199	<0.000195	<0.000500	<0.000259	<0.000318	<0.000214	<0.000183	<0.000233	<0.000285	<0.000396	<0.000174	<0.000199	<0.000481	<0.000161	<0.00200	<0.000179	<0.000228	<0.000623	<0.000252	<0.000279
	9/29/2021	<0.000214	<0.000500	<0.000515	<0.000192	<0.000330	<0.000330	<0.00270	<0.000286	<0.000199	<0.000195	<0.000500	<0.000259	<0.000318	<0.000214	<0.000183	<0.000233	<0.000285	<0.000396	<0.000174	<0.000199	<0.000481	<0.000161	<0.00200	<0.000179	<0.000228	<0.000623	<0.000252	<0.000279
	10/7/2021	**0.000252 J**	<0.000500	<0.000515	<0.000192	<0.000330	<0.000330	<0.00270	<0.000286	<0.000199	<0.000195	<0.000500	<0.000259	<0.000318	<0.000214	<0.000183	<0.000233	<0.000285	<0.000396	<0.000174	<0.000199	<0.000481	<0.000161	<0.00200	<0.000179	<0.000228	<0.000623	**0.000438 J**	<0.000279
	10/13/2021	**0.000214 J**	<0.000500	<0.000515	<0.000192	<0.000330	<0.000330	<0.00270	<0.000286	<0.000199	<0.000195	<0.000500	<0.000259	<0.000318	<0.000214	<0.000183	<0.000233	<0.000285	<0.000396	<0.000174	<0.000199	<0.000481	<0.000161	<0.00200	<0.000179	<0.000228	<0.000623	<0.000252	<0.000279
	10/21/2021	<0.000214	<0.000500	<0.000515	<0.000192	<0.000330	<0.000330	<0.00270	<0.000286	<0.000199	<0.000195	<0.000500	<0.000259	<0.000318	<0.000214	<0.000183	<0.000233	<0.000285	<0.000396	<0.000174	<0.000199	<0.000481	<0.000161	<0.00200	<0.000179	<0.000228	<0.000623	<0.000252	<0.000279
	11/5/2021	**0.000247 J**	<0.000500	<0.000515	<0.000192	<0.000330	<0.000330	<0.00270	<0.000286	<0.000199	<0.000195	<0.000500	<0.000259	<0.000318	<0.000214	<0.000183	<0.000233	<0.000285	<0.000396	<0.000174	<0.000199	<0.000481	<0.000161	<0.00200	<0.000179	<0.000228	<0.000623	<0.000252	<0.000279
	11/11/2021	**0.000458 J**	<0.000500	<0.000515	<0.000192	<0.000330	<0.000330	<0.00270	<0.000286	<0.000199	<0.000195	<0.000500	<0.000259	<0.000318	<0.000214	<0.000183	<0.000233	<0.000285	<0.000396	<0.000174	<0.000199	<0.000481	<0.000161	<0.00200	<0.000179	<0.000228	<0.000623	<0.000252	<0.000279
	11/18/2021	<0.000214	<0.000500	<0.000515	<0.000192	<0.000330	<0.000330	<0.00270	<0.000286	<0.000199	<0.000195	<0.000500	<0.000259	<0.000318	<0.000214	<0.000183	<0.000233	<0.000285	<0.000396	<0.000174	<0.000199	<0.000481	<0.000161	<0.00200	<0.000179	<0.000228	<0.000623	<0.000252	<0.000279
	11/24/2021	<0.00100	<0.00100	<0.00100	<0.00100	<0.00100	<0.0100	<0.0500	<0.00100	<0.00100	<0.00100	<0.00100	<0.00100	<0.0100	<0.00100	<0.00100	<0.00100	<0.00100	<0.00500	<0.00100	<0.00100	<0.00500	<0.00100	<0.0100	<0.00100	<0.00100	<0.00100	<0.00100	<0.00100
	12/1/2021	<0.000214	<0.000500	<0.000515	<0.000192	<0.000330	<0.000330	<0.00270	<0.000286	<0.000199	<0.000195	<0.000500	<0.000259	<0.000318	<0.000214	<0.000183	<0.000233	<0.000285	<0.000396	<0.000174	<0.000199	<0.000481	<0.000161	<0.00200	<0.000179	<0.000228	<0.000623	<0.000141	<0.000279
	12/8/2021	<0.000214	<0.000500	<0.000515	<0.000192	<0.000330	<0.000330	<0.00270	<0.000286	<0.000199	<0.000195	<0.000500	<0.000259	<0.000318	<0.000214	<0.000183	<0.000233	<0.000285	<0.000396	<0.000174	<0.000199	<0.000481	<0.000161	<0.00200	<0.000179	<0.000228	<0.000623	<0.000252	<0.000279
	12/16/2021	<0.000214	<0.000500	<0.000515	<0.000192	<0.000330	<0.000330	<0.00270	<0.000286	<0.000199	<0.000195	<0.000500	<0.000259	<0.000318	<0.000214	<0.000183	<0.000233	<0.000285	<0.000396	<0.000174	<0.000199	<0.000481	<0.000161	<0.00200	<0.000179	<0.000228	<0.000623	<0.000252	<0.000279
	12/22/2021	<0.000214	<0.000500	<0.000515	<0.000192	<0.000330	<0.000330	<0.00270	<0.000286	<0.000199	<0.000195	<0.000500	<0.000259	<0.000318	<0.000214	<0.000183	<0.000233	<0.000285	<0.000396	<0.000174	<0.000199	<0.000481	<0.000161	<0.00200	<0.000179	<0.000228	<0.000623	<0.000252	<0.000279
	12/29/2021	<0.000214	<0.000500	<0.000515	<0.000192	<0.000330	<0.000330	<0.00270	<0.000286	<0.000199	<0.000195	<0.000500	<0.000259	<0.000318	<0.000214	<0.000183	<0.000233	<0.000285	<0.000396	<0.000174	<0.000199	<0.000481	<0.000161	<0.00200	<0.000179	<0.000228	<0.000623	<0.000252	<0.000279
	1/6/2022	<0.000214	<0.000500	<0.000515	<0.000192	<0.000330	<0.000330	<0.00270	<0.000286	<0.000199	<0.000195	<0.000500	<0.000259	<0.000318	<0.000214	<0.000183	<0.000233	<0.000285	<0.000396	<0.000174	<0.000199	<0.000481	<0.000161	<0.00200	<0.000179	<0.000228	<0.000623	<0.000252	<0.000279
	1/12/2022	<0.000214	<0.000500	<0.000515	<0.000192	<0.000330	<0.000330	<0.00270	<0.000286	<0.000199	<0.000195	<0.000500	<0.000259	<0.000318	<0.000214	<0.000183	<0.000233	<0.000396	<0.000396	<0.000174	<0.000199	<0.000481	<0.000161	<0.00200	<0.000179	<0.000228	<0.000623	<0.000252	<0.000279
	1/19/2022	<0.000214	<0.000500	<0.000515	<0.000192	**0.000640 J**	**0.000640 J**	<0.00270	<0.000286	<0.000199	<0.000195	<0.000500	<0.000259	<0.000318	<0.000214	<0.000183	<0.000233	<0.000396	<0.000396	<0.000174	<0.000199	<0.000481	<0.000161	<0.00200	<0.000179	<0.000228	<0.000623	**0.000414 J**	<0.000279
	1/26/2022	<0.000214	<0.000500	<0.000515	<0.000192	<0.000330	<0.000330	<0.00270	<0.000286	<0.000199	<0.000195	<0.000500	<0.000259	<0.000259	<0.000214	<0.000183	<0.000233	<0.000285	<0.000396	<0.000174	<0.000199	<0.000481	<0.000161	<0.00200	<0.000179	<0.000228	0.000623	<0.000252	<0.000279
	2/2/2022	Unable to Sample due to Incliment Weather. Booster Pump for Levey Well Damaged by Freeze.																											
	2/8/2022	<0.000214	<0.000500	<0.000515	<0.000192	<0.000330	<0.000330	<0.00270	<0.000286	<0.000199	<0.000195	<0.000500	<0.000259	**0.000799 J**	<0.000214	<0.000183	<0.000233	<0.000285	<0.000396	<0.000174	<0.000199	<0.000481	<0.000161	<0.00200	<0.000179	<0.000228	<0.000623	<0.000252	<0.000279
	2/16/2022	<0.000214	<0.000500	<0.000515	<0.000192	<0.000330	<0.000330	<0.00270	<0.000286	<0.000199	<0.000195	<0.000500	<0.000259	<0.000318	<0.000214	<0.000183	<0.000233	<0.000285	<0.000396	<0.000174	<0.000199	<0.000481	<0.000161	<0.00200	<0.000179	<0.000228	<0.000623	<0.000252	<0.000279
	2/25/2022	<0.000214	<0.000500	<0.000515	<0.000192	<0.000330	<0.000330	<0.00270	<0.000286	<0.000199	<0.000195	<0.000500	<0.000259	<0.000318	<0.000214	<0.000183	<0.000233	<0.000285	<0.000396	<0.000174	<0.000199	<0.000481	<0.000161	<0.00200	<0.000179	<0.000228	<0.000623	<0.000252	<0.000279
	3/3/2022	<0.000214	<0.000500	<0.000515	<0.000192	<0.000330	<0.000330	<0.00270	<0.000286	<0.000199	<0.000195	<0.000500	<0.000259	<0.000318	<0.000214	<0.000183	<0.000233	<0.000285	<0.000396	<0.000174	<0.000199	<0.000481	<0.000161	<0.00200	<0.000179	<0.000228	<0.000623	<0.000252	<0.000279
	3/9/2022	<0.000214	<0.000500	<0.000515	<0.000192	<0.000330	<0.000330	<0.00270	<0.000286	<0.000199	<0.000195	<0.000500	<0.000259	<0.000318	<0.000214	<0.000183	<0.000233	<0.000285	<0.000396	<0.000174	<0.000199	<0.000481	<0.000161	<0.00200	<0.000179	<0.000228	<0.000623	<0.000252	<0.000279
	3/14/2022	Booster Pump for Levey Well Repaired and Back on Running Full Time.																											
	3/16/2022	<0.000214	<0.000500	<0.000515	<0.000192	<0.000330	<0.000330	<0.00270	<0.000286	<0.000199	<0.000195	<0.000500	<0.000259	<0.000318	<0.000214	<0.000183	<0.000233	<0.000285	<0.000396	<0.000174	<0.000199	<0.000481	<0.000161	<0.00200	<0.000179	<0.000228	<0.000623	<0.000252	<0.000279
	3/24/2022	<0.000214	<0.000500	<0.000515	<0.000192	<0.000330	<0.000330	<0.00270	<0.000286	<0.000199	<0.000195	<0.000500	<0.000259	<0.000318	<0.000214	<0.000183	<0.000233	<0.000285	<0.000396	<0.000174	<0.000199	<0.000481	<0.000161	<0.00200	<0.000179	<0.000228	<0.000623	<0.000252	<0.000279
	3/31/2022	<0.000214	<0.000500	<0.000515	<0.000192	<0.000330	<0.000330	<0.00270	<0.000286	<0.000199	<0.000195	<0.000500	<0.000259	<0.000318	<0.000214	<0.000183	<0.000233	<0.000285	<0.000396	<0.000174	<0.000199	<0.000481	<0.000161	<0.00200	<0.000179	<0.000228	<0.000623	<0.000252	<0.000279
	4/6/2022	<0.000214	<0.000500	<0.000515	<0.000192	<0.000330	<0.000330	<0.00270	<0.000286	<0.000199	<0.000195	<0.000500	<0.000259	<0.000318	<0.000214	<0.000183	<0.000233	<0.000285	<0.000396	<0.000174	<0.000199	<0.000481	<0.000161	<0.00200	<0.000179	<0.000228	<0.000623	<0.000252	<0.000279
	4/13/2022	<0.000214	<0.000500	<0.000515	<0.000192	<0.000330	<0.000330	<0.00270	<0.000286	<0.000199	<0.000195	<0.000500	<0.000259	<0.000318	<0.000214	<0.000183	<0.000233	<0.000285	<0.000396	<0.000174	<0.000199	<0.000481	<0.000161	<0.00200	<0.000179	<0.000228	<0.000623	<0.000252	<0.000279
	4/20/2022	<0.000214	<0.000500	<0.000515	<0.000192	<0.000330	<0.000330	<0.00270	<0.000286	<0.000199	<0.000195	<0.000500	<0.000259	<0.000318	<0.000214	<0.000183	<0.000233	<0.000285	<0.000396	<0.000174	<0.000199	<0.000481	<0.000161	<0.00200	<0.000179	<0.000228	<0.000623	<0.000252	<0.000279
	4/28/2022	<0.000214	<0.000500	<0.000515	<0.000192	<0.000330	<0.000330	<0.00270	<0.000286	<0.000199	<0.000195	<0.000500	<0.000259	<0.000318	<0.000214	<0.000183	<0.000233	<0.000285	<0.000396	<0.000174	<0.000199	<0.000481	<0.000161	<0.00200	<0.000179	<0.000228	<0.000623	<0.000252	<0.000279
	5/5/2022	<0.000214	<0.000500	<0.000515	<0.000192	<0.000330	<0.000330	<0.00270	<0.000286	<0.000199	<0.000195	<0.000500	<0.000259	<0.000318	<0.000214	<0.000183	<0.000233	<0.000285	<0.000396	<0.000174	<0.000199	<0.000481	<0.000161	<0.00200	<0.000179	<0.000228	<0.000623	<0.000252	<0.000279
	5/10/2022	<0.000214	<0.000500	<0.000515	<0.000192	<0.000330	<0.000330	<0.00270	<0.000286	<0.000199	<0.000195	<0.000500	<0.000259	<0.000318	<0.000214	<0.000183	<0.000233	<0.000285	<0.000396	<0.000174	<0.000199	<0.000481	<0.000161	<0.00200	<0.000179	<0.000228	<0.000623	<0.000252	<0.000279
	5/19/2022	<0.000214	<0.000500	<0.000515	<0.000192	<0.000330	<0.000330	<0.00270	<0.000286	<0.000199	<0.000195	<0.000500	<0.000259	<0.000318	<0.000214	<0.000183	<0.000233	<0.000285	<0.000396	<0.000174	<0.000199	<0.000481	<0.000161	<0.00200	<0.000179	<0.000228	<0.000623	<0.000252	<0.000279
	5/26/2022	<0.000214	<0.000500	<0.000515	<0.000192	<0.000330	<0.000330	<0.00270	<0.000286	<0.000199	<0.000195	<0.000500	<0.000259	<0.000318	<0.000214	<0.000183	<0.000233	<0.000285	<0.000396	<0.000174	<0.000199	<0.000481	<0.000161	<0.00200	<0.000179	<0.000228	<0.000623	<0.000252	<0.000279
	6/1/2022	<0.000214	<0.000500	<0.000515	<0.000192	<0.000330	<0.000330	<0.00270	<0.000286	<0.000199	<0.000195	<0.000500	<0.000259	<0.000318	<0.000214	<0.000183	<0.000233	<0.000285	<0.000396	<0.000174	<0.000199	<0.000481	<0.000161	<0.00200	<0.000179	<0.000228	<0.000623	<0.000252	<0.000279
	6/9/2022	<0.000214	<0.000500	<0.000515	<0.000192	<0.000330	<0.000330	<0.00270	<0.000199	<0.000199	<0.000195	<0.000500	<0.000259	<0.000318	<0.000214	<0.000183	<0.000233	<0.000285	<0.000396	<0.000174	<0.000199	<0.000481	<0.000161	<0.00200	<0.000179	<0.000228	<0.000623	<0.000252	<0.000279
	6/17/2022	<0.000214	<0.000500	<0.000515	<0.000192	<0.000330	<0.000330	<0.00270	<0.000286	<0.000199	<0.000195	<0.000500	<0.000259	<0.000318	<0.000214	<0.000183	<0.000233	<0.000285	<0.000396	<0.000174	<0.000199	<0.000481	<0.000161	<0.00200	<0.000179	<0.000228	<0.000623	<0.000252	<0.000279
	6/23/2022	<0.000214	<0.000500	<0.000515	<0.000192	<0.000330	<0.000330	<0.00270	<0.000286	<0.000199	<0.000195	<0.000500	<0.000259	<0.000318	<0.000214	<0.000183	<0.000233	<0.000285	<0.000396	<0.000174	<0.000199	<0.000481	<0.000161	<0.00200	<0.000179	<0.000228	<0.000623	<0.000252	<0.000279
	6/29/2022	<0.000214	<0.000500	<0.000515	<0.000192	<0.000330	<0.000330	<0.00270	<0.000286	<0.000199	<0.000195	<0.000500	<0.000259	<0.000318	<0.000214	<0.000183	<0.000233	<0.000285	<0.000396	<0.000174	<0.000199	<0.000481	<0.000161	<0.00200	<0.000179	<0.000228	<0.000623	<0.000252	<0.000279
	7/7/2022	<0.000214	<0.000500	<0.000515	<0.000192	<0.000330	<0.000330	<0.00270	<0.000286	<0.000199	<0.000195	<0.000500	<0.000259	<0.000318	<0.000214	<0.000183	<0.000233	<0.000285	<0.000396	<0.000174	<0.000199	<0.000481	<0.000161	<0.00200	<0.000179	<0.000228	<0.000623	<0.000252	<0.000279
	7/13/2022	<0.000214	<0.000500	<0.000515	<0.000192	<0.000330	<0.000330	<0.00270	<0.000286	<0.000199	<0.000195	<0.000500	<0.000259	<0.000318	<0.000214	<0.000183	<0.000233	<0.000285	<0.000396	<0.000174	<0.000199	<0.000481	<0.000161	<0.00200	<0.000179	<0.000228	<0.000623	<0.000252	<0.000279
	7/20/2022	<0.000214	<0.000500	<0.000515	<0.000192	<0.000330	<0.000330	<0.00270	<0.000286	<0.000199	<0.000195	<0.000500	<0.000259	<0.000318	<0.000214	<0.000183	<0.000233	<0.000285	<0.000396	<0.000174	<0.000199	<0.000481	<0.000161	<0.00200	<0.000179	<0.000228	<0.000623	<0.000252	<0.000279
	7/27/2022	<0.000533	<0.000475	<0.000411	<0.000551	<0.00124	<0.00124	<0.00828	<0.000644	<0.000468	<0.000442	<0.000801	<0.000643	<0.00204	<0.00118	<0.000472	<0.000919	<0.000590	<0.000667	<0.000714	<0.000513	<0.00160	<0.000613	<0.00135	<0.000498	<0.000511	<0.000655	<0.00175	<0.000456
	8/4/2022	<0.000533	<0.000475	<0.000411	<0.000551	<0.00124	<0.00124	<0.00828	<0.000644	<0.000468	<0.000442	<0.000801	<0.000643	<0.00204	<0.00118	<0.000472	<0.000919	<0.000590	<0.000667	<0.000714	<0.000513	<0.00160	<0.000613	<0.00135	<0.000498	<0.000511	<0.000655	<0.000417	<0.000456
	8/10/2022	<0.000533	<0.000475	<0.000411	<0.000551	<0.00124	<0.00124	<0.00828	<0.000644	<0.000468	<0.000442	<0.000801	<0.000643	<0.00204	<0.00118	<0.000472	<0.000919	<0.000590	<0.000667	<0.000714	<0.000513	<0.00160	<0.000613	<0.00135	<0.000498	<0.000511	<0.000655	<0.000417	<0.000456
	8/18/2022	<0.000533	<0.000475	<0.000411	<0.000551	<0.00124	<0.00124	<0.00828	<0.000644	<0.000468	<0.000442	<0.000801	<0.000643	<0.00204	<0.00118	<0.000472	<0.000919	<0.000590	<0.000667	<0.000714	<0.000513	<0.00160	<0.000613	<0.00135	<0.000498	<0.000511	<0.000655	<0.000417	<0.000456
	8/24/2022	<0.00100	<0.00100	<0.00100	<0.00100	<0.0100	<0.0100	<0.0500	<0.00100	<0.00100	<0.00100	<0.00100	<0.00100	<0.0100	<0.00200	<0.00100	<0.00100	<0.00100	<0.00500	<0.00100	<0.00100	<0.00500	<0.00100	<0.0100	<0.00100	<0.00100	<0.00100	<0.00100	<0.00100
	8/31/2022	<0.000533	<0.000475	<0.000411	<0.000551	<0.00124	<0.00124	<0.00828	<0.000644	<0.000468	<0.000442	<0.000801	<0.000643	<0.00204	<0.00118	<0.000472	<0.000919	<0.000590	<0.000667	<0.000714	<0.000513	<0.00160	<0.000613	<0.00135	<0.000498	<0.000511	<0.000655	<0.000417	<0.000456
	9/15/2022	<0.000533	<0.000475	<0.000411	<0.000551	<0.00124	<0.00124	<0.00828	<0.000644	<0.000468	<0.000442	<0.000801	<0.000643	<0.00204	<0.00118	<0.000472	<0.000919	<0.000590	<0.000667	<0.000714	<0.000513	<0.00160	<0.000613	<0.00135	<0.000498	<0.000511	<0.000655	<0.000417	<0.000456
	9/22/2022	<0.000533	<0.000475	<0.000411	<0.000551	<0.00124	<0.00124	<0.00828	<0.000644	<0.000468	<0.000442	<0.000801	<0.000643	<0.00204	<0.00118	<0.000472	<0.000919	<0.000590	<0.000667	<0.000714	<0.000513	<0.00160	<0.000613	<0.00135	<0.000498	<0.000511	<0.000655	<0.000417	<0.000456
	9/28/2022	<0.000533	<0.000475	<0.000411	<0.000551	<0.00124	<0.00124	<0.00828	<0.000644	<0.000468	<0.000442	<0.000801	<0.000643	<0.00204	<0.00118	<0.000472	<0.000919	<0.000590	<0.000667	<0.000714	<0.000513	<0.00160	<0.000613	<0.00135	<0.000498	<0.000511	<0.000655	<0.000417	<0.000456
	10/4/2022	<0.000533	<0.000475	<0.000411	<0.000551	<0.00124	<0.00124	<0.00828	<0.000644	<0.000468	<0.000442	<0.000801	<0.000643	<0.00204	<0.00118	<0.000472	<0.000919	<0.000590	<0.000667	<0.000714	<0.000513	<0.00160	<0.000613	<0.00135	<0.000498	<0.000511	<0.000655	<0.000417	<0.000456
	10/14/2022	<0.000533	<0.000475	<0.000411	<0.000551	<0.00124	<0.00124	<0.00828	<0.000644	<0.000468	<0.000442	<0.000801	<0.000643	<0.00204	<0.00118	<0.000472	<0.000919	<0.000590	<0.000667	<0.000714	<0.000513	<0.00160	<0.000613	<0.00135	<0.000498	<0.000511	<0.000655	<0.000417	<0.000456
	10/19/2022	<0.000533	<0.000475	<0.000411	<0.000551	<0.00124	<0.00124	<0.00828	<0.000644	<0.000468	<0.000442	<0.000801	<0.000643	<0.00204	<0.00118	<0.000472	<0.000919	<0.000590	<0.000667	<0.000714	<0.000513	<0.00160	<0.000613	<0.00135	<0.000498	<0.000511	<0.000655	<0.000417	<0.000456

ENSOLUM

TABLE 1
GROUNDWATER SAMPLING (VOCs) ANALYTICAL DATA SUMMARY
Levey Well
Oxy Permian Ltd.
Hobbs, New Mexico
Ensolum Project No. 03B1417001 / 03B1417002

Sample Designation	Date	VOCs (mg/l)																											
		Benzene	Toluene	Ethylbenzene	o-Xylene	m,p-Xylenes	Total Xylenes	Methyl ethyl ketone (2-Butanone)	n-Butylbenzene	Sec-Butylbenzene	tert-Butylbenzene	Tetrachloroeth(y)ene	Chloroform	Chloromethane	2-Chlorotoluene	4-Chlorotoluene	p-Cymene (p-Isopropyltoluene)	1,2-Dichloroethane	1,2-Dichloropropane	cis-1,2-Dichloroeth(y)ene	1,4-Dichlorobenzene	1,1-Dichloropropene	Isopropylbenzene	Naphthalene	n-Propylbenzene	1,1,2-Trichloroethane	Styrene	1,2,4-Trimethylbenzene	1,3,5-Trimethylbenzene
20 NMAC 6.2 Water Quality - Ground and Surface Water Protection Human Health Standards		0.005	1	0.7	NE	NE	0.62	NE	NE	NE	NE	0.005	0.1	NE	NE	NE	NE	0.005	0.005	NE	0.075	NE	NE	0.03	NE	0.01	0.1	NE	NE
MW-1	10/27/2022	<0.000533	<0.000475	<0.000411	<0.000551	<0.00124	<0.00124	<0.00828	<0.000644	<0.000468	<0.000442	<0.000801	<0.000643	<0.00204	<0.00118	<0.000472	<0.000919	<0.000590	<0.000667	<0.000714	<0.000513	<0.00160	<0.000613	<0.00135	<0.000498	<0.000511	<0.000655	<0.000417	<0.000456
	11/2/2022	<0.000533	<0.000475	<0.000411	<0.000551	<0.00124	<0.00124	<0.00828	<0.000644	<0.000468	<0.000442	<0.000801	<0.000643	<0.00204	<0.00118	<0.000472	<0.000919	<0.000590	<0.000667	<0.000714	<0.000513	<0.00160	<0.000613	<0.00135	<0.000498	<0.000511	<0.000655	<0.000417	<0.000456
	11/9/2022	<0.000533	<0.000475	<0.000411	<0.000551	<0.00124	<0.00124	<0.00828	<0.000644	<0.000468	<0.000442	<0.000801	<0.000643	<0.00204	<0.00118	<0.000472	<0.000919	<0.000590	<0.000667	<0.000714	<0.000513	<0.00160	<0.000613	<0.00135	<0.000498	<0.000511	<0.000655	<0.000417	<0.000456
	11/16/2022	<0.000533	<0.000475	<0.000411	<0.000551	<0.00124	<0.00124	<0.00828	<0.000644	<0.000468	<0.000442	<0.000801	<0.000643	<0.00204	<0.00118	<0.000472	<0.000919	<0.000590	<0.000667	<0.000714	<0.000513	<0.00160	<0.000613	<0.00135	<0.000498	<0.000511	<0.000655	<0.000417	<0.000456
	11/30/2022	<0.000533	<0.000475	<0.000411	<0.000551	<0.00124	<0.00124	<0.00828	<0.000644	<0.000468	<0.000442	<0.000801	<0.000643	<0.00204	<0.00118	<0.000472	<0.000919	<0.000590	<0.000667	<0.000714	<0.000513	<0.00160	<0.000613	<0.00135	<0.000498	<0.000511	<0.000655	<0.000417	<0.000456
	12/9/2022	<0.000533	<0.000475	<0.000411	<0.000551	<0.00124	<0.00124	<0.00828	<0.000644	<0.000468	<0.000442	<0.000801	<0.000643	<0.00204	<0.00118	<0.000472	<0.000919	<0.000590	<0.000667	<0.000714	<0.000513	<0.00160	<0.000613	<0.00135	<0.000498	<0.000511	<0.000655	<0.000417	<0.000456
	12/15/2022	<0.000533	<0.000475	<0.000411	<0.000551	<0.00124	<0.00124	<0.00828	<0.000644	<0.000468	<0.000442	<0.000801	<0.000643	<0.00204	<0.00118	<0.000472	<0.000919	<0.000590	<0.000667	<0.000714	<0.000513	<0.00160	<0.000613	<0.00135	<0.000498	<0.000511	<0.000655	<0.000417	<0.000456
	12/21/2022	<0.000533	<0.000475	<0.000411	<0.000551	<0.00124	<0.00124	<0.00828	<0.000644	<0.000468	<0.000442	<0.000801	<0.000643	<0.00204	<0.00118	<0.000472	<0.000919	<0.000590	<0.000667	<0.000714	<0.000513	<0.00160	<0.000613	<0.00135	<0.000498	<0.000511	<0.000655	<0.000417	<0.000456
	12/29/2022	<0.000533	<0.000475	<0.000411	<0.000551	<0.00124	<0.00124	<0.00828	<0.000644	<0.000468	<0.000442	<0.000801	<0.000643	<0.00204	<0.00118	<0.000472	<0.000919	<0.000590	<0.000667	<0.000714	<0.000513	<0.00160	<0.000613	<0.00135	<0.000498	<0.000511	<0.000655	<0.000417	<0.000456
	1/4/2023	<0.000533	<0.000475	<0.000411	<0.000551	<0.00124	<0.00124	<0.00828	<0.000644	<0.000468	<0.000442	<0.000801	<0.000643	<0.00204	<0.00118	<0.000472	<0.000919	<0.000590	<0.000667	<0.000714	<0.000513	<0.00160	<0.000613	<0.00135	<0.000498	<0.000511	<0.000655	<0.000417	<0.000456
	1/13/2023	<0.000533	<0.000475	<0.000411	<0.000551	<0.00124	<0.00124	<0.00828	<0.000644	<0.000468	<0.000442	<0.000801	<0.000643	<0.00204	<0.00118	<0.000472	<0.000919	<0.000590	<0.000667	<0.000714	<0.000513	<0.00160	<0.000613	<0.00135	<0.000498	<0.000511	<0.000655	<0.000417	<0.000456
	1/19/2023	<0.000533	<0.000475	<0.000411	<0.000551	<0.00124	<0.00124	<0.00828	<0.000644	<0.000468	<0.000442	<0.000801	<0.000643	<0.00204	<0.00118	<0.000472	<0.000919	<0.000590	<0.000667	<0.000714	<0.000513	<0.00160	<0.000613	<0.00135	<0.000498	<0.000511	<0.000655	<0.000417	<0.000456
	1/25/2023	<0.000533	<0.000475	<0.000411	<0.000551	<0.00124	<0.00124	<0.00828	<0.000644	<0.000468	<0.000442	<0.000801	<0.000643	<0.00204	<0.00118	<0.000472	<0.000919	<0.000590	<0.000667	<0.000714	<0.000513	<0.00160	<0.000613	<0.00135	<0.000498	<0.000511	<0.000655	<0.000417	<0.000456
	2/2/2023	<0.000533	<0.000475	<0.000411	<0.000551	<0.00124	<0.00124	<0.00828	<0.000644	<0.000468	<0.000442	<0.000801	<0.000643	<0.00204	<0.00118	<0.000472	<0.000919	<0.000590	<0.000667	<0.000714	<0.000513	<0.00160	<0.000613	<0.00135	<0.000498	<0.000511	<0.000655	<0.000417	<0.000456
	2/8/2023	<0.000533	<0.000475	<0.000411	<0.000551	<0.00124	<0.00124	<0.00828	<0.000644	<0.000468	<0.000442	<0.000801	<0.000643	<0.00204	<0.00118	<0.000472	<0.000919	<0.000590	<0.000667	<0.000714	<0.000513	<0.00160	<0.000613	<0.00135	<0.000498	<0.000511	<0.000655	<0.000417	<0.000456
	2/17/2023	<0.000533	<0.000475	<0.000411	<0.000551	<0.00124	<0.00124	<0.00828	<0.000644	<0.000468	<0.000442	<0.000801	<0.000643	<0.00204	<0.00118	<0.000472	<0.000919	<0.000590	<0.000667	<0.000714	<0.000513	<0.00160	<0.000613	<0.00135	<0.000498	<0.000511	<0.000655	<0.000417	<0.000456
	2/22/2023	<0.000533	<0.000475	<0.000411	<0.000551	<0.00124	<0.00124	<0.00828	<0.000644	<0.000468	<0.000442	<0.000801	<0.000643	<0.00204	<0.00118	<0.000472	<0.000919	<0.000590	<0.000667	<0.000714	<0.000513	<0.00160	<0.000613	<0.00135	<0.000498	<0.000511	<0.000655	<0.000417	<0.000456
	3/3/2023	<0.000533	<0.000475	<0.000411	<0.000551	<0.00124	<0.00124	<0.00828	<0.000644	<0.000468	<0.000442	<0.000801	<0.000643	<0.00204	<0.00118	<0.000472	<0.000919	<0.000590	<0.000667	<0.000714	<0.000513	<0.00160	<0.000613	<0.00135	<0.000498	<0.000511	<0.000655	<0.000417	<0.000456
	3/8/2023	<0.000533	<0.000475	<0.000411	<0.000551	<0.00124	<0.00124	<0.00828	<0.000644	<0.000468	<0.000442	<0.000801	<0.000643	<0.00204	<0.00118	<0.000472	<0.000919	<0.000590	<0.000667	<0.000714	<0.000513	<0.00160	<0.000613	<0.00135	<0.000498	<0.000511	<0.000655	<0.000417	<0.000456
	3/15/2023	<0.000533	<0.000475	<0.000411	<0.000551	<0.00124	<0.00124	<0.00828	<0.000644	<0.000468	<0.000442	<0.000801	<0.000643	<0.00204	<0.00118	<0.000472	<0.000919	<0.000590	<0.000667	<0.000714	<0.000513	<0.00160	<0.000613	<0.00135	<0.000498	<0.000511	<0.000655	<0.000417	<0.000456
	3/23/2023	<0.000533	<0.000475	<0.000411	<0.000551	<0.00124	<0.00124	<0.00828	<0.000644	<0.000468	<0.000442	<0.000801	<0.000643	<0.00204	<0.00118	<0.000472	<0.000919	<0.000590	<0.000667	<0.000714	<0.000513	<0.00160	<0.00613	<0.00135	<0.000498	<0.000511	<0.000655	<0.000417	<0.000456
	3/29/2023	<0.000533	<0.000475	<0.000411	<0.000551	<0.00124	<0.00124	<0.00828	<0.000644	<0.000468	<0.000442	<0.000801	<0.000643	<0.00204	<0.00118	<0.000472	<0.000919	<0.000590	<0.000667	<0.000714	<0.000513	<0.00160	<0.000613	<0.00135	<0.000498	<0.000511	<0.000655	<0.000417	<0.000465
	4/6/2023	<0.000533	<0.000475	<0.000411	<0.000551	<0.00124	<0.00124	<0.00828	<0.000644	<0.000468	<0.000442	<0.000801	<0.000643	<0.00204	<0.00118	<0.000472	<0.000919	<0.000590	<0.000667	<0.000714	<0.000513	<0.00160	<0.000613	<0.00135	<0.000498	<0.000511	<0.000655	<0.000417	<0.000465
	4/14/2023	<0.000533	<0.000475	<0.000411	<0.000551	<0.00124	<0.00124	<0.00828	<0.000644	<0.000468	<0.000442	<0.000801	<0.000643	<0.00204	<0.00118	<0.000472	<0.000919	<0.000590	<0.000667	<0.000714	<0.000513	<0.00160	<0.000613	<0.00135	<0.000498	<0.000511	<0.000655	<0.000417	<0.000465
	4/26/2023	<0000533	<0.000475	<0.000411	<0.000511	<0.00124	<0.00124	<0.00828	<0.000644	<0.000468	<0.000442	<0.000801	<0.000643	<0.00204	<0.00118	<0.000472	<0.000919	<0.000590	<0.000667	<0.000714	<0.0000513	<0.00160	<0.000613	<0.00135	<0.000498	<0.000511	<0.000655	<0.000417	<0.000465
MW-2	5/26/2020	0.00901	0.0299	0.0069	0.0186	0.0545	0.0731	<0.00270	<0.000286	0.000270 J	<0.000195	<0.00500	<0.000259	NA	<0.000214	<0.000183	0.000660	<0.000285	<0.000396	<0.000174	<0.000199	<0.000481	0.00223	<0.00200	0.000570 J	<0.000228	<0.000162	0.0125	0.00704
	6/30/2020	0.0124	0.0193	0.0187	0.0196	0.0903	0.110	<0.0500	<0.00100	<0.00100	<0.00100	<0.00100	<0.00100	NA	<0.00100	<0.00100	<0.00100	<0.00100	<0.00500	<0.00100	<0.00100	<0.00500	0.00667	<0.0100	0.00243	<0.00100	<0.00100	0.0231	0.00815
	8/20/2020	0.0148	0.0172	0.0182	0.0160	0.0802	0.0962	<0.0500	<0.00100	<0.00100	<0.00100	<0.00100	<0.00100	NA	<0.00100	<0.00100	<0.00100	<0.00100	<0.00500	<0.00100	<0.00100	<0.00500	0.00640	<0.0100	0.00170	<0.00100	<0.00100	0.0145	0.00421
	10/23/2020	0.0250	0.00730	0.0248	0.0186	0.110	0.129	NA											NA										
	11/24/2020	0.0358	0.0613	0.0503	0.0465	0.221	0.2675	<0.00270	<0.000286	<0.000199	<0.000195	<0.000500	<0.000259	NA	<0.000214	<0.000183	0.00143	<0.000285	<0.000396	<0.000174	<0.000199	<0.000481	0.0189	0.00242 J	<0.000179	<0.000228	<0.000162	0.0590	0.0149
	12/18/2020	0.0263	0.0260	0.0369	0.0240	0.165	0.189	<0.00270	<0.000286	<0.000199	<0.000195	<0.000500	<0.000259	NA	<0.000214	<0.000183	0.00113	<0.000285	<0.000396	<0.000174	<0.000199	<0.000481	0.0148	<0.00200	0.00486	<0.000228	<0.000162	0.0467	0.0121
	12/23/2020	0.0299	0.0358	0.0381	0.0266	0.156	0.183	<0.00270	<0.000286	<0.000199	<0.000195	<0.000500	<0.000259	NA	<0.000214	<0.000183	0.00101	<0.000285	<0.000396	<0.000174	<0.000199	<0.000481	0.0135	<0.00200	0.00408	<0.000228	<0.000162	0.0406	0.0102
	12/30/2020	0.0200	0.0242	0.0185	0.0146	0.0592	0.0738	<0.00270	0.000550 J	0.000680 J	<0.000195	<0.000500	<0.000259	NA	<0.000214	<0.000183	0.000540 J	<0.000285	<0.000396	<0.000174	<0.000199	<0.000481	0.00603	<0.00200	0.00170	<0.000228	<0.000162	0.0116	0.00533
	1/6/2021	0.0200	0.0169	0.0231	0.0169	0.118	0.135	<0.00270	0.000390 J	0.00117	<0.000195	<0.000500	<0.000259	NA	<0.000214	<0.000183	0.00105	0.000500 J	<0.000396	<0.000174	<0.000199	<0.000481	0.00815	<0.00200	0.00267	0.000800 J	<0.000162	0.0339	0.0103
	1/12/2021	0.0193	0.0185	0.0198	0.0144	0.0922	0.107	<0.00270	0.000690 J	<0.000199	<0.000195	<0.000500	<0.000259	NA	<0.000214	<0.000183	0.000710 J	<0.000285	<0.000396	<0.000174	<0.000199	<0.000481	0.00756	<0.00200	0.00242	<0.000228	<0.000162	0.0259	0.00698
	1/20/2021	0.0229	0.0169	0.0190	0.0136	0.0829	0.0965	0.00394 J	0.000400 J	<0.000199	<0.000195	<0.000500	<0.000259	NA	<0.000214	<0.000183	0.000470 J	<0.000285	<0.000396	<0.000174	<0.000199	<0.000481	0.00640	<0.00200	0.00177	<0.000228	<0.000162	0.0202	0.00517
	1/27/2021	0.0298	0.0276	0.0282	0.0269	0.155	0.182	0.00504 J	0.00103	<0.000199	<0.000195	<0.000500	<0.000259	NA	<0.000214	<0.000183	0.00116	<0.000285	<0.000396	<0.000174	<0.000199	<0.000481	0.0117	<0.00200	0.00343	<0.000228	<0.000162	0.0500	0.0129
	2/3/2021	0.0286	0.0392	0.0258	0.0236	0.111	0.135	<0.00270	<0.000286	0.000850 J	<0.000195	<0.000500	<0.000259	NA	<0.000214	<0.000183	0.000590 J	<0.000285	<0.000396	<0.000174	<0.000199	<0.000481	0.00817	<0.00200	0.00240	<0.000228	<0.000162	0.0267	0.00674
	2/10/2021	0.0307	0.0201	0.0329	0.0210	0.159	0.180	<0.00575	0.000870 J	<0.000199	<0.000195	<0.000500	<0.000259	NA	<0.000214	<0.000183	0.000940 J	<0.000285	<0.000396	<0.000174	<0.000199	<0.000481	0.0120	<0.00200	0.00331	<0.000228	<0.000162	0.0407	0.00994
	2/24/2021	0.0218	0.0122	0.0164	0.0111	0.0749	0.086	<0.00575	0.000370 J	0.000640 J	<0.000195	<0.000500	<0.000259	NA	<0.000214	<0.000183	0.000480 J	<0.000285	<0.000396	<0.000174	<0.000199	<0.000481	0.0060	<0.00200	0.00175	<0.000228	<0.000162	0.0191	0.00496
	3/4/2021	0.0264	0.0232	0.0320	0.0212	0.142	0.163	<0.00575	0.000430 J	0.00131	<0.000195	<0.000500	<0.000259	NA	<0.000214	<0.000183	0.000930 J	<0.000285	<0.000396	<0.000174	<0.000199	<0.000481	0.0115	<0.00200	0.00390	<0.000228	<0.000162	0.0403	0.0100
	3/10/2021	0.0269	0.0234	0.0271	0.0206	0.117	0.138	<0.00575	<0.000286	0.000970 J	<0.000195	<0.00100	<0.000259	NA	<0.000214	<0.000183	0.000720 J	<0.000285	<0.00500	<0.000174	<0.00100	<0.000481	0.00931	<0.00200	0.00281	<0.000228	<0.000162	0.0287	0.00720
	3/17/2021	0.0238	0.0237	0.0257	0.0190	0.113	0.132	<0.0500	<0.00100	0.00113	<0.00100	<0.00100	<0.000259	NA	<0.00100	<0.00100	<0.00100	<0.00500	<0.00500	<0.00500	<0.00100	<0.00500	0.00923	<0.0100	0.00305	<0.00100	<0.00100	0.0315	0.00821
	3/25/2021	0.0209	0.0281	0.0202	0.0165	0.0892	0.106	<0.0500	<0.00100	0.000799 J	0.00134	<0.00100	<0.00100	<0.0100	<0.00100	<0.00100	0.000610 J	<0.00100	<0.00500	<0.00100	<0.00100	<0.00500	0.00725	<0.0100	0.00229	<0.00100	<0.00100	0.0224	<0.00100
	3/31/2021	0.0298	0.0107	0.0177	0.0203	0.124	0.144	<0.00270	<0.000286	0.00137	<0.000195	<0.000500	<0.00100	<0.0100	0.00151	<0.000183	0.00109	<0.000285	<0.000396	<0.000174	<0.000199	<0.000481	0.0133	<0.00200	0.00295	<0.000228	0.000631 J	0.0426	0.0107
	4/8/2021	0.0226	0.0217	0.0210	0.0175	0.0990	0.117	<0.00270	0.000640 J	<0.000199	<0.000195	<0.000500	<0.000259	<0.000318	<0.000214	<0.000183	0.000579 J	<0.000285	<0.000396	<0.000174	<0.000199	<0.000481	0.00799	<0.00200	0.00235	<0.000228	<0.000162	0.0237	<0.000279
	4/15/2021	0.0260	0.0132	0.0236	0.0176	0.129	0.147	<0.00270	<0.000286	<0.000199	<0.000195	<0.000500	<0.000259	<0.000318	<0.000214	<0.000183	0.000925 J	<0.000285	<0.000396	<0.000174	<0.000199	<0.000481	0.0102	<0.00200	0.00320	<0.000228	<0.000162	0.0381	0.00968
	4/21/2021	0.0220	0.00991	0.0180	0.0162	0.118	0.134	<0.00270	0.000776 J	0.00121	<0.000195	<0.000500	<0.000259	<0.000318	<0.000214	<0.000183	0.000901 J	<0.000285	<0.000396	<0.000174	<0.000199	<0.000481	0.0106	<0.00200	0.00267	<0.000228	<0.000623	0.0364	<0.000279
	4/28/2021	0.0320	0.0265	0.0408	0.0297	0.187	0.217	<0.00270	0.00121	0.00159	<0.000195	<0.000500	<0.000259	<0.000318	<0.000214	<0.000183	0.00127	<0.000285	<0.000396	<0.000174	<0.000199	<0.000481	0.0159	<0.00200	0.00438	<0.000228	<0.000623	0.0496	0.0126
	5/5/2021	0.0234	0.0123	0.0180	0.0147	0.115	0.130	<0.00270	0.000841 J	0.00124	<0.000195	<0.000500	<0.000259	<0.000318	<0.000214	<0.000183	0.000766 J	<0.000285	<0.000396	<0.000174	<0.000199	<0.000481	0.00959	<0.00200	0.00274	<0.000228	<0.000623	0.0331	<0.000279
	5/13/2021	0.0273	0.00926	0.0180	0.0165	0.115	0.132	<0.00270	<0.000286	0.00123	<0.000195	<0.000500	<0.000259	<0.000318	<0.000214	<0.000183	0.000996 J	<0.000285	<0.000396	<0.000174	<0.000199	<0.000481	0.0112	<0.00200	0.00303	<0.000228	<0.000623	0.0396	0.00983
	5/19/2021	0.0246	0.0111	0.0276	0.0160	0.127	0.143	<0.00270	0.000834 J	0.00115	<0.000195	<0.000500	<0.000259	<0.000318	<0.000214	<0.000183	0.000937 J	<0.000285	<0.000396	<0.000174	<0.000199	<0.000481	0.0106	<0.00200	0.00354	<0.000228	<0.000623	0.0374	0.00933
	5/27/2021	0.0346	0.0127	0.0287	0.0166	0.139	0.156	<0.00270	<0.000286	0.00145	<0.000195	<0.000500	<0.000259	<0.000318	<0.000214	<0.000183	0.00116	<0.000285	<0.000396	<0.000174	<0.000199	<0.000481	0.0111	<0.00200	0.00399	<0.000228	<0.000623	0.0453	0.0114
	6/2/2021	0.0257	0.00773	0.0277	0.0139	0.149	0.163	<0.00270	0.000614 J	0.00150	<0.000195	<0.000500	0.00495	0.00444 J	<0.000214	<0.000183	0.00122	<0.000285	<0.000396	<0.000174	<0.000199	0.00559	0.0128	<0.00200	0.00408	<0.000228	<0.000623	0.0455	0.0117
	6/10/2021	0.0288	0.00860	0.0318	0.0153	0.165	0.180	<0.00270	<0.000286	0.00160	<0.000195	<0.000500	<0.000259	<0.000318	<0.000214	<0.000183	0.00129	<0.000285	<0.000396	<0.000174	<0.000199	<0.000481	0.0137	<0.00200	0.00445	<0.000228	<0.000623	0.0522	0.0129
	6/16/2021	0.0291	0.00754	0.0243	0.0135	0.148	0.162	<0.00270	<0.000286	0.00137	<0.000195	<0.000500	<0.000259	<0.000318	<0.000214	<0.000183	0.00113	<0.000285	<0.000396	<0.000174	<0.000199	<0.000481	0.0130	<0.00200	0.00342	<0.000228	<0.000623	0.0442	0.0109

ENSOLUM

TABLE 1
GROUNDWATER SAMPLING (VOCs) ANALYTICAL DATA SUMMARY
Levey Well
Oxy Permian Ltd.
Hobbs, New Mexico
Ensolum Project No. 03B1417001 / 03B1417002

Sample Designation	Date	VOCs (mg/l)																											
		Benzene	Toluene	Ethylbenzene	o-Xylene	m,p-Xylenes	Total Xylenes	Methyl ethyl ketone (2-Butanone)	n-Butylbenzene	Sec-Butylbenzene	tert-Butylbenzene	Tetrachloroeth(y)lene	Chloroform	Chloromethane	2-Chlorotoluene	4-Chlorotoluene	p-Cymene (p-Isopropyltoluene)	1,2-Dichloroethane	1,2-Dichloropropane	cis-1,2-Dichloroeth(y)lene	1,4-Dichlorobenzene	1,1-Dichloropropene	Isopropylbenzene	Naphthalene	n-Propylbenzene	1,1,2-Trichloroethane	Styrene	1,2,4-Trimethylbenzene	1,3,5-Trimethylbenzene
20 NMAC 6.2 Water Quality - Ground and Surface Water Protection Human Health Standards		0.005	1	0.7	NE	NE	0.62	NE	NE	NE	NE	0.005	0.1	NE	NE	NE	NE	0.005	0.005	NE	0.075	NE	NE	0.03	NE	0.01	0.1	NE	NE
MW-2	6/22/2021	0.0371	0.0110	0.0312	0.0196	0.181	0.201	<0.00270	<0.000286	0.00136	<0.000195	<0.000500	<0.000259	<0.000318	<0.000214	<0.000183	0.00108	<0.000285	<0.000396	<0.000174	<0.000199	<0.000481	0.0147	<0.00200	0.00362	<0.000228	<0.000623	0.0510	0.0126
	6/30/2021	0.0269	0.0055	0.0216	0.0131	0.151	0.164	<0.00270	<0.000286	0.00159	<0.000195	<0.000500	<0.000259	<0.000318	<0.000214	<0.000183	0.00134	<0.000285	<0.000396	<0.000174	<0.000199	<0.000481	0.0139	<0.00200	0.00359	<0.000228	<0.000623	0.0518	0.0130
	7/1/2021	Levey Well Now Running Full Time																											
	7/7/2021	0.0415	0.00962	0.0343	0.0215	0.235	0.257	<0.00270	<0.000286	0.00225	<0.000195	<0.000500	<0.000259	<0.000318	<0.000214	<0.000183	0.00186	<0.000285	<0.000396	<0.000174	<0.000199	<0.000481	0.0192	<0.00200	0.00525	<0.000228	<0.000623	0.0790	0.0193
	7/14/2021	0.0382	0.0335	0.0352	0.0299	0.149	0.177	<0.00270	<0.000286	0.00136	<0.000195	<0.000500	<0.000259	<0.000318	<0.000214	<0.000183	0.00103	<0.000285	<0.000396	<0.000174	<0.000199	<0.000481	0.0120	<0.00200	0.00352	<0.000228	<0.000623	0.0437	0.0110
	7/20/2021	0.0269	0.0104	0.0179	0.0166	0.116	0.133	<0.00270	<0.000286	0.00101	<0.000195	<0.000500	<0.000259	<0.000318	<0.000214	<0.000183	0.00130	<0.000285	<0.000396	<0.000174	<0.000199	<0.000481	0.00625	<0.00200	0.00182	<0.000228	<0.000623	0.0324	0.0117
	7/27/2021	0.0306	0.00861	0.0230	0.0154	0.117	0.129	<0.00270	<0.000286	0.00101	<0.000195	<0.000500	<0.000259	<0.000318	<0.000214	<0.000183	0.00111	<0.000285	<0.000396	<0.000174	<0.000199	<0.000481	0.00944	<0.00200	0.00258	<0.000228	<0.000623	0.0408	0.0118
	8/5/2021	0.0262	0.00661	0.0194	0.0108	0.113	0.124	<0.00270	<0.000286	0.000857 J	<0.000195	<0.000500	<0.000259	<0.000318	<0.000214	<0.000183	0.000760 J	<0.000285	<0.000396	<0.000714	<0.000199	<0.000481	0.00898	<0.00200	0.00229	<0.000228	<0.000623	0.0274	0.00745
	8/11/2021	0.0280	0.00571	0.0272	0.0116	0.278	0.297	<0.00270	<0.000286	0.00145	<0.000195	<0.000500	<0.000259	<0.000318	<0.000214	<0.000183	0.00118	<0.000285	<0.000396	<0.000714	<0.000199	<0.000481	0.0126	<0.00200	0.00370	<0.000228	<0.000623	0.0465	0.0123
	8/19/2021	0.0303	0.00626	0.0341	0.0141	0.324	0.347	<0.00270	<0.000266	0.00232	<0.000195	<0.000500	<0.000259	<0.000318	<0.000214	<0.000183	0.00178	<0.000285	<0.000396	<0.000174	<0.000199	<0.000481	0.0188	<0.00200	0.00576	<0.000228	<0.000623	0.0629	0.0168
	8/25/2021	0.0256	0.00530	0.0148	0.00844	0.0847	0.0931	<0.00270	<0.000286	0.000740 J	<0.000195	<0.000500	<0.000259	<0.000318	<0.000214	<0.000183	0.000660 J	<0.000285	<0.000396	<0.000174	<0.000199	<0.000481	0.00608	<0.00200	0.00169	<0.000228	<0.000623	0.0225	0.00510
	9/2/2021	0.0289	0.00557	0.0287	0.0135	0.295	0.317	<0.00270	0.00107	0.00155	<0.000195	<0.000500	<0.000259	<0.000318	<0.000214	<0.000183	0.00130	<0.000285	<0.000396	<0.000174	<0.000199	<0.000481	0.0151	<0.00200	0.00391	<0.000228	<0.000623	0.0499	0.0131
	9/8/2021	0.0308	0.00410	0.0245	0.0106	0.204	0.217	<0.00270	<0.000286	<0.000199	<0.000195	<0.000500	<0.000259	<0.000318	<0.000214	<0.000183	0.00130	<0.000285	<0.000396	<0.000174	<0.000199	<0.000481	0.0137	<0.00200	0.00370	<0.000228	<0.000623	0.0558	<0.000279
	9/14/2021	0.0310	0.00503	0.0350	0.0138	0.339	0.362	<0.00270	<0.000286	<0.000199	<0.000195	<0.000500	<0.000259	<0.000318	<0.000214	<0.000183	0.00138	<0.000285	<0.000396	<0.000174	<0.000199	<0.000481	0.0169	<0.00200	0.00509	<0.000228	<0.000623	0.0580	0.0150
	9/21/2021	0.0294	0.00288	0.0136	0.0141	0.135	0.149	<0.00270	<0.000286	0.00179	<0.000195	<0.000500	<0.000259	<0.000318	<0.000214	<0.000183	0.00150	<0.000285	<0.000396	<0.000174	<0.000199	<0.000481	0.0144	<0.00200	0.00296	<0.000228	<0.000623	0.0549	0.0132
	9/29/2021	0.0179	0.00311	0.0221	0.00740	0.115	0.122	<0.00270	<0.000286	<0.000199	<0.000195	<0.000500	<0.000259	<0.000318	<0.000214	<0.000183	0.000781 J	<0.000285	<0.000396	<0.000174	<0.000199	<0.000481	0.0103	<0.00200	0.00278	<0.000228	<0.000623	0.0265	0.00707
	10/7/2021	0.0221	0.00389	0.0214	0.00873	0.125	0.134	<0.00270	<0.000286	0.00101	<0.000195	<0.000500	<0.000259	<0.000318	<0.000214	<0.000183	0.000840 J	<0.000285	<0.000396	<0.000174	<0.000199	<0.000481	0.00824	<0.00200	0.00245	<0.000228	<0.000623	0.0310	0.00853
	10/13/2021	0.0239	0.0106	0.0223	0.0150	0.123	0.138	<0.00270	<0.000286	<0.000199	<0.000195	<0.000500	<0.000259	<0.000318	<0.000214	<0.000183	0.000684 J	<0.000285	<0.000396	<0.000174	<0.000199	<0.000481	0.00784	<0.00200	0.00193	<0.000228	<0.000623	0.0306	0.00840
	10/21/2021	0.0189	0.00361	0.0145	0.00749	0.107	0.114	<0.00270	<0.000286	0.00115	<0.000195	<0.000500	<0.000259	<0.000318	<0.000214	<0.000183	0.000918 J	<0.000285	<0.000396	<0.000174	<0.000199	<0.000481	0.0101	<0.00200	0.00253	<0.000228	<0.000623	0.0316	0.00875
	11/5/2021	0.0200	0.00476	0.0173	0.00743	0.0901	0.0975	<0.00270	<0.000286	<0.000199	<0.000195	<0.000500	<0.000259	<0.000318	<0.000214	<0.000183	0.000616 J	<0.000285	<0.000396	<0.000174	<0.000199	<0.000481	0.00733	<0.00200	0.00210	<0.000228	<0.000623	0.0223	0.00602
	11/11/2021	0.0221	0.00254	0.0192	0.00754	0.125	0.133	<0.00270	0.000898 J	0.00133	0.00234	<0.000500	<0.000259	<0.000318	<0.000214	<0.000183	0.000949 J	<0.000285	<0.000396	<0.000174	<0.000199	<0.000481	0.00971	<0.00200	0.00268	<0.000228	<0.000623	0.0376	0.00937
	11/18/2021	0.0331	0.00352	0.0311	0.0184	0.336	0.359	<0.00270	0.00130	0.00389	<0.000195	<0.000500	<0.000259	<0.000318	<0.000214	<0.000183	0.00305	<0.000285	<0.000396	<0.000174	<0.000199	<0.000481	0.0289	<0.00200	0.00724	<0.000228	<0.000623	0.116	0.0299
	11/24/2021	0.0207	0.00681	0.0266	0.0130	0.123	0.136	<0.0500	<0.00100	0.00110	<0.00100	<0.00100	<0.00100	<0.0100	<0.00100	<0.00100	0.000749 J	<0.00100	<0.00500	<0.00100	<0.00100	<0.00500	0.0107	<0.0100	0.00312	<0.00100	<0.00100	0.0296	0.00811
	12/1/2021	0.0189	0.00198	0.0143	0.00529	0.0813	0.0866	<0.00270	<0.000286	<0.000199	<0.000195	<0.000500	<0.000259	<0.000318	<0.000214	<0.000183	0.000506 J	<0.000285	<0.000396	<0.000174	<0.000199	<0.000481	0.00604	<0.00200	0.00163	<0.000228	<0.000623	0.0194	0.00496
	12/8/2021	0.0377	0.0208	0.0448	0.0298	0.271	0.309	<0.00270	0.00130	0.00175	<0.000195	<0.000500	<0.000259	<0.000318	<0.000214	<0.000183	0.00128	<0.000285	<0.000396	<0.000174	<0.000199	<0.000481	0.0166	<0.00200	0.00500	<0.000228	<0.000623	0.0542	0.0143
	12/16/2021	0.0270	0.00490	0.0225	0.0129	0.227	0.249	<0.00270	<0.000286	<0.000199	<0.000195	<0.000500	<0.000259	<0.000318	<0.000214	<0.000183	0.000875 J	<0.000285	<0.000396	<0.000174	<0.000199	<0.000481	0.00712	<0.00200	<0.000179	<0.000228	<0.000623	0.0396	0.00959
	12/22/2021	0.0351	0.0155	0.0376	0.0216	0.282	0.315	<0.00270	<0.000286	0.00168	<0.000195	<0.000500	<0.000259	<0.000318	<0.000214	<0.000183	0.00135	<0.000285	<0.000396	<0.000174	<0.000199	<0.000481	0.0129	<0.00200	0.00448	<0.000228	<0.000623	0.0528	0.0139
	12/29/2021	0.0257	0.0232	0.0131	0.0147	0.0738	0.0885	<0.00270	<0.000286	0.000412 J	<0.000195	<0.000500	<0.000259	<0.000318	<0.000214	<0.000183	0.000356 J	<0.000285	<0.000396	<0.000174	<0.000199	<0.000481	0.00356	<0.00200	0.000712 J	<0.000228	<0.000623	0.0148	0.00395
	1/6/2022	0.0360	0.00656	0.0309	0.0229	0.253	0.274	<0.00270	0.00192	0.00273	<0.000195	<0.000500	<0.000259	<0.000318	<0.000214	<0.000183	0.00265	<0.000285	<0.000396	<0.000174	<0.000199	<0.000481	0.0208	<0.00200	0.00488	<0.000228	<0.000623	0.108	0.0273
	1/12/2022	0.0205	0.00174	0.00106	0.0200	0.0949	0.115	<0.00270	<0.000286	0.00132	<0.000195	<0.000500	<0.000259	<0.000318	<0.00214	<0.000183	0.00184	<0.000285	<0.000396	<0.000174	<0.000199	<0.000481	0.00521	<0.00200	0.000546 J	<0.000228	<0.000623	0.0619	0.00491
	1/19/2022	0.0262	0.00733	0.0305	0.0147	0.229	0.249	<0.00270	0.00104	0.00147	<0.000195	<0.000500	<0.000259	<0.000318	<0.00214	<0.000183	0.00116	<0.000285	<0.000396	<0.000174	<0.000199	<0.000481	0.0142	<0.00200	0.00403	<0.000228	<0.000623	0.0435	0.0115
	1/26/2022	0.0331	0.00488	0.0137	0.00718	0.0755	0.0827	<0.00270	<0.0286	<0.000199	<0.000195	<0.000500	<0.000259	<0.000318	<0.000214	<0.000183	0.000314 J	<0.000285	<0.000396	<0.000174	<0.000199	<0.000481	0.00555	<0.00200	0.00112	<0.000228	<0.000623	0.0145	0.00380
	2/2/2022	Unable to Sample due to Incliment Weather. Booster Pump for Levey Well Damaged by Freeze.																											
	2/8/2022	0.0184	0.00572	0.0133	0.00676	0.0653	0.0721	<0.00270	<0.00286	0.000510 J	<0.000195	<0.000500	<0.000259	0.00165 J	<0.000214	<0.000183	0.000391 J	<0.000285	<0.000396	<0.000174	<0.000199	<0.000481	0.00544	<0.00200	0.00149	<0.000228	<0.000623	0.0150	0.00409
	2/16/2022	0.0357	0.0270	0.0391	0.0307	0.205	0.244	<0.00270	<0.00286	0.00119	<0.000195	<0.000500	<0.000259	<0.000318	<0.000214	<0.000183	0.000884 J	<0.000285	<0.000396	<0.000174	<0.000199	<0.000481	0.0127	<0.00200	0.00392	<0.000228	<0.000623	0.0393	0.0103
	2/25/2022	0.0341	0.00559	0.0206	0.0111	0.134	0.145	<0.00270	<0.0000286	<0.000199	<0.000195	<0.000500	<0.000259	<0.000318	<0.000214	<0.000183	0.000996 J	<0.000285	<0.000396	<0.000174	<0.000199	<0.000481	0.0114	<0.00200	0.00295	<0.000228	<0.000623	0.0386	0.00997
	3/3/2022	0.0370	0.00673	0.0378	0.0160	0.225	0.244	<0.00270	<0.0000286	0.00153	<0.000195	<0.000500	<0.000259	<0.000318	<0.000214	<0.000183	0.00117	<0.000285	<0.000396	<0.000174	<0.000199	<0.000481	0.0152	<0.00200	0.00456	<0.000228	<0.000623	0.0496	0.0126
	3/9/2022	0.0182	0.00790	0.0186	0.0131	0.0857	0.0988	<0.00270	<0.0000286	0.000910 J	<0.000195	<0.000500	<0.000259	<0.000318	<0.000214	<0.000183	0.000683 J	<0.000285	<0.000396	<0.000174	<0.000199	<0.000481	0.00640	<0.00200	0.00211	<0.000228	<0.000623	0.0240	0.00659
	3/14/2022	Booster Pump for Levey Well Repaired and Back on Running Full Time.																											
	3/16/2022	0.0200	0.00793	0.0209	0.0133	0.0947	0.108	<0.00270	<0.0000286	0.000759 J	<0.000195	<0.000500	<0.000259	<0.000318	<0.000214	<0.000183	0.000524 J	<0.000285	<0.000396	<0.000174	<0.000199	<0.000481	0.00753	<0.00200	0.00212	<0.000228	<0.000623	0.0216	0.00583
	3/24/2022	0.0400	0.0151	0.0490	0.0321	0.252	0.284	<0.00270	0.00104	0.00192	<0.000195	<0.000500	<0.000259	<0.000318	<0.000214	<0.000183	0.00135	<0.000285	<0.000396	<0.000174	<0.000199	<0.000481	0.0208	<0.00200	0.00487	<0.000228	<0.000623	0.0679	0.0170
	3/31/2022	0.0305	0.0309	0.0274	0.0311	0.267	0.311	<0.00270	0.00102	0.00142	<0.000195	<0.000500	<0.000259	<0.000318	<0.000214	<0.000183	0.00138	<0.000285	<0.000396	<0.000174	<0.000199	<0.000481	0.00896	<0.00200	0.00203	<0.000228	<0.000623	0.0551	0.0138
	4/6/2022	0.0303	0.0170	0.0140	0.0228	0.191	0.218	<0.00270	0.000939 J	0.00104	<0.000195	<0.000500	<0.000259	<0.000318	<0.000214	<0.000183	0.00128	<0.000285	<0.000396	<0.000174	<0.000199	<0.000481	0.00534	<0.00200	0.00110	<0.000228	<0.000623	0.0517	0.0136
	4/13/2022	0.0303	0.0271	0.0235	0.0218	0.135	0.157	<0.00270	<0.000286	<0.000199	<0.000195	<0.000500	<0.000259	<0.000318	<0.000214	<0.000183	0.000812 J	<0.000285	<0.000396	<0.000174	<0.000199	<0.000481	0.00770	<0.00200	0.00212	<0.000228	<0.000623	0.0368	0.00937
	4/20/2022	0.0246	0.0126	0.0157	0.0171	0.0994	0.117	<0.00270	<0.000286	<0.000199	<0.000195	<0.000500	<0.000259	<0.000318	<0.000214	<0.000183	0.000513 J	<0.000285	<0.000396	<0.000174	<0.000199	<0.000481	0.00439	<0.00200	0.000555 J	<0.000228	<0.000623	0.0224	0.00580
	4/28/2022	0.0384	0.0164	0.0617	0.0403	0.292	0.333	<0.00270	0.00162	0.00214	<0.000195	<0.000500	<0.000259	<0.000318	<0.000214	<0.000183	0.00176	<0.000285	<0.000396	<0.000174	<0.000199	<0.000481	0.0222	<0.00200	0.00675	<0.000228	<0.000623	0.0872	0.0220
	5/5/2022	0.0181	0.00219	0.0172	0.00988	0.110	0.120	<0.00270	0.000629 J	0.000796 J	<0.000195	<0.000500	<0.000259	<0.000318	<0.000214	<0.000183	0.000733 J	<0.000285	<0.000396	<0.000174	<0.000199	<0.000481	0.00608	<0.00200	0.00123	<0.000228	<0.000623	0.0276	0.00751
	5/10/2022	0.0197	0.00422	0.0184	0.0142	0.129	0.143	<0.00270	<0.000286	0.000957 J	<0.000195	<0.000500	<0.000259	<0.000318	<0.000214	<0.000183	0.000953 J	<0.000285	<0.000396	<0.000174	<0.000199	<0.000481	0.00681	<0.00200	0.00180	<0.000228	<0.000623	0.0367	0.00949
	5/19/2022	0.0329	0.00659	0.0505	0.0254	0.367	0.407	<0.00270	0.00159	<0.000199	<0.000195	<0.000500	<0.000259	<0.000318	<0.000214	<0.000183	0.00163	<0.000285	<0.000396	<0.000174	<0.000199	<0.000481	0.0196	<0.00200	0.00593	<0.000228	<0.000623	0.0645	0.0173
	5/26/2022	0.0238	0.00151	0.0208	0.00782	0.105	0.113	<0.00270	0.000780 J	0.00102	<0.000195	<0.000500	<0.000259	<0.000318	<0.000214	<0.000183	0.000846 J	<0.000285	<0.000396	<0.000174	<0.000199	<0.000481	0.00912	<0.00200	0.00268	<0.000228	<0.000623	0.0317	0.00846
	6/1/2022	0.0387	0.00639	0.0414	0.0212	0.230	0.253	<0.00270	<0.000286	0.00172	<0.000195	<0.000500	<0.000259	<0.000318	<0.000214	<0.000183	0.00147	<0.000285	<0.000396	<0.000174	<0.000199	<0.000481	0.0156	<0.00200	0.00395	<0.000228	<0.000623	0.0573	0.0153
	6/9/2022	0.0194	0.00241	0.0228	0.0102	0.118	0.128	<0.00270	<0.000286	0.00124	<0.000195	<0.000500	<0.000259	<0.000318	<0.000214	<0.000183	0.00104	<0.000285	<0.000396	<0.000174	<0.000199	<0.000481	0.0108	<0.00200	0.00304	<0.000228	<0.000623	0.0356	0.00926
	6/17/2022	0.0214	0.00267	0.0262	0.00984	0.126	0.136	<0.00270	0.00115	0.00161	<0.000195	<0.000500	<0.000259	<0.000318	<0.000214	<0.000183	0.00139	<0.000285	<0.000396	<0.000174	<0.000199	<0.000481	0.0132	<0.00200	0.00436	<0.000228	<0.000623	0.0490	0.0130
	6/23/2022	0.0235	0.00355	0.0311	0.0139	0.139	0.153	<0.00270	<0.000286	<0.000199	<0.000195	<0.000500	<0.000259	<0.000318	<0.000214	<0.000183	0.00120	<0.000285	<0.000396	<0.000174	<0.000199	<0.000481	0.0144	<0.00200	0.00410	<0.000228	<0.000623	0.0464	0.0121
	6/29/2022	0.0119	<0.000500	0.0113	0.00209	0.0579	0.0600	<0.00270	<0.000286	0.000827 J	<0.000195	<0.000500	<0.000259	<0.000318	<0.000214	<0.000183	0.000608 J	<0.000285	<0.000396	<0.000174	<0.000199	<0.000481	0.00741	<0.00200	0.00193	<0.000228	<0.000623	0.0213	0.00586
	7/7/2022	0.0222	0.00257	0.0243	0.00950	0.116	0.126	0.00808 J	<0.000286	<0.000199	<0.000195	<0.000500	<0.000259	<0.000318	<0.000214	<0.000183	0.000856 J	<0.000285	<0.000396	<0.000174	<0.000199	<0.000481	0.00988	<0.00200	0.00316	<0.000228	<0.000623	0.0323	0.00830
	7/13/2022	0.0195	0.00107	0.0116	0.00359	0.0559	0.0595	0.00500 J	0.000355 J	0.000525 J	<0.000195	<0.000500	<0.000259	<0.000318	<0.000214	<0.000183	0.000398 J	<0.000285	<0.000396	<0.000174	<0.000199	<0.000481	0.00497	<0.00200	0.00135	<0.000228	<0.000623	0.0153	0.00391
	7/20/2022	0.0210	0.00346	0.0220	0.0117	0.101	0.113	<0.00270	<0.000286	0.000916 J	<0.000195	<0.000500	<0.000259	<0.000318	<0.000214	<0.000183	0.000601 J	<0.000285	<0.000396	<0.000174	<0.000199	<0.000481	0.00757	<0.00200	0.00242	<0.000228	<0.000623	0.0293	0.00720
	7/27/2022	0.0177	0.00165	0.0178	0.00838	0.119	0.127	<0.00828	<0.000644	0.000911 J	<0.000442	<0.000801	<0.000643	<0.00204	<0.00118	<0.000472	0.000986 J	<0.000590	<0.000667	<0.000714	<0.000513	<0.00160	0.00677	<0.00135	0.00189	<0.000511	<0.000655	0.0369	0.00999
	8/4/2022	0.0245	0.00255	0.0242	0.00972	0.108	0.118	<0.00828	<0.000644	0.00102	<0.000442	<0.000801	<0.000643	<0.00204	<0.00118	<0.000472	<0.000919	<0.000590	<0.000667	<0.000714	<0.000513	<0.00160	0.00956	<0.00135	0.00311	<0.000511	<0.000655	0.0307	0.00826
	8/10/2022	0.0248	0.00167	0.0199	0.00758	0.0900	0.0976	<0.00828	<0.000644	0.000967 J	<0.000442	<0.000801	<0.000643	<0.00204	<0.00118	<0.000472	<0.000919	<0.000590	<0.000667	<0.000714	<0.000513	<0.00160	0.00986	<0.00135	0.00271	<0.000511	<0.000655	0.0309	0.00779

ENSOLUM

TABLE 1
GROUNDWATER SAMPLING (VOCs) ANALYTICAL DATA SUMMARY
Levey Well
Oxy Permian Ltd.
Hobbs, New Mexico
Ensolum Project No. 03B1417001 / 03B1417002

Sample Designation	Date	VOCs (mg/l)																											
		Benzene	Toluene	Ethylbenzene	o-Xylene	m,p-Xylenes	Total Xylenes	Methyl ethyl ketone (2-Butanone)	n-Butylbenzene	Sec-Butylbenzene	tert-Butylbenzene	Tetrachloroeth(y)ene	Chloroform	Chloromethane	2-Chlorotoluene	4-Chlorotoluene	p-Cymene (p-Isopropyltoluene)	1,2-Dichloroethane	1,2-Dichloropropane	cis-1,2-Dichloroeth(y)ene	1,4-Dichlorobenzene	1,1-Dichloropropene	Isopropylbenzene	Naphthalene	n-Propylbenzene	1,1,2-Trichloroethane	Styrene	1,2,4-Trimethylbenzene	1,3,5-Trimethylbenzene
20 NMAC 6.2 Water Quality - Ground and Surface Water Protection Human Health Standards		0.005	1	0.7	NE	NE	0.62	NE	NE	NE	NE	0.005	0.1	NE	NE	NE	NE	0.005	0.005	NE	0.075	NE	NE	0.03	NE	0.01	0.1	NE	NE
MW-2	8/18/2022	0.0247	0.00229	0.0277	0.0110	0.121	0.132	<0.00828	<0.000644	0.00118	<0.000442	<0.000801	<0.000643	<0.00204	<0.00118	<0.000472	0.00101	<0.000590	<0.000667	<0.000714	<0.000513	<0.00160	0.0115	<0.00135	0.00360	<0.000511	<0.000655	0.0390	0.0100
	8/24/2022	0.0162	0.00167	0.0235	0.0103	0.126	0.136	<0.0500	<0.00100	0.00106	<0.00100	<0.00100	<0.00100	<0.0100	<0.00200	<0.00100	<0.00100	<0.00100	<0.00500	<0.00100	<0.00100	<0.00500	0.0103	<0.0100	0.00274	<0.00100	<0.00100	0.0347	0.00917
	8/31/2022	0.0326	0.00259	0.0498	0.0181	0.247	0.266	<0.00828	<0.000644	0.00259	<0.000442	<0.000801	<0.000643	<0.00204	<0.00118	<0.000472	0.00211	<0.000590	<0.000667	<0.000714	<0.000513	<0.00160	0.0251	<0.00135	0.00714	<0.000511	<0.000655	0.0832	0.0203
	9/15/2022	0.0145	0.000532 J	0.0194	0.00648	0.0978	0.104	<0.00828	<0.000644	0.00116	<0.000442	<0.000801	<0.000643	<0.00204	<0.00118	<0.000472	<0.000919	<0.000590	<0.000667	<0.000714	<0.000513	<0.00160	0.0100	<0.00135	0.00282	<0.000511	<0.000655	0.0270	0.00712
	9/22/2022	0.0208	0.00243	0.0289	0.0139	0.139	0.153	<0.00828	<0.000644	0.00137	<0.000442	<0.000801	<0.000643	<0.00204	<0.00118	<0.000472	0.000992 J	<0.000590	<0.000667	<0.000714	<0.000513	<0.00160	0.0127	<0.00135	0.00361	<0.000511	<0.000655	0.0393	0.00971
	9/28/2022	0.0155	0.00113	0.0133	0.00514	0.0584	0.0635	<0.00828	<0.000644	0.000720 J	<0.000442	<0.000801	<0.000643	<0.00204	<0.00118	<0.000472	<0.000919	<0.000590	<0.000667	<0.000714	<0.000513	<0.00160	0.00651	<0.00135	0.00178	<0.000511	<0.000655	0.0201	0.00465
	10/4/2022	0.0181	0.00323	0.0272	0.0131	0.127	0.140	<0.00828	<0.000644	0.00142	<0.000442	<0.000801	<0.000643	<0.00204	<0.00118	<0.000472	0.000948 J	<0.000590	<0.000667	<0.000714	<0.000513	<0.00160	0.0127	<0.00135	0.00381	<0.000511	<0.000655	0.0351	0.00863
	10/14/2022	0.0185	0.00378	0.0230	0.0128	0.105	0.118	<0.00828	<0.000644	0.000951 J	<0.000442	<0.000801	<0.000643	<0.00204	<0.00118	<0.000472	<0.000919	<0.000590	<0.000667	<0.000714	<0.000513	<0.00160	0.00944	<0.00135	0.00276	<0.000511	<0.000655	0.0265	0.00672
	10/19/2022	0.0141	0.00301	0.0156	0.00858	0.0773	0.0859	<0.00828	<0.000644	<0.000468	<0.000442	<0.000801	<0.000643	<0.00204	<0.00118	<0.000472	<0.000919	<0.000590	<0.000667	<0.000714	<0.000513	<0.00160	0.00722	<0.00135	0.00209	<0.000511	<0.000655	0.0222	0.00535
	10/27/2022	0.0163	0.00752	0.0186	0.0133	0.0934	0.107	<0.00828	<0.000644	0.00140	<0.000442	<0.000801	<0.000643	<0.00204	<0.00118	<0.000472	0.00129	<0.000590	<0.000667	<0.000714	<0.000513	<0.00160	0.00687	<0.00135	0.00218	<0.000511	<0.000655	0.0192	0.00612
	11/2/2022	0.0150	0.00408	0.0147	0.00992	0.0750	0.0849	<0.00828	<0.000644	<0.000468	<0.000442	<0.000801	<0.000643	<0.00204	<0.00118	<0.000472	<0.000919	<0.000590	<0.000667	<0.000714	<0.000513	<0.00160	0.00716	<0.00135	0.00189	<0.000511	<0.000655	0.0191	0.00516
	11/9/2022	0.0126	0.00375	0.00933	0.00634	0.0463	0.0526	<0.00828	<0.000644	0.000498 J	<0.000442	<0.000801	<0.000643	<0.00204	<0.00118	<0.000472	<0.000919	<0.000590	<0.000667	<0.000714	<0.000513	<0.00160	0.00395	<0.00135	0.00122	<0.000511	<0.000655	0.0102	0.00296
	11/16/2022	0.0163	0.00422	0.0144	0.00890	0.0668	0.0757	<0.00828	<0.000644	<0.000468	<0.000442	<0.000801	<0.000643	<0.00204	<0.00118	<0.000472	<0.000919	<0.000590	<0.000667	<0.000714	<0.000513	<0.00160	0.00688	<0.00135	0.00182	<0.000511	<0.000655	0.0210	0.00478
	11/30/2022	0.0125	0.00266	0.00651	0.00407	0.0290	0.0331	<0.00828	<0.000644	<0.000468	<0.000442	<0.000801	<0.000643	<0.00204	<0.00118	<0.000472	<0.000919	<0.000590	<0.000667	<0.000714	<0.000513	<0.00160	0.00325	<0.00135	0.00100	<0.000511	<0.000655	0.00888	0.00209
	12/9/2022	0.0133	0.00193	0.0135	0.00773	0.0721	0.0798	<0.00828	<0.000644	0.000945 J	<0.000442	<0.000801	<0.000643	<0.00204	<0.00118	<0.000472	<0.000919	<0.000590	<0.000667	<0.000714	<0.000513	<0.00160	0.00830	<0.00135	0.00232	<0.000511	<0.000655	0.0238	0.00582
	12/15/2022	0.0148	0.00512	0.0172	0.01210	0.0864	0.0985	<0.00828	<0.000644	0.00102	<0.000442	<0.000801	<0.000643	<0.00204	<0.00118	<0.000472	<0.000919	<0.000590	<0.000667	<0.000714	<0.000513	<0.00160	0.00860	<0.00135	0.00233	<0.000511	<0.000655	0.0247	0.00598
	12/21/2022	0.0139	0.00276	0.0150	0.00894	0.0679	0.0768	<0.00828	<0.000644	<0.000468	<0.000442	<0.000801	<0.000643	<0.00204	<0.00118	<0.000472	<0.000919	<0.000590	<0.000667	<0.000714	<0.000513	<0.00160	0.00801	<0.00135	0.00229	<0.000511	<0.000655	0.0184	0.00481
	12/29/2022	0.0189	0.00554	0.0148	0.01090	0.0583	0.0692	<0.00828	<0.000644	0.000482 J	<0.000442	<0.000801	<0.000643	<0.00204	<0.00118	<0.000472	<0.000919	<0.000590	<0.000667	<0.000714	<0.000513	<0.00160	0.00533	<0.00135	0.00143	<0.000511	<0.000655	0.0130	0.00340
	1/4/2023	0.0171	0.00237	0.0141	0.00970	0.0788	0.0885	<0.00828	<0.000644	0.000971 J	<0.000442	<0.000801	<0.000643	<0.00204	<0.00118	<0.000472	<0.000919	<0.000590	<0.000667	<0.000714	<0.000513	<0.00160	0.00890	<0.00135	0.00234	<0.000511	<0.000655	0.0257	0.00599
	1/13/2023	0.0108	0.00141	0.00784	0.00466	0.0387	0.0434	<0.00828	<0.000644	<0.000468	<0.000442	<0.000801	<0.000643	<0.00204	<0.00118	<0.000472	<0.000919	<0.000590	<0.000667	<0.000714	<0.000513	<0.00160	0.00527	<0.00135	0.00122	<0.000511	<0.000655	0.0123	0.00280
	1/19/2023	0.0140	0.00274	0.00951	0.00742	0.0484	0.0558	<0.00828	<0.000644	0.000586 J	<0.000442	<0.000801	<0.000643	<0.00204	<0.00118	<0.000472	<0.000919	<0.000590	<0.000667	<0.000714	<0.000513	<0.00160	0.00538	<0.00135	0.00141	<0.000511	<0.000655	0.0129	0.00326
	1/25/2023	0.0115	0.00124	0.00655	0.00433	0.0294	0.0337	<0.00828	<0.000644	<0.000468	<0.000442	<0.000801	<0.000643	<0.00204	<0.00118	<0.000472	<0.000919	<0.000590	<0.000667	<0.000714	<0.000513	<0.00160	0.00327	<0.00135	0.000899 J	<0.000511	<0.000655	0.00796	0.00205
	2/2/2023	0.0138	0.00114	0.00696	0.00447	0.0352	0.0397	<0.00828	<0.000644	0.000511 J	<0.000442	<0.000801	<0.000643	<0.00204	<0.00118	<0.000472	<0.000919	<0.000590	<0.000667	<0.000714	<0.000513	<0.00160	0.00437	<0.00135	0.00111	<0.000511	<0.000655	0.0103	0.00276
	2/8/2023	0.0165	0.00284	0.0187	0.01190	0.0787	0.0906	<0.00828	<0.000644	0.000970 J	<0.000442	<0.000801	<0.000643	<0.00204	<0.00118	<0.000472	<0.000919	<0.000590	<0.000667	<0.000714	<0.000513	<0.00160	0.00892	<0.00135	0.00274	<0.000511	<0.000655	0.0232	0.00621
	2/17/2023	0.0139	0.00624	0.00991	0.00823	0.0486	0.0568	<0.00828	<0.000644	0.000616 J	<0.000442	<0.000801	<00000643	<0.00204	<0.0118	<0.000472	<0.000919	<0.000590	<0.000667	<00000714	<00000513	<0.00160	0.00587	<0.00135	0.00146	<0.000511	<0.000655	0.0151	0.00385
	2/22/2023	0.0153	0.0274	0.0152	0.0146	0.0637	0.0783	<0.00828	<0.000644	<0.000468	<0.000442	<0.000801	<00000643	<0.00204	<0.0118	<0.000472	<0.000919	<0.000590	<0.000667	<00000714	<00000513	<0.00160	0.00543	<0.00135	0.00151	<0.000511	<0.000655	0.0132	0.00357
	3/3/2023	0.0154	0.01280	0.0166	0.0140	0.0714	0.0854	<0.00828	<0.000644	0.000719 J	<0.000442	<0.000801	<00000643	<0.00204	<0.0118	<0.000472	<0.000919	<0.000590	<0.000667	<00000714	<00000513	<0.00160	0.00716	<0.00135	0.00209	<0.000511	<0.000655	0.0179	0.00495
	3/8/2023	0.0145	0.00263	0.00977	0.00699	0.0473	0.0543	<0.00828	<0.000644	0.000633 J	<0.000442	<0.000801	<0.000643	<0.00204	<0.00118	<0.000472	<0.000919	<0.000590	<0.000667	<0.000714	<0.000513	<0.00160	0.00648	<0.00135	0.00153	<0.000511	<0.000655	0.0157	0.00403
	3/15/2023	0.0129	0.00265	0.0105	0.00727	0.0393	0.0466	<0.00828	<0.000644	0.000568 J	<0.000442	<0.000801	<0.00643	<0.00204	<0.00118	<0.000472	<0.00919	<0.000590	<0.000667	<0.000714	<0.000513	<0.00160	0.00529	<0.00135	0.00134	<0.000511	<0.000655	0.0129	0.00348
	3/23/2023	0.0159	0.00204	0.0154	0.00843	0.0597	0.0681	<0.00828	0.000671 J	0.00120	<0.000442	<0.000801	<0.000643	<0.00204	<0.00118	<0.000472	<0.000919	<0.000509	<0.000667	<0.000714	<0.000513	<0.00160	0.00972	<0.00135	0.00277	<0.000511	<0.000655	0.0267	0.00702
	3/29/2023	0.0132	0.00207	0.00611	0.00430	0.0168	0.0211	<0.00828	<0.000644	<0.000468	<0.000442	<0.000801	<0.000643	<0.00204	<0.00118	<0.000472	<0.000919	<0.000509	<0.000667	<0.000714	<0.000513	<0.00160	0.00255	<0.00135	0.00061 J	<0.000511	<0.000655	0.00470	0.00128
	4/6/2023	0.0145	0.00333	0.0115	0.00862	0.0508	0.0594	<0.00828	<0.000644	<0.000468	<0.000442	<0.000801	<0.000643	<0.00204	<0.00118	<0.000472	<0.000919	<0.000509	<0.000667	<0.000714	<0.000513	<0.00160	0.00878	<0.00135	0.00197 J	<0.000511	<0.000655	0.0225	0.00540
	4/14/2023	0.0156	0.0161	0.0193	0.0158	0.0719	0.0877	<0.00828	<0.000644	<0.000468	<0.000442	<0.000801	<0.000643	<0.00204	<0.00118	<0.000472	<0.000919	<0.000509	<0.000667	<0.000714	<0.000513	<0.00160	0.00792	<0.00135	0.00245	<0.000511	<0.000655	0.0195	0.00548
	4/26/2023	0.0145	0.00380	0.0206	0.0140	0.0685	0.0825	<0.00828	0.000650 J	0.00145	<0.000442	<0.000801	<0.000643	<0.00204	<0.00118	<0.000472	0.000946 J	<0.000509	<0.000667	<0.000714	<0.000513	<0.00160	0.0114	<0.00135	0.00356	<0.000511	<0.000655	0.0348	0.00888

NOTES:
VOCs - volatile organic compounds
mg/l - milligrams per liter
NA - not analyzed
NE - not established
J - The target analyte was positively identified below the quantitation limit and above the detection limit.
Concentrations highlighted in yellow exceed the NMAC Human Health Standards

ENSOLUM

TABLE 2
GROUNDWATER SAMPLING (General Water Chemistry) ANALYTICAL DATA SUMMARY
Levey Well
Oxy Permian Ltd.
Hobbs, New Mexico
Ensolum Project No. 03B1417001 / 03B1417002

Sample Designation	Date	(mg/l)													%	SU
		Bromide	Chloride	Fluoride	Nitrate as N	Nitrite as N	Sulfate	Calcium	Magnesium	Potassium	Sodium	Total Dissolved Solids	Alkalinity, Bicarbonate (as CaCO3)	Alkalinity, Carbonate (as CaCO3)	Cation-Anion Balance	pH
20 NMAC 6.2 Water Quality - Ground and Surface Water Protection Human Health Standards		NE	250.0	1.6	10.0	1.0	NE	NE	NE	NE	NE	1,000.0	NE	NE	NE	6-9
Levey Well	12/6/2019	<0.500	253	<0.500	0.594	0.199	61.5	405	65.0	5.27	83.7	1,680	1,260	<4.00	2.70	6.45
	12/13/2019	<0.500	315	<0.500	0.744	0.222	72.9	450	80.1	6.71	110	1,900	1,230	<4.00	2.00	7.02
	12/19/2019	0.414 J	311	0.381 J	0.539	<0.0293	62.9	411	72.2	5.61	101	1,640	1,140	<4.00	0.200	6.57
	12/26/2019	<0.500	257	<0.500	0.617	0.204	61.7	418	68.8	5.82	88.5	1,760	1,280	<4.00	1.30	6.44
	1/2/2020	<0.500	302	<0.500	0.331	<0.100	60.6	375	70.5	5.96	98.8	1,630	1,150	<4.00	2.40	6.83
	1/15/2020	<0.500	190	0.559	0.129	0.930	53.5	401	66.8	4.82	82.9	1,570	1,260	<4.00	0	6.35
	1/23/2020	<0.500	195	0.617	0.126	0.128	46.2	426	76.3	8.84	86.4	1,530	1,230	<4.00	1.60	6.21
	1/31/2020	<0.500	197	0.616	0.129	<0.100	48.5	446	79.1	7.43	89.5	1,440	1,230	<4.00	3.20	6.15
	2/6/2020	<0.500	316	<0.500	0.179	<0.100	64.2	430	76.0	7.60	101	1,100	1,180	<4.00	1.10	6.07
	2/13/2020	<2.50	293	0.623	0.178	<0.500	57.3	409	74.5	6.80	95.7	1,640	1,200	<4.00	0.300	6.04
	2/20/2020	<0.500	272	0.586	0.157	<0.100	49.6	421	71.4	6.38	91.4	1,690	1,220	<4.00	0.300	5.93
	2/28/2020	<0.500	307	<0.500	1.05	1.35	56.6	438	74.0	5.98	97.4	1,620	1,230	<4.00	0.400	6.12
	3/6/2020	<0.500	284	0.621	0.107	1.27	56.2	418	67.9	5.60	92.7	1,880	1,230	<4.00	0.800	6.26
	3/13/2020	<0.500	316	0.629	<0.100	<0.100	59.3	393	63.3	5.32	91.2	1,770	1,200	<4.00	4.30	6.23
	3/18/2020	0.533	332	0.642	0.128	<0.100	63.5	391	67.4	5.56	95.7	1,680	1,180	<4.00	3.80	6.44
	3/27/2020	0.533	324	0.728	<0.100	<0.100	57.6	418	70.3	5.91	105	1,610	1,180	<4.00	0.200	6.57
	4/3/2020	<0.500	304	0.807	0.110	<0.100	57.3	417	69.0	5.91	101	1,960	1,180	<4.00	0.200	6.37
	4/10/2020	0.575	351	0.612	0.172	<0.100	61.8	431	72.3	6.17	104	1,930	1,190	<4.00	0.600	6.73
	4/17/2020	0.590	353	0.691	0.165	<0.100	59.7	406	73.2	5.40	108	1,750	1,180	<4.00	1.70	6.51
	4/24/2020	0.595	370	0.723	0.152	<0.100	61.2	408	75.2	5.55	113	1,810	1,130	<4.00	0.600	6.32
	5/1/2020	0.576	376	0.686	0.140	<0.100	61.8	402	74.6	5.39	106	1,750	1,130	<4.00	1.90	6.37
	5/7/2020	0.517	365	0.675	0.163	<0.100	58.8	425	70.5	5.57	108	1,640	1,140	<4.00	0.00	6.55
	5/14/2020	0.571	409	0.585	0.160	<0.100	56.0	412	76.5	6.23	107	1,900	1,200	<4.00	3.70	6.34
	5/22/2020	0.531	319	0.561	1.550	<0.100	30.1	354	63.7	5.24	97.4	1,360	1,190	<4.00	6.10	6.54
	5/26/2020	0.549	357	0.688	0.153	<0.100	44.5	356	69.6	5.67	102	1,650	1,170	<4.00	6.30	6.42
	6/5/2020	0.640	417	0.535	0.139	<0.100	39.9	379	73.3	5.92	108	1,670	1,160	<4.00	5.90	6.30
	6/12/2020	0.602	359	0.697	0.145	<0.100	43.9	386	72.4	6.70	106	1,670	1,140	<4.00	2.40	6.22
	6/18/2020	0.576	431	<5.00	0.144	<0.100	39.5	418	78.8	6.23	115	1,800	1,180	<4.00	2.40	6.28
	6/23/2020	0.586	398	<5.00	0.136	<0.100	33.3	361	66.3	5.48	98.2	1,920	1,190	<4.00	8.40	6.23
	6/30/2020	0.695	431	<5.00	0.149	<0.100	37.9	437	78.6	6.70	113	1,830	1,170	<4.00	2.60	6.39
	7/9/2020	0.647	413	<5.00	0.147	0.215	40.5	421	78.5	6.58	114	1,790	1,170	<4.00	1.50	6.37
	7/16/2020	0.657	390	<5.00	0.128	<0.100	40.6	402	77.6	7.01	114	1,890	1,170	<4.00	1.90	6.34
	7/23/2020	0.621	396	<5.00	0.175	0.169	36.5	419	74.0	6.58	111	2,000	1,160	<4.00	1.10	6.22
	7/30/2020	0.669	390	0.625	0.181	<0.100	39.3	397	71.4	5.59	103	1,910	1,170	<4.00	3.70	6.18
	8/7/2020	0.631	387	0.526	0.186	1.75	36.1	404	79.5	6.73	111	1,810	1,150	<4.00	0.900	6.12
	8/13/2020	0.713	408	0.505	0.191	1.45	34.9	368	75.1	6.54	115	1,980	1,150	<4.00	5.00	6.26
	8/20/2020	0.690	449	<0.500	0.164	<0.100	38.7	389	69.0	5.99	113	2,000	1,090	<4.00	4.40	6.18
	8/27/2020	0.846	582	<0.500	0.158	1.68	49.4	446	82.6	7.17	161	2,570	973	<4.00	1.50	6.35
	9/2/2020	0.868	635	<0.500	0.159	<0.100	48.1	422	77.9	7.25	168	1,620	1,030	<4.00	3.40	6.30
	9/10/2020	0.714	499	<0.500	<0.100	1.61	41.9	387	79.4	6.53	133	1,980	1,090	<4.00	4.20	6.10
	9/17/2020	0.769	472	<0.500	0.272	1.06	40.8	467	73.4	6.45	119	1,930	1,110	<4.00	1.10	6.14
	9/25/2020	0.779	541	<0.500	0.150	<0.100	44.0	386	75.9	5.86	133	1,680	1,110	<4.00	6.70	6.17
	10/1/2020	0.721	466	<0.500	0.173	<0.100	41.4	398	75.5	6.25	124	1,940	1,110	<4.00	3.30	6.07
	10/9/2020	0.786	527	<0.500	0.161	<0.100	43.8	426	79.8	6.90	139	2,220	1,090	<4.00	1.90	6.21
	10/16/2020	0.595	460	0.511	<0.100	<2.00	45.7	376	72.5	5.90	122	2,020	1,080	<4.00	4.80	6.20
	11/24/2020	0.817	572	<0.500	0.124	2.07	37.5	438	79.6	6.56	141	2,200	1,100	<4.00	2.60	6.45
	12/4/2020	0.687	706	<0.500	0.142	3.27	30.9	405	75.8	7.09	143	2,000	1,050	<4.00	9.30	6.33
	12/11/2020	0.816	487	0.949	0.197	1.80	33.4	445	82.0	6.90	133	1,990	1,160	<4.00	0.200	6.20
	12/18/2020	0.763	497	<5.00	0.129	1.87	37.6	424	79.5	6.97	137	1,910	1,180	<4.00	2.70	6.39
	12/23/2020	0.613	477	<5.00	0.108	<0.100	38.3	416	78.2	7.82	129	1,800	1,290	<4.00	5.70	6.22
	12/30/2020	0.712	493	<0.500	<0.100	<0.100	40.1	448	80.0	6.21	139	2,120	1,340	<4.00	4.40	6.14
	1/6/2021	0.784	504	<0.500	0.155	2.61	23.0	400	79.8	6.14	135	2,210	1,340	<4.00	8.10	6.27
	1/12/2021	0.605	326	<0.500	0.137	1.05	<0.500	324	64.3	5.68	97.8	1,680	1,160	<4.00	7.00	6.57
	1/20/2021	0.796	486	<0.500	0.138	<0.100	7.68	397	73.0	6.00	127	2,170	1,200	<4.00	5.70	6.24
	1/27/2021	0.510	264	0.905	0.137	1.16	23.1	296	55.1	4.75	83.1	1,350	875	<4.00	1.70	6.38
	2/3/2021	0.501	275	0.842	0.122	1.02	20.5	329	59.0	4.76	89.4	1,370	940	<4.00	0.00	6.37
	2/10/2021	0.615	561	<0.500	0.147	0.308	24.9	416	77.9	7.03	156	1,980	1,170	<4.00	4.50	6.31
	2/24/2021	0.695	576	<0.500	0.163	2.6	31.4	450	81.3	7.94	164	2,260	1,190	<4.00	2.50	6.22
	3/4/2021	0.789	585	<0.500	0.121	0.215	54.1	425	77.8	6.41	151	2,090	1,050	<4.00	3.00	6.34
	3/10/2021	0.756	540	<0.500	0.147	<0.100	45.5	417	76.3	5.54	139	1,940	1,160	<4.00	5.10	6.29
	3/17/2021	0.813	519	1.21	0.169	<0.100	33.8	436	71.3	6.10	127	1,910	1,200	<4.00	4.70	5.97
	3/25/2021	<10.0	529	<10.0	<2.00	1.99 J	20.2	435	78.0	7.14	136	2,320	1,250	<4.00	-10.80	6.6
	3/31/2021	0.785	499	0.358 J	0.130	<0.0293	16.5	416	74.3	6.73	132	1,650	1,150	<4.00	-9.18	6.4
	4/8/2021	<0.500	254	0.869	<0.100	0.121	23.3	271	46.7	5.00	74.5	1,120	785	<4.00	-9.60	6.5
	4/15/2021	0.545	253	0.939	<0.100	<0.100	34.1	283	53.5	4.66	82.8	998	793	<4.00	-7.22	6.5
	4/21/2021	0.460 J	253	0.729	0.125	<0.0293	9.23	278	52.4	4.83	81.4	1,210	869	<4.00	-10.1	6.4
	4/28/2021	0.841	497	0.196 J	0.133	<0.0293	21.2	416	75.8	6.88	133	2,000	1,290	<4.00	-12.5	6.3
	5/5/2021	0.780	475	0.362 J	0.151	<0.0293	13.6	428	80.1	7.43	123	2,120	1,230	<4.00	-9.6	6.2
	5/13/2021	0.469 J	239	1.01	0.126	0.756 J	28.5	238	46.1	4.10	72.6	1,150	737	<4.00	-11.9	6.7
	5/19/2021	0.725	566	0.324 J	<0.0391	2.93	21.0	494	91.6	8.14	164	2,160	1,260	<4.00	-5.71	6.3

ENSOLUM

TABLE 2
GROUNDWATER SAMPLING (General Water Chemistry) ANALYTICAL DATA SUMMARY
Levey Well
Oxy Permian Ltd.
Hobbs, New Mexico
Ensolum Project No. 03B1417001 / 03B1417002

Sample Designation	Date	(mg/l)													%	SU
		Bromide	Chloride	Fluoride	Nitrate as N	Nitrite as N	Sulfate	Calcium	Magnesium	Potassium	Sodium	Total Dissolved Solids	Alkalinity, Bicarbonate (as CaCO3)	Alkalinity, Carbonate (as CaCO3)	Cation-Anion Balance	pH
20 NMAC 6.2 Water Quality - Ground and Surface Water Protection Human Health Standards		NE	250.0	1.6	10.0	1.0	NE	NE	NE	NE	NE	1,000.0	NE	NE	NE	6-9
Levey Well	5/27/2021	0.579	419	0.499 J	0.137	0.136	16.7	406	73.3	6.47	123	1,370	810	<4.00	1.85	6.5
	6/2/2021	0.712	488	0.303 J	0.128	<0.0293	23.7	447	82.8	7.43	139	2,140	1,120	<4.00	-4.83	6.3
	6/10/2021	0.415 J	247	1.10	0.124	1.38	22.2	273	54.9	4.90	84.8	1,270	669	<4.00	-2.53	6.5
	6/16/2021	0.405 J	227	0.946	0.125	<0.0293	11.5	267	56.0	4.64	84.4	1,500	723	<4.00	-3.70	6.7
	6/22/2021	0.405 J	230	1.00	0.117	1.67	28.9	298	53.1	4.74	80.7	1,230	657	<4.00	0.795	6.7
	6/30/2021	0.398 J	237	1.07	0.140	0.205	23.8	258	51.9	4.32	74.6	1,200	676	<4.00	-5.560	6.9
	7/1/2021	Levey Well Now Running Full Time														
	7/7/2021	0.469 J	305	0.705	0.128	<0.0293	41.3	337	67.2	5.46	96.3	1,780	764	<4.00	-0.751	6.6
	7/14/2021	0.446 J	297	0.753	0.151	0.167	41.6	323	61.9	4.56	87.0	1,200	785	<4.00	-3.73	6.4
	7/20/2021	0.180 J	290	0.223 J	0.0457 J	<0.0293	38.2	317	65.9	5.31	96.1	1,620	854	<4.00	-5.11	6.4
	7/27/2021	0.437 J	281	0.491 J	0.126	1.42	41.3	338	66.9	5.14	95.9	1,240	790	<4.00	-0.522	6.2
	8/5/2021	0.400 J	275	0.565	0.158	<0.0293	43.3	334	68.8	5.00	90.9	1,610	714	<4.00	2.12	6.6
	8/11/2021	0.446 J	261	0.512	0.154	1.81	43.2	298	64.8	4.96	89.8	1,470	764	<4.00	-3.46	6.4
	8/19/2021	0.583	380	0.357 J	0.177	0.694	39.1	336	68.2	6.69	111	2,030	769	<4.00	-3.85	6.6
	8/25/2021	0.483 J	249	0.680	0.125	1.13	41.4	305	59.6	4.65	83.9	1,050	698	<4.00	-0.532	6.6
	9/2/2021	0.418 J	233	0.688	0.110	0.147	20.1	287	52.2	3.98	75.2	1,140	588	<4.00	2.27	7.0
	9/8/2021	0.357 J	257	0.442 J	0.0997 J	1.20	43.4	300	61.8	4.83	87.3	1,360	703	<4.00	-1.15	6.6
	9/14/2021	0.372 J	250	0.511	0.118	1.11	42.3	285	58.7	4.81	81.7	988	730	<4.00	-4.44	6.4
	9/21/2021	0.546	227	0.951	0.224	<0.0293	37.4	313	68.2	5.30	97.5	1,080	610	<4.00	7.72	6.6
	9/29/2021	0.535	248	0.542	0.186	0.164	41.9	302	59.9	4.60	85.4	1,410	765	<4.00	-2.94	6.6
	10/7/2021	0.454 J	235	0.582	1.10	<0.0293	40.5	323	65.5	4.79	88.3	1,310	765	<4.00	0.449	6.6
	10/13/2021	0.459 J	238	0.608	0.198	1.10	40.9	252	52.7	3.97	75.6	1,030	765	<4.00	-10.6	6.7
	10/21/2021	0.470 J	227	0.557	0.143	<0.0293	36.9	238	51.0	3.54	72.5	1,250	722	<4.00	-10.2	6.5
	10/27/2021	0.444 J	238	0.469 J	0.193	0.0910 J	42.5	330	67.2	5.31	94.2	1,290	706	<4.00	3.95	6.7
	11/5/2021	0.367 J	231	1.45	0.220	<0.0293	41.7	328	63.6	5.06	90.7	1,050	657	<4.00	5.76	6.9
	11/11/2021	0.379 J	229	0.594	0.238	<0.0293	36.9	221	48.1	3.36	71.5	1,140	571	<4.00	-5.92	7.0
	11/18/2021	0.560	247	0.397 J	0.176	<0.0293	44.3	276	50.8	4.29	76.4	1,350	698	<4.00	-5.71	6.6
	11/24/2021	0.455 J	232	0.646	0.203	0.718	41.9	253	52.5	4.07	76.6	1,240	546	<4.00	-0.200	6.6
	12/1/2021	0.497 J	233	0.652	0.144	<0.0293	42.0	284	55.9	4.31	82.4	1,040	644	<4.00	-0.133	6.9
	12/8/2021	0.516	230	0.620	0.187	<0.0293	42.5	261	55.8	4.20	82.9	1,200	633	<4.00	-1.56	6.5
	12/16/2021	0.490 J	228	0.528	0.251	<0.0293	42.1	282	55.3	4.13	81.9	1,280	649	<4.00	-0.883	6.4
	12/22/2021	0.480 J	230	0.294 J	0.223	<0.0293	43.3	304	58.5	4.66	85.8	1,270	619	<4.00	3.67	6.4
	12/29/2021	0.476 J	225	0.588	0.224	<0.0293	43.8	300	57.5	4.69	84.9	1,220	657	<4.00	1.62	6.6
	1/6/2022	0.386 J	226	0.500	0.182	<0.0293	42.7	278	52.9	4.11	79.0	1,650	711	<4.00	-4.09	6.4
	1/12/2022	0.438 J	223	0.561	0.178	<0.0293	42.8	254	49.2	3.60	71.9	1,090	633	<4.00	-4.90	6.1
	1/19/2022	0.446 J	223	0.523	0.178	<0.0293	43.6	288	57.2	4.34	80.1	1,780	688	<4.00	-1.41	6.3
	1/26/2022	0.440 J	220	0.580	0.181	0.0834 J	41.7	286	56.4	4.50	85.1	1,140	706	<4.00	-1.64	6.4
	2/2/2022	Unable to Sample due to Incliment Weather. Booster Pump for Levey Well Damaged by Freeze.														
	2/8/2022	0.780	329	1.24	<0.0391	0.420	62.0	272	58.5	4.77	97.0	1,410	756	<4.00	-11.40	6.5
	2/16/2022	0.488 J	217	0.769	0.0551 J	0.349	27.9	212	46.2	3.76	74.5	1,070	555	<4.00	-6.59	6.6
	2/25/2022	0.726	484	0.902	0.141	<0.0293	31.2	429	78.2	6.80	139	1,960	1,210	<4.00	-9.05	6.4
	3/3/2022	0.606	380	1.76	0.220	0.175	39.8	410	78.2	7.36	137	2,130	1,190	<4.00	-6.76	6.3
	3/9/2022	0.507	355	1.10	0.147	<0.0293	42.6	422	79.4	7.55	129	1,820	1,160	<4.00	-4.98	6.3
	3/14/2022	Booster Pump for Levey Well Repaired and Back on Running Full Time.														
	3/16/2022	0.380 J	229	0.464 J	0.208	<0.0293	42.2	258	55.9	4.48	85.6	1,190	673	<4.00	-4.29	6.4
	3/24/2022	0.539	230	0.709	<0.0391	<0.0293	43.4	252	51.3	4.07	81.5	1,390	644	<4.00	-4.80	6.5
	3/31/2022	0.515	223	0.690	0.239	<0.0293	44.0	245	52.7	3.79	77.2	1,220	641	<4.00	-5.18	6.4
	4/6/2022	0.540	218	0.868	0.0931 J	<0.0293	42.4	256	50.3	3.90	76.6	1,220	619	<4.00	-2.94	6.4
	4/13/2022	0.400 J	212	0.773	0.111	<0.0293	42.0	256	51.3	3.87	74.5	1,200	650	<4.00	-3.94	6.6
	4/20/2022	0.496 J	218	0.651	0.268	<0.0293	44.6	238	48.7	4.05	75.0	1,260	686	<4.00	-8.77	6.6
	4/28/2022	0.477 J	214	0.690	0.104	<0.0293	43.2	272	55.4	4.43	84.3	1,140	658	<4.00	-1.11	6.8
	5/5/2022	0.352 J	217	0.567	0.737 J	1.93	41.8	233	49.1	3.67	82.4	1,210	659	<4.00	-7.39	6.6
	5/10/2022	0.589	219	0.643	0.100	<0.0293	44.6	301	61.6	4.74	90.5	1,080	652	<4.00	2.74	6.4
	5/19/2022	0.551	217	0.519	<0.0391	<0.0293	45.9	242	51.7	4.08	74.8	1,040	421	<4.00	5.76	6.7
	5/26/2022	0.606	212	0.714	0.0986 J	2.77	41.2	215	38.7	2.93	66.7	1,240	683	<4.00	-11.5	6.2
	6/1/2022	0.449 J	205	0.788	0.0622 J	<0.0293	37.2	219	42.0	3.22	67.7	1,100	402	<4.00	2.15	7.0
	6/9/2022	0.395 J	215	0.332 J	0.0721 J	<0.0293	44.2	295	53.3	4.27	80.9	1,170	712	<4.00	-1.83	6.3
	6/17/2022	0.282 J	204	0.643	0.151	<0.0293	43.9	190	35.3	2.54	59.9	1,160	619	<4.00	-16.7	6.4
	6/23/2022	0.321 J	206	0.377 J	0.250	<0.0293	38.4	306	47.2	3.80	73.0	1,150	454	<4.00	11.3	6.5
	6/29/2022	0.350 J	213	0.505	0.207	<0.0293	44.4	243	49.9	3.79	77.7	889	674	<4.00	-6.92	6.3
	7/7/2022	0.425 J	214	0.609	<0.0391	<0.0293	46.0	251	50.6	3.88	77.0	1,470	592	<4.00	-2.28	6.5
	7/13/2022	0.393 J	212	0.663	0.129	<0.0293	46.2	245	48.1	3.89	74.2	1,160	417	<4.00	5.53	6.3
	7/20/2022	0.468 J	207	0.383 J	0.0538 J	<0.0293	47.5	251	51.8	4.12	77.2	1,170	742	<4.00	-8.12	6.4
	7/27/2022	0.437 J	209	0.349 J	0.201	<0.0293	46.2	215	42.6	3.22	68.3	1,350	601	<4.00	-9.64	6.7
	8/4/2022	0.483 J	211	0.453 J	0.236	<0.0293	45.4	199	39.8	3.04	65.6	1,300	600	<4.00	-13.2	6.4
	8/10/2022	0.464 J	215	0.475 J	0.103	<0.0293	44.3	278	53.6	4.27	78.9	1,160	567	<4.00	3.02	6.5
	8/18/2022	0.473 J	213	0.552	0.157	<0.0293	45.4	261	52.0	4.22	80.6	1,370	563	<4.00	0.748	6.5
	8/24/2022	0.500	222	0.674	<0.100	<0.100	48.7	229	46.5	3.28	72.0	1,280	728	<4.00	-12.7	6.6
	8/31/2022	0.434 J	217	0.468 J	<0.0391	<0.0293	46.8	253	50.7	4.20	79.3	1,270	651	<4.00	-4.91	6.9
	9/15/2022	1.55	218	0.688	0.116	<0.0293	47.4	241	52.6	4.39	81.7	1,170	618	<4.00	-4.19	6.4

ENSOLUM

TABLE 2
GROUNDWATER SAMPLING (General Water Chemistry) ANALYTICAL DATA SUMMARY
Levey Well
Oxy Permian Ltd.
Hobbs, New Mexico
Ensolum Project No. 03B1417001 / 03B1417002

Sample Designation	Date	(mg/l)													%	SU
		Bromide	Chloride	Fluoride	Nitrate as N	Nitrite as N	Sulfate	Calcium	Magnesium	Potassium	Sodium	Total Dissolved Solids	Alkalinity, Bicarbonate (as CaCO3)	Alkalinity, Carbonate (as CaCO3)	Cation-Anion Balance	pH
20 NMAC 6.2 Water Quality - Ground and Surface Water Protection Human Health Standards		NE	250.0	1.6	10.0	1.0	NE	NE	NE	NE	NE	1,000.0	NE	NE	NE	6-9
Levey Well	9/22/2022	0.468 J	217	0.316 J	0.546	<0.0293	52.8	179	39.9	3.11	66.4	1,250	613	<4.00	-17.7	6.4
	9/28/2022	2.32	214	0.688	0.234	<0.0293	47.2	242	48.3	4.11	73.6	1,160	592	<4.00	-4.04	6.4
	10/4/2022	0.515	200	0.740	0.396	<0.0293	45.0	242	50.2	4.07	78.2	706	456	<4.00	4.21	6.6
	10/14/2022	0.495 J	212	0.655	0.464	<0.0293	49.1	208	42.7	3.22	68.5	1,250	719	<4.00	-16.5	6.3
	10/19/2022	1.08 J	206	0.612 J	0.359	<0.0293	46.0	250	51.3	4.05	81.9	1,340	676	<4.00	-5.64	6.6
	10/27/2022	0.412 J	201	0.631	0.0757 J	0.690	40.1	322	64.8	5.47	95.2	977	740	<4.00	3.53	6.4
	11/2/2022	0.473 J	216	0.509	0.165	<0.0293	46.1	247	49.2	4.26	76.4	1,230	681	<4.00	-6.86	6.3
	11/9/2022	0.461 J	218	0.683	0.0934 J	<0.0293	46.5	238	44.2	3.36	73.3	1,450	708	<4.00	-11.0	6.5
	11/16/2022	0.480 J	219	0.493 J	0.154	<0.0293	47.5	250	50.0	4.20	78.0	1,340	611	<4.00	-3.43	6.8
	11/30/2022	0.487 J	218	0.710	0.0811 J	<0.0293	44.9	208	43.2	3.12	70.9	1,270	618	<4.00	-11.7	6.7
	12/9/2022	0.335 J	206	0.685	0.153	0.108	40.5	244	49.3	3.61	62.9	1,170	626	<4.00	-5.72	6.5
	12/15/2022	0.311 J	211	0.628	0.137	<0.0293	40.5	254	48.3	4.05	76.3	956	440	<4.00	6.29	6.3
	12/21/2022	0.392 J	214	0.732	0.144	<0.0293	44.5	258	49.1	4.69	80.4	1,130	656	<4.00	-3.79	6.5
	12/29/2022	0.515	209	0.568	10.4	2.66	43.5	242	45.9	3.93	74.9	1,060	670	<4.00	-7.08	6.6
	1/4/2023	Electrical Failure, Unable to Sample.														
	1/13/2023	0.562	292	0.202 J	0.227	<0.0293	35.2	393	71.7	6.96	125	1,800	949	<4.00	1.05	6.4
	1/19/2023	0.658	304	0.191 J	0.109	<0.0293	53.7	450	84.0	7.71	133	1,730	1,140	<4.00	0.441	6.3
	1/25/2023	0.525	298	0.207 J	0.0992 J	<0.0293	46.7	416	72.6	6.84	119	1,760	1,110	<4.00	-2.84	6.7
	2/2/2023	0.609	309	<0.100	0.256	<0.0293	43.5	366	69.4	6.39	113	1,680	1,120	<4.00	-8.22	6.4
	2/8/2023	0.514	224	0.443 J	0.108	<0.0293	44.6	228	46.7	4.18	78.0	1,230	704	<4.00	-11.0	6.7
	2/17/2023	0.403 J	231	0.632	0.0839 J	<0.0293	50.5	234	46.5	3.96	74.4	1,190	651	<4.00	-9.14	6.5
	2/22/2023	0.442 J	214	0.464 J	0.0849 J	<0.0293	46.8	246	50.4	4.19	78.6	1,160	732	<4.00	-8.94	6.3
	3/3/2023	0.457 J	327	0.148 J	0.0946 J	<0.0293	60.9	376	67.6	6.40	117	1,500	921	<4.00	-2.26	6.3
	3/8/2023	0.488 J	222	0.425 J	0.106	<0.0293	49.2	250	48.8	3.95	72.6	1,380	696	<4.00	-8.10	6.3
	3/15/2023	0.453 J	220	0.314 J	0.0651 J	<0.0293	49.2	224	43.1	3.66	70.0	1,030	691	<4.00	-12.3	6.3
	3/23/2023	0.454 J	221	0.896	0.0721 J	<0.0293	50.7	248	51.3	4.11	91.2	1,190	689	<4.00	-0.0255	6.5
	3/29/2023	0.438 J	217	0.504	0.0578 J	0.157	46.3	254	50.8	4.44	79.9	1,130	684	<4.00	-5.81	6.3
	4/6/2023	<0.0711	219	0.206 J	0.0769 J	<0.0293	47.4	249	49.4	4.08	79.7	1,080	680	<4.00	-6.66	6.7
	4/14/2023	<0.0711	219	0.229 J	0.0834 J	<0.0293	49.4	224	45.2	3.78	71.8	1,200	608	<4.00	-8.07	6.6
	4/26/2023	0.475 J	215	0.471 J	0.129	0.395	47.7	264	52.9	4.25	80.2	1,240	651	<4.00	-2.67	6.4

ENSOLUM

TABLE 2
GROUNDWATER SAMPLING (General Water Chemistry) ANALYTICAL DATA SUMMARY
Levey Well
Oxy Permian Ltd.
Hobbs, New Mexico
Ensolum Project No. 03B1417001 / 03B1417002

Sample Designation	Date	(mg/l)													%	SU
		Bromide	Chloride	Fluoride	Nitrate as N	Nitrite as N	Sulfate	Calcium	Magnesium	Potassium	Sodium	Total Dissolved Solids	Alkalinity, Bicarbonate (as CaCO3)	Alkalinity, Carbonate (as CaCO3)	Cation-Anion Balance	pH
20 NMAC 6.2 Water Quality - Ground and Surface Water Protection Human Health Standards		NE	250.0	1.6	10.0	1.0	NE	NE	NE	NE	NE	1,000.0	NE	NE	NE	6-9
MW-1	5/26/2020	NA	363	0.913	0.998	1.03	283	NA								7.21
	6/30/2020	0.591	342	<0.500	0.145	<0.100	88.8	401	84.7	6.41	191	1,890	1,290	<4.00	NA	6.75
	8/20/2020	0.634	339	<0.500	<0.100	<0.100	68.3	401	90.3	5.38	147	1,760	1,210	<4.00	NA	6.30
	10/23/2020	NA	353	NA												
	11/24/2020	0.629	345	0.309 J	0.161	2.00	73.2	412	82.8	5.61	124	1,630	1,200	<4.00	0.400	6.45
	12/18/2020	NA	375	NA				414	79.7	5.41	117	1,380	1,160	<4.00	1.30	6.58
	12/23/2020	0.627	339	0.316 J	0.117	<0.0293	73.2	408	82.5	6.58	119	1,600	1,130	<4.00	2.10	6.56
	12/30/2020	NA	347	NA												6.37
	1/6/2021	NA	325	NA												6.51
	1/12/2021	NA	359	NA									1,160	<4.00	NA	6.42
	1/20/2021	NA	353	NA									1,160	<4.00	NA	6.34
	1/27/2021	NA	334	NA									1,010	<4.00	NA	6.44
	2/3/2021	NA	368	NA									1,130	<4.00	NA	6.38
	2/10/2021	NA	339	NA									1,160	<4.00	NA	6.45
	2/24/2021	NA	343	NA									1,070	<4.00	NA	6.45
	3/4/2021	NA	339	NA									1,070	<4.00	NA	6.38
	3/10/2021	NA	324	NA									1,020	<4.00	NA	6.34
	3/17/2021	NA	330	NA									1,020	<4.00	NA	6.16
	3/25/2021	NA	312	0.367 J	0.129	<0.100	77.5	NA					980	<4.00	NA	6.9
	3/31/2021	NA	309	0.387 J	0.175	<0.0293	81.3	NA					977	<4.00	NA	6.7
	4/8/2021	NA	290	0.515	0.0994 J	<0.0293	58.1	NA					933	<4.00	NA	6.5
	4/15/2021	NA	272	0.583	0.107	<0.0293	54.0	NA					833	<4.00	NA	6.6
	4/21/2021	NA	299	0.369 J	0.135	<0.0293	52.7	NA					927	<4.00	NA	6.5
	4/28/2021	NA	315	0.315 J	0.119	<0.0293	57.8	NA					994	<4.00	NA	6.5
	5/5/2021	NA	317	0.358 J	0.135	<0.0293	68.5	NA					1,020	<4.00	NA	6.5
	5/13/2021	NA	270	0.492 J	0.125	0.729 J	55.6	NA					819	<4.00	NA	6.8
	5/19/2021	NA	324	0.335 J	<0.0391	2.58	65.0	NA					1,070	<4.00	NA	6.5
	5/27/2021	NA	325	0.380 J	0.128	0.148	70.3	NA					971	<4.00	NA	6.3
	6/2/2021	NA	315	0.305 J	0.146	<0.0293	72.8	NA					979	<4.00	NA	6.5
	6/10/2021	NA	295	0.561	0.130	1.44	64.7	NA					768	<4.00	NA	6.6
	6/16/2021	NA	320	0.478 J	0.127	0.243	59.1	NA					811	<4.00	NA	6.7
	6/22/2021	NA	311	0.478 J	0.119	1.65	56.9	NA					790	<4.00	NA	6.8
	6/30/2021	NA	308	0.561	0.145	0.168	64.2	NA					813	<4.00	NA	6.7
	7/1/2021	Levey Well Now Running Full Time														
	7/7/2021	NA	325	0.547	0.127	<0.0293	75.9	NA					761	<4.00	NA	6.8
	7/14/2021	NA	360	0.418 J	0.134	0.0880 J	112	NA					931	<4.00	NA	6.8
	7/20/2021	NA	324	0.138 J	0.0457 J	<0.0293	81.5	NA					750	<4.00	NA	6.7
	7/27/2021	NA	352	0.340 J	0.148	1.22	82.8	NA					786	<4.00	NA	6.7
	8/5/2021	NA	336	0.426 J	0.117	<0.0293	79.0	NA					695	<4.00	NA	6.9
	8/11/2021	NA	326	0.342 J	0.153	1.48	85.5	NA					735	<4.00	NA	6.6
	8/19/2021	NA	334	0.227 J	0.149	1.36	81.9	NA					810	<4.00	NA	6.8
	8/25/2021	NA	328	0.395 J	0.132	0.947 J	76.5	NA					809	<4.00	NA	6.8
	9/2/2021	NA	325	0.311 J	0.105	<0.0293	74.7	NA					755	<4.00	NA	6.8
	9/8/2021	NA	272	0.442 J	0.103	0.782 J	64.5	NA					584	<4.00	NA	6.9
	9/14/2021	NA	332	0.276 J	0.103	0.776 J	98.4	NA					660	<4.00	NA	7.0
	9/21/2021	NA	203	0.896	0.186	<0.0293	32.4	NA					419	<4.00	NA	6.9
	9/29/2021	NA	232	0.659	0.168	0.0819 J	40.1	NA					505	<4.00	NA	6.9
	10/7/2021	NA	253	0.626	0.186	<0.0293	58.2	NA					567	<4.00	NA	6.9
	10/13/2021	NA	268	0.659	0.178	<0.0293	62.9	NA					564	<4.00	NA	8.1
	10/21/2021	NA	293	0.409 J	0.144	<0.0293	81.1	NA					591	<4.00	NA	7.1
	11/5/2021	NA	282	0.631	0.191	<0.0293	77.1	NA					571	<4.00	NA	7.0
	11/11/2021	NA	311	0.309 J	0.258	<0.0293	89.9	NA					536	<4.00	NA	7.1
	11/18/2021	NA	172	0.741	0.151	<0.0293	23.1	NA					314	<4.00	NA	7.4
	11/24/2021	NA	267	0.429 J	0.220	0.549	81.4	NA					502	<4.00	NA	6.8
	12/1/2021	NA	222	0.596	0.141	<0.0293	61.0	NA					390	<4.00	NA	7.3
	12/8/2021	NA	226	0.358 J	0.162	<0.0293	66.0	NA					484	<4.00	NA	6.9
	12/16/2021	NA	174	0.504	0.143	<0.0293	49.9	NA					398	<4.00	NA	6.9
	12/22/2021	NA	163	0.517	0.240	<0.0293	40.2	NA					312	<4.00	NA	7.1
	12/29/2021	NA	142	0.591	0.205	0.295	42.2	NA					302	<4.00	NA	7.3
	1/6/2022	NA	138	0.471 J	0.180	<0.0293	43.2	NA					335	<4.00	NA	7.0
	1/12/2022	NA	149	0.491 J	0.154	0.0428 J	42.1	NA					326	<4.00	NA	6.7
	1/19/2022	NA	141	0.532	0.145	0.227	45.1	NA					324	<4.00	NA	7.0
	1/26/2022	NA	142	0.548	0.177	0.150	44.7	NA					282	<4.00	NA	7.1
	2/2/2022	Unable to Sample due to Incliment Weather. Booster Pump for Levey Well Damaged by Freeze.														
	2/8/2022	NA	189	0.631	0.0688 J	0.358	49.6	NA					380	<4.00	NA	6.9
	2/16/2022	NA	151	0.712	0.0561 J	0.344	41.5	NA					384	<4.00	NA	7.1
	2/25/2022	NA	171	0.739	0.125	0.156	50.3	NA					342	<4.00	NA	7.1
	3/3/2022	NA	158	0.531	0.198	0.181	45.9	NA					360	<4.00	NA	6.9
	3/9/2022	NA	148	0.454 J	0.170	<0.0293	45.4	NA					323	<4.00	NA	7.2
	3/14/2022	Booster Pump for Levey Well Repaired and Back on Running Full Time.														

ENSOLUM

TABLE 2
GROUNDWATER SAMPLING (General Water Chemistry) ANALYTICAL DATA SUMMARY
Levey Well
Oxy Permian Ltd.
Hobbs, New Mexico
Ensolum Project No. 03B1417001 / 03B1417002

Sample Designation	Date	(mg/l)													%	SU
		Bromide	Chloride	Fluoride	Nitrate as N	Nitrite as N	Sulfate	Calcium	Magnesium	Potassium	Sodium	Total Dissolved Solids	Alkalinity, Bicarbonate (as CaCO3)	Alkalinity, Carbonate (as CaCO3)	Cation-Anion Balance	pH
20 NMAC 6.2 Water Quality - Ground and Surface Water Protection Human Health Standards		NE	250.0	1.6	10.0	1.0	NE	NE	NE	NE	NE	1,000.0	NE	NE	NE	6-9
MW-1	3/16/2022	NA	145	0.546	0.147	<0.0293	38.1	NA					339	<4.00	NA	7.0
	3/24/2022	NA	147	0.610	<0.0391	<0.0293	42.9	NA					297	<4.00	NA	7.2
	3/31/2022	NA	143	0.568	0.164	<0.0293	40.4	NA					275	<4.00	NA	7.1
	4/6/2022	NA	133	0.677	0.186	<0.0293	39.7	NA					262	<4.00	NA	7.1
	4/13/2022	NA	129	0.767	<0.0391	<0.0293	40.9	NA					259	<4.00	NA	7.6
	4/20/2022	NA	173	0.574	0.152	0.176	42.4	NA					362	<4.00	NA	7.0
	4/28/2022	NA	136	0.608	0.0700 J	0.0717 J	41.7	NA					300	<4.00	NA	7.5
	5/5/2022	NA	118	0.746	<0.0391	1.75	41.1	NA					253	<4.00	NA	7.2
	5/10/2022	NA	116	0.709	0.0815 J	<0.0293	43.9	NA					250	<4.00	NA	7.2
	5/19/2022	NA	106	0.643	0.0743 J	0.199	41.0	NA					262	<4.00	NA	7.1
	5/26/2022	NA	98.7	0.720	0.0777 J	0.809	44.7	NA					256	<4.00	NA	7.2
	6/1/2022	NA	100	0.690	0.0629 J	<0.0293	46.4	NA					240	<4.00	NA	7.4
	6/9/2022	NA	99.9	0.743	<0.0391	<0.0293	46.6	NA					246	<4.00	NA	7.1
	6/17/2022	NA	83.5	0.710	0.146	0.275	47.9	NA					253	<4.00	NA	7.3
	6/23/2022	NA	83.9	0.616	0.238	<0.0293	47.7	NA					258	<4.00	NA	7.2
	6/29/2022	NA	84.8	0.644	0.199	0.556	48.0	NA					264	<4.00	NA	7.2
	7/7/2022	NA	83.7	0.660	0.0413 J	0.0458 J	47.7	NA					238	<4.00	NA	7.4
	7/13/2022	NA	91.3	0.778	0.102	<0.0293	49.2	NA					253	<4.00	NA	7.2
	7/20/2022	NA	81.5	0.766	<0.0391	<0.0293	48.5	NA					249	<4.00	NA	7.2
	7/27/2022	NA	85.8	0.766	0.0482 J	<0.0293	47.2	NA					268	<4.00	NA	7.7
	8/4/2022	NA	77.5	0.633	0.126	0.118	43.1	NA					253	<4.00	NA	7.2
	8/10/2022	NA	68.3	0.737	<0.0391	0.212	40.9	NA					278	<4.00	NA	7.2
	8/18/2022	NA	77.7	0.752	0.0696 J	0.154	39.4	NA					262	<4.00	NA	7.0
	8/24/2022	NA	92.0	0.739	<0.100	<0.100	40.8	NA					273	<4.00	NA	7.2
	8/31/2022	NA	85.9	0.628	<0.0391	<0.0293	36.7	NA					277	<4.00	NA	7.4
	9/15/2022	NA	86.4	1.03	0.0909 J	0.206	33.4	NA					277	<4.00	NA	7.0
	9/22/2022	NA	95.8	0.585	0.518	<0.0293	38.4	NA					280	<4.00	NA	7.3
	9/28/2022	NA	91.2	0.702	<0.0391	<0.0293	32.8	NA					285	<4.00	NA	7.3
	10/4/2022	NA	75.6	0.803	0.376	0.201	33.7	NA					272	<4.00	NA	7.2
	10/14/2022	NA	81.0	0.807	0.360	0.195	33.1	NA					266	<4.00	NA	7.3
	10/19/2022	NA	136	<0.100	<0.0391	<0.0293	19.2	NA					283	<4.00	NA	7.4
	10/27/2022	NA	80.4	0.750	0.0601 J	0.423	29.8	NA					277	<4.00	NA	7.4
	11/2/2022	NA	80.0	0.681	0.120	0.154	29.8	NA					252	<4.00	NA	7.2
	11/9/2022	NA	81.1	0.746	0.141	0.117	32.5	NA					294	<4.00	NA	7.4
	11/16/2022	NA	82.2	0.738	0.120	0.384	30.9	NA					282	<4.00	NA	7.3
	11/30/2022	NA	88.1	0.602	0.140	0.141	45.4	NA					300	<4.00	NA	7.3
	12/9/2022	NA	83.7	0.809	0.0610 J	0.247	44.2	NA					309	<4.00	NA	7.5
	12/15/2022	NA	82.1	0.786	<0.0391	0.121	44.3	NA					348	<4.00	NA	7.2
	12/21/2022	NA	84.4	0.676	0.0802 J	<0.0293	43.6	NA					377	<4.00	NA	7.3
	12/29/2022	NA	77.3	0.555	0.211	0.310	33.4	NA					409	<4.00	NA	7.1
	1/4/2023	NA	75.9	0.863	0.0857 J	<0.0293	39.7	NA					354	<4.00	NA	7.4
	1/13/2023	NA	76.2	0.600	0.208	0.266	41.1	NA					357	<4.00	NA	7.2
	1/19/2023	NA	82.6	0.624	<0.0391	<0.0293	49.2	NA					340	<4.00	NA	7.1
	1/25/2023	NA	73.7	0.631	0.0564 J	0.149	47.7	NA					363	<4.00	NA	7.4
	2/2/2023	NA	75.4	0.670	0.223	0.196	47.2	NA					329	<4.00	NA	7.1
	2/8/2023	NA	84.5	0.607	0.0542 J	0.133	54.7	NA					360	<4.00	NA	7.2
	2/17/2023	NA	102	0.763	<0.0391	<0.0293	65.2	NA					432	<4.00	NA	7.5
	2/22/2023	NA	87.3	0.528	<0.0391	<0.0293	55.6	NA					418	<4.00	NA	7.1
	3/3/2023	NA	70.8	0.703	0.0671 J	0.0580 J	47.8	NA					310	<4.00	NA	7.2
	3/8/2023	NA	94.9	0.471 J	0.0666 J	<0.0293	55.9	NA					397	<4.00	NA	7.0
	3/15/2023	NA	93.9	0.636	<0.0391	<0.0293	51.0	NA					412	<4.00	NA	7.1
	3/23/2023	NA	92.9	0.485 J	0.0908 J	<0.0293	50.9	NA					398	<4.00	NA	7.1
	3/29/2023	NA	91.6	0.619	<0.0391	0.293	46.7	NA					474	<4.00	NA	7.1
	4/6/2023	NA	99.3	0.262 J	0.0504 J	<0.0293	55.6	NA					443	<4.00	NA	7.2
	4/14/2023	NA	87.6	0.748	0.0530 J	<0.0293	44.5	NA					555	<4.00	NA	7.4
	4/26/2023	NA	95.7	0.537	0.0898 J	0.439	53.1	NA					539	<4.00	NA	7.2

ENSOLUM

TABLE 2
GROUNDWATER SAMPLING (General Water Chemistry) ANALYTICAL DATA SUMMARY
Levey Well
Oxy Permian Ltd.
Hobbs, New Mexico
Ensolum Project No. 03B1417001 / 03B1417002

Sample Designation	Date	(mg/l)													%	SU
		Bromide	Chloride	Fluoride	Nitrate as N	Nitrite as N	Sulfate	Calcium	Magnesium	Potassium	Sodium	Total Dissolved Solids	Alkalinity, Bicarbonate (as CaCO3)	Alkalinity, Carbonate (as CaCO3)	Cation-Anion Balance	pH
20 NMAC 6.2 Water Quality - Ground and Surface Water Protection Human Health Standards		NE	250.0	1.6	10.0	1.0	NE	NE	NE	NE	NE	1,000.0	NE	NE	NE	6-9
MW-2	5/26/2020	NA	106	0.341 J	1.920	0.639	120	NA								6.32
	6/30/2020	0.535	115	<0.500	1.13	0.656	111	478	59.6	6.66	102	1,320	1,320	<4.00	NA	6.36
	8/20/2020	0.603	150	<0.500	1.10	0.439	122	559	73.5	7.46	102	1,700	1,350	<4.00	NA	6.01
	10/23/2020	NA	107	NA												
	11/24/2020	0.565	180	0.172 J	1.08	0.557	136	841	85.5	12.8	116	1,670	1,450	<4.00	15.4	6.30
	12/18/2020	NA	153	NA				494	64.9	6.63	98.0	1,410	1,380	<4.00	3.20	6.29
	12/23/2020	0.621	165	0.179 J	1.11	0.639	126	472	65.7	5.96	101	1,810	1,430	<4.00	0.300	6.27
	12/30/2020	NA	153	NA												6.15
	1/6/2021	NA	124	NA												6.24
	1/12/2021	NA	141	NA									1,350	<4.00	NA	6.20
	1/20/2021	NA	133	NA									1,360	<4.00	NA	6.12
	1/27/2021	NA	140	NA									1,360	<4.00	NA	6.24
	2/3/2021	NA	178	NA									1,390	<4.00	NA	6.17
	2/10/2021	NA	133	NA									1,380	<4.00	NA	6.19
	2/24/2021	NA	146	NA									1,370	<4.00	NA	6.17
	3/4/2021	NA	166	NA									1,380	<4.00	NA	6.07
	3/10/2021	NA	175	NA									1,390	<4.00	NA	6.14
	3/17/2021	NA	163	NA									1,400	<4.00	NA	5.87
	3/25/2021	NA	161	0.183 J	0.835	0.425	119	NA					1,420	<4.00	NA	6.5
	3/31/2021	NA	102	0.299 J	0.714	1.13	99.9	NA					1,330	<4.00	NA	6.4
	4/8/2021	NA	157	0.223 J	0.784	0.549	122	NA					1,430	<4.00	NA	6.2
	4/15/2021	NA	136	0.255 J	0.711	0.683	115	NA					1,380	<4.00	NA	6.1
	4/21/2021	NA	114	0.157 J	0.650	0.856	101	NA					1,340	<4.00	NA	6.1
	4/28/2021	NA	155	0.178 J	0.692	0.511	118	NA					1,380	<4.00	NA	6.2
	5/5/2021	NA	122	0.198 J	0.704	0.609	105	NA					1,350	<4.00	NA	6.3
	5/13/2021	NA	104	0.199 J	0.686	1.02	98.3	NA					1,320	<4.00	NA	6.3
	5/19/2021	NA	142	0.171 J	0.633	0.435	120	NA					1,370	<4.00	NA	6.2
	5/27/2021	NA	147	0.206 J	0.689	0.889	120	NA					1,260	<4.00	NA	6.5
	6/2/2021	NA	119	0.168 J	0.647	0.549	103	NA					1,250	<4.00	NA	6.2
	6/10/2021	NA	151	0.252 J	0.714	2.77	123	NA					1,260	<4.00	NA	6.1
	6/16/2021	NA	118	0.205 J	0.613	1.36	104	NA					1,208	<4.00	NA	6.5
	6/22/2021	NA	122	0.171 J	0.593	0.969	105	NA					1,260	<4.00	NA	6.5
	6/30/2021	NA	111	0.417 J	0.633	1.37	102	NA					1,230	<4.00	NA	6.4
	7/1/2021	Levey Well Now Running Full Time														
	7/7/2021	NA	110	0.257 J	0.543	0.713	98.2	NA					1,120	<4.00	NA	6.4
	7/14/2021	NA	187	0.233 J	0.752	0.797	124	NA					1,350	<4.00	NA	6.4
	7/20/2021	NA	123	0.132 J	0.460	0.659	107	NA					1,280	<4.00	NA	6.3
	7/27/2021	NA	113	0.134 J	0.607	0.516 J	100	NA					1,250	<4.00	NA	6.4
	8/5/2021	NA	120	0.189 J	0.660	0.552	103	NA					1,200	<4.00	NA	6.5
	8/11/2021	NA	115	0.181 J	0.624	3.02	101	NA					1,300	<4.00	NA	6.3
	8/19/2021	NA	122	0.104 J	0.630	1.73	104	NA					1,290	<4.00	NA	6.4
	8/25/2021	NA	122	0.191 J	0.639	0.603	103	NA					1,270	<4.00	NA	6.5
	9/2/2021	NA	110	<0.100	0.536	0.595	98.1	NA					1,320	<4.00	NA	6.4
	9/8/2021	NA	105	<0.100	0.540	0.590	97.3	NA					1,280	<4.00	NA	6.4
	9/14/2021	NA	124	<0.100	0.542	0.386	107	NA					1,270	<4.00	NA	6.4
	9/21/2021	NA	90.5	0.426 J	0.638	1.04	89.1	NA					1,250	<4.00	NA	6.3
	9/29/2021	NA	133	0.245 J	0.631	0.982	117	NA					1,300	<4.00	NA	6.4
	10/7/2021	NA	108	0.201 J	0.581	0.564	96.6	NA					1,280	<4.00	NA	6.4
	10/13/2021	NA	178	0.140 J	0.734	0.507	131	NA					1,320	<4.00	NA	6.5
	10/21/2021	NA	102	0.133 J	0.635	0.787	93.3	NA					1,270	<4.00	NA	6.5
	11/5/2021	NA	141	0.363 J	<0.0391	0.454	108	NA					1,250	<4.00	NA	6.6
	11/11/2021	NA	115	<0.100	0.677	0.374	97.6	NA					1,240	<4.00	NA	6.5
	11/18/2021	NA	103	<0.100	0.600	1.28	98.1	NA					1,140	<4.00	NA	6.6
	11/24/2021	NA	163	<0.500	0.680	0.539	127	NA					1,500	<4.00	NA	6.3
	12/1/2021	NA	120	0.148 J	0.604	0.511	103	NA					1,240	<4.00	NA	6.9
	12/8/2021	NA	188	<0.100	0.759	0.684	123	NA					1,250	<4.00	NA	6.3
	12/16/2021	NA	134	<0.100	0.529	<0.0293	113	NA					1,180	<4.00	NA	6.3
	12/22/2021	NA	163	<0.100	0.670	0.462	122	NA					1,280	<4.00	NA	6.4
	12/29/2021	NA	210	<0.100	1.02	0.415	115	NA					1,280	<4.00	NA	6.3
	1/6/2022	NA	106	<0.100	0.559	0.746	97.5	NA					1,300	<4.00	NA	6.4
	1/12/2022	NA	73.9	0.288 J	0.506	1.47	92.2	NA					1,150	<4.00	NA	6.2
	1/19/2022	NA	120	<0.100	0.591	0.757	104	NA					1,290	<4.00	NA	6.1
	1/26/2022	NA	120	<0.100	0.592	0.608	100	NA					1,270	<4.00	NA	6.1
	2/2/2022	Unable to Sample due to Incliment Weather. Booster Pump for Levey Well Damaged by Freeze.														
	2/8/2022	NA	148	0.156 J	0.683	1.03	125	NA					1,290	<4.00	NA	6.1
	2/16/2022	NA	186	0.409 J	0.809	0.338	113	NA					1,320	<4.00	NA	6.2
	2/25/2022	NA	133	0.704	0.536	0.647	154	NA					1,280	<4.00	NA	6.3
	3/3/2022	NA	126	<0.100	0.776	0.992	112	NA					1,360	<4.00	NA	6.1
	3/9/2022	NA	167	<0.100	0.789	2.12	133	NA					1,330	<4.00	NA	6.2
	3/14/2022	Booster Pump for Levey Well Repaired and Back on Running Full Time.														
	3/16/2022	NA	165	<0.100	0.890	1.47	135	NA					1,350	<4.00	NA	6.2

ENSOLUM

TABLE 2
GROUNDWATER SAMPLING (General Water Chemistry) ANALYTICAL DATA SUMMARY
Levey Well
Oxy Permian Ltd.
Hobbs, New Mexico
Ensolum Project No. 03B1417001 / 03B1417002

Sample Designation	Date	(mg/l)													%	SU
		Bromide	Chloride	Fluoride	Nitrate as N	Nitrite as N	Sulfate	Calcium	Magnesium	Potassium	Sodium	Total Dissolved Solids	Alkalinity, Bicarbonate (as CaCO3)	Alkalinity, Carbonate (as CaCO3)	Cation-Anion Balance	pH
20 NMAC 6.2 Water Quality - Ground and Surface Water Protection Human Health Standards		NE	250.0	1.6	10.0	1.0	NE	NE	NE	NE	NE	1,000.0	NE	NE	NE	6-9
MW-2	3/24/2022	NA	140	<0.100	<0.0391	0.389	120	NA					1,320	<4.00	NA	6.3
	3/31/2022	NA	150	<0.100	<0.0391	1.65	106	NA					1,340	<4.00	NA	6.3
	4/6/2022	NA	130	0.175 J	0.619	1.60	111	NA					1,360	<4.00	NA	6.2
	4/13/2022	NA	135	0.271 J	0.589	1.67	108	NA					1,380	<4.00	NA	6.5
	4/20/2022	NA	198	0.174 J	0.966	0.722	121	NA					1,330	<4.00	NA	6.4
	4/28/2022	NA	156	0.172 J	0.711	0.434	118	NA					1,380	<4.00	NA	6.4
	5/5/2022	NA	116	0.229 J	0.586	11.5	112	NA					1,330	<4.00	NA	6.3
	5/10/2022	NA	134	0.230 J	0.548	1.83	120	NA					1,320	<4.00	NA	6.3
	5/19/2022	NA	133	0.116 J	<0.0391	0.373	118	NA					1,380	<4.00	NA	6.2
	5/26/2022	NA	107	0.196 J	0.392	1.14	104	NA					1,320	<4.00	NA	6.0
	6/1/2022	NA	130	0.107 J	0.481	1.47	116	NA					1,340	<4.00	NA	6.3
	6/9/2022	NA	103	<0.100	0.330	0.236	103	NA					1,320	<4.00	NA	6.2
	6/17/2022	NA	99.0	0.213 J	0.395	0.702	102	NA					1,290	<4.00	NA	6.4
	6/23/2022	NA	109	<0.100	0.494	5.21	107	NA					1,270	<4.00	NA	6.3
	6/29/2022	NA	82.6	0.111 J	0.351	0.827	89.7	NA					1,330	<4.00	NA	6.2
	7/7/2022	NA	107	0.141 J	0.399	0.440	98.3	NA					1,300	<4.00	NA	6.4
	7/13/2022	NA	95.3	0.262 J	0.306	1.23	100	NA					1,280	<4.00	NA	6.2
	7/20/2022	NA	134	<0.100	0.485	1.46	122	NA					1,360	<4.00	NA	6.3
	7/27/2022	NA	101	<0.100	0.403	3.86	105	NA					1,340	<4.00	NA	6.4
	8/4/2022	NA	107	0.112 J	0.451	0.477	99.9	NA					1,250	<4.00	NA	6.2
	8/10/2022	NA	89.4	0.189 J	0.189	0.210	97.2	NA					1,260	<4.00	NA	6.3
	8/18/2022	NA	99.1	0.122 J	0.333	0.303	100	NA					1,280	<4.00	NA	6.3
	8/24/2022	NA	110	0.172 J	0.282	0.427	103	NA					1,290	<4.00	NA	6.3
	8/31/2022	NA	94.8	<0.100	0.175	0.238	94.4	NA					1,280	<4.00	NA	6.3
	9/15/2022	NA	94.4	0.538	0.232	2.31	98.7	NA					1,320	<4.00	NA	6.3
	9/22/2022	NA	94.4	0.260 J	0.650	0.481	105	NA					1,320	<4.00	NA	6.3
	9/28/2022	NA	91.2	0.498 J	0.261	<0.0293	92.5	NA					1,280	<4.00	NA	6.3
	10/4/2022	NA	88.9	0.143 J	0.497	0.189	97.0	NA					1,320	<4.00	NA	6.2
	10/14/2022	NA	82.6	0.101 J	<0.0391	0.0760 J	84.6	NA					1,320	<4.00	NA	6.2
	10/19/2022	NA	51.2	<0.100	0.101	<0.0293	48.5	NA					1,290	<4.00	NA	6.5
	10/27/2022	NA	124	0.165 J	0.319	0.871	104	NA					1,340	<4.00	NA	6.3
	11/2/2022	NA	91.1	0.148 J	0.221	0.947	92.9	NA					1,330	<4.00	NA	6.2
	11/9/2022	NA	97.8	0.161 J	0.273	0.366	101	NA					1,430	<4.00	NA	6.4
	11/16/2022	NA	86.0	0.180 J	0.206	0.579	91.4	NA					1,300	<4.00	NA	6.6
	11/30/2022	NA	90.4	0.133 J	0.264	0.168	91.1	NA					1,300	<4.00	NA	6.4
	12/9/2022	NA	78.0	0.158 J	0.217	0.785	82.5	NA					1,290	<4.00	NA	6.4
	12/15/2022	NA	100	0.120 J	0.331	1.64	91.2	NA					1,140	<4.00	NA	6.2
	12/21/2022	NA	94.8	0.212 J	0.252	1.16	99.5	NA					1,270	<4.00	NA	6.3
	12/29/2022	NA	124	0.114 J	0.527	0.338	95.6	NA					1,250	<4.00	NA	6.5
	1/4/2023	NA	92.6	0.126 J	0.318	1.23	88.2	NA					1,140	<4.00	NA	6.4
	1/13/2023	NA	72.6	0.112 J	0.227	0.381	81.1	NA					1,210	<4.00	NA	6.4
	1/19/2023	NA	96.5	0.135 J	0.185	0.320	96.7	NA					1,270	<4.00	NA	6.2
	1/25/2023	NA	83.2	0.133 J	0.128	0.416	87.9	NA					1,110	<4.00	NA	6.5
	2/2/2023	NA	80.8	<0.100	0.273	0.334	84.7	NA					1,180	<4.00	NA	6.2
	2/8/2023	NA	89.2	<0.100	0.180	0.392	92.3	NA					1,300	<4.00	NA	6.3
	2/17/2023	NA	89.9	0.226 J	0.194	0.178	96.2	NA					1,300	<4.00	NA	6.4
	2/22/2023	NA	98.9	0.113 J	0.606	0.162	70.9	NA					1,310	<4.00	NA	6.1
	3/3/2023	NA	130	<0.100	0.450	0.204	95.4	NA					1,200	<4.00	NA	6.2
	3/8/2023	NA	86.9	<0.100	0.139	0.239	94.5	NA					1,230	<4.00	NA	6.3
	3/15/2023	NA	89.8	<0.100	0.190	0.389	95.7	NA					1,190	<4.00	NA	6.2
	3/23/2023	NA	74.9	0.138 J	0.107	0.208	88.5	NA					1,250	<4.00	NA	6.3
	3/29/2023	NA	81.8	<0.100	0.150	0.975	90.9	NA					1,250	<4.00	NA	6.2
	4/6/2023	NA	83.9	<0.100	0.112	<0.0293	91.2	NA					1,300	<4.00	NA	6.5
	4/14/2023	NA	154	0.533	0.577	<0.0293	99.0	NA					1,380	<4.00	NA	6.8
	4/26/2023	NA	78.7	<0.100	0.194	1.49	89.3	NA					1,320	<4.00	NA	6.4

NOTES:
SU - standard units
mg/l - milligrams per liter
NE - not established
NA - not analyzed
J - The target analyte was positively identified below the quantitation limit and above the detection limit.
Concentrations highlighted in yellow exceed the NMAC Human Health Standards

ENSOLUM

TABLE 3
GROUNDWATER SAMPLING (Additional Parameters) ANALYTICAL DATA SUMMARY
South Hobbs G/SA Unit
Oxy Permian Ltd.
Hobbs, New Mexico
Ensolum Project No. 03B1417002

Sample Designation	Date	(mg/l)						°C
		Sulfide	Carbon Dioxide (Free)	TPH GRO	TPH DRO	TPH ORO	Total TPH	Temperature
20 NMAC 6.2 Water Quality - Ground and Surface Water Protection Human Health Standards		NE	NE	NE	NE	NE	NE	NE
MW-1	5/26/2020	<0.495	163	<0.943	1.48	<0.910	1.48	22.9
	6/30/2020	<5.00	648	<2.34	<2.34	<2.34	<2.34	21.9
	8/20/2020	<5.00	596	2.35	3.18	<2.26	5.53	23.7
	11/24/2020	<0.495	756	<0.907	<0.838	<0.838	<0.8380	19.1
	12/18/2020	<0.495	432	<0.909	<0.840	<0.840	<0.840	15.8
	12/23/2020	<0.495	553	<0.895	1.81 J	<0.827	1.81 J	15.5
	12/30/2020	<0.495	1,170	<0.917	<0.847	<0.847	<0.847	13.1
	1/6/2021	<0.495	585	<0.897	<0.829	<0.829	<0.829	12.7
	1/12/2021	<0.495	731	<0.891	<0.823	<0.823	<0.823	14.6
	1/20/2021	0.600 J	667	<0.889	<0.821	<0.821	<0.821	17.6
	1/27/2021	0.800 J	668	<0.909	<0.840	<0.840	<0.840	18.0
	2/3/2021	<0.495	699	<0.907	<0.838	<0.838	<0.838	20.6
	2/10/2021	1.20 J	423	1.66 J	<0.828	<0.828	1.66 J	14.1
	2/24/2021	0.600 J	448	<0.884	<0.817	<0.817	<0.817	18.0
	3/4/2021	<0.495	515	3.04	1.03 J	<0.846	4.07	18.8
	3/10/2021	1.20 J	499	<0.878	<0.811	<0.811	<0.811	18.6
	3/17/2021	<0.495	378	<0.886	<0.819	<0.819	<0.819	19.1
	3/25/2021	<0.495	333	17.2	1.00 J	<0.867	18.2	20.2
	3/31/2021	<0.495	526	<0.893	<0.825	<0.825	<0.825	18.4
	4/8/2021	<0.495	364	2.57 J	1.55 J	<0.867	4.12 J	18.9
	4/15/2021	<0.495	418	<0.887	<0.887	1.72 J	1.72 J	20.5
	4/21/2021	<0.495	415	<0.898	2.05 J	<0.867	2.05 J	18.8
	4/28/2021	<0.495	689	<0.890	1.19 J	<0.859	1.19 J	18.9
	5/5/2021	<0.495	647	<0.890	<0.890	<0.859	<0.890	18.8
	5/13/2021	<0.495	259	<0.893	<0.893	<0.862	<0.893	19.0
	5/19/2021	<0.495	679	<0.893	<0.893	<0.862	<0.893	21.5
	5/27/2021	<0.495	973	<0.923	<0.923	<0.891	<0.923	20.6
	6/2/2021	<0.495	619	<0.918	<0.918	<0.886	<0.918	18.1
	6/10/2021	<0.495	385	<0.915	<0.915	<0.883	<0.915	22.0
	6/16/2021	<0.495	323	<0.926	<0.926	<0.894	<0.926	18.2
	6/22/2021	<0.495	250	<0.938	<0.938	<0.905	<0.938	22.1
	6/30/2021	<0.495	324	<0.923	<0.923	<0.891	<0.923	21.0
	7/1/2021	Levey Well Now Running Full Time						
	7/7/2021	<0.495	241	<0.901	<0.901	<0.869	<0.901	18.4
	7/14/2021	<0.495	295	<0.991	<0.957	<0.991	<0.991	19.0
	7/20/2021	<0.495	321	<0.938	<0.938	<0.905	<0.938	19.8
	7/27/2021	<0.495	321	<0.906	<0.906	<0.875	<0.906	22.0
	8/5/2021	<0.495	196	<0.950	<0.950	<0.917	<0.950	21.9
	8/11/2021	<0.495	369	<0.932	<0.932	<0.900	<0.932	19.9
	8/19/2021	<0.495	457	<0.950	<0.950	<0.917	<0.950	20.8
	8/25/2021	<0.495	477	<0.918	<0.918	<0.886	<0.918	20.0
	9/2/2021	<0.495	416	<0.935	<0.935	<0.902	<0.935	20.6
	9/8/2021	<0.495	280	<0.953	<0.953	<0.920	<0.953	21.4
	9/14/2021	<0.495	289	<0.932	0.978 J	<0.900	0.978 J	19.3
	9/21/2021	1.00 J	105	<0.918	<0.918	<0.886	<0.918	18.0
	9/29/2021	<0.495	127	<0.998	<0.998	<0.963	<0.998	18.7
	10/7/2021	<0.495	143	<0.923	<0.923	<0.891	<0.923	18.0
	10/13/2021	<0.495	8.85	<0.950	<0.950	<0.917	<0.950	20.7
	10/21/2021	<0.495	434	<0.918	<0.918	<0.886	<0.918	19.9
	11/5/2021	<0.495	114	<1.03	<1.03	<0.993	<1.03	22.9
	11/11/2021	<0.495	563	<0.923	<0.923	<0.891	<0.923	19.3
	11/18/2021	<0.495	24.9	1.05 J	<0.969	<0.935	1.05 J	19.0
	11/24/2021	<5.00	159	<4.70	<4.70	<4.70	<4.70	19.7
	12/1/2021	<0.495	39.0	<0.935	<0.935	<0.902	<0.935	19.4
	12/8/2021	<0.495	122	<0.929	<0.929	<0.897	<0.929	18.1
	12/16/2021	<0.495	69.3	<0.962	<0.962	<0.929	<0.962	18.0
	12/22/2021	<0.495	49.5	1.34 J	<0.941	<0.908	1.34 J	21.5
	12/29/2021	<0.495	50.2	<0.935	<0.935	<0.902	<0.935	18.1
	1/6/2022	<0.495	67.0	<0.932	<0.932	<0.900	<0.932	18.0
	1/12/2022	<0.495	130	0.960 J	1.06 J	<0.900	2.02 J	21.7
	1/19/2022	<0.495	56.4	<0.912	<0.912	<0.880	<0.912	18.0
	1/26/2022	<0.495	44.7	<0.898	<0.898	<0.867	<0.898	18.8
	2/2/2022	Unable to Sample due to Incliment Weather. Booster Pump for Levey Well Damaged by Freeze.						
	2/8/2022	<0.495	95.7	<0.895	<0.895	<0.864	<0.895	20.8
	2/16/2022	<0.495	61.0	<0.877	<0.877	<0.846	<0.877	18.7
	2/25/2022	<0.495	54.2	<0.923	<0.923	<0.891	<0.923	20.0
	3/3/2022	<0.495	90.5	<0.935	<0.935	<0.902	<0.935	18.2
	3/9/2022	<0.495	40.7	<0.874	<0.874	<0.874	<0.874	18.1
	3/14/2022	Booster Pump for Levey Well Repaired and Back on Running Full Time.						
	3/16/2022	<0.495	67.6	<0.959	<0.959	<0.959	<0.959	18.1
	3/24/2022	<0.495	37.5	<0.901	<0.901	<0.869	<0.901	18.9
	3/31/2022	<0.495	43.7	<0.926	<0.926	<0.894	<0.926	19.0
	4/6/2022	<0.495	41.6	<0.926	<0.926	<0.894	<0.926	18.1
	4/13/2022	<0.495	13.0	<0.918	<0.918	<0.886	<0.918	19.0
	4/20/2022	<0.495	72.4	<0.904	<0.904	<0.872	<0.904	18.3
	4/28/2022	<0.495	18.9	<0.890	<0.890	<0.859	<0.890	19.9
	5/5/2022	<0.495	31.8	<0.912	<0.912	<0.880	<0.912	19.5
	5/10/2022	1.20 J	31.5	<0.985	<0.985	<0.950	<0.985	16.7
	5/19/2022	0.600 J	41.5	<0.926	<0.926	<0.894	<0.926	20.3
	5/26/2022	1.00 J	32.2	<0.920	<0.920	<0.888	<0.920	18.0
	6/1/2022	0.800 J	19.0	<0.926	<0.926	<0.894	<0.926	20.5
	6/9/2022	0.600 J	24.6	<0.962	<0.962	<0.929	<0.962	20.3
	6/17/2022	<0.495	21.1	<0.918	<0.918	<0.886	<0.918	18.3
	6/23/2022	0.800 J	32.5	<0.932	<0.932	<0.900	<0.932	18.0
	6/29/2022	1.00 J	33.2	0.954 J	<0.923	<0.891	0.954 J	15.8
	7/7/2022	0.600 J	22.2	<0.947	<0.947	<0.914	<0.947	23.1
	7/13/2022	<0.495	31.9	<0.950	<0.950	<0.917	<0.950	20.6
	7/20/2022	<0.495	31.4	<0.959	<0.959	<0.926	<0.959	20.0
	7/27/2022	<0.495	10.6	<0.904	<0.904	<0.872	<0.904	17.6
	8/4/2022	0.800 J	31.9	<0.906	<0.906	<0.875	<0.906	19.2
	8/10/2022	1.00 J	35.0	<0.929	<0.929	<0.897	<0.929	19.8
	8/18/2022	<0.495	52.4	<1.04	<1.04	<1.00	<1.04	20.7
	8/24/2022	1.40 J	34.4	<4.78	<4.78	<4.78	<4.78	18.2
	8/31/2022	1.20 J	22.0	<0.932	<0.932	<0.900	<0.932	19.9
	9/15/2022	0.800 J	55.4	<0.988	<0.988	<0.954	<0.988	18.6
	9/22/2022	<0.495	28.0	<0.944	<0.944	<0.911	<0.944	21.0
	9/28/2022	1.20 J	28.5	<0.956	<0.956	<0.923	<0.956	17.9
	10/4/2022	0.800 J	34.2	<0.895	<0.895	<0.864	<0.895	17.8
	10/14/2022	1.20 J	26.6	<0.935	<0.935	<0.902	<0.935	18.7
	10/19/2022	<0.495	22.4	<0.981	<0.981	<0.947	<0.981	18.4
	10/27/2022	<0.495	22.0	<1.00	<1.00	<0.968	<1.00	25.0
	11/2/2022	<0.495	31.7	<0.972	<0.972	<0.938	<0.972	25.0

ENSOLUM

TABLE 3
GROUNDWATER SAMPLING (Additional Parameters) ANALYTICAL DATA SUMMARY
South Hobbs G/SA Unit
Oxy Permian Ltd.
Hobbs, New Mexico
Ensolum Project No. 03B1417002

Sample Designation	Date	(mg/l)						°C
		Sulfide	Carbon Dioxide (Free)	TPH GRO	TPH DRO	TPH ORO	Total TPH	Temperature
20 NMAC 6.2 Water Quality - Ground and Surface Water Protection Human Health Standards		NE	NE	NE	NE	NE	NE	NE
MW-1	11/9/2022	<0.495	**33.0**	<0.972	<0.972	<0.938	<0.972	**21.4**
	11/16/2022	<0.495	**28.2**	<1.00	<1.00	<0.970	<1.00	**18.0**
	11/30/2022	<0.495	**30.0**	<0.915	<0.915	<0.883	<0.915	**18.5**
	12/9/2022	<0.495	**19.5**	<1.00	<1.00	<0.970	<1.00	**17.1**
	12/15/2022	<0.495	**43.9**	<0.918	<0.918	<0.886	<0.918	**15.7**
	12/21/2022	<0.495	**37.8**	<0.890	<0.890	<0.859	<0.890	**15.8**
	12/29/2022	<0.495	**64.9**	<0.938	<0.938	<0.905	<0.938	**16.7**
	1/4/2023	<0.495	**28.1**	<0.923	<0.923	<0.891	<0.923	**15.9**
	1/13/2023	<0.495	**45.0**	<0.935	<0.935	<0.902	<0.935	**13.8**
	1/19/2023	**0.800 J**	**53.9**	<0.918	<0.918	<0.886	<0.918	**16.0**
	1/25/2023	<0.495	**28.9**	<1.00	<1.00	<0.966	<1.00	**19.5**
	2/2/2023	<0.495	**52.2**	<0.978	<0.978	<0.944	<0.978	**18.6**
	2/8/2023	<0.495	**45.3**	<0.969	<0.969	<0.935	<0.969	**16.9**
	2/17/2023	<0.495	**27.2**	<0.938	<0.938	<0.905	<0.938	**20.0**
	2/22/2023	<0.495	**66.3**	<0.906	<0.906	<0.875	<0.906	**18.7**
	3/3/2023	<0.495	**39.0**	<0.893	<0.893	<0.862	<0.893	**17.5**
	3/8/2023	<0.495	**79.3**	<1.01	<1.01	<0.976	<1.01	**18.6**
	3/15/2023	<0.495	**65.4**	**1.34 J**	<1.01	<0.976	**1.34 J**	**14.1**
	3/23/2023	<0.495	**63.2**	<0.938	<0.938	<0.905	<0.938	**18.2**
	3/29/2023	<0.495	**75.1**	<0.947	<0.947	<0.914	<0.947	**15.9**
	4/6/2023	<0.495	**55.8**	<0.920	<0.920	<0.888	<0.920	**15.8**
	4/14/2023	<0.495	**44.1**	<0.909	<0.909	<0.877	<0.909	**18.8**
	4/26/2023	<0.495	**67.9**	<0.981	<0.981	<0.947	<0.981	**19.8**

ENSOLUM

TABLE 3
GROUNDWATER SAMPLING (Additional Parameters) ANALYTICAL DATA SUMMARY
South Hobbs G/SA Unit
Oxy Permian Ltd.
Hobbs, New Mexico
Ensolum Project No. 03B1417002

Sample Designation	Date	(mg/l)						°C
		Sulfide	Carbon Dioxide (Free)	TPH GRO	TPH DRO	TPH ORO	Total TPH	Temperature
20 NMAC 6.2 Water Quality - Ground and Surface Water Protection Human Health Standards		NE	NE	NE	NE	NE	NE	NE
MW-2	5/26/2020	<0.495	923	2.10	1.07 J	<0.900	6.16	23.1
	6/30/2020	<5.00	1,290	<2.32	<2.32	<2.32	<2.32	22.1
	8/20/2020	<5.00	1,150	2.75	3.29	<2.26	6.02	23.0
	11/24/2020	<0.495	1,300	1.73 J	2.17 J	<0.835	3.900	19.1
	12/18/2020	0.600 J	958	1.34 J	0.915 J	<0.824	2.26 J	15.1
	12/23/2020	<0.495	1,090	1.61 J	1.12 J	<0.837	2.73	15.6
	12/30/2020	<0.495	1,090	<0.893	<0.825	<0.825	<0.825	12.1
	1/6/2021	<0.495	1,240	1.99 J	<0.824	<0.824	1.99 J	13.1
	1/12/2021	11.2	1,450	1.64 J	<0.833	<0.833	1.64 J	13.9
	1/20/2021	9.60	1,390	<0.907	<0.838	<0.838	<0.838	18.2
	1/27/2021	15.0	1,600	1.31 J	<0.834	<0.834	1.31 J	13.4
	2/3/2021	<0.495	1,030	0.955 J	1.15 J	<0.813	2.11 J	20.9
	2/10/2021	<0.495	915	2.08	<0.746	<0.746	2.08	11.5
	2/24/2021	<0.495	793	1.01 J	<0.832	<0.832	1.01 J	19.4
	3/4/2021	<0.495	1,030	1.74 J	<0.819	<0.819	1.74 J	18.2
	3/10/2021	<0.495	1,010	<0.893	<0.825	<0.825	<0.825	18.5
	3/17/2021	<0.495	970	2.33	<0.835	<0.835	2.33	19.5
	3/25/2021	<0.495	653	1.50 J	1.16 J	<0.857	2.66 J	20.2
	3/31/2021	<0.495	1,110	<0.941	<0.941	<0.908	<0.941	18.3
	4/8/2021	<0.495	1,010	2.30 J	1.01 J	<0.875	3.31 J	18.9
	4/15/2021	<0.495	2,200	2.49 J	0.999 J	1.70 J	5.19	20.1
	4/21/2021	<0.495	1,230	1.01 J	0.913 J	<0.856	1.92 J	18.9
	4/28/2021	<0.495	1,100	2.54 J	1.19 J	<0.872	3.73 J	19.0
	5/5/2021	<0.495	1,350	2.09 J	<0.890	<0.859	2.09 J	18.8
	5/13/2021	<0.495	1,320	1.18 J	<0.906	<0.875	1.18 J	19.6
	5/19/2021	<0.495	1,730	1.46 J	<0.901	<0.869	1.46 J	19.8
	5/27/2021	<0.495	798	<0.920	<0.920	<0.888	<0.920	20.8
	6/2/2021	<0.495	1,580	2.01 J	<0.895	<0.864	2.01 J	18.1
	6/10/2021	<0.495	2,010	1.46 J	<0.882	<0.851	1.46 J	22.0
	6/16/2021	<0.495	810	0.963 J	<0.826	<0.797	0.963 J	18.0
	6/22/2021	<0.495	795	1.18 J	<0.947	<0.914	1.18 J	22.2
	6/30/2021	<0.495	975	1.21 J	<0.893	<0.862	1.21 J	20.3
	7/1/2021	Levey Well Now Running Full Time						
	7/7/2021	<0.495	889	1.62 J	<0.906	<0.875	1.62 J	18.3
	7/14/2021	<0.495	1,080	<0.965	<0.965	<0.932	<0.965	19.3
	7/20/2021	<0.495	1,170	1.16 J	<0.898	<0.867	1.16 J	19.8
	7/27/2021	<0.495	950	1.03 J	<0.906	<0.875	1.03 J	22.3
	8/5/2021	<0.495	778	<0.909	<0.909	<0.877	<0.909	22.1
	8/11/2021	<0.495	1,040	1.46 J	<0.887	<0.856	1.46 J	19.7
	8/19/2021	<0.495	2,010	1.93 J	<0.959	<0.926	1.93 J	20.7
	8/25/2021	<0.495	1,400	1.01 J	<0.932	<0.900	1.01 J	19.2
	9/2/2021	<0.495	1,830	3.03 J	2.11 J	<0.920	5.14	21.4
	9/8/2021	<0.495	1,570	1.70 J	<0.932	<0.900	1.70 J	20.5
	9/14/2021	<0.495	1,240	1.93 J	1.01 J	<0.917	2.94 J	19.4
	9/21/2021	<0.495	1,260	1.33 J	<0.941	<0.908	1.33 J	18.0
	9/29/2021	<0.495	1,040	1.60 J	<1.19	<1.15	1.60 J	18.5
	10/7/2021	<0.495	1,020	1.45 J	<0.988	<0.954	1.45 J	18.0
	10/13/2021	<0.495	834	1.56 J	<0.935	<0.902	1.56 J	20.6
	10/21/2021	<0.495	2,420	1.64 J	<0.918	<0.886	1.64 J	19.8
	11/5/2021	<0.495	628	1.39 J	<0.965	<0.932	1.39 J	22.8
	11/11/2021	<0.495	4,500	2.27 J	<0.985	<0.950	2.27 J	18.5
	11/18/2021	<0.495	574	2.56 J	<0.923	<0.891	2.56 J	19.5
	11/24/2021	<5.00	1,500	2.34 J	<4.59	<4.59	2.34 J	19.1
	12/1/2021	<0.495	313	1.69 J	<0.912	<0.880	1.69 J	19.2
	12/8/2021	<0.495	1,260	1.86 J	<0.932	<0.900	1.86 J	18.9
	12/16/2021	<0.495	957	1.15 J	<0.947	<0.914	1.15 J	18.0
	12/22/2021	<0.495	1,020	1.95 J	<0.944	<0.911	1.95 J	21.6
	12/29/2021	<0.495	1,250	1.15 J	<0.935	<0.902	1.15 J	18.0
	1/6/2022	<0.495	1,030	1.31 J	<0.915	<0.883	1.31 J	18.2
	1/12/2022	<0.495	1,450	3.63 J	1.34 J	<1.00	4.97 J	22.0
	1/19/2022	<0.495	1,420	2.83 J	<0.915	<0.883	2.83 J	18.2
	1/26/2022	<0.495	2,020	<0.923	<0.923	<0.891	<0.923	18.8
	2/2/2022	Unable to Sample due to Incliment Weather. Booster Pump for Levey Well Damaged by Freeze.						
	2/8/2022	<0.495	2,050	1.31 J	<0.909	<0.877	1.31 J	20.7
	2/16/2022	<0.495	1,670	0.974 J	<0.864	<0.834	0.974 J	18.3
	2/25/2022	<0.495	1,280	1.43 J	<0.965	<0.932	1.43 J	19.9
	3/3/2022	<0.495	2,160	1.86 J	<0.909	<0.877	1.86 J	18.1
	3/9/2022	<0.495	1,680	1.77 J	<0.947	<0.914	1.77 J	18.4
	3/14/2022	Booster Pump for Levey Well Repaired and Back on Running Full Time.						
	3/16/2022	<0.495	1,700	2.22 J	<0.915	<0.883	2.22 J	18.1
	3/24/2022	<0.495	1,330	1.29 J	<0.909	<0.877	1.29 J	19.1
	3/31/2022	<0.495	1,340	1.28 J	<0.938	<0.905	1.28 J	19.0
	4/6/2022	<0.495	1,720	1.00 J	<0.938	<0.905	1.00 J	18.1
	4/13/2022	<0.495	874	0.915 J	<0.906	<0.875	0.915 J	19.0
	4/20/2022	<0.495	1,060	1.06 J	<0.901	<0.869	1.06 J	18.6
	4/28/2022	<0.495	1,100	1.76 J	<0.915	<0.883	1.76 J	19.8
	5/5/2022	0.600 J	1,330	1.40 J	<0.920	<0.888	1.40 J	19.2
	5/10/2022	<0.495	1,320	1.63 J	<0.965	<0.932	1.63 J	16.8
	5/19/2022	<0.495	1,740	1.80 J	<0.915	<0.883	1.80 J	20.5
	5/26/2022	<0.495	2,650	1.02 J	<0.950	<0.917	1.02 J	18.1
	6/1/2022	<0.495	1,340	1.43 J	<0.909	<0.877	1.43 J	20.5
	6/9/2022	<0.495	1,080	1.23 J	<0.938	<0.905	1.23 J	19.8
	6/17/2022	<0.495	894	1.49 J	<0.895	<0.864	1.49 J	17.8
	6/23/2022	<0.495	1,270	1.25 J	<0.920	<0.888	1.25 J	18.0
	6/29/2022	<0.495	1,680	<0.935	<0.935	<0.902	<0.935	15.9
	7/7/2022	<0.495	1,190	0.912 J	<0.906	<0.875	0.912 J	23.0
	7/13/2022	<0.495	1,610	1.17 J	<0.947	<0.914	1.17 J	20.1
	7/20/2022	<0.495	1,360	1.07 J	<0.981	<0.947	1.07 J	19.8
	7/27/2022	<0.495	1,070	1.49 J	<0.975	<0.941	1.49 J	18.2
	8/4/2022	<0.495	1,570	1.31 J	<0.904	<0.872	1.31 J	19.2
	8/10/2022	<0.495	1,260	1.17 J	<0.932	<0.900	1.17 J	19.3
	8/18/2022	<0.495	1,280	1.43 J	7.62	<0.897	9.05	21.3
	8/24/2022	<5.00	1,300	1.18 J	<4.63	<4.63	1.18 J	18.0
	8/31/2022	1.00 J	1,290	1.08 J	<0.950	<0.917	1.08 J	20.0
	9/15/2022	<0.495	1,320	1.83 J	<1.07	<1.04	1.83 J	18.9
	9/22/2022	<0.495	1,320	1.56 J	<1.05	<1.01	1.56 J	20.9
	9/28/2022	<0.495	1,280	1.06 J	<1.05	<1.01	1.06 J	18.6
	10/4/2022	<0.495	1,670	1.11 J	<0.904	<0.872	1.11 J	17.6
	10/14/2022	<0.989	1,670	1.12 J	<0.915	<0.883	1.12 J	18.1
	10/19/2022	<0.495	814	1.46 J	<0.877	<0.846	1.46 J	18.3
	10/27/2022	<0.495	1,350	<0.988	<0.988	<0.954	<0.988	25.0
	11/2/2022	<0.495	1,680	1.82 J	<0.978	<0.944	1.82 J	25.0
	11/9/2022	<4.95	1,220	1.14 J	<0.978	<0.944	1.14 J	21.2
	11/16/2022	<0.495	653	2.20 J	<0.909	<0.877	2.20 J	18.0

ENSOLUM

TABLE 3
GROUNDWATER SAMPLING (Additional Parameters) ANALYTICAL DATA SUMMARY
South Hobbs G/SA Unit
Oxy Permian Ltd.
Hobbs, New Mexico
Ensolum Project No. 03B1417002

Sample Designation	Date	(mg/l)						°C
		Sulfide	Carbon Dioxide (Free)	TPH GRO	TPH DRO	TPH ORO	Total TPH	Temperature
20 NMAC 6.2 Water Quality - Ground and Surface Water Protection Human Health Standards		NE	NE	NE	NE	NE	NE	NE
	11/30/2022	<0.495	**1,030**	<0.959	<0.959	<0.926	<0.959	**18.7**
	12/9/2022	<0.495	**1,030**	**1.38 J**	<0.969	<0.935	**1.38 J**	**17.3**
	12/15/2022	<0.495	**1,440**	**1.71 J**	<0.988	<0.954	**1.71 J**	**15.3**
	12/21/2022	<0.495	**1,280**	**1.11 J**	<0.904	<0.872	**1.11 J**	**16.3**
	12/29/2022	<0.495	**789**	<0.923	<0.923	<0.891	<0.923	**17.3**
	1/4/2023	<0.495	**910**	**1.66 J**	<0.988	<0.954	**1.66 J**	**16.8**
	1/13/2023	<0.495	**966**	**1.43 J**	<0.941	<0.908	**1.43 J**	**13.6**
	1/19/2023	<0.495	**1,610**	**1.06 J**	<0.929	<0.897	**1.06 J**	**16.3**
	1/25/2023	<0.495	**704**	<0.923	<0.923	<0.891	<0.923	**19.3**
	2/2/2023	<0.495	**1,480**	**1.01 J**	<0.959	<0.926	**1.01 J**	**18.7**
	2/8/2023	<0.495	**1,300**	**0.984 J**	<0.898	<0.867	**0.984 J**	**16.7**
	2/17/2023	<0.495	**1,040**	**1.24 J**	<0.953	<0.920	**1.24 J**	**20.0**
	2/22/2023	<0.495	**2,070**	**1.97 J**	<0.926	<0.894	**1.97 J**	**18.7**
	3/3/2023	<0.495	**1,520**	**2.46 J**	<0.991	<0.957	**2.46 J**	**18.1**
	3/8/2023	<0.495	**1,560**	**1.18 J**	<1.01	<0.976	**1.18 J**	**19.1**
	3/15/2023	<0.495	**1,500**	<1.01	<1.01	<0.976	<1.01	**14.2**
	3/23/2023	<0.495	**1,260**	<0.920	<0.920	<0.888	<0.920	**17.3**
	3/29/2023	<0.495	**1,580**	<0.920	<0.929	<0.897	<0.929	**16.6**
	4/6/2023	<0.495	**821**	**1.04 J**	<0.988	<0.954	**1.04 J**	**15.5**
	4/14/2023	<0.495	**438**	**1.22 J**	<0.895	<0.864	**1.22 J**	**18.8**
	4/26/2023	<0.495	**1,050**	**1.03 J**	<0.935	<0.902	**1.03 J**	**20.2**

NOTES:
°C - degrees celsius
mg/l - milligrams per liter
NE - not established
J - The target analyte was positively identified below the quantitation limit and above the detection limit.

Received by OCD: 11/8/2023 2:53:24 PM

ENSOLUM

TABLE 4
AIR SAMPLING (VOCs) ANALYTICAL DATA SUMMARY
Levey Well
Oxy Permian Ltd.
Hobbs, New Mexico
Ensolum Project No. 03B1417001

Sample Designation	Date	Time	Acetone	Benzene	Bromomethane	Carbon disulfide	Chloromethane	2-Chlorotoluene	Cyclohexane	1,2-Dichloroethane	cis-1,2-Dichloroethene	Ethanol	Ethylbenzene	4-Ethyltoluene	Trichlorofluoromethane	Dichlorodifluoromethane	Heptane	n-Hexane	Isopropylbenzene	Methylene Chloride	Methyl Butyl Ketone	2-Butanone (MEK)	4-Methyl-2-pentanone (MIBK)	Methyl methacrylate	Naphthalene	2-Propanol	Styrene	Tetrachloroethylene	Tetrahydrofuran	Toluene	1,1,1-Trichloroethane	Trichloroethylene	1,2,4-Trimethylbenzene	1,3,5-Trimethylbenzene	Vinyl acetate	m&p-Xylene	o-Xylene	TPH (GC/MS) Low Fraction
			(ug/m3)																																			
	1/25/2021	0823	229	<6.39	<7.76	9.52	<4.13	<10.3	575	<8.10	<7.93	324	<8.67	<9.82	<11.2	<17.0	299	980	<9.83	<6.94	<51.1	<36.9	<51.2	<8.19	<33.0	<30.7	<8.51	<13.6	<5.90	<18.8	<10.9	22.2	<9.82	<9.82	<7.04	<17.3	<8.67	17,500
	1/25/2021	1213	<2.97	<0.639	<0.776	<0.622	<0.413	<1.03	2.01	<0.810	<0.793	4.98	<0.867	<0.982	<1.12	<1.70	1.44	3.20	<0.983	<0.694	<5.11	<3.69	<5.12	<0.819	<33.0	<3.07	<0.851	<1.36	<0.590	<1.88	<1.09	<1.36	1.14	1.29	<0.704	<1.73	<0.867	<826
	1/28/2021	1316	14,800	<0.639	2.96	246	22.5	42.5	1,770	<0.810	<0.793	2,410	53.8	298	<1.12	2.03	1,220	2,890	150	<0.694	101	2,340	53.2	<0.819	<33.0	438	<0.851	72.6	<0.590	95.7	<1.09	<1.07	445	375	<0.704	246	147	61,100
	2/10/2021	1300	1,140	<12.8	<15.5	181	<8.26	<20.6	10,800	<16.2	<15.9	<23.8	44.2	426	<22.5	<19.8	4,040	14,000	92.4	<13.9	<102	79.0	<102	<16.4	<66.0	<61.5	<17.0	<27.2	<11.8	66.3	<21.8	<21.4	334	584	<14.1	361	218	315,000
	2/24/2021	1045	<2.97	<0.639	<0.776	161	<0.413	<1.03	4,510	<0.810	9.83	<1.19	88.4	491	<1.12	<0.989	2,200	5,610	249	<0.694	<5.11	<3.69	<5.12	<0.819	<33.0	<3.07	<0.851	5.47	<0.590	101	<1.09	1.14	218	305	<0.704	633	388	114,000
	3/4/2021	1402	375	<3.19	<3.88	67.9	<2.07	<5.15	2,620	<4.05	<3.96	88.6	56.4	<4.91	<5.62	<4.95	847	4,690	176	<3.47	<25.6	72.0	<25.6	<4.09	22.8	<15.4	<4.25	<6.79	<2.95	49.3	<5.44	<5.36	1,460	913	<3.52	533	198	83,400
	3/10/2021	1050	<2.97	<0.639	<0.776	71.0	<0.413	<1.03	3,300	<0.810	<0.793	<1.19	61.1	1,070	1.26	<0.989	990	4,120	205	<0.694	<5.11	54.8	<5.12	<0.819	<3.30	<3.07	<0.851	<1.36	<0.590	55.4	<1.09	<1.07	947	825	<0.704	516	249	120,000
	3/17/2021	1135	806	<0.639	<0.776	95.6	<0.413	<1.03	3,160	<0.810	<0.793	50.2	63.3	444	1.38	<0.989	1,240	4,550	128	<0.694	<5.11	139	<5.12	<0.819	<3.30	46.5	<0.851	<1.36	<0.590	101	<1.09	<1.07	332	313	<0.704	432	179	88,800
	3/25/2021	1111	<2.97	<0.639	<0.776	<0.622	<0.413	<1.03	11,700	<0.810	<0.793	41.3	65.9	<0.982	<1.12	<0.989	2,500	12,800	157	<0.694	<5.11	<3.69	<5.12	<0.819	<3.30	<3.07	<0.851	<1.36	<0.590	67.4	<1.09	<1.07	424	359	<0.704	382	205	256,000
	3/31/2021	1055	1,880	<0.639	<0.776	<0.622	<0.413	<1.03	22,300	<0.810	<0.793	96.3	78.0	185	<1.12	<0.982	4,420	24,000	150	<0.694	<5.11	244	<5.12	<0.819	<3.30	<3.07	<0.851	17.5	<0.590	73.1	9.57	<1.07	292	265	<0.704	352	193	305,000
	4/8/2021	1205	2,350	843	<311	<249	<165	<412	30,500	<324	<317	2,830	<347	736	<450	<396	<327	64,500	<393	<278	<2,040	<1,470	<2,050	<328	<1,320	1,470	<340	<543	<236	<753	<435	<429	453	420	<282	737	<347	574,000
	4/15/2021	1228	1,200	<12.8	<15.5	97.7	<8.26	<20.6	41,000	<16.2	<15.9	98.0	91.9	447	<22.5	<19.8	4,950	98,000	134	<13.9	<102	206	<102	<16.4	<66.0	<61.5	<17.0	<27.2	<11.8	101	<21.8	<21.4	197	198	<14.1	620	190	438,000
	4/21/2021	1340	639	<0.639	<0.776	<0.622	<0.413	<1.03	2,390	<0.810	<0.793	234	72.4	309	<1.12	<0.989	969	5,710	166	<0.694	<5.11	280	<5.12	<0.819	<3.30	127	<0.851	<1.36	<0.590	48.2	<1.09	<1.07	216	447	<0.704	296	225	<826
	4/28/2021	1215	1,210	<12.8	<15.5	134	<8.26	<20.6	6,650	<16.2	<15.9	343	129	1,540	<22.5	<19.8	<16.4	13,200	264	<13.9	<102	229	<102	<16.4	<66.0	143	<17.0	<27.2	<11.8	95.3	<21.8	<21.4	1,050	761	<14.1	954	313	261,000
	5/5/2021	1235	371	<12.5	<15.5	12.6	<8.26	<20.6	844	<16.2	<15.9	326	27.2	88.3	<22.5	<19.8	326	1,120	58.0	<13.9	<102	93.8	<102	<16.4	<66.0	<61.5	<17.0	<27.2	<11.8	<37.7	<21.8	<21.4	179	142	<14.1	185	65.0	273,000
	5/13/2021	1320	1,220	<12.8	<15.5	39.8	<8.26	<20.6	6,130	29.9	<15.9	456	88.4	545	<22.5	<19.8	2,300	7,300	228	<13.9	<102	226	<102	<16.4	<66.0	219	<17.0	<27.2	<11.8	62.5	<21.8	<21.4	1,230	756	<14.1	668	251	205,000
	5/19/2021	1445	1,700	<1.28	<1.55	<1.24	<0.826	<2.06	6,680	<1.62	<1.59	226	76.7	306	<2.25	<1.98	2,010	12,300	179	<1.39	122	200	<10.2	<1.64	<6.60	205	<1.70	<2.72	<1.18	50.5	<2.18	3.46	520	550	<1.41	577	195	175,000
	5/27/2021	1245	380	0.664	<0.776	<0.622	1.57	<1.03	1.14	<0.810	<0.793	6,130	3.68	7.07	1.51	2.64	9.98	157	<0.983	13.5	13.5	115	263	<0.819	<3.30	976	301	<1.36	149	86.3	<1.09	<1.07	15.4	4.37	<0.704	12.1	3.70	17,900
	6/2/2021	1220	1,280	<12.8	<15.5	<12.4	<8.26	<20.6	5,480	<16.2	<15.9	317	78.5	241	<22.5	<19.8	1,500	6,840	162	<13.9	<102	188	<102	<16.4	<66.0	125	<17.0	<27.2	<11.8	47.1	<21.8	<21.4	555	356	<14.1	542	174	179,000
	6/10/2021	1150	3,470	<12.8	<15.5	106	<8.26	<20.6	2,260	<16.2	<15.9	722	21.6	169	<22.5	<19.8	507	3,020	48.1	<13.9	<102	295	<102	<16.4	<66.0	234	<17.0	<27.2	<11.8	<37.7	<21.8	<21.4	89.3	73.1	<14.1	127	49.4	95,800
	6/16/2021	1217	2,160	<0.639	<0.776	43.0	<0.413	<1.03	806	<0.810	<0.793	609	17.9	145	<1.12	<0.989	308	1,670	32.2	<0.694	35.6	251	<5.12	<0.819	<3.30	201	<0.851	<1.36	<0.590	29.3	<1.09	<1.07	85.9	58.9	<0.704	88.9	34.4	32,400
	6/22/2021	1240	1,190	<6.39	<7.76	<6.22	<4.13	<10.3	2,440	<8.10	<7.93	347	9.49	78.0	<11.2	<9.89	<8.18	7,510	20.4	<6.94	<51.1	168	<51.2	<8.19	<33.0	<30.7	<8.51	<13.6	<5.90	<18.8	<10.9	<10.7	38.8	29.6	<7.04	52.2	21.9	58,200
	6/30/2021	1130	3,870	<6.39	<7.76	41.1	<4.13	<10.3	2,590	<8.10	<7.93	1,230	17.9	78.5	<11.2	<9.89	1,120	6,450	<9.83	<6.94	<51.1	433	<51.2	<8.19	<33.0	310	<8.51	20.3	<5.90	86.6	<10.9	<10.7	45.1	32.2	<7.04	78.0	35.1	123,000
	7/1/2021	1200	Levey Well Now Running Full Time																																			
	7/27/2021	1332	<238	<51.1	<62.1	<49.8	<33.0	<82.5	334,000	<64.8	<63.4	<189	<69.4	107	<89.9	<79.1	405,000	3,160,000	<78.7	<55.6	<409	<295	<409	<65.5	<264	2,580	<68.1	218	<47.2	<151	<87.0	<85.7	95.2	177	<56.3	258	147	11,800,000
	8/5/2021	1443	<1,190	<256	<311	<249	<165	<412	348,000	3,740	<314	<943	<347	<393	<450	<396	474,000	2,890,000	<393	<278	<2,040	<1,470	<2,050	<328	<1,320	<1,230	<340	<543	<236	1,270	<435	<429	545	<393	<282	698	<347	8,300,000
	8/11/2021	1325	<59.4	<12.8	<15.5	<12.4	<8.26	<20.6	<13.8	<16.2	<15.9	<47.1	49.4	427	<22.5	<19.8	190,000	1,210,000	61.5	<13.9	<102	<73.7	<102	<16.4	<66.0	<61.5	<17.0	<27.2	<11.8	802	<21.8	<21.4	253	393	<14.1	185	131	5,910,000
	8/19/2021	1446	817	<12.8	<15.5	<12.4	<8.26	<20.6	10,600	<16.2	<15.9	<47.1	<17.3	37.1	<22.5	<19.8	13,300	59,900	<19.7	<13.9	<102	<73.7	<102	<16.4	<66.0	<61.5	<17.0	<27.2	<11.8	223	<21.8	<21.4	<19.6	24.8	<14.1	40.4	23.8	459,000
	8/25/2021	0000	<2.97	<0.639	<0.776	<0.622	<0.413	<1.03	<0.689	<1.54	<0.793	<2.36	42.9	467	<1.12	<0.989	11,300	36,000	112	<0.694	<5.11	<3.69	<5.12	<0.819	<3.30	<3.07	<0.851	<1.36	<0.590	357	<1.09	4.06	301	322	<0.704	219	184	290,000
Levey Well	9/2/2021	1340	1,210	<128	<155	<124	<82.6	<206	97,800	359	<159	769	<173	<196	<225	<198	60,500	344,000	<197	<139	<1,020	<737	<1,020	<164	<660	1,280	<170	<272	<118	1,330	<218	<214	<196	<196	<141	418	<173	2,420,000
	9/8/2021	1222	<297	<63.9	<77.6	<62.2	<41.3	<103	82,700	<79.3	<79.3	1,270	<86.7	<98.2	<112	<98.9	57,300	395,000	<98.3	<69.4	<511	<369	<512	<81.9	<330	8,190	<85.1	<136	<59.0	208	<109	<107	<98.2	111	<70.4	<173	<86.7	1,690,000
	9/14/2021	1117	<238	<51.1	<62.1	<49.8	<33.0	<82.5	285,000	<64.8	<63.4	<189	209	355	<89.9	<79.1	260,000	1,700,000	<78.7	<55.6	<409	<295	<409	<65.5	<246	9,340	<68.1	460	<47.2	1,100	<87.0	<85.7	248	142	<56.3	564	224	8,010,000
	9/21/2021	1307	<1,190	<256	<311	<249	<165	<412	417,000	<324	<317	1,560	<347	<393	<450	<396	345,000	430,000	<393	<278	<2,040	<1,470	<2,050	<328	<1,320	19,800	<340	<543	<236	1,020	<435	<429	<393	<393	<282	<694	<347	5,700,000
	9/29/2021	1307	<59.4	<12.8	<15.5	<12.4	<8.26	<20.6	16,600	<16.2	<15.9	<47.1	<17.3	<19.6	<22.5	<19.8	5,970	127,000	<19.7	<13.9	<102	<73.7	<102	<16.4	<66.0	<61.5	<17.0	<27.2	<11.8	<37.7	<21.8	<21.4	<19.6	22.9	<14.1	<34.7	<17.3	297,000
	10/7/2021	1350	<59.4	<12.8	<15.5	<12.4	<8.26	<20.6	162,000	<16.2	<15.9	47.3	<17.3	132	<22.5	<19.8	142,000	1,110,000	<19.7	<13.9	<102	<73.7	<102	<16.4	<66.0	<61.5	<17.0	<27.2	<11.8	279	<21.8	<21.4	66.3	154	<14.1	62.0	46.8	4,420,000
	11/5/2021	1552	<238	59.1	<62.1	<49.8	<33.0	<82.5	42,400	<64.8	<63.4	4,450	1,280	1,190	<89.9	<79.1	52,800	310,000	1,320	62.9	<409	<295	<409	<65.5	<264	1,150,000	<68.1	<109	<47.2	1,180	<87.0	<85.7	2,960	1,250	<56.3	5,460	1,470	1,430,000
	11/8/2021	0936	<238	98.4	<62.1	<49.8	<33.0	<82.5	137,000	<64.8	<63.4	4,660	672	332	<89.9	<79.1	142,000	1,010,000	454	<55.6	<409	<295	<409	<65.5	<264	6,270,000	<68.1	360	<47.2	1,020	<87.0	<85.7	756	342	<56.3	2,520	607	4,750,000
		0937	Initiate Vacuum Recovery Event																																			
		1013	<238	<51.1	<62.1	<49.8	<33.0	<82.5	33,700	<64.8	<63.4	1,820	1,690	1,050	<89.9	<79.1	57,700	160,000	1,450	<55.6	<409	<295	<409	<65.5	<264	1,380,000	<68.1	<109	<47.2	1,320	<87.0	<85.7	2,220	1,100	24,100	6,890	1,770	1,190,000
		1030	7,940	<51.1	<62.1	<49.8	<33.0	<82.5	2,850	<64.8	<63.4	720	728	1,190	<89.9	<79.1	5,690	10,400	1,110	<55.6	<409	<295	<409	105	<264	203,000	<68.1	<109	<47.2	235	<87.0	<85.7	2,970	1,270	1,860	3,550	1,060	241,000
		1037	Vacuum Recovery Event Terminated																																			
		1151	<238	<51.1	<62.1	<49.8	<33.0	<82.5	23,700	<64.8	<63.4	933	1,170	1,360	<89.9	<79.1	32,800	87,400	1,320	63.9	<409	<295	<409	<65.5	<264	497,000	<68.1	<109	<47.2	881	<87.0	<85.7	3,650	1,540	<56.3	4,990	1,360	727,000
	11/11/2021	1208	9,240	<51.1	<62.1	<49.8	<33.0	<82.5	47,200	<64.8	<63.4	1,300	559	766	<89.9	<79.1	54,400	279,000	413	<55.6	<409	<295	<409	<65.5	<264	973,000	<68.1	174	<47.2	731	<87.0	<85.7	574	307	<56.3	1,730	507	1,030,000
	11/18/2021	1505	18,700	<63.9	<77.6	<62.2	<41.3	<103	97,100	<81.0	<79.3	<236	468	653	<112	<98.9	126,000	1,540,000	388	<69.4	<511	<369	<512	<81.9	<330	140,000	<85.1	<136	<59.0	610	<109	<107	937	1,080	<70.4	1,440	525	3,340,000
	11/22/2021	0856	<238	<51.1	<62.1	<49.8	<33.0	<82.5	260,000	<64.8	<63.4	<189	289	569	<89.9	<79.1	232,000	1,690,000	259	<55.6	<409	<295	<409	<65.5	<264	293,000	<68.1	<109	<47.2	509	<87.0	<85.7	477	242	<56.3	915	305	10,000,000
		0858	Initiate Vacuum Recovery Event																																			
		1029	1,730	<12.8	<15.5	<12.4	<8.26	<20.6	16,800	<16.2	<15.9	<47.1	55.1	145	<22.5	<19.8	28,700	94,800	60.0	<13.9	<102	<73.7	<102	<16.4	<66.0	24,400	<17.0	<27.2	<11.8	<37.7	<21.8	<21.4	133	67.2	<14.1	192	66.8	284,000
		1053	965	<6.39	<7.76	<6.22	<4.13	<10.3	1,110	<8.10	<7.93	56.8	23.2	<9.82	<11.2	<9.89	1,780	6,350	36.4	<6.94	<51.1	<36.9	<51.2	<8.19	<33.0	2,020	<8.51	<13.6	<5.90	<18.8	<10.9	<10.7	153	64.3	<7.04	91.9	35.2	52,500
		1055	Vacuum Recovery Event Terminated																																			
		1205	3,490	<12.8	<15.5	<12.4	<8.26	<20.6	5,300	<16.2	<15.9	<47.1	74.6	<19.6	<22.5	<19.8	8,180	17,900	93.4	<13.9	<102	134	<102	<16.4	<66.0	65,100	<17.0	<27.2	<11.8	62.9	<21.8	<21.4	350	159	<14.1	267	99.3	222,000
	11/24/2021	1048	42,100	<639	<62.1	<49.8	<33.0	<82.5	187,000	<810	<63.4	<189	181	423	<89.9	<79.1	341,000	1,880,000	197	<55.6	<5,110	4,160	<5,120	13,300	<264	114,000	<68.1	<1,360	<47.2	<1,180	<87.0	<1,070	520	648	<56.3	572	307	7,640,000
	12/1/2021	1200	<297	<62.6	<77.6	<62.2	<41.3	<103	985,000	<81.0	<79.3	<236	139	479	<112	<98.9	1,470,000	14,000,000	140	<69.4	<511	<369	<512	<81.9	<330	<307	<85.1	<136	<59.0	339	<109	<107	618	775	<70.4	351	244	33,600,000
	12/6/2021	0959	19,700	<128	<155	<124	<82.6	<206	329,000	<162	<159	<471	<173	<196	<225	<198	438,000	2,620,000	<197	<139	<1,020	11,900	<1,020	<164	<660	9,730	<170	<272	<118	<377	<218	<214	<196	<196	<141	<347	<173	13,200,000
		1000	Initiate Vacuum Recovery Event																																			
		1049	11,100	<63.9	<77.6	<62.2	<41.3	<103	123,000	<81.0	<79.3	<236	<86.7	160	<112	<98.9	173,000	878,000	<98.3	<69.4	<511	6,930	<512	<81.9	<330	6,170	<85.1	<136	<59.0	<188	<109	<107	227	213	<70.4	200	89.7	5,000,000
		1155	1,310	<0.639	<0.776	<0.622	<0.413	<1.03	<0.689	<0.810	<0.793	40.7	11.2	<0.982	<1.12	1.42	<0.818	15,500	10.5	<0.694	<5.11	<3.69	<5.12	<0.819	<3.30	6,540	<0.851	<1.36	<0.590	21.5	<1.09	1.18	<0.982	<0.982	<0.704	44.7	29.3	172,000
		1210	Vacuum Recovery Event Terminated																																			
		1340	5,540	1,260	<0.776	21.4	<0.413	<1.03	<0.689	<40.5	<0.793	<36.0	1,170	<0.982	<1.12	<0.989	17,300	77,900	23.0	<0.694	<256	<3.69	<256	<40.9	<3.30	4,620	<0.851	<67.9	<0.590	2,970	<1.09	<53.6	<0.982	<0.982	<0.704	603	313	392,000
	12/8/2021	1337	<238	69.0	<62.1	<49.8	<33.0	<82.5	19,300	<64.8	<63.4	997	126	121	<89.9	<79.1	36,000	136,000	<78.7	76.0	<409	1,510	<409	<65.5	<264	5,900	<68.1	<109	<47.2	298	<87.0	<85.7	162	226	<56.3	157	102	657,000
	12/17/2021	1210	5,370	<128	<155	<124	<82.6	<206	298,000	<162	<159	960	<173	<196	<225	<198	442,000	2,980,000	<197	<139	<1,020	2,170	<1,020	<164	<660	4,920	<170	<272	<118	<377	<218	<214	<196	<196	<141	<347	<173	7,640,000

Released to Imaging: 3/21/2024 4:09:03 PM

ENSOLUM

TABLE 4
AIR SAMPLING (VOCs) ANALYTICAL DATA SUMMARY
Levey Well
Oxy Permian Ltd.
Hobbs, New Mexico
Ensolum Project No. 03B1417001

Sample Designation	Date	Time	Acetone	Benzene	Bromomethane	Carbon disulfide	Chloromethane	2-Chlorotoluene	Cyclohexane	1,2-Dichloroethane	cis-1,2-Dichloroethene	Ethanol	Ethylbenzene	4-Ethyltoluene	Trichlorofluoromethane	Dichlorodifluoromethane	Heptane	n-Hexane	Isopropylbenzene	Methylene Chloride	Methyl Butyl Ketone	2-Butanone (MEK)	4-Methyl-2-pentanone (MIBK)	Methyl methacrylate	Naphthalene	2-Propanol	Styrene	Tetrachloroethylene	Tetrahydrofuran	Toluene	1,1,1-Trichloroethane	Trichloroethylene	1,2,4-Trimethylbenzene	1,3,5-Trimethylbenzene	Vinyl acetate	m&p-Xylene	o-Xylene	TPH (GC/MS) Low Fraction
			(ug/m3)																																			
	12/20/2021	0929	<29,700	<6,390	<7,760	<6,220	<4,130	<10,300	379,000	<8,100	<7,930	50,300	<8,670	<9,820	<11,200	<9,890	532,000	3,380,000	<9,830	<6,940	<51,100	<36,900	<51,200	<8,190	<33,000	196,000	<8,510	<13,600	<5,900	<18,800	<10,900	<10,700	<9,820	<9,820	<7,040	<17,300	<8,670	14,000,000
		0953	Initiate Vacuum Recovery Event																																			
		1129	1,190	<31.9	<38.8	<31.1	<20.7	<51.5	10,400	<40.5	<39.6	581	92.3	<49.1	<56.2	<49.5	20,200	80,400	<49.2	<34.7	<256	286	<256	<40.9	<165	3,860	<42.5	<67.9	<29.5	122	<54.4	<53.6	113	99.6	<35.2	132	55.9	392,000
		1145	Vacuum Recovery Event Terminated																																			
		1305	727	<12.8	<15.5	<12.4	<8.26	<20.6	3,930	<16.2	<15.9	<47.1	54.2	47.6	<22.5	<19.8	2,520	5,180	25.6	<13.9	<102	122	<102	<16.4	<66.0	676	<17.0	<27.2	<11.8	<37.7	<21.8	<21.4	129	103	<14.1	85.8	40.8	188,000
	12/22/2021	1130	848	<12.8	<15.5	<12.4	<8.26	<20.6	<13.8	<16.2	<15.9	<47.1	41.9	147	<22.5	<19.8	7,030	42,000	39.7	<13.9	<102	<73.7	<102	<16.4	<66.0	649	<17.0	<27.2	<11.8	<37.7	<21.8	<21.4	152	92.3	<14.1	111	58.5	247,000
	12/29/2021	1215	<297	<6.39	<77.6	<62.2	<41.3	<10.3	503	<8.10	<79.3	1,490	21.9	44.1	<112	<98.9	630	5,780	37.2	<69.4	<51.1	<369	<51.2	<8.19	<33.0	1,110	<8.51	<13.6	<59.0	<18.8	<109	<10.7	112	63.3	<70.4	75.4	31.6	<8,260
	1/3/2022	0756	<297	<63.9	<77.6	<62.2	<41.3	<103	108,000	<81.0	<79.3	1,200	<86.7	<98.2	<112	<98.9	234,000	606,000	<98.3	<69.4	<511	<369	<512	<81.9	<330	6,610	<85.1	<136	<59.0	<188	<109	<107	<98.2	<98.2	<70.4	<173	<86.7	4,020,000
		0759	Initiate Vacuum Recovery Event																																			
		0823	<59.4	<12.8	<15.5	<12.4	407	<20.6	3,960	<16.2	<15.9	<47.1	<17.3	<19.6	<22.5	<19.8	12,800	28,200	<19.7	<13.9	<102	<73.7	<102	<16.4	<66.0	62.9	<17.0	<27.2	<11.8	<37.7	<21.8	<21.4	<19.6	<19.6	<14.1	<34.7	<17.3	177,000
		0904	<14.9	<3.19	<3.88	<3.11	<2.07	<5.15	2,240	<4.05	<3.96	<11.8	<4.34	<4.91	<5.62	<4.95	6,130	17,800	<4.92	<3.47	<25.6	<18.4	<25.6	<4.09	<16.5	19.3	<4.25	<6.79	<2.95	<9.42	<5.44	<5.36	8.25	5.64	<3.52	<8.67	<4.34	101,000
		0920	Vacuum Recovery Event Terminated																																			
		1031	<59.4	<12.8	<15.5	<12.4	<8.26	<20.6	4,580	<16.2	<15.9	<47.1	<17.3	<19.6	<22.5	<19.8	5,690	15,800	<19.7	<13.9	<102	<73.7	<102	<16.4	<66.0	87.5	<17.0	<27.2	<11.8	<37.7	<21.8	<21.4	22.7	<19.6	<14.1	<34.7	<17.3	188,000
	1/6/2022	0000	<297	<63.9	<77.6	<62.2	<41.3	<103	10,600	<81.0	<79.3	<236	<86.7	<98.2	<112	<98.9	20,500	130,000	<98.3	110	<511	<369	<512	<81.9	<330	4,230	<85.1	<136	<59.0	<188	<109	<107	<98.2	<98.2	<70.4	<173	<86.7	508,000
	1/12/2022	1352	31,400	<12.8	<15.5	<12.4	<8.26	<20.6	164,000	<16.2	<15.9	<47.1	115	491	<22.5	<19.8	342,000	1,680,000	98.8	<13.9	<102	5,570	<102	<16.4	85.9	81,900	<17.0	<27.2	<11.8	263	<21.8	<21.4	400	433	<14.1	341	156	6,820,000
	1/17/2022	0852	14,900	<639	<776	<622	<413	<1,030	119,000	<810	<793	<2,360	<867	<982	<1,120	<989	160,000	1,440,000	<983	<694	<5,110	<3,690	<5,120	<819	<3,300	25,800	<851	<1,360	<590	<1,880	<1,090	<1,070	<982	<982	<704	<1,730	<867	6,110,000
		0853	Initiate Vacuum Recovery Event																																			
		0919	227	<0.639	<0.776	<0.622	<0.413	<1.03	3,650	<0.810	<0.793	19.8	2.15	1.70	1.52	1.84	6,260	19,100	1.22	<0.694	<5.11	<3.69	<5.12	<0.819	<3.30	202	<0.851	<1.36	<0.590	8.32	<1.09	<1.07	2.84	2.87	<0.704	5.20	2.15	132,000
		1004	90.3	<0.639	<0.776	<0.622	1.30	<1.03	747	<0.810	<0.793	56.2	2.58	4.13	1.40	2.60	1,610	4,300	2.46	<0.694	<5.11	16.4	<5.12	<0.819	<3.30	114	<0.851	2.69	<0.590	15.6	<1.09	<1.07	11.5	8.44	<0.704	7.50	3.13	31,600
		1021	Vacuum Recovery Event Terminated																																			
		1134	466	<0.639	<0.776	<0.622	1.64	<1.03	2,400	<0.810	<0.793	16.8	5.42	9.67	1.38	2.14	4,620	10,800	5.26	<0.694	<5.11	54.3	<5.12	<0.819	3.42	494	<0.851	27.5	<0.590	23.8	<1.09	<1.07	20.8	18.7	<0.704	17.7	7.46	95,400
	1/19/2022	1208	454	<31.9	<38.8	<31.1	<20.7	<51.5	11,300	<40.5	<39.6	149	<43.4	94.2	<56.2	<49.5	28,800	171,000	<49.2	<34.7	<256	<184	<256	966	<165	3,740	<42.5	<67.9	<29.5	<94.2	<54.4	<53.6	81.0	221	<35.2	<86.7	<43.4	508,000
	1/26/2022	1251	<59.4	<12.8	<15.5	<12.4	<8.26	<20.6	28,900	<16.2	<15.9	<47.1	<17.3	<19.6	<22.5	<19.8	22,900	313,000	<22.5	<13.9	<102	<73.7	<102	<16.4	<66.0	248	<17.0	<27.2	<11.8	<37.7	<21.8	<21.4	<19.6	<19.6	<14.1	<34.7	<17.3	1,180,000
	2/2/2022	0921	4,040	5,940	<155	<124	<82.6	<206	229,000	<162	<159	<471	195	<196	<225	<198	217,000	8,710,000	<197	<139	<1020	1,360	<1,020	<164	<660	10,800	<170	<272	<118	1,220	<218	<214	<196	<196	<141	481	<173	3,620,000
		0922	Initiate Vacuum Recovery Event																																			
		0950	337	415	<15.5	<12.4	<8.26	<20.6	16,700	<16.2	<15.9	<47.1	147	<19.6	<22.5	<19.8	36,200	114,000	<19.7	<13.9	<102	231	<102	<16.4	<66.0	88.2	<17.0	<27.2	<11.8	313	<21.8	<21.4	27.0	<19.6	<14.1	370	108	409,000
		1030	56.8	29.9	<0.776	<0.622	<0.413	<1.03	2,280	<0.810	<0.793	10.5	25.2	<0.982	<1.12	2.47	5,440	9,380	2.05	<0.694	<5.11	34.5	<5.12	<0.819	<3.30	30.2	<0.851	<1.36	<0.590	46.3	<1.09	<1.07	9.18	6.58	<0.704	62.9	17.6	71,500
		1047	Vacuum Recovery Event Terminated																																			
		1158	80.8	29.7	<0.776	<0.622	<0.413	<1.03	2,750	<0.810	<0.793	4.13	19.1	<0.982	<1.12	2.58	5,850	8,670	1.82	<0.694	<5.11	36.9	<5.12	<0.819	<3.30	43.0	<0.851	<1.36	<0.590	38.8	<1.09	<1.07	7.80	5.35	<0.704	46.8	13.0	59,500
	2/8/2022	1200	88.6	<0.639	<0.776	<0.622	<0.413	<1.03	1,310	<0.810	<0.793	<2.36	27.2	<0.982	<1.12	<0.989	2,640	13,700	14.5	<0.694	<5.11	15.5	<5.12	<0.819	3.64	76.2	<0.851	3.38	<0.590	12.3	<1.09	<1.07	43.8	46.5	<0.704	91.9	39.4	83,000
Levey Well	2/16/2022	1224	215	<12.8	<15.5	<12.4	<8.26	<20.6	37,500	<16.2	<15.9	<47.1	<17.3	22.1	<22.5	<19.8	7,280	62,800	<19.7	<13.9	<102	<73.7	<102	<16.4	<66.0	156	<17.0	<27.2	<11.8	<37.7	<21.8	<21.4	23.1	19.6	<14.1	38.4	<17.3	272,000
	2/23/2022	1021	1,950	<0.639	<0.776	<0.622	<0.413	<1.03	30,900	<0.810	<0.793	120	3.00	<0.982	<1.12	<0.989	5,360	176,000	<0.983	<0.694	<5.11	<3.69	<5.12	<0.819	<3.30	<3.07	<0.851	<1.36	<0.590	73.8	<1.09	<1.07	1.84	1.47	<0.704	3.42	1.12	261,000
		1022	Initiate Vacuum Recovery Event																																			
		1043	104	101	<0.776	<0.622	1.44	<1.03	3,280	<0.810	<0.793	62.4	4.60	1.30	1.64	2.42	1,040	2,500	<0.983	<0.694	<5.11	34.2	<5.12	<0.819	<3.30	14.2	<0.851	<1.36	<0.590	57.6	<1.09	<1.07	3.47	3.29	<0.704	6.89	1.96	30,000
		1118	<29.7	25.9	<7.76	<6.22	<4.13	<10.3	737	<8.10	<7.93	42.2	<8.67	<9.82	<11.2	<9.89	290	610	<9.83	<6.94	<51.1	<36.9	<51.2	<8.19	<33.0	<30.7	<8.51	<13.6	<5.90	20.3	<10.9	<10.7	<9.82	<9.82	<7.04	<17.3	<8.67	8,510
		1134	Vacuum Recovery Event Terminated																																			
		1241	<2.97	<0.639	<0.776	<0.622	1.40	<1.03	1,380	<0.810	<0.793	<2.36	<0.867	<0.982	1.58	1.76	272	1,290	<0.983	<0.694	<5.11	<3.69	<5.12	<0.819	<3.30	<3.07	<0.851	<1.36	<0.590	7.61	<1.09	<1.07	<0.982	<0.982	<0.704	<1.73	<0.867	13,200
	2/25/2022	1145	250	<0.639	<0.776	21.2	0.413	<1.03	12,400	<0.810	<0.793	4.68	2.41	4.13	<1.12	<0.989	3,740	26,100	2.23	<0.694	<5.11	46.9	<5.12	<0.819	3.50	25.8	<0.851	<1.36	<0.590	9.12	<1.09	<1.07	7.85	6.23	<0.704	8.15	2.49	107,000
	2/28/2022	1405	<149	<31.9	<38.8	<31.1	<20.7	<51.5	520	<40.5	<39.6	837	<43.4	<49.1	<56.2	<49.5	220	3,390	<49.2	47.6	<256	<184	<256	766	<165	8,480	<42.5	<67.9	<29.5	<94.2	<54.4	<53.6	<49.1	<49.1	<35.2	<86.7	<43.4	<41,300
		1406	Initiate Vacuum Recovery Event																																			
		1510	<2.97	1.79	<0.776	<0.622	<0.413	<1.03	305	<0.810	<0.793	7.45	2.05	2.40	<1.12	2.13	182	511	1.12	<0.694	<5.11	10.6	<5.12	<0.819	<3.30	25.6	<0.851	<1.36	<0.590	3.74	<4.66	<1.07	4.96	4.91	<0.704	3.20	1.44	6,440
		1428	<149	<31.9	<38.8	<31.1	<20.7	<51.5	654	<40.5	<39.6	684	<43.4	<49.1	<56.2	<49.5	263	2,520	<49.2	38.5	<256	<184	<256	<40.9	<165	6,370	<42.5	<67.9	<29.5	<94.2	<54.4	<53.6	<49.1	<49.1	<35.2	<86.7	<43.4	<41,300
		1526	Vacuum Recovery Event Terminated																																			
		1635	<2.97	1.30	<0.776	<0.622	1.53	<1.03	76.8	<0.810	<0.793	7.50	1.76	2.07	1.28	2.53	64.2	117	1.17	0.847	<5.11	<3.69	<5.12	<0.819	<3.30	40.3	<0.851	<1.36	<0.590	2.26	<1.09	<1.07	4.70	4.25	<0.704	3.42	1.38	2,420
	3/9/2022	1225	2,260	<128	<268	<124	<82.6	<206	43,400	<162	<159	<471	<173	<196	<225	<198	8,470	41,200	<197	<139	<1,020	<737	<1,020	<164	<660	5,330	<170	<272	<118	<377	<218	<214	<196	<196	<141	<347	<173	352,000
	3/14/2022	0855	<297	110	<77.6	<62.2	<41.3	<103	277,000	<81.0	<79.3	354	<86.7	<98.2	<112	<98.9	33,500	286,000	<98.3	<69.4	<511	894	<512	<81.9	<330	7,050	<85.1	<136	<59.0	254	<109	<107	<98.2	158	<70.4	<173	<86.7	1,230,000
		0856	Initiate Vacuum Recovery Event																																			
		0923	<11.9	7.60	<3.11	<2.49	<1.65	7.11	3,110	<3.24	<3.17	<9.43	15.5	26.7	<4.50	<3.96	1,440	7,690	8.01	<2.78	<20.4	38.6	<20.5	<3.28	<13.2	53.1	<3.40	<5.43	<2.36	28.8	<4.35	<4.29	24.5	57.4	<2.82	30.3	12.1	47,900
		1000	<2.97	1.91	<0.776	<0.622	1.79	<1.03	589	<0.810	<0.793	9.22	3.49	4.29	1.19	2.37	234	395	1.61	0.951	<5.11	11.9	<5.12	<0.819	<3.30	9.61	<0.851	<1.36	<0.590	8.97	<1.09	<1.07	5.79	10.7	<0.704	9.28	3.44	7,930
		1016	Vacuum Recovery Event Terminated																																			
		1126	165	81.1	<3.11	5.23	<1.65	<4.12	761	<3.24	<3.17	48.8	1,130	236	<4.50	<3.96	369	494	342	<2.78	<20.4	39.5	<20.5	<3.28	<13.2	261	<3.40	<5.43	<2.36	832	<4.35	<4.29	535	237	<2.82	1,750	815	39,100
	3/16/2022	1113	137	<12.8	<15.5	<12.4	<8.26	<20.6	641	<16.2	<15.9	<47.1	50.3	41.5	<22.5	<19.8	406	3,260	34.6	<13.9	<102	<73.7	<102	<16.4	<66.0	81.6	<17.0	57.0	<11.8	<37.7	<21.8	<21.4	147	60.9	<14.1	106	57.7	23,700
	3/24/2022	1335	<2.97	<0.639	<0.776	<0.622	<0.413	<1.03	847	<0.810	<0.793	<2.36	8.63	66.3	<1.12	<0.989	382	7,020	13.9	<0.694	<5.11	<3.69	<5.12	<0.819	9.32	135	<0.851	<1.36	<0.590	14.2	<1.09	<1.07	71.7	35.7	<0.704	26.3	13.4	51,200
	3/30/2022	0907	47.5	<0.639	<1.34	<0.622	<0.413	<1.03	143	<0.810	<0.793	43.9	3.37	<0.982	1.26	2.44	154	320	<0.983	<0.694	<5.11	14.4	<5.12	<0.819	<3.30	33.9	<0.851	3.71	<0.590	52.0	<1.09	<1.07	2.56	1.27	7.11	8.02	3.97	4,040
		0959	Initiate Vacuum Recovery Event																																			
		1021	88.9	<0.639	<1.34	<0.622	<0.413	<1.03	668	<0.810	<0.793	5.92	2.17	<0.982	<1.12	<0.989	937	4,160	1.78	<0.694	<5.11	7.93	<5.12	<0.819	<3.30	19.7	<0.851	<1.36	<0.590	<1.88	<1.09	<1.07	13.3	8.79	<0.704	5.33	3.29	27,600
		1101	24.5	<0.639	<1.34	<0.622	<0.413	<1.03	175	1.17	<0.793	12.3	1.19	<0.982	1.23	2.39	223	585	<0.983	<0.694	<5.11	7.73	<5.12	<0.819	<3.30	<3.07	<0.851	<1.36	<0.590	4.78	<1.09	<1.07	5.01	3.43	8.70	2.87	1.84	6,240
		1117	Vacuum Recovery Event Terminated																																			
		1217	535	<0.639	<1.34	28.9	<0.413	<1.03	2,180	<0.810	<0.793	69.0	8.02	8.44	<1.12	2.30	1,980	12,400	<0.983	<0.694	<5.11	152	<5.12	<0.819	<3.30	391	<0.851	<1.36	<0.590	<1.88	<1.09	<1.07	11.8	9.52	<0.704	13.2	6.89	67,700
	3/31/2022	1241	128	4.44	<1.34	3.21	<0.413	<1.03	420	<0.810	<0.793	31.7	2.90	5.20	1.26	<0.989	383	1,850	3.07	<0.694	<5.11	17.8	<5.12	<0.819	<3.30	85.5	<0.851	<1.36	<0.590	14.7	<1.09	<1.07	16.5	9.82	<0.704	8.32	3.75	12,900
	4/6/2022	1157	<1,490	<319	<388	<311	<207	<515	32,400	<405	<396	1,290	<434	<491	<562	<495	37,200	370,000	<492	<347	<2,560	<1,840	<2,560	11,300	<1,650	12,100	<425	<679	<295	<942	<544	<536	<491	<491	<352	<867	<434	1,430,000

ENSOLUM

TABLE 4
AIR SAMPLING (VOCs) ANALYTICAL DATA SUMMARY
Levey Well
Oxy Permian Ltd.
Hobbs, New Mexico
Ensolum Project No. 03B1417001

Sample Designation	Date	Time	Acetone	Benzene	Bromomethane	Carbon disulfide	Chloromethane	2-Chlorotoluene	Cyclohexane	1,2-Dichloroethane	cis-1,2-Dichloroethene	Ethanol	Ethylbenzene	4-Ethyltoluene	Trichlorofluoromethane	Dichlorodifluoromethane	Heptane	n-Hexane	Isopropylbenzene	Methylene Chloride	Methyl Butyl Ketone	2-Butanone (MEK)	4-Methyl-2-pentanone (MIBK)	Methyl methacrylate	Naphthalene	2-Propanol	Styrene	Tetrachloroethylene	Tetrahydrofuran	Toluene	1,1,1-Trichloroethane	Trichloroethylene	1,2,4-Trimethylbenzene	1,3,5-Trimethylbenzene	Vinyl acetate	m&p-Xylene	o-Xylene	TPH (GC/MS) Low Fraction
			(ug/m3)																																			
Levey Well	4/11/2022	0924	<238	<51.1	<62.1	<49.8	<33.0	<82.5	39,600	<64.8	<63.4	1,510	<69.4	<78.5	<89.9	<79.1	37,400	483,000	<78.7	<55.6	<409	<295	<409	<65.5	<264	6,860	<68.1	<109	<47.2	<151	<87.0	<85.7	<78.5	<78.5	<56.3	<139	<69.4	1,460,000
		0925	Initiate Vacuum Recovery Event																																			
		0949	52.3	<0.639	<0.776	1.09	<0.413	<1.03	3,190	<0.810	<0.793	7.99	2.12	<0.982	1.16	1.41	6,220	2,430	1.10	<0.694	<5.11	37.7	<5.12	<0.819	<3.30	27.5	<0.851	<1.36	<0.590	5.61	<1.09	<1.07	5.64	6.43	<0.704	4.47	2.90	140,000
		1030	41.1	<0.639	<0.776	<0.622	<0.413	<1.03	188	<0.810	<0.793	23.9	1.35	<0.982	1.40	1.73	366	1,280	<0.983	<0.694	<5.11	14.3	<5.12	<0.819	<3.30	24.5	<0.851	<1.36	<0.590	16.5	<1.09	<1.07	3.30	3.64	<0.704	3.52	1.94	9,010
		1045	Vacuum Recovery Event Terminated																																			
		1155	183	<0.639	2.01	7.03	<0.413	<1.03	706	<0.810	<0.793	14.6	1.48	<0.982	1.24	1.46	928	10,500	1.03	<0.694	<5.11	42.5	5.32	<0.819	<3.30	139	<0.851	<1.36	<0.590	18.7	<1.09	<1.07	5.10	3.73	<0.704	4.51	1.99	31,300
	4/20/2022	1157	<238	<51.1	<62.1	<49.8	<33.0	<82.5	16,000	<64.8	<63.4	956	<69.4	<78.5	<89.9	<79.1	27,000	144,000	<78.7	<55.6	<409	<295	<409	2,400	<264	5,850	<68.1	<109	<47.2	<151	<87.0	<85.7	<78.5	93.3	<56.3	<139	<69.4	735,000
	4/25/2022	0805	<1,190	<256	<311	<249	<165	<412	465,000	<324	<317	3,680	<347	<393	<450	<396	638,000	5,390,000	<393	<278	<2,040	12,300	<2,050	<328	<1,320	23,300	<340	<543	<236	<753	<435	<429	<393	<393	<282	<694	<347	7,720,000
		0810	Initiate Vacuum Recovery Event																																			
		0833	179	<12.8	<15.5	<12.4	<8.26	<20.6	2,680	<16.2	<15.9	<47.1	<17.3	<19.6	<22.5	<19.8	6,180	15,800	<19.7	<13.9	<102	161	<102	<16.4	<66.0	<61.5	<17.0	<27.2	<11.8	<37.7	<21.8	<21.4	<19.6	23.9	<14.1	<34.7	<17.3	138,000
		0912	32.6	<1.28	<1.55	<1.24	<0.826	<2.06	413	<1.62	<1.59	8.48	2.79	<1.96	<2.25	2.54	1,470	3,400	<1.97	<1.39	<10.2	31.6	<10.2	<1.64	<6.60	11.5	<1.70	<2.72	<1.18	<3.77	<2.18	<2.14	12.2	23.1	<1.41	5.38	4.38	22,600
		0928	Vacuum Recovery Event Terminated																																			
		1033	<1,190	1,660	<311	<249	<165	<412	23,800	<324	<317	2,960	4,860	3,510	<450	<396	42,900	103,000	860	<278	<2,040	<1,470	<2,050	<328	<1,320	16,300	<340	<543	<236	14,500	<435	<429	2,730	1,110	<282	7,370	2,750	1,060,000
	4/28/2022	1152	544	<0.639	<0.776	<0.622	<0.413	<1.03	112	<0.810	<0.793	100	23.5	<0.982	<1.12	<0.989	148	1,100	7.57	<0.694	<5.11	25.7	8.31	<0.819	<3.30	106	<0.851	<1.36	<0.590	113	<1.09	<1.07	26.6	17.2	<0.704	47.3	20.8	22,600
	5/5/2022	1454	<1,190	<256	<311	<249	<165	<412	30,500	<324	<317	<943	<347	<393	<450	<396	47,000	673,000	<393	<278	<2,040	<1,470	<2,050	<328	<1,320	8,900	<340	<543	<236	<753	<435	<429	<393	<393	<282	<694	<347	1,430,000
	5/9/2022	0958	<1,190	<256	<311	<249	<165	<412	49,200	<324	<317	2,660	<347	<393	<450	<396	66,300	850,000	<393	<278	<2,040	3,480	<2,050	<328	<1,320	26,100	<340	<543	<236	<753	<435	<429	<393	<393	<282	<694	<347	2,380,000
		1000	Initiate Vacuum Recovery Event																																			
		1020	333	<0.639	<0.776	1.34	1.81	<1.03	995	<0.810	<0.793	42.4	4.07	17.1	<1.12	1.20	2,530	8,780	<0.983	<0.694	<5.11	203	<5.12	<0.819	5.09	76.2	<0.851	<1.36	<0.590	<1.88	<1.09	<1.07	12.9	20.8	<0.704	7.02	5.94	54,100
		1057	90.8	<0.639	<0.776	<0.622	2.85	<1.03	159	<0.810	<0.793	13.3	<0.867	1.08	1.31	1.81	385	1,040	<0.983	<0.694	<5.11	33.6	<5.12	<0.819	<3.30	13.7	<0.851	<1.36	<0.590	<1.88	<1.09	<1.07	1.54	2.56	<0.704	<1.73	1.03	8,220
		1105	Vacuum Recovery Event Terminated																																			
		1218	130	1.41	6.83	31.0	15.5	<1.03	3,090	<0.810	<0.793	32.2	3.73	7.02	<1.12	<0.989	6,260	4,830	1.60	<0.694	<5.11	193	<5.12	<0.819	<3.30	403	<0.851	<1.36	<0.590	6.37	<1.09	<1.07	8.59	15.2	<0.704	5.64	5.03	124,000
	5/19/2022	1315	<238	<51.1	<62.1	<49.8	<33.0	<82.5	104,000	<64.8	<63.4	1,070	<69.4	<78.5	<89.9	<79.1	183,000	1,340,000	<78.7	105	<409	<295	<409	<65.5	<264	4,130	<68.1	<109	<47.2	<151	<87.0	<85.7	<78.5	<78.5	<56.3	<139	<69.4	4,750,000
	5/23/2022	1015	12,100	<51.1	<62.1	<49.8	<33.0	<82.5	558,000	<96.2	<63.4	<189	<69.4	633	<89.9	<79.1	912,000	8,140,000	<78.7	<55.6	<409	14,100	<409	<65.5	<264	7,740	<68.1	<109	<47.2	<151	<87.0	<85.7	376	854	<56.3	<139	<69.4	27,600,000
		1017	Initiate Vacuum Recovery Event																																			
		1100	<238	<51.1	<62.1	<49.8	<33.0	<82.5	13,400	<64.8	<63.4	549	<69.4	158	<89.9	<79.1	70,800	263,000	<78.7	<55.6	<409	1,090	<409	<65.5	<264	7,450	<68.1	<109	<47.2	<151	<87.0	<85.7	86.9	215	<56.3	<139	<69.4	702,000
		1200	927	<12.8	<15.5	<12.4	<10.6	<20.6	6,410	<16.2	<15.9	196	<17.3	185	<22.5	<19.8	15,200	50,400	<19.7	<13.9	<102	590	<102	<16.4	<66.0	263	<17.0	<27.2	<11.8	<37.7	<21.8	<21.4	121	271	<14.1	<34.7	<17.3	450,000
		1215	Vacuum Recovery Event Terminated																																			
		1355	4,350	<51.1	<62.1	<49.8	88.6	<82.5	16,300	<64.8	<63.4	562	<69.4	146	<89.9	<79.1	47,000	154,000	<78.7	<55.6	<409	1,580	<409	<65.5	<264	7,520	<68.1	<109	<47.2	<151	<87.0	<85.7	85.9	205	<56.3	<139	<64.4	785,000
	5/26/2022	1250	49,400	<1,280	<1,550	<1,240	<826	<2,060	196,000	<1,620	<1,590	12,900	<1,730	<1,960	<2,250	<1,980	336,000	28,000,000	<1,970	<1,390	<10,200	8,230	<10,200	<1,640	<6,600	161,000	<1,700	<2,720	<1,180	<3,770	<2,180	2,330	<1,960	<1,960	<1,410	<3,470	<1,730	8,260,000
	6/1/2022	1405	8,290	<256	<311	<249	<165	<412	444,000	<324	<317	1,420	<347	<393	<450	<396	634,000	4,580,000	<393	<278	<2,040	6,100	<2,050	<328	<1,320	14,900	<340	<543	<236	<753	<435	<429	<393	<393	<282	<694	<347	22,600,000
	6/8/2022	1033	<23,800	<5,100	<6,210	<4,980	<3,300	<8,250	231,000	<6,480	<6,340	28,800	<6,940	<7,850	<8,990	<7,910	470,000	3,700,000	<7,870	<5,560	<40,900	<29,500	<40,900	18,600	<26,400	531,000	<6,810	<10,900	<4,720	<15,100	<8,700	<8,570	<7,850	<7,850	<5,630	<13,900	<6,940	15,900,000
		1035	Initiate Vacuum Recovery Event																																			
		1058	<59.4	<12.8	<15.5	<12.4	<8.26	<20.6	4,340	<16.2	<15.9	60.9	30.8	56.4	<22.5	<19.8	13,300	32,900	<19.7	<13.9	<102	97.0	<102	<16.4	<66.0	166	<17.0	<27.2	<11.8	<37.7	<21.8	<21.4	70.7	135	<14.1	37.9	30.9	220,000
		1138	<2.97	2.17	<0.776	9.65	1.80	<1.03	1,390	<0.810	<0.793	31.7	11.4	28.8	1.31	2.37	4,620	906	3.85	<0.694	<5.11	53.4	<5.12	<0.819	4.45	72.5	<0.851	1.89	<0.590	13.0	<1.09	3.89	36.2	60.4	<0.704	16.3	12.5	98,700
		1153	Vacuum Recovery Event Terminated																																			
		1300	<59.4	<12.8	17.5	30.3	45.4	<20.6	14,300	<16.2	<15.9	83.9	24.4	34.8	<22.5	<19.8	45,000	135,000	<19.7	<13.9	<102	985	<102	<16.4	<66.0	804	<17.0	<27.2	<11.8	40.7	<21.8	<21.4	43.2	83.9	<14.1	35.3	27.8	1,020,000
	6/9/2022	1333	<238	<51.1	<62.1	53.2	<33.0	<82.5	30,900	<64.8	<63.4	1,250	<69.4	<78.5	<89.9	<79.1	76,100	279,000	<78.7	87.5	<409	1,540	<409	<65.5	<264	12,500	<68.1	<109	<47.2	<151	<87.0	<85.7	<78.5	223	<56.3	<139	79.3	1,220,000
	6/12/2022	1315	<59.4	<12.8	<15.5	<12.4	<8.26	<20.6	5,960	<16.2	<15.9	790	<17.3	<19.6	<22.5	<19.8	7,930	108,000	<19.7	85.1	<102	563	<102	520	<66.0	11,700	<17.0	46.0	<11.8	64.8	<21.8	<21.4	<19.6	26.7	<14.1	<34.7	<17.3	271,000
	6/20/2022	1015	<238	<51.1	<62.1	<49.8	<33.0	<82.5	189,000	<64.8	<63.4	<189	<69.4	242	<89.9	<79.1	319,000	3,240,000	<78.7	<55.6	<409	7,960	<409	<65.5	<264	12,700	<68.1	<109	<47.2	<151	<87.0	<85.7	124	314	<56.3	157	105	10,600,000
		1040	Initiate Vacuum Recovery Event																																			
		1148	137	<12.8	<15.5	<12.4	<8.26	<20.6	1,390	<16.2	<15.9	<47.1	<17.3	57.4	<22.5	<19.8	3,870	14,200	<19.7	<13.9	<102	130	<102	<16.4	<66.0	112	<17.0	<27.2	<11.8	<37.7	<21.8	<21.4	39.3	78.0	<14.1	<34.7	<17.3	92,900
		1256	95.5	<0.639	<0.776	<0.622	<0.413	<1.03	475	<0.810	<0.793	19.0	<0.867	15.5	<1.12	2.19	1,060	2,440	<0.983	<0.694	<5.11	64.9	<5.12	<0.819	<3.30	47.2	<0.851	<1.36	<0.590	<1.88	<1.09	<1.07	23.1	36.5	<0.704	5.68	5.46	35,100
		1257	Vacuum Recovery Event Terminated																																			
		1403	197	<0.639	<0.776	<0.622	<0.413	<1.03	1,050	<0.810	<0.793	18.6	<0.867	7.21	<1.12	<0.989	2,070	15,700	<0.983	<0.694	<5.11	102	<5.12	<0.819	<3.30	113	<0.851	<1.36	<0.590	<1.88	<1.09	<1.07	8.69	17.0	<0.704	3.90	3.65	88,000
	6/23/2022	1305	14,000	<639	<776	<622	<413	<1,030	48,600	<810	<793	3,260	<867	<982	<1,120	<989	107,000	702,000	<983	<694	<5,110	<3,690	<5,120	<819	<3,300	48,700	<851	<1,360	<590	<1,880	<1,090	<1,070	<982	<982	<704	<1,730	<867	2,210,000
	6/29/2022	1255	27,300	<51.1	<62.1	161	<33.0	<82.5	339,000	<64.8	<63.4	1,690	<69.4	314	<89.9	<79.1	450,000	3,320,000	<78.7	<55.6	<409	19,000	<409	<65.5	<264	13,600	<68.1	<109	<47.2	<151	<87.0	<85.7	149	453	<56.3	<139	<69.4	19,600,000
	7/7/2022	1340	15,500	<1,190	<311	<249	<165	<412	166,000	<324	<317	3,190	<347	<393	<450	<396	303,000	2,470,000	<393	<278	<2,040	12,200	<2,050	<328	<1,320	14,500	<340	<543	<236	<753	<435	<429	<393	<393	<282	<694	<347	6,650,000
	7/13/2022	1315	<238	<51.1	<62.1	<49.8	<33.0	<82.5	<55.1	<64.8	<63.4	<189	<69.4	258	<89.9	<79.1	781,000	6,030,000	<78.7	<55.6	<409	28,100	<409	<65.5	<264	6,640	<68.1	<109	<47.2	<151	<87.0	<85.7	266	623	<56.3	<139	251	24,500,000
	7/18/2022	1135	22,000	<256	<311	<249	<165	<412	995,000	<324	<317	<943	<347	479	<450	<396	1,020,000	12,300,000	<393	<278	<2,040	19,200	<2,050	<328	<1,320	13,900	<340	<543	<236	<753	<435	<429	<393	667	<282	<694	<347	46,700,000
		1224	Initiate Vacuum Recovery Event																																			
		1355	356	693	<15.5	14.8	<8.26	<20.6	4,370	<16.2	<15.9	<47.1	806	135	<22.5	<19.8	3,930	24,000	52.1	<13.9	<102	363	<102	<16.4	<66.0	131	<17.0	<27.2	<11.8	2,230	<21.8	<21.4	153	161	<14.1	494	170	258,000
		1435	Vacuum Recovery Event Terminated																																			
		1625	342	<12.8	<15.5	15.1	<8.26	<20.6	2,520	<16.2	<15.9	<47.1	35.8	27.3	<22.5	<19.8	4,620	18,600	<19.7	<13.9	<102	229	<102	<16.4	<66.0	418	<17.0	<27.2	<11.8	<37.7	<21.8	<21.4	52.0	57.9	<14.1	<34.7	19.0	131,000
	7/20/2022	1335	13,600	<1,280	<1,550	<1,240	<826	<2,060	82,700	<1,620	<1,590	4,750	<1,730	<1,960	<2,250	<1,980	107,000	610,000	<1,970	<1,390	<10,200	<7,370	<10,200	<1,640	<6,600	43,500	<1,700	3,900	<1,180	<3,770	<2,180	<2,140	<1,960	<1,960	<1,410	<3,470	<1,730	3,630,000
	7/27/2022	1238	<297	<63.9	<77.6	<62.2	<41.3	<103	6,370	<81.0	<79.3	245	<86.7	<98.2	<112	<98.9	11,800	1,610,000	<98.3	<69.4	<511	422	<512	<81.9	<330	2,930	<85.1	<136	<59.0	<188	<109	<107	<98.2	<98.2	<70.4	<173	<86.7	339,000
	8/1/2022	1113	13,100	<63.9	<77.6	<62.2	<41.3	<103	<68.9	<81.0	<79.3	3,510	<86.7	241.0	<112	<98.9	299,000	1,910,000	<98.3	<69.4	<511	9,580	<512	<81.9	<330	52,100	<85.1	1,470	<59.0	<188	<109	361	350	530	<70.4	<173	186	<8,260,000
		1115	Initiate Vacuum Recovery Event																																			
		1220	67.5	<0.639	<0.776	2.36	1.63	<1.03	<0.689	<0.810	<0.793	97.7	3.77	2.36	<1.12	1.95	321	892	<0.983	16.9	<5.11	27.9	12.0	<0.819	<3.30	58.0	<0.851	<1.36	<0.590	40.7	<1.09	<1.07	4.31	5.45	<0.704	9.67	5.07	9,210
		1328	525	<0.639	0.877	10.1	3.51	<1.03	<0.689	<0.810	<0.793	37.0	3.20	4.29	<1.12	1.97	265	1,210	1.41	<0.694	164	548	84.7	<0.819	<3.30	237	<0.851	<1.36	<0.590	3.56	<1.09	<1.07	8.44	8.64	<0.704	5.16	2.92	12,200
		1330	Vacuum Recovery Event Terminated																																			
		1435	5,110	<12.8	<15.5	140	36.4	<20.6	<13.8	<16.2	<15.9	215	<17.3	105	<22.5	<19.8	15,000	39,100	<19.7	<13.9	1,020	3,800	540	<16.4	<66.0	2,530	<17.0	<27.2	<11.8	<37.7	<21.8	<21.4	163	227	<14.1	53.8	55.9	<330,000
	8/4/2022	1358	<238	<51.1	<62.1	229	<33.0	<82.5	49,600	<123	<63.4	1,680	<69.4	112	<89.9	<112	101,000	568,000	<78.7	135	<409	<7,370	<409	<65.5	<264	17,600	<68.1	<109	<47.2	<151	<87.0	<85.7	126	251	<56.3	<139	108	3,060,000

ENSOLUM

TABLE 4
AIR SAMPLING (VOCs) ANALYTICAL DATA SUMMARY
Levey Well
Oxy Permian Ltd.
Hobbs, New Mexico
Ensolum Project No. 03B1417001

Sample Designation	Date	Time	Acetone	Benzene	Bromomethane	Carbon disulfide	Chloromethane	2-Chlorotoluene	Cyclohexane	1,2-Dichloroethane	cis-1,2-Dichloroethene	Ethanol	Ethylbenzene	4-Ethyltoluene	Trichlorofluoromethane	Dichlorodifluoromethane	Heptane	n-Hexane	Isopropylbenzene	Methylene Chloride	Methyl Butyl Ketone	2-Butanone (MEK)	4-Methyl-2-pentanone (MIBK)	Methyl methacrylate	Naphthalene	2-Propanol	Styrene	Tetrachloroethylene	Tetrahydrofuran	Toluene	1,1,1-Trichloroethane	Trichloroethylene	1,2,4-Trimethylbenzene	1,3,5-Trimethylbenzene	Vinyl acetate	m&p-Xylene	o-Xylene	TPH (GC/MS) Low Fraction
			(ug/m3)																																			
Levey Well	8/10/2022	1353	<238	<51.1	<62.1	58.5	<33.0	<82.5	65,100	<64.8	69.4	1,150	<69.4	<78.5	<89.9	<79.1	121,000	1,200,000	<78.7	60.1	<409	2,920	<409	<65.5	<264	17,300	<68.1	<109	<47.2	<151	<87.0	<85.7	<78.5	<78.5	<56.3	<139	<69.4	1,660,000
	8/15/2022	0953	<594	<128	<155	280	<82.6	<206	544,000	<162	<159	3,150	<173	<196	<225	<198	924,000	6,870,000	<197	<139	<1,020	<737	<1,020	1,430	<660	<615	<170	<272	<118	<377	<218	<214	<196	281	<141	<347	<173	22,100,000
		1150	Initiate Vacuum Recovery Event																																			
		1258	416	<0.639	<0.776	2.04	<0.413	<1.03	1,750	<0.810	<0.793	31.1	<0.867	<0.982	<1.12	1.52	3,170	10,500	<0.983	<0.694	<5.11	181	<5.12	<0.819	<3.30	42.3	<0.851	<1.36	<0.590	<1.88	<1.09	<1.07	9.87	21.1	<0.704	9.58	<0.867	88,000
		1405	611	<3.19	<3.88	<3.11	<2.07	<5.15	1,630	<4.05	<3.96	46.2	<4.34	<4.91	<5.62	<4.95	1,390	5,540	<4.92	<3.47	<25.6	226	<25.6	<4.09	<16.5	88.7	<4.25	<6.79	<2.95	<9.42	<5.44	<5.36	11.2	20.9	<3.52	14.2	<4.34	79,300
		1405	Vacuum Recovery Event Terminated																																			
		1513	3,800	<63.9	<77.6	<62.2	<41.3	<103	9,260	<81.0	<79.3	2,680	<86.7	<98.2	<112	<98.9	19,100	75,800	<98.3	<69.4	<511	1,750	<512	<81.9	<330	42,500	<85.1	<136	<59.0	<188	<109	<107	<98.2	<98.2	<70.4	<173	<86.7	504,000
	8/18/2022	1231	<238	<51.1	<62.1	246	<33.0	<82.5	146,000	<64.8	<63.4	769	<69.4	<78.5	<89.9	<79.1	295,000	1,370,000	<78.7	63.9	<409	6,250	<409	<65.5	<264	15,500	<68.1	<109	<47.2	<151	<87.0	<85.7	<78.5	148	<56.3	<139	95.4	7,520,000
	8/24/2022	1147	<297	<63.9	<77.6	<62.2	<41.3	<103	585,000	<81.0	<79.3	<236	<86.7	<98.2	<112	<98.9	1,050,000	8,950,000	<98.3	<69.4	<511	13,900	<512	<81.9	<330	13,500	<85.1	<136	<59.0	<188	<109	<107	<98.2	<98.2	<70.4	<173	<86.7	40,800,000
	8/31/2022	1247	132,000	<256	<311	<249	<165	<412	71,300	<324	<317	1,430	<347	<393	<450	<396	112,000	959,000	<393	<278	<2,040	3,660	5,530	<328	<1,320	16,500	<340	<543	<236	<753	<435	<429	<393	<393	<282	<694	<347	2,480,000
	9/8/2022	1247	57,500	<1,280	<1,550	<1,240	<826	<2,060	403,000	<1,620	<1,590	5,640	<1,730	<1,960	<2,250	<1,980	646,000	6,030,000	<1,970	<1,390	<10,200	46,600	<10,200	<1,640	<6,600	30,200	<1,700	<2,720	<1,180	<3,770	<2,180	<2,140	<1,960	<1,960	49,700	<3,470	<1,730	19,800,000
	9/15/2022	1342	<149	<31.9	<38.8	47.0	<20.7	<51.5	29,100	<40.5	<39.6	1,330	<43.4	<49.1	<56.2	<49.5	59,700	353,000	<49.2	77.8	<256	1,350	<256	<40.9	<165	6,070	<42.5	80.1	<29.5	<94.2	<54.4	<53.6	<49.1	<49.1	<35.2	<86.7	<43.4	830,000
	9/22/2022	1337	151,000	<2,560	<3,110	<2,490	<1,650	<4,120	554,000	<3,240	<3,170	288,000	3,590	<3,930	<4,500	<3,960	573,000	35,200,000	<3,930	<2,780	<20,400	57,200	<20,500	7,700	<13,200	6,930,000	4,110	33,800	<2,360	17,100	<4,350	<4,290	6,090	<3,930	<2,820	14,000	6,680	27,700,000
	9/26/2022	1046	39,900	<639	<776	<622	<413	<1,030	641,000	<810	<793	5,710	<867	<982	<1,120	<989	1,060,000	9,450,000	<983	<694	<5,110	20,100	<5,120	<819	<3,300	38,100	<851	<1,360	<590	<1,180	<1,090	<1,070	<982	<982	<704	<1,730	<867	19,600,000
		1255	Initiate Vacuum Recovery Event																																			
		1403	337	<12.8	<15.5	<12.4	<8.26	<20.6	4,170	<16.2	<15.9	<47.1	<17.3	<19.6	<22.5	<19.8	4,830	33,700	<19.7	<13.9	<102	292	<102	<16.4	<66.0	<61.5	<17.0	<27.2	<11.8	<37.7	<21.8	<21.4	<19.6	<19.6	<14.1	<34.7	<17.3	189,000
		1512	116	<12.8	<15.5	<12.4	<8.26	<20.6	830	<16.2	<15.9	68.1	<17.3	<19.6	<22.5	<19.8	986	4,120	<19.7	<13.9	<102	104	<102	<16.4	<66.0	<61.5	<17.0	<27.2	<11.8	<37.7	<21.8	<21.4	<19.6	<19.6	<14.1	<34.7	<17.3	39,100
		1512	Vacuum Recovery Event Terminated																																			
		1609	297	<12.8	<15.5	<12.4	<8.26	<20.6	2,100	<16.2	<15.9	<47.1	<17.3	<19.6	<22.5	<19.8	2,380	12,700	<19.7	<13.9	<102	330	<102	<16.4	<66.0	109	<17.0	<27.2	<11.8	<37.7	<21.8	<21.4	<19.6	23.7	<14.1	<34.7	<17.3	88,400
	9/28/2022	1215	14,200	<63.9	<77.6	136	<41.3	<103	118,000	<81.0	<79.3	<236	<86.7	<98.2	<112	<98.9	241,000	1,110,000	<98.3	<69.4	<511	6,840	<512	<81.9	<330	6,660	<85.1	<136	<59.0	<188	<109	<107	<98.2	<98.2	<70.4	<173	<86.7	4,790,000
	10/4/2022	1327	<29,700	<6,390	<7,760	<6,220	<4,130	<10,300	499,000	<8,100	<7,930	766,000	<8,670	<9,820	<11,200	<9,890	908,000	6,490,000	<9,830	<6,940	<51,100	66,900	<51,200	188,000	<33,000	3,440,000	<8,510	27,500	<5,900	<18,800	<10,900	<10,700	<9,820	<9,820	<7,040	<17,300	<8,670	32,000,000
	10/10/2022	1226	15,900	<128	<155	128	<82.6	<206	413,000	<162	<159	2,070	<173	<196	<225	<198	658,000	7,760,000	<197	<139	<1,020	11,900	<1,020	<164	<660	9,510	<170	<272	<118	<377	<218	1,390	<196	206	<141	<347	<173	24,600,000
		1230	Initiate Vacuum Recovery Event																																			
		1326	71.1	1.52	<0.776	0.741	9.21	<1.03	1,400	<0.810	<0.793	14.8	<0.867	3.48	<1.12	1.36	3,850	14,900	<0.983	0.913	<5.11	109	<5.12	<0.819	<3.30	8.50	<0.851	<1.36	<0.590	3.08	<1.09	<1.07	5.79	8.05	<0.704	4.94	2.65	124,000
		1438	94.8	0.923	<0.776	0.672	2.58	<1.03	1,280	<0.810	<0.793	16.3	<0.867	2.65	<1.12	1.63	3,040	13,400	<0.983	0.934	<5.11	92.0	<5.12	<0.819	<3.30	120	<0.851	<1.36	<0.590	1.96	<1.09	<1.07	2.68	6.43	<0.704	<0.867	1.82	104,000
		1438	Vacuum Recovery Event Terminated																																			
		1538	<2.97	4.12	<0.776	15.5	16.6	<1.03	14,500	<0.810	<0.793	120	<0.867	23.3	<1.12	<0.989	34,700	122,000	<0.983	<0.694	<5.11	263	<5.12	<0.819	<3.30	49.2	<0.851	<1.36	<0.590	9.15	<1.09	<1.07	19.6	56.0	<0.704	12.7	17.6	698,000
	10/14/2022	1136	21,900	<128	<155	181	<82.6	<206	121,000	<162	<159	2,000	<173	<196	<225	<198	193,000	2,850,000	<197	<139	<1,020	8,880	<1,020	<164	<660	6,490	<170	<272	<118	<377	<218	<214	<196	<196	<141	<347	<173	3,990,000
	10/19/2022	1350	10,600	<63.9	<77.6	<62.2	<41.3	<103	382,000	<81.0	<79.3	<236	<86.7	<98.2	<112	<98.9	769,000	6,280,000	<98.3	<69.4	<511	9,170	<512	<81.9	<330	6,190	<85.1	760	<59.0	<188	<109	<107	<98.2	<98.2	<70.4	<173	<86.7	22,600,000
	10/24/2022	1100	13,700	<63.9	<77.6	<62.2	<41.3	<103	88,200	<81.0	<79.3	6,200	211	339	<112	<98.9	174,000	1,030,000	<98.3	<69.4	<511	6,900	<512	<81.9	<330	12,300	<170	<136	<59.0	1,020	<109	<107	312	226	<70.4	806	273	<4,130,000
		1100	Initiate Vacuum Recovery Event																																			
		1208	<59.4	15.4	<15.5	<12.4	<8.26	<20.6	<13.8	<16.2	<15.9	207	22.1	<19.6	<22.5	<19.8	22.2	62.8	<19.7	<13.9	<102	<73.7	<102	<16.4	<66.0	<61.5	<17.0	<27.2	<11.8	96.8	<21.8	<21.4	<19.6	<19.6	<14.1	43.3	17.4	<16,500
		1308	97.4	<0.639	<0.776	4.45	2.07	<1.03	149	<0.810	<0.793	57.9	1.21	<0.982	<1.12	2.45	442	1,290	<0.983	<0.694	<5.11	61.3	<5.12	<0.819	<3.30	31.0	<0.851	<1.36	<0.590	<1.88	<1.09	<1.07	2.36	5.45	<0.704	3.86	1.53	9,670
		1308	Vacuum Recovery Event Terminated																																			
		1408	335	<0.639	<0.776	<622	<413	<1.03	2,270	<0.810	<0.793	<2.36	<0.867	<0.982	<1.12	<0.989	3,730	18,400	<0.983	<0.694	<5.11	234	<5.12	<0.819	<3.30	<3.07	<0.851	<1.36	<0.590	<1.88	<1.09	<1.07	2.62	5.60	<0.704	4.55	2.10	74,400
	10/27/2022	1337	7,680	<639	<776	<622	<413	<1,030	33,300	<810	<793	4,530	<867	<982	<1,120	<989	49,100	348,000	<983	<694	<5,110	<3,690	<5,120	<819	<3,300	17,900	<851	<1,360	<590	<1,880	<1,090	<1,070	<982	<982	<704	<1,730	<867	1,670,000
	11/2/2022	1339	<5,940	<1,280	<1,550	<1,240	<826	<2,060	64,400	<1,620	<1,590	6,340	<1,730	<1,960	<2,250	<1,980	130,000	702,000	<1,970	<1,390	<10,200	11,500	<10,200	<1,640	<6,600	30,000	<1,700	<2,720	<1,180	<3,770	<2,180	<2,140	<1,960	<1,960	<1,410	<3,470	<1,730	4,040,000
	11/7/2022	1115	<297	<66.9	<77.6	<62.2	<41.3	<103	209,000	<81.0	<79.3	<236	<86.7	<98.2	<112	<98.9	299,000	825,000	<98.3	<69.4	<511	12,600	<512	<81.9	<330	24,400	<85.1	<136	<59.0	241	<109	<107	<98.2	<98.2	<70.4	<173	<86.7	12,500,000
		1203	Initiate Vacuum Recovery Event																																			
		1310	775	<12.8	<15.5	<12.4	<8.26	<20.6	1,420	<16.2	<15.9	78.1	<17.3	<19.6	<22.5	<19.8	4,020	10,700	<19.7	<13.9	<102	273	<102	<16.4	<66.0	<61.5	<17.0	<27.2	<11.8	<37.7	<21.8	<21.4	<19.6	<19.6	<14.1	<34.7	<17.3	84,300
		1415	323	<3.19	<3.88	<3.11	<2.07	<5.15	323	<4.05	<3.96	27.0	<4.34	<4.91	<5.62	<4.95	859	2,250	<4.92	<3.47	<25.6	64.6	<25.6	<4.09	<16.5	15.6	<4.25	<6.79	<2.95	<9.42	<5.44	<5.36	<4.91	<4.91	<3.52	<8.67	<4.34	22,300
		1415	Vacuum Recovery Event Terminated																																			
		1515	13,100	<63.9	<77.6	<62.2	<41.3	<103	9,160	<81.0	<79.3	10,300	<86.7	<98.2	<112	<98.9	22,500	73,300	<98.3	<69.4	<511	2,670	<512	<81.9	<330	18,400	<85.1	<136	<59.0	195	<109	<107	<98.2	<98.2	<70.4	<173	<86.7	483,000
	11/9/2022	1318	11,100	<63.9	<77.6	<62.2	<41.3	<103	16,600	<81.0	<79.3	4,710	<86.7	<98.2	123	173	56,900	183,000	<98.3	1,160	<511	3,130	<512	<81.9	<330	18,900	88.0	767	<59.0	844	<109	<107	<98.2	<98.2	<70.4	271	87.6	1,050,000
	11/16/2022	1335	34,900	<639	<776	<622	<413	<1,030	<689	<810	<793	35,600	<867	<982	<1,120	<989	267,000	3,840,000	<983	<694	<5,110	19,500	<5,120	<819	<3,300	35,200	<851	<1,360	<590	<1,180	<1,090	<1,070	<982	<982	<704	<1,730	<867	12,800,000
	11/21/2022	1115	65,800	<639	<776	<622	<413	<1,030	<689	<810	<793	16,900	<867	<982	<1,120	<989	642,000	10,900,000	<983	<694	<5,110	33,000	<5,120	<819	<3,300	35,400	<851	1,620	<590	<1,180	<1,090	<1,070	<982	<982	<704	<1,730	<867	38,900,000
	11/30/2022	1316	<297	<63.9	<77.6	<62.2	<41.3	<103	458,000	<81.0	<79.3	<236	<86.7	<98.2	<112	<98.9	757,000	6,200,000	<98.3	<69.4	<511	<369	<512	<81.9	<330	<307	<85.1	<136	<59.0	<188	<109	<107	<98.2	<98.2	<70.4	<173	<86.7	27,200,000
	12/5/2022	1207	<297	<63.9	<77.6	<62.2	<41.3	<103	1,020	<81.0	<79.3	5,620	1,210	393	<112	<98.10	3,390	8,850	135	434	<511	448	<512	<81.9	<330	17,500	<85.1	<136	<59.0	403	<109	139	1,110	351	<70.4	2,290	295	116,000
		1209	Initiate Vacuum Recovery Event																																			
		1327	<297	<63.9	<77.6	<62.2	<41.3	<103	<68.9	<81.0	<79.3	5,390	551	346	<112	<98.9	1,420	4,940	<98.3	361	<511	<369	<512	<81.9	<330	15,900	<85.1	<136	<59.0	256	<109	191	613	177	<70.4	1,110	157	<82,600
		1427	<297	<62.6	<77.6	<62.2	<41.3	<103	4,480	<81.0	<79.3	6,300	<1,730	21,300	<112	<98.9	4,130	166,000	6,000	<69.4	<511	<369	<512	<81.9	<330	12,800	<85.1	<136	<59.0	<9,420	<109	<107	25,000	8,640	<70.4	<8,670	15,500	<4,130,000
		1427	Vacuum Recovery Event Terminated																																			
		1527	<297	<63.9	<77.6	<62.2	<41.3	<103	6,990	<81.0	<79.3	6,180	352	144	<112	<98.9	17,900	64,200	<98.3	<69.4	<511	858	<512	<81.9	<330	23,200	<85.1	<136	<59.0	<188	<109	<107	409	139	<70.4	720	114	421,000
	12/9/2022	1241	<2,970	<639	<776	<622	<413	<1,030	162,000	<810	<793	9,370	<867	<982	<1,112	<989	265,000	3,110,000	<983	<694	<5,110	7,110	<5,120	<819	<3,300	19,100	<851	<1,360	<590	<1,880	<1,090	<1,070	<982	<982	<704	<1,730	<867	7,640,000
	12/15/2022	1228	20,600	<1,280	<1,550	<1,240	<826	<2,060	321,000	<1,620	<1,590	7,960	<1,730	<1,960	<2,250	<1,980	634,000	4,790,000	<1,970	<1,390	<10,200	12,200	<10,200	<1,640	<6,600	13,900	<1,700	<2,720	<1,180	<3,770	<2,180	<2,140	<1,960	<1,960	<1,410	<3,470	<1,730	16,300,000
	12/19/2022	1141	<1,490	<319	<388	<311	<207	<515	158,000	<405	<396	6,390	<434	<491	<562	<495	305,000	2,420,000	<492	941	<2,560	10,200	<2,560	<409	<1,650	7,010	<425	<679	<295	<942	<544	<536	<491	<491	<352	<867	<434	8,880,000
		1143	Initiate Vacuum Recovery Event																																			
		1538	105	<12.8	<15.5	<12.4	<8.26	<20.6	1,210	<16.2	<15.9	<47.1	<17.3	<19.6	<22.5	<19.8	3,310	7,510	<19.7	<13.9	<102	<73.7	<102	<16.4	<66.0	<61.5	<17.0	<27.2	<11.8	<37.7	<21.8	<21.4	<19.6	<19.6	<14.1	<34.7	<17.3	75,200
		1638	<59.4	<12.8	<15.5	<12.4	<8.26	<20.6	596	<16.2	<15.9	<47.1	<17.3	<19.6	<22.5	<19.8	1,170	3,910	<19.7	<13.9	<102	<73.7	<102	<16.4	<66.0	<61.5	<17.0	<27.2	<11.8	<37.7	<21.8	<21.4	<19.6	<19.6	<14.1	<34.7	<17.3	34,000
		1638	Vacuum Recovery Event Terminated																																			
		1738	<59.4	<12.8	<15.5	<12.4	29.9	<20.6	3,550	<16.2	<15.9	<47.1	<17.3	<19.6	<22.5	<19.8	6,130	21,200	<19.7	<13.9	<102	105	<102	<16.4	<66.0	<61.5	<17.0	<27.2	<11.8	<37.7	<21.8	<21.4	<19.6	<19.6	<14.1	<34.7	<17.3	138,000
	12/21/2022	1318	<297	<63.9	<77.6	<62.2	<41.3	<103	88,200	<81.0	<79.3	6,980	<86.7	<98.2	<112	<98.9	195,000	2,290,000	<98.3	190	<511	4,810	<512	<81.9	<330	9,000	<85.1	<136	<59.0	302	<109	<107	<98.2	<98.2	<70.4	<173	<86.7	2,240,000

ENSOLUM

TABLE 4
AIR SAMPLING (VOCs) ANALYTICAL DATA SUMMARY
Levey Well
Oxy Permian Ltd.
Hobbs, New Mexico
Ensolum Project No. 03B1417001

Sample Designation	Date	Time	Acetone	Benzene	Bromomethane	Carbon disulfide	Chloromethane	2-Chlorotoluene	Cyclohexane	1,2-Dichloroethane	cis-1,2-Dichloroethene	Ethanol	Ethylbenzene	4-Ethyltoluene	Trichlorofluoromethane	Dichlorodifluoromethane	Heptane	n-Hexane	Isopropylbenzene	Methylene Chloride	Methyl Butyl Ketone	2-Butanone (MEK)	4-Methyl-2-pentanone (MIBK)	Methyl methacrylate	Naphthalene	2-Propanol	Styrene	Tetrachloroethylene	Tetrahydrofuran	Toluene	1,1,1-Trichloroethane	Trichloroethylene	1,2,4-Trimethylbenzene	1,3,5-Trimethylbenzene	Vinyl acetate	m&p-Xylene	o-Xylene	TPH (GC/MS) Low Fraction
			(ug/m3)																																			
	12/29/2022	1320	19,000	<63.9	<77.6	<62.2	<41.3	<103	93,300	<81.0	<79.3	6,280	<86.7	<98.2	<112	<98.9	181,000	1,310,000	<98.3	<69.4	<511	10,200	<512	<81.9	<330	11,000	<85.1	<136	<59.0	304	<109	<107	<98.2	<98.2	<70.4	<173	<86.7	9,750,000
	1/4/2023	1218	<297	<63.9	<77.6	124	<41.3	<103	26,500	<81.0	<79.3	2,750	<86.7	<98.2	<112	<98.9	38,900	765,000	<98.3	76.4	<511	4,250	<512	<81.9	<330	4,820	<85.1	<136	<59.0	<188	<109	<107	<98.2	<98.2	<70.4	<173	<86.7	1,170,000
	1/9/2023	1110	<2,970	<63.9	<776	<622	<413	<103	82,700	<81.1	<793	9,820	<86.7	<98.2	<1,120	<989	106,000	1,320,000	<98.3	<694	<511	<3,690	<512	<81.9	<330	53,800	<85.1	<136	<590	<188	<1,090	<107	<98.2	101	<704	<173	<86.7	1,720,000
		1400	Initiate Vacuum Recovery Event																																			
		1507	<297	<63.9	<77.6	<62.2	<41.3	<103	263	<81.0	<79.3	2,470	<86.7	<98.2	<112	<98.9	638	2,530	<98.3	77.8	<511	<369	<512	<81.9	<330	4,230	<85.1	<136	<59.0	<188	<109	<107	<98.2	<98.2	<70.4	<173	<86.7	<82,600
		1608	<297	<63.9	<77.6	<62.2	<41.3	<103	174	<81.0	<79.3	2,620	<86.7	<98.2	<112	<98.9	353	2,670	<98.3	74.7	<511	<369	<512	<81.9	<330	7,940	<85.1	<136	<59.0	<188	<109	<107	<98.2	<98.2	<70.4	<173	<86.7	<82,600
		1608	Vacuum Recovery Event Terminated																																			
		1706	<297	<63.9	<77.6	<62.2	64.6	<103	2,040	<81.0	<79.3	2,750	<86.7	<98.2	<112	<98.9	3,750	16,000	<98.3	79.2	<511	<369	<512	<81.9	<330	6,830	<85.1	<136	<59.0	<188	<109	<107	<98.2	<98.2	<70.4	<173	<86.7	135,000
	1/13/2023	1217	9,510	<63.9	<77.6	95.6	<41.3	<103	43,400	<81.0	<79.3	4,880	<86.7	<98.2	<112	<98.9	<81.8	241,000	<98.3	<69.4	<511	3,270	<512	<81.9	<330	13,300	<85.1	<136	<59.0	<188	<109	<107	<98.2	<98.2	<70.4	<173	<86.7	1,510,000
	1/19/2023	1154	35,200	492	<77.6	321	<41.3	<103	630,000	<81.0	<79.3	6,670	120	<98.2	<112	<98.9	72,400	705,000	<98.3	1,790	<511	2,840	<512	<81.9	<330	11,800	<85.1	162	<59.0	1,210	<109	<107	<98.2	<98.2	<70.4	252	<86.7	5,450,000
	1/23/2023	1111	<29,700	<6,390	<7,760	<6,220	<4,130	<10,300	486,000	<8,100	<7,930	1,260,000	<8,670	<9,820	<11,200	<9,890	109,000	864,000	<9,830	18,800	<51,100	<36,900	<51,200	40,900	<33,000	1,530,000	<8,510	<13,600	<5,900	27,200	<10,900	<10,700	<9,820	<9,820	<7,040	<17,300	<8,670	12,300,000
		1113	Initiate Vacuum Recovery Event																																			
		1320	<297	<63.9	<77.6	<62.2	<41.3	<103	1,770	<81.0	<79.3	3,560	<86.7	<98.2	<112	<98.9	589	3,740	<98.3	319	<511	<369	<512	<81.9	<330	27,500	<85.1	153	<59.0	<188	<109	<107	<98.2	<98.2	<70.4	<173	<86.7	116,000
		1420	<297	<63.9	<77.6	<62.2	<41.3	<103	1,040	<81.0	<79.3	4,000	<86.7	<98.2	<112	<98.9	362	2,780	<98.3	358	<511	<369	<512	<81.9	<330	10,600	<85.1	245	<59.0	<188	<109	<107	<98.2	<98.2	2,150	<173	<86.7	122,000
		1420	Vacuum Recovery Event Terminated																																			
		1520	<297	<63.9	<77.6	<62.2	<41.3	<103	2,240	<81.0	<79.3	4,200	<86.7	<98.2	<112	<98.9	646	4,410	<98.3	378	<511	<369	<512	<81.9	<330	12,800	<85.1	160	<59.0	<188	<109	<107	<98.2	<98.2	<70.4	<173	<86.7	109,000
	2/2/2023	1205	10,800	<639	<776	<622	<413	<1,030	413,000	<810	<793	<2,360	<867	<982	<1,120	<989	65,400	733,000	<983	<694	<5,110	<3690	<5,120	<819	<3,300	19,100	<851	<1,360	<590	<1,180	<1,090	<1,070	<982	<982	<704	<1,730	<867	5,160,000
	2/7/2023	1105	5,940	<639	<776	<622	<413	<1,030	207,000	<810	<793	<2,360	<867	<982	<1,120	<989	34,200	213,000	<983	<694	<5,110	<3,690	<5,120	<819	<3,300	10,600	<851	<1,360	<590	<1,180	<1,090	<1,070	<982	<982	<704	<1,730	<867	3,530,000
		1140	Initiate Vacuum Recovery Event																																			
		1248	140	<6.39	<7.76	<6.22	<4.13	<10.3	1,790	<8.10	<7.93	24.1	<8.67	<9.82	<11.2	<9.89	<8.18	1,280	<9.83	<6.94	<51.1	43.3	<51.2	<8.19	<33.0	<30.7	<8.51	<13.6	<5.90	<18.8	<10.9	<10.7	<9.82	<9.82	<7.04	<17.3	<8.67	24,500
		1348	115	<6.39	<7.76	<6.22	<4.13	<10.3	950	<8.10	<7.93	<23.6	<8.67	<9.82	<11.2	<9.89	<8.18	532	<9.83	<6.94	<51.1	<36.9	<51.2	<8.19	<33.0	<30.7	<8.51	<13.6	<5.90	<18.8	<10.9	<10.7	<9.82	<9.82	<7.04	<17.3	<8.67	13,700
		1348	Vacuum Recovery Event Terminated																																			
		1449	220	<6.39	<7.76	<6.22	<4.13	<10.3	2,660	<8.10	<7.93	<23.6	<8.67	<9.82	<11.2	<9.89	<8.18	1,800	<9.83	<6.94	<51.1	<36.9	<51.2	<8.19	<33.0	<30.7	<8.51	<13.6	<5.90	<18.8	<10.9	<10.7	<9.82	<9.82	<7.04	<17.3	<8.67	31,900
	2/8/2023	1327	509	<63.9	<77.6	<62.2	<41.3	<103	6,650	<81.0	<79.3	241	<86.7	<98.2	<112	<98.9	2,430	5,960	<98.3	<69.4	<511	<369	<512	<81.9	<330	752	<85.1	<136	<59.0	<188	<109	<107	<98.2	<98.2	<70.4	<173	<86.7	85,500
	2/17/2023	1347	<297	<63.9	<77.6	159	<41.3	<103	24,900	<81.0	<79.3	3,210	<86.7	<98.2	<112	<98.9	14,100	<4,440	<98.3	<69.4	<511	1,390	<512	<81.9	<330	1,130	<85.1	<136	<59.0	<188	<109	<107	<98.2	<98.2	<70.4	<173	<86.7	772,000
	2/20/2023	1052	383,000	<63.9	<77.6	<62.2	<41.3	<103	9,950	185	<79.3	5,450	<86.7	<98.2	<112	<98.9	6,130	67,000	<98.3	182	<511	1,600	<512	532	<330	21,900	<85.1	183	<59.0	418	<109	<107	<98.2	<98.2	<70.4	189	<86.7	367,000
		1055	Initiate Vacuum Recovery Event																																			
		1203	<59.4	<12.8	<15.5	<12.4	<8.26	<20.6	223	<16.2	<15.9	47.3	<17.3	<19.6	<22.5	<19.8	200	596	<19.7	<13.9	<102	<73.7	<102	<16.4	<66.0	<61.5	<17.0	<27.2	<11.8	<37.7	<21.8	<21.4	<19.6	<19.6	<14.1	<34.7	<17.3	<16,500
		1300	<297	<63.9	<77.6	<62.2	<41.3	<103	111	185	<79.3	1,790	<86.7	<98.2	<112	<98.9	97.3	4,480	<98.3	120	<511	<369	<512	463	<330	12,900	<85.1	212	<59.0	253	<109	<107	<98.2	<98.2	<70.4	<173	<86.7	<82,600
		1300	Vacuum Recovery Event Terminated																																			
		1408	<297	<63.9	<77.6	<62.2	<41.3	<103	2,420	<81.0	<79.3	1,920.0	<86.7	<98.2	<112	<98.9	1,860	9,240	<98.3	134	<511	442	<512	770	<330	7,940	<85.1	<136	<59.0	265	<109	<107	<98.2	<98.2	<70.4	<173	<86.7	114,000
Levey Well	2/22/2023	1341	<297	<63.9	<77.6	<62.2	<41.3	<103	2,350	<81.0	<79.3	1,730	<86.7	<98.2	<112	<98.9	1,620	9,270	<98.3	86.1	<511	784	<512	508	<330	10,400	<85.1	<136	<59.0	<188	<109	461	<98.2	<98.2	<70.4	<173	<86.7	<82,600
	3/3/2023	1012	9,620	<63.9	<77.6	85.9	<41.3	<103	72,300	<81.0	<79.3	1,500	455	190	<112	<98.9	<81.8	242,000	<98.3	<69.4	<511	2,980	<512	<81.9	<330	4,130	<85.1	<136	<59.0	<188	<109	<107	117	<98.2	<70.4	486	185	1,630,000
	3/6/2023	1019	1,160	18,600	<77.6	<62.2	<41.3	<103	123,000	<81.0	<79.3	1,600	<1,730	8,250	<112	<98.9	25,700	222,000	6,000	<69.4	<511	<369	<512	<81.9	<330	7,890	<85.1	<136	<59.0	3770	<109	<107	3,070	1,330	<70.4	47,300	18,300	1,670,000
		1020	Initiate Vacuum Recovery Event																																			
		1127	1,050	3,100	<77.6	<62.2	<41.3	<103	12,800	<81.0	<79.3	1,440	74,600	13,700	<112	<98.9	213,000	7,620	7,960	<69.4	<511	<369	<512	<81.9	<330	7,300	<85.1	<136	<59.0	141,000	<109	<107	6,230	2,420	<70.4	49,900	21,400	4,750,000
		1233	2,020	6,260	<77.6	1,810	<41.3	<103	25,900	<81.0	<79.3	1,840	68,900	28,300	<112	<98.9	56,400	16,600	16,400	<69.4	<511	375	<512	<81.9	<330	4,400	<85.1	<136	<59.0	63,300	<109	<107	13,300	5,250	<70.4	46,400	43,400	2,890,000
		1233	Vacuum Recovery Event Terminated																																			
		1333	2,300	<63.9	<77.6	<62.2	<41.3	<103	32,900	<81.0	<79.3	1,650	1,340	291	<112	<98.9	<81.8	26,900	202	<69.4	<511	702	<512	<81.9	<330	5,970	<85.1	<136	<59.0	<188	<109	<107	163	<98.2	<70.4	1,080	406	1,310,000
	3/8/2023	1313	2,000	4,760	<77.6	5,100	<41.3	<103	28,400	<81.0	<79.3	1,450	39,000	<98.2	<112	<98.9	34,200	48,300	3,650	<69.4	<511	436	<512	<81.9	<330	2,060	<85.1	<136	<59.0	44,400	<109	<107	1,990	839	<70.4	27,100	10,800	1,660,000
	3/15/2023	1100	<297	859	<77.6	1,400	<41.3	<103	25,200	<81.0	<79.3	1,510	23,900	1,330	<112	<98.9	21,600	41,200	3,060	116	<511	<369	<512	1,060	<330	3,690	<85.1	<136	<59.0	21,700	<109	<107	1,920	849	<70.4	17,500	7,720	946,000
	3/20/203	1023	1,550	319	<77.6	632	<41.3	<103	12,600	<81.0	<79.3	2,390	10,500	366	<112	<98.9	11,500	58,200	1,060	<69.4	<511	<369	<512	<81.9	<330	4,550	<85.1	<136	<59.0	10,100	<109	<107	362	190	<70.4	6,500	2,640	690,000
		1024	Initiate Vacuum Recovery Event																																			
		1132	2,730	119	<77.6	<62.2	<41.3	<103	3,820	<81.0	<79.3	3,750	2,150	<98.2	<112	<98.9	3,430	12,900	236	<69.4	<511	<369	<512	<81.9	<330	5,160	<85.1	<136	<59.0	2,540	<109	<107	124	<98.2	<70.4	1,530	555	184,000
		1240	1,550	<63.9	<77.6	<62.2	<41.3	<103	613	<81.0	<79.3	7,860	707	<98.2	<112	<98.9	589	2,860	160	365	<511	<369	<512	<81.9	<330	3,150	<85.1	<136	<59.0	689	<109	<107	98.7	<98.2	<70.4	754	283	<82,600
		1240	Vacuum Recovery Event Terminated																																			
		1342	2,010	<63.9	<77.6	<62.2	42.5	<103	4,240	<81.0	<79.3	10,600	4,200	108	<112	<98.9	4,790	15,700	425	469	<511	<369	<512	<81.9	<330	6,960	<85.1	<136	<59.0	4,260	<109	<107	166	<98.2	<70.4	3,180	1,150	280,000
	3/23/2023	1259	1,290	<63.9	<77.6	1,040	<41.3	<103	21,800	<81.0	<79.3	1,310	18,300	3,370	<112	<98.9	<81.8	99,400	2,630	<69.4	<511	<369	<512	<81.9	<330	3,270	<85.1	<136	<59.0	9,790	<109	<107	1,210	658	<70.4	13,400	5,900	1,160,000
	3/29/2023	1223	<297	<63.9	<77.6	651	<41.3	<103	39,600	<81.0	<79.3	2,750	8,930	1,620	<112	<98.9	25,500	255,000	1,430	<69.4	<511	377	<512	<81.9	<330	48,400	<85.1	<136	<59.0	3,610	<109	<107	515	322	<70.4	7,110	3,240	983,000
	4/5/2023	1015	<59.4	<12.8	<15.5	<12.4	<8.26	<20.6	12,100	<16.2	<15.9	<47.1	60.7	<19.6	<22.5	<19.8	5,770	141,000	<19.7	<13.9	<102	<73.7	<102	<16.4	<66.0	<61.5	<17.0	<27.2	<11.8	92.3	<21.8	<21.4	<19.6	<19.6	<14.1	49.4	24.0	145,000
		1016	Initiate Vacuum Recovery Event																																			
		1128	<59.4	42.8	<15.5	<12.4	<8.26	<20.6	651	<16.2	<15.9	273	20.2	<19.6	<22.5	<19.8	753	3,520	<19.7	<13.9	<102	<73.7	<102	<16.4	<66.0	<61.5	<17.0	<27.2	<11.8	165	<21.8	<21.4	<19.6	<19.6	<14.1	46.0	<17.3	<16,500
		1237	<59.4	<12.8	<15.5	<12.4	<8.26	<20.6	217	<16.2	<15.9	128	<17.3	<19.6	<22.5	<19.8	229	1,490	<19.7	<13.9	<102	<73.7	<102	<16.4	<66.0	<61.5	<17.0	<27.2	<11.8	<37.7	<21.8	<21.4	<19.6	<19.6	<14.1	<34.7	<17.3	<16,500
		1237	Vacuum Recovery Event Terminated																																			
		1339	<59.4	14.1	<15.5	82.5	<8.26	<20.6	2,550	<16.2	<15.9	180	52.5	<19.6	<22.5	<19.8	1,630	23,600	<19.7	<13.9	<102	<73.7	<102	<16.4	<66.0	<61.5	<17.0	<27.2	<11.8	88.5	<21.8	<21.4	<19.6	<19.6	<14.1	52.5	25.8	37,300
	4/14/2023	1457	2,160	<63.9	<77.6	<62.2	<41.3	<103	<68.9	<81.0	<79.3	1,470	2,690	2,570	<112	<98.9	16,000	323,000	698	<69.4	<511	<369	<512	<81.9	<330	5,330	<85.1	<136	<59.0	1,020	<109	<107	1,450	702	<70.4	4,420	2,210	991,000
	4/16/2023	1005	<5,940	<63.9	<1,550	<1,240	<826	<103	<1,380	<81.0	<1,590	<9,430	1,300	<98.2	<2,250	<1,980	<81.8	1,000,000	294	<1,390	<511	<7,370	<512	<81.9	<330	9,760	<85.1	<136	<1,180	<188	<2,180	<107	667	316	<1,410	2,100	1,000	2,610,000
		1006	Initiate Vacuum Recovery Event																																			
		1235	12,000	<12.8	<15.5	59.4	<8.26	<20.6	<13.8	<16.2	<15.9	<47.1	192	<19.6	<22.5	<19.8	2,800	8,810	41.7	<13.9	<102	79.3	<102	<16.4	<66.0	228	<17.0	<27.2	<11.8	565	<21.8	<21.4	167	94.7	<14.1	668	205	85,500
		1339	8,700	<0.639	<0.776	8.25	<0.413	<1.03	<0.689	<0.810	<0.793	32.6	60.3	<0.982	1.24	2.54	384	1,980	13.8	<0.694	<5.11	54.6	<5.12	<0.819	<3.30	175	<0.851	<1.36	<0.590	105	<1.09	<1.07	48.1	24.0	<0.704	129	51.6	17,800
		1339	Vacuum Recovery Event Terminated																																			
		1438	5,820	<12.8	<15.5	124	<8.26	<20.6	6,230	<16.2	<15.9	<47.1	331	<19.6	<22.5	<19.8	1,910	1,730,000	73.7	<13.9	<102	<73.7	<102	<16.4	<66.0	337	<17.0	<27.2	<11.8	270	<21.8	<21.4	199	94.7	<14.1	581	264	196,000
	4/26/2023	1540	<2,970	<639	<776	<622	<413	<20.6	<689	<810	<793	<4,710	1,080	869	<1,120	<989	77,300	807,000	276	<69.4	<5,110	<3,690	<5,120	<819	<66.0	4,420	<17.0	<1,360	<590	<1,880	<1,090	<1,070	316	229	<704	2,480	1,360	1,790,000

NOTES:
ug/m3 - micrograms per cubic meter of air

ENSOLUM

APPENDIX C

Laboratory Data Sheets and Chain-of-Custody Documentation

eurofins | Environment Testing

ANALYTICAL REPORT

PREPARED FOR

Attn: Beaux Jennings
Ensolum
601 N. Marienfeld St.
Suite 400
Midland, Texas 79701

Generated 4/13/2023 7:33:27 AM

JOB DESCRIPTION

Levey Well Hobbs, NM - 03B1417001
SDG NUMBER Hobbs NM

JOB NUMBER

880-26907-1

Eurofins Midland
1211 W. Florida Ave
Midland TX 79701

See page two for job notes and contact information.

Released to Imaging: 3/21/2024 4:09:03 PM

my EOL

Eurofins Midland

Job Notes

This report may not be reproduced except in full, and with written approval from the laboratory. The results relate only to the samples tested. For questions please contact the Project Manager at the e-mail address or telephone number listed on this page.

Analytical test results meet all requirements of the associated regulatory program (i.e., NELAC (TNI), DoD, and ISO 17025) unless otherwise noted under the individual analysis.

Authorization

Generated
4/13/2023 7:33:27 AM

Authorized for release by
Jessica Kramer, Project Manager
Jessica.Kramer@et.eurofinsus.com
(432)704-5440

Table of Contents

Cover Page 1
Table of Contents 3
Definitions/Glossary 4
Case Narrative 6
Client Sample Results 7
Surrogate Summary 9
QC Sample Results 10
QC Association Summary 19
Lab Chronicle 21
Certification Summary 22
Method Summary 23
Sample Summary 24
Chain of Custody 25
Receipt Checklists 27

Released to Imaging: 3/21/2024 4:09:03 PM

Definitions/Glossary

Client: Ensolum
Job ID: 880-26907-1
Project/Site: Levey Well Hobbs, NM - 03B1417001
SDG: Hobbs NM

Qualifiers

GC/MS VOA

Qualifier	Qualifier Description
U	Indicates the analyte was analyzed for but not detected.

HPLC/IC

Qualifier	Qualifier Description
J	Result is less than the RL but greater than or equal to the MDL and the concentration is an approximate value.
U	Indicates the analyte was analyzed for but not detected.

Metals

Qualifier	Qualifier Description
4	MS, MSD: The analyte present in the original sample is greater than 4 times the matrix spike concentration; therefore, control limits are not applicable.
E	Result exceeded calibration range.
J	Result is less than the RL but greater than or equal to the MDL and the concentration is an approximate value.
U	Indicates the analyte was analyzed for but not detected.

General Chemistry

Qualifier	Qualifier Description
HF	Field parameter with a holding time of 15 minutes. Test performed by laboratory at client's request.
U	Indicates the analyte was analyzed for but not detected.

Glossary

Abbreviation	These commonly used abbreviations may or may not be present in this report.
¤	Listed under the "D" column to designate that the result is reported on a dry weight basis
%R	Percent Recovery
CFL	Contains Free Liquid
CFU	Colony Forming Unit
CNF	Contains No Free Liquid
DER	Duplicate Error Ratio (normalized absolute difference)
Dil Fac	Dilution Factor
DL	Detection Limit (DoD/DOE)
DL, RA, RE, IN	Indicates a Dilution, Re-analysis, Re-extraction, or additional Initial metals/anion analysis of the sample
DLC	Decision Level Concentration (Radiochemistry)
EDL	Estimated Detection Limit (Dioxin)
LOD	Limit of Detection (DoD/DOE)
LOQ	Limit of Quantitation (DoD/DOE)
MCL	EPA recommended "Maximum Contaminant Level"
MDA	Minimum Detectable Activity (Radiochemistry)
MDC	Minimum Detectable Concentration (Radiochemistry)
MDL	Method Detection Limit
ML	Minimum Level (Dioxin)
MPN	Most Probable Number
MQL	Method Quantitation Limit
NC	Not Calculated
ND	Not Detected at the reporting limit (or MDL or EDL if shown)
NEG	Negative / Absent
POS	Positive / Present
PQL	Practical Quantitation Limit
PRES	Presumptive
QC	Quality Control
RER	Relative Error Ratio (Radiochemistry)
RL	Reporting Limit or Requested Limit (Radiochemistry)
RPD	Relative Percent Difference, a measure of the relative difference between two points
TEF	Toxicity Equivalent Factor (Dioxin)
TEQ	Toxicity Equivalent Quotient (Dioxin)

Definitions/Glossary

Client: Ensolum
Job ID: 880-26907-1
Project/Site: Levey Well Hobbs, NM - 03B1417001
SDG: Hobbs NM

Glossary (Continued)

Abbreviation	These commonly used abbreviations may or may not be present in this report.
TNTC	Too Numerous To Count

Case Narrative

Client: Ensolum
Project/Site: Levey Well Hobbs, NM - 03B1417001

Job ID: 880-26907-1
SDG: Hobbs NM

Job ID: 880-26907-1

Laboratory: Eurofins Midland

Narrative

Job Narrative
880-26907-1

Receipt
The sample was received on 4/6/2023 4:31 PM. Unless otherwise noted below, the sample arrived in good condition, and, where required, properly preserved and on ice. The temperature of the cooler at receipt time was 0.6°C

GC/MS VOA
Method 8260C: The matrix spike (MS) recoveries for analytical batch 860-97685 were outside control limits. Non-homogeneity is suspected because the associated laboratory control sample (LCS) recovery was within acceptance limits.

No additional analytical or quality issues were noted, other than those described above or in the Definitions/ Glossary page.

HPLC/IC
Method 300_ORGFM_28D: The matrix spike / matrix spike duplicate (MS/MSD) recoveries for analytical batch 860-97816 were outside control limits for one or more analytes, see QC Sample Results for detail. Sample matrix interference and/or non-homogeneity are suspected because the associated laboratory control sample/laboratory control sample duplicate (LCS/LCSD) recovery is within acceptance limits.

Method 300_ORGFMS: The matrix spike / matrix spike duplicate (MS/MSD) recoveries for analytical batch 860-97817 were outside control limits for one or more analytes, see QC Sample Results for detail. Sample matrix interference and/or non-homogeneity are suspected because the associated laboratory control sample/laboratory control sample duplicate (LCS/LCSD) recovery is within acceptance limits.

Method 300_ORGFMS: The method blank for preparation batch 860-97817 contained Nitrite as N above the method detection limit (MDL). None of the samples associated with this method blank contained the target compound; therefore, re-extraction and/or re-analysis of samples were not performed

No additional analytical or quality issues were noted, other than those described above or in the Definitions/ Glossary page.

Metals
Method 200.7: Due to the high concentration of Calcium, the matrix spike / matrix spike duplicate (MS/MSD) for preparation batch 860-97983 and analytical batch 860-98152 could not be evaluated for accuracy and precision. The associated laboratory control sample / laboratory control sample duplicate (LCS/LCSD) met acceptance criteria.

Method 200.7: The following sample was diluted to bring the concentration of target analytes within the calibration range: Levey Well (880-26907-1). Elevated reporting limits (RLs) are provided.

No additional analytical or quality issues were noted, other than those described above or in the Definitions/ Glossary page.

General Chemistry
No additional analytical or quality issues were noted, other than those described above or in the Definitions/ Glossary page.

Client Sample Results

Client: Ensolum
Project/Site: Levey Well Hobbs, NM - 03B1417001

Job ID: 880-26907-1
SDG: Hobbs NM

Client Sample ID: Levey Well

Date Collected: 04/06/23 11:15
Date Received: 04/06/23 16:31

Lab Sample ID: 880-26907-1

Matrix: Water

Method: SW846 8260C - Volatile Organic Compounds by GC/MS

Analyte	Result	Qualifier	RL		Unit	D	Prepared	Analyzed	Dil Fac
Benzene	**0.00326**		0.00100	0.000533	mg/L			04/07/23 18:08	1
Bromobenzene	<0.000665	U	0.00100	0.000665	mg/L			04/07/23 18:08	1
Bromochloromethane	<0.000657	U	0.00100	0.000657	mg/L			04/07/23 18:08	1
Bromodichloromethane	<0.000552	U	0.00100	0.000552	mg/L			04/07/23 18:08	1
Bromoform	<0.000633	U	0.00500	0.000633	mg/L			04/07/23 18:08	1
Bromomethane	<0.00142	U	0.00500	0.00142	mg/L			04/07/23 18:08	1
2-Butanone	<0.00828	U	0.0500	0.00828	mg/L			04/07/23 18:08	1
Carbon tetrachloride	<0.000896	U	0.00500	0.000896	mg/L			04/07/23 18:08	1
Chlorobenzene	<0.000530	U	0.00100	0.000530	mg/L			04/07/23 18:08	1
Chloroethane	<0.00198	U	0.0100	0.00198	mg/L			04/07/23 18:08	1
Chloroform	<0.000643	U	0.00100	0.000643	mg/L			04/07/23 18:08	1
Chloromethane	<0.00204	U	0.0100	0.00204	mg/L			04/07/23 18:08	1
2-Chlorotoluene	<0.00118	U	0.00200	0.00118	mg/L			04/07/23 18:08	1
4-Chlorotoluene	<0.000472	U	0.00100	0.000472	mg/L			04/07/23 18:08	1
cis-1,2-Dichloroethene	<0.000714	U	0.00100	0.000714	mg/L			04/07/23 18:08	1
cis-1,3-Dichloropropene	<0.00107	U	0.00500	0.00107	mg/L			04/07/23 18:08	1
Dibromochloromethane	<0.000547	U	0.00500	0.000547	mg/L			04/07/23 18:08	1
1,2-Dibromo-3-Chloropropane	<0.00127	U	0.00500	0.00127	mg/L			04/07/23 18:08	1
1,2-Dibromoethane	<0.000999	U	0.00500	0.000999	mg/L			04/07/23 18:08	1
1,2-Dichlorobenzene	<0.000509	U	0.00100	0.000509	mg/L			04/07/23 18:08	1
1,3-Dichlorobenzene	<0.000513	U	0.00100	0.000513	mg/L			04/07/23 18:08	1
1,4-Dichlorobenzene	<0.000513	U	0.00100	0.000513	mg/L			04/07/23 18:08	1
Dichlorodifluoromethane	<0.000919	U	0.00100	0.000919	mg/L			04/07/23 18:08	1
1,1-Dichloroethane	<0.000635	U	0.00100	0.000635	mg/L			04/07/23 18:08	1
1,2-Dichloroethane	<0.000590	U	0.00100	0.000590	mg/L			04/07/23 18:08	1
1,1-Dichloroethene	<0.000738	U	0.00100	0.000738	mg/L			04/07/23 18:08	1
1,2-Dichloropropane	<0.000667	U	0.00500	0.000667	mg/L			04/07/23 18:08	1
1,3-Dichloropropane	<0.000514	U	0.00500	0.000514	mg/L			04/07/23 18:08	1
2,2-Dichloropropane	<0.000780	U	0.00500	0.000780	mg/L			04/07/23 18:08	1
1,1-Dichloropropene	<0.00160	U	0.00500	0.00160	mg/L			04/07/23 18:08	1
Ethylbenzene	**0.0113**		0.00100	0.000411	mg/L			04/07/23 18:08	1
Hexachlorobutadiene	<0.00126	U	0.00500	0.00126	mg/L			04/07/23 18:08	1
Isopropylbenzene	**0.00554**		0.00100	0.000613	mg/L			04/07/23 18:08	1
Methylene Chloride	<0.00173	U	0.00500	0.00173	mg/L			04/07/23 18:08	1
m,p-Xylenes	**0.0451**		0.0100	0.00124	mg/L			04/07/23 18:08	1
MTBE	<0.00139	U	0.00500	0.00139	mg/L			04/07/23 18:08	1
Naphthalene	<0.00135	U	0.0100	0.00135	mg/L			04/07/23 18:08	1
n-Butylbenzene	<0.000644	U	0.00100	0.000644	mg/L			04/07/23 18:08	1
N-Propylbenzene	**0.00237**		0.00100	0.000498	mg/L			04/07/23 18:08	1
o-Xylene	**0.00757**		0.00100	0.000551	mg/L			04/07/23 18:08	1
p-Cymene (p-Isopropyltoluene)	<0.000919	U	0.00100	0.000919	mg/L			04/07/23 18:08	1
sec-Butylbenzene	<0.000468	U	0.00100	0.000468	mg/L			04/07/23 18:08	1
Styrene	<0.000655	U	0.00100	0.000655	mg/L			04/07/23 18:08	1
tert-Butylbenzene	<0.000442	U	0.00100	0.000442	mg/L			04/07/23 18:08	1
1,1,1,2-Tetrachloroethane	<0.000644	U	0.00100	0.000644	mg/L			04/07/23 18:08	1
1,1,2,2-Tetrachloroethane	<0.000470	U	0.00100	0.000470	mg/L			04/07/23 18:08	1
Tetrachloroethene	<0.000801	U	0.00100	0.000801	mg/L			04/07/23 18:08	1
Toluene	**0.0242**		0.00100	0.000475	mg/L			04/07/23 18:08	1
trans-1,2-Dichloroethene	<0.000945	U	0.00100	0.000945	mg/L			04/07/23 18:08	1

Client Sample Results

Client: Ensolum
Project/Site: Levey Well Hobbs, NM - 03B1417001

Job ID: 880-26907-1
SDG: Hobbs NM

Client Sample ID: Levey Well

Date Collected: 04/06/23 11:15
Date Received: 04/06/23 16:31

Lab Sample ID: 880-26907-1

Matrix: Water

Method: SW846 8260C - Volatile Organic Compounds by GC/MS (Continued)

Analyte	Result	Qualifier	RL		Unit	D	Prepared	Analyzed	Dil Fac
trans-1,3-Dichloropropene	<0.00127	U	0.00500	0.00127	mg/L			04/07/23 18:08	1
1,2,3-Trichlorobenzene	<0.00217	U	0.00500	0.00217	mg/L			04/07/23 18:08	1
1,2,4-Trichlorobenzene	<0.00175	U	0.00500	0.00175	mg/L			04/07/23 18:08	1
1,1,1-Trichloroethane	<0.00169	U	0.00500	0.00169	mg/L			04/07/23 18:08	1
1,1,2-Trichloroethane	<0.000511	U	0.00100	0.000511	mg/L			04/07/23 18:08	1
Trichloroethene	<0.000791	U	0.00500	0.000791	mg/L			04/07/23 18:08	1
Trichlorofluoromethane	<0.000638	U	0.00100	0.000638	mg/L			04/07/23 18:08	1
1,2,3-Trichloropropane	<0.000490	U	0.00100	0.000490	mg/L			04/07/23 18:08	1
1,2,4-Trimethylbenzene	**0.0110**		0.00100	0.000417	mg/L			04/07/23 18:08	1
1,3,5-Trimethylbenzene	**0.00328**		0.00100	0.000456	mg/L			04/07/23 18:08	1
Vinyl chloride	<0.000638	U	0.00200	0.000638	mg/L			04/07/23 18:08	1
Xylenes, Total	**0.0527**		0.0100	0.00124	mg/L			04/07/23 18:08	1

Surrogate	*%Recovery*	*Qualifier*	*Limits*	*Prepared*	*Analyzed*	*Dil Fac*
4-Bromofluorobenzene (Surr)	*98*		*74 - 124*		*04/07/23 18:08*	*1*
Dibromofluoromethane (Surr)	*99*		*75 - 131*		*04/07/23 18:08*	*1*
1,2-Dichloroethane-d4 (Surr)	*99*		*63 - 144*		*04/07/23 18:08*	*1*
Toluene-d8 (Surr)	*99*		*80 - 117*		*04/07/23 18:08*	*1*

Method: EPA 300.0 - Anions, Ion Chromatography

Analyte	Result	Qualifier	RL		Unit	D	Prepared	Analyzed	Dil Fac
Bromide	<0.0711	U	0.500	0.0711	mg/L			04/07/23 20:51	1
Nitrate as N	**0.0769**	**J**	0.100	0.0391	mg/L			04/07/23 20:51	1
Chloride	**219**		0.500	0.200	mg/L			04/07/23 20:51	1
Nitrite as N	<0.0293	U	0.100	0.0293	mg/L			04/07/23 20:51	1
Fluoride	**0.206**	**J**	0.500	0.100	mg/L			04/07/23 20:51	1
Sulfate	**47.4**		0.500	0.109	mg/L			04/07/23 20:51	1

Method: EPA 200.7 Rev 4.4 - Metals (ICP) - Total Recoverable

Analyte	Result	Qualifier	RL		Unit	D	Prepared	Analyzed	Dil Fac
Calcium	**249**		10.0	5.76	mg/L		04/10/23 11:00	04/10/23 20:30	50
Magnesium	**49.4**		0.200	0.0428	mg/L		04/10/23 11:00	04/10/23 20:12	1
Potassium	**4.08**		0.500	0.0914	mg/L		04/10/23 11:00	04/10/23 20:12	1
Sodium	**79.7**		0.500	0.152	mg/L		04/10/23 11:00	04/10/23 20:12	1
SiO2	**64.8**		1.07	0.471	mg/L		04/10/23 11:00	04/10/23 20:12	1

General Chemistry

Analyte	Result	Qualifier	RL		Unit	D	Prepared	Analyzed	Dil Fac
Anion/Cation Balance (SM 1030E)	**-6.66**				%			04/13/23 08:19	1
Alkalinity (SM 2320B)	**680**		4.00	4.00	mg/L			04/10/23 12:08	1
Bicarbonate Alkalinity as CaCO3 (SM 2320B)	**680**		4.00	4.00	mg/L			04/10/23 12:08	1
Carbonate Alkalinity as CaCO3 (SM 2320B)	<4.00	U	4.00	4.00	mg/L			04/10/23 12:08	1
Hydroxide Alkalinity (SM 2320B)	<4.00	U	4.00	4.00	mg/L			04/10/23 12:08	1
Phenolphthalein Alkalinity (SM 2320B)	<4.00	U	4.00	4.00	mg/L			04/10/23 12:08	1
Total Dissolved Solids (SM 2540C)	**1080**		20.0	20.0	mg/L			04/10/23 08:56	1
pH (SM 4500 H+ B)	**6.7**	**HF**			SU			04/10/23 12:24	1
Temperature (SM 4500 H+ B)	**15.9**	**HF**			Degrees C			04/10/23 12:24	1

Surrogate Summary

Client: Ensolum
Project/Site: Levey Well Hobbs, NM - 03B1417001

Job ID: 880-26907-1
SDG: Hobbs NM

Method: 8260C - Volatile Organic Compounds by GC/MS

Matrix: Water

Prep Type: Total/NA

		Percent Surrogate Recovery (Acceptance Limits)			
		BFB	DBFM	DCA	TOL
Lab Sample ID	Client Sample ID	(74-124)	(75-131)	(63-144)	(80-117)
880-26907-1	Levey Well	98	99	99	99
LCS 860-97685/3	Lab Control Sample	99	101	99	99
LCSD 860-97685/4	Lab Control Sample Dup	100	102	100	100
MB 860-97685/10	Method Blank	101	98	100	101

Surrogate Legend

BFB = 4-Bromofluorobenzene (Surr)
DBFM = Dibromofluoromethane (Surr)
DCA = 1,2-Dichloroethane-d4 (Surr)
TOL = Toluene-d8 (Surr)

QC Sample Results

Client: Ensolum
Project/Site: Levey Well Hobbs, NM - 03B1417001

Job ID: 880-26907-1
SDG: Hobbs NM

Method: 8260C - Volatile Organic Compounds by GC/MS

Lab Sample ID: MB 860-97685/10
Matrix: Water
Analysis Batch: 97685

Client Sample ID: Method Blank
Prep Type: Total/NA

Analyte	MB Result	MB Qualifier	RL		Unit	D	Prepared	Analyzed	Dil Fac
Benzene	<0.000533	U	0.00100	0.000533	mg/L			04/07/23 13:21	1
Bromobenzene	<0.000665	U	0.00100	0.000665	mg/L			04/07/23 13:21	1
Bromochloromethane	<0.000657	U	0.00100	0.000657	mg/L			04/07/23 13:21	1
Bromodichloromethane	<0.000552	U	0.00100	0.000552	mg/L			04/07/23 13:21	1
Bromoform	<0.000633	U	0.00500	0.000633	mg/L			04/07/23 13:21	1
Bromomethane	<0.00142	U	0.00500	0.00142	mg/L			04/07/23 13:21	1
2-Butanone	<0.00828	U	0.0500	0.00828	mg/L			04/07/23 13:21	1
Carbon tetrachloride	<0.000896	U	0.00500	0.000896	mg/L			04/07/23 13:21	1
Chlorobenzene	<0.000530	U	0.00100	0.000530	mg/L			04/07/23 13:21	1
Chloroethane	<0.00198	U	0.0100	0.00198	mg/L			04/07/23 13:21	1
Chloroform	<0.000643	U	0.00100	0.000643	mg/L			04/07/23 13:21	1
Chloromethane	<0.00204	U	0.0100	0.00204	mg/L			04/07/23 13:21	1
2-Chlorotoluene	<0.00118	U	0.00200	0.00118	mg/L			04/07/23 13:21	1
4-Chlorotoluene	<0.000472	U	0.00100	0.000472	mg/L			04/07/23 13:21	1
cis-1,2-Dichloroethene	<0.000714	U	0.00100	0.000714	mg/L			04/07/23 13:21	1
cis-1,3-Dichloropropene	<0.00107	U	0.00500	0.00107	mg/L			04/07/23 13:21	1
Dibromochloromethane	<0.000547	U	0.00500	0.000547	mg/L			04/07/23 13:21	1
1,2-Dibromo-3-Chloropropane	<0.00127	U	0.00500	0.00127	mg/L			04/07/23 13:21	1
1,2-Dibromoethane	<0.000999	U	0.00500	0.000999	mg/L			04/07/23 13:21	1
1,2-Dichlorobenzene	<0.000509	U	0.00100	0.000509	mg/L			04/07/23 13:21	1
1,3-Dichlorobenzene	<0.000513	U	0.00100	0.000513	mg/L			04/07/23 13:21	1
1,4-Dichlorobenzene	<0.000513	U	0.00100	0.000513	mg/L			04/07/23 13:21	1
Dichlorodifluoromethane	<0.000919	U	0.00100	0.000919	mg/L			04/07/23 13:21	1
1,1-Dichloroethane	<0.000635	U	0.00100	0.000635	mg/L			04/07/23 13:21	1
1,2-Dichloroethane	<0.000590	U	0.00100	0.000590	mg/L			04/07/23 13:21	1
1,1-Dichloroethene	<0.000738	U	0.00100	0.000738	mg/L			04/07/23 13:21	1
1,2-Dichloropropane	<0.000667	U	0.00500	0.000667	mg/L			04/07/23 13:21	1
1,3-Dichloropropane	<0.000514	U	0.00500	0.000514	mg/L			04/07/23 13:21	1
2,2-Dichloropropane	<0.000780	U	0.00500	0.000780	mg/L			04/07/23 13:21	1
1,1-Dichloropropene	<0.00160	U	0.00500	0.00160	mg/L			04/07/23 13:21	1
Ethylbenzene	<0.000411	U	0.00100	0.000411	mg/L			04/07/23 13:21	1
Hexachlorobutadiene	<0.00126	U	0.00500	0.00126	mg/L			04/07/23 13:21	1
Isopropylbenzene	<0.000613	U	0.00100	0.000613	mg/L			04/07/23 13:21	1
Methylene Chloride	<0.00173	U	0.00500	0.00173	mg/L			04/07/23 13:21	1
m,p-Xylenes	<0.00124	U	0.0100	0.00124	mg/L			04/07/23 13:21	1
MTBE	<0.00139	U	0.00500	0.00139	mg/L			04/07/23 13:21	1
Naphthalene	<0.00135	U	0.0100	0.00135	mg/L			04/07/23 13:21	1
n-Butylbenzene	<0.000644	U	0.00100	0.000644	mg/L			04/07/23 13:21	1
N-Propylbenzene	<0.000498	U	0.00100	0.000498	mg/L			04/07/23 13:21	1
o-Xylene	<0.000551	U	0.00100	0.000551	mg/L			04/07/23 13:21	1
p-Cymene (p-Isopropyltoluene)	<0.000919	U	0.00100	0.000919	mg/L			04/07/23 13:21	1
sec-Butylbenzene	<0.000468	U	0.00100	0.000468	mg/L			04/07/23 13:21	1
Styrene	<0.000655	U	0.00100	0.000655	mg/L			04/07/23 13:21	1
tert-Butylbenzene	<0.000442	U	0.00100	0.000442	mg/L			04/07/23 13:21	1
1,1,1,2-Tetrachloroethane	<0.000644	U	0.00100	0.000644	mg/L			04/07/23 13:21	1
1,1,2,2-Tetrachloroethane	<0.000470	U	0.00100	0.000470	mg/L			04/07/23 13:21	1
Tetrachloroethene	<0.000801	U	0.00100	0.000801	mg/L			04/07/23 13:21	1
Toluene	<0.000475	U	0.00100	0.000475	mg/L			04/07/23 13:21	1

QC Sample Results

Client: Ensolum
Project/Site: Levey Well Hobbs, NM - 03B1417001

Job ID: 880-26907-1
SDG: Hobbs NM

Method: 8260C - Volatile Organic Compounds by GC/MS (Continued)

Lab Sample ID: MB 860-97685/10
Matrix: Water
Analysis Batch: 97685

Client Sample ID: Method Blank
Prep Type: Total/NA

Analyte	MB Result	MB Qualifier	RL		Unit	D	Prepared	Analyzed	Dil Fac
trans-1,2-Dichloroethene	<0.000945	U	0.00100	0.000945	mg/L			04/07/23 13:21	1
trans-1,3-Dichloropropene	<0.00127	U	0.00500	0.00127	mg/L			04/07/23 13:21	1
1,2,3-Trichlorobenzene	<0.00217	U	0.00500	0.00217	mg/L			04/07/23 13:21	1
1,2,4-Trichlorobenzene	<0.00175	U	0.00500	0.00175	mg/L			04/07/23 13:21	1
1,1,1-Trichloroethane	<0.00169	U	0.00500	0.00169	mg/L			04/07/23 13:21	1
1,1,2-Trichloroethane	<0.000511	U	0.00100	0.000511	mg/L			04/07/23 13:21	1
Trichloroethene	<0.000791	U	0.00500	0.000791	mg/L			04/07/23 13:21	1
Trichlorofluoromethane	<0.000638	U	0.00100	0.000638	mg/L			04/07/23 13:21	1
1,2,3-Trichloropropane	<0.000490	U	0.00100	0.000490	mg/L			04/07/23 13:21	1
1,2,4-Trimethylbenzene	<0.000417	U	0.00100	0.000417	mg/L			04/07/23 13:21	1
1,3,5-Trimethylbenzene	<0.000456	U	0.00100	0.000456	mg/L			04/07/23 13:21	1
Vinyl chloride	<0.000638	U	0.00200	0.000638	mg/L			04/07/23 13:21	1
Xylenes, Total	<0.00124	U	0.0100	0.00124	mg/L			04/07/23 13:21	1

Surrogate	*MB %Recovery*	*MB Qualifier*	*Limits*	*Prepared*	*Analyzed*	*Dil Fac*
4-Bromofluorobenzene (Surr)	*101*		*74 - 124*		*04/07/23 13:21*	*1*
Dibromofluoromethane (Surr)	*98*		*75 - 131*		*04/07/23 13:21*	*1*
1,2-Dichloroethane-d4 (Surr)	*100*		*63 - 144*		*04/07/23 13:21*	*1*
Toluene-d8 (Surr)	*101*		*80 - 117*		*04/07/23 13:21*	*1*

Lab Sample ID: LCS 860-97685/3
Matrix: Water
Analysis Batch: 97685

Client Sample ID: Lab Control Sample
Prep Type: Total/NA

Analyte	Spike Added	LCS Result	LCS Qualifier	Unit	D	%Rec	%Rec Limits
Benzene	0.0500	0.05505		mg/L		110	75 - 125
Bromobenzene	0.0500	0.05411		mg/L		108	75 - 125
Bromochloromethane	0.0500	0.05358		mg/L		107	60 - 140
Bromodichloromethane	0.0500	0.05427		mg/L		109	75 - 125
Bromoform	0.0500	0.05263		mg/L		105	70 - 130
Bromomethane	0.0500	0.04769		mg/L		95	60 - 140
2-Butanone	0.250	0.2532		mg/L		101	60 - 140
Carbon tetrachloride	0.0500	0.05608		mg/L		112	70 - 130
Chlorobenzene	0.0500	0.05396		mg/L		108	65 - 135
Chloroethane	0.0500	0.04770		mg/L		95	60 - 140
Chloroform	0.0500	0.05409		mg/L		108	70 - 121
Chloromethane	0.0500	0.04406		mg/L		88	60 - 140
2-Chlorotoluene	0.0500	0.05426		mg/L		109	73 - 125
4-Chlorotoluene	0.0500	0.05478		mg/L		110	74 - 125
cis-1,2-Dichloroethene	0.0500	0.05509		mg/L		110	75 - 125
cis-1,3-Dichloropropene	0.0500	0.05542		mg/L		111	74 - 125
Dibromochloromethane	0.0500	0.05411		mg/L		108	73 - 125
1,2-Dibromo-3-Chloropropane	0.0500	0.05262		mg/L		105	59 - 125
1,2-Dibromoethane	0.0500	0.05381		mg/L		108	73 - 125
1,2-Dichlorobenzene	0.0500	0.05410		mg/L		108	75 - 125
1,3-Dichlorobenzene	0.0500	0.05474		mg/L		109	75 - 125
1,4-Dichlorobenzene	0.0500	0.05365		mg/L		107	75 - 125
Dichlorodifluoromethane	0.0500	0.04019		mg/L		80	70 - 130

QC Sample Results

Client: Ensolum
Project/Site: Levey Well Hobbs, NM - 03B1417001

Job ID: 880-26907-1
SDG: Hobbs NM

Method: 8260C - Volatile Organic Compounds by GC/MS (Continued)

Lab Sample ID: LCS 860-97685/3
Matrix: Water
Analysis Batch: 97685

Client Sample ID: Lab Control Sample
Prep Type: Total/NA

Analyte	Spike Added	LCS Result	LCS Qualifier	Unit	D	%Rec	%Rec Limits
1,1-Dichloroethane	0.0500	0.05445		mg/L		109	70 - 130
1,2-Dichloroethane	0.0500	0.05411		mg/L		108	72 - 130
1,1-Dichloroethene	0.0500	0.05537		mg/L		111	50 - 150
1,2-Dichloropropane	0.0500	0.05378		mg/L		108	74 - 125
1,3-Dichloropropane	0.0500	0.05315		mg/L		106	75 - 125
2,2-Dichloropropane	0.0500	0.05855		mg/L		117	75 - 125
1,1-Dichloropropene	0.0500	0.05596		mg/L		112	75 - 125
Ethylbenzene	0.0500	0.05460		mg/L		109	75 - 125
Hexachlorobutadiene	0.0500	0.05411		mg/L		108	75 - 125
Isopropylbenzene	0.0500	0.05507		mg/L		110	75 - 125
Methylene Chloride	0.0500	0.05129		mg/L		103	75 - 125
m,p-Xylenes	0.0500	0.05514		mg/L		110	75 - 125
MTBE	0.0500	0.05311		mg/L		106	65 - 135
Naphthalene	0.0500	0.05270		mg/L		105	70 - 130
n-Butylbenzene	0.0500	0.05681		mg/L		114	75 - 125
N-Propylbenzene	0.0500	0.05512		mg/L		110	75 - 125
o-Xylene	0.0500	0.05452		mg/L		109	75 - 125
p-Cymene (p-Isopropyltoluene)	0.0500	0.05607		mg/L		112	75 - 125
sec-Butylbenzene	0.0500	0.05522		mg/L		110	75 - 125
Styrene	0.0500	0.05545		mg/L		111	75 - 125
tert-Butylbenzene	0.0500	0.05462		mg/L		109	75 - 125
1,1,1,2-Tetrachloroethane	0.0500	0.05314		mg/L		106	72 - 125
1,1,2,2-Tetrachloroethane	0.0500	0.05381		mg/L		108	74 - 125
Tetrachloroethene	0.0500	0.05541		mg/L		111	71 - 125
Toluene	0.0500	0.05441		mg/L		109	70 - 130
trans-1,2-Dichloroethene	0.0500	0.05323		mg/L		106	75 - 125
trans-1,3-Dichloropropene	0.0500	0.05526		mg/L		111	66 - 125
1,2,3-Trichlorobenzene	0.0500	0.05352		mg/L		107	75 - 137
1,2,4-Trichlorobenzene	0.0500	0.05609		mg/L		112	75 - 135
1,1,1-Trichloroethane	0.0500	0.05565		mg/L		111	70 - 130
1,1,2-Trichloroethane	0.0500	0.05333		mg/L		107	70 - 130
Trichloroethene	0.0500	0.04969		mg/L		99	75 - 135
Trichlorofluoromethane	0.0500	0.05053		mg/L		101	60 - 140
1,2,3-Trichloropropane	0.0500	0.05246		mg/L		105	75 - 125
1,2,4-Trimethylbenzene	0.0500	0.05503		mg/L		110	75 - 125
1,3,5-Trimethylbenzene	0.0500	0.05482		mg/L		110	60 - 140
Vinyl chloride	0.0500	0.04565		mg/L		91	60 - 140

Surrogate	*LCS %Recovery*	*LCS Qualifier*	*Limits*
4-Bromofluorobenzene (Surr)	*99*		*74 - 124*
Dibromofluoromethane (Surr)	*101*		*75 - 131*
1,2-Dichloroethane-d4 (Surr)	*99*		*63 - 144*
Toluene-d8 (Surr)	*99*		*80 - 117*

QC Sample Results

Client: Ensolum
Project/Site: Levey Well Hobbs, NM - 03B1417001

Job ID: 880-26907-1
SDG: Hobbs NM

Method: 8260C - Volatile Organic Compounds by GC/MS (Continued)

Lab Sample ID: LCSD 860-97685/4
Matrix: Water
Analysis Batch: 97685

Client Sample ID: Lab Control Sample Dup
Prep Type: Total/NA

Analyte	Spike Added	LCSD Result	LCSD Qualifier	Unit	D	%Rec	%Rec Limits	RPD	RPD Limit
Benzene	0.0500	0.05511		mg/L		110	75 - 125	0	25
Bromobenzene	0.0500	0.05542		mg/L		111	75 - 125	2	25
Bromochloromethane	0.0500	0.05359		mg/L		107	60 - 140	0	25
Bromodichloromethane	0.0500	0.05386		mg/L		108	75 - 125	1	25
Bromoform	0.0500	0.05410		mg/L		108	70 - 130	3	25
Bromomethane	0.0500	0.05100		mg/L		102	60 - 140	7	25
2-Butanone	0.250	0.2680		mg/L		107	60 - 140	6	25
Carbon tetrachloride	0.0500	0.05771		mg/L		115	70 - 130	3	25
Chlorobenzene	0.0500	0.05425		mg/L		108	65 - 135	1	25
Chloroethane	0.0500	0.04837		mg/L		97	60 - 140	1	25
Chloroform	0.0500	0.05467		mg/L		109	70 - 121	1	25
Chloromethane	0.0500	0.04489		mg/L		90	60 - 140	2	25
2-Chlorotoluene	0.0500	0.05543		mg/L		111	73 - 125	2	25
4-Chlorotoluene	0.0500	0.05584		mg/L		112	74 - 125	2	25
cis-1,2-Dichloroethene	0.0500	0.05584		mg/L		112	75 - 125	1	25
cis-1,3-Dichloropropene	0.0500	0.05523		mg/L		110	74 - 125	0	25
Dibromochloromethane	0.0500	0.05421		mg/L		108	73 - 125	0	25
1,2-Dibromo-3-Chloropropane	0.0500	0.05969		mg/L		119	59 - 125	13	25
1,2-Dibromoethane	0.0500	0.05386		mg/L		108	73 - 125	0	25
1,2-Dichlorobenzene	0.0500	0.05522		mg/L		110	75 - 125	2	25
1,3-Dichlorobenzene	0.0500	0.05581		mg/L		112	75 - 125	2	25
1,4-Dichlorobenzene	0.0500	0.05427		mg/L		109	75 - 125	1	25
Dichlorodifluoromethane	0.0500	0.04283		mg/L		86	70 - 130	6	25
1,1-Dichloroethane	0.0500	0.05519		mg/L		110	70 - 130	1	25
1,2-Dichloroethane	0.0500	0.05405		mg/L		108	72 - 130	0	25
1,1-Dichloroethene	0.0500	0.05727		mg/L		115	50 - 150	3	25
1,2-Dichloropropane	0.0500	0.05388		mg/L		108	74 - 125	0	25
1,3-Dichloropropane	0.0500	0.05290		mg/L		106	75 - 125	0	25
2,2-Dichloropropane	0.0500	0.06071		mg/L		121	75 - 125	4	25
1,1-Dichloropropene	0.0500	0.05888		mg/L		118	75 - 125	5	25
Ethylbenzene	0.0500	0.05613		mg/L		112	75 - 125	3	25
Hexachlorobutadiene	0.0500	0.06263		mg/L		125	75 - 125	15	25
Isopropylbenzene	0.0500	0.05739		mg/L		115	75 - 125	4	25
Methylene Chloride	0.0500	0.05236		mg/L		105	75 - 125	2	25
m,p-Xylenes	0.0500	0.05666		mg/L		113	75 - 125	3	25
MTBE	0.0500	0.05462		mg/L		109	65 - 135	3	25
Naphthalene	0.0500	0.06412		mg/L		128	70 - 130	20	25
n-Butylbenzene	0.0500	0.06021		mg/L		120	75 - 125	6	25
N-Propylbenzene	0.0500	0.05762		mg/L		115	75 - 125	4	25
o-Xylene	0.0500	0.05547		mg/L		111	75 - 125	2	25
p-Cymene (p-Isopropyltoluene)	0.0500	0.05901		mg/L		118	75 - 125	5	25
sec-Butylbenzene	0.0500	0.05822		mg/L		116	75 - 125	5	25
Styrene	0.0500	0.05609		mg/L		112	75 - 125	1	25
tert-Butylbenzene	0.0500	0.05727		mg/L		115	75 - 125	5	25
1,1,1,2-Tetrachloroethane	0.0500	0.05333		mg/L		107	72 - 125	0	25
1,1,2,2-Tetrachloroethane	0.0500	0.05503		mg/L		110	74 - 125	2	25
Tetrachloroethene	0.0500	0.05695		mg/L		114	71 - 125	3	25
Toluene	0.0500	0.05496		mg/L		110	70 - 130	1	25

QC Sample Results

Client: Ensolum
Project/Site: Levey Well Hobbs, NM - 03B1417001

Job ID: 880-26907-1
SDG: Hobbs NM

Method: 8260C - Volatile Organic Compounds by GC/MS (Continued)

Lab Sample ID: LCSD 860-97685/4
Matrix: Water
Analysis Batch: 97685

Client Sample ID: Lab Control Sample Dup
Prep Type: Total/NA

Analyte	Spike Added	LCSD Result	LCSD Qualifier	Unit	D	%Rec	%Rec Limits	RPD	RPD Limit
trans-1,2-Dichloroethene	0.0500	0.05443		mg/L		109	75 - 125	2	25
trans-1,3-Dichloropropene	0.0500	0.05534		mg/L		111	66 - 125	0	25
1,2,3-Trichlorobenzene	0.0500	0.06330		mg/L		127	75 - 137	17	25
1,2,4-Trichlorobenzene	0.0500	0.06202		mg/L		124	75 - 135	10	25
1,1,1-Trichloroethane	0.0500	0.05755		mg/L		115	70 - 130	3	25
1,1,2-Trichloroethane	0.0500	0.05390		mg/L		108	70 - 130	1	25
Trichloroethene	0.0500	0.05122		mg/L		102	75 - 135	3	25
Trichlorofluoromethane	0.0500	0.05366		mg/L		107	60 - 140	6	25
1,2,3-Trichloropropane	0.0500	0.05353		mg/L		107	75 - 125	2	25
1,2,4-Trimethylbenzene	0.0500	0.05719		mg/L		114	75 - 125	4	25
1,3,5-Trimethylbenzene	0.0500	0.05671		mg/L		113	60 - 140	3	25
Vinyl chloride	0.0500	0.04735		mg/L		95	60 - 140	4	25

Surrogate	*LCSD %Recovery*	*LCSD Qualifier*	*Limits*
4-Bromofluorobenzene (Surr)	*100*		*74 - 124*
Dibromofluoromethane (Surr)	*102*		*75 - 131*
1,2-Dichloroethane-d4 (Surr)	*100*		*63 - 144*
Toluene-d8 (Surr)	*100*		*80 - 117*

Method: 300.0 - Anions, Ion Chromatography

Lab Sample ID: MB 860-97816/20
Matrix: Water
Analysis Batch: 97816

Client Sample ID: Method Blank
Prep Type: Total/NA

Analyte	MB Result	MB Qualifier	RL		Unit	D	Prepared	Analyzed	Dil Fac
Bromide	<0.0711	U	0.500	0.0711	mg/L			04/07/23 17:16	1
Chloride	<0.200	U	0.500	0.200	mg/L			04/07/23 17:16	1
Fluoride	<0.100	U	0.500	0.100	mg/L			04/07/23 17:16	1
Sulfate	<0.109	U	0.500	0.109	mg/L			04/07/23 17:16	1

Lab Sample ID: LCS 860-97816/21
Matrix: Water
Analysis Batch: 97816

Client Sample ID: Lab Control Sample
Prep Type: Total/NA

Analyte	Spike Added	LCS Result	LCS Qualifier	Unit	D	%Rec	%Rec Limits
Bromide	10.0	10.89		mg/L		109	90 - 110
Chloride	10.0	9.485		mg/L		95	90 - 110
Fluoride	10.0	9.605		mg/L		96	90 - 110
Sulfate	10.0	10.07		mg/L		101	90 - 110

Lab Sample ID: LCSD 860-97816/22
Matrix: Water
Analysis Batch: 97816

Client Sample ID: Lab Control Sample Dup
Prep Type: Total/NA

Analyte	Spike Added	LCSD Result	LCSD Qualifier	Unit	D	%Rec	%Rec Limits	RPD	RPD Limit
Bromide	10.0	10.86		mg/L		109	90 - 110	0	20
Chloride	10.0	9.403		mg/L		94	90 - 110	1	20
Fluoride	10.0	9.530		mg/L		95	90 - 110	1	20

QC Sample Results

Client: Ensolum
Project/Site: Levey Well Hobbs, NM - 03B1417001

Job ID: 880-26907-1
SDG: Hobbs NM

Method: 300.0 - Anions, Ion Chromatography (Continued)

Lab Sample ID: LCSD 860-97816/22 — **Client Sample ID: Lab Control Sample Dup**
Matrix: Water — **Prep Type: Total/NA**
Analysis Batch: 97816

Analyte	Spike Added	LCSD Result	LCSD Qualifier	Unit	D	%Rec	%Rec Limits	RPD	RPD Limit
Sulfate	10.0	9.978		mg/L		100	90 - 110	1	20

Lab Sample ID: LLCS 860-97816/24 — **Client Sample ID: Lab Control Sample**
Matrix: Water — **Prep Type: Total/NA**
Analysis Batch: 97816

Analyte	Spike Added	LLCS Result	LLCS Qualifier	Unit	D	%Rec	%Rec Limits
Bromide	0.500	0.5515		mg/L		110	50 - 150
Chloride	0.500	0.5775		mg/L		116	50 - 150
Fluoride	0.500	0.4195	J	mg/L		84	50 - 150
Sulfate	0.500	0.6113		mg/L		122	50 - 150

Lab Sample ID: MB 860-97817/20 — **Client Sample ID: Method Blank**
Matrix: Water — **Prep Type: Total/NA**
Analysis Batch: 97817

Analyte	MB Result	MB Qualifier	RL		Unit	D	Prepared	Analyzed	Dil Fac
Nitrate as N	<0.0391	U	0.100	0.0391	mg/L			04/07/23 17:16	1
Nitrite as N	0.04922	J	0.100	0.0293	mg/L			04/07/23 17:16	1

Lab Sample ID: LCS 860-97817/21 — **Client Sample ID: Lab Control Sample**
Matrix: Water — **Prep Type: Total/NA**
Analysis Batch: 97817

Analyte	Spike Added	LCS Result	LCS Qualifier	Unit	D	%Rec	%Rec Limits
Nitrate as N	10.0	9.542		mg/L		95	80 - 120
Nitrite as N	10.0	9.955		mg/L		100	80 - 120

Lab Sample ID: LCSD 860-97817/22 — **Client Sample ID: Lab Control Sample Dup**
Matrix: Water — **Prep Type: Total/NA**
Analysis Batch: 97817

Analyte	Spike Added	LCSD Result	LCSD Qualifier	Unit	D	%Rec	%Rec Limits	RPD	RPD Limit
Nitrate as N	10.0	9.450		mg/L		95	80 - 120	1	20
Nitrite as N	10.0	9.923		mg/L		99	80 - 120	0	20

Lab Sample ID: LLCS 860-97817/23 — **Client Sample ID: Lab Control Sample**
Matrix: Water — **Prep Type: Total/NA**
Analysis Batch: 97817

Analyte	Spike Added	LLCS Result	LLCS Qualifier	Unit	D	%Rec	%Rec Limits
Nitrate as N	0.100	0.1042		mg/L		104	50 - 150
Nitrite as N	0.100	0.1035		mg/L		103	50 - 150

QC Sample Results

Client: Ensolum
Project/Site: Levey Well Hobbs, NM - 03B1417001

Job ID: 880-26907-1
SDG: Hobbs NM

Method: 200.7 Rev 4.4 - Metals (ICP)

Lab Sample ID: MB 860-97983/1-A
Matrix: Water
Analysis Batch: 98152

Client Sample ID: Method Blank
Prep Type: Total Recoverable
Prep Batch: 97983

Analyte	MB Result	MB Qualifier	RL		Unit	D	Prepared	Analyzed	Dil Fac
Calcium	<0.115	U	0.200	0.115	mg/L		04/10/23 11:00	04/10/23 20:02	1
Magnesium	<0.0428	U	0.200	0.0428	mg/L		04/10/23 11:00	04/10/23 20:02	1
Potassium	<0.0914	U	0.500	0.0914	mg/L		04/10/23 11:00	04/10/23 20:02	1
Sodium	<0.152	U	0.500	0.152	mg/L		04/10/23 11:00	04/10/23 20:02	1
SiO2	<0.471	U	1.07	0.471	mg/L		04/10/23 11:00	04/10/23 20:02	1

Lab Sample ID: LCS 860-97983/2-A
Matrix: Water
Analysis Batch: 98152

Client Sample ID: Lab Control Sample
Prep Type: Total Recoverable
Prep Batch: 97983

Analyte	Spike Added	LCS Result	LCS Qualifier	Unit	D	%Rec	%Rec Limits
Calcium	25.0	23.60		mg/L		94	85 - 115
Magnesium	25.0	22.90		mg/L		92	85 - 115
Potassium	10.0	9.490		mg/L		95	85 - 115
Sodium	25.0	23.90		mg/L		96	85 - 115
SiO2	21.4	20.89		mg/L		98	85 - 115

Lab Sample ID: LCSD 860-97983/3-A
Matrix: Water
Analysis Batch: 98152

Client Sample ID: Lab Control Sample Dup
Prep Type: Total Recoverable
Prep Batch: 97983

Analyte	Spike Added	LCSD Result	LCSD Qualifier	Unit	D	%Rec	%Rec Limits	RPD	RPD Limit
Calcium	25.0	23.70		mg/L		95	85 - 115	0	20
Magnesium	25.0	22.80		mg/L		91	85 - 115	0	20
Potassium	10.0	9.570		mg/L		96	85 - 115	1	20
Sodium	25.0	24.00		mg/L		96	85 - 115	0	20
SiO2	21.4	20.80		mg/L		97	85 - 115	0	20

Lab Sample ID: LLCS 860-97983/4-A
Matrix: Water
Analysis Batch: 98152

Client Sample ID: Lab Control Sample
Prep Type: Total Recoverable
Prep Batch: 97983

Analyte	Spike Added	LLCS Result	LLCS Qualifier	Unit	D	%Rec	%Rec Limits
Calcium	0.200	0.2090		mg/L		105	50 - 150
Magnesium	0.200	0.1930	J	mg/L		97	50 - 150
Potassium	0.500	0.5090		mg/L		102	50 - 150
Sodium	0.500	0.7190		mg/L		144	50 - 150
SiO2	1.07	1.031	J	mg/L		96	50 - 150

Lab Sample ID: 880-26907-1 MS
Matrix: Water
Analysis Batch: 98152

Client Sample ID: Levey Well
Prep Type: Total Recoverable
Prep Batch: 97983

Analyte	Sample Result	Sample Qualifier	Spike Added	MS Result	MS Qualifier	Unit	D	%Rec	%Rec Limits
Calcium	249	E	25.0	266.0	E 4	mg/L		68	70 - 130
Magnesium	49.4		25.0	72.20		mg/L		91	70 - 130
Potassium	4.08		10.0	14.10		mg/L		100	70 - 130
Sodium	79.7		25.0	101.0		mg/L		85	70 - 130
SiO2	64.8		21.4	85.39		mg/L		96	70 - 130

QC Sample Results

Client: Ensolum
Project/Site: Levey Well Hobbs, NM - 03B1417001

Job ID: 880-26907-1
SDG: Hobbs NM

Method: 200.7 Rev 4.4 - Metals (ICP) (Continued)

Lab Sample ID: 880-26907-1 MSD
Matrix: Water
Analysis Batch: 98152

Client Sample ID: Levey Well
Prep Type: Total Recoverable
Prep Batch: 97983

Analyte	Sample Result	Sample Qualifier	Spike Added	MSD Result	MSD Qualifier	Unit	D	%Rec	%Rec Limits	RPD	RPD Limit
Calcium	249	E	25.0	266.0	E 4	mg/L		68	70 - 130	0	20
Magnesium	49.4		25.0	72.20		mg/L		91	70 - 130	0	20
Potassium	4.08		10.0	14.00		mg/L		99	70 - 130	1	20
Sodium	79.7		25.0	101.0		mg/L		85	70 - 130	0	20
SiO2	64.8		21.4	85.60		mg/L		97	70 - 130	0	20

Method: SM 2320B - Alkalinity

Lab Sample ID: MB 860-98065/3
Matrix: Water
Analysis Batch: 98065

Client Sample ID: Method Blank
Prep Type: Total/NA

Analyte	MB Result	MB Qualifier	RL		Unit	D	Prepared	Analyzed	Dil Fac
Alkalinity	<4.00	U	4.00	4.00	mg/L			04/10/23 11:38	1
Bicarbonate Alkalinity as CaCO3	<4.00	U	4.00	4.00	mg/L			04/10/23 11:38	1
Carbonate Alkalinity as CaCO3	<4.00	U	4.00	4.00	mg/L			04/10/23 11:38	1
Hydroxide Alkalinity	<4.00	U	4.00	4.00	mg/L			04/10/23 11:38	1
Phenolphthalein Alkalinity	<4.00	U	4.00	4.00	mg/L			04/10/23 11:38	1

Lab Sample ID: LCS 860-98065/4
Matrix: Water
Analysis Batch: 98065

Client Sample ID: Lab Control Sample
Prep Type: Total/NA

Analyte			Spike Added	LCS Result	LCS Qualifier	Unit	D	%Rec	%Rec Limits		
Alkalinity			250	251.5		mg/L		101	85 - 115		

Lab Sample ID: LCSD 860-98065/5
Matrix: Water
Analysis Batch: 98065

Client Sample ID: Lab Control Sample Dup
Prep Type: Total/NA

Analyte			Spike Added	LCSD Result	LCSD Qualifier	Unit	D	%Rec	%Rec Limits	RPD	RPD Limit
Alkalinity			250	254.7		mg/L		102	85 - 115	1	20

Lab Sample ID: 880-26907-1 DU
Matrix: Water
Analysis Batch: 98065

Client Sample ID: Levey Well
Prep Type: Total/NA

Analyte	Sample Result	Sample Qualifier		DU Result	DU Qualifier	Unit	D			RPD	RPD Limit
Alkalinity	680			679.2		mg/L				0.09	20
Bicarbonate Alkalinity as CaCO3	680			679.2		mg/L				0.09	20
Carbonate Alkalinity as CaCO3	<4.00	U		<4.00	U	mg/L				NC	20
Hydroxide Alkalinity	<4.00	U		<4.00	U	mg/L				NC	20
Phenolphthalein Alkalinity	<4.00	U		<4.00	U	mg/L				NC	20

QC Sample Results

Client: Ensolum
Project/Site: Levey Well Hobbs, NM - 03B1417001

Job ID: 880-26907-1
SDG: Hobbs NM

Method: SM 2540C - Solids, Total Dissolved (TDS)

Lab Sample ID: MB 860-97954/1 — **Client Sample ID: Method Blank**
Matrix: Water — **Prep Type: Total/NA**
Analysis Batch: 97954

Analyte	MB Result	MB Qualifier	RL		Unit	D	Prepared	Analyzed	Dil Fac
Total Dissolved Solids	<5.00	U	5.00	5.00	mg/L			04/10/23 08:56	1

Lab Sample ID: LCS 860-97954/2 — **Client Sample ID: Lab Control Sample**
Matrix: Water — **Prep Type: Total/NA**
Analysis Batch: 97954

Analyte			Spike Added	LCS Result	LCS Qualifier	Unit	D	%Rec	%Rec Limits		
Total Dissolved Solids			1000	993.0		mg/L		99	80 - 120		

Lab Sample ID: LCSD 860-97954/3 — **Client Sample ID: Lab Control Sample Dup**
Matrix: Water — **Prep Type: Total/NA**
Analysis Batch: 97954

Analyte			Spike Added	LCSD Result	LCSD Qualifier	Unit	D	%Rec	%Rec Limits	RPD	RPD Limit
Total Dissolved Solids			1000	1024		mg/L		102	80 - 120	3	10

Lab Sample ID: LLCS 860-97954/4 — **Client Sample ID: Lab Control Sample**
Matrix: Water — **Prep Type: Total/NA**
Analysis Batch: 97954

Analyte			Spike Added	LLCS Result	LLCS Qualifier	Unit	D	%Rec	%Rec Limits		
Total Dissolved Solids			5.00	7.000		mg/L		140	50 - 150		

Lab Sample ID: 880-26907-1 DU — **Client Sample ID: Levey Well**
Matrix: Water — **Prep Type: Total/NA**
Analysis Batch: 97954

Analyte	Sample Result	Sample Qualifier		DU Result	DU Qualifier	Unit	D			RPD	RPD Limit
Total Dissolved Solids	1080			1148		mg/L				6	10

Method: SM 4500 H+ B - pH

Lab Sample ID: 880-26907-1 DU — **Client Sample ID: Levey Well**
Matrix: Water — **Prep Type: Total/NA**
Analysis Batch: 98023

Analyte	Sample Result	Sample Qualifier		DU Result	DU Qualifier	Unit	D			RPD	RPD Limit
pH	6.7	HF		6.7		SU				0.6	20
Temperature	15.9	HF		15.4		Degrees C				3	20

QC Association Summary

Client: Ensolum
Project/Site: Levey Well Hobbs, NM - 03B1417001

Job ID: 880-26907-1
SDG: Hobbs NM

GC/MS VOA

Analysis Batch: 97685

Lab Sample ID	Client Sample ID	Prep Type	Matrix	Method	Prep Batch
880-26907-1	Levey Well	Total/NA	Water	8260C	
MB 860-97685/10	Method Blank	Total/NA	Water	8260C	
LCS 860-97685/3	Lab Control Sample	Total/NA	Water	8260C	
LCSD 860-97685/4	Lab Control Sample Dup	Total/NA	Water	8260C	

HPLC/IC

Analysis Batch: 97816

Lab Sample ID	Client Sample ID	Prep Type	Matrix	Method	Prep Batch
880-26907-1	Levey Well	Total/NA	Water	300.0	
MB 860-97816/20	Method Blank	Total/NA	Water	300.0	
LCS 860-97816/21	Lab Control Sample	Total/NA	Water	300.0	
LCSD 860-97816/22	Lab Control Sample Dup	Total/NA	Water	300.0	
LLCS 860-97816/24	Lab Control Sample	Total/NA	Water	300.0	

Analysis Batch: 97817

Lab Sample ID	Client Sample ID	Prep Type	Matrix	Method	Prep Batch
880-26907-1	Levey Well	Total/NA	Water	300.0	
MB 860-97817/20	Method Blank	Total/NA	Water	300.0	
LCS 860-97817/21	Lab Control Sample	Total/NA	Water	300.0	
LCSD 860-97817/22	Lab Control Sample Dup	Total/NA	Water	300.0	
LLCS 860-97817/23	Lab Control Sample	Total/NA	Water	300.0	

Metals

Prep Batch: 97983

Lab Sample ID	Client Sample ID	Prep Type	Matrix	Method	Prep Batch
880-26907-1	Levey Well	Total Recoverable	Water	200.7	
MB 860-97983/1-A	Method Blank	Total Recoverable	Water	200.7	
LCS 860-97983/2-A	Lab Control Sample	Total Recoverable	Water	200.7	
LCSD 860-97983/3-A	Lab Control Sample Dup	Total Recoverable	Water	200.7	
LLCS 860-97983/4-A	Lab Control Sample	Total Recoverable	Water	200.7	
880-26907-1 MS	Levey Well	Total Recoverable	Water	200.7	
880-26907-1 MSD	Levey Well	Total Recoverable	Water	200.7	

Analysis Batch: 98152

Lab Sample ID	Client Sample ID	Prep Type	Matrix	Method	Prep Batch
880-26907-1	Levey Well	Total Recoverable	Water	200.7 Rev 4.4	97983
880-26907-1	Levey Well	Total Recoverable	Water	200.7 Rev 4.4	97983
MB 860-97983/1-A	Method Blank	Total Recoverable	Water	200.7 Rev 4.4	97983
LCS 860-97983/2-A	Lab Control Sample	Total Recoverable	Water	200.7 Rev 4.4	97983
LCSD 860-97983/3-A	Lab Control Sample Dup	Total Recoverable	Water	200.7 Rev 4.4	97983
LLCS 860-97983/4-A	Lab Control Sample	Total Recoverable	Water	200.7 Rev 4.4	97983
880-26907-1 MS	Levey Well	Total Recoverable	Water	200.7 Rev 4.4	97983
880-26907-1 MSD	Levey Well	Total Recoverable	Water	200.7 Rev 4.4	97983

General Chemistry

Analysis Batch: 97398

Lab Sample ID	Client Sample ID	Prep Type	Matrix	Method	Prep Batch
880-26907-1	Levey Well	Total/NA	Water	SM 1030E	

QC Association Summary

Client: Ensolum
Project/Site: Levey Well Hobbs, NM - 03B1417001

Job ID: 880-26907-1
SDG: Hobbs NM

General Chemistry

Analysis Batch: 97954

Lab Sample ID	Client Sample ID	Prep Type	Matrix	Method	Prep Batch
880-26907-1	Levey Well	Total/NA	Water	SM 2540C	
MB 860-97954/1	Method Blank	Total/NA	Water	SM 2540C	
LCS 860-97954/2	Lab Control Sample	Total/NA	Water	SM 2540C	
LCSD 860-97954/3	Lab Control Sample Dup	Total/NA	Water	SM 2540C	
LLCS 860-97954/4	Lab Control Sample	Total/NA	Water	SM 2540C	
880-26907-1 DU	Levey Well	Total/NA	Water	SM 2540C	

Analysis Batch: 98023

Lab Sample ID	Client Sample ID	Prep Type	Matrix	Method	Prep Batch
880-26907-1	Levey Well	Total/NA	Water	SM 4500 H+ B	
880-26907-1 DU	Levey Well	Total/NA	Water	SM 4500 H+ B	

Analysis Batch: 98065

Lab Sample ID	Client Sample ID	Prep Type	Matrix	Method	Prep Batch
880-26907-1	Levey Well	Total/NA	Water	SM 2320B	
MB 860-98065/3	Method Blank	Total/NA	Water	SM 2320B	
LCS 860-98065/4	Lab Control Sample	Total/NA	Water	SM 2320B	
LCSD 860-98065/5	Lab Control Sample Dup	Total/NA	Water	SM 2320B	
880-26907-1 DU	Levey Well	Total/NA	Water	SM 2320B	

Lab Chronicle

Client: Ensolum
Project/Site: Levey Well Hobbs, NM - 03B1417001

Job ID: 880-26907-1
SDG: Hobbs NM

Client Sample ID: Levey Well

Date Collected: 04/06/23 11:15
Date Received: 04/06/23 16:31

Lab Sample ID: 880-26907-1

Matrix: Water

Prep Type	Batch Type	Batch Method	Run	Dilution Factor	Batch Number	Analyst	Lab	Prepared or Analyzed
Total/NA	Analysis	8260C		1	97685	AN	EET HOU	04/07/23 18:08
Total/NA	Analysis	300.0		1	97816	A1S	EET HOU	04/07/23 20:51
Total/NA	Analysis	300.0		1	97817	A1S	EET HOU	04/07/23 20:51
Total Recoverable	Prep	200.7			97983	MD	EET HOU	04/10/23 11:00
Total Recoverable	Analysis	200.7 Rev 4.4		1	98152	JDM	EET HOU	04/10/23 20:12
Total Recoverable	Prep	200.7			97983	MD	EET HOU	04/10/23 11:00
Total Recoverable	Analysis	200.7 Rev 4.4		50	98152	JDM	EET HOU	04/10/23 20:30
Total/NA	Analysis	SM 1030E		1	97398	SC	EET HOU	04/13/23 08:19
Total/NA	Analysis	SM 2320B		1	98065	TL	EET HOU	04/10/23 12:08
Total/NA	Analysis	SM 2540C		1	97954	DR	EET HOU	04/10/23 08:56
Total/NA	Analysis	SM 4500 H+ B		1	98023	TL	EET HOU	04/10/23 12:24

Laboratory References:

EET HOU = Eurofins Houston, 4145 Greenbriar Dr, Stafford, TX 77477, TEL (281)240-4200

Accreditation/Certification Summary

Client: Ensolum
Job ID: 880-26907-1
Project/Site: Levey Well Hobbs, NM - 03B1417001
SDG: Hobbs NM

Laboratory: Eurofins Houston

Unless otherwise noted, all analytes for this laboratory were covered under each accreditation/certification below.

Authority	Program	Identification Number	Expiration Date
Texas	NELAP	T104704215-23-50	06-30-23

The following analytes are included in this report, but the laboratory is not certified by the governing authority. This list may include analytes for which the agency does not offer certification.

Analysis Method	Prep Method	Matrix	Analyte
200.7 Rev 4.4	200.7	Water	SiO2
SM 1030E		Water	Anion/Cation Balance
SM 2320B		Water	Bicarbonate Alkalinity as CaCO3
SM 2320B		Water	Carbonate Alkalinity as CaCO3
SM 2320B		Water	Hydroxide Alkalinity
SM 2320B		Water	Phenolphthalein Alkalinity
SM 4500 H+ B		Water	Temperature

Method Summary

Client: Ensolum
Project/Site: Levey Well Hobbs, NM - 03B1417001

Job ID: 880-26907-1
SDG: Hobbs NM

Method	Method Description	Protocol	Laboratory
8260C	Volatile Organic Compounds by GC/MS	SW846	EET HOU
300.0	Anions, Ion Chromatography	EPA	EET HOU
200.7 Rev 4.4	Metals (ICP)	EPA	EET HOU
SM 1030E	Cation Anion Balance	SM	EET HOU
SM 2320B	Alkalinity	SM	EET HOU
SM 2540C	Solids, Total Dissolved (TDS)	SM	EET HOU
SM 4500 H+ B	pH	SM	EET HOU
200.7	Preparation, Total Recoverable Metals	EPA	EET HOU
5030C	Purge and Trap	SW846	EET HOU

Protocol References:

EPA = US Environmental Protection Agency

SM = "Standard Methods For The Examination Of Water And Wastewater"

SW846 = "Test Methods For Evaluating Solid Waste, Physical/Chemical Methods", Third Edition, November 1986 And Its Updates.

Laboratory References:

EET HOU = Eurofins Houston, 4145 Greenbriar Dr, Stafford, TX 77477, TEL (281)240-4200

Sample Summary

Client: Ensolum
Project/Site: Levey Well Hobbs, NM - 03B1417001

Job ID: 880-26907-1
SDG: Hobbs NM

Lab Sample ID	Client Sample ID	Matrix	Collected	Received
880-26907-1	Levey Well	Water	04/06/23 11:15	04/06/23 16:31

Released to Imaging: 3/21/2024 4:09:03 PM

Received by OCD: 11/8/2023 2:53:24 PM

XENCO LABORATORIES

Chain of Custody

Houston,TX (281) 240-4200 Dallas,TX (214) 902-0300 San Antonio,TX (210) 509-3334
Midland,TX (432-704-5440) EL Paso,TX (915)585-3443 Lubbock,TX (806)794-1296
Hobbs,NM (575-392-7550) Phoenix,AZ (480-355-0900) Atlanta GA (770-449-8800) Tampa,FL (813-620-2000)

www.xenco.com Page 1 of 1

Work Order No: 216907

Project Manager:	Beaux Jennings	Bill to: (if different)	
Company Name:	Ensolum LLC	Company Name:	
Address:	601 Merienfeld #400	Address:	
City, State ZIP:	Midland TX 79701	City, State ZIP:	
Phone:	432-230-3344	Email:	bjennings@ensolum.com

Work Order Comments

Program: UST/PST PRP Brownfields RRC Superfund
State of Project:
Reporting Level II Level III PST/UST TRRP Level IV
Deliverables EDD ADaPT Other

Project Name:	Levey Well Hobbs NM	Turn Around	
Project Number:	03B1417001	Routine	
P.O. Number:	03B1417001	Rush 24 hr	
Sampler's Name:	Shane Diller	Due Date	

SAMPLE RECEIPT			
Temp Blank:	Yes No	Wet Ice:	Yes No
Temperature (°C):	0.9 10.6	Thermometer ID	TRC
Received Intact:	Yes No		
Cooler Custody Seals:	Yes No N/A	Correction Factor:	-1.30
Sample Custody Seals:	Yes No N/A	Total Containers:	

ANALYSIS REQUEST

880-26907 Chain of Custody

TAT starts the day recevied by the lab if received by 4 30pm

Sample Identification	Matrix	Date Sampled	Time Sampled	Depth	Number of Containers	VOCs	Anions: F, Cl, SO4, B	Cations: Ca, K, Mg, Na, Si	pH	Alkalinity	TDS	Work Order Notes / Sample Comments
Levey Well	GW	4-6-23	1115	—	7	X	X	X	X	X	X	24hr

CUSTODY SEAL QEC Quality Environmental Containers 800-255-3950 • 304-255-3900
DATE 4-6-23
SIGNATURE

Total 200.7 / 6010 200.8 / 6020: 8RCRA 13PPM Texas 11 Al Sb As Ba Be B Cd Ca Cr Co Cu Fe Pb Mg Mn Mo Ni K Se Ag SiO2 Na Sr Tl Sn U V Zn
Circle Method(s) and Metal(s) to be analyzed TCLP / SPLP 6010 8RCRA Sb As Ba Be Cd Cr Co Cu Pb Mn Mo Ni Se Ag Tl U 1631 / 245.1 / 7470 / 7471 Hg

Notice: Signature of this document and relinquishment of samples constitutes a valid purchase order from client company to Xenco, its affiliates and subcontractors. It assigns standard terms and conditions of service. Xenco will be liable only for the cost of samples and shall not assume any responsibility for any losses or expenses incurred by the client if such losses are due to circumstances beyond the control of Xenco. A minimum charge of $75.00 will be applied to each project and a charge of $5 for each sample submitted to Xenco, but not analyzed. These terms will be enforced unless previously negotiated.

Relinquished by: (Signature)	Received by: (Signature)	Date/Time	Relinquished by: (Signature)	Received by: (Signature)	Date/Time
		4/6/23 1631	2		
			4		
			6		

Revised Date 051418 Rev 2018 1

Eurofins Midland
1211 W. Florida Ave
Midland, TX 79701
Phone: 432-704-5440

Chain of Custody Record

eurofins | Environment Testing

Client Information (Sub Contract Lab)	Sampler:	Lab PM: Kramer, Jessica	Carrier Tracking No(s):	COC No: 880-6723.1
Client Contact: Shipping/Receiving	Phone:	E-Mail: Jessica.Kramer@et.eurofinsus.com	State of Origin: New Mexico	Page: Page 1 of 1
Company: Eurofins Environment Testing South Centr		Accreditations Required (See note): NELAP - Texas		Job #: 880-26907-1
Address: 4145 Greenbriar Dr, ,	Due Date Requested: 4/10/2023			
City: Stafford	TAT Requested (days):			
State, Zip: TX, 77477				
Phone: 281-240-4200(Tel)	PO #:			
Email:	WO #:			
Project Name: Levey Well Hobbs, NM - 03B1417001	Project #: 88000024			
Site:	SSOW#:			

Preservation Codes:

A - HCL
B - NaOH
C - Zn Acetate
D - Nitric Acid
E - NaHSO4
F - MeOH
G - Amchlor
H - Ascorbic Acid
I - Ice
J - DI Water
K - EDTA
L - EDA

M - Hexane
N - None
O - AsNaO2
P - Na2O4S
Q - Na2SO3
R - Na2S2O3
S - H2SO4
T - TSP Dodecahydrate
U - Acetone
V - MCAA
W - pH 4-5
Y - Trizma
Z - other (specify)

Other:

Analysis Requested

Sample Identification - Client ID (Lab ID)	Sample Date	Sample Time	Sample Type (C=comp, G=grab)	Matrix (W=water, S=solid, O=waste/oil, BT=Tissue, A=Air)	Field Filtered Sample (Yes or No)	Perform MS/MSD (Yes or No)	8260C/5030C (MOD) Full List VOCs	200.7/200.7_P_TR (MOD) Custom List	300_ORGFM_28D/ Br, Cl, F, SO4	300_ORGFMS/ NO2, NO3	SM4500_H+/ pH	2540C_Calcd/ TDS	2320B/ Alkalinity	Cation_Anion/ (MOD) Copy Analytes						Total Number of containers	Special Instructions/Note:
			Preservation Code:																		
Levey Well (880-26907-1)	4/6/23	11:15 Mountain		Water			X	X	X	X	X	X	X	X						7	

Temp: 1.9
C/F: -0.2
Corrected Temp: 1.7
IR ID: HOU-344

Note: Since laboratory accreditations are subject to change, Eurofins Environment Testing South Central, LLC places the ownership of method, analyte & accreditation compliance upon our subcontract laboratories. This sample shipment is forwarded under chain-of-custody. If the laboratory does not currently maintain accreditation in the State of Origin listed above for analysis/tests/matrix being analyzed, the samples must be shipped back to the Eurofins Environment Testing South Central, LLC laboratory or other instructions will be provided. Any changes to accreditation status should be brought to Eurofins Environment Testing South Central, LLC attention immediately. If all requested accreditations are current to date, return the signed Chain of Custody attesting to said compliance to Eurofins Environment Testing South Central, LLC.

Possible Hazard Identification *Unconfirmed*	***Sample Disposal (A fee may be assessed if samples are retained longer than 1 month)*** ☐ *Return To Client* ☐ *Disposal By Lab* ☐ *Archive For* _____ *Months*
Deliverable Requested: I, II, III, IV, Other (specify) Primary Deliverable Rank: 2	Special Instructions/QC Requirements:

Empty Kit Relinquished by:	Date:	Time:		Method of Shipment:	
Relinquished by:	Date/Time:	Company	Received by:	Date/Time:	Company
Relinquished by: Fedex	Date/Time:	Company	Received by:	Date/Time: 4/7/23 9:12	Company
Relinquished by:	Date/Time:	Company	Received by:	Date/Time:	Company
Custody Seals Intact: Δ Yes Δ No	Custody Seal No.:		Cooler Temperature(s) °C and Other Remarks:		

Ver: 06/08/2021

Received by OCD: 11/8/2023 2:53:24 PM
Released to Imaging: 3/21/2024 4:09:03 PM
4/13/2023

Login Sample Receipt Checklist

Client: Ensolum

Job Number: 880-26907-1
SDG Number: Hobbs NM

Login Number: 26907
List Number: 1
Creator: Rodriguez, Leticia

List Source: Eurofins Midland

Question	Answer	Comment
The cooler's custody seal, if present, is intact.	True	
Sample custody seals, if present, are intact.	N/A	
The cooler or samples do not appear to have been compromised or tampered with.	True	
Samples were received on ice.	True	
Cooler Temperature is acceptable.	True	
Cooler Temperature is recorded.	True	
COC is present.	True	
COC is filled out in ink and legible.	True	
COC is filled out with all pertinent information.	True	
Is the Field Sampler's name present on COC?	True	
There are no discrepancies between the containers received and the COC.	True	
Samples are received within Holding Time (excluding tests with immediate HTs)	True	
Sample containers have legible labels.	True	
Containers are not broken or leaking.	True	
Sample collection date/times are provided.	True	
Appropriate sample containers are used.	True	
Sample bottles are completely filled.	True	
Sample Preservation Verified.	True	
There is sufficient vol. for all requested analyses, incl. any requested MS/MSDs	True	
Containers requiring zero headspace have no headspace or bubble is <6mm (1/4").	True	

Login Sample Receipt Checklist

Client: Ensolum

Job Number: 880-26907-1
SDG Number: Hobbs NM

Login Number: 26907
List Number: 2
Creator: Coch, Stephanie

List Source: Eurofins Houston
List Creation: 04/07/23 01:24 PM

Question	Answer	Comment
The cooler's custody seal, if present, is intact.	True	
Sample custody seals, if present, are intact.	True	
The cooler or samples do not appear to have been compromised or tampered with.	True	
Samples were received on ice.	True	
Cooler Temperature is acceptable.	True	
Cooler Temperature is recorded.	True	
COC is present.	True	
COC is filled out in ink and legible.	True	
COC is filled out with all pertinent information.	True	
Is the Field Sampler's name present on COC?	N/A	
There are no discrepancies between the containers received and the COC.	True	
Samples are received within Holding Time (excluding tests with immediate HTs)	True	
Sample containers have legible labels.	True	
Containers are not broken or leaking.	True	
Sample collection date/times are provided.	True	
Appropriate sample containers are used.	True	
Sample bottles are completely filled.	True	
Sample Preservation Verified.	True	
There is sufficient vol. for all requested analyses, incl. any requested MS/MSDs	True	
Containers requiring zero headspace have no headspace or bubble is <6mm (1/4").	True	

eurofins | Environment Testing

ANALYTICAL REPORT

PREPARED FOR

Attn: Beaux Jennings
Ensolum
601 N. Marienfeld St.
Suite 400
Midland, Texas 79701

Generated 4/25/2023 10:38:23 AM

JOB DESCRIPTION

Levey Well Hobbs, NM - 03B1417001
SDG NUMBER Hobbs NM

JOB NUMBER

880-27196-1

Eurofins Midland
1211 W. Florida Ave
Midland TX 79701

See page two for job notes and contact information.

Released to Imaging: 3/21/2024 4:09:03 PM

my EOL

Eurofins Midland

Job Notes

This report may not be reproduced except in full, and with written approval from the laboratory. The results relate only to the samples tested. For questions please contact the Project Manager at the e-mail address or telephone number listed on this page.

Analytical test results meet all requirements of the associated regulatory program (i.e., NELAC (TNI), DoD, and ISO 17025) unless otherwise noted under the individual analysis.

Authorization

Generated
4/25/2023 10:38:23 AM

Authorized for release by
Jessica Kramer, Project Manager
Jessica.Kramer@et.eurofinsus.com
(432)704-5440

Table of Contents

Cover Page 1
Table of Contents 3
Definitions/Glossary 4
Case Narrative 5
Client Sample Results 7
Surrogate Summary 9
QC Sample Results 10
QC Association Summary 20
Lab Chronicle 22
Certification Summary 23
Method Summary 24
Sample Summary 25
Chain of Custody 26
Receipt Checklists 28

Definitions/Glossary

Client: Ensolum
Job ID: 880-27196-1
Project/Site: Levey Well Hobbs, NM - 03B1417001
SDG: Hobbs NM

Qualifiers

GC/MS VOA

Qualifier	Qualifier Description
U	Indicates the analyte was analyzed for but not detected.

HPLC/IC

Qualifier	Qualifier Description
B	Compound was found in the blank and sample.
J	Result is less than the RL but greater than or equal to the MDL and the concentration is an approximate value.
U	Indicates the analyte was analyzed for but not detected.

Metals

Qualifier	Qualifier Description
J	Result is less than the RL but greater than or equal to the MDL and the concentration is an approximate value.
U	Indicates the analyte was analyzed for but not detected.

General Chemistry

Qualifier	Qualifier Description
HF	Field parameter with a holding time of 15 minutes. Test performed by laboratory at client's request.
U	Indicates the analyte was analyzed for but not detected.

Glossary

Abbreviation	These commonly used abbreviations may or may not be present in this report.
¤	Listed under the "D" column to designate that the result is reported on a dry weight basis
%R	Percent Recovery
CFL	Contains Free Liquid
CFU	Colony Forming Unit
CNF	Contains No Free Liquid
DER	Duplicate Error Ratio (normalized absolute difference)
Dil Fac	Dilution Factor
DL	Detection Limit (DoD/DOE)
DL, RA, RE, IN	Indicates a Dilution, Re-analysis, Re-extraction, or additional Initial metals/anion analysis of the sample
DLC	Decision Level Concentration (Radiochemistry)
EDL	Estimated Detection Limit (Dioxin)
LOD	Limit of Detection (DoD/DOE)
LOQ	Limit of Quantitation (DoD/DOE)
MCL	EPA recommended "Maximum Contaminant Level"
MDA	Minimum Detectable Activity (Radiochemistry)
MDC	Minimum Detectable Concentration (Radiochemistry)
MDL	Method Detection Limit
ML	Minimum Level (Dioxin)
MPN	Most Probable Number
MQL	Method Quantitation Limit
NC	Not Calculated
ND	Not Detected at the reporting limit (or MDL or EDL if shown)
NEG	Negative / Absent
POS	Positive / Present
PQL	Practical Quantitation Limit
PRES	Presumptive
QC	Quality Control
RER	Relative Error Ratio (Radiochemistry)
RL	Reporting Limit or Requested Limit (Radiochemistry)
RPD	Relative Percent Difference, a measure of the relative difference between two points
TEF	Toxicity Equivalent Factor (Dioxin)
TEQ	Toxicity Equivalent Quotient (Dioxin)
TNTC	Too Numerous To Count

Case Narrative

Client: Ensolum
Project/Site: Levey Well Hobbs, NM - 03B1417001

Job ID: 880-27196-1
SDG: Hobbs NM

Job ID: 880-27196-1

Laboratory: Eurofins Midland

Narrative

Job Narrative
880-27196-1

Receipt
The sample was received on 4/14/2023 4:50 PM. Unless otherwise noted below, the sample arrived in good condition, and, where required, properly preserved and on ice. The temperature of the cooler at receipt time was 3.2°C

GC/MS VOA
No additional analytical or quality issues were noted, other than those described above or in the Definitions/ Glossary page.

HPLC/IC
Method 300_ORGFM_28D: The matrix spike / matrix spike duplicate (MS/MSD) recoveries for analytical batch 860-98919 were outside control limits. Sample matrix interference is suspected because the associated laboratory control sample/laboratory control sample duplicate (LCS/LCSD) recovery was within acceptance limits.

Method 300_ORGFM_28D: The matrix spike / matrix spike duplicate (MS/MSD) recoveries for analytical batch 860-100092 were outside control limits. Sample matrix interference is suspected because the associated laboratory control sample/laboratory control sample duplicate (LCS/LCSD) recovery was within acceptance limits.

Method 300_ORGFM_28D: The method blank for analytical batch 860-100092 contained Fluoride above the method detection limit (MDL). Associated sample(s) were not re-extracted and/or re-analyzed because results were greater than 10X the value found in the method blank.

Method 300_ORGFM_28D: The instrument blank/CCB for analytical batch 860-100092 contained Chloride greater than the method detection limit (MDL), and were not reanalyzed because associated sample(s) results were greater than 10X the value found in the instrument blank/CCB. The data have been qualified and reported.

Method 300_ORGFM_28D: The method blank for analytical batch 860-100092 contained Chloride above the method detection limit (MDL). Associated sample(s) were not re-extracted and/or re-analyzed because results were greater than 10X the value found in the method blank.

Method 300_ORGFM_28D: The method blank for analytical batch 860-100149 contained Chloride above the method detection limit. This target analyte concentration was less than the reporting limit (RL); therefore, re-extraction and/or re-analysis of samples was not performed.

Method 300_ORGFM_28D: The matrix spike / matrix spike duplicate (MS/MSD) recoveries for analytical batch 860-100149 were outside control limits for one or more analytes, see QC Sample Results for detail. Sample matrix interference and/or non-homogeneity are suspected because the associated laboratory control sample/laboratory control sample duplicate (LCS/LCSD) recovery is within acceptance limits.

Method 300_ORGFM_28D: The instrument blank/CCB for analytical batch 860-100149 contained Chloride greater than the method detection limit (MDL), and were not reanalyzed because associated sample(s) results were greater than 10X the value found in the instrument blank/CCB. The data have been qualified and reported.

Method 300_ORGFM_28D: The instrument blank/CCB for analytical batch 860-100149 contained Fluoride greater than the method detection limit (MDL); therefore, re-extraction and/or re-analysis of samples was not performed. The data have been qualified and reported.

Method 300_ORGFMS: The matrix spike / matrix spike duplicate (MS/MSD) recoveries for analytical batch 860-98920 were outside control limits. Sample matrix interference is suspected because the associated laboratory control sample/laboratory control sample duplicate (LCS/LCSD) recovery was within acceptance limits.

Method 300_ORGFMS: The instrument blank/CCB for analytical batch 860-98920 contained Nitrite as N greater than the method detection

Case Narrative

Client: Ensolum
Project/Site: Levey Well Hobbs, NM - 03B1417001

Job ID: 880-27196-1
SDG: Hobbs NM

Job ID: 880-27196-1 (Continued)

Laboratory: Eurofins Midland (Continued)

limit (MDL), and were not reanalyzed because none of the samples associated with this instrument blank/CCB contained the target compound. The data have been qualified and reported.

Method 300_ORGFMS: Reanalysis of the following sample was performed outside of the analytical holding time due to <EXPLANATION_REQUIRED> : Levey Well (880-27196-1).

No additional analytical or quality issues were noted, other than those described above or in the Definitions/ Glossary page.

Metals
No additional analytical or quality issues were noted, other than those described above or in the Definitions/ Glossary page.

General Chemistry
No additional analytical or quality issues were noted, other than those described above or in the Definitions/ Glossary page.

Client Sample Results

Client: Ensolum
Project/Site: Levey Well Hobbs, NM - 03B1417001

Job ID: 880-27196-1
SDG: Hobbs NM

Client Sample ID: Levey Well

Date Collected: 04/14/23 13:15
Date Received: 04/14/23 16:50

Lab Sample ID: 880-27196-1

Matrix: Water

Method: SW846 8260C - Volatile Organic Compounds by GC/MS

Analyte	Result	Qualifier	RL		Unit	D	Prepared	Analyzed	Dil Fac
Benzene	**0.00196**		0.00100	0.000533	mg/L			04/17/23 16:27	1
Bromobenzene	<0.000665	U	0.00100	0.000665	mg/L			04/17/23 16:27	1
Bromochloromethane	<0.000657	U	0.00100	0.000657	mg/L			04/17/23 16:27	1
Bromodichloromethane	<0.000552	U	0.00100	0.000552	mg/L			04/17/23 16:27	1
Bromoform	<0.000633	U	0.00500	0.000633	mg/L			04/17/23 16:27	1
Bromomethane	<0.00142	U	0.00500	0.00142	mg/L			04/17/23 16:27	1
2-Butanone	<0.00828	U	0.0500	0.00828	mg/L			04/17/23 16:27	1
Carbon tetrachloride	<0.000896	U	0.00500	0.000896	mg/L			04/17/23 16:27	1
Chlorobenzene	<0.000530	U	0.00100	0.000530	mg/L			04/17/23 16:27	1
Chloroethane	<0.00198	U	0.0100	0.00198	mg/L			04/17/23 16:27	1
Chloroform	<0.000643	U	0.00100	0.000643	mg/L			04/17/23 16:27	1
Chloromethane	<0.00204	U	0.0100	0.00204	mg/L			04/17/23 16:27	1
2-Chlorotoluene	<0.00118	U	0.00200	0.00118	mg/L			04/17/23 16:27	1
4-Chlorotoluene	<0.000472	U	0.00100	0.000472	mg/L			04/17/23 16:27	1
cis-1,2-Dichloroethene	<0.000714	U	0.00100	0.000714	mg/L			04/17/23 16:27	1
cis-1,3-Dichloropropene	<0.00107	U	0.00500	0.00107	mg/L			04/17/23 16:27	1
Dibromochloromethane	<0.000547	U	0.00500	0.000547	mg/L			04/17/23 16:27	1
1,2-Dibromo-3-Chloropropane	<0.00127	U	0.00500	0.00127	mg/L			04/17/23 16:27	1
1,2-Dibromoethane	<0.000999	U	0.00500	0.000999	mg/L			04/17/23 16:27	1
1,2-Dichlorobenzene	<0.000509	U	0.00100	0.000509	mg/L			04/17/23 16:27	1
1,3-Dichlorobenzene	<0.000513	U	0.00100	0.000513	mg/L			04/17/23 16:27	1
1,4-Dichlorobenzene	<0.000513	U	0.00100	0.000513	mg/L			04/17/23 16:27	1
Dichlorodifluoromethane	<0.000919	U	0.00100	0.000919	mg/L			04/17/23 16:27	1
1,1-Dichloroethane	<0.000635	U	0.00100	0.000635	mg/L			04/17/23 16:27	1
1,2-Dichloroethane	<0.000590	U	0.00100	0.000590	mg/L			04/17/23 16:27	1
1,1-Dichloroethene	<0.000738	U	0.00100	0.000738	mg/L			04/17/23 16:27	1
1,2-Dichloropropane	<0.000667	U	0.00500	0.000667	mg/L			04/17/23 16:27	1
1,3-Dichloropropane	<0.000514	U	0.00500	0.000514	mg/L			04/17/23 16:27	1
2,2-Dichloropropane	<0.000780	U	0.00500	0.000780	mg/L			04/17/23 16:27	1
1,1-Dichloropropene	<0.00160	U	0.00500	0.00160	mg/L			04/17/23 16:27	1
Ethylbenzene	**0.00641**		0.00100	0.000411	mg/L			04/17/23 16:27	1
Hexachlorobutadiene	<0.00126	U	0.00500	0.00126	mg/L			04/17/23 16:27	1
Isopropylbenzene	**0.00316**		0.00100	0.000613	mg/L			04/17/23 16:27	1
Methylene Chloride	<0.00173	U	0.00500	0.00173	mg/L			04/17/23 16:27	1
m,p-Xylenes	**0.0251**		0.0100	0.00124	mg/L			04/17/23 16:27	1
MTBE	<0.00139	U	0.00500	0.00139	mg/L			04/17/23 16:27	1
Naphthalene	<0.00135	U	0.0100	0.00135	mg/L			04/17/23 16:27	1
n-Butylbenzene	<0.000644	U	0.00100	0.000644	mg/L			04/17/23 16:27	1
N-Propylbenzene	**0.00142**		0.00100	0.000498	mg/L			04/17/23 16:27	1
o-Xylene	**0.00432**		0.00100	0.000551	mg/L			04/17/23 16:27	1
p-Cymene (p-Isopropyltoluene)	<0.000919	U	0.00100	0.000919	mg/L			04/17/23 16:27	1
sec-Butylbenzene	<0.000468	U	0.00100	0.000468	mg/L			04/17/23 16:27	1
Styrene	<0.000655	U	0.00100	0.000655	mg/L			04/17/23 16:27	1
tert-Butylbenzene	<0.000442	U	0.00100	0.000442	mg/L			04/17/23 16:27	1
1,1,1,2-Tetrachloroethane	<0.000644	U	0.00100	0.000644	mg/L			04/17/23 16:27	1
1,1,2,2-Tetrachloroethane	<0.000470	U	0.00100	0.000470	mg/L			04/17/23 16:27	1
Tetrachloroethene	<0.000801	U	0.00100	0.000801	mg/L			04/17/23 16:27	1
Toluene	**0.0142**		0.00100	0.000475	mg/L			04/17/23 16:27	1
trans-1,2-Dichloroethene	<0.000945	U	0.00100	0.000945	mg/L			04/17/23 16:27	1

Client Sample Results

Client: Ensolum
Project/Site: Levey Well Hobbs, NM - 03B1417001

Job ID: 880-27196-1
SDG: Hobbs NM

Client Sample ID: Levey Well

Date Collected: 04/14/23 13:15
Date Received: 04/14/23 16:50

Lab Sample ID: 880-27196-1

Matrix: Water

Method: SW846 8260C - Volatile Organic Compounds by GC/MS (Continued)

Analyte	Result	Qualifier	RL		Unit	D	Prepared	Analyzed	Dil Fac
trans-1,3-Dichloropropene	<0.00127	U	0.00500	0.00127	mg/L			04/17/23 16:27	1
1,2,3-Trichlorobenzene	<0.00217	U	0.00500	0.00217	mg/L			04/17/23 16:27	1
1,2,4-Trichlorobenzene	<0.00175	U	0.00500	0.00175	mg/L			04/17/23 16:27	1
1,1,1-Trichloroethane	<0.00169	U	0.00500	0.00169	mg/L			04/17/23 16:27	1
1,1,2-Trichloroethane	<0.000511	U	0.00100	0.000511	mg/L			04/17/23 16:27	1
Trichloroethene	<0.000791	U	0.00500	0.000791	mg/L			04/17/23 16:27	1
Trichlorofluoromethane	<0.000638	U	0.00100	0.000638	mg/L			04/17/23 16:27	1
1,2,3-Trichloropropane	<0.000490	U	0.00100	0.000490	mg/L			04/17/23 16:27	1
1,2,4-Trimethylbenzene	**0.00638**		0.00100	0.000417	mg/L			04/17/23 16:27	1
1,3,5-Trimethylbenzene	**0.00204**		0.00100	0.000456	mg/L			04/17/23 16:27	1
Vinyl chloride	<0.000638	U	0.00200	0.000638	mg/L			04/17/23 16:27	1
Xylenes, Total	**0.0294**		0.0100	0.00124	mg/L			04/17/23 16:27	1

Surrogate	*%Recovery*	*Qualifier*	*Limits*	*Prepared*	*Analyzed*	*Dil Fac*
4-Bromofluorobenzene (Surr)	*101*		*74 - 124*		*04/17/23 16:27*	*1*
Dibromofluoromethane (Surr)	*97*		*75 - 131*		*04/17/23 16:27*	*1*
1,2-Dichloroethane-d4 (Surr)	*103*		*63 - 144*		*04/17/23 16:27*	*1*
Toluene-d8 (Surr)	*103*		*80 - 117*		*04/17/23 16:27*	*1*

Method: EPA 300.0 - Anions, Ion Chromatography

Analyte	Result	Qualifier	RL		Unit	D	Prepared	Analyzed	Dil Fac
Bromide	<0.0711	U	0.500	0.0711	mg/L			04/15/23 16:06	1
Nitrate as N	**0.0834**	**J**	0.100	0.0391	mg/L			04/15/23 16:06	1
Chloride	**219**	**B**	0.500	0.250	mg/L			04/23/23 20:25	1
Nitrite as N	<0.0293	U	0.100	0.0293	mg/L			04/15/23 16:06	1
Fluoride	**0.229**	**J**	0.500	0.100	mg/L			04/25/23 03:50	1
Sulfate	**49.4**		0.500	0.200	mg/L			04/25/23 03:50	1

Method: EPA 200.7 Rev 4.4 - Metals (ICP) - Total Recoverable

Analyte	Result	Qualifier	RL		Unit	D	Prepared	Analyzed	Dil Fac
Calcium	**224**		10.0	5.76	mg/L		04/18/23 11:30	04/18/23 18:26	50
Magnesium	**45.2**		0.200	0.0428	mg/L		04/18/23 11:30	04/18/23 18:08	1
Potassium	**3.78**		0.500	0.0914	mg/L		04/18/23 11:30	04/18/23 18:08	1
Sodium	**71.8**		0.500	0.152	mg/L		04/18/23 11:30	04/18/23 18:08	1
SiO2	**57.8**		1.07	0.471	mg/L		04/18/23 11:30	04/18/23 18:08	1

General Chemistry

Analyte	Result	Qualifier	RL		Unit	D	Prepared	Analyzed	Dil Fac
Anion/Cation Balance (SM 1030E)	**-8.07**				%			04/18/23 12:46	1
Alkalinity (SM 2320B)	**608**		4.00	4.00	mg/L			04/17/23 15:13	1
Bicarbonate Alkalinity as CaCO3 (SM 2320B)	**608**		4.00	4.00	mg/L			04/17/23 15:13	1
Carbonate Alkalinity as CaCO3 (SM 2320B)	<4.00	U	4.00	4.00	mg/L			04/17/23 15:13	1
Hydroxide Alkalinity (SM 2320B)	<4.00	U	4.00	4.00	mg/L			04/17/23 15:13	1
Phenolphthalein Alkalinity (SM 2320B)	<4.00	U	4.00	4.00	mg/L			04/17/23 15:13	1
Total Dissolved Solids (SM 2540C)	**1200**		10.0	10.0	mg/L			04/15/23 12:35	1
pH (SM 4500 H+ B)	**6.6**	**HF**			SU			04/18/23 15:09	1
Temperature (SM 4500 H+ B)	**18.9**	**HF**			Degrees C			04/18/23 15:09	1

Surrogate Summary

Client: Ensolum
Project/Site: Levey Well Hobbs, NM - 03B1417001

Job ID: 880-27196-1
SDG: Hobbs NM

Method: 8260C - Volatile Organic Compounds by GC/MS

Matrix: Water

Prep Type: Total/NA

		Percent Surrogate Recovery (Acceptance Limits)			
		BFB	DBFM	DCA	TOL
Lab Sample ID	Client Sample ID	(74-124)	(75-131)	(63-144)	(80-117)
880-27196-1	Levey Well	101	97	103	103
LCS 860-98975/1011	Lab Control Sample	100	99	100	101
LCSD 860-98975/12	Lab Control Sample Dup	102	99	97	101
MB 860-98975/17	Method Blank	100	97	99	105

Surrogate Legend

BFB = 4-Bromofluorobenzene (Surr)
DBFM = Dibromofluoromethane (Surr)
DCA = 1,2-Dichloroethane-d4 (Surr)
TOL = Toluene-d8 (Surr)

QC Sample Results

Client: Ensolum
Project/Site: Levey Well Hobbs, NM - 03B1417001

Job ID: 880-27196-1
SDG: Hobbs NM

Method: 8260C - Volatile Organic Compounds by GC/MS

Lab Sample ID: MB 860-98975/17
Matrix: Water
Analysis Batch: 98975

Client Sample ID: Method Blank
Prep Type: Total/NA

Analyte	MB Result	MB Qualifier	RL		Unit	D	Prepared	Analyzed	Dil Fac
Benzene	<0.000533	U	0.00100	0.000533	mg/L			04/17/23 15:05	1
Bromobenzene	<0.000665	U	0.00100	0.000665	mg/L			04/17/23 15:05	1
Bromochloromethane	<0.000657	U	0.00100	0.000657	mg/L			04/17/23 15:05	1
Bromodichloromethane	<0.000552	U	0.00100	0.000552	mg/L			04/17/23 15:05	1
Bromoform	<0.000633	U	0.00500	0.000633	mg/L			04/17/23 15:05	1
Bromomethane	<0.00142	U	0.00500	0.00142	mg/L			04/17/23 15:05	1
2-Butanone	<0.00828	U	0.0500	0.00828	mg/L			04/17/23 15:05	1
Carbon tetrachloride	<0.000896	U	0.00500	0.000896	mg/L			04/17/23 15:05	1
Chlorobenzene	<0.000530	U	0.00100	0.000530	mg/L			04/17/23 15:05	1
Chloroethane	<0.00198	U	0.0100	0.00198	mg/L			04/17/23 15:05	1
Chloroform	<0.000643	U	0.00100	0.000643	mg/L			04/17/23 15:05	1
Chloromethane	<0.00204	U	0.0100	0.00204	mg/L			04/17/23 15:05	1
2-Chlorotoluene	<0.00118	U	0.00200	0.00118	mg/L			04/17/23 15:05	1
4-Chlorotoluene	<0.000472	U	0.00100	0.000472	mg/L			04/17/23 15:05	1
cis-1,2-Dichloroethene	<0.000714	U	0.00100	0.000714	mg/L			04/17/23 15:05	1
cis-1,3-Dichloropropene	<0.00107	U	0.00500	0.00107	mg/L			04/17/23 15:05	1
Dibromochloromethane	<0.000547	U	0.00500	0.000547	mg/L			04/17/23 15:05	1
1,2-Dibromo-3-Chloropropane	<0.00127	U	0.00500	0.00127	mg/L			04/17/23 15:05	1
1,2-Dibromoethane	<0.000999	U	0.00500	0.000999	mg/L			04/17/23 15:05	1
1,2-Dichlorobenzene	<0.000509	U	0.00100	0.000509	mg/L			04/17/23 15:05	1
1,3-Dichlorobenzene	<0.000513	U	0.00100	0.000513	mg/L			04/17/23 15:05	1
1,4-Dichlorobenzene	<0.000513	U	0.00100	0.000513	mg/L			04/17/23 15:05	1
Dichlorodifluoromethane	<0.000919	U	0.00100	0.000919	mg/L			04/17/23 15:05	1
1,1-Dichloroethane	<0.000635	U	0.00100	0.000635	mg/L			04/17/23 15:05	1
1,2-Dichloroethane	<0.000590	U	0.00100	0.000590	mg/L			04/17/23 15:05	1
1,1-Dichloroethene	<0.000738	U	0.00100	0.000738	mg/L			04/17/23 15:05	1
1,2-Dichloropropane	<0.000667	U	0.00500	0.000667	mg/L			04/17/23 15:05	1
1,3-Dichloropropane	<0.000514	U	0.00500	0.000514	mg/L			04/17/23 15:05	1
2,2-Dichloropropane	<0.000780	U	0.00500	0.000780	mg/L			04/17/23 15:05	1
1,1-Dichloropropene	<0.00160	U	0.00500	0.00160	mg/L			04/17/23 15:05	1
Ethylbenzene	<0.000411	U	0.00100	0.000411	mg/L			04/17/23 15:05	1
Hexachlorobutadiene	<0.00126	U	0.00500	0.00126	mg/L			04/17/23 15:05	1
Isopropylbenzene	<0.000613	U	0.00100	0.000613	mg/L			04/17/23 15:05	1
Methylene Chloride	<0.00173	U	0.00500	0.00173	mg/L			04/17/23 15:05	1
m,p-Xylenes	<0.00124	U	0.0100	0.00124	mg/L			04/17/23 15:05	1
MTBE	<0.00139	U	0.00500	0.00139	mg/L			04/17/23 15:05	1
Naphthalene	<0.00135	U	0.0100	0.00135	mg/L			04/17/23 15:05	1
n-Butylbenzene	<0.000644	U	0.00100	0.000644	mg/L			04/17/23 15:05	1
N-Propylbenzene	<0.000498	U	0.00100	0.000498	mg/L			04/17/23 15:05	1
o-Xylene	<0.000551	U	0.00100	0.000551	mg/L			04/17/23 15:05	1
p-Cymene (p-Isopropyltoluene)	<0.000919	U	0.00100	0.000919	mg/L			04/17/23 15:05	1
sec-Butylbenzene	<0.000468	U	0.00100	0.000468	mg/L			04/17/23 15:05	1
Styrene	<0.000655	U	0.00100	0.000655	mg/L			04/17/23 15:05	1
tert-Butylbenzene	<0.000442	U	0.00100	0.000442	mg/L			04/17/23 15:05	1
1,1,1,2-Tetrachloroethane	<0.000644	U	0.00100	0.000644	mg/L			04/17/23 15:05	1
1,1,2,2-Tetrachloroethane	<0.000470	U	0.00100	0.000470	mg/L			04/17/23 15:05	1
Tetrachloroethene	<0.000801	U	0.00100	0.000801	mg/L			04/17/23 15:05	1
Toluene	<0.000475	U	0.00100	0.000475	mg/L			04/17/23 15:05	1

QC Sample Results

Client: Ensolum
Project/Site: Levey Well Hobbs, NM - 03B1417001

Job ID: 880-27196-1
SDG: Hobbs NM

Method: 8260C - Volatile Organic Compounds by GC/MS (Continued)

Lab Sample ID: MB 860-98975/17
Matrix: Water
Analysis Batch: 98975

Client Sample ID: Method Blank
Prep Type: Total/NA

Analyte	MB Result	MB Qualifier	RL		Unit	D	Prepared	Analyzed	Dil Fac
trans-1,2-Dichloroethene	<0.000945	U	0.00100	0.000945	mg/L			04/17/23 15:05	1
trans-1,3-Dichloropropene	<0.00127	U	0.00500	0.00127	mg/L			04/17/23 15:05	1
1,2,3-Trichlorobenzene	<0.00217	U	0.00500	0.00217	mg/L			04/17/23 15:05	1
1,2,4-Trichlorobenzene	<0.00175	U	0.00500	0.00175	mg/L			04/17/23 15:05	1
1,1,1-Trichloroethane	<0.00169	U	0.00500	0.00169	mg/L			04/17/23 15:05	1
1,1,2-Trichloroethane	<0.000511	U	0.00100	0.000511	mg/L			04/17/23 15:05	1
Trichloroethene	<0.000791	U	0.00500	0.000791	mg/L			04/17/23 15:05	1
Trichlorofluoromethane	<0.000638	U	0.00100	0.000638	mg/L			04/17/23 15:05	1
1,2,3-Trichloropropane	<0.000490	U	0.00100	0.000490	mg/L			04/17/23 15:05	1
1,2,4-Trimethylbenzene	<0.000417	U	0.00100	0.000417	mg/L			04/17/23 15:05	1
1,3,5-Trimethylbenzene	<0.000456	U	0.00100	0.000456	mg/L			04/17/23 15:05	1
Vinyl chloride	<0.000638	U	0.00200	0.000638	mg/L			04/17/23 15:05	1
Xylenes, Total	<0.00124	U	0.0100	0.00124	mg/L			04/17/23 15:05	1

Surrogate	*MB %Recovery*	*MB Qualifier*	*Limits*	*Prepared*	*Analyzed*	*Dil Fac*
4-Bromofluorobenzene (Surr)	*100*		*74 - 124*		*04/17/23 15:05*	*1*
Dibromofluoromethane (Surr)	*97*		*75 - 131*		*04/17/23 15:05*	*1*
1,2-Dichloroethane-d4 (Surr)	*99*		*63 - 144*		*04/17/23 15:05*	*1*
Toluene-d8 (Surr)	*105*		*80 - 117*		*04/17/23 15:05*	*1*

Lab Sample ID: LCS 860-98975/1011
Matrix: Water
Analysis Batch: 98975

Client Sample ID: Lab Control Sample
Prep Type: Total/NA

Analyte	Spike Added	LCS Result	LCS Qualifier	Unit	D	%Rec	%Rec Limits
Benzene	0.0500	0.04988		mg/L		100	75 - 125
Bromobenzene	0.0500	0.05129		mg/L		103	75 - 125
Bromochloromethane	0.0500	0.04994		mg/L		100	60 - 140
Bromodichloromethane	0.0500	0.05092		mg/L		102	75 - 125
Bromoform	0.0500	0.05195		mg/L		104	70 - 130
Bromomethane	0.0500	0.05616		mg/L		112	60 - 140
2-Butanone	0.250	0.2505		mg/L		100	60 - 140
Carbon tetrachloride	0.0500	0.04994		mg/L		100	70 - 130
Chlorobenzene	0.0500	0.04959		mg/L		99	65 - 135
Chloroethane	0.0500	0.04832		mg/L		97	60 - 140
Chloroform	0.0500	0.04894		mg/L		98	70 - 121
Chloromethane	0.0500	0.04856		mg/L		97	60 - 140
2-Chlorotoluene	0.0500	0.05026		mg/L		101	73 - 125
4-Chlorotoluene	0.0500	0.05055		mg/L		101	74 - 125
cis-1,2-Dichloroethene	0.0500	0.04950		mg/L		99	75 - 125
cis-1,3-Dichloropropene	0.0500	0.05265		mg/L		105	74 - 125
Dibromochloromethane	0.0500	0.05262		mg/L		105	73 - 125
1,2-Dibromo-3-Chloropropane	0.0500	0.05264		mg/L		105	59 - 125
1,2-Dibromoethane	0.0500	0.05068		mg/L		101	73 - 125
1,2-Dichlorobenzene	0.0500	0.04845		mg/L		97	75 - 125
1,3-Dichlorobenzene	0.0500	0.04987		mg/L		100	75 - 125
1,4-Dichlorobenzene	0.0500	0.04862		mg/L		97	75 - 125
Dichlorodifluoromethane	0.0500	0.04701		mg/L		94	70 - 130

QC Sample Results

Client: Ensolum
Project/Site: Levey Well Hobbs, NM - 03B1417001

Job ID: 880-27196-1
SDG: Hobbs NM

Method: 8260C - Volatile Organic Compounds by GC/MS (Continued)

Lab Sample ID: LCS 860-98975/1011
Matrix: Water
Analysis Batch: 98975

Client Sample ID: Lab Control Sample
Prep Type: Total/NA

Analyte	Spike Added	LCS Result	LCS Qualifier	Unit	D	%Rec	%Rec Limits
1,1-Dichloroethane	0.0500	0.04826		mg/L		97	70 - 130
1,2-Dichloroethane	0.0500	0.04941		mg/L		99	72 - 130
1,1-Dichloroethene	0.0500	0.04781		mg/L		96	50 - 150
1,2-Dichloropropane	0.0500	0.04992		mg/L		100	74 - 125
1,3-Dichloropropane	0.0500	0.04996		mg/L		100	75 - 125
2,2-Dichloropropane	0.0500	0.04786		mg/L		96	75 - 125
1,1-Dichloropropene	0.0500	0.05120		mg/L		102	75 - 125
Ethylbenzene	0.0500	0.05026		mg/L		101	75 - 125
Hexachlorobutadiene	0.0500	0.05044		mg/L		101	75 - 125
Isopropylbenzene	0.0500	0.05091		mg/L		102	75 - 125
Methylene Chloride	0.0500	0.04839		mg/L		97	75 - 125
m,p-Xylenes	0.0500	0.05023		mg/L		100	75 - 125
MTBE	0.0500	0.05026		mg/L		101	65 - 135
Naphthalene	0.0500	0.05420		mg/L		108	70 - 130
n-Butylbenzene	0.0500	0.05008		mg/L		100	75 - 125
N-Propylbenzene	0.0500	0.05089		mg/L		102	75 - 125
o-Xylene	0.0500	0.05057		mg/L		101	75 - 125
p-Cymene (p-Isopropyltoluene)	0.0500	0.05131		mg/L		103	75 - 125
sec-Butylbenzene	0.0500	0.05065		mg/L		101	75 - 125
Styrene	0.0500	0.05080		mg/L		102	75 - 125
tert-Butylbenzene	0.0500	0.05166		mg/L		103	75 - 125
1,1,1,2-Tetrachloroethane	0.0500	0.05166		mg/L		103	72 - 125
1,1,2,2-Tetrachloroethane	0.0500	0.05063		mg/L		101	74 - 125
Tetrachloroethene	0.0500	0.04887		mg/L		98	71 - 125
Toluene	0.0500	0.05011		mg/L		100	70 - 130
trans-1,2-Dichloroethene	0.0500	0.05013		mg/L		100	75 - 125
trans-1,3-Dichloropropene	0.0500	0.05326		mg/L		107	66 - 125
1,2,3-Trichlorobenzene	0.0500	0.05595		mg/L		112	75 - 137
1,2,4-Trichlorobenzene	0.0500	0.05186		mg/L		104	75 - 135
1,1,1-Trichloroethane	0.0500	0.04991		mg/L		100	70 - 130
1,1,2-Trichloroethane	0.0500	0.05085		mg/L		102	70 - 130
Trichloroethene	0.0500	0.04951		mg/L		99	75 - 135
Trichlorofluoromethane	0.0500	0.04891		mg/L		98	60 - 140
1,2,3-Trichloropropane	0.0500	0.05048		mg/L		101	75 - 125
1,2,4-Trimethylbenzene	0.0500	0.05095		mg/L		102	75 - 125
1,3,5-Trimethylbenzene	0.0500	0.05003		mg/L		100	60 - 140
Vinyl chloride	0.0500	0.04956		mg/L		99	60 - 140

Surrogate	*LCS %Recovery*	*LCS Qualifier*	*Limits*
4-Bromofluorobenzene (Surr)	*100*		*74 - 124*
Dibromofluoromethane (Surr)	*99*		*75 - 131*
1,2-Dichloroethane-d4 (Surr)	*100*		*63 - 144*
Toluene-d8 (Surr)	*101*		*80 - 117*

QC Sample Results

Client: Ensolum
Project/Site: Levey Well Hobbs, NM - 03B1417001

Job ID: 880-27196-1
SDG: Hobbs NM

Method: 8260C - Volatile Organic Compounds by GC/MS (Continued)

Lab Sample ID: LCSD 860-98975/12
Matrix: Water
Analysis Batch: 98975

Client Sample ID: Lab Control Sample Dup
Prep Type: Total/NA

Analyte	Spike Added	LCSD Result	LCSD Qualifier	Unit	D	%Rec	%Rec Limits	RPD	RPD Limit
Benzene	0.0500	0.05044		mg/L		101	75 - 125	1	25
Bromobenzene	0.0500	0.05043		mg/L		101	75 - 125	2	25
Bromochloromethane	0.0500	0.04959		mg/L		99	60 - 140	1	25
Bromodichloromethane	0.0500	0.05096		mg/L		102	75 - 125	0	25
Bromoform	0.0500	0.05198		mg/L		104	70 - 130	0	25
Bromomethane	0.0500	0.05481		mg/L		110	60 - 140	2	25
2-Butanone	0.250	0.2511		mg/L		100	60 - 140	0	25
Carbon tetrachloride	0.0500	0.05177		mg/L		104	70 - 130	4	25
Chlorobenzene	0.0500	0.04972		mg/L		99	65 - 135	0	25
Chloroethane	0.0500	0.05013		mg/L		100	60 - 140	4	25
Chloroform	0.0500	0.04927		mg/L		99	70 - 121	1	25
Chloromethane	0.0500	0.04919		mg/L		98	60 - 140	1	25
2-Chlorotoluene	0.0500	0.05097		mg/L		102	73 - 125	1	25
4-Chlorotoluene	0.0500	0.05088		mg/L		102	74 - 125	1	25
cis-1,2-Dichloroethene	0.0500	0.04967		mg/L		99	75 - 125	0	25
cis-1,3-Dichloropropene	0.0500	0.05255		mg/L		105	74 - 125	0	25
Dibromochloromethane	0.0500	0.05219		mg/L		104	73 - 125	1	25
1,2-Dibromo-3-Chloropropane	0.0500	0.05551		mg/L		111	59 - 125	5	25
1,2-Dibromoethane	0.0500	0.05085		mg/L		102	73 - 125	0	25
1,2-Dichlorobenzene	0.0500	0.04908		mg/L		98	75 - 125	1	25
1,3-Dichlorobenzene	0.0500	0.05021		mg/L		100	75 - 125	1	25
1,4-Dichlorobenzene	0.0500	0.04865		mg/L		97	75 - 125	0	25
Dichlorodifluoromethane	0.0500	0.04950		mg/L		99	70 - 130	5	25
1,1-Dichloroethane	0.0500	0.04931		mg/L		99	70 - 130	2	25
1,2-Dichloroethane	0.0500	0.04872		mg/L		97	72 - 130	1	25
1,1-Dichloroethene	0.0500	0.05055		mg/L		101	50 - 150	6	25
1,2-Dichloropropane	0.0500	0.04973		mg/L		99	74 - 125	0	25
1,3-Dichloropropane	0.0500	0.04950		mg/L		99	75 - 125	1	25
2,2-Dichloropropane	0.0500	0.04949		mg/L		99	75 - 125	3	25
1,1-Dichloropropene	0.0500	0.05269		mg/L		105	75 - 125	3	25
Ethylbenzene	0.0500	0.05140		mg/L		103	75 - 125	2	25
Hexachlorobutadiene	0.0500	0.05489		mg/L		110	75 - 125	8	25
Isopropylbenzene	0.0500	0.05285		mg/L		106	75 - 125	4	25
Methylene Chloride	0.0500	0.04806		mg/L		96	75 - 125	1	25
m,p-Xylenes	0.0500	0.05098		mg/L		102	75 - 125	1	25
MTBE	0.0500	0.05028		mg/L		101	65 - 135	0	25
Naphthalene	0.0500	0.05892		mg/L		118	70 - 130	8	25
n-Butylbenzene	0.0500	0.05325		mg/L		107	75 - 125	6	25
N-Propylbenzene	0.0500	0.05232		mg/L		105	75 - 125	3	25
o-Xylene	0.0500	0.05123		mg/L		102	75 - 125	1	25
p-Cymene (p-Isopropyltoluene)	0.0500	0.05330		mg/L		107	75 - 125	4	25
sec-Butylbenzene	0.0500	0.05303		mg/L		106	75 - 125	5	25
Styrene	0.0500	0.05051		mg/L		101	75 - 125	1	25
tert-Butylbenzene	0.0500	0.05334		mg/L		107	75 - 125	3	25
1,1,1,2-Tetrachloroethane	0.0500	0.05086		mg/L		102	72 - 125	2	25
1,1,2,2-Tetrachloroethane	0.0500	0.05092		mg/L		102	74 - 125	1	25
Tetrachloroethene	0.0500	0.05194		mg/L		104	71 - 125	6	25
Toluene	0.0500	0.05083		mg/L		102	70 - 130	1	25

QC Sample Results

Client: Ensolum
Project/Site: Levey Well Hobbs, NM - 03B1417001

Job ID: 880-27196-1
SDG: Hobbs NM

Method: 8260C - Volatile Organic Compounds by GC/MS (Continued)

Lab Sample ID: LCSD 860-98975/12
Matrix: Water
Analysis Batch: 98975

Client Sample ID: Lab Control Sample Dup
Prep Type: Total/NA

Analyte			Spike Added	LCSD Result	LCSD Qualifier	Unit	D	%Rec	%Rec Limits	RPD	RPD Limit
trans-1,2-Dichloroethene			0.0500	0.05154		mg/L		103	75 - 125	3	25
trans-1,3-Dichloropropene			0.0500	0.05243		mg/L		105	66 - 125	2	25
1,2,3-Trichlorobenzene			0.0500	0.06097		mg/L		122	75 - 137	9	25
1,2,4-Trichlorobenzene			0.0500	0.05572		mg/L		111	75 - 135	7	25
1,1,1-Trichloroethane			0.0500	0.05094		mg/L		102	70 - 130	2	25
1,1,2-Trichloroethane			0.0500	0.05027		mg/L		101	70 - 130	1	25
Trichloroethene			0.0500	0.05045		mg/L		101	75 - 135	2	25
Trichlorofluoromethane			0.0500	0.04998		mg/L		100	60 - 140	2	25
1,2,3-Trichloropropane			0.0500	0.05064		mg/L		101	75 - 125	0	25
1,2,4-Trimethylbenzene			0.0500	0.05179		mg/L		104	75 - 125	2	25
1,3,5-Trimethylbenzene			0.0500	0.05198		mg/L		104	60 - 140	4	25
Vinyl chloride			0.0500	0.05016		mg/L		100	60 - 140	1	25

Surrogate	*LCSD %Recovery*	*LCSD Qualifier*	*Limits*
4-Bromofluorobenzene (Surr)	*102*		*74 - 124*
Dibromofluoromethane (Surr)	*99*		*75 - 131*
1,2-Dichloroethane-d4 (Surr)	*97*		*63 - 144*
Toluene-d8 (Surr)	*101*		*80 - 117*

Method: 300.0 - Anions, Ion Chromatography

Lab Sample ID: MB 860-100092/3
Matrix: Water
Analysis Batch: 100092

Client Sample ID: Method Blank
Prep Type: Total/NA

Analyte	MB Result	MB Qualifier	RL		Unit	D	Prepared	Analyzed	Dil Fac
Bromide	<0.0711	U	0.500	0.0711	mg/L			04/23/23 14:43	1
Chloride	0.3219	J	0.500	0.250	mg/L			04/23/23 14:43	1
Fluoride	0.1233	J	0.500	0.100	mg/L			04/23/23 14:43	1
Sulfate	<0.200	U	0.500	0.200	mg/L			04/23/23 14:43	1

Lab Sample ID: MB 860-100092/41
Matrix: Water
Analysis Batch: 100092

Client Sample ID: Method Blank
Prep Type: Total/NA

Analyte	MB Result	MB Qualifier	RL		Unit	D	Prepared	Analyzed	Dil Fac
Bromide	<0.0711	U	0.500	0.0711	mg/L			04/23/23 18:40	1
Chloride	0.3374	J	0.500	0.250	mg/L			04/23/23 18:40	1
Fluoride	0.1240	J	0.500	0.100	mg/L			04/23/23 18:40	1

Lab Sample ID: LCS 860-100092/42
Matrix: Water
Analysis Batch: 100092

Client Sample ID: Lab Control Sample
Prep Type: Total/NA

Analyte			Spike Added	LCS Result	LCS Qualifier	Unit	D	%Rec	%Rec Limits		
Bromide			10.0	9.393		mg/L		94	90 - 110		
Chloride			10.0	9.257		mg/L		93	90 - 110		
Fluoride			10.0	10.40		mg/L		104	90 - 110		

QC Sample Results

Client: Ensolum
Project/Site: Levey Well Hobbs, NM - 03B1417001

Job ID: 880-27196-1
SDG: Hobbs NM

Method: 300.0 - Anions, Ion Chromatography (Continued)

Lab Sample ID: LCSD 860-100092/43
Matrix: Water
Analysis Batch: 100092

Client Sample ID: Lab Control Sample Dup
Prep Type: Total/NA

Analyte	Spike Added	LCSD Result	LCSD Qualifier	Unit	D	%Rec	%Rec Limits	RPD	RPD Limit
Bromide	10.0	9.403		mg/L		94	90 - 110	0	20
Chloride	10.0	9.263		mg/L		93	90 - 110	0	20
Fluoride	10.0	10.42		mg/L		104	90 - 110	0	20

Lab Sample ID: LLCS 860-100092/7
Matrix: Water
Analysis Batch: 100092

Client Sample ID: Lab Control Sample
Prep Type: Total/NA

Analyte	Spike Added	LLCS Result	LLCS Qualifier	Unit	D	%Rec	%Rec Limits
Bromide	0.500	0.6389		mg/L		128	50 - 150
Chloride	0.500	0.6681		mg/L		134	50 - 150
Fluoride	0.500	0.5155		mg/L		103	50 - 150

Lab Sample ID: MB 860-100149/13
Matrix: Water
Analysis Batch: 100149

Client Sample ID: Method Blank
Prep Type: Total/NA

Analyte	MB Result	MB Qualifier	RL		Unit	D	Prepared	Analyzed	Dil Fac
Bromide	<0.0711	U	0.500	0.0711	mg/L			04/24/23 18:47	1
Chloride	0.3876	J	0.500	0.250	mg/L			04/24/23 18:47	1
Fluoride	<0.100	U	0.500	0.100	mg/L			04/24/23 18:47	1
Sulfate	<0.200	U	0.500	0.200	mg/L			04/24/23 18:47	1

Lab Sample ID: MB 860-100149/71
Matrix: Water
Analysis Batch: 100149

Client Sample ID: Method Blank
Prep Type: Total/NA

Analyte	MB Result	MB Qualifier	RL		Unit	D	Prepared	Analyzed	Dil Fac
Bromide	<0.0711	U	0.500	0.0711	mg/L			04/25/23 01:47	1
Chloride	0.4286	J	0.500	0.250	mg/L			04/25/23 01:47	1
Fluoride	<0.100	U	0.500	0.100	mg/L			04/25/23 01:47	1
Sulfate	<0.200	U	0.500	0.200	mg/L			04/25/23 01:47	1

Lab Sample ID: LCS 860-100149/72
Matrix: Water
Analysis Batch: 100149

Client Sample ID: Lab Control Sample
Prep Type: Total/NA

Analyte	Spike Added	LCS Result	LCS Qualifier	Unit	D	%Rec	%Rec Limits
Bromide	10.0	9.674		mg/L		97	90 - 110
Chloride	10.0	9.426		mg/L		94	90 - 110
Fluoride	10.0	10.68		mg/L		107	90 - 110
Sulfate	10.0	10.04		mg/L		100	90 - 110

Lab Sample ID: LCSD 860-100149/102
Matrix: Water
Analysis Batch: 100149

Client Sample ID: Lab Control Sample Dup
Prep Type: Total/NA

Analyte	Spike Added	LCSD Result	LCSD Qualifier	Unit	D	%Rec	%Rec Limits	RPD	RPD Limit
Bromide	10.0	9.731		mg/L		97	90 - 110	1	20
Chloride	10.0	9.423		mg/L		94	90 - 110	0	20

QC Sample Results

Client: Ensolum
Project/Site: Levey Well Hobbs, NM - 03B1417001

Job ID: 880-27196-1
SDG: Hobbs NM

Method: 300.0 - Anions, Ion Chromatography (Continued)

Lab Sample ID: LCSD 860-100149/102
Matrix: Water
Analysis Batch: 100149

Client Sample ID: Lab Control Sample Dup
Prep Type: Total/NA

Analyte	Spike Added	LCSD Result	LCSD Qualifier	Unit	D	%Rec	%Rec Limits	RPD	RPD Limit
Fluoride	10.0	10.71		mg/L		107	90 - 110	0	20
Sulfate	10.0	10.40		mg/L		104	90 - 110	3	20

Lab Sample ID: LLCS 860-100149/37
Matrix: Water
Analysis Batch: 100149

Client Sample ID: Lab Control Sample
Prep Type: Total/NA

Analyte	Spike Added	LLCS Result	LLCS Qualifier	Unit	D	%Rec	%Rec Limits
Bromide	0.500	0.4909	J	mg/L		98	50 - 150
Chloride	0.500	0.4835	J	mg/L		97	50 - 150
Fluoride	0.500	0.4689	J	mg/L		94	50 - 150
Sulfate	0.500	0.2725	J	mg/L		55	50 - 150

Lab Sample ID: MB 860-98919/3
Matrix: Water
Analysis Batch: 98919

Client Sample ID: Method Blank
Prep Type: Total/NA

Analyte	MB Result	MB Qualifier	RL		Unit	D	Prepared	Analyzed	Dil Fac
Bromide	<0.0711	U	0.500	0.0711	mg/L			04/15/23 14:01	1
Chloride	<0.250	U	0.500	0.250	mg/L			04/15/23 14:01	1
Fluoride	<0.100	U	0.500	0.100	mg/L			04/15/23 14:01	1
Sulfate	<0.200	U	0.500	0.200	mg/L			04/15/23 14:01	1

Lab Sample ID: LCS 860-98919/4
Matrix: Water
Analysis Batch: 98919

Client Sample ID: Lab Control Sample
Prep Type: Total/NA

Analyte	Spike Added	LCS Result	LCS Qualifier	Unit	D	%Rec	%Rec Limits
Bromide	10.0	9.741		mg/L		97	90 - 110
Chloride	10.0	9.694		mg/L		97	90 - 110
Fluoride	10.0	9.961		mg/L		100	90 - 110
Sulfate	10.0	9.828		mg/L		98	90 - 110

Lab Sample ID: LCSD 860-98919/5
Matrix: Water
Analysis Batch: 98919

Client Sample ID: Lab Control Sample Dup
Prep Type: Total/NA

Analyte	Spike Added	LCSD Result	LCSD Qualifier	Unit	D	%Rec	%Rec Limits	RPD	RPD Limit
Bromide	10.0	9.719		mg/L		97	90 - 110	0	20
Chloride	10.0	9.641		mg/L		96	90 - 110	1	20
Fluoride	10.0	9.964		mg/L		100	90 - 110	0	20
Sulfate	10.0	9.728		mg/L		97	90 - 110	1	20

Lab Sample ID: MB 860-98920/3
Matrix: Water
Analysis Batch: 98920

Client Sample ID: Method Blank
Prep Type: Total/NA

Analyte	MB Result	MB Qualifier	RL		Unit	D	Prepared	Analyzed	Dil Fac
Nitrate as N	<0.0391	U	0.100	0.0391	mg/L			04/15/23 14:01	1
Nitrite as N	0.05185	J	0.100	0.0293	mg/L			04/15/23 14:01	1

QC Sample Results

Client: Ensolum
Project/Site: Levey Well Hobbs, NM - 03B1417001

Job ID: 880-27196-1
SDG: Hobbs NM

Method: 300.0 - Anions, Ion Chromatography

Lab Sample ID: LCS 860-98920/4
Matrix: Water
Analysis Batch: 98920

Client Sample ID: Lab Control Sample
Prep Type: Total/NA

Analyte	Spike Added	LCS Result	LCS Qualifier	Unit	D	%Rec	%Rec Limits
Nitrate as N	10.0	9.852		mg/L		99	80 - 120
Nitrite as N	10.0	9.918		mg/L		99	80 - 120

Lab Sample ID: LCSD 860-98920/5
Matrix: Water
Analysis Batch: 98920

Client Sample ID: Lab Control Sample Dup
Prep Type: Total/NA

Analyte	Spike Added	LCSD Result	LCSD Qualifier	Unit	D	%Rec	%Rec Limits	RPD	RPD Limit
Nitrate as N	10.0	9.863		mg/L		99	80 - 120	0	20
Nitrite as N	10.0	9.929		mg/L		99	80 - 120	0	20

Method: 200.7 Rev 4.4 - Metals (ICP)

Lab Sample ID: MB 860-99265/1-A
Matrix: Water
Analysis Batch: 99412

Client Sample ID: Method Blank
Prep Type: Total Recoverable
Prep Batch: 99265

Analyte	MB Result	MB Qualifier	RL		Unit	D	Prepared	Analyzed	Dil Fac
Calcium	<0.115	U	0.200	0.115	mg/L		04/18/23 11:30	04/18/23 17:29	1
Magnesium	<0.0428	U	0.200	0.0428	mg/L		04/18/23 11:30	04/18/23 17:29	1
Potassium	<0.0914	U	0.500	0.0914	mg/L		04/18/23 11:30	04/18/23 17:29	1
Sodium	<0.152	U	0.500	0.152	mg/L		04/18/23 11:30	04/18/23 17:29	1
SiO2	<0.471	U	1.07	0.471	mg/L		04/18/23 11:30	04/18/23 17:29	1

Lab Sample ID: LCS 860-99265/2-A
Matrix: Water
Analysis Batch: 99412

Client Sample ID: Lab Control Sample
Prep Type: Total Recoverable
Prep Batch: 99265

Analyte	Spike Added	LCS Result	LCS Qualifier	Unit	D	%Rec	%Rec Limits
Calcium	25.0	23.60		mg/L		94	85 - 115
Magnesium	25.0	23.10		mg/L		92	85 - 115
Potassium	10.0	9.420		mg/L		94	85 - 115
Sodium	25.0	23.30		mg/L		93	85 - 115
SiO2	21.4	20.76		mg/L		97	85 - 115

Lab Sample ID: LCSD 860-99265/3-A
Matrix: Water
Analysis Batch: 99412

Client Sample ID: Lab Control Sample Dup
Prep Type: Total Recoverable
Prep Batch: 99265

Analyte	Spike Added	LCSD Result	LCSD Qualifier	Unit	D	%Rec	%Rec Limits	RPD	RPD Limit
Calcium	25.0	23.50		mg/L		94	85 - 115	0	20
Magnesium	25.0	23.00		mg/L		92	85 - 115	0	20
Potassium	10.0	9.430		mg/L		94	85 - 115	0	20
Sodium	25.0	23.20		mg/L		93	85 - 115	0	20
SiO2	21.4	20.74		mg/L		97	85 - 115	0	20

QC Sample Results

Client: Ensolum
Project/Site: Levey Well Hobbs, NM - 03B1417001

Job ID: 880-27196-1
SDG: Hobbs NM

Method: 200.7 Rev 4.4 - Metals (ICP) (Continued)

Lab Sample ID: LLCS 860-99265/4-A
Matrix: Water
Analysis Batch: 99412

Client Sample ID: Lab Control Sample
Prep Type: Total Recoverable
Prep Batch: 99265

Analyte	Spike Added	LLCS Result	LLCS Qualifier	Unit	D	%Rec	%Rec Limits
Calcium	0.200	0.2040		mg/L		102	50 - 150
Magnesium	0.200	0.1960	J	mg/L		98	50 - 150
Potassium	0.500	0.4000	J	mg/L		80	50 - 150
Sodium	0.500	0.5530		mg/L		111	50 - 150
SiO2	1.07	1.031	J	mg/L		96	50 - 150

Method: SM 2320B - Alkalinity

Lab Sample ID: MB 860-99096/3
Matrix: Water
Analysis Batch: 99096

Client Sample ID: Method Blank
Prep Type: Total/NA

Analyte	MB Result	MB Qualifier	RL		Unit	D	Prepared	Analyzed	Dil Fac
Alkalinity	<4.00	U	4.00	4.00	mg/L			04/17/23 10:59	1
Bicarbonate Alkalinity as CaCO3	<4.00	U	4.00	4.00	mg/L			04/17/23 10:59	1
Carbonate Alkalinity as CaCO3	<4.00	U	4.00	4.00	mg/L			04/17/23 10:59	1
Hydroxide Alkalinity	<4.00	U	4.00	4.00	mg/L			04/17/23 10:59	1
Phenolphthalein Alkalinity	<4.00	U	4.00	4.00	mg/L			04/17/23 10:59	1

Lab Sample ID: LCS 860-99096/4
Matrix: Water
Analysis Batch: 99096

Client Sample ID: Lab Control Sample
Prep Type: Total/NA

Analyte	Spike Added	LCS Result	LCS Qualifier	Unit	D	%Rec	%Rec Limits
Alkalinity	250	245.2		mg/L		98	85 - 115

Lab Sample ID: LCSD 860-99096/5
Matrix: Water
Analysis Batch: 99096

Client Sample ID: Lab Control Sample Dup
Prep Type: Total/NA

Analyte	Spike Added	LCSD Result	LCSD Qualifier	Unit	D	%Rec	%Rec Limits	RPD	RPD Limit
Alkalinity	250	245.8		mg/L		98	85 - 115	0	20

Method: SM 2540C - Solids, Total Dissolved (TDS)

Lab Sample ID: MB 860-99044/1
Matrix: Water
Analysis Batch: 99044

Client Sample ID: Method Blank
Prep Type: Total/NA

Analyte	MB Result	MB Qualifier	RL		Unit	D	Prepared	Analyzed	Dil Fac
Total Dissolved Solids	<5.00	U	5.00	5.00	mg/L			04/15/23 12:35	1

Lab Sample ID: LCS 860-99044/2
Matrix: Water
Analysis Batch: 99044

Client Sample ID: Lab Control Sample
Prep Type: Total/NA

Analyte	Spike Added	LCS Result	LCS Qualifier	Unit	D	%Rec	%Rec Limits
Total Dissolved Solids	1000	1005		mg/L		101	80 - 120

QC Sample Results

Client: Ensolum
Project/Site: Levey Well Hobbs, NM - 03B1417001

Job ID: 880-27196-1
SDG: Hobbs NM

Method: SM 2540C - Solids, Total Dissolved (TDS) (Continued)

Lab Sample ID: LCSD 860-99044/3
Matrix: Water
Analysis Batch: 99044

Client Sample ID: Lab Control Sample Dup
Prep Type: Total/NA

Analyte			Spike Added	LCSD Result	LCSD Qualifier	Unit	D	%Rec	%Rec Limits	RPD	RPD Limit
Total Dissolved Solids			1000	1011		mg/L		101	80 - 120	1	10

Lab Sample ID: LLCS 860-99044/4
Matrix: Water
Analysis Batch: 99044

Client Sample ID: Lab Control Sample
Prep Type: Total/NA

Analyte			Spike Added	LLCS Result	LLCS Qualifier	Unit	D	%Rec	%Rec Limits		
Total Dissolved Solids			5.00	<5.00	U	mg/L		80	50 - 150		

QC Association Summary

Client: Ensolum
Project/Site: Levey Well Hobbs, NM - 03B1417001

Job ID: 880-27196-1
SDG: Hobbs NM

GC/MS VOA

Analysis Batch: 98975

Lab Sample ID	Client Sample ID	Prep Type	Matrix	Method	Prep Batch
880-27196-1	Levey Well	Total/NA	Water	8260C	
MB 860-98975/17	Method Blank	Total/NA	Water	8260C	
LCS 860-98975/1011	Lab Control Sample	Total/NA	Water	8260C	
LCSD 860-98975/12	Lab Control Sample Dup	Total/NA	Water	8260C	

HPLC/IC

Analysis Batch: 98919

Lab Sample ID	Client Sample ID	Prep Type	Matrix	Method	Prep Batch
880-27196-1	Levey Well	Total/NA	Water	300.0	
MB 860-98919/3	Method Blank	Total/NA	Water	300.0	
LCS 860-98919/4	Lab Control Sample	Total/NA	Water	300.0	
LCSD 860-98919/5	Lab Control Sample Dup	Total/NA	Water	300.0	

Analysis Batch: 98920

Lab Sample ID	Client Sample ID	Prep Type	Matrix	Method	Prep Batch
880-27196-1	Levey Well	Total/NA	Water	300.0	
MB 860-98920/3	Method Blank	Total/NA	Water	300.0	
LCS 860-98920/4	Lab Control Sample	Total/NA	Water	300.0	
LCSD 860-98920/5	Lab Control Sample Dup	Total/NA	Water	300.0	

Analysis Batch: 100092

Lab Sample ID	Client Sample ID	Prep Type	Matrix	Method	Prep Batch
880-27196-1	Levey Well	Total/NA	Water	300.0	
MB 860-100092/3	Method Blank	Total/NA	Water	300.0	
MB 860-100092/41	Method Blank	Total/NA	Water	300.0	
LCS 860-100092/42	Lab Control Sample	Total/NA	Water	300.0	
LCSD 860-100092/43	Lab Control Sample Dup	Total/NA	Water	300.0	
LLCS 860-100092/7	Lab Control Sample	Total/NA	Water	300.0	

Analysis Batch: 100149

Lab Sample ID	Client Sample ID	Prep Type	Matrix	Method	Prep Batch
880-27196-1	Levey Well	Total/NA	Water	300.0	
MB 860-100149/13	Method Blank	Total/NA	Water	300.0	
MB 860-100149/71	Method Blank	Total/NA	Water	300.0	
LCS 860-100149/72	Lab Control Sample	Total/NA	Water	300.0	
LCSD 860-100149/102	Lab Control Sample Dup	Total/NA	Water	300.0	
LLCS 860-100149/37	Lab Control Sample	Total/NA	Water	300.0	

Metals

Prep Batch: 99265

Lab Sample ID	Client Sample ID	Prep Type	Matrix	Method	Prep Batch
880-27196-1	Levey Well	Total Recoverable	Water	200.7	
MB 860-99265/1-A	Method Blank	Total Recoverable	Water	200.7	
LCS 860-99265/2-A	Lab Control Sample	Total Recoverable	Water	200.7	
LCSD 860-99265/3-A	Lab Control Sample Dup	Total Recoverable	Water	200.7	
LLCS 860-99265/4-A	Lab Control Sample	Total Recoverable	Water	200.7	

Analysis Batch: 99412

Lab Sample ID	Client Sample ID	Prep Type	Matrix	Method	Prep Batch
880-27196-1	Levey Well	Total Recoverable	Water	200.7 Rev 4.4	99265

QC Association Summary

Client: Ensolum
Project/Site: Levey Well Hobbs, NM - 03B1417001

Job ID: 880-27196-1
SDG: Hobbs NM

Metals (Continued)

Analysis Batch: 99412 (Continued)

Lab Sample ID	Client Sample ID	Prep Type	Matrix	Method	Prep Batch
880-27196-1	Levey Well	Total Recoverable	Water	200.7 Rev 4.4	99265
MB 860-99265/1-A	Method Blank	Total Recoverable	Water	200.7 Rev 4.4	99265
LCS 860-99265/2-A	Lab Control Sample	Total Recoverable	Water	200.7 Rev 4.4	99265
LCSD 860-99265/3-A	Lab Control Sample Dup	Total Recoverable	Water	200.7 Rev 4.4	99265
LLCS 860-99265/4-A	Lab Control Sample	Total Recoverable	Water	200.7 Rev 4.4	99265

General Chemistry

Analysis Batch: 99044

Lab Sample ID	Client Sample ID	Prep Type	Matrix	Method	Prep Batch
880-27196-1	Levey Well	Total/NA	Water	SM 2540C	
MB 860-99044/1	Method Blank	Total/NA	Water	SM 2540C	
LCS 860-99044/2	Lab Control Sample	Total/NA	Water	SM 2540C	
LCSD 860-99044/3	Lab Control Sample Dup	Total/NA	Water	SM 2540C	
LLCS 860-99044/4	Lab Control Sample	Total/NA	Water	SM 2540C	

Analysis Batch: 99096

Lab Sample ID	Client Sample ID	Prep Type	Matrix	Method	Prep Batch
880-27196-1	Levey Well	Total/NA	Water	SM 2320B	
MB 860-99096/3	Method Blank	Total/NA	Water	SM 2320B	
LCS 860-99096/4	Lab Control Sample	Total/NA	Water	SM 2320B	
LCSD 860-99096/5	Lab Control Sample Dup	Total/NA	Water	SM 2320B	

Analysis Batch: 99274

Lab Sample ID	Client Sample ID	Prep Type	Matrix	Method	Prep Batch
880-27196-1	Levey Well	Total/NA	Water	SM 1030E	

Analysis Batch: 99318

Lab Sample ID	Client Sample ID	Prep Type	Matrix	Method	Prep Batch
880-27196-1	Levey Well	Total/NA	Water	SM 4500 H+ B	

Lab Chronicle

Client: Ensolum
Project/Site: Levey Well Hobbs, NM - 03B1417001

Job ID: 880-27196-1
SDG: Hobbs NM

Client Sample ID: Levey Well

Date Collected: 04/14/23 13:15
Date Received: 04/14/23 16:50

Lab Sample ID: 880-27196-1

Matrix: Water

Prep Type	Batch Type	Batch Method	Run	Dilution Factor	Batch Number	Analyst	Lab	Prepared or Analyzed
Total/NA	Analysis	8260C		1	98975	NA	EET HOU	04/17/23 16:27
Total/NA	Analysis	300.0		1	98919	ALL	EET HOU	04/15/23 16:06
Total/NA	Analysis	300.0		1	98920	ALL	EET HOU	04/15/23 16:06
Total/NA	Analysis	300.0		1	100092	RBNS	EET HOU	04/23/23 20:25
Total/NA	Analysis	300.0		1	100149	RBNS	EET HOU	04/25/23 03:50
Total Recoverable	Prep	200.7			99265	MD	EET HOU	04/18/23 11:30
Total Recoverable	Analysis	200.7 Rev 4.4		1	99412	JDM	EET HOU	04/18/23 18:08
Total Recoverable	Prep	200.7			99265	MD	EET HOU	04/18/23 11:30
Total Recoverable	Analysis	200.7 Rev 4.4		50	99412	JDM	EET HOU	04/18/23 18:26
Total/NA	Analysis	SM 1030E		1	99274	SC	EET HOU	04/18/23 12:46
Total/NA	Analysis	SM 2320B		1	99096	TL	EET HOU	04/17/23 15:13
Total/NA	Analysis	SM 2540C		1	99044	YGG	EET HOU	04/15/23 12:35
Total/NA	Analysis	SM 4500 H+ B		1	99318	TL	EET HOU	04/18/23 15:09

Laboratory References:

EET HOU = Eurofins Houston, 4145 Greenbriar Dr, Stafford, TX 77477, TEL (281)240-4200

Accreditation/Certification Summary

Client: Ensolum
Job ID: 880-27196-1
Project/Site: Levey Well Hobbs, NM - 03B1417001
SDG: Hobbs NM

Laboratory: Eurofins Houston

Unless otherwise noted, all analytes for this laboratory were covered under each accreditation/certification below.

Authority	Program	Identification Number	Expiration Date
Texas	NELAP	T104704215-23-50	06-30-23

The following analytes are included in this report, but the laboratory is not certified by the governing authority. This list may include analytes for which the agency does not offer certification.

Analysis Method	Prep Method	Matrix	Analyte
200.7 Rev 4.4	200.7	Water	SiO2
SM 1030E		Water	Anion/Cation Balance
SM 2320B		Water	Bicarbonate Alkalinity as CaCO3
SM 2320B		Water	Carbonate Alkalinity as CaCO3
SM 2320B		Water	Hydroxide Alkalinity
SM 2320B		Water	Phenolphthalein Alkalinity
SM 4500 H+ B		Water	Temperature

Method Summary

Client: Ensolum
Project/Site: Levey Well Hobbs, NM - 03B1417001

Job ID: 880-27196-1
SDG: Hobbs NM

Method	Method Description	Protocol	Laboratory
8260C	Volatile Organic Compounds by GC/MS	SW846	EET HOU
300.0	Anions, Ion Chromatography	EPA	EET HOU
200.7 Rev 4.4	Metals (ICP)	EPA	EET HOU
SM 1030E	Cation Anion Balance	SM	EET HOU
SM 2320B	Alkalinity	SM	EET HOU
SM 2540C	Solids, Total Dissolved (TDS)	SM	EET HOU
SM 4500 H+ B	pH	SM	EET HOU
200.7	Preparation, Total Recoverable Metals	EPA	EET HOU
5030C	Purge and Trap	SW846	EET HOU

Protocol References:

EPA = US Environmental Protection Agency

SM = "Standard Methods For The Examination Of Water And Wastewater"

SW846 = "Test Methods For Evaluating Solid Waste, Physical/Chemical Methods", Third Edition, November 1986 And Its Updates.

Laboratory References:

EET HOU = Eurofins Houston, 4145 Greenbriar Dr, Stafford, TX 77477, TEL (281)240-4200

Sample Summary

Client: Ensolum
Project/Site: Levey Well Hobbs, NM - 03B1417001

Job ID: 880-27196-1
SDG: Hobbs NM

Lab Sample ID	Client Sample ID	Matrix	Collected	Received
880-27196-1	Levey Well	Water	04/14/23 13:15	04/14/23 16:50

Chain of Custody

XENCO LABORATORIES

Houston,TX (281) 240-4200 Dallas,TX (214) 902-0300 San Antonio,TX (210) 509-3334
Midland,TX (432-704-5440) EL Paso,TX (915)585-3443 Lubbock,TX (806)794-1296
Hobbs NM (575-392-7550) Phoenix,AZ (480-355-0900) Atlanta,GA (770-449-8800) Tampa FL (813-620-2000) www.xenco.com

Work Order No: 27196

Page 1 of 1

4/25/2023

Project Manager:	Beaux Jennings	Bill to (if different)	
Company Name:	Ensolum LLC	Company Name:	
Address	601 Merienfeld #400	Address:	
City, State ZIP:	Midland TX 79701	City, State ZIP.	
Phone:	432-230-3344	Email:	bjennings@ensolum.com

Work Order Comments

Program: UST/PST ☐ PRP ☐ Brownfields ☐ RRC ☐ Superfund ☐
State of Project:
Reporting Level II ☐ Level III ☐ PST/UST ☐ TRRP ☐ Level IV ☐
Deliverables EDD ☐ ADaPT ☐ Other:

Project Name:	Levey Well Hobbs NM	Turn Around	
Project Number:	03B1417001	Routine	✓
P.O. Number:	03B1417001	Rush 24 hr	
Sampler's Name:	Shane Diller	Due Date	

SAMPLE RECEIPT			
Temp Blank:	Yes (No)	Wet Ice:	(Yes) No
Temperature (°C):	3.5/3.7	Thermometer ID	IR8
Received Intact:	(Yes) No		
Cooler Custody Seals:	Yes No (N/A)	Correction Factor:	-0.3
Sample Custody Seals:	Yes No (N/A)	Total Containers:	

ANALYSIS REQUEST

Sample Identification	Matrix	Date Sampled	Time Sampled	Depth	Number of Containers	VOCs	Anions: F, Cl, SO4, B	Cations: Ca, K, Mg, Na, Si	pH	Alkalinity	TDS	Sample Comments
Levey Well	GW	4-14-23	1315	—	7	X	X	X	X	X	X	24hr

Work Order Notes

TAT starts the day recevied by the lab, if received by 4 30pm

880-27196 Chain of Custody

Total 200.7 / 6010 200.8 / 6020: 8RCRA 13PPM Texas 11 Al Sb As Ba Be B Cd Ca Cr Co Cu Li Mo Ni K Se Ag SiO2 Na Sr Tl Sn U V Zn
Circle Method(s) and Metal(s) to be analyzed TCLP / SPLP 6010 8RCRA Sb As Ba Be Cd Cr Co Cu Pb Mn Mo Ni Se Ag Tl U 1631 / 245.1 / 7470 / 7471 Hg

Notice Signature of this document and relinquishment of samples constitutes a valid purchase order from client company to Xenco, its affiliates and subcontractors. It assigns standard terms and conditions of service. Xenco will be liable only for the cost of samples and shall not assume any responsibility for any losses or expenses incurred by the client if such losses are due to circumstances beyond the control of Xenco. A minimum charge of $75.00 will be applied to each project and a charge of $5 for each sample submitted to Xenco, but not analyzed. These terms will be enforced unless previously negotiated.

Relinquished by: (Signature)	Received by: (Signature)	Date/Time	Relinquished by. (Signature)	Received by: (Signature)	Date/Time
1		4/14/23 1630	2		
3			4		
5			6		

Revised Date 051418 Rev 2018.1

Received by OCD: 11/8/2023 2:53:24 PM

Released to Imaging: 3/21/2024 4:09:03 PM

Eurofins Midland
1211 W Florida Ave
Midland, TX 79701
Phone: 432-704-5440

Chain of Custody Record

eurofins Environment Testing

Client Information (Sub Contract Lab)	Sampler	Lab PM: Kramer Jessica	Carrier Tracking No(s):	COC No: 880-6779.1
Client Contact: Shipping/Receiving	Phone:	E-Mail: Jessica.Kramer@et.eurofinsus.com	State of Origin: New Mexico	Page: Page 1 of 1
Company: Eurofins Environment Testing South Centr		Accreditations Required (See note): NELAP Texas		Job #: 880-27196-1
Address: 4145 Greenbriar Dr	Due Date Requested: 4/18/2023			
City: Stafford	TAT Requested (days):			
State, Zip: TX, 77477				
Phone: 281-240-4200(Tel)	PO #:			
Email:	WO #:			
Project Name: Levey Well Hobbs NM 03B1417001	Project #: 88000024			
Site:	SSOW#:			

Analysis Requested

Preservation Codes:
A HCL, B NaOH, C Zn Acetate, D Nitric Acid, E NaHSO4, F MeOH, G Amchlor, H Ascorbic Acid, I Ice, J DI Water, K EDTA, L EDA, M Hexane, N None, O AsNaO2, P Na2O4S, Q Na2SO3, R Na2S2O3, S H2SO4, T TSP Dodecahydrate, U Acetone, V MCAA, W pH 4-5, Y Trizma, Z other (specify)
Other:

Sample Identification Client ID (Lab ID)	Sample Date	Sample Time	Sample Type (C=comp, G=grab)	Matrix (W=water S=solid O=waste/oi BT=Tissue, A=Air)	Field Filtered Sample (Yes or No)	Perform MS/MSD (Yes or No)	8260C/6030C (MOD) Full List VOCs	200.7/200.7_P_TR (MOD) Custom List	300_ORGFM_28D/ Br, Cl, F, SO4	300_ORGFMS/ NO2, NO3	SM4500_H+/ pH	2540C_Calcd/ TDS	2320B/ Alkalinity	Cation_Anion/ (MOD) Copy Analytes	Total Number of containers	Special Instructions/Note:
			Preservation Code:													
Levey Well (880-27196-1)	4/14/23	13:15 Mountain		Water			X	X	X	X	X	X	X	X	7	

Note: Since laboratory accreditations are subject to change, Eurofins Environment Testing South Central, LLC places the ownership of method, analyte & accreditation compliance upon our subcontract laboratories. This sample shipment is forwarded under chain-of-custody. If the laboratory does not currently maintain accreditation in the State of Origin listed above for analysis/tests/matrix being analyzed, the samples must be shipped back to the Eurofins Environment Testing South Central, LLC laboratory or other instructions will be provided. Any changes to accreditation status should be brought to Eurofins Environment Testing South Central, LLC attention immediately. If all requested accreditations are current to date, return the signed Chain of Custody attesting to said compliance to Eurofins Environment Testing South Central, LLC.

Possible Hazard Identification	Sample Disposal (A fee may be assessed if samples are retained longer than 1 month)
Unconfirmed	☐ Return To Client ☐ Disposal By Lab ☐ Archive For ____ Months
Deliverable Requested: I II III IV Other (specify) Primary Deliverable Rank: 2	Special Instructions/QC Requirements:

Empty Kit Relinquished by:	Date:	Time:	Method of Shipment:

Relinquished by	Date/Time:	Company	Received by	Date/Time:	Company
			FedEx		
FedEx				4/15/23	

Custody Seals Intact: Δ Yes Δ No	Custody Seal No.	Cooler Temperature(s) °C and Other Remarks	Temp: 3 9 IR ID HOU-344 C/F:-0.2 Corrected Temp. 3 7

Ver: 06/08/2021

Received by OCD: 11/8/2023 2:53:24 PM

Released to Imaging: 3/21/2024 4:09:03 PM

4/25/2023

Login Sample Receipt Checklist

Client: Ensolum

Job Number: 880-27196-1
SDG Number: Hobbs NM

Login Number: 27196
List Number: 1
Creator: Teel, Brianna

List Source: Eurofins Midland

Question	Answer	Comment
The cooler's custody seal, if present, is intact.	N/A	
Sample custody seals, if present, are intact.	N/A	
The cooler or samples do not appear to have been compromised or tampered with.	True	
Samples were received on ice.	True	
Cooler Temperature is acceptable.	True	
Cooler Temperature is recorded.	True	
COC is present.	True	
COC is filled out in ink and legible.	True	
COC is filled out with all pertinent information.	True	
Is the Field Sampler's name present on COC?	True	
There are no discrepancies between the containers received and the COC.	True	
Samples are received within Holding Time (excluding tests with immediate HTs)	True	
Sample containers have legible labels.	True	
Containers are not broken or leaking.	True	
Sample collection date/times are provided.	True	
Appropriate sample containers are used.	True	
Sample bottles are completely filled.	True	
Sample Preservation Verified.	True	
There is sufficient vol. for all requested analyses, incl. any requested MS/MSDs	True	
Containers requiring zero headspace have no headspace or bubble is <6mm (1/4").	True	

Login Sample Receipt Checklist

Client: Ensolum

Job Number: 880-27196-1
SDG Number: Hobbs NM

Login Number: 27196
List Number: 2
Creator: Bolch, Taylor

List Source: Eurofins Houston
List Creation: 04/15/23 10:48 AM

Question	Answer	Comment
The cooler's custody seal, if present, is intact.	True	
Sample custody seals, if present, are intact.	True	
The cooler or samples do not appear to have been compromised or tampered with.	True	
Samples were received on ice.	True	
Cooler Temperature is acceptable.	True	
Cooler Temperature is recorded.	True	
COC is present.	True	
COC is filled out in ink and legible.	True	
COC is filled out with all pertinent information.	True	
Is the Field Sampler's name present on COC?	N/A	
There are no discrepancies between the containers received and the COC.	True	
Samples are received within Holding Time (excluding tests with immediate HTs)	True	
Sample containers have legible labels.	True	
Containers are not broken or leaking.	True	
Sample collection date/times are provided.	True	
Appropriate sample containers are used.	True	
Sample bottles are completely filled.	True	
Sample Preservation Verified.	True	
There is sufficient vol. for all requested analyses, incl. any requested MS/MSDs	True	
Containers requiring zero headspace have no headspace or bubble is <6mm (1/4").	True	

eurofins | Environment Testing

ANALYTICAL REPORT

PREPARED FOR

Attn: Beaux Jennings
Ensolum
601 N. Marienfeld St.
Suite 400
Midland, Texas 79701

Generated 4/25/2023 11:08:16 AM

JOB DESCRIPTION

Levey Well Hobbs, NM - 03B1417001
SDG NUMBER Hobbs NM

JOB NUMBER

880-27393-1

Eurofins Midland
1211 W. Florida Ave
Midland TX 79701

See page two for job notes and contact information.

Released to Imaging: 3/21/2024 4:09:03 PM

my EOL

Eurofins Midland

Job Notes

This report may not be reproduced except in full, and with written approval from the laboratory. The results relate only to the samples tested. For questions please contact the Project Manager at the e-mail address or telephone number listed on this page.

Analytical test results meet all requirements of the associated regulatory program (i.e., NELAC (TNI), DoD, and ISO 17025) unless otherwise noted under the individual analysis.

Authorization

Generated
4/25/2023 11:08:16 AM

Authorized for release by
Jessica Kramer, Project Manager
Jessica.Kramer@et.eurofinsus.com
(432)704-5440

Table of Contents

Cover Page 1
Table of Contents 3
Definitions/Glossary 4
Case Narrative 6
Client Sample Results 8
Surrogate Summary 10
QC Sample Results 11
QC Association Summary 21
Lab Chronicle 23
Certification Summary 24
Method Summary 25
Sample Summary 26
Chain of Custody 27
Receipt Checklists 29

Released to Imaging: 3/21/2024 4:09:03 PM

Definitions/Glossary

Client: Ensolum
Job ID: 880-27393-1
Project/Site: Levey Well Hobbs, NM - 03B1417001
SDG: Hobbs NM

Qualifiers

GC/MS VOA

Qualifier	Qualifier Description
F1	MS and/or MSD recovery exceeds control limits.
U	Indicates the analyte was analyzed for but not detected.

HPLC/IC

Qualifier	Qualifier Description
B	Compound was found in the blank and sample.
H	Sample was prepped or analyzed beyond the specified holding time
J	Result is less than the RL but greater than or equal to the MDL and the concentration is an approximate value.
U	Indicates the analyte was analyzed for but not detected.

Metals

Qualifier	Qualifier Description
4	MS, MSD: The analyte present in the original sample is greater than 4 times the matrix spike concentration; therefore, control limits are not applicable.
E	Result exceeded calibration range.
F1	MS and/or MSD recovery exceeds control limits.
J	Result is less than the RL but greater than or equal to the MDL and the concentration is an approximate value.
U	Indicates the analyte was analyzed for but not detected.

General Chemistry

Qualifier	Qualifier Description
HF	Field parameter with a holding time of 15 minutes. Test performed by laboratory at client's request.
U	Indicates the analyte was analyzed for but not detected.

Glossary

Abbreviation	These commonly used abbreviations may or may not be present in this report.
¤	Listed under the "D" column to designate that the result is reported on a dry weight basis
%R	Percent Recovery
CFL	Contains Free Liquid
CFU	Colony Forming Unit
CNF	Contains No Free Liquid
DER	Duplicate Error Ratio (normalized absolute difference)
Dil Fac	Dilution Factor
DL	Detection Limit (DoD/DOE)
DL, RA, RE, IN	Indicates a Dilution, Re-analysis, Re-extraction, or additional Initial metals/anion analysis of the sample
DLC	Decision Level Concentration (Radiochemistry)
EDL	Estimated Detection Limit (Dioxin)
LOD	Limit of Detection (DoD/DOE)
LOQ	Limit of Quantitation (DoD/DOE)
MCL	EPA recommended "Maximum Contaminant Level"
MDA	Minimum Detectable Activity (Radiochemistry)
MDC	Minimum Detectable Concentration (Radiochemistry)
MDL	Method Detection Limit
ML	Minimum Level (Dioxin)
MPN	Most Probable Number
MQL	Method Quantitation Limit
NC	Not Calculated
ND	Not Detected at the reporting limit (or MDL or EDL if shown)
NEG	Negative / Absent
POS	Positive / Present
PQL	Practical Quantitation Limit
PRES	Presumptive
QC	Quality Control
RER	Relative Error Ratio (Radiochemistry)

Definitions/Glossary

Client: Ensolum
Job ID: 880-27393-1
Project/Site: Levey Well Hobbs, NM - 03B1417001
SDG: Hobbs NM

Glossary (Continued)

Abbreviation	These commonly used abbreviations may or may not be present in this report.
RL	Reporting Limit or Requested Limit (Radiochemistry)
RPD	Relative Percent Difference, a measure of the relative difference between two points
TEF	Toxicity Equivalent Factor (Dioxin)
TEQ	Toxicity Equivalent Quotient (Dioxin)
TNTC	Too Numerous To Count

Case Narrative

Client: Ensolum
Project/Site: Levey Well Hobbs, NM - 03B1417001

Job ID: 880-27393-1
SDG: Hobbs NM

Job ID: 880-27393-1

Laboratory: Eurofins Midland

Narrative

Job Narrative
880-27393-1

Receipt
The sample was received on 4/19/2023 5:08 PM. Unless otherwise noted below, the sample arrived in good condition, and, where required, properly preserved and on ice. The temperature of the cooler at receipt time was 5.0°C

GC/MS VOA
Method 8260C: The continuing calibration verification (CCV) associated with batch 860-99999 recovered outside acceptance criteria, low biased, for Chloromethane. A low level check standard was analyzed, and the target analytes are detected. Since the associated samples were non-detect for the analyte(s), the data are reported.

Method 8260C: The matrix spike(MS) recoveries for the following sample associated with analytical batch 860-99999 were outside control limits: (880-27393-E-1 MS). The associated laboratory control sample (LCS) recovery met acceptance criteria.

No additional analytical or quality issues were noted, other than those described above or in the Definitions/ Glossary page.

HPLC/IC
Method 300_ORGFM_28D: The method blank for analytical batch 860-99928 contained Chloride above the method detection limit (MDL). Associated sample(s) were not re-extracted and/or re-analyzed because results were greater than 10X the value found in the method blank.

Method 300_ORGFM_28D: The method blank for analytical batch 860-99928 contained Fluoride above the method detection limit (MDL).

Method 300_ORGFM_28D: The matrix spike / matrix spike duplicate (MS/MSD) recoveries for analytical batch 860-99928 were outside control limits. Sample matrix interference is suspected because the associated laboratory control sample/laboratory control sample duplicate (LCS/LCSD) recovery was within acceptance limits.

Method 300_ORGFM_28D: The instrument blank/CCB for analytical batch 860-99928 contained Chloride greater than the method detection limit (MDL), and were not reanalyzed because associated sample(s) results were greater than 10X the value found in the instrument blank/CCB. The data have been qualified and reported.

Method 300_ORGFM_28D: The instrument blank/CCB for analytical batch 860-99928 contained Fluoride greater than the method detection limit (MDL),therefore, re-extraction and/or re-analysis of samples was not performed. The data have been qualified and reported.

Method 300_ORGFM_28D: Due to the high concentration of Chloride, Fluoride and Sulfate, the matrix spike / matrix spike duplicate (MS/MSD) for analytical batch 860-99928 could not be evaluated for accuracy and precision. The associated laboratory control sample / laboratory control sample duplicate (LCS/LCSD) met acceptance criteria.

Method 300_ORGFMS: The matrix spike / matrix spike duplicate (MS/MSD) recoveries for analytical batch 860-99929 were outside control limits. Sample matrix interference is suspected because the associated laboratory control sample/laboratory control sample duplicate (LCS/LCSD) recovery was within acceptance limits.

Method 300_ORGFMS: The following sample was received outside of holding time: Levey Well (880-27393-1).

Method 300_ORGFMS: The instrument blank/CCB for analytical batch 860-99929 contained Nitrite as N greater than the method detection limit (MDL), and were not reanalyzed because none of the samples associated with this instrument blank/CCB contained the target compound. The data have been qualified and reported.

Method 300_ORGFMS: The method blank for preparation batch 860-99929 contained Nitrite as N above the method detection limit (MDL). None of the samples associated with this method blank contained the target compound; therefore, re-extraction and/or re-analysis of samples were not performed.

Case Narrative

Client: Ensolum
Project/Site: Levey Well Hobbs, NM - 03B1417001

Job ID: 880-27393-1
SDG: Hobbs NM

Job ID: 880-27393-1 (Continued)

Laboratory: Eurofins Midland (Continued)

No additional analytical or quality issues were noted, other than those described above or in the Definitions/ Glossary page.

Metals

Method 200.7: The matrix spike / matrix spike duplicate (MS/MSD) recoveries for preparation batch 860-100038 and analytical batch 860-100134 were outside control limits. Sample matrix interference is suspected because the associated laboratory control sample (LCS) recovery was within acceptance limits.

No additional analytical or quality issues were noted, other than those described above or in the Definitions/ Glossary page.

General Chemistry

No additional analytical or quality issues were noted, other than those described above or in the Definitions/ Glossary page.

Client Sample Results

Client: Ensolum
Project/Site: Levey Well Hobbs, NM - 03B1417001

Job ID: 880-27393-1
SDG: Hobbs NM

Client Sample ID: Levey Well

Date Collected: 04/19/23 13:50
Date Received: 04/19/23 17:08

Lab Sample ID: 880-27393-1

Matrix: Water

Method: SW846 8260C - Volatile Organic Compounds by GC/MS

Analyte	Result	Qualifier	RL		Unit	D	Prepared	Analyzed	Dil Fac
Benzene	**0.00215**		0.00100	0.000533	mg/L			04/24/23 14:04	1
Bromobenzene	<0.000665	U	0.00100	0.000665	mg/L			04/24/23 14:04	1
Bromochloromethane	<0.000657	U	0.00100	0.000657	mg/L			04/24/23 14:04	1
Bromodichloromethane	<0.000552	U	0.00100	0.000552	mg/L			04/24/23 14:04	1
Bromoform	<0.000633	U	0.00500	0.000633	mg/L			04/24/23 14:04	1
Bromomethane	<0.00142	U	0.00500	0.00142	mg/L			04/24/23 14:04	1
2-Butanone	<0.00828	U	0.0500	0.00828	mg/L			04/24/23 14:04	1
Carbon tetrachloride	<0.000896	U	0.00500	0.000896	mg/L			04/24/23 14:04	1
Chlorobenzene	<0.000530	U	0.00100	0.000530	mg/L			04/24/23 14:04	1
Chloroethane	<0.00198	U	0.0100	0.00198	mg/L			04/24/23 14:04	1
Chloroform	<0.000643	U	0.00100	0.000643	mg/L			04/24/23 14:04	1
Chloromethane	<0.00204	U	0.0100	0.00204	mg/L			04/24/23 14:04	1
2-Chlorotoluene	<0.00118	U	0.00200	0.00118	mg/L			04/24/23 14:04	1
4-Chlorotoluene	<0.000472	U	0.00100	0.000472	mg/L			04/24/23 14:04	1
cis-1,2-Dichloroethene	<0.000714	U	0.00100	0.000714	mg/L			04/24/23 14:04	1
cis-1,3-Dichloropropene	<0.00107	U	0.00500	0.00107	mg/L			04/24/23 14:04	1
Dibromochloromethane	<0.000547	U	0.00500	0.000547	mg/L			04/24/23 14:04	1
1,2-Dibromo-3-Chloropropane	<0.00127	U	0.00500	0.00127	mg/L			04/24/23 14:04	1
1,2-Dibromoethane	<0.000999	U	0.00500	0.000999	mg/L			04/24/23 14:04	1
1,2-Dichlorobenzene	<0.000509	U	0.00100	0.000509	mg/L			04/24/23 14:04	1
1,3-Dichlorobenzene	<0.000513	U	0.00100	0.000513	mg/L			04/24/23 14:04	1
1,4-Dichlorobenzene	<0.000513	U	0.00100	0.000513	mg/L			04/24/23 14:04	1
Dichlorodifluoromethane	<0.000919	U	0.00100	0.000919	mg/L			04/24/23 14:04	1
1,1-Dichloroethane	<0.000635	U	0.00100	0.000635	mg/L			04/24/23 14:04	1
1,2-Dichloroethane	<0.000590	U	0.00100	0.000590	mg/L			04/24/23 14:04	1
1,1-Dichloroethene	<0.000738	U	0.00100	0.000738	mg/L			04/24/23 14:04	1
1,2-Dichloropropane	<0.000667	U	0.00500	0.000667	mg/L			04/24/23 14:04	1
1,3-Dichloropropane	<0.000514	U	0.00500	0.000514	mg/L			04/24/23 14:04	1
2,2-Dichloropropane	<0.000780	U	0.00500	0.000780	mg/L			04/24/23 14:04	1
1,1-Dichloropropene	<0.00160	U	0.00500	0.00160	mg/L			04/24/23 14:04	1
Ethylbenzene	**0.00796**		0.00100	0.000411	mg/L			04/24/23 14:04	1
Hexachlorobutadiene	<0.00126	U	0.00500	0.00126	mg/L			04/24/23 14:04	1
Isopropylbenzene	**0.00385**		0.00100	0.000613	mg/L			04/24/23 14:04	1
Methylene Chloride	<0.00173	U	0.00500	0.00173	mg/L			04/24/23 14:04	1
m,p-Xylenes	**0.0299**	**F1**	0.0100	0.00124	mg/L			04/24/23 14:04	1
MTBE	<0.00139	U	0.00500	0.00139	mg/L			04/24/23 14:04	1
Naphthalene	<0.00135	U	0.0100	0.00135	mg/L			04/24/23 14:04	1
n-Butylbenzene	<0.000644	U	0.00100	0.000644	mg/L			04/24/23 14:04	1
N-Propylbenzene	<0.000498	U	0.00100	0.000498	mg/L			04/24/23 14:04	1
o-Xylene	**0.00505**		0.00100	0.000551	mg/L			04/24/23 14:04	1
p-Cymene (p-Isopropyltoluene)	<0.000919	U	0.00100	0.000919	mg/L			04/24/23 14:04	1
sec-Butylbenzene	<0.000468	U	0.00100	0.000468	mg/L			04/24/23 14:04	1
Styrene	<0.000655	U	0.00100	0.000655	mg/L			04/24/23 14:04	1
tert-Butylbenzene	<0.000442	U	0.00100	0.000442	mg/L			04/24/23 14:04	1
1,1,1,2-Tetrachloroethane	<0.000644	U	0.00100	0.000644	mg/L			04/24/23 14:04	1
1,1,2,2-Tetrachloroethane	<0.000470	U	0.00100	0.000470	mg/L			04/24/23 14:04	1
Tetrachloroethene	<0.000801	U	0.00100	0.000801	mg/L			04/24/23 14:04	1
Toluene	**0.0190**		0.00100	0.000475	mg/L			04/24/23 14:04	1
trans-1,2-Dichloroethene	<0.000945	U	0.00100	0.000945	mg/L			04/24/23 14:04	1

Client Sample Results

Client: Ensolum
Project/Site: Levey Well Hobbs, NM - 03B1417001

Job ID: 880-27393-1
SDG: Hobbs NM

Client Sample ID: Levey Well

Date Collected: 04/19/23 13:50
Date Received: 04/19/23 17:08

Lab Sample ID: 880-27393-1

Matrix: Water

Method: SW846 8260C - Volatile Organic Compounds by GC/MS (Continued)

Analyte	Result	Qualifier	RL		Unit	D	Prepared	Analyzed	Dil Fac
trans-1,3-Dichloropropene	<0.00127	U	0.00500	0.00127	mg/L			04/24/23 14:04	1
1,2,3-Trichlorobenzene	<0.00217	U	0.00500	0.00217	mg/L			04/24/23 14:04	1
1,2,4-Trichlorobenzene	<0.00175	U	0.00500	0.00175	mg/L			04/24/23 14:04	1
1,1,1-Trichloroethane	<0.00169	U	0.00500	0.00169	mg/L			04/24/23 14:04	1
1,1,2-Trichloroethane	<0.000511	U	0.00100	0.000511	mg/L			04/24/23 14:04	1
Trichloroethene	<0.000791	U	0.00500	0.000791	mg/L			04/24/23 14:04	1
Trichlorofluoromethane	<0.000638	U	0.00100	0.000638	mg/L			04/24/23 14:04	1
1,2,3-Trichloropropane	<0.000490	U	0.00100	0.000490	mg/L			04/24/23 14:04	1
1,2,4-Trimethylbenzene	**0.00712**		0.00100	0.000417	mg/L			04/24/23 14:04	1
1,3,5-Trimethylbenzene	**0.00240**		0.00100	0.000456	mg/L			04/24/23 14:04	1
Vinyl chloride	<0.000638	U	0.00200	0.000638	mg/L			04/24/23 14:04	1
Xylenes, Total	**0.0350**		0.0100	0.00124	mg/L			04/24/23 14:04	1

Surrogate	*%Recovery*	*Qualifier*	*Limits*	*Prepared*	*Analyzed*	*Dil Fac*
4-Bromofluorobenzene (Surr)	*109*		*74 - 124*		*04/24/23 14:04*	*1*
Dibromofluoromethane (Surr)	*101*		*75 - 131*		*04/24/23 14:04*	*1*
1,2-Dichloroethane-d4 (Surr)	*105*		*63 - 144*		*04/24/23 14:04*	*1*
Toluene-d8 (Surr)	*115*		*80 - 117*		*04/24/23 14:04*	*1*

Method: EPA 300.0 - Anions, Ion Chromatography

Analyte	Result	Qualifier	RL		Unit	D	Prepared	Analyzed	Dil Fac
Bromide	<0.0711	U	0.500	0.0711	mg/L			04/22/23 06:05	1
Nitrate as N	**0.103**	**H**	0.100	0.0391	mg/L			04/22/23 06:05	1
Chloride	**214**	**B**	0.500	0.250	mg/L			04/22/23 06:05	1
Nitrite as N	<0.0293	U H	0.100	0.0293	mg/L			04/22/23 06:05	1
Fluoride	**0.225**	**J B**	0.500	0.100	mg/L			04/22/23 06:05	1
Sulfate	**47.9**		0.500	0.200	mg/L			04/22/23 06:05	1

Method: EPA 200.7 Rev 4.4 - Metals (ICP) - Total Recoverable

Analyte	Result	Qualifier	RL		Unit	D	Prepared	Analyzed	Dil Fac
Calcium	**256**		10.0	5.76	mg/L		04/24/23 09:30	04/24/23 14:31	50
Magnesium	**47.5**	**F1**	0.200	0.0428	mg/L		04/24/23 09:30	04/24/23 14:13	1
Potassium	**4.03**		0.500	0.0914	mg/L		04/24/23 09:30	04/24/23 14:13	1
Sodium	**74.6**	**F1**	0.500	0.152	mg/L		04/24/23 09:30	04/24/23 14:13	1
SiO2	**62.9**		1.07	0.471	mg/L		04/24/23 09:30	04/24/23 14:13	1

General Chemistry

Analyte	Result	Qualifier	RL		Unit	D	Prepared	Analyzed	Dil Fac
Anion/Cation Balance (SM 1030E)	**-8.67**				%			04/25/23 09:52	1
Alkalinity (SM 2320B)	**735**		4.00	4.00	mg/L			04/24/23 11:54	1
Bicarbonate Alkalinity as CaCO3 (SM 2320B)	**735**		4.00	4.00	mg/L			04/24/23 11:54	1
Carbonate Alkalinity as CaCO3 (SM 2320B)	<4.00	U	4.00	4.00	mg/L			04/24/23 11:54	1
Hydroxide Alkalinity (SM 2320B)	<4.00	U	4.00	4.00	mg/L			04/24/23 11:54	1
Phenolphthalein Alkalinity (SM 2320B)	<4.00	U	4.00	4.00	mg/L			04/24/23 11:54	1
Total Dissolved Solids (SM 2540C)	**1810**		20.0	20.0	mg/L			04/24/23 10:40	1
pH (SM 4500 H+ B)	**6.4**	**HF**			SU			04/24/23 12:57	1
Temperature (SM 4500 H+ B)	**17.2**	**HF**			Degrees C			04/24/23 12:57	1

Surrogate Summary

Client: Ensolum
Project/Site: Levey Well Hobbs, NM - 03B1417001

Job ID: 880-27393-1
SDG: Hobbs NM

Method: 8260C - Volatile Organic Compounds by GC/MS

Matrix: Water

Prep Type: Total/NA

		Percent Surrogate Recovery (Acceptance Limits)			
		BFB	DBFM	DCA	TOL
Lab Sample ID	**Client Sample ID**	**(74-124)**	**(75-131)**	**(63-144)**	**(80-117)**
880-27393-1	Levey Well	109	101	105	115
880-27393-1 MS	Levey Well	103	101	105	101
LCS 860-99999/3	Lab Control Sample	91	104	99	101
LCSD 860-99999/4	Lab Control Sample Dup	97	106	94	100
MB 860-99999/9	Method Blank	104	103	100	107

Surrogate Legend

BFB = 4-Bromofluorobenzene (Surr)
DBFM = Dibromofluoromethane (Surr)
DCA = 1,2-Dichloroethane-d4 (Surr)
TOL = Toluene-d8 (Surr)

QC Sample Results

Client: Ensolum
Project/Site: Levey Well Hobbs, NM - 03B1417001

Job ID: 880-27393-1
SDG: Hobbs NM

Method: 8260C - Volatile Organic Compounds by GC/MS

Lab Sample ID: MB 860-99999/9
Matrix: Water
Analysis Batch: 99999

Client Sample ID: Method Blank
Prep Type: Total/NA

Analyte	MB Result	MB Qualifier	RL		Unit	D	Prepared	Analyzed	Dil Fac
Benzene	<0.000533	U	0.00100	0.000533	mg/L			04/24/23 13:03	1
Bromobenzene	<0.000665	U	0.00100	0.000665	mg/L			04/24/23 13:03	1
Bromochloromethane	<0.000657	U	0.00100	0.000657	mg/L			04/24/23 13:03	1
Bromodichloromethane	<0.000552	U	0.00100	0.000552	mg/L			04/24/23 13:03	1
Bromoform	<0.000633	U	0.00500	0.000633	mg/L			04/24/23 13:03	1
Bromomethane	<0.00142	U	0.00500	0.00142	mg/L			04/24/23 13:03	1
2-Butanone	<0.00828	U	0.0500	0.00828	mg/L			04/24/23 13:03	1
Carbon tetrachloride	<0.000896	U	0.00500	0.000896	mg/L			04/24/23 13:03	1
Chlorobenzene	<0.000530	U	0.00100	0.000530	mg/L			04/24/23 13:03	1
Chloroethane	<0.00198	U	0.0100	0.00198	mg/L			04/24/23 13:03	1
Chloroform	<0.000643	U	0.00100	0.000643	mg/L			04/24/23 13:03	1
Chloromethane	<0.00204	U	0.0100	0.00204	mg/L			04/24/23 13:03	1
2-Chlorotoluene	<0.00118	U	0.00200	0.00118	mg/L			04/24/23 13:03	1
4-Chlorotoluene	<0.000472	U	0.00100	0.000472	mg/L			04/24/23 13:03	1
cis-1,2-Dichloroethene	<0.000714	U	0.00100	0.000714	mg/L			04/24/23 13:03	1
cis-1,3-Dichloropropene	<0.00107	U	0.00500	0.00107	mg/L			04/24/23 13:03	1
Dibromochloromethane	<0.000547	U	0.00500	0.000547	mg/L			04/24/23 13:03	1
1,2-Dibromo-3-Chloropropane	<0.00127	U	0.00500	0.00127	mg/L			04/24/23 13:03	1
1,2-Dibromoethane	<0.000999	U	0.00500	0.000999	mg/L			04/24/23 13:03	1
1,2-Dichlorobenzene	<0.000509	U	0.00100	0.000509	mg/L			04/24/23 13:03	1
1,3-Dichlorobenzene	<0.000513	U	0.00100	0.000513	mg/L			04/24/23 13:03	1
1,4-Dichlorobenzene	<0.000513	U	0.00100	0.000513	mg/L			04/24/23 13:03	1
Dichlorodifluoromethane	<0.000919	U	0.00100	0.000919	mg/L			04/24/23 13:03	1
1,1-Dichloroethane	<0.000635	U	0.00100	0.000635	mg/L			04/24/23 13:03	1
1,2-Dichloroethane	<0.000590	U	0.00100	0.000590	mg/L			04/24/23 13:03	1
1,1-Dichloroethene	<0.000738	U	0.00100	0.000738	mg/L			04/24/23 13:03	1
1,2-Dichloropropane	<0.000667	U	0.00500	0.000667	mg/L			04/24/23 13:03	1
1,3-Dichloropropane	<0.000514	U	0.00500	0.000514	mg/L			04/24/23 13:03	1
2,2-Dichloropropane	<0.000780	U	0.00500	0.000780	mg/L			04/24/23 13:03	1
1,1-Dichloropropene	<0.00160	U	0.00500	0.00160	mg/L			04/24/23 13:03	1
Ethylbenzene	<0.000411	U	0.00100	0.000411	mg/L			04/24/23 13:03	1
Hexachlorobutadiene	<0.00126	U	0.00500	0.00126	mg/L			04/24/23 13:03	1
Isopropylbenzene	<0.000613	U	0.00100	0.000613	mg/L			04/24/23 13:03	1
Methylene Chloride	<0.00173	U	0.00500	0.00173	mg/L			04/24/23 13:03	1
m,p-Xylenes	<0.00124	U	0.0100	0.00124	mg/L			04/24/23 13:03	1
MTBE	<0.00139	U	0.00500	0.00139	mg/L			04/24/23 13:03	1
Naphthalene	<0.00135	U	0.0100	0.00135	mg/L			04/24/23 13:03	1
n-Butylbenzene	<0.000644	U	0.00100	0.000644	mg/L			04/24/23 13:03	1
N-Propylbenzene	<0.000498	U	0.00100	0.000498	mg/L			04/24/23 13:03	1
o-Xylene	<0.000551	U	0.00100	0.000551	mg/L			04/24/23 13:03	1
p-Cymene (p-Isopropyltoluene)	<0.000919	U	0.00100	0.000919	mg/L			04/24/23 13:03	1
sec-Butylbenzene	<0.000468	U	0.00100	0.000468	mg/L			04/24/23 13:03	1
Styrene	<0.000655	U	0.00100	0.000655	mg/L			04/24/23 13:03	1
tert-Butylbenzene	<0.000442	U	0.00100	0.000442	mg/L			04/24/23 13:03	1
1,1,1,2-Tetrachloroethane	<0.000644	U	0.00100	0.000644	mg/L			04/24/23 13:03	1
1,1,2,2-Tetrachloroethane	<0.000470	U	0.00100	0.000470	mg/L			04/24/23 13:03	1
Tetrachloroethene	<0.000801	U	0.00100	0.000801	mg/L			04/24/23 13:03	1
Toluene	<0.000475	U	0.00100	0.000475	mg/L			04/24/23 13:03	1

QC Sample Results

Client: Ensolum
Project/Site: Levey Well Hobbs, NM - 03B1417001

Job ID: 880-27393-1
SDG: Hobbs NM

Method: 8260C - Volatile Organic Compounds by GC/MS (Continued)

Lab Sample ID: MB 860-99999/9
Matrix: Water
Analysis Batch: 99999

Client Sample ID: Method Blank
Prep Type: Total/NA

Analyte	MB Result	MB Qualifier	RL		Unit	D	Prepared	Analyzed	Dil Fac
trans-1,2-Dichloroethene	<0.000945	U	0.00100	0.000945	mg/L			04/24/23 13:03	1
trans-1,3-Dichloropropene	<0.00127	U	0.00500	0.00127	mg/L			04/24/23 13:03	1
1,2,3-Trichlorobenzene	<0.00217	U	0.00500	0.00217	mg/L			04/24/23 13:03	1
1,2,4-Trichlorobenzene	<0.00175	U	0.00500	0.00175	mg/L			04/24/23 13:03	1
1,1,1-Trichloroethane	<0.00169	U	0.00500	0.00169	mg/L			04/24/23 13:03	1
1,1,2-Trichloroethane	<0.000511	U	0.00100	0.000511	mg/L			04/24/23 13:03	1
Trichloroethene	<0.000791	U	0.00500	0.000791	mg/L			04/24/23 13:03	1
Trichlorofluoromethane	<0.000638	U	0.00100	0.000638	mg/L			04/24/23 13:03	1
1,2,3-Trichloropropane	<0.000490	U	0.00100	0.000490	mg/L			04/24/23 13:03	1
1,2,4-Trimethylbenzene	<0.000417	U	0.00100	0.000417	mg/L			04/24/23 13:03	1
1,3,5-Trimethylbenzene	<0.000456	U	0.00100	0.000456	mg/L			04/24/23 13:03	1
Vinyl chloride	<0.000638	U	0.00200	0.000638	mg/L			04/24/23 13:03	1
Xylenes, Total	<0.00124	U	0.0100	0.00124	mg/L			04/24/23 13:03	1

Surrogate	*MB %Recovery*	*MB Qualifier*	*Limits*	*Prepared*	*Analyzed*	*Dil Fac*
4-Bromofluorobenzene (Surr)	*104*		*74 - 124*		*04/24/23 13:03*	*1*
Dibromofluoromethane (Surr)	*103*		*75 - 131*		*04/24/23 13:03*	*1*
1,2-Dichloroethane-d4 (Surr)	*100*		*63 - 144*		*04/24/23 13:03*	*1*
Toluene-d8 (Surr)	*107*		*80 - 117*		*04/24/23 13:03*	*1*

Lab Sample ID: LCS 860-99999/3
Matrix: Water
Analysis Batch: 99999

Client Sample ID: Lab Control Sample
Prep Type: Total/NA

Analyte	Spike Added	LCS Result	LCS Qualifier	Unit	D	%Rec	%Rec Limits
Benzene	0.0500	0.04879		mg/L		98	75 - 125
Bromobenzene	0.0500	0.04611		mg/L		92	75 - 125
Bromochloromethane	0.0500	0.04888		mg/L		98	60 - 140
Bromodichloromethane	0.0500	0.04276		mg/L		86	75 - 125
Bromoform	0.0500	0.04267		mg/L		85	70 - 130
Bromomethane	0.0500	0.05321		mg/L		106	60 - 140
2-Butanone	0.250	0.2320		mg/L		93	60 - 140
Carbon tetrachloride	0.0500	0.05671		mg/L		113	70 - 130
Chlorobenzene	0.0500	0.04722		mg/L		94	65 - 135
Chloroethane	0.0500	0.04808		mg/L		96	60 - 140
Chloroform	0.0500	0.04707		mg/L		94	70 - 121
Chloromethane	0.0500	0.04872		mg/L		97	60 - 140
2-Chlorotoluene	0.0500	0.04993		mg/L		100	73 - 125
4-Chlorotoluene	0.0500	0.04780		mg/L		96	74 - 125
cis-1,2-Dichloroethene	0.0500	0.04751		mg/L		95	75 - 125
cis-1,3-Dichloropropene	0.0500	0.04515		mg/L		90	74 - 125
Dibromochloromethane	0.0500	0.04949		mg/L		99	73 - 125
1,2-Dibromo-3-Chloropropane	0.0500	0.04166		mg/L		83	59 - 125
1,2-Dibromoethane	0.0500	0.04309		mg/L		86	73 - 125
1,2-Dichlorobenzene	0.0500	0.04899		mg/L		98	75 - 125
1,3-Dichlorobenzene	0.0500	0.04671		mg/L		93	75 - 125
1,4-Dichlorobenzene	0.0500	0.04717		mg/L		94	75 - 125
Dichlorodifluoromethane	0.0500	0.03864		mg/L		77	70 - 130

QC Sample Results

Client: Ensolum
Project/Site: Levey Well Hobbs, NM - 03B1417001

Job ID: 880-27393-1
SDG: Hobbs NM

Method: 8260C - Volatile Organic Compounds by GC/MS (Continued)

Lab Sample ID: LCS 860-99999/3
Matrix: Water
Analysis Batch: 99999

Client Sample ID: Lab Control Sample
Prep Type: Total/NA

Analyte	Spike Added	LCS Result	LCS Qualifier	Unit	D	%Rec	%Rec Limits
1,1-Dichloroethane	0.0500	0.05155		mg/L		103	70 - 130
1,2-Dichloroethane	0.0500	0.04282		mg/L		86	72 - 130
1,1-Dichloroethene	0.0500	0.05556		mg/L		111	50 - 150
1,2-Dichloropropane	0.0500	0.04926		mg/L		99	74 - 125
1,3-Dichloropropane	0.0500	0.04510		mg/L		90	75 - 125
2,2-Dichloropropane	0.0500	0.06083		mg/L		122	75 - 125
1,1-Dichloropropene	0.0500	0.05618		mg/L		112	75 - 125
Ethylbenzene	0.0500	0.04709		mg/L		94	75 - 125
Hexachlorobutadiene	0.0500	0.06035		mg/L		121	75 - 125
Isopropylbenzene	0.0500	0.05308		mg/L		106	75 - 125
Methylene Chloride	0.0500	0.05031		mg/L		101	75 - 125
m,p-Xylenes	0.0500	0.04882		mg/L		98	75 - 125
MTBE	0.0500	0.04393		mg/L		88	65 - 135
Naphthalene	0.0500	0.04646		mg/L		93	70 - 130
n-Butylbenzene	0.0500	0.05523		mg/L		110	75 - 125
N-Propylbenzene	0.0500	0.05148		mg/L		103	75 - 125
o-Xylene	0.0500	0.05069		mg/L		101	75 - 125
p-Cymene (p-Isopropyltoluene)	0.0500	0.05434		mg/L		109	75 - 125
sec-Butylbenzene	0.0500	0.05469		mg/L		109	75 - 125
Styrene	0.0500	0.04811		mg/L		96	75 - 125
tert-Butylbenzene	0.0500	0.05089		mg/L		102	75 - 125
1,1,1,2-Tetrachloroethane	0.0500	0.04729		mg/L		95	72 - 125
1,1,2,2-Tetrachloroethane	0.0500	0.04388		mg/L		88	74 - 125
Tetrachloroethene	0.0500	0.05381		mg/L		108	71 - 125
Toluene	0.0500	0.04868		mg/L		97	70 - 130
trans-1,2-Dichloroethene	0.0500	0.05029		mg/L		101	75 - 125
trans-1,3-Dichloropropene	0.0500	0.04193		mg/L		84	66 - 125
1,2,3-Trichlorobenzene	0.0500	0.04947		mg/L		99	75 - 137
1,2,4-Trichlorobenzene	0.0500	0.05262		mg/L		105	75 - 135
1,1,1-Trichloroethane	0.0500	0.04965		mg/L		99	70 - 130
1,1,2-Trichloroethane	0.0500	0.04762		mg/L		95	70 - 130
Trichloroethene	0.0500	0.04796		mg/L		96	75 - 135
Trichlorofluoromethane	0.0500	0.06540		mg/L		131	60 - 140
1,2,3-Trichloropropane	0.0500	0.04618		mg/L		92	75 - 125
1,2,4-Trimethylbenzene	0.0500	0.04947		mg/L		99	75 - 125
1,3,5-Trimethylbenzene	0.0500	0.05093		mg/L		102	60 - 140
Vinyl chloride	0.0500	0.05168		mg/L		103	60 - 140

Surrogate	*LCS %Recovery*	*LCS Qualifier*	*Limits*
4-Bromofluorobenzene (Surr)	*91*		*74 - 124*
Dibromofluoromethane (Surr)	*104*		*75 - 131*
1,2-Dichloroethane-d4 (Surr)	*99*		*63 - 144*
Toluene-d8 (Surr)	*101*		*80 - 117*

QC Sample Results

Client: Ensolum
Project/Site: Levey Well Hobbs, NM - 03B1417001

Job ID: 880-27393-1
SDG: Hobbs NM

Method: 8260C - Volatile Organic Compounds by GC/MS (Continued)

Lab Sample ID: LCSD 860-99999/4
Matrix: Water
Analysis Batch: 99999

Client Sample ID: Lab Control Sample Dup
Prep Type: Total/NA

Analyte	Spike Added	LCSD Result	LCSD Qualifier	Unit	D	%Rec	%Rec Limits	RPD	RPD Limit
Benzene	0.0500	0.04768		mg/L		95	75 - 125	2	25
Bromobenzene	0.0500	0.04818		mg/L		96	75 - 125	4	25
Bromochloromethane	0.0500	0.05139		mg/L		103	60 - 140	5	25
Bromodichloromethane	0.0500	0.04269		mg/L		85	75 - 125	0	25
Bromoform	0.0500	0.04452		mg/L		89	70 - 130	4	25
Bromomethane	0.0500	0.04879		mg/L		98	60 - 140	9	25
2-Butanone	0.250	0.2381		mg/L		95	60 - 140	3	25
Carbon tetrachloride	0.0500	0.05972		mg/L		119	70 - 130	5	25
Chlorobenzene	0.0500	0.04840		mg/L		97	65 - 135	2	25
Chloroethane	0.0500	0.04809		mg/L		96	60 - 140	0	25
Chloroform	0.0500	0.04873		mg/L		97	70 - 121	3	25
Chloromethane	0.0500	0.04601		mg/L		92	60 - 140	6	25
2-Chlorotoluene	0.0500	0.04833		mg/L		97	73 - 125	3	25
4-Chlorotoluene	0.0500	0.04688		mg/L		94	74 - 125	2	25
cis-1,2-Dichloroethene	0.0500	0.05078		mg/L		102	75 - 125	7	25
cis-1,3-Dichloropropene	0.0500	0.04661		mg/L		93	74 - 125	3	25
Dibromochloromethane	0.0500	0.04903		mg/L		98	73 - 125	1	25
1,2-Dibromo-3-Chloropropane	0.0500	0.04258		mg/L		85	59 - 125	2	25
1,2-Dibromoethane	0.0500	0.04695		mg/L		94	73 - 125	9	25
1,2-Dichlorobenzene	0.0500	0.04785		mg/L		96	75 - 125	2	25
1,3-Dichlorobenzene	0.0500	0.04734		mg/L		95	75 - 125	1	25
1,4-Dichlorobenzene	0.0500	0.04614		mg/L		92	75 - 125	2	25
Dichlorodifluoromethane	0.0500	0.03692		mg/L		74	70 - 130	5	25
1,1-Dichloroethane	0.0500	0.05302		mg/L		106	70 - 130	3	25
1,2-Dichloroethane	0.0500	0.04338		mg/L		87	72 - 130	1	25
1,1-Dichloroethene	0.0500	0.05896		mg/L		118	50 - 150	6	25
1,2-Dichloropropane	0.0500	0.04639		mg/L		93	74 - 125	6	25
1,3-Dichloropropane	0.0500	0.04614		mg/L		92	75 - 125	2	25
2,2-Dichloropropane	0.0500	0.05526		mg/L		111	75 - 125	10	25
1,1-Dichloropropene	0.0500	0.05809		mg/L		116	75 - 125	3	25
Ethylbenzene	0.0500	0.04940		mg/L		99	75 - 125	5	25
Hexachlorobutadiene	0.0500	0.05990		mg/L		120	75 - 125	1	25
Isopropylbenzene	0.0500	0.05368		mg/L		107	75 - 125	1	25
Methylene Chloride	0.0500	0.05271		mg/L		105	75 - 125	5	25
m,p-Xylenes	0.0500	0.05031		mg/L		101	75 - 125	3	25
MTBE	0.0500	0.04770		mg/L		95	65 - 135	8	25
Naphthalene	0.0500	0.04459		mg/L		89	70 - 130	4	25
n-Butylbenzene	0.0500	0.05282		mg/L		106	75 - 125	4	25
N-Propylbenzene	0.0500	0.04961		mg/L		99	75 - 125	4	25
o-Xylene	0.0500	0.05022		mg/L		100	75 - 125	1	25
p-Cymene (p-Isopropyltoluene)	0.0500	0.05180		mg/L		104	75 - 125	5	25
sec-Butylbenzene	0.0500	0.05225		mg/L		104	75 - 125	5	25
Styrene	0.0500	0.04947		mg/L		99	75 - 125	3	25
tert-Butylbenzene	0.0500	0.05232		mg/L		105	75 - 125	3	25
1,1,1,2-Tetrachloroethane	0.0500	0.04554		mg/L		91	72 - 125	4	25
1,1,2,2-Tetrachloroethane	0.0500	0.04391		mg/L		88	74 - 125	0	25
Tetrachloroethene	0.0500	0.05202		mg/L		104	71 - 125	3	25
Toluene	0.0500	0.04783		mg/L		96	70 - 130	2	25

QC Sample Results

Client: Ensolum
Project/Site: Levey Well Hobbs, NM - 03B1417001

Job ID: 880-27393-1
SDG: Hobbs NM

Method: 8260C - Volatile Organic Compounds by GC/MS (Continued)

Lab Sample ID: LCSD 860-99999/4
Matrix: Water
Analysis Batch: 99999

Client Sample ID: Lab Control Sample Dup
Prep Type: Total/NA

Analyte			Spike Added	LCSD Result	LCSD Qualifier	Unit	D	%Rec	%Rec Limits	RPD	RPD Limit
trans-1,2-Dichloroethene			0.0500	0.05621		mg/L		112	75 - 125	11	25
trans-1,3-Dichloropropene			0.0500	0.04427		mg/L		89	66 - 125	5	25
1,2,3-Trichlorobenzene			0.0500	0.04259		mg/L		85	75 - 137	15	25
1,2,4-Trichlorobenzene			0.0500	0.05060		mg/L		101	75 - 135	4	25
1,1,1-Trichloroethane			0.0500	0.05279		mg/L		106	70 - 130	6	25
1,1,2-Trichloroethane			0.0500	0.04908		mg/L		98	70 - 130	3	25
Trichloroethene			0.0500	0.05197		mg/L		104	75 - 135	8	25
Trichlorofluoromethane			0.0500	0.05764		mg/L		115	60 - 140	13	25
1,2,3-Trichloropropane			0.0500	0.04627		mg/L		93	75 - 125	0	25
1,2,4-Trimethylbenzene			0.0500	0.04747		mg/L		95	75 - 125	4	25
1,3,5-Trimethylbenzene			0.0500	0.04925		mg/L		99	60 - 140	3	25
Vinyl chloride			0.0500	0.04945		mg/L		99	60 - 140	4	25

Surrogate	*LCSD %Recovery*	*LCSD Qualifier*	*Limits*
4-Bromofluorobenzene (Surr)	*97*		*74 - 124*
Dibromofluoromethane (Surr)	*106*		*75 - 131*
1,2-Dichloroethane-d4 (Surr)	*94*		*63 - 144*
Toluene-d8 (Surr)	*100*		*80 - 117*

Lab Sample ID: 880-27393-1 MS
Matrix: Water
Analysis Batch: 99999

Client Sample ID: Levey Well
Prep Type: Total/NA

Analyte	Sample Result	Sample Qualifier	Spike Added	MS Result	MS Qualifier	Unit	D	%Rec	%Rec Limits		
Benzene	0.00215		0.0500	0.04335		mg/L		82	66 - 142		
Bromobenzene	<0.000665	U	0.0500	0.04365		mg/L		87	75 - 125		
Bromochloromethane	<0.000657	U	0.0500	0.04124		mg/L		82	60 - 140		
Bromodichloromethane	<0.000552	U	0.0500	0.03904		mg/L		78	75 - 125		
Bromoform	<0.000633	U	0.0500	0.04158		mg/L		83	75 - 125		
Bromomethane	<0.00142	U	0.0500	0.04504		mg/L		90	60 - 140		
2-Butanone	<0.00828	U	0.250	0.2096		mg/L		84	60 - 140		
Carbon tetrachloride	<0.000896	U	0.0500	0.04055		mg/L		81	62 - 125		
Chlorobenzene	<0.000530	U	0.0500	0.04156		mg/L		83	60 - 133		
Chloroethane	<0.00198	U	0.0500	0.04196		mg/L		84	60 - 140		
Chloroform	<0.000643	U	0.0500	0.04085		mg/L		82	70 - 130		
Chloromethane	<0.00204	U	0.0500	0.05940		mg/L		119	60 - 140		
2-Chlorotoluene	<0.00118	U	0.0500	0.04546		mg/L		91	73 - 125		
4-Chlorotoluene	<0.000472	U	0.0500	0.04354		mg/L		87	74 - 125		
cis-1,2-Dichloroethene	<0.000714	U	0.0500	0.04157		mg/L		83	75 - 125		
cis-1,3-Dichloropropene	<0.00107	U	0.0500	0.04103		mg/L		82	74 - 125		
Dibromochloromethane	<0.000547	U	0.0500	0.04084		mg/L		82	73 - 125		
1,2-Dibromo-3-Chloropropane	<0.00127	U	0.0500	0.04877		mg/L		98	59 - 125		
1,2-Dibromoethane	<0.000999	U	0.0500	0.04022		mg/L		80	73 - 125		
1,2-Dichlorobenzene	<0.000509	U	0.0500	0.04442		mg/L		89	75 - 125		
1,3-Dichlorobenzene	<0.000513	U	0.0500	0.04349		mg/L		87	75 - 125		
1,4-Dichlorobenzene	<0.000513	U	0.0500	0.04241		mg/L		85	75 - 125		
Dichlorodifluoromethane	<0.000919	U	0.0500	0.03689		mg/L		74	70 - 130		
1,1-Dichloroethane	<0.000635	U	0.0500	0.04012		mg/L		80	72 - 125		

QC Sample Results

Client: Ensolum
Project/Site: Levey Well Hobbs, NM - 03B1417001

Job ID: 880-27393-1
SDG: Hobbs NM

Method: 8260C - Volatile Organic Compounds by GC/MS (Continued)

Lab Sample ID: 880-27393-1 MS
Matrix: Water
Analysis Batch: 99999

Client Sample ID: Levey Well
Prep Type: Total/NA

Analyte	Sample Result	Sample Qualifier	Spike Added	MS Result	MS Qualifier	Unit	D	%Rec	%Rec Limits
1,2-Dichloroethane	<0.000590	U	0.0500	0.03948		mg/L		79	68 - 127
1,1-Dichloroethene	<0.000738	U	0.0500	0.04162		mg/L		83	59 - 172
1,2-Dichloropropane	<0.000667	U	0.0500	0.04327		mg/L		87	74 - 125
1,3-Dichloropropane	<0.000514	U	0.0500	0.04017		mg/L		80	75 - 125
2,2-Dichloropropane	<0.000780	U	0.0500	0.04789		mg/L		96	75 - 125
1,1-Dichloropropene	<0.00160	U	0.0500	0.04080		mg/L		82	75 - 125
Ethylbenzene	0.00796		0.0500	0.05484		mg/L		94	75 - 125
Hexachlorobutadiene	<0.00126	U	0.0500	0.04472		mg/L		89	75 - 125
Isopropylbenzene	0.00385		0.0500	0.04956		mg/L		91	75 - 125
Methylene Chloride	<0.00173	U	0.0500	0.04417		mg/L		88	75 - 125
m,p-Xylenes	0.0299	F1	0.0500	0.1051	F1	mg/L		150	75 - 125
MTBE	<0.00139	U	0.0500	0.03987		mg/L		80	65 - 135
Naphthalene	<0.00135	U	0.0500	0.04412		mg/L		88	70 - 130
n-Butylbenzene	<0.000644	U	0.0500	0.04299		mg/L		86	75 - 125
N-Propylbenzene	<0.000498	U	0.0500	0.04587		mg/L		92	75 - 125
o-Xylene	0.00505		0.0500	0.05303		mg/L		96	75 - 125
p-Cymene (p-Isopropyltoluene)	<0.000919	U	0.0500	0.04257		mg/L		85	75 - 125
sec-Butylbenzene	<0.000468	U	0.0500	0.04236		mg/L		85	75 - 125
Styrene	<0.000655	U	0.0500	0.04211		mg/L		84	75 - 125
tert-Butylbenzene	<0.000442	U	0.0500	0.04175		mg/L		83	75 - 125
1,1,1,2-Tetrachloroethane	<0.000644	U	0.0500	0.04063		mg/L		81	72 - 125
1,1,2,2-Tetrachloroethane	<0.000470	U	0.0500	0.04579		mg/L		92	74 - 125
Tetrachloroethene	<0.000801	U	0.0500	0.03912		mg/L		78	71 - 125
Toluene	0.0190		0.0500	0.07211		mg/L		106	59 - 139
trans-1,2-Dichloroethene	<0.000945	U	0.0500	0.03873		mg/L		77	75 - 125
trans-1,3-Dichloropropene	<0.00127	U	0.0500	0.04092		mg/L		82	66 - 125
1,2,3-Trichlorobenzene	<0.00217	U	0.0500	0.04197		mg/L		84	75 - 137
1,2,4-Trichlorobenzene	<0.00175	U	0.0500	0.04530		mg/L		91	75 - 135
1,1,1-Trichloroethane	<0.00169	U	0.0500	0.04171		mg/L		83	75 - 125
1,1,2-Trichloroethane	<0.000511	U	0.0500	0.04408		mg/L		88	75 - 127
Trichloroethene	<0.000791	U	0.0500	0.04124		mg/L		82	62 - 137
Trichlorofluoromethane	<0.000638	U	0.0500	0.03993		mg/L		80	60 - 140
1,2,3-Trichloropropane	<0.000490	U	0.0500	0.04568		mg/L		91	75 - 125
1,2,4-Trimethylbenzene	0.00712		0.0500	0.05707		mg/L		100	75 - 125
1,3,5-Trimethylbenzene	0.00240		0.0500	0.04655		mg/L		88	70 - 125
Vinyl chloride	<0.000638	U	0.0500	0.04872		mg/L		97	60 - 140

Surrogate	*MS %Recovery*	*MS Qualifier*	*Limits*
4-Bromofluorobenzene (Surr)	*103*		*74 - 124*
Dibromofluoromethane (Surr)	*101*		*75 - 131*
1,2-Dichloroethane-d4 (Surr)	*105*		*63 - 144*
Toluene-d8 (Surr)	*101*		*80 - 117*

QC Sample Results

Client: Ensolum
Project/Site: Levey Well Hobbs, NM - 03B1417001

Job ID: 880-27393-1
SDG: Hobbs NM

Method: 300.0 - Anions, Ion Chromatography

Lab Sample ID: MB 860-99928/56
Matrix: Water
Analysis Batch: 99928

Client Sample ID: Method Blank
Prep Type: Total/NA

Analyte	MB Result	MB Qualifier	RL		Unit	D	Prepared	Analyzed	Dil Fac
Bromide	<0.0711	U	0.500	0.0711	mg/L			04/22/23 01:12	1
Chloride	0.3213	J	0.500	0.250	mg/L			04/22/23 01:12	1
Fluoride	0.1197	J	0.500	0.100	mg/L			04/22/23 01:12	1
Sulfate	<0.200	U	0.500	0.200	mg/L			04/22/23 01:12	1

Lab Sample ID: LCS 860-99928/57
Matrix: Water
Analysis Batch: 99928

Client Sample ID: Lab Control Sample
Prep Type: Total/NA

Analyte	Spike Added	LCS Result	LCS Qualifier	Unit	D	%Rec	%Rec Limits
Bromide	10.0	9.397		mg/L		94	90 - 110
Chloride	10.0	9.048		mg/L		90	90 - 110
Fluoride	10.0	10.19		mg/L		102	90 - 110
Sulfate	10.0	10.46		mg/L		105	90 - 110

Lab Sample ID: LCSD 860-99928/58
Matrix: Water
Analysis Batch: 99928

Client Sample ID: Lab Control Sample Dup
Prep Type: Total/NA

Analyte	Spike Added	LCSD Result	LCSD Qualifier	Unit	D	%Rec	%Rec Limits	RPD	RPD Limit
Bromide	10.0	9.427		mg/L		94	90 - 110	0	20
Chloride	10.0	9.056		mg/L		91	90 - 110	0	20
Fluoride	10.0	10.20		mg/L		102	90 - 110	0	20
Sulfate	10.0	10.47		mg/L		105	90 - 110	0	20

Lab Sample ID: LLCS 860-99928/17
Matrix: Water
Analysis Batch: 99928

Client Sample ID: Lab Control Sample
Prep Type: Total/NA

Analyte	Spike Added	LLCS Result	LLCS Qualifier	Unit	D	%Rec	%Rec Limits
Bromide	0.500	0.5611		mg/L		112	50 - 150
Chloride	0.500	0.6119		mg/L		122	50 - 150
Fluoride	0.500	0.4924	J	mg/L		98	50 - 150
Sulfate	0.500	0.4531	J	mg/L		91	50 - 150

Lab Sample ID: MB 860-99929/56
Matrix: Water
Analysis Batch: 99929

Client Sample ID: Method Blank
Prep Type: Total/NA

Analyte	MB Result	MB Qualifier	RL		Unit	D	Prepared	Analyzed	Dil Fac
Nitrate as N	<0.0391	U	0.100	0.0391	mg/L			04/22/23 01:12	1
Nitrite as N	0.04813	J	0.100	0.0293	mg/L			04/22/23 01:12	1

Lab Sample ID: LCS 860-99929/57
Matrix: Water
Analysis Batch: 99929

Client Sample ID: Lab Control Sample
Prep Type: Total/NA

Analyte	Spike Added	LCS Result	LCS Qualifier	Unit	D	%Rec	%Rec Limits
Nitrate as N	10.0	10.34		mg/L		103	80 - 120
Nitrite as N	10.0	10.33		mg/L		103	80 - 120

QC Sample Results

Client: Ensolum
Project/Site: Levey Well Hobbs, NM - 03B1417001

Job ID: 880-27393-1
SDG: Hobbs NM

Method: 300.0 - Anions, Ion Chromatography

Lab Sample ID: LCSD 860-99929/58
Matrix: Water
Analysis Batch: 99929

Client Sample ID: Lab Control Sample Dup
Prep Type: Total/NA

Analyte	Spike Added	LCSD Result	LCSD Qualifier	Unit	D	%Rec	%Rec Limits	RPD	RPD Limit
Nitrate as N	10.0	10.35		mg/L		104	80 - 120	0	20
Nitrite as N	10.0	10.35		mg/L		103	80 - 120	0	20

Lab Sample ID: LLCS 860-99929/16
Matrix: Water
Analysis Batch: 99929

Client Sample ID: Lab Control Sample
Prep Type: Total/NA

Analyte	Spike Added	LLCS Result	LLCS Qualifier	Unit	D	%Rec	%Rec Limits
Nitrate as N	0.100	0.1160		mg/L		116	50 - 150
Nitrite as N	0.100	0.1120		mg/L		112	50 - 150

Method: 200.7 Rev 4.4 - Metals (ICP)

Lab Sample ID: MB 860-100038/1-A
Matrix: Water
Analysis Batch: 100134

Client Sample ID: Method Blank
Prep Type: Total Recoverable
Prep Batch: 100038

Analyte	MB Result	MB Qualifier	RL		Unit	D	Prepared	Analyzed	Dil Fac
Calcium	<0.115	U	0.200	0.115	mg/L		04/24/23 09:30	04/24/23 14:02	1
Magnesium	<0.0428	U	0.200	0.0428	mg/L		04/24/23 09:30	04/24/23 14:02	1
Potassium	<0.0914	U	0.500	0.0914	mg/L		04/24/23 09:30	04/24/23 14:02	1
Sodium	<0.152	U	0.500	0.152	mg/L		04/24/23 09:30	04/24/23 14:02	1
SiO2	<0.471	U	1.07	0.471	mg/L		04/24/23 09:30	04/24/23 14:02	1

Lab Sample ID: LCS 860-100038/2-A
Matrix: Water
Analysis Batch: 100134

Client Sample ID: Lab Control Sample
Prep Type: Total Recoverable
Prep Batch: 100038

Analyte	Spike Added	LCS Result	LCS Qualifier	Unit	D	%Rec	%Rec Limits
Calcium	25.0	23.00		mg/L		92	85 - 115
Magnesium	25.0	22.10		mg/L		88	85 - 115
Potassium	10.0	8.850		mg/L		89	85 - 115
Sodium	25.0	21.70		mg/L		87	85 - 115
SiO2	21.4	20.07		mg/L		94	85 - 115

Lab Sample ID: LCSD 860-100038/3-A
Matrix: Water
Analysis Batch: 100134

Client Sample ID: Lab Control Sample Dup
Prep Type: Total Recoverable
Prep Batch: 100038

Analyte	Spike Added	LCSD Result	LCSD Qualifier	Unit	D	%Rec	%Rec Limits	RPD	RPD Limit
Calcium	25.0	23.00		mg/L		92	85 - 115	0	20
Magnesium	25.0	22.00		mg/L		88	85 - 115	0	20
Potassium	10.0	8.750		mg/L		88	85 - 115	1	20
Sodium	25.0	21.60		mg/L		86	85 - 115	0	20
SiO2	21.4	19.97		mg/L		93	85 - 115	1	20

QC Sample Results

Client: Ensolum
Project/Site: Levey Well Hobbs, NM - 03B1417001

Job ID: 880-27393-1
SDG: Hobbs NM

Method: 200.7 Rev 4.4 - Metals (ICP) (Continued)

Lab Sample ID: LLCS 860-100038/4-A
Matrix: Water
Analysis Batch: 100134

Client Sample ID: Lab Control Sample
Prep Type: Total Recoverable
Prep Batch: 100038

Analyte	Spike Added	LLCS Result	LLCS Qualifier	Unit	D	%Rec	%Rec Limits
Calcium	0.200	0.1770	J	mg/L		89	50 - 150
Magnesium	0.200	0.1870	J	mg/L		94	50 - 150
Potassium	0.500	0.3920	J	mg/L		78	50 - 150
Sodium	0.500	0.3610	J	mg/L		72	50 - 150
SiO2	1.07	1.004	J	mg/L		94	50 - 150

Lab Sample ID: 880-27393-1 MS
Matrix: Water
Analysis Batch: 100134

Client Sample ID: Levey Well
Prep Type: Total Recoverable
Prep Batch: 100038

Analyte	Sample Result	Sample Qualifier	Spike Added	MS Result	MS Qualifier	Unit	D	%Rec	%Rec Limits
Calcium	249	E	25.0	252.0	E 4	mg/L		12	70 - 130
Magnesium	47.5	F1	25.0	65.10		mg/L		70	70 - 130
Potassium	4.03		10.0	12.90		mg/L		89	70 - 130
Sodium	74.6	F1	25.0	90.90	F1	mg/L		65	70 - 130
SiO2	62.9		21.4	78.75		mg/L		74	70 - 130

Lab Sample ID: 880-27393-1 MSD
Matrix: Water
Analysis Batch: 100134

Client Sample ID: Levey Well
Prep Type: Total Recoverable
Prep Batch: 100038

Analyte	Sample Result	Sample Qualifier	Spike Added	MSD Result	MSD Qualifier	Unit	D	%Rec	%Rec Limits	RPD	RPD Limit
Calcium	249	E	25.0	252.0	E 4	mg/L		12	70 - 130	0	20
Magnesium	47.5	F1	25.0	64.80	F1	mg/L		69	70 - 130	0	20
Potassium	4.03		10.0	12.90		mg/L		89	70 - 130	0	20
Sodium	74.6	F1	25.0	90.80	F1	mg/L		65	70 - 130	0	20
SiO2	62.9		21.4	79.18		mg/L		76	70 - 130	1	20

Method: SM 2320B - Alkalinity

Lab Sample ID: MB 860-100142/3
Matrix: Water
Analysis Batch: 100142

Client Sample ID: Method Blank
Prep Type: Total/NA

Analyte	MB Result	MB Qualifier	RL		Unit	D	Prepared	Analyzed	Dil Fac
Alkalinity	<4.00	U	4.00	4.00	mg/L			04/24/23 11:09	1
Bicarbonate Alkalinity as CaCO3	<4.00	U	4.00	4.00	mg/L			04/24/23 11:09	1
Carbonate Alkalinity as CaCO3	<4.00	U	4.00	4.00	mg/L			04/24/23 11:09	1
Hydroxide Alkalinity	<4.00	U	4.00	4.00	mg/L			04/24/23 11:09	1
Phenolphthalein Alkalinity	<4.00	U	4.00	4.00	mg/L			04/24/23 11:09	1

Lab Sample ID: LCS 860-100142/4
Matrix: Water
Analysis Batch: 100142

Client Sample ID: Lab Control Sample
Prep Type: Total/NA

Analyte	Spike Added	LCS Result	LCS Qualifier	Unit	D	%Rec	%Rec Limits
Alkalinity	250	227.9		mg/L		91	85 - 115

QC Sample Results

Client: Ensolum
Project/Site: Levey Well Hobbs, NM - 03B1417001

Job ID: 880-27393-1
SDG: Hobbs NM

Method: SM 2320B - Alkalinity (Continued)

Lab Sample ID: LCSD 860-100142/5 — **Client Sample ID: Lab Control Sample Dup**
Matrix: Water — **Prep Type: Total/NA**
Analysis Batch: 100142

Analyte			Spike Added	LCSD Result	LCSD Qualifier	Unit	D	%Rec	%Rec Limits	RPD	RPD Limit
Alkalinity			250	232.2		mg/L		93	85 - 115	2	20

Method: SM 2540C - Solids, Total Dissolved (TDS)

Lab Sample ID: MB 860-100054/1 — **Client Sample ID: Method Blank**
Matrix: Water — **Prep Type: Total/NA**
Analysis Batch: 100054

Analyte	MB Result	MB Qualifier	RL		Unit	D	Prepared	Analyzed	Dil Fac
Total Dissolved Solids	<5.00	U	5.00	5.00	mg/L			04/24/23 10:40	1

Lab Sample ID: LCS 860-100054/2 — **Client Sample ID: Lab Control Sample**
Matrix: Water — **Prep Type: Total/NA**
Analysis Batch: 100054

Analyte			Spike Added	LCS Result	LCS Qualifier	Unit	D	%Rec	%Rec Limits		
Total Dissolved Solids			1000	1001		mg/L		100	80 - 120		

Lab Sample ID: LCSD 860-100054/3 — **Client Sample ID: Lab Control Sample Dup**
Matrix: Water — **Prep Type: Total/NA**
Analysis Batch: 100054

Analyte			Spike Added	LCSD Result	LCSD Qualifier	Unit	D	%Rec	%Rec Limits	RPD	RPD Limit
Total Dissolved Solids			1000	1002		mg/L		100	80 - 120	0	10

Lab Sample ID: LLCS 860-100054/4 — **Client Sample ID: Lab Control Sample**
Matrix: Water — **Prep Type: Total/NA**
Analysis Batch: 100054

Analyte			Spike Added	LLCS Result	LLCS Qualifier	Unit	D	%Rec	%Rec Limits		
Total Dissolved Solids			5.00	6.000		mg/L		120	50 - 150		

QC Association Summary

Client: Ensolum
Project/Site: Levey Well Hobbs, NM - 03B1417001

Job ID: 880-27393-1
SDG: Hobbs NM

GC/MS VOA

Analysis Batch: 99999

Lab Sample ID	Client Sample ID	Prep Type	Matrix	Method	Prep Batch
880-27393-1	Levey Well	Total/NA	Water	8260C	
MB 860-99999/9	Method Blank	Total/NA	Water	8260C	
LCS 860-99999/3	Lab Control Sample	Total/NA	Water	8260C	
LCSD 860-99999/4	Lab Control Sample Dup	Total/NA	Water	8260C	
880-27393-1 MS	Levey Well	Total/NA	Water	8260C	

HPLC/IC

Analysis Batch: 99928

Lab Sample ID	Client Sample ID	Prep Type	Matrix	Method	Prep Batch
880-27393-1	Levey Well	Total/NA	Water	300.0	
MB 860-99928/56	Method Blank	Total/NA	Water	300.0	
LCS 860-99928/57	Lab Control Sample	Total/NA	Water	300.0	
LCSD 860-99928/58	Lab Control Sample Dup	Total/NA	Water	300.0	
LLCS 860-99928/17	Lab Control Sample	Total/NA	Water	300.0	

Analysis Batch: 99929

Lab Sample ID	Client Sample ID	Prep Type	Matrix	Method	Prep Batch
880-27393-1	Levey Well	Total/NA	Water	300.0	
MB 860-99929/56	Method Blank	Total/NA	Water	300.0	
LCS 860-99929/57	Lab Control Sample	Total/NA	Water	300.0	
LCSD 860-99929/58	Lab Control Sample Dup	Total/NA	Water	300.0	
LLCS 860-99929/16	Lab Control Sample	Total/NA	Water	300.0	

Metals

Prep Batch: 100038

Lab Sample ID	Client Sample ID	Prep Type	Matrix	Method	Prep Batch
880-27393-1	Levey Well	Total Recoverable	Water	200.7	
MB 860-100038/1-A	Method Blank	Total Recoverable	Water	200.7	
LCS 860-100038/2-A	Lab Control Sample	Total Recoverable	Water	200.7	
LCSD 860-100038/3-A	Lab Control Sample Dup	Total Recoverable	Water	200.7	
LLCS 860-100038/4-A	Lab Control Sample	Total Recoverable	Water	200.7	
880-27393-1 MS	Levey Well	Total Recoverable	Water	200.7	
880-27393-1 MSD	Levey Well	Total Recoverable	Water	200.7	

Analysis Batch: 100134

Lab Sample ID	Client Sample ID	Prep Type	Matrix	Method	Prep Batch
880-27393-1	Levey Well	Total Recoverable	Water	200.7 Rev 4.4	100038
880-27393-1	Levey Well	Total Recoverable	Water	200.7 Rev 4.4	100038
MB 860-100038/1-A	Method Blank	Total Recoverable	Water	200.7 Rev 4.4	100038
LCS 860-100038/2-A	Lab Control Sample	Total Recoverable	Water	200.7 Rev 4.4	100038
LCSD 860-100038/3-A	Lab Control Sample Dup	Total Recoverable	Water	200.7 Rev 4.4	100038
LLCS 860-100038/4-A	Lab Control Sample	Total Recoverable	Water	200.7 Rev 4.4	100038
880-27393-1 MS	Levey Well	Total Recoverable	Water	200.7 Rev 4.4	100038
880-27393-1 MSD	Levey Well	Total Recoverable	Water	200.7 Rev 4.4	100038

General Chemistry

Analysis Batch: 99274

Lab Sample ID	Client Sample ID	Prep Type	Matrix	Method	Prep Batch
880-27393-1	Levey Well	Total/NA	Water	SM 1030E	

QC Association Summary

Client: Ensolum
Project/Site: Levey Well Hobbs, NM - 03B1417001

Job ID: 880-27393-1
SDG: Hobbs NM

General Chemistry

Analysis Batch: 100054

Lab Sample ID	Client Sample ID	Prep Type	Matrix	Method	Prep Batch
880-27393-1	Levey Well	Total/NA	Water	SM 2540C	
MB 860-100054/1	Method Blank	Total/NA	Water	SM 2540C	
LCS 860-100054/2	Lab Control Sample	Total/NA	Water	SM 2540C	
LCSD 860-100054/3	Lab Control Sample Dup	Total/NA	Water	SM 2540C	
LLCS 860-100054/4	Lab Control Sample	Total/NA	Water	SM 2540C	

Analysis Batch: 100085

Lab Sample ID	Client Sample ID	Prep Type	Matrix	Method	Prep Batch
880-27393-1	Levey Well	Total/NA	Water	SM 4500 H+ B	

Analysis Batch: 100142

Lab Sample ID	Client Sample ID	Prep Type	Matrix	Method	Prep Batch
880-27393-1	Levey Well	Total/NA	Water	SM 2320B	
MB 860-100142/3	Method Blank	Total/NA	Water	SM 2320B	
LCS 860-100142/4	Lab Control Sample	Total/NA	Water	SM 2320B	
LCSD 860-100142/5	Lab Control Sample Dup	Total/NA	Water	SM 2320B	

Lab Chronicle

Client: Ensolum
Project/Site: Levey Well Hobbs, NM - 03B1417001

Job ID: 880-27393-1
SDG: Hobbs NM

Client Sample ID: Levey Well

Date Collected: 04/19/23 13:50
Date Received: 04/19/23 17:08

Lab Sample ID: 880-27393-1

Matrix: Water

Prep Type	Batch Type	Batch Method	Run	Dilution Factor	Batch Number	Analyst	Lab	Prepared or Analyzed
Total/NA	Analysis	8260C		1	99999	NA	EET HOU	04/24/23 14:04
Total/NA	Analysis	300.0		1	99928	WP	EET HOU	04/22/23 06:05
Total/NA	Analysis	300.0		1	99929	WP	EET HOU	04/22/23 06:05
Total Recoverable	Prep	200.7			100038	MD	EET HOU	04/24/23 09:30
Total Recoverable	Analysis	200.7 Rev 4.4		1	100134	JDM	EET HOU	04/24/23 14:13
Total Recoverable	Prep	200.7			100038	MD	EET HOU	04/24/23 09:30
Total Recoverable	Analysis	200.7 Rev 4.4		50	100134	JDM	EET HOU	04/24/23 14:31
Total/NA	Analysis	SM 1030E		1	99274	SC	EET HOU	04/25/23 09:52
Total/NA	Analysis	SM 2320B		1	100142	TL	EET HOU	04/24/23 11:54
Total/NA	Analysis	SM 2540C		1	100054	DR	EET HOU	04/24/23 10:40
Total/NA	Analysis	SM 4500 H+ B		1	100085	TL	EET HOU	04/24/23 12:57

Laboratory References:

EET HOU = Eurofins Houston, 4145 Greenbriar Dr, Stafford, TX 77477, TEL (281)240-4200

Accreditation/Certification Summary

Client: Ensolum
Job ID: 880-27393-1
Project/Site: Levey Well Hobbs, NM - 03B1417001
SDG: Hobbs NM

Laboratory: Eurofins Houston

Unless otherwise noted, all analytes for this laboratory were covered under each accreditation/certification below.

Authority	Program	Identification Number	Expiration Date
Texas	NELAP	T104704215-23-50	06-30-23

The following analytes are included in this report, but the laboratory is not certified by the governing authority. This list may include analytes for which the agency does not offer certification.

Analysis Method	Prep Method	Matrix	Analyte
200.7 Rev 4.4	200.7	Water	SiO2
SM 1030E		Water	Anion/Cation Balance
SM 2320B		Water	Bicarbonate Alkalinity as CaCO3
SM 2320B		Water	Carbonate Alkalinity as CaCO3
SM 2320B		Water	Hydroxide Alkalinity
SM 2320B		Water	Phenolphthalein Alkalinity
SM 4500 H+ B		Water	Temperature

Method Summary

Client: Ensolum
Project/Site: Levey Well Hobbs, NM - 03B1417001

Job ID: 880-27393-1
SDG: Hobbs NM

Method	Method Description	Protocol	Laboratory
8260C	Volatile Organic Compounds by GC/MS	SW846	EET HOU
300.0	Anions, Ion Chromatography	EPA	EET HOU
200.7 Rev 4.4	Metals (ICP)	EPA	EET HOU
SM 1030E	Cation Anion Balance	SM	EET HOU
SM 2320B	Alkalinity	SM	EET HOU
SM 2540C	Solids, Total Dissolved (TDS)	SM	EET HOU
SM 4500 H+ B	pH	SM	EET HOU
200.7	Preparation, Total Recoverable Metals	EPA	EET HOU
5030C	Purge and Trap	SW846	EET HOU

Protocol References:

EPA = US Environmental Protection Agency

SM = "Standard Methods For The Examination Of Water And Wastewater"

SW846 = "Test Methods For Evaluating Solid Waste, Physical/Chemical Methods", Third Edition, November 1986 And Its Updates.

Laboratory References:

EET HOU = Eurofins Houston, 4145 Greenbriar Dr, Stafford, TX 77477, TEL (281)240-4200

Sample Summary

Client: Ensolum
Project/Site: Levey Well Hobbs, NM - 03B1417001

Job ID: 880-27393-1
SDG: Hobbs NM

Lab Sample ID	Client Sample ID	Matrix	Collected	Received
880-27393-1	Levey Well	Water	04/19/23 13:50	04/19/23 17:08

Chain of Custody

XENCO LABORATORIES
Houston TX (281) 240-4200 Dallas,TX (214) 902-0300 San Antonio,TX (210) 509-3334
Midland,TX (432-704-5440) EL Paso,TX (915)585-3443 Lubbock,TX (806)794-1296
Hobbs NM (575-392-7550) Phoenix,AZ (480-355-0900) Atlanta GA (770-449-8800) Tampa,FL (813-620-2000)
www xenco com

Work Order No: 273913

Page 1 of 1

4/25/2023

Project Manager:	Beaux Jennings	Bill to. (if different)	
Company Name.	Ensolum LLC	Company Name:	
Address.	601 Merienfeld #400	Address	
City, State ZIP·	Midland TX 79701	City, State ZIP.	
Phone:	432-230-3344	Email·	bjennings@ensolum com

Work Order Comments

Program: UST/PST PRP Brownfields RRC Superfund
State of Project:
Reporting Level II Level III PST/UST TRRP Level IV
Deliverables EDD ADaPT Other·

Project Name:	Levey Well Hobbs NM	Turn Around	
Project Number:	03B1417001	Routine	
P.O. Number:	03B1417001	Rush 24 hr	
Sampler's Name:	Shane Diller	Due Date	

SAMPLE RECEIPT			
Temp Blank:	Yes No	Wet Ice:	Yes No
Temperature (°C):	5.3/5.0	Thermometer ID	
Received Intact:	Yes No		
Cooler Custody Seals:	Yes No N/A	Correction Factor:	-.30
Sample Custody Seals·	Yes No N/A	Total Containers:	

ANALYSIS REQUEST

Sample Identification	Matrix	Date Sampled	Time Sampled	Depth	Number of Containers	VOCs	Anions: F, Cl, SO4, B	Cations: Ca, K, Mg, Na, Si	pH	Alkalinity	TDS	Sample Comments
Levey Well	GW	4-19-23	1350	—	7	X	X	X	X	X	X	24hr

Work Order Notes

TAT starts the day recevied by the lab if received by 4 30pm

880-27393 Chain of Custody

Total 200.7 / 6010 200.8 / 6020: 8RCRA 13PPM Texas 11 Al Sb As Ba Be B Cd Ca Cr Co Cu Fe Pb Mg Mn Mo Ni K Se Ag SiO2 Na Sr Tl Sn U V Zn
Circle Method(s) and Metal(s) to be analyzed TCLP / SPLP 6010 8RCRA Sb As Ba Be Cd Cr Co Cu Pb Mn Mo Ni Se Ag Tl U 1631 / 245.1 / 7470 / 7471 Hg

Notice· Signature of this document and relinquishment of samples constitutes a valid purchase order from client company to Xenco, its affiliates and subcontractors. It assigns standard terms and conditions of service. Xenco will be liable only for the cost of samples and shall not assume any responsibility for any losses or expenses incurred by the client if such losses are due to circumstances beyond the control of Xenco. A minimum charge of $75.00 will be applied to each project and a charge of $5 for each sample submitted to Xenco, but not analyzed. These terms will be enforced unless previously negotiated.

Relinquished by. (Signature)	Received by: (Signature)	Date/Time	Relinquished by. (Signature)	Received by: (Signature)	Date/Time
1		4/19/23	2		
3		+5	4		
5		1708	6		

Revised Date 051418 Rev 2018 1

Received by OCD: 11/8/2023 2:53:24 PM

Released to Imaging: 3/21/2024 4:09:03 PM

Eurofins Midland
1211 W Florida Ave
Midland, TX 79701
Phone: 432-704-5440

Chain of Custody Record

eurofins Environment Testing

4/25/2023

Client Information (Sub Contract Lab)	Sampler:	Lab PM: Kramer, Jessica	Carrier Tracking No(s):	COC No: 880-6815.1
Client Contact: Shipping/Receiving	Phone:	E-Mail: Jessica.Kramer@et.eurofinsus.com	State of Origin: New Mexico	Page: Page 1 of 1
Company: Eurofins Environment Testing South Centr		Accreditations Required (See note): NELAP Texas		Job #: 880-27393-1
Address: 4145 Greenbriar Dr	Due Date Requested: 4/24/2023			
City: Stafford	TAT Requested (days):			
State, Zip: TX, 77477				
Phone: 281-240-4200(Tel)	PO #:			
Email:	WO #:			
Project Name: Levey Well Hobbs, NM 03B1417001	Project #: 88000024			
Site:	SSOW#:			

Analysis Requested

Preservation Codes:
A HCL, B NaOH, C Zn Acetate, D Nitric Acid, E NaHSO4, F MeOH, G Amchlor, H Ascorbic Acid, I Ice, J DI Water, K EDTA, L EDA, M Hexane, N None, O AsNaO2, P Na2O4S, Q Na2SO3, R Na2S2O3, S H2SO4, T TSP Dodecahydrate, U Acetone, V MCAA, W pH 4-5, Y Trizma, Z other (specify)
Other:

Sample Identification Client ID (Lab ID)	Sample Date	Sample Time	Sample Type (C=comp, G=grab)	Matrix (W=water, S=solid, O=waste/oil, BT=Tissue, A=Air)	Field Filtered Sample (Yes or No)	Perform MS/MSD (Yes or No)	8260C/5030C (MOD) Full List VOCs	200.7/200.7_P TR (MOD) Custom List	300_ORGFM_28D/ Br, Cl, F, SO4	300_ORGFMS/ NO2, NO3	SM4500_H+/ pH	2540C_Calcd/ TDS	2320B/ Alkalinity	Cation_Anion/ (MOD) Copy Analytes	Total Number of containers	Special Instructions/Note:
			Preservation Code:													
Levey Well (880-27393-1)	4/19/23	13:50 Mountain		Water			X	X	X	X	X	X	X	X	7	

Note: Since laboratory accreditations are subject to change, Eurofins Environment Testing South Central, LLC places the ownership of method, analyte & accreditation compliance upon our subcontract laboratories. This sample shipment is forwarded under chain-of-custody. If the laboratory does not currently maintain accreditation in the State of Origin listed above for analysis/tests/matrix being analyzed, the samples must be shipped back to the Eurofins Environment Testing South Central, LLC laboratory or other instructions will be provided. Any changes to accreditation status should be brought to Eurofins Environment Testing South Central, LLC attention immediately. If all requested accreditations are current to date, return the signed Chain of Custody attesting to said compliance to Eurofins Environment Testing South Central, LLC.

Possible Hazard Identification Unconfirmed	**Sample Disposal (A fee may be assessed if samples are retained longer than 1 month)** ☐ Return To Client ☐ Disposal By Lab ☐ Archive For ____ Months
Deliverable Requested: I II III IV Other (specify) Primary Deliverable Rank: 2	Special Instructions/QC Requirements:

Empty Kit Relinquished by:	Date:	Time:		Method of Shipment:	
Relinquished by:	Date/Time:	Company	Received by:	Date/Time:	Company
Relinquished by:	Date/Time:	Company	Received by:	Date/Time: 4.21 23	Company
Relinquished by:	Date/Time:	Company	Received by:	Date/Time:	Company
Custody Seals Intact: Δ Yes Δ No	Custody Seal No.		Cooler Temperature(s) °C and Other Remarks:	Temp: 1.7 IR ID:HOU-344 C/F -0.2 Corrected Temp: 1.5	

06/08/2021

Received by OCD: 11/8/2023 2:53:24 PM
Released to Imaging: 3/21/2024 4:09:03 PM

Login Sample Receipt Checklist

Client: Ensolum

Job Number: 880-27393-1
SDG Number: Hobbs NM

Login Number: 27393
List Number: 1
Creator: Rodriguez, Leticia

List Source: Eurofins Midland

Question	Answer	Comment
The cooler's custody seal, if present, is intact.	True	
Sample custody seals, if present, are intact.	N/A	
The cooler or samples do not appear to have been compromised or tampered with.	True	
Samples were received on ice.	True	
Cooler Temperature is acceptable.	True	
Cooler Temperature is recorded.	True	
COC is present.	True	
COC is filled out in ink and legible.	True	
COC is filled out with all pertinent information.	True	
Is the Field Sampler's name present on COC?	True	
There are no discrepancies between the containers received and the COC.	True	
Samples are received within Holding Time (excluding tests with immediate HTs)	True	
Sample containers have legible labels.	True	
Containers are not broken or leaking.	True	
Sample collection date/times are provided.	True	
Appropriate sample containers are used.	True	
Sample bottles are completely filled.	True	
Sample Preservation Verified.	True	
There is sufficient vol. for all requested analyses, incl. any requested MS/MSDs	True	
Containers requiring zero headspace have no headspace or bubble is <6mm (1/4").	True	

Login Sample Receipt Checklist

Client: Ensolum

Job Number: 880-27393-1
SDG Number: Hobbs NM

Login Number: 27393
List Number: 2
Creator: Canadilla, Surelis

List Source: Eurofins Houston
List Creation: 04/21/23 02:56 PM

Question	Answer	Comment
The cooler's custody seal, if present, is intact.	True	
Sample custody seals, if present, are intact.	True	
The cooler or samples do not appear to have been compromised or tampered with.	True	
Samples were received on ice.	True	
Cooler Temperature is acceptable.	True	
Cooler Temperature is recorded.	True	
COC is present.	True	
COC is filled out in ink and legible.	True	
COC is filled out with all pertinent information.	True	
Is the Field Sampler's name present on COC?	N/A	
There are no discrepancies between the containers received and the COC.	True	
Samples are received within Holding Time (excluding tests with immediate HTs)	True	
Sample containers have legible labels.	True	
Containers are not broken or leaking.	True	
Sample collection date/times are provided.	True	
Appropriate sample containers are used.	True	
Sample bottles are completely filled.	True	
Sample Preservation Verified.	True	
There is sufficient vol. for all requested analyses, incl. any requested MS/MSDs	True	
Containers requiring zero headspace have no headspace or bubble is <6mm (1/4").	True	

eurofins | Environment Testing

ANALYTICAL REPORT

PREPARED FOR

Attn: Beaux Jennings
Ensolum
601 N. Marienfeld St.
Suite 400
Midland, Texas 79701

Generated 5/3/2023 11:08:19 AM

JOB DESCRIPTION

Levey Well Hobbs, NM - 03B1417001
SDG NUMBER Hobbs NM

JOB NUMBER

880-27694-1

Eurofins Midland
1211 W. Florida Ave
Midland TX 79701

See page two for job notes and contact information.

Released to Imaging: 3/21/2024 4:09:03 PM

my EOL

Eurofins Midland

Job Notes

This report may not be reproduced except in full, and with written approval from the laboratory. The results relate only to the samples tested. For questions please contact the Project Manager at the e-mail address or telephone number listed on this page.

Analytical test results meet all requirements of the associated regulatory program (i.e., NELAC (TNI), DoD, and ISO 17025) unless otherwise noted under the individual analysis.

Authorization

Generated
5/3/2023 11:08:19 AM

Authorized for release by
Jessica Kramer, Project Manager
Jessica.Kramer@et.eurofinsus.com
(432)704-5440

Table of Contents

Cover Page 1
Table of Contents 3
Definitions/Glossary 4
Case Narrative 5
Client Sample Results 6
Surrogate Summary 8
QC Sample Results 9
QC Association Summary 18
Lab Chronicle 20
Certification Summary 21
Method Summary 22
Sample Summary 23
Chain of Custody 24
Receipt Checklists 26

Released to Imaging: 3/21/2024 4:09:03 PM

Definitions/Glossary

Client: Ensolum
Job ID: 880-27694-1
Project/Site: Levey Well Hobbs, NM - 03B1417001
SDG: Hobbs NM

Qualifiers

GC/MS VOA

Qualifier	Qualifier Description
U	Indicates the analyte was analyzed for but not detected.

HPLC/IC

Qualifier	Qualifier Description
J	Result is less than the RL but greater than or equal to the MDL and the concentration is an approximate value.
U	Indicates the analyte was analyzed for but not detected.

Metals

Qualifier	Qualifier Description
J	Result is less than the RL but greater than or equal to the MDL and the concentration is an approximate value.
U	Indicates the analyte was analyzed for but not detected.

General Chemistry

Qualifier	Qualifier Description
HF	Field parameter with a holding time of 15 minutes. Test performed by laboratory at client's request.
U	Indicates the analyte was analyzed for but not detected.

Glossary

Abbreviation	These commonly used abbreviations may or may not be present in this report.
¤	Listed under the "D" column to designate that the result is reported on a dry weight basis
%R	Percent Recovery
CFL	Contains Free Liquid
CFU	Colony Forming Unit
CNF	Contains No Free Liquid
DER	Duplicate Error Ratio (normalized absolute difference)
Dil Fac	Dilution Factor
DL	Detection Limit (DoD/DOE)
DL, RA, RE, IN	Indicates a Dilution, Re-analysis, Re-extraction, or additional Initial metals/anion analysis of the sample
DLC	Decision Level Concentration (Radiochemistry)
EDL	Estimated Detection Limit (Dioxin)
LOD	Limit of Detection (DoD/DOE)
LOQ	Limit of Quantitation (DoD/DOE)
MCL	EPA recommended "Maximum Contaminant Level"
MDA	Minimum Detectable Activity (Radiochemistry)
MDC	Minimum Detectable Concentration (Radiochemistry)
MDL	Method Detection Limit
ML	Minimum Level (Dioxin)
MPN	Most Probable Number
MQL	Method Quantitation Limit
NC	Not Calculated
ND	Not Detected at the reporting limit (or MDL or EDL if shown)
NEG	Negative / Absent
POS	Positive / Present
PQL	Practical Quantitation Limit
PRES	Presumptive
QC	Quality Control
RER	Relative Error Ratio (Radiochemistry)
RL	Reporting Limit or Requested Limit (Radiochemistry)
RPD	Relative Percent Difference, a measure of the relative difference between two points
TEF	Toxicity Equivalent Factor (Dioxin)
TEQ	Toxicity Equivalent Quotient (Dioxin)
TNTC	Too Numerous To Count

Case Narrative

Client: Ensolum
Project/Site: Levey Well Hobbs, NM - 03B1417001

Job ID: 880-27694-1
SDG: Hobbs NM

Job ID: 880-27694-1

Laboratory: Eurofins Midland

Narrative

Job Narrative
880-27694-1

Receipt
The sample was received on 4/27/2023 1:28 PM. Unless otherwise noted below, the sample arrived in good condition, and, where required, properly preserved and on ice. The temperature of the cooler at receipt time was 5.5°C

GC/MS VOA
No additional analytical or quality issues were noted, other than those described above or in the Definitions/ Glossary page.

HPLC/IC
Method 300_ORGFM_28D: The matrix spike / matrix spike duplicate (MS/MSD) recoveries for analytical batch 860-100953 were outside control limits for one or more analytes, see QC Sample Results for detail. Sample matrix interference and/or non-homogeneity are suspected because the associated laboratory control sample/laboratory control sample duplicate (LCS/LCSD) recovery is within acceptance limits.

Method 300_ORGFM_28D: The instrument blank/CCB for analytical batch 860-100953 contained Chloride greater than the method detection limit (MDL), and were not reanalyzed because associated sample(s) results were greater than 10X the value found in the instrument blank/CCB. The data have been qualified and reported.

No additional analytical or quality issues were noted, other than those described above or in the Definitions/ Glossary page.

Metals
No additional analytical or quality issues were noted, other than those described above or in the Definitions/ Glossary page.

General Chemistry
No additional analytical or quality issues were noted, other than those described above or in the Definitions/ Glossary page.

Client Sample Results

Client: Ensolum
Project/Site: Levey Well Hobbs, NM - 03B1417001

Job ID: 880-27694-1
SDG: Hobbs NM

Client Sample ID: Levey Well

Date Collected: 04/26/23 14:00
Date Received: 04/27/23 13:28

Lab Sample ID: 880-27694-1

Matrix: Water

Method: SW846 8260C - Volatile Organic Compounds by GC/MS

Analyte	Result	Qualifier	RL		Unit	D	Prepared	Analyzed	Dil Fac
Benzene	**0.00315**		0.00100	0.000533	mg/L			04/28/23 17:53	1
Bromobenzene	<0.000665	U	0.00100	0.000665	mg/L			04/28/23 17:53	1
Bromochloromethane	<0.000657	U	0.00100	0.000657	mg/L			04/28/23 17:53	1
Bromodichloromethane	<0.000552	U	0.00100	0.000552	mg/L			04/28/23 17:53	1
Bromoform	<0.000633	U	0.00500	0.000633	mg/L			04/28/23 17:53	1
Bromomethane	<0.00142	U	0.00500	0.00142	mg/L			04/28/23 17:53	1
2-Butanone	<0.00828	U	0.0500	0.00828	mg/L			04/28/23 17:53	1
Carbon tetrachloride	<0.000896	U	0.00500	0.000896	mg/L			04/28/23 17:53	1
Chlorobenzene	<0.000530	U	0.00100	0.000530	mg/L			04/28/23 17:53	1
Chloroethane	<0.00198	U	0.0100	0.00198	mg/L			04/28/23 17:53	1
Chloroform	<0.000643	U	0.00100	0.000643	mg/L			04/28/23 17:53	1
Chloromethane	<0.00204	U	0.0100	0.00204	mg/L			04/28/23 17:53	1
2-Chlorotoluene	<0.00118	U	0.00200	0.00118	mg/L			04/28/23 17:53	1
4-Chlorotoluene	<0.000472	U	0.00100	0.000472	mg/L			04/28/23 17:53	1
cis-1,2-Dichloroethene	<0.000714	U	0.00100	0.000714	mg/L			04/28/23 17:53	1
cis-1,3-Dichloropropene	<0.00107	U	0.00500	0.00107	mg/L			04/28/23 17:53	1
Dibromochloromethane	<0.000547	U	0.00500	0.000547	mg/L			04/28/23 17:53	1
1,2-Dibromo-3-Chloropropane	<0.00127	U	0.00500	0.00127	mg/L			04/28/23 17:53	1
1,2-Dibromoethane	<0.000999	U	0.00500	0.000999	mg/L			04/28/23 17:53	1
1,2-Dichlorobenzene	<0.000509	U	0.00100	0.000509	mg/L			04/28/23 17:53	1
1,3-Dichlorobenzene	<0.000513	U	0.00100	0.000513	mg/L			04/28/23 17:53	1
1,4-Dichlorobenzene	<0.000513	U	0.00100	0.000513	mg/L			04/28/23 17:53	1
Dichlorodifluoromethane	<0.000919	U	0.00100	0.000919	mg/L			04/28/23 17:53	1
1,1-Dichloroethane	<0.000635	U	0.00100	0.000635	mg/L			04/28/23 17:53	1
1,2-Dichloroethane	<0.000590	U	0.00100	0.000590	mg/L			04/28/23 17:53	1
1,1-Dichloroethene	<0.000738	U	0.00100	0.000738	mg/L			04/28/23 17:53	1
1,2-Dichloropropane	<0.000667	U	0.00500	0.000667	mg/L			04/28/23 17:53	1
1,3-Dichloropropane	<0.000514	U	0.00500	0.000514	mg/L			04/28/23 17:53	1
2,2-Dichloropropane	<0.000780	U	0.00500	0.000780	mg/L			04/28/23 17:53	1
1,1-Dichloropropene	<0.00160	U	0.00500	0.00160	mg/L			04/28/23 17:53	1
Ethylbenzene	**0.0119**		0.00100	0.000411	mg/L			04/28/23 17:53	1
Hexachlorobutadiene	<0.00126	U	0.00500	0.00126	mg/L			04/28/23 17:53	1
Isopropylbenzene	**0.00595**		0.00100	0.000613	mg/L			04/28/23 17:53	1
Methylene Chloride	<0.00173	U	0.00500	0.00173	mg/L			04/28/23 17:53	1
m,p-Xylenes	**0.0508**		0.0100	0.00124	mg/L			04/28/23 17:53	1
MTBE	<0.00139	U	0.00500	0.00139	mg/L			04/28/23 17:53	1
Naphthalene	<0.00135	U	0.0100	0.00135	mg/L			04/28/23 17:53	1
n-Butylbenzene	<0.000644	U	0.00100	0.000644	mg/L			04/28/23 17:53	1
N-Propylbenzene	**0.00251**		0.00100	0.000498	mg/L			04/28/23 17:53	1
o-Xylene	**0.00779**		0.00100	0.000551	mg/L			04/28/23 17:53	1
p-Cymene (p-Isopropyltoluene)	<0.000919	U	0.00100	0.000919	mg/L			04/28/23 17:53	1
sec-Butylbenzene	**0.00110**		0.00100	0.000468	mg/L			04/28/23 17:53	1
Styrene	<0.000655	U	0.00100	0.000655	mg/L			04/28/23 17:53	1
tert-Butylbenzene	<0.000442	U	0.00100	0.000442	mg/L			04/28/23 17:53	1
1,1,1,2-Tetrachloroethane	<0.000644	U	0.00100	0.000644	mg/L			04/28/23 17:53	1
1,1,2,2-Tetrachloroethane	<0.000470	U	0.00100	0.000470	mg/L			04/28/23 17:53	1
Tetrachloroethene	<0.000801	U	0.00100	0.000801	mg/L			04/28/23 17:53	1
Toluene	**0.0256**		0.00100	0.000475	mg/L			04/28/23 17:53	1
trans-1,2-Dichloroethene	<0.000945	U	0.00100	0.000945	mg/L			04/28/23 17:53	1

Client Sample Results

Client: Ensolum
Project/Site: Levey Well Hobbs, NM - 03B1417001

Job ID: 880-27694-1
SDG: Hobbs NM

Client Sample ID: Levey Well

Date Collected: 04/26/23 14:00
Date Received: 04/27/23 13:28

Lab Sample ID: 880-27694-1

Matrix: Water

Method: SW846 8260C - Volatile Organic Compounds by GC/MS (Continued)

Analyte	Result	Qualifier	RL		Unit	D	Prepared	Analyzed	Dil Fac
trans-1,3-Dichloropropene	<0.00127	U	0.00500	0.00127	mg/L			04/28/23 17:53	1
1,2,3-Trichlorobenzene	<0.00217	U	0.00500	0.00217	mg/L			04/28/23 17:53	1
1,2,4-Trichlorobenzene	<0.00175	U	0.00500	0.00175	mg/L			04/28/23 17:53	1
1,1,1-Trichloroethane	<0.00169	U	0.00500	0.00169	mg/L			04/28/23 17:53	1
1,1,2-Trichloroethane	<0.000511	U	0.00100	0.000511	mg/L			04/28/23 17:53	1
Trichloroethene	<0.000791	U	0.00500	0.000791	mg/L			04/28/23 17:53	1
Trichlorofluoromethane	<0.000638	U	0.00100	0.000638	mg/L			04/28/23 17:53	1
1,2,3-Trichloropropane	<0.000490	U	0.00100	0.000490	mg/L			04/28/23 17:53	1
1,2,4-Trimethylbenzene	**0.0116**		0.00100	0.000417	mg/L			04/28/23 17:53	1
1,3,5-Trimethylbenzene	**0.00346**		0.00100	0.000456	mg/L			04/28/23 17:53	1
Vinyl chloride	<0.000638	U	0.00200	0.000638	mg/L			04/28/23 17:53	1
Xylenes, Total	**0.0586**		0.0100	0.00124	mg/L			04/28/23 17:53	1

Surrogate	*%Recovery*	*Qualifier*	*Limits*	*Prepared*	*Analyzed*	*Dil Fac*
4-Bromofluorobenzene (Surr)	*98*		*74 - 124*		*04/28/23 17:53*	*1*
Dibromofluoromethane (Surr)	*99*		*75 - 131*		*04/28/23 17:53*	*1*
1,2-Dichloroethane-d4 (Surr)	*98*		*63 - 144*		*04/28/23 17:53*	*1*
Toluene-d8 (Surr)	*102*		*80 - 117*		*04/28/23 17:53*	*1*

Method: EPA 300.0 - Anions, Ion Chromatography

Analyte	Result	Qualifier	RL		Unit	D	Prepared	Analyzed	Dil Fac
Bromide	**0.475**	**J**	0.500	0.0711	mg/L			04/28/23 13:22	1
Nitrate as N	**0.129**		0.100	0.0391	mg/L			04/28/23 13:22	1
Chloride	**215**		0.500	0.250	mg/L			04/28/23 13:22	1
Nitrite as N	**0.395**		0.100	0.0293	mg/L			04/28/23 13:22	1
Fluoride	**0.471**	**J**	0.500	0.100	mg/L			04/28/23 13:22	1
Sulfate	**47.7**		0.500	0.200	mg/L			04/28/23 13:22	1

Method: EPA 200.7 Rev 4.4 - Metals (ICP) - Total Recoverable

Analyte	Result	Qualifier	RL		Unit	D	Prepared	Analyzed	Dil Fac
Calcium	**264**		10.0	5.76	mg/L		05/01/23 11:30	05/01/23 17:22	50
Magnesium	**52.9**		0.200	0.0428	mg/L		05/01/23 11:30	05/01/23 17:04	1
Potassium	**4.25**		0.500	0.0914	mg/L		05/01/23 11:30	05/02/23 13:13	1
Sodium	**80.2**		0.500	0.152	mg/L		05/01/23 11:30	05/02/23 13:13	1
SiO2	**64.8**		1.07	0.471	mg/L		05/01/23 11:30	05/01/23 17:04	1

General Chemistry

Analyte	Result	Qualifier	RL		Unit	D	Prepared	Analyzed	Dil Fac
Anion/Cation Balance (SM 1030E)	**-2.67**				%			05/01/23 08:42	1
Alkalinity (SM 2320B)	**651**		4.00	4.00	mg/L			05/01/23 15:45	1
Bicarbonate Alkalinity as CaCO3 (SM 2320B)	**651**		4.00	4.00	mg/L			05/01/23 15:45	1
Carbonate Alkalinity as CaCO3 (SM 2320B)	<4.00	U	4.00	4.00	mg/L			05/01/23 15:45	1
Hydroxide Alkalinity (SM 2320B)	<4.00	U	4.00	4.00	mg/L			05/01/23 15:45	1
Phenolphthalein Alkalinity (SM 2320B)	<4.00	U	4.00	4.00	mg/L			05/01/23 15:45	1
Total Dissolved Solids (SM 2540C)	**1240**		10.0	10.0	mg/L			04/28/23 20:13	1
pH (SM 4500 H+ B)	**6.4**	**HF**			SU			05/01/23 16:56	1
Temperature (SM 4500 H+ B)	**20.1**	**HF**			Degrees C			05/01/23 16:56	1

Surrogate Summary

Client: Ensolum
Project/Site: Levey Well Hobbs, NM - 03B1417001

Job ID: 880-27694-1
SDG: Hobbs NM

Method: 8260C - Volatile Organic Compounds by GC/MS

Matrix: Water

Prep Type: Total/NA

		Percent Surrogate Recovery (Acceptance Limits)			
		BFB	DBFM	DCA	TOL
Lab Sample ID	Client Sample ID	(74-124)	(75-131)	(63-144)	(80-117)
880-27694-1	Levey Well	98	99	98	102
LCS 860-100939/3	Lab Control Sample	95	96	100	98
LCSD 860-100939/4	Lab Control Sample Dup	97	93	93	100
MB 860-100939/10	Method Blank	105	99	96	103

Surrogate Legend

BFB = 4-Bromofluorobenzene (Surr)
DBFM = Dibromofluoromethane (Surr)
DCA = 1,2-Dichloroethane-d4 (Surr)
TOL = Toluene-d8 (Surr)

QC Sample Results

Client: Ensolum
Project/Site: Levey Well Hobbs, NM - 03B1417001

Job ID: 880-27694-1
SDG: Hobbs NM

Method: 8260C - Volatile Organic Compounds by GC/MS

Lab Sample ID: MB 860-100939/10
Matrix: Water
Analysis Batch: 100939

Client Sample ID: Method Blank
Prep Type: Total/NA

Analyte	MB Result	MB Qualifier	RL		Unit	D	Prepared	Analyzed	Dil Fac
Benzene	<0.000533	U	0.00100	0.000533	mg/L			04/28/23 14:06	1
Bromobenzene	<0.000665	U	0.00100	0.000665	mg/L			04/28/23 14:06	1
Bromochloromethane	<0.000657	U	0.00100	0.000657	mg/L			04/28/23 14:06	1
Bromodichloromethane	<0.000552	U	0.00100	0.000552	mg/L			04/28/23 14:06	1
Bromoform	<0.000633	U	0.00500	0.000633	mg/L			04/28/23 14:06	1
Bromomethane	<0.00142	U	0.00500	0.00142	mg/L			04/28/23 14:06	1
2-Butanone	<0.00828	U	0.0500	0.00828	mg/L			04/28/23 14:06	1
Carbon tetrachloride	<0.000896	U	0.00500	0.000896	mg/L			04/28/23 14:06	1
Chlorobenzene	<0.000530	U	0.00100	0.000530	mg/L			04/28/23 14:06	1
Chloroethane	<0.00198	U	0.0100	0.00198	mg/L			04/28/23 14:06	1
Chloroform	<0.000643	U	0.00100	0.000643	mg/L			04/28/23 14:06	1
Chloromethane	<0.00204	U	0.0100	0.00204	mg/L			04/28/23 14:06	1
2-Chlorotoluene	<0.00118	U	0.00200	0.00118	mg/L			04/28/23 14:06	1
4-Chlorotoluene	<0.000472	U	0.00100	0.000472	mg/L			04/28/23 14:06	1
cis-1,2-Dichloroethene	<0.000714	U	0.00100	0.000714	mg/L			04/28/23 14:06	1
cis-1,3-Dichloropropene	<0.00107	U	0.00500	0.00107	mg/L			04/28/23 14:06	1
Dibromochloromethane	<0.000547	U	0.00500	0.000547	mg/L			04/28/23 14:06	1
1,2-Dibromo-3-Chloropropane	<0.00127	U	0.00500	0.00127	mg/L			04/28/23 14:06	1
1,2-Dibromoethane	<0.000999	U	0.00500	0.000999	mg/L			04/28/23 14:06	1
1,2-Dichlorobenzene	<0.000509	U	0.00100	0.000509	mg/L			04/28/23 14:06	1
1,3-Dichlorobenzene	<0.000513	U	0.00100	0.000513	mg/L			04/28/23 14:06	1
1,4-Dichlorobenzene	<0.000513	U	0.00100	0.000513	mg/L			04/28/23 14:06	1
Dichlorodifluoromethane	<0.000919	U	0.00100	0.000919	mg/L			04/28/23 14:06	1
1,1-Dichloroethane	<0.000635	U	0.00100	0.000635	mg/L			04/28/23 14:06	1
1,2-Dichloroethane	<0.000590	U	0.00100	0.000590	mg/L			04/28/23 14:06	1
1,1-Dichloroethene	<0.000738	U	0.00100	0.000738	mg/L			04/28/23 14:06	1
1,2-Dichloropropane	<0.000667	U	0.00500	0.000667	mg/L			04/28/23 14:06	1
1,3-Dichloropropane	<0.000514	U	0.00500	0.000514	mg/L			04/28/23 14:06	1
2,2-Dichloropropane	<0.000780	U	0.00500	0.000780	mg/L			04/28/23 14:06	1
1,1-Dichloropropene	<0.00160	U	0.00500	0.00160	mg/L			04/28/23 14:06	1
Ethylbenzene	<0.000411	U	0.00100	0.000411	mg/L			04/28/23 14:06	1
Hexachlorobutadiene	<0.00126	U	0.00500	0.00126	mg/L			04/28/23 14:06	1
Isopropylbenzene	<0.000613	U	0.00100	0.000613	mg/L			04/28/23 14:06	1
Methylene Chloride	<0.00173	U	0.00500	0.00173	mg/L			04/28/23 14:06	1
m,p-Xylenes	<0.00124	U	0.0100	0.00124	mg/L			04/28/23 14:06	1
MTBE	<0.00139	U	0.00500	0.00139	mg/L			04/28/23 14:06	1
Naphthalene	<0.00135	U	0.0100	0.00135	mg/L			04/28/23 14:06	1
n-Butylbenzene	<0.000644	U	0.00100	0.000644	mg/L			04/28/23 14:06	1
N-Propylbenzene	<0.000498	U	0.00100	0.000498	mg/L			04/28/23 14:06	1
o-Xylene	<0.000551	U	0.00100	0.000551	mg/L			04/28/23 14:06	1
p-Cymene (p-Isopropyltoluene)	<0.000919	U	0.00100	0.000919	mg/L			04/28/23 14:06	1
sec-Butylbenzene	<0.000468	U	0.00100	0.000468	mg/L			04/28/23 14:06	1
Styrene	<0.000655	U	0.00100	0.000655	mg/L			04/28/23 14:06	1
tert-Butylbenzene	<0.000442	U	0.00100	0.000442	mg/L			04/28/23 14:06	1
1,1,1,2-Tetrachloroethane	<0.000644	U	0.00100	0.000644	mg/L			04/28/23 14:06	1
1,1,2,2-Tetrachloroethane	<0.000470	U	0.00100	0.000470	mg/L			04/28/23 14:06	1
Tetrachloroethene	<0.000801	U	0.00100	0.000801	mg/L			04/28/23 14:06	1
Toluene	<0.000475	U	0.00100	0.000475	mg/L			04/28/23 14:06	1

QC Sample Results

Client: Ensolum
Project/Site: Levey Well Hobbs, NM - 03B1417001

Job ID: 880-27694-1
SDG: Hobbs NM

Method: 8260C - Volatile Organic Compounds by GC/MS (Continued)

Lab Sample ID: MB 860-100939/10
Matrix: Water
Analysis Batch: 100939

Client Sample ID: Method Blank
Prep Type: Total/NA

Analyte	MB Result	MB Qualifier	RL		Unit	D	Prepared	Analyzed	Dil Fac
trans-1,2-Dichloroethene	<0.000945	U	0.00100	0.000945	mg/L			04/28/23 14:06	1
trans-1,3-Dichloropropene	<0.00127	U	0.00500	0.00127	mg/L			04/28/23 14:06	1
1,2,3-Trichlorobenzene	<0.00217	U	0.00500	0.00217	mg/L			04/28/23 14:06	1
1,2,4-Trichlorobenzene	<0.00175	U	0.00500	0.00175	mg/L			04/28/23 14:06	1
1,1,1-Trichloroethane	<0.00169	U	0.00500	0.00169	mg/L			04/28/23 14:06	1
1,1,2-Trichloroethane	<0.000511	U	0.00100	0.000511	mg/L			04/28/23 14:06	1
Trichloroethene	<0.000791	U	0.00500	0.000791	mg/L			04/28/23 14:06	1
Trichlorofluoromethane	<0.000638	U	0.00100	0.000638	mg/L			04/28/23 14:06	1
1,2,3-Trichloropropane	<0.000490	U	0.00100	0.000490	mg/L			04/28/23 14:06	1
1,2,4-Trimethylbenzene	<0.000417	U	0.00100	0.000417	mg/L			04/28/23 14:06	1
1,3,5-Trimethylbenzene	<0.000456	U	0.00100	0.000456	mg/L			04/28/23 14:06	1
Vinyl chloride	<0.000638	U	0.00200	0.000638	mg/L			04/28/23 14:06	1
Xylenes, Total	<0.00124	U	0.0100	0.00124	mg/L			04/28/23 14:06	1

Surrogate	*MB %Recovery*	*MB Qualifier*	*Limits*	*Prepared*	*Analyzed*	*Dil Fac*
4-Bromofluorobenzene (Surr)	*105*		*74 - 124*		*04/28/23 14:06*	*1*
Dibromofluoromethane (Surr)	*99*		*75 - 131*		*04/28/23 14:06*	*1*
1,2-Dichloroethane-d4 (Surr)	*96*		*63 - 144*		*04/28/23 14:06*	*1*
Toluene-d8 (Surr)	*103*		*80 - 117*		*04/28/23 14:06*	*1*

Lab Sample ID: LCS 860-100939/3
Matrix: Water
Analysis Batch: 100939

Client Sample ID: Lab Control Sample
Prep Type: Total/NA

Analyte	Spike Added	LCS Result	LCS Qualifier	Unit	D	%Rec	%Rec Limits
Benzene	0.0500	0.05648		mg/L		113	75 - 125
Bromobenzene	0.0500	0.05185		mg/L		104	75 - 125
Bromochloromethane	0.0500	0.05663		mg/L		113	60 - 140
Bromodichloromethane	0.0500	0.05533		mg/L		111	75 - 125
Bromoform	0.0500	0.05147		mg/L		103	70 - 130
Bromomethane	0.0500	0.04626		mg/L		93	60 - 140
2-Butanone	0.250	0.2538		mg/L		102	60 - 140
Carbon tetrachloride	0.0500	0.05144		mg/L		103	70 - 130
Chlorobenzene	0.0500	0.05219		mg/L		104	65 - 135
Chloroethane	0.0500	0.05559		mg/L		111	60 - 140
Chloroform	0.0500	0.05307		mg/L		106	70 - 121
Chloromethane	0.0500	0.05589		mg/L		112	60 - 140
2-Chlorotoluene	0.0500	0.05090		mg/L		102	73 - 125
4-Chlorotoluene	0.0500	0.05178		mg/L		104	74 - 125
cis-1,2-Dichloroethene	0.0500	0.05394		mg/L		108	75 - 125
cis-1,3-Dichloropropene	0.0500	0.05659		mg/L		113	74 - 125
Dibromochloromethane	0.0500	0.05325		mg/L		107	73 - 125
1,2-Dibromo-3-Chloropropane	0.0500	0.05189		mg/L		104	59 - 125
1,2-Dibromoethane	0.0500	0.05179		mg/L		104	73 - 125
1,2-Dichlorobenzene	0.0500	0.05100		mg/L		102	75 - 125
1,3-Dichlorobenzene	0.0500	0.05206		mg/L		104	75 - 125
1,4-Dichlorobenzene	0.0500	0.04992		mg/L		100	75 - 125
Dichlorodifluoromethane	0.0500	0.05488		mg/L		110	70 - 130

QC Sample Results

Client: Ensolum
Project/Site: Levey Well Hobbs, NM - 03B1417001

Job ID: 880-27694-1
SDG: Hobbs NM

Method: 8260C - Volatile Organic Compounds by GC/MS (Continued)

Lab Sample ID: LCS 860-100939/3
Matrix: Water
Analysis Batch: 100939

Client Sample ID: Lab Control Sample
Prep Type: Total/NA

Analyte	Spike Added	LCS Result	LCS Qualifier	Unit	D	%Rec	%Rec Limits
1,1-Dichloroethane	0.0500	0.05067		mg/L		101	70 - 130
1,2-Dichloroethane	0.0500	0.05479		mg/L		110	72 - 130
1,1-Dichloroethene	0.0500	0.04914		mg/L		98	50 - 150
1,2-Dichloropropane	0.0500	0.05737		mg/L		115	74 - 125
1,3-Dichloropropane	0.0500	0.05105		mg/L		102	75 - 125
2,2-Dichloropropane	0.0500	0.06022		mg/L		120	75 - 125
1,1-Dichloropropene	0.0500	0.04989		mg/L		100	75 - 125
Ethylbenzene	0.0500	0.05248		mg/L		105	75 - 125
Hexachlorobutadiene	0.0500	0.05750		mg/L		115	75 - 125
Isopropylbenzene	0.0500	0.05348		mg/L		107	75 - 125
Methylene Chloride	0.0500	0.05127		mg/L		103	75 - 125
m,p-Xylenes	0.0500	0.05308		mg/L		106	75 - 125
MTBE	0.0500	0.05521		mg/L		110	65 - 135
Naphthalene	0.0500	0.05317		mg/L		106	70 - 130
n-Butylbenzene	0.0500	0.05506		mg/L		110	75 - 125
N-Propylbenzene	0.0500	0.05298		mg/L		106	75 - 125
o-Xylene	0.0500	0.05233		mg/L		105	75 - 125
p-Cymene (p-Isopropyltoluene)	0.0500	0.05368		mg/L		107	75 - 125
sec-Butylbenzene	0.0500	0.05342		mg/L		107	75 - 125
Styrene	0.0500	0.05432		mg/L		109	75 - 125
tert-Butylbenzene	0.0500	0.05262		mg/L		105	75 - 125
1,1,1,2-Tetrachloroethane	0.0500	0.05182		mg/L		104	72 - 125
1,1,2,2-Tetrachloroethane	0.0500	0.04932		mg/L		99	74 - 125
Tetrachloroethene	0.0500	0.05277		mg/L		106	71 - 125
Toluene	0.0500	0.05183		mg/L		104	70 - 130
trans-1,2-Dichloroethene	0.0500	0.05285		mg/L		106	75 - 125
trans-1,3-Dichloropropene	0.0500	0.05383		mg/L		108	66 - 125
1,2,3-Trichlorobenzene	0.0500	0.05290		mg/L		106	75 - 137
1,2,4-Trichlorobenzene	0.0500	0.05363		mg/L		107	75 - 135
1,1,1-Trichloroethane	0.0500	0.05821		mg/L		116	70 - 130
1,1,2-Trichloroethane	0.0500	0.05140		mg/L		103	70 - 130
Trichloroethene	0.0500	0.05462		mg/L		109	75 - 135
Trichlorofluoromethane	0.0500	0.05797		mg/L		116	60 - 140
1,2,3-Trichloropropane	0.0500	0.04995		mg/L		100	75 - 125
1,2,4-Trimethylbenzene	0.0500	0.05207		mg/L		104	75 - 125
1,3,5-Trimethylbenzene	0.0500	0.05327		mg/L		107	60 - 140
Vinyl chloride	0.0500	0.06138		mg/L		123	60 - 140

Surrogate	*LCS %Recovery*	*LCS Qualifier*	*Limits*
4-Bromofluorobenzene (Surr)	*95*		*74 - 124*
Dibromofluoromethane (Surr)	*96*		*75 - 131*
1,2-Dichloroethane-d4 (Surr)	*100*		*63 - 144*
Toluene-d8 (Surr)	*98*		*80 - 117*

QC Sample Results

Client: Ensolum
Project/Site: Levey Well Hobbs, NM - 03B1417001

Job ID: 880-27694-1
SDG: Hobbs NM

Method: 8260C - Volatile Organic Compounds by GC/MS (Continued)

Lab Sample ID: LCSD 860-100939/4
Matrix: Water
Analysis Batch: 100939

Client Sample ID: Lab Control Sample Dup
Prep Type: Total/NA

Analyte	Spike Added	LCSD Result	LCSD Qualifier	Unit	D	%Rec	%Rec Limits	RPD	RPD Limit
Benzene	0.0500	0.05162		mg/L		103	75 - 125	9	25
Bromobenzene	0.0500	0.05122		mg/L		102	75 - 125	1	25
Bromochloromethane	0.0500	0.05462		mg/L		109	60 - 140	4	25
Bromodichloromethane	0.0500	0.05109		mg/L		102	75 - 125	8	25
Bromoform	0.0500	0.05256		mg/L		105	70 - 130	2	25
Bromomethane	0.0500	0.04269		mg/L		85	60 - 140	8	25
2-Butanone	0.250	0.2443		mg/L		98	60 - 140	4	25
Carbon tetrachloride	0.0500	0.04763		mg/L		95	70 - 130	8	25
Chlorobenzene	0.0500	0.05185		mg/L		104	65 - 135	1	25
Chloroethane	0.0500	0.05240		mg/L		105	60 - 140	6	25
Chloroform	0.0500	0.05081		mg/L		102	70 - 121	4	25
Chloromethane	0.0500	0.05294		mg/L		106	60 - 140	5	25
2-Chlorotoluene	0.0500	0.04986		mg/L		100	73 - 125	2	25
4-Chlorotoluene	0.0500	0.05088		mg/L		102	74 - 125	2	25
cis-1,2-Dichloroethene	0.0500	0.05003		mg/L		100	75 - 125	8	25
cis-1,3-Dichloropropene	0.0500	0.05278		mg/L		106	74 - 125	7	25
Dibromochloromethane	0.0500	0.05212		mg/L		104	73 - 125	2	25
1,2-Dibromo-3-Chloropropane	0.0500	0.05237		mg/L		105	59 - 125	1	25
1,2-Dibromoethane	0.0500	0.05089		mg/L		102	73 - 125	2	25
1,2-Dichlorobenzene	0.0500	0.04933		mg/L		99	75 - 125	3	25
1,3-Dichlorobenzene	0.0500	0.05022		mg/L		100	75 - 125	4	25
1,4-Dichlorobenzene	0.0500	0.04988		mg/L		100	75 - 125	0	25
Dichlorodifluoromethane	0.0500	0.05214		mg/L		104	70 - 130	5	25
1,1-Dichloroethane	0.0500	0.04851		mg/L		97	70 - 130	4	25
1,2-Dichloroethane	0.0500	0.05152		mg/L		103	72 - 130	6	25
1,1-Dichloroethene	0.0500	0.04670		mg/L		93	50 - 150	5	25
1,2-Dichloropropane	0.0500	0.05234		mg/L		105	74 - 125	9	25
1,3-Dichloropropane	0.0500	0.05140		mg/L		103	75 - 125	1	25
2,2-Dichloropropane	0.0500	0.05281		mg/L		106	75 - 125	13	25
1,1-Dichloropropene	0.0500	0.04564		mg/L		91	75 - 125	9	25
Ethylbenzene	0.0500	0.05181		mg/L		104	75 - 125	1	25
Hexachlorobutadiene	0.0500	0.05392		mg/L		108	75 - 125	6	25
Isopropylbenzene	0.0500	0.05259		mg/L		105	75 - 125	2	25
Methylene Chloride	0.0500	0.04894		mg/L		98	75 - 125	5	25
m,p-Xylenes	0.0500	0.05148		mg/L		103	75 - 125	3	25
MTBE	0.0500	0.05252		mg/L		105	65 - 135	5	25
Naphthalene	0.0500	0.05299		mg/L		106	70 - 130	0	25
n-Butylbenzene	0.0500	0.05288		mg/L		106	75 - 125	4	25
N-Propylbenzene	0.0500	0.05186		mg/L		104	75 - 125	2	25
o-Xylene	0.0500	0.05178		mg/L		104	75 - 125	1	25
p-Cymene (p-Isopropyltoluene)	0.0500	0.05131		mg/L		103	75 - 125	5	25
sec-Butylbenzene	0.0500	0.05201		mg/L		104	75 - 125	3	25
Styrene	0.0500	0.05346		mg/L		107	75 - 125	2	25
tert-Butylbenzene	0.0500	0.05069		mg/L		101	75 - 125	4	25
1,1,1,2-Tetrachloroethane	0.0500	0.05166		mg/L		103	72 - 125	0	25
1,1,2,2-Tetrachloroethane	0.0500	0.04883		mg/L		98	74 - 125	1	25
Tetrachloroethene	0.0500	0.05162		mg/L		103	71 - 125	2	25
Toluene	0.0500	0.05056		mg/L		101	70 - 130	2	25

QC Sample Results

Client: Ensolum
Project/Site: Levey Well Hobbs, NM - 03B1417001

Job ID: 880-27694-1
SDG: Hobbs NM

Method: 8260C - Volatile Organic Compounds by GC/MS (Continued)

Lab Sample ID: LCSD 860-100939/4
Matrix: Water
Analysis Batch: 100939

Client Sample ID: Lab Control Sample Dup
Prep Type: Total/NA

Analyte	Spike Added	LCSD Result	LCSD Qualifier	Unit	D	%Rec	%Rec Limits	RPD	RPD Limit
trans-1,2-Dichloroethene	0.0500	0.05074		mg/L		101	75 - 125	4	25
trans-1,3-Dichloropropene	0.0500	0.05407		mg/L		108	66 - 125	0	25
1,2,3-Trichlorobenzene	0.0500	0.05200		mg/L		104	75 - 137	2	25
1,2,4-Trichlorobenzene	0.0500	0.05201		mg/L		104	75 - 135	3	25
1,1,1-Trichloroethane	0.0500	0.05225		mg/L		104	70 - 130	11	25
1,1,2-Trichloroethane	0.0500	0.05194		mg/L		104	70 - 130	1	25
Trichloroethene	0.0500	0.05133		mg/L		103	75 - 135	6	25
Trichlorofluoromethane	0.0500	0.05452		mg/L		109	60 - 140	6	25
1,2,3-Trichloropropane	0.0500	0.04891		mg/L		98	75 - 125	2	25
1,2,4-Trimethylbenzene	0.0500	0.05083		mg/L		102	75 - 125	2	25
1,3,5-Trimethylbenzene	0.0500	0.05081		mg/L		102	60 - 140	5	25
Vinyl chloride	0.0500	0.05756		mg/L		115	60 - 140	6	25

Surrogate	*LCSD %Recovery*	*LCSD Qualifier*	*Limits*
4-Bromofluorobenzene (Surr)	*97*		*74 - 124*
Dibromofluoromethane (Surr)	*93*		*75 - 131*
1,2-Dichloroethane-d4 (Surr)	*93*		*63 - 144*
Toluene-d8 (Surr)	*100*		*80 - 117*

Method: 300.0 - Anions, Ion Chromatography

Lab Sample ID: MB 860-100953/3
Matrix: Water
Analysis Batch: 100953

Client Sample ID: Method Blank
Prep Type: Total/NA

Analyte	MB Result	MB Qualifier	RL		Unit	D	Prepared	Analyzed	Dil Fac
Bromide	<0.0711	U	0.500	0.0711	mg/L			04/28/23 12:33	1
Chloride	<0.250	U	0.500	0.250	mg/L			04/28/23 12:33	1
Fluoride	<0.100	U	0.500	0.100	mg/L			04/28/23 12:33	1
Sulfate	<0.200	U	0.500	0.200	mg/L			04/28/23 12:33	1

Lab Sample ID: LCS 860-100953/4
Matrix: Water
Analysis Batch: 100953

Client Sample ID: Lab Control Sample
Prep Type: Total/NA

Analyte	Spike Added	LCS Result	LCS Qualifier	Unit	D	%Rec	%Rec Limits
Bromide	10.0	9.932		mg/L		99	90 - 110
Chloride	10.0	10.00		mg/L		100	90 - 110
Fluoride	10.0	10.33		mg/L		103	90 - 110
Sulfate	10.0	10.18		mg/L		102	90 - 110

Lab Sample ID: LCSD 860-100953/5
Matrix: Water
Analysis Batch: 100953

Client Sample ID: Lab Control Sample Dup
Prep Type: Total/NA

Analyte	Spike Added	LCSD Result	LCSD Qualifier	Unit	D	%Rec	%Rec Limits	RPD	RPD Limit
Bromide	10.0	9.952		mg/L		100	90 - 110	0	20
Chloride	10.0	9.997		mg/L		100	90 - 110	0	20
Fluoride	10.0	10.36		mg/L		104	90 - 110	0	20

QC Sample Results

Client: Ensolum
Project/Site: Levey Well Hobbs, NM - 03B1417001

Job ID: 880-27694-1
SDG: Hobbs NM

Method: 300.0 - Anions, Ion Chromatography (Continued)

Lab Sample ID: LCSD 860-100953/5 — **Client Sample ID: Lab Control Sample Dup**
Matrix: Water — **Prep Type: Total/NA**
Analysis Batch: 100953

Analyte	Spike Added	LCSD Result	LCSD Qualifier	Unit	D	%Rec	%Rec Limits	RPD	RPD Limit
Sulfate	10.0	10.22		mg/L		102	90 - 110	0	20

Lab Sample ID: LLCS 860-100953/7 — **Client Sample ID: Lab Control Sample**
Matrix: Water — **Prep Type: Total/NA**
Analysis Batch: 100953

Analyte	Spike Added	LLCS Result	LLCS Qualifier	Unit	D	%Rec	%Rec Limits
Bromide	0.500	0.5285		mg/L		106	50 - 150
Chloride	0.500	0.5325		mg/L		107	50 - 150
Fluoride	0.500	0.4575	J	mg/L		92	50 - 150
Sulfate	0.500	0.4730	J	mg/L		95	50 - 150

Lab Sample ID: MB 860-100954/3 — **Client Sample ID: Method Blank**
Matrix: Water — **Prep Type: Total/NA**
Analysis Batch: 100954

Analyte	MB Result	MB Qualifier	RL		Unit	D	Prepared	Analyzed	Dil Fac
Nitrate as N	<0.0391	U	0.100	0.0391	mg/L			04/28/23 12:33	1
Nitrite as N	<0.0293	U	0.100	0.0293	mg/L			04/28/23 12:33	1

Lab Sample ID: LCS 860-100954/4 — **Client Sample ID: Lab Control Sample**
Matrix: Water — **Prep Type: Total/NA**
Analysis Batch: 100954

Analyte	Spike Added	LCS Result	LCS Qualifier	Unit	D	%Rec	%Rec Limits
Nitrate as N	10.0	10.03		mg/L		100	80 - 120
Nitrite as N	10.0	10.10		mg/L		101	80 - 120

Lab Sample ID: LCSD 860-100954/5 — **Client Sample ID: Lab Control Sample Dup**
Matrix: Water — **Prep Type: Total/NA**
Analysis Batch: 100954

Analyte	Spike Added	LCSD Result	LCSD Qualifier	Unit	D	%Rec	%Rec Limits	RPD	RPD Limit
Nitrate as N	10.0	10.05		mg/L		100	80 - 120	0	20
Nitrite as N	10.0	10.18		mg/L		102	80 - 120	1	20

Lab Sample ID: LLCS 860-100954/6 — **Client Sample ID: Lab Control Sample**
Matrix: Water — **Prep Type: Total/NA**
Analysis Batch: 100954

Analyte	Spike Added	LLCS Result	LLCS Qualifier	Unit	D	%Rec	%Rec Limits
Nitrate as N	0.100	0.1188		mg/L		119	50 - 150
Nitrite as N	0.100	0.09127	J	mg/L		91	50 - 150

QC Sample Results

Client: Ensolum
Project/Site: Levey Well Hobbs, NM - 03B1417001

Job ID: 880-27694-1
SDG: Hobbs NM

Method: 200.7 Rev 4.4 - Metals (ICP)

Lab Sample ID: MB 860-101200/1-A
Matrix: Water
Analysis Batch: 101343

Client Sample ID: Method Blank
Prep Type: Total Recoverable
Prep Batch: 101200

Analyte	MB Result	MB Qualifier	RL		Unit	D	Prepared	Analyzed	Dil Fac
Calcium	<0.115	U	0.200	0.115	mg/L		05/01/23 11:30	05/01/23 16:54	1
Magnesium	<0.0428	U	0.200	0.0428	mg/L		05/01/23 11:30	05/01/23 16:54	1
SiO2	<0.471	U	1.07	0.471	mg/L		05/01/23 11:30	05/01/23 16:54	1

Lab Sample ID: MB 860-101200/1-A
Matrix: Water
Analysis Batch: 101402

Client Sample ID: Method Blank
Prep Type: Total Recoverable
Prep Batch: 101200

Analyte	MB Result	MB Qualifier	RL		Unit	D	Prepared	Analyzed	Dil Fac
Potassium	<0.0914	U	0.500	0.0914	mg/L		05/01/23 11:30	05/02/23 13:05	1
Sodium	<0.152	U	0.500	0.152	mg/L		05/01/23 11:30	05/02/23 13:05	1

Lab Sample ID: LCS 860-101200/2-A
Matrix: Water
Analysis Batch: 101343

Client Sample ID: Lab Control Sample
Prep Type: Total Recoverable
Prep Batch: 101200

Analyte	Spike Added	LCS Result	LCS Qualifier	Unit	D	%Rec	%Rec Limits
Calcium	25.0	26.20		mg/L		105	85 - 115
Magnesium	25.0	26.00		mg/L		104	85 - 115
SiO2	21.4	21.83		mg/L		102	85 - 115

Lab Sample ID: LCS 860-101200/2-A
Matrix: Water
Analysis Batch: 101402

Client Sample ID: Lab Control Sample
Prep Type: Total Recoverable
Prep Batch: 101200

Analyte	Spike Added	LCS Result	LCS Qualifier	Unit	D	%Rec	%Rec Limits
Potassium	10.0	10.00		mg/L		100	85 - 115
Sodium	25.0	25.00		mg/L		100	85 - 115

Lab Sample ID: LCSD 860-101200/3-A
Matrix: Water
Analysis Batch: 101343

Client Sample ID: Lab Control Sample Dup
Prep Type: Total Recoverable
Prep Batch: 101200

Analyte	Spike Added	LCSD Result	LCSD Qualifier	Unit	D	%Rec	%Rec Limits	RPD	RPD Limit
Calcium	25.0	26.20		mg/L		105	85 - 115	0	20
Magnesium	25.0	25.90		mg/L		104	85 - 115	0	20
SiO2	21.4	21.83		mg/L		102	85 - 115	0	20

Lab Sample ID: LCSD 860-101200/3-A
Matrix: Water
Analysis Batch: 101402

Client Sample ID: Lab Control Sample Dup
Prep Type: Total Recoverable
Prep Batch: 101200

Analyte	Spike Added	LCSD Result	LCSD Qualifier	Unit	D	%Rec	%Rec Limits	RPD	RPD Limit
Potassium	10.0	10.00		mg/L		100	85 - 115	0	20
Sodium	25.0	24.90		mg/L		100	85 - 115	0	20

QC Sample Results

Client: Ensolum
Project/Site: Levey Well Hobbs, NM - 03B1417001

Job ID: 880-27694-1
SDG: Hobbs NM

Method: 200.7 Rev 4.4 - Metals (ICP) (Continued)

Lab Sample ID: LLCS 860-101200/4-A — **Client Sample ID: Lab Control Sample**
Matrix: Water — **Prep Type: Total Recoverable**
Analysis Batch: 101343 — **Prep Batch: 101200**

Analyte	Spike Added	LLCS Result	LLCS Qualifier	Unit	D	%Rec	%Rec Limits
Calcium	0.200	0.1940	J	mg/L		97	50 - 150
Magnesium	0.200	0.2210		mg/L		111	50 - 150
SiO2	1.07	1.166		mg/L		109	50 - 150

Lab Sample ID: LLCS 860-101200/4-A — **Client Sample ID: Lab Control Sample**
Matrix: Water — **Prep Type: Total Recoverable**
Analysis Batch: 101402 — **Prep Batch: 101200**

Analyte	Spike Added	LLCS Result	LLCS Qualifier	Unit	D	%Rec	%Rec Limits
Potassium	0.500	0.5560		mg/L		111	50 - 150
Sodium	0.500	0.5560		mg/L		111	50 - 150

Lab Sample ID: 880-27694-1 MS — **Client Sample ID: Levey Well**
Matrix: Water — **Prep Type: Total Recoverable**
Analysis Batch: 101343 — **Prep Batch: 101200**

Analyte	Sample Result	Sample Qualifier	Spike Added	MS Result	MS Qualifier	Unit	D	%Rec	%Rec Limits
Magnesium	52.9		25.0	80.00		mg/L		108	70 - 130
Potassium	4.54	B *+ ^2	10.0	15.70		mg/L		112	70 - 130
SiO2	64.8		21.4	89.02		mg/L		113	70 - 130

Lab Sample ID: 880-27694-1 MS — **Client Sample ID: Levey Well**
Matrix: Water — **Prep Type: Total Recoverable**
Analysis Batch: 101402 — **Prep Batch: 101200**

Analyte	Sample Result	Sample Qualifier	Spike Added	MS Result	MS Qualifier	Unit	D	%Rec	%Rec Limits
Potassium	4.25		10.0	15.40		mg/L		112	70 - 130
Sodium	80.2		25.0	109.0		mg/L		115	70 - 130

Lab Sample ID: 880-27694-1 MSD — **Client Sample ID: Levey Well**
Matrix: Water — **Prep Type: Total Recoverable**
Analysis Batch: 101343 — **Prep Batch: 101200**

Analyte	Sample Result	Sample Qualifier	Spike Added	MSD Result	MSD Qualifier	Unit	D	%Rec	%Rec Limits	RPD	RPD Limit
Potassium	4.54	B *+ ^2	10.0	15.80		mg/L		113	70 - 130	1	20
Sodium	82.6	B *+ ^2	25.0	111.0		mg/L		114	70 - 130	1	20
SiO2	64.8		21.4	90.31		mg/L		119	70 - 130	1	20

Lab Sample ID: 880-27694-1 MSD — **Client Sample ID: Levey Well**
Matrix: Water — **Prep Type: Total Recoverable**
Analysis Batch: 101402 — **Prep Batch: 101200**

Analyte	Sample Result	Sample Qualifier	Spike Added	MSD Result	MSD Qualifier	Unit	D	%Rec	%Rec Limits	RPD	RPD Limit
Potassium	4.25		10.0	15.50		mg/L		113	70 - 130	1	20
Sodium	80.2		25.0	110.0		mg/L		119	70 - 130	1	20

QC Sample Results

Client: Ensolum
Project/Site: Levey Well Hobbs, NM - 03B1417001

Job ID: 880-27694-1
SDG: Hobbs NM

Method: SM 2320B - Alkalinity

Lab Sample ID: MB 860-101273/3 — **Client Sample ID: Method Blank**
Matrix: Water — **Prep Type: Total/NA**
Analysis Batch: 101273

Analyte	MB Result	MB Qualifier	RL		Unit	D	Prepared	Analyzed	Dil Fac
Alkalinity	<4.00	U	4.00	4.00	mg/L			05/01/23 11:28	1
Bicarbonate Alkalinity as CaCO3	<4.00	U	4.00	4.00	mg/L			05/01/23 11:28	1
Carbonate Alkalinity as CaCO3	<4.00	U	4.00	4.00	mg/L			05/01/23 11:28	1
Hydroxide Alkalinity	<4.00	U	4.00	4.00	mg/L			05/01/23 11:28	1
Phenolphthalein Alkalinity	<4.00	U	4.00	4.00	mg/L			05/01/23 11:28	1

Lab Sample ID: LCS 860-101273/4 — **Client Sample ID: Lab Control Sample**
Matrix: Water — **Prep Type: Total/NA**
Analysis Batch: 101273

Analyte	Spike Added	LCS Result	LCS Qualifier	Unit	D	%Rec	%Rec Limits
Alkalinity	250	243.0		mg/L		97	85 - 115

Lab Sample ID: LCSD 860-101273/5 — **Client Sample ID: Lab Control Sample Dup**
Matrix: Water — **Prep Type: Total/NA**
Analysis Batch: 101273

Analyte	Spike Added	LCSD Result	LCSD Qualifier	Unit	D	%Rec	%Rec Limits	RPD	RPD Limit
Alkalinity	250	247.8		mg/L		99	85 - 115	2	20

Method: SM 2540C - Solids, Total Dissolved (TDS)

Lab Sample ID: MB 860-101071/1 — **Client Sample ID: Method Blank**
Matrix: Water — **Prep Type: Total/NA**
Analysis Batch: 101071

Analyte	MB Result	MB Qualifier	RL		Unit	D	Prepared	Analyzed	Dil Fac
Total Dissolved Solids	<5.00	U	5.00	5.00	mg/L			04/28/23 20:13	1

Lab Sample ID: LCS 860-101071/2 — **Client Sample ID: Lab Control Sample**
Matrix: Water — **Prep Type: Total/NA**
Analysis Batch: 101071

Analyte	Spike Added	LCS Result	LCS Qualifier	Unit	D	%Rec	%Rec Limits
Total Dissolved Solids	1000	1093		mg/L		109	80 - 120

Lab Sample ID: LCSD 860-101071/3 — **Client Sample ID: Lab Control Sample Dup**
Matrix: Water — **Prep Type: Total/NA**
Analysis Batch: 101071

Analyte	Spike Added	LCSD Result	LCSD Qualifier	Unit	D	%Rec	%Rec Limits	RPD	RPD Limit
Total Dissolved Solids	1000	1006		mg/L		101	80 - 120	8	10

Lab Sample ID: LLCS 860-101071/4 — **Client Sample ID: Lab Control Sample**
Matrix: Water — **Prep Type: Total/NA**
Analysis Batch: 101071

Analyte	Spike Added	LLCS Result	LLCS Qualifier	Unit	D	%Rec	%Rec Limits
Total Dissolved Solids	5.00	<5.00	U	mg/L		80	50 - 150

QC Association Summary

Client: Ensolum
Project/Site: Levey Well Hobbs, NM - 03B1417001

Job ID: 880-27694-1
SDG: Hobbs NM

GC/MS VOA

Analysis Batch: 100939

Lab Sample ID	Client Sample ID	Prep Type	Matrix	Method	Prep Batch
880-27694-1	Levey Well	Total/NA	Water	8260C	
MB 860-100939/10	Method Blank	Total/NA	Water	8260C	
LCS 860-100939/3	Lab Control Sample	Total/NA	Water	8260C	
LCSD 860-100939/4	Lab Control Sample Dup	Total/NA	Water	8260C	

HPLC/IC

Analysis Batch: 100953

Lab Sample ID	Client Sample ID	Prep Type	Matrix	Method	Prep Batch
880-27694-1	Levey Well	Total/NA	Water	300.0	
MB 860-100953/3	Method Blank	Total/NA	Water	300.0	
LCS 860-100953/4	Lab Control Sample	Total/NA	Water	300.0	
LCSD 860-100953/5	Lab Control Sample Dup	Total/NA	Water	300.0	
LLCS 860-100953/7	Lab Control Sample	Total/NA	Water	300.0	

Analysis Batch: 100954

Lab Sample ID	Client Sample ID	Prep Type	Matrix	Method	Prep Batch
880-27694-1	Levey Well	Total/NA	Water	300.0	
MB 860-100954/3	Method Blank	Total/NA	Water	300.0	
LCS 860-100954/4	Lab Control Sample	Total/NA	Water	300.0	
LCSD 860-100954/5	Lab Control Sample Dup	Total/NA	Water	300.0	
LLCS 860-100954/6	Lab Control Sample	Total/NA	Water	300.0	

Metals

Prep Batch: 101200

Lab Sample ID	Client Sample ID	Prep Type	Matrix	Method	Prep Batch
880-27694-1	Levey Well	Total Recoverable	Water	200.7	
MB 860-101200/1-A	Method Blank	Total Recoverable	Water	200.7	
LCS 860-101200/2-A	Lab Control Sample	Total Recoverable	Water	200.7	
LCSD 860-101200/3-A	Lab Control Sample Dup	Total Recoverable	Water	200.7	
LLCS 860-101200/4-A	Lab Control Sample	Total Recoverable	Water	200.7	
880-27694-1 MS	Levey Well	Total Recoverable	Water	200.7	
880-27694-1 MSD	Levey Well	Total Recoverable	Water	200.7	

Analysis Batch: 101343

Lab Sample ID	Client Sample ID	Prep Type	Matrix	Method	Prep Batch
880-27694-1	Levey Well	Total Recoverable	Water	200.7 Rev 4.4	101200
880-27694-1	Levey Well	Total Recoverable	Water	200.7 Rev 4.4	101200
MB 860-101200/1-A	Method Blank	Total Recoverable	Water	200.7 Rev 4.4	101200
LCS 860-101200/2-A	Lab Control Sample	Total Recoverable	Water	200.7 Rev 4.4	101200
LCSD 860-101200/3-A	Lab Control Sample Dup	Total Recoverable	Water	200.7 Rev 4.4	101200
LLCS 860-101200/4-A	Lab Control Sample	Total Recoverable	Water	200.7 Rev 4.4	101200
880-27694-1 MS	Levey Well	Total Recoverable	Water	200.7 Rev 4.4	101200
880-27694-1 MSD	Levey Well	Total Recoverable	Water	200.7 Rev 4.4	101200

Analysis Batch: 101402

Lab Sample ID	Client Sample ID	Prep Type	Matrix	Method	Prep Batch
880-27694-1	Levey Well	Total Recoverable	Water	200.7 Rev 4.4	101200
MB 860-101200/1-A	Method Blank	Total Recoverable	Water	200.7 Rev 4.4	101200
LCS 860-101200/2-A	Lab Control Sample	Total Recoverable	Water	200.7 Rev 4.4	101200
LCSD 860-101200/3-A	Lab Control Sample Dup	Total Recoverable	Water	200.7 Rev 4.4	101200

QC Association Summary

Client: Ensolum
Project/Site: Levey Well Hobbs, NM - 03B1417001

Job ID: 880-27694-1
SDG: Hobbs NM

Metals (Continued)

Analysis Batch: 101402 (Continued)

Lab Sample ID	Client Sample ID	Prep Type	Matrix	Method	Prep Batch
LLCS 860-101200/4-A	Lab Control Sample	Total Recoverable	Water	200.7 Rev 4.4	101200
880-27694-1 MS	Levey Well	Total Recoverable	Water	200.7 Rev 4.4	101200
880-27694-1 MSD	Levey Well	Total Recoverable	Water	200.7 Rev 4.4	101200

General Chemistry

Analysis Batch: 101071

Lab Sample ID	Client Sample ID	Prep Type	Matrix	Method	Prep Batch
880-27694-1	Levey Well	Total/NA	Water	SM 2540C	
MB 860-101071/1	Method Blank	Total/NA	Water	SM 2540C	
LCS 860-101071/2	Lab Control Sample	Total/NA	Water	SM 2540C	
LCSD 860-101071/3	Lab Control Sample Dup	Total/NA	Water	SM 2540C	
LLCS 860-101071/4	Lab Control Sample	Total/NA	Water	SM 2540C	

Analysis Batch: 101146

Lab Sample ID	Client Sample ID	Prep Type	Matrix	Method	Prep Batch
880-27694-1	Levey Well	Total/NA	Water	SM 1030E	

Analysis Batch: 101273

Lab Sample ID	Client Sample ID	Prep Type	Matrix	Method	Prep Batch
880-27694-1	Levey Well	Total/NA	Water	SM 2320B	
MB 860-101273/3	Method Blank	Total/NA	Water	SM 2320B	
LCS 860-101273/4	Lab Control Sample	Total/NA	Water	SM 2320B	
LCSD 860-101273/5	Lab Control Sample Dup	Total/NA	Water	SM 2320B	

Analysis Batch: 101285

Lab Sample ID	Client Sample ID	Prep Type	Matrix	Method	Prep Batch
880-27694-1	Levey Well	Total/NA	Water	SM 4500 H+ B	

Lab Chronicle

Client: Ensolum
Project/Site: Levey Well Hobbs, NM - 03B1417001

Job ID: 880-27694-1
SDG: Hobbs NM

Client Sample ID: Levey Well

Date Collected: 04/26/23 14:00
Date Received: 04/27/23 13:28

Lab Sample ID: 880-27694-1

Matrix: Water

Prep Type	Batch Type	Batch Method	Run	Dilution Factor	Batch Number	Analyst	Lab	Prepared or Analyzed
Total/NA	Analysis	8260C		1	100939	AN	EET HOU	04/28/23 17:53
Total/NA	Analysis	300.0		1	100953	WP	EET HOU	04/28/23 13:22
Total/NA	Analysis	300.0		1	100954	WP	EET HOU	04/28/23 13:22
Total Recoverable	Prep	200.7			101200	MD	EET HOU	05/01/23 11:30
Total Recoverable	Analysis	200.7 Rev 4.4		1	101343	JDM	EET HOU	05/01/23 17:04
Total Recoverable	Prep	200.7			101200	MD	EET HOU	05/01/23 11:30
Total Recoverable	Analysis	200.7 Rev 4.4		50	101343	JDM	EET HOU	05/01/23 17:22
Total Recoverable	Prep	200.7			101200	MD	EET HOU	05/01/23 11:30
Total Recoverable	Analysis	200.7 Rev 4.4		1	101402	JDM	EET HOU	05/02/23 13:13
Total/NA	Analysis	SM 1030E		1	101146	SC	EET HOU	05/01/23 08:42
Total/NA	Analysis	SM 2320B		1	101273	TL	EET HOU	05/01/23 15:45
Total/NA	Analysis	SM 2540C		1	101071	YGG	EET HOU	04/28/23 20:13
Total/NA	Analysis	SM 4500 H+ B		1	101285	TL	EET HOU	05/01/23 16:56

Laboratory References:

EET HOU = Eurofins Houston, 4145 Greenbriar Dr, Stafford, TX 77477, TEL (281)240-4200

Accreditation/Certification Summary

Client: Ensolum
Job ID: 880-27694-1
Project/Site: Levey Well Hobbs, NM - 03B1417001
SDG: Hobbs NM

Laboratory: Eurofins Houston

Unless otherwise noted, all analytes for this laboratory were covered under each accreditation/certification below.

Authority	Program	Identification Number	Expiration Date
Texas	NELAP	T104704215-23-50	06-30-23

The following analytes are included in this report, but the laboratory is not certified by the governing authority. This list may include analytes for which the agency does not offer certification.

Analysis Method	Prep Method	Matrix	Analyte
SM 1030E		Water	Anion/Cation Balance
SM 2320B		Water	Bicarbonate Alkalinity as CaCO3
SM 2320B		Water	Carbonate Alkalinity as CaCO3
SM 2320B		Water	Hydroxide Alkalinity
SM 2320B		Water	Phenolphthalein Alkalinity
SM 4500 H+ B		Water	Temperature

Method Summary

Client: Ensolum
Project/Site: Levey Well Hobbs, NM - 03B1417001

Job ID: 880-27694-1
SDG: Hobbs NM

Method	Method Description	Protocol	Laboratory
8260C	Volatile Organic Compounds by GC/MS	SW846	EET HOU
300.0	Anions, Ion Chromatography	EPA	EET HOU
200.7 Rev 4.4	Metals (ICP)	EPA	EET HOU
SM 1030E	Cation Anion Balance	SM	EET HOU
SM 2320B	Alkalinity	SM	EET HOU
SM 2540C	Solids, Total Dissolved (TDS)	SM	EET HOU
SM 4500 H+ B	pH	SM	EET HOU
200.7	Preparation, Total Recoverable Metals	EPA	EET HOU
5030C	Purge and Trap	SW846	EET HOU

Protocol References:

EPA = US Environmental Protection Agency

SM = "Standard Methods For The Examination Of Water And Wastewater"

SW846 = "Test Methods For Evaluating Solid Waste, Physical/Chemical Methods", Third Edition, November 1986 And Its Updates.

Laboratory References:

EET HOU = Eurofins Houston, 4145 Greenbriar Dr, Stafford, TX 77477, TEL (281)240-4200

Sample Summary

Client: Ensolum
Project/Site: Levey Well Hobbs, NM - 03B1417001

Job ID: 880-27694-1
SDG: Hobbs NM

Lab Sample ID	Client Sample ID	Matrix	Collected	Received
880-27694-1	Levey Well	Water	04/26/23 14:00	04/27/23 13:28

Chain of Custody

XENCO LABORATORIES

Houston TX (281) 240-4200 Dallas,TX (214) 902-0300 San Antonio TX (210) 509-3334
Midland TX (432-704-5440) EL Paso TX (915)585-3443 Lubbock TX (806)794-1296
Hobbs NM (575-392-7550) Phoenix,AZ (480-355-0900) Atlanta GA (770-449-8800) Tampa FL (813-620-2000) www.xenco.com

Work Order No: 27694

Page 1 of 1

5/3/2023

Project Manager	Beaux Jennings	Bill to (if different)	
Company Name	Ensolum LLC	Company Name	
Address	601 Marienfeld #400	Address	
City, State ZIP	Midland TX 79701	City, State ZIP	
Phone:	432-230-3344	Email	bjennings@ensolum.com

Work Order Comments

Program: UST/PST ☐ PRP ☐ Brownfields ☐ RRC ☐ Superfund ☐
State of Project:
Reporting Level II ☐ Level III ☐ PST/UST ☐ TRRP ☐ Level IV ☐
Deliverables EDD ☐ ADaPT ☐ Other:

Project Name	Levey Well Hobbs NM	Turn Around	
Project Number:	03B1417001	Routine ☐	
P.O. Number:	03B1417001	Rush 24 Hr	
Sampler's Name	Shane Diller	Due Date	

SAMPLE RECEIPT			
Temp Blank	Yes (No)	Wet Ice:	(Yes) No
Temperature (°C):	5.8 15.5	Thermometer ID	
Received Intact:	(Yes) No		JKE
Cooler Custody Seals	Yes No (N/A)	Correction Factor:	-.30
Sample Custody Seals	Yes No (N/A)	Total Containers	

ANALYSIS REQUEST

Sample Identification	Matrix	Date Sampled	Time Sampled	Depth	Number of Containers	VOCs	Anions: F, Cl, SO4, B	Cations: Ca, K, Mg, Na, Si	pH	Alkalinity	TDS	Sample Comments
Levey Well	GW	4-26-23	1400			X	X	X	X	X	X	24 Hr

N+E 4-26-23

Work Order Notes

TAT starts the day recevied by the lab if received by 4 30pm

880-27694 Chain of Custody

Total 200.7 / 6010 200.8 / 6020: 8RCRA 13PPM Texas 11 Al Sb As Ba Be B Cd Ca Cr Co Cu Fe Pb Mg Mn Mo Ni K Se Ag SiO2 Na Sr Tl Sn U V Zn
Circle Method(s) and Metal(s) to be analyzed TCLP / SPLP 6010 8RCRA Sb As Ba Be Cd Cr Co Cu Pb Mn Mo Ni Se Ag Tl U 1631 / 245.1 / 7470 / 7471 Hg

Notice Signature of this document and relinquishment of samples constitutes a valid purchase order from client company to Xenco, its affiliates and subcontractors. It assigns standard terms and conditions of service Xenco will be liable only for the cost of samples and shall not assume any responsibility for any losses or expenses incurred by the client if such losses are due to circumstances beyond the control of Xenco. A minimum charge of $75.00 will be applied to each project and a charge of $5 for each sample submitted to Xenco, but not analyzed. These terms will be enforced unless previously negotiated.

Relinquished by: (Signature)	Received by (Signature)	Date/Time	Relinquished by: (Signature)	Received by: (Signature)	Date/Time
1		4/27/23 0800	2		4/27/23 1328
3			4		
5			6		

Revised Date 051418 Rev 2018 1

Received by OCD: 11/8/2023 2:53:24 PM

Released to Imaging: 3/21/2024 4:09:03 PM

Released to Imaging: 3/21/2024 4:09:03 PM

Received by OCD: 11/8/2023 2:53:24 PM

Eurofins Midland
1211 W Florida Ave
Midland TX 79701
Phone: 432-704-5440

Chain of Custody Record

eurofins Environment Testing

Client Information (Sub Contract Lab)	Sampler:	Lab PM: Kramer Jessica	Carrier Tracking No(s):	COC No: 880-6872.1
Client Contact: Shipping/Receiving	Phone:	E-Mail: Jessica.Kramer@et eurofinsus.com	State of Origin: New Mexico	Page: Page 1 of 1
Company: Eurofins Environment Testing South Centr		Accreditations Required (See note): NELAP Texas		Job #: 880-27694-1
Address: 4145 Greenbriar Dr	Due Date Requested: 5/1/2023			
City: Stafford	TAT Requested (days):			
State, Zip: TX, 77477				
Phone: 281-240-4200(Tel)	PO #:			
Email:	WO #:			
Project Name: Levey Well Hobbs NM 03B1417001	Project #: 88000024			
Site:	SSOW#:			

Analysis Requested

Preservation Codes:
A HCL, B NaOH, C Zn Acetate, D Nitric Acid, E NaHSO4, F MeOH, G Amchlor, H Ascorbic Acid, I Ice, J DI Water, K EDTA, L EDA, M Hexane, N None, O AsNaO2, P Na2O4S, Q Na2SO3, R Na2S2O3, S H2SO4, T TSP Dodecahydrate, U Acetone, V MCAA, W pH 4-5, Y Trizma, Z other (specify)
Other:

Sample Identification Client ID (Lab ID)	Sample Date	Sample Time	Sample Type (C=comp, G=grab)	Matrix (W=water S=solid, O=waste/oil BT=Tissue, A=Air)	Field Filtered Sample (Yes or No)	Perform MS/MSD (Yes or No)	8260C/5030C (MOD) Full List VOCs	200.7/200.7_P TR (MOD) Custom List	300_ORGFM_28D/ Br Cl, F, SO4	200_ORGFMS/ NO2, NO3	SM4500_H+/ pH	2540C_Calcd/ TDS	2320B/ Alkalinity	Cation_Anion/ (MOD) Copy Analytes	Total Number of containers	Special Instructions/Note:
			Preservation Code:													
Levey Well (880-27694-1)	4/26/23	14.00 Mountain		Water			X	X	X	X	X	X	X	X	7	

Note: Since laboratory accreditations are subject to change, Eurofins Environment Testing South Central, LLC places the ownership of method, analyte & accreditation compliance upon our subcontract laboratories. This sample shipment is forwarded under chain-of-custody. If the laboratory does not currently maintain accreditation in the State of Origin listed above for analysis/tests/matrix being analyzed, the samples must be shipped back to the Eurofins Environment Testing South Central, LLC laboratory or other instructions will be provided. Any changes to accreditation status should be brought to Eurofins Environment Testing South Central, LLC attention immediately. If all requested accreditations are current to date, return the signed Chain of Custody attesting to said compliance to Eurofins Environment Testing South Central, LLC.

Possible Hazard Identification *Unconfirmed*	***Sample Disposal (A fee may be assessed if samples are retained longer than 1 month)*** ☐ *Return To Client* ☐ *Disposal By Lab* ☐ *Archive For* _____ *Months*
Deliverable Requested I II III IV Other (specify) Primary Deliverable Rank: 2	Special Instructions/QC Requirements.

Empty Kit Relinquished by:		Date:	Time:		Method of Shipment:	
Relinquished by:	Date/Time:	Company	Received by: FedEX		Date/Time:	Company
Relinquished by: FedEX	Date/Time:	Company	Received by:		Date/Time: 4/28/2023 9 02	Company EX
Relinquished by:	Date/Time:	Company	Received by:		Date/Time:	Company
Custody Seals Intact: Δ Yes Δ No	Custody Seal No.		Cooler Temperature(s) °C and Other Remarks:		Temp: IR ID:HOU-344 C/F -0.2 1.4 Corrected Temp: 1.2	

5/3/2023

Login Sample Receipt Checklist

Client: Ensolum

Job Number: 880-27694-1
SDG Number: Hobbs NM

Login Number: 27694
List Number: 1
Creator: Rodriguez, Leticia

List Source: Eurofins Midland

Question	Answer	Comment
The cooler's custody seal, if present, is intact.	N/A	
Sample custody seals, if present, are intact.	N/A	
The cooler or samples do not appear to have been compromised or tampered with.	True	
Samples were received on ice.	True	
Cooler Temperature is acceptable.	True	
Cooler Temperature is recorded.	True	
COC is present.	True	
COC is filled out in ink and legible.	True	
COC is filled out with all pertinent information.	True	
Is the Field Sampler's name present on COC?	True	
There are no discrepancies between the containers received and the COC.	True	
Samples are received within Holding Time (excluding tests with immediate HTs)	True	
Sample containers have legible labels.	True	
Containers are not broken or leaking.	True	
Sample collection date/times are provided.	True	
Appropriate sample containers are used.	True	
Sample bottles are completely filled.	True	
Sample Preservation Verified.	True	
There is sufficient vol. for all requested analyses, incl. any requested MS/MSDs	True	
Containers requiring zero headspace have no headspace or bubble is <6mm (1/4").	True	

Login Sample Receipt Checklist

Client: Ensolum

Job Number: 880-27694-1
SDG Number: Hobbs NM

Login Number: 27694
List Number: 2
Creator: Canadilla, Surelis

List Source: Eurofins Houston
List Creation: 04/28/23 11:24 AM

Question	Answer	Comment
The cooler's custody seal, if present, is intact.	True	
Sample custody seals, if present, are intact.	True	
The cooler or samples do not appear to have been compromised or tampered with.	True	
Samples were received on ice.	True	
Cooler Temperature is acceptable.	True	
Cooler Temperature is recorded.	True	
COC is present.	True	
COC is filled out in ink and legible.	True	
COC is filled out with all pertinent information.	True	
Is the Field Sampler's name present on COC?	N/A	
There are no discrepancies between the containers received and the COC.	True	
Samples are received within Holding Time (excluding tests with immediate HTs)	True	
Sample containers have legible labels.	True	
Containers are not broken or leaking.	True	
Sample collection date/times are provided.	True	
Appropriate sample containers are used.	True	
Sample bottles are completely filled.	True	
Sample Preservation Verified.	True	
There is sufficient vol. for all requested analyses, incl. any requested MS/MSDs	True	
Containers requiring zero headspace have no headspace or bubble is <6mm (1/4").	True	

Pace Analytical®

ANALYTICAL REPORT

April 12, 2023

1 Cp
2 Tc
3 Ss
4 Cn
5 Tr
6 Sr
7 Qc
8 Gl
9 Al
10 Sc

Ensolum, LLC

Sample Delivery Group:	L1603193
Samples Received:	04/07/2023
Project Number:	03B1417001
Description:	Levey Well
Site:	03B1417001
Report To:	Beaux Jennings 601 N Marienfeld Street, Ste. 400 Midland, TX 79701

Entire Report Reviewed By:

Chad A Upchurch
Project Manager

Results relate only to the items tested or calibrated and are reported as rounded values. This test report shall not be reproduced, except in full, without written approval of the laboratory. Where applicable, sampling conducted by Pace Analytical National is performed per guidance provided in laboratory standard operating procedures ENV-SOP-MTJL-0067 and ENV-SOP-MTJL-0068. Where sampling conducted by the customer, results relate to the accuracy of the information provided, and as the samples are received.

Pace Analytical National
12065 Lebanon Rd Mount Juliet, TN 37122 615-758-5858 800-767-5859 www.pacenational.com

TABLE OF CONTENTS

Cp: Cover Page	1
Tc: Table of Contents	2
Ss: Sample Summary	3
Cn: Case Narrative	4
Tr: TRRP Summary	5
TRRP form R	6
TRRP form S	7
TRRP Exception Reports	8
Sr: Sample Results	9
LEVEY WELL L1603193-01	9
LEVEY WELL L1603193-02	11
LEVEY WELL L1603193-03	13
LEVEY WELL L1603193-04	15
Qc: Quality Control Summary	17
Volatile Organic Compounds (MS) by Method TO-15	17
Gl: Glossary of Terms	22
Al: Accreditations & Locations	23
Sc: Sample Chain of Custody	24

LEVEY WELL L1603193-01 Air

Collected by: Shane Diller | Collected date/time: 04/05/23 10:15 | Received date/time: 04/07/23 09:20

Method	Batch	Dilution	Preparation date/time	Analysis date/time	Analyst	Location
Volatile Organic Compounds (MS) by Method TO-15	WG2039185	20	04/10/23 17:05	04/10/23 17:05	CEP	Mt. Juliet, TN
Volatile Organic Compounds (MS) by Method TO-15	WG2039650	2000	04/11/23 19:45	04/11/23 19:45	DBB	Mt. Juliet, TN

LEVEY WELL L1603193-02 Air

Collected by: Shane Diller | Collected date/time: 04/05/23 11:28 | Received date/time: 04/07/23 09:20

Method	Batch	Dilution	Preparation date/time	Analysis date/time	Analyst	Location
Volatile Organic Compounds (MS) by Method TO-15	WG2039185	20	04/10/23 17:34	04/10/23 17:34	CEP	Mt. Juliet, TN

LEVEY WELL L1603193-03 Air

Collected by: Shane Diller | Collected date/time: 04/05/23 12:37 | Received date/time: 04/07/23 09:20

Method	Batch	Dilution	Preparation date/time	Analysis date/time	Analyst	Location
Volatile Organic Compounds (MS) by Method TO-15	WG2039185	20	04/10/23 18:04	04/10/23 18:04	CEP	Mt. Juliet, TN

LEVEY WELL L1603193-04 Air

Collected by: Shane Diller | Collected date/time: 04/05/23 13:39 | Received date/time: 04/07/23 09:20

Method	Batch	Dilution	Preparation date/time	Analysis date/time	Analyst	Location
Volatile Organic Compounds (MS) by Method TO-15	WG2039185	20	04/10/23 18:32	04/10/23 18:32	CEP	Mt. Juliet, TN
Volatile Organic Compounds (MS) by Method TO-15	WG2039650	400	04/11/23 20:21	04/11/23 20:21	DBB	Mt. Juliet, TN

CASE NARRATIVE

1 Cp
2 Tc
3 Ss
4 Cn
5 Tr
6 Sr
7 Qc
8 Gl
9 Al
10 Sc

All sample aliquots were received at the correct temperature, in the proper containers, with the appropriate preservatives, and within method specified holding times, unless qualified or notated within the report. Where applicable, all MDL (LOD) and RDL (LOQ) values reported for environmental samples have been corrected for the dilution factor used in the analysis. All Method and Batch Quality Control are within established criteria except where addressed in this case narrative, a non-conformance form or properly qualified within the sample results. By my digital signature below, I affirm to the best of my knowledge, all problems/anomalies observed by the laboratory as having the potential to affect the quality of the data have been identified by the laboratory, and no information or data have been knowingly withheld that would affect the quality of the data.

Chad A Upchurch
Project Manager

Revised May 2010

Laboratory Data Package Cover Page

This data package consists of this signature page, the laboratory review checklist, and the following reportable data as applicable:

R1 - Field chain-of-custody documentation;

R2 - Sample identification cross-reference;

R3 - Test reports (analytical data sheets) for each environmental sample that includes:

a. Items consistent with NELAC Chapter 5,

b. dilution factors,

c. preparation methods,

d. cleanup methods, and

e. if required for the project, tentatively identified compounds (TICs).

R4 - Surrogate recovery data including:

a. Calculated recovery (%R), and

b. The laboratory's surrogate QC limits.

R5 - Test reports/summary forms for blank samples;

R6 - Test reports/summary forms for laboratory control samples (LCSs) including:

a. LCS spiking amounts,

b. Calculated %R for each analyte, and

c. The laboratory's LCS QC limits.

R7 - Test reports for project matrix spike/matrix spike duplicates (MS/MSDs) including:

a. Samples associated with the MS/MSD clearly identified,

b. MS/MSD spiking amounts,

c. Concentration of each MS/MSD analyte measured in the parent and spiked samples,

d. Calculated %Rs and relative percent differences (RPDs), and

e. The laboratory's MS/MSD QC limits

R8 - Laboratory analytical duplicate (if applicable) recovery and precision:

a. The amount of analyte measured in the duplicate,

b. The calculated RPD, and

c. The laboratory's QC limits for analytical duplicates.

R9 - List of method quantitation limits (MQLs) and detectability check sample results for each analyte for each method and matrix.

R10 - Other problems or anomalies.

Release Statement: I am responsible for the release of this laboratory data package. This laboratory is NELAC accredited under the Texas Laboratory Accreditation Program for all the methods, analytes, and matrices reported in this data package except as noted in the Exception Reports. The data have been reviewed and are technically compliant with the requirements of the methods used, except where noted by the laboratory in the Exception Reports. By my signature below, I affirm to the best of my knowledge all problems/anomalies observed by the laboratory have been identified in the Laboratory Review Checklist, and no information affecting the quality of the data has been knowingly withheld.

Chad A Upchurch

Project Manager

DG-365/TBR-13
Revised May 2010

Laboratory Review Checklist: Reportable Data

Laboratory Name: Pace Analytical National	LRC Date: 04/12/2023 16:43
Project Name: Levey Well	Laboratory Job Number: L1603193-01, 02, 03 and 04
Reviewer Name: Chad A Upchurch	Prep Batch Number(s): WG2039185 and WG2039650

#[1]	A[2]	Description	Yes	No	NA[3]	NR[4]	ER#[5]
R1	OI	Chain-of-custody (C-O-C)					
		Did samples meet the laboratory's standard conditions of sample acceptability upon receipt?	X				
		Were all departures from standard conditions described in an exception report?			X		
R2	OI	Sample and quality control (QC) identification					
		Are all field sample ID numbers cross-referenced to the laboratory ID numbers?	X				
		Are all laboratory ID numbers cross-referenced to the corresponding QC data?	X				
R3	OI	Test reports					
		Were all samples prepared and analyzed within holding times?	X				
		Other than those results < MQL, were all other raw values bracketed by calibration standards?	X				
		Were calculations checked by a peer or supervisor?	X				
		Were all analyte identifications checked by a peer or supervisor?	X				
		Were sample detection limits reported for all analytes not detected?	X				
		Were all results for soil and sediment samples reported on a dry weight basis?	X				
		Were % moisture (or solids) reported for all soil and sediment samples?			X		
		Were bulk soils/solids samples for volatile analysis extracted with methanol per SW846 Method 5035?			X		
		If required for the project, are TICs reported?			X		
R4	O	Surrogate recovery data					
		Were surrogates added prior to extraction?	X				
		Were surrogate percent recoveries in all samples within the laboratory QC limits?	X				
R5	OI	Test reports/summary forms for blank samples					
		Were appropriate type(s) of blanks analyzed?	X				
		Were blanks analyzed at the appropriate frequency?	X				
		Were method blanks taken through the entire analytical process, including preparation and, if applicable, cleanup procedures?	X				
		Were blank concentrations < MQL?	X				
R6	OI	Laboratory control samples (LCS):					
		Were all COCs included in the LCS?	X				
		Was each LCS taken through the entire analytical procedure, including prep and cleanup steps?	X				
		Were LCSs analyzed at the required frequency?	X				
		Were LCS (and LCSD, if applicable) %Rs within the laboratory QC limits?		X			1
		Does the detectability check sample data document the laboratory's capability to detect the COCs at the MDL used to calculate the SDLs?	X				
		Was the LCSD RPD within QC limits?	X				
R7	OI	Matrix spike (MS) and matrix spike duplicate (MSD) data					
		Were the project/method specified analytes included in the MS and MSD?			X		
		Were MS/MSD analyzed at the appropriate frequency?			X		
		Were MS (and MSD, if applicable) %Rs within the laboratory QC limits?			X		
		Were MS/MSD RPDs within laboratory QC limits?			X		
R8	OI	Analytical duplicate data					
		Were appropriate analytical duplicates analyzed for each matrix?			X		
		Were analytical duplicates analyzed at the appropriate frequency?			X		
		Were RPDs or relative standard deviations within the laboratory QC limits?			X		
R9	OI	Method quantitation limits (MQLs):					
		Are the MQLs for each method analyte included in the laboratory data package?	X				
		Do the MQLs correspond to the concentration of the lowest non-zero calibration standard?	X				
		Are unadjusted MQLs and DCSs included in the laboratory data package?	X				
R10	OI	Other problems/anomalies					
		Are all known problems/anomalies/special conditions noted in this LRC and ER?	X				
		Was applicable and available technology used to lower the SDL to minimize the matrix interference effects on the sample results?	X				
		Is the laboratory NELAC-accredited under the Texas Laboratory Accreditation Program for the analytes, matrices and methods associated with this laboratory data package?	X				

1. Items identified by the letter "R" must be included in the laboratory data package submitted in the TRRP-required report(s). Items identified by the letter "S" should be retained and made available upon request for the appropriate retention period.
2. O = organic analyses; I = inorganic analyses (and general chemistry, when applicable);
3. NA = Not applicable;
4. NR = Not reviewed;
5. ER# = Exception Report identification number (an Exception Report should be completed for an item if "NR" or "No" is checked).

DG-365/TBR-13
Revised May 2010

Laboratory Review Checklist: Supporting Data

Laboratory Name: Pace Analytical National	LRC Date: 04/12/2023 16:43
Project Name: Levey Well	Laboratory Job Number: L1603193-01, 02, 03 and 04
Reviewer Name: Chad A Upchurch	Prep Batch Number(s): WG2039185 and WG2039650

#[1]	A[2]	Description	Yes	No	NA[3]	NR[4]	ER#[5]
S1	OI	Initial calibration (ICAL)					
		Were response factors and/or relative response factors for each analyte within QC limits?	X				
		Were percent RSDs or correlation coefficient criteria met?	X				
		Was the number of standards recommended in the method used for all analytes?	X				
		Were all points generated between the lowest and highest standard used to calculate the curve?	X				
		Are ICAL data available for all instruments used?	X				
		Has the initial calibration curve been verified using an appropriate second source standard?	X				
S2	OI	Initial and continuing calibration verification (ICCV and CCV) and continuing calibration blank (CCB):					
		Was the CCV analyzed at the method-required frequency?	X				
		Were percent differences for each analyte within the method-required QC limits?	X				
		Was the ICAL curve verified for each analyte?	X				
		Was the absolute value of the analyte concentration in the inorganic CCB < MDL?			X		
S3	O	Mass spectral tuning					
		Was the appropriate compound for the method used for tuning?	X				
		Were ion abundance data within the method-required QC limits?	X				
S4	O	Internal standards (IS)					
		Were IS area counts and retention times within the method-required QC limits?	X				
S5	OI	Raw data (NELAC Section 5.5.10)					
		Were the raw data (for example, chromatograms, spectral data) reviewed by an analyst?	X				
		Were data associated with manual integrations flagged on the raw data?	X				
S6	O	Dual column confirmation					
		Did dual column confirmation results meet the method-required QC?			X		
S7	O	Tentatively identified compounds (TICs)					
		If TICs were requested, were the mass spectra and TIC data subject to appropriate checks?			X		
S8	I	Interference Check Sample (ICS) results					
		Were percent recoveries within method QC limits?			X		
S9	I	Serial dilutions, post digestion spikes, and method of standard additions					
		Were percent differences, recoveries, and the linearity within the QC limits specified in the method?			X		
S10	OI	Method detection limit (MDL) studies					
		Was a MDL study performed for each reported analyte?	X				
		Is the MDL either adjusted or supported by the analysis of DCSs?	X				
S11	OI	Proficiency test reports					
		Was the laboratory's performance acceptable on the applicable proficiency tests or evaluation studies?	X				
S12	OI	Standards documentation					
		Are all standards used in the analyses NIST-traceable or obtained from other appropriate sources?	X				
S13	OI	Compound/analyte identification procedures					
		Are the procedures for compound/analyte identification documented?	X				
S14	OI	Demonstration of analyst competency (DOC)					
		Was DOC conducted consistent with NELAC Chapter 5?	X				
		Is documentation of the analyst's competency up-to-date and on file?	X				
S15	OI	Verification/validation documentation for methods (NELAC Chapter 5)					
		Are all the methods used to generate the data documented, verified, and validated, where applicable?	X				
S16	OI	Laboratory standard operating procedures (SOPs)					
		Are laboratory SOPs current and on file for each method performed	X				

1. Items identified by the letter "R" must be included in the laboratory data package submitted in the TRRP-required report(s). Items identified by the letter "S" should be retained and made available upon request for the appropriate retention period.
2. O = organic analyses; I = inorganic analyses (and general chemistry, when applicable);
3. NA = Not applicable;
4. NR = Not reviewed;
5. ER# = Exception Report identification number (an Exception Report should be completed for an item if "NR" or "No" is checked).

DG-365/TBR-13
Revised May 2010

Laboratory Review Checklist: Exception Reports

Laboratory Name: Pace Analytical National	LRC Date: 04/12/2023 16:43
Project Name: Levey Well	Laboratory Job Number: L1603193-01, 02, 03 and 04
Reviewer Name: Chad A Upchurch	Prep Batch Number(s): WG2039185 and WG2039650

ER #[1]	Description
1	TO-15 WG2039185 1,2-Dichlorobenzene, 1,3-Dichlorobenzene, 1,4-Dichlorobenzene, 1,2,4-Trimethylbenzene, 1,3,5-Trimethylbenzene: Percent Recovery is outside of established control limits.

1. Items identified by the letter "R" must be included in the laboratory data package submitted in the TRRP-required report(s). Items identified by the letter "S" should be retained and made available upon request for the appropriate retention period.
2. O = organic analyses; I = inorganic analyses (and general chemistry, when applicable);
3. NA = Not applicable;
4. NR = Not reviewed;
5. ER# = Exception Report identification number (an Exception Report should be completed for an item if "NR" or "No" is checked).

Volatile Organic Compounds (MS) by Method TO-15

Analyte	CAS #	Mol. Wt.	RDL1 ppbv	RDL2 ug/m3	Result ppbv	Result ug/m3	Qualifier	Dilution	Batch
Acetone	67-64-1	58.10	25.0	59.4	ND	ND		20	WG2039185
Allyl chloride	107-05-1	76.53	4.00	12.5	ND	ND		20	WG2039185
Benzene	71-43-2	78.10	4.00	12.8	ND	ND		20	WG2039185
Benzyl Chloride	100-44-7	127	4.00	20.8	ND	ND		20	WG2039185
Bromodichloromethane	75-27-4	164	4.00	26.8	ND	ND		20	WG2039185
Bromoform	75-25-2	253	12.0	124	ND	ND		20	WG2039185
Bromomethane	74-83-9	94.90	4.00	15.5	ND	ND		20	WG2039185
1,3-Butadiene	106-99-0	54.10	40.0	88.5	ND	ND		20	WG2039185
Carbon disulfide	75-15-0	76.10	4.00	12.4	ND	ND		20	WG2039185
Carbon tetrachloride	56-23-5	154	4.00	25.2	ND	ND		20	WG2039185
Chlorobenzene	108-90-7	113	4.00	18.5	ND	ND		20	WG2039185
Chloroethane	75-00-3	64.50	4.00	10.6	ND	ND		20	WG2039185
Chloroform	67-66-3	119	4.00	19.5	ND	ND		20	WG2039185
Chloromethane	74-87-3	50.50	4.00	8.26	ND	ND		20	WG2039185
2-Chlorotoluene	95-49-8	126	4.00	20.6	ND	ND		20	WG2039185
Cyclohexane	110-82-7	84.20	400	1380	3520	12100		2000	WG2039650
Dibromochloromethane	124-48-1	208	4.00	34.0	ND	ND		20	WG2039185
1,2-Dibromoethane	106-93-4	188	4.00	30.8	ND	ND		20	WG2039185
1,2-Dichlorobenzene	95-50-1	147	4.00	24.0	ND	ND	J4	20	WG2039185
1,3-Dichlorobenzene	541-73-1	147	4.00	24.0	ND	ND	J4	20	WG2039185
1,4-Dichlorobenzene	106-46-7	147	4.00	24.0	ND	ND	J4	20	WG2039185
1,2-Dichloroethane	107-06-2	99	4.00	16.2	ND	ND		20	WG2039185
1,1-Dichloroethane	75-34-3	98	4.00	16.0	ND	ND		20	WG2039185
1,1-Dichloroethene	75-35-4	96.90	4.00	15.9	ND	ND		20	WG2039185
cis-1,2-Dichloroethene	156-59-2	96.90	4.00	15.9	ND	ND		20	WG2039185
trans-1,2-Dichloroethene	156-60-5	96.90	4.00	15.9	ND	ND		20	WG2039185
1,2-Dichloropropane	78-87-5	113	4.00	18.5	ND	ND		20	WG2039185
cis-1,3-Dichloropropene	10061-01-5	111	4.00	18.2	ND	ND		20	WG2039185
trans-1,3-Dichloropropene	10061-02-6	111	4.00	18.2	ND	ND		20	WG2039185
1,4-Dioxane	123-91-1	88.10	4.00	14.4	ND	ND		20	WG2039185
Ethanol	64-17-5	46.10	25.0	47.1	ND	ND		20	WG2039185
Ethylbenzene	100-41-4	106	4.00	17.3	14.0	60.7		20	WG2039185
4-Ethyltoluene	622-96-8	120	4.00	19.6	ND	ND		20	WG2039185
Trichlorofluoromethane	75-69-4	137.40	4.00	22.5	ND	ND		20	WG2039185
Dichlorodifluoromethane	75-71-8	120.92	4.00	19.8	ND	ND		20	WG2039185
1,1,2-Trichlorotrifluoroethane	76-13-1	187.40	4.00	30.7	ND	ND		20	WG2039185
1,2-Dichlorotetrafluoroethane	76-14-2	171	4.00	28.0	ND	ND		20	WG2039185
Heptane	142-82-5	100	4.00	16.4	1410	5770		20	WG2039185
Hexachloro-1,3-butadiene	87-68-3	261	12.6	135	ND	ND		20	WG2039185
n-Hexane	110-54-3	86.20	1260	4440	39900	141000		2000	WG2039650
Isopropylbenzene	98-82-8	120.20	4.00	19.7	ND	ND		20	WG2039185
Methylene Chloride	75-09-2	84.90	4.00	13.9	ND	ND		20	WG2039185
Methyl Butyl Ketone	591-78-6	100	25.0	102	ND	ND		20	WG2039185
2-Butanone (MEK)	78-93-3	72.10	25.0	73.7	ND	ND		20	WG2039185
4-Methyl-2-pentanone (MIBK)	108-10-1	100.10	25.0	102	ND	ND		20	WG2039185
Methyl methacrylate	80-62-6	100.12	4.00	16.4	ND	ND		20	WG2039185
MTBE	1634-04-4	88.10	4.00	14.4	ND	ND		20	WG2039185
Naphthalene	91-20-3	128	12.6	66.0	ND	ND		20	WG2039185
2-Propanol	67-63-0	60.10	25.0	61.5	ND	ND		20	WG2039185
Propene	115-07-1	42.10	25.0	43.0	ND	ND		20	WG2039185
Styrene	100-42-5	104	4.00	17.0	ND	ND		20	WG2039185
1,1,2,2-Tetrachloroethane	79-34-5	168	4.00	27.5	ND	ND		20	WG2039185
Tetrachloroethylene	127-18-4	166	4.00	27.2	ND	ND		20	WG2039185
Tetrahydrofuran	109-99-9	72.10	4.00	11.8	ND	ND		20	WG2039185
Toluene	108-88-3	92.10	10.0	37.7	24.5	92.3		20	WG2039185
1,2,4-Trichlorobenzene	120-82-1	181	12.6	93.3	ND	ND		20	WG2039185

Volatile Organic Compounds (MS) by Method TO-15

Analyte	CAS #	Mol. Wt.	RDL1 ppbv	RDL2 ug/m3	Result ppbv	Result ug/m3	Qualifier	Dilution	Batch
1,1,1-Trichloroethane	71-55-6	133	4.00	21.8	ND	ND		20	WG2039185
1,1,2-Trichloroethane	79-00-5	133	4.00	21.8	ND	ND		20	WG2039185
Trichloroethylene	79-01-6	131	4.00	21.4	ND	ND		20	WG2039185
1,2,4-Trimethylbenzene	95-63-6	120	4.00	19.6	ND	ND	J4	20	WG2039185
1,3,5-Trimethylbenzene	108-67-8	120	4.00	19.6	ND	ND	J4	20	WG2039185
2,2,4-Trimethylpentane	540-84-1	114.22	4.00	18.7	ND	ND		20	WG2039185
Vinyl chloride	75-01-4	62.50	4.00	10.2	ND	ND		20	WG2039185
Vinyl Bromide	593-60-2	106.95	4.00	17.5	ND	ND		20	WG2039185
Vinyl acetate	108-05-4	86.10	4.00	14.1	ND	ND		20	WG2039185
m&p-Xylene	1330-20-7	106	8.00	34.7	11.4	49.4		20	WG2039185
o-Xylene	95-47-6	106	4.00	17.3	5.54	24.0		20	WG2039185
TPH (GC/MS) Low Fraction	8006-61-9	101	4000	16500	35200	145000		20	WG2039185
(S) 1,4-Bromofluorobenzene	*460-00-4*	*175*	*60.0-140*		*92.3*				WG2039185
(S) 1,4-Bromofluorobenzene	*460-00-4*	*175*	*60.0-140*		*101*				WG2039650

Volatile Organic Compounds (MS) by Method TO-15

Analyte	CAS #	Mol. Wt.	RDL1 ppbv	RDL2 ug/m3	Result ppbv	Result ug/m3	Qualifier	Dilution	Batch
Acetone	67-64-1	58.10	25.0	59.4	ND	ND		20	WG2039185
Allyl chloride	107-05-1	76.53	4.00	12.5	ND	ND		20	WG2039185
Benzene	71-43-2	78.10	4.00	12.8	13.4	42.8		20	WG2039185
Benzyl Chloride	100-44-7	127	4.00	20.8	ND	ND		20	WG2039185
Bromodichloromethane	75-27-4	164	4.00	26.8	ND	ND		20	WG2039185
Bromoform	75-25-2	253	12.0	124	ND	ND		20	WG2039185
Bromomethane	74-83-9	94.90	4.00	15.5	ND	ND		20	WG2039185
1,3-Butadiene	106-99-0	54.10	40.0	88.5	ND	ND		20	WG2039185
Carbon disulfide	75-15-0	76.10	4.00	12.4	ND	ND		20	WG2039185
Carbon tetrachloride	56-23-5	154	4.00	25.2	ND	ND		20	WG2039185
Chlorobenzene	108-90-7	113	4.00	18.5	ND	ND		20	WG2039185
Chloroethane	75-00-3	64.50	4.00	10.6	ND	ND		20	WG2039185
Chloroform	67-66-3	119	4.00	19.5	ND	ND		20	WG2039185
Chloromethane	74-87-3	50.50	4.00	8.26	ND	ND		20	WG2039185
2-Chlorotoluene	95-49-8	126	4.00	20.6	ND	ND		20	WG2039185
Cyclohexane	110-82-7	84.20	4.00	13.8	189	651		20	WG2039185
Dibromochloromethane	124-48-1	208	4.00	34.0	ND	ND		20	WG2039185
1,2-Dibromoethane	106-93-4	188	4.00	30.8	ND	ND		20	WG2039185
1,2-Dichlorobenzene	95-50-1	147	4.00	24.0	ND	ND	J4	20	WG2039185
1,3-Dichlorobenzene	541-73-1	147	4.00	24.0	ND	ND	J4	20	WG2039185
1,4-Dichlorobenzene	106-46-7	147	4.00	24.0	ND	ND	J4	20	WG2039185
1,2-Dichloroethane	107-06-2	99	4.00	16.2	ND	ND		20	WG2039185
1,1-Dichloroethane	75-34-3	98	4.00	16.0	ND	ND		20	WG2039185
1,1-Dichloroethene	75-35-4	96.90	4.00	15.9	ND	ND		20	WG2039185
cis-1,2-Dichloroethene	156-59-2	96.90	4.00	15.9	ND	ND		20	WG2039185
trans-1,2-Dichloroethene	156-60-5	96.90	4.00	15.9	ND	ND		20	WG2039185
1,2-Dichloropropane	78-87-5	113	4.00	18.5	ND	ND		20	WG2039185
cis-1,3-Dichloropropene	10061-01-5	111	4.00	18.2	ND	ND		20	WG2039185
trans-1,3-Dichloropropene	10061-02-6	111	4.00	18.2	ND	ND		20	WG2039185
1,4-Dioxane	123-91-1	88.10	4.00	14.4	ND	ND		20	WG2039185
Ethanol	64-17-5	46.10	25.0	47.1	145	273		20	WG2039185
Ethylbenzene	100-41-4	106	4.00	17.3	4.67	20.2		20	WG2039185
4-Ethyltoluene	622-96-8	120	4.00	19.6	ND	ND		20	WG2039185
Trichlorofluoromethane	75-69-4	137.40	4.00	22.5	ND	ND		20	WG2039185
Dichlorodifluoromethane	75-71-8	120.92	4.00	19.8	ND	ND		20	WG2039185
1,1,2-Trichlorotrifluoroethane	76-13-1	187.40	4.00	30.7	ND	ND		20	WG2039185
1,2-Dichlorotetrafluoroethane	76-14-2	171	4.00	28.0	ND	ND		20	WG2039185
Heptane	142-82-5	100	4.00	16.4	184	753		20	WG2039185
Hexachloro-1,3-butadiene	87-68-3	261	12.6	135	ND	ND		20	WG2039185
n-Hexane	110-54-3	86.20	12.6	44.4	999	3520		20	WG2039185
Isopropylbenzene	98-82-8	120.20	4.00	19.7	ND	ND		20	WG2039185
Methylene Chloride	75-09-2	84.90	4.00	13.9	ND	ND		20	WG2039185
Methyl Butyl Ketone	591-78-6	100	25.0	102	ND	ND		20	WG2039185
2-Butanone (MEK)	78-93-3	72.10	25.0	73.7	ND	ND		20	WG2039185
4-Methyl-2-pentanone (MIBK)	108-10-1	100.10	25.0	102	ND	ND		20	WG2039185
Methyl methacrylate	80-62-6	100.12	4.00	16.4	ND	ND		20	WG2039185
MTBE	1634-04-4	88.10	4.00	14.4	ND	ND		20	WG2039185
Naphthalene	91-20-3	128	12.6	66.0	ND	ND		20	WG2039185
2-Propanol	67-63-0	60.10	25.0	61.5	ND	ND		20	WG2039185
Propene	115-07-1	42.10	25.0	43.0	ND	ND		20	WG2039185
Styrene	100-42-5	104	4.00	17.0	ND	ND		20	WG2039185
1,1,2,2-Tetrachloroethane	79-34-5	168	4.00	27.5	ND	ND		20	WG2039185
Tetrachloroethylene	127-18-4	166	4.00	27.2	ND	ND		20	WG2039185
Tetrahydrofuran	109-99-9	72.10	4.00	11.8	ND	ND		20	WG2039185
Toluene	108-88-3	92.10	10.0	37.7	43.7	165		20	WG2039185
1,2,4-Trichlorobenzene	120-82-1	181	12.6	93.3	ND	ND		20	WG2039185

Volatile Organic Compounds (MS) by Method TO-15

Analyte	CAS #	Mol. Wt.	RDL1 ppbv	RDL2 ug/m3	Result ppbv	Result ug/m3	Qualifier	Dilution	Batch
1,1,1-Trichloroethane	71-55-6	133	4.00	21.8	ND	ND		20	WG2039185
1,1,2-Trichloroethane	79-00-5	133	4.00	21.8	ND	ND		20	WG2039185
Trichloroethylene	79-01-6	131	4.00	21.4	ND	ND		20	WG2039185
1,2,4-Trimethylbenzene	95-63-6	120	4.00	19.6	ND	ND	J4	20	WG2039185
1,3,5-Trimethylbenzene	108-67-8	120	4.00	19.6	ND	ND	J4	20	WG2039185
2,2,4-Trimethylpentane	540-84-1	114.22	4.00	18.7	ND	ND		20	WG2039185
Vinyl chloride	75-01-4	62.50	4.00	10.2	ND	ND		20	WG2039185
Vinyl Bromide	593-60-2	106.95	4.00	17.5	ND	ND		20	WG2039185
Vinyl acetate	108-05-4	86.10	4.00	14.1	ND	ND		20	WG2039185
m&p-Xylene	1330-20-7	106	8.00	34.7	10.6	46.0		20	WG2039185
o-Xylene	95-47-6	106	4.00	17.3	ND	ND		20	WG2039185
TPH (GC/MS) Low Fraction	8006-61-9	101	4000	16500	ND	ND		20	WG2039185
(S) 1,4-Bromofluorobenzene	*460-00-4*	*175*	*60.0-140*		*86.7*				WG2039185

Volatile Organic Compounds (MS) by Method TO-15

Analyte	CAS #	Mol. Wt.	RDL1 ppbv	RDL2 ug/m3	Result ppbv	Result ug/m3	Qualifier	Dilution	Batch
Acetone	67-64-1	58.10	25.0	59.4	ND	ND		20	WG2039185
Allyl chloride	107-05-1	76.53	4.00	12.5	ND	ND		20	WG2039185
Benzene	71-43-2	78.10	4.00	12.8	ND	ND		20	WG2039185
Benzyl Chloride	100-44-7	127	4.00	20.8	ND	ND		20	WG2039185
Bromodichloromethane	75-27-4	164	4.00	26.8	ND	ND		20	WG2039185
Bromoform	75-25-2	253	12.0	124	ND	ND		20	WG2039185
Bromomethane	74-83-9	94.90	4.00	15.5	ND	ND		20	WG2039185
1,3-Butadiene	106-99-0	54.10	40.0	88.5	ND	ND		20	WG2039185
Carbon disulfide	75-15-0	76.10	4.00	12.4	ND	ND		20	WG2039185
Carbon tetrachloride	56-23-5	154	4.00	25.2	ND	ND		20	WG2039185
Chlorobenzene	108-90-7	113	4.00	18.5	ND	ND		20	WG2039185
Chloroethane	75-00-3	64.50	4.00	10.6	ND	ND		20	WG2039185
Chloroform	67-66-3	119	4.00	19.5	ND	ND		20	WG2039185
Chloromethane	74-87-3	50.50	4.00	8.26	ND	ND		20	WG2039185
2-Chlorotoluene	95-49-8	126	4.00	20.6	ND	ND		20	WG2039185
Cyclohexane	110-82-7	84.20	4.00	13.8	63.0	217		20	WG2039185
Dibromochloromethane	124-48-1	208	4.00	34.0	ND	ND		20	WG2039185
1,2-Dibromoethane	106-93-4	188	4.00	30.8	ND	ND		20	WG2039185
1,2-Dichlorobenzene	95-50-1	147	4.00	24.0	ND	ND	J4	20	WG2039185
1,3-Dichlorobenzene	541-73-1	147	4.00	24.0	ND	ND	J4	20	WG2039185
1,4-Dichlorobenzene	106-46-7	147	4.00	24.0	ND	ND	J4	20	WG2039185
1,2-Dichloroethane	107-06-2	99	4.00	16.2	ND	ND		20	WG2039185
1,1-Dichloroethane	75-34-3	98	4.00	16.0	ND	ND		20	WG2039185
1,1-Dichloroethene	75-35-4	96.90	4.00	15.9	ND	ND		20	WG2039185
cis-1,2-Dichloroethene	156-59-2	96.90	4.00	15.9	ND	ND		20	WG2039185
trans-1,2-Dichloroethene	156-60-5	96.90	4.00	15.9	ND	ND		20	WG2039185
1,2-Dichloropropane	78-87-5	113	4.00	18.5	ND	ND		20	WG2039185
cis-1,3-Dichloropropene	10061-01-5	111	4.00	18.2	ND	ND		20	WG2039185
trans-1,3-Dichloropropene	10061-02-6	111	4.00	18.2	ND	ND		20	WG2039185
1,4-Dioxane	123-91-1	88.10	4.00	14.4	ND	ND		20	WG2039185
Ethanol	64-17-5	46.10	25.0	47.1	68.0	128		20	WG2039185
Ethylbenzene	100-41-4	106	4.00	17.3	ND	ND		20	WG2039185
4-Ethyltoluene	622-96-8	120	4.00	19.6	ND	ND		20	WG2039185
Trichlorofluoromethane	75-69-4	137.40	4.00	22.5	ND	ND		20	WG2039185
Dichlorodifluoromethane	75-71-8	120.92	4.00	19.8	ND	ND		20	WG2039185
1,1,2-Trichlorotrifluoroethane	76-13-1	187.40	4.00	30.7	ND	ND		20	WG2039185
1,2-Dichlorotetrafluoroethane	76-14-2	171	4.00	28.0	ND	ND		20	WG2039185
Heptane	142-82-5	100	4.00	16.4	55.9	229		20	WG2039185
Hexachloro-1,3-butadiene	87-68-3	261	12.6	135	ND	ND		20	WG2039185
n-Hexane	110-54-3	86.20	12.6	44.4	422	1490		20	WG2039185
Isopropylbenzene	98-82-8	120.20	4.00	19.7	ND	ND		20	WG2039185
Methylene Chloride	75-09-2	84.90	4.00	13.9	ND	ND		20	WG2039185
Methyl Butyl Ketone	591-78-6	100	25.0	102	ND	ND		20	WG2039185
2-Butanone (MEK)	78-93-3	72.10	25.0	73.7	ND	ND		20	WG2039185
4-Methyl-2-pentanone (MIBK)	108-10-1	100.10	25.0	102	ND	ND		20	WG2039185
Methyl methacrylate	80-62-6	100.12	4.00	16.4	ND	ND		20	WG2039185
MTBE	1634-04-4	88.10	4.00	14.4	ND	ND		20	WG2039185
Naphthalene	91-20-3	128	12.6	66.0	ND	ND		20	WG2039185
2-Propanol	67-63-0	60.10	25.0	61.5	ND	ND		20	WG2039185
Propene	115-07-1	42.10	25.0	43.0	ND	ND		20	WG2039185
Styrene	100-42-5	104	4.00	17.0	ND	ND		20	WG2039185
1,1,2,2-Tetrachloroethane	79-34-5	168	4.00	27.5	ND	ND		20	WG2039185
Tetrachloroethylene	127-18-4	166	4.00	27.2	ND	ND		20	WG2039185
Tetrahydrofuran	109-99-9	72.10	4.00	11.8	ND	ND		20	WG2039185
Toluene	108-88-3	92.10	10.0	37.7	ND	ND		20	WG2039185
1,2,4-Trichlorobenzene	120-82-1	181	12.6	93.3	ND	ND		20	WG2039185

Volatile Organic Compounds (MS) by Method TO-15

Analyte	CAS #	Mol. Wt.	RDL1 ppbv	RDL2 ug/m3	Result ppbv	Result ug/m3	Qualifier	Dilution	Batch
1,1,1-Trichloroethane	71-55-6	133	4.00	21.8	ND	ND		20	WG2039185
1,1,2-Trichloroethane	79-00-5	133	4.00	21.8	ND	ND		20	WG2039185
Trichloroethylene	79-01-6	131	4.00	21.4	ND	ND		20	WG2039185
1,2,4-Trimethylbenzene	95-63-6	120	4.00	19.6	ND	ND	J4	20	WG2039185
1,3,5-Trimethylbenzene	108-67-8	120	4.00	19.6	ND	ND	J4	20	WG2039185
2,2,4-Trimethylpentane	540-84-1	114.22	4.00	18.7	ND	ND		20	WG2039185
Vinyl chloride	75-01-4	62.50	4.00	10.2	ND	ND		20	WG2039185
Vinyl Bromide	593-60-2	106.95	4.00	17.5	ND	ND		20	WG2039185
Vinyl acetate	108-05-4	86.10	4.00	14.1	ND	ND		20	WG2039185
m&p-Xylene	1330-20-7	106	8.00	34.7	ND	ND		20	WG2039185
o-Xylene	95-47-6	106	4.00	17.3	ND	ND		20	WG2039185
TPH (GC/MS) Low Fraction	8006-61-9	101	4000	16500	ND	ND		20	WG2039185
(S) 1,4-Bromofluorobenzene	*460-00-4*	*175*	*60.0-140*		*96.5*				WG2039185

Sample Narrative:

L1603193-03 WG2039185: Non-target compounds too high to run at a lower dilution.

Volatile Organic Compounds (MS) by Method TO-15

Analyte	CAS #	Mol. Wt.	RDL1 ppbv	RDL2 ug/m3	Result ppbv	Result ug/m3	Qualifier	Dilution	Batch
Acetone	67-64-1	58.10	25.0	59.4	ND	ND		20	WG2039185
Allyl chloride	107-05-1	76.53	4.00	12.5	ND	ND		20	WG2039185
Benzene	71-43-2	78.10	4.00	12.8	4.41	14.1		20	WG2039185
Benzyl Chloride	100-44-7	127	4.00	20.8	ND	ND		20	WG2039185
Bromodichloromethane	75-27-4	164	4.00	26.8	ND	ND		20	WG2039185
Bromoform	75-25-2	253	12.0	124	ND	ND		20	WG2039185
Bromomethane	74-83-9	94.90	4.00	15.5	ND	ND		20	WG2039185
1,3-Butadiene	106-99-0	54.10	40.0	88.5	ND	ND		20	WG2039185
Carbon disulfide	75-15-0	76.10	4.00	12.4	26.5	82.5		20	WG2039185
Carbon tetrachloride	56-23-5	154	4.00	25.2	ND	ND		20	WG2039185
Chlorobenzene	108-90-7	113	4.00	18.5	ND	ND		20	WG2039185
Chloroethane	75-00-3	64.50	4.00	10.6	ND	ND		20	WG2039185
Chloroform	67-66-3	119	4.00	19.5	ND	ND		20	WG2039185
Chloromethane	74-87-3	50.50	4.00	8.26	ND	ND		20	WG2039185
2-Chlorotoluene	95-49-8	126	4.00	20.6	ND	ND		20	WG2039185
Cyclohexane	110-82-7	84.20	4.00	13.8	741	2550		20	WG2039185
Dibromochloromethane	124-48-1	208	4.00	34.0	ND	ND		20	WG2039185
1,2-Dibromoethane	106-93-4	188	4.00	30.8	ND	ND		20	WG2039185
1,2-Dichlorobenzene	95-50-1	147	4.00	24.0	ND	ND	J4	20	WG2039185
1,3-Dichlorobenzene	541-73-1	147	4.00	24.0	ND	ND	J4	20	WG2039185
1,4-Dichlorobenzene	106-46-7	147	4.00	24.0	ND	ND	J4	20	WG2039185
1,2-Dichloroethane	107-06-2	99	4.00	16.2	ND	ND		20	WG2039185
1,1-Dichloroethane	75-34-3	98	4.00	16.0	ND	ND		20	WG2039185
1,1-Dichloroethene	75-35-4	96.90	4.00	15.9	ND	ND		20	WG2039185
cis-1,2-Dichloroethene	156-59-2	96.90	4.00	15.9	ND	ND		20	WG2039185
trans-1,2-Dichloroethene	156-60-5	96.90	4.00	15.9	ND	ND		20	WG2039185
1,2-Dichloropropane	78-87-5	113	4.00	18.5	ND	ND		20	WG2039185
cis-1,3-Dichloropropene	10061-01-5	111	4.00	18.2	ND	ND		20	WG2039185
trans-1,3-Dichloropropene	10061-02-6	111	4.00	18.2	ND	ND		20	WG2039185
1,4-Dioxane	123-91-1	88.10	4.00	14.4	ND	ND		20	WG2039185
Ethanol	64-17-5	46.10	25.0	47.1	95.3	180		20	WG2039185
Ethylbenzene	100-41-4	106	4.00	17.3	12.1	52.5		20	WG2039185
4-Ethyltoluene	622-96-8	120	4.00	19.6	ND	ND		20	WG2039185
Trichlorofluoromethane	75-69-4	137.40	4.00	22.5	ND	ND		20	WG2039185
Dichlorodifluoromethane	75-71-8	120.92	4.00	19.8	ND	ND		20	WG2039185
1,1,2-Trichlorotrifluoroethane	76-13-1	187.40	4.00	30.7	ND	ND		20	WG2039185
1,2-Dichlorotetrafluoroethane	76-14-2	171	4.00	28.0	ND	ND		20	WG2039185
Heptane	142-82-5	100	4.00	16.4	398	1630		20	WG2039185
Hexachloro-1,3-butadiene	87-68-3	261	12.6	135	ND	ND		20	WG2039185
n-Hexane	110-54-3	86.20	252	888	6700	23600		400	WG2039650
Isopropylbenzene	98-82-8	120.20	4.00	19.7	ND	ND		20	WG2039185
Methylene Chloride	75-09-2	84.90	4.00	13.9	ND	ND		20	WG2039185
Methyl Butyl Ketone	591-78-6	100	25.0	102	ND	ND		20	WG2039185
2-Butanone (MEK)	78-93-3	72.10	25.0	73.7	ND	ND		20	WG2039185
4-Methyl-2-pentanone (MIBK)	108-10-1	100.10	25.0	102	ND	ND		20	WG2039185
Methyl methacrylate	80-62-6	100.12	4.00	16.4	ND	ND		20	WG2039185
MTBE	1634-04-4	88.10	4.00	14.4	ND	ND		20	WG2039185
Naphthalene	91-20-3	128	12.6	66.0	ND	ND		20	WG2039185
2-Propanol	67-63-0	60.10	25.0	61.5	ND	ND		20	WG2039185
Propene	115-07-1	42.10	25.0	43.0	ND	ND		20	WG2039185
Styrene	100-42-5	104	4.00	17.0	ND	ND		20	WG2039185
1,1,2,2-Tetrachloroethane	79-34-5	168	4.00	27.5	ND	ND		20	WG2039185
Tetrachloroethylene	127-18-4	166	4.00	27.2	ND	ND		20	WG2039185
Tetrahydrofuran	109-99-9	72.10	4.00	11.8	ND	ND		20	WG2039185
Toluene	108-88-3	92.10	10.0	37.7	23.5	88.5		20	WG2039185
1,2,4-Trichlorobenzene	120-82-1	181	12.6	93.3	ND	ND		20	WG2039185

Received by OCD: 11/8/2023 2:53:24 PM

LEVEL WELL

SAMPLE RESULTS - 04

Collected date/time: 04/05/23 13:39

L1603193

Volatile Organic Compounds (MS) by Method TO-15

Analyte	CAS #	Mol. Wt.	RDL1 ppbv	RDL2 ug/m3	Result ppbv	Result ug/m3	Qualifier	Dilution	Batch
1,1,1-Trichloroethane	71-55-6	133	4.00	21.8	ND	ND		20	WG2039185
1,1,2-Trichloroethane	79-00-5	133	4.00	21.8	ND	ND		20	WG2039185
Trichloroethylene	79-01-6	131	4.00	21.4	ND	ND		20	WG2039185
1,2,4-Trimethylbenzene	95-63-6	120	4.00	19.6	ND	ND	J4	20	WG2039185
1,3,5-Trimethylbenzene	108-67-8	120	4.00	19.6	ND	ND	J4	20	WG2039185
2,2,4-Trimethylpentane	540-84-1	114.22	4.00	18.7	ND	ND		20	WG2039185
Vinyl chloride	75-01-4	62.50	4.00	10.2	ND	ND		20	WG2039185
Vinyl Bromide	593-60-2	106.95	4.00	17.5	ND	ND		20	WG2039185
Vinyl acetate	108-05-4	86.10	4.00	14.1	ND	ND		20	WG2039185
m&p-Xylene	1330-20-7	106	8.00	34.7	12.1	52.5		20	WG2039185
o-Xylene	95-47-6	106	4.00	17.3	5.95	25.8		20	WG2039185
TPH (GC/MS) Low Fraction	8006-61-9	101	4000	16500	9030	37300		20	WG2039185
(S) 1,4-Bromofluorobenzene	*460-00-4*	*175*	*60.0-140*		*95.3*				WG2039185
(S) 1,4-Bromofluorobenzene	*460-00-4*	*175*	*60.0-140*		*97.5*				WG2039650

1 Cp
2 Tc
3 Ss
4 Cn
5 Tr
6 Sr
7 Qc
8 Gl
9 Al
10 Sc

Released to Imaging: 3/21/2024 4:09:03 PM

Method Blank (MB)

(MB) R3911669-3 04/10/23 12:25

Analyte	MB Result ppbv	MB Qualifier	MB MDL ppbv	MB RDL ppbv
Acetone	U		0.584	1.25
Allyl Chloride	U		0.114	0.200
Benzene	U		0.0715	0.200
Benzyl Chloride	U		0.0598	0.200
Bromodichloromethane	U		0.0702	0.200
Bromoform	U		0.0732	0.600
Bromomethane	U		0.0982	0.200
1,3-Butadiene	U		0.104	2.00
Carbon disulfide	U		0.102	0.200
Carbon tetrachloride	U		0.0732	0.200
Chlorobenzene	U		0.0832	0.200
Chloroethane	U		0.0996	0.200
Chloroform	U		0.0717	0.200
Chloromethane	U		0.103	0.200
2-Chlorotoluene	U		0.0828	0.200
Cyclohexane	U		0.0753	0.200
Dibromochloromethane	U		0.0727	0.200
1,2-Dibromoethane	U		0.0721	0.200
1,2-Dichlorobenzene	U		0.128	0.200
1,3-Dichlorobenzene	U		0.182	0.200
1,4-Dichlorobenzene	U		0.0557	0.200
1,2-Dichloroethane	U		0.0700	0.200
1,1-Dichloroethane	U		0.0723	0.200
1,1-Dichloroethene	U		0.0762	0.200
cis-1,2-Dichloroethene	U		0.0784	0.200
trans-1,2-Dichloroethene	U		0.0673	0.200
1,2-Dichloropropane	U		0.0760	0.200
cis-1,3-Dichloropropene	U		0.0689	0.200
trans-1,3-Dichloropropene	U		0.0728	0.200
1,4-Dioxane	U		0.0833	0.200
Ethanol	U		0.265	1.25
Ethylbenzene	U		0.0835	0.200
4-Ethyltoluene	U		0.0783	0.200
Trichlorofluoromethane	U		0.0819	0.200
Dichlorodifluoromethane	U		0.137	0.200
1,1,2-Trichlorotrifluoroethane	U		0.0793	0.200
1,2-Dichlorotetrafluoroethane	U		0.0890	0.200
Heptane	U		0.104	0.200
Hexachloro-1,3-butadiene	U		0.105	0.630
n-Hexane	U		0.206	0.630

Method Blank (MB)

(MB) R3911669-3 04/10/23 12:25

Analyte	MB Result ppbv	MB Qualifier	MB MDL ppbv	MB RDL ppbv
Isopropylbenzene	U		0.0777	0.200
Methylene Chloride	U		0.0979	0.200
Methyl Butyl Ketone	U		0.133	1.25
2-Butanone (MEK)	U		0.0814	1.25
4-Methyl-2-pentanone (MIBK)	U		0.0765	1.25
Methyl Methacrylate	U		0.0876	0.200
MTBE	U		0.0647	0.200
Naphthalene	U		0.350	0.630
2-Propanol	U		0.264	1.25
Propene	U		0.0932	1.25
Styrene	U		0.0788	0.200
1,1,2,2-Tetrachloroethane	U		0.0743	0.200
Tetrachloroethylene	U		0.0814	0.200
Tetrahydrofuran	U		0.0734	0.200
Toluene	U		0.0870	0.500
1,2,4-Trichlorobenzene	U		0.148	0.630
1,1,1-Trichloroethane	U		0.0736	0.200
1,1,2-Trichloroethane	U		0.0775	0.200
Trichloroethylene	U		0.0680	0.200
1,2,4-Trimethylbenzene	U		0.0764	0.200
1,3,5-Trimethylbenzene	U		0.0779	0.200
2,2,4-Trimethylpentane	U		0.133	0.200
Vinyl chloride	U		0.0949	0.200
Vinyl Bromide	U		0.0852	0.200
Vinyl acetate	U		0.116	0.200
m&p-Xylene	U		0.135	0.400
o-Xylene	U		0.0828	0.200
TPH (GC/MS) Low Fraction	U		39.7	200
(S) 1,4-Bromofluorobenzene	*88.1*			*60.0-140*

Laboratory Control Sample (LCS) • Laboratory Control Sample Duplicate (LCSD)

(LCS) R3911669-1 04/10/23 09:04 • (LCSD) R3911669-2 04/10/23 10:57

Analyte	Spike Amount ppbv	LCS Result ppbv	LCSD Result ppbv	LCS Rec. %	LCSD Rec. %	Rec. Limits %	LCS Qualifier	LCSD Qualifier	RPD %	RPD Limits %
Acetone	3.75	4.06	4.08	108	109	70.0-130			0.491	25
Allyl Chloride	3.75	4.00	3.99	107	106	70.0-130			0.250	25
Benzene	3.75	4.10	4.17	109	111	70.0-130			1.69	25
Benzyl Chloride	3.75	4.66	4.99	124	133	70.0-152			6.84	25

Laboratory Control Sample (LCS) • Laboratory Control Sample Duplicate (LCSD)

(LCS) R3911669-1 04/10/23 09:04 • (LCSD) R3911669-2 04/10/23 10:57

Analyte	Spike Amount ppbv	LCS Result ppbv	LCSD Result ppbv	LCS Rec. %	LCSD Rec. %	Rec. Limits %	LCS Qualifier	LCSD Qualifier	RPD %	RPD Limits %
Bromodichloromethane	3.75	4.13	4.16	110	111	70.0-130			0.724	25
Bromoform	3.75	4.36	4.64	116	124	70.0-130			6.22	25
Bromomethane	3.75	4.17	4.17	111	111	70.0-130			0.000	25
1,3-Butadiene	3.75	3.91	3.71	104	98.9	70.0-130			5.25	25
Carbon disulfide	3.75	4.10	4.06	109	108	70.0-130			0.980	25
Carbon tetrachloride	3.75	4.17	4.16	111	111	70.0-130			0.240	25
Chlorobenzene	3.75	4.36	4.37	116	117	70.0-130			0.229	25
Chloroethane	3.75	4.02	4.16	107	111	70.0-130			3.42	25
Chloroform	3.75	4.12	4.06	110	108	70.0-130			1.47	25
Chloromethane	3.75	4.01	4.05	107	108	70.0-130			0.993	25
2-Chlorotoluene	3.75	4.33	4.55	115	121	70.0-130			4.95	25
Cyclohexane	3.75	3.99	3.95	106	105	70.0-130			1.01	25
Dibromochloromethane	3.75	4.34	4.29	116	114	70.0-130			1.16	25
1,2-Dibromoethane	3.75	4.24	4.36	113	116	70.0-130			2.79	25
1,2-Dichlorobenzene	3.75	4.72	4.98	126	133	70.0-130		J4	5.36	25
1,3-Dichlorobenzene	3.75	4.72	5.10	126	136	70.0-130		J4	7.74	25
1,4-Dichlorobenzene	3.75	4.79	5.24	128	140	70.0-130		J4	8.97	25
1,2-Dichloroethane	3.75	4.14	4.19	110	112	70.0-130			1.20	25
1,1-Dichloroethane	3.75	4.02	4.00	107	107	70.0-130			0.499	25
1,1-Dichloroethene	3.75	4.07	4.18	109	111	70.0-130			2.67	25
cis-1,2-Dichloroethene	3.75	4.01	3.95	107	105	70.0-130			1.51	25
trans-1,2-Dichloroethene	3.75	4.11	4.02	110	107	70.0-130			2.21	25
1,2-Dichloropropane	3.75	4.01	3.99	107	106	70.0-130			0.500	25
cis-1,3-Dichloropropene	3.75	4.07	4.17	109	111	70.0-130			2.43	25
trans-1,3-Dichloropropene	3.75	4.30	4.39	115	117	70.0-130			2.07	25
1,4-Dioxane	3.75	5.02	4.95	134	132	70.0-140			1.40	25
Ethanol	3.75	3.78	3.82	101	102	55.0-148			1.05	25
Ethylbenzene	3.75	4.16	4.44	111	118	70.0-130			6.51	25
4-Ethyltoluene	3.75	4.69	4.85	125	129	70.0-130			3.35	25
Trichlorofluoromethane	3.75	4.24	4.27	113	114	70.0-130			0.705	25
Dichlorodifluoromethane	3.75	4.18	4.21	111	112	64.0-139			0.715	25
1,1,2-Trichlorotrifluoroethane	3.75	4.18	4.14	111	110	70.0-130			0.962	25
1,2-Dichlorotetrafluoroethane	3.75	4.15	4.13	111	110	70.0-130			0.483	25
Heptane	3.75	3.98	4.07	106	109	70.0-130			2.24	25
Hexachloro-1,3-butadiene	3.75	4.59	4.98	122	133	70.0-151			8.15	25
n-Hexane	3.75	3.92	3.91	105	104	70.0-130			0.255	25
Isopropylbenzene	3.75	4.37	4.58	117	122	70.0-130			4.69	25
Methylene Chloride	3.75	4.04	4.09	108	109	70.0-130			1.23	25
Methyl Butyl Ketone	3.75	4.60	4.60	123	123	70.0-149			0.000	25
Methyl Ethyl Ketone	3.75	4.05	4.00	108	107	70.0-130			1.24	25

Laboratory Control Sample (LCS) • Laboratory Control Sample Duplicate (LCSD)

(LCS) R3911669-1 04/10/23 09:04 • (LCSD) R3911669-2 04/10/23 10:57

Analyte	Spike Amount ppbv	LCS Result ppbv	LCSD Result ppbv	LCS Rec. %	LCSD Rec. %	Rec. Limits %	LCS Qualifier	LCSD Qualifier	RPD %	RPD Limits %
4-Methyl-2-pentanone (MIBK)	3.75	4.34	4.40	116	117	70.0-139			1.37	25
Methyl Methacrylate	3.75	4.03	4.07	107	109	70.0-130			0.988	25
MTBE	3.75	4.20	4.18	112	111	70.0-130			0.477	25
Naphthalene	3.75	4.13	4.41	110	118	70.0-159			6.56	25
2-Propanol	3.75	4.26	4.15	114	111	70.0-139			2.62	25
Propene	3.75	3.95	3.90	105	104	64.0-144			1.27	25
Styrene	3.75	4.44	4.75	118	127	70.0-130			6.75	25
1,1,2,2-Tetrachloroethane	3.75	4.22	4.48	113	119	70.0-130			5.98	25
Tetrachloroethylene	3.75	4.54	4.50	121	120	70.0-130			0.885	25
Tetrahydrofuran	3.75	3.86	3.90	103	104	70.0-137			1.03	25
Toluene	3.75	4.19	4.14	112	110	70.0-130			1.20	25
1,2,4-Trichlorobenzene	3.75	4.20	4.51	112	120	70.0-160			7.12	25
1,1,1-Trichloroethane	3.75	4.13	4.10	110	109	70.0-130			0.729	25
1,1,2-Trichloroethane	3.75	4.11	4.19	110	112	70.0-130			1.93	25
Trichloroethylene	3.75	4.12	4.16	110	111	70.0-130			0.966	25
1,2,4-Trimethylbenzene	3.75	4.71	5.01	126	134	70.0-130		J4	6.17	25
1,3,5-Trimethylbenzene	3.75	4.59	4.91	122	131	70.0-130		J4	6.74	25
2,2,4-Trimethylpentane	3.75	3.94	3.93	105	105	70.0-130			0.254	25
Vinyl chloride	3.75	4.12	4.14	110	110	70.0-130			0.484	25
Vinyl Bromide	3.75	4.26	4.31	114	115	70.0-130			1.17	25
Vinyl acetate	3.75	3.91	3.88	104	103	70.0-130			0.770	25
m&p-Xylene	7.50	8.67	9.18	116	122	70.0-130			5.71	25
o-Xylene	3.75	4.44	4.61	118	123	70.0-130			3.76	25
TPH (GC/MS) Low Fraction	203	197	195	97.0	96.1	70.0-130			1.02	25
(S) 1,4-Bromofluorobenzene				*102*	*102*	*60.0-140*				

Received by OCD: 11/8/2023 2:53:24 PM

Method Blank (MB)

(MB) R3912124-3 04/11/23 11:16

Analyte	MB Result ppbv	MB Qualifier	MB MDL ppbv	MB RDL ppbv
Cyclohexane	U		0.0753	0.200
n-Hexane	U		0.206	0.630
(S) 1,4-Bromofluorobenzene	*99.9*			*60.0-140*

Laboratory Control Sample (LCS) • Laboratory Control Sample Duplicate (LCSD)

(LCS) R3912124-1 04/11/23 09:59 • (LCSD) R3912124-2 04/11/23 10:38

Analyte	Spike Amount ppbv	LCS Result ppbv	LCSD Result ppbv	LCS Rec. %	LCSD Rec. %	Rec. Limits %	LCS Qualifier	LCSD Qualifier	RPD %	RPD Limits %
Cyclohexane	3.75	3.91	3.78	104	101	70.0-130			3.38	25
n-Hexane	3.75	4.04	4.08	108	109	70.0-130			0.985	25
(S) 1,4-Bromofluorobenzene				*97.3*	*98.1*	*60.0-140*				

Released to Imaging: 3/21/2024 4:09:03 PM

1 Cp
2 Tc
3 Ss
4 Cn
5 Tr
6 Sr
7 Qc
8 Gl
9 Al
10 Sc

Guide to Reading and Understanding Your Laboratory Report

The information below is designed to better explain the various terms used in your report of analytical results from the Laboratory. This is not intended as a comprehensive explanation, and if you have additional questions please contact your project representative.

Results Disclaimer - Information that may be provided by the customer, and contained within this report, include Permit Limits, Project Name, Sample ID, Sample Matrix, Sample Preservation, Field Blanks, Field Spikes, Field Duplicates, On-Site Data, Sampling Collection Dates/Times, and Sampling Location. Results relate to the accuracy of this information provided, and as the samples are received.

Abbreviations and Definitions

MDL	Method Detection Limit.
ND	Not detected at the Method Quantitation Limit.
RDL	Reported Detection Limit.
Rec.	Recovery.
RPD	Relative Percent Difference.
SDG	Sample Delivery Group.
(S)	Surrogate (Surrogate Standard) - Analytes added to every blank, sample, Laboratory Control Sample/Duplicate and Matrix Spike/Duplicate; used to evaluate analytical efficiency by measuring recovery. Surrogates are not expected to be detected in all environmental media.
U	Not detected at the Sample Detection Limit.
Analyte	The name of the particular compound or analysis performed. Some Analyses and Methods will have multiple analytes reported.
Dilution	If the sample matrix contains an interfering material, the sample preparation volume or weight values differ from the standard, or if concentrations of analytes in the sample are higher than the highest limit of concentration that the laboratory can accurately report, the sample may be diluted for analysis. If a value different than 1 is used in this field, the result reported has already been corrected for this factor.
Limits	These are the target % recovery ranges or % difference value that the laboratory has historically determined as normal for the method and analyte being reported. Successful QC Sample analysis will target all analytes recovered or duplicated within these ranges.
Qualifier	This column provides a letter and/or number designation that corresponds to additional information concerning the result reported. If a Qualifier is present, a definition per Qualifier is provided within the Glossary and Definitions page and potentially a discussion of possible implications of the Qualifier in the Case Narrative if applicable.
Result	The actual analytical final result (corrected for any sample specific characteristics) reported for your sample. If there was no measurable result returned for a specific analyte, the result in this column may state “ND” (Not Detected) or “BDL” (Below Detectable Levels). The information in the results column should always be accompanied by either an MDL (Method Detection Limit) or RDL (Reporting Detection Limit) that defines the lowest value that the laboratory could detect or report for this analyte.
Uncertainty (Radiochemistry)	Confidence level of 2 sigma.
Case Narrative (Cn)	A brief discussion about the included sample results, including a discussion of any non-conformances to protocol observed either at sample receipt by the laboratory from the field or during the analytical process. If present, there will be a section in the Case Narrative to discuss the meaning of any data qualifiers used in the report.
Quality Control Summary (Qc)	This section of the report includes the results of the laboratory quality control analyses required by procedure or analytical methods to assist in evaluating the validity of the results reported for your samples. These analyses are not being performed on your samples typically, but on laboratory generated material.
Sample Chain of Custody (Sc)	This is the document created in the field when your samples were initially collected. This is used to verify the time and date of collection, the person collecting the samples, and the analyses that the laboratory is requested to perform. This chain of custody also documents all persons (excluding commercial shippers) that have had control or possession of the samples from the time of collection until delivery to the laboratory for analysis.
Sample Results (Sr)	This section of your report will provide the results of all testing performed on your samples. These results are provided by sample ID and are separated by the analyses performed on each sample. The header line of each analysis section for each sample will provide the name and method number for the analysis reported.
Sample Summary (Ss)	This section of the Analytical Report defines the specific analyses performed for each sample ID, including the dates and times of preparation and/or analysis.

Qualifier	Description
J4	The associated batch QC was outside the established quality control range for accuracy.

Pace Analytical National 12065 Lebanon Rd Mount Juliet, TN 37122

Alabama	40660	Nebraska	NE-OS-15-05
Alaska	17-026	Nevada	TN000032021-1
Arizona	AZ0612	New Hampshire	2975
Arkansas	88-0469	New Jersey–NELAP	TN002
California	2932	New Mexico [1]	TN00003
Colorado	TN00003	New York	11742
Connecticut	PH-0197	North Carolina	Env375
Florida	E87487	North Carolina [1]	DW21704
Georgia	NELAP	North Carolina [3]	41
Georgia [1]	923	North Dakota	R-140
Idaho	TN00003	Ohio–VAP	CL0069
Illinois	200008	Oklahoma	9915
Indiana	C-TN-01	Oregon	TN200002
Iowa	364	Pennsylvania	68-02979
Kansas	E-10277	Rhode Island	LAO000356
Kentucky [1 6]	KY90010	South Carolina	84004002
Kentucky [2]	16	South Dakota	n/a
Louisiana	AI30792	Tennessee [1 4]	2006
Louisiana	LA018	Texas	T104704245-20-18
Maine	TN00003	Texas [5]	LAB0152
Maryland	324	Utah	TN000032021-11
Massachusetts	M-TN003	Vermont	VT2006
Michigan	9958	Virginia	110033
Minnesota	047-999-395	Washington	C847
Mississippi	TN00003	West Virginia	233
Missouri	340	Wisconsin	998093910
Montana	CERT0086	Wyoming	A2LA
A2LA – ISO 17025	1461.01	AIHA-LAP,LLC EMLAP	100789
A2LA – ISO 17025 [5]	1461.02	DOD	1461.01
Canada	1461.01	USDA	P330-15-00234
EPA–Crypto	TN00003		

[1] Drinking Water [2] Underground Storage Tanks [3] Aquatic Toxicity [4] Chemical/Microbiological [5] Mold [6] Wastewater n/a Accreditation not applicable

* Not all certifications held by the laboratory are applicable to the results reported in the attached report.

* Accreditation is only applicable to the test methods specified on each scope of accreditation held by Pace Analytical.

Company Name/Address:
Ensolum, LLC
601 Marienfeld #400
Midland, TX 79701

Billing Information:
Accounts Payable
2351 W Northwest Hwy. Ste. 1203
Dallas, TX 75220

Pres Chk

Report to: **Beaux Jennings**

Email To: **bjennings@ensolum.com**

Project Description: Levey Well

City/State Collected: Hobbs NM

Please Circle: PT MT CT ET

Phone: **210-219-8858**

Client Project # 03B1417001

Lab Project # **ENSOLUMMTX-SUMMA**

Collected by (print): Shane Diller

Site/Facility ID # 03B1417001

P.O. # 03B1417001

Collected by (signature): [signature]

Immediately Packed on Ice N X Y ____

Rush? (Lab MUST Be Notified)
____ Same Day ____ Five Day
____ Next Day ____ 5 Day (Rad Only)
____ Two Day ____ 10 Day (Rad Only)
X Three Day

Date Results Needed

Quote #

Analysis / Container / Preservative

Chain of Custody Page 1 of 1

Pace Analytical® National Center for Testing & Innovation

12065 Lebanon Road Mt Juliet, TN 37122
Phone: 615-758-5858 Alt: 800-767-5859
Submitting a sample via this chain of custody constitutes acknowledgment and acceptance of the Pace Terms and Conditions found at: https://info.pacelabs.com/hubfs/pas-standard-terms.pdf

SDG # L1603193
C039

Acctnum: **ENSOLUMMTX**
Template: **T180734**
Prelogin: **P827709**
PM: **134 - Mark W. Beasley**
PB:
Shipped Via:

Sample ID	Comp/Grab	Matrix *	Depth	Date	Time	No. of Cntrs	TO-15 Summa	Remarks	Sample # (lab only)
Levey Well	G	Air	—	3-5-23	1015	1	X		-01
Levey Well	G	Air	—	3-5-23	1128	1	X		-02
Levey Well	G	Air	—	3-5-23	1237	1	X		-03
Levey Well	G	Air	—	3-5-23	1339	1	X		-04

NFE
4-5-23

* Matrix:
SS - Soil **AIR** - Air **F** - Filter
GW - Groundwater **B** - Bioassay
WW - WasteWater
DW - Drinking Water
OT - Other_____

Remarks:

pH _____ Temp _____
Flow _____ Other _____

Samples returned via: __UPS __FedEx __Courier _____

Tracking # 5913 6272 5832

Sample Receipt Checklist
COC Seal Present/Intact: NP __Y __N
COC Signed/Accurate: Y __N
Bottles arrive intact: Y __N
Correct bottles used: Y __N
Sufficient volume sent: Y __N
If Applicable
VOA Zero Headspace: __Y __N
Preservation Correct/Checked: __Y __N
RAD Screen <0.5 mR/hr: Y __N

Relinquished by : (Signature)	Date:	Time:	Received by: (Signature)	Trip Blank Received: Yes / No HCL / MeoH TBR	
Madli Green	4-6-23	1130	[signature]		
Relinquished by : (Signature)	Date:	Time:	Received by: (Signature)	Temp: AMB °C Bottles Received: 4	If preservation required by Login: Date/Time
[signature]	4-6-23	1700	Fedex		
Relinquished by : (Signature)	Date:	Time:	Received for lab by: (Signature)	Date: 4.7.23 Time: 0920	Hold: / Condition: NCF / OK
			[signature] (7)		

Chad Upchurch

From: Shane Diller <sdiller@ensolum.com>
Sent: Wednesday, April 12, 2023 4:21 PM
To: Chad Upchurch; Beaux Jennings
Subject: Re: Levey Well - Samples - L1603193 - *Collection Date Clarification Requested*

CAUTION: This email originated from outside Pace Analytical. Do not click links or open attachments unless you recognize the sender and know the content is safe.

Hey Chad,

The date is a typo. It should be April 5 2023.

Sent from my T-Mobile 5G Device
Get Outlook for Android

From: Chad Upchurch <Chad.Upchurch@pacelabs.com>
Sent: Wednesday, April 12, 2023 3:59:32 PM
To: Beaux Jennings <bjennings@ensolum.com>; Shane Diller <sdiller@ensolum.com>
Subject: Levey Well - Samples - L1603193 - *Collection Date Clarification Requested*

[**EXTERNAL EMAIL**]

Beaux/Shane:

Please see attached COC for samples received.

Can you verify the collection date (3/5/23) listed on the COC is correct?

I wanted to check to make sure it was actually 4/5/23. If 3/5/23 is correct, please note that the samples will be qualified due to being received past method hold time.

Thanks ,

Chad Upchurch
Project Manager / National
12065 Lebanon Road | Mt. Juliet, TN 37122
Office: 615.773.9668 | pacenational.com

NOTICE-- The contents of this email and any attachments may contain confidential, privileged, and/or legally protected

Pace Analytical®

ANALYTICAL REPORT

April 26, 2023

1 Cp
2 Tc
3 Ss
4 Cn
5 Tr
6 Sr
7 Qc
8 Gl
9 Al
10 Sc

Ensolum, LLC

Sample Delivery Group:	L1606909
Samples Received:	04/19/2023
Project Number:	03B1417001
Description:	Levey Well
Site:	03B1417001
Report To:	Beaux Jennings 601 N Marienfeld Street, Ste. 400 Midland, TX 79701

Entire Report Reviewed By:

Chad A Upchurch
Project Manager

Results relate only to the items tested or calibrated and are reported as rounded values. This test report shall not be reproduced, except in full, without written approval of the laboratory. Where applicable, sampling conducted by Pace Analytical National is performed per guidance provided in laboratory standard operating procedures ENV-SOP-MTJL-0067 and ENV-SOP-MTJL-0068. Where sampling conducted by the customer, results relate to the accuracy of the information provided, and as the samples are received.

Pace Analytical National
12065 Lebanon Rd Mount Juliet, TN 37122 615-758-5858 800-767-5859 www.pacenational.com

TABLE OF CONTENTS

Cp: Cover Page	1
Tc: Table of Contents	2
Ss: Sample Summary	3
Cn: Case Narrative	4
Tr: TRRP Summary	5
TRRP form R	6
TRRP form S	7
TRRP Exception Reports	8
Sr: Sample Results	9
LEVEY WELL L1606909-01	9
LEVEY WELL L1606909-02	11
LEVEY WELL L1606909-03	13
LEVEY WELL L1606909-04	15
Qc: Quality Control Summary	17
Volatile Organic Compounds (MS) by Method TO-15	17
Gl: Glossary of Terms	24
Al: Accreditations & Locations	25
Sc: Sample Chain of Custody	26

LEVEY WELL L1606909-01 Air

Collected by: Shane Diller | Collected date/time: 04/16/23 10:05 | Received date/time: 04/19/23 09:05

Method	Batch	Dilution	Preparation date/time	Analysis date/time	Analyst	Location
Volatile Organic Compounds (MS) by Method TO-15	WG2046865	100	04/22/23 16:12	04/22/23 16:12	SDS	Mt. Juliet, TN
Volatile Organic Compounds (MS) by Method TO-15	WG2048332	2000	04/26/23 01:23	04/26/23 01:23	DBB	Mt. Juliet, TN
Volatile Organic Compounds (MS) by Method TO-15	WG2049124	20000	04/26/23 13:13	04/26/23 13:13	SDS	Mt. Juliet, TN

LEVEY WELL L1606909-02 Air

Collected by: Shane Diller | Collected date/time: 04/16/23 12:35 | Received date/time: 04/19/23 09:05

Method	Batch	Dilution	Preparation date/time	Analysis date/time	Analyst	Location
Volatile Organic Compounds (MS) by Method TO-15	WG2046865	20	04/22/23 14:57	04/22/23 14:57	SDS	Mt. Juliet, TN
Volatile Organic Compounds (MS) by Method TO-15	WG2048332	400	04/26/23 00:10	04/26/23 00:10	DBB	Mt. Juliet, TN

LEVEY WELL L1606909-03 Air

Collected by: Shane Diller | Collected date/time: 04/16/23 13:39 | Received date/time: 04/19/23 09:05

Method	Batch	Dilution	Preparation date/time	Analysis date/time	Analyst	Location
Volatile Organic Compounds (MS) by Method TO-15	WG2046865	1	04/22/23 14:21	04/22/23 14:21	SDS	Mt. Juliet, TN
Volatile Organic Compounds (MS) by Method TO-15	WG2048332	20	04/25/23 15:38	04/25/23 15:38	DBB	Mt. Juliet, TN
Volatile Organic Compounds (MS) by Method TO-15	WG2049124	200	04/26/23 13:52	04/26/23 13:52	SDS	Mt. Juliet, TN

LEVEY WELL L1606909-04 Air

Collected by: Shane Diller | Collected date/time: 04/16/23 14:38 | Received date/time: 04/19/23 09:05

Method	Batch	Dilution	Preparation date/time	Analysis date/time	Analyst	Location
Volatile Organic Compounds (MS) by Method TO-15	WG2046865	20	04/22/23 15:34	04/22/23 15:34	SDS	Mt. Juliet, TN
Volatile Organic Compounds (MS) by Method TO-15	WG2048332	1000	04/26/23 00:47	04/26/23 00:47	DBB	Mt. Juliet, TN
Volatile Organic Compounds (MS) by Method TO-15	WG2049124	20000	04/26/23 14:30	04/26/23 14:30	SDS	Mt. Juliet, TN

CASE NARRATIVE

All sample aliquots were received at the correct temperature, in the proper containers, with the appropriate preservatives, and within method specified holding times, unless qualified or notated within the report. Where applicable, all MDL (LOD) and RDL (LOQ) values reported for environmental samples have been corrected for the dilution factor used in the analysis. All Method and Batch Quality Control are within established criteria except where addressed in this case narrative, a non-conformance form or properly qualified within the sample results. By my digital signature below, I affirm to the best of my knowledge, all problems/anomalies observed by the laboratory as having the potential to affect the quality of the data have been identified by the laboratory, and no information or data have been knowingly withheld that would affect the quality of the data.

Chad A Upchurch
Project Manager

Revised May 2010

Laboratory Data Package Cover Page

This data package consists of this signature page, the laboratory review checklist, and the following reportable data as applicable:

R1 - Field chain-of-custody documentation;

R2 - Sample identification cross-reference;

R3 - Test reports (analytical data sheets) for each environmental sample that includes:

a. Items consistent with NELAC Chapter 5,

b. dilution factors,

c. preparation methods,

d. cleanup methods, and

e. if required for the project, tentatively identified compounds (TICs).

R4 - Surrogate recovery data including:

a. Calculated recovery (%R), and

b. The laboratory's surrogate QC limits.

R5 - Test reports/summary forms for blank samples;

R6 - Test reports/summary forms for laboratory control samples (LCSs) including:

a. LCS spiking amounts,

b. Calculated %R for each analyte, and

c. The laboratory's LCS QC limits.

R7 - Test reports for project matrix spike/matrix spike duplicates (MS/MSDs) including:

a. Samples associated with the MS/MSD clearly identified,

b. MS/MSD spiking amounts,

c. Concentration of each MS/MSD analyte measured in the parent and spiked samples,

d. Calculated %Rs and relative percent differences (RPDs), and

e. The laboratory's MS/MSD QC limits

R8 - Laboratory analytical duplicate (if applicable) recovery and precision:

a. The amount of analyte measured in the duplicate,

b. The calculated RPD, and

c. The laboratory's QC limits for analytical duplicates.

R9 - List of method quantitation limits (MQLs) and detectability check sample results for each analyte for each method and matrix.

R10 - Other problems or anomalies.

Release Statement: I am responsible for the release of this laboratory data package. This laboratory is NELAC accredited under the Texas Laboratory Accreditation Program for all the methods, analytes, and matrices reported in this data package except as noted in the Exception Reports. The data have been reviewed and are technically compliant with the requirements of the methods used, except where noted by the laboratory in the Exception Reports. By my signature below, I affirm to the best of my knowledge all problems/anomalies observed by the laboratory have been identified in the Laboratory Review Checklist, and no information affecting the quality of the data has been knowingly withheld.

Chad A Upchurch

Project Manager

DG-365/TBR-13
Revised May 2010

Laboratory Review Checklist: Reportable Data

Laboratory Name: Pace Analytical National	LRC Date: 04/26/2023 16:25
Project Name: Levey Well	Laboratory Job Number: L1606909-01, 02, 03 and 04
Reviewer Name: Chad A Upchurch	Prep Batch Number(s): WG2046865, WG2048332 and WG2049124

#[1]	A[2]	Description	Yes	No	NA[3]	NR[4]	ER#[5]
R1	OI	Chain-of-custody (C-O-C)					
		Did samples meet the laboratory's standard conditions of sample acceptability upon receipt?	X				
		Were all departures from standard conditions described in an exception report?			X		
R2	OI	Sample and quality control (QC) identification					
		Are all field sample ID numbers cross-referenced to the laboratory ID numbers?	X				
		Are all laboratory ID numbers cross-referenced to the corresponding QC data?	X				
R3	OI	Test reports					
		Were all samples prepared and analyzed within holding times?	X				
		Other than those results < MQL, were all other raw values bracketed by calibration standards?	X				
		Were calculations checked by a peer or supervisor?	X				
		Were all analyte identifications checked by a peer or supervisor?	X				
		Were sample detection limits reported for all analytes not detected?	X				
		Were all results for soil and sediment samples reported on a dry weight basis?	X				
		Were % moisture (or solids) reported for all soil and sediment samples?			X		
		Were bulk soils/solids samples for volatile analysis extracted with methanol per SW846 Method 5035?			X		
		If required for the project, are TICs reported?			X		
R4	O	Surrogate recovery data					
		Were surrogates added prior to extraction?	X				
		Were surrogate percent recoveries in all samples within the laboratory QC limits?	X				
R5	OI	Test reports/summary forms for blank samples					
		Were appropriate type(s) of blanks analyzed?	X				
		Were blanks analyzed at the appropriate frequency?	X				
		Were method blanks taken through the entire analytical process, including preparation and, if applicable, cleanup procedures?	X				
		Were blank concentrations < MQL?	X				
R6	OI	Laboratory control samples (LCS):					
		Were all COCs included in the LCS?	X				
		Was each LCS taken through the entire analytical procedure, including prep and cleanup steps?	X				
		Were LCSs analyzed at the required frequency?	X				
		Were LCS (and LCSD, if applicable) %Rs within the laboratory QC limits?	X				
		Does the detectability check sample data document the laboratory's capability to detect the COCs at the MDL used to calculate the SDLs?	X				
		Was the LCSD RPD within QC limits?	X				
R7	OI	Matrix spike (MS) and matrix spike duplicate (MSD) data					
		Were the project/method specified analytes included in the MS and MSD?			X		
		Were MS/MSD analyzed at the appropriate frequency?			X		
		Were MS (and MSD, if applicable) %Rs within the laboratory QC limits?			X		
		Were MS/MSD RPDs within laboratory QC limits?			X		
R8	OI	Analytical duplicate data					
		Were appropriate analytical duplicates analyzed for each matrix?			X		
		Were analytical duplicates analyzed at the appropriate frequency?			X		
		Were RPDs or relative standard deviations within the laboratory QC limits?			X		
R9	OI	Method quantitation limits (MQLs):					
		Are the MQLs for each method analyte included in the laboratory data package?	X				
		Do the MQLs correspond to the concentration of the lowest non-zero calibration standard?	X				
		Are unadjusted MQLs and DCSs included in the laboratory data package?	X				
R10	OI	Other problems/anomalies					
		Are all known problems/anomalies/special conditions noted in this LRC and ER?	X				
		Was applicable and available technology used to lower the SDL to minimize the matrix interference effects on the sample results?	X				
		Is the laboratory NELAC-accredited under the Texas Laboratory Accreditation Program for the analytes, matrices and methods associated with this laboratory data package?	X				

1. Items identified by the letter "R" must be included in the laboratory data package submitted in the TRRP-required report(s). Items identified by the letter "S" should be retained and made available upon request for the appropriate retention period.
2. O = organic analyses; I = inorganic analyses (and general chemistry, when applicable);
3. NA = Not applicable;
4. NR = Not reviewed;
5. ER# = Exception Report identification number (an Exception Report should be completed for an item if "NR" or "No" is checked).

DG-365/TBR-13
Revised May 2010

Laboratory Review Checklist: Supporting Data

Laboratory Name: Pace Analytical National	LRC Date: 04/26/2023 16:25
Project Name: Levey Well	Laboratory Job Number: L1606909-01, 02, 03 and 04
Reviewer Name: Chad A Upchurch	Prep Batch Number(s): WG2046865, WG2048332 and WG2049124

#[1]	A[2]	Description	Yes	No	NA[3]	NR[4]	ER#[5]
S1	OI	Initial calibration (ICAL)					
		Were response factors and/or relative response factors for each analyte within QC limits?	X				
		Were percent RSDs or correlation coefficient criteria met?	X				
		Was the number of standards recommended in the method used for all analytes?	X				
		Were all points generated between the lowest and highest standard used to calculate the curve?	X				
		Are ICAL data available for all instruments used?	X				
		Has the initial calibration curve been verified using an appropriate second source standard?	X				
S2	OI	Initial and continuing calibration verification (ICCV and CCV) and continuing calibration blank (CCB):					
		Was the CCV analyzed at the method-required frequency?	X				
		Were percent differences for each analyte within the method-required QC limits?	X				
		Was the ICAL curve verified for each analyte?	X				
		Was the absolute value of the analyte concentration in the inorganic CCB < MDL?			X		
S3	O	Mass spectral tuning					
		Was the appropriate compound for the method used for tuning?	X				
		Were ion abundance data within the method-required QC limits?	X				
S4	O	Internal standards (IS)					
		Were IS area counts and retention times within the method-required QC limits?	X				
S5	OI	Raw data (NELAC Section 5.5.10)					
		Were the raw data (for example, chromatograms, spectral data) reviewed by an analyst?	X				
		Were data associated with manual integrations flagged on the raw data?	X				
S6	O	Dual column confirmation					
		Did dual column confirmation results meet the method-required QC?			X		
S7	O	Tentatively identified compounds (TICs)					
		If TICs were requested, were the mass spectra and TIC data subject to appropriate checks?			X		
S8	I	Interference Check Sample (ICS) results					
		Were percent recoveries within method QC limits?			X		
S9	I	Serial dilutions, post digestion spikes, and method of standard additions					
		Were percent differences, recoveries, and the linearity within the QC limits specified in the method?			X		
S10	OI	Method detection limit (MDL) studies					
		Was a MDL study performed for each reported analyte?	X				
		Is the MDL either adjusted or supported by the analysis of DCSs?	X				
S11	OI	Proficiency test reports					
		Was the laboratory's performance acceptable on the applicable proficiency tests or evaluation studies?	X				
S12	OI	Standards documentation					
		Are all standards used in the analyses NIST-traceable or obtained from other appropriate sources?	X				
S13	OI	Compound/analyte identification procedures					
		Are the procedures for compound/analyte identification documented?	X				
S14	OI	Demonstration of analyst competency (DOC)					
		Was DOC conducted consistent with NELAC Chapter 5?	X				
		Is documentation of the analyst's competency up-to-date and on file?	X				
S15	OI	Verification/validation documentation for methods (NELAC Chapter 5)					
		Are all the methods used to generate the data documented, verified, and validated, where applicable?	X				
S16	OI	Laboratory standard operating procedures (SOPs)					
		Are laboratory SOPs current and on file for each method performed	X				

1. Items identified by the letter "R" must be included in the laboratory data package submitted in the TRRP-required report(s). Items identified by the letter "S" should be retained and made available upon request for the appropriate retention period.
2. O = organic analyses; I = inorganic analyses (and general chemistry, when applicable);
3. NA = Not applicable;
4. NR = Not reviewed;
5. ER# = Exception Report identification number (an Exception Report should be completed for an item if "NR" or "No" is checked).

Revised May 2010

Laboratory Review Checklist: Exception Reports

Laboratory Name: Pace Analytical National	LRC Date: 04/26/2023 16:25
Project Name: Levey Well	Laboratory Job Number: L1606909-01, 02, 03 and 04
Reviewer Name: Chad A Upchurch	Prep Batch Number(s): WG2046865, WG2048332 and WG2049124

ER #[1]	Description
	The Exception Report intentionally left blank, there are no exceptions applied to this SDG.

1. Items identified by the letter "R" must be included in the laboratory data package submitted in the TRRP-required report(s). Items identified by the letter "S" should be retained and made available upon request for the appropriate retention period.
2. O = organic analyses; I = inorganic analyses (and general chemistry, when applicable);
3. NA = Not applicable;
4. NR = Not reviewed;
5. ER# = Exception Report identification number (an Exception Report should be completed for an item if "NR" or "No" is checked).

Volatile Organic Compounds (MS) by Method TO-15

Analyte	CAS #	Mol. Wt.	RDL1 ppbv	RDL2 ug/m3	Result ppbv	Result ug/m3	Qualifier	Dilution	Batch
Acetone	67-64-1	58.10	2500	5940	ND	ND		2000	WG2048332
Allyl chloride	107-05-1	76.53	400	1250	ND	ND		2000	WG2048332
Benzene	71-43-2	78.10	20.0	63.9	ND	ND		100	WG2046865
Benzyl Chloride	100-44-7	127	20.0	104	ND	ND		100	WG2046865
Bromodichloromethane	75-27-4	164	20.0	134	ND	ND		100	WG2046865
Bromoform	75-25-2	253	60.0	621	ND	ND		100	WG2046865
Bromomethane	74-83-9	94.90	400	1550	ND	ND		2000	WG2048332
1,3-Butadiene	106-99-0	54.10	4000	8850	ND	ND		2000	WG2048332
Carbon disulfide	75-15-0	76.10	400	1240	ND	ND		2000	WG2048332
Carbon tetrachloride	56-23-5	154	400	2520	ND	ND		2000	WG2048332
Chlorobenzene	108-90-7	113	20.0	92.4	ND	ND		100	WG2046865
Chloroethane	75-00-3	64.50	400	1060	ND	ND		2000	WG2048332
Chloroform	67-66-3	119	400	1950	ND	ND		2000	WG2048332
Chloromethane	74-87-3	50.50	400	826	ND	ND		2000	WG2048332
2-Chlorotoluene	95-49-8	126	20.0	103	ND	ND		100	WG2046865
Cyclohexane	110-82-7	84.20	400	1380	ND	ND		2000	WG2048332
Dibromochloromethane	124-48-1	208	20.0	170	ND	ND		100	WG2046865
1,2-Dibromoethane	106-93-4	188	20.0	154	ND	ND		100	WG2046865
1,2-Dichlorobenzene	95-50-1	147	20.0	120	ND	ND		100	WG2046865
1,3-Dichlorobenzene	541-73-1	147	20.0	120	ND	ND		100	WG2046865
1,4-Dichlorobenzene	106-46-7	147	20.0	120	ND	ND		100	WG2046865
1,2-Dichloroethane	107-06-2	99	20.0	81.0	ND	ND		100	WG2046865
1,1-Dichloroethane	75-34-3	98	400	1600	ND	ND		2000	WG2048332
1,1-Dichloroethene	75-35-4	96.90	400	1590	ND	ND		2000	WG2048332
cis-1,2-Dichloroethene	156-59-2	96.90	400	1590	ND	ND		2000	WG2048332
trans-1,2-Dichloroethene	156-60-5	96.90	400	1590	440	1740		2000	WG2048332
1,2-Dichloropropane	78-87-5	113	20.0	92.4	ND	ND		100	WG2046865
cis-1,3-Dichloropropene	10061-01-5	111	20.0	90.8	ND	ND		100	WG2046865
trans-1,3-Dichloropropene	10061-02-6	111	20.0	90.8	ND	ND		100	WG2046865
1,4-Dioxane	123-91-1	88.10	20.0	72.1	ND	ND		100	WG2046865
Ethanol	64-17-5	46.10	5000	9430	ND	ND		2000	WG2048332
Ethylbenzene	100-41-4	106	20.0	86.7	299	1300		100	WG2046865
4-Ethyltoluene	622-96-8	120	20.0	98.2	ND	ND		100	WG2046865
Trichlorofluoromethane	75-69-4	137.40	400	2250	ND	ND		2000	WG2048332
Dichlorodifluoromethane	75-71-8	120.92	400	1980	ND	ND		2000	WG2048332
1,1,2-Trichlorotrifluoroethane	76-13-1	187.40	400	3070	ND	ND		2000	WG2048332
1,2-Dichlorotetrafluoroethane	76-14-2	171	400	2800	ND	ND		2000	WG2048332
Heptane	142-82-5	100	20.0	81.8	ND	ND		100	WG2046865
Hexachloro-1,3-butadiene	87-68-3	261	63.0	673	ND	ND		100	WG2046865
n-Hexane	110-54-3	86.20	12600	44400	284000	1000000		20000	WG2049124
Isopropylbenzene	98-82-8	120.20	20.0	98.3	59.9	294		100	WG2046865
Methylene Chloride	75-09-2	84.90	400	1390	ND	ND		2000	WG2048332
Methyl Butyl Ketone	591-78-6	100	125	511	ND	ND		100	WG2046865
2-Butanone (MEK)	78-93-3	72.10	2500	7370	ND	ND		2000	WG2048332
4-Methyl-2-pentanone (MIBK)	108-10-1	100.10	125	512	ND	ND		100	WG2046865
Methyl methacrylate	80-62-6	100.12	20.0	81.9	ND	ND		100	WG2046865
MTBE	1634-04-4	88.10	400	1440	ND	ND		2000	WG2048332
Naphthalene	91-20-3	128	63.0	330	ND	ND		100	WG2046865
2-Propanol	67-63-0	60.10	2500	6150	3970	9760		2000	WG2048332
Propene	115-07-1	42.10	2500	4300	ND	ND		2000	WG2048332
Styrene	100-42-5	104	20.0	85.1	ND	ND		100	WG2046865
1,1,2,2-Tetrachloroethane	79-34-5	168	20.0	137	ND	ND		100	WG2046865
Tetrachloroethylene	127-18-4	166	20.0	136	ND	ND		100	WG2046865
Tetrahydrofuran	109-99-9	72.10	400	1180	ND	ND		2000	WG2048332
Toluene	108-88-3	92.10	50.0	188	ND	ND		100	WG2046865
1,2,4-Trichlorobenzene	120-82-1	181	63.0	466	ND	ND		100	WG2046865

Volatile Organic Compounds (MS) by Method TO-15

Analyte	CAS #	Mol. Wt.	RDL1 ppbv	RDL2 ug/m3	Result ppbv	Result ug/m3	Qualifier	Dilution	Batch
1,1,1-Trichloroethane	71-55-6	133	400	2180	ND	ND		2000	WG2048332
1,1,2-Trichloroethane	79-00-5	133	20.0	109	ND	ND		100	WG2046865
Trichloroethylene	79-01-6	131	20.0	107	ND	ND		100	WG2046865
1,2,4-Trimethylbenzene	95-63-6	120	20.0	98.2	136	667		100	WG2046865
1,3,5-Trimethylbenzene	108-67-8	120	20.0	98.2	64.4	316		100	WG2046865
2,2,4-Trimethylpentane	540-84-1	114.22	400	1870	ND	ND		2000	WG2048332
Vinyl chloride	75-01-4	62.50	400	1020	ND	ND		2000	WG2048332
Vinyl Bromide	593-60-2	106.95	400	1750	ND	ND		2000	WG2048332
Vinyl acetate	108-05-4	86.10	400	1410	ND	ND		2000	WG2048332
m&p-Xylene	1330-20-7	106	40.0	173	484	2100		100	WG2046865
o-Xylene	95-47-6	106	20.0	86.7	231	1000		100	WG2046865
TPH (GC/MS) Low Fraction	8006-61-9	101	400000	1650000	631000	2610000		2000	WG2048332
(S) 1,4-Bromofluorobenzene	*460-00-4*	*175*	*60.0-140*		*102*				WG2046865
(S) 1,4-Bromofluorobenzene	*460-00-4*	*175*	*60.0-140*		*105*				WG2048332
(S) 1,4-Bromofluorobenzene	*460-00-4*	*175*	*60.0-140*		*101*				WG2049124

Volatile Organic Compounds (MS) by Method TO-15

Analyte	CAS #	Mol. Wt.	RDL1 ppbv	RDL2 ug/m3	Result ppbv	Result ug/m3	Qualifier	Dilution	Batch
Acetone	67-64-1	58.10	500	1190	5050	12000		400	WG2048332
Allyl chloride	107-05-1	76.53	4.00	12.5	ND	ND		20	WG2046865
Benzene	71-43-2	78.10	4.00	12.8	ND	ND		20	WG2046865
Benzyl Chloride	100-44-7	127	4.00	20.8	ND	ND		20	WG2046865
Bromodichloromethane	75-27-4	164	4.00	26.8	ND	ND		20	WG2046865
Bromoform	75-25-2	253	12.0	124	ND	ND		20	WG2046865
Bromomethane	74-83-9	94.90	4.00	15.5	ND	ND		20	WG2046865
1,3-Butadiene	106-99-0	54.10	40.0	88.5	ND	ND		20	WG2046865
Carbon disulfide	75-15-0	76.10	4.00	12.4	19.1	59.4		20	WG2046865
Carbon tetrachloride	56-23-5	154	4.00	25.2	ND	ND		20	WG2046865
Chlorobenzene	108-90-7	113	4.00	18.5	ND	ND		20	WG2046865
Chloroethane	75-00-3	64.50	4.00	10.6	ND	ND		20	WG2046865
Chloroform	67-66-3	119	4.00	19.5	ND	ND		20	WG2046865
Chloromethane	74-87-3	50.50	4.00	8.26	ND	ND		20	WG2046865
2-Chlorotoluene	95-49-8	126	4.00	20.6	ND	ND		20	WG2046865
Cyclohexane	110-82-7	84.20	4.00	13.8	ND	ND		20	WG2046865
Dibromochloromethane	124-48-1	208	4.00	34.0	ND	ND		20	WG2046865
1,2-Dibromoethane	106-93-4	188	4.00	30.8	ND	ND		20	WG2046865
1,2-Dichlorobenzene	95-50-1	147	4.00	24.0	ND	ND		20	WG2046865
1,3-Dichlorobenzene	541-73-1	147	4.00	24.0	ND	ND		20	WG2046865
1,4-Dichlorobenzene	106-46-7	147	4.00	24.0	ND	ND		20	WG2046865
1,2-Dichloroethane	107-06-2	99	4.00	16.2	ND	ND		20	WG2046865
1,1-Dichloroethane	75-34-3	98	4.00	16.0	ND	ND		20	WG2046865
1,1-Dichloroethene	75-35-4	96.90	4.00	15.9	ND	ND		20	WG2046865
cis-1,2-Dichloroethene	156-59-2	96.90	4.00	15.9	ND	ND		20	WG2046865
trans-1,2-Dichloroethene	156-60-5	96.90	4.00	15.9	ND	ND		20	WG2046865
1,2-Dichloropropane	78-87-5	113	4.00	18.5	ND	ND		20	WG2046865
cis-1,3-Dichloropropene	10061-01-5	111	4.00	18.2	ND	ND		20	WG2046865
trans-1,3-Dichloropropene	10061-02-6	111	4.00	18.2	ND	ND		20	WG2046865
1,4-Dioxane	123-91-1	88.10	4.00	14.4	ND	ND		20	WG2046865
Ethanol	64-17-5	46.10	50.0	94.3	ND	ND		20	WG2046865
Ethylbenzene	100-41-4	106	4.00	17.3	44.4	192		20	WG2046865
4-Ethyltoluene	622-96-8	120	4.00	19.6	ND	ND		20	WG2046865
Trichlorofluoromethane	75-69-4	137.40	4.00	22.5	ND	ND		20	WG2046865
Dichlorodifluoromethane	75-71-8	120.92	4.00	19.8	ND	ND		20	WG2046865
1,1,2-Trichlorotrifluoroethane	76-13-1	187.40	4.00	30.7	ND	ND		20	WG2046865
1,2-Dichlorotetrafluoroethane	76-14-2	171	4.00	28.0	ND	ND		20	WG2046865
Heptane	142-82-5	100	4.00	16.4	685	2800		20	WG2046865
Hexachloro-1,3-butadiene	87-68-3	261	12.6	135	ND	ND		20	WG2046865
n-Hexane	110-54-3	86.20	252	888	2500	8810		400	WG2048332
Isopropylbenzene	98-82-8	120.20	4.00	19.7	8.48	41.7		20	WG2046865
Methylene Chloride	75-09-2	84.90	4.00	13.9	ND	ND		20	WG2046865
Methyl Butyl Ketone	591-78-6	100	25.0	102	ND	ND		20	WG2046865
2-Butanone (MEK)	78-93-3	72.10	25.0	73.7	26.9	79.3		20	WG2046865
4-Methyl-2-pentanone (MIBK)	108-10-1	100.10	25.0	102	ND	ND		20	WG2046865
Methyl methacrylate	80-62-6	100.12	4.00	16.4	ND	ND		20	WG2046865
MTBE	1634-04-4	88.10	4.00	14.4	ND	ND		20	WG2046865
Naphthalene	91-20-3	128	12.6	66.0	ND	ND		20	WG2046865
2-Propanol	67-63-0	60.10	25.0	61.5	92.8	228		20	WG2046865
Propene	115-07-1	42.10	25.0	43.0	ND	ND		20	WG2046865
Styrene	100-42-5	104	4.00	17.0	ND	ND		20	WG2046865
1,1,2,2-Tetrachloroethane	79-34-5	168	4.00	27.5	ND	ND		20	WG2046865
Tetrachloroethylene	127-18-4	166	4.00	27.2	ND	ND		20	WG2046865
Tetrahydrofuran	109-99-9	72.10	4.00	11.8	ND	ND		20	WG2046865
Toluene	108-88-3	92.10	10.0	37.7	150	565		20	WG2046865
1,2,4-Trichlorobenzene	120-82-1	181	12.6	93.3	ND	ND		20	WG2046865

Received by OCD: 11/8/2023 2:53:24 PM

LEVEL WELL

SAMPLE RESULTS - 02

Collected date/time: 04/16/23 12:35

L1606909

Volatile Organic Compounds (MS) by Method TO-15

Analyte	CAS #	Mol. Wt.	RDL1 ppbv	RDL2 ug/m3	Result ppbv	Result ug/m3	Qualifier	Dilution	Batch
1,1,1-Trichloroethane	71-55-6	133	4.00	21.8	ND	ND		20	WG2046865
1,1,2-Trichloroethane	79-00-5	133	4.00	21.8	ND	ND		20	WG2046865
Trichloroethylene	79-01-6	131	4.00	21.4	ND	ND		20	WG2046865
1,2,4-Trimethylbenzene	95-63-6	120	4.00	19.6	34.1	167		20	WG2046865
1,3,5-Trimethylbenzene	108-67-8	120	4.00	19.6	19.3	94.7		20	WG2046865
2,2,4-Trimethylpentane	540-84-1	114.22	4.00	18.7	ND	ND		20	WG2046865
Vinyl chloride	75-01-4	62.50	4.00	10.2	ND	ND		20	WG2046865
Vinyl Bromide	593-60-2	106.95	4.00	17.5	ND	ND		20	WG2046865
Vinyl acetate	108-05-4	86.10	4.00	14.1	ND	ND		20	WG2046865
m&p-Xylene	1330-20-7	106	8.00	34.7	154	668		20	WG2046865
o-Xylene	95-47-6	106	4.00	17.3	47.3	205		20	WG2046865
TPH (GC/MS) Low Fraction	8006-61-9	101	4000	16500	20700	85500		20	WG2046865
(S) 1,4-Bromofluorobenzene	*460-00-4*	*175*	*60.0-140*		*102*				WG2046865
(S) 1,4-Bromofluorobenzene	*460-00-4*	*175*	*60.0-140*		*103*				WG2048332

Released to Imaging: 3/21/2024 4:09:03 PM

Volatile Organic Compounds (MS) by Method TO-15

Analyte	CAS #	Mol. Wt.	RDL1 ppbv	RDL2 ug/m3	Result ppbv	Result ug/m3	Qualifier	Dilution	Batch
Acetone	67-64-1	58.10	250	594	3660	8700		200	WG2049124
Allyl chloride	107-05-1	76.53	0.200	0.626	ND	ND		1	WG2046865
Benzene	71-43-2	78.10	0.200	0.639	ND	ND		1	WG2046865
Benzyl Chloride	100-44-7	127	0.200	1.04	ND	ND		1	WG2046865
Bromodichloromethane	75-27-4	164	0.200	1.34	ND	ND		1	WG2046865
Bromoform	75-25-2	253	0.600	6.21	ND	ND		1	WG2046865
Bromomethane	74-83-9	94.90	0.200	0.776	ND	ND		1	WG2046865
1,3-Butadiene	106-99-0	54.10	2.00	4.43	ND	ND		1	WG2046865
Carbon disulfide	75-15-0	76.10	0.200	0.622	2.65	8.25		1	WG2046865
Carbon tetrachloride	56-23-5	154	0.200	1.26	ND	ND		1	WG2046865
Chlorobenzene	108-90-7	113	0.200	0.924	ND	ND		1	WG2046865
Chloroethane	75-00-3	64.50	0.200	0.528	ND	ND		1	WG2046865
Chloroform	67-66-3	119	0.200	0.973	ND	ND		1	WG2046865
Chloromethane	74-87-3	50.50	0.200	0.413	ND	ND		1	WG2046865
2-Chlorotoluene	95-49-8	126	0.200	1.03	ND	ND		1	WG2046865
Cyclohexane	110-82-7	84.20	0.200	0.689	ND	ND		1	WG2046865
Dibromochloromethane	124-48-1	208	0.200	1.70	ND	ND		1	WG2046865
1,2-Dibromoethane	106-93-4	188	0.200	1.54	ND	ND		1	WG2046865
1,2-Dichlorobenzene	95-50-1	147	0.200	1.20	ND	ND		1	WG2046865
1,3-Dichlorobenzene	541-73-1	147	0.200	1.20	ND	ND		1	WG2046865
1,4-Dichlorobenzene	106-46-7	147	0.200	1.20	ND	ND		1	WG2046865
1,2-Dichloroethane	107-06-2	99	0.200	0.810	ND	ND		1	WG2046865
1,1-Dichloroethane	75-34-3	98	0.200	0.802	ND	ND		1	WG2046865
1,1-Dichloroethene	75-35-4	96.90	0.200	0.793	ND	ND		1	WG2046865
cis-1,2-Dichloroethene	156-59-2	96.90	0.200	0.793	ND	ND		1	WG2046865
trans-1,2-Dichloroethene	156-60-5	96.90	0.200	0.793	ND	ND		1	WG2046865
1,2-Dichloropropane	78-87-5	113	0.200	0.924	ND	ND		1	WG2046865
cis-1,3-Dichloropropene	10061-01-5	111	0.200	0.908	ND	ND		1	WG2046865
trans-1,3-Dichloropropene	10061-02-6	111	0.200	0.908	ND	ND		1	WG2046865
1,4-Dioxane	123-91-1	88.10	0.200	0.721	ND	ND		1	WG2046865
Ethanol	64-17-5	46.10	2.50	4.71	17.3	32.6		1	WG2046865
Ethylbenzene	100-41-4	106	0.200	0.867	13.9	60.3		1	WG2046865
4-Ethyltoluene	622-96-8	120	0.200	0.982	ND	ND		1	WG2046865
Trichlorofluoromethane	75-69-4	137.40	0.200	1.12	0.221	1.24		1	WG2046865
Dichlorodifluoromethane	75-71-8	120.92	0.200	0.989	0.513	2.54		1	WG2046865
1,1,2-Trichlorotrifluoroethane	76-13-1	187.40	0.200	1.53	ND	ND		1	WG2046865
1,2-Dichlorotetrafluoroethane	76-14-2	171	0.200	1.40	ND	ND		1	WG2046865
Heptane	142-82-5	100	0.200	0.818	94.0	384		1	WG2046865
Hexachloro-1,3-butadiene	87-68-3	261	0.630	6.73	ND	ND		1	WG2046865
n-Hexane	110-54-3	86.20	12.6	44.4	563	1980		20	WG2048332
Isopropylbenzene	98-82-8	120.20	0.200	0.983	2.80	13.8		1	WG2046865
Methylene Chloride	75-09-2	84.90	0.200	0.694	ND	ND		1	WG2046865
Methyl Butyl Ketone	591-78-6	100	1.25	5.11	ND	ND		1	WG2046865
2-Butanone (MEK)	78-93-3	72.10	1.25	3.69	18.5	54.6		1	WG2046865
4-Methyl-2-pentanone (MIBK)	108-10-1	100.10	1.25	5.12	ND	ND		1	WG2046865
Methyl methacrylate	80-62-6	100.12	0.200	0.819	ND	ND		1	WG2046865
MTBE	1634-04-4	88.10	0.200	0.721	ND	ND		1	WG2046865
Naphthalene	91-20-3	128	0.630	3.30	ND	ND		1	WG2046865
2-Propanol	67-63-0	60.10	1.25	3.07	71.1	175		1	WG2046865
Propene	115-07-1	42.10	1.25	2.15	ND	ND		1	WG2046865
Styrene	100-42-5	104	0.200	0.851	ND	ND		1	WG2046865
1,1,2,2-Tetrachloroethane	79-34-5	168	0.200	1.37	ND	ND		1	WG2046865
Tetrachloroethylene	127-18-4	166	0.200	1.36	ND	ND		1	WG2046865
Tetrahydrofuran	109-99-9	72.10	0.200	0.590	ND	ND		1	WG2046865
Toluene	108-88-3	92.10	0.500	1.88	28.0	105		1	WG2046865
1,2,4-Trichlorobenzene	120-82-1	181	0.630	4.66	ND	ND		1	WG2046865

Received by OCD: 11/8/2023 2:53:24 PM

LEVEL WELL

SAMPLE RESULTS - 03

Collected date/time: 04/16/23 13:39

L1606909

Volatile Organic Compounds (MS) by Method TO-15

Analyte	CAS #	Mol. Wt.	RDL1 ppbv	RDL2 ug/m3	Result ppbv	Result ug/m3	Qualifier	Dilution	Batch
1,1,1-Trichloroethane	71-55-6	133	0.200	1.09	ND	ND		1	WG2046865
1,1,2-Trichloroethane	79-00-5	133	0.200	1.09	ND	ND		1	WG2046865
Trichloroethylene	79-01-6	131	0.200	1.07	ND	ND		1	WG2046865
1,2,4-Trimethylbenzene	95-63-6	120	0.200	0.982	9.81	48.1		1	WG2046865
1,3,5-Trimethylbenzene	108-67-8	120	0.200	0.982	4.90	24.0		1	WG2046865
2,2,4-Trimethylpentane	540-84-1	114.22	0.200	0.934	ND	ND		1	WG2046865
Vinyl chloride	75-01-4	62.50	0.200	0.511	ND	ND		1	WG2046865
Vinyl Bromide	593-60-2	106.95	0.200	0.875	ND	ND		1	WG2046865
Vinyl acetate	108-05-4	86.10	0.200	0.704	ND	ND		1	WG2046865
m&p-Xylene	1330-20-7	106	0.400	1.73	29.7	129		1	WG2046865
o-Xylene	95-47-6	106	0.200	0.867	11.9	51.6		1	WG2046865
TPH (GC/MS) Low Fraction	8006-61-9	101	200	826	4320	17800		1	WG2046865
(S) 1,4-Bromofluorobenzene	*460-00-4*	*175*	*60.0-140*		*107*				WG2046865
(S) 1,4-Bromofluorobenzene	*460-00-4*	*175*	*60.0-140*		*105*				WG2048332
(S) 1,4-Bromofluorobenzene	*460-00-4*	*175*	*60.0-140*		*102*				WG2049124

1 Cp
2 Tc
3 Ss
4 Cn
5 Tr
6 Sr
7 Qc
8 Gl
9 Al
10 Sc

Released to Imaging: 3/21/2024 4:09:03 PM

Volatile Organic Compounds (MS) by Method TO-15

Analyte	CAS #	Mol. Wt.	RDL1 ppbv	RDL2 ug/m3	Result ppbv	Result ug/m3	Qualifier	Dilution	Batch
Acetone	67-64-1	58.10	1250	2970	2450	5820		1000	WG2048332
Allyl chloride	107-05-1	76.53	4.00	12.5	ND	ND		20	WG2046865
Benzene	71-43-2	78.10	4.00	12.8	ND	ND		20	WG2046865
Benzyl Chloride	100-44-7	127	4.00	20.8	ND	ND		20	WG2046865
Bromodichloromethane	75-27-4	164	4.00	26.8	ND	ND		20	WG2046865
Bromoform	75-25-2	253	12.0	124	ND	ND		20	WG2046865
Bromomethane	74-83-9	94.90	4.00	15.5	ND	ND		20	WG2046865
1,3-Butadiene	106-99-0	54.10	40.0	88.5	ND	ND		20	WG2046865
Carbon disulfide	75-15-0	76.10	4.00	12.4	40.0	124		20	WG2046865
Carbon tetrachloride	56-23-5	154	4.00	25.2	ND	ND		20	WG2046865
Chlorobenzene	108-90-7	113	4.00	18.5	ND	ND		20	WG2046865
Chloroethane	75-00-3	64.50	4.00	10.6	ND	ND		20	WG2046865
Chloroform	67-66-3	119	4.00	19.5	ND	ND		20	WG2046865
Chloromethane	74-87-3	50.50	4.00	8.26	ND	ND		20	WG2046865
2-Chlorotoluene	95-49-8	126	4.00	20.6	ND	ND		20	WG2046865
Cyclohexane	110-82-7	84.20	4.00	13.8	1810	6230		20	WG2046865
Dibromochloromethane	124-48-1	208	4.00	34.0	ND	ND		20	WG2046865
1,2-Dibromoethane	106-93-4	188	4.00	30.8	ND	ND		20	WG2046865
1,2-Dichlorobenzene	95-50-1	147	4.00	24.0	ND	ND		20	WG2046865
1,3-Dichlorobenzene	541-73-1	147	4.00	24.0	ND	ND		20	WG2046865
1,4-Dichlorobenzene	106-46-7	147	4.00	24.0	ND	ND		20	WG2046865
1,2-Dichloroethane	107-06-2	99	4.00	16.2	ND	ND		20	WG2046865
1,1-Dichloroethane	75-34-3	98	4.00	16.0	ND	ND		20	WG2046865
1,1-Dichloroethene	75-35-4	96.90	4.00	15.9	ND	ND		20	WG2046865
cis-1,2-Dichloroethene	156-59-2	96.90	4.00	15.9	ND	ND		20	WG2046865
trans-1,2-Dichloroethene	156-60-5	96.90	4.00	15.9	ND	ND		20	WG2046865
1,2-Dichloropropane	78-87-5	113	4.00	18.5	ND	ND		20	WG2046865
cis-1,3-Dichloropropene	10061-01-5	111	4.00	18.2	ND	ND		20	WG2046865
trans-1,3-Dichloropropene	10061-02-6	111	4.00	18.2	ND	ND		20	WG2046865
1,4-Dioxane	123-91-1	88.10	4.00	14.4	ND	ND		20	WG2046865
Ethanol	64-17-5	46.10	50.0	94.3	ND	ND		20	WG2046865
Ethylbenzene	100-41-4	106	4.00	17.3	76.4	331		20	WG2046865
4-Ethyltoluene	622-96-8	120	4.00	19.6	ND	ND		20	WG2046865
Trichlorofluoromethane	75-69-4	137.40	4.00	22.5	ND	ND		20	WG2046865
Dichlorodifluoromethane	75-71-8	120.92	4.00	19.8	ND	ND		20	WG2046865
1,1,2-Trichlorotrifluoroethane	76-13-1	187.40	4.00	30.7	ND	ND		20	WG2046865
1,2-Dichlorotetrafluoroethane	76-14-2	171	4.00	28.0	ND	ND		20	WG2046865
Heptane	142-82-5	100	4.00	16.4	1200	4910		20	WG2046865
Hexachloro-1,3-butadiene	87-68-3	261	12.6	135	ND	ND		20	WG2046865
n-Hexane	110-54-3	86.20	12600	44400	491000	1730000		20000	WG2049124
Isopropylbenzene	98-82-8	120.20	4.00	19.7	15.0	73.7		20	WG2046865
Methylene Chloride	75-09-2	84.90	4.00	13.9	ND	ND		20	WG2046865
Methyl Butyl Ketone	591-78-6	100	25.0	102	ND	ND		20	WG2046865
2-Butanone (MEK)	78-93-3	72.10	25.0	73.7	ND	ND		20	WG2046865
4-Methyl-2-pentanone (MIBK)	108-10-1	100.10	25.0	102	ND	ND		20	WG2046865
Methyl methacrylate	80-62-6	100.12	4.00	16.4	ND	ND		20	WG2046865
MTBE	1634-04-4	88.10	4.00	14.4	ND	ND		20	WG2046865
Naphthalene	91-20-3	128	12.6	66.0	ND	ND		20	WG2046865
2-Propanol	67-63-0	60.10	25.0	61.5	137	337		20	WG2046865
Propene	115-07-1	42.10	25.0	43.0	ND	ND		20	WG2046865
Styrene	100-42-5	104	4.00	17.0	ND	ND		20	WG2046865
1,1,2,2-Tetrachloroethane	79-34-5	168	4.00	27.5	ND	ND		20	WG2046865
Tetrachloroethylene	127-18-4	166	4.00	27.2	ND	ND		20	WG2046865
Tetrahydrofuran	109-99-9	72.10	4.00	11.8	ND	ND		20	WG2046865
Toluene	108-88-3	92.10	10.0	37.7	71.8	270		20	WG2046865
1,2,4-Trichlorobenzene	120-82-1	181	12.6	93.3	ND	ND		20	WG2046865

Received by OCD: 11/8/2023 2:53:24 PM

LEVEL WELL

SAMPLE RESULTS - 04

Collected date/time: 04/16/23 14:38

L1606909

Volatile Organic Compounds (MS) by Method TO-15

Analyte	CAS #	Mol. Wt.	RDL1 ppbv	RDL2 ug/m3	Result ppbv	Result ug/m3	Qualifier	Dilution	Batch
1,1,1-Trichloroethane	71-55-6	133	4.00	21.8	ND	ND		20	WG2046865
1,1,2-Trichloroethane	79-00-5	133	4.00	21.8	ND	ND		20	WG2046865
Trichloroethylene	79-01-6	131	4.00	21.4	ND	ND		20	WG2046865
1,2,4-Trimethylbenzene	95-63-6	120	4.00	19.6	40.6	199		20	WG2046865
1,3,5-Trimethylbenzene	108-67-8	120	4.00	19.6	19.3	94.7		20	WG2046865
2,2,4-Trimethylpentane	540-84-1	114.22	4.00	18.7	ND	ND		20	WG2046865
Vinyl chloride	75-01-4	62.50	4.00	10.2	ND	ND		20	WG2046865
Vinyl Bromide	593-60-2	106.95	4.00	17.5	ND	ND		20	WG2046865
Vinyl acetate	108-05-4	86.10	4.00	14.1	ND	ND		20	WG2046865
m&p-Xylene	1330-20-7	106	8.00	34.7	134	581		20	WG2046865
o-Xylene	95-47-6	106	4.00	17.3	60.8	264		20	WG2046865
TPH (GC/MS) Low Fraction	8006-61-9	101	4000	16500	47500	196000		20	WG2046865
(S) 1,4-Bromofluorobenzene	*460-00-4*	*175*	*60.0-140*		*102*				WG2046865
(S) 1,4-Bromofluorobenzene	*460-00-4*	*175*	*60.0-140*		*104*				WG2048332
(S) 1,4-Bromofluorobenzene	*460-00-4*	*175*	*60.0-140*		*102*				WG2049124

Released to Imaging: 3/21/2024 4:09:03 PM

Method Blank (MB)

(MB) R3916949-3 04/22/23 08:21

Analyte	MB Result ppbv	MB Qualifier	MB MDL ppbv	MB RDL ppbv
Allyl Chloride	U		0.114	0.200
Benzene	U		0.0715	0.200
Benzyl Chloride	U		0.0598	0.200
Bromodichloromethane	U		0.0702	0.200
Bromoform	U		0.0732	0.600
Bromomethane	U		0.0982	0.200
1,3-Butadiene	U		0.104	2.00
Carbon disulfide	U		0.102	0.200
Carbon tetrachloride	U		0.0732	0.200
Chlorobenzene	U		0.0832	0.200
Chloroethane	U		0.0996	0.200
Chloroform	U		0.0717	0.200
Chloromethane	U		0.103	0.200
2-Chlorotoluene	U		0.0828	0.200
Cyclohexane	U		0.0753	0.200
Dibromochloromethane	U		0.0727	0.200
1,2-Dibromoethane	U		0.0721	0.200
1,2-Dichlorobenzene	U		0.128	0.200
1,3-Dichlorobenzene	U		0.182	0.200
1,4-Dichlorobenzene	U		0.0557	0.200
1,2-Dichloroethane	U		0.0700	0.200
1,1-Dichloroethane	U		0.0723	0.200
1,1-Dichloroethene	U		0.0762	0.200
cis-1,2-Dichloroethene	U		0.0784	0.200
trans-1,2-Dichloroethene	U		0.0673	0.200
1,2-Dichloropropane	U		0.0760	0.200
cis-1,3-Dichloropropene	U		0.0689	0.200
trans-1,3-Dichloropropene	U		0.0728	0.200
1,4-Dioxane	U		0.0833	0.200
Ethanol	U		0.265	2.50
Ethylbenzene	U		0.0835	0.200
4-Ethyltoluene	U		0.0783	0.200
Trichlorofluoromethane	U		0.0819	0.200
Dichlorodifluoromethane	U		0.137	0.200
1,1,2-Trichlorotrifluoroethane	U		0.0793	0.200
1,2-Dichlorotetrafluoroethane	U		0.0890	0.200
Heptane	U		0.104	0.200
Hexachloro-1,3-butadiene	U		0.105	0.630
Isopropylbenzene	U		0.0777	0.200
Methylene Chloride	U		0.0979	0.200

Method Blank (MB)

(MB) R3916949-3 04/22/23 08:21

Analyte	MB Result ppbv	MB Qualifier	MB MDL ppbv	MB RDL ppbv
Methyl Butyl Ketone	U		0.133	1.25
2-Butanone (MEK)	U		0.0814	1.25
4-Methyl-2-pentanone (MIBK)	U		0.0765	1.25
Methyl Methacrylate	U		0.0876	0.200
MTBE	U		0.0647	0.200
Naphthalene	U		0.350	0.630
2-Propanol	U		0.264	1.25
Propene	U		0.0932	1.25
Styrene	U		0.0788	0.200
1,1,2,2-Tetrachloroethane	U		0.0743	0.200
Tetrachloroethylene	U		0.0814	0.200
Tetrahydrofuran	U		0.0734	0.200
Toluene	U		0.0870	0.500
1,2,4-Trichlorobenzene	U		0.148	0.630
1,1,1-Trichloroethane	U		0.0736	0.200
1,1,2-Trichloroethane	U		0.0775	0.200
Trichloroethylene	U		0.0680	0.200
1,2,4-Trimethylbenzene	U		0.0764	0.200
1,3,5-Trimethylbenzene	U		0.0779	0.200
2,2,4-Trimethylpentane	U		0.133	0.200
Vinyl chloride	U		0.0949	0.200
Vinyl Bromide	U		0.0852	0.200
Vinyl acetate	U		0.116	0.200
m&p-Xylene	U		0.135	0.400
o-Xylene	U		0.0828	0.200
TPH (GC/MS) Low Fraction	U		39.7	200
(S) 1,4-Bromofluorobenzene	*100*			*60.0-140*

Laboratory Control Sample (LCS) • Laboratory Control Sample Duplicate (LCSD)

(LCS) R3916949-1 04/22/23 07:03 • (LCSD) R3916949-2 04/22/23 07:43

Analyte	Spike Amount ppbv	LCS Result ppbv	LCSD Result ppbv	LCS Rec. %	LCSD Rec. %	Rec. Limits %	LCS Qualifier	LCSD Qualifier	RPD %	RPD Limits %
Allyl Chloride	3.75	4.26	4.31	114	115	70.0-130			1.17	25
Benzene	3.75	4.18	4.23	111	113	70.0-130			1.19	25
Benzyl Chloride	3.75	4.26	4.26	114	114	70.0-152			0.000	25
Bromodichloromethane	3.75	4.19	4.19	112	112	70.0-130			0.000	25
Bromoform	3.75	4.18	4.18	111	111	70.0-130			0.000	25
Bromomethane	3.75	3.97	4.01	106	107	70.0-130			1.00	25

Laboratory Control Sample (LCS) • Laboratory Control Sample Duplicate (LCSD)

(LCS) R3916949-1 04/22/23 07:03 • (LCSD) R3916949-2 04/22/23 07:43

Analyte	Spike Amount ppbv	LCS Result ppbv	LCSD Result ppbv	LCS Rec. %	LCSD Rec. %	Rec. Limits %	LCS Qualifier	LCSD Qualifier	RPD %	RPD Limits %
1,3-Butadiene	3.75	4.25	4.17	113	111	70.0-130			1.90	25
Carbon disulfide	3.75	4.24	4.19	113	112	70.0-130			1.19	25
Carbon tetrachloride	3.75	4.22	4.23	113	113	70.0-130			0.237	25
Chlorobenzene	3.75	4.13	4.16	110	111	70.0-130			0.724	25
Chloroethane	3.75	4.11	4.26	110	114	70.0-130			3.58	25
Chloroform	3.75	4.18	4.22	111	113	70.0-130			0.952	25
Chloromethane	3.75	4.24	4.24	113	113	70.0-130			0.000	25
2-Chlorotoluene	3.75	4.12	4.14	110	110	70.0-130			0.484	25
Cyclohexane	3.75	4.17	4.19	111	112	70.0-130			0.478	25
Dibromochloromethane	3.75	4.12	4.18	110	111	70.0-130			1.45	25
1,2-Dibromoethane	3.75	4.13	4.14	110	110	70.0-130			0.242	25
1,2-Dichlorobenzene	3.75	4.21	4.17	112	111	70.0-130			0.955	25
1,3-Dichlorobenzene	3.75	4.22	4.25	113	113	70.0-130			0.708	25
1,4-Dichlorobenzene	3.75	4.16	4.14	111	110	70.0-130			0.482	25
1,2-Dichloroethane	3.75	4.31	4.36	115	116	70.0-130			1.15	25
1,1-Dichloroethane	3.75	4.22	4.28	113	114	70.0-130			1.41	25
1,1-Dichloroethene	3.75	4.19	4.24	112	113	70.0-130			1.19	25
cis-1,2-Dichloroethene	3.75	3.82	3.86	102	103	70.0-130			1.04	25
trans-1,2-Dichloroethene	3.75	4.12	4.24	110	113	70.0-130			2.87	25
1,2-Dichloropropane	3.75	4.21	4.22	112	113	70.0-130			0.237	25
cis-1,3-Dichloropropene	3.75	4.19	4.22	112	113	70.0-130			0.713	25
trans-1,3-Dichloropropene	3.75	4.17	4.19	111	112	70.0-130			0.478	25
1,4-Dioxane	3.75	3.88	3.98	103	106	70.0-140			2.54	25
Ethanol	3.75	4.04	4.16	108	111	55.0-148			2.93	25
Ethylbenzene	3.75	4.20	4.17	112	111	70.0-130			0.717	25
4-Ethyltoluene	3.75	4.32	4.29	115	114	70.0-130			0.697	25
Trichlorofluoromethane	3.75	4.26	4.29	114	114	70.0-130			0.702	25
Dichlorodifluoromethane	3.75	4.21	4.24	112	113	64.0-139			0.710	25
1,1,2-Trichlorotrifluoroethane	3.75	4.10	4.13	109	110	70.0-130			0.729	25
1,2-Dichlorotetrafluoroethane	3.75	4.21	4.18	112	111	70.0-130			0.715	25
Heptane	3.75	4.55	4.62	121	123	70.0-130			1.53	25
Hexachloro-1,3-butadiene	3.75	4.10	4.08	109	109	70.0-151			0.489	25
Isopropylbenzene	3.75	4.21	4.25	112	113	70.0-130			0.946	25
Methylene Chloride	3.75	4.29	4.33	114	115	70.0-130			0.928	25
Methyl Butyl Ketone	3.75	4.10	4.11	109	110	70.0-149			0.244	25
Methyl Ethyl Ketone	3.75	4.20	4.26	112	114	70.0-130			1.42	25
4-Methyl-2-pentanone (MIBK)	3.75	4.11	4.16	110	111	70.0-139			1.21	25
Methyl Methacrylate	3.75	4.18	4.22	111	113	70.0-130			0.952	25
MTBE	3.75	4.17	4.17	111	111	70.0-130			0.000	25
Naphthalene	3.75	4.34	4.36	116	116	70.0-159			0.460	25

Laboratory Control Sample (LCS) • Laboratory Control Sample Duplicate (LCSD)

(LCS) R3916949-1 04/22/23 07:03 • (LCSD) R3916949-2 04/22/23 07:43

Analyte	Spike Amount ppbv	LCS Result ppbv	LCSD Result ppbv	LCS Rec. %	LCSD Rec. %	Rec. Limits %	LCS Qualifier	LCSD Qualifier	RPD %	RPD Limits %
2-Propanol	3.75	4.34	4.36	116	116	70.0-139			0.460	25
Propene	3.75	4.16	4.12	111	110	64.0-144			0.966	25
Styrene	3.75	4.25	4.25	113	113	70.0-130			0.000	25
1,1,2,2-Tetrachloroethane	3.75	4.20	4.18	112	111	70.0-130			0.477	25
Tetrachloroethylene	3.75	4.07	4.09	109	109	70.0-130			0.490	25
Tetrahydrofuran	3.75	4.17	4.20	111	112	70.0-137			0.717	25
Toluene	3.75	4.10	4.13	109	110	70.0-130			0.729	25
1,2,4-Trichlorobenzene	3.75	4.23	4.22	113	113	70.0-160			0.237	25
1,1,1-Trichloroethane	3.75	4.16	4.27	111	114	70.0-130			2.61	25
1,1,2-Trichloroethane	3.75	4.11	4.04	110	108	70.0-130			1.72	25
Trichloroethylene	3.75	4.09	4.14	109	110	70.0-130			1.22	25
1,2,4-Trimethylbenzene	3.75	4.33	4.27	115	114	70.0-130			1.40	25
1,3,5-Trimethylbenzene	3.75	4.20	4.21	112	112	70.0-130			0.238	25
2,2,4-Trimethylpentane	3.75	4.30	4.36	115	116	70.0-130			1.39	25
Vinyl chloride	3.75	4.16	4.08	111	109	70.0-130			1.94	25
Vinyl Bromide	3.75	4.15	4.14	111	110	70.0-130			0.241	25
Vinyl acetate	3.75	2.66	2.75	70.9	73.3	70.0-130			3.33	25
m&p-Xylene	7.50	8.52	8.56	114	114	70.0-130			0.468	25
o-Xylene	3.75	4.20	4.17	112	111	70.0-130			0.717	25
TPH (GC/MS) Low Fraction	203	191	194	94.1	95.6	70.0-130			1.56	25
(S) 1,4-Bromofluorobenzene				*101*	*100*	*60.0-140*				

Method Blank (MB)

(MB) R3917421-3 04/25/23 14:02

Analyte	MB Result ppbv	MB Qualifier	MB MDL ppbv	MB RDL ppbv
Acetone	U		0.584	1.25
Allyl Chloride	U		0.114	0.200
Bromomethane	U		0.0982	0.200
1,3-Butadiene	U		0.104	2.00
Carbon disulfide	U		0.102	0.200
Carbon tetrachloride	U		0.0732	0.200
Chloroethane	U		0.0996	0.200
Chloroform	U		0.0717	0.200
Chloromethane	U		0.103	0.200
Cyclohexane	U		0.0753	0.200
1,1-Dichloroethane	U		0.0723	0.200
1,1-Dichloroethene	U		0.0762	0.200
cis-1,2-Dichloroethene	U		0.0784	0.200
trans-1,2-Dichloroethene	U		0.0673	0.200
Ethanol	U		0.265	2.50
Trichlorofluoromethane	U		0.0819	0.200
Dichlorodifluoromethane	U		0.137	0.200
1,1,2-Trichlorotrifluoroethane	U		0.0793	0.200
1,2-Dichlorotetrafluoroethane	U		0.0890	0.200
n-Hexane	U		0.206	0.630
Methylene Chloride	U		0.0979	0.200
2-Butanone (MEK)	U		0.0814	1.25
MTBE	U		0.0647	0.200
2-Propanol	U		0.264	1.25
Propene	U		0.0932	1.25
Tetrahydrofuran	U		0.0734	0.200
1,1,1-Trichloroethane	U		0.0736	0.200
2,2,4-Trimethylpentane	U		0.133	0.200
Vinyl chloride	U		0.0949	0.200
Vinyl Bromide	U		0.0852	0.200
Vinyl acetate	U		0.116	0.200
TPH (GC/MS) Low Fraction	U		39.7	200
(S) 1,4-Bromofluorobenzene	*103*			*60.0-140*

QUALITY CONTROL SUMMARY

Volatile Organic Compounds (MS) by Method TO-15

L1606909-01,02,03,04

Laboratory Control Sample (LCS) • Laboratory Control Sample Duplicate (LCSD)

(LCS) R3917421-1 04/25/23 12:39 • (LCSD) R3917421-2 04/25/23 13:18

Analyte	Spike Amount ppbv	LCS Result ppbv	LCSD Result ppbv	LCS Rec. %	LCSD Rec. %	Rec. Limits %	LCS Qualifier	LCSD Qualifier	RPD %	RPD Limits %
Acetone	3.75	3.98	3.86	106	103	70.0-130			3.06	25
Allyl Chloride	3.75	4.08	3.97	109	106	70.0-130			2.73	25
Bromomethane	3.75	4.12	3.86	110	103	70.0-130			6.52	25
1,3-Butadiene	3.75	4.02	3.89	107	104	70.0-130			3.29	25
Carbon disulfide	3.75	3.37	3.20	89.9	85.3	70.0-130			5.18	25
Carbon tetrachloride	3.75	3.41	3.29	90.9	87.7	70.0-130			3.58	25
Chloroethane	3.75	4.06	3.98	108	106	70.0-130			1.99	25
Chloroform	3.75	3.62	3.58	96.5	95.5	70.0-130			1.11	25
Chloromethane	3.75	3.71	3.59	98.9	95.7	70.0-130			3.29	25
Cyclohexane	3.75	3.48	3.47	92.8	92.5	70.0-130			0.288	25
1,1-Dichloroethane	3.75	3.80	3.61	101	96.3	70.0-130			5.13	25
1,1-Dichloroethene	3.75	3.66	4.53	97.6	121	70.0-130			21.2	25
cis-1,2-Dichloroethene	3.75	3.69	3.59	98.4	95.7	70.0-130			2.75	25
trans-1,2-Dichloroethene	3.75	3.68	3.62	98.1	96.5	70.0-130			1.64	25
Ethanol	3.75	4.07	4.01	109	107	55.0-148			1.49	25
Trichlorofluoromethane	3.75	4.37	4.21	117	112	70.0-130			3.73	25
Dichlorodifluoromethane	3.75	3.36	3.21	89.6	85.6	64.0-139			4.57	25
1,1,2-Trichlorotrifluoroethane	3.75	4.14	4.03	110	107	70.0-130			2.69	25
1,2-Dichlorotetrafluoroethane	3.75	3.49	3.36	93.1	89.6	70.0-130			3.80	25
n-Hexane	3.75	3.62	3.46	96.5	92.3	70.0-130			4.52	25
Methylene Chloride	3.75	3.85	3.69	103	98.4	70.0-130			4.24	25
2-Butanone (MEK)	3.75	3.84	3.56	102	94.9	70.0-130			7.57	25
MTBE	3.75	3.56	3.49	94.9	93.1	70.0-130			1.99	25
2-Propanol	3.75	3.42	3.37	91.2	89.9	70.0-139			1.47	25
Propene	3.75	3.93	3.64	105	97.1	64.0-144			7.66	25
Tetrahydrofuran	3.75	3.81	3.74	102	99.7	70.0-137			1.85	25
1,1,1-Trichloroethane	3.75	3.52	3.42	93.9	91.2	70.0-130			2.88	25
2,2,4-Trimethylpentane	3.75	3.64	3.61	97.1	96.3	70.0-130			0.828	25
Vinyl chloride	3.75	4.18	3.91	111	104	70.0-130			6.67	25
Vinyl Bromide	3.75	3.95	3.93	105	105	70.0-130			0.508	25
Vinyl acetate	3.75	3.68	3.56	98.1	94.9	70.0-130			3.31	25
TPH (GC/MS) Low Fraction	203	173	169	85.2	83.3	70.0-130			2.34	25
(S) 1,4-Bromofluorobenzene				*102*	*101*	*60.0-140*				

Received by OCD: 11/8/2023 2:53:24 PM

Method Blank (MB)

(MB) R3917629-3 04/26/23 11:05

Analyte	MB Result ppbv	MB Qualifier	MB MDL ppbv	MB RDL ppbv
Acetone	U		0.584	1.25
n-Hexane	U		0.206	0.630
(S) 1,4-Bromofluorobenzene	*99.9*			*60.0-140*

Laboratory Control Sample (LCS) • Laboratory Control Sample Duplicate (LCSD)

(LCS) R3917629-1 04/26/23 08:47 • (LCSD) R3917629-2 04/26/23 09:29

Analyte	Spike Amount ppbv	LCS Result ppbv	LCSD Result ppbv	LCS Rec. %	LCSD Rec. %	Rec. Limits %	LCS Qualifier	LCSD Qualifier	RPD %	RPD Limits %
Acetone	3.75	3.47	3.47	92.5	92.5	70.0-130			0.000	25
n-Hexane	3.75	3.60	3.59	96.0	95.7	70.0-130			0.278	25
(S) 1,4-Bromofluorobenzene				*100*	*100*	*60.0-140*				

Released to Imaging: 3/21/2024 4:09:03 PM

GLOSSARY OF TERMS

Guide to Reading and Understanding Your Laboratory Report

The information below is designed to better explain the various terms used in your report of analytical results from the Laboratory. This is not intended as a comprehensive explanation, and if you have additional questions please contact your project representative.

Results Disclaimer - Information that may be provided by the customer, and contained within this report, include Permit Limits, Project Name, Sample ID, Sample Matrix, Sample Preservation, Field Blanks, Field Spikes, Field Duplicates, On-Site Data, Sampling Collection Dates/Times, and Sampling Location. Results relate to the accuracy of this information provided, and as the samples are received.

Abbreviations and Definitions

MDL	Method Detection Limit.
ND	Not detected at the Method Quantitation Limit.
RDL	Reported Detection Limit.
Rec.	Recovery.
RPD	Relative Percent Difference.
SDG	Sample Delivery Group.
(S)	Surrogate (Surrogate Standard) - Analytes added to every blank, sample, Laboratory Control Sample/Duplicate and Matrix Spike/Duplicate; used to evaluate analytical efficiency by measuring recovery. Surrogates are not expected to be detected in all environmental media.
U	Not detected at the Sample Detection Limit.
Analyte	The name of the particular compound or analysis performed. Some Analyses and Methods will have multiple analytes reported.
Dilution	If the sample matrix contains an interfering material, the sample preparation volume or weight values differ from the standard, or if concentrations of analytes in the sample are higher than the highest limit of concentration that the laboratory can accurately report, the sample may be diluted for analysis. If a value different than 1 is used in this field, the result reported has already been corrected for this factor.
Limits	These are the target % recovery ranges or % difference value that the laboratory has historically determined as normal for the method and analyte being reported. Successful QC Sample analysis will target all analytes recovered or duplicated within these ranges.
Qualifier	This column provides a letter and/or number designation that corresponds to additional information concerning the result reported. If a Qualifier is present, a definition per Qualifier is provided within the Glossary and Definitions page and potentially a discussion of possible implications of the Qualifier in the Case Narrative if applicable.
Result	The actual analytical final result (corrected for any sample specific characteristics) reported for your sample. If there was no measurable result returned for a specific analyte, the result in this column may state “ND” (Not Detected) or “BDL” (Below Detectable Levels). The information in the results column should always be accompanied by either an MDL (Method Detection Limit) or RDL (Reporting Detection Limit) that defines the lowest value that the laboratory could detect or report for this analyte.
Uncertainty (Radiochemistry)	Confidence level of 2 sigma.
Case Narrative (Cn)	A brief discussion about the included sample results, including a discussion of any non-conformances to protocol observed either at sample receipt by the laboratory from the field or during the analytical process. If present, there will be a section in the Case Narrative to discuss the meaning of any data qualifiers used in the report.
Quality Control Summary (Qc)	This section of the report includes the results of the laboratory quality control analyses required by procedure or analytical methods to assist in evaluating the validity of the results reported for your samples. These analyses are not being performed on your samples typically, but on laboratory generated material.
Sample Chain of Custody (Sc)	This is the document created in the field when your samples were initially collected. This is used to verify the time and date of collection, the person collecting the samples, and the analyses that the laboratory is requested to perform. This chain of custody also documents all persons (excluding commercial shippers) that have had control or possession of the samples from the time of collection until delivery to the laboratory for analysis.
Sample Results (Sr)	This section of your report will provide the results of all testing performed on your samples. These results are provided by sample ID and are separated by the analyses performed on each sample. The header line of each analysis section for each sample will provide the name and method number for the analysis reported.
Sample Summary (Ss)	This section of the Analytical Report defines the specific analyses performed for each sample ID, including the dates and times of preparation and/or analysis.

Qualifier	Description
	The remainder of this page intentionally left blank, there are no qualifiers applied to this SDG.

Pace Analytical National 12065 Lebanon Rd Mount Juliet, TN 37122

Alabama	40660	Nebraska	NE-OS-15-05
Alaska	17-026	Nevada	TN000032021-1
Arizona	AZ0612	New Hampshire	2975
Arkansas	88-0469	New Jersey–NELAP	TN002
California	2932	New Mexico [1]	TN00003
Colorado	TN00003	New York	11742
Connecticut	PH-0197	North Carolina	Env375
Florida	E87487	North Carolina [1]	DW21704
Georgia	NELAP	North Carolina [3]	41
Georgia [1]	923	North Dakota	R-140
Idaho	TN00003	Ohio–VAP	CL0069
Illinois	200008	Oklahoma	9915
Indiana	C-TN-01	Oregon	TN200002
Iowa	364	Pennsylvania	68-02979
Kansas	E-10277	Rhode Island	LAO000356
Kentucky [1 6]	KY90010	South Carolina	84004002
Kentucky [2]	16	South Dakota	n/a
Louisiana	AI30792	Tennessee [1 4]	2006
Louisiana	LA018	Texas	T104704245-20-18
Maine	TN00003	Texas [5]	LAB0152
Maryland	324	Utah	TN000032021-11
Massachusetts	M-TN003	Vermont	VT2006
Michigan	9958	Virginia	110033
Minnesota	047-999-395	Washington	C847
Mississippi	TN00003	West Virginia	233
Missouri	340	Wisconsin	998093910
Montana	CERT0086	Wyoming	A2LA
A2LA – ISO 17025	1461.01	AIHA-LAP,LLC EMLAP	100789
A2LA – ISO 17025 [5]	1461.02	DOD	1461.01
Canada	1461.01	USDA	P330-15-00234
EPA–Crypto	TN00003		

[1] Drinking Water [2] Underground Storage Tanks [3] Aquatic Toxicity [4] Chemical/Microbiological [5] Mold [6] Wastewater n/a Accreditation not applicable

* Not all certifications held by the laboratory are applicable to the results reported in the attached report.

* Accreditation is only applicable to the test methods specified on each scope of accreditation held by Pace Analytical.

Company Name/Address:
Ensolum, LLC
601 Marienfeld #400
Midland, TX 79701

Billing Information:
Accounts Payable
2351 W Northwest Hwy. Ste. 1203
Dallas, TX 75220

Pres Chk

Report to: **Beaux Jennings**

Email To: bjennings@ensolum.com

Project Description: Levey Well

City/State Collected: Hobbs NM

Please Circle: PT MT CT ET

Phone: **210-219-8858**

Client Project # 03B1417001

Lab Project # **ENSOLUMMTX-SUMMA**

Collected by (print): Shane Diller

Site/Facility ID # 03B1417001

P.O. # 03B1417001

Collected by (signature): [signature]

Immediately Packed on Ice N X Y ___

Rush? (Lab MUST Be Notified)
___ Same Day ___ Five Day
___ Next Day ___ 5 Day (Rad Only)
___ Two Day ___ 10 Day (Rad Only)
X Three Day

Date Results Needed

Quote #

Analysis / Container / Preservative

Chain of Custody Page 1 of 1

Pace Analytical®
National Center for Testing & Innovation

12065 Lebanon Road Mt Juliet, TN 37122
Phone: 615-758-5858 Alt: 800-767-5859
Submitting a sample via this chain of custody constitutes acknowledgment and acceptance of the Pace Terms and Conditions found at: https://info.pacelabs.com/hubfs/pas-standard-terms.pdf

SDG # U606909

A064

Table #

Acctnum: **ENSOLUMMTX**
Template: **T180734**
Prelogin: **P827709**
PM: **134 - Mark W. Beasley**
PB:
Shipped Via:

Sample ID	Comp/Grab	Matrix *	Depth	Date	Time	No. of Cntrs	TO-15 Summa	Remarks	Sample # (lab only)
Levey Well	G	Air	–	4-16-23	1005	1	X		-01
Levey Well	G	Air	–	4-16-23	1235				-02
Levey Well	G	Air	–	4-16-23	1339				-03
Levey Well	G	Air	–	4-16-23	1438				-04

NFE 4-16-23

* Matrix:
SS - Soil **AIR** - Air **F** - Filter
GW - Groundwater **B** - Bioassay
WW - WasteWater
DW - Drinking Water
OT - Other_____

Remarks:

pH _____ Temp _____
Flow _____ Other _____

Samples returned via: __ UPS __ FedEx __ Courier _____

Tracking #

Sample Receipt Checklist
COC Seal Present/Intact: __NP __Y __N
COC Signed/Accurate: __Y __N
Bottles arrive intact: __Y __N
Correct bottles used: __Y __N
Sufficient volume sent: __Y __N
If Applicable
VOA Zero Headspace: __Y __N
Preservation Correct/Checked: __Y __N
RAD Screen <0.5 mR/hr: __Y __N

Relinquished by: (Signature)	Date:	Time:	Received by: (Signature)	Trip Blank Received: Yes / No HCL / MeoH TBR
[signature]	4/18/23	11:25	[signature]	
Relinquished by: (Signature)	Date:	Time:	Received by: (Signature)	Temp: °C Bottles Received:
[signature]	4/18/23	1700	FedEx	
Relinquished by: (Signature)	Date:	Time:	Received for lab by: (Signature)	Date: Time:
			[signature]	4/19/23 0905

If preservation required by Login: Date/Time

Hold:

Condition: NCF / OK

Pace Analytical®

ANALYTICAL REPORT

April 26, 2023

1 Cp
2 Tc
3 Ss
4 Cn
5 Tr
6 Sr
7 Qc
8 Gl
9 Al
10 Sc

Ensolum, LLC

Sample Delivery Group:	L1606911
Samples Received:	04/19/2023
Project Number:	03B1417001
Description:	Levey Well
Site:	03B1417001
Report To:	Beaux Jennings 601 N Marienfeld Street, Ste. 400 Midland, TX 79701

Entire Report Reviewed By:

Chad A Upchurch
Project Manager

Results relate only to the items tested or calibrated and are reported as rounded values. This test report shall not be reproduced, except in full, without written approval of the laboratory. Where applicable, sampling conducted by Pace Analytical National is performed per guidance provided in laboratory standard operating procedures ENV-SOP-MTJL-0067 and ENV-SOP-MTJL-0068. Where sampling conducted by the customer, results relate to the accuracy of the information provided, and as the samples are received.

Pace Analytical National
12065 Lebanon Rd Mount Juliet, TN 37122 615-758-5858 800-767-5859 www.pacenational.com

TABLE OF CONTENTS

Cp: Cover Page	1
Tc: Table of Contents	2
Ss: Sample Summary	3
Cn: Case Narrative	4
Tr: TRRP Summary	5
TRRP form R	6
TRRP form S	7
TRRP Exception Reports	8
Sr: Sample Results	9
LEVEY WELL L1606911-01	9
Qc: Quality Control Summary	11
Volatile Organic Compounds (MS) by Method TO-15	11
Gl: Glossary of Terms	16
Al: Accreditations & Locations	17
Sc: Sample Chain of Custody	18

LEVEY WELL L1606911-01 Air

Collected by	Collected date/time	Received date/time
Shane Diller	04/14/23 14:57	04/19/23 09:05

Method	Batch	Dilution	Preparation date/time	Analysis date/time	Analyst	Location
Volatile Organic Compounds (MS) by Method TO-15	WG2046865	100	04/22/23 16:51	04/22/23 16:51	JAP	Mt. Juliet, TN
Volatile Organic Compounds (MS) by Method TO-15	WG2049124	2000	04/26/23 12:34	04/26/23 12:34	SDS	Mt. Juliet, TN

CASE NARRATIVE

All sample aliquots were received at the correct temperature, in the proper containers, with the appropriate preservatives, and within method specified holding times, unless qualified or notated within the report. Where applicable, all MDL (LOD) and RDL (LOQ) values reported for environmental samples have been corrected for the dilution factor used in the analysis. All Method and Batch Quality Control are within established criteria except where addressed in this case narrative, a non-conformance form or properly qualified within the sample results. By my digital signature below, I affirm to the best of my knowledge, all problems/anomalies observed by the laboratory as having the potential to affect the quality of the data have been identified by the laboratory, and no information or data have been knowingly withheld that would affect the quality of the data.

Chad A Upchurch
Project Manager

Revised May 2010

Laboratory Data Package Cover Page

This data package consists of this signature page, the laboratory review checklist, and the following reportable data as applicable:

R1 - Field chain-of-custody documentation;

R2 - Sample identification cross-reference;

R3 - Test reports (analytical data sheets) for each environmental sample that includes:

a. Items consistent with NELAC Chapter 5,

b. dilution factors,

c. preparation methods,

d. cleanup methods, and

e. if required for the project, tentatively identified compounds (TICs).

R4 - Surrogate recovery data including:

a. Calculated recovery (%R), and

b. The laboratory's surrogate QC limits.

R5 - Test reports/summary forms for blank samples;

R6 - Test reports/summary forms for laboratory control samples (LCSs) including:

a. LCS spiking amounts,

b. Calculated %R for each analyte, and

c. The laboratory's LCS QC limits.

R7 - Test reports for project matrix spike/matrix spike duplicates (MS/MSDs) including:

a. Samples associated with the MS/MSD clearly identified,

b. MS/MSD spiking amounts,

c. Concentration of each MS/MSD analyte measured in the parent and spiked samples,

d. Calculated %Rs and relative percent differences (RPDs), and

e. The laboratory's MS/MSD QC limits

R8 - Laboratory analytical duplicate (if applicable) recovery and precision:

a. The amount of analyte measured in the duplicate,

b. The calculated RPD, and

c. The laboratory's QC limits for analytical duplicates.

R9 - List of method quantitation limits (MQLs) and detectability check sample results for each analyte for each method and matrix.

R10 - Other problems or anomalies.

Release Statement: I am responsible for the release of this laboratory data package. This laboratory is NELAC accredited under the Texas Laboratory Accreditation Program for all the methods, analytes, and matrices reported in this data package except as noted in the Exception Reports. The data have been reviewed and are technically compliant with the requirements of the methods used, except where noted by the laboratory in the Exception Reports. By my signature below, I affirm to the best of my knowledge all problems/anomalies observed by the laboratory have been identified in the Laboratory Review Checklist, and no information affecting the quality of the data has been knowingly withheld.

Chad A Upchurch

Project Manager

DG-365/TBR-13
Revised May 2010

Laboratory Review Checklist: Reportable Data

Laboratory Name: Pace Analytical National	LRC Date: 04/26/2023 16:25
Project Name: Levey Well	Laboratory Job Number: L1606911-01
Reviewer Name: Chad A Upchurch	Prep Batch Number(s): WG2046865 and WG2049124

#[1]	A[2]	Description	Yes	No	NA[3]	NR[4]	ER#[5]
R1	OI	Chain-of-custody (C-O-C)					
		Did samples meet the laboratory's standard conditions of sample acceptability upon receipt?	X				
		Were all departures from standard conditions described in an exception report?			X		
R2	OI	Sample and quality control (QC) identification					
		Are all field sample ID numbers cross-referenced to the laboratory ID numbers?	X				
		Are all laboratory ID numbers cross-referenced to the corresponding QC data?	X				
R3	OI	Test reports					
		Were all samples prepared and analyzed within holding times?	X				
		Other than those results < MQL, were all other raw values bracketed by calibration standards?	X				
		Were calculations checked by a peer or supervisor?	X				
		Were all analyte identifications checked by a peer or supervisor?	X				
		Were sample detection limits reported for all analytes not detected?	X				
		Were all results for soil and sediment samples reported on a dry weight basis?	X				
		Were % moisture (or solids) reported for all soil and sediment samples?			X		
		Were bulk soils/solids samples for volatile analysis extracted with methanol per SW846 Method 5035?			X		
		If required for the project, are TICs reported?			X		
R4	O	Surrogate recovery data					
		Were surrogates added prior to extraction?	X				
		Were surrogate percent recoveries in all samples within the laboratory QC limits?	X				
R5	OI	Test reports/summary forms for blank samples					
		Were appropriate type(s) of blanks analyzed?	X				
		Were blanks analyzed at the appropriate frequency?	X				
		Were method blanks taken through the entire analytical process, including preparation and, if applicable, cleanup procedures?	X				
		Were blank concentrations < MQL?	X				
R6	OI	Laboratory control samples (LCS):					
		Were all COCs included in the LCS?	X				
		Was each LCS taken through the entire analytical procedure, including prep and cleanup steps?	X				
		Were LCSs analyzed at the required frequency?	X				
		Were LCS (and LCSD, if applicable) %Rs within the laboratory QC limits?	X				
		Does the detectability check sample data document the laboratory's capability to detect the COCs at the MDL used to calculate the SDLs?	X				
		Was the LCSD RPD within QC limits?	X				
R7	OI	Matrix spike (MS) and matrix spike duplicate (MSD) data					
		Were the project/method specified analytes included in the MS and MSD?			X		
		Were MS/MSD analyzed at the appropriate frequency?			X		
		Were MS (and MSD, if applicable) %Rs within the laboratory QC limits?			X		
		Were MS/MSD RPDs within laboratory QC limits?			X		
R8	OI	Analytical duplicate data					
		Were appropriate analytical duplicates analyzed for each matrix?			X		
		Were analytical duplicates analyzed at the appropriate frequency?			X		
		Were RPDs or relative standard deviations within the laboratory QC limits?			X		
R9	OI	Method quantitation limits (MQLs):					
		Are the MQLs for each method analyte included in the laboratory data package?	X				
		Do the MQLs correspond to the concentration of the lowest non-zero calibration standard?	X				
		Are unadjusted MQLs and DCSs included in the laboratory data package?	X				
R10	OI	Other problems/anomalies					
		Are all known problems/anomalies/special conditions noted in this LRC and ER?	X				
		Was applicable and available technology used to lower the SDL to minimize the matrix interference effects on the sample results?	X				
		Is the laboratory NELAC-accredited under the Texas Laboratory Accreditation Program for the analytes, matrices and methods associated with this laboratory data package?	X				

1. Items identified by the letter "R" must be included in the laboratory data package submitted in the TRRP-required report(s). Items identified by the letter "S" should be retained and made available upon request for the appropriate retention period.
2. O = organic analyses; I = inorganic analyses (and general chemistry, when applicable);
3. NA = Not applicable;
4. NR = Not reviewed;
5. ER# = Exception Report identification number (an Exception Report should be completed for an item if "NR" or "No" is checked).

DG-365/TBR-13
Revised May 2010

Laboratory Review Checklist: Supporting Data

Laboratory Name: Pace Analytical National	LRC Date: 04/26/2023 16:25
Project Name: Levey Well	Laboratory Job Number: L1606911-01
Reviewer Name: Chad A Upchurch	Prep Batch Number(s): WG2046865 and WG2049124

#[1]	A[2]	Description	Yes	No	NA[3]	NR[4]	ER#[5]
S1	OI	Initial calibration (ICAL)					
		Were response factors and/or relative response factors for each analyte within QC limits?	X				
		Were percent RSDs or correlation coefficient criteria met?	X				
		Was the number of standards recommended in the method used for all analytes?	X				
		Were all points generated between the lowest and highest standard used to calculate the curve?	X				
		Are ICAL data available for all instruments used?	X				
		Has the initial calibration curve been verified using an appropriate second source standard?	X				
S2	OI	Initial and continuing calibration verification (ICCV and CCV) and continuing calibration blank (CCB):					
		Was the CCV analyzed at the method-required frequency?	X				
		Were percent differences for each analyte within the method-required QC limits?	X				
		Was the ICAL curve verified for each analyte?	X				
		Was the absolute value of the analyte concentration in the inorganic CCB < MDL?			X		
S3	O	Mass spectral tuning					
		Was the appropriate compound for the method used for tuning?	X				
		Were ion abundance data within the method-required QC limits?	X				
S4	O	Internal standards (IS)					
		Were IS area counts and retention times within the method-required QC limits?	X				
S5	OI	Raw data (NELAC Section 5.5.10)					
		Were the raw data (for example, chromatograms, spectral data) reviewed by an analyst?	X				
		Were data associated with manual integrations flagged on the raw data?	X				
S6	O	Dual column confirmation					
		Did dual column confirmation results meet the method-required QC?			X		
S7	O	Tentatively identified compounds (TICs)					
		If TICs were requested, were the mass spectra and TIC data subject to appropriate checks?			X		
S8	I	Interference Check Sample (ICS) results					
		Were percent recoveries within method QC limits?			X		
S9	I	Serial dilutions, post digestion spikes, and method of standard additions					
		Were percent differences, recoveries, and the linearity within the QC limits specified in the method?			X		
S10	OI	Method detection limit (MDL) studies					
		Was a MDL study performed for each reported analyte?	X				
		Is the MDL either adjusted or supported by the analysis of DCSs?	X				
S11	OI	Proficiency test reports					
		Was the laboratory's performance acceptable on the applicable proficiency tests or evaluation studies?	X				
S12	OI	Standards documentation					
		Are all standards used in the analyses NIST-traceable or obtained from other appropriate sources?	X				
S13	OI	Compound/analyte identification procedures					
		Are the procedures for compound/analyte identification documented?	X				
S14	OI	Demonstration of analyst competency (DOC)					
		Was DOC conducted consistent with NELAC Chapter 5?	X				
		Is documentation of the analyst's competency up-to-date and on file?	X				
S15	OI	Verification/validation documentation for methods (NELAC Chapter 5)					
		Are all the methods used to generate the data documented, verified, and validated, where applicable?	X				
S16	OI	Laboratory standard operating procedures (SOPs)					
		Are laboratory SOPs current and on file for each method performed	X				

1. Items identified by the letter "R" must be included in the laboratory data package submitted in the TRRP-required report(s). Items identified by the letter "S" should be retained and made available upon request for the appropriate retention period.
2. O = organic analyses; I = inorganic analyses (and general chemistry, when applicable);
3. NA = Not applicable;
4. NR = Not reviewed;
5. ER# = Exception Report identification number (an Exception Report should be completed for an item if "NR" or "No" is checked).

Revised May 2010

Laboratory Review Checklist: Exception Reports

Laboratory Name: Pace Analytical National	LRC Date: 04/26/2023 16:25
Project Name: Levey Well	Laboratory Job Number: L1606911-01
Reviewer Name: Chad A Upchurch	Prep Batch Number(s): WG2046865 and WG2049124

ER #[1]	Description
	The Exception Report intentionally left blank, there are no exceptions applied to this SDG.

1. Items identified by the letter "R" must be included in the laboratory data package submitted in the TRRP-required report(s). Items identified by the letter "S" should be retained and made available upon request for the appropriate retention period.
2. O = organic analyses; I = inorganic analyses (and general chemistry, when applicable);
3. NA = Not applicable;
4. NR = Not reviewed;
5. ER# = Exception Report identification number (an Exception Report should be completed for an item if "NR" or "No" is checked).

Volatile Organic Compounds (MS) by Method TO-15

Analyte	CAS #	Mol. Wt.	RDL1 ppbv	RDL2 ug/m3	Result ppbv	Result ug/m3	Qualifier	Dilution	Batch
Acetone	67-64-1	58.10	125	297	911	2160		100	WG2046865
Allyl chloride	107-05-1	76.53	20.0	62.6	ND	ND		100	WG2046865
Benzene	71-43-2	78.10	20.0	63.9	ND	ND		100	WG2046865
Benzyl Chloride	100-44-7	127	20.0	104	ND	ND		100	WG2046865
Bromodichloromethane	75-27-4	164	20.0	134	ND	ND		100	WG2046865
Bromoform	75-25-2	253	60.0	621	ND	ND		100	WG2046865
Bromomethane	74-83-9	94.90	20.0	77.6	ND	ND		100	WG2046865
1,3-Butadiene	106-99-0	54.10	200	443	ND	ND		100	WG2046865
Carbon disulfide	75-15-0	76.10	20.0	62.2	ND	ND		100	WG2046865
Carbon tetrachloride	56-23-5	154	20.0	126	ND	ND		100	WG2046865
Chlorobenzene	108-90-7	113	20.0	92.4	ND	ND		100	WG2046865
Chloroethane	75-00-3	64.50	20.0	52.8	ND	ND		100	WG2046865
Chloroform	67-66-3	119	20.0	97.3	ND	ND		100	WG2046865
Chloromethane	74-87-3	50.50	20.0	41.3	ND	ND		100	WG2046865
2-Chlorotoluene	95-49-8	126	20.0	103	ND	ND		100	WG2046865
Cyclohexane	110-82-7	84.20	20.0	68.9	ND	ND		100	WG2046865
Dibromochloromethane	124-48-1	208	20.0	170	ND	ND		100	WG2046865
1,2-Dibromoethane	106-93-4	188	20.0	154	ND	ND		100	WG2046865
1,2-Dichlorobenzene	95-50-1	147	20.0	120	ND	ND		100	WG2046865
1,3-Dichlorobenzene	541-73-1	147	20.0	120	ND	ND		100	WG2046865
1,4-Dichlorobenzene	106-46-7	147	20.0	120	ND	ND		100	WG2046865
1,2-Dichloroethane	107-06-2	99	20.0	81.0	ND	ND		100	WG2046865
1,1-Dichloroethane	75-34-3	98	20.0	80.2	ND	ND		100	WG2046865
1,1-Dichloroethene	75-35-4	96.90	20.0	79.3	ND	ND		100	WG2046865
cis-1,2-Dichloroethene	156-59-2	96.90	20.0	79.3	ND	ND		100	WG2046865
trans-1,2-Dichloroethene	156-60-5	96.90	20.0	79.3	ND	ND		100	WG2046865
1,2-Dichloropropane	78-87-5	113	20.0	92.4	ND	ND		100	WG2046865
cis-1,3-Dichloropropene	10061-01-5	111	20.0	90.8	ND	ND		100	WG2046865
trans-1,3-Dichloropropene	10061-02-6	111	20.0	90.8	ND	ND		100	WG2046865
1,4-Dioxane	123-91-1	88.10	20.0	72.1	ND	ND		100	WG2046865
Ethanol	64-17-5	46.10	250	471	779	1470		100	WG2046865
Ethylbenzene	100-41-4	106	20.0	86.7	620	2690		100	WG2046865
4-Ethyltoluene	622-96-8	120	20.0	98.2	523	2570		100	WG2046865
Trichlorofluoromethane	75-69-4	137.40	20.0	112	ND	ND		100	WG2046865
Dichlorodifluoromethane	75-71-8	120.92	20.0	98.9	ND	ND		100	WG2046865
1,1,2-Trichlorotrifluoroethane	76-13-1	187.40	20.0	153	ND	ND		100	WG2046865
1,2-Dichlorotetrafluoroethane	76-14-2	171	20.0	140	ND	ND		100	WG2046865
Heptane	142-82-5	100	20.0	81.8	3920	16000		100	WG2046865
Hexachloro-1,3-butadiene	87-68-3	261	63.0	673	ND	ND		100	WG2046865
n-Hexane	110-54-3	86.20	1260	4440	91700	323000		2000	WG2049124
Isopropylbenzene	98-82-8	120.20	20.0	98.3	142	698		100	WG2046865
Methylene Chloride	75-09-2	84.90	20.0	69.4	ND	ND		100	WG2046865
Methyl Butyl Ketone	591-78-6	100	125	511	ND	ND		100	WG2046865
2-Butanone (MEK)	78-93-3	72.10	125	369	ND	ND		100	WG2046865
4-Methyl-2-pentanone (MIBK)	108-10-1	100.10	125	512	ND	ND		100	WG2046865
Methyl methacrylate	80-62-6	100.12	20.0	81.9	ND	ND		100	WG2046865
MTBE	1634-04-4	88.10	20.0	72.1	ND	ND		100	WG2046865
Naphthalene	91-20-3	128	63.0	330	ND	ND		100	WG2046865
2-Propanol	67-63-0	60.10	125	307	2170	5330		100	WG2046865
Propene	115-07-1	42.10	125	215	ND	ND		100	WG2046865
Styrene	100-42-5	104	20.0	85.1	ND	ND		100	WG2046865
1,1,2,2-Tetrachloroethane	79-34-5	168	20.0	137	ND	ND		100	WG2046865
Tetrachloroethylene	127-18-4	166	20.0	136	ND	ND		100	WG2046865
Tetrahydrofuran	109-99-9	72.10	20.0	59.0	ND	ND		100	WG2046865
Toluene	108-88-3	92.10	50.0	188	270	1020		100	WG2046865
1,2,4-Trichlorobenzene	120-82-1	181	63.0	466	ND	ND		100	WG2046865

Volatile Organic Compounds (MS) by Method TO-15

Analyte	CAS #	Mol. Wt.	RDL1 ppbv	RDL2 ug/m3	Result ppbv	Result ug/m3	Qualifier	Dilution	Batch
1,1,1-Trichloroethane	71-55-6	133	20.0	109	ND	ND		100	WG2046865
1,1,2-Trichloroethane	79-00-5	133	20.0	109	ND	ND		100	WG2046865
Trichloroethylene	79-01-6	131	20.0	107	ND	ND		100	WG2046865
1,2,4-Trimethylbenzene	95-63-6	120	20.0	98.2	296	1450		100	WG2046865
1,3,5-Trimethylbenzene	108-67-8	120	20.0	98.2	143	702		100	WG2046865
2,2,4-Trimethylpentane	540-84-1	114.22	20.0	93.4	ND	ND		100	WG2046865
Vinyl chloride	75-01-4	62.50	20.0	51.1	ND	ND		100	WG2046865
Vinyl Bromide	593-60-2	106.95	20.0	87.5	ND	ND		100	WG2046865
Vinyl acetate	108-05-4	86.10	20.0	70.4	ND	ND		100	WG2046865
m&p-Xylene	1330-20-7	106	40.0	173	1020	4420		100	WG2046865
o-Xylene	95-47-6	106	20.0	86.7	509	2210		100	WG2046865
TPH (GC/MS) Low Fraction	8006-61-9	101	20000	82600	240000	991000		100	WG2046865
(S) 1,4-Bromofluorobenzene	*460-00-4*	*175*	*60.0-140*		*103*				WG2046865
(S) 1,4-Bromofluorobenzene	*460-00-4*	*175*	*60.0-140*		*100*				WG2049124

Method Blank (MB)

(MB) R3916949-3 04/22/23 08:21

Analyte	MB Result ppbv	MB Qualifier	MB MDL ppbv	MB RDL ppbv
Acetone	U		0.584	1.25
Allyl Chloride	U		0.114	0.200
Benzene	U		0.0715	0.200
Benzyl Chloride	U		0.0598	0.200
Bromodichloromethane	U		0.0702	0.200
Bromoform	U		0.0732	0.600
Bromomethane	U		0.0982	0.200
1,3-Butadiene	U		0.104	2.00
Carbon disulfide	U		0.102	0.200
Carbon tetrachloride	U		0.0732	0.200
Chlorobenzene	U		0.0832	0.200
Chloroethane	U		0.0996	0.200
Chloroform	U		0.0717	0.200
Chloromethane	U		0.103	0.200
2-Chlorotoluene	U		0.0828	0.200
Cyclohexane	U		0.0753	0.200
Dibromochloromethane	U		0.0727	0.200
1,2-Dibromoethane	U		0.0721	0.200
1,2-Dichlorobenzene	U		0.128	0.200
1,3-Dichlorobenzene	U		0.182	0.200
1,4-Dichlorobenzene	U		0.0557	0.200
1,2-Dichloroethane	U		0.0700	0.200
1,1-Dichloroethane	U		0.0723	0.200
1,1-Dichloroethene	U		0.0762	0.200
cis-1,2-Dichloroethene	U		0.0784	0.200
trans-1,2-Dichloroethene	U		0.0673	0.200
1,2-Dichloropropane	U		0.0760	0.200
cis-1,3-Dichloropropene	U		0.0689	0.200
trans-1,3-Dichloropropene	U		0.0728	0.200
1,4-Dioxane	U		0.0833	0.200
Ethanol	U		0.265	2.50
Ethylbenzene	U		0.0835	0.200
4-Ethyltoluene	U		0.0783	0.200
Trichlorofluoromethane	U		0.0819	0.200
Dichlorodifluoromethane	U		0.137	0.200
1,1,2-Trichlorotrifluoroethane	U		0.0793	0.200
1,2-Dichlorotetrafluoroethane	U		0.0890	0.200
Heptane	U		0.104	0.200
Hexachloro-1,3-butadiene	U		0.105	0.630
Isopropylbenzene	U		0.0777	0.200

Method Blank (MB)

(MB) R3916949-3 04/22/23 08:21

Analyte	MB Result ppbv	MB Qualifier	MB MDL ppbv	MB RDL ppbv
Methylene Chloride	U		0.0979	0.200
Methyl Butyl Ketone	U		0.133	1.25
2-Butanone (MEK)	U		0.0814	1.25
4-Methyl-2-pentanone (MIBK)	U		0.0765	1.25
Methyl Methacrylate	U		0.0876	0.200
MTBE	U		0.0647	0.200
Naphthalene	U		0.350	0.630
2-Propanol	U		0.264	1.25
Propene	U		0.0932	1.25
Styrene	U		0.0788	0.200
1,1,2,2-Tetrachloroethane	U		0.0743	0.200
Tetrachloroethylene	U		0.0814	0.200
Tetrahydrofuran	U		0.0734	0.200
Toluene	U		0.0870	0.500
1,2,4-Trichlorobenzene	U		0.148	0.630
1,1,1-Trichloroethane	U		0.0736	0.200
1,1,2-Trichloroethane	U		0.0775	0.200
Trichloroethylene	U		0.0680	0.200
1,2,4-Trimethylbenzene	U		0.0764	0.200
1,3,5-Trimethylbenzene	U		0.0779	0.200
2,2,4-Trimethylpentane	U		0.133	0.200
Vinyl chloride	U		0.0949	0.200
Vinyl Bromide	U		0.0852	0.200
Vinyl acetate	U		0.116	0.200
m&p-Xylene	U		0.135	0.400
o-Xylene	U		0.0828	0.200
TPH (GC/MS) Low Fraction	U		39.7	200
(S) 1,4-Bromofluorobenzene	*100*			*60.0-140*

Laboratory Control Sample (LCS) • Laboratory Control Sample Duplicate (LCSD)

(LCS) R3916949-1 04/22/23 07:03 • (LCSD) R3916949-2 04/22/23 07:43

Analyte	Spike Amount ppbv	LCS Result ppbv	LCSD Result ppbv	LCS Rec. %	LCSD Rec. %	Rec. Limits %	LCS Qualifier	LCSD Qualifier	RPD %	RPD Limits %
Acetone	3.75	4.41	4.49	118	120	70.0-130			1.80	25
Allyl Chloride	3.75	4.26	4.31	114	115	70.0-130			1.17	25
Benzene	3.75	4.18	4.23	111	113	70.0-130			1.19	25
Benzyl Chloride	3.75	4.26	4.26	114	114	70.0-152			0.000	25
Bromodichloromethane	3.75	4.19	4.19	112	112	70.0-130			0.000	25

Laboratory Control Sample (LCS) • Laboratory Control Sample Duplicate (LCSD)

(LCS) R3916949-1 04/22/23 07:03 • (LCSD) R3916949-2 04/22/23 07:43

Analyte	Spike Amount ppbv	LCS Result ppbv	LCSD Result ppbv	LCS Rec. %	LCSD Rec. %	Rec. Limits %	LCS Qualifier	LCSD Qualifier	RPD %	RPD Limits %
Bromoform	3.75	4.18	4.18	111	111	70.0-130			0.000	25
Bromomethane	3.75	3.97	4.01	106	107	70.0-130			1.00	25
1,3-Butadiene	3.75	4.25	4.17	113	111	70.0-130			1.90	25
Carbon disulfide	3.75	4.24	4.19	113	112	70.0-130			1.19	25
Carbon tetrachloride	3.75	4.22	4.23	113	113	70.0-130			0.237	25
Chlorobenzene	3.75	4.13	4.16	110	111	70.0-130			0.724	25
Chloroethane	3.75	4.11	4.26	110	114	70.0-130			3.58	25
Chloroform	3.75	4.18	4.22	111	113	70.0-130			0.952	25
Chloromethane	3.75	4.24	4.24	113	113	70.0-130			0.000	25
2-Chlorotoluene	3.75	4.12	4.14	110	110	70.0-130			0.484	25
Cyclohexane	3.75	4.17	4.19	111	112	70.0-130			0.478	25
Dibromochloromethane	3.75	4.12	4.18	110	111	70.0-130			1.45	25
1,2-Dibromoethane	3.75	4.13	4.14	110	110	70.0-130			0.242	25
1,2-Dichlorobenzene	3.75	4.21	4.17	112	111	70.0-130			0.955	25
1,3-Dichlorobenzene	3.75	4.22	4.25	113	113	70.0-130			0.708	25
1,4-Dichlorobenzene	3.75	4.16	4.14	111	110	70.0-130			0.482	25
1,2-Dichloroethane	3.75	4.31	4.36	115	116	70.0-130			1.15	25
1,1-Dichloroethane	3.75	4.22	4.28	113	114	70.0-130			1.41	25
1,1-Dichloroethene	3.75	4.19	4.24	112	113	70.0-130			1.19	25
cis-1,2-Dichloroethene	3.75	3.82	3.86	102	103	70.0-130			1.04	25
trans-1,2-Dichloroethene	3.75	4.12	4.24	110	113	70.0-130			2.87	25
1,2-Dichloropropane	3.75	4.21	4.22	112	113	70.0-130			0.237	25
cis-1,3-Dichloropropene	3.75	4.19	4.22	112	113	70.0-130			0.713	25
trans-1,3-Dichloropropene	3.75	4.17	4.19	111	112	70.0-130			0.478	25
1,4-Dioxane	3.75	3.88	3.98	103	106	70.0-140			2.54	25
Ethanol	3.75	4.04	4.16	108	111	55.0-148			2.93	25
Ethylbenzene	3.75	4.20	4.17	112	111	70.0-130			0.717	25
4-Ethyltoluene	3.75	4.32	4.29	115	114	70.0-130			0.697	25
Trichlorofluoromethane	3.75	4.26	4.29	114	114	70.0-130			0.702	25
Dichlorodifluoromethane	3.75	4.21	4.24	112	113	64.0-139			0.710	25
1,1,2-Trichlorotrifluoroethane	3.75	4.10	4.13	109	110	70.0-130			0.729	25
1,2-Dichlorotetrafluoroethane	3.75	4.21	4.18	112	111	70.0-130			0.715	25
Heptane	3.75	4.55	4.62	121	123	70.0-130			1.53	25
Hexachloro-1,3-butadiene	3.75	4.10	4.08	109	109	70.0-151			0.489	25
Isopropylbenzene	3.75	4.21	4.25	112	113	70.0-130			0.946	25
Methylene Chloride	3.75	4.29	4.33	114	115	70.0-130			0.928	25
Methyl Butyl Ketone	3.75	4.10	4.11	109	110	70.0-149			0.244	25
Methyl Ethyl Ketone	3.75	4.20	4.26	112	114	70.0-130			1.42	25
4-Methyl-2-pentanone (MIBK)	3.75	4.11	4.16	110	111	70.0-139			1.21	25
Methyl Methacrylate	3.75	4.18	4.22	111	113	70.0-130			0.952	25

Laboratory Control Sample (LCS) • Laboratory Control Sample Duplicate (LCSD)

(LCS) R3916949-1 04/22/23 07:03 • (LCSD) R3916949-2 04/22/23 07:43

Analyte	Spike Amount ppbv	LCS Result ppbv	LCSD Result ppbv	LCS Rec. %	LCSD Rec. %	Rec. Limits %	LCS Qualifier	LCSD Qualifier	RPD %	RPD Limits %
MTBE	3.75	4.17	4.17	111	111	70.0-130			0.000	25
Naphthalene	3.75	4.34	4.36	116	116	70.0-159			0.460	25
2-Propanol	3.75	4.34	4.36	116	116	70.0-139			0.460	25
Propene	3.75	4.16	4.12	111	110	64.0-144			0.966	25
Styrene	3.75	4.25	4.25	113	113	70.0-130			0.000	25
1,1,2,2-Tetrachloroethane	3.75	4.20	4.18	112	111	70.0-130			0.477	25
Tetrachloroethylene	3.75	4.07	4.09	109	109	70.0-130			0.490	25
Tetrahydrofuran	3.75	4.17	4.20	111	112	70.0-137			0.717	25
Toluene	3.75	4.10	4.13	109	110	70.0-130			0.729	25
1,2,4-Trichlorobenzene	3.75	4.23	4.22	113	113	70.0-160			0.237	25
1,1,1-Trichloroethane	3.75	4.16	4.27	111	114	70.0-130			2.61	25
1,1,2-Trichloroethane	3.75	4.11	4.04	110	108	70.0-130			1.72	25
Trichloroethylene	3.75	4.09	4.14	109	110	70.0-130			1.22	25
1,2,4-Trimethylbenzene	3.75	4.33	4.27	115	114	70.0-130			1.40	25
1,3,5-Trimethylbenzene	3.75	4.20	4.21	112	112	70.0-130			0.238	25
2,2,4-Trimethylpentane	3.75	4.30	4.36	115	116	70.0-130			1.39	25
Vinyl chloride	3.75	4.16	4.08	111	109	70.0-130			1.94	25
Vinyl Bromide	3.75	4.15	4.14	111	110	70.0-130			0.241	25
Vinyl acetate	3.75	2.66	2.75	70.9	73.3	70.0-130			3.33	25
m&p-Xylene	7.50	8.52	8.56	114	114	70.0-130			0.468	25
o-Xylene	3.75	4.20	4.17	112	111	70.0-130			0.717	25
TPH (GC/MS) Low Fraction	203	191	194	94.1	95.6	70.0-130			1.56	25
(S) 1,4-Bromofluorobenzene				*101*	*100*	*60.0-140*				

Received by OCD: 11/8/2023 2:53:24 PM

Method Blank (MB)

(MB) R3917629-3 04/26/23 11:05

Analyte	MB Result ppbv	MB Qualifier	MB MDL ppbv	MB RDL ppbv
n-Hexane	U		0.206	0.630
(S) 1,4-Bromofluorobenzene	*99.9*			*60.0-140*

Laboratory Control Sample (LCS) • Laboratory Control Sample Duplicate (LCSD)

(LCS) R3917629-1 04/26/23 08:47 • (LCSD) R3917629-2 04/26/23 09:29

Analyte	Spike Amount ppbv	LCS Result ppbv	LCSD Result ppbv	LCS Rec. %	LCSD Rec. %	Rec. Limits %	LCS Qualifier	LCSD Qualifier	RPD %	RPD Limits %
n-Hexane	3.75	3.60	3.59	96.0	95.7	70.0-130			0.278	25
(S) 1,4-Bromofluorobenzene				*100*	*100*	*60.0-140*				

Released to Imaging: 3/21/2024 4:09:03 PM

1 Cp
2 Tc
3 Ss
4 Cn
5 Tr
6 Sr
7 Qc
8 Gl
9 Al
10 Sc

Guide to Reading and Understanding Your Laboratory Report

The information below is designed to better explain the various terms used in your report of analytical results from the Laboratory. This is not intended as a comprehensive explanation, and if you have additional questions please contact your project representative.

Results Disclaimer - Information that may be provided by the customer, and contained within this report, include Permit Limits, Project Name, Sample ID, Sample Matrix, Sample Preservation, Field Blanks, Field Spikes, Field Duplicates, On-Site Data, Sampling Collection Dates/Times, and Sampling Location. Results relate to the accuracy of this information provided, and as the samples are received.

Abbreviations and Definitions

MDL	Method Detection Limit.
ND	Not detected at the Method Quantitation Limit.
RDL	Reported Detection Limit.
Rec.	Recovery.
RPD	Relative Percent Difference.
SDG	Sample Delivery Group.
(S)	Surrogate (Surrogate Standard) - Analytes added to every blank, sample, Laboratory Control Sample/Duplicate and Matrix Spike/Duplicate; used to evaluate analytical efficiency by measuring recovery. Surrogates are not expected to be detected in all environmental media.
U	Not detected at the Sample Detection Limit.
Analyte	The name of the particular compound or analysis performed. Some Analyses and Methods will have multiple analytes reported.
Dilution	If the sample matrix contains an interfering material, the sample preparation volume or weight values differ from the standard, or if concentrations of analytes in the sample are higher than the highest limit of concentration that the laboratory can accurately report, the sample may be diluted for analysis. If a value different than 1 is used in this field, the result reported has already been corrected for this factor.
Limits	These are the target % recovery ranges or % difference value that the laboratory has historically determined as normal for the method and analyte being reported. Successful QC Sample analysis will target all analytes recovered or duplicated within these ranges.
Qualifier	This column provides a letter and/or number designation that corresponds to additional information concerning the result reported. If a Qualifier is present, a definition per Qualifier is provided within the Glossary and Definitions page and potentially a discussion of possible implications of the Qualifier in the Case Narrative if applicable.
Result	The actual analytical final result (corrected for any sample specific characteristics) reported for your sample. If there was no measurable result returned for a specific analyte, the result in this column may state “ND” (Not Detected) or “BDL” (Below Detectable Levels). The information in the results column should always be accompanied by either an MDL (Method Detection Limit) or RDL (Reporting Detection Limit) that defines the lowest value that the laboratory could detect or report for this analyte.
Uncertainty (Radiochemistry)	Confidence level of 2 sigma.
Case Narrative (Cn)	A brief discussion about the included sample results, including a discussion of any non-conformances to protocol observed either at sample receipt by the laboratory from the field or during the analytical process. If present, there will be a section in the Case Narrative to discuss the meaning of any data qualifiers used in the report.
Quality Control Summary (Qc)	This section of the report includes the results of the laboratory quality control analyses required by procedure or analytical methods to assist in evaluating the validity of the results reported for your samples. These analyses are not being performed on your samples typically, but on laboratory generated material.
Sample Chain of Custody (Sc)	This is the document created in the field when your samples were initially collected. This is used to verify the time and date of collection, the person collecting the samples, and the analyses that the laboratory is requested to perform. This chain of custody also documents all persons (excluding commercial shippers) that have had control or possession of the samples from the time of collection until delivery to the laboratory for analysis.
Sample Results (Sr)	This section of your report will provide the results of all testing performed on your samples. These results are provided by sample ID and are separated by the analyses performed on each sample. The header line of each analysis section for each sample will provide the name and method number for the analysis reported.
Sample Summary (Ss)	This section of the Analytical Report defines the specific analyses performed for each sample ID, including the dates and times of preparation and/or analysis.

Qualifier	Description
	The remainder of this page intentionally left blank, there are no qualifiers applied to this SDG.

Pace Analytical National 12065 Lebanon Rd Mount Juliet, TN 37122

Alabama	40660	Nebraska	NE-OS-15-05
Alaska	17-026	Nevada	TN000032021-1
Arizona	AZ0612	New Hampshire	2975
Arkansas	88-0469	New Jersey–NELAP	TN002
California	2932	New Mexico [1]	TN00003
Colorado	TN00003	New York	11742
Connecticut	PH-0197	North Carolina	Env375
Florida	E87487	North Carolina [1]	DW21704
Georgia	NELAP	North Carolina [3]	41
Georgia [1]	923	North Dakota	R-140
Idaho	TN00003	Ohio–VAP	CL0069
Illinois	200008	Oklahoma	9915
Indiana	C-TN-01	Oregon	TN200002
Iowa	364	Pennsylvania	68-02979
Kansas	E-10277	Rhode Island	LAO000356
Kentucky [1 6]	KY90010	South Carolina	84004002
Kentucky [2]	16	South Dakota	n/a
Louisiana	AI30792	Tennessee [1 4]	2006
Louisiana	LA018	Texas	T104704245-20-18
Maine	TN00003	Texas [5]	LAB0152
Maryland	324	Utah	TN000032021-11
Massachusetts	M-TN003	Vermont	VT2006
Michigan	9958	Virginia	110033
Minnesota	047-999-395	Washington	C847
Mississippi	TN00003	West Virginia	233
Missouri	340	Wisconsin	998093910
Montana	CERT0086	Wyoming	A2LA
A2LA – ISO 17025	1461.01	AIHA-LAP,LLC EMLAP	100789
A2LA – ISO 17025 [5]	1461.02	DOD	1461.01
Canada	1461.01	USDA	P330-15-00234
EPA–Crypto	TN00003		

[1] Drinking Water [2] Underground Storage Tanks [3] Aquatic Toxicity [4] Chemical/Microbiological [5] Mold [6] Wastewater n/a Accreditation not applicable

* Not all certifications held by the laboratory are applicable to the results reported in the attached report.

* Accreditation is only applicable to the test methods specified on each scope of accreditation held by Pace Analytical.

Company Name/Address:
Ensolum, LLC
601 Marienfeld #400
Midland, TX 79701

Billing Information:
Accounts Payable
2351 W Northwest Hwy. Ste. 1203
Dallas, TX 75220

Pres Chk

Report to: **Beaux Jennings**

Email To: bjennings@ensolum.com

Project Description: Levey Well

City/State Collected: Hobbs NM

Please Circle: PT MT CT ET

Phone: **210-219-8858**

Client Project # 03B1417001

Lab Project # **ENSOLUMMTX-SUMMA**

Collected by (print): Shane Diller

Site/Facility ID # 03B1417001

P.O. # 03B1417001

Collected by (signature): [signature]

Immediately Packed on Ice N X Y ___

Rush? (Lab MUST Be Notified)
___ Same Day ___ Five Day
___ Next Day ___ 5 Day (Rad Only)
___ Two Day ___ 10 Day (Rad Only)
X Three Day

Quote #

Date Results Needed

Analysis / Container / Preservative: TO-15 Summa

Chain of Custody Page ___ of ___

Pace Analytical®
National Center for Testing & Innovation

12065 Lebanon Road Mt Juliet, TN 37122
Phone: 615-758-5858 Alt: 800-767-5859
Submitting a sample via this chain of custody constitutes acknowledgment and acceptance of the Pace Terms and Conditions found at: https://info.pacelabs.com/hubfs/pas-standard-terms.pdf

SDG #

A065

Acctnum: ENSOLUMMTX

Template: T180734

Prelogin: P827709

PM: 134 - Mark W. Beasley

PB:

Shipped Via:

Sample ID	Comp/Grab	Matrix *	Depth	Date	Time	No. of Cntrs	TO-15 Summa	Remarks	Sample # (lab only)
Levey Well	G	Air	—	4-14-23	1457	1	X		-01

Sample Receipt Checklist
COC Seal Present/Intact: Y N
COC Signed/Accurate: Y N
Bottles arrive intact: Y N
Correct bottles used: Y N
Sufficient volume sent: Y N
RAD Screen <0.5 mR/hr: Y N
If Applicable
VOA Zero Headspace: Y N
Pres.Correct/Check: Y N

NFE
4-14-23
[signature]

* Matrix:
SS - Soil AIR - Air F - Filter
GW - Groundwater B - Bioassay
WW - WasteWater
DW - Drinking Water
OT - Other_____

Remarks:

pH _____ Temp _____
Flow _____ Other _____

Samples returned via: __ UPS __ FedEx __ Courier _____

Tracking #

Sample Receipt Checklist
COC Seal Present/Intact: __NP __Y __N
COC Signed/Accurate: __Y __N
Bottles arrive intact: __Y __N
Correct bottles used: __Y __N
Sufficient volume sent: __Y __N
If Applicable
VOA Zero Headspace: __Y __N
Preservation Correct/Checked: __Y __N
RAD Screen <0.5 mR/hr: __Y __N

Relinquished by : (Signature)	Date:	Time:	Received by: (Signature)	Trip Blank Received: Yes / No HCL / MeoH TBR	
[signature]	4/18/23	11:25	[signature]		
Relinquished by : (Signature)	Date:	Time:	Received by: (Signature)	Temp: °C Bottles Received:	If preservation required by Login: Date/Time
[signature]	4/18/23	1700	FedEx		
Relinquished by : (Signature)	Date:	Time:	Received for lab by: (Signature)	Date: Time:	Hold: / Condition: NCF / OK
			[signature]	4/19/23 0905	

Pace Analytical®

ANALYTICAL REPORT

May 12, 2023

1 Cp
2 Tc
3 Ss
4 Cn
5 Tr
6 Sr
7 Qc
8 Gl
9 Al
10 Sc

Ensolum, LLC

Sample Delivery Group:	L1610568
Samples Received:	04/29/2023
Project Number:	03B1417001
Description:	Levey Well
Site:	03B1417001
Report To:	Beaux Jennings 601 N Marienfeld Street, Ste. 400 Midland, TX 79701

Entire Report Reviewed By:

Chad A Upchurch
Project Manager

Results relate only to the items tested or calibrated and are reported as rounded values. This test report shall not be reproduced, except in full, without written approval of the laboratory. Where applicable, sampling conducted by Pace Analytical National is performed per guidance provided in laboratory standard operating procedures ENV-SOP-MTJL-0067 and ENV-SOP-MTJL-0068. Where sampling conducted by the customer, results relate to the accuracy of the information provided, and as the samples are received.

Pace Analytical National
12065 Lebanon Rd Mount Juliet, TN 37122 615-758-5858 800-767-5859 www.pacenational.com

TABLE OF CONTENTS

Cp: Cover Page	1
Tc: Table of Contents	2
Ss: Sample Summary	3
Cn: Case Narrative	4
Tr: TRRP Summary	5
TRRP form R	6
TRRP form S	7
TRRP Exception Reports	8
Sr: Sample Results	9
LEVEY WELL L1610568-01	9
Qc: Quality Control Summary	11
Volatile Organic Compounds (MS) by Method TO-15	11
Gl: Glossary of Terms	17
Al: Accreditations & Locations	18
Sc: Sample Chain of Custody	19

LEVEY WELL L1610568-01 Air

Collected by	Collected date/time	Received date/time
Shane Diller	04/26/23 15:40	04/29/23 09:00

Method	Batch	Dilution	Preparation date/time	Analysis date/time	Analyst	Location
Volatile Organic Compounds (MS) by Method TO-15	WG2053988	20	05/04/23 22:38	05/04/23 22:38	SDS	Mt. Juliet, TN
Volatile Organic Compounds (MS) by Method TO-15	WG2057429	1000	05/10/23 13:44	05/10/23 13:44	AA	Mt. Juliet, TN
Volatile Organic Compounds (MS) by Method TO-15	WG2058415	4000	05/11/23 21:43	05/11/23 21:43	MBF	Mt. Juliet, TN

CASE NARRATIVE

1 Cp
2 Tc
3 Ss
4 Cn
5 Tr
6 Sr
7 Qc
8 Gl
9 Al
10 Sc

All sample aliquots were received at the correct temperature, in the proper containers, with the appropriate preservatives, and within method specified holding times, unless qualified or notated within the report. Where applicable, all MDL (LOD) and RDL (LOQ) values reported for environmental samples have been corrected for the dilution factor used in the analysis. All Method and Batch Quality Control are within established criteria except where addressed in this case narrative, a non-conformance form or properly qualified within the sample results. By my digital signature below, I affirm to the best of my knowledge, all problems/anomalies observed by the laboratory as having the potential to affect the quality of the data have been identified by the laboratory, and no information or data have been knowingly withheld that would affect the quality of the data.

Chad A Upchurch
Project Manager

Revised May 2010

Laboratory Data Package Cover Page

This data package consists of this signature page, the laboratory review checklist, and the following reportable data as applicable:

R1 - Field chain-of-custody documentation;

R2 - Sample identification cross-reference;

R3 - Test reports (analytical data sheets) for each environmental sample that includes:

a. Items consistent with NELAC Chapter 5,

b. dilution factors,

c. preparation methods,

d. cleanup methods, and

e. if required for the project, tentatively identified compounds (TICs).

R4 - Surrogate recovery data including:

a. Calculated recovery (%R), and

b. The laboratory's surrogate QC limits.

R5 - Test reports/summary forms for blank samples;

R6 - Test reports/summary forms for laboratory control samples (LCSs) including:

a. LCS spiking amounts,

b. Calculated %R for each analyte, and

c. The laboratory's LCS QC limits.

R7 - Test reports for project matrix spike/matrix spike duplicates (MS/MSDs) including:

a. Samples associated with the MS/MSD clearly identified,

b. MS/MSD spiking amounts,

c. Concentration of each MS/MSD analyte measured in the parent and spiked samples,

d. Calculated %Rs and relative percent differences (RPDs), and

e. The laboratory's MS/MSD QC limits

R8 - Laboratory analytical duplicate (if applicable) recovery and precision:

a. The amount of analyte measured in the duplicate,

b. The calculated RPD, and

c. The laboratory's QC limits for analytical duplicates.

R9 - List of method quantitation limits (MQLs) and detectability check sample results for each analyte for each method and matrix.

R10 - Other problems or anomalies.

Release Statement: I am responsible for the release of this laboratory data package. This laboratory is NELAC accredited under the Texas Laboratory Accreditation Program for all the methods, analytes, and matrices reported in this data package except as noted in the Exception Reports. The data have been reviewed and are technically compliant with the requirements of the methods used, except where noted by the laboratory in the Exception Reports. By my signature below, I affirm to the best of my knowledge all problems/anomalies observed by the laboratory have been identified in the Laboratory Review Checklist, and no information affecting the quality of the data has been knowingly withheld.

Chad A Upchurch

Project Manager

DG-365/TBR-13
Revised May 2010

Laboratory Review Checklist: Reportable Data

Laboratory Name: Pace Analytical National	LRC Date: 05/12/2023 08:51
Project Name: Levey Well	Laboratory Job Number: L1610568-01
Reviewer Name: Chad A Upchurch	Prep Batch Number(s): WG2053988, WG2057429 and WG2058415

#[1]	A[2]	Description	Yes	No	NA[3]	NR[4]	ER#[5]
R1	OI	Chain-of-custody (C-O-C)					
		Did samples meet the laboratory's standard conditions of sample acceptability upon receipt?	X				
		Were all departures from standard conditions described in an exception report?			X		
R2	OI	Sample and quality control (QC) identification					
		Are all field sample ID numbers cross-referenced to the laboratory ID numbers?	X				
		Are all laboratory ID numbers cross-referenced to the corresponding QC data?	X				
R3	OI	Test reports					
		Were all samples prepared and analyzed within holding times?	X				
		Other than those results < MQL, were all other raw values bracketed by calibration standards?	X				
		Were calculations checked by a peer or supervisor?	X				
		Were all analyte identifications checked by a peer or supervisor?	X				
		Were sample detection limits reported for all analytes not detected?	X				
		Were all results for soil and sediment samples reported on a dry weight basis?	X				
		Were % moisture (or solids) reported for all soil and sediment samples?			X		
		Were bulk soils/solids samples for volatile analysis extracted with methanol per SW846 Method 5035?			X		
		If required for the project, are TICs reported?			X		
R4	O	Surrogate recovery data					
		Were surrogates added prior to extraction?	X				
		Were surrogate percent recoveries in all samples within the laboratory QC limits?	X				
R5	OI	Test reports/summary forms for blank samples					
		Were appropriate type(s) of blanks analyzed?	X				
		Were blanks analyzed at the appropriate frequency?	X				
		Were method blanks taken through the entire analytical process, including preparation and, if applicable, cleanup procedures?	X				
		Were blank concentrations < MQL?	X				
R6	OI	Laboratory control samples (LCS):					
		Were all COCs included in the LCS?	X				
		Was each LCS taken through the entire analytical procedure, including prep and cleanup steps?	X				
		Were LCSs analyzed at the required frequency?	X				
		Were LCS (and LCSD, if applicable) %Rs within the laboratory QC limits?	X				
		Does the detectability check sample data document the laboratory's capability to detect the COCs at the MDL used to calculate the SDLs?	X				
		Was the LCSD RPD within QC limits?	X				
R7	OI	Matrix spike (MS) and matrix spike duplicate (MSD) data					
		Were the project/method specified analytes included in the MS and MSD?			X		
		Were MS/MSD analyzed at the appropriate frequency?			X		
		Were MS (and MSD, if applicable) %Rs within the laboratory QC limits?			X		
		Were MS/MSD RPDs within laboratory QC limits?			X		
R8	OI	Analytical duplicate data					
		Were appropriate analytical duplicates analyzed for each matrix?			X		
		Were analytical duplicates analyzed at the appropriate frequency?			X		
		Were RPDs or relative standard deviations within the laboratory QC limits?			X		
R9	OI	Method quantitation limits (MQLs):					
		Are the MQLs for each method analyte included in the laboratory data package?	X				
		Do the MQLs correspond to the concentration of the lowest non-zero calibration standard?	X				
		Are unadjusted MQLs and DCSs included in the laboratory data package?	X				
R10	OI	Other problems/anomalies					
		Are all known problems/anomalies/special conditions noted in this LRC and ER?	X				
		Was applicable and available technology used to lower the SDL to minimize the matrix interference effects on the sample results?	X				
		Is the laboratory NELAC-accredited under the Texas Laboratory Accreditation Program for the analytes, matrices and methods associated with this laboratory data package?	X				

1. Items identified by the letter "R" must be included in the laboratory data package submitted in the TRRP-required report(s). Items identified by the letter "S" should be retained and made available upon request for the appropriate retention period.
2. O = organic analyses; I = inorganic analyses (and general chemistry, when applicable);
3. NA = Not applicable;
4. NR = Not reviewed;
5. ER# = Exception Report identification number (an Exception Report should be completed for an item if "NR" or "No" is checked).

DG-365/TBR-13
Revised May 2010

Laboratory Review Checklist: Supporting Data

Laboratory Name: Pace Analytical National	LRC Date: 05/12/2023 08:51
Project Name: Levey Well	Laboratory Job Number: L1610568-01
Reviewer Name: Chad A Upchurch	Prep Batch Number(s): WG2053988, WG2057429 and WG2058415

#[1]	A[2]	Description	Yes	No	NA[3]	NR[4]	ER#[5]
S1	OI	Initial calibration (ICAL)					
		Were response factors and/or relative response factors for each analyte within QC limits?	X				
		Were percent RSDs or correlation coefficient criteria met?	X				
		Was the number of standards recommended in the method used for all analytes?	X				
		Were all points generated between the lowest and highest standard used to calculate the curve?	X				
		Are ICAL data available for all instruments used?	X				
		Has the initial calibration curve been verified using an appropriate second source standard?	X				
S2	OI	Initial and continuing calibration verification (ICCV and CCV) and continuing calibration blank (CCB):					
		Was the CCV analyzed at the method-required frequency?	X				
		Were percent differences for each analyte within the method-required QC limits?	X				
		Was the ICAL curve verified for each analyte?	X				
		Was the absolute value of the analyte concentration in the inorganic CCB < MDL?			X		
S3	O	Mass spectral tuning					
		Was the appropriate compound for the method used for tuning?	X				
		Were ion abundance data within the method-required QC limits?	X				
S4	O	Internal standards (IS)					
		Were IS area counts and retention times within the method-required QC limits?	X				
S5	OI	Raw data (NELAC Section 5.5.10)					
		Were the raw data (for example, chromatograms, spectral data) reviewed by an analyst?	X				
		Were data associated with manual integrations flagged on the raw data?	X				
S6	O	Dual column confirmation					
		Did dual column confirmation results meet the method-required QC?			X		
S7	O	Tentatively identified compounds (TICs)					
		If TICs were requested, were the mass spectra and TIC data subject to appropriate checks?			X		
S8	I	Interference Check Sample (ICS) results					
		Were percent recoveries within method QC limits?			X		
S9	I	Serial dilutions, post digestion spikes, and method of standard additions					
		Were percent differences, recoveries, and the linearity within the QC limits specified in the method?			X		
S10	OI	Method detection limit (MDL) studies					
		Was a MDL study performed for each reported analyte?	X				
		Is the MDL either adjusted or supported by the analysis of DCSs?	X				
S11	OI	Proficiency test reports					
		Was the laboratory's performance acceptable on the applicable proficiency tests or evaluation studies?	X				
S12	OI	Standards documentation					
		Are all standards used in the analyses NIST-traceable or obtained from other appropriate sources?	X				
S13	OI	Compound/analyte identification procedures					
		Are the procedures for compound/analyte identification documented?	X				
S14	OI	Demonstration of analyst competency (DOC)					
		Was DOC conducted consistent with NELAC Chapter 5?	X				
		Is documentation of the analyst's competency up-to-date and on file?	X				
S15	OI	Verification/validation documentation for methods (NELAC Chapter 5)					
		Are all the methods used to generate the data documented, verified, and validated, where applicable?	X				
S16	OI	Laboratory standard operating procedures (SOPs)					
		Are laboratory SOPs current and on file for each method performed	X				

1. Items identified by the letter "R" must be included in the laboratory data package submitted in the TRRP-required report(s). Items identified by the letter "S" should be retained and made available upon request for the appropriate retention period.
2. O = organic analyses; I = inorganic analyses (and general chemistry, when applicable);
3. NA = Not applicable;
4. NR = Not reviewed;
5. ER# = Exception Report identification number (an Exception Report should be completed for an item if "NR" or "No" is checked).

Revised May 2010

Laboratory Review Checklist: Exception Reports

Laboratory Name: Pace Analytical National	LRC Date: 05/12/2023 08:51
Project Name: Levey Well	Laboratory Job Number: L1610568-01
Reviewer Name: Chad A Upchurch	Prep Batch Number(s): WG2053988, WG2057429 and WG2058415

ER #[1]	Description
	The Exception Report intentionally left blank, there are no exceptions applied to this SDG.

1. Items identified by the letter "R" must be included in the laboratory data package submitted in the TRRP-required report(s). Items identified by the letter "S" should be retained and made available upon request for the appropriate retention period.
2. O = organic analyses; I = inorganic analyses (and general chemistry, when applicable);
3. NA = Not applicable;
4. NR = Not reviewed;
5. ER# = Exception Report identification number (an Exception Report should be completed for an item if "NR" or "No" is checked).

Volatile Organic Compounds (MS) by Method TO-15

Analyte	CAS #	Mol. Wt.	RDL1 ppbv	RDL2 ug/m3	Result ppbv	Result ug/m3	Qualifier	Dilution	Batch
Acetone	67-64-1	58.10	1250	2970	ND	ND		1000	WG2057429
Allyl chloride	107-05-1	76.53	200	626	ND	ND		1000	WG2057429
Benzene	71-43-2	78.10	200	639	ND	ND		1000	WG2057429
Benzyl Chloride	100-44-7	127	4.00	20.8	ND	ND		20	WG2053988
Bromodichloromethane	75-27-4	164	200	1340	ND	ND		1000	WG2057429
Bromoform	75-25-2	253	12.0	124	ND	ND		20	WG2053988
Bromomethane	74-83-9	94.90	200	776	ND	ND		1000	WG2057429
1,3-Butadiene	106-99-0	54.10	2000	4430	ND	ND		1000	WG2057429
Carbon disulfide	75-15-0	76.10	200	622	ND	ND		1000	WG2057429
Carbon tetrachloride	56-23-5	154	200	1260	ND	ND		1000	WG2057429
Chlorobenzene	108-90-7	113	200	924	ND	ND		1000	WG2057429
Chloroethane	75-00-3	64.50	200	528	ND	ND		1000	WG2057429
Chloroform	67-66-3	119	200	973	ND	ND		1000	WG2057429
Chloromethane	74-87-3	50.50	200	413	ND	ND		1000	WG2057429
2-Chlorotoluene	95-49-8	126	4.00	20.6	ND	ND		20	WG2053988
Cyclohexane	110-82-7	84.20	200	689	ND	ND		1000	WG2057429
Dibromochloromethane	124-48-1	208	200	1700	ND	ND		1000	WG2057429
1,2-Dibromoethane	106-93-4	188	200	1540	ND	ND		1000	WG2057429
1,2-Dichlorobenzene	95-50-1	147	4.00	24.0	ND	ND		20	WG2053988
1,3-Dichlorobenzene	541-73-1	147	4.00	24.0	ND	ND		20	WG2053988
1,4-Dichlorobenzene	106-46-7	147	4.00	24.0	ND	ND		20	WG2053988
1,2-Dichloroethane	107-06-2	99	200	810	ND	ND		1000	WG2057429
1,1-Dichloroethane	75-34-3	98	200	802	ND	ND		1000	WG2057429
1,1-Dichloroethene	75-35-4	96.90	200	793	ND	ND		1000	WG2057429
cis-1,2-Dichloroethene	156-59-2	96.90	200	793	ND	ND		1000	WG2057429
trans-1,2-Dichloroethene	156-60-5	96.90	200	793	228	904		1000	WG2057429
1,2-Dichloropropane	78-87-5	113	200	924	ND	ND		1000	WG2057429
cis-1,3-Dichloropropene	10061-01-5	111	200	908	ND	ND		1000	WG2057429
trans-1,3-Dichloropropene	10061-02-6	111	200	908	ND	ND		1000	WG2057429
1,4-Dioxane	123-91-1	88.10	200	721	ND	ND		1000	WG2057429
Ethanol	64-17-5	46.10	2500	4710	ND	ND		1000	WG2057429
Ethylbenzene	100-41-4	106	4.00	17.3	250	1080		20	WG2053988
4-Ethyltoluene	622-96-8	120	4.00	19.6	177	869		20	WG2053988
Trichlorofluoromethane	75-69-4	137.40	200	1120	ND	ND		1000	WG2057429
Dichlorodifluoromethane	75-71-8	120.92	200	989	ND	ND		1000	WG2057429
1,1,2-Trichlorotrifluoroethane	76-13-1	187.40	200	1530	ND	ND		1000	WG2057429
1,2-Dichlorotetrafluoroethane	76-14-2	171	200	1400	ND	ND		1000	WG2057429
Heptane	142-82-5	100	200	818	18900	77300		1000	WG2057429
Hexachloro-1,3-butadiene	87-68-3	261	12.6	135	ND	ND		20	WG2053988
n-Hexane	110-54-3	86.20	2520	8880	229000	807000		4000	WG2058415
Isopropylbenzene	98-82-8	120.20	4.00	19.7	56.1	276		20	WG2053988
Methylene Chloride	75-09-2	84.90	200	694	ND	ND		1000	WG2057429
Methyl Butyl Ketone	591-78-6	100	1250	5110	ND	ND		1000	WG2057429
2-Butanone (MEK)	78-93-3	72.10	1250	3690	ND	ND		1000	WG2057429
4-Methyl-2-pentanone (MIBK)	108-10-1	100.10	1250	5120	ND	ND		1000	WG2057429
Methyl methacrylate	80-62-6	100.12	200	819	ND	ND		1000	WG2057429
MTBE	1634-04-4	88.10	200	721	ND	ND		1000	WG2057429
Naphthalene	91-20-3	128	12.6	66.0	ND	ND		20	WG2053988
2-Propanol	67-63-0	60.10	1250	3070	1800	4420		1000	WG2057429
Propene	115-07-1	42.10	1250	2150	ND	ND		1000	WG2057429
Styrene	100-42-5	104	4.00	17.0	ND	ND		20	WG2053988
1,1,2,2-Tetrachloroethane	79-34-5	168	4.00	27.5	ND	ND		20	WG2053988
Tetrachloroethylene	127-18-4	166	200	1360	ND	ND		1000	WG2057429
Tetrahydrofuran	109-99-9	72.10	200	590	ND	ND		1000	WG2057429
Toluene	108-88-3	92.10	500	1880	ND	ND		1000	WG2057429
1,2,4-Trichlorobenzene	120-82-1	181	12.6	93.3	ND	ND		20	WG2053988

Volatile Organic Compounds (MS) by Method TO-15

Analyte	CAS #	Mol. Wt.	RDL1 ppbv	RDL2 ug/m3	Result ppbv	Result ug/m3	Qualifier	Dilution	Batch
1,1,1-Trichloroethane	71-55-6	133	200	1090	ND	ND		1000	WG2057429
1,1,2-Trichloroethane	79-00-5	133	200	1090	ND	ND		1000	WG2057429
Trichloroethylene	79-01-6	131	200	1070	ND	ND		1000	WG2057429
1,2,4-Trimethylbenzene	95-63-6	120	4.00	19.6	64.3	316		20	WG2053988
1,3,5-Trimethylbenzene	108-67-8	120	4.00	19.6	46.7	229		20	WG2053988
2,2,4-Trimethylpentane	540-84-1	114.22	200	934	ND	ND		1000	WG2057429
Vinyl chloride	75-01-4	62.50	200	511	ND	ND		1000	WG2057429
Vinyl Bromide	593-60-2	106.95	200	875	ND	ND		1000	WG2057429
Vinyl acetate	108-05-4	86.10	200	704	ND	ND		1000	WG2057429
m&p-Xylene	1330-20-7	106	8.00	34.7	571	2480		20	WG2053988
o-Xylene	95-47-6	106	4.00	17.3	314	1360		20	WG2053988
TPH (GC/MS) Low Fraction	8006-61-9	101	200000	826000	434000	1790000		1000	WG2057429
(S) 1,4-Bromofluorobenzene	*460-00-4*	*175*	*60.0-140*		*110*				WG2053988
(S) 1,4-Bromofluorobenzene	*460-00-4*	*175*	*60.0-140*		*92.0*				WG2057429
(S) 1,4-Bromofluorobenzene	*460-00-4*	*175*	*60.0-140*		*94.9*				WG2058415

Sample Narrative:

L1610568-01 WG2053988: IS failure due to matrix interference.

Method Blank (MB)

(MB) R3921401-3 05/04/23 09:58

Analyte	MB Result ppbv	MB Qualifier	MB MDL ppbv	MB RDL ppbv
Benzyl Chloride	U		0.0598	0.200
Bromoform	U		0.0732	0.600
2-Chlorotoluene	U		0.0828	0.200
1,2-Dichlorobenzene	U		0.128	0.200
1,3-Dichlorobenzene	U		0.182	0.200
1,4-Dichlorobenzene	U		0.0557	0.200
Ethylbenzene	U		0.0835	0.200
4-Ethyltoluene	U		0.0783	0.200
Hexachloro-1,3-butadiene	U		0.105	0.630
Isopropylbenzene	U		0.0777	0.200
Naphthalene	U		0.350	0.630
Styrene	U		0.0788	0.200
1,1,2,2-Tetrachloroethane	U		0.0743	0.200
1,2,4-Trichlorobenzene	U		0.148	0.630
1,2,4-Trimethylbenzene	U		0.0764	0.200
1,3,5-Trimethylbenzene	U		0.0779	0.200
m&p-Xylene	U		0.135	0.400
o-Xylene	U		0.0828	0.200
(S) 1,4-Bromofluorobenzene	*96.0*			*60.0-140*

Laboratory Control Sample (LCS) • Laboratory Control Sample Duplicate (LCSD)

(LCS) R3921401-1 05/04/23 08:44 • (LCSD) R3921401-2 05/04/23 09:22

Analyte	Spike Amount ppbv	LCS Result ppbv	LCSD Result ppbv	LCS Rec. %	LCSD Rec. %	Rec. Limits %	LCS Qualifier	LCSD Qualifier	RPD %	RPD Limits %
Benzyl Chloride	3.75	4.16	3.98	111	106	70.0-152			4.42	25
Bromoform	3.75	4.06	3.96	108	106	70.0-130			2.49	25
2-Chlorotoluene	3.75	4.10	4.00	109	107	70.0-130			2.47	25
1,2-Dichlorobenzene	3.75	4.14	3.96	110	106	70.0-130			4.44	25
1,3-Dichlorobenzene	3.75	4.28	4.07	114	109	70.0-130			5.03	25
1,4-Dichlorobenzene	3.75	4.38	4.19	117	112	70.0-130			4.43	25
Ethylbenzene	3.75	4.30	4.16	115	111	70.0-130			3.31	25
4-Ethyltoluene	3.75	4.28	4.08	114	109	70.0-130			4.78	25
Hexachloro-1,3-butadiene	3.75	4.34	4.09	116	109	70.0-151			5.93	25
Isopropylbenzene	3.75	4.19	4.07	112	109	70.0-130			2.91	25
Naphthalene	3.75	4.41	4.18	118	111	70.0-159			5.36	25
Styrene	3.75	4.35	4.29	116	114	70.0-130			1.39	25
1,1,2,2-Tetrachloroethane	3.75	4.17	4.02	111	107	70.0-130			3.66	25
1,2,4-Trichlorobenzene	3.75	4.17	3.98	111	106	70.0-160			4.66	25

Laboratory Control Sample (LCS) • Laboratory Control Sample Duplicate (LCSD)

(LCS) R3921401-1 05/04/23 08:44 • (LCSD) R3921401-2 05/04/23 09:22

Analyte	Spike Amount ppbv	LCS Result ppbv	LCSD Result ppbv	LCS Rec. %	LCSD Rec. %	Rec. Limits %	LCS Qualifier	LCSD Qualifier	RPD %	RPD Limits %
1,2,4-Trimethylbenzene	3.75	4.24	4.08	113	109	70.0-130			3.85	25
1,3,5-Trimethylbenzene	3.75	4.24	4.04	113	108	70.0-130			4.83	25
m&p-Xylene	7.50	8.61	8.52	115	114	70.0-130			1.05	25
o-Xylene	3.75	4.12	4.09	110	109	70.0-130			0.731	25
(S) 1,4-Bromofluorobenzene				*103*	*101*	*60.0-140*				

Method Blank (MB)

(MB) R3923568-3 05/10/23 10:20

Analyte	MB Result ppbv	MB Qualifier	MB MDL ppbv	MB RDL ppbv
Acetone	U		0.584	1.25
Allyl Chloride	U		0.114	0.200
Benzene	U		0.0715	0.200
Bromodichloromethane	U		0.0702	0.200
Bromomethane	U		0.0982	0.200
1,3-Butadiene	U		0.104	2.00
Carbon disulfide	U		0.102	0.200
Carbon tetrachloride	U		0.0732	0.200
Chlorobenzene	U		0.0832	0.200
Chloroethane	U		0.0996	0.200
Chloroform	U		0.0717	0.200
Chloromethane	U		0.103	0.200
Cyclohexane	U		0.0753	0.200
Dibromochloromethane	U		0.0727	0.200
1,2-Dibromoethane	U		0.0721	0.200
1,2-Dichloroethane	U		0.0700	0.200
1,1-Dichloroethane	U		0.0723	0.200
1,1-Dichloroethene	U		0.0762	0.200
cis-1,2-Dichloroethene	U		0.0784	0.200
trans-1,2-Dichloroethene	U		0.0673	0.200
1,2-Dichloropropane	U		0.0760	0.200
cis-1,3-Dichloropropene	U		0.0689	0.200
trans-1,3-Dichloropropene	U		0.0728	0.200
1,4-Dioxane	U		0.0833	0.200
Ethanol	0.334	J	0.265	2.50
Trichlorofluoromethane	U		0.0819	0.200
Dichlorodifluoromethane	U		0.137	0.200
1,1,2-Trichlorotrifluoroethane	U		0.0793	0.200
1,2-Dichlorotetrafluoroethane	U		0.0890	0.200
Heptane	U		0.104	0.200
Methylene Chloride	U		0.0979	0.200
Methyl Butyl Ketone	U		0.133	1.25
2-Butanone (MEK)	U		0.0814	1.25
4-Methyl-2-pentanone (MIBK)	U		0.0765	1.25
Methyl Methacrylate	U		0.0876	0.200
MTBE	U		0.0647	0.200
2-Propanol	U		0.264	1.25
Propene	U		0.0932	1.25
Tetrachloroethylene	U		0.0814	0.200
Tetrahydrofuran	U		0.0734	0.200

Method Blank (MB)

(MB) R3923568-3 05/10/23 10:20

Analyte	MB Result ppbv	MB Qualifier	MB MDL ppbv	MB RDL ppbv
Toluene	U		0.0870	0.500
1,1,1-Trichloroethane	U		0.0736	0.200
1,1,2-Trichloroethane	U		0.0775	0.200
Trichloroethylene	U		0.0680	0.200
2,2,4-Trimethylpentane	U		0.133	0.200
Vinyl chloride	U		0.0949	0.200
Vinyl Bromide	U		0.0852	0.200
Vinyl acetate	U		0.116	0.200
TPH (GC/MS) Low Fraction	U		39.7	200
(S) 1,4-Bromofluorobenzene	*95.7*			*60.0-140*

Laboratory Control Sample (LCS) • Laboratory Control Sample Duplicate (LCSD)

(LCS) R3923568-1 05/10/23 08:53 • (LCSD) R3923568-2 05/10/23 09:37

Analyte	Spike Amount ppbv	LCS Result ppbv	LCSD Result ppbv	LCS Rec. %	LCSD Rec. %	Rec. Limits %	LCS Qualifier	LCSD Qualifier	RPD %	RPD Limits %
Acetone	3.75	3.44	3.46	91.7	92.3	70.0-130			0.580	25
Allyl Chloride	3.75	3.39	3.60	90.4	96.0	70.0-130			6.01	25
Benzene	3.75	4.01	4.01	107	107	70.0-130			0.000	25
Bromodichloromethane	3.75	4.00	4.06	107	108	70.0-130			1.49	25
Bromomethane	3.75	3.42	3.58	91.2	95.5	70.0-130			4.57	25
1,3-Butadiene	3.75	2.75	2.94	73.3	78.4	70.0-130			6.68	25
Carbon disulfide	3.75	3.51	3.60	93.6	96.0	70.0-130			2.53	25
Carbon tetrachloride	3.75	4.05	4.25	108	113	70.0-130			4.82	25
Chlorobenzene	3.75	4.29	4.33	114	115	70.0-130			0.928	25
Chloroethane	3.75	3.25	3.40	86.7	90.7	70.0-130			4.51	25
Chloroform	3.75	3.93	4.00	105	107	70.0-130			1.77	25
Chloromethane	3.75	3.14	3.32	83.7	88.5	70.0-130			5.57	25
Cyclohexane	3.75	3.79	3.89	101	104	70.0-130			2.60	25
Dibromochloromethane	3.75	4.19	4.21	112	112	70.0-130			0.476	25
1,2-Dibromoethane	3.75	4.03	4.05	107	108	70.0-130			0.495	25
1,2-Dichloroethane	3.75	3.92	3.96	105	106	70.0-130			1.02	25
1,1-Dichloroethane	3.75	3.70	3.84	98.7	102	70.0-130			3.71	25
1,1-Dichloroethene	3.75	3.74	3.82	99.7	102	70.0-130			2.12	25
cis-1,2-Dichloroethene	3.75	3.63	3.82	96.8	102	70.0-130			5.10	25
trans-1,2-Dichloroethene	3.75	3.64	3.88	97.1	103	70.0-130			6.38	25
1,2-Dichloropropane	3.75	3.70	3.78	98.7	101	70.0-130			2.14	25
cis-1,3-Dichloropropene	3.75	3.74	3.95	99.7	105	70.0-130			5.46	25
trans-1,3-Dichloropropene	3.75	3.78	3.84	101	102	70.0-130			1.57	25

QUALITY CONTROL SUMMARY

Volatile Organic Compounds (MS) by Method TO-15

L1610568-01

Laboratory Control Sample (LCS) • Laboratory Control Sample Duplicate (LCSD)

(LCS) R3923568-1 05/10/23 08:53 • (LCSD) R3923568-2 05/10/23 09:37

Analyte	Spike Amount ppbv	LCS Result ppbv	LCSD Result ppbv	LCS Rec. %	LCSD Rec. %	Rec. Limits %	LCS Qualifier	LCSD Qualifier	RPD %	RPD Limits %
1,4-Dioxane	3.75	3.67	3.85	97.9	103	70.0-140			4.79	25
Ethanol	3.75	3.10	3.11	82.7	82.9	55.0-148			0.322	25
Trichlorofluoromethane	3.75	3.65	3.84	97.3	102	70.0-130			5.07	25
Dichlorodifluoromethane	3.75	3.69	3.85	98.4	103	64.0-139			4.24	25
1,1,2-Trichlorotrifluoroethane	3.75	3.98	4.08	106	109	70.0-130			2.48	25
1,2-Dichlorotetrafluoroethane	3.75	3.61	3.67	96.3	97.9	70.0-130			1.65	25
Heptane	3.75	3.81	3.77	102	101	70.0-130			1.06	25
Methylene Chloride	3.75	3.38	3.48	90.1	92.8	70.0-130			2.92	25
Methyl Butyl Ketone	3.75	3.67	3.75	97.9	100	70.0-149			2.16	25
Methyl Ethyl Ketone	3.75	3.65	3.75	97.3	100	70.0-130			2.70	25
4-Methyl-2-pentanone (MIBK)	3.75	3.51	3.56	93.6	94.9	70.0-139			1.41	25
Methyl Methacrylate	3.75	3.34	3.43	89.1	91.5	70.0-130			2.66	25
MTBE	3.75	3.61	3.79	96.3	101	70.0-130			4.86	25
2-Propanol	3.75	3.29	3.43	87.7	91.5	70.0-139			4.17	25
Propene	3.75	3.19	3.20	85.1	85.3	64.0-144			0.313	25
Tetrachloroethylene	3.75	4.17	4.28	111	114	70.0-130			2.60	25
Tetrahydrofuran	3.75	3.19	3.29	85.1	87.7	70.0-137			3.09	25
Toluene	3.75	3.89	3.99	104	106	70.0-130			2.54	25
1,1,1-Trichloroethane	3.75	3.96	4.16	106	111	70.0-130			4.93	25
1,1,2-Trichloroethane	3.75	4.05	4.10	108	109	70.0-130			1.23	25
Trichloroethylene	3.75	3.97	3.99	106	106	70.0-130			0.503	25
2,2,4-Trimethylpentane	3.75	3.70	3.80	98.7	101	70.0-130			2.67	25
Vinyl chloride	3.75	3.38	3.56	90.1	94.9	70.0-130			5.19	25
Vinyl Bromide	3.75	3.75	3.82	100	102	70.0-130			1.85	25
Vinyl acetate	3.75	3.23	3.50	86.1	93.3	70.0-130			8.02	25
TPH (GC/MS) Low Fraction	188	170	180	90.4	95.7	70.0-130			5.71	25
(S) 1,4-Bromofluorobenzene				*98.1*	*99.7*	*60.0-140*				

Received by OCD: 11/8/2023 2:53:24 PM

Method Blank (MB)

(MB) R3923923-3 05/11/23 18:27

Analyte	MB Result ppbv	MB Qualifier	MB MDL ppbv	MB RDL ppbv
n-Hexane	U		0.206	0.630
(S) 1,4-Bromofluorobenzene	*94.4*			*60.0-140*

Laboratory Control Sample (LCS) • Laboratory Control Sample Duplicate (LCSD)

(LCS) R3923923-1 05/11/23 17:30 • (LCSD) R3923923-2 05/11/23 17:59

Analyte	Spike Amount ppbv	LCS Result ppbv	LCSD Result ppbv	LCS Rec. %	LCSD Rec. %	Rec. Limits %	LCS Qualifier	LCSD Qualifier	RPD %	RPD Limits %
n-Hexane	3.75	3.32	3.34	88.5	89.1	70.0-130			0.601	25
(S) 1,4-Bromofluorobenzene				*101*	*100*	*60.0-140*				

Released to Imaging: 3/21/2024 4:09:03 PM

1 Cp
2 Tc
3 Ss
4 Cn
5 Tr
6 Sr
7 Qc
8 Gl
9 Al
10 Sc

Guide to Reading and Understanding Your Laboratory Report

The information below is designed to better explain the various terms used in your report of analytical results from the Laboratory. This is not intended as a comprehensive explanation, and if you have additional questions please contact your project representative.

Results Disclaimer - Information that may be provided by the customer, and contained within this report, include Permit Limits, Project Name, Sample ID, Sample Matrix, Sample Preservation, Field Blanks, Field Spikes, Field Duplicates, On-Site Data, Sampling Collection Dates/Times, and Sampling Location. Results relate to the accuracy of this information provided, and as the samples are received.

Abbreviations and Definitions

MDL	Method Detection Limit.
ND	Not detected at the Method Quantitation Limit.
RDL	Reported Detection Limit.
Rec.	Recovery.
RPD	Relative Percent Difference.
SDG	Sample Delivery Group.
(S)	Surrogate (Surrogate Standard) - Analytes added to every blank, sample, Laboratory Control Sample/Duplicate and Matrix Spike/Duplicate; used to evaluate analytical efficiency by measuring recovery. Surrogates are not expected to be detected in all environmental media.
U	Not detected at the Sample Detection Limit.
Analyte	The name of the particular compound or analysis performed. Some Analyses and Methods will have multiple analytes reported.
Dilution	If the sample matrix contains an interfering material, the sample preparation volume or weight values differ from the standard, or if concentrations of analytes in the sample are higher than the highest limit of concentration that the laboratory can accurately report, the sample may be diluted for analysis. If a value different than 1 is used in this field, the result reported has already been corrected for this factor.
Limits	These are the target % recovery ranges or % difference value that the laboratory has historically determined as normal for the method and analyte being reported. Successful QC Sample analysis will target all analytes recovered or duplicated within these ranges.
Qualifier	This column provides a letter and/or number designation that corresponds to additional information concerning the result reported. If a Qualifier is present, a definition per Qualifier is provided within the Glossary and Definitions page and potentially a discussion of possible implications of the Qualifier in the Case Narrative if applicable.
Result	The actual analytical final result (corrected for any sample specific characteristics) reported for your sample. If there was no measurable result returned for a specific analyte, the result in this column may state “ND” (Not Detected) or “BDL” (Below Detectable Levels). The information in the results column should always be accompanied by either an MDL (Method Detection Limit) or RDL (Reporting Detection Limit) that defines the lowest value that the laboratory could detect or report for this analyte.
Uncertainty (Radiochemistry)	Confidence level of 2 sigma.
Case Narrative (Cn)	A brief discussion about the included sample results, including a discussion of any non-conformances to protocol observed either at sample receipt by the laboratory from the field or during the analytical process. If present, there will be a section in the Case Narrative to discuss the meaning of any data qualifiers used in the report.
Quality Control Summary (Qc)	This section of the report includes the results of the laboratory quality control analyses required by procedure or analytical methods to assist in evaluating the validity of the results reported for your samples. These analyses are not being performed on your samples typically, but on laboratory generated material.
Sample Chain of Custody (Sc)	This is the document created in the field when your samples were initially collected. This is used to verify the time and date of collection, the person collecting the samples, and the analyses that the laboratory is requested to perform. This chain of custody also documents all persons (excluding commercial shippers) that have had control or possession of the samples from the time of collection until delivery to the laboratory for analysis.
Sample Results (Sr)	This section of your report will provide the results of all testing performed on your samples. These results are provided by sample ID and are separated by the analyses performed on each sample. The header line of each analysis section for each sample will provide the name and method number for the analysis reported.
Sample Summary (Ss)	This section of the Analytical Report defines the specific analyses performed for each sample ID, including the dates and times of preparation and/or analysis.

Qualifier	Description
J	The identification of the analyte is acceptable; the reported value is an estimate.

Pace Analytical National 12065 Lebanon Rd Mount Juliet, TN 37122

Alabama	40660	Nebraska	NE-OS-15-05
Alaska	17-026	Nevada	TN000032021-1
Arizona	AZ0612	New Hampshire	2975
Arkansas	88-0469	New Jersey–NELAP	TN002
California	2932	New Mexico [1]	TN00003
Colorado	TN00003	New York	11742
Connecticut	PH-0197	North Carolina	Env375
Florida	E87487	North Carolina [1]	DW21704
Georgia	NELAP	North Carolina [3]	41
Georgia [1]	923	North Dakota	R-140
Idaho	TN00003	Ohio–VAP	CL0069
Illinois	200008	Oklahoma	9915
Indiana	C-TN-01	Oregon	TN200002
Iowa	364	Pennsylvania	68-02979
Kansas	E-10277	Rhode Island	LAO000356
Kentucky [1 6]	KY90010	South Carolina	84004002
Kentucky [2]	16	South Dakota	n/a
Louisiana	AI30792	Tennessee [1 4]	2006
Louisiana	LA018	Texas	T104704245-20-18
Maine	TN00003	Texas [5]	LAB0152
Maryland	324	Utah	TN000032021-11
Massachusetts	M-TN003	Vermont	VT2006
Michigan	9958	Virginia	110033
Minnesota	047-999-395	Washington	C847
Mississippi	TN00003	West Virginia	233
Missouri	340	Wisconsin	998093910
Montana	CERT0086	Wyoming	A2LA
A2LA – ISO 17025	1461.01	AIHA-LAP,LLC EMLAP	100789
A2LA – ISO 17025 [5]	1461.02	DOD	1461.01
Canada	1461.01	USDA	P330-15-00234
EPA–Crypto	TN00003		

[1] Drinking Water [2] Underground Storage Tanks [3] Aquatic Toxicity [4] Chemical/Microbiological [5] Mold [6] Wastewater n/a Accreditation not applicable

* Not all certifications held by the laboratory are applicable to the results reported in the attached report.

* Accreditation is only applicable to the test methods specified on each scope of accreditation held by Pace Analytical.

Company Name/Address:
Ensolum, LLC
601 Marienfeld #400
Midland, TX 79701

Billing Information:
Accounts Payable
2351 W Northwest Hwy. Ste. 1203
Dallas, TX 75220

Pres Chk

Report to: **Beaux Jennings**

Email To: **bjennings@ensolum.com**

Project Description: Levey Well

City/State Collected: Hobbs NM

Please Circle: PT MT CT ET

Phone: **210-219-8858**

Client Project # 03B1417001

Lab Project # **ENSOLUMMTX-SUMMA**

Collected by (print): Shane Diller

Site/Facility ID # 03B1417001

P.O. # 03B1417001

Collected by (signature): [signature]

Immediately Packed on Ice N X Y ___

Rush? (Lab MUST Be Notified)
___ Same Day ___ Five Day
___ Next Day ___ 5 Day (Rad Only)
___ Two Day ___ 10 Day (Rad Only)
X Three Day

Quote #

Date Results Needed

Sample ID	Comp/Grab	Matrix *	Depth	Date	Time	No. of Cntrs	TO-15 Summa									Remarks	Sample # (lab only)
Levey Well	G	Air		4-26-23	1540	1	X										-01

NTE 4-26-23

Analysis / Container / Preservative

Chain of Custody Page ___ of ___

Pace Analytical®
National Center for Testing & Innovation

12065 Lebanon Road Mt Juliet, TN 37122
Phone: 615-758-5858 Alt: 800-767-5859
Submitting a sample via this chain of custody constitutes acknowledgment and acceptance of the Pace Terms and Conditions found at: https://info.pacelabs.com/hubfs/pas-standard-terms.pdf

SDG # J140

Acctnum: **ENSOLUMMTX**
Template: **T180734**
Prelogin: **P827709**
PM: **134 - Mark W. Beasley**
PB:
Shipped Via:

Sample Receipt Checklist
COC Seal Present/Intact: ___Y___N
COC Signed/Accurate: ___Y___N
Bottles arrive intact: ___Y___N
Correct bottles used: ___Y___N
Sufficient volume sent: ___Y___N
RAD Screen <0.5 mR/hr: ___Y___N
If Applicable
VOA Zero Headspace: ___Y___N
Pres.Correct/Check: ___Y___N
AMB 12

* Matrix:
SS - Soil **AIR** - Air **F** - Filter
GW - Groundwater **B** - Bioassay
WW - WasteWater
DW - Drinking Water
OT - Other_____

Remarks:

pH _____ Temp _____
Flow _____ Other _____

Samples returned via: __ UPS __ FedEx __ Courier _____

Tracking #

Sample Receipt Checklist
COC Seal Present/Intact: __NP ___Y ___N
COC Signed/Accurate: ___Y ___N
Bottles arrive intact: ___Y ___N
Correct bottles used: ___Y ___N
Sufficient volume sent: ___Y ___N
If Applicable
VOA Zero Headspace: ___Y ___N
Preservation Correct/Checked: ___Y ___N
RAD Screen <0.5 mR/hr: ___Y ___N

Relinquished by : (Signature)	Date:	Time:	Received by: (Signature)	Trip Blank Received: Yes / No HCL / MeoH TBR	If preservation required by Login: Date/Time
[signature]	4/28/23	11:30	[signature]		
Relinquished by : (Signature)	Date:	Time:	Received by: (Signature)	Temp: AMB °C Bottles Received: 1	
[signature]	4/28/23	1700	FedEx		
Relinquished by : (Signature)	Date:	Time:	Received for lab by: (Signature)	Date: 04-29-23 Time: 0900	Hold: / Condition: NCF / OK
			D. Ramsey (4)		

ENSOLUM

APPENDIX D

Levey Well Pressure Reading Documentation

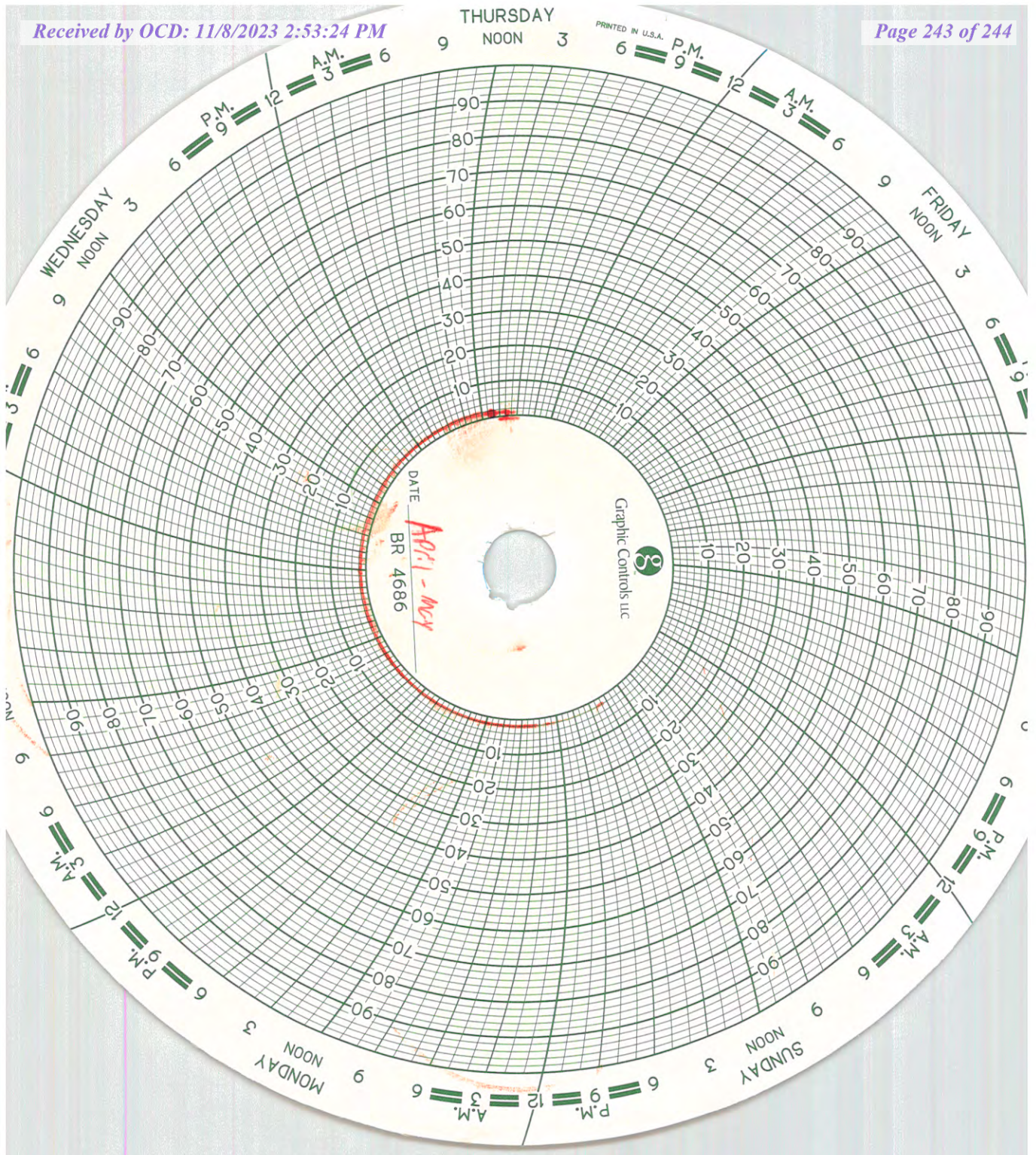
THURSDAY
NOON
PRINTED IN U.S.A.
FRIDAY
NOON
SUNDAY
NOON
MONDAY
NOON
WEDNESDAY
NOON
Graphic Controls LLC
DATE
BR 4686
Apr. 1 - May

District I
1625 N. French Dr., Hobbs, NM 88240
Phone:(575) 393-6161 Fax:(575) 393-0720
District II
811 S. First St., Artesia, NM 88210
Phone:(575) 748-1283 Fax:(575) 748-9720
District III
1000 Rio Brazos Rd., Aztec, NM 87410
Phone:(505) 334-6178 Fax:(505) 334-6170
District IV
1220 S. St Francis Dr., Santa Fe, NM 87505
Phone:(505) 476-3470 Fax:(505) 476-3462

State of New Mexico
Energy, Minerals and Natural Resources
Oil Conservation Division
1220 S. St Francis Dr.
Santa Fe, NM 87505

CONDITIONS

Action 284067

CONDITIONS

Operator: OCCIDENTAL PERMIAN LTD P.O. Box 4294 Houston, TX 772104294	OGRID: 157984
	Action Number: 284067
	Action Type: [UF-GWA] Ground Water Abatement (GROUND WATER ABATEMENT)

CONDITIONS

Created By	Condition	Condition Date
michael.buchanan	Accepted for the record. GAS MITIGATION MONTHLY REPORT - APRIL 2023 South Hobbs G/SA Unit Order No. R-4934-F, Case No. 14981	3/21/2024