GW - 032

ENGINEERING DRAWINGS

Sanitary Treatment Pond

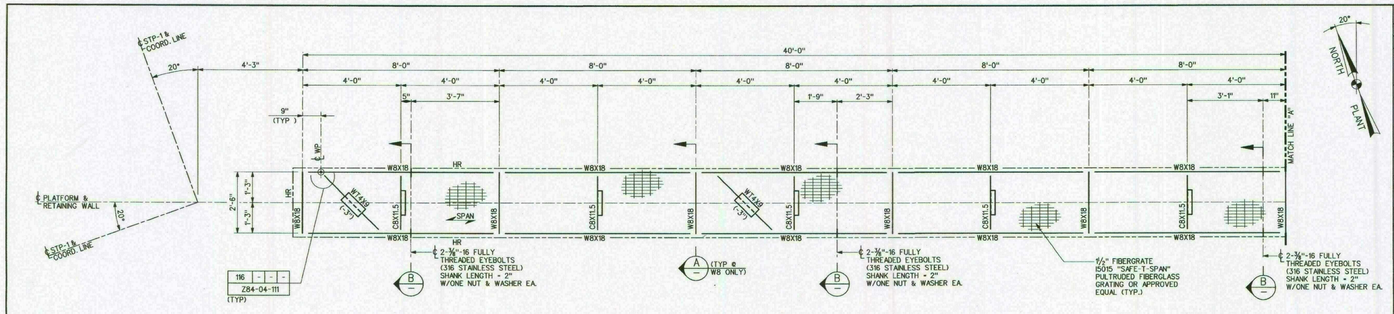

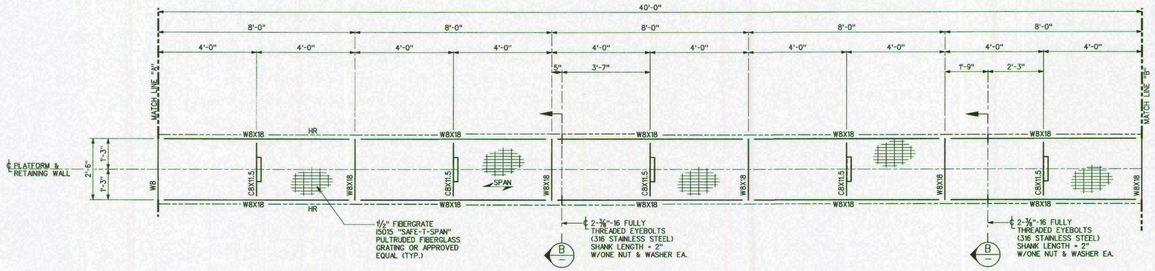

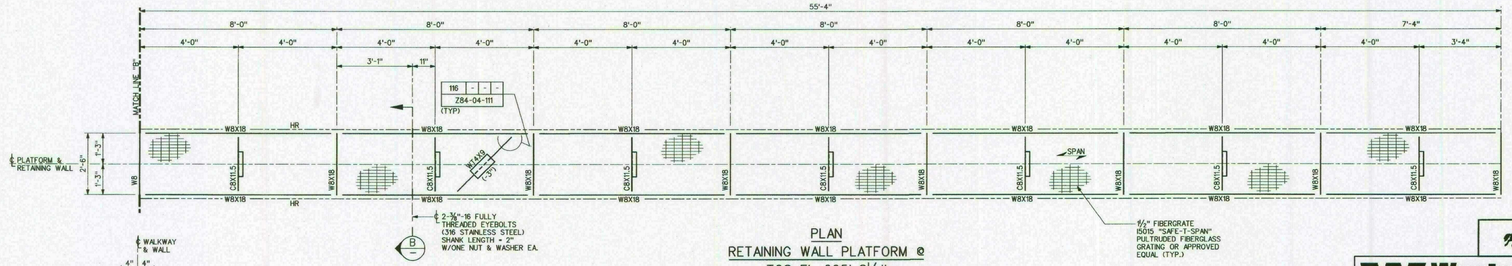

PLAN
RETAINING WALL PLATFORM @
TOS EL. 205'-8 1/8"
(GRTG. +1½")
(SCALE: ½" = 1'-0")

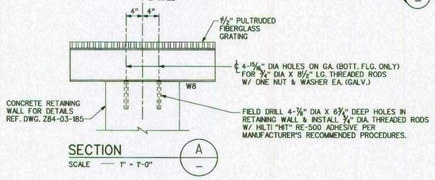

SECTION A
SCALE — 1" = 1'-0"

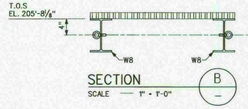

SECTION B
SCALE — 1" = 1'-0"

LIST OF MATERIAL

QTY	DESCRIPTION
ONE LOT	STRUCTURAL STEEL (GALV)
	6080 LBS - LIGHT (12 THRU 19.9 LB/FT)
	625 LBS - X-LIGHT (LESS THAN 12 LB/FT)
273	LN FT - STRAIGHT ANGLE HANDRAIL (GALV)
340	SQ FT - 1½" FIBERGRATE I5015 "SAFE-T-SPAN POLTRUDED FIBERGLASS GRATING OR APPROVED EQUAL
12	EA - ¾" DIA FULLY THREADED EYEBOLT (316 STAINLESS STEEL) SHANK LENGTH = 2" W/ONE NUT & WASHER
72	EA - ¾" DIA X 8½" LG THREADED ROD (A-36) W/ ONE NUT & WASHER (GALV)
ONE LOT	HILTI HIT RE-500 ADHESIVE SYSTEM

NOTES

1. FOR CIVIL/STRUCTURAL GENERAL NOTES REF DWG Z84-03-140.
2. WORK THIS DRAWING WITH DRAWINGS LISTED ON Z84-03-183.

REFERENCE DRAWINGS

DRAWING NO.	DESCRIPTION
Z84-03-140	CIVIL/STRUCTURAL GENERAL NOTES
Z84-04-110	TYPICAL STRUCTURAL STEEL CONNECTION DETAILS
Z84-04-111	TYPICAL BRACING CONNECTION DETAILS
Z84-03-185	STP-1 W.W. POND - RETAINING WALL PLAN & SECTIONS

CLAY H. WELLS NEW MEXICO 20394 PROFESSIONAL ENGINEER 7/22/11

THIS P.E STAMP IS APPLICABLE TO THE CIVIL/STRUCTURAL PORTION OF THIS DRAWING ONLY

MUSTANG ENGINEERS AND CONSTRUCTORS, L.P. 7/22/2011
PROJECT No. 18205

Western Refining
Gallup Refinery

STP-1 WASTE WATER POND
RETAINING WALL PLATFORM
WASTE WATER TREATMENT PLANT

DRN. BY: HR	DATE: 6/6/11	RFE No:	
CHK'D. BY: JAM	DATE: 7/21/11	CAD REF:	
APP'D. BY: RLW	DATE: 7/22/11		
DRAWING NO. Z84-04-135			REV 0

REV.	REVISION DESCRIPTION	RFC No.	DATE
0	ISSUED FOR CONSTRUCTION		7/22/2011

herowii 7/21/2011 2:23:14 PM j:\18205\struct\drw\z84-04-135.dgn