

LEASE ROAD

RECEIVED

DEC 01 2011

NMOCD ARTESIA



TANK BATTERY

Release/Excavation Area  
(contaminated soils scraped from surface)



Williams Battery

30-015-24072

Section 25, T18S-R26E

Eddy County, NM

SAMPLE DIAGRAM(Not to Scale)

Xenco Laboratories# 431073 & 431074

Report Date: 11/21/2011

Prepared by Amber Cannon  
Environmental Regulatory Agent

## WILLIAMS BATTERY

Analytical Report: 426981 & 426978	Sample Area	Sample Date	Sample Type	Depth	BTEX	GRO	DRO	TOTAL	Chlorides
Comp-#1	Release Area	11/1/2011	Comp/Auger	1'	ND	ND	55.4	55.4	4,480
Comp-#2	Release Area	11/1/2011	Comp/Auger	2'	ND	ND	ND	ND	5,020
Comp-#3	Release Area	11/1/2011	Comp/Auger	2'	ND	ND	ND	ND	3,760
Comp-#4	Release Area	11/1/2011	Comp/Auger	3'	ND	ND	ND	ND	3,520

**Site Ranking is TWENTY (20).** Depth to Ground Water <50' (approx. 35', Section 25-18S-26E, per NMOSE).

All results are ppm. Chlorides for documentation. **X - Sample Points**

Released: 189 B/PW; Recovered: 120 B/PW. Release Date: 9/18/2011

# Analytical Report 431074

for

**Yates Petroleum Corporation**


**Project Manager: Amber Cannon**

**Williams Battery**

**30-015-24072**

**21-NOV-11**

Collected By: Client



**Celebrating 20 Years of commitment to excellence in Environmental Testing Services**



**12600 West I-20 East Odessa, Texas 79765**

Xenco-Houston (EPA Lab code: TX00122):

Texas (T104704215-10-6-TX), Arizona (AZ0765), Arkansas (08-039-0), Connecticut (PH-0102), Florida (E871002)  
Illinois (002082), Indiana (C-TX-02), Iowa (392), Kansas (E-10380), Kentucky (45), Louisiana (03054)  
New Hampshire (297408), New Jersey (TX007), New York (11763), Oklahoma (9218), Pennsylvania (68-03610)  
Rhode Island (LAO00312), USDA (S-44102)

Xenco-Atlanta (EPA Lab Code: GA00046):

Florida (E87429), North Carolina (483), South Carolina (98015), Utah (AALI1), West Virginia (362), Kentucky (85)  
Louisiana (04176), USDA (P330-07-00105)

Xenco-Miami (EPA Lab code: FL01152): Florida (E86678), Maryland (330)

Xenco-Tampa Mobile (EPA Lab code: FL01212): Florida (E84900)

Xenco-Odessa (EPA Lab code: TX00158): Texas (T104704400-TX)

Xenco-Dallas (EPA Lab code: TX01468): Texas (T104704295-TX)

Xenco Phoenix (EPA Lab Code: AZ00901): Arizona (AZ0757)

Xenco-Phoenix Mobile (EPA Lab code: AZ00901): Arizona (AZM757)

Xenco Tucson (EPA Lab code: AZ000989): Arizona (AZ0758)



21-NOV-11

Project Manager: **Amber Cannon**  
**Yates Petroleum Corporation**  
105 South Fourth St.  
Artesia, NM 88210

Reference: XENCO Report No: **431074**  
**Williams Battery**  
Project Address: 25-18S-26E, Eddy County

**Amber Cannon:**

We are reporting to you the results of the analyses performed on the samples received under the project name referenced above and identified with the XENCO Report Number 431074. All results being reported under this Report Number apply to the samples analyzed and properly identified with a Laboratory ID number. Subcontracted analyses are identified in this report with either the NELAC certification number of the subcontract lab in the analyst ID field, or the complete subcontracted report attached to this report.

Unless otherwise noted in a Case Narrative, all data reported in this Analytical Report are in compliance with NELAC standards. Estimation of data uncertainty for this report is found in the quality control section of this report unless otherwise noted. Should insufficient sample be provided to the laboratory to meet the method and NELAC Matrix Duplicate and Matrix Spike requirements, then the data will be analyzed, evaluated and reported using all other available quality control measures.

The validity and integrity of this report will remain intact as long as it is accompanied by this letter and reproduced in full, unless written approval is granted by XENCO Laboratories. This report will be filed for at least 5 years in our archives after which time it will be destroyed without further notice, unless otherwise arranged with you. The samples received, and described as recorded in Report No. 431074 will be filed for 60 days, and after that time they will be properly disposed without further notice, unless otherwise arranged with you. We reserve the right to return to you any unused samples, extracts or solutions related to them if we consider so necessary (e.g., samples identified as hazardous waste, sample sizes exceeding analytical standard practices, controlled substances under regulated protocols, etc).

We thank you for selecting XENCO Laboratories to serve your analytical needs. If you have any questions concerning this report, please feel free to contact us at any time.

Respectfully,

**Brent Barron II**

Odessa Laboratory Manager

*Recipient of the Prestigious Small Business Administration Award of Excellence in 1994.*

*Certified and approved by numerous States and Agencies.*

*A Small Business and Minority Status Company that delivers SERVICE and QUALITY*

Houston - Dallas - San Antonio - Austin - Tampa - Miami - Atlanta - Corpus Christi - Latin America



## Sample Cross Reference 431074



Yates Petroleum Corporation, Artesia, NM

Williams Battery

Sample Id	Matrix	Date Collected	Sample Depth	Lab Sample Id
Comp E-1	S	11-01-11 14:20	1 - 1 ft	431074-001
Comp E-2	S	11-01-11 14:40	2 - 2 ft	431074-002
Comp S-2	S	11-01-11 15:30	2 - 2 ft	431074-003
Comp S-3	S	11-01-11 15:45	3 - 3 ft	431074-004



## **CASE NARRATIVE**

***Client Name: Yates Petroleum Corporation***

***Project Name: Williams Battery***



*Project ID: 30-015-24072*

*Work Order Number: 431074*

*Report Date: 21-NOV-11*

*Date Received: 11/08/2011*

---

***Sample receipt non conformances and comments:***

*None*

---

***Sample receipt non conformances and comments per sample:***

*None*



# Certificate of Analysis Summary 431074

Yates Petroleum Corporation, Artesia, NM



Project Id: 30-015-24072

Contact: Amber Cannon

Project Location: 25-18S-26E, Eddy County

Project Name: Williams Battery

Date Received in Lab: Tue Nov-08-11 02:30 pm

Report Date: 21-NOV-11

Project Manager: Brent Barron II

<b>Analysis Requested</b>	<b>Lab Id:</b>	431074-001	431074-002	431074-003	431074-004		
	<b>Field Id:</b>	Comp E-1	Comp E-2	Comp S-2	Comp S-3		
	<b>Depth:</b>	1-1 ft	2-2 ft	2-2 ft	3-3 ft		
	<b>Matrix:</b>	SOLID	SOLID	SOLID	SOLID		
	<b>Sampled:</b>	Nov-01-11 14:20	Nov-01-11 14:40	Nov-01-11 15:30	Nov-01-11 15:45		
<b>Anions by E300</b>	<b>Extracted:</b>						
	<b>Analyzed:</b>	Nov-14-11 12:20	Nov-14-11 12:20	Nov-14-11 12:20	Nov-14-11 12:20		
	<b>Units/RL:</b>	mg/kg RL	mg/kg RL	mg/kg RL	mg/kg RL		
Chloride		4480 93.1	5020 93.4	3760 97.3	3520 48.3		
<b>Percent Moisture</b>	<b>Extracted:</b>						
	<b>Analyzed:</b>	Nov-11-11 14:35	Nov-11-11 14:35	Nov-11-11 14:35	Nov-11-11 14:35		
	<b>Units/RL:</b>	% RL	% RL	% RL	% RL		
Percent Moisture		9.79 1.00	10.1 1.00	13.7 1.00	13.0 1.00		

This analytical report, and the entire data package it represents, has been made for your exclusive and confidential use. The interpretations and results expressed throughout this analytical report represent the best judgment of XENCO Laboratories. XENCO Laboratories assumes no responsibility and makes no warranty to the end use of the data hereby presented. Our liability is limited to the amount invoiced for this work order unless otherwise agreed to in writing.

Houston - Dallas - San Antonio - Atlanta - Tampa - Boca Raton - Latin America - Odessa - Corpus Christi

Brent Barron II  
Odessa Laboratory Manager



## Flagging Criteria

- X** In our quality control review of the data a QC deficiency was observed and flagged as noted. MS/MSD recoveries were found to be outside of the laboratory control limits due to possible matrix /chemical interference, or a concentration of target analyte high enough to affect the recovery of the spike concentration. This condition could also affect the relative percent difference in the MS/MSD.
- B** A target analyte or common laboratory contaminant was identified in the method blank. Its presence indicates possible field or laboratory contamination.
- D** The sample(s) were diluted due to targets detected over the highest point of the calibration curve, or due to matrix interference. Dilution factors are included in the final results. The result is from a diluted sample.
- E** The data exceeds the upper calibration limit; therefore, the concentration is reported as estimated.
- F** RPD exceeded lab control limits.
- J** The target analyte was positively identified below the quantitation limit and above the detection limit.
- U** Analyte was not detected.
- L** The LCS data for this analytical batch was reported below the laboratory control limits for this analyte. The department supervisor and QA Director reviewed data. The samples were either reanalyzed or flagged as estimated concentrations.
- H** The LCS data for this analytical batch was reported above the laboratory control limits. Supporting QC Data were reviewed by the Department Supervisor and QA Director. Data were determined to be valid for reporting.
- K** Sample analyzed outside of recommended hold time.
- JN** A combination of the "N" and the "J" qualifier. The analysis indicates that the analyte is "tentatively identified" and the associated numerical value may not be consistent with the amount actually present in the environmental sample.

\* Surrogate recovered outside laboratory control limit.

**BRL** Below Reporting Limit.

**RL** Reporting Limit

**MDL** Method Detection Limit      **SDL** Sample Detection Limit      **LOD** Limit of Detection

**PQL** Practical Quantitation Limit      **MQL** Method Quantitation Limit      **LOQ** Limit of Quantitation

**DL** Method Detection Limit

**NC** Non-Calculable

+ Outside XENCO's scope of NELAC Accreditation.      ^ NELAC or State program does not offer Accreditation at this time.

***Recipient of the Prestigious Small Business Administration Award of Excellence in 1994.***

*Certified and approved by numerous States and Agencies.*

***A Small Business and Minority Status Company that delivers SERVICE and QUALITY***

Houston - Dallas - San Antonio - Atlanta - Midland/Odessa - Tampa/Lakeland - Miami - Phoenix - Latin America

4143 Greenbriar Dr. Stafford, TX 77477  
 9701 Harry Hines Blvd., Dallas, TX 75220  
 5332 Blackberry Drive, San Antonio TX 78238  
 2505 North Falkenburg Rd, Tampa, FL 33619  
 5757 NW 158th St, Miami Lakes, FL 33014  
 12600 West I-20 East, Odessa, TX 79765  
 6017 Financial Drive, Norcross, GA 30071  
 3725 E. Atlanta Ave, Phoenix, AZ 85040

Phone	Fax
(281) 240-4200	(281) 240-4280
(214) 902 0300	(214) 351-9139
(210) 509-3334	(210) 509-3335
(813) 620-2000	(813) 620-2033
(305) 823-8500	(305) 823-8555
(432) 563-1800	(432) 563-1713
(770) 449-8800	(770) 449-5477
(602) 437-0330	



### CHAIN OF CUSTODY RECORD AND ANALYSIS REQUEST

**12600 West I-20 East  
Odessa, Texas 79765**

**Phone: 432-563-1800**  
**Fax: 432-563-1713**

**Project Manager:** Amber Cannon

**Project Name: Williams Battery**

Company Name Yates Petroleum Corporation

**Project #:** 30-015-24072

Company Address: 105 South 4th Street

**Project Loc:** 25-18S-26E, Eddy County

City/State/Zip: Artesia, NM 88210

PO #: 1032020

Telephone No: 575-748-4111


Fax No: 575-748-4585

Report Format: ☒ Standard ☐ TRRP ☐ NPDES

Sampler Signature:

e-mail: [acannon@yatespetroleum.com](mailto:acannon@yatespetroleum.com)

LAB # (lab use only)										FIELD CODE										Beginning Depth		Ending Depth		Date Sampled		Time Sampled		Field Filtered		Total # of Containers		Preservation & # of Containers										Matrix		TCLP TOTAL										Analyze For:										RUSH TAT (Pre-Schedule) 24, 48, 72 hrs	
ORDER #: 431073/431074																																																																	

**XENCO Laboratories**

Atlanta, Boca Raton, Corpus Christi, Dallas

Houston, Miami, Odessa, Philadelphia

Phoenix, San Antonio, Tampa

Document Title: Sample Receipt Checklist

Document No.: SYS-SRC

Revision/Date: No. 01, 5/27/2010

Effective Date: 6/1/2010 Page 1 of 1

**Prelogin / Nonconformance Report - Sample Log-In**Client: VatesDate/Time: 11/8/11 14:30Lab ID #: 431073/431074Initials: HH**Sample Receipt Checklist**

1. Samples on ice?	Blue	<u>Water</u>	No	
2. Shipping container in good condition?	<u>Yes</u>	No	None	
3. Custody seals intact on shipping container (cooler) and <u>bottles</u> ?	<u>Yes</u>	No	N/A	
4. Chain of Custody present?	<u>Yes</u>	No		
5. Sample instructions complete on chain of custody?	<u>Yes</u>	No		
6. Any missing / extra samples?	Yes	<u>No</u>		
7. Chain of custody signed when relinquished / received?	<u>Yes</u>	No		
8. Chain of custody agrees with sample label(s)?	<u>Yes</u>	No		
9. Container labels legible and intact?	<u>Yes</u>	No		
10. Sample matrix / properties agree with chain of custody?	<u>Yes</u>	No		
11. Samples in proper container / bottle?	<u>Yes</u>	No		
12. Samples properly preserved?	<u>Yes</u>	No	N/A	
13. Sample container intact?	<u>Yes</u>	No		
14. Sufficient sample amount for indicated test(s)?	<u>Yes</u>	No		
15. All samples received within sufficient hold time?	<u>Yes</u>	No		
16. Subcontract of sample(s)?	<u>Yes</u>	No	<u>N/A</u>	
17. VOC sample have zero head space?	<u>Yes</u>	No	N/A	
18. Cooler 1 No.	Cooler 2 No.	Cooler 3 No.	Cooler 4 No.	Cooler 5 No.
lbs <u>20</u> °C	lbs °C	lbs °C	lbs °C	lbs °C

**Nonconformance Documentation**

Contact: \_\_\_\_\_ Contacted by: \_\_\_\_\_ Date/Time: \_\_\_\_\_

Regarding: \_\_\_\_\_

Corrective Action Taken: \_\_\_\_\_

- Check all that apply: ☐ Cooling process has begun shortly after sampling event and out of temperature condition acceptable by NELAC 5.5.8.3.1.a.1.
- ☐ Initial and Backup Temperature confirm out of temperature conditions
- ☐ Client understands and would like to proceed with analysis

# Analytical Report 431073

for  
**Yates Petroleum Corporation**


**Project Manager: Amber Cannon**

**Williams Battery**

**30-015-24072**

**21-NOV-11**

Collected By: Client



**Celebrating 20 Years of commitment to excellence in Environmental Testing Services**



**12600 West I-20 East Odessa, Texas 79765**

Xenco-Houston (EPA Lab code: TX00122):

Texas (T104704215-10-6-TX), Arizona (AZ0765), Arkansas (08-039-0), Connecticut (PH-0102), Florida (E871002)  
Illinois (002082), Indiana (C-TX-02), Iowa (392), Kansas (E-10380), Kentucky (45), Louisiana (03054)  
New Hampshire (297408), New Jersey (TX007), New York (11763), Oklahoma (9218), Pennsylvania (68-03610)  
Rhode Island (LAO00312), USDA (S-44102)

Xenco-Atlanta (EPA Lab Code: GA00046):

Florida (E87429), North Carolina (483), South Carolina (98015), Utah (AALI1), West Virginia (362), Kentucky (85)  
Louisiana (04176), USDA (P330-07-00105)

Xenco-Miami (EPA Lab code: FL01152): Florida (E86678), Maryland (330)

Xenco-Tampa Mobile (EPA Lab code: FL01212): Florida (E84900)

Xenco-Odessa (EPA Lab code: TX00158): Texas (T104704400-TX)

Xenco-Dallas (EPA Lab code: TX01468): Texas (T104704295-TX)

Xenco Phoenix (EPA Lab Code: AZ00901): Arizona (AZ0757)

Xenco-Phoenix Mobile (EPA Lab code: AZ00901): Arizona (AZM757)

Xenco Tucson (EPA Lab code: AZ000989): Arizona (AZ0758)



21-NOV-11

Project Manager: **Amber Cannon**  
**Yates Petroleum Corporation**  
105 South Fourth St.  
Artesia, NM 88210

Reference: XENCO Report No: **431073**  
**Williams Battery**  
Project Address: 25-18S-26E, Eddy County

**Amber Cannon:**

We are reporting to you the results of the analyses performed on the samples received under the project name referenced above and identified with the XENCO Report Number 431073. All results being reported under this Report Number apply to the samples analyzed and properly identified with a Laboratory ID number. Subcontracted analyses are identified in this report with either the NELAC certification number of the subcontract lab in the analyst ID field, or the complete subcontracted report attached to this report.

Unless otherwise noted in a Case Narrative, all data reported in this Analytical Report are in compliance with NELAC standards. Estimation of data uncertainty for this report is found in the quality control section of this report unless otherwise noted. Should insufficient sample be provided to the laboratory to meet the method and NELAC Matrix Duplicate and Matrix Spike requirements, then the data will be analyzed, evaluated and reported using all other available quality control measures.

The validity and integrity of this report will remain intact as long as it is accompanied by this letter and reproduced in full, unless written approval is granted by XENCO Laboratories. This report will be filed for at least 5 years in our archives after which time it will be destroyed without further notice, unless otherwise arranged with you. The samples received, and described as recorded in Report No. 431073 will be filed for 60 days, and after that time they will be properly disposed without further notice, unless otherwise arranged with you. We reserve the right to return to you any unused samples, extracts or solutions related to them if we consider so necessary (e.g., samples identified as hazardous waste, sample sizes exceeding analytical standard practices, controlled substances under regulated protocols, etc).

We thank you for selecting XENCO Laboratories to serve your analytical needs. If you have any questions concerning this report, please feel free to contact us at any time.

Respectfully,

---

**Brent Barron II**

Odessa Laboratory Manager

*Recipient of the Prestigious Small Business Administration Award of Excellence in 1994.*

*Certified and approved by numerous States and Agencies.*

*A Small Business and Minority Status Company that delivers SERVICE and QUALITY*

Houston - Dallas - San Antonio - Austin - Tampa - Miami - Atlanta - Corpus Christi - Latin America



## Sample Cross Reference 431073



Yates Petroleum Corporation, Artesia, NM

Williams Battery

Sample Id	Matrix	Date Collected	Sample Depth	Lab Sample Id
Comp E-1	S	11-01-11 14:20	1 - 1 ft	431073-001
Comp E-2	S	11-01-11 14:40	2 - 2 ft	431073-002
Comp S-2	S	11-01-11 15:30	2 - 2 ft	431073-003
Comp S-3	S	11-01-11 15:45	3 - 3 ft	431073-004



## CASE NARRATIVE

*Client Name: Yates Petroleum Corporation*

*Project Name: Williams Battery*



*Project ID: 30-015-24072*

*Work Order Number: 431073*

*Report Date: 21-NOV-11*

*Date Received: 11/08/2011*

---

**Sample receipt non conformances and comments:**

None

---

**Sample receipt non conformances and comments per sample:**

None

**Analytical non nonformances and comments:**

*Batch: LBA-874899 BTEX by EPA 8021B*

*SW8021BM*

*Batch 874899, Ethylbenzene, o-Xylene recovered below QC limits in the Matrix Spike. Benzene, Toluene recovered below QC limits in the Matrix Spike and Matrix Spike Duplicate.*

*Samples affected are: 431073-002, -001, -003, -004.*

*The Laboratory Control Sample for Toluene, Benzene, Ethylbenzene, o-Xylene is within laboratory Control Limits*

*Batch: LBA-874915 TPH By SW8015B Mod*

*SW8015B\_NM*

*Batch 874915, 1-Chlorooctane recovered above QC limits . Matrix interferences is suspected; data not confirmed by re-analysis*

*Samples affected are: 431073-001 S, 431073-001 SD, 431073-002, 431073-001, 431073-003.*

*o-Terphenyl recovered above QC limits Data not confirmed by re-analysis. Samples affected are: 614198-1-BLK, 431073-001 S, 431073-001 SD, 431073-003, 431073-001, 431073-002.*



# Certificate of Analysis Summary 431073

Yates Petroleum Corporation, Artesia, NM



Project Id: 30-015-24072

Contact: Amber Cannon

Project Location: 25-18S-26E, Eddy County

Project Name: Williams Battery

Date Received in Lab: Tue Nov-08-11 02:30 pm

Report Date: 21-NOV-11

Project Manager: Brent Barron II

Analysis Requested	Lab Id:	431073-001	431073-002	431073-003	431073-004		
	Field Id:	Comp E-1	Comp E-2	Comp S-2	Comp S-3		
	Depth:	1-1 ft	2-2 ft	2-2 ft	3-3 ft		
	Matrix:	SOLID	SOLID	SOLID	SOLID		
	Sampled:	Nov-01-11 14:20	Nov-01-11 14:40	Nov-01-11 15:30	Nov-01-11 15:45		
BTEX by EPA 8021B	Extracted:	Nov-15-11 12:15	Nov-15-11 12:15	Nov-15-11 12:15	Nov-15-11 12:15		
	Analyzed:	Nov-15-11 14:36	Nov-15-11 14:59	Nov-15-11 15:22	Nov-15-11 15:45		
	Units/RL:	mg/kg RL	mg/kg RL	mg/kg RL	mg/kg RL		
Benzene		ND 0.00110	ND 0.00111	ND 0.00115	ND 0.00114		
Toluene		ND 0.00220	ND 0.00222	ND 0.00231	ND 0.00229		
Ethylbenzene		ND 0.00110	ND 0.00111	ND 0.00115	ND 0.00114		
m_p-Xylenes		ND 0.00220	ND 0.00222	ND 0.00231	ND 0.00229		
o-Xylene		ND 0.00110	ND 0.00111	ND 0.00115	ND 0.00114		
Total Xylenes		ND 0.00110	ND 0.00111	ND 0.00115	ND 0.00114		
Total BTEX		ND 0.00110	ND 0.00111	ND 0.00115	ND 0.00114		
Percent Moisture	Extracted:						
	Analyzed:	Nov-11-11 14:35	Nov-11-11 14:35	Nov-11-11 14:35	Nov-11-11 14:35		
	Units/RL:	% RL	% RL	% RL	% RL		
Percent Moisture		9.79 1.00	10.1 1.00	13.7 1.00	13.0 1.00		
TPH By SW8015B Mod	Extracted:	Nov-12-11 15:00	Nov-12-11 15:00	Nov-12-11 15:00	Nov-12-11 15:00		
	Analyzed:	Nov-14-11 08:41	Nov-14-11 09:12	Nov-14-11 09:43	Nov-14-11 10:14		
	Units/RL:	mg/kg RL	mg/kg RL	mg/kg RL	mg/kg RL		
C6-C10 Gasoline Range Hydrocarbons		ND 16.6	ND 16.8	ND 17.4	ND 17.2		
C10-C28 Diesel Range Hydrocarbons		55.4 16.6	ND 16.8	ND 17.4	ND 17.2		
Total TPH		55.4 16.6	ND 16.8	ND 17.4	ND 17.2		

This analytical report, and the entire data package it represents, has been made for your exclusive and confidential use. The interpretations and results expressed throughout this analytical report represent the best judgment of XENCO Laboratories. XENCO Laboratories assumes no responsibility and makes no warranty to the end use of the data hereby presented. Our liability is limited to the amount invoiced for this work order unless otherwise agreed to in writing.

Houston - Dallas - San Antonio - Atlanta - Tampa - Boca Raton - Latin America - Odessa - Corpus Christi

Brent Barron II  
Odessa Laboratory Manager



## Flagging Criteria

- X** In our quality control review of the data a QC deficiency was observed and flagged as noted. MS/MSD recoveries were found to be outside of the laboratory control limits due to possible matrix /chemical interference, or a concentration of target analyte high enough to affect the recovery of the spike concentration. This condition could also affect the relative percent difference in the MS/MSD.
- B** A target analyte or common laboratory contaminant was identified in the method blank. Its presence indicates possible field or laboratory contamination.
- D** The sample(s) were diluted due to targets detected over the highest point of the calibration curve, or due to matrix interference. Dilution factors are included in the final results. The result is from a diluted sample.
- E** The data exceeds the upper calibration limit; therefore, the concentration is reported as estimated.
- F** RPD exceeded lab control limits.
- J** The target analyte was positively identified below the quantitation limit and above the detection limit.
- U** Analyte was not detected.
- L** The LCS data for this analytical batch was reported below the laboratory control limits for this analyte. The department supervisor and QA Director reviewed data. The samples were either reanalyzed or flagged as estimated concentrations.
- H** The LCS data for this analytical batch was reported above the laboratory control limits. Supporting QC Data were reviewed by the Department Supervisor and QA Director. Data were determined to be valid for reporting.
- K** Sample analyzed outside of recommended hold time.
- JN** A combination of the "N" and the "J" qualifier. The analysis indicates that the analyte is "tentatively identified" and the associated numerical value may not be consistent with the amount actually present in the environmental sample.

\* Surrogate recovered outside laboratory control limit.

**BRL** Below Reporting Limit.

**RL** Reporting Limit

**MDL** Method Detection Limit      **SDL** Sample Detection Limit      **LOD** Limit of Detection

**PQL** Practical Quantitation Limit      **SQL** Method Quantitation Limit      **LOQ** Limit of Quantitation

**DL** Method Detection Limit

**NC** Non-Calculable

+ Outside XENCO's scope of NELAC Accreditation.

^ NELAC or State program does not offer Accreditation at this time.

***Recipient of the Prestigious Small Business Administration Award of Excellence in 1994.***

*Certified and approved by numerous States and Agencies.*

***A Small Business and Minority Status Company that delivers SERVICE and QUALITY***

**Houston - Dallas - San Antonio - Atlanta - Midland/Odessa - Tampa/Lakeland - Miami - Phoenix - Latin America**

4143 Greenbriar Dr, Stafford, TX 77477  
9701 Harry Hines Blvd, Dallas, TX 75220  
5332 Blackberry Drive, San Antonio TX 78238  
2505 North Falkenburg Rd, Tampa, FL 33619  
5757 NW 158th St, Miami Lakes, FL 33014  
12600 West I-20 East, Odessa, TX 79765  
6017 Financial Drive, Norcross, GA 30071  
3725 E Atlanta Ave, Phoenix, AZ 85040

Phone	Fax
(281) 240-4200	(281) 240-4280
(214) 902 0300	(214) 351-9139
(210) 509-3334	(210) 509-3335
(813) 620-2000	(813) 620-2033
(305) 823-8500	(305) 823-8555
(432) 563-1800	(432) 563-1713
(770) 449-8800	(770) 449-5477
(602) 437-0330	



### CHAIN OF CUSTODY RECORD AND ANALYSIS REQUEST

**12600 West I-20 East  
Odessa, Texas 79765**

**Phone: 432-563-1800**  
**Fax: 432-563-1713**

**Project Manager:** Amber Cannon

Project Name: Williams Battery

Company Name Yates Petroleum Corporation

Project #: 30-015-24072

Company Address: 105 South 4th Street

**Project Loc:** 25-18S-26E, Eddy County

City/State/Zip: Artesia, NM 88210

PO #: 1032020

Telephone No. 575-748-4111


Fax No: 575-748-4585

Report Format: ☒ Standard ☐ TRRP ☐ NPDES

Sampler Signature: James A. Allen

e-mail: [acannon@yatespetroleum.com](mailto:acannon@yatespetroleum.com)

[illegible]

**XENCO Laboratories**

Atlanta, Boca Raton, Corpus Christi, Dallas

Houston, Miami, Odessa, Philadelphia

Phoenix, San Antonio, Tampa

Document Title: Sample Receipt Checklist

Document No.: SYS-SRC

Revision/Date: No. 01, 5/27/2010

Effective Date: 6/1/2010 Page 1 of 1

**Prelogin / Nonconformance Report - Sample Log-In**Client: VatesDate/Time: 11/8/11 14:30Lab ID #: 431073/431074Initials: HH**Sample Receipt Checklist**

1. Samples on ice?	Blue	<u>Water</u>	No	
2. Shipping container in good condition?	<u>Yes</u>	No	None	
3. Custody seals intact on shipping container (cooler) and <u>bottles</u> ?	<u>Yes</u>	No	N/A	
4. Chain of Custody present?	<u>Yes</u>	No		
5. Sample instructions complete on chain of custody?	<u>Yes</u>	No		
6. Any missing / extra samples?	Yes	<u>No</u>		
7. Chain of custody signed when relinquished / received?	<u>Yes</u>	No		
8. Chain of custody agrees with sample label(s)?	<u>Yes</u>	No		
9. Container labels legible and intact?	<u>Yes</u>	No		
10. Sample matrix / properties agree with chain of custody?	<u>Yes</u>	No		
11. Samples in proper container / bottle?	<u>Yes</u>	No		
12. Samples properly preserved?	<u>Yes</u>	No	N/A	
13. Sample container intact?	<u>Yes</u>	No		
14. Sufficient sample amount for indicated test(s)?	<u>Yes</u>	No		
15. All samples received within sufficient hold time?	<u>Yes</u>	No		
16. Subcontract of sample(s)?	<u>Yes</u>	No	<u>N/A</u>	
17. VOC sample have zero head space?	<u>Yes</u>	No	N/A	
18. Cooler 1 No.	Cooler 2 No.	Cooler 3 No.	Cooler 4 No.	Cooler 5 No.
lbs <u>20</u> °C	lbs °C	lbs °C	lbs °C	lbs °C

**Nonconformance Documentation**

Contact: \_\_\_\_\_ Contacted by: \_\_\_\_\_ Date/Time: \_\_\_\_\_

Regarding: \_\_\_\_\_

Corrective Action Taken: \_\_\_\_\_

Check all that apply: ☐ Cooling process has begun shortly after sampling event and out of temperature condition acceptable by NELAC 5.5.8.3.1.a.1.  
☐ Initial and Backup Temperature confirm out of temperature conditions  
☐ Client understands and would like to proceed with analysis