

1R - 457

REPORTS

DATE:

Oct. 2008



**PLAINS
ALL AMERICAN**

RECEIVED
2008 OCT 24 PM 2 15

October 3, 2008

Mr. Edward J. Hansen
New Mexico Oil Conservation Division
Environmental Bureau
1220 South St. Francis Drive
Santa Fe, New Mexico 87505

Re: Plains All American Site Closure Request
Frisco Skelly #1 Release Site
Unit P (SE/SE), Section 36 Township 16 South, Range 36 East
Lea, New Mexico
NMOCD Reference # 1R-0457

Dear Mr. Hansen,

Please find attached for your approval the Site Closure Request, dated October 2008, for the Frisco Skelly #1 release site located in Unit P of Section 36, Township 16 South, Range 36 East in Lea County, New Mexico. The Site Closure Request details activities conducted to date for soil and groundwater closure at the site.

If you have any questions or require further information, please contact me at (505) 441-0965.

Sincerely,

Camille Bryant
Remediation Coordinator
Plains All American

CC: Larry Johnson, NMOCD, Hobbs, NM

Enclosure

District I
1625 N. French Dr., Hobbs, NM 88240
District II
1301 W. Grand Avenue, Artesia, NM 88210
District III
1000 Rio Brazos Road, Aztec, NM 87410
District IV
1220 S. St. Francis Dr., Santa Fe, NM 87505

State of New Mexico
Energy Minerals and Natural Resources

Oil Conservation Division
1220 South St. Francis Dr.
Santa Fe, NM 87505

Form C-141
Revised October 10, 2003

Submit 2 Copies to appropriate
District Office in accordance
with Rule 116 on back
side of form

Release Notification and Corrective Action
1RP-0457

OPERATOR

☐ Initial Report **XX Final Report**

Name of Company	Plains Marketing, L. P.	Contact	Camille Bryant
Address	3112 W. US Hwy 82, Lovington, NM 88260	Telephone No.	(575) 441-0965
Facility Name	Friscio Skelly #1	Facility Type	4" Steel Pipeline
Surface Owner	City of Lovington	Mineral Owner	
		Lease No.	

LOCATION OF RELEASE

Unit Letter	Section	Township	Range	Feet from the	North/South Line	Feet from the	East/West Line	County
P	36	16S	36E					Lea

Latitude 32° 52', 20.0" North Longitude 103° 18', 12.2" _____

NATURE OF RELEASE

Type of Release	Crude Oil	Volume of Release	25 barrels	Volume Recovered	0 barrels
Source of Release	4" Steel Pipeline	Date and Hour of Occurrence	9-20-2004 @ 08:45	Date and Hour of Discovery	9-20-2004 @ 09:00
Was Immediate Notice Given?	XX Yes <input type="checkbox"/> No <input type="checkbox"/> Not Required	If YES, To Whom?	Larry Johnson		
By Whom?	Camille Reynolds	Date and Hour	9-20-2004 @ 15:10		
Was a Watercourse Reached?	<input type="checkbox"/> Yes XX <input type="checkbox"/> No	If YES, Volume Impacting the Watercourse.			


If a Watercourse was Impacted, Describe Fully.*

Describe Cause of Problem and Remedial Action Taken.* External corrosion of the 4" steel pipeline. A line clamp was installed to mitigate the release. The line is an 4 inch steel transmission pipeline that produces approximately 20 to 30 barrels of crude per day. The pressure on the line is 28 psi and the gravity of the sweet crude oil is 39. The sweet crude has an H₂S content of less than 10 ppm.

Describe Area Affected and Cleanup Action Taken.* The crude oil release site was excavated, the impacted soil mechanically screened, blended and confirmation soil samples collected. Once the confirmation stockpile soil samples were below 500 ppm TPH GRO/DRO concentrations, the excavation was lined with a 40-mil poly liner and the site was backfilled with the stockpiled material and contoured to the original rangeland topography. Laboratory analytical results indicate all BTEX constituent concentrations in the on-site monitor wells (MW-1, MW-2 and MW-3) have been below NMOCD regulatory standard for eight (8) consecutive quarterly sampling events. Plains respectfully requests groundwater closure and NMOCD approval to plug and abandon the three (3) on-site monitor wells.

SEE ATTACHED BASIN ENVIRONMENTAL SERVICE TECHNOLOGIES CLOSURE REQUEST, DATED OCTOBER 2008, FOR DETAILS OF REMEDIAL ACTIVITIES CONDUCTED.

I hereby certify that the information given above is true and complete to the best of my knowledge and understand that pursuant to NMOCD rules and regulations all operators are required to report and/or file certain release notifications and perform corrective actions for releases which may endanger public health or the environment. The acceptance of a C-141 report by the NMOCD marked as "Final Report" does not relieve the operator of liability should their operations have failed to adequately investigate and remediate contamination that pose a threat to ground water, surface water, human health or the environment. In addition, NMOCD acceptance of a C-141 report does not relieve the operator of responsibility for compliance with any other federal, state, or local laws and/or regulations.

Signature: 	OIL CONSERVATION DIVISION		
Printed Name: Camille Bryant	Approved by District Supervisor:		
Title: Remediation Coordinator	Approval Date:	Expiration Date:	
E-mail Address: cjbryant@paalp.com	Conditions of Approval:		1RP-0457
Date: 10-3-2008 Phone: (575) 441-0965			

* Attach Additional Sheets If Necessary

Basin Environmental Service Technologies, LLC

P. O. Box 301
Lovington, New Mexico 88260
Office: (505) 396-2378 Fax: (505) 396-1429



2008 OCT 24 PM 2 15

RECEIVED

SITE CLOSURE REQUEST

PLAINS MARKETING, L.P. (231735)

Frisco-Skelly # 1 Site

Lea County, New Mexico

Plains SRS # 2004-00196

NMOCD Reference # 1R-0457

UNIT P (SE/SE), Section 36, Township 16 South, Range 36 East
Latitude 32°, 52', 20.0" North, Longitude 103°, 18', 12.2" West

Prepared For:

Plains Marketing, L.P.
333 Clay Street
Suite 1600
Houston, Texas 77002

Prepared By:

Basin Environmental Service Technologies, LLC
P. O. Box 301
Lovington, New Mexico 88260

October 2008

Distribution:
Jeff Dann
Daniel Bryant
Edward Hansen
Larry Johnson
Charles Kelley
Patrick McMahon
Basin Environmental

Ken Dutton
Project Manager

Curt D. Stanley
Project Manager

Table of Contents

1.0	INTRODUCTION AND BACKGROUND	1
2.0	NMOCD SITE CLASSIFICATION	1
3.0	SUMMARY OF FIELD ACTIVITIES	2
4.0	DISTRIBUTION OF HYDROCARBONS IN THE UNSATURATED ZONE	9
4.1	Summary of Soil Analytical Results	9
4.2	Soil Closure Request	12
5.0	DISTRIBUTION OF HYDROCARBONS IN THE SATURATED ZONE	12
5.1	Summary of Quarterly Groundwater Monitoring and Sampling Results	12
5.2	Request to Plug and Abandon Groundwater Monitor Wells	13
5.3	Groundwater Closure Request	13
6.0	QA/QC PROCEDURES	14
6.1	Soil Sampling	14
6.2	Groundwater Sampling	14
6.3	Decontamination of Equipment	14
6.4	Laboratory Protocol	14
7.0	SITE CLOSURE REQUEST	15
8.0	LIMITATIONS	15
9.0	DISTRIBUTION	16

Figures

Figure 1:	Site Location Map
Figure 2:	Site Map
Figure 3:	City of Lovington Water Well Locations

Tables

Table 1:	Excavation Confirmation Soil Sample Chemistry
Table 2:	Delineation Soil Borings & Monitor Wells Soil Chemistry
Table 3:	Stockpile Soil Chemistry
Table 4:	Groundwater Elevation Data
Table 5:	Groundwater Chemistry

Appendices

Appendix A:	New Mexico Office of the State Engineer Water Well Database Report
Appendix B:	Soil Boring and Monitor Well Logs
Appendix C:	Soil Laboratory Analytical Reports
Appendix D:	Groundwater Laboratory Analytical Reports
Appendix E:	Stockpile Laboratory Analytical Reports
Appendix F:	Photographs
Appendix G:	Release Notification and Corrective Action (Form C-141)

1.0 INTRODUCTION AND BACKGROUND

Basin Environmental Service Technologies, LLC (Basin), on behalf of Plains Marketing, L.P. (Plains), has prepared this Site Closure Request. This report is intended to be viewed as a completed document with text, figures, tables and appendices.

On September 20, 2004, Basin, on behalf of Plains responded to a pipeline release located on the Frisco Skelly 4-inch gathering pipeline. The Frisco Skelly 4-inch gathering pipeline was fitted with a temporary clamp at the release site and the impacted soil excavated during the initial response activities was stockpiled on a 6-mil poly liner adjacent to the excavation.

The site is located in Unit Letter P (SE/SE), Section 36, Township 16 South, Range 36 East, in Lea County, New Mexico (a Site Location and Site Map are provided as Figure 1 and Figure 2, respectively). The site latitude is 32°, 52', 20.0" North, and the longitude is 103°, 18', 12.2" West. The site is located in an area containing numerous oil field production facilities, including crude oil pipelines, natural gas pipelines, crude oil flow-lines, production wells, injection wells and a high volume refinery. The release point is located in the pipeline right-of-way in a pasture. The initial visually stained area covered an area measuring approximately 42 feet long by 44 feet wide. The Release Notification and Corrective Action (NMOCD Form C-141) indicated approximately 25 barrels of crude oil was released from the Plains pipeline and zero (0) barrels were recovered during the initial response activities. The Release Notification and Corrective Action (NMOCD Form C-141) is provided as Appendix G.

On September 20, 2004, a representative of the New Mexico Oil Conservation Division (NMOCD), Hobbs, New Mexico District 1 office was verbally notified of the release. The City of Lovington, New Mexico, is the landowner and was notified on September 20, 2004. In accordance with the City of Lovington Ordinance # 449, a permit application was submitted to the City on September 23, 2004.

On October 8, 2007, Plains received information of a release on a Chevron-Texaco pipeline located northwest of the Frisco Skelly #1 site.

2.0 NMOCD SITE CLASSIFICATION

In December 2004, a search of the New Mexico Office of the State Engineer (NMOSE) water well database indicated the depth to groundwater in Section 36, Township 18 South and Range 36 East, averaged 116 feet below ground surface (bgs). The New Mexico Office of the State Engineer water well database report is provided as Appendix A

Basin researched and obtained the City of Lovington water well location data from the New Mexico Environmental Department, New Mexico Drinking Water Bureau annual drinking water report, conducted in October 2004. The physical locations and recorded depth to groundwater of the City of Lovington water wells and the Frisco Skelly #1 release site were plotted on a topographic map utilizing global positioning system (GPS) coordinates. The GPS coordinates of the City of Lovington water wells were obtained from the New Mexico Drinking Water Bureau report. Research of the City of Lovington water wells (January 2005)

indicated Water Well # 13 was the closest water well, located approximately 3,500 feet northwest of the release site, and exhibited a depth to groundwater of 90 feet bgs. City of Lovington Water Well Locations are depicted on Figure 3.

During a meeting held in January 2006, Mr. Patrick McMahon, legal counsel for the City of Lovington, produced a NMOSE database document indicating the average depth to groundwater was 60 feet bgs in Section 36, Township 18 South and Range 36 East. Based on data gathered during extensive drilling activities conducted at the Frisco Skelly #1 release site, the NMOSE average depth to groundwater of 60 feet bgs does not appear to be accurate. Groundwater elevation data collected during the April 20, 2006 groundwater sampling event indicated groundwater was encountered at approximately 96 to 97 feet bgs with a static groundwater level of approximately 85 to 86 feet bgs.

Based on the soil boring (SB-1) analytical results, the maximum depth of impacted soil is approximately 40 feet bgs. Therefore, a zone of approximately 40 to 45 feet of non-impacted soil remains between the impacted soil and groundwater. There are no surface water bodies or water wells within 1,000 feet of the release site. Based on this data, the site has an NMOCD Ranking Score of >19, The *NMOCD Guidelines for the Remediation of Leaks, Spills and Releases* (NMOCD, 1993) sets the remediation levels at:

Benzene:	10 mg/Kg (ppm)
BTEX:	50 mg/Kg (ppm)
TPH-GRO/DRO:	100 mg/Kg (ppm)

3.0 SUMMARY OF FIELD ACTIVITIES

On September 20, 2004, Basin responded to the Frisco Skelly 4" gathering pipeline release to install a temporary clamp at the release point and contain the released crude oil, under the direction of Plains operations personnel. Following the installation of the pipeline clamp, excavation of the impacted soil was initiated. The impacted soil was placed on a 6-mil poly liner adjacent to the release. The initial visually stained area measured approximately 42 feet in length and 44 feet in width.

On September 21 2004, Basin began extensive excavation at the release point to a depth of approximately fourteen (14) feet bgs to delineate the vertical and horizontal extent of crude oil impacted soil at the release point. Field screening of the excavation using a Photo-Ionization Detector (PID) indicated elevated concentrations of Volatile Organic Compounds (VOC) remained in place. Based on the elevated PID readings, excavation of impacted soil continued to a depth of approximately 15 feet bgs.

In October 2004, The Frisco Skelly 4" gathering pipeline was de-oiled by Plains personnel and rendered inactive. Due to pipeline integrity and safety concerns, a Pure Resource high-pressure saltwater injection pipeline (1600-psig) and a two (2) inch flowline were relocated to an area south of the excavation.

The excavation and stockpiling of impacted soil continued through January 2005. The final dimensions of the excavation measured approximately 125 feet in width and 135 feet in length and ranged from 18 to 20 feet bgs in depth. An initial total of approximately 14,566 cubic yards (cy) of impacted soil, later revised to 7,241 cy, was excavated from the release site and stockpiled on-site pending final disposition.

On November 1, 2004, a soil boring (SB-1) was advanced at the release point to determine the vertical extent of the crude oil impacted soil. A map depicting Soil Boring/Monitor Well Locations is provided as Figure 4. The soil boring was advanced to a depth of 55 feet bgs and soil samples were collected at five (5) foot drilling intervals. Each soil sample was field screened using a PID and selected soil samples were analyzed for benzene, toluene, ethylbenzene, and xylenes (BTEX) concentrations, and total petroleum hydrocarbons – gasoline range organics/diesel range organics (TPH-GRO/DRO) concentrations. Soil boring logs are provided as Appendix B.

On January 20, 2005, Plains personnel met with Mr. Patrick McMahon, legal counsel for the City of Lovington and Mr. Eddie Seay, Environmental Consultant for the City of Lovington, at Mr. McMahon's office. Plains proposed several remediation strategies to the City of Lovington representatives for the remediation of the Frisco Skelly #1 release site. Mr. McMahon and Mr. Seay stated they would consider the remediation proposals; however, the City of Lovington board would have final approval authority.

On January 24, 2006, Plains personnel met with Mr. Patrick McMahon, Mr. Eddie Seay, and Mr. Ed Martin, NMOC Santa Fe, at Mr. McMahon's office. Mr. McMahon and Mr. Seay indicated they were concerned the Frisco Skelly #1 site had not been thoroughly vertically or horizontally delineated and requested Plains initiate a subsurface investigation, to delineate the site. Plains representatives agreed to the horizontal and vertical delineation request and stated a delineation work plan would be composed and delivered to Mr. McMahon within two (2) weeks for approval by the City of Lovington. The *Preliminary Site Investigation Report and Delineation Plan*, dated February 2, 2006, was delivered to Mr. McMahon's office by Plains and Basin personnel on February 6, 2006. Plains received verbal approval from Mr. McMahon on March 27, 2006, to initiate the horizontal and vertical subsurface delineation as proposed in the Plains Work Plan.

On March 30 and 31, 2006, additional subsurface horizontal and vertical delineation was initiated with the advancement of four (4) soil borings (SB-2, SB-3, SB-4, and SB-5) located at the southeast, southwest, northwest and northeast corners, respectively, of the excavation floor and ranging in depth from 43 to 45 feet bgs. Soil samples were collected at five (5) foot drilling intervals, each sample was field screened with a PID and selected soil samples were analyzed for concentrations of BTEX and TPH-GRO/DRO. As requested by Mr. Eddie Seay, split soil samples were collected from each soil boring and delivered to Mr. Seay. Following the advancement of the soil borings, four (4) soil samples from each of the four (4) soil borings were selected for laboratory analysis. Laboratory analytical results indicated BTEX constituent concentrations were either below the NMOC regulatory standard or not detected above laboratory method detection limits (MDL) in the sixteen (16) selected soil samples. The

laboratory analytical results indicated the TPH-GRO/DRO concentrations exceeded the NMOCD regulatory standard in six (6) soil samples and the remaining ten (10) soil samples were either below the NMOCD regulatory standard or were not detected above the laboratory MDL.

On April 3 and 4, 2006, additional subsurface horizontal and vertical delineation continued. Based on the visual observations and PID field screenings of soil samples collected from the previously advanced four (4) soil borings, six (6) soil borings (SB-6, SB-7, SB-8, SB-9, SB-10 and SB-11) were advanced on the benched area adjacent to the excavation floor. The soil borings were advanced at the northwest, north, southeast, southwest, south and south-southeast bench locations at drilling depths ranging from 40 to 46 feet bgs. Soil samples were collected at five (5) foot drilling intervals and field screened with a PID. Selected soil samples were analyzed for concentrations of BTEX and TPH-GRO/DRO. Based on field screening results, five (5) soil samples were selected for laboratory analysis from each of the first six (6) soil borings (SB-6 through SB-10) and seven (7) soil samples were selected for laboratory analysis from soil boring SB-11. Laboratory analytical results indicated constituent concentrations of BTEX were either below the NMOCD regulatory standard or not detected above laboratory MDL in the 32 soil samples. Laboratory analytical results indicated TPH-GRO/DRO concentrations exceeded the NMOCD regulatory standard in two (2) soil samples and were either below the NMOCD regulatory standard or not detected above the laboratory MDL in the remaining 30 soil samples.

On April 4 and 6, 2006, three (3) groundwater monitor wells (MW-1, MW-2 and MW-3) were installed up gradient (MW-1) and down gradient (MW-2 and MW-3) of the Frisco Skelly #1 release site to evaluate the impact to the groundwater. Soil samples were collected at five (5) foot drilling intervals and field screened with a PID. Selected soil samples were analyzed for concentrations of BTEX and TPH-GRO/DRO. Based on field screening results, eleven (11) soil samples were selected for laboratory analysis from each of the three (3) groundwater monitor well installations ranging in depth from five (5) to 90 feet bgs. Laboratory analytical results of the 33 soil samples indicated constituent concentrations of BTEX and TPH-GRO/DRO were not detected above the laboratory MDL.

On April 19 and 20, 2006, the three (3) groundwater monitor wells (MW-1, MW-2 and MW-3) were developed, purged and sampled. The groundwater samples were analyzed for constituent concentrations of BTEX. Laboratory analytical results of the three (3) groundwater monitor wells indicated constituent concentrations of BTEX were not detected above the laboratory MDL. Monitor well logs are provided as Appendix B.

Based on the results of the horizontal and vertical soil boring investigation and installation of the three (3) groundwater monitor wells, the data indicated soil impact was present to a depth of approximately 40 feet bgs and static groundwater was present at approximately 85 to 86 feet bgs. The data indicated approximately 40 to 45 feet of non-impacted soil was present between the top of the groundwater and the lower most soil impact.

On August 23, 2006, A *Preliminary Site Investigation Report and Remediation Plan (Revised)*, dated May 16, 2006 was submitted to the NMOCD for approval. The Plan detailed

the proposed remedial activities designed to progress the site toward an NMOCD approved closure. A draft of the Plan was electronically transmitted to and verbally approved by the NMOCD-Santa Fe office on May 31, 2006. Following the NMOCD review of the electronic draft, the Plan was forwarded to Mr. Patrick McMahon. On August 17, 2006, Mr. McMahon approved the electronic draft of the Plan.

Subsequent to the approval of the *Preliminary Site Investigation Report and Remediation Plan (Revised)*, dated May 16, 2006, City of Lovington Officials rescinded the Plan approval granted on August 17, 2006. The City of Lovington officials indicated approval would be granted if Plains modified the remediation standard for remediated backfill soil proposed in the plan. In the Work Plan, Plains proposed backfilling the excavation with remediated soil with a TPH-GRO/DRO concentration not to exceed 1,000 mg/Kg TPH-GRO/DRO. The City of Lovington officials required backfilling the excavation with remediated soil with a TPH-GRO/DRO concentration not to exceed 500 mg/Kg TPH-GRO/DRO.

Based on the City of Lovington's requirements, with regard to the use of remediated soil as backfill material, Basin on behalf of Plains initiated soil sampling of the five (5) soil stockpiles adjacent to the Frisco Skelly # 1 excavation. The soil sampling activities were conducted to evaluate the stockpile soil status. Stockpile #1, which contained approximately 1,866 cy of excavated impacted soil was mechanically spread, resulting in a stockpile dimension of approximately 140 feet long by 60 feet wide and 6 feet high. The remaining four (4) segregated clean overburden stockpiles were sampled in place, due to space constraints and the numerous pipelines, access roads and oil field production facilities adjacent to the site.

On May 17 and 18, 2007, the five (5) stockpiles were measured and the initial total cubic yardage was calculated to be approximately 16,500 cy. Upon further investigation, the total soil volume within the five (5) stockpiles was revised to 7,241 cy. Each stockpile was divided into equal grids of approximately 500 cy per grid, a total of 33 soil samples were collected. The soil samples were submitted to the laboratory and analyzed for BTEX constituent concentrations and TPH-GRO/DRO. The collected soil samples were field screened using a PID. Soil sampling was conducted using a backhoe with an extendable bucket, allowing access to the crown and mid-sections of Stockpile #2, Stockpile #3, Stockpile #4 and Stockpile #5. Stockpile #1 had a lift of approximately 6 feet high and soil samples for this stockpile were collected at depths of approximately 3 feet.

The laboratory analytical results of the four (4) soil samples (S/P-1 Grid 1, S/P-1 Grid 2, S/P-1 Grid 3 and S/P-1 Grid 4) collected from Stockpile #1 indicated constituent concentrations of BTEX were below the NMOCD regulatory standard for the four (4) soil samples. Laboratory analytical results indicated TPH-GRO/DRO concentrations for the four (4) soil samples were 580.5 mg/Kg, 1,456 mg/Kg, 530 mg/Kg and 1,818 mg/Kg, respectively. A Table summarizing the Stockpile Soil Chemistry is provided as Table 3. Laboratory Reports are provided as Appendix E.

The laboratory analytical results of the seventeen (17) soil samples collected from Stockpile #2, indicated constituent concentrations of BTEX and TPH-GRO/DRO were below the laboratory MDL in all seventeen (17) soil samples.

The laboratory analytical results of the six (6) soil samples collected from Stockpile #3 indicated constituent concentrations of BTEX and TPH-GRO/DRO were below the laboratory MDL, with the exception of the soil samples collected from Grid 1, which exhibited a TPH-GRO/DRO concentration of 11.7 mg/Kg.

The laboratory analytical results of the five (5) soil samples collected from Stockpile #4 indicated constituent concentrations of BTEX and TPH-GRO/DRO were below the laboratory MDL in all five (5) soil samples.

The laboratory analytical result of the one (1) soil sample collected from Stockpile #5 indicated the constituent concentration of BTEX and TPH-GRO/DRO was below the laboratory MDL in the soil sample.

Plains presented the analytical results of the stockpile sampling event to Mr. Patrick McMahon in correspondence dated June 8, 2007. Plains proposed excavating the benched areas within the excavation to the excavation floor at a depth of approximately 18 to 20 feet bgs to allow a five (5) foot buffer zone around the impacted area, as approved by the NMOCD. Plains further proposed the installation of an impermeable 40-mil poly liner extending approximately five (5) feet beyond the edges of the soil impacted above NMOCD remedial thresholds with a one (1) foot sand cushion above and beneath the poly liner to prevent damage to the liner during backfilling activities, as approved by the NMOCD. On completion of the 40-mil poly liner installation, it was proposed to backfill the lower half of the excavation with soil from Stockpile #2. The analytical results indicated soil contained in Stockpile #2 exhibited BTEX and TPH-GRO/DRO constituent concentrations below the laboratory MDL and was deemed suitable for use as excavation backfill. Plains proposed blending the impacted soil from Stockpile #1 with the segregated clean overburden material from Stockpile #3, Stockpile #4 and Stockpile #5. Following blending activities, confirmation samples were to be collected for each 500 cy of stockpile material and analyzed for concentrations of TPH-GRO/DRO. When the analytical results indicated the TPH-GRO/DRO concentration did not exceed 500 mg/Kg TPH-GRO/DRO, the 500 cy stockpile would be deemed suitable for backfill material.

In September 2007, Basin received a telephone call from Mr. Patrick McMahon indicating the City of Lovington had granted approval of the modified soil closure proposal as described above.

On September 13, 2007, the approved soil closure activities began at the Frisco Skelly #1 release site. As proposed and approved by the NMOCD and City of Lovington, the benches within the excavation were excavated and the blending of stockpiles commenced.

Stockpile #1 and Stockpile #2 were blended and moved to the northeast corner of the work site. Soil removed from the benches of the excavation was added the stockpile containing blended soil from Stockpiles #1 and #2. The combined stockpile contained approximately 3,763 cy of soil. On September 24, 2007, nine (9) soil samples (S/P Grid 1 through S/P Grid 9) were collected from the resultant stockpile created from the blending of the Stockpile #1

and Stockpile #2. Mr. Eddie Seay was present for the sampling event. The analytical results indicated benzene concentrations were below the MDL in all nine (9) soil samples. BTEX constituent concentrations ranged from less than the MDL to 0.0412 mg/Kg in the S/P Grid 6 soil sample, all BTEX constituent concentrations were below the NMOCD regulatory standard of 50 mg/Kg BTEX. TPH-GRO/DRO concentrations ranged from 17.3 mg/Kg in soil sample S/P Grid 3 to 790 mg/Kg in soil sample S/P Grid 1. All soil samples exhibited TPH-GRO/DRO concentrations less than 500 mg/Kg, with the exception of the S/P Grid 1 soil sample.

On October 1, 2007, the mechanical screening of soil from Stockpile #4 began. Approximately 2,008 cy of soil was transported from Stockpile #4 and mechanically screened. The screened soil was used to cushion and isolate the impermeable liner from any damage during and after the excavation backfilling activities. Approximately sixty percent (60%) of the material loaded into the screen was caliche rock. The caliche rock rejected from the screen was stockpiled on-site for later use as backfill, as approved by the NMOCD. The approximately 1,041 cy of screened cushioning soil for use above and beneath the liner was divided into three stockpiles and soil samples were collected and submitted to the laboratory. On October 2, 2007, a soil sample soil (Blended S/P 1 Screened) was collected from screened Stockpile #1. The analytical results indicated the benzene concentration was below the MDL of 0.0011 mg/Kg. The BTEX concentration was below the MDL of 0.0022 mg/Kg and the TPH-GRO/DRO concentration was 129.8 mg/Kg. On October 11, 2007, a soil sample soil (Screened S/P 2) was collected from screened Stockpile #2. The analytical results indicated the benzene concentration was below the MDL of 0.0011 mg/Kg. The BTEX concentration was below the MDL of 0.0021 mg/Kg and the TPH-GRO/DRO concentration was 398.9 mg/Kg. On October 16, 2007, a soil sample soil (Screened S/P 3) was collected from screened Stockpile #3. The analytical results indicated the benzene concentration was below the MDL of 0.0010 mg/Kg. The BTEX concentration was below the MDL of 0.0020 mg/Kg and the TPH-GRO/DRO concentration was 206.6 mg/Kg.

On October 16, 2007, based on the analytical results, soil deemed suitable for liner cushion soil was placed in the bottom of the excavation to a depth of approximately one (1) foot and mounded in the center of the excavation.

On October 17, 2007, eight (8) soil samples (S/P 2 Grid 1 through S/P Grid 8) were collected from the stockpile created from the blending of Stockpile #1 and Stockpile #2. The analytical results indicated benzene concentrations were less than the laboratory MDL. BTEX concentrations ranged from 0.0115 mg/Kg (S/P 2 Grid 7) to 0.1165 mg/Kg (S/P Grid 5) and TPH-GRO/DRO concentrations ranged from 763.4 mg/Kg (S/P 2 Grid 2) to 2,428 mg/Kg (S/P Grid 4). Based on the analytical results of this sampling event Plains opted not to blend this stockpile with soil contained in Stockpile #3, Stockpile #4 and Stockpile #5.

On October 18, 2007, the 40-mil poly liner was installed on the floor of the excavation. This engineering control was designed to inhibit the vertical migration of the contaminants left in place above and below the cap and allows for the natural attenuation of the contaminants left in-situ. Photographs of the completed poly liner installation are provided as Appendix F.

Following the installation of the 40-mil poly liner, the previously screened and sampled soil from Stockpile #4 was placed in the excavation to cushion the poly liner. Following the placement of the cushioning soil, the remaining soil contained in stockpile #4 was placed in the excavation. The rejected caliche rock from screening activities, as well as soil contained in stockpile #5 was used as additional backfill material.

On November 5, 2007, six (6) soil samples (S/P 2 Grid 1 through S/P Grid 6) were collected from the stockpile created from the blending of Stockpile #1 and Stockpile #2. The analytical results indicated benzene concentrations ranged from less than the laboratory MDL to 0.0025 mg/Kg (S/P 2 Grid 5). BTEX concentrations ranged from 0.0419 mg/Kg (S/P 2 Grid 1) to 0.1095 mg/Kg (S/P Grid 5) and TPH-GRO/DRO concentrations ranged from 1,093.8 mg/Kg (S/P Grid 1) to 1,900 mg/Kg (SP Grid 4).

On January 22, 2008, six (6) soil samples (Grid 1 through Grid 6) were collected from the stockpile created from the blending of Stockpile #1 and Stockpile #2. The analytical results indicated benzene concentrations were less than the laboratory MDL. BTEX concentrations ranged from less than the laboratory MDL of 0.0021 mg/Kg to 0.0034 mg/Kg (Grid 4) and TPH-GRO/DRO concentrations ranged from 1,567 mg/Kg (Grid 1) to 2,169.8 mg/Kg (Grid 4).

On April 11, 2008, six (6) soil samples (S/P Grid 1 through S/P Grid 6) were collected from the stockpile created from the blending of Stockpile #1 and Stockpile #2. The analytical results indicated benzene concentrations were less than the laboratory MDL of 0.0010 mg/Kg. BTEX concentrations ranged from less than the laboratory MDL of 0.0020 mg/Kg to 0.0069 mg/Kg (S/P Grid 4) and TPH-GRO/DRO concentrations ranged from 1,789.6 mg/Kg (S/P Grid 2) to 2,697.9 mg/Kg (S/P Grid 6).

Following the April 11, 2008 sampling event, Plains, in an effort to expedite the closure of the Frisco Skelly #1 release site, opted to transport the approximately 3,763 cy of soil deemed unsuitable for backfill material to the Plains Lea Station Landfarm (GW-351). Following the decision to transport the unsuitable soil to the Landfarm, Plains purchased soil from a local landowner to continue the backfill of the excavation. On May 5, 2008, a soil sample (Davis Backfill) was collected from the potential backfill material. The analytical results indicated the TPH-GRO/DRO concentration of the potential backfill material was 1.49 mg/Kg and the chloride concentration was less than 100 mg/Kg.

On May 27, 2008, a soil sample (Topsoil-1) was collected from the non-impacted topsoil segregated during the initial excavation activities. The analytical results indicated the benzene concentration was 0.0013 mg/Kg, the BTEX concentration was 0.0045 mg/Kg and the TPH-GRO/DRO concentration was 80.8 mg/Kg. The results indicated the segregated topsoil was suitable to complete the backfill of the release site.

The backfilled excavation was contoured to the original grade surrounding the site and will be reseeded with approved grass seed in the month of October 2008.

4.0 DISTRIBUTION OF HYDROCARBONS IN THE UNSATURATED ZONE

4.1 Summary of Soil Analytical Results

The final dimensions of the Frisco Skelly #1 excavation site were approximately 125 feet in width and 135 feet in length and ranging in depth from approximately 18 to 20 feet bgs. Analytical results, PID readings and visual observations indicated an elevated concentration of VOC's remained in place. Analytical results collected from the horizontal and vertical delineation soil borings advanced on the excavation floor and benched areas (SB-1 through SB-11) indicated limited impacted soil existed at subsurface depths ranging from approximately 21 to 40 feet bgs in an area approximately 105 long by 75 feet wide. Approximately 7,241 cubic yards of soil was excavated and segregated clean overburden and impacted soils were stockpiled on-site.

On November 11, 2004, four (4) confirmation soil samples (South Wall, East Wall, North Wall and West Wall) were collected from the sidewalls of the excavation and submitted for laboratory analysis. Laboratory analytical results indicated the south wall soil sample exhibited BTEX constituent concentrations below the NMOCD regulatory standard, the remaining three (3) soil samples did not exhibit BTEX concentrations above the laboratory MDL. Laboratory analytical results of the four (4) soil samples indicated TPH-GRO/DRO concentrations were not detected above the laboratory MDL, with the exception of the east and west wall soil samples, which indicated detectable TPH-GRO/DRO concentrations, below the NMOCD regulatory standard. Confirmation soil sample results are summarized in Table 1, Excavation Confirmation Soil Sample Chemistry. Laboratory reports are provided as Appendix C.

On November 1, 2004, March 30 and 31, 2006, and April 3, 4, and 6, 2006, an air rotary drill rig, was utilized to delineate the vertical extent of crude oil impacted soil at the release point. Soil samples were collected in the subsurface from each soil boring at five (5) foot drilling intervals and field screened with a PID. Selected soil samples were analyzed for constituent concentrations of BTEX and TPH-GRO/DRO. No visual observations of free-phase hydrocarbons were encountered during the advancement of the soil borings or excavation of the site.

On November 1, 2004, Soil boring SB-1 was advanced at the excavation floor release point at 15 feet bgs. The soil boring was advanced to a total subsurface depth of 55 feet bgs. Analytical results indicated constituent concentrations of BTEX were below the NMOCD regulatory standard in soil samples collected at five (5), ten (10), 15, 20, and 25 feet bgs and were not detected above the laboratory MDL in soil samples collected at 30, 35 and 40 feet bgs. Analytical results indicated TPH-GRO/DRO concentrations exceeded the NMOCD regulatory standard in soil samples collected at five (5), ten (10), 15, 20, and 25 feet bgs with TPH-GRO/DRO concentrations of 5,100 mg/Kg, 5,540 mg/Kg, 6,700 mg/Kg, 3,068 mg/Kg, and 2,610 mg/Kg, respectively. Analytical results indicated TPH-GRO/DRO concentrations were below the NMOCD regulatory standard in soil samples collected at 30, 35 and 40 feet bgs with TPH-GRO/DRO concentrations of 78.1 mg/Kg, 10.1 mg/Kg and 16.9 mg/Kg, respectively.

On March 31, 2006, Soil boring SB-2 was advanced at the southeast corner of the excavation floor at approximately 20 feet bgs. Laboratory analytical results indicated constituent concentrations of BTEX were below the NMOCD regulatory standard in soil samples collected at five (5) and ten (10) feet bgs and not detected above the laboratory MDL in soil samples collected at 15 and 25 feet bgs. Laboratory analytical results indicated TPH-GRO/DRO concentrations exceeded the NMOCD regulatory standard in soil samples collected at five (5) and ten (10) feet bgs at 154.8 mg/Kg and 1,649 mg/Kg, respectively. Laboratory analytical results indicated TPH-GRO/DRO concentrations were below the NMOCD regulatory standard in the soil sample collected at 15 feet bgs and not detected above the laboratory MDL for the 25 feet bgs soil sample.

On March 31, 2006, Soil boring SB-3 was advanced at the southwest corner of the excavation floor at approximately 20 feet bgs. Laboratory analytical results indicated constituent concentrations of BTEX were below the NMOCD regulatory standard for the five (5) feet bgs soil sample and not detected above laboratory MDL for the ten (10), 15, and 25 feet soil samples. Laboratory analytical results indicated TPH-GRO/DRO concentrations exceeded the NMOCD regulatory standard for the five (5) feet bgs soil sample at 3,543 mg/Kg, were below the NMOCD regulatory standard for the ten (10) and 15 feet bgs soil samples and was not detected above laboratory MDL for TPH-GRO/DRO concentrations for the 25 feet bgs soil sample.

Soil boring SB-4 was advanced at the northwest corner of the excavation floor at approximately 18 feet bgs. Laboratory analytical results indicated constituent concentrations of BTEX were below the NMOCD regulatory standard in soil samples collected at five (5) and ten (10) feet bgs and were not detected above the laboratory MDL in soil samples collected at 15 and 25 feet bgs. Laboratory analytical results indicated TPH-GRO/DRO concentrations exceeded the NMOCD regulatory standard in soil samples collected at five (5) and ten (10) feet bgs at 345.2 mg/Kg and 3,709 mg/Kg, respectively. Laboratory analytical results indicated the 15 feet bgs soil sample was below the NMOCD regulatory standard and the 25 feet bgs soil sample was not detected above laboratory MDL.

Soil boring SB-5 was advanced at the northeast corner of the excavation floor at approximately 20 feet bgs. Laboratory analytical results indicated constituent concentrations of BTEX were not detected above the laboratory in soil samples collected at five (5), 15 and 25 feet bgs and below the NMOCD regulatory standard in the soil sample collected at ten (10) feet bgs. Laboratory analytical results indicated TPH-GRO/DRO concentrations in the soil sample collected at ten (10) feet bgs exceeded the NMOCD regulatory standard at 303.6 mg/Kg. Laboratory analytical results indicated TPH-GRO/DRO concentrations were below the NMOCD regulatory standard in soil samples collected at five (5) feet bgs soil sample and not detected above the laboratory MDL in soil samples collected at 15 and 25 feet bgs.

Soil boring SB-6 was advanced at the northwest benched position (up gradient), approximately 25 feet northwest of soil boring SB-4, at approximately ten (10) feet bgs. Laboratory analytical results indicated constituent concentrations of BTEX and TPH-GRO/DRO were not detected above the laboratory MDL, with the exception of the 30 feet

bgs soil sample, which indicated BTEX concentrations below the NMOCD regulatory standard.

Soil boring SB-7 was advanced at the northeast benched position (up gradient), approximately 20 feet northeast of soil boring SB-5, at approximately ten (10) feet bgs. Laboratory analytical results of the five (5) soil samples indicated constituent concentrations of BTEX and TPH-GRO/DRO were not detected above the laboratory MDL.

Soil boring SB-8 was advanced at the east benched position (cross gradient), approximately 20 feet from soil boring SB-2, at approximately ten (10) feet bgs. Laboratory analytical results of the five (5) soil samples indicated constituent concentrations of BTEX and TPH-GRO/DRO were not detected above the laboratory MDL.

Soil boring SB-9 was advanced at the southwest benched position (cross gradient), approximately 25 feet from soil boring SB-3, at approximately ten (10) feet bgs. Laboratory analytical results of the five (5) soil samples indicated constituent concentrations of BTEX and TPH-GRO/DRO were not detected above the laboratory MDL.

Soil boring SB-10 was advanced at the south benched position (down gradient), approximately 30 feet from soil boring SB-3, at approximately six (6) feet bgs. Laboratory analytical results of the five (5) selected soil samples indicated constituent concentrations of BTEX and TPH-GRO/DRO were not detected above the laboratory MDL.

Soil boring SB-11 was advanced at the south benched position (down gradient), approximately 20 feet from soil boring SB-2, at approximately six (6) feet bgs. Laboratory analytical results of the seven (7) selected soil samples indicated constituent concentrations of BTEX were not detected above the laboratory MDL. Laboratory analytical results indicated TPH-GRO/DRO concentrations exceeded the NMOCD regulatory standard in soil samples collected at 15 and 20 feet bgs at 1,777 mg/Kg and 1,351 mg/Kg, respectively. Laboratory analytical results indicated TPH-GRO/DRO concentrations were below the NMOCD regulatory standard in the soil sample collected at 30 feet bgs soil sample and not detected above the laboratory MDL in soil samples collected at five (5), ten (10), 25, and 40 feet bgs.

Monitor well MW-1 was installed at an up-gradient position to the release point. Laboratory analytical results of the eleven (11) selected soil samples indicated constituent concentrations of BTEX and TPH-GRO/DRO were not detected above the laboratory MDL.

Monitor well MW-2 was installed at a down-gradient position to the release point. Laboratory analytical results of the eleven (11) selected soil samples indicated constituent concentrations of BTEX and TPH-GRO/DRO were not detected above the laboratory MDL.

Monitor well MW-3 was installed at a down gradient position to the release point. Laboratory analytical results of the eleven (11) selected soil samples indicated constituent concentrations of BTEX and TPH-GRO/DRO were not detected above laboratory MDL.

4.2 Soil Closure Request

Plains has completed the soil closure activities detailed in the *Preliminary Site Investigation Report and Remediation Plan (Revised)*, dated May 16, 2006. Representative stockpile soil samples were collected, analyzed, deemed suitable for backfill material and documented in this report.

Plains respectfully requests soil closure status for the Frisco Skelly #1 release site.

5.0 DISTRIBUTION OF HYDROCARBONS IN THE SATURATED ZONE

5.1 Summary of Quarterly Groundwater Monitoring and Sampling Results

Groundwater was encountered at depths varying from 96 to 97 feet bgs during the installation of the monitor wells. No evidence of phase-separated hydrocarbons (PSH) was detected during the installation of the monitor wells or in the eight (8) quarterly groundwater sampling activities. Groundwater elevation data collected during the 1st quarter 2008 sampling event, conducted on March 11, 2008, indicated an inferred groundwater gradient of 0.0016 feet/foot to the west-southwest. Groundwater elevation data is provided as Table 4.

On April 19 and 20, 2006, the three (3) groundwater monitor wells (MW-1, MW-2 and MW-3) were developed, purged and sampled. The groundwater samples were analyzed for constituent concentrations of BTEX using Method SW846-8021b. The laboratory analytical results of the three (3) groundwater monitoring wells groundwater samples indicated constituent concentrations of BTEX were not detected above the laboratory MDL. Groundwater chemistry results are summarized in Table 5. Groundwater laboratory analytical reports are provided as Appendix D.

Following the initial groundwater sampling event (April 19 and 20, 2006), the monitor wells (MW-1, MW-2 and MW-3) were placed on a quarterly sampling schedule. The monitor wells were sampled during an additional seven (7) quarterly sampling events (September 18, 2006, December 26, 2006, March 15, 2007, May 30, 2007, September 24, 2007, November 29, 2007 and March 11, 2008).

The laboratory analytical results for groundwater samples collected from monitor well MW-1 and analyzed for benzene, ethyl-benzene, m,p-xylenes and o-xylene constituent concentrations, indicated concentrations were not detected above the constituent laboratory MDL during any of the eight (8) quarterly sampling events. The analytical results indicated toluene concentrations ranged from less than the laboratory MDL (seven quarterly sampling events) to 0.00648 mg/L (2nd quarter 2007 sampling event). The 1st quarter 2008 groundwater sample was analyzed for concentrations of chlorides; the analytical results indicated the chloride concentration was 82.1 mg/L. The analytical results indicated BTEX constituent concentrations were below the NMOCD regulatory standard during all eight (8) quarterly sampling events.

The laboratory analytical results for groundwater samples collected from monitor well MW-2 and analyzed for ethyl-benzene, m,p-xylenes and o-xylene constituent concentrations, indicated concentrations were not detected above the constituent laboratory MDL during any of the eight (8) quarterly sampling events. The analytical results indicated benzene concentrations ranged from less than the laboratory MDL (seven quarterly sampling events) to 0.0033 mg/L (3rd quarter 2007 sampling event). The analytical results indicated toluene concentrations ranged from less than the laboratory MDL (seven quarterly sampling events) to 0.00616 mg/L (2nd quarter 2007 sampling event). The 1st quarter 2008 groundwater sample was analyzed for concentrations of chlorides; the analytical results indicated the chloride concentration was 49.8 mg/L. The analytical results indicated BTEX constituent concentrations were below the NMOCD regulatory standard during all eight (8) quarterly sampling events.

The laboratory analytical results for groundwater samples collected from monitor well MW-3 and analyzed for ethyl-benzene, m,p-xylenes and o-xylene constituent concentrations, indicated concentrations were not detected above the constituent laboratory MDL during any of the eight (8) quarterly sampling events. The analytical results indicated benzene concentrations ranged from less than the laboratory MDL (seven quarterly sampling events) to 0.0012 mg/L (3rd quarter 2007 sampling event). The analytical results indicated toluene concentrations ranged from less than the laboratory MDL (seven quarterly sampling events) to 0.00161 mg/L (2nd quarter 2007 sampling event). The 1st quarter 2008 groundwater sample was analyzed for concentrations of chlorides; the analytical results indicated the chloride concentration was 52.6 mg/L. The analytical results indicated BTEX constituent concentrations were below the NMOCD regulatory standard during all eight (8) quarterly sampling events.

The laboratory analytical results indicate all BTEX constituent concentrations in monitor wells MW-1, MW-2 and MW-3 have been below the NMOCD regulatory standard during the last eight (8) consecutive quarterly groundwater sampling events.

In June 2008, Plains requested and received NMOCD approval to cease groundwater sampling activities at the Frisco Skelly #1 release site.

5.2 Request to Plug and Abandon Groundwater Monitor Wells

Plains requests NMOCD approval to plug and abandon monitor wells MW-1, MW-2 and MW-3. The monitor wells will be plugged using the New Mexico Office of the State Engineer (NMOSE) guidelines. The plugging and abandonment activities will be conducted by a State of New Mexico certified water well drilling company and Plains will provide the NMOCD with plugging reports documenting the plugging procedures.

5.3 Groundwater Closure Request

The laboratory analytical results indicate all BTEX constituent concentrations in monitor wells MW-1, MW-2 and MW-3 have been below the NMOCD regulatory standard during the last eight (8) consecutive quarterly groundwater sampling events. Pursuant to the plugging

and abandonment activities as described in Section 5.2, Plains requests an NMOCD approved groundwater closure for the site known as Frisco Skelly #1.

6.0 QC/QA PROCEDURES

6.1 Soil Sampling

Soil samples were delivered to Environmental Lab of Texas, Inc. in Odessa, Texas for BTEX and/or TPH-GRO/DRO analyses using the methods described below. Soil samples were analyzed for BTEX and/or TPH-GRO/DRO within fourteen days following the collection date.

The soil samples were analyzed as follows:

- BTEX concentrations in accordance with EPA Method 8021B, 5030
- TPH-GRO/DRO concentrations in accordance with modified EPA Method 8015M GRO/DRO

6.2 Groundwater Sampling

The groundwater monitor wells were developed utilizing the Environmental Protection Agency (EPA) protocol of nine (9) well volumes of groundwater or until the monitoring wells are dry using an electrical Grundfos Pump. Within forty-eight hours of development and during subsequent quarterly groundwater sampling events, the monitor wells were measured and purged of approximately three (3) well volumes utilizing an electrical Grundfos Pump. Groundwater samples were collected using a disposable Teflon sampler and the groundwater samples were stored in clean, glass containers provided by the laboratory and placed on ice in the field. Purge water was collected in a polystyrene tank and disposed of at a NMOCD approved disposal facility. Groundwater samples were delivered to Environmental Lab of Texas, Odessa, Texas for analysis of BTEX concentrations using the method described below. All samples were analyzed within approved holding times following the collection date.

- BTEX concentrations in accordance with EPA Method 8021B/5030

6.3 Decontamination of Equipment

Cleaning of the sampling equipment was the responsibility of the environmental technician. Prior to use, and between each sample, the sampling equipment was cleaned with Liqui-Nox[®] detergent and rinsed with distilled water.

6.4 Laboratory Protocol

The laboratory was responsible for proper QA/QC procedures after signing the chain-of-custody form. These procedures were either transmitted with the laboratory reports or are on file at the laboratory.

7.0 SITE CLOSURE REQUEST

Plains respectfully requests site closure status for the Frisco Skelly #1 release site. Plains will not conduct any further activities at the site, unless directed to do so, by the NMOCD.

8.0 LIMITATIONS

Basin Environmental Service Technologies, LLC, has prepared this Site Closure Request to the best of its ability. No other warranty, expressed or implied, is made or intended.

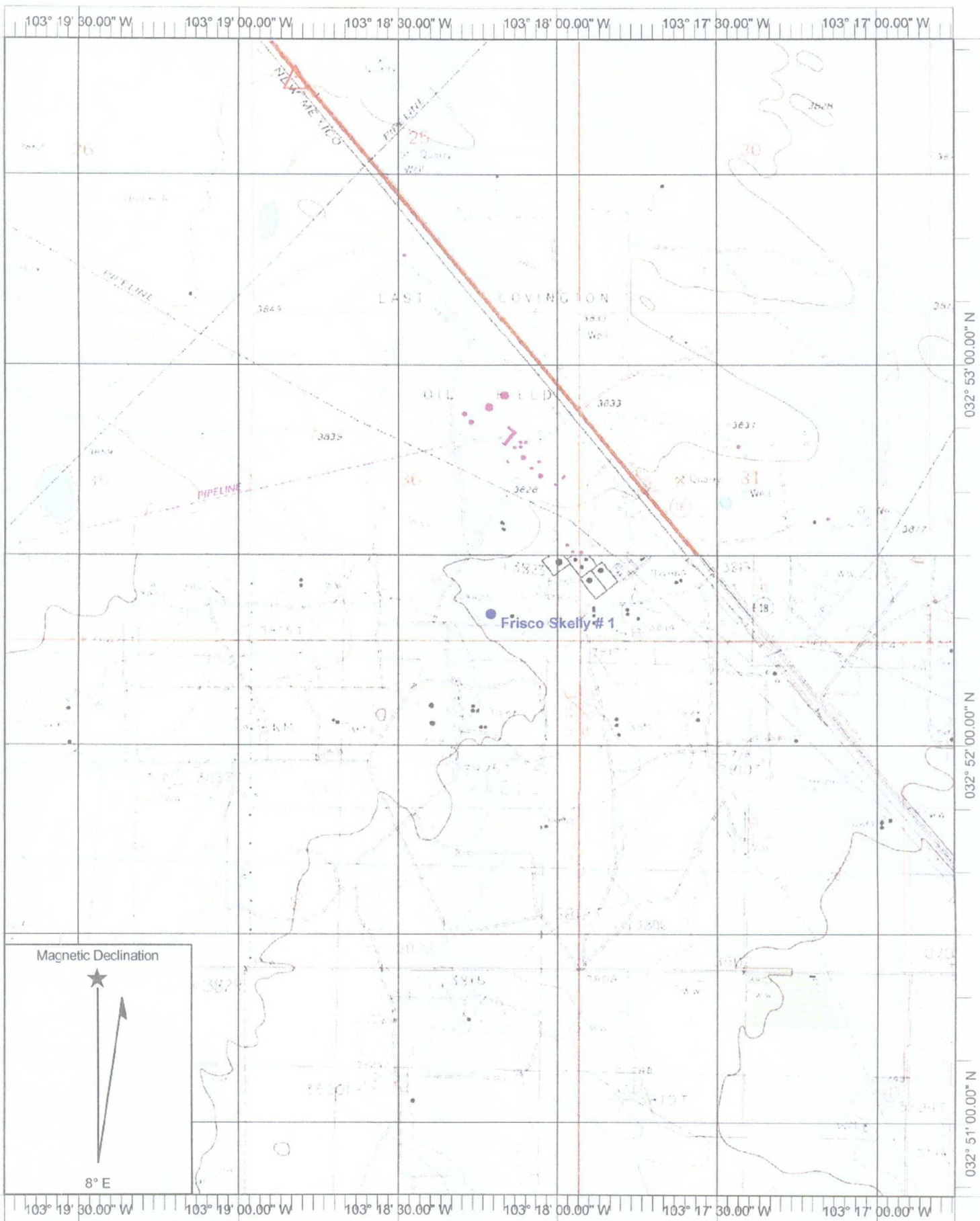
Basin Environmental Service Technologies, LLC, has examined and relied upon documents referenced in the report and has relied on oral statements made by certain individuals. Basin Environmental Service Technologies, LLC, has not conducted an independent examination of the facts contained in referenced materials and statements. We have presumed the genuineness of the documents and that the information provided in documents or statements is true and accurate. Basin Environmental Service Technologies, LLC, has prepared this report in a professional manner, using the degree of skill and care exercised by similar environmental consultants. Basin Environmental Service Technologies, LLC, also notes that the facts and conditions referenced in this report may change over time and the conclusions and recommendations set forth herein are applicable only to the facts and conditions as described at the time of this report.

This report has been prepared for the benefit of Plains Marketing, L.P. The information contained in this report including all exhibits and attachments, may not be used by any other party without the express consent of Basin Environmental Service Technologies, LLC, and Plains Marketing, L.P.

9.0 DISTRIBUTION

- Copy 1: Jeff Dann
Plains All American
333 Clay Street
Suite 1600
Houston, Texas 77002
jpdann@paalp.com
- Copy 2: Daniel Bryant
Plains All American
P.O. Box 3119
Midland, Texas 79702
dmbryant@paalp.com
- Copy 3: Mr. Edward J. Hansen
New Mexico Energy, Minerals and Natural Resources
Oil Conservation Division
1220 South St. Francis Drive
Santa Fe, New Mexico 87505
edwardj.hansen@state.nm.us
- Copy 4: Mr. Larry Johnson
New Mexico Oil Conservation Division
1625 North French Drive
Hobbs, New Mexico 88240
larry.johnson@state.nm.us
- Copy 5: Mr. Charles Kelley
City Manager
City of Lovington
214 South Love
Lovington, NM 88260
- Copy 6: Mr. Patrick B. M^cMahon
Heidel, Samberson, Newell, Cox & M^cMahon Law Firm
P. O. Drawer 1599
311 North First
Lovington, New Mexico 88260
hsncpbm@leaco.net
- Copy 7: Basin Environmental Service Technologies LLC
P. O. Box 301
Lovington, New Mexico 88260
cstanley@basinenv.com

Figures



Name: LOVINGTON SE
 Date: 1/30/2007
 Scale: 1 inch equals 2000 feet

Location: 032° 52' 20.17" N 103° 18' 14.77" W NAD 27
 Caption: Figure 1, Site Location Map
 Plains Marketing, L. P.
 Frisco Skelly # 1 Site



MW-1

12 feet
Bench

SB-6

SB-4

SB-7

SB-5

135 feet

Pure Resource
1600 PSI
Injection Line

SB-1

SB-3

SB-9

SB-2

SB-8

SB-11

SB-10

Navajo 10 Inch 300 PSI
Gas Line

Pure Resource
Flow-Line

Bench

MW-3

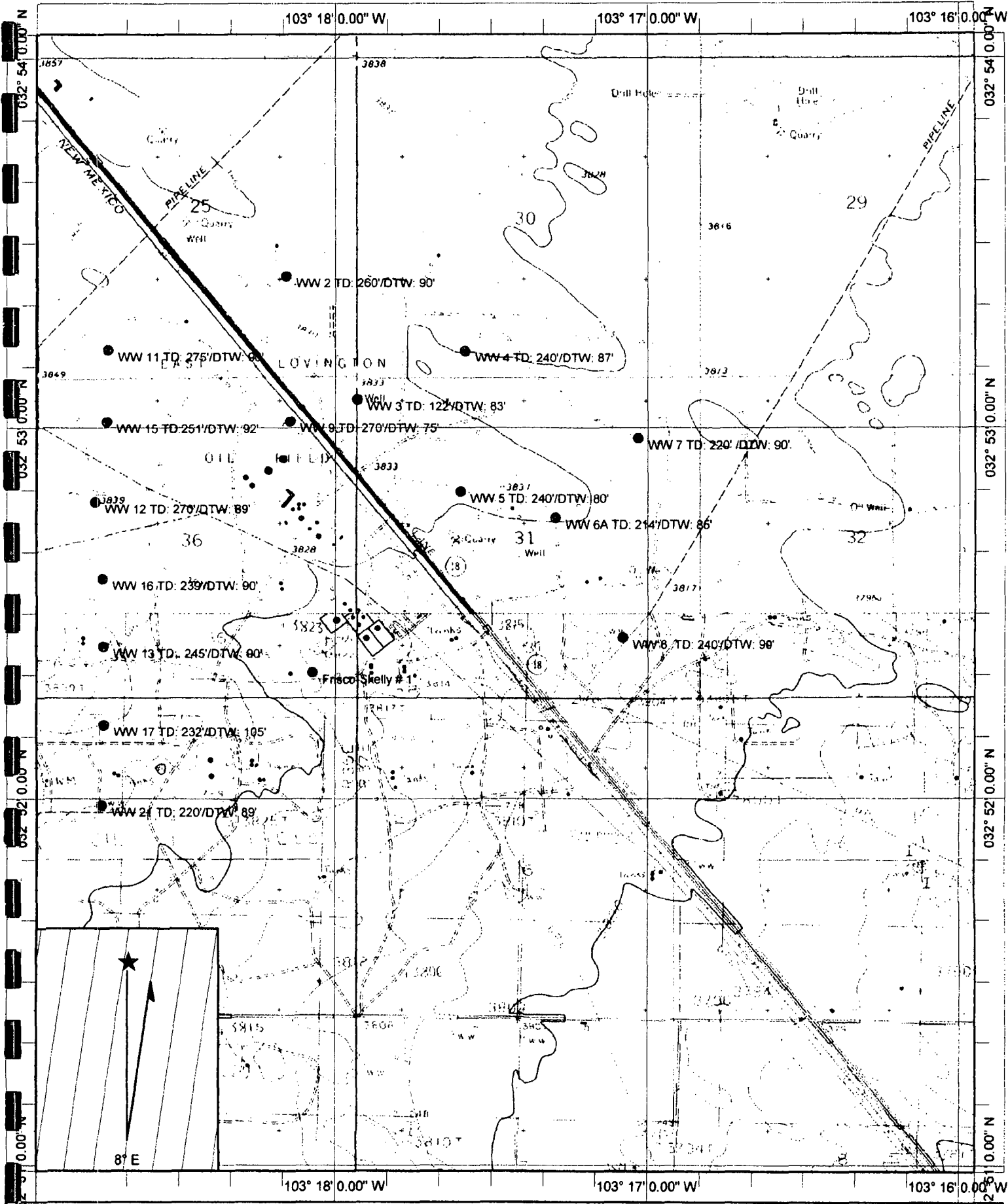
MW-2

Caliche Lease Road

- Legend
- Soil Borings
 - Monitor Wells
 - Excavation Extents

TITLE
Figure 2
Site Map

DRAWN BY
Basin Environmental Services
kad



Name: LOVINGTON
 Date: 12/23/2004
 Scale: 1 inch equals 2000 feet

Location: 032° 52' 31.46" N 103° 17' 27.23" W
 Caption: City of Lovington Water Well Locations. GPS data obtained from NMED Drinking Water Bureau

Figure 3

Tables

SOIL CHEMISTRY RESULTS, EXCAVATION CONFIRMATION SAMPLES

PLAINS MARKETING, L.P.
FRISCO-SKELLY # 1
LEA COUNTY, NEW MEXICO
PLAINS SRS NO: 2004-00196
NMOCD Reference # 1R-0457

SAMPLE LOCATION	SAMPLE DEPTH	SAMPLE DATE	SAMPLE ANALYZED	METHOD: EPA SW 846-8021B, 5030					METHOD: 8015M				TOTAL TPH C ₆ -C ₃₅ (mg/kg)
				BENZENE (mg/Kg)	TOLUENE (mg/Kg)	ETHYL- BENZENE (mg/Kg)	M,P- XYLENES (mg/Kg)	O- XYLENE (mg/Kg)	TOTAL BTEX (mg/Kg)	METHOD: 8015M			
										GRO C ₁₂ (mg/Kg)	C ₆	DRO C ₁₂ -C ₃₅ (mg/Kg)	
South Wall	12' bgs	11/11/04	11/15/04	<0.025	<0.025	<0.025	<0.025	<0.025	<0.025	<10.0	<10.0	<10.0	<10.0
North Wall	15.5' bgs	11/11/04	11/15/04	<0.025	<0.025	<0.025	<0.025	<0.025	<0.025	<10.0	<10.0	<10.0	<10.0
East Wall	12' bgs	11/11/04	11/15/04	<0.025	<0.025	<0.025	<0.025	<0.025	<0.025	16.5	72.7	89.2	89.2
West Wall	12' bgs	11/11/04	11/15/04	<0.025	<0.025	<0.025	<0.025	<0.025	<0.025	<10.0	55.1	55.1	55.1
NMOC D Criteria				10	Total BTEX 50								100

TABLE 2
SOIL CHEMISTRY, DELINEATION SOIL BORINGS & MONITOR WELLS

PLAINS MARKETING, L.P.
FRISCO-SKELLY # 1
LEA COUNTY, NEW MEXICO
PLAINS EMS NO: 2004-00196
NMOCD Reference # 1R-0457

SAMPLE LOCATION	SAMPLE DEPTH	SAMPLE DATE	DATE ANALYZED	METHOD: EPA SW 846-8021B, 5030						METHOD: 8015M		TOTAL TPH C ₆ -C ₃₅ (mg/Kg)
				BENZENE (mg/Kg)	TOLUENE (mg/Kg)	ETHYL- BENZENE (mg/Kg)	M,P- XYLENES (mg/Kg)	O-XYLENE (mg/Kg)	TOTAL BTX (mg/L)	GRO C ₆ -C ₁₂ (mg/Kg)	DRO C ₁₂ -C ₃₅ (mg/Kg)	
SB-1 5'	20' bgs	11/01/04	11/08/04	0.387	4.82	7.90	9.79	4.84	27.737	1270	3830	5,100
SB-1 10'	25' bgs	11/01/04	11/08/04	0.192	2.04	3.70	4.70	2.38	13.012	1080	4460	5,540
SB-1 15'	30' bgs	11/01/04	11/08/04	0.423	4.85	6.17	8.19	3.88	23.513	1360	5340	6,700
SB-1 20'	35' bgs	11/01/04	11/08/04	<0.025	0.540	1.33	1.820	0.860	4.55	478	2590	3,068
SB-1 25'	40' bgs	11/01/04	11/08/04	<0.025	0.141	0.409	0.594	0.379	1.523	360	2250	2,610
SB-1 30'	45' bgs	11/01/04	11/08/04	<0.025	<0.025	<0.025	<0.025	<0.025	<0.025	<10.0	78.1	78.1
SB-1 35'	50' bgs	11/01/04	11/08/04	<0.025	<0.025	<0.025	<0.025	<0.025	<0.025	<10.0	10.1	10.1
SB-1 40'	55' bgs	11/01/04	11/08/04	<0.025	<0.025	<0.025	<0.025	<0.025	<0.025	<10.0	16.9	16.9
SB-2 5'	25' bgs	03/31/06	04/11/06	<0.025	<0.025	<0.025	0.0258	<0.025	0.0258	16.8	138	154.8
SB-2 10'	30' bgs	03/31/06	04/11/06	0.0374	1.40	1.88	3.54	1.51	8.3674	283	1365.9	1,649
SB-2 15'	35' bgs	03/31/06	04/11/06	<0.025	<0.025	<0.025	<0.025	<0.025	<0.025	<10.0	16.6	16.6
SB-2 25'	45' bgs	03/31/06	04/11/06	<0.025	<0.025	<0.025	<0.025	<0.025	<0.025	<10.0	<10.0	<10.0
SB-3 5'	25' bgs	03/31/06	04/10/06	0.441	5.72	4.8	10.9	5.93	27.791	1110	2433	3,543
SB-3 10'	30' bgs	03/31/06	04/10/06	<0.025	<0.025	<0.025	<0.025	<0.025	<0.025	<10.0	28.1	28.1
SB-3 15'	35' bgs	03/31/06	04/11/06	<0.025	<0.025	<0.025	<0.025	<0.025	<0.025	<10.0	16.7	16.7
SB-3 25'	45' bgs	03/31/06	04/11/06	<0.025	<0.025	<0.025	<0.025	<0.025	<0.025	<10.0	<10.0	<10.0
SB-4 5'	23' bgs	03/30/06	04/10/06	<0.025	<0.025	<0.025	0.0491	<0.025	0.0491	25.9	319.3	345.2
SB-4 10'	28' bgs	03/30/06	04/10/06	0.0345	2.38	5.44	7.42	3.7	18.9745	859	2850	3,709
SB-4 15'	33' bgs	03/30/06	04/10/06	<0.025	<0.025	<0.025	<0.025	<0.025	<0.025	<10.0	41.0	41
SB-4 25'	43' bgs	03/30/06	04/10/06	<0.025	<0.025	<0.025	<0.025	<0.025	<0.025	<10.0	<10.0	<10.0
SB-5 5'	25' bgs	03/31/06	04/10/06	<0.025	<0.025	<0.025	<0.025	<0.025	<0.025	<10.0	56.5	56.5
SB-5 10'	30' bgs	03/31/06	04/10/06	<0.025	<0.025	0.0286	0.0752	<0.025	0.1038	41.6	262	303.6
SB-5 15'	35' bgs	03/31/06	04/10/06	<0.025	<0.025	<0.025	<0.025	<0.025	<0.025	<10.0	<10.0	<10.0
SB-5 25'	45' bgs	03/31/06	04/10/06	<0.025	<0.025	<0.025	<0.025	<0.025	<0.025	<10.0	<10.0	<10.0
SB-6 5'	15' bgs	04/03/06	04/11/06	<0.025	<0.025	<0.025	<0.025	<0.025	<0.025	<10.0	<10.0	<10.0
SB-6 10'	20' bgs	04/03/06	04/11/06	<0.025	<0.025	<0.025	<0.025	<0.025	<0.025	<10.0	<10.0	<10.0
SB-6 15'	25' bgs	04/03/06	04/11/06	<0.025	<0.025	<0.025	<0.025	<0.025	<0.025	<10.0	<10.0	<10.0
SB-6 25'	35' bgs	04/03/06	04/11/06	<0.025	<0.025	<0.025	<0.025	<0.025	<0.025	<10.0	<10.0	<10.0
SB-6 30'	40' bgs	04/03/06	04/11/06	<0.025	<0.025	<0.025	0.0294	<0.025	0.0294	<10.0	<10.0	<10.0
SB-7 5'	15' bgs	04/03/06	04/11/06	<0.025	<0.025	<0.025	<0.025	<0.025	<0.025	<10.0	<10.0	<10.0
SB-7 10'	20' bgs	04/03/06	04/11/06	<0.025	<0.025	<0.025	<0.025	<0.025	<0.025	<10.0	<10.0	<10.0
SB-7 15'	25' bgs	04/03/06	04/11/06	<0.025	<0.025	<0.025	<0.025	<0.025	<0.025	<10.0	<10.0	<10.0
SB-7 25'	35' bgs	04/03/06	04/11/06	<0.025	<0.025	<0.025	<0.025	<0.025	<0.025	<10.0	<10.0	<10.0
SB-7 30'	40' bgs	04/03/06	04/11/06	<0.025	<0.025	<0.025	<0.025	<0.025	<0.025	<10.0	<10.0	<10.0
SB-8 5'	15' bgs	04/03/06	04/12/06	<0.025	<0.025	<0.025	<0.025	<0.025	<0.025	<10.0	<10.0	<10.0
SB-8 10'	20' bgs	04/03/06	04/12/06	<0.025	<0.025	<0.025	<0.025	<0.025	<0.025	<10.0	<10.0	<10.0
SB-8 15'	25' bgs	04/03/06	04/12/06	<0.025	<0.025	<0.025	<0.025	<0.025	<0.025	<10.0	<10.0	<10.0
SB-8 25'	35' bgs	04/03/06	04/12/06	<0.025	<0.025	<0.025	<0.025	<0.025	<0.025	<10.0	<10.0	<10.0
SB-8 30'	40' bgs	04/03/06	04/12/06	<0.025	<0.025	<0.025	<0.025	<0.025	<0.025	<10.0	<10.0	<10.0
SB-9 5'	15' bgs	04/03/06	04/12/06	<0.025	<0.025	<0.025	<0.025	<0.025	<0.025	<10.0	<10.0	<10.0
SB-9 10'	20' bgs	04/03/06	04/12/06	<0.025	<0.025	<0.025	<0.025	<0.025	<0.025	<10.0	<10.0	<10.0
SB-9 15'	25' bgs	04/03/06	04/12/06	<0.025	<0.025	<0.025	<0.025	<0.025	<0.025	<10.0	<10.0	<10.0
SB-9 25'	35' bgs	04/03/06	04/12/06	<0.025	<0.025	<0.025	<0.025	<0.025	<0.025	<10.0	<10.0	<10.0
SB-9 30'	40' bgs	04/03/06	04/12/06	<0.025	<0.025	<0.025	<0.025	<0.025	<0.025	<10.0	<10.0	<10.0
SB-10 5'	11' bgs	04/04/06	04/12/06	<0.025	<0.025	<0.025	<0.025	<0.025	<0.025	<10.0	<10.0	<10.0
SB-10 10'	16' bgs	04/04/06	04/12/06	<0.025	<0.025	<0.025	<0.025	<0.025	<0.025	<10.0	<10.0	<10.0
SB-10 20'	26' bgs	04/04/06	04/12/06	<0.025	<0.025	<0.025	<0.025	<0.025	<0.025	<10.0	<10.0	<10.0
SB-10 30'	36' bgs	04/04/06	04/12/06	<0.025	<0.025	<0.025	<0.025	<0.025	<0.025	<10.0	<10.0	<10.0
SB-10 40'	46' bgs	04/04/06	04/12/06	<0.025	<0.025	<0.025	<0.025	<0.025	<0.025	<10.0	<10.0	<10.0
SB-11 5'	11' bgs	04/04/06	04/13/06	<0.025	<0.025	<0.025	<0.025	<0.025	<0.025	<10.0	<10.0	<10.0
SB-11 10'	16' bgs	04/04/06	04/13/06	<0.025	<0.025	<0.025	<0.025	<0.025	<0.025	<10.0	<10.0	<10.0
SB-11 15'	21' bgs	04/04/06	04/13/06	<0.025	<0.025	<0.025	<0.025	<0.025	<0.025	104	1673	1,777
SB-11 20'	26' bgs	04/04/06	04/13/06	<0.025	<0.025	<0.025	<0.025	<0.025	<0.025	63.0	1288	1,351
SB-11 25'	31' bgs	04/04/06	04/13/06	<0.025	<0.025	<0.025	<0.025	<0.025	<0.025	<10.0	<10.0	<10.0
SB-11 30'	36' bgs	04/04/06	04/13/06	<0.025	<0.025	<0.025	<0.025	<0.025	<0.025	<10.0	15.4	15.4
SB-11 40'	46' bgs	04/04/06	04/13/06	<0.025	<0.025	<0.025	<0.025	<0.025	<0.025	<10.0	<10.0	<10.0

TABLE 2

SOIL CHEMISTRY, DELINEATION SOIL BORINGS & MONITOR WELLS

PLAINS MARKETING, L.P.
FRISCO-SKELLY # 1
LEA COUNTY, NEW MEXICO
PLAINS EMS NO: 2004-00196
NMOCD Reference # 1R-0457

SAMPLE LOCATION	SAMPLE DEPTH	SAMPLE DATE	DATE ANALYZED	METHOD: EPA SW 846-8021B, 5030						METHOD: 8015M		TOTAL TPH C ₈ -C ₃₅ (mg/Kg)
				BENZENE (mg/Kg)	TOLUENE (mg/Kg)	ETHYL- BENZENE (mg/Kg)	M,P- XYLENES (mg/Kg)	O-XYLENE (mg/Kg)	TOTAL BTEX (mg/L)	GRO C ₆ -C ₁₂ (mg/Kg)	DRO C ₁₂ -C ₃₅ (mg/Kg)	
MW-1 5'	5' bgs	04/04/06	04/13/06	<0.025	<0.025	<0.025	<0.025	<0.025	<0.025	<10.0	<10.0	<10.0
MW-1 10'	10' bgs	04/04/06	04/13/06	<0.025	<0.025	<0.025	<0.025	<0.025	<0.025	<10.0	<10.0	<10.0
MW-1 20'	20' bgs	04/04/06	04/13/06	<0.025	<0.025	<0.025	<0.025	<0.025	<0.025	<10.0	<10.0	<10.0
MW-1 25'	25' bgs	04/04/06	04/13/06	<0.025	<0.025	<0.025	<0.025	<0.025	<0.025	<10.0	<10.0	<10.0
MW-1 30'	30' bgs	04/04/06	04/14/06	<0.025	<0.025	<0.025	<0.025	<0.025	<0.025	<10.0	<10.0	<10.0
MW-1 35'	35' bgs	04/04/06	04/14/06	<0.025	<0.025	<0.025	<0.025	<0.025	<0.025	<10.0	<10.0	<10.0
MW-1 45'	45' bgs	04/04/06	04/14/06	<0.025	<0.025	<0.025	<0.025	<0.025	<0.025	<10.0	<10.0	<10.0
MW-1 55'	55' bgs	04/04/06	04/14/06	<0.025	<0.025	<0.025	<0.025	<0.025	<0.025	<10.0	<10.0	<10.0
MW-1 75'	75' bgs	04/04/06	04/14/06	<0.025	<0.025	<0.025	<0.025	<0.025	<0.025	<10.0	<10.0	<10.0
MW-1 85'	85' bgs	04/04/06	04/14/06	<0.025	<0.025	<0.025	<0.025	<0.025	<0.025	<10.0	<10.0	<10.0
MW-1 90'	90' bgs	04/04/06	04/14/06	<0.025	<0.025	<0.025	<0.025	<0.025	<0.025	<10.0	<10.0	<10.0
MW-2 5'	5' bgs	04/06/06	04/14/06	<0.025	<0.025	<0.025	<0.025	<0.025	<0.025	<10.0	<10.0	<10.0
MW-2 10'	10' bgs	04/06/06	04/14/06	<0.025	<0.025	<0.025	<0.025	<0.025	<0.025	<10.0	<10.0	<10.0
MW-2 20'	20' bgs	04/06/06	04/14/06	<0.025	<0.025	<0.025	<0.025	<0.025	<0.025	<10.0	<10.0	<10.0
MW-2 25'	25' bgs	04/06/06	04/14/06	<0.025	<0.025	<0.025	<0.025	<0.025	<0.025	<10.0	<10.0	<10.0
MW-2 30'	30' bgs	04/06/06	04/14/06	<0.025	<0.025	<0.025	<0.025	<0.025	<0.025	<10.0	<10.0	<10.0
MW-2 35'	35' bgs	04/06/06	04/14/06	<0.025	<0.025	<0.025	<0.025	<0.025	<0.025	<10.0	<10.0	<10.0
MW-2 45'	45' bgs	04/06/06	04/14/06	<0.025	<0.025	<0.025	<0.025	<0.025	<0.025	<10.0	<10.0	<10.0
MW-2 55'	55' bgs	04/06/06	04/14/06	<0.025	<0.025	<0.025	<0.025	<0.025	<0.025	<10.0	<10.0	<10.0
MW-2 75'	75' bgs	04/06/06	04/14/06	<0.025	<0.025	<0.025	<0.025	<0.025	<0.025	<10.0	<10.0	<10.0
MW-2 85'	85' bgs	04/06/06	04/14/06	<0.025	<0.025	<0.025	<0.025	<0.025	<0.025	<10.0	<10.0	<10.0
MW-2 90'	90' bgs	04/06/06	04/14/06	<0.025	<0.025	<0.025	<0.025	<0.025	<0.025	<10.0	<10.0	<10.0
MW-3 5'	5' bgs	04/06/06	04/14/06	<0.025	<0.025	<0.025	<0.025	<0.025	<0.025	<10.0	<10.0	<10.0
MW-3 10'	10' bgs	04/06/06	04/14/06	<0.025	<0.025	<0.025	<0.025	<0.025	<0.025	<10.0	<10.0	<10.0
MW-3 20'	20' bgs	04/06/06	04/14/06	<0.025	<0.025	<0.025	<0.025	<0.025	<0.025	<10.0	<10.0	<10.0
MW-3 25'	25' bgs	04/06/06	04/14/06	<0.025	<0.025	<0.025	<0.025	<0.025	<0.025	<10.0	<10.0	<10.0
MW-3 30'	30' bgs	04/06/06	04/14/06	<0.025	<0.025	<0.025	<0.025	<0.025	<0.025	<10.0	<10.0	<10.0
MW-3 35'	35' bgs	04/06/06	04/14/06	<0.025	<0.025	<0.025	<0.025	<0.025	<0.025	<10.0	<10.0	<10.0
MW-3 45'	45' bgs	04/06/06	04/14/06	<0.025	<0.025	<0.025	<0.025	<0.025	<0.025	<10.0	<10.0	<10.0
MW-3 55'	55' bgs	04/06/06	04/14/06	<0.025	<0.025	<0.025	<0.025	<0.025	<0.025	<10.0	<10.0	<10.0
MW-3 75'	75' bgs	04/06/06	04/14/06	<0.025	<0.025	<0.025	<0.025	<0.025	<0.025	<10.0	<10.0	<10.0
MW-3 85'	85' bgs	04/06/06	04/14/06	<0.025	<0.025	<0.025	<0.025	<0.025	<0.025	<10.0	<10.0	<10.0
MW-3 90'	90' bgs	04/06/06	04/14/06	<0.025	<0.025	<0.025	<0.025	<0.025	<0.025	<10.0	<10.0	<10.0
NMOCD CRITERIA				10					50			100

TABLE 3

STOCKPILE SOIL CHEMISTRY

PLAINS MARKETING, L.P.
FRISCO-SKELLY #1
LEA COUNTY, NEW MEXICO
PLAINS SRS NO: 2004-00196
NMOCD Reference # 1R-0457

SAMPLE LOCATION	SAMPLE DEPTH	SAMPLE DATE	DATE ANALYZED	SOIL STATUS	METHOD: EPA SW 846-8021B, 5030						METHOD: 8015M				TOTAL TPH C ₆ -C ₃₅ (mg/Kg)	SM 4500 Cl-B Chloride (mg/Kg)
					BENZENE (mg/Kg)	TOLUENE (mg/Kg)	ETHYL- BENZENE (mg/Kg)	M.P.- XYLENES (mg/Kg)	0-XYLENE (mg/Kg)	TOTAL BTX (mg/Kg)	GRO C ₁₂ (mg/Kg)	DRO C ₁₃ -C ₂₈ (mg/Kg)	ORO C ₂₉ -C ₃₅ (mg/Kg)			
S/P-1 Grd 1	N/A	05/17/07	05/24/07	Blended	0.0119	0.0472	0.030	0.173	0.0446	0.3067	115	414	51.5	580.5	-	
S/P-1 Grd 2	N/A	05/17/07	05/24/07	Blended	0.00427	0.026	0.0395	0.117	0.0335	0.22027	233	1030	193	1,456	-	
S/P-1 Grd 3	N/A	05/17/07	05/24/07	Blended	<0.002	<0.002	<0.002	<0.002	<0.002	<0.002	24.1	371	135	530	-	
S/P-1 Grd 4	N/A	05/17/07	05/24/07	Blended	0.104	0.155	0.0726	0.395	0.277	1.0036	443	1180	185	1,808	-	
S/P-2 Grd 1	N/A	05/18/07	05/25/07	Backfill	<0.002	<0.002	<0.002	<0.002	<0.002	<0.002	<10	<10	<10	<10	-	
S/P-2 Grd 2	N/A	05/18/07	05/25/07	Backfill	<0.002	<0.002	<0.002	<0.002	<0.002	<0.002	<10	<10	<10	<10	-	
S/P-2 Grd 3	N/A	05/18/07	05/25/07	Backfill	<0.002	<0.002	<0.002	<0.002	<0.002	<0.002	<10	<10	<10	<10	-	
S/P-2 Grd 4	N/A	05/18/07	05/25/07	Backfill	<0.002	<0.002	<0.002	<0.002	<0.002	<0.002	<10	<10	<10	<10	-	
S/P-2 Grd 5	N/A	05/18/07	05/25/07	Backfill	<0.002	<0.002	<0.002	<0.002	<0.002	<0.002	<10	<10	<10	<10	-	
S/P-2 Grd 6	N/A	05/18/07	05/25/07	Backfill	<0.002	<0.002	<0.002	<0.002	<0.002	<0.002	<10	<10	<10	<10	-	
S/P-2 Grd 7	N/A	05/18/07	05/25/07	Backfill	<0.002	<0.002	<0.002	<0.002	<0.002	<0.002	<10	<10	<10	<10	-	
S/P-2 Grd 8	N/A	05/18/07	05/25/07	Backfill	<0.002	<0.002	<0.002	<0.002	<0.002	<0.002	<10	<10	<10	<10	-	
S/P-2 Grd 9	N/A	05/18/07	05/25/07	Backfill	<0.002	<0.002	<0.002	<0.002	<0.002	<0.002	<10	<10	<10	<10	-	
S/P-2 Grd 10	N/A	05/18/07	05/25/07	Backfill	<0.002	<0.002	<0.002	<0.002	<0.002	<0.002	<10	<10	<10	<10	-	
S/P-2 Grd 11	N/A	05/18/07	05/25/07	Backfill	<0.002	<0.002	<0.002	<0.002	<0.002	<0.002	<10	<10	<10	<10	-	
S/P-2 Grd 12	N/A	05/18/07	05/25/07	Backfill	<0.002	<0.002	<0.002	<0.002	<0.002	<0.002	<10	<10	<10	<10	-	
S/P-2 Grd 13	N/A	05/18/07	05/25/07	Backfill	<0.002	<0.002	<0.002	<0.002	<0.002	<0.002	<10	<10	<10	<10	-	
S/P-2 Grd 14	N/A	05/18/07	05/25/07	Backfill	<0.002	<0.002	<0.002	<0.002	<0.002	<0.002	<10	<10	<10	<10	-	
S/P-2 Grd 15	N/A	05/18/07	05/25/07	Backfill	<0.002	<0.002	<0.002	<0.002	<0.002	<0.002	<10	<10	<10	<10	-	
S/P-2 Grd 16	N/A	05/18/07	05/25/07	Backfill	<0.002	<0.002	<0.002	<0.002	<0.002	<0.002	<10	<10	<10	<10	-	
S/P-2 Grd 17	N/A	05/18/07	05/25/07	Backfill	<0.002	<0.002	<0.002	<0.002	<0.002	<0.002	<10	<10	<10	<10	-	
S/P-3 Grd 1	N/A	05/18/07	05/25/07	Backfill	<0.002	<0.002	<0.002	<0.002	<0.002	<0.002	<10	<10	11.7	11.7	-	
S/P-3 Grd 2	N/A	05/18/07	05/25/07	Backfill	<0.002	<0.002	<0.002	<0.002	<0.002	<0.002	<10	<10	<10	<10	-	
S/P-3 Grd 3	N/A	05/18/07	05/25/07	Backfill	<0.002	<0.002	<0.002	<0.002	<0.002	<0.002	<10	<10	<10	<10	-	
S/P-3 Grd 4	N/A	05/18/07	05/25/07	Backfill	<0.002	<0.002	<0.002	<0.002	<0.002	<0.002	<10	<10	<10	<10	-	
S/P-3 Grd 5	N/A	05/18/07	05/25/07	Backfill	<0.002	<0.002	<0.002	<0.002	<0.002	<0.002	<10	<10	<10	<10	-	
S/P-3 Grd 6	N/A	05/18/07	05/25/07	Backfill	<0.002	<0.002	<0.002	<0.002	<0.002	<0.002	<10	<10	<10	<10	-	
S/P-4 Grd 1	N/A	05/18/07	05/25/07	Backfill	<0.002	<0.002	<0.002	<0.002	<0.002	<0.002	<10	<10	<10	<10	-	
S/P-4 Grd 2	N/A	05/18/07	05/25/07	Backfill	<0.002	<0.002	<0.002	<0.002	<0.002	<0.002	<10	<10	<10	<10	-	
S/P-4 Grd 3	N/A	05/18/07	05/25/07	Backfill	<0.002	<0.002	<0.002	<0.002	<0.002	<0.002	<10	<10	<10	<10	-	
S/P-4 Grd 4	N/A	05/18/07	05/25/07	Backfill	<0.002	<0.002	<0.002	<0.002	<0.002	<0.002	<10	<10	<10	<10	-	

TABLE 3

STOCKPILE SOIL CHEMISTRY

PLAINS MARKETING, L.P.
FRISCO-SKELLY #1
LEA COUNTY, NEW MEXICO
PLAINS SRS NO: 2004-00196
NMOCD Reference # 1R-0457

SAMPLE LOCATION	SAMPLE DEPTH	SAMPLE DATE	DATE ANALYZED	SOIL STATUS	METHOD: EPA SW 846-802.1B, 5030					METHOD: 8015M				TOTAL TPH C ₆ -C ₃₅ (mg/Kg)	SM 4500 Cl-B Chloride (mg/Kg)
					BENZENE (mg/Kg)	TOLUENE (mg/Kg)	ETHYL- BENZENE (mg/Kg)	M,P- XYLENES (mg/Kg)	0-XYLENE (mg/Kg)	TOTAL BTX (mg/Kg)	GRO C ₁₂ (mg/Kg)	DRO C ₁₂ -C ₂₈ (mg/Kg)	ORO C ₂₈ -C ₃₅ (mg/Kg)		
S/P-4 Grid 5	N/A	05/18/07	05/25/07	Backfill	<0.002	<0.002	<0.002	<0.002	<0.002	<0.002	<10	<10	<10	<10	-
S/P-5 Grid 1	N/A	05/18/07	05/25/07	Backfill	<0.002	<0.002	<0.002	<0.002	<0.002	<0.002	<10	<10	<10	<10	-
S/P Grid 1	N/A	09/24/07	09/28/07	Blended	<0.0011	<0.0011	<0.0011	<0.0022	0.0012	0.0012	72	575	143	790	-
S/P Grid 2	N/A	09/24/07	09/28/07	Backfill	<0.0011	<0.0011	<0.0011	<0.0022	<0.0011	0.0019	13.2	89.7	19.6	122.5	-
S/P Grid 3	N/A	09/24/07	09/28/07	Backfill	<0.0011	<0.0011	<0.0011	<0.0022	<0.0011	<0.0022	<11	17.3	<11	17.3	-
S/P Grid 4	N/A	09/24/07	09/28/07	Backfill	<0.0011	<0.0011	0.0025	0.008	0.0075	0.0180	24.6	188	34.1	246.7	-
S/P Grid 5	N/A	09/24/07	09/28/07	Backfill	<0.0011	<0.0011	<0.0011	<0.0022	<0.0011	<0.0022	12.7	182	38.9	233.6	-
S/P Grid 6	N/A	09/24/07	09/28/07	Backfill	<0.0011	0.0014	0.0129	0.0185	0.0084	0.0412	45	284	42.5	371.5	-
S/P Grid 7	N/A	09/24/07	09/28/07	Backfill	<0.0011	<0.0011	<0.0011	<0.0023	<0.0011	<0.0023	<11	201	51.8	252.8	-
S/P Grid 8	N/A	09/24/07	09/28/07	Backfill	<0.0011	<0.0011	<0.0011	<0.0022	<0.0011	<0.0022	<11.2	70.4	28.6	99	-
S/P Grid 9	N/A	09/24/07	09/28/07	Backfill	<0.0011	<0.0011	<0.0011	<0.0022	<0.0011	<0.0022	<11.1	95.2	28.9	124.1	-
Blended S/P 1 (Screened)	N/A	10/02/07	10/04/07	Pad Soil	<0.0011	<0.0011	<0.0011	<0.0022	<0.0011	<0.0022	<10.8	109	20.8	129.8	-
Screened S/P 2	N/A	10/11/07	01/17/07	Pad Soil	<0.0011	<0.0011	<0.0011	<0.0021	<0.0011	<0.0021	113	248	37.9	398.9	-
Screened S/P 3	N/A	10/16/07	10/17/07	Pad Soil	<0.0010	<0.0010	<0.0010	<0.0020	<0.0010	<0.0020	<16.3	181	25.6	206.6	-
S/P 2 Grid 1	N/A	10/17/07	10/18/07	Blended	<0.0012	0.0054	0.0393	0.0471	0.0093	0.1011	103	716	88	906.7	-
S/P 2 Grid 2	N/A	10/17/07	10/18/07	Blended	<0.0012	0.0018	0.0094	0.018	0.0022	0.0314	61.4	609	93	763.4	-
S/P 2 Grid 3	N/A	10/17/07	10/18/07	Blended	<0.0011	<0.0011	0.011	0.0128	0.0027	0.026	97	1080	137	1,314	-
S/P 2 Grid 4	N/A	10/17/07	10/18/07	Blended	<0.0011	0.0056	0.0395	0.0437	0.010	0.0991	232	1980	216	2,428	-
S/P 2 Grid 5	N/A	10/17/07	10/18/07	Blended	<0.0011	0.0129	0.0287	0.0672	0.0077	0.1165	194	1360	156	1,710	-
S/P 2 Grid 6	N/A	10/17/07	10/18/07	Blended	<0.0011	<0.0011	0.0083	0.0107	0.0028	0.0218	86.4	1110	162	1,358.4	-
S/P 2 Grid 7	N/A	10/17/07	10/18/07	Blended	<0.0011	<0.0011	0.0049	0.0066	<0.0011	0.0115	78.6	1130	149	1,357.6	-
S/P 2 Grid 8	N/A	10/17/07	10/18/07	Blended	<0.0011	<0.0011	0.0125	0.0140	0.0024	0.0289	106	1290	185	1,581	-
S/P 2 Grid 1	N/A	11/05/07	11/06/07	Blended	<0.0011	0.0042	0.0102	0.0240	0.0035	0.0419	87.8	857	149	1,093.8	-
S/P 2 Grid 2	N/A	11/05/07	11/06/07	Blended	<0.0011	0.0062	0.0145	0.0435	0.0061	0.0703	147	1330	236	1,713	-
S/P 2 Grid 3	N/A	11/05/07	11/06/07	Blended	<0.0011	0.0089	0.0189	0.0632	0.0079	0.0989	183	1330	217	1,730	-
S/P 2 Grid 4	N/A	11/05/07	11/06/07	Blended	<0.0011	0.0090	0.0219	0.0620	0.0090	0.1019	181	1470	249	1,900	-
S/P 2 Grid 5	N/A	11/05/07	11/06/07	Blended	0.0025	0.0104	0.0200	0.0675	0.0091	0.1095	152	1230	197	1,579	-

TABLE 3

STOCKPILE SOIL CHEMISTRY

PLAINS MARKETING, L.P.
FRISCO-SKELLY # 1
LEA COUNTY, NEW MEXICO
PLAINS SRS NO: 2004-00196
NMOCD Reference # 1R-0457

SAMPLE LOCATION	SAMPLE DEPTH	SAMPLE DATE	DATE ANALYZED	SOIL STATUS	METHOD: EPA SW 846-8021B, 5030					METHOD: 8015M				TOTAL TPH C ₆ -C ₃₅ (mg/Kg)	SM 4500 Cl-B Chloride (mg/Kg)
					BENZENE (mg/Kg)	TOLUENE (mg/Kg)	ETHYL- BENZENE (mg/Kg)	M.P.- XYLENES (mg/Kg)	0-XYLENE (mg/Kg)	TOTAL BTX (mg/Kg)	GRO C ₆ C ₁₂ (mg/Kg)	DRO C ₁₂ -C ₂₈ (mg/Kg)	ORO C ₂₈ -C ₃₅ (mg/Kg)		
S/P 2 Grid 6	N/A	11/05/07	11/06/07	Blended	<0.0011	0.0087	0.0201	0.0623	0.0077	0.0988	181	1450	239	1,870	-
Grid 1	N/A														
Grid 2	N/A	01/22/08	01/24/08	Blended	<0.0010	<0.0021	<0.0010	<0.0021	<0.0010	<0.0021	43.1	1340	184	1,567	-
Grid 3	N/A	01/22/08	01/24/08	Blended	<0.0010	<0.0021	<0.0010	<0.0021	<0.0010	<0.0021	46.6	1690	192	1,928.6	-
Grid 4	N/A	01/22/08	01/24/08	Blended	<0.0010	<0.0021	<0.0010	<0.0021	<0.0010	<0.0021	56.7	1610	208	1,874.7	-
Grid 5	N/A	01/22/08	01/24/08	Blended	<0.0010	<0.0021	0.0012	0.0022	<0.0010	0.0034	68.8	1900	201	2,169.8	-
Grid 6	N/A	01/22/08	01/24/08	Blended	<0.0011	<0.0021	<0.0011	<0.0021	<0.0011	<0.0021	64.9	1600	184	1,848.9	-
	N/A	01/22/08	01/24/08	Blended	<0.0010	<0.0021	<0.0010	<0.0021	<0.0010	<0.0021	71.3	1750	190	2,011.3	-
S/P Grid 1	N/A	04/11/08	04/22/08	Transported (LF)	<0.0010	<0.0020	<0.0010	<0.0020	<0.0010	<0.0020	20	1770	534	2,324	-
S/P Grid 2	N/A	04/11/08	04/22/08	Transported (LF)	<0.0010	<0.0020	<0.0010	<0.0020	<0.0010	<0.0020	18.6	1430	341	1,789.6	-
S/P Grid 3	N/A	04/11/08	04/22/08	Transported (LF)	<0.0010	<0.0020	<0.0010	<0.0020	<0.0010	<0.0020	23.1	1710	453	2,186.1	-
S/P Grid 4	N/A	04/11/08	04/17/08	Transported (LF)	<0.0010	0.0021	0.0012	0.0036	<0.0010	0.0069	22.8	1600	398	2,020.8	-
S/P Grid 5	N/A	04/11/08	04/17/08	Transported (LF)	<0.0010	<0.0020	0.0012	0.0035	<0.0010	0.0047	22.1	1890	465	2,377.1	-
S/P Grid 6	N/A	04/11/08	04/17/08	Transported (LF)	<0.0010	<0.0020	<0.0010	0.0025	<0.0010	0.0025	27.9	2130	540	2,697.9	-
Davis Backfill	N/A	05/05/08	05/06/08	Backfill	-	-	-	-	-	-	1.49	<50	-	1.49	<100
Top Soil - 1	N/A	05/27/08	05/28/08	Backfill	0.0013	0.0032	0.002	0.0045	0.002	0.0045	<15.6	51.5	29.3	80.8	139
NMOCD CRITERIA					10	TOTAL BTX 50								500	250

TABLE 4

GROUNDWATER ELEVATION DATA

PLAINS MARKETING, L.P.
 FRISCO-SKELLY # 1
 LEA COUNTY, NEW MEXICO
 PLAINS SRS NO: 2004-00196
 NMOCD REFERENCE NO: 1R-0457

WELL NUMBER	DATE MEASURED	CASING WELL ELEVATION	DEPTH TO PRODUCT	DEPTH TO WATER	PSH THICKNESS	CORRECTED GROUNDWATER ELEVATION
MW - 1	04/20/06	3,823.92	-	89.36	0.00	3,734.56
	09/18/06	3,823.92	-	90.03	0.00	3,733.89
	12/26/06	3,823.92	-	90.14	0.00	3,733.78
	03/15/07	3,823.92	-	90.52	0.00	3,733.40
	05/30/07	3,823.92	-	90.79	0.00	3,733.13
	09/24/07	3,823.92	-	91.26	0.00	3,732.66
	11/29/07	3,823.92	-	91.49	0.00	3,732.43
	03/11/08	3,823.92	-	91.75	0.00	3,732.17
MW - 2	04/20/06	3,823.96	-	89.20	0.00	3,734.76
	09/18/06	3,823.96	-	89.90	0.00	3,734.06
	12/26/06	3,823.96	-	90.13	0.00	3,733.83
	03/15/07	3,823.96	-	90.55	0.00	3,733.41
	05/30/07	3,823.96	-	90.78	0.00	3,733.18
	09/24/07	3,823.96	-	91.26	0.00	3,732.70
	11/29/07	3,823.96	-	91.51	0.00	3,732.45
	03/11/08	3,823.96	-	91.77	0.00	3,732.19
MW - 3	04/20/06	3,823.30	-	88.63	0.00	3,734.67
	09/18/06	3,823.30	-	89.35	0.00	3,733.95
	12/26/06	3,823.30	-	89.58	0.00	3,733.72
	03/15/07	3,823.30	-	89.99	0.00	3,733.31
	05/30/07	3,823.30	-	90.24	0.00	3,733.06
	09/24/07	3,823.30	-	90.72	0.00	3,732.58
	11/29/07	3,823.30	-	91.00	0.00	3,732.30
	03/11/08	3,823.30	-	91.24	0.00	3,732.06

TABLE 5

GROUNDWATER CHEMISTRY

PLAINS MARKETING, L.P.
 FRISCO SKELLY #1
 LEA COUNTY, NEW MEXICO
 PLAINS SRS NO. 2004-00196
 NMOCD REFERENCE NO: 1R-0457

SAMPLE LOCATION	SAMPLE DATE	DATE ANALYZED	METHODS: EPA SW 846-8021B, 5030					EPA 300
			BENZENE (mg/L)	TOLUENE (mg/L)	ETHYL-BENZENE (mg/L)	M,P-XYLENES (mg/L)	O-XYLENES (mg/L)	CHLORIDES (mg/L)
MW-1	04/20/06	04/27/06	<0.005	<0.005	<0.005	<0.005	<0.005	-
	09/18/06	09/27/06	<0.001	<0.001	<0.001	<0.001	<0.001	-
	12/26/06	12/31/06	<0.001	<0.001	<0.001	<0.001	<0.001	-
	03/15/07	03/27/07	<0.001	<0.001	<0.001	<0.001	<0.001	-
	05/30/07	06/09/07	<0.001	0.00648	<0.001	<0.001	<0.001	-
	09/24/07	10/01/07	<0.001	<0.001	<0.001	<0.002	<0.001	-
	11/29/07	12/06/07	<0.001	<0.002	<0.001	<0.002	<0.001	-
	03/11/08	03/17/08	<0.001	<0.002	<0.001	<0.002	<0.001	82.1
MW-2	04/20/06	04/27/06	<0.001	<0.001	<0.001	<0.001	<0.001	-
	09/18/06	09/27/06	<0.001	<0.001	<0.001	<0.001	<0.001	-
	12/26/06	12/31/06	<0.001	<0.001	<0.001	<0.001	<0.001	-
	03/15/07	03/27/07	<0.001	<0.001	<0.001	<0.001	<0.001	-
	05/30/07	06/09/07	<0.001	0.00616	<0.001	<0.001	<0.001	-
	09/24/07	10/01/07	<0.001	<0.001	<0.001	<0.002	<0.001	-
	11/29/07	12/06/07	0.0033	<0.002	<0.001	<0.002	<0.001	-
	03/11/08	03/18/08	<0.001	<0.002	<0.001	<0.002	<0.001	49.8
MW-3	04/20/06	04/27/06	<0.001	<0.001	<0.001	<0.001	<0.001	-
	09/18/06	09/27/06	<0.001	<0.001	<0.001	<0.001	<0.001	-
	12/26/06	12/31/06	<0.001	<0.001	<0.001	<0.001	<0.001	-
	03/15/07	03/27/07	<0.001	<0.001	<0.001	<0.001	<0.001	-
	05/30/07	06/09/07	<0.001	0.00161	<0.001	<0.001	<0.001	-
	09/24/07	10/01/07	<0.001	<0.001	<0.001	<0.002	<0.001	-
	11/29/07	12/06/07	0.0012	<0.002	<0.001	<0.002	<0.001	-
	03/11/08	03/18/08	<0.001	<0.002	<0.001	<0.002	<0.001	52.6
NMOCD CRITERIA			0.01	0.75	0.75	TOTAL XYLENES 0.62		250

Appendices

Appendix A

New Mexico Office of the State Engineer

Water Well Database Report

New Mexico Office of the State Engineer
Well Reports and Downloads

Township:	<input type="text" value="16S"/>	Range:	<input type="text" value="36E"/>	Sections:	<input type="text" value="36"/>		
NAD27 X:	<input type="text"/>	Y:	<input type="text"/>	Zone:	<input type="text"/>	Search Radius:	<input type="text"/>
County:	<input type="text"/>	Basin:	<input type="text"/>	Number:	<input type="text"/>	Suffix:	<input type="text"/>
Owner Name: (First)		<input type="text"/>	(Last)	<input type="text"/>	<input type="radio"/> Non-Domestic <input type="radio"/>		
		Domestic		<input checked="" type="radio"/> All			
<input type="button" value="Well / Surface Data Report"/>		<input type="button" value="Avg Depth to Water Report"/>		<input type="button" value="Water Column Report"/>			
<input type="button" value="Clear Form"/>		<input type="button" value="WATERS Menu"/>		<input type="button" value="Help"/>			

AVERAGE DEPTH OF WATER REPORT 12/17/2004

Bsn	Tws	Rng	Sec	Zone	X	Y	Wells	(Depth Water in Feet)		
								Min	Max	Avg
L	16S	36E	36				6	40	257	116

Record Count: 6

New Mexico Office of the State Engineer
POD Reports and Downloads

Township:	<input type="text" value="16S"/>	Range:	<input type="text" value="36E"/>	Sections:	<input type="text" value="36"/>		
NAD27 X:	<input type="text"/>	Y:	<input type="text"/>	Zone:	<input type="text"/>	Search Radius:	<input type="text"/>
County:	<input type="text"/>	Basin:	<input type="text"/>	Number:	<input type="text"/>	Suffix:	<input type="text"/>
Owner Name: (First)		<input type="text"/>	(Last)		<input type="text"/>	<input type="radio"/> Non-Domestic <input type="radio"/>	
		Domestic		<input checked="" type="radio"/> All			
<input type="button" value="POD / Surface Data Report"/>		<input type="button" value="Avg Depth to Water Report"/>		<input type="button" value="Water Column Report"/>			
<input type="button" value="Clear Form"/>		<input type="button" value="WATERS Menu"/>		<input type="button" value="Help"/>			

AVERAGE DEPTH OF WATER REPORT 02/16/2006

Bsn	Tws	Rng	Sec	Zone	X	Y	Wells	(Depth Water in Feet)		
								Min	Max	Avg
L	16S	36E	36				6	40	88	60

Record Count: 6

Appendix B

Soil Boring and Monitor Well Logs


Plains Marketing, L. P.
Frisco-Skelly # 1
Soil Boring 1
Unit P (SE/SE) S36, T16S, R36E
Lea County, NM
EMS: 2004-00196

Installed: 01 Nov 04, Basin
Environmental Services, LLC

TD: 40 feet bgs

Soil Boring plugged with 7 bags
of Bentonite

☐ Samples selected for analysis

Depth	Soil Column	PID Reading	Petroleum Odor	Petroleum Stain	Soil Description
Excavation Floor 15 feet bgs					
5		1218 ppm	Moderate	None	Sand (SP) Tan, Very Fine Grained, Well Sorted, Dry, Imbedded w/caliche nodules
10		923 ppm	Moderate	None	Sand (SP) Red-Brown, Very Fine Grained, Well Sorted, Dry, Imbedded w/sandstone nodules
15		616 ppm	Moderate	None	Sand (SP) Red-Brown, Very Fine Grained, Well Sorted, Dry, Imbedded w/sandstone nodules
20		626 ppm	Moderate	None	Sand (SP) Tan-Brown, Very Fine Grained, Well Sorted, Dry (Sugar Sand)
25		519 ppm	Slight	None	
30		28.2 ppm	Slight	None	
35		10.3 ppm	None	None	
40 TD		7.1 ppm	None	None	

TITLE	DESCRIPTION
Frisco-Skelly # 1 Appendix C	Soil Boring 1
DRAWN BY KAD	DATE 15 Nov 04

Depth	Soil Column	PID Reading	Petroleum Odor	Petroleum Stain	Soil Description	Plains Marketing, L. P. Frisco-Skelly # 1 Lea County, New Mexico SE/SE S36, T16S, R36E EMS: 2004-00196
Excavation Floor 20 feet bgs						
5		107 ppm	Slight	None	Sand stone layer (0 - 12 feet), Dry	
10		1022 ppm	Moderate	None		Soil Boring Completion Data TD: 25 Feet bgs Installed 31 Mar 06, Basin Environmental Service Technologies <input type="checkbox"/> Samples selected for analysis
15		0.1 ppm	None	None	Caliche layer (12 - 16 feet), Dry	5 bags of hydrated Bentonite Plug Surface to 25' bgs
20		0.1 ppm	None	None	Sand (SP) White-Brown, Very Fine Grained, Well Sorted, Dry	
25 TD		0.1 ppm	None	None		

TITLE	DESCRIPTION
Appendix C Plains Marketing, L. P. Frisco-Skelly # 1	Soil Boring 2
DRAWN BY KAD	DATE 08 May 06

Plains Marketing, L. P.
Frisco-Skelly # 1
Lea County, New Mexico
SE/SE S36, T16S, R36E
EMS: 2004-00196

Soil Boring Completion Data
 TD: 25 Feet bgs
 Installed 31 Mar 06, Basin
 Environmental Service
 Technologies

☐ Samples selected for
analysis

Depth	Soil Column	PID Reading	Petroleum Odor	Petroleum Stain	Soil Description	
5		977 ppm	Heavy	None	Sand stone layer (0 - 12 feet), Dry	
10		21.8 ppm	Moderate	None		
15		0.1 ppm	None	None		5 bags of hydrated Bentonite Plug Surface to 25' bgs
20		0.1 ppm	None	None	Sand (SP) White-Brown, Very Fine Grained, Well Sorted, Dry	
25 TD		0.1 ppm	None	None		

TITLE
Appendix C
Plains Marketing, L. P.
Frisco-Skelly # 1

DRAWN BY
KAD

DESCRIPTION
Soil Boring 3

DATE
06 May 06


Plains Marketing, L. P.
Frisco-Skelly # 1
Lea County, New Mexico
SE/SE S36, T16S, R36E
EMS: 2004-00196

Soil Boring Completion Data

TD: 25 Feet bgs

Installed 30 Mar 06, Basin
Environmental Service
Technologies

☐ Samples selected for analysis

Depth	Soil Column	PID Reading	Petroleum Odor	Petroleum Stain	Soil Description	
Excavation Floor 18 feet bgs						
5		529 ppm	None	None	Sand stone layer (0 - 8 feet), Dry	
10		1141 ppm	None	None	Sand (SP) White-Brown, Very Fine Grained, Well Sorted, Imbedded w/Sand stone Nodules, Dry	
15		0.2 ppm	None	None	Sand stone layer (12 - 14.5 feet), Dry	
20		0.1 ppm	None	None	Sand (SP) White-Brown, Very Fine Grained, Well Sorted, Imbedded w/Sand stone Nodules, Dry	5 bags of hydrated Bentonite Plug Surface to 25' bgs
25 TD		0.1 ppm	None	None	Sand (SP) Brown, Very Fine Grained, Well Sorted, Dry	

TITLE
Appendix C
Plains Marketing, L. P.
Frisco-Skelly # 1

DRAWN BY
KAD

DESCRIPTION
Soil Boring 4

DATE
06 May 06

Depth	Soil Column	PID Reading	Petroleum Odor	Petroleum Stain	Soil Description	Plains Marketing, L. P. Frisco-Skelly # 1 Lea County, New Mexico SE/SE S36, T16S, R36E EMS: 2004-00196
Excavation Floor 20 feet bgs		49.8 ppm	Slight	None	Sand stone layer (0 - 12 feet), Dry	Soil Boring Completion Data TD: 25 Feet bgs Installed 31 Mar 06, Basin Environmental Service Technologies <input type="checkbox"/> Samples selected for analysis
5						
10		329 ppm	Slight	None	Caliche layer (12 - 14 feet), Dry	
15		0.1 ppm	None	None	Sand (SP) White-Brown, Very Fine Grained, Well Sorted, Dry	
20		0.1 ppm	None	None		
25 TD		0.1 ppm	None	None		5 bags of hydrated Bentonite Plug Surface to 25' bgs

TITLE Appendix C Plains Marketing, L. P. Frisco-Skelly # 1	DESCRIPTION Soil Boring 5
DRAWN BY KAD	DATE 06 May 06

**Plains Marketing, L. P.
Frisco-Skelly # 1
Lea County, New Mexico
SE/SE S36, T16S, R36E
EMS: 2004-00196**

Soil Boring Completion Data

TD: 30 Feet bgs

Installed 03 Apr 06, Basin
Environmental Service
Technologies

Samples selected for analysis

5 bags of hydrated
Bentonite Plug
Surface to 30' bgs

Depth Bench Floor 10 feet bgs	Soil Column	PID Reading	Petroleum Odor	Petroleum Stain	Soil Description
5		0.1 ppm	None	None	Caliche layer (0 - 5 feet), Dry
10		0.1 ppm	None	None	Sand stone layer (5 - 11 feet), Dry
15		0.1 ppm	None	None	Caliche layer (11 - 13 feet), Dry
20		0.1 ppm	None	None	Sand (SP) White-Brown, Very Fine Grained, Well Sorted, Dry
25		0.1 ppm	None	None	
30 TD		0.1 ppm	None	None	

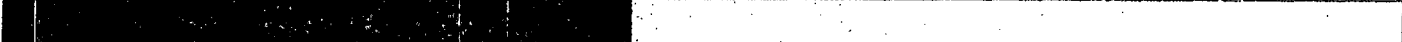
Depth	Soil Column	PID Reading	Petroleum Odor	Petroleum Stain	Soil Description
Bench Floor 10 feet bgs					
5		0.1 ppm	None	None	Caliche layer (0 - 5 feet), Dry
10		0.1 ppm	None	None	Sand stone layer (5 - 11 feet), Dry
15		0.1 ppm	None	None	Sand (SP) Red-Brown, Very Fine Grained, Well Sorted, Dry
20		0.1 ppm	None	None	
25		0.1 ppm	None	None	
30 TD		0.1 ppm	None	None	

Plains Marketing, L. P.
Frisco-Skelly # 1
Lea County, New Mexico
SE/SE S36, T16S, R36E
EMS: 2004-00196

Soil Boring Completion Data
 TD: 30 Feet bgs
 Installed 03 Apr 06: Basin Environmental Service Technologies
☐ Samples selected for analysis

5 bags of hydrated Bentonite Plug Surface to 30' bgs

TITLE Appendix C Plains Marketing, L. P. Frisco-Skelly # 1	DESCRIPTION Soil Boring 7
DRAWN BY KAD	DATE 06 May 06


Depth Bench Floor 10 feet bgs	Soil Column	PID Reading	Petroleum Odor	Petroleum Stain	Soil Description	Plains Marketing, L. P. Frisco-Skelly # 1 Lea County, New Mexico SE/SE S36, T16S, R36E EMS: 2004-00196
5		0.1 ppm	None	None	Sand stone layer (0 - 14 feet), Dry	Soil Boring Completion Data TD: 30 Feet bgs Installed 03 Apr 06, Basin Environmental Service Technologies <input type="checkbox"/> Samples selected for analysis
10		0.1 ppm	None	None		
15		0.1 ppm	None	None	Sand (SP) White-Brown, Very Fine Grained, Well Sorted, Dry	
20		0.1 ppm	None	None		
25		0.1 ppm	None	None		
30 TD		0.1 ppm	None	None		5 bags of hydrated Bentonite Plug Surface to 30' bgs

TITLE Appendix C Plains Marketing, L. P. Frisco-Skelly # 1	DESCRIPTION Soil Boring 8
DRAWN BY KAD	DATE 06 May 06

Plains Marketing, L. P.
 Frisco-Skelly # 1
 Lea County, New Mexico
 SE/SE S36, T16S, R36E
 EMS: 2004-00196

Soil Boring Completion Data
 TD: 30 Feet bgs
 Installed 03 Apr 06, Basin
 Environmental Service
 Technologies
☐ Samples selected for
 analysis

5 bags of hydrated
 Bentonite Plug
 Surface to 30' bgs

Depth Bench Floor 10 feet bgs	Soil Column	PID Reading	Petroleum Odor	Petroleum Stain	Soil Description
5		0.1 ppm	None	None	Caliche layer (0 - 5 feet), Dry
10		0.1 ppm	None	None	Sand stone layer (5 - 9 feet), Dry
15		0.1 ppm	None	None	Sand (SP) White-Brown, Very Fine Grained, Well Sorted, Dry
20		0.1 ppm	None	None	Sand (SP) Red-Brown, Very Fine Grained, Well Sorted, Dry
25		0.1 ppm	None	None	
30 TD		0.1 ppm	None	None	

TITLE	DESCRIPTION
Appendix C Plains Marketing, L. P. Frisco-Skelly # 1	Soil Boring 9
DRAWN BY	DATE
KAD	08 May 08

Plains Marketing, L. P.
Frisco-Skelly # 1
Lea County, New Mexico
SE/SE S36, T16S, R36E
EMS: 2004-00196

Soil Boring Completion Data
 TD: 40 Feet bgs
 Installed 04 Apr 06, Basin
 Environmental Service
 Technologies
☐ Samples selected for
 analysis

Depth Bench Floor 6 feet bgs	Soil Column	PID Reading	Petroleum Odor	Petroleum Stain	Soil Description	
5		0.1 ppm	None	None	Sand (SP) Red-Brown, Very Fine Grained, Well Sorted, Dry	
10		0.1 ppm	None	None	Sand stone layer (8 - 16 feet), Dry	
15		0.1 ppm	None	None		
20		0.1 ppm	None	None	Caliche layer (16 - 22 feet), Dry	7 bags of hydrated Bentonite Plug Surface to 40' bgs
25		0.1 ppm	None	None	Sand (SP) Red-Brown, Very Fine Grained, Well Sorted, Dry	
30		0.1 ppm	None	None		
35		0.1 ppm	None	None		
40 TD		0.1 ppm	None	None		

TITLE
 Appendix C
 Plains Marketing, L. P.
 Frisco-Skelly # 1

DESCRIPTION
 Soil Boring 10

DRAWN BY
 KAD

DATE
 06 May 06

Depth Bench Floor 6 feet bgs	Soil Column	PID Reading	Petroleum Odor	Petroleum Stain	Soil Description	Plains Marketing, L. P. Frisco-Skelly # 1 Lea County, New Mexico SE/SE S36, T16S, R36E EMS: 2004-00196
5		0.1 ppm	None	None	Sand (SP) Red-Brown, Very Fine Grained, Well Sorted, Dry	
10		0.1 ppm	None	None	Caliche layer (7 - 9 feet), Dry	
15		1160 ppm	Moderate	None	Sand stone layer (9 - 16 feet), Dry	
20		1066 ppm	Slight	None	Sand (SP) Red-Brown, Very Fine Grained, Well Sorted, Dry	
25		0.1 ppm	None	None		
30		0.1 ppm	None	None		
35		0.1 ppm	None	None		
40 TD		0.1 ppm	None	None		

TD: 40 Feet bgs
 Installed 04 Apr 06, Basin
 Environmental Service
 Technologies

☐ Samples selected for analysis

7 bags of hydrated
 Bentonite Plug
 Surface to 40' bgs


TITLE Appendix C Plains Marketing, L. P. Frisco-Skelly # 1	DESCRIPTION Soil Boring 11
DRAWN BY KAD	DATE 06 May 08

Soil Column				Plains Marketing, L. P. Frisco-Skelly # 1 Lea County, New Mexico SE/SE S36, T16S, R36E EMS: 2004-00196		
Depth	PID Reading	Petroleum Odor	Petroleum Stain	Soil Description	Samples selected for analysis	
5	0.1 ppm	None	None	Sand (SM) Dark-Brown, Very Fine Grained, Well Sorted, Loose Clay, Dry	<input type="checkbox"/>	
10	0.1 ppm	None	None	Sand stone layer (4 - 12 feet), Dry	<input type="checkbox"/>	
15	0.1 ppm	None	None	Caliche layer (7 - 9 feet), Dry	<input type="checkbox"/>	
20	0.1 ppm	None	None	Sand stone layer (14 - 24 feet), Dry	<input type="checkbox"/>	
25	0.1 ppm	None	None	Sand (SP) Red-Brown, Very Fine Grained, Well Sorted, Dry	<input type="checkbox"/>	
30	0.1 ppm	None	None		<input type="checkbox"/>	
35	0.1 ppm	None	None		<input type="checkbox"/>	
40	0.1 ppm	None	None		<input type="checkbox"/>	
45	0.1 ppm	None	None		<input type="checkbox"/>	
50	0.1 ppm	None	None		<input type="checkbox"/>	
55	0.1 ppm	None	None		<input type="checkbox"/>	
60	0.1 ppm	None	None		<input type="checkbox"/>	
65	0.1 ppm	None	None		<input type="checkbox"/>	
70	0.1 ppm	None	None		<input type="checkbox"/>	
75	0.1 ppm	None	None		<input type="checkbox"/>	

TITLE	DESCRIPTION
Appendix C Plains Marketing, L. P. Frisco-Skelly # 1	Monitor Well 1 (Page 1 of 2)
DRAWN BY KAD	DATE 06 May 06

Depth	Soil Column	PID Reading	Petroleum Odor	Petroleum Stain	Soil Description	Plains Marketing, L. P. Frisco-Skelly # 1 Lea County, New Mexico SE/SE S36, T16S, R36E EMS: 2004-00196
80	<div style="border: 1px solid black; height: 100px; width: 100%;"></div>	0.1 ppm	None	None	Sand (SP) Red-Brown, Very Fine Grained, Well Sorted, Dry	Monitoring Well 1 Completion Data Installed 04 Apr 06, Basin Environmental Service Technologies <input type="checkbox"/> Samples selected for analysis <input checked="" type="checkbox"/> Groundwater depth TD: 110 Feet bgs 30 feet, 2" 010 PVC Screen 80 feet, 2" PVC Riser 60 Feet, Depth to Sand Pack 60 Feet to Surface, Hydrated Bentonite Seal 2 by 2 Feet concrete surface pad installed with a 4' by 60" metal locking square riser
85		0.1 ppm	None	None		
90		0.1 ppm	None	None		
95						
97 Feet bgs 100						
105						
110 TD						

TITLE	Appendix C Plains Marketing, L. P. Frisco-Skelly # 1	DESCRIPTION
DRAWN BY	KAD	Monitor Well 1 (Page 2 of 2)
DATE	06 May 06	

Depth	Soil Column	PID Reading	Petroleum Odor	Petroleum Stain	Soil Description	Plains Marketing, L. P. Frisco-Skelly # 1 Lea County, New Mexico SE/SE S36, T16S, R36E EMS: 2004-00196
5		0.1 ppm	None	None	Caliche layer (0 - 15 feet), Dry	<input type="checkbox"/> Samples selected for analysis
10		0.1 ppm	None	None		
15		0.1 ppm	None	None	Sand (SP) White-Brown, Very Fine Grained, Well Sorted, Dry	
20		0.1 ppm	None	None		
25		0.1 ppm	None	None		
30		0.1 ppm	None	None		
35		0.1 ppm	None	None	Sand stone layer (32 - 38 feet), Dry	
40		0.1 ppm	None	None	Sand (SM) Red-Brown, Very Fine Grained, Well Sorted, Dry	
45		0.1 ppm	None	None		
50		0.1 ppm	None	None		
55		0.1 ppm	None	None		
60		0.1 ppm	None	None		
65		0.1 ppm	None	None		
70		0.1 ppm	None	None	Caliche layer (71 - 73 feet), Dry	
75		0.1 ppm	None	None		

TITLE	Appendix C Plains Marketing, L. P. Frisco-Skelly # 1	DESCRIPTION
DRAWN BY	KAD	Monitor Well 2 (Page 1 of 2)
DATE	08 May 06	

Depth	Soil Column	PID Reading	Petroleum Odor	Petroleum Stain	Soil Description
80		0.1 ppm	None	None	Sand (SP) Red-Brown, Very Fine Grained, Well Sorted, Dry
85		0.1 ppm	None	None	
90		0.1 ppm	None	None	
95					
97 Feet bgs					
100					
105					
110 TD					

Plains Marketing, L. P.
Frisco-Skelly # 1
Lea County, New Mexico
SE/SE S36, T16S, R36E
EMS: 2004-00196

Monitoring Well 2 Completion Data
 Installed 06 Apr 06, Basin
 Environmental Service
 Technologies

☐ Samples selected for analysis

☒ Groundwater depth

TD: 110 Feet bgs

30 feet, 2" 010 PVC Screen

80 feet, 2" PVC Riser

68 Feet, Depth to Sand Pack

68 Feet to Surface, Hydrated Bentonite Seal

2 by 2 Feet concrete surface pad installed with a 4' by 60" metal locking square riser

TITLE	DESCRIPTION
Appendix C Plains Marketing, L. P. Frisco-Skelly # 1	Monitor Well 2 (Page 2 of 2)
DRAWN BY KAD	DATE 08 May 08

Depth	Soil Column	PID Reading	Petroleum Odor	Petroleum Stain	Soil Description
5		0.1 ppm	None	None	Caliche layer (0 - 9 feet), Dry
10		0.1 ppm	None	None	Sand stone layer (9 - 37 feet), Dry
15		0.1 ppm	None	None	
20		0.1 ppm	None	None	
25		0.1 ppm	None	None	
30		0.1 ppm	None	None	
35		0.1 ppm	None	None	
40		0.1 ppm	None	None	Sand (SM) Red-Brown, Very Fine Grained, Well Sorted, Dry
45		0.1 ppm	None	None	
50		0.1 ppm	None	None	
55		0.1 ppm	None	None	
60		0.1 ppm	None	None	
65		0.1 ppm	None	None	
70		0.1 ppm	None	None	
75		0.1 ppm	None	None	


Plains Marketing, L. P.
 Frisco-Skelly # 1
 Lea County, New Mexico
 SE/SE S36, T16S, R36E
 EMS: 2004-00196

☐ Samples selected for analysis

TITLE Appendix C Plains Marketing, L. P. Frisco-Skelly # 1	DESCRIPTION Monitor Well 3 (Page 1 of 2)
DRAWN BY KAD	DATE 06 May 06

Appendix C

Soil Laboratory Analytical Reports



12600 West I-20 East - Odessa, Texas 79765

Analytical Report

Prepared for:

Ken Dutton

Basin Environmental Services

P.O. Box 301

Lovington, NM 88260

Project: Friscoe Skelly #1

Project Number: EMS: 2004-00196

Location: Lea County, NM

Lab Order Number: 4K12006

Report Date: 11/22/04

Basin Environmental Services
P.O. Box 301
Lovington NM, 88260

Project: Friscoe Skelly #1
Project Number: EMS: 2004-00196
Project Manager: Ken Dutton

Fax: (505) 396-1429

Reported:
11/22/04 08:02

ANALYTICAL REPORT FOR SAMPLES

Sample ID	Laboratory ID	Matrix	Date Sampled	Date Received
South Wall @ 12'	4K12006-01	Soil	11/11/04 15:45	11/12/04 12:45
North Wall @ 15.5'	4K12006-02	Soil	11/11/04 15:45	11/12/04 12:45
East Wall @ 12'	4K12006-03	Soil	11/11/04 15:45	11/12/04 12:45
West Wall @ 12'	4K12006-04	Soil	11/11/04 15:45	11/12/04 12:45

Basin Environmental Services
P.O. Box 301
Lovington NM, 88260

Project: Friscoe Skelly #1
Project Number: EMS: 2004-00196
Project Manager: Ken Dutton

Fax: (505) 396-1429

Reported:
11/22/04 08:02

Organics by GC
Environmental Lab of Texas

Analyte	Result	Reporting Limit	Units	Dilution	Batch	Prepared	Analyzed	Method	Notes
South Wall @ 12' (4K12006-01) Soil									
Benzene	ND	0.0250	mg/kg dry	25	EK41813	11/12/04	11/15/04	EPA 8021B	
Toluene	ND	0.0250	"	"	"	"	"	"	
Ethylbenzene	ND	0.0250	"	"	"	"	"	"	
Xylene (p/m)	ND	0.0250	"	"	"	"	"	"	
Xylene (o)	ND	0.0250	"	"	"	"	"	"	
Surrogate: a,a,a-Trifluorotoluene		86.9 %	80-120		"	"	"	"	
Surrogate: 4-Bromofluorobenzene		106 %	80-120		"	"	"	"	
Gasoline Range Organics C6-C12	ND	10.0	mg/kg dry	1	EK41204	11/12/04	11/12/04	EPA 8015M	
Diesel Range Organics >C12-C35	ND	10.0	"	"	"	"	"	"	
Total Hydrocarbon C6-C35	ND	10.0	"	"	"	"	"	"	
Surrogate: 1-Chlorooctane		108 %	70-130		"	"	"	"	
Surrogate: 1-Chlorooctadecane		124 %	70-130		"	"	"	"	
North Wall @ 15.5' (4K12006-02) Soil									
Benzene	ND	0.0250	mg/kg dry	25	EK41813	11/12/04	11/18/04	EPA 8021B	
Toluene	ND	0.0250	"	"	"	"	"	"	
Ethylbenzene	ND	0.0250	"	"	"	"	"	"	
Xylene (p/m)	ND	0.0250	"	"	"	"	"	"	
Xylene (o)	ND	0.0250	"	"	"	"	"	"	
Surrogate: a,a,a-Trifluorotoluene		91.0 %	80-120		"	"	"	"	
Surrogate: 4-Bromofluorobenzene		91.6 %	80-120		"	"	"	"	
Gasoline Range Organics C6-C12	ND	10.0	mg/kg dry	1	EK41204	11/12/04	11/12/04	EPA 8015M	
Diesel Range Organics >C12-C35	ND	10.0	"	"	"	"	"	"	
Total Hydrocarbon C6-C35	ND	10.0	"	"	"	"	"	"	
Surrogate: 1-Chlorooctane		111 %	70-130		"	"	"	"	
Surrogate: 1-Chlorooctadecane		129 %	70-130		"	"	"	"	
East Wall @ 12' (4K12006-03) Soil									
Benzene	ND	0.0250	mg/kg dry	25	EK41813	11/12/04	11/15/04	EPA 8021B	
Toluene	ND	0.0250	"	"	"	"	"	"	
Ethylbenzene	ND	0.0250	"	"	"	"	"	"	
Xylene (p/m)	ND	0.0250	"	"	"	"	"	"	
Xylene (o)	ND	0.0250	"	"	"	"	"	"	
Surrogate: a,a,a-Trifluorotoluene		94.8 %	80-120		"	"	"	"	
Surrogate: 4-Bromofluorobenzene		106 %	80-120		"	"	"	"	
Gasoline Range Organics C6-C12	16.5	10.0	mg/kg dry	1	EK41204	11/12/04	11/12/04	EPA 8015M	
Diesel Range Organics >C12-C35	72.7	10.0	"	"	"	"	"	"	
Total Hydrocarbon C6-C35	89.2	10.0	"	"	"	"	"	"	

Environmental Lab of Texas

The results in this report apply to the samples analyzed in accordance with the samples received in the laboratory. This analytical report must be reproduced in its entirety, with written approval of Environmental Lab of Texas.

Page 2 of 11

Basin Environmental Services
P.O. Box 301
Lovington NM, 88260

Project: Friscoe Skelly #1
Project Number: EMS: 2004-00196
Project Manager: Ken Dutton

Fax: (505) 396-1429

Reported:
11/22/04 08:02

Organics by GC
Environmental Lab of Texas

Analyte	Result	Reporting Limit	Units	Dilution	Batch	Prepared	Analyzed	Method	Notes
East Wall @ 12' (4K12006-03) Soil									
Surrogate: 1-Chlorooctane		102 %	70-130		EK41204	11/12/04	11/12/04	EPA 8015M	
Surrogate: 1-Chlorooctadecane		117 %	70-130		"	"	"	"	
West Wall @ 12' (4K12006-04) Soil									
Benzene	ND	0.0250	mg/kg dry	25	EK41813	11/12/04	11/15/04	EPA 8021B	
Toluene	ND	0.0250	"	"	"	"	"	"	
Ethylbenzene	ND	0.0250	"	"	"	"	"	"	
Xylene (p/m)	ND	0.0250	"	"	"	"	"	"	
Xylene (o)	ND	0.0250	"	"	"	"	"	"	
Surrogate: a,a,a-Trifluorotoluene		92.6 %	80-120		"	"	"	"	
Surrogate: 4-Bromofluorobenzene		103 %	80-120		"	"	"	"	
Gasoline Range Organics C6-C12	ND	10.0	mg/kg dry	1	EK41507	11/12/04	11/12/04	EPA 8015M	
Diesel Range Organics >C12-C35	55.1	10.0	"	"	"	"	"	"	
Total Hydrocarbon C6-C35	55.1	10.0	"	"	"	"	"	"	
Surrogate: 1-Chlorooctane		89.6 %	70-130		"	"	"	"	
Surrogate: 1-Chlorooctadecane		99.2 %	70-130		"	"	"	"	

Environmental Lab of Texas

The results in this report apply to the samples analyzed in accordance with the samples received in the laboratory. This analytical report must be reproduced in its entirety, with written approval of Environmental Lab of Texas.

Page 3 of 11

Basin Environmental Services
P.O. Box 301
Lovington NM, 88260

Project: Friscoe Skelly #1
Project Number: EMS: 2004-00196
Project Manager: Ken Dutton

Fax: (505) 396-1429
Reported:
11/22/04 08:02

General Chemistry Parameters by EPA / Standard Methods
Environmental Lab of Texas

Analyte	Result	Reporting Limit	Units	Dilution	Batch	Prepared	Analyzed	Method	Notes
South Wall @ 12' (4K12006-01) Soil									
% Moisture	14.0		%	1	EK41504	11/12/04	11/15/04	% calculation	
North Wall @ 15.5' (4K12006-02) Soil									
% Moisture	15.0		%	1	EK41504	11/12/04	11/15/04	% calculation	
East Wall @ 12' (4K12006-03) Soil									
% Moisture	14.0		%	1	EK41504	11/12/04	11/15/04	% calculation	
West Wall @ 12' (4K12006-04) Soil									
% Moisture	15.0		%	1	EK41504	11/12/04	11/15/04	% calculation	

Environmental Lab of Texas

The results in this report apply to the samples analyzed in accordance with the samples received in the laboratory. This analytical report must be reproduced in its entirety, with written approval of Environmental Lab of Texas.

Page 4 of 11

Basin Environmental Services
P.O. Box 301
Lovington NM, 88260

Project: Friscoe Skelly #1
Project Number: EMS: 2004-00196
Project Manager: Ken Dutton

Fax: (505) 396-1429
Reported:
11/22/04 08:02

Organics by GC - Quality Control
Environmental Lab of Texas

Analyte	Result	Reporting Limit	Units	Spike Level	Source Result	%REC	%REC Limits	RPD	RPD Limit	Notes
---------	--------	--------------------	-------	----------------	------------------	------	----------------	-----	--------------	-------

Batch EK41204 - Solvent Extraction (GC)

Blank (EK41204-BLK1)

Prepared & Analyzed: 11/12/04

Gasoline Range Organics C6-C12	ND	10.0	mg/kg wet							
Diesel Range Organics >C12-C35	ND	10.0	"							
Total Hydrocarbon C6-C35	ND	10.0	"							
Surrogate: 1-Chlorooctane	43.2		mg/kg	50.0		86.4	70-130			
Surrogate: 1-Chlorooctadecane	49.4		"	50.0		98.8	70-130			

LCS (EK41204-BS1)

Prepared & Analyzed: 11/12/04

Gasoline Range Organics C6-C12	452	10.0	mg/kg wet	500		90.4	75-125			
Diesel Range Organics >C12-C35	518	10.0	"	500		104	75-125			
Total Hydrocarbon C6-C35	970	10.0	"	1000		97.0	75-125			
Surrogate: 1-Chlorooctane	51.2		mg/kg	50.0		102	70-130			
Surrogate: 1-Chlorooctadecane	50.8		"	50.0		102	70-130			

Calibration Check (EK41204-CCV1)

Prepared & Analyzed: 11/12/04

Gasoline Range Organics C6-C12	518		mg/kg	500		104	80-120			
Diesel Range Organics >C12-C35	571		"	500		114	80-120			
Total Hydrocarbon C6-C35	1090		"	1000		109	80-120			
Surrogate: 1-Chlorooctane	58.7		"	50.0		117	70-130			
Surrogate: 1-Chlorooctadecane	64.9		"	50.0		130	70-130			

Matrix Spike (EK41204-MS1)

Source: 4K11014-06

Prepared & Analyzed: 11/12/04

Gasoline Range Organics C6-C12	647	10.0	mg/kg dry	633	ND	102	75-125			
Diesel Range Organics >C12-C35	725	10.0	"	633	50.8	107	75-125			
Total Hydrocarbon C6-C35	1370	10.0	"	1270	50.8	104	75-125			
Surrogate: 1-Chlorooctane	54.0		mg/kg	50.0		108	70-130			
Surrogate: 1-Chlorooctadecane	55.3		"	50.0		111	70-130			

Matrix Spike Dup (EK41204-MSD1)

Source: 4K11014-06

Prepared & Analyzed: 11/12/04

Gasoline Range Organics C6-C12	666	10.0	mg/kg dry	633	ND	105	75-125	2.89	20	
Diesel Range Organics >C12-C35	734	10.0	"	633	50.8	108	75-125	1.23	20	
Total Hydrocarbon C6-C35	1400	10.0	"	1270	50.8	106	75-125	2.17	20	
Surrogate: 1-Chlorooctane	54.1		mg/kg	50.0		108	70-130			
Surrogate: 1-Chlorooctadecane	56.1		"	50.0		112	70-130			

Environmental Lab of Texas

The results in this report apply to the samples analyzed in accordance with the samples received in the laboratory. This analytical report must be reproduced in its entirety, with written approval of Environmental Lab of Texas.

Page 5 of 11

Basin Environmental Services
P.O. Box 301
Lovington NM, 88260

Project: Friscoe Skelly #1
Project Number: EMS: 2004-00196
Project Manager: Ken Dutton

Fax: (505) 396-1429

Reported:
11/22/04 08:02

Organics by GC - Quality Control
Environmental Lab of Texas

Analyte	Result	Reporting Limit	Units	Spike Level	Source Result	%REC Limits	RPD	RPD Limit	Notes
Batch EK41507 - Solvent Extraction (GC)									
Blank (EK41507-BLK1)									
Prepared & Analyzed: 11/15/04									
Gasoline Range Organics C6-C12	ND	10.0	mg/kg wet						
Diesel Range Organics >C12-C35	ND	10.0	"						
Total Hydrocarbon C6-C35	ND	10.0	"						
Surrogate: 1-Chlorooctane	35.3		mg/kg	50.0		70.6	70-130		
Surrogate: 1-Chlorooctadecane	40.2		"	50.0		80.4	70-130		
Blank (EK41507-BLK2)									
Prepared: 11/15/04 Analyzed: 11/16/04									
Gasoline Range Organics C6-C12	ND	10.0	mg/kg wet						
Diesel Range Organics >C12-C35	ND	10.0	"						
Total Hydrocarbon C6-C35	ND	10.0	"						
Surrogate: 1-Chlorooctane	35.7		mg/kg	50.0		71.4	70-130		
Surrogate: 1-Chlorooctadecane	40.8		"	50.0		81.6	70-130		
LCS (EK41507-BS1)									
Prepared & Analyzed: 11/15/04									
Gasoline Range Organics C6-C12	427	10.0	mg/kg wet	500		85.4	75-125		
Diesel Range Organics >C12-C35	592	10.0	"	500		118	75-125		
Total Hydrocarbon C6-C35	1020	10.0	"	1000		102	75-125		
Surrogate: 1-Chlorooctane	45.1		mg/kg	50.0		90.2	70-130		
Surrogate: 1-Chlorooctadecane	41.1		"	50.0		82.2	70-130		
LCS (EK41507-BS2)									
Prepared: 11/15/04 Analyzed: 11/16/04									
Gasoline Range Organics C6-C12	536	10.0	mg/kg wet	500		107	75-125		
Diesel Range Organics >C12-C35	624	10.0	"	500		125	75-125		
Total Hydrocarbon C6-C35	1160	10.0	"	1000		116	75-125		
Surrogate: 1-Chlorooctane	54.8		mg/kg	50.0		110	70-130		
Surrogate: 1-Chlorooctadecane	52.1		"	50.0		104	70-130		
LCS Dup (EK41507-BSD1)									
Prepared & Analyzed: 11/15/04									
Gasoline Range Organics C6-C12	445	10.0	mg/kg wet	500		89.0	75-125	4.13	20
Diesel Range Organics >C12-C35	553	10.0	"	500		111	75-125	6.81	20
Total Hydrocarbon C6-C35	998	10.0	"	1000		99.8	75-125	2.18	20
Surrogate: 1-Chlorooctane	44.6		mg/kg	50.0		89.2	70-130		
Surrogate: 1-Chlorooctadecane	40.5		"	50.0		81.0	70-130		

Environmental Lab of Texas

The results in this report apply to the samples analyzed in accordance with the samples received in the laboratory. This analytical report must be reproduced in its entirety, with written approval of Environmental Lab of Texas.

Page 6 of 11

Basin Environmental Services
P.O. Box 301
Lovington NM, 88260

Project: Friscoe Skelly #1
Project Number: EMS: 2004-00196
Project Manager: Ken Dutton

Fax: (505) 396-1429
Reported:
11/22/04 08:02

Organics by GC - Quality Control
Environmental Lab of Texas

Analyte	Result	Reporting Limit	Units	Spike Level	Source Result	%REC	%REC Limits	RPD	RPD Limit	Notes
---------	--------	--------------------	-------	----------------	------------------	------	----------------	-----	--------------	-------

Batch EK41507 - Solvent Extraction (GC)

LCS Dup (EK41507-BSD2)

Prepared: 11/15/04 Analyzed: 11/16/04

Gasoline Range Organics C6-C12	463	10.0	mg/kg wet	500		92.6	75-125	14.6	20	
Diesel Range Organics >C12-C35	621	10.0	"	500		124	75-125	0.482	20	
Total Hydrocarbon C6-C35	1080	10.0	"	1000		108	75-125	7.14	20	
Surrogate: 1-Chlorooctane	49.6		mg/kg	50.0		99.2	70-130			
Surrogate: 1-Chlorooctadecane	47.2		"	50.0		94.4	70-130			

Calibration Check (EK41507-CCV1)

Prepared & Analyzed: 11/15/04

Gasoline Range Organics C6-C12	433		mg/kg	500		86.6	80-120			
Diesel Range Organics >C12-C35	574		"	500		115	80-120			
Total Hydrocarbon C6-C35	1010		"	1000		101	80-120			
Surrogate: 1-Chlorooctane	42.0		"	50.0		84.0	70-130			
Surrogate: 1-Chlorooctadecane	46.5		"	50.0		93.0	70-130			

Calibration Check (EK41507-CCV2)

Prepared: 11/15/04 Analyzed: 11/16/04

Gasoline Range Organics C6-C12	465		mg/kg	500		93.0	80-120			
Diesel Range Organics >C12-C35	601		"	500		120	80-120			
Total Hydrocarbon C6-C35	1070		"	1000		107	80-120			
Surrogate: 1-Chlorooctane	53.8		"	50.0		108	70-130			
Surrogate: 1-Chlorooctadecane	53.9		"	50.0		108	70-130			

Matrix Spike (EK41507-MS1)

Source: 4K12029-01

Prepared: 11/15/04 Analyzed: 11/19/04

Gasoline Range Organics C6-C12	482	10.0	mg/kg dry	543	ND	88.8	75-125			
Diesel Range Organics >C12-C35	610	10.0	"	543	21.9	108	75-125			
Total Hydrocarbon C6-C35	1090	10.0	"	1090	21.9	98.0	75-125			
Surrogate: 1-Chlorooctane	50.9		mg/kg	50.0		102	70-130			
Surrogate: 1-Chlorooctadecane	48.7		"	50.0		97.4	70-130			

Matrix Spike (EK41507-MS2)

Source: 4K12029-08

Prepared: 11/15/04 Analyzed: 11/19/04

Gasoline Range Organics C6-C12	498	10.0	mg/kg dry	543	ND	91.7	75-125			
Diesel Range Organics >C12-C35	617	10.0	"	543	ND	114	75-125			
Total Hydrocarbon C6-C35	1120	10.0	"	1090	ND	103	75-125			
Surrogate: 1-Chlorooctane	51.9		mg/kg	50.0		104	70-130			
Surrogate: 1-Chlorooctadecane	50.1		"	50.0		100	70-130			

Environmental Lab of Texas

The results in this report apply to the samples analyzed in accordance with the samples received in the laboratory. This analytical report must be reproduced in its entirety, with written approval of Environmental Lab of Texas.

Page 7 of 11

Basin Environmental Services
P.O. Box 301
Lovington NM, 88260

Project: Friscoe Skelly #1
Project Number: EMS: 2004-00196
Project Manager: Ken Dutton

Fax: (505) 396-1429

Reported:
11/22/04 08:02

Organics by GC - Quality Control
Environmental Lab of Texas

Analyte	Result	Reporting Limit	Units	Spike Level	Source Result	%REC	%REC Limits	RPD	RPD Limit	Notes
---------	--------	--------------------	-------	----------------	------------------	------	----------------	-----	--------------	-------

Batch EK41507 - Solvent Extraction (GC)

Matrix Spike Dup (EK41507-MSD1)

Source: 4K12029-01

Prepared: 11/15/04 Analyzed: 11/19/04

Gasoline Range Organics C6-C12	468	10.0	mg/kg dry	543	ND	86.2	75-125	2.95	20	
Diesel Range Organics >C12-C35	594	10.0	"	543	21.9	105	75-125	2.66	20	
Total Hydrocarbon C6-C35	1060	10.0	"	1090	21.9	95.2	75-125	2.79	20	
Surrogate: 1-Chlorooctane	50.0		mg/kg	50.0		100	70-130			
Surrogate: 1-Chlorooctadecane	48.0		"	50.0		96.0	70-130			

Matrix Spike Dup (EK41507-MSD2)

Source: 4K12029-08

Prepared: 11/15/04 Analyzed: 11/19/04

Gasoline Range Organics C6-C12	480	10.0	mg/kg dry	543	ND	88.4	75-125	3.68	20	
Diesel Range Organics >C12-C35	601	10.0	"	543	ND	111	75-125	2.63	20	
Total Hydrocarbon C6-C35	1080	10.0	"	1090	ND	99.1	75-125	3.64	20	
Surrogate: 1-Chlorooctane	49.9		mg/kg	50.0		99.8	70-130			
Surrogate: 1-Chlorooctadecane	47.4		"	50.0		94.8	70-130			

Batch EK41813 - EPA 5035

Blank (EK41813-BLK1)

Prepared: 11/15/04 Analyzed: 11/19/04

Benzene	ND	0.00100	mg/kg wet							
Toluene	ND	0.00100	"							
Ethylbenzene	ND	0.00100	"							
Xylene (p/m)	ND	0.00100	"							
Xylene (o)	ND	0.00100	"							
Surrogate: a,a,a-Trifluorotoluene	94.1		ug/kg	100		94.1	80-120			
Surrogate: 4-Bromofluorobenzene	103		"	100		103	80-120			

LCS (EK41813-BS1)

Prepared: 11/15/04 Analyzed: 11/19/04

Benzene	98.1		ug/kg	100		98.1	80-120			
Toluene	104		"	100		104	80-120			
Ethylbenzene	108		"	100		108	80-120			
Xylene (p/m)	239		"	200		120	80-120			
Xylene (o)	118		"	100		118	80-120			
Surrogate: a,a,a-Trifluorotoluene	106		"	100		106	80-120			
Surrogate: 4-Bromofluorobenzene	118		"	100		118	80-120			

Environmental Lab of Texas

The results in this report apply to the samples analyzed in accordance with the samples received in the laboratory. This analytical report must be reproduced in its entirety, with written approval of Environmental Lab of Texas.

Page 8 of 11

Basin Environmental Services
P.O. Box 301
Lovington NM, 88260

Project: Friscoe Skelly #1
Project Number: EMS: 2004-00196
Project Manager: Ken Dutton

Fax: (505) 396-1429
Reported:
11/22/04 08:02

Organics by GC - Quality Control
Environmental Lab of Texas

Analyte	Result	Reporting Limit	Units	Spike Level	Source Result	%REC	%REC Limits	RPD	RPD Limit	Notes
---------	--------	--------------------	-------	----------------	------------------	------	----------------	-----	--------------	-------

Batch EK41813 - EPA 5035

Calibration Check (EK41813-CCV1)

Prepared: 11/15/04 Analyzed: 11/16/04

Benzene	104		ug/kg	100		104	80-120			
Toluene	96.3		"	100		96.3	80-120			
Ethylbenzene	89.6		"	100		89.6	80-120			
Xylene (p/m)	195		"	200		97.5	80-120			
Xylene (o)	91.2		"	100		91.2	80-120			
Surrogate: <i>a,a,a</i> -Trifluorotoluene	106		"	100		106	80-120			
Surrogate: 4-Bromofluorobenzene	102		"	100		102	80-120			

Matrix Spike (EK41813-MS1)

Source: 4K12001-08

Prepared & Analyzed: 11/15/04

Benzene	2540		ug/kg	2500	ND	102	80-120			
Toluene	2580		"	2500	29.2	102	80-120			
Ethylbenzene	2710		"	2500	18.0	108	80-120			
Xylene (p/m)	6040		"	5000	58.9	120	80-120			
Xylene (o)	2940		"	2500	45.2	116	80-120			
Surrogate: <i>a,a,a</i> -Trifluorotoluene	102		"	100		102	80-120			
Surrogate: 4-Bromofluorobenzene	113		"	100		113	80-120			

Matrix Spike Dup (EK41813-MSD1)

Source: 4K12001-08

Prepared & Analyzed: 11/15/04

Benzene	2690		ug/kg	2500	ND	108	80-120	5.71	20	
Toluene	2600		"	2500	29.2	103	80-120	0.976	20	
Ethylbenzene	2770		"	2500	18.0	110	80-120	1.83	20	
Xylene (p/m)	6060		"	5000	58.9	120	80-120	0.00	20	
Xylene (o)	3020		"	2500	45.2	119	80-120	2.55	20	
Surrogate: <i>a,a,a</i> -Trifluorotoluene	110		"	100		110	80-120			
Surrogate: 4-Bromofluorobenzene	115		"	100		115	80-120			

Environmental Lab of Texas

The results in this report apply to the samples analyzed in accordance with the samples received in the laboratory. This analytical report must be reproduced in its entirety, with written approval of Environmental Lab of Texas.

Page 9 of 11

Basin Environmental Services
P.O. Box 301
Lovington NM, 88260

Project: Friscoe Skelly #1
Project Number: EMS: 2004-00196
Project Manager: Ken Dutton

Fax: (505) 396-1429

Reported:
11/22/04 08:02

General Chemistry Parameters by EPA / Standard Methods - Quality Control
Environmental Lab of Texas

Analyte	Result	Reporting Limit	Units	Spike Level	Source Result	%REC	%REC Limits	RPD	RPD Limit	Notes
---------	--------	--------------------	-------	----------------	------------------	------	----------------	-----	--------------	-------

Batch EK41504 - General Preparation (Prep)

Blank (EK41504-BLK1)

Prepared: 11/12/04 Analyzed: 11/15/04

% Moisture	0.0	%
------------	-----	---

Duplicate (EK41504-DUP1)

Source: 4K11014-01

Prepared: 11/12/04 Analyzed: 11/15/04

% Moisture	11.0	%	11.0	0.00	20
------------	------	---	------	------	----

Environmental Lab of Texas

The results in this report apply to the samples analyzed in accordance with the samples received in the laboratory. This analytical report must be reproduced in its entirety, with written approval of Environmental Lab of Texas.

Page 10 of 11

Basin Environmental Services
P.O. Box 301
Lovington NM, 88260

Project: Friscoe Skelly #1
Project Number: EMS: 2004-00196
Project Manager: Ken Dutton

Fax: (505) 396-1429

Reported:
11/22/04 08:02

Notes and Definitions

DET Analyte DETECTED
ND Analyte NOT DETECTED at or above the reporting limit
NR Not Reported
dry Sample results reported on a dry weight basis
RPD Relative Percent Difference
LCS Laboratory Control Spike
MS Matrix Spike
Dup Duplicate

Report Approved By:

Raland K Tuttle

Date:

11/22/2004

Raland K. Tuttle, Lab Manager
Celey D. Keene, Lab Director, Org. Tech Director
Peggy Allen, QA Officer

Jeanne Mc Murrey, Inorg. Tech Director
James L. Hawkins, Chemist/Geologist
Sandra Sanchez, Lab Tech.

This material is intended only for the use of the individual (s) or entity to whom it is addressed, and may contain information that is privileged and confidential.

If you have received this material in error, please notify us immediately at 432-563-1800.

Environmental Lab of Texas

Variance / Corrective Action Report – Sample Log-In

Client: Basin Env.

Date/Time: 11-12-04 @ 1315

Order #: 4K12006

Initials: JMM

Sample Receipt Checklist

Temperature of container/cooler?	<input checked="" type="checkbox"/> Yes	<input type="checkbox"/> No	-1.0	C
Shipping container/cooler in good condition?	<input checked="" type="checkbox"/> Yes	<input type="checkbox"/> No		
Custody Seals intact on shipping container/cooler?	<input checked="" type="checkbox"/> Yes	<input type="checkbox"/> No	Not present	
Custody Seals intact on sample bottles?	<input checked="" type="checkbox"/> Yes	<input type="checkbox"/> No	Not present	
Chain of custody present?	<input checked="" type="checkbox"/> Yes	<input type="checkbox"/> No		
Sample Instructions complete on Chain of Custody?	<input checked="" type="checkbox"/> Yes	<input type="checkbox"/> No		
Chain of Custody signed when relinquished and received?	<input checked="" type="checkbox"/> Yes	<input type="checkbox"/> No		
Chain of custody agrees with sample label(s)	<input checked="" type="checkbox"/> Yes	<input type="checkbox"/> No		
Container labels legible and intact?	<input checked="" type="checkbox"/> Yes	<input type="checkbox"/> No		
Sample Matrix and properties same as on chain of custody?	<input checked="" type="checkbox"/> Yes	<input type="checkbox"/> No		
Samples in proper container/bottle?	<input checked="" type="checkbox"/> Yes	<input type="checkbox"/> No		
Samples properly preserved?	<input checked="" type="checkbox"/> Yes	<input type="checkbox"/> No		
Sample bottles intact?	<input checked="" type="checkbox"/> Yes	<input type="checkbox"/> No		
Preservations documented on Chain of Custody?	<input checked="" type="checkbox"/> Yes	<input type="checkbox"/> No		
Containers documented on Chain of Custody?	<input checked="" type="checkbox"/> Yes	<input type="checkbox"/> No		
Sufficient sample amount for indicated test?	<input checked="" type="checkbox"/> Yes	<input type="checkbox"/> No		
All samples received within sufficient hold time?	<input checked="" type="checkbox"/> Yes	<input type="checkbox"/> No		
VOC samples have zero headspace?	<input checked="" type="checkbox"/> Yes	<input type="checkbox"/> No	Not Applicable	

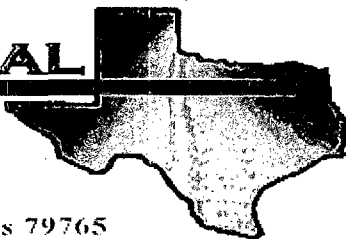
Other observations:

Variance Documentation:

Contact Person: - _____ Date/Time: _____ Contacted by: _____
Regarding: _____

Corrective Action Taken:

ENVIRONMENTAL LAB OF



12600 West I-20 East - Odessa, Texas 79765

Analytical Report

Prepared for:

Ken Dutton

Basin Environmental Services

P.O. Box 301

Lovington, NM 88260

Project: Friscoe Skelly #1

Project Number: EMS: 2004-00196

Location: Lea County, NM

Lab Order Number: 4K05014

Report Date: 11/11/04

Basin Environmental Services
P.O. Box 301
Lovington NM, 88260

Project: Friscoe Skelly #1
Project Number: EMS: 2004-00196
Project Manager: Ken Dutton

Fax: (505) 396-1429

Reported:
11/11/04 10:21

ANALYTICAL REPORT FOR SAMPLES

Sample ID	Laboratory ID	Matrix	Date Sampled	Date Received
SB-1 5'	4K05014-01	Soil	11/01/04 13:48	11/05/04 15:27
SB-1 10'	4K05014-02	Soil	11/01/04 13:53	11/05/04 15:27
SB-1 15'	4K05014-03	Soil	11/01/04 13:57	11/05/04 15:27
SB-1 20'	4K05014-04	Soil	11/01/04 14:04	11/05/04 15:27
SB-1 25'	4K05014-05	Soil	11/01/04 14:08	11/05/04 15:27
SB-1 30'	4K05014-06	Soil	11/01/04 14:11	11/05/04 15:27
SB-1 35'	4K05014-07	Soil	11/01/04 14:17	11/05/04 15:27
SB-1 40'	4K05014-08	Soil	11/01/04 14:26	11/05/04 15:27

Basin Environmental Services
P.O. Box 301
Lovington NM, 88260

Project: Friscoe Skelly #1
Project Number: EMS: 2004-00196
Project Manager: Ken Dutton

Fax: (505) 396-1429
Reported:
11/11/04 10:21

Organics by GC
Environmental Lab of Texas

Analyte	Result	Reporting Limit	Units	Dilution	Batch	Prepared	Analyzed	Method	Notes
SB-1 5' (4K05014-01) Soil									
Benzene	0.387	0.0250	mg/kg dry	25	EK41002	11/05/04	11/08/04	EPA 8021B	
Toluene	4.82	0.0250	"	"	"	"	"	"	
Ethylbenzene	7.90	0.0250	"	"	"	"	"	"	
Xylene (p/m)	9.79	0.0250	"	"	"	"	"	"	
Xylene (o)	4.84	0.0250	"	"	"	"	"	"	
Surrogate: a,a,a-Trifluorotoluene		361 %	80-120		"	"	"	"	S-04
Surrogate: 4-Bromofluorobenzene		129 %	80-120		"	"	"	"	S-04
Gasoline Range Organics C6-C12	1270	10.0	mg/kg dry	1	EK40508	11/05/04	11/06/04	EPA 8015M	
Diesel Range Organics >C12-C35	3830	10.0	"	"	"	"	"	"	
Total Hydrocarbon C6-C35	5100	10.0	"	"	"	"	"	"	
Surrogate: 1-Chlorooctane		120 %	70-130		"	"	"	"	
Surrogate: 1-Chlorooctadecane		97.0 %	70-130		"	"	"	"	
SB-1 10' (4K05014-02) Soil									
Benzene	0.192	0.0250	mg/kg dry	25	EK41002	11/05/04	11/08/04	EPA 8021B	
Toluene	2.04	0.0250	"	"	"	"	"	"	
Ethylbenzene	3.70	0.0250	"	"	"	"	"	"	
Xylene (p/m)	4.70	0.0250	"	"	"	"	"	"	
Xylene (o)	2.38	0.0250	"	"	"	"	"	"	
Surrogate: a,a,a-Trifluorotoluene		236 %	80-120		"	"	"	"	S-04
Surrogate: 4-Bromofluorobenzene		116 %	80-120		"	"	"	"	
Gasoline Range Organics C6-C12	1080	10.0	mg/kg dry	1	EK40508	11/05/04	11/06/04	EPA 8015M	
Diesel Range Organics >C12-C35	4460	10.0	"	"	"	"	"	"	
Total Hydrocarbon C6-C35	5540	10.0	"	"	"	"	"	"	
Surrogate: 1-Chlorooctane		116 %	70-130		"	"	"	"	
Surrogate: 1-Chlorooctadecane		92.0 %	70-130		"	"	"	"	
SB-1 15' (4K05014-03) Soil									
Benzene	0.423	0.0250	mg/kg dry	25	EK41003	11/09/04	11/09/04	EPA 8021B	
Toluene	4.85	0.0250	"	"	"	"	"	"	
Ethylbenzene	6.17	0.0250	"	"	"	"	"	"	
Xylene (p/m)	8.19	0.0250	"	"	"	"	"	"	
Xylene (o)	3.88	0.0250	"	"	"	"	"	"	
Surrogate: a,a,a-Trifluorotoluene		133 %	80-120		"	"	"	"	S-04
Surrogate: 4-Bromofluorobenzene		113 %	80-120		"	"	"	"	
Gasoline Range Organics C6-C12	1360	10.0	mg/kg dry	1	EK40508	11/05/04	11/06/04	EPA 8015M	
Diesel Range Organics >C12-C35	5340	10.0	"	"	"	"	"	"	
Total Hydrocarbon C6-C35	6700	10.0	"	"	"	"	"	"	

Environmental Lab of Texas

The results in this report apply to the samples analyzed in accordance with the samples received in the laboratory. This analytical report must be reproduced in its entirety, with written approval of Environmental Lab of Texas.

Page 2 of 13

Basin Environmental Services
P.O. Box 301
Lovington NM, 88260

Project: Friscoe Skelly #1
Project Number: EMS: 2004-00196
Project Manager: Ken Dutton

Fax: (505) 396-1429

Reported:
11/11/04 10:21

Organics by GC
Environmental Lab of Texas

Analyte	Result	Reporting Limit	Units	Dilution	Batch	Prepared	Analyzed	Method	Notes
SB-1 15' (4K05014-03) Soil									
Surrogate: 1-Chlorooctane		120 %	70-130		EK40508	11/05/04	11/06/04	EPA 8015M	
Surrogate: 1-Chlorooctadecane		98.4 %	70-130		"	"	"	"	
SB-1 20' (4K05014-04) Soil									
Benzene	J [0.0207]	0.0250	mg/kg dry	25	EK41003	11/09/04	11/09/04	EPA 8021B	J
Toluene	0.540	0.0250	"	"	"	"	"	"	
Ethylbenzene	1.33	0.0250	"	"	"	"	"	"	
Xylene (p/m)	1.82	0.0250	"	"	"	"	"	"	
Xylene (o)	0.860	0.0250	"	"	"	"	"	"	
Surrogate: a,a,a-Trifluorotoluene		129 %	80-120		"	"	"	"	S-04
Surrogate: 4-Bromofluorobenzene		103 %	80-120		"	"	"	"	
Gasoline Range Organics C6-C12	478	10.0	mg/kg dry	1	EK40508	11/05/04	11/06/04	EPA 8015M	
Diesel Range Organics >C12-C35	2590	10.0	"	"	"	"	"	"	
Total Hydrocarbon C6-C35	3070	10.0	"	"	"	"	"	"	
Surrogate: 1-Chlorooctane		112 %	70-130		"	"	"	"	
Surrogate: 1-Chlorooctadecane		90.2 %	70-130		"	"	"	"	
SB-1 25' (4K05014-05) Soil									
Benzene	J [0.0156]	0.0250	mg/kg dry	25	EK41003	11/09/04	11/09/04	EPA 8021B	J
Toluene	0.141	0.0250	"	"	"	"	"	"	
Ethylbenzene	0.409	0.0250	"	"	"	"	"	"	
Xylene (p/m)	0.594	0.0250	"	"	"	"	"	"	
Xylene (o)	0.379	0.0250	"	"	"	"	"	"	
Surrogate: a,a,a-Trifluorotoluene		115 %	80-120		"	"	"	"	
Surrogate: 4-Bromofluorobenzene		92.0 %	80-120		"	"	"	"	
Gasoline Range Organics C6-C12	360	10.0	mg/kg dry	1	EK40508	11/05/04	11/06/04	EPA 8015M	
Diesel Range Organics >C12-C35	2250	10.0	"	"	"	"	"	"	
Total Hydrocarbon C6-C35	2610	10.0	"	"	"	"	"	"	
Surrogate: 1-Chlorooctane		111 %	70-130		"	"	"	"	
Surrogate: 1-Chlorooctadecane		102 %	70-130		"	"	"	"	

Environmental Lab of Texas

The results in this report apply to the samples analyzed in accordance with the samples received in the laboratory. This analytical report must be reproduced in its entirety, with written approval of Environmental Lab of Texas.

Page 3 of 13

Basin Environmental Services
P.O. Box 301
Lovington NM, 88260

Project: Friscoe Skelly #1
Project Number: EMS: 2004-00196
Project Manager: Ken Dutton

Fax: (505) 396-1429

Reported:
11/11/04 10:21

Organics by GC
Environmental Lab of Texas

Analyte	Result	Reporting Limit	Units	Dilution	Batch	Prepared	Analyzed	Method	Notes
SB-1 30' (4K05014-06) Soil									
Benzene	ND	0.0250	mg/kg dry	25	EK41003	11/09/04	11/09/04	EPA 8021B	
Toluene	ND	0.0250	"	"	"	"	"	"	
Ethylbenzene	ND	0.0250	"	"	"	"	"	"	
Xylene (p/m)	ND	0.0250	"	"	"	"	"	"	
Xylene (o)	ND	0.0250	"	"	"	"	"	"	
Surrogate: a,a,a-Trifluorotoluene		92.1 %	80-120		"	"	"	"	
Surrogate: 4-Bromofluorobenzene		97.3 %	80-120		"	"	"	"	
Gasoline Range Organics C6-C12	ND	10.0	mg/kg dry	1	EK40508	11/05/04	11/06/04	EPA 8015M	
Diesel Range Organics >C12-C35	78.1	10.0	"	"	"	"	"	"	
Total Hydrocarbon C6-C35	78.1	10.0	"	"	"	"	"	"	
Surrogate: 1-Chlorooctane		106 %	70-130		"	"	"	"	
Surrogate: 1-Chlorooctadecane		118 %	70-130		"	"	"	"	
SB-1 35' (4K05014-07) Soil									
Benzene	ND	0.0250	mg/kg dry	25	EK41003	11/09/04	11/09/04	EPA 8021B	
Toluene	ND	0.0250	"	"	"	"	"	"	
Ethylbenzene	ND	0.0250	"	"	"	"	"	"	
Xylene (p/m)	ND	0.0250	"	"	"	"	"	"	
Xylene (o)	ND	0.0250	"	"	"	"	"	"	
Surrogate: a,a,a-Trifluorotoluene		95.5 %	80-120		"	"	"	"	
Surrogate: 4-Bromofluorobenzene		101 %	80-120		"	"	"	"	
Gasoline Range Organics C6-C12	ND	10.0	mg/kg dry	1	EK40508	11/05/04	11/06/04	EPA 8015M	
Diesel Range Organics >C12-C35	10.1	10.0	"	"	"	"	"	"	
Total Hydrocarbon C6-C35	10.1	10.0	"	"	"	"	"	"	
Surrogate: 1-Chlorooctane		101 %	70-130		"	"	"	"	
Surrogate: 1-Chlorooctadecane		113 %	70-130		"	"	"	"	
SB-1 40' (4K05014-08) Soil									
Benzene	ND	0.0250	mg/kg dry	25	EK41003	11/09/04	11/09/04	EPA 8021B	
Toluene	ND	0.0250	"	"	"	"	"	"	
Ethylbenzene	ND	0.0250	"	"	"	"	"	"	
Xylene (p/m)	ND	0.0250	"	"	"	"	"	"	
Xylene (o)	ND	0.0250	"	"	"	"	"	"	
Surrogate: a,a,a-Trifluorotoluene		86.0 %	80-120		"	"	"	"	
Surrogate: 4-Bromofluorobenzene		96.5 %	80-120		"	"	"	"	
Gasoline Range Organics C6-C12	ND	10.0	mg/kg dry	1	EK40508	11/05/04	11/06/04	EPA 8015M	
Diesel Range Organics >C12-C35	16.9	10.0	"	"	"	"	"	"	
Total Hydrocarbon C6-C35	16.9	10.0	"	"	"	"	"	"	

Environmental Lab of Texas

The results in this report apply to the samples analyzed in accordance with the samples received in the laboratory. This analytical report must be reproduced in its entirety, with written approval of Environmental Lab of Texas.

Page 4 of 13

Basin Environmental Services
P.O. Box 301
Lovington NM, 88260

Project: Friscoe Skelly #1
Project Number: EMS: 2004-00196
Project Manager: Ken Dutton

Fax: (505) 396-1429
Reported:
11/11/04 10:21

Organics by GC
Environmental Lab of Texas

Analyte	Result	Reporting Limit	Units	Dilution	Batch	Prepared	Analyzed	Method	Notes
SB-1 40' (4K05014-08) Soil									
Surrogate: 1-Chlorooctane		106 %	70-130		EK40508	11/05/04	11/06/04	EPA 8015M	
Surrogate: 1-Chlorooctadecane		115 %	70-130		"	"	"	"	

Basin Environmental Services
P.O. Box 301
Lovington NM, 88260

Project: Friscoe Skelly #1
Project Number: EMS: 2004-00196
Project Manager: Ken Dutton

Fax: (505) 396-1429
Reported:
11/11/04 10:21

General Chemistry Parameters by EPA / Standard Methods
Environmental Lab of Texas

Analyte	Result	Reporting Limit	Units	Dilution	Batch	Prepared	Analyzed	Method	Notes
SB-1 5' (4K05014-01) Soil									
% Moisture	4.0		%	1	EK40804	11/08/04	11/08/04	% calculation	
SB-1 10' (4K05014-02) Soil									
% Moisture	4.0		%	1	EK40804	11/08/04	11/08/04	% calculation	
SB-1 15' (4K05014-03) Soil									
% Moisture	4.0		%	1	EK40804	11/08/04	11/08/04	% calculation	
SB-1 20' (4K05014-04) Soil									
% Moisture	5.0		%	1	EK40804	11/08/04	11/08/04	% calculation	
SB-1 25' (4K05014-05) Soil									
% Moisture	6.0		%	1	EK40804	11/08/04	11/08/04	% calculation	
SB-1 30' (4K05014-06) Soil									
% Moisture	4.0		%	1	EK40804	11/08/04	11/08/04	% calculation	
SB-1 35' (4K05014-07) Soil									
% Moisture	5.0		%	1	EK40804	11/08/04	11/08/04	% calculation	
SB-1 40' (4K05014-08) Soil									
% Moisture	6.0		%	1	EK40804	11/08/04	11/08/04	% calculation	

Environmental Lab of Texas

The results in this report apply to the samples analyzed in accordance with the samples received in the laboratory. This analytical report must be reproduced in its entirety, with written approval of Environmental Lab of Texas.

Page 6 of 13

Basin Environmental Services
P.O. Box 301
Lovington NM, 88260

Project: Friscoe Skelly #1
Project Number: EMS: 2004-00196
Project Manager: Ken Dutton

Fax: (505) 396-1429
Reported:
11/11/04 10:21

Organics by GC - Quality Control
Environmental Lab of Texas

Analytic	Result	Reporting Limit	Units	Spike Lvcl	Source Result	%REC Limits	RPD	RPD Limit	Notes
----------	--------	--------------------	-------	---------------	------------------	----------------	-----	--------------	-------

Batch EK40508 - Solvent Extraction (GC)

Blank (EK40508-BLK1)

Prepared & Analyzed: 11/05/04

Gasoline Range Organics C6-C12	ND	10.0	mg/kg wet						
Diesel Range Organics >C12-C35	ND	10.0	"						
Total Hydrocarbon C6-C35	ND	10.0	"						
Surrogate: 1-Chlorooctane	42.8		mg/kg	50.0		85.6	70-130		
Surrogate: 1-Chlorooctadecane	52.7		"	50.0		105	70-130		

Blank (EK40508-BLK2)

Prepared: 11/05/04 Analyzed: 11/06/04

Gasoline Range Organics C6-C12	ND	10.0	mg/kg wet						
Diesel Range Organics >C12-C35	ND	10.0	"						
Total Hydrocarbon C6-C35	ND	10.0	"						
Surrogate: 1-Chlorooctane	44.9		mg/kg	50.0		89.8	70-130		
Surrogate: 1-Chlorooctadecane	52.4		"	50.0		105	70-130		

LCS (EK40508-BS1)

Prepared & Analyzed: 11/05/04

Gasoline Range Organics C6-C12	446	10.0	mg/kg wet	500		89.2	75-125		
Diesel Range Organics >C12-C35	477	10.0	"	500		95.4	75-125		
Total Hydrocarbon C6-C35	923	10.0	"	1000		92.3	75-125		
Surrogate: 1-Chlorooctane	52.2		mg/kg	50.0		104	70-130		
Surrogate: 1-Chlorooctadecane	50.9		"	50.0		102	70-130		

LCS (EK40508-BS2)

Prepared: 11/05/04 Analyzed: 11/06/04

Gasoline Range Organics C6-C12	430	10.0	mg/kg wet	500		86.0	75-125		
Diesel Range Organics >C12-C35	502	10.0	"	500		100	75-125		
Total Hydrocarbon C6-C35	932	10.0	"	1000		93.2	75-125		
Surrogate: 1-Chlorooctane	53.0		mg/kg	50.0		106	70-130		
Surrogate: 1-Chlorooctadecane	45.7		"	50.0		91.4	70-130		

LCS Dup (EK40508-BSD1)

Prepared & Analyzed: 11/05/04

Gasoline Range Organics C6-C12	437	10.0	mg/kg wet	500		87.4	75-125	2.04	20
Diesel Range Organics >C12-C35	477	10.0	"	500		95.4	75-125	0.00	20
Total Hydrocarbon C6-C35	914	10.0	"	1000		91.4	75-125	0.980	20
Surrogate: 1-Chlorooctane	50.1		mg/kg	50.0		100	70-130		
Surrogate: 1-Chlorooctadecane	53.3		"	50.0		107	70-130		

Environmental Lab of Texas

The results in this report apply to the samples analyzed in accordance with the samples received in the laboratory. This analytical report must be reproduced in its entirety, with written approval of Environmental Lab of Texas.

Page 7 of 13

Basin Environmental Services
P.O. Box 301
Lovington NM, 88260

Project: Friscoe Skelly #1
Project Number: EMS: 2004-00196
Project Manager: Ken Dutton

Fax: (505) 396-1429

Reported:
11/11/04 10:21

Organics by GC - Quality Control
Environmental Lab of Texas

Analyte	Result	Reporting Limit	Units	Spike Level	Source Result	%REC	%REC Limits	RPD	RPD Limit	Notes
---------	--------	--------------------	-------	----------------	------------------	------	----------------	-----	--------------	-------

Batch EK40508 - Solvent Extraction (GC)

Calibration Check (EK40508-CCV1)

Prepared & Analyzed: 11/05/04

Gasoline Range Organics C6-C12	503		mg/kg	500		101	80-120			
Diesel Range Organics >C12-C35	551		"	500		110	80-120			
Total Hydrocarbon C6-C35	1050		"	1000		105	80-120			
Surrogate: 1-Chlorooctane	55.5		"	50.0		111	70-130			
Surrogate: 1-Chlorooctadecane	53.2		"	50.0		106	70-130			

Calibration Check (EK40508-CCV2)

Prepared: 11/05/04 Analyzed: 11/06/04

Gasoline Range Organics C6-C12	493		mg/kg	500		98.6	80-120			
Diesel Range Organics >C12-C35	567		"	500		113	80-120			
Total Hydrocarbon C6-C35	1060		"	1000		106	80-120			
Surrogate: 1-Chlorooctane	55.6		"	50.0		111	70-130			
Surrogate: 1-Chlorooctadecane	54.5		"	50.0		109	70-130			

Matrix Spike (EK40508-MS2)

Source: 4K05013-14

Prepared: 11/05/04 Analyzed: 11/06/04

Gasoline Range Organics C6-C12	567	10.0	mg/kg dry	521	ND	109	75-125			
Diesel Range Organics >C12-C35	593	10.0	"	521	ND	114	75-125			
Total Hydrocarbon C6-C35	1160	10.0	"	1040	ND	112	75-125			
Surrogate: 1-Chlorooctane	58.8		mg/kg	50.0		118	70-130			
Surrogate: 1-Chlorooctadecane	56.0		"	50.0		112	70-130			

Matrix Spike Dup (EK40508-MSD2)

Source: 4K05013-14

Prepared: 11/05/04 Analyzed: 11/06/04

Gasoline Range Organics C6-C12	594	10.0	mg/kg dry	521	ND	114	75-125	4.65	20	
Diesel Range Organics >C12-C35	604	10.0	"	521	ND	116	75-125	1.84	20	
Total Hydrocarbon C6-C35	1200	10.0	"	1040	ND	115	75-125	3.39	20	
Surrogate: 1-Chlorooctane	59.4		mg/kg	50.0		119	70-130			
Surrogate: 1-Chlorooctadecane	53.1		"	50.0		106	70-130			

Environmental Lab of Texas

The results in this report apply to the samples analyzed in accordance with the samples received in the laboratory. This analytical report must be reproduced in its entirety, with written approval of Environmental Lab of Texas.

Page 8 of 13

Basin Environmental Services
P.O. Box 301
Lovington NM, 88260

Project: Friscoe Skelly #1
Project Number: EMS: 2004-00196
Project Manager: Ken Dutton

Fax: (505) 396-1429

Reported:
11/11/04 10:21

Organics by GC - Quality Control
Environmental Lab of Texas

Analyte	Result	Reporting Limit	Units	Spike Level	Source Result	%REC	%REC Limits	RPD	RPD Limit	Notes
---------	--------	--------------------	-------	----------------	------------------	------	----------------	-----	--------------	-------

Batch EK41002 - EPA 5030C (GC)

Blank (EK41002-BLK1)

Prepared & Analyzed: 11/05/04

Benzene	ND	0.0250	mg/kg wct							
Toluene	ND	0.0250	"							
Ethylbenzene	ND	0.0250	"							
Xylene (p/m)	ND	0.0250	"							
Xylene (o)	ND	0.0250	"							
Surrogate: a,a,a-Trifluorotoluene	92.0		ug/kg	100		92.0	80-120			
Surrogate: 4-Bromofluorobenzene	90.4		"	100		90.4	80-120			

LCS (EK41002-BS1)

Prepared & Analyzed: 11/05/04

Benzene	89.9		ug/kg	100		89.9	80-120			
Toluene	93.9		"	100		93.9	80-120			
Ethylbenzene	96.3		"	100		96.3	80-120			
Xylene (p/m)	213		"	200		106	80-120			
Xylene (o)	101		"	100		101	80-120			
Surrogate: a,a,a-Trifluorotoluene	102		"	100		102	80-120			
Surrogate: 4-Bromofluorobenzene	117		"	100		117	80-120			

Calibration Check (EK41002-CCV1)

Prepared: 11/05/04 Analyzed: 11/09/04

Benzene	92.5		ug/kg	100		92.5	80-120			
Toluene	102		"	100		102	80-120			
Ethylbenzene	100		"	100		100	80-120			
Xylene (p/m)	220		"	200		110	80-120			
Xylene (o)	103		"	100		103	80-120			
Surrogate: a,a,a-Trifluorotoluene	106		"	100		106	80-120			
Surrogate: 4-Bromofluorobenzene	107		"	100		107	80-120			

Matrix Spike (EK41002-MS1)

Source: 4K05013-12

Prepared: 11/05/04 Analyzed: 11/08/04

Benzene	98.5		ug/kg	100	ND	98.5	80-120			
Toluene	108		"	100	ND	108	80-120			
Ethylbenzene	107		"	100	ND	107	80-120			
Xylene (p/m)	235		"	200	ND	118	80-120			
Xylene (o)	111		"	100	ND	111	80-120			
Surrogate: a,a,a-Trifluorotoluene	115		"	100		115	80-120			
Surrogate: 4-Bromofluorobenzene	118		"	100		118	80-120			

Environmental Lab of Texas

The results in this report apply to the samples analyzed in accordance with the samples received in the laboratory. This analytical report must be reproduced in its entirety, with written approval of Environmental Lab of Texas.

Page 9 of 13

Basin Environmental Services
P.O. Box 301
Lovington NM, 88260

Project: Friscoe Skelly #1
Project Number: EMS: 2004-00196
Project Manager: Ken Dutton

Fax: (505) 396-1429

Reported:
11/11/04 10:21

Organics by GC - Quality Control
Environmental Lab of Texas

Analyte	Result	Reporting Limit	Units	Spike Level	Source Result	%REC	%REC Limits	RPD	RPD Limit	Notes
---------	--------	--------------------	-------	----------------	------------------	------	----------------	-----	--------------	-------

Batch EK41002 - EPA 5030C (GC)

Matrix Spike Dup (EK41002-MSD1)

Source: 4K05013-12

Prepared: 11/05/04 Analyzed: 11/08/04

Benzene	94.9		ug/kg	100	ND	94.9	80-120	3.72	20	
Toluene	103		"	100	ND	103	80-120	4.74	20	
Ethylbenzene	103		"	100	ND	103	80-120	3.81	20	
Xylene (p/m)	225		"	200	ND	112	80-120	5.22	20	
Xylene (o)	104		"	100	ND	104	80-120	6.51	20	
Surrogate: <i>a,a,a</i> -Trifluorotoluene	103		"	100		103	80-120			
Surrogate: 4-Bromofluorobenzene	116		"	100		116	80-120			

Batch EK41003 - EPA 5030C (GC)

Blank (EK41003-BLK1)

Prepared & Analyzed: 11/09/04

Benzene	ND	0.0250	mg/kg wet							
Toluene	ND	0.0250	"							
Ethylbenzene	ND	0.0250	"							
Xylene (p/m)	ND	0.0250	"							
Xylene (o)	ND	0.0250	"							
Surrogate: <i>a,a,a</i> -Trifluorotoluene	88.3		ug/kg	100		88.3	80-120			
Surrogate: 4-Bromofluorobenzene	102		"	100		102	80-120			

LCS (EK41003-BS1)

Prepared & Analyzed: 11/09/04

Benzene	88.8		ug/kg	100		88.8	80-120			
Toluene	98.0		"	100		98.0	80-120			
Ethylbenzene	98.8		"	100		98.8	80-120			
Xylene (p/m)	220		"	200		110	80-120			
Xylene (o)	102		"	100		102	80-120			
Surrogate: <i>a,a,a</i> -Trifluorotoluene	102		"	100		102	80-120			
Surrogate: 4-Bromofluorobenzene	117		"	100		117	80-120			

Environmental Lab of Texas

The results in this report apply to the samples analyzed in accordance with the samples received in the laboratory. This analytical report must be reproduced in its entirety, with written approval of Environmental Lab of Texas.

Page 10 of 13

Basin Environmental Services
P.O. Box 301
Lovington NM, 88260

Project: Friscoe Skelly #1
Project Number: EMS: 2004-00196
Project Manager: Ken Dutton

Fax: (505) 396-1429

Reported:
11/11/04 10:21

Organics by GC - Quality Control
Environmental Lab of Texas

Analyte	Result	Reporting Limit	Units	Spike Level	Source Result	%REC	%REC Limits	RPD	RPD Limit	Notes
---------	--------	--------------------	-------	----------------	------------------	------	----------------	-----	--------------	-------

Batch EK41003 - EPA 5030C (GC)

Calibration Check (EK41003-CCV1)

Prepared: 11/09/04 Analyzed: 11/10/04

Benzene	88.4		ug/kg	100		88.4	80-120			
Toluene	98.0		"	100		98.0	80-120			
Ethylbenzene	92.2		"	100		92.2	80-120			
Xylene (p/m)	199		"	200		99.5	80-120			
Xylene (o)	95.5		"	100		95.5	80-120			
Surrogate: a,a,a-Trifluorotoluene	105		"	100		105	80-120			
Surrogate: 4-Bromofluorobenzene	102		"	100		102	80-120			

Matrix Spike (EK41003-MS1)

Source: 4K08003-01

Prepared: 11/09/04 Analyzed: 11/10/04

Benzene	87.9		ug/kg	100	ND	87.9	80-120			
Toluene	98.0		"	100	ND	98.0	80-120			
Ethylbenzene	103		"	100	ND	103	80-120			
Xylene (p/m)	225		"	200	ND	112	80-120			
Xylene (o)	106		"	100	ND	106	80-120			
Surrogate: a,a,a-Trifluorotoluene	106		"	100		106	80-120			
Surrogate: 4-Bromofluorobenzene	115		"	100		115	80-120			

Matrix Spike Dup (EK41003-MSD1)

Source: 4K08003-01

Prepared: 11/09/04 Analyzed: 11/10/04

Benzene	90.9		ug/kg	100	ND	90.9	80-120	3.36	20	
Toluene	103		"	100	ND	103	80-120	4.98	20	
Ethylbenzene	106		"	100	ND	106	80-120	2.87	20	
Xylene (p/m)	235		"	200	ND	118	80-120	5.22	20	
Xylene (o)	110		"	100	ND	110	80-120	3.70	20	
Surrogate: a,a,a-Trifluorotoluene	110		"	100		110	80-120			
Surrogate: 4-Bromofluorobenzene	116		"	100		116	80-120			

Environmental Lab of Texas

The results in this report apply to the samples analyzed in accordance with the samples received in the laboratory. This analytical report must be reproduced in its entirety, with written approval of Environmental Lab of Texas.

Page 11 of 13

Basin Environmental Services
P.O. Box 301
Lovington NM, 88260

Project: Friscoe Skelly #1
Project Number: EMS: 2004-00196
Project Manager: Ken Dutton

Fax: (505) 396-1429

Reported:
11/11/04 10:21

General Chemistry Parameters by EPA / Standard Methods - Quality Control
Environmental Lab of Texas

Analyte	Result	Reporting Limit	Units	Spike Level	Source Result	%REC	%REC Limits	RPD	RPD Limit	Notes
---------	--------	--------------------	-------	----------------	------------------	------	----------------	-----	--------------	-------

Batch EK40804 - General Preparation (Prep)

Blank (EK40804-BLK1)

Prepared & Analyzed: 11/08/04

% Moisture	0.0	%
------------	-----	---

Duplicate (EK40804-DUP1)

Source: 4K05006-01

Prepared & Analyzed: 11/08/04

% Moisture	20.0	%	20.0	0.00	20
------------	------	---	------	------	----

Basin Environmental Services
P.O. Box 301
Lovington NM, 88260

Project: Friscoe Skelly #1
Project Number: EMS: 2004-00196
Project Manager: Ken Dutton

Fax: (505) 396-1429

Reported:
11/11/04 10:21

Notes and Definitions

S-04 The surrogate recovery for this sample is outside of established control limits due to a sample matrix effect.

J Detected but below the Reporting Limit; therefore, result is an estimated concentration (CLP J-Flag).

DET Analyte DETECTED

ND Analyte NOT DETECTED at or above the reporting limit

NR Not Reported

dry Sample results reported on a dry weight basis

RPD Relative Percent Difference

LCS Laboratory Control Spike

MS Matrix Spike

Dup Duplicate

Report Approved By:

Raland K. Tuttle

Date:

11/11/2004

Raland K. Tuttle, Lab Manager
Celey D. Keene, Lab Director, Org. Tech Director
Peggy Allen, QA Officer

Jeanne Mc Murrey, Inorg. Tech Director
James L. Hawkins, Chemist/Geologist
Sandra Sanchez, Lab Tech.

This material is intended only for the use of the individual (s) or entity to whom it is addressed, and may contain information that is privileged and confidential.

If you have received this material in error, please notify us immediately at 432-563-1800.

Environmental Lab of Texas

The results in this report apply to the samples analyzed in accordance with the samples received in the laboratory. This analytical report must be reproduced in its entirety, with written approval of Environmental Lab of Texas.

Page 13 of 13

12600 Woodl-20 East
Odessa, Texas 79788

Phone: 432-563-1800
Fax: 432-563-1713

CHAIN OF CUSTODY RECORD AND ANALYSIS REQUEST

Project Manager: KEN DUTTON

Company Name BES

Company Address: P.O. Box 301

City/State/Zip: LOVINGTON, VA 22600

Telephone No: (505) 441-2124

Sampler Signature: Ken Dutton

Fax No: _____

(505) 396-1429

Project Name: FRISOE-SKELLY #1

Project #: EMS: 2004-00196

Project Loc: LEA COUNTY, NM

●

[illegible]

Special Instructions:

Sample Containers Intact?
Temperature Upon Receipt:
Laboratory Comments:

10.5

Relinquished by:	Date	Time	Received by:	Date	Time
Don Dutton	05 MAR 04	1202	John Wynn	11-05-04	11:58
John Wynn	11-5-04	15:27	John Wynn	11-5-04	1527

Environmental Lab of Texas

Variance / Corrective Action Report – Sample Log-In

Client: Basin Environmental

Date/Time: 11-05-04 @ 1600

Order #: 4K 05014

Initials: JMM

Sample Receipt Checklist

Temperature of container/cooler?	<input checked="" type="radio"/> Yes	<input type="radio"/> No	1.0	C
Shipping container/cooler in good condition?	<input checked="" type="radio"/> Yes	<input type="radio"/> No		
Custody Seals intact on shipping container/cooler?	<input checked="" type="radio"/> Yes	<input type="radio"/> No	<input checked="" type="radio"/> Not present	
Custody Seals intact on sample bottles?	<input checked="" type="radio"/> Yes	<input type="radio"/> No	<input checked="" type="radio"/> Not present	
Chain of custody present?	<input checked="" type="radio"/> Yes	<input type="radio"/> No		
Sample Instructions complete on Chain of Custody?	<input checked="" type="radio"/> Yes	<input type="radio"/> No		
Chain of Custody signed when relinquished and received?	<input checked="" type="radio"/> Yes	<input type="radio"/> No		
Chain of custody agrees with sample label(s)	<input checked="" type="radio"/> Yes	<input type="radio"/> No		
Container labels legible and intact?	<input checked="" type="radio"/> Yes	<input type="radio"/> No		
Sample Matrix and properties same as on chain of custody?	<input checked="" type="radio"/> Yes	<input type="radio"/> No		
Samples in proper container/bottle?	<input checked="" type="radio"/> Yes	<input type="radio"/> No		
Samples properly preserved?	<input checked="" type="radio"/> Yes	<input type="radio"/> No		
Sample bottles intact?	<input checked="" type="radio"/> Yes	<input type="radio"/> No		
Preservations documented on Chain of Custody?	<input checked="" type="radio"/> Yes	<input type="radio"/> No		
Containers documented on Chain of Custody?	<input checked="" type="radio"/> Yes	<input type="radio"/> No		
Sufficient sample amount for indicated test?	<input checked="" type="radio"/> Yes	<input type="radio"/> No		
All samples received within sufficient hold time?	<input checked="" type="radio"/> Yes	<input type="radio"/> No		
VOC samples have zero headspace?	<input checked="" type="radio"/> Yes	<input type="radio"/> No	Not Applicable	

Other observations:

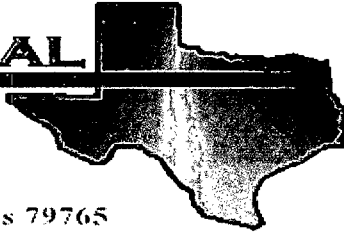
Variance Documentation:

Contact Person: - _____ Date/Time: _____ Contacted by: _____

Regarding:

Corrective Action Taken:

ENVIRONMENTAL LAB OF



12600 West I-20 East - Odessa, Texas 79765

Analytical Report

Prepared for:

Camille Reynolds

Plains All American EH & S

1301 S. County Road 1150

Midland, TX 79706-4476

Project: Frisco Skelly

Project Number: 2004-00196

Location: Lea County, NM

Lab Order Number: 6D10006

Report Date: 04/19/06

Plains All American EH & S
1301 S. County Road 1150
Midland TX, 79706-4476

Project: Frisco Skelly
Project Number: 2004-00196
Project Manager: Camille Reynolds

Fax: (432) 687-4914

Reported:
04/19/06 13:13

ANALYTICAL REPORT FOR SAMPLES

Sample ID	Laboratory ID	Matrix	Date Sampled	Date Received
SB-4 5'	6D10006-01	Soil	03/30/06 13:26	04/10/06 13:03
SB-4 10'	6D10006-02	Soil	03/30/06 13:31	04/10/06 13:03
SB-4 15'	6D10006-03	Soil	03/30/06 13:36	04/10/06 13:03
SB-4 25'	6D10006-04	Soil	03/30/06 14:20	04/10/06 13:03
SB-5 5'	6D10006-05	Soil	03/31/06 08:24	04/10/06 13:03
SB-5 10'	6D10006-06	Soil	03/31/06 08:29	04/10/06 13:03
SB-5 15'	6D10006-07	Soil	03/31/06 08:33	04/10/06 13:03
SB-5 25'	6D10006-08	Soil	03/31/06 09:12	04/10/06 13:03
SB-3 5'	6D10006-09	Soil	03/31/06 10:04	04/10/06 13:03
SB-3 10'	6D10006-10	Soil	03/31/06 10:07	04/10/06 13:03
SB-3 15'	6D10006-11	Soil	03/31/06 10:12	04/10/06 13:03
SB-3 25'	6D10006-12	Soil	03/31/06 10:43	04/10/06 13:03
SB-2 5'	6D10006-13	Soil	03/31/06 11:19	04/10/06 13:03
SB-2 10'	6D10006-14	Soil	03/31/06 11:23	04/10/06 13:03
SB-2 15'	6D10006-15	Soil	03/31/06 11:27	04/10/06 13:03
SB-2 25'	6D10006-16	Soil	03/31/06 12:10	04/10/06 13:03
SB-6 5'	6D10006-17	Soil	04/03/06 13:48	04/10/06 13:03
SB-6 10'	6D10006-18	Soil	04/03/06 13:53	04/10/06 13:03
SB-6 15'	6D10006-19	Soil	04/03/06 13:57	04/10/06 13:03
SB-6 25'	6D10006-20	Soil	04/03/06 14:04	04/10/06 13:03
SB-6 30'	6D10006-21	Soil	04/03/06 14:06	04/10/06 13:03
SB-7 5'	6D10006-22	Soil	04/03/06 14:36	04/10/06 13:03
SB-7 10'	6D10006-23	Soil	04/03/06 14:42	04/10/06 13:03
SB-7 15'	6D10006-24	Soil	04/03/06 14:50	04/10/06 13:03
SB-7 25'	6D10006-25	Soil	04/03/06 15:01	04/10/06 13:03
SB-7 30'	6D10006-26	Soil	04/03/06 15:07	04/10/06 13:03
SB-8 5'	6D10006-27	Soil	04/03/06 10:50	04/10/06 13:03
SB-8 10'	6D10006-28	Soil	04/03/06 10:54	04/10/06 13:03
SB-8 15'	6D10006-29	Soil	04/03/06 11:00	04/10/06 13:03
SB-8 25'	6D10006-30	Soil	04/03/06 11:06	04/10/06 13:03
SB-8 30'	6D10006-31	Soil	04/03/06 11:09	04/10/06 13:03
SB-9 5'	6D10006-32	Soil	04/03/06 12:11	04/10/06 13:03
SB-9 10'	6D10006-33	Soil	04/03/06 12:18	04/10/06 13:03
SB-9 15'	6D10006-34	Soil	04/03/06 12:22	04/10/06 13:03

Plains All American EH & S
1301 S. County Road 1150
Midland TX, 79706-4476

Project: Frisco Skelly
Project Number: 2004-00196
Project Manager: Camille Reynolds

Fax: (432) 687-4914

Reported:
04/19/06 13:13

ANALYTICAL REPORT FOR SAMPLES

Sample ID	Laboratory ID	Matrix	Date Sampled	Date Received
SB-9 25'	6D10006-35	Soil	04/03/06 12:30	04/10/06 13:03
SB-9 30'	6D10006-36	Soil	04/03/06 12:32	04/10/06 13:03
SB-10 5'	6D10006-37	Soil	04/04/06 09:07	04/10/06 13:03
SB-10 10'	6D10006-38	Soil	04/04/06 09:10	04/10/06 13:03
SB-10 20'	6D10006-39	Soil	04/04/06 09:23	04/10/06 13:03
SB-10 30'	6D10006-40	Soil	04/04/06 09:29	04/10/06 13:03
SB-10 40'	6D10006-41	Soil	04/04/06 09:37	04/10/06 13:03
SB-11 5'	6D10006-42	Soil	04/04/06 10:22	04/10/06 13:03
SB-11 10'	6D10006-43	Soil	04/04/06 10:25	04/10/06 13:03
SB-11 15'	6D10006-44	Soil	04/04/06 10:29	04/10/06 13:03
SB-11 20'	6D10006-45	Soil	04/04/06 10:34	04/10/06 13:03
SB-11 25'	6D10006-46	Soil	04/04/06 10:37	04/10/06 13:03
SB-11 30'	6D10006-47	Soil	04/04/06 10:40	04/10/06 13:03
SB-11 40'	6D10006-48	Soil	04/04/06 11:04	04/10/06 13:03
MW-1 5'	6D10006-49	Soil	04/04/06 12:53	04/10/06 13:03
MW-1 10'	6D10006-50	Soil	04/04/06 12:56	04/10/06 13:03
MW-1 20'	6D10006-51	Soil	04/04/06 13:06	04/10/06 13:03
MW-1 25'	6D10006-52	Soil	04/04/06 13:12	04/10/06 13:03
MW-1 30'	6D10006-53	Soil	04/04/06 13:16	04/10/06 13:03
MW-1 35'	6D10006-54	Soil	04/04/06 13:22	04/10/06 13:03
MW-1 45'	6D10006-55	Soil	04/04/06 13:33	04/10/06 13:03
MW-1 55'	6D10006-56	Soil	04/04/06 13:39	04/10/06 13:03
MW-1 75'	6D10006-57	Soil	04/04/06 13:49	04/10/06 13:03
MW-1 85'	6D10006-58	Soil	04/04/06 14:02	04/10/06 13:03
MW-1 90'	6D10006-59	Soil	04/04/06 14:13	04/10/06 13:03
MW-2 5'	6D10006-60	Soil	04/06/06 08:55	04/10/06 13:03
MW-2 10'	6D10006-61	Soil	04/06/06 09:01	04/10/06 13:03
MW-2 20'	6D10006-62	Soil	04/06/06 09:02	04/10/06 13:03
MW-2 25'	6D10006-63	Soil	04/06/06 09:03	04/10/06 13:03
MW-2 30'	6D10006-64	Soil	04/06/06 09:06	04/10/06 13:03
MW-2 35'	6D10006-65	Soil	04/06/06 09:13	04/10/06 13:03
MW-2 45'	6D10006-66	Soil	04/06/06 09:19	04/10/06 13:03
MW-2 55'	6D10006-67	Soil	04/06/06 09:27	04/10/06 13:03
MW-2 75'	6D10006-68	Soil	04/06/06 09:39	04/10/06 13:03

Environmental Lab of Texas

The results in this report apply to the samples analyzed in accordance with the samples received in the laboratory. This analytical report must be reproduced in its entirety, with written approval of Environmental Lab of Texas.

Page 2 of 61

Plains All American EH & S
1301 S. County Road 1150
Midland TX, 79706-4476

Project: Frisco Skelly
Project Number: 2004-00196
Project Manager: Camille Reynolds

Fax: (432) 687-4914

Reported:
04/19/06 13:13

ANALYTICAL REPORT FOR SAMPLES

Sample ID	Laboratory ID	Matrix	Date Sampled	Date Received
MW-2 85'	6D10006-69	Soil	04/06/06 09:45	04/10/06 13:03
MW-2 90'	6D10006-70	Soil	04/06/06 10:05	04/10/06 13:03
MW-3 5'	6D10006-71	Soil	04/06/06 14:44	04/10/06 13:03
MW-3 10'	6D10006-72	Soil	04/06/06 14:50	04/10/06 13:03
MW-3 20'	6D10006-73	Soil	04/06/06 15:01	04/10/06 13:03
MW-3 25'	6D10006-74	Soil	04/06/06 15:05	04/10/06 13:03
MW-3 30'	6D10006-75	Soil	04/06/06 15:08	04/10/06 13:03
MW-3 35'	6D10006-76	Soil	04/06/06 15:13	04/10/06 13:03
MW-3 45'	6D10006-77	Soil	04/06/06 15:18	04/10/06 13:03
MW-3 55'	6D10006-78	Soil	04/06/06 15:24	04/10/06 13:03
MW-3 75'	6D10006-79	Soil	04/06/06 15:34	04/10/06 13:03
MW-3 85'	6D10006-80	Soil	04/06/06 15:40	04/10/06 13:03
MW-3 90'	6D10006-81	Soil	04/06/06 15:42	04/10/06 13:03

Plains All American EH & S
1301 S. County Road 1150
Midland TX, 79706-4476

Project: Frisco Skelly
Project Number: 2004-00196
Project Manager: Camille Reynolds

Fax: (432) 687-4914

Reported:
04/19/06 13:13

Organics by GC
Environmental Lab of Texas

Analyte	Result	Reporting Limit	Units	Dilution	Batch	Prepared	Analyzed	Method	Notes
SB-4 5' (6D10006-01) Soil									
Benzene	ND	0.0250	mg/kg dry	25	ED61005	04/10/06	04/10/06	EPA 8021B	
Toluene	ND	0.0250	"	"	"	"	"	"	
Ethylbenzene	J [0.0232]	0.0250	"	"	"	"	"	"	J
Xylene (p/m)	0.0491	0.0250	"	"	"	"	"	"	
Xylene (o)	J [0.0237]	0.0250	"	"	"	"	"	"	J
Surrogate: a,a,a-Trifluorotoluene		99.5 %	80-120		"	"	"	"	
Surrogate: 4-Bromofluorobenzene		92.0 %	80-120		"	"	"	"	
Carbon Ranges C6-C12	25.9	10.0	mg/kg dry	1	ED61011	04/10/06	04/10/06	EPA 8015M	
Carbon Ranges C12-C28	305	10.0	"	"	"	"	"	"	
Carbon Ranges C28-C35	14.3	10.0	"	"	"	"	"	"	
Total Hydrocarbon C6-C35	345	10.0	"	"	"	"	"	"	
Surrogate: 1-Chlorooctane		127 %	70-130		"	"	"	"	
Surrogate: 1-Chlorooctadecane		130 %	70-130		"	"	"	"	
SB-4 10' (6D10006-02) Soil									
Benzene	0.0345	0.0250	mg/kg dry	25	ED61005	04/10/06	04/10/06	EPA 8021B	
Toluene	2.38	0.0250	"	"	"	"	"	"	
Ethylbenzene	5.44	0.0250	"	"	"	"	"	"	
Xylene (p/m)	7.42	0.0250	"	"	"	"	"	"	
Xylene (o)	3.70	0.0250	"	"	"	"	"	"	
Surrogate: a,a,a-Trifluorotoluene		170 %	80-120		"	"	"	"	S-04
Surrogate: 4-Bromofluorobenzene		147 %	80-120		"	"	"	"	S-04
Carbon Ranges C6-C12	859	10.0	mg/kg dry	1	ED61011	04/10/06	04/10/06	EPA 8015M	
Carbon Ranges C12-C28	2650	10.0	"	"	"	"	"	"	
Carbon Ranges C28-C35	200	10.0	"	"	"	"	"	"	
Total Hydrocarbon C6-C35	3710	10.0	"	"	"	"	"	"	
Surrogate: 1-Chlorooctane		142 %	70-130		"	"	"	"	S-04
Surrogate: 1-Chlorooctadecane		163 %	70-130		"	"	"	"	S-04
SB-4 15' (6D10006-03) Soil									
Benzene	ND	0.0250	mg/kg dry	25	ED61005	04/10/06	04/10/06	EPA 8021B	
Toluene	ND	0.0250	"	"	"	"	"	"	
Ethylbenzene	ND	0.0250	"	"	"	"	"	"	
Xylene (p/m)	ND	0.0250	"	"	"	"	"	"	
Xylene (o)	ND	0.0250	"	"	"	"	"	"	
Surrogate: a,a,a-Trifluorotoluene		95.8 %	80-120		"	"	"	"	
Surrogate: 4-Bromofluorobenzene		95.2 %	80-120		"	"	"	"	
Carbon Ranges C6-C12	ND	10.0	mg/kg dry	1	ED61011	04/10/06	04/10/06	EPA 8015M	

Environmental Lab of Texas

The results in this report apply to the samples analyzed in accordance with the samples received in the laboratory. This analytical report must be reproduced in its entirety, with written approval of Environmental Lab of Texas.

Page 4 of 61

Plains All American EH & S
1301 S. County Road 1150
Midland TX, 79706-4476

Project: Frisco Skelly
Project Number: 2004-00196
Project Manager: Camille Reynolds

Fax: (432) 687-4914

Reported:
04/19/06 13:13

Organics by GC
Environmental Lab of Texas

Analyte	Result	Reporting Limit	Units	Dilution	Batch	Prepared	Analyzed	Method	Notes
SB-4 15' (6D10006-03) Soil									
Carbon Ranges C12-C28	41.0	10.0	mg/kg dry	1	ED61011	04/10/06	04/10/06	EPA 8015M	
Carbon Ranges C28-C35	ND	10.0	"	"	"	"	"	"	
Total Hydrocarbon C6-C35	41.0	10.0	"	"	"	"	"	"	
Surrogate: 1-Chlorooctane		99.8 %	70-130		"	"	"	"	
Surrogate: 1-Chlorooctadecane		98.0 %	70-130		"	"	"	"	
SB-4 25' (6D10006-04) Soil									
Benzene	ND	0.0250	mg/kg dry	25	ED61005	04/10/06	04/10/06	EPA 8021B	
Toluene	ND	0.0250	"	"	"	"	"	"	
Ethylbenzene	ND	0.0250	"	"	"	"	"	"	
Xylene (p/m)	ND	0.0250	"	"	"	"	"	"	
Xylene (o)	ND	0.0250	"	"	"	"	"	"	
Surrogate: a,a,a-Trifluorotoluene		97.2 %	80-120		"	"	"	"	
Surrogate: 4-Bromofluorobenzene		88.5 %	80-120		"	"	"	"	
Carbon Ranges C6-C12	ND	10.0	mg/kg dry	1	ED61011	04/10/06	04/10/06	EPA 8015M	
Carbon Ranges C12-C28	ND	10.0	"	"	"	"	"	"	
Carbon Ranges C28-C35	ND	10.0	"	"	"	"	"	"	
Total Hydrocarbon C6-C35	ND	10.0	"	"	"	"	"	"	
Surrogate: 1-Chlorooctane		102 %	70-130		"	"	"	"	
Surrogate: 1-Chlorooctadecane		100 %	70-130		"	"	"	"	
SB-5 5' (6D10006-05) Soil									
Benzene	ND	0.0250	mg/kg dry	25	ED61005	04/10/06	04/10/06	EPA 8021B	
Toluene	ND	0.0250	"	"	"	"	"	"	
Ethylbenzene	ND	0.0250	"	"	"	"	"	"	
Xylene (p/m)	ND	0.0250	"	"	"	"	"	"	
Xylene (o)	ND	0.0250	"	"	"	"	"	"	
Surrogate: a,a,a-Trifluorotoluene		100 %	80-120		"	"	"	"	
Surrogate: 4-Bromofluorobenzene		82.2 %	80-120		"	"	"	"	
Carbon Ranges C6-C12	ND	10.0	mg/kg dry	1	ED61011	04/10/06	04/10/06	EPA 8015M	
Carbon Ranges C12-C28	56.5	10.0	"	"	"	"	"	"	
Carbon Ranges C28-C35	ND	10.0	"	"	"	"	"	"	
Total Hydrocarbon C6-C35	56.5	10.0	"	"	"	"	"	"	
Surrogate: 1-Chlorooctane		102 %	70-130		"	"	"	"	
Surrogate: 1-Chlorooctadecane		103 %	70-130		"	"	"	"	

Environmental Lab of Texas

The results in this report apply to the samples analyzed in accordance with the samples received in the laboratory. This analytical report must be reproduced in its entirety, with written approval of Environmental Lab of Texas.

Page 5 of 61

Plains All American EH & S
1301 S. County Road 1150
Midland TX, 79706-4476

Project: Frisco Skelly
Project Number: 2004-00196
Project Manager: Camille Reynolds

Fax: (432) 687-4914

Reported:
04/19/06 13:13

Organics by GC
Environmental Lab of Texas

Analyte	Result	Reporting Limit	Units	Dilution	Batch	Prepared	Analyzed	Method	Notes
SB-5 10' (6D10006-06) Soil									
Benzene	ND	0.0250	mg/kg dry	25	ED61005	04/10/06	04/10/06	EPA 8021B	
Toluene	J [0.0121]	0.0250	"	"	"	"	"	"	J
Ethylbenzene	0.0286	0.0250	"	"	"	"	"	"	
Xylene (p/m)	0.0752	0.0250	"	"	"	"	"	"	
Xylene (o)	J [0.0185]	0.0250	"	"	"	"	"	"	J
Surrogate: a,a,a-Trifluorotoluene		104 %	80-120		"	"	"	"	
Surrogate: 4-Bromofluorobenzene		90.0 %	80-120		"	"	"	"	
Carbon Ranges C6-C12	41.6	10.0	mg/kg dry	1	ED61011	04/10/06	04/10/06	EPA 8015M	
Carbon Ranges C12-C28	262	10.0	"	"	"	"	"	"	
Carbon Ranges C28-C35	J [6.98]	10.0	"	"	"	"	"	"	J
Total Hydrocarbon C6-C35	304	10.0	"	"	"	"	"	"	
Surrogate: 1-Chlorooctane		107 %	70-130		"	"	"	"	
Surrogate: 1-Chlorooctadecane		105 %	70-130		"	"	"	"	
SB-5 15' (6D10006-07) Soil									
Benzene	ND	0.0250	mg/kg dry	25	ED61005	04/10/06	04/10/06	EPA 8021B	
Toluene	ND	0.0250	"	"	"	"	"	"	
Ethylbenzene	ND	0.0250	"	"	"	"	"	"	
Xylene (p/m)	ND	0.0250	"	"	"	"	"	"	
Xylene (o)	ND	0.0250	"	"	"	"	"	"	
Surrogate: a,a,a-Trifluorotoluene		87.8 %	80-120		"	"	"	"	
Surrogate: 4-Bromofluorobenzene		86.5 %	80-120		"	"	"	"	
Carbon Ranges C6-C12	ND	10.0	mg/kg dry	1	ED61011	04/10/06	04/10/06	EPA 8015M	
Carbon Ranges C12-C28	ND	10.0	"	"	"	"	"	"	
Carbon Ranges C28-C35	ND	10.0	"	"	"	"	"	"	
Total Hydrocarbon C6-C35	ND	10.0	"	"	"	"	"	"	
Surrogate: 1-Chlorooctane		93.6 %	70-130		"	"	"	"	
Surrogate: 1-Chlorooctadecane		92.4 %	70-130		"	"	"	"	
SB-5 25' (6D10006-08) Soil									
Benzene	ND	0.0250	mg/kg dry	25	ED61005	04/10/06	04/10/06	EPA 8021B	
Toluene	ND	0.0250	"	"	"	"	"	"	
Ethylbenzene	ND	0.0250	"	"	"	"	"	"	
Xylene (p/m)	ND	0.0250	"	"	"	"	"	"	
Xylene (o)	ND	0.0250	"	"	"	"	"	"	
Surrogate: a,a,a-Trifluorotoluene		101 %	80-120		"	"	"	"	
Surrogate: 4-Bromofluorobenzene		85.5 %	80-120		"	"	"	"	
Carbon Ranges C6-C12	ND	10.0	mg/kg dry	1	ED61011	04/10/06	04/10/06	EPA 8015M	

Environmental Lab of Texas

The results in this report apply to the samples analyzed in accordance with the samples received in the laboratory. This analytical report must be reproduced in its entirety, with written approval of Environmental Lab of Texas.

Page 6 of 61

Plains All American EH & S
1301 S. County Road 1150
Midland TX, 79706-4476

Project: Frisco Skelly
Project Number: 2004-00196
Project Manager: Camille Reynolds

Fax: (432) 687-4914

Reported:
04/19/06 13:13

Organics by GC
Environmental Lab of Texas

Analyte	Result	Reporting Limit	Units	Dilution	Batch	Prepared	Analyzed	Method	Notes
SB-5 25' (6D10006-08) Soil									
Carbon Ranges C12-C28	ND	10.0	mg/kg dry	1	ED61011	04/10/06	04/10/06	EPA 8015M	
Carbon Ranges C28-C35	ND	10.0	"	"	"	"	"	"	
Total Hydrocarbon C6-C35	ND	10.0	"	"	"	"	"	"	
Surrogate: 1-Chlorooctane		105 %	70-130		"	"	"	"	
Surrogate: 1-Chlorooctadecane		102 %	70-130		"	"	"	"	
SB-3 5' (6D10006-09) Soil									
Benzene	0.441	0.0250	mg/kg dry	25	ED61005	04/10/06	04/10/06	EPA 8021B	
Toluene	5.72	0.0250	"	"	"	"	"	"	
Ethylbenzene	4.80	0.0250	"	"	"	"	"	"	
Xylene (p/m)	10.9	0.0250	"	"	"	"	"	"	
Xylene (o)	5.93	0.0250	"	"	"	"	"	"	
Surrogate: a,a,a-Trifluorotoluene		1040 %	80-120		"	"	"	"	S-04
Surrogate: 4-Bromofluorobenzene		160 %	80-120		"	"	"	"	S-04
Carbon Ranges C6-C12	1110	10.0	mg/kg dry	1	ED61011	04/10/06	04/10/06	EPA 8015M	
Carbon Ranges C12-C28	2280	10.0	"	"	"	"	"	"	
Carbon Ranges C28-C35	153	10.0	"	"	"	"	"	"	
Total Hydrocarbon C6-C35	3540	10.0	"	"	"	"	"	"	
Surrogate: 1-Chlorooctane		147 %	70-130		"	"	"	"	S-04
Surrogate: 1-Chlorooctadecane		156 %	70-130		"	"	"	"	S-04
SB-3 10' (6D10006-10) Soil									
Benzene	ND	0.0250	mg/kg dry	25	ED61005	04/10/06	04/10/06	EPA 8021B	
Toluene	ND	0.0250	"	"	"	"	"	"	
Ethylbenzene	ND	0.0250	"	"	"	"	"	"	
Xylene (p/m)	ND	0.0250	"	"	"	"	"	"	
Xylene (o)	ND	0.0250	"	"	"	"	"	"	
Surrogate: a,a,a-Trifluorotoluene		104 %	80-120		"	"	"	"	
Surrogate: 4-Bromofluorobenzene		93.5 %	80-120		"	"	"	"	
Carbon Ranges C6-C12	ND	10.0	mg/kg dry	1	ED61011	04/10/06	04/11/06	EPA 8015M	
Carbon Ranges C12-C28	28.1	10.0	"	"	"	"	"	"	
Carbon Ranges C28-C35	ND	10.0	"	"	"	"	"	"	
Total Hydrocarbon C6-C35	28.1	10.0	"	"	"	"	"	"	
Surrogate: 1-Chlorooctane		101 %	70-130		"	"	"	"	
Surrogate: 1-Chlorooctadecane		100 %	70-130		"	"	"	"	

Environmental Lab of Texas

The results in this report apply to the samples analyzed in accordance with the samples received in the laboratory. This analytical report must be reproduced in its entirety, with written approval of Environmental Lab of Texas.

Page 7 of 61

Plains All American EH & S
1301 S. County Road 1150
Midland TX, 79706-4476

Project: Frisco Skelly
Project Number: 2004-00196
Project Manager: Camille Reynolds

Fax: (432) 687-4914

Reported:
04/19/06 13:13

Organics by GC
Environmental Lab of Texas

Analyte	Result	Reporting Limit	Units	Dilution	Batch	Prepared	Analyzed	Method	Notes
SB-3 15' (6D10006-11) Soil									
Benzene	ND	0.0250	mg/kg dry	25	ED61102	04/11/06	04/11/06	EPA 8021B	
Toluene	ND	0.0250	"	"	"	"	"	"	
Ethylbenzene	ND	0.0250	"	"	"	"	"	"	
Xylene (p/m)	ND	0.0250	"	"	"	"	"	"	
Xylene (o)	ND	0.0250	"	"	"	"	"	"	
Surrogate: a,a,a-Trifluorotoluene		104 %	80-120		"	"	"	"	
Surrogate: 4-Bromofluorobenzene		93.5 %	80-120		"	"	"	"	
Carbon Ranges C6-C12	ND	10.0	mg/kg dry	1	ED61011	04/10/06	04/11/06	EPA 8015M	
Carbon Ranges C12-C28	16.7	10.0	"	"	"	"	"	"	
Carbon Ranges C28-C35	ND	10.0	"	"	"	"	"	"	
Total Hydrocarbon C6-C35	16.7	10.0	"	"	"	"	"	"	
Surrogate: 1-Chlorooctane		96.8 %	70-130		"	"	"	"	
Surrogate: 1-Chlorooctadecane		95.4 %	70-130		"	"	"	"	
SB-3 25' (6D10006-12) Soil									
Benzene	ND	0.0250	mg/kg dry	25	ED61102	04/11/06	04/11/06	EPA 8021B	
Toluene	ND	0.0250	"	"	"	"	"	"	
Ethylbenzene	ND	0.0250	"	"	"	"	"	"	
Xylene (p/m)	ND	0.0250	"	"	"	"	"	"	
Xylene (o)	ND	0.0250	"	"	"	"	"	"	
Surrogate: a,a,a-Trifluorotoluene		102 %	80-120		"	"	"	"	
Surrogate: 4-Bromofluorobenzene		88.2 %	80-120		"	"	"	"	
Carbon Ranges C6-C12	ND	10.0	mg/kg dry	1	ED61011	04/10/06	04/11/06	EPA 8015M	
Carbon Ranges C12-C28	ND	10.0	"	"	"	"	"	"	
Carbon Ranges C28-C35	ND	10.0	"	"	"	"	"	"	
Total Hydrocarbon C6-C35	ND	10.0	"	"	"	"	"	"	
Surrogate: 1-Chlorooctane		97.4 %	70-130		"	"	"	"	
Surrogate: 1-Chlorooctadecane		94.8 %	70-130		"	"	"	"	
SB-2 5' (6D10006-13) Soil									
Benzene	ND	0.0250	mg/kg dry	25	ED61102	04/11/06	04/11/06	EPA 8021B	
Toluene	ND	0.0250	"	"	"	"	"	"	
Ethylbenzene	ND	0.0250	"	"	"	"	"	"	
Xylene (p/m)	0.0258	0.0250	"	"	"	"	"	"	
Xylene (o)	ND	0.0250	"	"	"	"	"	"	
Surrogate: a,a,a-Trifluorotoluene		103 %	80-120		"	"	"	"	
Surrogate: 4-Bromofluorobenzene		98.0 %	80-120		"	"	"	"	
Carbon Ranges C6-C12	16.8	10.0	mg/kg dry	1	ED61011	04/10/06	04/11/06	EPA 8015M	

Environmental Lab of Texas

The results in this report apply to the samples analyzed in accordance with the samples received in the laboratory. This analytical report must be reproduced in its entirety, with written approval of Environmental Lab of Texas.

Page 8 of 61

Plains All American EH & S
1301 S. County Road 1150
Midland TX, 79706-4476

Project: Frisco Skelly
Project Number: 2004-00196
Project Manager: Camille Reynolds

Fax: (432) 687-4914

Reported:
04/19/06 13:13

Organics by GC
Environmental Lab of Texas

Analyte	Result	Reporting Limit	Units	Dilution	Batch	Prepared	Analyzed	Method	Notes
SB-2 5' (6D10006-13) Soil									
Carbon Ranges C12-C28	138	10.0	mg/kg dry	1	ED61011	04/10/06	04/11/06	EPA 8015M	
Carbon Ranges C28-C35	ND	10.0	"	"	"	"	"	"	
Total Hydrocarbon C6-C35	155	10.0	"	"	"	"	"	"	
Surrogate: 1-Chlorooctane		99.4 %	70-130		"	"	"	"	
Surrogate: 1-Chlorooctadecane		96.8 %	70-130		"	"	"	"	
SB-2 10' (6D10006-14) Soil									
Benzene	0.0374	0.0250	mg/kg dry	25	ED61102	04/11/06	04/11/06	EPA 8021B	
Toluene	1.40	0.0250	"	"	"	"	"	"	
Ethylbenzene	1.88	0.0250	"	"	"	"	"	"	
Xylene (p/m)	3.54	0.0250	"	"	"	"	"	"	
Xylene (o)	1.51	0.0250	"	"	"	"	"	"	
Surrogate: a,a,a-Trifluorotoluene		144 %	80-120		"	"	"	"	S-04
Surrogate: 4-Bromofluorobenzene		104 %	80-120		"	"	"	"	
Carbon Ranges C6-C12	283	10.0	mg/kg dry	1	ED61011	04/10/06	04/11/06	EPA 8015M	
Carbon Ranges C12-C28	1270	10.0	"	"	"	"	"	"	
Carbon Ranges C28-C35	95.9	10.0	"	"	"	"	"	"	
Total Hydrocarbon C6-C35	1650	10.0	"	"	"	"	"	"	
Surrogate: 1-Chlorooctane		110 %	70-130		"	"	"	"	
Surrogate: 1-Chlorooctadecane		114 %	70-130		"	"	"	"	
SB-2 15' (6D10006-15) Soil									
Benzene	ND	0.0250	mg/kg dry	25	ED61102	04/11/06	04/11/06	EPA 8021B	
Toluene	ND	0.0250	"	"	"	"	"	"	
Ethylbenzene	ND	0.0250	"	"	"	"	"	"	
Xylene (p/m)	ND	0.0250	"	"	"	"	"	"	
Xylene (o)	ND	0.0250	"	"	"	"	"	"	
Surrogate: a,a,a-Trifluorotoluene		105 %	80-120		"	"	"	"	
Surrogate: 4-Bromofluorobenzene		96.0 %	80-120		"	"	"	"	
Carbon Ranges C6-C12	ND	10.0	mg/kg dry	1	ED61011	04/10/06	04/11/06	EPA 8015M	
Carbon Ranges C12-C28	16.6	10.0	"	"	"	"	"	"	
Carbon Ranges C28-C35	ND	10.0	"	"	"	"	"	"	
Total Hydrocarbon C6-C35	16.6	10.0	"	"	"	"	"	"	
Surrogate: 1-Chlorooctane		98.8 %	70-130		"	"	"	"	
Surrogate: 1-Chlorooctadecane		98.6 %	70-130		"	"	"	"	

Environmental Lab of Texas

The results in this report apply to the samples analyzed in accordance with the samples received in the laboratory. This analytical report must be reproduced in its entirety, with written approval of Environmental Lab of Texas.

Page 9 of 61

Plains All American EH & S
1301 S. County Road 1150
Midland TX, 79706-4476

Project: Frisco Skelly
Project Number: 2004-00196
Project Manager: Camille Reynolds

Fax: (432) 687-4914

Reported:
04/19/06 13:13

Organics by GC
Environmental Lab of Texas

Analyte	Result	Reporting Limit	Units	Dilution	Batch	Prepared	Analyzed	Method	Notes
SB-2 25' (6D10006-16) Soil									
Benzene	ND	0.0250	mg/kg dry	25	ED61102	04/11/06	04/11/06	EPA 8021B	
Toluene	ND	0.0250	"	"	"	"	"	"	
Ethylbenzene	ND	0.0250	"	"	"	"	"	"	
Xylene (p/m)	ND	0.0250	"	"	"	"	"	"	
Xylene (o)	ND	0.0250	"	"	"	"	"	"	
Surrogate: a,a,a-Trifluorotoluene		92.8 %	80-120		"	"	"	"	
Surrogate: 4-Bromofluorobenzene		86.2 %	80-120		"	"	"	"	
Carbon Ranges C6-C12	ND	10.0	mg/kg dry	1	ED61011	04/10/06	04/11/06	EPA 8015M	
Carbon Ranges C12-C28	ND	10.0	"	"	"	"	"	"	
Carbon Ranges C28-C35	ND	10.0	"	"	"	"	"	"	
Total Hydrocarbon C6-C35	ND	10.0	"	"	"	"	"	"	
Surrogate: 1-Chlorooctane		82.8 %	70-130		"	"	"	"	
Surrogate: 1-Chlorooctadecane		81.8 %	70-130		"	"	"	"	
SB-6 5' (6D10006-17) Soil									
Benzene	ND	0.0250	mg/kg dry	25	ED61102	04/11/06	04/11/06	EPA 8021B	
Toluene	ND	0.0250	"	"	"	"	"	"	
Ethylbenzene	ND	0.0250	"	"	"	"	"	"	
Xylene (p/m)	ND	0.0250	"	"	"	"	"	"	
Xylene (o)	ND	0.0250	"	"	"	"	"	"	
Surrogate: a,a,a-Trifluorotoluene		103 %	80-120		"	"	"	"	
Surrogate: 4-Bromofluorobenzene		86.8 %	80-120		"	"	"	"	
Carbon Ranges C6-C12	ND	10.0	mg/kg dry	1	ED61011	04/10/06	04/11/06	EPA 8015M	
Carbon Ranges C12-C28	ND	10.0	"	"	"	"	"	"	
Carbon Ranges C28-C35	ND	10.0	"	"	"	"	"	"	
Total Hydrocarbon C6-C35	ND	10.0	"	"	"	"	"	"	
Surrogate: 1-Chlorooctane		129 %	70-130		"	"	"	"	
Surrogate: 1-Chlorooctadecane		130 %	70-130		"	"	"	"	
SB-6 10' (6D10006-18) Soil									
Benzene	ND	0.0250	mg/kg dry	25	ED61102	04/11/06	04/11/06	EPA 8021B	
Toluene	ND	0.0250	"	"	"	"	"	"	
Ethylbenzene	ND	0.0250	"	"	"	"	"	"	
Xylene (p/m)	ND	0.0250	"	"	"	"	"	"	
Xylene (o)	ND	0.0250	"	"	"	"	"	"	
Surrogate: a,a,a-Trifluorotoluene		98.0 %	80-120		"	"	"	"	
Surrogate: 4-Bromofluorobenzene		83.8 %	80-120		"	"	"	"	
Carbon Ranges C6-C12	ND	10.0	mg/kg dry	1	ED61011	04/10/06	04/11/06	EPA 8015M	

Environmental Lab of Texas

The results in this report apply to the samples analyzed in accordance with the samples received in the laboratory. This analytical report must be reproduced in its entirety, with written approval of Environmental Lab of Texas.

Page 10 of 61

Plains All American EH & S
1301 S. County Road 1150
Midland TX, 79706-4476

Project: Frisco Skelly
Project Number: 2004-00196
Project Manager: Camille Reynolds

Fax: (432) 687-4914

Reported:
04/19/06 13:13

Organics by GC
Environmental Lab of Texas

Analyte	Result	Reporting Limit	Units	Dilution	Batch	Prepared	Analyzed	Method	Notes
SB-6 10' (6D10006-18) Soil									
Carbon Ranges C12-C28	ND	10.0	mg/kg dry	1	ED61011	04/10/06	04/11/06	EPA 8015M	
Carbon Ranges C28-C35	ND	10.0	"	"	"	"	"	"	
Total Hydrocarbon C6-C35	ND	10.0	"	"	"	"	"	"	
Surrogate: 1-Chlorooctane		103 %	70-130		"	"	"	"	
Surrogate: 1-Chlorooctadecane		102 %	70-130		"	"	"	"	
SB-6 15' (6D10006-19) Soil									
Benzene	ND	0.0250	mg/kg dry	25	ED61102	04/11/06	04/11/06	EPA 8021B	
Toluene	ND	0.0250	"	"	"	"	"	"	
Ethylbenzene	ND	0.0250	"	"	"	"	"	"	
Xylene (p/m)	ND	0.0250	"	"	"	"	"	"	
Xylene (o)	ND	0.0250	"	"	"	"	"	"	
Surrogate: a,a,a-Trifluorotoluene		95.0 %	80-120		"	"	"	"	
Surrogate: 4-Bromofluorobenzene		84.0 %	80-120		"	"	"	"	
Carbon Ranges C6-C12	ND	10.0	mg/kg dry	1	ED61011	04/10/06	04/11/06	EPA 8015M	
Carbon Ranges C12-C28	ND	10.0	"	"	"	"	"	"	
Carbon Ranges C28-C35	ND	10.0	"	"	"	"	"	"	
Total Hydrocarbon C6-C35	ND	10.0	"	"	"	"	"	"	
Surrogate: 1-Chlorooctane		121 %	70-130		"	"	"	"	
Surrogate: 1-Chlorooctadecane		122 %	70-130		"	"	"	"	
SB-6 25' (6D10006-20) Soil									
Benzene	ND	0.0250	mg/kg dry	25	ED61102	04/11/06	04/11/06	EPA 8021B	
Toluene	ND	0.0250	"	"	"	"	"	"	
Ethylbenzene	ND	0.0250	"	"	"	"	"	"	
Xylene (p/m)	ND	0.0250	"	"	"	"	"	"	
Xylene (o)	ND	0.0250	"	"	"	"	"	"	
Surrogate: a,a,a-Trifluorotoluene		98.5 %	80-120		"	"	"	"	
Surrogate: 4-Bromofluorobenzene		82.0 %	80-120		"	"	"	"	
Carbon Ranges C6-C12	ND	10.0	mg/kg dry	1	ED61113	04/11/06	04/11/06	EPA 8015M	
Carbon Ranges C12-C28	ND	10.0	"	"	"	"	"	"	
Carbon Ranges C28-C35	ND	10.0	"	"	"	"	"	"	
Total Hydrocarbon C6-C35	ND	10.0	"	"	"	"	"	"	
Surrogate: 1-Chlorooctane		106 %	70-130		"	"	"	"	
Surrogate: 1-Chlorooctadecane		105 %	70-130		"	"	"	"	

Environmental Lab of Texas

The results in this report apply to the samples analyzed in accordance with the samples received in the laboratory. This analytical report must be reproduced in its entirety, with written approval of Environmental Lab of Texas.

Page 11 of 61

Plains All American EH & S
1301 S. County Road 1150
Midland TX, 79706-4476

Project: Frisco Skelly
Project Number: 2004-00196
Project Manager: Camille Reynolds

Fax: (432) 687-4914

Reported:
04/19/06 13:13

Organics by GC
Environmental Lab of Texas

Analyte	Result	Reporting Limit	Units	Dilution	Batch	Prepared	Analyzed	Method	Notes
SB-6 30' (6D10006-21) Soil									
Benzene	ND	0.0250	mg/kg dry	25	ED61102	04/11/06	04/11/06	EPA 8021B	
Toluene	ND	0.0250	"	"	"	"	"	"	
Ethylbenzene	J [0.0155]	0.0250	"	"	"	"	"	"	J
Xylene (p/m)	0.0294	0.0250	"	"	"	"	"	"	
Xylene (o)	ND	0.0250	"	"	"	"	"	"	
Surrogate: a,a,a-Trifluorotoluene		96.8 %	80-120		"	"	"	"	
Surrogate: 4-Bromofluorobenzene		89.8 %	80-120		"	"	"	"	
Carbon Ranges C6-C12	ND	10.0	mg/kg dry	1	ED61113	04/11/06	04/11/06	EPA 8015M	
Carbon Ranges C12-C28	ND	10.0	"	"	"	"	"	"	
Carbon Ranges C28-C35	ND	10.0	"	"	"	"	"	"	
Total Hydrocarbon C6-C35	ND	10.0	"	"	"	"	"	"	
Surrogate: 1-Chlorooctane		102 %	70-130		"	"	"	"	
Surrogate: 1-Chlorooctadecane		103 %	70-130		"	"	"	"	
SB-7 5' (6D10006-22) Soil									
Benzene	ND	0.0250	mg/kg dry	25	ED61102	04/11/06	04/11/06	EPA 8021B	
Toluene	ND	0.0250	"	"	"	"	"	"	
Ethylbenzene	ND	0.0250	"	"	"	"	"	"	
Xylene (p/m)	ND	0.0250	"	"	"	"	"	"	
Xylene (o)	ND	0.0250	"	"	"	"	"	"	
Surrogate: a,a,a-Trifluorotoluene		94.5 %	80-120		"	"	"	"	
Surrogate: 4-Bromofluorobenzene		95.2 %	80-120		"	"	"	"	
Carbon Ranges C6-C12	ND	10.0	mg/kg dry	1	ED61113	04/11/06	04/11/06	EPA 8015M	
Carbon Ranges C12-C28	ND	10.0	"	"	"	"	"	"	
Carbon Ranges C28-C35	ND	10.0	"	"	"	"	"	"	
Total Hydrocarbon C6-C35	ND	10.0	"	"	"	"	"	"	
Surrogate: 1-Chlorooctane		102 %	70-130		"	"	"	"	
Surrogate: 1-Chlorooctadecane		100 %	70-130		"	"	"	"	
SB-7 10' (6D10006-23) Soil									
Benzene	ND	0.0250	mg/kg dry	25	ED61102	04/11/06	04/11/06	EPA 8021B	
Toluene	ND	0.0250	"	"	"	"	"	"	
Ethylbenzene	ND	0.0250	"	"	"	"	"	"	
Xylene (p/m)	ND	0.0250	"	"	"	"	"	"	
Xylene (o)	ND	0.0250	"	"	"	"	"	"	
Surrogate: a,a,a-Trifluorotoluene		95.2 %	80-120		"	"	"	"	
Surrogate: 4-Bromofluorobenzene		89.2 %	80-120		"	"	"	"	
Carbon Ranges C6-C12	ND	10.0	mg/kg dry	1	ED61113	04/11/06	04/11/06	EPA 8015M	

Environmental Lab of Texas

The results in this report apply to the samples analyzed in accordance with the samples received in the laboratory. This analytical report must be reproduced in its entirety, with written approval of Environmental Lab of Texas.

Page 12 of 61

Plains All American EH & S
1301 S. County Road 1150
Midland TX, 79706-4476

Project: Frisco Skelly
Project Number: 2004-00196
Project Manager: Camille Reynolds

Fax: (432) 687-4914

Reported:
04/19/06 13:13

Organics by GC
Environmental Lab of Texas

Analytic	Result	Reporting Limit	Units	Dilution	Batch	Prepared	Analyzed	Method	Notes
SB-7 10' (6D10006-23) Soil									
Carbon Ranges C12-C28	ND	10.0	mg/kg dry	1	ED61113	04/11/06	04/11/06	EPA 8015M	
Carbon Ranges C28-C35	ND	10.0	"	"	"	"	"	"	
Total Hydrocarbon C6-C35	ND	10.0	"	"	"	"	"	"	
Surrogate: 1-Chlorooctane		101 %	70-130		"	"	"	"	
Surrogate: 1-Chlorooctadecane		101 %	70-130		"	"	"	"	
SB-7 15' (6D10006-24) Soil									
Benzene	ND	0.0250	mg/kg dry	25	ED61102	04/11/06	04/11/06	EPA 8021B	
Toluene	ND	0.0250	"	"	"	"	"	"	
Ethylbenzene	ND	0.0250	"	"	"	"	"	"	
Xylene (p/m)	ND	0.0250	"	"	"	"	"	"	
Xylene (o)	ND	0.0250	"	"	"	"	"	"	
Surrogate: a,a,a-Trifluorotoluene		98.0 %	80-120		"	"	"	"	
Surrogate: 4-Bromofluorobenzene		95.2 %	80-120		"	"	"	"	
Carbon Ranges C6-C12	ND	10.0	mg/kg dry	1	ED61113	04/11/06	04/11/06	EPA 8015M	
Carbon Ranges C12-C28	ND	10.0	"	"	"	"	"	"	
Carbon Ranges C28-C35	ND	10.0	"	"	"	"	"	"	
Total Hydrocarbon C6-C35	ND	10.0	"	"	"	"	"	"	
Surrogate: 1-Chlorooctane		99.2 %	70-130		"	"	"	"	
Surrogate: 1-Chlorooctadecane		101 %	70-130		"	"	"	"	
SB-7 25' (6D10006-25) Soil									
Benzene	ND	0.0250	mg/kg dry	25	ED61102	04/11/06	04/11/06	EPA 8021B	
Toluene	ND	0.0250	"	"	"	"	"	"	
Ethylbenzene	ND	0.0250	"	"	"	"	"	"	
Xylene (p/m)	ND	0.0250	"	"	"	"	"	"	
Xylene (o)	ND	0.0250	"	"	"	"	"	"	
Surrogate: a,a,a-Trifluorotoluene		94.0 %	80-120		"	"	"	"	
Surrogate: 4-Bromofluorobenzene		86.0 %	80-120		"	"	"	"	
Carbon Ranges C6-C12	ND	10.0	mg/kg dry	1	ED61113	04/11/06	04/11/06	EPA 8015M	
Carbon Ranges C12-C28	ND	10.0	"	"	"	"	"	"	
Carbon Ranges C28-C35	ND	10.0	"	"	"	"	"	"	
Total Hydrocarbon C6-C35	ND	10.0	"	"	"	"	"	"	
Surrogate: 1-Chlorooctane		107 %	70-130		"	"	"	"	
Surrogate: 1-Chlorooctadecane		107 %	70-130		"	"	"	"	

Environmental Lab of Texas

The results in this report apply to the samples analyzed in accordance with the samples received in the laboratory. This analytical report must be reproduced in its entirety, with written approval of Environmental Lab of Texas.

Page 13 of 61

Plains All American EH & S
1301 S. County Road 1150
Midland TX, 79706-4476

Project: Frisco Skelly
Project Number: 2004-00196
Project Manager: Camille Reynolds

Fax: (432) 687-4914

Reported:
04/19/06 13:13

Organics by GC
Environmental Lab of Texas

Analyte	Result	Reporting Limit	Units	Dilution	Batch	Prepared	Analyzed	Method	Notes
SB-7 30' (6D10006-26) Soil									
Benzene	ND	0.0250	mg/kg dry	25	ED61214	04/12/06	04/12/06	EPA 8021B	
Toluene	ND	0.0250	"	"	"	"	"	"	
Ethylbenzene	ND	0.0250	"	"	"	"	"	"	
Xylene (p/m)	ND	0.0250	"	"	"	"	"	"	
Xylene (o)	ND	0.0250	"	"	"	"	"	"	
Surrogate: a,a,a-Trifluorotoluene		96.8 %	80-120		"	"	"	"	
Surrogate: 4-Bromofluorobenzene		94.2 %	80-120		"	"	"	"	
Carbon Ranges C6-C12	ND	10.0	mg/kg dry	1	ED61113	04/11/06	04/11/06	EPA 8015M	
Carbon Ranges C12-C28	ND	10.0	"	"	"	"	"	"	
Carbon Ranges C28-C35	ND	10.0	"	"	"	"	"	"	
Total Hydrocarbon C6-C35	ND	10.0	"	"	"	"	"	"	
Surrogate: 1-Chlorooctane		107 %	70-130		"	"	"	"	
Surrogate: 1-Chlorooctadecane		106 %	70-130		"	"	"	"	
SB-8 5' (6D10006-27) Soil									
Benzene	ND	0.0250	mg/kg dry	25	ED61214	04/12/06	04/12/06	EPA 8021B	
Toluene	ND	0.0250	"	"	"	"	"	"	
Ethylbenzene	ND	0.0250	"	"	"	"	"	"	
Xylene (p/m)	ND	0.0250	"	"	"	"	"	"	
Xylene (o)	ND	0.0250	"	"	"	"	"	"	
Surrogate: a,a,a-Trifluorotoluene		99.0 %	80-120		"	"	"	"	
Surrogate: 4-Bromofluorobenzene		85.8 %	80-120		"	"	"	"	
Carbon Ranges C6-C12	ND	10.0	mg/kg dry	1	ED61113	04/11/06	04/11/06	EPA 8015M	
Carbon Ranges C12-C28	ND	10.0	"	"	"	"	"	"	
Carbon Ranges C28-C35	ND	10.0	"	"	"	"	"	"	
Total Hydrocarbon C6-C35	ND	10.0	"	"	"	"	"	"	
Surrogate: 1-Chlorooctane		98.6 %	70-130		"	"	"	"	
Surrogate: 1-Chlorooctadecane		99.4 %	70-130		"	"	"	"	
SB-8 10' (6D10006-28) Soil									
Benzene	ND	0.0250	mg/kg dry	25	ED61214	04/12/06	04/12/06	EPA 8021B	
Toluene	ND	0.0250	"	"	"	"	"	"	
Ethylbenzene	ND	0.0250	"	"	"	"	"	"	
Xylene (p/m)	ND	0.0250	"	"	"	"	"	"	
Xylene (o)	ND	0.0250	"	"	"	"	"	"	
Surrogate: a,a,a-Trifluorotoluene		96.8 %	80-120		"	"	"	"	
Surrogate: 4-Bromofluorobenzene		91.0 %	80-120		"	"	"	"	
Carbon Ranges C6-C12	ND	10.0	mg/kg dry	1	ED61113	04/11/06	04/11/06	EPA 8015M	

Environmental Lab of Texas

The results in this report apply to the samples analyzed in accordance with the samples received in the laboratory. This analytical report must be reproduced in its entirety, with written approval of Environmental Lab of Texas.

Page 14 of 61

Plains All American EH & S
1301 S. County Road 1150
Midland TX, 79706-4476

Project: Frisco Skelly
Project Number: 2004-00196
Project Manager: Camille Reynolds

Fax: (432) 687-4914

Reported:
04/19/06 13:13

Organics by GC
Environmental Lab of Texas

Analyte	Result	Reporting Limit	Units	Dilution	Batch	Prepared	Analyzed	Method	Notes
SB-8 10' (6D10006-28) Soil									
Carbon Ranges C12-C28	ND	10.0	mg/kg dry	1	ED61113	04/11/06	04/11/06	EPA 8015M	
Carbon Ranges C28-C35	ND	10.0	"	"	"	"	"	"	
Total Hydrocarbon C6-C35	ND	10.0	"	"	"	"	"	"	
Surrogate: 1-Chlorooctane		95.2 %	70-130		"	"	"	"	
Surrogate: 1-Chlorooctadecane		96.0 %	70-130		"	"	"	"	
SB-8 15' (6D10006-29) Soil									
Benzene	ND	0.0250	mg/kg dry	25	ED61214	04/12/06	04/12/06	EPA 8021B	
Toluene	ND	0.0250	"	"	"	"	"	"	
Ethylbenzene	ND	0.0250	"	"	"	"	"	"	
Xylene (p/m)	ND	0.0250	"	"	"	"	"	"	
Xylene (o)	ND	0.0250	"	"	"	"	"	"	
Surrogate: a,a,a-Trifluorotoluene		98.5 %	80-120		"	"	"	"	
Surrogate: 4-Bromofluorobenzene		87.0 %	80-120		"	"	"	"	
Carbon Ranges C6-C12	ND	10.0	mg/kg dry	1	ED61113	04/11/06	04/11/06	EPA 8015M	
Carbon Ranges C12-C28	J [7.81]	10.0	"	"	"	"	"	"	J
Carbon Ranges C28-C35	ND	10.0	"	"	"	"	"	"	
Total Hydrocarbon C6-C35	ND	10.0	"	"	"	"	"	"	
Surrogate: 1-Chlorooctane		103 %	70-130		"	"	"	"	
Surrogate: 1-Chlorooctadecane		102 %	70-130		"	"	"	"	
SB-8 25' (6D10006-30) Soil									
Benzene	ND	0.0250	mg/kg dry	25	ED61214	04/12/06	04/12/06	EPA 8021B	
Toluene	ND	0.0250	"	"	"	"	"	"	
Ethylbenzene	ND	0.0250	"	"	"	"	"	"	
Xylene (p/m)	ND	0.0250	"	"	"	"	"	"	
Xylene (o)	ND	0.0250	"	"	"	"	"	"	
Surrogate: a,a,a-Trifluorotoluene		98.8 %	80-120		"	"	"	"	
Surrogate: 4-Bromofluorobenzene		95.2 %	80-120		"	"	"	"	
Carbon Ranges C6-C12	ND	10.0	mg/kg dry	1	ED61113	04/11/06	04/11/06	EPA 8015M	
Carbon Ranges C12-C28	ND	10.0	"	"	"	"	"	"	
Carbon Ranges C28-C35	ND	10.0	"	"	"	"	"	"	
Total Hydrocarbon C6-C35	ND	10.0	"	"	"	"	"	"	
Surrogate: 1-Chlorooctane		94.6 %	70-130		"	"	"	"	
Surrogate: 1-Chlorooctadecane		93.6 %	70-130		"	"	"	"	

Environmental Lab of Texas

The results in this report apply to the samples analyzed in accordance with the samples received in the laboratory. This analytical report must be reproduced in its entirety, with written approval of Environmental Lab of Texas.

Page 15 of 61

Plains All American EH & S
1301 S. County Road 1150
Midland TX, 79706-4476

Project: Frisco Skelly
Project Number: 2004-00196
Project Manager: Camille Reynolds

Fax: (432) 687-4914

Reported:
04/19/06 13:13

Organics by GC
Environmental Lab of Texas

Analyte	Result	Reporting Limit	Units	Dilution	Batch	Prepared	Analyzed	Method	Notes
SB-8 30' (6D10006-31) Soil									
Benzene	ND	0.0250	mg/kg dry	25	ED61214	04/12/06	04/12/06	EPA 8021B	
Toluene	ND	0.0250	"	"	"	"	"	"	
Ethylbenzene	ND	0.0250	"	"	"	"	"	"	
Xylene (p/m)	ND	0.0250	"	"	"	"	"	"	
Xylene (o)	ND	0.0250	"	"	"	"	"	"	
Surrogate: a,a,a-Trifluorotoluene		95.0 %	80-120		"	"	"	"	
Surrogate: 4-Bromofluorobenzene		86.5 %	80-120		"	"	"	"	
Carbon Ranges C6-C12	ND	10.0	mg/kg dry	1	ED61113	04/11/06	04/11/06	EPA 8015M	
Carbon Ranges C12-C28	ND	10.0	"	"	"	"	"	"	
Carbon Ranges C28-C35	ND	10.0	"	"	"	"	"	"	
Total Hydrocarbon C6-C35	ND	10.0	"	"	"	"	"	"	
Surrogate: 1-Chlorooctane		97.0 %	70-130		"	"	"	"	
Surrogate: 1-Chlorooctadecane		98.0 %	70-130		"	"	"	"	
SB-9 5' (6D10006-32) Soil									
Benzene	ND	0.0250	mg/kg dry	25	ED61214	04/12/06	04/12/06	EPA 8021B	
Toluene	ND	0.0250	"	"	"	"	"	"	
Ethylbenzene	ND	0.0250	"	"	"	"	"	"	
Xylene (p/m)	ND	0.0250	"	"	"	"	"	"	
Xylene (o)	ND	0.0250	"	"	"	"	"	"	
Surrogate: a,a,a-Trifluorotoluene		98.2 %	80-120		"	"	"	"	
Surrogate: 4-Bromofluorobenzene		96.8 %	80-120		"	"	"	"	
Carbon Ranges C6-C12	ND	10.0	mg/kg dry	1	ED61113	04/11/06	04/12/06	EPA 8015M	
Carbon Ranges C12-C28	ND	10.0	"	"	"	"	"	"	
Carbon Ranges C28-C35	ND	10.0	"	"	"	"	"	"	
Total Hydrocarbon C6-C35	ND	10.0	"	"	"	"	"	"	
Surrogate: 1-Chlorooctane		101 %	70-130		"	"	"	"	
Surrogate: 1-Chlorooctadecane		102 %	70-130		"	"	"	"	
SB-9 10' (6D10006-33) Soil									
Benzene	ND	0.0250	mg/kg dry	25	ED61214	04/12/06	04/12/06	EPA 8021B	
Toluene	ND	0.0250	"	"	"	"	"	"	
Ethylbenzene	ND	0.0250	"	"	"	"	"	"	
Xylene (p/m)	ND	0.0250	"	"	"	"	"	"	
Xylene (o)	ND	0.0250	"	"	"	"	"	"	
Surrogate: a,a,a-Trifluorotoluene		99.0 %	80-120		"	"	"	"	
Surrogate: 4-Bromofluorobenzene		95.2 %	80-120		"	"	"	"	
Carbon Ranges C6-C12	ND	10.0	mg/kg dry	1	ED61113	04/11/06	04/12/06	EPA 8015M	

Environmental Lab of Texas

The results in this report apply to the samples analyzed in accordance with the samples received in the laboratory. This analytical report must be reproduced in its entirety, with written approval of Environmental Lab of Texas.

Page 16 of 61

Plains All American EH & S
1301 S. County Road 1150
Midland TX, 79706-4476

Project: Frisco Skelly
Project Number: 2004-00196
Project Manager: Camille Reynolds

Fax: (432) 687-4914
Reported:
04/19/06 13:13

Organics by GC
Environmental Lab of Texas

Analyte	Result	Reporting Limit	Units	Dilution	Batch	Prepared	Analyzed	Method	Notes
SB-9 10' (6D10006-33) Soil									
Carbon Ranges C12-C28	ND	10.0	mg/kg dry	1	ED61113	04/11/06	04/12/06	EPA 8015M	
Carbon Ranges C28-C35	ND	10.0	"	"	"	"	"	"	
Total Hydrocarbon C6-C35	ND	10.0	"	"	"	"	"	"	
Surrogate: 1-Chlorooctane		98.0 %	70-130		"	"	"	"	
Surrogate: 1-Chlorooctadecane		98.0 %	70-130		"	"	"	"	
SB-9 15' (6D10006-34) Soil									
Benzene	ND	0.0250	mg/kg dry	25	ED61214	04/12/06	04/12/06	EPA 8021B	
Toluene	ND	0.0250	"	"	"	"	"	"	
Ethylbenzene	ND	0.0250	"	"	"	"	"	"	
Xylene (p/m)	ND	0.0250	"	"	"	"	"	"	
Xylene (o)	ND	0.0250	"	"	"	"	"	"	
Surrogate: a,a,a-Trifluorotoluene		102 %	80-120		"	"	"	"	
Surrogate: 4-Bromofluorobenzene		86.5 %	80-120		"	"	"	"	
Carbon Ranges C6-C12	ND	10.0	mg/kg dry	1	ED61113	04/11/06	04/12/06	EPA 8015M	
Carbon Ranges C12-C28	ND	10.0	"	"	"	"	"	"	
Carbon Ranges C28-C35	ND	10.0	"	"	"	"	"	"	
Total Hydrocarbon C6-C35	ND	10.0	"	"	"	"	"	"	
Surrogate: 1-Chlorooctane		97.8 %	70-130		"	"	"	"	
Surrogate: 1-Chlorooctadecane		98.2 %	70-130		"	"	"	"	
SB-9 25' (6D10006-35) Soil									
Benzene	ND	0.0250	mg/kg dry	25	ED61214	04/12/06	04/12/06	EPA 8021B	
Toluene	ND	0.0250	"	"	"	"	"	"	
Ethylbenzene	ND	0.0250	"	"	"	"	"	"	
Xylene (p/m)	ND	0.0250	"	"	"	"	"	"	
Xylene (o)	ND	0.0250	"	"	"	"	"	"	
Surrogate: a,a,a-Trifluorotoluene		98.8 %	80-120		"	"	"	"	
Surrogate: 4-Bromofluorobenzene		81.5 %	80-120		"	"	"	"	
Carbon Ranges C6-C12	ND	10.0	mg/kg dry	1	ED61113	04/11/06	04/12/06	EPA 8015M	
Carbon Ranges C12-C28	ND	10.0	"	"	"	"	"	"	
Carbon Ranges C28-C35	ND	10.0	"	"	"	"	"	"	
Total Hydrocarbon C6-C35	ND	10.0	"	"	"	"	"	"	
Surrogate: 1-Chlorooctane		104 %	70-130		"	"	"	"	
Surrogate: 1-Chlorooctadecane		105 %	70-130		"	"	"	"	

Environmental Lab of Texas

The results in this report apply to the samples analyzed in accordance with the samples received in the laboratory. This analytical report must be reproduced in its entirety, with written approval of Environmental Lab of Texas.

Page 17 of 61

Plains All American EH & S
1301 S. County Road 1150
Midland TX, 79706-4476

Project: Frisco Skelly
Project Number: 2004-00196
Project Manager: Camille Reynolds

Fax: (432) 687-4914

Reported:
04/19/06 13:13

Organics by GC
Environmental Lab of Texas

Analyte	Result	Reporting Limit	Units	Dilution	Batch	Prepared	Analyzed	Method	Notes
SB-9 30' (6D10006-36) Soil									
Benzene	ND	0.0250	mg/kg dry	25	ED61214	04/12/06	04/12/06	EPA 8021B	
Toluene	ND	0.0250	"	"	"	"	"	"	
Ethylbenzene	ND	0.0250	"	"	"	"	"	"	
Xylene (p/m)	ND	0.0250	"	"	"	"	"	"	
Xylene (o)	ND	0.0250	"	"	"	"	"	"	
Surrogate: a,a,a-Trifluorotoluene		95.5 %	80-120		"	"	"	"	
Surrogate: 4-Bromofluorobenzene		84.8 %	80-120		"	"	"	"	
Carbon Ranges C6-C12	ND	10.0	mg/kg dry	1	ED61113	04/11/06	04/12/06	EPA 8015M	
Carbon Ranges C12-C28	ND	10.0	"	"	"	"	"	"	
Carbon Ranges C28-C35	ND	10.0	"	"	"	"	"	"	
Total Hydrocarbon C6-C35	ND	10.0	"	"	"	"	"	"	
Surrogate: 1-Chlorooctane		100 %	70-130		"	"	"	"	
Surrogate: 1-Chlorooctadecane		101 %	70-130		"	"	"	"	
SB-10 5' (6D10006-37) Soil									
Benzene	ND	0.0250	mg/kg dry	25	ED61307	04/12/06	04/12/06	EPA 8021B	
Toluene	ND	0.0250	"	"	"	"	"	"	
Ethylbenzene	ND	0.0250	"	"	"	"	"	"	
Xylene (p/m)	ND	0.0250	"	"	"	"	"	"	
Xylene (o)	ND	0.0250	"	"	"	"	"	"	
Surrogate: a,a,a-Trifluorotoluene		99.8 %	80-120		"	"	"	"	
Surrogate: 4-Bromofluorobenzene		88.2 %	80-120		"	"	"	"	
Carbon Ranges C6-C12	ND	10.0	mg/kg dry	1	ED61113	04/11/06	04/12/06	EPA 8015M	
Carbon Ranges C12-C28	ND	10.0	"	"	"	"	"	"	
Carbon Ranges C28-C35	ND	10.0	"	"	"	"	"	"	
Total Hydrocarbon C6-C35	ND	10.0	"	"	"	"	"	"	
Surrogate: 1-Chlorooctane		97.4 %	70-130		"	"	"	"	
Surrogate: 1-Chlorooctadecane		96.8 %	70-130		"	"	"	"	
SB-10 10' (6D10006-38) Soil									
Benzene	ND	0.0250	mg/kg dry	25	ED61307	04/12/06	04/12/06	EPA 8021B	
Toluene	ND	0.0250	"	"	"	"	"	"	
Ethylbenzene	ND	0.0250	"	"	"	"	"	"	
Xylene (p/m)	ND	0.0250	"	"	"	"	"	"	
Xylene (o)	ND	0.0250	"	"	"	"	"	"	
Surrogate: a,a,a-Trifluorotoluene		91.8 %	80-120		"	"	"	"	
Surrogate: 4-Bromofluorobenzene		82.8 %	80-120		"	"	"	"	
Carbon Ranges C6-C12	ND	10.0	mg/kg dry	1	ED61113	04/11/06	04/12/06	EPA 8015M	

Environmental Lab of Texas

The results in this report apply to the samples analyzed in accordance with the samples received in the laboratory. This analytical report must be reproduced in its entirety, with written approval of Environmental Lab of Texas.

Page 18 of 61

Plains All American EH & S
1301 S. County Road 1150
Midland TX, 79706-4476

Project: Frisco Skelly
Project Number: 2004-00196
Project Manager: Camille Reynolds

Fax: (432) 687-4914

Reported:
04/19/06 13:13

Organics by GC
Environmental Lab of Texas

Analyte	Result	Reporting Limit	Units	Dilution	Batch	Prepared	Analyzed	Method	Notes
SB-10 10' (6D10006-38) Soil									
Carbon Ranges C12-C28	ND	10.0	mg/kg dry	1	ED61113	04/11/06	04/12/06	EPA 8015M	
Carbon Ranges C28-C35	ND	10.0	"	"	"	"	"	"	
Total Hydrocarbon C6-C35	ND	10.0	"	"	"	"	"	"	
Surrogate: 1-Chlorooctane		103 %	70-130		"	"	"	"	
Surrogate: 1-Chlorooctadecane		103 %	70-130		"	"	"	"	
SB-10 20' (6D10006-39) Soil									
Benzene	ND	0.0250	mg/kg dry	25	ED61214	04/12/06	04/12/06	EPA 8021B	
Toluene	ND	0.0250	"	"	"	"	"	"	
Ethylbenzene	ND	0.0250	"	"	"	"	"	"	
Xylene (p/m)	ND	0.0250	"	"	"	"	"	"	
Xylene (o)	ND	0.0250	"	"	"	"	"	"	
Surrogate: a,a,a-Trifluorotoluene		95.0 %	80-120		"	"	"	"	
Surrogate: 4-Bromofluorobenzene		85.2 %	80-120		"	"	"	"	
Carbon Ranges C6-C12	ND	10.0	mg/kg dry	1	ED61113	04/11/06	04/12/06	EPA 8015M	
Carbon Ranges C12-C28	ND	10.0	"	"	"	"	"	"	
Carbon Ranges C28-C35	ND	10.0	"	"	"	"	"	"	
Total Hydrocarbon C6-C35	ND	10.0	"	"	"	"	"	"	
Surrogate: 1-Chlorooctane		97.0 %	70-130		"	"	"	"	
Surrogate: 1-Chlorooctadecane		98.4 %	70-130		"	"	"	"	
SB-10 30' (6D10006-40) Soil									
Benzene	ND	0.0250	mg/kg dry	25	ED61307	04/12/06	04/13/06	EPA 8021B	
Toluene	ND	0.0250	"	"	"	"	"	"	
Ethylbenzene	ND	0.0250	"	"	"	"	"	"	
Xylene (p/m)	ND	0.0250	"	"	"	"	"	"	
Xylene (o)	ND	0.0250	"	"	"	"	"	"	
Surrogate: a,a,a-Trifluorotoluene		101 %	80-120		"	"	"	"	
Surrogate: 4-Bromofluorobenzene		85.5 %	80-120		"	"	"	"	
Carbon Ranges C6-C12	ND	10.0	mg/kg dry	1	ED61114	04/11/06	04/12/06	EPA 8015M	
Carbon Ranges C12-C28	ND	10.0	"	"	"	"	"	"	
Carbon Ranges C28-C35	ND	10.0	"	"	"	"	"	"	
Total Hydrocarbon C6-C35	ND	10.0	"	"	"	"	"	"	
Surrogate: 1-Chlorooctane		98.8 %	70-130		"	"	"	"	
Surrogate: 1-Chlorooctadecane		98.4 %	70-130		"	"	"	"	

Environmental Lab of Texas

The results in this report apply to the samples analyzed in accordance with the samples received in the laboratory. This analytical report must be reproduced in its entirety, with written approval of Environmental Lab of Texas.

Page 19 of 61

Plains All American EH & S
1301 S. County Road 1150
Midland TX, 79706-4476

Project: Frisco Skelly
Project Number: 2004-00196
Project Manager: Camille Reynolds

Fax: (432) 687-4914

Reported:
04/19/06 13:13

Organics by GC
Environmental Lab of Texas

Analyte	Result	Reporting Limit	Units	Dilution	Batch	Prepared	Analyzed	Method	Notes
SB-10 40' (6D10006-41) Soil									
Benzene	ND	0.0250	mg/kg dry	25	ED61307	04/12/06	04/13/06	EPA 8021B	
Toluene	ND	0.0250	"	"	"	"	"	"	
Ethylbenzene	ND	0.0250	"	"	"	"	"	"	
Xylene (p/m)	ND	0.0250	"	"	"	"	"	"	
Xylene (o)	ND	0.0250	"	"	"	"	"	"	
Surrogate: a,a,a-Trifluorotoluene		100 %	80-120		"	"	"	"	
Surrogate: 4-Bromofluorobenzene		89.5 %	80-120		"	"	"	"	
Carbon Ranges C6-C12	ND	10.0	mg/kg dry	1	ED61114	04/11/06	04/12/06	EPA 8015M	
Carbon Ranges C12-C28	ND	10.0	"	"	"	"	"	"	
Carbon Ranges C28-C35	ND	10.0	"	"	"	"	"	"	
Total Hydrocarbon C6-C35	ND	10.0	"	"	"	"	"	"	
Surrogate: 1-Chlorooctane		92.8 %	70-130		"	"	"	"	
Surrogate: 1-Chlorooctadecane		92.4 %	70-130		"	"	"	"	
SB-11 5' (6D10006-42) Soil									
Benzene	ND	0.0250	mg/kg dry	25	ED61307	04/12/06	04/13/06	EPA 8021B	
Toluene	ND	0.0250	"	"	"	"	"	"	
Ethylbenzene	ND	0.0250	"	"	"	"	"	"	
Xylene (p/m)	ND	0.0250	"	"	"	"	"	"	
Xylene (o)	ND	0.0250	"	"	"	"	"	"	
Surrogate: a,a,a-Trifluorotoluene		98.2 %	80-120		"	"	"	"	
Surrogate: 4-Bromofluorobenzene		83.0 %	80-120		"	"	"	"	
Carbon Ranges C6-C12	ND	10.0	mg/kg dry	1	ED61114	04/11/06	04/12/06	EPA 8015M	
Carbon Ranges C12-C28	ND	10.0	"	"	"	"	"	"	
Carbon Ranges C28-C35	ND	10.0	"	"	"	"	"	"	
Total Hydrocarbon C6-C35	ND	10.0	"	"	"	"	"	"	
Surrogate: 1-Chlorooctane		101 %	70-130		"	"	"	"	
Surrogate: 1-Chlorooctadecane		101 %	70-130		"	"	"	"	
SB-11 10' (6D10006-43) Soil									
Benzene	ND	0.0250	mg/kg dry	25	ED61307	04/12/06	04/13/06	EPA 8021B	
Toluene	ND	0.0250	"	"	"	"	"	"	
Ethylbenzene	ND	0.0250	"	"	"	"	"	"	
Xylene (p/m)	ND	0.0250	"	"	"	"	"	"	
Xylene (o)	ND	0.0250	"	"	"	"	"	"	
Surrogate: a,a,a-Trifluorotoluene		92.8 %	80-120		"	"	"	"	
Surrogate: 4-Bromofluorobenzene		81.0 %	80-120		"	"	"	"	
Carbon Ranges C6-C12	ND	10.0	mg/kg dry	1	ED61114	04/11/06	04/12/06	EPA 8015M	

Environmental Lab of Texas

The results in this report apply to the samples analyzed in accordance with the samples received in the laboratory. This analytical report must be reproduced in its entirety, with written approval of Environmental Lab of Texas.

Page 20 of 61

Plains All American EH & S
1301 S. County Road 1150
Midland TX, 79706-4476

Project: Frisco Skelly
Project Number: 2004-00196
Project Manager: Camille Reynolds

Fax: (432) 687-4914

Reported:
04/19/06 13:13

Organics by GC
Environmental Lab of Texas

Analyte	Result	Reporting Limit	Units	Dilution	Batch	Prepared	Analyzed	Method	Notes
SB-11 10' (6D10006-43) Soil									
Carbon Ranges C12-C28	ND	10.0	mg/kg dry	1	ED61114	04/11/06	04/12/06	EPA 8015M	
Carbon Ranges C28-C35	ND	10.0	"	"	"	"	"	"	
Total Hydrocarbon C6-C35	ND	10.0	"	"	"	"	"	"	
Surrogate: 1-Chlorooctane		95.6 %	70-130		"	"	"	"	
Surrogate: 1-Chlorooctadecane		97.8 %	70-130		"	"	"	"	
SB-11 15' (6D10006-44) Soil									
Benzene	ND	0.0250	mg/kg dry	25	ED61307	04/12/06	04/13/06	EPA 8021B	
Toluene	ND	0.0250	"	"	"	"	"	"	
Ethylbenzene	ND	0.0250	"	"	"	"	"	"	
Xylene (p/m)	ND	0.0250	"	"	"	"	"	"	
Xylene (o)	ND	0.0250	"	"	"	"	"	"	
Surrogate: a,a,a-Trifluorotoluene		86.8 %	80-120		"	"	"	"	
Surrogate: 4-Bromofluorobenzene		85.2 %	80-120		"	"	"	"	
Carbon Ranges C6-C12	104	10.0	mg/kg dry	1	ED61114	04/11/06	04/12/06	EPA 8015M	
Carbon Ranges C12-C28	1530	10.0	"	"	"	"	"	"	
Carbon Ranges C28-C35	143	10.0	"	"	"	"	"	"	
Total Hydrocarbon C6-C35	1780	10.0	"	"	"	"	"	"	
Surrogate: 1-Chlorooctane		120 %	70-130		"	"	"	"	
Surrogate: 1-Chlorooctadecane		129 %	70-130		"	"	"	"	
SB-11 20' (6D10006-45) Soil									
Benzene	ND	0.0250	mg/kg dry	25	ED61307	04/12/06	04/13/06	EPA 8021B	
Toluene	ND	0.0250	"	"	"	"	"	"	
Ethylbenzene	ND	0.0250	"	"	"	"	"	"	
Xylene (p/m)	ND	0.0250	"	"	"	"	"	"	
Xylene (o)	ND	0.0250	"	"	"	"	"	"	
Surrogate: a,a,a-Trifluorotoluene		88.5 %	80-120		"	"	"	"	
Surrogate: 4-Bromofluorobenzene		81.5 %	80-120		"	"	"	"	
Carbon Ranges C6-C12	63.0	10.0	mg/kg dry	1	ED61114	04/11/06	04/12/06	EPA 8015M	
Carbon Ranges C12-C28	1180	10.0	"	"	"	"	"	"	
Carbon Ranges C28-C35	108	10.0	"	"	"	"	"	"	
Total Hydrocarbon C6-C35	1350	10.0	"	"	"	"	"	"	
Surrogate: 1-Chlorooctane		117 %	70-130		"	"	"	"	
Surrogate: 1-Chlorooctadecane		125 %	70-130		"	"	"	"	

Environmental Lab of Texas

The results in this report apply to the samples analyzed in accordance with the samples received in the laboratory. This analytical report must be reproduced in its entirety, with written approval of Environmental Lab of Texas.

Page 21 of 61

Plains All American EH & S
1301 S. County Road 1150
Midland TX, 79706-4476

Project: Frisco Skelly
Project Number: 2004-00196
Project Manager: Camille Reynolds

Fax: (432) 687-4914

Reported:
04/19/06 13:13

Organics by GC
Environmental Lab of Texas

Analyte	Result	Reporting Limit	Units	Dilution	Batch	Prepared	Analyzed	Method	Notes
SB-11 25' (6D10006-46) Soil									
Benzene	ND	0.0250	mg/kg dry	25	ED61307	04/13/06	04/13/06	EPA 8021B	
Toluene	ND	0.0250	"	"	"	"	"	"	
Ethylbenzene	ND	0.0250	"	"	"	"	"	"	
Xylene (p/m)	ND	0.0250	"	"	"	"	"	"	
Xylene (o)	ND	0.0250	"	"	"	"	"	"	
Surrogate: a,a,a-Trifluorotoluene		99.5 %	80-120		"	"	"	"	
Surrogate: 4-Bromofluorobenzene		82.0 %	80-120		"	"	"	"	
Carbon Ranges C6-C12	ND	10.0	mg/kg dry	1	ED61114	04/11/06	04/12/06	EPA 8015M	
Carbon Ranges C12-C28	ND	10.0	"	"	"	"	"	"	
Carbon Ranges C28-C35	ND	10.0	"	"	"	"	"	"	
Total Hydrocarbon C6-C35	ND	10.0	"	"	"	"	"	"	
Surrogate: 1-Chlorooctane		99.4 %	70-130		"	"	"	"	
Surrogate: 1-Chlorooctadecane		98.6 %	70-130		"	"	"	"	
SB-11 30' (6D10006-47) Soil									
Benzene	ND	0.0250	mg/kg dry	25	ED61307	04/13/06	04/13/06	EPA 8021B	
Toluene	ND	0.0250	"	"	"	"	"	"	
Ethylbenzene	ND	0.0250	"	"	"	"	"	"	
Xylene (p/m)	ND	0.0250	"	"	"	"	"	"	
Xylene (o)	ND	0.0250	"	"	"	"	"	"	
Surrogate: a,a,a-Trifluorotoluene		94.2 %	80-120		"	"	"	"	
Surrogate: 4-Bromofluorobenzene		83.2 %	80-120		"	"	"	"	
Carbon Ranges C6-C12	ND	10.0	mg/kg dry	1	ED61114	04/11/06	04/12/06	EPA 8015M	
Carbon Ranges C12-C28	15.4	10.0	"	"	"	"	"	"	
Carbon Ranges C28-C35	ND	10.0	"	"	"	"	"	"	
Total Hydrocarbon C6-C35	15.4	10.0	"	"	"	"	"	"	
Surrogate: 1-Chlorooctane		100 %	70-130		"	"	"	"	
Surrogate: 1-Chlorooctadecane		102 %	70-130		"	"	"	"	
SB-11 40' (6D10006-48) Soil									
Benzene	ND	0.0250	mg/kg dry	25	ED61307	04/13/06	04/13/06	EPA 8021B	
Toluene	ND	0.0250	"	"	"	"	"	"	
Ethylbenzene	ND	0.0250	"	"	"	"	"	"	
Xylene (p/m)	ND	0.0250	"	"	"	"	"	"	
Xylene (o)	ND	0.0250	"	"	"	"	"	"	
Surrogate: a,a,a-Trifluorotoluene		98.5 %	80-120		"	"	"	"	
Surrogate: 4-Bromofluorobenzene		88.2 %	80-120		"	"	"	"	
Carbon Ranges C6-C12	ND	10.0	mg/kg dry	1	ED61114	04/11/06	04/12/06	EPA 8015M	

Environmental Lab of Texas

The results in this report apply to the samples analyzed in accordance with the samples received in the laboratory. This analytical report must be reproduced in its entirety, with written approval of Environmental Lab of Texas.

Page 22 of 61

Plains All American EH & S
1301 S. County Road 1150
Midland TX, 79706-4476

Project: Frisco Skelly
Project Number: 2004-00196
Project Manager: Camille Reynolds

Fax: (432) 687-4914

Reported:
04/19/06 13:13

Organics by GC
Environmental Lab of Texas

Analytic	Result	Reporting Limit	Units	Dilution	Batch	Prepared	Analyzed	Method	Notes
SB-11 40' (6D10006-48) Soil									
Carbon Ranges C12-C28	ND	10.0	mg/kg dry	1	ED61114	04/11/06	04/12/06	EPA 8015M	
Carbon Ranges C28-C35	ND	10.0	"	"	"	"	"	"	
Total Hydrocarbon C6-C35	ND	10.0	"	"	"	"	"	"	
Surrogate: 1-Chlorooctane		116 %	70-130		"	"	"	"	
Surrogate: 1-Chlorooctadecane		115 %	70-130		"	"	"	"	
MW-1 5' (6D10006-49) Soil									
Benzene	ND	0.0250	mg/kg dry	25	ED61307	04/13/06	04/13/06	EPA 8021B	
Toluene	ND	0.0250	"	"	"	"	"	"	
Ethylbenzene	ND	0.0250	"	"	"	"	"	"	
Xylene (p/m)	ND	0.0250	"	"	"	"	"	"	
Xylene (o)	ND	0.0250	"	"	"	"	"	"	
Surrogate: a,a,a-Trifluorotoluene		94.5 %	80-120		"	"	"	"	
Surrogate: 4-Bromofluorobenzene		82.2 %	80-120		"	"	"	"	
Carbon Ranges C6-C12	ND	10.0	mg/kg dry	1	ED61114	04/11/06	04/12/06	EPA 8015M	
Carbon Ranges C12-C28	ND	10.0	"	"	"	"	"	"	
Carbon Ranges C28-C35	ND	10.0	"	"	"	"	"	"	
Total Hydrocarbon C6-C35	ND	10.0	"	"	"	"	"	"	
Surrogate: 1-Chlorooctane		102 %	70-130		"	"	"	"	
Surrogate: 1-Chlorooctadecane		102 %	70-130		"	"	"	"	
MW-1 10' (6D10006-50) Soil									
Benzene	ND	0.0250	mg/kg dry	25	ED61307	04/13/06	04/13/06	EPA 8021B	
Toluene	ND	0.0250	"	"	"	"	"	"	
Ethylbenzene	ND	0.0250	"	"	"	"	"	"	
Xylene (p/m)	ND	0.0250	"	"	"	"	"	"	
Xylene (o)	ND	0.0250	"	"	"	"	"	"	
Surrogate: a,a,a-Trifluorotoluene		101 %	80-120		"	"	"	"	
Surrogate: 4-Bromofluorobenzene		92.8 %	80-120		"	"	"	"	
Carbon Ranges C6-C12	ND	10.0	mg/kg dry	1	ED61114	04/11/06	04/12/06	EPA 8015M	
Carbon Ranges C12-C28	ND	10.0	"	"	"	"	"	"	
Carbon Ranges C28-C35	ND	10.0	"	"	"	"	"	"	
Total Hydrocarbon C6-C35	ND	10.0	"	"	"	"	"	"	
Surrogate: 1-Chlorooctane		127 %	70-130		"	"	"	"	
Surrogate: 1-Chlorooctadecane		127 %	70-130		"	"	"	"	

Environmental Lab of Texas

The results in this report apply to the samples analyzed in accordance with the samples received in the laboratory. This analytical report must be reproduced in its entirety, with written approval of Environmental Lab of Texas.

Page 23 of 61

Plains All American EH & S
1301 S. County Road 1150
Midland TX, 79706-4476

Project: Frisco Skelly
Project Number: 2004-00196
Project Manager: Camille Reynolds

Fax: (432) 687-4914

Reported:
04/19/06 13:13

Organics by GC
Environmental Lab of Texas

Analyte	Result	Reporting Limit	Units	Dilution	Batch	Prepared	Analyzed	Method	Notes
MW-1 20' (6D10006-51) Soil									
Benzene	ND	0.0250	mg/kg dry	25	ED61307	04/13/06	04/13/06	EPA 8021B	
Toluene	ND	0.0250	"	"	"	"	"	"	
Ethylbenzene	ND	0.0250	"	"	"	"	"	"	
Xylene (p/m)	ND	0.0250	"	"	"	"	"	"	
Xylene (o)	ND	0.0250	"	"	"	"	"	"	
Surrogate: a,a,a-Trifluorotoluene		95.2 %	80-120		"	"	"	"	
Surrogate: 4-Bromofluorobenzene		90.2 %	80-120		"	"	"	"	
Carbon Ranges C6-C12	ND	10.0	mg/kg dry	1	ED61114	04/11/06	04/12/06	EPA 8015M	
Carbon Ranges C12-C28	ND	10.0	"	"	"	"	"	"	
Carbon Ranges C28-C35	ND	10.0	"	"	"	"	"	"	
Total Hydrocarbon C6-C35	ND	10.0	"	"	"	"	"	"	
Surrogate: 1-Chlorooctane		125 %	70-130		"	"	"	"	
Surrogate: 1-Chlorooctadecane		130 %	70-130		"	"	"	"	
MW-1 25' (6D10006-52) Soil									
Benzene	ND	0.0250	mg/kg dry	25	ED61307	04/13/06	04/13/06	EPA 8021B	
Toluene	ND	0.0250	"	"	"	"	"	"	
Ethylbenzene	ND	0.0250	"	"	"	"	"	"	
Xylene (p/m)	ND	0.0250	"	"	"	"	"	"	
Xylene (o)	ND	0.0250	"	"	"	"	"	"	
Surrogate: a,a,a-Trifluorotoluene		94.5 %	80-120		"	"	"	"	
Surrogate: 4-Bromofluorobenzene		93.2 %	80-120		"	"	"	"	
Carbon Ranges C6-C12	ND	10.0	mg/kg dry	1	ED61114	04/11/06	04/12/06	EPA 8015M	
Carbon Ranges C12-C28	ND	10.0	"	"	"	"	"	"	
Carbon Ranges C28-C35	ND	10.0	"	"	"	"	"	"	
Total Hydrocarbon C6-C35	ND	10.0	"	"	"	"	"	"	
Surrogate: 1-Chlorooctane		102 %	70-130		"	"	"	"	
Surrogate: 1-Chlorooctadecane		104 %	70-130		"	"	"	"	
MW-1 30' (6D10006-53) Soil									
Benzene	ND	0.0250	mg/kg dry	25	ED61406	04/14/06	04/14/06	EPA 8021B	
Toluene	ND	0.0250	"	"	"	"	"	"	
Ethylbenzene	ND	0.0250	"	"	"	"	"	"	
Xylene (p/m)	ND	0.0250	"	"	"	"	"	"	
Xylene (o)	ND	0.0250	"	"	"	"	"	"	
Surrogate: a,a,a-Trifluorotoluene		92.2 %	80-120		"	"	"	"	
Surrogate: 4-Bromofluorobenzene		81.5 %	80-120		"	"	"	"	
Carbon Ranges C6-C12	ND	10.0	mg/kg dry	1	ED61114	04/11/06	04/12/06	EPA 8015M	

Environmental Lab of Texas

The results in this report apply to the samples analyzed in accordance with the samples received in the laboratory. This analytical report must be reproduced in its entirety, with written approval of Environmental Lab of Texas.

Page 24 of 61

Plains All American EH & S
1301 S. County Road 1150
Midland TX, 79706-4476

Project: Frisco Skelly
Project Number: 2004-00196
Project Manager: Camille Reynolds

Fax: (432) 687-4914

Reported:
04/19/06 13:13

Organics by GC
Environmental Lab of Texas

Analyte	Result	Reporting Limit	Units	Dilution	Batch	Prepared	Analyzed	Method	Notes
MW-1 30' (6D10006-53) Soil									
Carbon Ranges C12-C28	ND	10.0	mg/kg dry	1	ED61114	04/11/06	04/12/06	EPA 8015M	
Carbon Ranges C28-C35	ND	10.0	"	"	"	"	"	"	
Total Hydrocarbon C6-C35	ND	10.0	"	"	"	"	"	"	
Surrogate: 1-Chlorooctane		103 %	70-130		"	"	"	"	
Surrogate: 1-Chlorooctadecane		103 %	70-130		"	"	"	"	
MW-1 35' (6D10006-54) Soil									
Benzene	ND	0.0250	mg/kg dry	25	ED61406	04/14/06	04/14/06	EPA 8021B	
Toluene	ND	0.0250	"	"	"	"	"	"	
Ethylbenzene	ND	0.0250	"	"	"	"	"	"	
Xylene (p/m)	ND	0.0250	"	"	"	"	"	"	
Xylene (o)	ND	0.0250	"	"	"	"	"	"	
Surrogate: a,a,a-Trifluorotoluene		91.8 %	80-120		"	"	"	"	
Surrogate: 4-Bromofluorobenzene		82.0 %	80-120		"	"	"	"	
Carbon Ranges C6-C12	ND	10.0	mg/kg dry	1	ED61114	04/11/06	04/12/06	EPA 8015M	
Carbon Ranges C12-C28	ND	10.0	"	"	"	"	"	"	
Carbon Ranges C28-C35	ND	10.0	"	"	"	"	"	"	
Total Hydrocarbon C6-C35	ND	10.0	"	"	"	"	"	"	
Surrogate: 1-Chlorooctane		122 %	70-130		"	"	"	"	
Surrogate: 1-Chlorooctadecane		120 %	70-130		"	"	"	"	
MW-1 45' (6D10006-55) Soil									
Benzene	ND	0.0250	mg/kg dry	25	ED61406	04/14/06	04/14/06	EPA 8021B	
Toluene	ND	0.0250	"	"	"	"	"	"	
Ethylbenzene	ND	0.0250	"	"	"	"	"	"	
Xylene (p/m)	ND	0.0250	"	"	"	"	"	"	
Xylene (o)	ND	0.0250	"	"	"	"	"	"	
Surrogate: a,a,a-Trifluorotoluene		90.8 %	80-120		"	"	"	"	
Surrogate: 4-Bromofluorobenzene		84.5 %	80-120		"	"	"	"	
Carbon Ranges C6-C12	ND	10.0	mg/kg dry	1	ED61114	04/11/06	04/12/06	EPA 8015M	
Carbon Ranges C12-C28	ND	10.0	"	"	"	"	"	"	
Carbon Ranges C28-C35	ND	10.0	"	"	"	"	"	"	
Total Hydrocarbon C6-C35	ND	10.0	"	"	"	"	"	"	
Surrogate: 1-Chlorooctane		110 %	70-130		"	"	"	"	
Surrogate: 1-Chlorooctadecane		113 %	70-130		"	"	"	"	

Environmental Lab of Texas

The results in this report apply to the samples analyzed in accordance with the samples received in the laboratory. This analytical report must be reproduced in its entirety, with written approval of Environmental Lab of Texas.

Page 25 of 61

Plains All American EH & S
1301 S. County Road 1150
Midland TX, 79706-4476

Project: Frisco Skelly
Project Number: 2004-00196
Project Manager: Camille Reynolds

Fax: (432) 687-4914

Reported:
04/19/06 13:13

Organics by GC
Environmental Lab of Texas

Analyte	Result	Reporting Limit	Units	Dilution	Batch	Prepared	Analyzed	Method	Notes
MW-1 55' (6D10006-56) Soil									
Benzene	ND	0.0250	mg/kg dry	25	ED61406	04/14/06	04/14/06	EPA 8021B	
Toluene	ND	0.0250	"	"	"	"	"	"	
Ethylbenzene	ND	0.0250	"	"	"	"	"	"	
Xylene (p/m)	ND	0.0250	"	"	"	"	"	"	
Xylene (o)	ND	0.0250	"	"	"	"	"	"	
Surrogate: a,a,a-Trifluorotoluene		91.8 %	80-120		"	"	"	"	
Surrogate: 4-Bromofluorobenzene		83.0 %	80-120		"	"	"	"	
Carbon Ranges C6-C12	ND	10.0	mg/kg dry	1	ED61114	04/11/06	04/12/06	EPA 8015M	
Carbon Ranges C12-C28	ND	10.0	"	"	"	"	"	"	
Carbon Ranges C28-C35	ND	10.0	"	"	"	"	"	"	
Total Hydrocarbon C6-C35	ND	10.0	"	"	"	"	"	"	
Surrogate: 1-Chlorooctane		104 %	70-130		"	"	"	"	
Surrogate: 1-Chlorooctadecane		103 %	70-130		"	"	"	"	
MW-1 75' (6D10006-57) Soil									
Benzene	ND	0.0250	mg/kg dry	25	ED61406	04/14/06	04/14/06	EPA 8021B	
Toluene	ND	0.0250	"	"	"	"	"	"	
Ethylbenzene	ND	0.0250	"	"	"	"	"	"	
Xylene (p/m)	ND	0.0250	"	"	"	"	"	"	
Xylene (o)	ND	0.0250	"	"	"	"	"	"	
Surrogate: a,a,a-Trifluorotoluene		84.5 %	80-120		"	"	"	"	
Surrogate: 4-Bromofluorobenzene		81.8 %	80-120		"	"	"	"	
Carbon Ranges C6-C12	ND	10.0	mg/kg dry	1	ED61114	04/11/06	04/12/06	EPA 8015M	
Carbon Ranges C12-C28	ND	10.0	"	"	"	"	"	"	
Carbon Ranges C28-C35	ND	10.0	"	"	"	"	"	"	
Total Hydrocarbon C6-C35	ND	10.0	"	"	"	"	"	"	
Surrogate: 1-Chlorooctane		100 %	70-130		"	"	"	"	
Surrogate: 1-Chlorooctadecane		100 %	70-130		"	"	"	"	
MW-1 85' (6D10006-58) Soil									
Benzene	ND	0.0250	mg/kg dry	25	ED61406	04/13/06	04/14/06	EPA 8021B	
Toluene	ND	0.0250	"	"	"	"	"	"	
Ethylbenzene	ND	0.0250	"	"	"	"	"	"	
Xylene (p/m)	ND	0.0250	"	"	"	"	"	"	
Xylene (o)	ND	0.0250	"	"	"	"	"	"	
Surrogate: a,a,a-Trifluorotoluene		94.8 %	80-120		"	"	"	"	
Surrogate: 4-Bromofluorobenzene		86.8 %	80-120		"	"	"	"	
Carbon Ranges C6-C12	ND	10.0	mg/kg dry	1	ED61114	04/11/06	04/12/06	EPA 8015M	

Environmental Lab of Texas

The results in this report apply to the samples analyzed in accordance with the samples received in the laboratory. This analytical report must be reproduced in its entirety, with written approval of Environmental Lab of Texas.

Page 26 of 61

Plains All American EH & S
1301 S. County Road 1150
Midland TX, 79706-4476

Project: Frisco Skelly
Project Number: 2004-00196
Project Manager: Camille Reynolds

Fax: (432) 687-4914

Reported:
04/19/06 13:13

Organics by GC
Environmental Lab of Texas

Analytic	Result	Reporting Limit	Units	Dilution	Batch	Prepared	Analyzed	Method	Notes
MW-1 85' (6D10006-58) Soil									
Carbon Ranges C12-C28	ND	10.0	mg/kg dry	1	ED61114	04/11/06	04/12/06	EPA 8015M	
Carbon Ranges C28-C35	ND	10.0	"	"	"	"	"	"	
Total Hydrocarbon C6-C35	ND	10.0	"	"	"	"	"	"	
Surrogate: 1-Chlorooctane		118 %	70-130		"	"	"	"	
Surrogate: 1-Chlorooctadecane		119 %	70-130		"	"	"	"	
MW-1 90' (6D10006-59) Soil									
Benzene	ND	0.0250	mg/kg dry	25	ED61406	04/13/06	04/14/06	EPA 8021B	
Toluene	ND	0.0250	"	"	"	"	"	"	
Ethylbenzene	ND	0.0250	"	"	"	"	"	"	
Xylene (p/m)	ND	0.0250	"	"	"	"	"	"	
Xylene (o)	ND	0.0250	"	"	"	"	"	"	
Surrogate: a,a,a-Trifluorotoluene		90.5 %	80-120		"	"	"	"	
Surrogate: 4-Bromofluorobenzene		80.5 %	80-120		"	"	"	"	
Carbon Ranges C6-C12	ND	10.0	mg/kg dry	1	ED61114	04/11/06	04/12/06	EPA 8015M	
Carbon Ranges C12-C28	ND	10.0	"	"	"	"	"	"	
Carbon Ranges C28-C35	ND	10.0	"	"	"	"	"	"	
Total Hydrocarbon C6-C35	ND	10.0	"	"	"	"	"	"	
Surrogate: 1-Chlorooctane		101 %	70-130		"	"	"	"	
Surrogate: 1-Chlorooctadecane		103 %	70-130		"	"	"	"	
MW-2 5' (6D10006-60) Soil									
Benzene	ND	0.0250	mg/kg dry	25	ED61406	04/13/06	04/14/06	EPA 8021B	
Toluene	ND	0.0250	"	"	"	"	"	"	
Ethylbenzene	ND	0.0250	"	"	"	"	"	"	
Xylene (p/m)	ND	0.0250	"	"	"	"	"	"	
Xylene (o)	ND	0.0250	"	"	"	"	"	"	
Surrogate: a,a,a-Trifluorotoluene		90.0 %	80-120		"	"	"	"	
Surrogate: 4-Bromofluorobenzene		86.5 %	80-120		"	"	"	"	
Carbon Ranges C6-C12	ND	10.0	mg/kg dry	1	ED61215	04/12/06	04/12/06	EPA 8015M	
Carbon Ranges C12-C28	ND	10.0	"	"	"	"	"	"	
Carbon Ranges C28-C35	ND	10.0	"	"	"	"	"	"	
Total Hydrocarbon C6-C35	ND	10.0	"	"	"	"	"	"	
Surrogate: 1-Chlorooctane		89.6 %	70-130		"	"	"	"	
Surrogate: 1-Chlorooctadecane		87.4 %	70-130		"	"	"	"	

Environmental Lab of Texas

The results in this report apply to the samples analyzed in accordance with the samples received in the laboratory. This analytical report must be reproduced in its entirety, with written approval of Environmental Lab of Texas.

Page 27 of 61

Plains All American EH & S
1301 S. County Road 1150
Midland TX, 79706-4476

Project: Frisco Skelly
Project Number: 2004-00196
Project Manager: Camille Reynolds

Fax: (432) 687-4914

Reported:
04/19/06 13:13

Organics by GC
Environmental Lab of Texas

Analyte	Result	Reporting Limit	Units	Dilution	Batch	Prepared	Analyzed	Method	Notes
MW-2 10' (6D10006-61) Soil									
Benzene	ND	0.0250	mg/kg dry	25	ED61406	04/13/06	04/14/06	EPA 8021B	
Toluene	ND	0.0250	"	"	"	"	"	"	
Ethylbenzene	ND	0.0250	"	"	"	"	"	"	
Xylene (p/m)	ND	0.0250	"	"	"	"	"	"	
Xylene (o)	ND	0.0250	"	"	"	"	"	"	
Surrogate: a,a,a-Trifluorotoluene		92.0 %	80-120		"	"	"	"	
Surrogate: 4-Bromofluorobenzene		91.5 %	80-120		"	"	"	"	
Carbon Ranges C6-C12	ND	10.0	mg/kg dry	1	ED61215	04/12/06	04/12/06	EPA 8015M	
Carbon Ranges C12-C28	ND	10.0	"	"	"	"	"	"	
Carbon Ranges C28-C35	ND	10.0	"	"	"	"	"	"	
Total Hydrocarbon C6-C35	ND	10.0	"	"	"	"	"	"	
Surrogate: 1-Chlorooctane		82.8 %	70-130		"	"	"	"	
Surrogate: 1-Chlorooctadecane		83.4 %	70-130		"	"	"	"	
MW-2 20' (6D10006-62) Soil									
Benzene	ND	0.0250	mg/kg dry	25	ED61406	04/13/06	04/14/06	EPA 8021B	
Toluene	ND	0.0250	"	"	"	"	"	"	
Ethylbenzene	ND	0.0250	"	"	"	"	"	"	
Xylene (p/m)	ND	0.0250	"	"	"	"	"	"	
Xylene (o)	ND	0.0250	"	"	"	"	"	"	
Surrogate: a,a,a-Trifluorotoluene		92.8 %	80-120		"	"	"	"	
Surrogate: 4-Bromofluorobenzene		84.2 %	80-120		"	"	"	"	
Carbon Ranges C6-C12	ND	10.0	mg/kg dry	1	ED61215	04/12/06	04/12/06	EPA 8015M	
Carbon Ranges C12-C28	ND	10.0	"	"	"	"	"	"	
Carbon Ranges C28-C35	ND	10.0	"	"	"	"	"	"	
Total Hydrocarbon C6-C35	ND	10.0	"	"	"	"	"	"	
Surrogate: 1-Chlorooctane		88.2 %	70-130		"	"	"	"	
Surrogate: 1-Chlorooctadecane		88.0 %	70-130		"	"	"	"	
MW-2 25' (6D10006-63) Soil									
Benzene	ND	0.0250	mg/kg dry	25	ED61406	04/13/06	04/14/06	EPA 8021B	
Toluene	ND	0.0250	"	"	"	"	"	"	
Ethylbenzene	ND	0.0250	"	"	"	"	"	"	
Xylene (p/m)	ND	0.0250	"	"	"	"	"	"	
Xylene (o)	ND	0.0250	"	"	"	"	"	"	
Surrogate: a,a,a-Trifluorotoluene		98.0 %	80-120		"	"	"	"	
Surrogate: 4-Bromofluorobenzene		94.0 %	80-120		"	"	"	"	
Carbon Ranges C6-C12	ND	10.0	mg/kg dry	1	ED61215	04/12/06	04/12/06	EPA 8015M	

Environmental Lab of Texas

The results in this report apply to the samples analyzed in accordance with the samples received in the laboratory. This analytical report must be reproduced in its entirety, with written approval of Environmental Lab of Texas.

Page 28 of 61

Plains All American EH & S
1301 S. County Road 1150
Midland TX, 79706-4476

Project: Frisco Skelly
Project Number: 2004-00196
Project Manager: Camille Reynolds

Fax: (432) 687-4914

Reported:
04/19/06 13:13

Organics by GC
Environmental Lab of Texas

Analyte	Result	Reporting Limit	Units	Dilution	Batch	Prepared	Analyzed	Method	Notes
MW-2 25' (6D10006-63) Soil									
Carbon Ranges C12-C28	ND	10.0	mg/kg dry	1	ED61215	04/12/06	04/12/06	EPA 8015M	
Carbon Ranges C28-C35	ND	10.0	"	"	"	"	"	"	
Total Hydrocarbon C6-C35	ND	10.0	"	"	"	"	"	"	
Surrogate: 1-Chlorooctane		84.0 %	70-130		"	"	"	"	
Surrogate: 1-Chlorooctadecane		82.2 %	70-130		"	"	"	"	
MW-2 30' (6D10006-64) Soil									
Benzene	ND	0.0250	mg/kg dry	25	ED61406	04/13/06	04/14/06	EPA 8021B	
Toluene	ND	0.0250	"	"	"	"	"	"	
Ethylbenzene	ND	0.0250	"	"	"	"	"	"	
Xylene (p/m)	ND	0.0250	"	"	"	"	"	"	
Xylene (o)	ND	0.0250	"	"	"	"	"	"	
Surrogate: a,a,a-Trifluorotoluene		94.5 %	80-120		"	"	"	"	
Surrogate: 4-Bromofluorobenzene		86.2 %	80-120		"	"	"	"	
Carbon Ranges C6-C12	ND	10.0	mg/kg dry	1	ED61215	04/12/06	04/12/06	EPA 8015M	
Carbon Ranges C12-C28	ND	10.0	"	"	"	"	"	"	
Carbon Ranges C28-C35	ND	10.0	"	"	"	"	"	"	
Total Hydrocarbon C6-C35	ND	10.0	"	"	"	"	"	"	
Surrogate: 1-Chlorooctane		89.2 %	70-130		"	"	"	"	
Surrogate: 1-Chlorooctadecane		88.4 %	70-130		"	"	"	"	
MW-2 35' (6D10006-65) Soil									
Benzene	ND	0.0250	mg/kg dry	25	ED61406	04/13/06	04/14/06	EPA 8021B	
Toluene	ND	0.0250	"	"	"	"	"	"	
Ethylbenzene	ND	0.0250	"	"	"	"	"	"	
Xylene (p/m)	ND	0.0250	"	"	"	"	"	"	
Xylene (o)	ND	0.0250	"	"	"	"	"	"	
Surrogate: a,a,a-Trifluorotoluene		93.2 %	80-120		"	"	"	"	
Surrogate: 4-Bromofluorobenzene		89.2 %	80-120		"	"	"	"	
Carbon Ranges C6-C12	ND	10.0	mg/kg dry	1	ED61215	04/12/06	04/12/06	EPA 8015M	
Carbon Ranges C12-C28	ND	10.0	"	"	"	"	"	"	
Carbon Ranges C28-C35	ND	10.0	"	"	"	"	"	"	
Total Hydrocarbon C6-C35	ND	10.0	"	"	"	"	"	"	
Surrogate: 1-Chlorooctane		92.4 %	70-130		"	"	"	"	
Surrogate: 1-Chlorooctadecane		92.8 %	70-130		"	"	"	"	

Environmental Lab of Texas

The results in this report apply to the samples analyzed in accordance with the samples received in the laboratory. This analytical report must be reproduced in its entirety, with written approval of Environmental Lab of Texas.

Page 29 of 61

Plains All American EH & S
1301 S. County Road 1150
Midland TX, 79706-4476

Project: Frisco Skelly
Project Number: 2004-00196
Project Manager: Camille Reynolds

Fax: (432) 687-4914

Reported:
04/19/06 13:13

Organics by GC
Environmental Lab of Texas

Analyte	Result	Reporting Limit	Units	Dilution	Batch	Prepared	Analyzed	Method	Notes
MW-2 45' (6D10006-66) Soil									
Benzene	ND	0.0250	mg/kg dry	25	ED61406	04/13/06	04/14/06	EPA 8021B	
Toluene	ND	0.0250	"	"	"	"	"	"	
Ethylbenzene	ND	0.0250	"	"	"	"	"	"	
Xylene (p/m)	ND	0.0250	"	"	"	"	"	"	
Xylene (o)	ND	0.0250	"	"	"	"	"	"	
Surrogate: a,a,a-Trifluorotoluene		93.5 %	80-120		"	"	"	"	
Surrogate: 4-Bromofluorobenzene		83.8 %	80-120		"	"	"	"	
Carbon Ranges C6-C12	ND	10.0	mg/kg dry	1	ED61215	04/12/06	04/12/06	EPA 8015M	
Carbon Ranges C12-C28	ND	10.0	"	"	"	"	"	"	
Carbon Ranges C28-C35	ND	10.0	"	"	"	"	"	"	
Total Hydrocarbon C6-C35	ND	10.0	"	"	"	"	"	"	
Surrogate: 1-Chlorooctane		86.8 %	70-130		"	"	"	"	
Surrogate: 1-Chlorooctadecane		86.4 %	70-130		"	"	"	"	
MW-2 55' (6D10006-67) Soil									
Benzene	ND	0.0250	mg/kg dry	25	ED61406	04/13/06	04/14/06	EPA 8021B	
Toluene	ND	0.0250	"	"	"	"	"	"	
Ethylbenzene	ND	0.0250	"	"	"	"	"	"	
Xylene (p/m)	ND	0.0250	"	"	"	"	"	"	
Xylene (o)	ND	0.0250	"	"	"	"	"	"	
Surrogate: a,a,a-Trifluorotoluene		92.8 %	80-120		"	"	"	"	
Surrogate: 4-Bromofluorobenzene		93.5 %	80-120		"	"	"	"	
Carbon Ranges C6-C12	ND	10.0	mg/kg dry	1	ED61215	04/12/06	04/12/06	EPA 8015M	
Carbon Ranges C12-C28	ND	10.0	"	"	"	"	"	"	
Carbon Ranges C28-C35	ND	10.0	"	"	"	"	"	"	
Total Hydrocarbon C6-C35	ND	10.0	"	"	"	"	"	"	
Surrogate: 1-Chlorooctane		93.0 %	70-130		"	"	"	"	
Surrogate: 1-Chlorooctadecane		91.2 %	70-130		"	"	"	"	
MW-2 75' (6D10006-68) Soil									
Benzene	ND	0.0250	mg/kg dry	25	ED61406	04/13/06	04/14/06	EPA 8021B	
Toluene	ND	0.0250	"	"	"	"	"	"	
Ethylbenzene	ND	0.0250	"	"	"	"	"	"	
Xylene (p/m)	ND	0.0250	"	"	"	"	"	"	
Xylene (o)	ND	0.0250	"	"	"	"	"	"	
Surrogate: a,a,a-Trifluorotoluene		93.0 %	80-120		"	"	"	"	
Surrogate: 4-Bromofluorobenzene		89.0 %	80-120		"	"	"	"	
Carbon Ranges C6-C12	ND	10.0	mg/kg dry	1	ED61215	04/12/06	04/12/06	EPA 8015M	

Environmental Lab of Texas

The results in this report apply to the samples analyzed in accordance with the samples received in the laboratory. This analytical report must be reproduced in its entirety, with written approval of Environmental Lab of Texas.

Page 30 of 61

Plains All American EH & S
1301 S. County Road 1150
Midland TX, 79706-4476

Project: Frisco Skelly
Project Number: 2004-00196
Project Manager: Camille Reynolds

Fax: (432) 687-4914
Reported:
04/19/06 13:13

Organics by GC
Environmental Lab of Texas

Analyte	Result	Reporting Limit	Units	Dilution	Batch	Prepared	Analyzed	Method	Notes
MW-2 75' (6D10006-68) Soil									
Carbon Ranges C12-C28	ND	10.0	mg/kg dry	1	ED61215	04/12/06	04/12/06	EPA 8015M	
Carbon Ranges C28-C35	ND	10.0	"	"	"	"	"	"	
Total Hydrocarbon C6-C35	ND	10.0	"	"	"	"	"	"	
Surrogate: 1-Chlorooctane		86.0 %	70-130		"	"	"	"	
Surrogate: 1-Chlorooctadecane		87.4 %	70-130		"	"	"	"	
MW-2 85' (6D10006-69) Soil									
Benzene	ND	0.0250	mg/kg dry	25	ED61406	04/13/06	04/14/06	EPA 8021B	
Toluene	ND	0.0250	"	"	"	"	"	"	
Ethylbenzene	ND	0.0250	"	"	"	"	"	"	
Xylene (p/m)	ND	0.0250	"	"	"	"	"	"	
Xylene (o)	ND	0.0250	"	"	"	"	"	"	
Surrogate: a,a,a-Trifluorotoluene		94.5 %	80-120		"	"	"	"	
Surrogate: 4-Bromofluorobenzene		92.8 %	80-120		"	"	"	"	
Carbon Ranges C6-C12	ND	10.0	mg/kg dry	1	ED61215	04/12/06	04/12/06	EPA 8015M	
Carbon Ranges C12-C28	ND	10.0	"	"	"	"	"	"	
Carbon Ranges C28-C35	ND	10.0	"	"	"	"	"	"	
Total Hydrocarbon C6-C35	ND	10.0	"	"	"	"	"	"	
Surrogate: 1-Chlorooctane		86.8 %	70-130		"	"	"	"	
Surrogate: 1-Chlorooctadecane		86.4 %	70-130		"	"	"	"	
MW-2 90' (6D10006-70) Soil									
Benzene	ND	0.0250	mg/kg dry	25	ED61406	04/13/06	04/14/06	EPA 8021B	
Toluene	ND	0.0250	"	"	"	"	"	"	
Ethylbenzene	ND	0.0250	"	"	"	"	"	"	
Xylene (p/m)	ND	0.0250	"	"	"	"	"	"	
Xylene (o)	ND	0.0250	"	"	"	"	"	"	
Surrogate: a,a,a-Trifluorotoluene		93.8 %	80-120		"	"	"	"	
Surrogate: 4-Bromofluorobenzene		81.0 %	80-120		"	"	"	"	
Carbon Ranges C6-C12	ND	10.0	mg/kg dry	1	ED61215	04/12/06	04/13/06	EPA 8015M	
Carbon Ranges C12-C28	ND	10.0	"	"	"	"	"	"	
Carbon Ranges C28-C35	ND	10.0	"	"	"	"	"	"	
Total Hydrocarbon C6-C35	ND	10.0	"	"	"	"	"	"	
Surrogate: 1-Chlorooctane		95.2 %	70-130		"	"	"	"	
Surrogate: 1-Chlorooctadecane		93.0 %	70-130		"	"	"	"	

Environmental Lab of Texas

The results in this report apply to the samples analyzed in accordance with the samples received in the laboratory. This analytical report must be reproduced in its entirety, with written approval of Environmental Lab of Texas.

Page 31 of 61

Plains All American EH & S
1301 S. County Road 1150
Midland TX, 79706-4476

Project: Frisco Skelly
Project Number: 2004-00196
Project Manager: Camille Reynolds

Fax: (432) 687-4914

Reported:
04/19/06 13:13

Organics by GC
Environmental Lab of Texas

Analyte	Result	Reporting Limit	Units	Dilution	Batch	Prepared	Analyzed	Method	Notes
MW-3 5' (6D10006-71) Soil									
Benzene	ND	0.0250	mg/kg dry	25	ED61406	04/13/06	04/14/06	EPA 8021B	
Toluene	ND	0.0250	"	"	"	"	"	"	
Ethylbenzene	ND	0.0250	"	"	"	"	"	"	
Xylene (p/m)	ND	0.0250	"	"	"	"	"	"	
Xylene (o)	ND	0.0250	"	"	"	"	"	"	
Surrogate: a,a,a-Trifluorotoluene		89.2 %	80-120		"	"	"	"	
Surrogate: 4-Bromofluorobenzene		84.5 %	80-120		"	"	"	"	
Carbon Ranges C6-C12	ND	10.0	mg/kg dry	1	ED61215	04/12/06	04/13/06	EPA 8015M	
Carbon Ranges C12-C28	ND	10.0	"	"	"	"	"	"	
Carbon Ranges C28-C35	ND	10.0	"	"	"	"	"	"	
Total Hydrocarbon C6-C35	ND	10.0	"	"	"	"	"	"	
Surrogate: 1-Chlorooctane		85.4 %	70-130		"	"	"	"	
Surrogate: 1-Chlorooctadecane		85.0 %	70-130		"	"	"	"	
MW-3 10' (6D10006-72) Soil									
Benzene	ND	0.0250	mg/kg dry	25	ED61406	04/13/06	04/14/06	EPA 8021B	
Toluene	ND	0.0250	"	"	"	"	"	"	
Ethylbenzene	ND	0.0250	"	"	"	"	"	"	
Xylene (p/m)	ND	0.0250	"	"	"	"	"	"	
Xylene (o)	ND	0.0250	"	"	"	"	"	"	
Surrogate: a,a,a-Trifluorotoluene		91.5 %	80-120		"	"	"	"	
Surrogate: 4-Bromofluorobenzene		82.2 %	80-120		"	"	"	"	
Carbon Ranges C6-C12	ND	10.0	mg/kg dry	1	ED61215	04/12/06	04/13/06	EPA 8015M	
Carbon Ranges C12-C28	ND	10.0	"	"	"	"	"	"	
Carbon Ranges C28-C35	ND	10.0	"	"	"	"	"	"	
Total Hydrocarbon C6-C35	ND	10.0	"	"	"	"	"	"	
Surrogate: 1-Chlorooctane		88.0 %	70-130		"	"	"	"	
Surrogate: 1-Chlorooctadecane		87.8 %	70-130		"	"	"	"	
MW-3 20' (6D10006-73) Soil									
Benzene	ND	0.0250	mg/kg dry	25	ED61701	04/17/06	04/17/06	EPA 8021B	
Toluene	ND	0.0250	"	"	"	"	"	"	
Ethylbenzene	ND	0.0250	"	"	"	"	"	"	
Xylene (p/m)	ND	0.0250	"	"	"	"	"	"	
Xylene (o)	ND	0.0250	"	"	"	"	"	"	
Surrogate: a,a,a-Trifluorotoluene		86.8 %	80-120		"	"	"	"	
Surrogate: 4-Bromofluorobenzene		102 %	80-120		"	"	"	"	
Carbon Ranges C6-C12	ND	10.0	mg/kg dry	1	ED61215	04/12/06	04/13/06	EPA 8015M	

Environmental Lab of Texas

The results in this report apply to the samples analyzed in accordance with the samples received in the laboratory. This analytical report must be reproduced in its entirety, with written approval of Environmental Lab of Texas.

Page 32 of 61

Plains All American EH & S
1301 S. County Road 1150
Midland TX, 79706-4476

Project: Frisco Skelly
Project Number: 2004-00196
Project Manager: Camille Reynolds

Fax: (432) 687-4914

Reported:
04/19/06 13:13

Organics by GC
Environmental Lab of Texas

Analyte	Result	Reporting Limit	Units	Dilution	Batch	Prepared	Analyzed	Method	Notes
MW-3 20' (6D10006-73) Soil									
Carbon Ranges C12-C28	ND	10.0	mg/kg dry	1	ED61215	04/12/06	04/13/06	EPA 8015M	
Carbon Ranges C28-C35	ND	10.0	"	"	"	"	"	"	
Total Hydrocarbon C6-C35	ND	10.0	"	"	"	"	"	"	
Surrogate: 1-Chlorooctane		93.0 %	70-130		"	"	"	"	
Surrogate: 1-Chlorooctadecane		91.6 %	70-130		"	"	"	"	
MW-3 25' (6D10006-74) Soil									
Benzene	ND	0.0250	mg/kg dry	25	ED61701	04/17/06	04/17/06	EPA 8021B	
Toluene	ND	0.0250	"	"	"	"	"	"	
Ethylbenzene	ND	0.0250	"	"	"	"	"	"	
Xylene (p/m)	ND	0.0250	"	"	"	"	"	"	
Xylene (o)	ND	0.0250	"	"	"	"	"	"	
Surrogate: a,a,a-Trifluorotoluene		83.8 %	80-120		"	"	"	"	
Surrogate: 4-Bromofluorobenzene		97.5 %	80-120		"	"	"	"	
Carbon Ranges C6-C12	ND	10.0	mg/kg dry	1	ED61215	04/12/06	04/13/06	EPA 8015M	
Carbon Ranges C12-C28	ND	10.0	"	"	"	"	"	"	
Carbon Ranges C28-C35	ND	10.0	"	"	"	"	"	"	
Total Hydrocarbon C6-C35	ND	10.0	"	"	"	"	"	"	
Surrogate: 1-Chlorooctane		95.2 %	70-130		"	"	"	"	
Surrogate: 1-Chlorooctadecane		94.8 %	70-130		"	"	"	"	
MW-3 30' (6D10006-75) Soil									
Benzene	ND	0.0250	mg/kg dry	25	ED61701	04/17/06	04/17/06	EPA 8021B	
Toluene	ND	0.0250	"	"	"	"	"	"	
Ethylbenzene	ND	0.0250	"	"	"	"	"	"	
Xylene (p/m)	ND	0.0250	"	"	"	"	"	"	
Xylene (o)	ND	0.0250	"	"	"	"	"	"	
Surrogate: a,a,a-Trifluorotoluene		83.0 %	80-120		"	"	"	"	
Surrogate: 4-Bromofluorobenzene		101 %	80-120		"	"	"	"	
Carbon Ranges C6-C12	ND	10.0	mg/kg dry	1	ED61215	04/12/06	04/13/06	EPA 8015M	
Carbon Ranges C12-C28	ND	10.0	"	"	"	"	"	"	
Carbon Ranges C28-C35	ND	10.0	"	"	"	"	"	"	
Total Hydrocarbon C6-C35	ND	10.0	"	"	"	"	"	"	
Surrogate: 1-Chlorooctane		91.0 %	70-130		"	"	"	"	
Surrogate: 1-Chlorooctadecane		90.8 %	70-130		"	"	"	"	

Environmental Lab of Texas

The results in this report apply to the samples analyzed in accordance with the samples received in the laboratory. This analytical report must be reproduced in its entirety, with written approval of Environmental Lab of Texas.

Page 33 of 61

Plains All American EH & S
1301 S. County Road 1150
Midland TX, 79706-4476

Project: Frisco Skelly
Project Number: 2004-00196
Project Manager: Camille Reynolds

Fax: (432) 687-4914
Reported:
04/19/06 13:13

Organics by GC
Environmental Lab of Texas

Analyte	Result	Reporting Limit	Units	Dilution	Batch	Prepared	Analyzed	Method	Notes
MW-3 35' (6D10006-76) Soil									
Benzene	ND	0.0250	mg/kg dry	25	ED61701	04/17/06	04/17/06	EPA 8021B	
Toluene	ND	0.0250	"	"	"	"	"	"	
Ethylbenzene	ND	0.0250	"	"	"	"	"	"	
Xylene (p/m)	ND	0.0250	"	"	"	"	"	"	
Xylene (o)	ND	0.0250	"	"	"	"	"	"	
Surrogate: a,a,a-Trifluorotoluene		82.0 %	80-120		"	"	"	"	
Surrogate: 4-Bromofluorobenzene		96.2 %	80-120		"	"	"	"	
Carbon Ranges C6-C12	ND	10.0	mg/kg dry	1	ED61215	04/12/06	04/13/06	EPA 8015M	
Carbon Ranges C12-C28	ND	10.0	"	"	"	"	"	"	
Carbon Ranges C28-C35	ND	10.0	"	"	"	"	"	"	
Total Hydrocarbon C6-C35	ND	10.0	"	"	"	"	"	"	
Surrogate: 1-Chlorooctane		88.6 %	70-130		"	"	"	"	
Surrogate: 1-Chlorooctadecane		87.0 %	70-130		"	"	"	"	
MW-3 45' (6D10006-77) Soil									
Benzene	ND	0.0250	mg/kg dry	25	ED61701	04/17/06	04/17/06	EPA 8021B	
Toluene	ND	0.0250	"	"	"	"	"	"	
Ethylbenzene	ND	0.0250	"	"	"	"	"	"	
Xylene (p/m)	ND	0.0250	"	"	"	"	"	"	
Xylene (o)	ND	0.0250	"	"	"	"	"	"	
Surrogate: a,a,a-Trifluorotoluene		83.5 %	80-120		"	"	"	"	
Surrogate: 4-Bromofluorobenzene		94.8 %	80-120		"	"	"	"	
Carbon Ranges C6-C12	ND	10.0	mg/kg dry	1	ED61215	04/12/06	04/13/06	EPA 8015M	
Carbon Ranges C12-C28	ND	10.0	"	"	"	"	"	"	
Carbon Ranges C28-C35	ND	10.0	"	"	"	"	"	"	
Total Hydrocarbon C6-C35	ND	10.0	"	"	"	"	"	"	
Surrogate: 1-Chlorooctane		86.2 %	70-130		"	"	"	"	
Surrogate: 1-Chlorooctadecane		85.0 %	70-130		"	"	"	"	
MW-3 55' (6D10006-78) Soil									
Benzene	ND	0.0250	mg/kg dry	25	ED61701	04/17/06	04/17/06	EPA 8021B	
Toluene	ND	0.0250	"	"	"	"	"	"	
Ethylbenzene	ND	0.0250	"	"	"	"	"	"	
Xylene (p/m)	ND	0.0250	"	"	"	"	"	"	
Xylene (o)	ND	0.0250	"	"	"	"	"	"	
Surrogate: a,a,a-Trifluorotoluene		80.8 %	80-120		"	"	"	"	
Surrogate: 4-Bromofluorobenzene		95.5 %	80-120		"	"	"	"	
Carbon Ranges C6-C12	ND	10.0	mg/kg dry	1	ED61215	04/12/06	04/13/06	EPA 8015M	

Environmental Lab of Texas

The results in this report apply to the samples analyzed in accordance with the samples received in the laboratory. This analytical report must be reproduced in its entirety, with written approval of Environmental Lab of Texas.

Page 34 of 61

Plains All American EH & S
1301 S. County Road 1150
Midland TX, 79706-4476

Project: Frisco Skelly
Project Number: 2004-00196
Project Manager: Camille Reynolds

Fax: (432) 687-4914

Reported:
04/19/06 13:13

Organics by GC
Environmental Lab of Texas

Analyte	Result	Reporting Limit	Units	Dilution	Batch	Prepared	Analyzed	Method	Notes
MW-3 55' (6D10006-78) Soil									
Carbon Ranges C12-C28	ND	10.0	mg/kg dry	1	ED61215	04/12/06	04/13/06	EPA 8015M	
Carbon Ranges C28-C35	ND	10.0	"	"	"	"	"	"	
Total Hydrocarbon C6-C35	ND	10.0	"	"	"	"	"	"	
Surrogate: 1-Chlorooctane		85.2 %	70-130		"	"	"	"	
Surrogate: 1-Chlorooctadecane		84.8 %	70-130		"	"	"	"	
MW-3 75' (6D10006-79) Soil									
Benzene	ND	0.0250	mg/kg dry	25	ED61701	04/17/06	04/17/06	EPA 8021B	
Toluene	ND	0.0250	"	"	"	"	"	"	
Ethylbenzene	ND	0.0250	"	"	"	"	"	"	
Xylene (p/m)	ND	0.0250	"	"	"	"	"	"	
Xylene (o)	ND	0.0250	"	"	"	"	"	"	
Surrogate: a,a,a-Trifluorotoluene		82.8 %	80-120		"	"	"	"	
Surrogate: 4-Bromofluorobenzene		96.2 %	80-120		"	"	"	"	
Carbon Ranges C6-C12	ND	10.0	mg/kg dry	1	ED61215	04/12/06	04/13/06	EPA 8015M	
Carbon Ranges C12-C28	ND	10.0	"	"	"	"	"	"	
Carbon Ranges C28-C35	ND	10.0	"	"	"	"	"	"	
Total Hydrocarbon C6-C35	ND	10.0	"	"	"	"	"	"	
Surrogate: 1-Chlorooctane		83.4 %	70-130		"	"	"	"	
Surrogate: 1-Chlorooctadecane		83.2 %	70-130		"	"	"	"	
MW-3 85' (6D10006-80) Soil									
Benzene	ND	0.0250	mg/kg dry	25	ED61701	04/17/06	04/17/06	EPA 8021B	
Toluene	ND	0.0250	"	"	"	"	"	"	
Ethylbenzene	ND	0.0250	"	"	"	"	"	"	
Xylene (p/m)	ND	0.0250	"	"	"	"	"	"	
Xylene (o)	ND	0.0250	"	"	"	"	"	"	
Surrogate: a,a,a-Trifluorotoluene		84.5 %	80-120		"	"	"	"	
Surrogate: 4-Bromofluorobenzene		98.5 %	80-120		"	"	"	"	
Carbon Ranges C6-C12	ND	10.0	mg/kg dry	1	ED61216	04/12/06	04/13/06	EPA 8015M	
Carbon Ranges C12-C28	ND	10.0	"	"	"	"	"	"	
Carbon Ranges C28-C35	ND	10.0	"	"	"	"	"	"	
Total Hydrocarbon C6-C35	ND	10.0	"	"	"	"	"	"	
Surrogate: 1-Chlorooctane		82.4 %	70-130		"	"	"	"	
Surrogate: 1-Chlorooctadecane		79.6 %	70-130		"	"	"	"	

Environmental Lab of Texas

The results in this report apply to the samples analyzed in accordance with the samples received in the laboratory. This analytical report must be reproduced in its entirety, with written approval of Environmental Lab of Texas.

Page 35 of 61

Plains All American EH & S
1301 S. County Road 1150
Midland TX, 79706-4476

Project: Frisco Skelly
Project Number: 2004-00196
Project Manager: Camille Reynolds

Fax: (432) 687-4914
Reported:
04/19/06 13:13

Organics by GC
Environmental Lab of Texas

Analyte	Result	Reporting Limit	Units	Dilution	Batch	Prepared	Analyzed	Method	Notes
MW-3 90' (6D10006-81) Soil									
Benzene	ND	0.0250	mg/kg dry	25	ED61701	04/17/06	04/17/06	EPA 8021B	
Toluene	ND	0.0250	"	"	"	"	"	"	
Ethylbenzene	ND	0.0250	"	"	"	"	"	"	
Xylene (p/m)	ND	0.0250	"	"	"	"	"	"	
Xylene (o)	ND	0.0250	"	"	"	"	"	"	
<i>Surrogate: a,a,a-Trifluorotoluene</i>		87.2 %	80-120		"	"	"	"	
<i>Surrogate: 4-Bromofluorobenzene</i>		88.8 %	80-120		"	"	"	"	
Carbon Ranges C6-C12	ND	10.0	mg/kg dry	1	ED61216	04/12/06	04/13/06	EPA 8015M	
Carbon Ranges C12-C28	ND	10.0	"	"	"	"	"	"	
Carbon Ranges C28-C35	ND	10.0	"	"	"	"	"	"	
Total Hydrocarbon C6-C35	ND	10.0	"	"	"	"	"	"	
<i>Surrogate: 1-Chlorooctane</i>		86.6 %	70-130		"	"	"	"	
<i>Surrogate: 1-Chlorooctadecane</i>		85.6 %	70-130		"	"	"	"	

Environmental Lab of Texas

The results in this report apply to the samples analyzed in accordance with the samples received in the laboratory. This analytical report must be reproduced in its entirety, with written approval of Environmental Lab of Texas.

Page 36 of 61

Plains All American EH & S
1301 S. County Road 1150
Midland TX, 79706-4476

Project: Frisco Skelly
Project Number: 2004-00196
Project Manager: Camille Reynolds

Fax: (432) 687-4914

Reported:
04/19/06 13:13

General Chemistry Parameters by EPA / Standard Methods
Environmental Lab of Texas

Analyte	Result	Reporting Limit	Units	Dilution	Batch	Prepared	Analyzed	Method	Notes
SB-4 5' (6D10006-01) Soil									
% Moisture	1.1	0.1	%	1	ED61104	04/10/06	04/11/06	% calculation	
SB-4 10' (6D10006-02) Soil									
% Moisture	3.9	0.1	%	1	ED61104	04/10/06	04/11/06	% calculation	
SB-4 15' (6D10006-03) Soil									
% Moisture	3.3	0.1	%	1	ED61104	04/10/06	04/11/06	% calculation	
SB-4 25' (6D10006-04) Soil									
% Moisture	3.7	0.1	%	1	ED61104	04/10/06	04/11/06	% calculation	
SB-5 5' (6D10006-05) Soil									
% Moisture	2.1	0.1	%	1	ED61104	04/10/06	04/11/06	% calculation	
SB-5 10' (6D10006-06) Soil									
% Moisture	3.6	0.1	%	1	ED61104	04/10/06	04/11/06	% calculation	
SB-5 15' (6D10006-07) Soil									
% Moisture	10.5	0.1	%	1	ED61104	04/10/06	04/11/06	% calculation	
SB-5 25' (6D10006-08) Soil									
% Moisture	12.0	0.1	%	1	ED61104	04/10/06	04/11/06	% calculation	
SB-3 5' (6D10006-09) Soil									
% Moisture	5.7	0.1	%	1	ED61104	04/10/06	04/11/06	% calculation	
SB-3 10' (6D10006-10) Soil									
% Moisture	5.2	0.1	%	1	ED61104	04/10/06	04/11/06	% calculation	
SB-3 15' (6D10006-11) Soil									
% Moisture	5.6	0.1	%	1	ED61104	04/10/06	04/11/06	% calculation	

Environmental Lab of Texas

The results in this report apply to the samples analyzed in accordance with the samples received in the laboratory. This analytical report must be reproduced in its entirety, with written approval of Environmental Lab of Texas.

Page 37 of 61

Plains All American EH & S
1301 S. County Road 1150
Midland TX, 79706-4476

Project: Frisco Skelly
Project Number: 2004-00196
Project Manager: Camille Reynolds

Fax: (432) 687-4914

Reported:
04/19/06 13:13

General Chemistry Parameters by EPA / Standard Methods
Environmental Lab of Texas

Analyte	Result	Reporting Limit	Units	Dilution	Batch	Prepared	Analyzed	Method	Notes
SB-3 25' (6D10006-12) Soil									
% Moisture	5.2	0.1	%	1	ED61104	04/10/06	04/11/06	% calculation	
SB-2 5' (6D10006-13) Soil									
% Moisture	13.0	0.1	%	1	ED61104	04/10/06	04/11/06	% calculation	
SB-2 10' (6D10006-14) Soil									
% Moisture	2.4	0.1	%	1	ED61104	04/10/06	04/11/06	% calculation	
SB-2 15' (6D10006-15) Soil									
% Moisture	3.9	0.1	%	1	ED61104	04/10/06	04/11/06	% calculation	
SB-2 25' (6D10006-16) Soil									
% Moisture	5.3	0.1	%	1	ED61104	04/10/06	04/11/06	% calculation	
SB-6 5' (6D10006-17) Soil									
% Moisture	6.4	0.1	%	1	ED61104	04/10/06	04/11/06	% calculation	
SB-6 10' (6D10006-18) Soil									
% Moisture	1.8	0.1	%	1	ED61104	04/10/06	04/11/06	% calculation	
SB-6 15' (6D10006-19) Soil									
% Moisture	2.9	0.1	%	1	ED61104	04/10/06	04/11/06	% calculation	
SB-6 25' (6D10006-20) Soil									
% Moisture	2.4	0.1	%	1	ED61104	04/10/06	04/11/06	% calculation	
SB-6 30' (6D10006-21) Soil									
% Moisture	4.3	0.1	%	1	ED61104	04/10/06	04/11/06	% calculation	
SB-7 5' (6D10006-22) Soil									
% Moisture	9.2	0.1	%	1	ED61104	04/10/06	04/11/06	% calculation	

Environmental Lab of Texas

The results in this report apply to the samples analyzed in accordance with the samples received in the laboratory. This analytical report must be reproduced in its entirety, with written approval of Environmental Lab of Texas.

Page 38 of 61

Plains All American EH & S
1301 S. County Road 1150
Midland TX, 79706-4476

Project: Frisco Skelly
Project Number: 2004-00196
Project Manager: Camille Reynolds

Fax: (432) 687-4914

Reported:
04/19/06 13:13

General Chemistry Parameters by EPA / Standard Methods
Environmental Lab of Texas

Analyte	Result	Reporting Limit	Units	Dilution	Batch	Prepared	Analyzed	Method	Notes
SB-7 10' (6D10006-23) Soil									
% Moisture	2.5	0.1	%	1	ED61104	04/10/06	04/11/06	% calculation	
SB-7 15' (6D10006-24) Soil									
% Moisture	5.1	0.1	%	1	ED61104	04/10/06	04/11/06	% calculation	
SB-7 25' (6D10006-25) Soil									
% Moisture	2.3	0.1	%	1	ED61104	04/10/06	04/11/06	% calculation	
SB-7 30' (6D10006-26) Soil									
% Moisture	2.9	0.1	%	1	ED61104	04/10/06	04/11/06	% calculation	
SB-8 5' (6D10006-27) Soil									
% Moisture	5.5	0.1	%	1	ED61104	04/10/06	04/11/06	% calculation	
SB-8 10' (6D10006-28) Soil									
% Moisture	2.9	0.1	%	1	ED61104	04/10/06	04/11/06	% calculation	
SB-8 15' (6D10006-29) Soil									
% Moisture	3.0	0.1	%	1	ED61104	04/10/06	04/11/06	% calculation	
SB-8 25' (6D10006-30) Soil									
% Moisture	5.3	0.1	%	1	ED61104	04/10/06	04/11/06	% calculation	
SB-8 30' (6D10006-31) Soil									
% Moisture	4.7	0.1	%	1	ED61104	04/10/06	04/11/06	% calculation	
SB-9 5' (6D10006-32) Soil									
% Moisture	11.3	0.1	%	1	ED61104	04/10/06	04/11/06	% calculation	
SB-9 10' (6D10006-33) Soil									
% Moisture	0.8	0.1	%	1	ED61104	04/10/06	04/11/06	% calculation	

Environmental Lab of Texas

The results in this report apply to the samples analyzed in accordance with the samples received in the laboratory. This analytical report must be reproduced in its entirety, with written approval of Environmental Lab of Texas.

Page 39 of 61

Plains All American EH & S
1301 S. County Road 1150
Midland TX, 79706-4476

Project: Frisco Skelly
Project Number: 2004-00196
Project Manager: Camille Reynolds

Fax: (432) 687-4914

Reported:
04/19/06 13:13

General Chemistry Parameters by EPA / Standard Methods
Environmental Lab of Texas

Analyte	Result	Reporting Limit	Units	Dilution	Batch	Prepared	Analyzed	Method	Notes
SB-9 15' (6D10006-34) Soil									
% Moisture	2.5	0.1	%	1	ED61104	04/10/06	04/11/06	% calculation	
SB-9 25' (6D10006-35) Soil									
% Moisture	3.3	0.1	%	1	ED61104	04/10/06	04/11/06	% calculation	
SB-9 30' (6D10006-36) Soil									
% Moisture	3.3	0.1	%	1	ED61104	04/10/06	04/11/06	% calculation	
SB-10 5' (6D10006-37) Soil									
% Moisture	10.0	0.1	%	1	ED61104	04/10/06	04/11/06	% calculation	
SB-10 10' (6D10006-38) Soil									
% Moisture	4.2	0.1	%	1	ED61104	04/10/06	04/11/06	% calculation	
SB-10 20' (6D10006-39) Soil									
% Moisture	1.8	0.1	%	1	ED61104	04/10/06	04/11/06	% calculation	
SB-10 30' (6D10006-40) Soil									
% Moisture	3.3	0.1	%	1	ED61104	04/10/06	04/11/06	% calculation	
SB-10 40' (6D10006-41) Soil									
% Moisture	3.7	0.1	%	1	ED61104	04/10/06	04/11/06	% calculation	
SB-11 5' (6D10006-42) Soil									
% Moisture	9.1	0.1	%	1	ED61104	04/10/06	04/11/06	% calculation	
SB-11 10' (6D10006-43) Soil									
% Moisture	5.6	0.1	%	1	ED61104	04/10/06	04/11/06	% calculation	
SB-11 15' (6D10006-44) Soil									
% Moisture	2.8	0.1	%	1	ED61104	04/10/06	04/11/06	% calculation	

Environmental Lab of Texas

The results in this report apply to the samples analyzed in accordance with the samples received in the laboratory. This analytical report must be reproduced in its entirety, with written approval of Environmental Lab of Texas.

Page 40 of 61

Plains All American EH & S
1301 S. County Road 1150
Midland TX, 79706-4476

Project: Frisco Skelly
Project Number: 2004-00196
Project Manager: Camille Reynolds

Fax: (432) 687-4914

Reported:
04/19/06 13:13

General Chemistry Parameters by EPA / Standard Methods
Environmental Lab of Texas

Analyte	Result	Reporting Limit	Units	Dilution	Batch	Prepared	Analyzed	Method	Notes
SB-11 20' (6D10006-45) Soil									
% Moisture	3.5	0.1	%	1	ED61104	04/10/06	04/11/06	% calculation	
SB-11 25' (6D10006-46) Soil									
% Moisture	5.7	0.1	%	1	ED61104	04/10/06	04/11/06	% calculation	
SB-11 30' (6D10006-47) Soil									
% Moisture	4.9	0.1	%	1	ED61104	04/10/06	04/11/06	% calculation	
SB-11 40' (6D10006-48) Soil									
% Moisture	4.2	0.1	%	1	ED61104	04/10/06	04/11/06	% calculation	
MW-1 5' (6D10006-49) Soil									
% Moisture	9.4	0.1	%	1	ED61104	04/10/06	04/11/06	% calculation	
MW-1 10' (6D10006-50) Soil									
% Moisture	7.5	0.1	%	1	ED61104	04/10/06	04/11/06	% calculation	
MW-1 20' (6D10006-51) Soil									
% Moisture	1.2	0.1	%	1	ED61104	04/10/06	04/11/06	% calculation	
MW-1 25' (6D10006-52) Soil									
% Moisture	2.3	0.1	%	1	ED61104	04/10/06	04/11/06	% calculation	
MW-1 30' (6D10006-53) Soil									
% Moisture	4.8	0.1	%	1	ED61104	04/10/06	04/11/06	% calculation	
MW-1 35' (6D10006-54) Soil									
% Moisture	4.7	0.1	%	1	ED61104	04/10/06	04/11/06	% calculation	
MW-1 45' (6D10006-55) Soil									
% Moisture	3.7	0.1	%	1	ED61104	04/10/06	04/11/06	% calculation	

Environmental Lab of Texas

The results in this report apply to the samples analyzed in accordance with the samples received in the laboratory. This analytical report must be reproduced in its entirety, with written approval of Environmental Lab of Texas.

Page 41 of 61

Plains All American EH & S
1301 S. County Road 1150
Midland TX, 79706-4476

Project: Frisco Skelly
Project Number: 2004-00196
Project Manager: Camille Reynolds

Fax: (432) 687-4914
Reported:
04/19/06 13:13

General Chemistry Parameters by EPA / Standard Methods
Environmental Lab of Texas

Analyte	Result	Reporting Limit	Units	Dilution	Batch	Prepared	Analyzed	Method	Notes
MW-1 55' (6D10006-56) Soil									
% Moisture	3.4	0.1	%	1	ED61104	04/10/06	04/11/06	% calculation	
MW-1 75' (6D10006-57) Soil									
% Moisture	2.5	0.1	%	1	ED61104	04/10/06	04/11/06	% calculation	
MW-1 85' (6D10006-58) Soil									
% Moisture	2.9	0.1	%	1	ED61104	04/10/06	04/11/06	% calculation	
MW-1 90' (6D10006-59) Soil									
% Moisture	4.2	0.1	%	1	ED61104	04/10/06	04/11/06	% calculation	
MW-2 5' (6D10006-60) Soil									
% Moisture	6.4	0.1	%	1	ED61104	04/10/06	04/11/06	% calculation	
MW-2 10' (6D10006-61) Soil									
% Moisture	8.3	0.1	%	1	ED61104	04/10/06	04/11/06	% calculation	
MW-2 20' (6D10006-62) Soil									
% Moisture	3.0	0.1	%	1	ED61104	04/10/06	04/11/06	% calculation	
MW-2 25' (6D10006-63) Soil									
% Moisture	3.9	0.1	%	1	ED61104	04/10/06	04/11/06	% calculation	
MW-2 30' (6D10006-64) Soil									
% Moisture	3.0	0.1	%	1	ED61104	04/10/06	04/11/06	% calculation	
MW-2 35' (6D10006-65) Soil									
% Moisture	3.0	0.1	%	1	ED61104	04/10/06	04/11/06	% calculation	
MW-2 45' (6D10006-66) Soil									
% Moisture	4.3	0.1	%	1	ED61104	04/10/06	04/11/06	% calculation	

Environmental Lab of Texas

The results in this report apply to the samples analyzed in accordance with the samples received in the laboratory. This analytical report must be reproduced in its entirety, with written approval of Environmental Lab of Texas.

Page 42 of 61

Plains All American EH & S
1301 S. County Road 1150
Midland TX, 79706-4476

Project: Frisco Skelly
Project Number: 2004-00196
Project Manager: Camille Reynolds

Fax: (432) 687-4914

Reported:
04/19/06 13:13

General Chemistry Parameters by EPA / Standard Methods
Environmental Lab of Texas

Analyte	Result	Reporting Limit	Units	Dilution	Batch	Prepared	Analyzed	Method	Notes
MW-2 55' (6D10006-67) Soil									
% Moisture	4.5	0.1	%	1	ED61104	04/10/06	04/11/06	% calculation	
MW-2 75' (6D10006-68) Soil									
% Moisture	2.9	0.1	%	1	ED61104	04/10/06	04/11/06	% calculation	
MW-2 85' (6D10006-69) Soil									
% Moisture	2.7	0.1	%	1	ED61104	04/10/06	04/11/06	% calculation	
MW-2 90' (6D10006-70) Soil									
% Moisture	7.1	0.1	%	1	ED61104	04/10/06	04/11/06	% calculation	
MW-3 5' (6D10006-71) Soil									
% Moisture	5.3	0.1	%	1	ED61104	04/10/06	04/11/06	% calculation	
MW-3 10' (6D10006-72) Soil									
% Moisture	7.9	0.1	%	1	ED61104	04/10/06	04/11/06	% calculation	
MW-3 20' (6D10006-73) Soil									
% Moisture	2.0	0.1	%	1	ED61104	04/10/06	04/11/06	% calculation	
MW-3 25' (6D10006-74) Soil									
% Moisture	3.1	0.1	%	1	ED61104	04/10/06	04/11/06	% calculation	
MW-3 30' (6D10006-75) Soil									
% Moisture	4.5	0.1	%	1	ED61104	04/10/06	04/11/06	% calculation	
MW-3 35' (6D10006-76) Soil									
% Moisture	5.0	0.1	%	1	ED61104	04/10/06	04/11/06	% calculation	
MW-3 45' (6D10006-77) Soil									
% Moisture	3.1	0.1	%	1	ED61104	04/10/06	04/11/06	% calculation	

Environmental Lab of Texas

The results in this report apply to the samples analyzed in accordance with the samples received in the laboratory. This analytical report must be reproduced in its entirety, with written approval of Environmental Lab of Texas.

Page 43 of 61

Plains All American EH & S
1301 S. County Road 1150
Midland TX, 79706-4476

Project: Frisco Skelly
Project Number: 2004-00196
Project Manager: Camille Reynolds

Fax: (432) 687-4914

Reported:
04/19/06 13:13

General Chemistry Parameters by EPA / Standard Methods
Environmental Lab of Texas

Analyte	Result	Reporting Limit	Units	Dilution	Batch	Prepared	Analyzed	Method	Notes
MW-3 55' (6D10006-78) Soil									
% Moisture	4.0	0.1	%	1	ED61104	04/10/06	04/11/06	% calculation	
MW-3 75' (6D10006-79) Soil									
% Moisture	2.8	0.1	%	1	ED61104	04/10/06	04/11/06	% calculation	
MW-3 85' (6D10006-80) Soil									
% Moisture	7.1	0.1	%	1	ED61104	04/10/06	04/11/06	% calculation	
MW-3 90' (6D10006-81) Soil									
% Moisture	6.4	0.1	%	1	ED61104	04/10/06	04/11/06	% calculation	

Plains All American EH & S
1301 S. County Road 1150
Midland TX, 79706-4476

Project: Frisco Skelly
Project Number: 2004-00196
Project Manager: Camille Reynolds

Fax: (432) 687-4914

Reported:
04/19/06 13:13

Organics by GC - Quality Control
Environmental Lab of Texas

Analyte	Result	Reporting Limit	Units	Spike Level	Source Result	%REC	%REC Limits	RPD	RPD Limit	Notes
---------	--------	--------------------	-------	----------------	------------------	------	----------------	-----	--------------	-------

Batch ED61005 - EPA 5030C (GC)

Blank (ED61005-BLK1)

Prepared & Analyzed: 04/09/06

Benzene	ND	0.0250	mg/kg wet							
Toluene	ND	0.0250	"							
Ethylbenzene	ND	0.0250	"							
Xylene (p/m)	ND	0.0250	"							
Xylene (o)	ND	0.0250	"							
Surrogate: <i>a,a,a</i> -Trifluorotoluene	46.4		ug/kg	40.0		116	80-120			
Surrogate: 4-Bromofluorobenzene	37.0		"	40.0		92.5	80-120			

LCS (ED61005-BS1)

Prepared: 04/09/06 Analyzed: 04/10/06

Benzene	1.36	0.0250	mg/kg wet	1.25		109	80-120			
Toluene	1.43	0.0250	"	1.25		114	80-120			
Ethylbenzene	1.35	0.0250	"	1.25		108	80-120			
Xylene (p/m)	2.97	0.0250	"	2.50		119	80-120			
Xylene (o)	1.49	0.0250	"	1.25		119	80-120			
Surrogate: <i>a,a,a</i> -Trifluorotoluene	43.8		ug/kg	40.0		110	80-120			
Surrogate: 4-Bromofluorobenzene	35.2		"	40.0		88.0	80-120			

Calibration Check (ED61005-CCV1)

Prepared: 04/09/06 Analyzed: 04/10/06

Benzene	59.5		ug/kg	50.0		119	80-120			
Toluene	60.0		"	50.0		120	80-120			
Ethylbenzene	57.7		"	50.0		115	80-120			
Xylene (p/m)	119		"	100		119	80-120			
Xylene (o)	58.4		"	50.0		117	80-120			
Surrogate: <i>a,a,a</i> -Trifluorotoluene	37.5		"	40.0		93.8	80-120			
Surrogate: 4-Bromofluorobenzene	34.0		"	40.0		85.0	80-120			

Matrix Spike (ED61005-MS1)

Source: 6D10006-10

Prepared: 04/09/06 Analyzed: 04/10/06

Benzene	1.51	0.0250	mg/kg dry	1.32	ND	114	80-120			
Toluene	1.54	0.0250	"	1.32	ND	117	80-120			
Ethylbenzene	1.47	0.0250	"	1.32	ND	111	80-120			
Xylene (p/m)	3.12	0.0250	"	2.64	ND	118	80-120			
Xylene (o)	1.46	0.0250	"	1.32	ND	111	80-120			
Surrogate: <i>a,a,a</i> -Trifluorotoluene	43.2		ug/kg	40.0		108	80-120			
Surrogate: 4-Bromofluorobenzene	40.1		"	40.0		100	80-120			

Environmental Lab of Texas

The results in this report apply to the samples analyzed in accordance with the samples received in the laboratory. This analytical report must be reproduced in its entirety, with written approval of Environmental Lab of Texas.

Page 45 of 61

Plains All American EH & S
1301 S. County Road 1150
Midland TX, 79706-4476

Project: Frisco Skelly
Project Number: 2004-00196
Project Manager: Camille Reynolds

Fax: (432) 687-4914

Reported:
04/19/06 13:13

Organics by GC - Quality Control
Environmental Lab of Texas

Analyte	Result	Reporting Limit	Units	Spike Level	Source Result	%REC	%REC Limits	RPD	RPD Limit	Notes
---------	--------	--------------------	-------	----------------	------------------	------	----------------	-----	--------------	-------

Batch ED61005 - EPA 5030C (GC)

Matrix Spike Dup (ED61005-MSD1)

Source: 6D10006-10

Prepared: 04/09/06 Analyzed: 04/10/06

Benzene	1.42	0.0250	mg/kg dry	1.32	ND	108	80-120	5.41	20	
Toluene	1.50	0.0250	"	1.32	ND	114	80-120	2.60	20	
Ethylbenzene	1.48	0.0250	"	1.32	ND	112	80-120	0.897	20	
Xylene (p/m)	3.14	0.0250	"	2.64	ND	119	80-120	0.844	20	
Xylene (o)	1.53	0.0250	"	1.32	ND	116	80-120	4.41	20	
Surrogate: o,a,a-Trifluorotoluene	41.6		ug/kg	40.0		104	80-120			
Surrogate: 4-Bromofluorobenzene	40.3		"	40.0		101	80-120			

Batch ED61011 - Solvent Extraction (GC)

Blank (ED61011-BLK1)

Prepared & Analyzed: 04/10/06

Carbon Ranges C6-C12	ND	10.0	mg/kg wet							
Carbon Ranges C12-C28	ND	10.0	"							
Carbon Ranges C28-C35	ND	10.0	"							
Total Hydrocarbon C6-C35	ND	10.0	"							
Surrogate: 1-Chlorooctane	41.3		mg/kg	50.0		82.6	70-130			
Surrogate: 1-Chlorooctadecane	43.2		"	50.0		86.4	70-130			

LCS (ED61011-BS1)

Prepared & Analyzed: 04/10/06

Carbon Ranges C6-C12	551	10.0	mg/kg wet	500		110	75-125			
Carbon Ranges C12-C28	512	10.0	"	500		102	75-125			
Total Hydrocarbon C6-C35	1060	10.0	"	1000		106	75-125			
Surrogate: 1-Chlorooctane	52.2		mg/kg	50.0		104	70-130			
Surrogate: 1-Chlorooctadecane	45.1		"	50.0		90.2	70-130			

Calibration Check (ED61011-CCV1)

Prepared: 04/10/06 Analyzed: 04/11/06

Carbon Ranges C6-C12	280		mg/kg	250		112	80-120			
Carbon Ranges C12-C28	295		"	250		118	80-120			
Total Hydrocarbon C6-C35	575		"	500		115	80-120			
Surrogate: 1-Chlorooctane	48.0		"	50.0		96.0	70-130			
Surrogate: 1-Chlorooctadecane	44.6		"	50.0		89.2	70-130			

Environmental Lab of Texas

The results in this report apply to the samples analyzed in accordance with the samples received in the laboratory. This analytical report must be reproduced in its entirety, with written approval of Environmental Lab of Texas.

Page 46 of 61

Plains All American EH & S
1301 S. County Road 1150
Midland TX, 79706-4476

Project: Frisco Skelly
Project Number: 2004-00196
Project Manager: Camille Reynolds

Fax: (432) 687-4914

Reported:
04/19/06 13:13

Organics by GC - Quality Control
Environmental Lab of Texas

Analyte	Result	Reporting Limit	Units	Spike Level	Source Result	%REC	%REC Limits	RPD	RPD Limit	Notes
---------	--------	--------------------	-------	----------------	------------------	------	----------------	-----	--------------	-------

Batch ED61011 - Solvent Extraction (GC)

Matrix Spike (ED61011-MS1)

Source: 6D10005-01

Prepared & Analyzed: 04/10/06

Carbon Ranges C6-C12	579	10.0	mg/kg dry	502	ND	115	75-125			
Carbon Ranges C12-C28	564	10.0	"	502	28.4	107	75-125			
Total Hydrocarbon C6-C35	1140	10.0	"	1000	28.4	111	75-125			
Surrogate: 1-Chlorooctane	52.0		mg/kg	50.0		104	70-130			
Surrogate: 1-Chlorooctadecane	47.3		"	50.0		94.6	70-130			

Matrix Spike Dup (ED61011-MSD1)

Source: 6D10005-01

Prepared: 04/10/06 Analyzed: 04/11/06

Carbon Ranges C6-C12	580	10.0	mg/kg dry	502	ND	116	75-125	0.173	20	
Carbon Ranges C12-C28	572	10.0	"	502	28.4	108	75-125	1.41	20	
Total Hydrocarbon C6-C35	1150	10.0	"	1000	28.4	112	75-125	0.873	20	
Surrogate: 1-Chlorooctane	52.5		mg/kg	50.0		105	70-130			
Surrogate: 1-Chlorooctadecane	46.5		"	50.0		93.0	70-130			

Batch ED61102 - EPA 5030C (GC)

Blank (ED61102-BLK1)

Prepared & Analyzed: 04/11/06

Benzene	ND	0.0250	mg/kg wet							
Toluene	ND	0.0250	"							
Ethylbenzene	ND	0.0250	"							
Xylene (p/m)	ND	0.0250	"							
Xylene (o)	ND	0.0250	"							
Surrogate: a,a,a-Trifluorotoluene	35.9		ug/kg	40.0		89.8	80-120			
Surrogate: 4-Bromofluorobenzene	32.9		"	40.0		82.2	80-120			

LCS (ED61102-BS1)

Prepared & Analyzed: 04/11/06

Benzene	1.42	0.0250	mg/kg wet	1.25		114	80-120			
Toluene	1.48	0.0250	"	1.25		118	80-120			
Ethylbenzene	1.36	0.0250	"	1.25		109	80-120			
Xylene (p/m)	3.00	0.0250	"	2.50		120	80-120			
Xylene (o)	1.41	0.0250	"	1.25		113	80-120			
Surrogate: a,a,a-Trifluorotoluene	38.8		ug/kg	40.0		97.0	80-120			
Surrogate: 4-Bromofluorobenzene	38.9		"	40.0		97.2	80-120			

Environmental Lab of Texas

The results in this report apply to the samples analyzed in accordance with the samples received in the laboratory. This analytical report must be reproduced in its entirety, with written approval of Environmental Lab of Texas.

Page 47 of 61

Plains All American EH & S
1301 S. County Road 1150
Midland TX, 79706-4476

Project: Frisco Skelly
Project Number: 2004-00196
Project Manager: Camille Reynolds

Fax: (432) 687-4914

Reported:
04/19/06 13:13

Organics by GC - Quality Control
Environmental Lab of Texas

Analyte	Result	Reporting Limit	Units	Spike Level	Source Result	%REC	%REC Limits	RPD	RPD Limit	Notes
---------	--------	--------------------	-------	----------------	------------------	------	----------------	-----	--------------	-------

Batch ED61102 - EPA 5030C (GC)

Calibration Check (ED61102-CCV1)

Prepared & Analyzed: 04/11/06

Benzene	59.5		ug/kg	50.0		119	80-120			
Toluene	60.0		"	50.0		120	80-120			
Ethylbenzene	57.7		"	50.0		115	80-120			
Xylene (p/m)	119		"	100		119	80-120			
Xylene (o)	58.4		"	50.0		117	80-120			
Surrogate: a,a,a-Trifluorotoluene	37.5		"	40.0		93.8	80-120			
Surrogate: 4-Bromofluorobenzene	34.0		"	40.0		85.0	80-120			

Matrix Spike (ED61102-MS1)

Source: 6D10006-11

Prepared & Analyzed: 04/11/06

Benzene	1.51	0.0250	mg/kg dry	1.32	ND	114	80-120			
Toluene	1.54	0.0250	"	1.32	ND	117	80-120			
Ethylbenzene	1.52	0.0250	"	1.32	ND	115	80-120			
Xylene (p/m)	3.15	0.0250	"	2.65	ND	119	80-120			
Xylene (o)	1.58	0.0250	"	1.32	ND	120	80-120			
Surrogate: a,a,a-Trifluorotoluene	41.9		ug/kg	40.0		105	80-120			
Surrogate: 4-Bromofluorobenzene	38.0		"	40.0		95.0	80-120			

Matrix Spike Dup (ED61102-MSD1)

Source: 6D10006-11

Prepared & Analyzed: 04/11/06

Benzene	1.49	0.0250	mg/kg dry	1.32	ND	113	80-120	0.881	20	
Toluene	1.53	0.0250	"	1.32	ND	116	80-120	0.858	20	
Ethylbenzene	1.47	0.0250	"	1.32	ND	111	80-120	3.54	20	
Xylene (p/m)	3.14	0.0250	"	2.65	ND	118	80-120	0.844	20	
Xylene (o)	1.54	0.0250	"	1.32	ND	117	80-120	2.53	20	
Surrogate: a,a,a-Trifluorotoluene	43.2		ug/kg	40.0		108	80-120			
Surrogate: 4-Bromofluorobenzene	40.2		"	40.0		100	80-120			

Batch ED61113 - Solvent Extraction (GC)

Blank (ED61113-BLK1)

Prepared & Analyzed: 04/11/06

Carbon Ranges C6-C12	ND	10.0	mg/kg wet							
Carbon Ranges C12-C28	ND	10.0	"							
Carbon Ranges C28-C35	ND	10.0	"							
Total Hydrocarbon C6-C35	ND	10.0	"							
Surrogate: 1-Chlorooctane	43.7		mg/kg	50.0		87.4	70-130			
Surrogate: 1-Chlorooctadecane	45.4		"	50.0		90.8	70-130			

Environmental Lab of Texas

The results in this report apply to the samples analyzed in accordance with the samples received in the laboratory. This analytical report must be reproduced in its entirety, with written approval of Environmental Lab of Texas.

Page 48 of 61

Plains All American EH & S
1301 S. County Road 1150
Midland TX, 79706-4476

Project: Frisco Skelly
Project Number: 2004-00196
Project Manager: Camille Reynolds

Fax: (432) 687-4914

Reported:
04/19/06 13:13

Organics by GC - Quality Control
Environmental Lab of Texas

Analyte	Result	Reporting Limit	Units	Spike Level	Source Result	%REC	%REC Limits	RPD	RPD Limit	Notes
---------	--------	--------------------	-------	----------------	------------------	------	----------------	-----	--------------	-------

Batch ED61113 - Solvent Extraction (GC)

LCS (ED61113-BS1)

Prepared & Analyzed: 04/11/06

Carbon Ranges C6-C12	549	10.0	mg/kg wet	500		110	75-125			
Carbon Ranges C12-C28	540	10.0	"	500		108	75-125			
Total Hydrocarbon C6-C35	1090	10.0	"	1000		109	75-125			
Surrogate: 1-Chlorooctane	53.3		mg/kg	50.0		107	70-130			
Surrogate: 1-Chlorooctadecane	45.5		"	50.0		91.0	70-130			

Calibration Check (ED61113-CCV1)

Prepared: 04/11/06 Analyzed: 04/12/06

Carbon Ranges C6-C12	258		mg/kg	250		103	80-120			
Carbon Ranges C12-C28	297		"	250		119	80-120			
Total Hydrocarbon C6-C35	555		"	500		111	80-120			
Surrogate: 1-Chlorooctane	44.6		"	50.0		89.2	70-130			
Surrogate: 1-Chlorooctadecane	42.1		"	50.0		84.2	70-130			

Matrix Spike (ED61113-MS1)

Source: 6D10006-20

Prepared & Analyzed: 04/11/06

Carbon Ranges C6-C12	600	10.0	mg/kg dry	512	ND	117	75-125			
Carbon Ranges C12-C28	589	10.0	"	512	ND	115	75-125			
Total Hydrocarbon C6-C35	1190	10.0	"	1020	ND	117	75-125			
Surrogate: 1-Chlorooctane	59.3		mg/kg	50.0		119	70-130			
Surrogate: 1-Chlorooctadecane	55.8		"	50.0		112	70-130			

Matrix Spike Dup (ED61113-MSD1)

Source: 6D10006-20

Prepared & Analyzed: 04/11/06

Carbon Ranges C6-C12	523	10.0	mg/kg dry	512	ND	102	75-125	13.7	20	
Carbon Ranges C12-C28	594	10.0	"	512	ND	116	75-125	0.845	20	
Total Hydrocarbon C6-C35	1120	10.0	"	1020	ND	110	75-125	6.06	20	
Surrogate: 1-Chlorooctane	60.0		mg/kg	50.0		120	70-130			
Surrogate: 1-Chlorooctadecane	56.6		"	50.0		113	70-130			

Environmental Lab of Texas

The results in this report apply to the samples analyzed in accordance with the samples received in the laboratory. This analytical report must be reproduced in its entirety, with written approval of Environmental Lab of Texas.

Page 49 of 61

Plains All American EH & S
1301 S. County Road 1150
Midland TX, 79706-4476

Project: Frisco Skelly
Project Number: 2004-00196
Project Manager: Camille Reynolds

Fax: (432) 687-4914

Reported:
04/19/06 13:13

Organics by GC - Quality Control
Environmental Lab of Texas

Analyte	Result	Reporting Limit	Units	Spike Level	Source Result	%REC	%REC Limits	RPD	RPD Limit	Notes
---------	--------	--------------------	-------	----------------	------------------	------	----------------	-----	--------------	-------

Batch ED61114 - Solvent Extraction (GC)

Blank (ED61114-BLK1)

Prepared: 04/11/06 Analyzed: 04/12/06

Carbon Ranges C6-C12	ND	10.0	mg/kg wet							
Carbon Ranges C12-C28	ND	10.0	"							
Carbon Ranges C28-C35	ND	10.0	"							
Total Hydrocarbon C6-C35	ND	10.0	"							
Surrogate: 1-Chlorooctane	53.2		mg/kg	50.0		106	70-130			
Surrogate: 1-Chlorooctadecane	54.0		"	50.0		108	70-130			

LCS (ED61114-BS1)

Prepared: 04/11/06 Analyzed: 04/13/06

Carbon Ranges C6-C12	600	10.0	mg/kg wet	500		120	75-125			
Carbon Ranges C12-C28	586	10.0	"	500		117	75-125			
Total Hydrocarbon C6-C35	1190	10.0	"	1000		119	75-125			
Surrogate: 1-Chlorooctane	62.0		mg/kg	50.0		124	70-130			
Surrogate: 1-Chlorooctadecane	49.9		"	50.0		99.8	70-130			

Calibration Check (ED61114-CCV1)

Prepared: 04/11/06 Analyzed: 04/12/06

Carbon Ranges C6-C12	255		mg/kg	250		102	80-120			
Carbon Ranges C12-C28	299		"	250		120	80-120			
Total Hydrocarbon C6-C35	554		"	500		111	80-120			
Surrogate: 1-Chlorooctane	44.8		"	50.0		89.6	70-130			
Surrogate: 1-Chlorooctadecane	42.7		"	50.0		85.4	70-130			

Matrix Spike (ED61114-MS1)

Source: 6D10006-40

Prepared: 04/11/06 Analyzed: 04/12/06

Carbon Ranges C6-C12	559	10.0	mg/kg dry	517	ND	108	75-125			
Carbon Ranges C12-C28	557	10.0	"	517	ND	108	75-125			
Total Hydrocarbon C6-C35	1120	10.0	"	1030	ND	109	75-125			
Surrogate: 1-Chlorooctane	60.9		mg/kg	50.0		122	70-130			
Surrogate: 1-Chlorooctadecane	53.4		"	50.0		107	70-130			

Environmental Lab of Texas

The results in this report apply to the samples analyzed in accordance with the samples received in the laboratory. This analytical report must be reproduced in its entirety, with written approval of Environmental Lab of Texas.

Page 50 of 61

Plains All American EH & S
1301 S. County Road 1150
Midland TX, 79706-4476

Project: Frisco Skelly
Project Number: 2004-00196
Project Manager: Camille Reynolds

Fax: (432) 687-4914

Reported:
04/19/06 13:13

Organics by GC - Quality Control
Environmental Lab of Texas

Analyte	Result	Reporting Limit	Units	Spike Level	Source Result	%REC	%REC Limits	RPD	RPD Limit	Notes
---------	--------	--------------------	-------	----------------	------------------	------	----------------	-----	--------------	-------

Batch ED61114 - Solvent Extraction (GC)

Matrix Spike Dup (ED61114-MSD1)

Source: 6D10006-40

Prepared: 04/11/06 Analyzed: 04/12/06

Carbon Ranges C6-C12	547	10.0	mg/kg dry	517	ND	106	75-125	2.17	20	
Carbon Ranges C12-C28	539	10.0	"	517	ND	104	75-125	3.28	20	
Total Hydrocarbon C6-C35	1090	10.0	"	1030	ND	106	75-125	2.71	20	
Surrogate: 1-Chlorooctane	59.7		mg/kg	50.0		119	70-130			
Surrogate: 1-Chlorooctadecane	52.3		"	50.0		105	70-130			

Batch ED61214 - EPA 5030C (GC)

Blank (ED61214-BLK1)

Prepared & Analyzed: 04/12/06

Benzene	ND	0.0250	mg/kg wet							
Toluene	ND	0.0250	"							
Ethylbenzene	ND	0.0250	"							
Xylene (p/m)	ND	0.0250	"							
Xylene (o)	ND	0.0250	"							
Surrogate: a,a,a-Trifluorotoluene	37.0		ug/kg	40.0		92.5	80-120			
Surrogate: 4-Bromofluorobenzene	33.2		"	40.0		83.0	80-120			

LCS (ED61214-BS1)

Prepared & Analyzed: 04/12/06

Benzene	1.31	0.0250	mg/kg wet	1.25		105	80-120			
Toluene	1.41	0.0250	"	1.25		113	80-120			
Ethylbenzene	1.30	0.0250	"	1.25		104	80-120			
Xylene (p/m)	3.00	0.0250	"	2.50		120	80-120			
Xylene (o)	1.50	0.0250	"	1.25		120	80-120			
Surrogate: a,a,a-Trifluorotoluene	41.1		ug/kg	40.0		103	80-120			
Surrogate: 4-Bromofluorobenzene	37.8		"	40.0		94.5	80-120			

Calibration Check (ED61214-CCV1)

Prepared & Analyzed: 04/12/06

Benzene	57.8		ug/kg	50.0		116	80-120			
Toluene	57.5		"	50.0		115	80-120			
Ethylbenzene	55.8		"	50.0		112	80-120			
Xylene (p/m)	113		"	100		113	80-120			
Xylene (o)	58.0		"	50.0		116	80-120			
Surrogate: a,a,a-Trifluorotoluene	44.2		"	40.0		110	80-120			
Surrogate: 4-Bromofluorobenzene	42.8		"	40.0		107	80-120			

Environmental Lab of Texas

The results in this report apply to the samples analyzed in accordance with the samples received in the laboratory. This analytical report must be reproduced in its entirety, with written approval of Environmental Lab of Texas.

Page 51 of 61

Plains All American EH & S
1301 S. County Road 1150
Midland TX, 79706-4476

Project: Frisco Skelly
Project Number: 2004-00196
Project Manager: Camille Reynolds

Fax: (432) 687-4914

Reported:
04/19/06 13:13

Organics by GC - Quality Control
Environmental Lab of Texas

Analyte	Result	Reporting Limit	Units	Spike Level	Source Result	%REC	%REC Limits	RPD	RPD Limit	Notes
---------	--------	--------------------	-------	----------------	------------------	------	----------------	-----	--------------	-------

Batch ED61214 - EPA 5030C (GC)

Matrix Spike (ED61214-MS1)

Source: 6D10006-39

Prepared: 04/12/06 Analyzed: 04/13/06

Benzene	1.33	0.0250	mg/kg dry	1.27	ND	105	80-120			
Toluene	1.40	0.0250	"	1.27	ND	110	80-120			
Ethylbenzene	1.28	0.0250	"	1.27	ND	101	80-120			
Xylene (p/m)	2.97	0.0250	"	2.55	ND	116	80-120			
Xylene (o)	1.45	0.0250	"	1.27	ND	114	80-120			
Surrogate: <i>a,a,a</i> -Trifluorotoluene	42.3		ug/kg	40.0		106	80-120			
Surrogate: 4-Bromofluorobenzene	36.0		"	40.0		90.0	80-120			

Matrix Spike Dup (ED61214-MSD1)

Source: 6D10006-39

Prepared: 04/12/06 Analyzed: 04/13/06

Benzene	1.35	0.0250	mg/kg dry	1.27	ND	106	80-120	0.948	20	
Toluene	1.44	0.0250	"	1.27	ND	113	80-120	2.69	20	
Ethylbenzene	1.31	0.0250	"	1.27	ND	103	80-120	1.96	20	
Xylene (p/m)	3.02	0.0250	"	2.55	ND	118	80-120	1.71	20	
Xylene (o)	1.51	0.0250	"	1.27	ND	119	80-120	4.29	20	
Surrogate: <i>a,a,a</i> -Trifluorotoluene	40.4		ug/kg	40.0		101	80-120			
Surrogate: 4-Bromofluorobenzene	38.6		"	40.0		96.5	80-120			

Batch ED61215 - Solvent Extraction (GC)

Blank (ED61215-BLK1)

Prepared & Analyzed: 04/12/06

Carbon Ranges C6-C12	ND	10.0	mg/kg wet							
Carbon Ranges C12-C28	ND	10.0	"							
Carbon Ranges C28-C35	ND	10.0	"							
Total Hydrocarbon C6-C35	ND	10.0	"							
Surrogate: 1-Chlorooctane	38.2		mg/kg	50.0		76.4	70-130			
Surrogate: 1-Chlorooctadecane	40.4		"	50.0		80.8	70-130			

Plains All American EH & S
1301 S. County Road 1150
Midland TX, 79706-4476

Project: Frisco Skelly
Project Number: 2004-00196
Project Manager: Camille Reynolds

Fax: (432) 687-4914

Reported:
04/19/06 13:13

Organics by GC - Quality Control
Environmental Lab of Texas

Analyte	Result	Reporting Limit	Units	Spike Level	Source Result	%REC	%REC Limits	RPD	RPD Limit	Notes
---------	--------	--------------------	-------	----------------	------------------	------	----------------	-----	--------------	-------

Batch ED61215 - Solvent Extraction (GC)

LCS (ED61215-BS1)

Prepared & Analyzed: 04/12/06

Carbon Ranges C6-C12	498	10.0	mg/kg wet	500		99.6	75-125			
Carbon Ranges C12-C28	498	10.0	"	500		99.6	75-125			
Total Hydrocarbon C6-C35	996	10.0	"	1000		99.6	75-125			
Surrogate: 1-Chlorooctane	49.4		mg/kg	50.0		98.8	70-130			
Surrogate: 1-Chlorooctadecane	40.1		"	50.0		80.2	70-130			

Calibration Check (ED61215-CCV1)

Prepared: 04/12/06 Analyzed: 04/13/06

Carbon Ranges C6-C12	261		mg/kg	250		104	80-120			
Carbon Ranges C12-C28	296		"	250		118	80-120			
Total Hydrocarbon C6-C35	557		"	500		111	80-120			
Surrogate: 1-Chlorooctane	45.5		"	50.0		91.0	70-130			
Surrogate: 1-Chlorooctadecane	42.4		"	50.0		84.8	70-130			

Matrix Spike (ED61215-MS1)

Source: 6D10006-79

Prepared & Analyzed: 04/12/06

Carbon Ranges C6-C12	486	10.0	mg/kg dry	514	ND	94.6	75-125			
Carbon Ranges C12-C28	491	10.0	"	514	ND	95.5	75-125			
Total Hydrocarbon C6-C35	977	10.0	"	1030	ND	94.9	75-125			
Surrogate: 1-Chlorooctane	54.1		mg/kg	50.0		108	70-130			
Surrogate: 1-Chlorooctadecane	45.7		"	50.0		91.4	70-130			

Matrix Spike Dup (ED61215-MSD1)

Source: 6D10006-79

Prepared & Analyzed: 04/12/06

Carbon Ranges C6-C12	486	10.0	mg/kg dry	514	ND	94.6	75-125	0.00	20	
Carbon Ranges C12-C28	489	10.0	"	514	ND	95.1	75-125	0.408	20	
Total Hydrocarbon C6-C35	975	10.0	"	1030	ND	94.7	75-125	0.205	20	
Surrogate: 1-Chlorooctane	53.8		mg/kg	50.0		108	70-130			
Surrogate: 1-Chlorooctadecane	44.6		"	50.0		89.2	70-130			

Environmental Lab of Texas

The results in this report apply to the samples analyzed in accordance with the samples received in the laboratory. This analytical report must be reproduced in its entirety, with written approval of Environmental Lab of Texas.

Page 53 of 61

Plains All American EH & S
1301 S. County Road 1150
Midland TX, 79706-4476

Project: Frisco Skelly
Project Number: 2004-00196
Project Manager: Camille Reynolds

Fax: (432) 687-4914

Reported:
04/19/06 13:13

Organics by GC - Quality Control
Environmental Lab of Texas

Analyte	Result	Reporting Limit	Units	Spike Level	Source Result	%REC Limits	RPD	RPD Limit	Notes
---------	--------	--------------------	-------	----------------	------------------	----------------	-----	--------------	-------

Batch ED61216 - Solvent Extraction (GC)

Blank (ED61216-BLK1)

Prepared: 04/12/06 Analyzed: 04/13/06

Carbon Ranges C6-C12	ND	10.0	mg/kg wet						
Carbon Ranges C12-C28	ND	10.0	"						
Carbon Ranges C28-C35	ND	10.0	"						
Total Hydrocarbon C6-C35	ND	10.0	"						
Surrogate: 1-Chlorooctane	39.7		mg/kg	50.0		79.4	70-130		
Surrogate: 1-Chlorooctadecane	41.8		"	50.0		83.6	70-130		

LCS (ED61216-BS1)

Prepared: 04/12/06 Analyzed: 04/13/06

Carbon Ranges C6-C12	525	10.0	mg/kg wet	500		105	75-125		
Carbon Ranges C12-C28	517	10.0	"	500		103	75-125		
Total Hydrocarbon C6-C35	1040	10.0	"	1000		104	75-125		
Surrogate: 1-Chlorooctane	52.6		mg/kg	50.0		105	70-130		
Surrogate: 1-Chlorooctadecane	42.9		"	50.0		85.8	70-130		

Calibration Check (ED61216-CCV1)

Prepared: 04/12/06 Analyzed: 04/13/06

Carbon Ranges C6-C12	260		mg/kg	250		104	80-120		
Carbon Ranges C12-C28	299		"	250		120	80-120		
Total Hydrocarbon C6-C35	559		"	500		112	80-120		
Surrogate: 1-Chlorooctane	46.1		"	50.0		92.2	70-130		
Surrogate: 1-Chlorooctadecane	43.9		"	50.0		87.8	70-130		

Matrix Spike (ED61216-MS1)

Source: 6D10006-80

Prepared: 04/12/06 Analyzed: 04/13/06

Carbon Ranges C6-C12	515	10.0	mg/kg dry	538	ND	95.7	75-125		
Carbon Ranges C12-C28	505	10.0	"	538	ND	93.9	75-125		
Total Hydrocarbon C6-C35	1020	10.0	"	1080	ND	94.4	75-125		
Surrogate: 1-Chlorooctane	54.8		mg/kg	50.0		110	70-130		
Surrogate: 1-Chlorooctadecane	45.8		"	50.0		91.6	70-130		

Environmental Lab of Texas

The results in this report apply to the samples analyzed in accordance with the samples received in the laboratory. This analytical report must be reproduced in its entirety, with written approval of Environmental Lab of Texas.

Page 54 of 61

Plains All American EH & S
1301 S. County Road 1150
Midland TX, 79706-4476

Project: Frisco Skelly
Project Number: 2004-00196
Project Manager: Camille Reynolds

Fax: (432) 687-4914

Reported:
04/19/06 13:13

Organics by GC - Quality Control
Environmental Lab of Texas

Analyte	Result	Reporting Limit	Units	Spike Level	Source Result	%REC	%REC Limits	RPD	RPD Limit	Notes
---------	--------	--------------------	-------	----------------	------------------	------	----------------	-----	--------------	-------

Batch ED61216 - Solvent Extraction (GC)

Matrix Spike Dup (ED61216-MSD1)

Source: 6D10006-80

Prepared: 04/12/06 Analyzed: 04/13/06

Carbon Ranges C6-C12	505	10.0	mg/kg dry	538	ND	93.9	75-125	1.96	20	
Carbon Ranges C12-C28	505	10.0	"	538	ND	93.9	75-125	0.00	20	
Total Hydrocarbon C6-C35	1010	10.0	"	1080	ND	93.5	75-125	0.985	20	
Surrogate: <i>i</i> -Chlorooctane	53.5		mg/kg	50.0		107	70-130			
Surrogate: <i>i</i> -Chlorooctadecane	43.9		"	50.0		87.8	70-130			

Batch ED61307 - EPA 5030C (GC)

Blank (ED61307-BLK1)

Prepared & Analyzed: 04/13/06

Benzene	ND	0.0250	mg/kg wet							
Toluene	ND	0.0250	"							
Ethylbenzene	ND	0.0250	"							
Xylene (p/m)	ND	0.0250	"							
Xylene (o)	ND	0.0250	"							
Surrogate: <i>a,a,a</i> -Trifluorotoluene	38.2		ug/kg	40.0		95.5	80-120			
Surrogate: 4-Bromofluorobenzene	34.3		"	40.0		85.8	80-120			

LCS (ED61307-BS1)

Prepared & Analyzed: 04/13/06

Benzene	1.29	0.0250	mg/kg wet	1.25		103	80-120			
Toluene	1.38	0.0250	"	1.25		110	80-120			
Ethylbenzene	1.34	0.0250	"	1.25		107	80-120			
Xylene (p/m)	2.98	0.0250	"	2.50		119	80-120			
Xylene (o)	1.47	0.0250	"	1.25		118	80-120			
Surrogate: <i>a,a,a</i> -Trifluorotoluene	39.8		ug/kg	40.0		99.5	80-120			
Surrogate: 4-Bromofluorobenzene	38.6		"	40.0		96.5	80-120			

Calibration Check (ED61307-CCV1)

Prepared: 04/13/06 Analyzed: 04/14/06

Benzene	53.0		ug/kg	50.0		106	80-120			
Toluene	53.3		"	50.0		107	80-120			
Ethylbenzene	52.4		"	50.0		105	80-120			
Xylene (p/m)	107		"	100		107	80-120			
Xylene (o)	55.2		"	50.0		110	80-120			
Surrogate: <i>a,a,a</i> -Trifluorotoluene	38.0		"	40.0		95.0	80-120			
Surrogate: 4-Bromofluorobenzene	40.3		"	40.0		101	80-120			

Environmental Lab of Texas

The results in this report apply to the samples analyzed in accordance with the samples received in the laboratory. This analytical report must be reproduced in its entirety, with written approval of Environmental Lab of Texas.

Page 55 of 61

Plains All American EH & S
1301 S. County Road 1150
Midland TX, 79706-4476

Project: Frisco Skelly
Project Number: 2004-00196
Project Manager: Camille Reynolds

Fax: (432) 687-4914

Reported:
04/19/06 13:13

Organics by GC - Quality Control
Environmental Lab of Texas

Analyte	Result	Reporting Limit	Units	Spike Level	Source Result	%REC	%REC Limits	RPD	RPD Limit	Notes
---------	--------	--------------------	-------	----------------	------------------	------	----------------	-----	--------------	-------

Batch ED61307 - EPA 5030C (GC)

Matrix Spike (ED61307-MS1)

Source: 6D10006-37

Prepared: 04/13/06 Analyzed: 04/14/06

Benzene	1.45	0.0250	mg/kg dry	1.39	ND	104	80-120			
Toluene	1.52	0.0250	"	1.39	ND	109	80-120			
Ethylbenzene	1.39	0.0250	"	1.39	ND	100	80-120			
Xylene (p/m)	3.21	0.0250	"	2.78	ND	115	80-120			
Xylene (o)	1.57	0.0250	"	1.39	ND	113	80-120			
Surrogate: <i>a,a,a</i> -Trifluorotoluene	40.5		ug/kg	40.0		101	80-120			
Surrogate: 4-Bromofluorobenzene	35.1		"	40.0		87.8	80-120			

Matrix Spike Dup (ED61307-MSD1)

Source: 6D10006-37

Prepared: 04/13/06 Analyzed: 04/14/06

Benzene	1.43	0.0250	mg/kg dry	1.39	ND	103	80-120	0.966	20	
Toluene	1.52	0.0250	"	1.39	ND	109	80-120	0.00	20	
Ethylbenzene	1.34	0.0250	"	1.39	ND	96.4	80-120	3.67	20	
Xylene (p/m)	3.24	0.0250	"	2.78	ND	117	80-120	1.72	20	
Xylene (o)	1.56	0.0250	"	1.39	ND	112	80-120	0.889	20	
Surrogate: <i>a,a,a</i> -Trifluorotoluene	41.8		ug/kg	40.0		104	80-120			
Surrogate: 4-Bromofluorobenzene	36.5		"	40.0		91.2	80-120			

Batch ED61406 - EPA 5030C (GC)

Blank (ED61406-BLK1)

Prepared: 04/13/06 Analyzed: 04/14/06

Benzene	ND	0.0250	mg/kg wet							
Toluene	ND	0.0250	"							
Ethylbenzene	ND	0.0250	"							
Xylene (p/m)	ND	0.0250	"							
Xylene (o)	ND	0.0250	"							
Surrogate: <i>a,a,a</i> -Trifluorotoluene	36.9		ug/kg	40.0		92.2	80-120			
Surrogate: 4-Bromofluorobenzene	33.2		"	40.0		83.0	80-120			

Environmental Lab of Texas

The results in this report apply to the samples analyzed in accordance with the samples received in the laboratory. This analytical report must be reproduced in its entirety, with written approval of Environmental Lab of Texas.

Page 56 of 61

Plains All American EH & S
1301 S. County Road 1150
Midland TX, 79706-4476

Project: Frisco Skelly
Project Number: 2004-00196
Project Manager: Camille Reynolds

Fax: (432) 687-4914

Reported:
04/19/06 13:13

Organics by GC - Quality Control
Environmental Lab of Texas

Analyte	Result	Reporting Limit	Units	Spike Level	Source Result	%REC	%REC Limits	RPD	RPD Limit	Notes
---------	--------	--------------------	-------	----------------	------------------	------	----------------	-----	--------------	-------

Batch ED61406 - EPA 5030C (GC)

LCS (ED61406-BS1)

Prepared: 04/13/06 Analyzed: 04/14/06

Benzene	1.27	0.0250	mg/kg wet	1.25		102	80-120			
Toluene	1.38	0.0250	"	1.25		110	80-120			
Ethylbenzene	1.34	0.0250	"	1.25		107	80-120			
Xylene (p/m)	2.96	0.0250	"	2.50		118	80-120			
Xylene (o)	1.49	0.0250	"	1.25		119	80-120			
Surrogate: <i>a,a,a</i> -Trifluorotoluene	40.3		ug/kg	40.0		101	80-120			
Surrogate: 4-Bromofluorobenzene	38.9		"	40.0		97.2	80-120			

Calibration Check (ED61406-CCV1)

Prepared: 04/13/06 Analyzed: 04/17/06

Benzene	45.4		ug/kg	50.0		90.8	80-120			
Toluene	44.2		"	50.0		88.4	80-120			
Ethylbenzene	48.7		"	50.0		97.4	80-120			
Xylene (p/m)	98.3		"	100		98.3	80-120			
Xylene (o)	50.9		"	50.0		102	80-120			
Surrogate: <i>a,a,a</i> -Trifluorotoluene	32.8		"	40.0		82.0	80-120			
Surrogate: 4-Bromofluorobenzene	37.6		"	40.0		94.0	80-120			

Matrix Spike (ED61406-MS1)

Source: 6D10006-53

Prepared: 04/13/06 Analyzed: 04/14/06

Benzene	1.26	0.0250	mg/kg dry	1.31	ND	96.2	80-120			
Toluene	1.35	0.0250	"	1.31	ND	103	80-120			
Ethylbenzene	1.31	0.0250	"	1.31	ND	100	80-120			
Xylene (p/m)	2.93	0.0250	"	2.63	ND	111	80-120			
Xylene (o)	1.46	0.0250	"	1.31	ND	111	80-120			
Surrogate: <i>a,a,a</i> -Trifluorotoluene	37.7		ug/kg	40.0		94.2	80-120			
Surrogate: 4-Bromofluorobenzene	36.0		"	40.0		90.0	80-120			

Matrix Spike Dup (ED61406-MSD1)

Source: 6D10006-53

Prepared: 04/13/06 Analyzed: 04/14/06

Benzene	1.33	0.0250	mg/kg dry	1.31	ND	102	80-120	5.85	20	
Toluene	1.36	0.0250	"	1.31	ND	104	80-120	0.966	20	
Ethylbenzene	1.30	0.0250	"	1.31	ND	99.2	80-120	0.803	20	
Xylene (p/m)	2.93	0.0250	"	2.63	ND	111	80-120	0.00	20	
Xylene (o)	1.44	0.0250	"	1.31	ND	110	80-120	0.905	20	
Surrogate: <i>a,a,a</i> -Trifluorotoluene	41.2		ug/kg	40.0		103	80-120			
Surrogate: 4-Bromofluorobenzene	38.4		"	40.0		96.0	80-120			

Environmental Lab of Texas

The results in this report apply to the samples analyzed in accordance with the samples received in the laboratory. This analytical report must be reproduced in its entirety, with written approval of Environmental Lab of Texas.

Page 57 of 61

Plains All American EH & S
1301 S. County Road 1150
Midland TX, 79706-4476

Project: Frisco Skelly
Project Number: 2004-00196
Project Manager: Camille Reynolds

Fax: (432) 687-4914

Reported:
04/19/06 13:13

Organics by GC - Quality Control
Environmental Lab of Texas

Analyte	Result	Reporting Limit	Units	Spike Level	Source Result	%REC	%REC Limits	RPD	RPD Limit	Notes
---------	--------	--------------------	-------	----------------	------------------	------	----------------	-----	--------------	-------

Batch ED61701 - EPA 5030C (GC)

Blank (ED61701-BLK1)

Prepared & Analyzed: 04/17/06

Benzene	ND	0.0250	mg/kg wet							
Toluene	ND	0.0250	"							
Ethylbenzene	ND	0.0250	"							
Xylene (p/m)	ND	0.0250	"							
Xylene (o)	ND	0.0250	"							
Surrogate: <i>a,a,a</i> -Trifluorotoluene	34.3		ug/kg	40.0		85.8	80-120			
Surrogate: 4-Bromofluorobenzene	39.5		"	40.0		98.8	80-120			

LCS (ED61701-BS1)

Prepared & Analyzed: 04/17/06

Benzene	1.17	0.0250	mg/kg wet	1.25		93.6	80-120			
Toluene	1.17	0.0250	"	1.25		93.6	80-120			
Ethylbenzene	1.28	0.0250	"	1.25		102	80-120			
Xylene (p/m)	2.92	0.0250	"	2.50		117	80-120			
Xylene (o)	1.47	0.0250	"	1.25		118	80-120			
Surrogate: <i>a,a,a</i> -Trifluorotoluene	34.2		ug/kg	40.0		85.5	80-120			
Surrogate: 4-Bromofluorobenzene	44.5		"	40.0		111	80-120			

Calibration Check (ED61701-CCV1)

Prepared & Analyzed: 04/17/06

Benzene	55.6		ug/kg	50.0		111	80-120			
Toluene	55.3		"	50.0		111	80-120			
Ethylbenzene	59.3		"	50.0		119	80-120			
Xylene (p/m)	120		"	100		120	80-120			
Xylene (o)	57.8		"	50.0		116	80-120			
Surrogate: <i>a,a,a</i> -Trifluorotoluene	37.2		"	40.0		93.0	80-120			
Surrogate: 4-Bromofluorobenzene	40.6		"	40.0		102	80-120			

Matrix Spike (ED61701-MS1)

Source: 6D10006-73

Prepared & Analyzed: 04/17/06

Benzene	1.26	0.0250	mg/kg dry	1.28	ND	98.4	80-120			
Toluene	1.32	0.0250	"	1.28	ND	103	80-120			
Ethylbenzene	1.39	0.0250	"	1.28	ND	109	80-120			
Xylene (p/m)	3.04	0.0250	"	2.55	ND	119	80-120			
Xylene (o)	1.47	0.0250	"	1.28	ND	115	80-120			
Surrogate: <i>a,a,a</i> -Trifluorotoluene	37.7		ug/kg	40.0		94.2	80-120			
Surrogate: 4-Bromofluorobenzene	38.8		"	40.0		97.0	80-120			

Environmental Lab of Texas

The results in this report apply to the samples analyzed in accordance with the samples received in the laboratory. This analytical report must be reproduced in its entirety, with written approval of Environmental Lab of Texas.

Page 58 of 61

Plains All American EH & S
1301 S. County Road 1150
Midland TX, 79706-4476

Project: Frisco Skelly
Project Number: 2004-00196
Project Manager: Camille Reynolds

Fax: (432) 687-4914

Reported:
04/19/06 13:13

Organics by GC - Quality Control
Environmental Lab of Texas

Analyte	Result	Reporting Limit	Units	Spike Level	Source Result	%REC	%REC Limits	RPD	RPD Limit	Notes
---------	--------	--------------------	-------	----------------	------------------	------	----------------	-----	--------------	-------

Batch ED61701 - EPA 5030C (GC)

Matrix Spike Dup (ED61701-MSD1)		Source: 6D10006-73			Prepared & Analyzed: 04/17/06					
Benzene	1.30	0.0250	mg/kg dry	1.28	ND	102	80-120	3.59	20	
Toluene	1.36	0.0250	"	1.28	ND	106	80-120	2.87	20	
Ethylbenzene	1.44	0.0250	"	1.28	ND	112	80-120	2.71	20	
Xylene (p/m)	3.04	0.0250	"	2.55	ND	119	80-120	0.00	20	
Xylene (o)	1.50	0.0250	"	1.28	ND	117	80-120	1.72	20	
Surrogate: <i>o,o,o</i> -Trifluorotoluene	37.8		ug/kg	40.0		94.5	80-120			
Surrogate: <i>d</i> -Bromofluorobenzene	41.0		"	40.0		102	80-120			

Environmental Lab of Texas

The results in this report apply to the samples analyzed in accordance with the samples received in the laboratory. This analytical report must be reproduced in its entirety, with written approval of Environmental Lab of Texas.

Page 59 of 61

Plains All American EH & S
1301 S. County Road 1150
Midland TX, 79706-4476

Project: Frisco Skelly
Project Number: 2004-00196
Project Manager: Camille Reynolds

Fax: (432) 687-4914
Reported:
04/19/06 13:13

General Chemistry Parameters by EPA / Standard Methods - Quality Control
Environmental Lab of Texas

Analyte	Result	Reporting Limit	Units	Spike Level	Source Result	%REC	%REC Limits	RPD	RPD Limit	Notes
---------	--------	--------------------	-------	----------------	------------------	------	----------------	-----	--------------	-------

Batch ED61104 - General Preparation (Prep)

Blank (ED61104-BLK1)		Prepared: 04/10/06 Analyzed: 04/11/06								
% Solids	100		%							
Duplicate (ED61104-DUP1)		Source: 6D10006-01		Prepared: 04/10/06 Analyzed: 04/11/06						
% Solids	98.0		%		98.9			0.914	20	
Duplicate (ED61104-DUP2)		Source: 6D10006-21		Prepared: 04/10/06 Analyzed: 04/11/06						
% Solids	95.5		%		95.7			0.209	20	
Duplicate (ED61104-DUP3)		Source: 6D10006-41		Prepared: 04/10/06 Analyzed: 04/11/06						
% Solids	96.5		%		96.3			0.207	20	
Duplicate (ED61104-DUP4)		Source: 6D10006-61		Prepared: 04/10/06 Analyzed: 04/11/06						
% Solids	91.5		%		91.7			0.218	20	
Duplicate (ED61104-DUP5)		Source: 6D10006-81		Prepared: 04/10/06 Analyzed: 04/11/06						
% Solids	93.1		%		93.6			0.536	20	

Environmental Lab of Texas

The results in this report apply to the samples analyzed in accordance with the samples received in the laboratory. This analytical report must be reproduced in its entirety, with written approval of Environmental Lab of Texas.

Page 60 of 61

Plains All American EH & S
1301 S. County Road 1150
Midland TX, 79706-4476

Project: Frisco Skelly
Project Number: 2004-00196
Project Manager: Camille Reynolds

Fax: (432) 687-4914

Reported:
04/19/06 13:13

Notes and Definitions

S-04 The surrogate recovery for this sample is outside of established control limits due to a sample matrix effect.

J Detected but below the Reporting Limit; therefore, result is an estimated concentration (CLP J-Flag).

DET Analyte DETECTED

ND Analyte NOT DETECTED at or above the reporting limit

NR Not Reported

dry Sample results reported on a dry weight basis

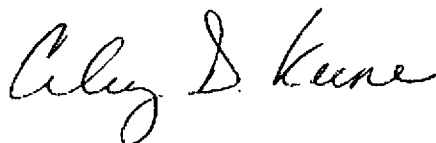
RPD Relative Percent Difference

LCS Laboratory Control Spike

MS Matrix Spike

Dup Duplicate

Report Approved By: _____



Date: _____

4/19/2006

Raland K. Tuttle, Lab Manager
Celey D. Keene, Lab Director, Org. Tech Director
Peggy Allen, QA Officer

Jeanne Mc Murrey, Inorg. Tech Director
La Tasha Cornish, Chemist
Sandra Sanchez, Lab Tech.

This material is intended only for the use of the individual (s) or entity to whom it is addressed, and may contain information that is privileged and confidential.

If you have received this material in error, please notify us immediately at 432-563-1800.

Environmental Lab of Texas

The results in this report apply to the samples analyzed in accordance with the samples received in the laboratory. This analytical report must be reproduced in its entirety, with written approval of Environmental Lab of Texas.

Page 61 of 61

12600 West I-20 East
Odessa, Texas 79763
Phone: 915-563-1800
Fax: 915-563-1713

CHAIN OF CUSTODY RECORD AND ANALYSIS REQUEST

Project Manager: KEN DUTTON

Company Name BASIN ENV. SVCS

Company Address: F.O. Box 301

City/State/Zip: LOVINGTON, NH 08260

Telephone No: (505) 441-2524

Sampler Signature:

Fax No: (505) 396-1429

Project Name: FRISCO-S'KELLY

Project #: ENS: 2004-00191

Project Loc: LEA COUNTY NM

PO #: PHA/C. REYNOLDS

[illegible]

CHAIN OF CUSTODY RECORD AND ANALYSIS REQUEST

Project Manager:

Company Name

Company Address:

City/State/Zip:

Telephone No:

Sampler Signature:

KEN DUTTON

Basin Env. Svcs

P.O. Box 301

OVINGTON, NH 88260

h 2022-1444 (50)

Fax No:

[Signature]

Project Name:

Project #:

Project Loc:

PO#:

[illegible]

Environmental Lab of Texas I, Ltd.

12600 West 1-20 East
Odessa, Texas 79763

Phone: 915-563-1800
Fax: 915-563-1713

CHAIN OF CUSTODY RECORD AND ANALYSIS REQUEST

5 OF 9

Project Manager: KEN DUTTON
Company Name: BASIN ENV SVCS
Company Address: P.O. BOX 301
City/State/Zip: LOVINGTON, NM 88260
Telephone No: (505) 441-2434
Fax No: (505) 396-1439
Sampler Signature: [Signature]

Project Name: FRIEDO-SHELLEY
Project #: EMS: 2004: 00196
Project Loc: LEFT CORNER FWH
PO #: PAH/C. REYNOLDS

LAB # (lab use only)	FIELD CODE	Date Sampled	Time Sampled	No. of Containers	Preservative	Matrix	Other (specify):	TPH: 418.1 8015M 1005 1006	Cations (Ca, Mg, Na, K)	Anions (Cl, SO4, CO3, HCO3)	SAR / ESP / CEC	Metals: As Ag Ba Cd Cr Pb Hg Se	Volatiles	Semivolatiles	BTEX 8021B/5030	RCI	N.O.R.M.	Total Gamma	RUSH TAT (Pre-Schedule)	Standard TAT
10000	SB-10 40'	04 APR 2006	0937	1	X	X														
10001	SB-11 5'		1022	1	X	X														
10002	SB-11 14'		1025	1	X	X														
10003	SB-11 15'		1029	1	X	X														
10004	SB-11 20'		1034	1	X	X														
10005	SB-11 22'		1037	1	X	X														
10006	SB-11 30'		1044	1	X	X														
10007	SB-11 40'		1104	1	X	X														
10008	HW-1 5'		1253	1	X	X														
10009	HW-1 10'		1256	1	X	X														

Relinquished by: <u>[Signature]</u>	Date: <u>4/4/06</u>	Time: <u>0930</u>	Received by: <u>[Signature]</u>	Date: <u>4/4/06</u>	Time: <u>0930</u>
Relinquished by: <u>[Signature]</u>	Date: <u>4/4/06</u>	Time: <u>1303</u>	Received by: <u>[Signature]</u>	Date: <u>04-10-06</u>	Time: <u>1303</u>

Sample Containers Intact? (Y) N
Temperature Upon Receipt: 35 C w/ labels & seals
Laboratory Comments: Seal on 1006

Environmental Lab of Texas I, Ltd.

12600 West I-20 East
Odessa, Texas 79763

Phone: 915-563-1800
Fax: 915-563-1713

CHAIN OF CUSTODY RECORD AND ANALYSIS REQUEST

6059

Project Manager: Ken Dutton
Company Name: BASIN ENV SVCS
Company Address: P.O. Box 301
City/State/Zip: LOVINGTON, NM 88260
Telephone No: (505) 441-2424
Fax No: (505) 396-1403
Sampler Signature: [Signature]
Project Name: FRISCO - SKEEL
Project #: EMS-2004-00196
Project Loc: LEA COUNTY, NM
PO #: PAH/C. REYNOLDS

LAB # (lab use only)	FIELD CODE	Date Sampled	Time Sampled	No. of Containers	Preservative	Matrix	Other (specify):	TPH: 418.1 (8015M) 1005 1006	Cations (Ca, Mg, Na, K)	Anions (Cl, SO4, CO3, HCO3)	SAR / ESP / CEC	Metals: As Ag Ba Cd Cr Pb Hg Se	Volatiles	Semivolatiles	BTEX 8021B/5030	RCI	N.O.R.M.	Total Gamma	RUSH TAT (Pre-Schedule)	Standard TAT
20006	MW-1 20'	04 APR 2006	1306	1				X												X
	MW-1 25'		1312																	
	MW-1 30'		1316																	
	MW-1 35'		1322																	
	MW-1 45'		1333																	
	MW-1 55'		1339																	
	MW-1 75'		1349																	
	MW-1 85'		1402																	
	MW-1 90'		1413																	
	MW-2 5'	06 APR 2006	0855																	

Relinquished by: <u>[Signature]</u>	Date: <u>10/20/06</u>	Time: <u>0930</u>	Received by: <u>[Signature]</u>	Date: <u>11/06/06</u>	Time: <u>1303</u>
Relinquished by: <u>[Signature]</u>	Date: <u>4/10/06</u>	Time: <u>1303</u>	Received by: <u>[Signature]</u>	Date: <u>04-10-06</u>	Time: <u>1303</u>

Sample Containers Intact? ☒ N
Temperature Upon Receipt: 35C w/14hrs + 5C AS
Laboratory Comments: See 10/20/06

Environmental Lab of Texas I, Ltd.

12600 West I-20 East
Odessa, Texas 79763

Phone: 916-563-1800
Fax: 916-863-1713

CHAIN OF CUSTODY RECORD AND ANALYSIS REQUEST

2 OF 9

Project Manager: KEN DUTTON

Company Name: BRADEN ENV. SVCS

Company Address: P.O. BOX 301

City/State/Zip: LOVINGTON, NM 88260

Telephone No: (505) 441-2404

Fax No: (505) 396-1429

Sampler Signature: Ken Dutton

Project Name: FBI 500-2444

Project #: ENS: 0004-00196

Project Loc: LEH CAUTY, NM

PO #: PAH/C. REYNOLDS

LAB # (lab use only): LED10000

LAB # (lab use only)	FIELD CODE	Date Sampled	Time Sampled	No. of Containers	Ice	HNO ₃	HCl	NaOH	H ₂ SO ₄	None	Other (Specify)	Water	Sludge	Soil	Other (specify):	TPH: 418.1 (8015M) 1005 1006	Cations (Ca, Mg, Na, K)	Anions (Cl, SO ₄ , CO ₃ , HCO ₃)	SAR / ESP / CEC	Metals: As Ag Ba Cd Cr Pb Hg Se	Volatiles	Semivolatiles	BTEX 8021B/5030	RCI	N.O.R.M.	Total Gamma	RUSH TAT (Pre-Schedule)	Standard TAT
-10	MW-2 10'	06 APR	0901	1	X									X														
-09	MW-2 20'		0902																									
-10	MW-2 25'		0903																									
-10	MW-2 30'		0906																									
-05	MW-2 35'		0913																									
-00	MW-2 45'		0919																									
-01	MW-2 55'		0922																									
-08	MW-2 75'		0939																									
-09	MW-2 85'		0945																									
-10	MW-2 90'		1005																									

Special Instructions: Seal on cooler

Relinquished by: Ken Dutton

Date: 10 APR 06 Time: 0930

Received by: James McNamee

Date: 4/10/06 Time: 1303

Sample Containers Intact? Y N

Temperature Upon Receipt: 3.5C

Laboratory Comments: Seal on cooler

Environmental Lab of Texas I, Ltd.

12600 West I-20 East
Odessa, Texas 79763

Phone: 915-563-1800
Fax: 915-563-1713

CHAIN OF CUSTODY RECORD AND ANALYSIS REQUEST

80F9

Project Manager:

KEN DUTTON

Project Name:

FRISCO-SKEELY

Company Name

BRISIN ENV SVCS

Project #:

ETS-2004-00196

Company Address:

P.O. Box 381

Project Loc:

LEA COUNTY, NH

City/State/Zip:

LOVINGTON, NH 08260

PO #:

PAR/CLERY WILDS

Telephone No:

(505) 441-2124

Fax No:

(505) 396-1429

Sampler Signature:

Ken Dutton

Analyze For:

TOLP: ☒
TOTAL: ☒

Metals: As Ag Ba Cd Cr Pb Hg Se
Volatiles
Semivolatiles
BTEX 8021B/5030
RCI
N.O.R.M.
Total Gamma

RUSH TAT (Pre-Schedule)
Standard TAT

LAB # (lab use only)	FIELD CODE	Date Sampled	Time Sampled	No. of Containers	Ice	HNO ₃	HCl	NaOH	H ₂ SO ₄	None	Other (Specify)	Water	Sludge	Soil	Other (specify):	TPH: 418.1 (8015M) 1005 1006	Cations (Ca, Mg, Na, K)	Anions (Cl, SO ₄ , CO ₃ , HCO ₃)	SAR / ESP / CEC	Metals: As Ag Ba Cd Cr Pb Hg Se	Volatiles	Semivolatiles	BTEX 8021B/5030	RCI	N.O.R.M.	Total Gamma	RUSH TAT (Pre-Schedule)	Standard TAT
11	MW-3 5'	06 APR	1444	1	X																							
11	MW-3 10'		1450																									
11	MW-3 20'		1501																									
11	MW-3 25'		1505																									
11	MW-3 30'		1508																									
11	MW-3 35'		1513																									
11	MW-3 45'		1518																									
11	MW-3 55'		1524																									
11	MW-3 75'		1534																									
11	MW-3 85'		1540																									

Special Instructions:

Sample Containers Intact?

Temperature Upon Receipt: 35C w/ labist scale

Laboratory Comments:

Seal on cooler

Relinquished by:

Date

Time

Received by:

Date

Time

Relinquished by:

Date

Time

Received by ELOTT:

Date

Time

Ken Dutton 10 APR 06 0930 Gene McInerney 4-10-06 1303

9059

Phone: 915-563-1800
Fax: 915-563-1713

CHAIN OF CUSTODY RECORD AND ANALYSIS REQUEST

Project Name: FRISB - SKELLY

Project #: ENR-2004-04196

Project Loc: LEA COUNTY, NH

PO #:

Fax No: 011-26109611

Special Instructions:					
Relinquished by:	Date	Time	Received by:	Date	Time
Joa Duran	10/19/06	0930	[Signature]	4/10/06	930
Relinquished by:	Date	Time	Received by: ELOI:	Date	Time
[Signature]	4/10/06	1303	Diane McCreary	4-10-06	1303

LAB # (lab use only)	FIELD CODE	Date Sampled	Time Sampled	No. of Containers	Preservative	Matrix	TCLP	Analyze For
-81	MW-3 90'	06 APR 2006	1542	1	Ice	X	X	RUSH TAT (Pre-Schedule)
					HNO ₃			Standard TAT
					HCl			
					NaOH			
					H ₂ SO ₄			
					None			
					Other (Specify)			
					Water			
					Sludge			
					Soil	X		
					Other (specify):			
					TPH: 418.1	X		
					Cations (Ca, Mg, Na, K)			
					Anions (Cl, SO ₄ , CO ₃ , HCO ₃)			
					SAR / ESP / CEC			
					Metals: As Ag Ba Cd Cr Pb Hg Se			
					Volatiles			
					Semivolatiles			
					BTEX 8021B/5030	X		
					RCI			
					N.O.R.M.			
					Total Gamma			

Sample Containers Intact?	Temperature Upon Receipt:	Laboratory Comments:
Yes N	35C w/lakes +	Seal on

Environmental Lab of Texas
Variance / Corrective Action Report – Sample Log-In

Client: Plains / Bosch
 Date/Time: 4/10/06
 Order #: 6D16006
 Initials: OK

Sample Receipt Checklist

Temperature of container/cooler?	Yes	No	25	C
Shipping container/cooler in good condition?	<input checked="" type="checkbox"/>	No		
Custody Seals intact on shipping container/cooler?	<input checked="" type="checkbox"/>	No	Not present	
Custody Seals intact on sample bottles?	<input checked="" type="checkbox"/>	No	Not present	
Chain of custody present?	<input checked="" type="checkbox"/>	No		
Sample Instructions complete on Chain of Custody?	<input checked="" type="checkbox"/>	No		
Chain of Custody signed when relinquished and received?	<input checked="" type="checkbox"/>	No		
Chain of custody agrees with sample label(s)	<input checked="" type="checkbox"/>	No		
Container labels legible and intact?	<input checked="" type="checkbox"/>	No		
Sample Matrix and properties same as on chain of custody?	<input checked="" type="checkbox"/>	No		
Samples in proper container/bottle?	<input checked="" type="checkbox"/>	No		
Samples properly preserved?	<input checked="" type="checkbox"/>	No		
Sample bottles intact?	<input checked="" type="checkbox"/>	No		
Preservations documented on Chain of Custody?	<input checked="" type="checkbox"/>	No		
Containers documented on Chain of Custody?	<input checked="" type="checkbox"/>	No		
Sufficient sample amount for indicated test?	<input checked="" type="checkbox"/>	No		
All samples received within sufficient hold time?	<input checked="" type="checkbox"/>	No		
VOC samples have zero headspace?	<input checked="" type="checkbox"/>	No	Not Applicable	

Other observations:

Variance Documentation:

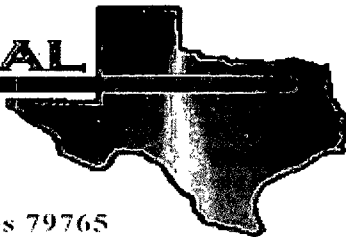
Contact Person: _____ Date/Time: _____ Contacted by: _____
 Regarding: _____

Corrective Action Taken:

Appendix D

Groundwater Laboratory Analytical Reports

ENVIRONMENTAL LAB OF



12600 West I-20 East - Odessa, Texas 79765

Analytical Report

Prepared for:

Camille Reynolds

Plains All American EH & S

1301 S. County Road 1150

Midland, TX 79706-4476

Project: Frisco Skelly

Project Number: 2004-00196

Location: Lea Co., NM

Lab Order Number: 6D21005

Report Date: 04/28/06

Plains All American EH & S
1301 S. County Road 1150
Midland TX, 79706-4476

Project: Frisco Skelly
Project Number: 2004-00196
Project Manager: Camille Reynolds

Fax: (432) 687-4914
Reported:
04/28/06 12:34

ANALYTICAL REPORT FOR SAMPLES

Sample ID	Laboratory ID	Matrix	Date Sampled	Date Received
MW-1	6D21005-01	Water	04/20/06 09:35	04/21/06 13:10
MW-2	6D21005-02	Water	04/20/06 10:50	04/21/06 13:10
MW-3	6D21005-03	Water	04/20/06 12:50	04/21/06 13:10

Plains All American EH & S
1301 S. County Road 1150
Midland TX, 79706-4476

Project: Frisco Skelly
Project Number: 2004-00196
Project Manager: Camille Reynolds

Fax: (432) 687-4914

Reported:
04/28/06 12:34

Organics by GC
Environmental Lab of Texas

Analyte	Result	Reporting Limit	Units	Dilution	Batch	Prepared	Analyzed	Method	Notes
MW-1 (6D21005-01) Water									
Benzene	ND	0.00500	mg/L	5	ED62607	04/26/06	04/27/06	EPA 8021B	
Toluene	ND	0.00500	"	"	"	"	"	"	
Ethylbenzene	ND	0.00500	"	"	"	"	"	"	
Xylene (p/m)	ND	0.00500	"	"	"	"	"	"	
Xylene (o)	ND	0.00500	"	"	"	"	"	"	
Surrogate: a,a,a-Trifluorotoluene		92.5 %	80-120		"	"	"	"	
Surrogate: 4-Bromofluorobenzene		95.0 %	80-120		"	"	"	"	
MW-2 (6D21005-02) Water									
Benzene	ND	0.00100	mg/L	1	ED62607	04/26/06	04/26/06	EPA 8021B	
Toluene	ND	0.00100	"	"	"	"	"	"	
Ethylbenzene	ND	0.00100	"	"	"	"	"	"	
Xylene (p/m)	ND	0.00100	"	"	"	"	"	"	
Xylene (o)	ND	0.00100	"	"	"	"	"	"	
Surrogate: a,a,a-Trifluorotoluene		102 %	80-120		"	"	"	"	
Surrogate: 4-Bromofluorobenzene		106 %	80-120		"	"	"	"	
MW-3 (6D21005-03) Water									
Benzene	ND	0.00100	mg/L	1	ED62607	04/26/06	04/27/06	EPA 8021B	
Toluene	ND	0.00100	"	"	"	"	"	"	
Ethylbenzene	ND	0.00100	"	"	"	"	"	"	
Xylene (p/m)	ND	0.00100	"	"	"	"	"	"	
Xylene (o)	ND	0.00100	"	"	"	"	"	"	
Surrogate: a,a,a-Trifluorotoluene		95.8 %	80-120		"	"	"	"	
Surrogate: 4-Bromofluorobenzene		93.8 %	80-120		"	"	"	"	

Environmental Lab of Texas

The results in this report apply to the samples analyzed in accordance with the samples received in the laboratory. This analytical report must be reproduced in its entirety, with written approval of Environmental Lab of Texas.

Page 2 of 5

Plains All American EH & S
1301 S. County Road 1150
Midland TX, 79706-4476

Project: Frisco Skelly
Project Number: 2004-00196
Project Manager: Camille Reynolds

Fax: (432) 687-4914

Reported:
04/28/06 12:34

Organics by GC - Quality Control
Environmental Lab of Texas

Analyte	Result	Reporting Limit	Units	Spike Level	Source Result	%REC	%REC Limits	RPD	RPD Limit	Notes
---------	--------	--------------------	-------	----------------	------------------	------	----------------	-----	--------------	-------

Batch ED62607 - EPA 5030C (GC)

Blank (ED62607-BLK1)

Prepared & Analyzed: 04/26/06

Benzene	ND	0.00100	mg/L							
Toluene	ND	0.00100	"							
Ethylbenzene	ND	0.00100	"							
Xylene (p/m)	ND	0.00100	"							
Xylene (o)	ND	0.00100	"							
Surrogate: <i>a,a,a</i> -Trifluorotoluene	39.1		ug/l	40.0		97.8	80-120			
Surrogate: 4-Bromofluorobenzene	41.4		"	40.0		104	80-120			

LCS (ED62607-BS1)

Prepared & Analyzed: 04/26/06

Benzene	0.0503	0.00100	mg/L	0.0502		100	80-120			
Toluene	0.0550	0.00100	"	0.0502		110	80-120			
Ethylbenzene	0.0584	0.00100	"	0.0502		116	80-120			
Xylene (p/m)	0.120	0.00100	"	0.100		120	80-120			
Xylene (o)	0.0582	0.00100	"	0.0502		116	80-120			
Surrogate: <i>c,a,a</i> -Trifluorotoluene	42.9		ug/l	40.0		107	80-120			
Surrogate: 4-Bromofluorobenzene	47.2		"	40.0		118	80-120			

Calibration Check (ED62607-CCV1)

Prepared: 04/26/06 Analyzed: 04/27/06

Benzene	57.8		ug/l	50.0		116	80-120			
Toluene	56.3		"	50.0		113	80-120			
Ethylbenzene	58.2		"	50.0		116	80-120			
Xylene (p/m)	118		"	100		118	80-120			
Xylene (o)	58.8		"	50.0		118	80-120			
Surrogate: <i>a,a,a</i> -Trifluorotoluene	35.5		"	40.0		88.8	80-120			
Surrogate: 4-Bromofluorobenzene	36.6		"	40.0		91.5	80-120			

Matrix Spike (ED62607-MS1)

Source: 6D20008-01

Prepared: 04/26/06 Analyzed: 04/27/06

Benzene	0.0595	0.00100	mg/L	0.0502	ND	119	80-120			
Toluene	0.0573	0.00100	"	0.0502	ND	114	80-120			
Ethylbenzene	0.0559	0.00100	"	0.0502	ND	111	80-120			
Xylene (p/m)	0.120	0.00100	"	0.100	ND	120	80-120			
Xylene (o)	0.0582	0.00100	"	0.0502	ND	116	80-120			
Surrogate: <i>a,a,a</i> -Trifluorotoluene	37.1		ug/l	40.0		92.8	80-120			
Surrogate: 4-Bromofluorobenzene	40.0		"	40.0		100	80-120			

Environmental Lab of Texas

The results in this report apply to the samples analyzed in accordance with the samples received in the laboratory. This analytical report must be reproduced in its entirety, with written approval of Environmental Lab of Texas.

Page 3 of 5

Plains All American EH & S
1301 S. County Road 1150
Midland TX, 79706-4476

Project: Frisco Skelly
Project Number: 2004-00196
Project Manager: Camille Reynolds

Fax: (432) 687-4914

Reported:
04/28/06 12:34

Organics by GC - Quality Control
Environmental Lab of Texas

Analyte	Result	Reporting Limit	Units	Spike Level	Source Result	%REC	%REC Limits	RPD	RPD Limit	Notes
---------	--------	--------------------	-------	----------------	------------------	------	----------------	-----	--------------	-------

Batch ED62607 - EPA 5030C (GC)

Matrix Spike Dup (ED62607-MSD1)

Source: 6D20008-01

Prepared: 04/26/06 Analyzed: 04/27/06

Benzene	0.0600	0.00100	mg/L	0.0502	ND	120	80-120	0.837	20	
Toluene	0.0579	0.00100	"	0.0502	ND	115	80-120	0.873	20	
Ethylbenzene	0.0590	0.00100	"	0.0502	ND	118	80-120	6.11	20	
Xylene (p/m)	0.120	0.00100	"	0.100	ND	120	80-120	0.00	20	
Xylene (o)	0.0584	0.00100	"	0.0502	ND	116	80-120	0.00	20	
Surrogate: <i>a,a,a</i> -Trifluorotoluene	41.9		ug/l	40.0		105	80-120			
Surrogate: 4-Bromofluorobenzene	42.5		"	40.0		106	80-120			

Environmental Lab of Texas

The results in this report apply to the samples analyzed in accordance with the samples received in the laboratory. This analytical report must be reproduced in its entirety, with written approval of Environmental Lab of Texas.

Page 4 of 5

Plains All American EH & S
1301 S. County Road 1150
Midland TX, 79706-4476

Project: Frisco Skelly
Project Number: 2004-00196
Project Manager: Camille Reynolds

Fax: (432) 687-4914

Reported:
04/28/06 12:34

Notes and Definitions

DET Analyte DETECTED
ND Analyte NOT DETECTED at or above the reporting limit
NR Not Reported
dry Sample results reported on a dry weight basis
RPD Relative Percent Difference
LCS Laboratory Control Spike
MS Matrix Spike
Dup Duplicate

Report Approved By:

Raland K. Tuttle

Date:

4/28/2006

Raland K. Tuttle, Lab Manager
Celey D. Keene, Lab Director, Org. Tech Director
Peggy Allen, QA Officer

Jeanne Mc Murrey, Inorg. Tech Director
LaTasha Cornish, Chemist
Sandra Sanchez, Lab Tech.

This material is intended only for the use of the individual (s) or entity to whom it is addressed, and may contain information that is privileged and confidential.

If you have received this material in error, please notify us immediately at 432-563-1800.

Environmental Lab of Texas

The results in this report apply to the samples analyzed in accordance with the samples received in the laboratory. This analytical report must be reproduced in its entirety, with written approval of Environmental Lab of Texas.

Page 5 of 5

12600 West I-20 East
Odessa, Texas 79763

Phone: 915-563-1800
Fax: 916-563-1713

CHAIN OF CUSTODY RECORD AND ANALYSIS REQUEST

Project Manager:

Ken Dutton

Company Name

Basin Environmental

Company Address;

P.O. Box 301

City/State/Zip:

Lovington, NM 88260

Telephone No:

505-441-2124

Fax No:

505-346-1429

Sampler Signature:

[Signature]

[illegible]

Environmental Lab of Texas
Variance / Corrective Action Report – Sample Log-In

ent: Plains P/L

Time: 04-21-06 @ 1310

Lot #: 6D 2100S

ials: JMM

Sample Receipt Checklist

Temperature of container/cooler?	<input checked="" type="radio"/> Yes	<input type="radio"/> No	2.0	C
Shipping container/cooler in good condition?	<input checked="" type="radio"/> Yes	<input type="radio"/> No		
Shrink Seals intact on shipping container/cooler?	<input checked="" type="radio"/> Yes	<input type="radio"/> No	Not present	
Shrink Seals intact on sample bottles?	<input checked="" type="radio"/> Yes	<input type="radio"/> No	Not present	
Chain of custody present?	<input checked="" type="radio"/> Yes	<input type="radio"/> No		
Sample Instructions complete on Chain of Custody?	<input checked="" type="radio"/> Yes	<input type="radio"/> No		
Chain of Custody signed when relinquished and received?	<input checked="" type="radio"/> Yes	<input type="radio"/> No		
Chain of custody agrees with sample label(s)	<input checked="" type="radio"/> Yes	<input type="radio"/> No		
Container labels legible and intact?	<input checked="" type="radio"/> Yes	<input type="radio"/> No		
Sample Matrix and properties same as on chain of custody?	<input checked="" type="radio"/> Yes	<input type="radio"/> No		
Samples in proper container/bottle?	<input checked="" type="radio"/> Yes	<input type="radio"/> No		
Samples properly preserved?	<input checked="" type="radio"/> Yes	<input type="radio"/> No		
Sample bottles intact?	<input checked="" type="radio"/> Yes	<input type="radio"/> No		
Observations documented on Chain of Custody?	<input checked="" type="radio"/> Yes	<input type="radio"/> No		
Containers documented on Chain of Custody?	<input checked="" type="radio"/> Yes	<input type="radio"/> No		
Sufficient sample amount for indicated test?	<input checked="" type="radio"/> Yes	<input type="radio"/> No		
Samples received within sufficient hold time?	<input checked="" type="radio"/> Yes	<input type="radio"/> No		
Samples have zero headspace?	<input checked="" type="radio"/> Yes	<input type="radio"/> No	Not Applicable	

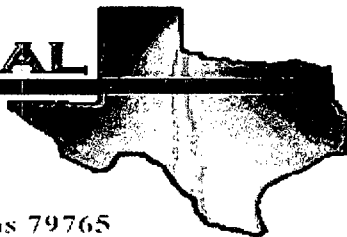
Other observations: _____

Variance Documentation:

Contact Person: _____ Date/Time: _____ Contacted by: _____
 Regarding: _____

Corrective Action Taken: _____

ENVIRONMENTAL LAB OF



12600 West I-20 East - Odessa, Texas 79765

Analytical Report

Prepared for:

Camille Reynolds

Plains All American EH & S

1301 S. County Road 1150

Midland, TX 79706-4476

Project: Frisco Skelly

Project Number: 2004-00196

Location: Lea County, NM

Lab Order Number: 6122009

Report Date: 09/29/06

Plains All American EH & S
1301 S. County Road 1150
Midland TX, 79706-4476

Project: Frisco Skelly
Project Number: 2004-00196
Project Manager: Camille Reynolds

Fax: (432) 687-4914

ANALYTICAL REPORT FOR SAMPLES

Sample ID	Laboratory ID	Matrix	Date Sampled	Date Received
MW-1	6122009-01	Water	09/18/06 12:00	09-22-2006 11:30
MW-2	6122009-02	Water	09/18/06 09:59	09-22-2006 11:30
MW-3	6122009-03	Water	09/18/06 10:49	09-22-2006 11:30

Plains All American EH & S
1301 S. County Road 1150
Midland TX, 79706-4476

Project: Frisco Skelly
Project Number: 2004-00196
Project Manager: Camille Reynolds

Fax: (432) 687-4914

Organics by GC
Environmental Lab of Texas

Analyte	Result	Reporting Limit	Units	Dilution	Batch	Prepared	Analyzed	Method	Notes
MW-1 (6122009-01) Water									
Benzene	ND	0.00100	mg/L	1	E162607	09/26/06	09/27/06	EPA 8021B	
Toluene	ND	0.00100	"	"	"	"	"	"	
Ethylbenzene	ND	0.00100	"	"	"	"	"	"	
Xylene (p/m)	ND	0.00100	"	"	"	"	"	"	
Xylene (o)	ND	0.00100	"	"	"	"	"	"	
Surrogate: a,a,a-Trifluorotoluene		98.0 %	80-120		"	"	"	"	
Surrogate: 4-Bromofluorobenzene		106 %	80-120		"	"	"	"	
MW-2 (6122009-02) Water									
Benzene	ND	0.00100	mg/L	1	E162607	09/26/06	09/27/06	EPA 8021B	
Toluene	ND	0.00100	"	"	"	"	"	"	
Ethylbenzene	ND	0.00100	"	"	"	"	"	"	
Xylene (p/m)	ND	0.00100	"	"	"	"	"	"	
Xylene (o)	ND	0.00100	"	"	"	"	"	"	
Surrogate: a,a,a-Trifluorotoluene		91.0 %	80-120		"	"	"	"	
Surrogate: 4-Bromofluorobenzene		93.8 %	80-120		"	"	"	"	
MW-3 (6122009-03) Water									
Benzene	ND	0.00100	mg/L	1	E162607	09/26/06	09/27/06	EPA 8021B	
Toluene	ND	0.00100	"	"	"	"	"	"	
Ethylbenzene	ND	0.00100	"	"	"	"	"	"	
Xylene (p/m)	ND	0.00100	"	"	"	"	"	"	
Xylene (o)	ND	0.00100	"	"	"	"	"	"	
Surrogate: a,a,a-Trifluorotoluene		87.2 %	80-120		"	"	"	"	
Surrogate: 4-Bromofluorobenzene		86.2 %	80-120		"	"	"	"	

Environmental Lab of Texas

The results in this report apply to the samples analyzed in accordance with the samples received in the laboratory. This analytical report must be reproduced in its entirety, with written approval of Environmental Lab of Texas.

Page 2 of 5

Plains All American EH & S
1301 S. County Road 1150
Midland TX, 79706-4476

Project: Frisco Skelly
Project Number: 2004-00196
Project Manager: Camille Reynolds

Fax: (432) 687-4914

Organics by GC - Quality Control
Environmental Lab of Texas

Analyte	Result	Reporting Limit	Units	Spike Level	Source Result	%REC	%REC Limits	RPD	RPD Limit	Notes
---------	--------	--------------------	-------	----------------	------------------	------	----------------	-----	--------------	-------

Batch EI62607 - EPA 5030C (GC)

Blank (EI62607-BLK1)

Prepared & Analyzed: 09/26/06

Benzene	ND	0.00100	mg/L							
Toluene	ND	0.00100	"							
Ethylbenzene	ND	0.00100	"							
Xylene (p/m)	ND	0.00100	"							
Xylene (o)	ND	0.00100	"							
Surrogate: a,a,a-Trifluorotoluene	42.5		ug/l	40.0		106	80-120			
Surrogate: 4-Bromofluorobenzene	46.9		"	40.0		117	80-120			

LCS (EI62607-BS1)

Prepared & Analyzed: 09/26/06

Benzene	0.0556	0.00100	mg/L	0.0500		111	80-120			
Toluene	0.0472	0.00100	"	0.0500		94.4	80-120			
Ethylbenzene	0.0422	0.00100	"	0.0500		84.4	80-120			
Xylene (p/m)	0.0914	0.00100	"	0.100		91.4	80-120			
Xylene (o)	0.0442	0.00100	"	0.0500		88.4	80-120			
Surrogate: a,a,a-Trifluorotoluene	37.8		ug/l	40.0		94.5	80-120			
Surrogate: 4-Bromofluorobenzene	45.7		"	40.0		114	80-120			

Calibration Check (EI62607-CCV1)

Prepared: 09/26/06 Analyzed: 09/27/06

Benzene	54.2		ug/l	50.0		108	80-120			
Toluene	47.3		"	50.0		94.6	80-120			
Ethylbenzene	46.3		"	50.0		92.6	80-120			
Xylene (p/m)	90.9		"	100		90.9	80-120			
Xylene (o)	44.3		"	50.0		88.6	80-120			
Surrogate: a,a,a-Trifluorotoluene	43.1		"	40.0		108	80-120			
Surrogate: 4-Bromofluorobenzene	45.0		"	40.0		112	80-120			

Matrix Spike (EI62607-MS1)

Source: 6122006-04

Prepared: 09/26/06 Analyzed: 09/27/06

Benzene	0.0455	0.00100	mg/L	0.0500	ND	91.0	80-120			
Toluene	0.0405	0.00100	"	0.0500	ND	81.0	80-120			
Ethylbenzene	0.0466	0.00100	"	0.0500	ND	93.2	80-120			
Xylene (p/m)	0.0805	0.00100	"	0.100	ND	80.5	80-120			
Xylene (o)	0.0412	0.00100	"	0.0500	ND	82.4	80-120			
Surrogate: a,a,a-Trifluorotoluene	33.3		ug/l	40.0		83.2	80-120			
Surrogate: 4-Bromofluorobenzene	41.6		"	40.0		104	80-120			

Environmental Lab of Texas

The results in this report apply to the samples analyzed in accordance with the samples received in the laboratory. This analytical report must be reproduced in its entirety, with written approval of Environmental Lab of Texas.

Page 3 of 5

Plains All American EH & S
1301 S. County Road 1150
Midland TX, 79706-4476

Project: Frisco Skelly
Project Number: 2004-00196
Project Manager: Camille Reynolds

Fax: (432) 687-4914

Organics by GC - Quality Control
Environmental Lab of Texas

Analyte	Result	Reporting Limit	Units	Spike Level	Source Result	%REC	%REC Limits	RPD	RPD Limit	Notes
---------	--------	--------------------	-------	----------------	------------------	------	----------------	-----	--------------	-------

Batch EI62607 - EPA 5030C (GC)

Matrix Spike Dup (EI62607-MSD1)		Source: 6122006-04		Prepared: 09/26/06		Analyzed: 09/27/06				
Benzene	0.0528	0.00100	mg/L	0.0500	ND	106	80-120	15.2	20	
Toluene	0.0483	0.00100	"	0.0500	ND	96.6	80-120	17.6	20	
Ethylbenzene	0.0453	0.00100	"	0.0500	ND	90.6	80-120	2.83	20	
Xylene (p/m)	0.0938	0.00100	"	0.100	ND	93.8	80-120	15.3	20	
Xylene (o)	0.0454	0.00100	"	0.0500	ND	90.8	80-120	9.70	20	
Surrogate: a,a,a-Trifluorotoluene	32.2		ug/l	40.0		80.5	80-120			
Surrogate: 4-Bromofluorobenzene	36.4		"	40.0		91.0	80-120			

Environmental Lab of Texas

The results in this report apply to the samples analyzed in accordance with the samples received in the laboratory. This analytical report must be reproduced in its entirety, with written approval of Environmental Lab of Texas.

Page 4 of 5

Plains All American EH & S
1301 S. County Road 1150
Midland TX, 79706-4476

Project: Frisco Skelly
Project Number: 2004-00196
Project Manager: Camille Reynolds

Fax: (432) 687-4914

Notes and Definitions

DET Analyte DETECTED
ND Analyte NOT DETECTED at or above the reporting limit
NR Not Reported
dry Sample results reported on a dry weight basis
RPD Relative Percent Difference
LCS Laboratory Control Spike
MS Matrix Spike
Dup Duplicate

Report Approved By:

Raland K. Tuttle

Date:

9/29/2006

Raland K. Tuttle, Lab Manager
Celey D. Keene, Lab Director, Org. Tech Director
Peggy Allen, QA Officer

Jeanne Mc Murrey, Inorg. Tech Director
LaTasha Cornish, Chemist
Sandra Sanchez, Lab Tech.

This material is intended only for the use of the individual (s) or entity to whom it is addressed, and may contain information that is privileged and confidential.

If you have received this material in error, please notify us immediately at 432-563-1800.

Environmental Lab of Texas

The results in this report apply to the samples analyzed in accordance with the samples received in the laboratory. This analytical report must be reproduced in its entirety, with written approval of Environmental Lab of Texas.

Page 5 of 5

Environmental Lab of Texas
Variance/ Corrective Action Report- Sample Log-In

Client: Plains
Date/Time: 9/22/06 11:30
Lab ID #: 6122009
Initials: OK

Sample Receipt Checklist

				Client Initials	
#1	Temperature of container/ cooler?	Yes	No	1.5 °C	
#2	Shipping container in good condition?	<u>Yes</u>	No		
#3	Custody Seals intact on shipping container/ cooler?	<u>Yes</u>	No	Not Present	
#4	Custody Seals intact on sample bottles/ container?	<u>Yes</u>	No	Not Present	
#5	Chain of Custody present?	<u>Yes</u>	No		
#6	Sample instructions complete of Chain of Custody?	<u>Yes</u>	No		
#7	Chain of Custody signed when relinquished/ received?	<u>Yes</u>	No		
#8	Chain of Custody agrees with sample label(s)?	<u>Yes</u>	No	ID written on Cont./ Lid	
#9	Container label(s) legible and intact?	<u>Yes</u>	No	Not Applicable	
#10	Sample matrix/ properties agree with Chain of Custody?	<u>Yes</u>	No		
#11	Containers supplied by ELOT?	<u>Yes</u>	No		
#12	Samples in proper container/ bottle?	<u>Yes</u>	No	See Below	
#13	Samples properly preserved?	<u>Yes</u>	No	See Below	
#14	Sample bottles intact?	<u>Yes</u>	No		
#15	Preservations documented on Chain of Custody?	<u>Yes</u>	No		
#16	Containers documented on Chain of Custody?	<u>Yes</u>	No		
#17	Sufficient sample amount for indicated test(s)?	<u>Yes</u>	No	See Below	
#18	All samples received within sufficient hold time?	<u>Yes</u>	No	See Below	
#19	VOC samples have zero headspace?	<u>Yes</u>	No	Not Applicable	

Variance Documentation

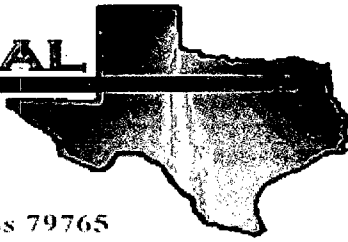
Contact: _____ Contacted by: _____ Date/ Time: _____
Regarding: _____

Corrective Action Taken: _____

Check all that Apply:

- ☐ See attached e-mail/ fax
- ☐ Client understands and would like to proceed with analysis
- ☐ Cooling process had begun shortly after sampling event

ENVIRONMENTAL LAB OF



12600 West I-20 East - Odessa, Texas 79765

Analytical Report

Prepared for:

Camille Reynolds

Plains All American EH & S

1301 S. County Road 1150

Midland, TX 79706-4476

Project: Frisco Skelly

Project Number: 2004-00196

Location: Lea County, NM

Lab Order Number: 6L29005

Report Date: 01/02/07

Plains All American EH & S
1301 S. County Road 1150
Midland TX, 79706-4476

Project: Frisco Skelly
Project Number: 2004-00196
Project Manager: Camille Reynolds

Fax: (432) 687-4914

ANALYTICAL REPORT FOR SAMPLES

Sample ID	Laboratory ID	Matrix	Date Sampled	Date Received
MW-1	6L29005-01	Water	12/26/06 09:00	12-29-2006 14:00
MW-2	6L29005-02	Water	12/26/06 10:15	12-29-2006 14:00
MW-3	6L29005-03	Water	12/26/06 11:25	12-29-2006 14:00

Plains All American EH & S
1301 S. County Road 1150
Midland TX, 79706-4476

Project: Frisco Skelly
Project Number: 2004-00196
Project Manager: Camille Reynolds

Fax: (432) 687-4914

Organics by GC
Environmental Lab of Texas

Analyte	Result	Reporting Limit	Units	Dilution	Batch	Prepared	Analyzed	Method	Notes
MW-1 (6L29005-01) Water									
Benzene	ND	0.00100	mg/L	1	EL63101	12/31/06	12/31/06	EPA 8021B	
Toluene	ND	0.00100	"	"	"	"	"	"	
Ethylbenzene	ND	0.00100	"	"	"	"	"	"	
Xylene (p/m)	ND	0.00100	"	"	"	"	"	"	
Xylene (o)	ND	0.00100	"	"	"	"	"	"	
Surrogate: a,a,a-Trifluorotoluene		101 %	80-120		"	"	"	"	
Surrogate: 4-Bromofluorobenzene		88.2 %	80-120		"	"	"	"	
MW-2 (6L29005-02) Water									
Benzene	ND	0.00100	mg/L	1	EL63101	12/31/06	12/31/06	EPA 8021B	
Toluene	ND	0.00100	"	"	"	"	"	"	
Ethylbenzene	ND	0.00100	"	"	"	"	"	"	
Xylene (p/m)	ND	0.00100	"	"	"	"	"	"	
Xylene (o)	ND	0.00100	"	"	"	"	"	"	
Surrogate: a,a,a-Trifluorotoluene		98.0 %	80-120		"	"	"	"	
Surrogate: 4-Bromofluorobenzene		110 %	80-120		"	"	"	"	
MW-3 (6L29005-03) Water									
Benzene	ND	0.00100	mg/L	1	EL63101	12/31/06	12/31/06	EPA 8021B	
Toluene	ND	0.00100	"	"	"	"	"	"	
Ethylbenzene	ND	0.00100	"	"	"	"	"	"	
Xylene (p/m)	ND	0.00100	"	"	"	"	"	"	
Xylene (o)	ND	0.00100	"	"	"	"	"	"	
Surrogate: a,a,a-Trifluorotoluene		99.0 %	80-120		"	"	"	"	
Surrogate: 4-Bromofluorobenzene		90.5 %	80-120		"	"	"	"	

Plains All American EH & S
1301 S. County Road 1150
Midland TX, 79706-4476

Project: Frisco Skelly
Project Number: 2004-00196
Project Manager: Camille Reynolds

Fax: (432) 687-4914

Organics by GC - Quality Control
Environmental Lab of Texas

Analyte	Result	Reporting Limit	Units	Spike Level	Source Result	%REC	%REC Limits	RPD	RPD Limit	Notes
---------	--------	--------------------	-------	----------------	------------------	------	----------------	-----	--------------	-------

Batch EL63101 - EPA 5030C (GC)

Blank (EL63101-BLK1)

Prepared: 12/31/06 Analyzed: 01/01/07

Benzene	ND	0.00100	mg/L							
Toluene	ND	0.00100	"							
Ethylbenzene	ND	0.00100	"							
Xylene (p/m)	ND	0.00100	"							
Xylene (o)	ND	0.00100	"							
Surrogate: <i>a,a,a</i> -Trifluorotoluene	36.1		ug/l	40.0		90.2	80-120			
Surrogate: 4-Bromofluorobenzene	37.0		"	40.0		92.5	80-120			

LCS (EL63101-BS1)

Prepared: 12/31/06 Analyzed: 01/01/07

Benzene	0.0455	0.00100	mg/L	0.0500		91.0	80-120			
Toluene	0.0472	0.00100	"	0.0500		94.4	80-120			
Ethylbenzene	0.0444	0.00100	"	0.0500		88.8	80-120			
Xylene (p/m)	0.0942	0.00100	"	0.100		94.2	80-120			
Xylene (o)	0.0439	0.00100	"	0.0500		87.8	80-120			
Surrogate: <i>a,a,a</i> -Trifluorotoluene	36.2		ug/l	40.0		90.5	80-120			
Surrogate: 4-Bromofluorobenzene	43.5		"	40.0		109	80-120			

Calibration Check (EL63101-CCV1)

Prepared: 12/31/06 Analyzed: 01/01/07

Benzene	48.2		ug/l	50.0		96.4	80-120			
Toluene	49.3		"	50.0		98.6	80-120			
Ethylbenzene	56.4		"	50.0		113	80-120			
Xylene (p/m)	94.8		"	100		94.8	80-120			
Xylene (o)	45.3		"	50.0		90.6	80-120			
Surrogate: <i>a,a,a</i> -Trifluorotoluene	37.8		"	40.0		94.5	80-120			
Surrogate: 4-Bromofluorobenzene	44.1		"	40.0		110	80-120			

Matrix Spike (EL63101-MS1)

Source: 6L29005-01

Prepared: 12/31/06 Analyzed: 01/01/07

Benzene	0.0470	0.00100	mg/L	0.0500	ND	94.0	80-120			
Toluene	0.0473	0.00100	"	0.0500	ND	94.6	80-120			
Ethylbenzene	0.0502	0.00100	"	0.0500	ND	100	80-120			
Xylene (p/m)	0.0959	0.00100	"	0.100	ND	95.9	80-120			
Xylene (o)	0.0441	0.00100	"	0.0500	ND	88.2	80-120			
Surrogate: <i>a,a,a</i> -Trifluorotoluene	35.7		ug/l	40.0		89.2	80-120			
Surrogate: 4-Bromofluorobenzene	42.9		"	40.0		107	80-120			

Environmental Lab of Texas

The results in this report apply to the samples analyzed in accordance with the samples received in the laboratory. This analytical report must be reproduced in its entirety, with written approval of Environmental Lab of Texas.

Page 3 of 5

Plains All American EH & S
1301 S. County Road 1150
Midland TX, 79706-4476

Project: Frisco Skelly
Project Number: 2004-00196
Project Manager: Camille Reynolds

Fax: (432) 687-4914

Organics by GC - Quality Control
Environmental Lab of Texas

Analyte	Result	Reporting Limit	Units	Spike Level	Source Result	%REC	%REC Limits	RPD	RPD Limit	Notes
---------	--------	--------------------	-------	----------------	------------------	------	----------------	-----	--------------	-------

Batch EL63101 - EPA 5030C (GC)

Matrix Spike Dup (EL63101-MSD1)

Source: 6L29005-01

Prepared: 12/31/06 Analyzed: 01/01/07

Benzene	0.0461	0.00100	mg/L	0.0500	ND	92.2	80-120	1.93	20	
Toluene	0.0485	0.00100	"	0.0500	ND	97.0	80-120	2.51	20	
Ethylbenzene	0.0527	0.00100	"	0.0500	ND	105	80-120	4.88	20	
Xylene (p/m)	0.0978	0.00100	"	0.100	ND	97.8	80-120	1.96	20	
Xylene (o)	0.0458	0.00100	"	0.0500	ND	91.6	80-120	3.78	20	
Surrogate: <i>a,a,a</i> -Trifluorotoluene	37.3		ug/l	40.0		93.2	80-120			
Surrogate: 4-Bromofluorobenzene	42.6		"	40.0		106	80-120			

Environmental Lab of Texas

The results in this report apply to the samples analyzed in accordance with the samples received in the laboratory. This analytical report must be reproduced in its entirety, with written approval of Environmental Lab of Texas.

Page 4 of 5

Plains All American EH & S
1301 S. County Road 1150
Midland TX, 79706-4476

Project: Frisco Skelly
Project Number: 2004-00196
Project Manager: Camille Reynolds

Fax: (432) 687-4914

Notes and Definitions

DET Analyte DETECTED
ND Analyte NOT DETECTED at or above the reporting limit
NR Not Reported
dry Sample results reported on a dry weight basis
RPD Relative Percent Difference
LCS Laboratory Control Spike
MS Matrix Spike
Dup Duplicate

Report Approved By:

Raland K. Tuttle

Date:

1/2/2007

Raland K. Tuttle, Lab Manager
Celey D. Keene, Lab Director, Org. Tech Director
Peggy Allen, QA Officer

Jeanne Mc Murrey, Inorg. Tech Director
LaTasha Cornish, Chemist
Sandra Sanchez, Lab Tech.

This material is intended only for the use of the individual (s) or entity to whom it is addressed, and may contain information that is privileged and confidential.

If you have received this material in error, please notify us immediately at 432-563-1800.

Environmental Lab of Texas

The results in this report apply to the samples analyzed in accordance with the samples received in the laboratory. This analytical report must be reproduced in its entirety, with written approval of Environmental Lab of Texas.

Page 5 of 5

Environmental Lab of Texas

Variance/ Corrective Action Report- Sample Log-In

Client: Plains P/L / Basin Env.
 Date/ Time: 12-29-06 @ 1400
 Lab ID #: 6L29005
 Initials: JMM

Sample Receipt Checklist

Client Initials

#1	Temperature of container/ cooler?	<u>Yes</u>	No	0.0 °C	
#2	Shipping container in good condition?	<u>Yes</u>	No		
#3	Custody Seals intact on shipping container/ cooler?	<u>Yes</u>	No	Not Present	
#4	Custody Seals intact on sample bottles/ container?	<u>Yes</u>	No	Not Present	
#5	Chain of Custody present?	<u>Yes</u>	No		
#6	Sample instructions complete of Chain of Custody?	<u>Yes</u>	No		
#7	Chain of Custody signed when relinquished/ received?	<u>Yes</u>	No		
#8	Chain of Custody agrees with sample label(s)?	<u>Yes</u>	No	ID written on Cont./ Lid	
#9	Container label(s) legible and intact?	<u>Yes</u>	No	Not Applicable	
#10	Sample matrix/ properties agree with Chain of Custody?	<u>Yes</u>	No		
#11	Containers supplied by ELOT?	<u>Yes</u>	No		
#12	Samples in proper container/ bottle?	<u>Yes</u>	No	See Below	
#13	Samples properly preserved?	<u>Yes</u>	No	See Below	
#14	Sample bottles intact?	<u>Yes</u>	No		
#15	Preservations documented on Chain of Custody?	<u>Yes</u>	No		
#16	Containers documented on Chain of Custody?	<u>Yes</u>	No		
#17	Sufficient sample amount for indicated test(s)?	<u>Yes</u>	No	See Below	
#18	All samples received within sufficient hold time?	<u>Yes</u>	No	See Below	
#19	Subcontract of sample(s)?	<u>Yes</u>	No	Not Applicable	
#20	VOC samples have zero headspace?	<u>Yes</u>	No	Not Applicable	

Variance Documentation

Contact: _____ Contacted by: _____ Date/ Time: _____


Regarding: _____

Corrective Action Taken: _____

Check all that Apply:

- ☐ See attached e-mail/ fax
- ☐ Client understands and would like to proceed with analysis
- ☐ Cooling process had begun shortly after sampling event

ENVIRONMENTAL LAB OF



12600 West I-20 East - Odessa, Texas 79765

A Xenco Laboratories Company

Analytical Report

Prepared for:

Camille Reynolds

Plains All American EH & S

1301 S. County Road 1150

Midland, TX 79706-4476

Project: Frisco Skelly

Project Number: 2004-00196

Location: Lea County, NM

Lab Order Number: 7C20008

Report Date: 03/28/07

Plains All American EH & S
1301 S. County Road 1150
Midland TX, 79706-4476

Project: Frisco Skelly
Project Number: 2004-00196
Project Manager: Camille Reynolds

Fax: (432) 687-4914

ANALYTICAL REPORT FOR SAMPLES

Sample ID	Laboratory ID	Matrix	Date Sampled	Date Received
MW-1	7C20008-01	Water	03/15/07 10:20	03-20-2007 11:30
MW-2	7C20008-02	Water	03/15/07 11:10	03-20-2007 11:30
MW-3	7C20008-03	Water	03/15/07 11:45	03-20-2007 11:30

Plains All American EH & S
1301 S. County Road 1150
Midland TX, 79706-4476

Project: Frisco Skelly
Project Number: 2004-00196
Project Manager: Camille Reynolds

Fax: (432) 687-4914

Organics by GC
Environmental Lab of Texas

Analyte	Result	Reporting Limit	Units	Dilution	Batch	Prepared	Analyzed	Method	Notes
MW-1 (7C20008-01) Water									
Benzene	ND	0.00100	mg/L	1	EC72601	03/26/07	03/27/07	EPA 8021B	
Toluene	ND	0.00100	"	"	"	"	"	"	
Ethylbenzene	ND	0.00100	"	"	"	"	"	"	
Xylene (p/m)	ND	0.00100	"	"	"	"	"	"	
Xylene (o)	ND	0.00100	"	"	"	"	"	"	
Surrogate: a,a,a-Trifluorotoluene		99.0 %	80-120		"	"	"	"	
Surrogate: 4-Bromofluorobenzene		84.0 %	80-120		"	"	"	"	
MW-2 (7C20008-02) Water									
Benzene	ND	0.00100	mg/L	1	EC72601	03/26/07	03/27/07	EPA 8021B	
Toluene	ND	0.00100	"	"	"	"	"	"	
Ethylbenzene	ND	0.00100	"	"	"	"	"	"	
Xylene (p/m)	ND	0.00100	"	"	"	"	"	"	
Xylene (o)	ND	0.00100	"	"	"	"	"	"	
Surrogate: a,a,a-Trifluorotoluene		106 %	80-120		"	"	"	"	
Surrogate: 4-Bromofluorobenzene		87.8 %	80-120		"	"	"	"	
MW-3 (7C20008-03) Water									
Benzene	ND	0.00100	mg/L	1	EC72601	03/26/07	03/27/07	EPA 8021B	
Toluene	ND	0.00100	"	"	"	"	"	"	
Ethylbenzene	ND	0.00100	"	"	"	"	"	"	
Xylene (p/m)	ND	0.00100	"	"	"	"	"	"	
Xylene (o)	ND	0.00100	"	"	"	"	"	"	
Surrogate: a,a,a-Trifluorotoluene		106 %	80-120		"	"	"	"	
Surrogate: 4-Bromofluorobenzene		85.2 %	80-120		"	"	"	"	

Environmental Lab of Texas

A Xenco Laboratories Company

The results in this report apply to the samples analyzed in accordance with the samples received in the laboratory. This analytical report must be reproduced in its entirety, with written approval of Environmental Lab of Texas.

Page 2 of 5

Plains All American EH & S
1301 S. County Road 1150
Midland TX, 79706-4476

Project: Frisco Skelly
Project Number: 2004-00196
Project Manager: Camille Reynolds

Fax: (432) 687-4914

Organics by GC - Quality Control
Environmental Lab of Texas

Analyte	Result	Reporting Limit	Units	Spike Level	Source Result	%REC Limits	RPD	RPD Limit	Notes
---------	--------	--------------------	-------	----------------	------------------	----------------	-----	--------------	-------

Batch EC72601 - EPA 5030C (GC)

Blank (EC72601-BLK1)

Prepared & Analyzed: 03/26/07

Benzene	ND	0.00100	mg/L						
Toluene	ND	0.00100	"						
Ethylbenzene	ND	0.00100	"						
Xylene (p/m)	ND	0.00100	"						
Xylene (o)	ND	0.00100	"						
Surrogate: <i>a,a,a</i> -Trifluorotoluene	40.8		ug/l	50.0		81.6	80-120		
Surrogate: 4-Bromofluorobenzene	40.6		"	50.0		81.2	80-120		

LCS (EC72601-BS1)

Prepared & Analyzed: 03/26/07

Benzene	0.0442	0.00100	mg/L	0.0500		88.4	80-120		
Toluene	0.0431	0.00100	"	0.0500		86.2	80-120		
Ethylbenzene	0.0419	0.00100	"	0.0500		83.8	80-120		
Xylene (p/m)	0.0890	0.00100	"	0.100		89.0	80-120		
Xylene (o)	0.0450	0.00100	"	0.0500		90.0	80-120		
Surrogate: <i>a,a,a</i> -Trifluorotoluene	40.5		ug/l	50.0		81.0	80-120		
Surrogate: 4-Bromofluorobenzene	43.5		"	50.0		87.0	80-120		

Calibration Check (EC72601-CCV1)

Prepared & Analyzed: 03/26/07

Benzene	45.8		ug/l	50.0		91.6	80-120		
Toluene	44.4		"	50.0		88.8	80-120		
Ethylbenzene	45.9		"	50.0		91.8	80-120		
Xylene (p/m)	89.2		"	100		89.2	80-120		
Xylene (o)	45.9		"	50.0		91.8	80-120		
Surrogate: <i>a,a,a</i> -Trifluorotoluene	40.8		"	50.0		81.6	80-120		
Surrogate: 4-Bromofluorobenzene	43.9		"	50.0		87.8	80-120		

Duplicate (EC72601-DUP1)

Source: 7C23001-10

Prepared & Analyzed: 03/26/07

Benzene	ND	0.00100	mg/L	ND				20	
Toluene	0.00353	0.00100	"	0.00330			6.73	20	
Ethylbenzene	0.000521	0.00100	"	0.000349			39.5	20	R4
Xylene (p/m)	0.00502	0.00100	"	0.00430			15.5	20	
Xylene (o)	0.00123	0.00100	"	0.000981			22.5	20	R5
Surrogate: <i>a,a,a</i> -Trifluorotoluene	41.0		ug/l	50.0		82.0	80-120		
Surrogate: 4-Bromofluorobenzene	42.4		"	50.0		84.8	80-120		

Environmental Lab of Texas

A Xenco Laboratories Company

The results in this report apply to the samples analyzed in accordance with the samples received in the laboratory. This analytical report must be reproduced in its entirety, with written approval of Environmental Lab of Texas.

Page 3 of 5

Plains All American EH & S
1301 S. County Road 1150
Midland TX, 79706-4476

Project: Frisco Skelly
Project Number: 2004-00196
Project Manager: Camille Reynolds

Fax: (432) 687-4914

Organics by GC - Quality Control
Environmental Lab of Texas

Analyte	Result	Reporting Limit	Units	Spike Level	Source Result	%REC	%REC Limits	RPD	RPD Limit	Notes
---------	--------	--------------------	-------	----------------	------------------	------	----------------	-----	--------------	-------

Batch EC72601 - EPA 5030C (GC)

Matrix Spike (EC72601-MS1)

Source: 7C23001-10

Prepared & Analyzed: 03/26/07

Benzene	0.0449	0.00100	mg/L	0.0500	ND	89.8	80-120			
Toluene	0.0470	0.00100	"	0.0500	0.00330	87.4	80-120			
Ethylbenzene	0.0424	0.00100	"	0.0500	0.000349	84.1	80-120			
Xylene (p/m)	0.0924	0.00100	"	0.100	0.00430	88.1	80-120			
Xylene (o)	0.0464	0.00100	"	0.0500	0.000981	90.8	80-120			
Surrogate: <i>o,p,p'</i> -Trifluorotoluene	40.0		ug/l	50.0		80.0	80-120			
Surrogate: 4-Bromofluorobenzene	44.7		"	50.0		89.4	80-120			

Environmental Lab of Texas

A Xenco Laboratories Company

The results in this report apply to the samples analyzed in accordance with the samples received in the laboratory. This analytical report must be reproduced in its entirety, with written approval of Environmental Lab of Texas.

Page 4 of 5

Plains All American EH & S
1301 S. County Road 1150
Midland TX, 79706-4476

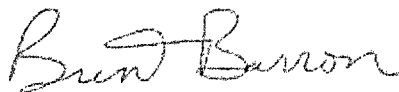
Project: Frisco Skelly
Project Number: 2004-00196
Project Manager: Camille Reynolds

Fax: (432) 687-4914

Notes and Definitions

R5 RPD is outside of historic values
R4 Due to the low levels of analyte in the sample, the duplicate RPD calculation does not provide useful information.
DET Analyte DETECTED
ND Analyte NOT DETECTED at or above the reporting limit
NR Not Reported
dry Sample results reported on a dry weight basis
RPD Relative Percent Difference
LCS Laboratory Control Spike
MS Matrix Spike
Dup Duplicate

Report Approved By:



Date:

3/28/2007

Brent Barron, Laboratory Director/Corp. Technical Director
Celey D. Keene, Org. Tech Director
Raland K. Tuttle, Laboratory Consultant

James Mathis, QA/QC Officer
Jeanne Mc Murrey, Inorg. Tech Director

This material is intended only for the use of the individual (s) or entity to whom it is addressed, and may contain information that is privileged and confidential.

If you have received this material in error, please notify us immediately at 432-563-1800.

Environmental Lab of Texas

A Xenco Laboratories Company

The results in this report apply to the samples analyzed in accordance with the samples received in the laboratory. This analytical report must be reproduced in its entirety, with written approval of Environmental Lab of Texas.

Page 5 of 5

Environmental Lab of Texas

Variance/ Corrective Action Report- Sample Log-In

Client: Plumb
 Date/ Time: 3/24/07 11:30
 Lab ID #: 7C20008
 Initials: CK

Sample Receipt Checklist

Client Initials

1	Temperature of container/ cooler?	Yes	No	1.0 °C	
2	Shipping container in good condition?	Yes	No		
3	Custody Seals intact on shipping container/ cooler?	Yes	No	Not Present	
4	Custody Seals intact on sample bottles/ container?	Yes	No	Not Present	
5	Chain of Custody present?	Yes	No		
6	Sample instructions complete of Chain of Custody?	Yes	No		
7	Chain of Custody signed when relinquished/ received?	Yes	No		
8	Chain of Custody agrees with sample label(s)?	Yes	No	ID written on Cont./ Lid	
9	Container label(s) legible and intact?	Yes	No	Not Applicable	
10	Sample matrix/ properties agree with Chain of Custody?	Yes	No		
11	Containers supplied by EL0T?	Yes	No		
12	Samples in proper container/ bottle?	Yes	No	See Below	
13	Samples properly preserved?	Yes	No	See Below	
14	Sample bottles intact?	Yes	No		
15	Preservations documented on Chain of Custody?	Yes	No		
16	Containers documented on Chain of Custody?	Yes	No		
17	Sufficient sample amount for indicated test(s)?	Yes	No	See Below	
18	All samples received within sufficient hold time?	Yes	No	See Below	
19	Subcontract of sample(s)?	Yes	No	Not Applicable	
20	VOC samples have zero headspace?	Yes	No	Not Applicable	

Variance Documentation

Contact: _____ Contacted by: _____ Date/ Time: _____

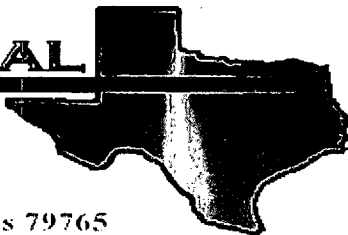
Regarding: _____

Corrective Action Taken: _____

Check all that Apply:

- ☐ See attached e-mail/ fax
☐ Client understands and would like to proceed with analysis
☐ Cooling process had begun shortly after sampling event

ENVIRONMENTAL LAB OF



12600 West I-20 East - Odessa, Texas 79765

A Xenco Laboratories Company

Analytical Report

Prepared for:

Camille Reynolds

Plains All American EH & S

1301 S. County Road 1150

Midland, TX 79706-4476

Project: Frisco Skelly # 1

Project Number: 2004-00196

Location: Lea County, NM

Lab Order Number: 7F06014

Report Date: 06/11/07

Plains All American EH & S
1301 S. County Road 1150
Midland TX, 79706-4476

Project: Frisco Skelly # 1
Project Number: 2004-00196
Project Manager: Camille Reynolds

Fax: (432) 687-4914

ANALYTICAL REPORT FOR SAMPLES

Sample ID	Laboratory ID	Matrix	Date Sampled	Date Received
MW-1	7F06014-01	Water	05/30/07 11:00	06-06-2007 12:21
MW-2	7F06014-02	Water	05/30/07 11:55	06-06-2007 12:21
MW-3	7F06014-03	Water	05/30/07 13:10	06-06-2007 12:21

Plains All American EH & S
1301 S. County Road 1150
Midland TX, 79706-4476

Project: Frisco Skelly # 1
Project Number: 2004-00196
Project Manager: Camille Reynolds

Fax: (432) 687-4914

Organics by GC
Environmental Lab of Texas

Analyte	Result	Reporting Limit	Units	Dilution	Batch	Prepared	Analyzed	Method	Notes
MW-1 (7F06014-01) Water									
Benzene	ND	0.00100	mg/L	1	EF70802	06/08/07	06/09/07	EPA 8021B	
Toluene	0.00648	0.00100	"	"	"	"	"	"	
Ethylbenzene	ND	0.00100	"	"	"	"	"	"	
Xylene (p/m)	ND	0.00100	"	"	"	"	"	"	
Xylene (o)	ND	0.00100	"	"	"	"	"	"	
Surrogate: a,a,a-Trifluorotoluene		111 %	80-120		"	"	"	"	
Surrogate: 4-Bromofluorobenzene		96.6 %	80-120		"	"	"	"	
MW-2 (7F06014-02) Water									
Benzene	ND	0.00100	mg/L	1	EF70802	06/08/07	06/09/07	EPA 8021B	
Toluene	0.00616	0.00100	"	"	"	"	"	"	
Ethylbenzene	ND	0.00100	"	"	"	"	"	"	
Xylene (p/m)	ND	0.00100	"	"	"	"	"	"	
Xylene (o)	ND	0.00100	"	"	"	"	"	"	
Surrogate: a,a,a-Trifluorotoluene		113 %	80-120		"	"	"	"	
Surrogate: 4-Bromofluorobenzene		93.8 %	80-120		"	"	"	"	
MW-3 (7F06014-03) Water									
Benzene	ND	0.00100	mg/L	1	EF70802	06/08/07	06/09/07	EPA 8021B	
Toluene	0.00161	0.00100	"	"	"	"	"	"	
Ethylbenzene	ND	0.00100	"	"	"	"	"	"	
Xylene (p/m)	ND	0.00100	"	"	"	"	"	"	
Xylene (o)	ND	0.00100	"	"	"	"	"	"	
Surrogate: a,a,a-Trifluorotoluene		88.4 %	80-120		"	"	"	"	
Surrogate: 4-Bromofluorobenzene		78.0 %	80-120		"	"	"	"	S-04

Environmental Lab of Texas

A Xenco Laboratories Company

The results in this report apply to the samples analyzed in accordance with the samples received in the laboratory. This analytical report must be reproduced in its entirety, with written approval of Environmental Lab of Texas.

Page 2 of 5

Plains All American EH & S
1301 S. County Road 1150
Midland TX, 79706-4476

Project: Frisco Skelly # 1
Project Number: 2004-00196
Project Manager: Camille Reynolds

Fax: (432) 687-4914

Organics by GC - Quality Control
Environmental Lab of Texas

Analyte	Result	Reporting Limit	Units	Spike Level	Source Result	%REC	%REC Limits	RPD	RPD Limit	Notes
---------	--------	--------------------	-------	----------------	------------------	------	----------------	-----	--------------	-------

Batch EF70802 - EPA 5030C (GC)

Blank (EF70802-BLK1)

Prepared & Analyzed: 06/08/07

Benzene	ND	0.00100	mg/L							
Toluene	ND	0.00100	"							
Ethylbenzene	ND	0.00100	"							
Xylene (p/m)	ND	0.00100	"							
Xylene (o)	ND	0.00100	"							
Surrogate: a,a,a-Trifluorotoluene	54.1		ug/l	50.0		108	80-120			
Surrogate: 4-Bromofluorobenzene	45.4		"	50.0		90.8	80-120			

LCS (EF70802-BS1)

Prepared & Analyzed: 06/08/07

Benzene	0.0548	0.00100	mg/L	0.0500		110	80-120			
Toluene	0.0556	0.00100	"	0.0500		111	80-120			
Ethylbenzene	0.0543	0.00100	"	0.0500		109	80-120			
Xylene (p/m)	0.101	0.00100	"	0.100		101	80-120			
Xylene (o)	0.0569	0.00100	"	0.0500		114	80-120			
Surrogate: a,a,a-Trifluorotoluene	54.6		ug/l	50.0		109	80-120			
Surrogate: 4-Bromofluorobenzene	51.7		"	50.0		103	80-120			

Calibration Check (EF70802-CCV1)

Prepared: 06/08/07 Analyzed: 06/09/07

Benzene	0.0576		mg/L	0.0500		115	80-120			
Toluene	0.0567		"	0.0500		113	80-120			
Ethylbenzene	0.0537		"	0.0500		107	80-120			
Xylene (p/m)	0.0999		"	0.100		99.9	80-120			
Xylene (o)	0.0573		"	0.0500		115	80-120			
Surrogate: a,a,a-Trifluorotoluene	57.9		ug/l	50.0		116	80-120			
Surrogate: 4-Bromofluorobenzene	53.0		"	50.0		106	80-120			

Matrix Spike (EF70802-MS1)

Source: 7F06019-03

Prepared: 06/08/07 Analyzed: 06/09/07

Benzene	0.0598	0.00100	mg/L	0.0500	ND	120	80-120			
Toluene	0.0593	0.00100	"	0.0500	ND	119	80-120			
Ethylbenzene	0.0584	0.00100	"	0.0500	ND	117	80-120			
Xylene (p/m)	0.107	0.00100	"	0.100	ND	107	80-120			
Xylene (o)	0.0614	0.00100	"	0.0500	ND	123	80-120			M1
Surrogate: a,a,a-Trifluorotoluene	58.4		ug/l	50.0		117	80-120			
Surrogate: 4-Bromofluorobenzene	56.2		"	50.0		112	80-120			

Environmental Lab of Texas

A Xenco Laboratories Company

The results in this report apply to the samples analyzed in accordance with the samples received in the laboratory. This analytical report must be reproduced in its entirety, with written approval of Environmental Lab of Texas.

Plains All American EH & S
1301 S. County Road 1150
Midland TX, 79706-4476

Project: Frisco Skelly # 1
Project Number: 2004-00196
Project Manager: Camille Reynolds

Fax: (432) 687-4914

Organics by GC - Quality Control
Environmental Lab of Texas

Analyte	Result	Reporting Limit	Units	Spike Level	Source Result	%REC	%REC Limits	RPD	RPD Limit	Notes
Batch EF70802 - EPA 5030C (GC)										
Matrix Spike Dup (EF70802-MSD1)		Source: 7F06019-03		Prepared: 06/08/07 Analyzed: 06/09/07						
Benzene	0.0565	0.00100	mg/L	0.0500	ND	113	80-120	6.01	20	
Toluene	0.0566	0.00100	"	0.0500	ND	113	80-120	5.17	20	
Ethylbenzene	0.0556	0.00100	"	0.0500	ND	111	80-120	5.26	20	
Xylene (p/m)	0.102	0.00100	"	0.100	ND	102	80-120	4.78	20	
Xylene (o)	0.0584	0.00100	"	0.0500	ND	117	80-120	5.00	20	
Surrogate: <i>a,a,a</i> -Trifluorotoluene	58.3		ug/l	50.0		117	80-120			
Surrogate: 4-Bromofluorobenzene	54.2		"	50.0		108	80-120			

Environmental Lab of Texas

A Xenco Laboratories Company

The results in this report apply to the samples analyzed in accordance with the samples received in the laboratory. This analytical report must be reproduced in its entirety, with written approval of Environmental Lab of Texas.

Page 4 of 5

Plains All American EH & S
1301 S. County Road 1150
Midland TX, 79706-4476

Project: Frisco Skelly # 1
Project Number: 2004-00196
Project Manager: Camille Reynolds

Fax: (432) 687-4914

Notes and Definitions

S-04 The surrogate recovery for this sample is outside of established control limits due to a sample matrix effect.

M1 The MS and/or MSD were above the acceptance limits due to sample matrix interference. See Blank Spike (LCS).

DET Analyte DETECTED

ND Analyte NOT DETECTED at or above the reporting limit

NR Not Reported

dry Sample results reported on a dry weight basis

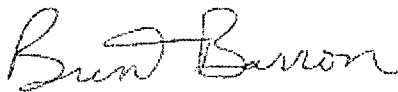
RPD Relative Percent Difference

LCS Laboratory Control Spike

MS Matrix Spike

Dup Duplicate

Report Approved By:



Date: 6/11/2007

Brent Barron, Laboratory Director/Corp. Technical Director
Celey D. Keene, Org. Tech Director
Raland K. Tuttle, Laboratory Consultant

James Mathis, QA/QC Officer
Jeanne Mc Murrey, Inorg. Tech Director

This material is intended only for the use of the individual (s) or entity to whom it is addressed, and may contain information that is privileged and confidential.

If you have received this material in error, please notify us immediately at 432-563-1800.

Environmental Lab of Texas

A Xenco Laboratories Company

The results in this report apply to the samples analyzed in accordance with the samples received in the laboratory. This analytical report must be reproduced in its entirety, with written approval of Environmental Lab of Texas.

Page 5 of 5

Environmental Lab of Texas

Variance/ Corrective Action Report- Sample Log-In

Client: Plains
 Date/ Time: 6-6-07 12:21
 Lab ID #: 7FOG014
 Initials: AL

Sample Receipt Checklist

				Client Initials
1 Temperature of container/ cooler?	<u>Yes</u>	No	<u>4.5</u> °C	
2 Shipping container in good condition?	<u>Yes</u>	No		
3 Custody Seals intact on shipping container/ cooler?	<u>Yes</u>	No	<u>Not Present</u>	
4 Custody Seals intact on sample bottles/ container?	<u>Yes</u>	No	<u>Not Present</u>	
5 Chain of Custody present?	<u>Yes</u>	No		
6 Sample instructions complete of Chain of Custody?	<u>Yes</u>	No		
7 Chain of Custody signed when relinquished/ received?	<u>Yes</u>	No		
8 Chain of Custody agrees with sample label(s)?	<u>Yes</u>	No	ID written on Cont./ Lid	
9 Container label(s) legible and intact?	<u>Yes</u>	No	<u>Not Applicable</u>	
10 Sample matrix/ properties agree with Chain of Custody?	<u>Yes</u>	No		
11 Containers supplied by ELOT?	<u>Yes</u>	No		
12 Samples in proper container/ bottle?	<u>Yes</u>	No	<u>See Below</u>	
13 Samples properly preserved?	<u>Yes</u>	No	<u>See Below</u>	
14 Sample bottles intact?	<u>Yes</u>	No		
15 Preservations documented on Chain of Custody?	<u>Yes</u>	No		
16 Containers documented on Chain of Custody?	<u>Yes</u>	No		
17 Sufficient sample amount for indicated test(s)?	<u>Yes</u>	No	<u>See Below</u>	
18 All samples received within sufficient hold time?	<u>Yes</u>	No	<u>See Below</u>	
19 Subcontract of sample(s)?	<u>Yes</u>	No	<u>Not Applicable</u>	
20 VOC samples have zero headspace?	<u>Yes</u>	No	<u>Not Applicable</u>	

Variance Documentation

Contact: _____ Contacted by: _____ Date/ Time: _____
 Regarding: _____

Corrective Action Taken: _____

Check all that Apply:

- ☐ See attached e-mail/ fax
☐ Client understands and would like to proceed with analysis
☐ Cooling process had begun shortly after sampling event

Analytical Report 290374

for

PLAINS ALL AMERICAN EH&S

Project Manager: Camille Reynolds

Frisco-Skelly # 1

2004-00196

02-OCT-07



12600 West I-20 East Odessa, Texas 79765

A Xenco Laboratories Company

Texas certification numbers:

Houston, TX T104704215

Florida certification numbers:

Houston, TX E871002 - Miami, FL E86678 - Tampa, FL E86675

**Houston - Dallas - San Antonio - Austin - Tampa - Miami - Latin America
Midland - Corpus Christi - Atlanta**



02-OCT-07

Project Manager: **Camille Reynolds**
PLAINS ALL AMERICAN EH&S
1301 S. COUNTY ROAD 1150
Midland, TX 79706

Reference: XENCO Report No: **290374**
Frisco-Skelly # 1
Project Address: Lea County, NM

Camille Reynolds:

We are reporting to you the results of the analyses performed on the samples received under the project name referenced above and identified with the XENCO Report Number 290374. All results being reported under this Report Number apply to the samples analyzed and properly identified with a Laboratory ID number. Subcontracted analyses are identified in this report with either the NELAC certification number of the subcontract lab in the analyst ID field, or the complete subcontracted report attached to this report.

Unless otherwise noted in a Case Narrative, all data reported in this Analytical Report are in compliance with NELAC standards. Estimation of data uncertainty for this report is found in the quality control section of this report unless otherwise noted. Should insufficient sample be provided to the laboratory to meet the method and NELAC Matrix Duplicate and Matrix Spike requirements, then the data will be analyzed, evaluated and reported using all other available quality control measures.

The validity and integrity of this report will remain intact as long as it is accompanied by this letter and reproduced in full, unless written approval is granted by XENCO Laboratories. This report will be filed for at least 5 years in our archives after which time it will be destroyed without further notice, unless otherwise arranged with you. The samples received, and described as recorded in Report No. 290374 will be filed for 60 days, and after that time they will be properly disposed without further notice, unless otherwise arranged with you. We reserve the right to return to you any unused samples, extracts or solutions related to them if we consider so necessary (e.g., samples identified as hazardous waste, sample sizes exceeding analytical standard practices, controlled substances under regulated protocols, etc).

We thank you for selecting XENCO Laboratories to serve your analytical needs. If you have any questions concerning this report, please feel free to contact us at any time.

Respectfully,

A handwritten signature in black ink, appearing to read "Brent Barron", written over a horizontal line.

Brent Barron

Odessa Laboratory Director

Recipient of the Prestigious Small Business Administration Award of Excellence in 1994.

Certified and approved by numerous States and Agencies.

A Small Business and Minority Status Company that delivers SERVICE and QUALITY

Houston - Dallas - San Antonio - Austin - Tampa - Miami - Latin America



Sample Cross Reference 290374

PLAINS ALL AMERICAN EH&S, Midland, TX

Frisco-Skelly # 1

Sample Id	Matrix	Date Collected	Sample Depth	Lab Sample Id
MW-1	W	Sep-24-07 10:50		290374-001
MW-2	W	Sep-24-07 11:40		290374-002
MW-3	W	Sep-24-07 13:00		290374-003



Certificate of Analysis Summary 290374

PLAINS ALL AMERICAN EH&S, Midland, TX

Project Id: 2004-00196
Contact: Camille Reynolds
Project Location: Lea County, NM


Project Name: Frisco-Skelly # 1

Date Received in Lab: Thu Sep-27-07 02:30 pm
Report Date: 02-OCT-07
Project Manager: Brent Barron, II

Analysis Requested	290374-001		290374-002		290374-003	
	Lab Id:	Field Id:	Lab Id:	Field Id:	Lab Id:	Field Id:
		Depth:		Depth:		Depth:
		Matrix:		Matrix:		Matrix:
		Sampled:		Sampled:		Sampled:
BTEX by EPA 8021B	Extracted:	Oct-01-07 12:00	Extracted:	Oct-01-07 12:00	Extracted:	Oct-01-07 12:00
	Analyzed:	Oct-01-07 14:20	Analyzed:	Oct-01-07 14:37	Analyzed:	Oct-01-07 14:53
	Units/RL:	mg/L RL	Units/RL:	mg/L RL	Units/RL:	mg/L RL
		ND 0.0010		ND 0.0010		ND 0.0010
Benzene		ND 0.0010		ND 0.0010		ND 0.0010
Toluene		ND 0.0010		ND 0.0010		ND 0.0010
Ethylbenzene		ND 0.0010		ND 0.0010		ND 0.0010
m,p-Xylene		ND 0.0020		ND 0.0020		ND 0.0020
o-Xylene		ND 0.0010		ND 0.0010		ND 0.0010
Total Xylenes		ND		ND		ND
Total BTEX		ND		ND		ND

This analytical report, and the entire data package it represents, has been made for your exclusive and confidential use. The interpretations and results expressed throughout this analytical report represent the best judgment of XENCO Laboratories. XENCO Laboratories assumes no responsibility and makes no warranty to the end use of the data hereby presented. Our liability is limited to the amount invoiced for this work order unless otherwise agreed to in writing.

Since 1990 Houston - Dallas - San Antonio - Austin - Tampa - Miami - Latin America


Brent Barron
Odessa Laboratory Director



Flagging Criteria

- X** In our quality control review of the data a QC deficiency was observed and flagged as noted. MS/MSD recoveries were found to be outside of the laboratory control limits due to possible matrix /chemical interference, or a concentration of target analyte high enough to effect the recovery of the spike concentration. This condition could also effect the relative percent difference in the MS/MSD.
- B** A target analyte or common laboratory contaminant was identified in the method blank. Its presence indicates possible field or laboratory contamination.
- D** The sample(s) were diluted due to targets detected over the highest point of the calibration curve, or due to matrix interference. Dilution factors are included in the final results. The result is from a diluted sample.
- E** The data exceeds the upper calibration limit; therefore, the concentration is reported as estimated.
- F** RPD exceeded lab control limits.
- J** The target analyte was positively identified below the MQL and above the SQL.
- U** Analyte was not detected.
- L** The LCS data for this analytical batch was reported below the laboratory control limits for this analyte. The department supervisor and QA Director reviewed data. The samples were either reanalyzed or flagged as estimated concentrations.
- H** The LCS data for this analytical batch was reported above the laboratory control limits. Supporting QC Data were reviewed by the Department Supervisor and QA Director. Data were determined to be valid for reporting.
- K** Sample analyzed outside of recommended hold time.
- * Outside XENCO'S scope of NELAC Accreditation

Recipient of the Prestigious Small Business Administration Award of Excellence in 1994.

Certified and approved by numerous States and Agencies.

A Small Business and Minority Status Company that delivers SERVICE and QUALITY

Houston - Dallas - San Antonio - Austin - Tampa - Miami - Latin America

11381 Meadowglen Lane Suite L Houston, Tx 77082-2647
9701 Harry Hines Blvd , Dallas, TX 75220
5332 Blackberry Drive, Suite 104, San Antonio, TX 78238
2505 N. Falkenburg Rd., Tampa, FL 33619
5757 NW 158th St, Miami Lakes, FL 33014

Phone	Fax
(281) 589-0692	(281) 589-0695
(214) 902 0300	(214) 351-9139
(210) 509-3334	(201) 509-3335
(813) 620-2000	(813) 620-2033
(305) 823-8500	(305) 823-8555



Form 2 - Surrogate Recoveries

Project Name: Frisco-Skelly # 1

Work Order #: 290374

Project ID: 2004-00196

Lab Batch #: 705455

Sample: 290374-001 / SMP

Batch: 1 Matrix: Water

Units: mg/L

SURROGATE RECOVERY STUDY

BTEX by EPA 8021B	Amount Found [A]	True Amount [B]	Recovery %R [D]	Control Limits %R	Flags
Analytes					
1,4-Difluorobenzene	0.0314	0.0300	105	80-120	
4-Bromofluorobenzene	0.0273	0.0300	91	80-120	

Lab Batch #: 705455

Sample: 290374-002 / SMP

Batch: 1 Matrix: Water

Units: mg/L

SURROGATE RECOVERY STUDY

BTEX by EPA 8021B	Amount Found [A]	True Amount [B]	Recovery %R [D]	Control Limits %R	Flags
Analytes					
1,4-Difluorobenzene	0.0315	0.0300	105	80-120	
4-Bromofluorobenzene	0.0262	0.0300	87	80-120	

Lab Batch #: 705455

Sample: 290374-003 / SMP

Batch: 1 Matrix: Water

Units: mg/L

SURROGATE RECOVERY STUDY

BTEX by EPA 8021B	Amount Found [A]	True Amount [B]	Recovery %R [D]	Control Limits %R	Flags
Analytes					
1,4-Difluorobenzene	0.0316	0.0300	105	80-120	
4-Bromofluorobenzene	0.0267	0.0300	89	80-120	

Lab Batch #: 705455

Sample: 499946-1-BKS / BKS

Batch: 1 Matrix: Water

Units: mg/L

SURROGATE RECOVERY STUDY

BTEX by EPA 8021B	Amount Found [A]	True Amount [B]	Recovery %R [D]	Control Limits %R	Flags
Analytes					
1,4-Difluorobenzene	0.0334	0.0300	111	80-120	
4-Bromofluorobenzene	0.0298	0.0300	99	80-120	

Lab Batch #: 705455

Sample: 499946-1-BLK / BLK

Batch: 1 Matrix: Water

Units: mg/L

SURROGATE RECOVERY STUDY

BTEX by EPA 8021B	Amount Found [A]	True Amount [B]	Recovery %R [D]	Control Limits %R	Flags
Analytes					
1,4-Difluorobenzene	0.0317	0.0300	106	80-120	
4-Bromofluorobenzene	0.0272	0.0300	91	80-120	

** Surrogates outside limits; data and surrogates confirmed by reanalysis

*** Poor recoveries due to dilution

Surrogate Recovery [D] = $100 * A / B$

All results are based on MDL and validated for QC purposes.



Form 2 - Surrogate Recoveries

Project Name: Frisco-Skelly # 1

Work Order #: 290374

Project ID: 2004-00196

Lab Batch #: 705455

Sample: 499946-1-BSD / BSD

Batch: 1 Matrix: Water

Units: mg/L

SURROGATE RECOVERY STUDY

BTEX by EPA 8021B Analytes	Amount Found [A]	True Amount [B]	Recovery %R [D]	Control Limits %R	Flags
1,4-Difluorobenzene	0.0292	0.0300	97	80-120	
4-Bromofluorobenzene	0.0269	0.0300	90	80-120	

** Surrogates outside limits; data and surrogates confirmed by reanalysis

*** Poor recoveries due to dilution

Surrogate Recovery [D] = $100 * A / B$

All results are based on MDL and validated for QC purposes.



BS / BSD Recoveries

Project Name: Frisco-Skelly # 1

Work Order #: 290374

Analyst: SHE

Lab Batch ID: 705455

Sample: 499946-1-BKS

Date Prepared: 10/01/2007

Batch #: 1

Project ID: 2004-00196

Date Analyzed: 10/01/2007

Matrix: Water

Units: mg/L

BLANK /BLANK SPIKE / BLANK SPIKE DUPLICATE RECOVERY STUDY												
BTEX by EPA 8021B		Blank Sample Result [A]	Spike Added [B]	Blank Spike Result [C]	Blank Spike %R [D]	Spike Added [E]	Blank Spike Duplicate Result [F]	Blk. Spk Dup. %R [G]	RPD %	Control Limits %R	Control Limits %RPD	Flag
Analytes												
Benzene		ND	0.1000	0.0948	95	0.1	0.0896	90	6	70-125	25	
Toluene		ND	0.1000	0.0951	95	0.1	0.0894	89	6	70-125	25	
Ethylbenzene		ND	0.1000	0.0972	97	0.1	0.0917	92	6	71-129	25	
m,p-Xylene		ND	0.2000	0.1925	96	0.2	0.1821	91	6	70-131	25	
o-Xylene		ND	0.1000	0.0963	96	0.1	0.0907	91	6	71-133	25	

Relative Percent Difference RPD = $200 * (D-F) / (D+F)$

Blank Spike Recovery [D] = $100 * (C) / [B]$

Blank Spike Duplicate Recovery [G] = $100 * (F) / [E]$

All results are based on MDL and Validated for QC Purposes

CHAIN OF CUSTODY RECORD AND ANALYSIS REQUEST

**12600 West I-20 East
Odessa, Texas 79766**

Project Manager: Ken Dutton PAGE 01 OF 01

Company Name Basin Environmental Service Technologies, LLC

Company Address: 2800 Plains Hwy
Lovington, NM 88260

City/State/Zip:

Telephone No: (505) 441-2124

Fax No: (505) 396-1429

e-mail: kdutton@basinenv.com

Project Name: FRISCO-SKELLY # 1

Project #: 2004-00196

Project Loc: Lea County, NM

PO #: PAA - C. J. Reynolds

Report Format: ☒ Standard ☐ TRRP ☐ NPDES

[illegible]

Environmental Lab of Texas

Variance/ Corrective Action Report- Sample Log-In

Client: Basin / Plains

Date/ Time: 9-27-07 2:30

Lab ID #: 2910374

Initials: AL

Sample Receipt Checklist

Client Initials

#1 Temperature of container/ cooler?	<u>Yes</u>	No	<u>21.0</u> °C	
#2 Shipping container in good condition?	<u>Yes</u>	No		
#3 Custody Seals intact on shipping container/ cooler?	<u>Yes</u>	No	Not Present	
#4 Custody Seals intact on sample bottles/ container?	<u>Yes</u>	No	Not Present	
#5 Chain of Custody present?	<u>Yes</u>	No		
#6 Sample instructions complete of Chain of Custody?	<u>Yes</u>	No		
#7 Chain of Custody signed when relinquished/ received?	<u>Yes</u>	No		
#8 Chain of Custody agrees with sample label(s)?	<u>Yes</u>	No	ID written on Cont./ Lid	
#9 Container label(s) legible and intact?	<u>Yes</u>	No	Not Applicable	
#10 Sample matrix/ properties agree with Chain of Custody?	<u>Yes</u>	No		
#11 Containers supplied by ELDT?	<u>Yes</u>	No		
#12 Samples in proper container/ bottle?	<u>Yes</u>	No	See Below	
#13 Samples properly preserved?	<u>Yes</u>	No	See Below	
#14 Sample bottles intact?	<u>Yes</u>	No		
#15 Preservations documented on Chain of Custody?	<u>Yes</u>	No		
#16 Containers documented on Chain of Custody?	<u>Yes</u>	No		
#17 Sufficient sample amount for indicated test(s)?	<u>Yes</u>	No	See Below	
#18 All samples received within sufficient hold time?	<u>Yes</u>	No	See Below	
#19 Subcontract of sample(s)?	<u>Yes</u>	No	Not Applicable	
#20 VOC samples have zero headspace?	<u>Yes</u>	No	Not Applicable	

Variance Documentation

Contact: _____ Contacted by: _____ Date/ Time: _____

Regarding: _____

Corrective Action Taken: _____

- Check all that Apply:
- ☐ See attached e-mail/ fax
 - ☐ Client understands and would like to proceed with analysis
 - ☐ Cooling process had begun shortly after sampling event

Analytical Report 293981

for

PLAINS ALL AMERICAN EH&S

Project Manager: JIMMY BRYANT

Frisco-Skelly #1

2004-00196

10-DEC-07



12600 West I-20 East Odessa, Texas 79765

A Xenco Laboratories Company

Texas certification numbers:

Houston, TX T104704215

Florida certification numbers:

Houston, TX E871002 - Miami, FL E86678 - Tampa, FL E86675

Houston - Dallas - San Antonio - Austin - Tampa - Miami - Latin America
Midland - Corpus Christi - Atlanta



10-DEC-07

Project Manager: **JIMMY BRYANT**
PLAINS ALL AMERICAN EH&S
1301 S. COUNTY ROAD 1150
Midland, TX 79706

Reference: XENCO Report No: **293981**
Frisco-Skelly #1
Project Address: Lea County, NM

JIMMY BRYANT:

We are reporting to you the results of the analyses performed on the samples received under the project name referenced above and identified with the XENCO Report Number 293981. All results being reported under this Report Number apply to the samples analyzed and properly identified with a Laboratory ID number. Subcontracted analyses are identified in this report with either the NELAC certification number of the subcontract lab in the analyst ID field, or the complete subcontracted report attached to this report.

Unless otherwise noted in a Case Narrative, all data reported in this Analytical Report are in compliance with NELAC standards. Estimation of data uncertainty for this report is found in the quality control section of this report unless otherwise noted. Should insufficient sample be provided to the laboratory to meet the method and NELAC Matrix Duplicate and Matrix Spike requirements, then the data will be analyzed, evaluated and reported using all other available quality control measures.

The validity and integrity of this report will remain intact as long as it is accompanied by this letter and reproduced in full, unless written approval is granted by XENCO Laboratories. This report will be filed for at least 5 years in our archives after which time it will be destroyed without further notice, unless otherwise arranged with you. The samples received, and described as recorded in Report No. 293981 will be filed for 60 days, and after that time they will be properly disposed without further notice, unless otherwise arranged with you. We reserve the right to return to you any unused samples, extracts or solutions related to them if we consider so necessary (e.g., samples identified as hazardous waste, sample sizes exceeding analytical standard practices, controlled substances under regulated protocols, etc).

We thank you for selecting XENCO Laboratories to serve your analytical needs. If you have any questions concerning this report, please feel free to contact us at any time.

Respectfully,

Brent Barron, II

Odessa Laboratory Manager

Recipient of the Prestigious Small Business Administration Award of Excellence in 1994.

Certified and approved by numerous States and Agencies.

A Small Business and Minority Status Company that delivers SERVICE and QUALITY

Houston - Dallas - San Antonio - Austin - Tampa - Miami - Latin America



Sample Cross Reference 293981

PLAINS ALL AMERICAN EH&S, Midland, TX

Frisco-Skelly #1

Sample Id	Matrix	Date Collected	Sample Depth	Lab Sample Id
MW-1	W	Nov-29-07 12:43		293981-001
MW-2	W	Nov-29-07 13:44		293981-002
MW-3	W	Nov-29-07 14:50		293981-003



Certificate of Analysis Summary 293981

PLAINS ALL AMERICAN EH&S, Midland, TX

Project Id: 2004-00196

Contact: JIMMY BRYANT

Project Location: Lea County, NM

Project Name: Frisco-Skelly #1

Date Received in Lab: Tue Dec-04-07 12:45 pm


Report Date: 10-DEC-07

Project Manager: Brent Barron, II

Analysis Requested	Lab Id:	293981-001	293981-002	293981-003	
	Field Id:	MW-1	MW-2	MW-3	
Depth:					
Matrix:		WATER	WATER	WATER	
Sampled:		Nov-29-07 12:43	Nov-29-07 13:44	Nov-29-07 14:50	
Extracted:		Dec-06-07 12:45	Dec-05-07 11:30	Dec-05-07 11:30	
Analyzed:		Dec-06-07 16:27	Dec-06-07 00:42	Dec-06-07 00:59	
Units/RL:		mg/L RL	mg/L RL	mg/L RL	
Benzene		ND 0.0010	0.0033 0.0010	0.0012 0.0010	
Toluene		ND 0.0020	ND 0.0020	ND 0.0020	
Ethylbenzene		ND 0.0010	ND 0.0010	ND 0.0010	
m,p-Xylenes		ND 0.0020	ND 0.0020	ND 0.0020	
o-Xylene		ND 0.0010	ND 0.0010	ND 0.0010	
Xylenes, Total		ND	ND	ND	
Total BTEX		ND	0.0033	0.0012	

This analytical report, and the entire data package it represents, has been made for your exclusive and confidential use. The interpretations and results expressed throughout this analytical report represent the best judgment of XENCO Laboratories. XENCO Laboratories assumes no responsibility and makes no warranty to the end use of the data hereby presented. Our liability is limited to the amount invoiced for this work order unless otherwise agreed to in writing.

Since 1990 Houston - Dallas - San Antonio - Austin - Tampa - Miami - Latin America


Brent Barron
Odessa Laboratory Director



Flagging Criteria

- X** In our quality control review of the data a QC deficiency was observed and flagged as noted. MS/MSD recoveries were found to be outside of the laboratory control limits due to possible matrix /chemical interference, or a concentration of target analyte high enough to effect the recovery of the spike concentration. This condition could also effect the relative percent difference in the MS/MSD.
- B** A target analyte or common laboratory contaminant was identified in the method blank. Its presence indicates possible field or laboratory contamination.
- D** The sample(s) were diluted due to targets detected over the highest point of the calibration curve, or due to matrix interference. Dilution factors are included in the final results. The result is from a diluted sample.
- E** The data exceeds the upper calibration limit; therefore, the concentration is reported as estimated.
- F** RPD exceeded lab control limits.
- J** The target analyte was positively identified below the MQL and above the SQL.
- U** Analyte was not detected.
- L** The LCS data for this analytical batch was reported below the laboratory control limits for this analyte. The department supervisor and QA Director reviewed data. The samples were either reanalyzed or flagged as estimated concentrations.
- H** The LCS data for this analytical batch was reported above the laboratory control limits. Supporting QC Data were reviewed by the Department Supervisor and QA Director. Data were determined to be valid for reporting.
- K** Sample analyzed outside of recommended hold time.

* Outside XENCO'S scope of NELAC Accreditation

Recipient of the Prestigious Small Business Administration Award of Excellence in 1994.

Certified and approved by numerous States and Agencies.

A Small Business and Minority Status Company that delivers SERVICE and QUALITY

Houston - Dallas - San Antonio - Austin - Tampa - Miami - Latin America

11381 Meadowglen Lane Suite L Houston, Tx 77082-2647
9701 Harry Hines Blvd , Dallas, TX 75220
5332 Blackberry Drive, Suite 104, San Antonio, TX 78238
2505 N. Falkenburg Rd., Tampa, FL 33619
5757 NW 158th St, Miami Lakes, FL 33014

Phone	Fax
(281) 589-0692	(281) 589-0695
(214) 902 0300	(214) 351-9139
(210) 509-3334	(201) 509-3335
(813) 620-2000	(813) 620-2033
(305) 823-8500	(305) 823-8555



Form 2 - Surrogate Recoveries

Project Name: Frisco-Skelly #1

Work Order #: 293981

Project ID: 2004-00196

Lab Batch #: 709872

Sample: 293981-002 / SMP

Batch: 1 Matrix: Water

Units: mg/L

SURROGATE RECOVERY STUDY

BTEX by EPA 8021B	Amount Found [A]	True Amount [B]	Recovery %R [D]	Control Limits %R	Flags
Analytes					
1,4-Difluorobenzene	0.0321	0.0300	107	80-120	
4-Bromofluorobenzene	0.0249	0.0300	83	80-120	

Lab Batch #: 709872

Sample: 293981-003 / SMP

Batch: 1 Matrix: Water

Units: mg/L

SURROGATE RECOVERY STUDY

BTEX by EPA 8021B	Amount Found [A]	True Amount [B]	Recovery %R [D]	Control Limits %R	Flags
Analytes					
1,4-Difluorobenzene	0.0315	0.0300	105	80-120	
4-Bromofluorobenzene	0.0253	0.0300	84	80-120	

Lab Batch #: 709872

Sample: 502211-1-BKS / BKS

Batch: 1 Matrix: Water

Units: mg/L

SURROGATE RECOVERY STUDY

BTEX by EPA 8021B	Amount Found [A]	True Amount [B]	Recovery %R [D]	Control Limits %R	Flags
Analytes					
1,4-Difluorobenzene	0.0289	0.0300	96	80-120	
4-Bromofluorobenzene	0.0279	0.0300	93	80-120	

Lab Batch #: 709872

Sample: 502211-1-BLK / BLK

Batch: 1 Matrix: Water

Units: mg/L

SURROGATE RECOVERY STUDY

BTEX by EPA 8021B	Amount Found [A]	True Amount [B]	Recovery %R [D]	Control Limits %R	Flags
Analytes					
1,4-Difluorobenzene	0.0317	0.0300	106	80-120	
4-Bromofluorobenzene	0.0261	0.0300	87	80-120	

Lab Batch #: 709872

Sample: 502211-1-BSD / BSD

Batch: 1 Matrix: Water

Units: mg/L

SURROGATE RECOVERY STUDY

BTEX by EPA 8021B	Amount Found [A]	True Amount [B]	Recovery %R [D]	Control Limits %R	Flags
Analytes					
1,4-Difluorobenzene	0.0293	0.0300	98	80-120	
4-Bromofluorobenzene	0.0275	0.0300	92	80-120	

** Surrogates outside limits; data and surrogates confirmed by reanalysis

*** Poor recoveries due to dilution

Surrogate Recovery [D] = $100 * A / B$

All results are based on MDL and validated for QC purposes.



Form 2 - Surrogate Recoveries

Project Name: Frisco-Skelly #1

Work Order #: 293981

Project ID: 2004-00196

Lab Batch #: 710056

Sample: 293896-054 S / MS

Batch: 1 Matrix: Water

Units: mg/L

SURROGATE RECOVERY STUDY

BTEX by EPA 8021B	Amount Found [A]	True Amount [B]	Recovery %R [D]	Control Limits %R	Flags
Analytes					
1,4-Difluorobenzene	0.0295	0.0300	98	80-120	
4-Bromofluorobenzene	0.0276	0.0300	92	80-120	

Lab Batch #: 710056

Sample: 293896-054 SD / MSD

Batch: 1 Matrix: Water

Units: mg/L

SURROGATE RECOVERY STUDY

BTEX by EPA 8021B	Amount Found [A]	True Amount [B]	Recovery %R [D]	Control Limits %R	Flags
Analytes					
1,4-Difluorobenzene	0.0296	0.0300	99	80-120	
4-Bromofluorobenzene	0.0280	0.0300	93	80-120	

Lab Batch #: 710056

Sample: 293981-001 / SMP

Batch: 1 Matrix: Water

Units: mg/L

SURROGATE RECOVERY STUDY

BTEX by EPA 8021B	Amount Found [A]	True Amount [B]	Recovery %R [D]	Control Limits %R	Flags
Analytes					
1,4-Difluorobenzene	0.0312	0.0300	104	80-120	
4-Bromofluorobenzene	0.0245	0.0300	82	80-120	

Lab Batch #: 710056

Sample: 502290-1-BKS / BKS

Batch: 1 Matrix: Water

Units: mg/L

SURROGATE RECOVERY STUDY

BTEX by EPA 8021B	Amount Found [A]	True Amount [B]	Recovery %R [D]	Control Limits %R	Flags
Analytes					
1,4-Difluorobenzene	0.0288	0.0300	96	80-120	
4-Bromofluorobenzene	0.0273	0.0300	91	80-120	

Lab Batch #: 710056

Sample: 502290-1-BLK / BLK

Batch: 1 Matrix: Water

Units: mg/L

SURROGATE RECOVERY STUDY

BTEX by EPA 8021B	Amount Found [A]	True Amount [B]	Recovery %R [D]	Control Limits %R	Flags
Analytes					
1,4-Difluorobenzene	0.0310	0.0300	103	80-120	
4-Bromofluorobenzene	0.0261	0.0300	87	80-120	

** Surrogates outside limits; data and surrogates confirmed by reanalysis

*** Poor recoveries due to dilution

Surrogate Recovery [D] = $100 * A / B$

All results are based on MDL and validated for QC purposes.



Form 2 - Surrogate Recoveries

Project Name: Frisco-Skelly #1

Work Order #: 293981

Project ID: 2004-00196

Lab Batch #: 710056

Sample: 502290-1-BSD / BSD

Batch: 1 Matrix: Water

Units: mg/L

SURROGATE RECOVERY STUDY

BTEX by EPA 8021B Analytes	Amount Found [A]	True Amount [B]	Recovery %R [D]	Control Limits %R	Flags
1,4-Difluorobenzene	0.0289	0.0300	96	80-120	
4-Bromofluorobenzene	0.0273	0.0300	91	80-120	

** Surrogates outside limits; data and surrogates confirmed by reanalysis

*** Poor recoveries due to dilution

Surrogate Recovery [D] = $100 * A / B$

All results are based on MDL and validated for QC purposes.

Project Name: Frisco-Skelly #1
Work Order #: 293981
Analyst: SHE
Lab Batch ID: 709872
Sample: 502211-1-BKS
Units: mg/L
Date Prepared: 12/05/2007
Batch #: 1
Project ID: 2004-00196
Date Analyzed: 12/05/2007
Matrix: Water

BLANK /BLANK SPIKE / BLANK SPIKE DUPLICATE RECOVERY STUDY											
BTEX by EPA 8021B Analytes	Blank Sample Result [A]	Spike Added [B]	Blank Spike Result [C]	Blank Spike %R [D]	Spike Added [E]	Blank Spike Duplicate Result [F]	Blk. Spk Dup. %R [G]	RPD %	Control Limits %R	Control Limits %RPD	Flag
	Benzene	ND	0.1000	0.0970	97	0.1	0.0936	94	4	70-125	25
	Toluene	ND	0.1000	0.0953	95	0.1	0.0933	93	2	70-125	25
	Ethylbenzene	ND	0.1000	0.0955	96	0.1	0.0934	93	2	71-129	25
	m,p-Xylenes	ND	0.2000	0.1863	93	0.2	0.1821	91	2	70-131	25
	o-Xylene	ND	0.1000	0.0956	96	0.1	0.0935	94	2	71-133	25

Analyst: SHE
Lab Batch ID: 710056
Sample: 502290-1-BKS
Date Prepared: 12/06/2007
Batch #: 1
Date Analyzed: 12/06/2007
Matrix: Water

BLANK /BLANK SPIKE/ BLANK SPIKE DUPLICATE RECOVERY STUDY												
Units: mg/L												
Analytes	BTEX by EPA 8021B											
	Blank Sample Result [A]	Spike Added [B]	Blank Spike Result [C]	Blank Spike %R [D]	Spike Added [E]	Blank Spike Duplicate Result [F]	Blk. Spk Dup. %R [G]	RPD %	Control Limits %R	Control Limits %RPD	Flag	
	Benzene	ND	0.1000	0.0870	87	0.1	0.0889	89	2	70-125	25	
	Toluene	ND	0.1000	0.0872	87	0.1	0.0892	89	2	70-125	25	
	Ethylbenzene	ND	0.1000	0.0907	91	0.1	0.0924	92	2	71-129	25	
	m,p-Xylenes	ND	0.2000	0.1781	89	0.2	0.1813	91	2	70-131	25	
	o-Xylene	ND	0.1000	0.0895	90	0.1	0.0918	92	3	71-133	25	

Relative Percent Difference $RPD = 200 * [(D-F)/(D+F)]$

Blank Spike Recovery $[D] = 100 * (C)/[B]$

Blank Spike Duplicate Recovery $[G] = 100 * (F)/[E]$

All results are based on MDL and Validated for QC Purposes



Form 3 - MS / MSD Recoveries

Project Name: Frisco-Skelly #1

Work Order #: 293981

Lab Batch ID: 710056

Date Analyzed: 12/06/2007

Reporting Units: mg/L

Project ID: 2004-00196

QC-Sample ID: 293896-054 S

Batch #: 1 Matrix: Water

Date Prepared: 12/06/2007 Analyst: SHE

Reporting Units: mg/L	MATRIX SPIKE / MATRIX SPIKE DUPLICATE RECOVERY STUDY											
	BTEX by EPA 8021B Analytes	Parent Sample Result [A]	Spike Added [B]	Spiked Sample Result [C]	Spiked Sample %R [D]	Spike Added [E]	Duplicate Spiked Sample Result [F]	Spiked Dup. %R [G]	RPD %	Control Limits %R	Control Limits %RPD	Flag
	Benzene	0.0054	0.1000	0.0859	81	0.1000	0.0860	81	0	70-125	25	
	Toluene	ND	0.1000	0.0858	86	0.1000	0.0863	86	0	70-125	25	
	Ethylbenzene	ND	0.1000	0.0892	89	0.1000	0.0900	90	1	71-129	25	
	m,p-Xylenes	ND	0.2000	0.1740	87	0.2000	0.1758	88	1	70-131	25	
	o-Xylene	ND	0.1000	0.0901	90	0.1000	0.0910	91	1	71-133	25	

Matrix Spike Percent Recovery $[D] = 100 \times (C-A)/B$
Relative Percent Difference $RPD = 200 \times (D-G)/(D+G)$

Matrix Spike Duplicate Percent Recovery $[G] = 100 \times (F-A)/E$

ND = Not Detected, J = Present Below Reporting Limit, B = Present in Blank, NR = Not Requested, I = Interference, NA = Not Applicable
N = See Narrative, EQL = Estimated Quantitation Limit

CHAIN OF CUSTODY RECORD AND ANALYSIS REQUEST

Phone: 432-563-1800
Fax: 432-563-1713

Project Name: FRISCO-SKELLY # 1

Project #: 2004-00196

Project Loc: Lea County, NM

PO #: PAA - C. J. Reynolds

Fax No: (505) 396-1429

☐ NPPDES

kduition@basinenv.com

[illegible]

Environmental Lab of Texas

Variance/ Corrective Action Report- Sample Log-In

Client: Basin Enviro. / PLANN
 Date/ Time: 12/04/07 12:45
 Lab ID #: 293981
 Initials: gma

Sample Receipt Checklist

Client Initials

	Yes	No	° C	
#1 Temperature of container/ cooler?	Yes	No		
#2 Shipping container in good condition?	Yes	No		
#3 Custody Seals intact on shipping container/ cooler?	Yes	No	Not Present	
#4 Custody Seals intact on sample bottles/ container?	Yes	No	Not Present	
#5 Chain of Custody present?	Yes	No		
#6 Sample Instructions complete of Chain of Custody?	Yes	No		
#7 Chain of Custody signed when relinquished/ received?	Yes	No		
#8 Chain of Custody agrees with sample label(s)?	Yes	No	ID written on Cont./ Lid	
#9 Container label(s) legible and intact?	Yes	No	Not Applicable	
#10 Sample matrix/ properties agree with Chain of Custody?	Yes	No		
#11 Containers supplied by ELDT?	Yes	No		
#12 Samples in proper container/ bottle?	Yes	No	See Below	
#13 Samples properly preserved?	Yes	No	See Below	
#14 Sample bottles intact?	Yes	No		
#15 Preservations documented on Chain of Custody?	Yes	No		
#16 Containers documented on Chain of Custody?	Yes	No		
#17 Sufficient sample amount for indicated test(s)?	Yes	No	See Below	
#18 All samples received within sufficient hold time?	Yes	No	See Below	
#19 Subcontract of sample(s)?	Yes	No	Not Applicable	
#20 VOC samples have zero headspace?	Yes	No	Not Applicable	

Variance Documentation

Contact: _____ Contacted by: _____ Date/ Time: _____

Regarding: _____

Corrective Action Taken:

Check all that Apply:

☐
☐
☐

See attached e-mail/ fax

Client understands and would like to proceed with analysis

Cooling process had begun shortly after sampling event

Analytical Report 299637

for

PLAINS ALL AMERICAN EH&S

Project Manager: Camille Reynolds

Frisco-Skelly # 1

2004-00196

20-MAR-08



12600 West I-20 East Odessa, Texas 79765

Texas certification numbers:
Houston, TX T104704215

Florida certification numbers:
Houston, TX E871002 - Miami, FL E86678 - Tampa, FL E86675
Norcross(Atlanta), GA E87429

South Carolina certification numbers:
Norcross(Atlanta), GA 98015

North Carolina certification numbers:
Norcross(Atlanta), GA 483

Houston - Dallas - San Antonio - Austin - Tampa - Miami - Latin America
Midland - Corpus Christi - Atlanta



20-MAR-08

Project Manager: **Camille Reynolds**
PLAINS ALL AMERICAN EH&S
1301 S. COUNTY ROAD 1150
Midland, TX 79706

Reference: XENCO Report No: **299637**
Frisco-Skelly # 1
Project Address: Lea County, NM

Camille Reynolds:

We are reporting to you the results of the analyses performed on the samples received under the project name referenced above and identified with the XENCO Report Number 299637. All results being reported under this Report Number apply to the samples analyzed and properly identified with a Laboratory ID number. Subcontracted analyses are identified in this report with either the NELAC certification number of the subcontract lab in the analyst ID field, or the complete subcontracted report attached to this report.

Unless otherwise noted in a Case Narrative, all data reported in this Analytical Report are in compliance with NELAC standards. Estimation of data uncertainty for this report is found in the quality control section of this report unless otherwise noted. Should insufficient sample be provided to the laboratory to meet the method and NELAC Matrix Duplicate and Matrix Spike requirements, then the data will be analyzed, evaluated and reported using all other available quality control measures.

The validity and integrity of this report will remain intact as long as it is accompanied by this letter and reproduced in full, unless written approval is granted by XENCO Laboratories. This report will be filed for at least 5 years in our archives after which time it will be destroyed without further notice, unless otherwise arranged with you. The samples received, and described as recorded in Report No. 299637 will be filed for 60 days, and after that time they will be properly disposed without further notice, unless otherwise arranged with you. We reserve the right to return to you any unused samples, extracts or solutions related to them if we consider so necessary (e.g., samples identified as hazardous waste, sample sizes exceeding analytical standard practices, controlled substances under regulated protocols, etc).

We thank you for selecting XENCO Laboratories to serve your analytical needs. If you have any questions concerning this report, please feel free to contact us at any time.

Respectfully,

Brent Barron, II

Odessa Laboratory Manager

Recipient of the Prestigious Small Business Administration Award of Excellence in 1994.

Certified and approved by numerous States and Agencies.

A Small Business and Minority Status Company that delivers SERVICE and QUALITY

Houston - Dallas - San Antonio - Austin - Tampa - Miami - Atlanta - Corpus Christi - Latin America



Sample Cross Reference 299637



PLAINS ALL AMERICAN EH&S, Midland, TX

Frisko-Skelly # 1

Sample Id	Matrix	Date Collected	Sample Depth	Lab Sample Id
MW-1	W	Mar-11-08 10:20		299637-001
MW-2	W	Mar-11-08 11:15		299637-002
MW-3	W	Mar-11-08 12:10		299637-003



Certificate of Analysis Summary 299637

PLAINS ALL AMERICAN EH&S, Midland, TX

Project Id: 2004-00196

Contact: Camille Reynolds

Project Location: Lea County, NM

Project Name: Frisco-Skelly # 1

Date Received in Lab: Fri Mar-14-08 12:10 pm


Report Date: 20-MAR-08

Project Manager: Brent Barron, II

Analysis Requested	299637-001		299637-002		299637-003	
	Lab Id: Field Id: Depth: Matrix: Sampled:	MW-1 WATER Mar-11-08 10:20	MW-2 WATER Mar-11-08 11:15	MW-3 WATER Mar-11-08 12:10		
Anions by EPA 300/300.1	Extracted: Analyzed: Units/RL:	Mar-14-08 14:45 mg/L RL 5.00	Mar-14-08 14:45 mg/L RL 49.8 5.00	Mar-14-08 14:45 mg/L RL 52.6 5.00		
Chloride						
BTEX by EPA 8021B	Extracted: Analyzed: Units/RL:	Mar-17-08 17:00 mg/L RL 0.0010	Mar-17-08 17:00 mg/L RL 0.0010	Mar-17-08 17:00 mg/L RL 0.0010		
Benzene		ND 0.0020	ND 0.0020	ND 0.0020		
Toluene		ND 0.0010	ND 0.0010	ND 0.0010		
Ethylbenzene		ND 0.0020	ND 0.0020	ND 0.0020		
m,p-Xylenes		ND 0.0010	ND 0.0010	ND 0.0010		
o-Xylene		ND	ND	ND		
Xylenes, Total		ND	ND	ND		
Total BTEX		ND	ND	ND		

This analytical report, and the entire data package it represents, has been made for your exclusive and confidential use. The interpretations and results expressed throughout this analytical report represent the best judgment of XENCO Laboratories. XENCO Laboratories assumes no responsibility and makes no warranty to the end use of the data hereby presented. Our liability is limited to the amount invoiced for this work order unless otherwise agreed to in writing.

Since 1990 Houston - Dallas - San Antonio - Austin - Tampa - Miami - Latin America - Atlanta - Corpus Christi


Brent Barron
Odessa Laboratory Director



Flagging Criteria

- X** In our quality control review of the data a QC deficiency was observed and flagged as noted. MS/MSD recoveries were found to be outside of the laboratory control limits due to possible matrix /chemical interference, or a concentration of target analyte high enough to effect the recovery of the spike concentration. This condition could also effect the relative percent difference in the MS/MSD.
- B** A target analyte or common laboratory contaminant was identified in the method blank. Its presence indicates possible field or laboratory contamination.
- D** The sample(s) were diluted due to targets detected over the highest point of the calibration curve, or due to matrix interference. Dilution factors are included in the final results. The result is from a diluted sample.
- E** The data exceeds the upper calibration limit; therefore, the concentration is reported as estimated.
- F** RPD exceeded lab control limits.
- J** The target analyte was positively identified below the MQL(PQL) and above the SQL(MDL).
- U** Analyte was not detected.
- L** The LCS data for this analytical batch was reported below the laboratory control limits for this analyte. The department supervisor and QA Director reviewed data. The samples were either reanalyzed or flagged as estimated concentrations.
- H** The LCS data for this analytical batch was reported above the laboratory control limits. Supporting QC Data were reviewed by the Department Supervisor and QA Director. Data were determined to be valid for reporting.
- K** Sample analyzed outside of recommended hold time.

* Outside XENCO'S scope of NELAC Accreditation

Recipient of the Prestigious Small Business Administration Award of Excellence in 1994.

Certified and approved by numerous States and Agencies.

A Small Business and Minority Status Company that delivers SERVICE and QUALITY

Houston - Dallas - San Antonio - Austin - Tampa - Miami - Atlanta - Corpus Christi - Latin America

11381 Meadowglen Lane Suite L Houston, Tx 77082-2647
9701 Harry Hines Blvd , Dallas, TX 75220
5332 Blackberry Drive, Suite 104, San Antonio, TX 78238
2505 N. Falkenburg Rd., Tampa, FL 33619
5757 NW 158th St, Miami Lakes, FL 33014
6017 Financial Dr., Norcross, GA 30071

Phone	Fax
(281) 589-0692	(281) 589-0695
(214) 902 0300	(214) 351-9139
(210) 509-3334	(210) 509-3335
(813) 620-2000	(813) 620-2033
(305) 823-8500	(305) 823-8555
(770) 449-8800	(770) 449-5477

Form 2 - Surrogate Recoveries

Project Name: Frisco-Skelly # 1

Work Order #: 299637

Project ID: 2004-00196

Lab Batch #: 717385

Sample: 299637-001 / SMP

Batch: 1 Matrix: Water

Units: mg/L

SURROGATE RECOVERY STUDY

BTEX by EPA 8021B	Amount Found [A]	True Amount [B]	Recovery %R [D]	Control Limits %R	Flags
Analytes					
1,4-Difluorobenzene	0.0326	0.0300	109	80-120	
4-Bromofluorobenzene	0.0337	0.0300	112	80-120	

Lab Batch #: 717385

Sample: 299637-002 / SMP

Batch: 1 Matrix: Water

Units: mg/L

SURROGATE RECOVERY STUDY

BTEX by EPA 8021B	Amount Found [A]	True Amount [B]	Recovery %R [D]	Control Limits %R	Flags
Analytes					
1,4-Difluorobenzene	0.0331	0.0300	110	80-120	
4-Bromofluorobenzene	0.0335	0.0300	112	80-120	

Lab Batch #: 717385

Sample: 299637-002 S / MS

Batch: 1 Matrix: Water

Units: mg/L

SURROGATE RECOVERY STUDY

BTEX by EPA 8021B	Amount Found [A]	True Amount [B]	Recovery %R [D]	Control Limits %R	Flags
Analytes					
1,4-Difluorobenzene	0.0304	0.0300	101	80-120	
4-Bromofluorobenzene	0.0337	0.0300	112	80-120	

Lab Batch #: 717385

Sample: 299637-002 SD / MSD

Batch: 1 Matrix: Water

Units: mg/L

SURROGATE RECOVERY STUDY

BTEX by EPA 8021B	Amount Found [A]	True Amount [B]	Recovery %R [D]	Control Limits %R	Flags
Analytes					
1,4-Difluorobenzene	0.0304	0.0300	101	80-120	
4-Bromofluorobenzene	0.0343	0.0300	114	80-120	

Lab Batch #: 717385

Sample: 299637-003 / SMP

Batch: 1 Matrix: Water

Units: mg/L

SURROGATE RECOVERY STUDY

BTEX by EPA 8021B	Amount Found [A]	True Amount [B]	Recovery %R [D]	Control Limits %R	Flags
Analytes					
1,4-Difluorobenzene	0.0327	0.0300	109	80-120	
4-Bromofluorobenzene	0.0330	0.0300	110	80-120	

** Surrogates outside limits; data and surrogates confirmed by reanalysis

*** Poor recoveries due to dilution

 Surrogate Recovery [D] = $100 * A / B$

All results are based on MDL and validated for QC purposes.



Form 2 - Surrogate Recoveries



Project Name: Frisco-Skelly # 1

Work Order #: 299637

Project ID: 2004-00196

Lab Batch #: 717385

Sample: 506013-1-BKS / BKS

Batch: 1 Matrix: Water

Units: mg/L

SURROGATE RECOVERY STUDY

BTEX by EPA 8021B	Amount Found [A]	True Amount [B]	Recovery %R [D]	Control Limits %R	Flags
Analytes					
1,4-Difluorobenzene	0.0307	0.0300	102	80-120	
4-Bromofluorobenzene	0.0314	0.0300	105	80-120	

Lab Batch #: 717385

Sample: 506013-1-BLK / BLK

Batch: 1 Matrix: Water

Units: mg/L

SURROGATE RECOVERY STUDY

BTEX by EPA 8021B	Amount Found [A]	True Amount [B]	Recovery %R [D]	Control Limits %R	Flags
Analytes					
1,4-Difluorobenzene	0.0334	0.0300	111	80-120	
4-Bromofluorobenzene	0.0327	0.0300	109	80-120	

Lab Batch #: 717385

Sample: 506013-1-BSD / BSD

Batch: 1 Matrix: Water

Units: mg/L

SURROGATE RECOVERY STUDY

BTEX by EPA 8021B	Amount Found [A]	True Amount [B]	Recovery %R [D]	Control Limits %R	Flags
Analytes					
1,4-Difluorobenzene	0.0305	0.0300	102	80-120	
4-Bromofluorobenzene	0.0332	0.0300	111	80-120	

** Surrogates outside limits; data and surrogates confirmed by reanalysis

*** Poor recoveries due to dilution

Surrogate Recovery [D] = $100 * A / B$

All results are based on MDL and validated for QC purposes.

Project Name: Frisco-Skelly # 1

Work Order #: 299637

Project ID:

2004-00196

Lab Batch #: 717587

Sample: 717587-1-BKS

Matrix: Water

Date Analyzed: 03/14/2008

Date Prepared: 03/14/2008

Analyst: IRO

Reporting Units: mg/L

Batch #: 1

BLANK /BLANK SPIKE RECOVERY STUDY

Anions by EPA 300/300.1						
Analytes		Blank Result [A]	Spike Added [B]	Blank Spike Result [C]	Blank Spike %R [D]	Control Limits %R
Chloride		ND	10.0	9.52	95	85-115

Blank Spike Recovery [D] = $100 * [C] / [B]$

All results are based on MDL and validated for QC purposes.

Project Name: Frisco-Skelly # 1

Work Order #: 299637

Analyst: SHE

Lab Batch ID: 717385

Sample: 506013-1-BKS

Date Prepared: 03/17/2008

Batch #: 1

Project ID: 2004-00196

Date Analyzed: 03/17/2008

Matrix: Water

Units: mg/L

BLANK/BLANK SPIKE / BLANK SPIKE DUPLICATE RECOVERY STUDY												
Units: mg/L												
BTEX by EPA 8021B		Blank Sample Result [A]	Spike Added [B]	Blank Spike Result [C]	Blank Spike %R [D]	Spike Added [E]	Blank Spike Duplicate Result [F]	Blk. Spk Dup. %R [G]	RPD %	Control Limits %R	Control Limits %RPD	Flag
Analytes												
Benzene		ND	0.1000	0.0919	92	0.1	0.0969	97	5	70-125	25	
Toluene		ND	0.1000	0.0919	92	0.1	0.0973	97	6	70-125	25	
Ethylbenzene		ND	0.1000	0.0945	95	0.1	0.1011	101	7	71-129	25	
m,p-Xylenes		ND	0.2000	0.1862	93	0.2	0.1997	100	7	70-131	25	
o-Xylene		ND	0.1000	0.0973	97	0.1	0.1044	104	7	71-133	25	

Relative Percent Difference RPD = $200 * [(D-F) / (D+F)]$

Blank Spike Recovery [D] = $100 * (C) / [B]$

Blank Spike Duplicate Recovery [G] = $100 * (F) / [E]$

All results are based on MDL and Validated for QC Purposes



Form 3 - MS Recoveries



Project Name: Frisco-Skelly # 1

Work Order #: 299637

Lab Batch #: 717587

Date Analyzed: 03/14/2008

Date Prepared: 03/14/2008

Project ID: 2004-00196

Analyst: IRO

QC- Sample ID: 299637-001 S

Batch #: 1

Matrix: Water

Reporting Units: mg/L

MATRIX / MATRIX SPIKE RECOVERY STUDY						
Inorganic Anions by EPA 300	Parent Sample Result [A]	Spike Added [B]	Spiked Sample Result [C]	%R [D]	Control Limits %R	Flag
Analytes						
Chloride	82.1	100	193	111	85-115	

Matrix Spike Percent Recovery [D] = $100 \cdot (C-A)/B$

Relative Percent Difference [E] = $200 \cdot (C-A)/(C+B)$

All Results are based on MDL and Validated for QC Purposes



Form 3 - MS / MSD Recoveries



Project Name: Frisco-Skelly # 1

Work Order #: 299637

Lab Batch ID: 717385

Date Analyzed: 03/18/2008

Reporting Units: mg/L

Project ID: 2004-00196

QC- Sample ID: 299637-002 S Batch #: 1 Matrix: Water

Date Prepared: 03/17/2008 Analyst: SHE

Reporting Units: mg/L		MATRIX SPIKE / MATRIX SPIKE DUPLICATE RECOVERY STUDY										
BTEX by EPA 8021B Analytes		Parent Sample Result [A]	Spike Added [B]	Spiked Sample Result [C]	Spiked Sample %R [D]	Spike Added [E]	Duplicate Spiked Sample Result [F]	Spiked Dup. %R [G]	RPD %	Control Limits %R	Control Limits %RPD	Flag
	Benzene	ND	0.1000	0.1001	100	0.1000	0.0974	97	3	70-125	25	
	Toluene	ND	0.1000	0.1019	102	0.1000	0.0990	99	3	70-125	25	
	Ethylbenzene	ND	0.1000	0.1040	104	0.1000	0.1017	102	2	71-129	25	
	m,p-Xylenes	ND	0.2000	0.2037	102	0.2000	0.1996	100	2	70-131	25	
	o-Xylene	ND	0.1000	0.1080	108	0.1000	0.1055	106	2	71-133	25	

Matrix Spike Percent Recovery $[D] = 100 \times (C-A)/B$
Relative Percent Difference $RPD = 200 \times (D-G)/(D+G)$

ND = Not Detected, J = Present Below Reporting Limit, B = Present in Blank, NR = Not Requested, I = Interference, NA = Not Applicable
N = See Narrative, EQL = Estimated Quantitation Limit

Matrix Spike Duplicate Percent Recovery $[G] = 100 \times (F-A)/E$



Sample Duplicate Recovery



Project Name: Frisco-Skelly # 1

Work Order #: 299637

Lab Batch #: 717587

Project ID: 2004-00196

Date Analyzed: 03/14/2008

Date Prepared: 03/14/2008

Analyst: IRO

QC- Sample ID: 299637-001 D

Batch #: 1

Matrix: Water

Reporting Units: mg/L

SAMPLE / SAMPLE DUPLICATE RECOVERY					
Anions by EPA 300/300.1	Parent Sample Result [A]	Sample Duplicate Result [B]	RPD	Control Limits %RPD	Flag
Analyte					
Chloride	82.1	84.4	3	20	

Spike Relative Difference RPD $200 * |(B-A)/(B+A)|$
All Results are based on MDL and validated for QC purposes.

Environmental Lab of Texas
Variance/ Corrective Action Report- Sample Log-In

Client: Plains
Date/ Time: 3-14-08 12:10
Lab ID #: 299637
Initials: AL

Sample Receipt Checklist

				Client Initials
#1	Temperature of container/ cooler?	<input checked="" type="checkbox"/> Yes	<input type="checkbox"/> No	50 °C
#2	Shipping container in good condition?	<input checked="" type="checkbox"/> Yes	<input type="checkbox"/> No	
#3	Custody Seals intact on shipping container/ cooler?	<input checked="" type="checkbox"/> Yes	<input type="checkbox"/> No	Not Present
#4	Custody Seals intact on sample bottles/ container?	<input checked="" type="checkbox"/> Yes	<input type="checkbox"/> No	Not Present
#5	Chain of Custody present?	<input checked="" type="checkbox"/> Yes	<input type="checkbox"/> No	
#6	Sample instructions complete of Chain of Custody?	<input checked="" type="checkbox"/> Yes	<input type="checkbox"/> No	
#7	Chain of Custody signed when relinquished/ received?	<input checked="" type="checkbox"/> Yes	<input type="checkbox"/> No	
#8	Chain of Custody agrees with sample label(s)?	<input checked="" type="checkbox"/> Yes	<input type="checkbox"/> No	ID written on Cont./ Lid
#9	Container label(s) legible and intact?	<input checked="" type="checkbox"/> Yes	<input type="checkbox"/> No	Not Applicable
#10	Sample matrix/ properties agree with Chain of Custody?	<input checked="" type="checkbox"/> Yes	<input type="checkbox"/> No	
#11	Containers supplied by ELOT?	<input checked="" type="checkbox"/> Yes	<input type="checkbox"/> No	
#12	Samples in proper container/ bottle?	<input checked="" type="checkbox"/> Yes	<input type="checkbox"/> No	See Below
#13	Samples properly preserved?	<input checked="" type="checkbox"/> Yes	<input type="checkbox"/> No	See Below
#14	Sample bottles intact?	<input checked="" type="checkbox"/> Yes	<input type="checkbox"/> No	
#15	Preservations documented on Chain of Custody?	<input checked="" type="checkbox"/> Yes	<input type="checkbox"/> No	
#16	Containers documented on Chain of Custody?	<input checked="" type="checkbox"/> Yes	<input type="checkbox"/> No	
#17	Sufficient sample amount for indicated test(s)?	<input checked="" type="checkbox"/> Yes	<input type="checkbox"/> No	See Below
#18	All samples received within sufficient hold time?	<input checked="" type="checkbox"/> Yes	<input type="checkbox"/> No	See Below
#19	Subcontract of sample(s)?	<input checked="" type="checkbox"/> Yes	<input type="checkbox"/> No	Not Applicable
#20	VOC samples have zero headspace?	<input checked="" type="checkbox"/> Yes	<input type="checkbox"/> No	Not Applicable

Variance Documentation

Contact: _____ Contacted by: _____ Date/ Time: _____

Regarding: _____

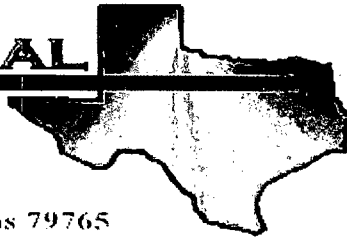
Corrective Action Taken: _____

- Check all that Apply:
- ☐ See attached e-mail/ fax
 - ☐ Client understands and would like to proceed with analysis
 - ☐ Cooling process had begun shortly after sampling event

Appendix E

Stockpile Laboratory Analytical Reports

ENVIRONMENTAL LAB OF



12600 West I-20 East - Odessa, Texas 79765

A Xenco Laboratories Company

Analytical Report

Prepared for:

Camille Reynolds

Plains All American EH & S

1301 S. County Road 1150

Midland, TX 79706-4476

Project: Frisco Skelly

Project Number: 2004-00196

Location: Lea County, NM

Lab Order Number: 7E22008

Report Date: 05/29/07

Plains All American EH & S
1301 S. County Road 1150
Midland TX, 79706-4476

Project: Frisco Skelly
Project Number: 2004-00196
Project Manager: Camille Reynolds

Fax: (432) 687-4914

ANALYTICAL REPORT FOR SAMPLES

Sample ID	Laboratory ID	Matrix	Date Sampled	Date Received
S/P -1 Grid 1	7E22008-01	Soil	05/17/07 10:00	05-22-2007 13:20
S/P -1 Grid 2	7E22008-02	Soil	05/17/07 10:30	05-22-2007 13:20
S/P -1 Grid 3	7E22008-03	Soil	05/17/07 11:00	05-22-2007 13:20
S/P -1 Grid 4	7E22008-04	Soil	05/17/07 11:30	05-22-2007 13:20
S/P -2 Grid 1	7E22008-05	Soil	05/18/07 08:30	05-22-2007 13:20
S/P -2 Grid 2	7E22008-06	Soil	05/18/07 08:45	05-22-2007 13:20
S/P -2 Grid 3	7E22008-07	Soil	05/18/07 09:00	05-22-2007 13:20
S/P -2 Grid 4	7E22008-08	Soil	05/18/07 09:15	05-22-2007 13:20
S/P -2 Grid 5	7E22008-09	Soil	05/18/07 09:30	05-22-2007 13:20
S/P -2 Grid 6	7E22008-10	Soil	05/18/07 09:45	05-22-2007 13:20
S/P -2 Grid 7	7E22008-11	Soil	05/18/07 10:00	05-22-2007 13:20
S/P -2 Grid 8	7E22008-12	Soil	05/18/07 10:15	05-22-2007 13:20
S/P -2 Grid 9	7E22008-13	Soil	05/18/07 10:30	05-22-2007 13:20
S/P -2 Grid 10	7E22008-14	Soil	05/18/07 10:45	05-22-2007 13:20
S/P -2 Grid 11	7E22008-15	Soil	05/18/07 11:00	05-22-2007 13:20
S/P -2 Grid 12	7E22008-16	Soil	05/18/07 11:15	05-22-2007 13:20
S/P -2 Grid 13	7E22008-17	Soil	05/18/07 11:30	05-22-2007 13:20
S/P -2 Grid 14	7E22008-18	Soil	05/18/07 11:45	05-22-2007 13:20
S/P -2 Grid 15	7E22008-19	Soil	05/18/07 12:00	05-22-2007 13:20
S/P -2 Grid 16	7E22008-20	Soil	05/18/07 12:15	05-22-2007 13:20
S/P -2 Grid 17	7E22008-21	Soil	05/18/07 12:30	05-22-2007 13:20
S/P -3 Grid 1	7E22008-22	Soil	05/18/07 12:45	05-22-2007 13:20
S/P -3 Grid 2	7E22008-23	Soil	05/18/07 13:00	05-22-2007 13:20
S/P -3 Grid 3	7E22008-24	Soil	05/18/07 13:15	05-22-2007 13:20
S/P -3 Grid 4	7E22008-25	Soil	05/18/07 13:30	05-22-2007 13:20
S/P -3 Grid 5	7E22008-26	Soil	05/18/07 13:45	05-22-2007 13:20
S/P -3 Grid 6	7E22008-27	Soil	05/18/07 14:00	05-22-2007 13:20
S/P -4 Grid 1	7E22008-28	Soil	05/18/07 14:15	05-22-2007 13:20
S/P -4 Grid 2	7E22008-29	Soil	05/18/07 14:30	05-22-2007 13:20
S/P -4 Grid 3	7E22008-30	Soil	05/18/07 14:45	05-22-2007 13:20
S/P -4 Grid 4	7E22008-31	Soil	05/18/07 15:00	05-22-2007 13:20
S/P -4 Grid 5	7E22008-32	Soil	05/18/07 15:15	05-22-2007 13:20
S/P -5 Grid 1	7E22008-33	Soil	05/18/07 15:30	05-22-2007 13:20

Plains All American EH & S
1301 S. County Road 1150
Midland TX, 79706-4476

Project: Frisco Skelly
Project Number: 2004-00196
Project Manager: Camille Reynolds

Fax: (432) 687-4914

Environmental Lab of Texas

A Xenco Laboratories Company

The results in this report apply to the samples analyzed in accordance with the samples received in the laboratory. This analytical report must be reproduced in its entirety, with written approval of Environmental Lab of Texas.

Page 2 of 32

Plains All American EH & S
1301 S. County Road 1150
Midland TX, 79706-4476

Project: Frisco Skelly
Project Number: 2004-00196
Project Manager: Camille Reynolds

Fax: (432) 687-4914

Organics by GC
Environmental Lab of Texas

Analyte	Result	Reporting Limit	Units	Dilution	Batch	Prepared	Analyzed	Method	Notes
S/P -1 Grid 1 (7E22008-01) Soil									
Benzene	0.0119	0.00200	mg/kg dry	2	EE72401	05/24/07	05/24/07	EPA 8021B	
Toluene	0.0472	0.00200	"	"	"	"	"	"	
Ethylbenzene	0.0300	0.00200	"	"	"	"	"	"	
Xylene (p/m)	0.173	0.00200	"	"	"	"	"	"	
Xylene (o)	0.0446	0.00200	"	"	"	"	"	"	
Surrogate: a,a,a-Trifluorotoluene		134 %	75-125		"	"	"	"	S-04
Surrogate: 4-Bromofluorobenzene		110 %	75-125		"	"	"	"	
Carbon Ranges C6-C12	115	10.0	mg/kg dry	1	EE72304	05/23/07	05/24/07	EPA 8015M	
Carbon Ranges C12-C28	414	10.0	"	"	"	"	"	"	
Carbon Ranges C28-C35	51.5	10.0	"	"	"	"	"	"	
Total Hydrocarbons	581	10.0	"	"	"	"	"	"	
Surrogate: 1-Chlorooctane		91.0 %	70-130		"	"	"	"	
Surrogate: 1-Chlorooctadecane		85.8 %	70-130		"	"	"	"	
S/P -1 Grid 2 (7E22008-02) Soil									
Benzene	0.00427	0.00200	mg/kg dry	2	EE72401	05/24/07	05/24/07	EPA 8021B	
Toluene	0.0260	0.00200	"	"	"	"	"	"	
Ethylbenzene	0.0395	0.00200	"	"	"	"	"	"	
Xylene (p/m)	0.117	0.00200	"	"	"	"	"	"	
Xylene (o)	0.0335	0.00200	"	"	"	"	"	"	
Surrogate: a,a,a-Trifluorotoluene		90.4 %	75-125		"	"	"	"	
Surrogate: 4-Bromofluorobenzene		98.0 %	75-125		"	"	"	"	
Carbon Ranges C6-C12	233	10.0	mg/kg dry	1	EE72306	05/23/07	05/24/07	EPA 8015M	
Carbon Ranges C12-C28	1030	10.0	"	"	"	"	"	"	
Carbon Ranges C28-C35	193	10.0	"	"	"	"	"	"	
Total Hydrocarbons	1460	10.0	"	"	"	"	"	"	
Surrogate: 1-Chlorooctane		92.6 %	70-130		"	"	"	"	
Surrogate: 1-Chlorooctadecane		114 %	70-130		"	"	"	"	
S/P -1 Grid 3 (7E22008-03) Soil									
Benzene	ND	0.00200	mg/kg dry	2	EE72401	05/24/07	05/24/07	EPA 8021B	
Toluene	ND	0.00200	"	"	"	"	"	"	
Ethylbenzene	ND	0.00200	"	"	"	"	"	"	
Xylene (p/m)	ND	0.00200	"	"	"	"	"	"	
Xylene (o)	ND	0.00200	"	"	"	"	"	"	
Surrogate: a,a,a-Trifluorotoluene		77.6 %	75-125		"	"	"	"	
Surrogate: 4-Bromofluorobenzene		75.4 %	75-125		"	"	"	"	
Carbon Ranges C6-C12	24.1	10.0	mg/kg dry	1	EE72306	05/23/07	05/24/07	EPA 8015M	

Environmental Lab of Texas

A Xenco Laboratories Company

The results in this report apply to the samples analyzed in accordance with the samples received in the laboratory. This analytical report must be reproduced in its entirety, with written approval of Environmental Lab of Texas.

Page 3 of 32

Plains All American EH & S
1301 S. County Road 1150
Midland TX, 79706-4476

Project: Frisco Skelly
Project Number: 2004-00196
Project Manager: Camille Reynolds

Fax: (432) 687-4914

Organics by GC
Environmental Lab of Texas

Analyte	Result	Reporting Limit	Units	Dilution	Batch	Prepared	Analyzed	Method	Notes
---------	--------	-----------------	-------	----------	-------	----------	----------	--------	-------

S/P -1 Grid 3 (7E22008-03) Soil

Carbon Ranges C12-C28	371	10.0	mg/kg dry	1	EE72306	05/23/07	05/24/07	EPA 8015M	
Carbon Ranges C28-C35	135	10.0	"	"	"	"	"	"	
Total Hydrocarbons	530	10.0	"	"	"	"	"	"	
Surrogate: 1-Chlorooctane		84.4 %	70-130		"	"	"	"	
Surrogate: 1-Chlorooctadecane		111 %	70-130		"	"	"	"	

S/P -1 Grid 4 (7E22008-04) Soil

Benzene	0.104	0.00200	mg/kg dry	2	EE72401	05/24/07	05/24/07	EPA 8021B	
Toluene	0.155	0.00200	"	"	"	"	"	"	
Ethylbenzene	0.0726	0.00200	"	"	"	"	"	"	
Xylene (p/m)	0.395	0.00200	"	"	"	"	"	"	
Xylene (o)	0.277	0.00200	"	"	"	"	"	"	
Surrogate: a,a,a-Trifluorotoluene		160 %	75-125		"	"	"	"	S-04
Surrogate: 4-Bromofluorobenzene		148 %	75-125		"	"	"	"	S-04
Carbon Ranges C6-C12	443	10.0	mg/kg dry	1	EE72306	05/23/07	05/24/07	EPA 8015M	
Carbon Ranges C12-C28	1180	10.0	"	"	"	"	"	"	
Carbon Ranges C28-C35	185	10.0	"	"	"	"	"	"	
Total Hydrocarbons	1810	10.0	"	"	"	"	"	"	
Surrogate: 1-Chlorooctane		102 %	70-130		"	"	"	"	
Surrogate: 1-Chlorooctadecane		116 %	70-130		"	"	"	"	

S/P -2 Grid 1 (7E22008-05) Soil

Benzene	ND	0.00200	mg/kg dry	2	EE72401	05/24/07	05/24/07	EPA 8021B	
Toluene	ND	0.00200	"	"	"	"	"	"	
Ethylbenzene	ND	0.00200	"	"	"	"	"	"	
Xylene (p/m)	ND	0.00200	"	"	"	"	"	"	
Xylene (o)	ND	0.00200	"	"	"	"	"	"	
Surrogate: a,a,a-Trifluorotoluene		90.0 %	75-125		"	"	"	"	
Surrogate: 4-Bromofluorobenzene		93.8 %	75-125		"	"	"	"	
Carbon Ranges C6-C12	ND	10.0	mg/kg dry	1	EE72405	05/25/07	05/25/07	EPA 8015M	
Carbon Ranges C12-C28	ND	10.0	"	"	"	"	"	"	
Carbon Ranges C28-C35	ND	10.0	"	"	"	"	"	"	
Total Hydrocarbons	ND	10.0	"	"	"	"	"	"	
Surrogate: 1-Chlorooctane		74.8 %	70-130		"	"	"	"	
Surrogate: 1-Chlorooctadecane		96.2 %	70-130		"	"	"	"	

Environmental Lab of Texas

The results in this report apply to the samples analyzed in accordance with the samples received in the laboratory. This analytical report must be reproduced in its entirety, with written approval of Environmental Lab of Texas.

A Xenco Laboratories Company

Page 4 of 32

Plains All American EH & S
1301 S. County Road 1150
Midland TX, 79706-4476

Project: Frisco Skelly
Project Number: 2004-00196
Project Manager: Camille Reynolds

Fax: (432) 687-4914

Organics by GC
Environmental Lab of Texas

Analyte	Result	Reporting Limit	Units	Dilution	Batch	Prepared	Analyzed	Method	Notes
S/P -2 Grid 2 (7E22008-06) Soil									
Benzene	ND	0.00200	mg/kg dry	2	EE72401	05/24/07	05/24/07	EPA 8021B	
Toluene	ND	0.00200	"	"	"	"	"	"	
Ethylbenzene	ND	0.00200	"	"	"	"	"	"	
Xylene (p/m)	ND	0.00200	"	"	"	"	"	"	
Xylene (o)	ND	0.00200	"	"	"	"	"	"	
Surrogate: a,a,a-Trifluorotoluene		84.6 %	75-125		"	"	"	"	
Surrogate: 4-Bromofluorobenzene		81.6 %	75-125		"	"	"	"	
Carbon Ranges C6-C12	ND	10.0	mg/kg dry	1	EE72405	05/25/07	05/25/07	EPA 8015M	
Carbon Ranges C12-C28	ND	10.0	"	"	"	"	"	"	
Carbon Ranges C28-C35	ND	10.0	"	"	"	"	"	"	
Total Hydrocarbons	ND	10.0	"	"	"	"	"	"	
Surrogate: 1-Chlorooctane		78.8 %	70-130		"	"	"	"	
Surrogate: 1-Chlorooctadecane		95.0 %	70-130		"	"	"	"	
S/P -2 Grid 3 (7E22008-07) Soil									
Benzene	ND	0.00200	mg/kg dry	2	EE72401	05/24/07	05/24/07	EPA 8021B	
Toluene	ND	0.00200	"	"	"	"	"	"	
Ethylbenzene	ND	0.00200	"	"	"	"	"	"	
Xylene (p/m)	ND	0.00200	"	"	"	"	"	"	
Xylene (o)	ND	0.00200	"	"	"	"	"	"	
Surrogate: a,a,a-Trifluorotoluene		89.6 %	75-125		"	"	"	"	
Surrogate: 4-Bromofluorobenzene		92.6 %	75-125		"	"	"	"	
Carbon Ranges C6-C12	ND	10.0	mg/kg dry	1	EE72405	05/25/07	05/25/07	EPA 8015M	
Carbon Ranges C12-C28	ND	10.0	"	"	"	"	"	"	
Carbon Ranges C28-C35	ND	10.0	"	"	"	"	"	"	
Total Hydrocarbons	ND	10.0	"	"	"	"	"	"	
Surrogate: 1-Chlorooctane		88.2 %	70-130		"	"	"	"	
Surrogate: 1-Chlorooctadecane		85.2 %	70-130		"	"	"	"	
S/P -2 Grid 4 (7E22008-08) Soil									
Benzene	ND	0.00200	mg/kg dry	2	EE72401	05/24/07	05/24/07	EPA 8021B	
Toluene	ND	0.00200	"	"	"	"	"	"	
Ethylbenzene	ND	0.00200	"	"	"	"	"	"	
Xylene (p/m)	ND	0.00200	"	"	"	"	"	"	
Xylene (o)	ND	0.00200	"	"	"	"	"	"	
Surrogate: a,a,a-Trifluorotoluene		85.0 %	75-125		"	"	"	"	
Surrogate: 4-Bromofluorobenzene		84.2 %	75-125		"	"	"	"	
Carbon Ranges C6-C12	ND	10.0	mg/kg dry	1	EE72405	05/25/07	05/25/07	EPA 8015M	

Environmental Lab of Texas

A Xenco Laboratories Company

The results in this report apply to the samples analyzed in accordance with the samples received in the laboratory. This analytical report must be reproduced in its entirety, with written approval of Environmental Lab of Texas.

Page 5 of 32

Plains All American EH & S
1301 S. County Road 1150
Midland TX, 79706-4476

Project: Frisco Skelly
Project Number: 2004-00196
Project Manager: Camille Reynolds

Fax: (432) 687-4914

Organics by GC
Environmental Lab of Texas

Analyte	Result	Reporting Limit	Units	Dilution	Batch	Prepared	Analyzed	Method	Notes
S/P -2 Grid 4 (7E22008-08) Soil									
Carbon Ranges C12-C28	ND	10.0	mg/kg dry	1	EE72405	05/25/07	05/25/07	EPA 8015M	
Carbon Ranges C28-C35	ND	10.0	"	"	"	"	"	"	
Total Hydrocarbons	ND	10.0	"	"	"	"	"	"	
Surrogate: 1-Chlorooctane		90.6 %	70-130		"	"	"	"	
Surrogate: 1-Chlorooctadecane		83.6 %	70-130		"	"	"	"	
S/P -2 Grid 5 (7E22008-09) Soil									
Benzene	ND	0.00200	mg/kg dry	2	EE72401	05/24/07	05/24/07	EPA 8021B	
Toluene	ND	0.00200	"	"	"	"	"	"	
Ethylbenzene	ND	0.00200	"	"	"	"	"	"	
Xylene (p/m)	ND	0.00200	"	"	"	"	"	"	
Xylene (o)	ND	0.00200	"	"	"	"	"	"	
Surrogate: a,a,a-Trifluorotoluene		84.0 %	75-125		"	"	"	"	
Surrogate: 4-Bromofluorobenzene		86.4 %	75-125		"	"	"	"	
Carbon Ranges C6-C12	ND	10.0	mg/kg dry	1	EE72405	05/25/07	05/25/07	EPA 8015M	
Carbon Ranges C12-C28	ND	10.0	"	"	"	"	"	"	
Carbon Ranges C28-C35	ND	10.0	"	"	"	"	"	"	
Total Hydrocarbons	ND	10.0	"	"	"	"	"	"	
Surrogate: 1-Chlorooctane		74.8 %	70-130		"	"	"	"	
Surrogate: 1-Chlorooctadecane		88.6 %	70-130		"	"	"	"	
S/P -2 Grid 6 (7E22008-10) Soil									
Benzene	ND	0.00200	mg/kg dry	2	EE72401	05/24/07	05/24/07	EPA 8021B	
Toluene	ND	0.00200	"	"	"	"	"	"	
Ethylbenzene	ND	0.00200	"	"	"	"	"	"	
Xylene (p/m)	ND	0.00200	"	"	"	"	"	"	
Xylene (o)	ND	0.00200	"	"	"	"	"	"	
Surrogate: a,a,a-Trifluorotoluene		86.8 %	75-125		"	"	"	"	
Surrogate: 4-Bromofluorobenzene		83.6 %	75-125		"	"	"	"	
Carbon Ranges C6-C12	ND	10.0	mg/kg dry	1	EE72405	05/25/07	05/25/07	EPA 8015M	
Carbon Ranges C12-C28	ND	10.0	"	"	"	"	"	"	
Carbon Ranges C28-C35	ND	10.0	"	"	"	"	"	"	
Total Hydrocarbons	ND	10.0	"	"	"	"	"	"	
Surrogate: 1-Chlorooctane		91.4 %	70-130		"	"	"	"	
Surrogate: 1-Chlorooctadecane		78.6 %	70-130		"	"	"	"	

Environmental Lab of Texas

A Xenco Laboratories Company

The results in this report apply to the samples analyzed in accordance with the samples received in the laboratory. This analytical report must be reproduced in its entirety, with written approval of Environmental Lab of Texas.

Page 6 of 32

Plains All American EH & S
1301 S. County Road 1150
Midland TX, 79706-4476

Project: Frisco Skelly
Project Number: 2004-00196
Project Manager: Camille Reynolds

Fax: (432) 687-4914

Organics by GC
Environmental Lab of Texas

Analyte	Result	Reporting Limit	Units	Dilution	Batch	Prepared	Analyzed	Method	Notes
S/P -2 Grid 7 (7E22008-11) Soil									
Benzene	ND	0.00200	mg/kg dry	2	EE72401	05/24/07	05/24/07	EPA 8021B	
Toluene	ND	0.00200	"	"	"	"	"	"	
Ethylbenzene	ND	0.00200	"	"	"	"	"	"	
Xylene (p/m)	ND	0.00200	"	"	"	"	"	"	
Xylene (o)	ND	0.00200	"	"	"	"	"	"	
Surrogate: a,a,a-Trifluorotoluene		85.8 %	75-125		"	"	"	"	
Surrogate: 4-Bromofluorobenzene		83.2 %	75-125		"	"	"	"	
Carbon Ranges C6-C12	ND	10.0	mg/kg dry	1	EE72306	05/23/07	05/24/07	EPA 8015M	
Carbon Ranges C12-C28	ND	10.0	"	"	"	"	"	"	
Carbon Ranges C28-C35	ND	10.0	"	"	"	"	"	"	
Total Hydrocarbons	ND	10.0	"	"	"	"	"	"	
Surrogate: 1-Chlorooctane		88.8 %	70-130		"	"	"	"	
Surrogate: 1-Chlorooctadecane		79.0 %	70-130		"	"	"	"	
S/P -2 Grid 8 (7E22008-12) Soil									
Benzene	ND	0.00200	mg/kg dry	2	EE72401	05/24/07	05/24/07	EPA 8021B	
Toluene	ND	0.00200	"	"	"	"	"	"	
Ethylbenzene	ND	0.00200	"	"	"	"	"	"	
Xylene (p/m)	ND	0.00200	"	"	"	"	"	"	
Xylene (o)	ND	0.00200	"	"	"	"	"	"	
Surrogate: a,a,a-Trifluorotoluene		87.0 %	75-125		"	"	"	"	
Surrogate: 4-Bromofluorobenzene		83.6 %	75-125		"	"	"	"	
Carbon Ranges C6-C12	ND	10.0	mg/kg dry	1	EE72306	05/23/07	05/24/07	EPA 8015M	
Carbon Ranges C12-C28	ND	10.0	"	"	"	"	"	"	
Carbon Ranges C28-C35	ND	10.0	"	"	"	"	"	"	
Total Hydrocarbons	ND	10.0	"	"	"	"	"	"	
Surrogate: 1-Chlorooctane		72.8 %	70-130		"	"	"	"	
Surrogate: 1-Chlorooctadecane		77.8 %	70-130		"	"	"	"	
S/P -2 Grid 9 (7E22008-13) Soil									
Benzene	ND	0.00200	mg/kg dry	2	EE72401	05/24/07	05/24/07	EPA 8021B	
Toluene	ND	0.00200	"	"	"	"	"	"	
Ethylbenzene	ND	0.00200	"	"	"	"	"	"	
Xylene (p/m)	ND	0.00200	"	"	"	"	"	"	
Xylene (o)	ND	0.00200	"	"	"	"	"	"	
Surrogate: a,a,a-Trifluorotoluene		84.2 %	75-125		"	"	"	"	
Surrogate: 4-Bromofluorobenzene		85.0 %	75-125		"	"	"	"	
Carbon Ranges C6-C12	ND	10.0	mg/kg dry	1	EE72306	05/23/07	05/24/07	EPA 8015M	

Environmental Lab of Texas

The results in this report apply to the samples analyzed in accordance with the samples received in the laboratory. This analytical report must be reproduced in its entirety, with written approval of Environmental Lab of Texas.

A Xenco Laboratories Company

Plains All American EH & S
1301 S. County Road 1150
Midland TX, 79706-4476

Project: Frisco Skelly
Project Number: 2004-00196
Project Manager: Camille Reynolds

Fax: (432) 687-4914

Organics by GC
Environmental Lab of Texas

Analyte	Result	Reporting Limit	Units	Dilution	Batch	Prepared	Analyzed	Method	Notes
S/P -2 Grid 9 (7E22008-13) Soil									
Carbon Ranges C12-C28	ND	10.0	mg/kg dry	1	EE72306	05/23/07	05/24/07	EPA 8015M	
Carbon Ranges C28-C35	ND	10.0	"	"	"	"	"	"	
Total Hydrocarbons	ND	10.0	"	"	"	"	"	"	
Surrogate: 1-Chlorooctane		75.2 %	70-130		"	"	"	"	
Surrogate: 1-Chlorooctadecane		82.4 %	70-130		"	"	"	"	
S/P -2 Grid 10 (7E22008-14) Soil									
Benzene	ND	0.00200	mg/kg dry	2	EE72401	05/24/07	05/24/07	EPA 8021B	
Toluene	ND	0.00200	"	"	"	"	"	"	
Ethylbenzene	ND	0.00200	"	"	"	"	"	"	
Xylene (p/m)	ND	0.00200	"	"	"	"	"	"	
Xylene (o)	ND	0.00200	"	"	"	"	"	"	
Surrogate: a,a,a-Trifluorotoluene		86.0 %	75-125		"	"	"	"	
Surrogate: 4-Bromofluorobenzene		83.8 %	75-125		"	"	"	"	
Carbon Ranges C6-C12	ND	10.0	mg/kg dry	1	EE72306	05/23/07	05/24/07	EPA 8015M	
Carbon Ranges C12-C28	ND	10.0	"	"	"	"	"	"	
Carbon Ranges C28-C35	ND	10.0	"	"	"	"	"	"	
Total Hydrocarbons	ND	10.0	"	"	"	"	"	"	
Surrogate: 1-Chlorooctane		89.2 %	70-130		"	"	"	"	
Surrogate: 1-Chlorooctadecane		75.8 %	70-130		"	"	"	"	
S/P -2 Grid 11 (7E22008-15) Soil									
Benzene	ND	0.00200	mg/kg dry	2	EE72401	05/24/07	05/24/07	EPA 8021B	
Toluene	ND	0.00200	"	"	"	"	"	"	
Ethylbenzene	ND	0.00200	"	"	"	"	"	"	
Xylene (p/m)	ND	0.00200	"	"	"	"	"	"	
Xylene (o)	ND	0.00200	"	"	"	"	"	"	
Surrogate: a,a,a-Trifluorotoluene		91.8 %	75-125		"	"	"	"	
Surrogate: 4-Bromofluorobenzene		87.4 %	75-125		"	"	"	"	
Carbon Ranges C6-C12	ND	10.0	mg/kg dry	1	EE72306	05/25/07	05/25/07	EPA 8015M	
Carbon Ranges C12-C28	ND	10.0	"	"	"	"	"	"	
Carbon Ranges C28-C35	ND	10.0	"	"	"	"	"	"	
Total Hydrocarbons	ND	10.0	"	"	"	"	"	"	
Surrogate: 1-Chlorooctane		71.2 %	70-130		"	"	"	"	
Surrogate: 1-Chlorooctadecane		74.4 %	70-130		"	"	"	"	

Environmental Lab of Texas

A Xenco Laboratories Company

The results in this report apply to the samples analyzed in accordance with the samples received in the laboratory. This analytical report must be reproduced in its entirety, with written approval of Environmental Lab of Texas.

Page 8 of 32

Plains All American EH & S
1301 S. County Road 1150
Midland TX, 79706-4476

Project: Frisco Skelly
Project Number: 2004-00196
Project Manager: Camille Reynolds

Fax: (432) 687-4914

Organics by GC
Environmental Lab of Texas

Analyte	Result	Reporting Limit	Units	Dilution	Batch	Prepared	Analyzed	Method	Notes
S/P -2 Grid 12 (7E22008-16) Soil									
Benzene	ND	0.00200	mg/kg dry	2	EE72401	05/24/07	05/24/07	EPA 8021B	
Toluene	ND	0.00200	"	"	"	"	"	"	
Ethylbenzene	ND	0.00200	"	"	"	"	"	"	
Xylene (p/m)	ND	0.00200	"	"	"	"	"	"	
Xylene (o)	ND	0.00200	"	"	"	"	"	"	
Surrogate: a,a,a-Trifluorotoluene		90.2 %	75-125		"	"	"	"	
Surrogate: 4-Bromofluorobenzene		85.2 %	75-125		"	"	"	"	
Carbon Ranges C6-C12	ND	10.0	mg/kg dry	1	EE72405	05/25/07	05/25/07	EPA 8015M	
Carbon Ranges C12-C28	ND	10.0	"	"	"	"	"	"	
Carbon Ranges C28-C35	ND	10.0	"	"	"	"	"	"	
Total Hydrocarbons	ND	10.0	"	"	"	"	"	"	
Surrogate: 1-Chlorooctane		97.6 %	70-130		"	"	"	"	
Surrogate: 1-Chlorooctadecane		79.2 %	70-130		"	"	"	"	
S/P -2 Grid 13 (7E22008-17) Soil									
Benzene	ND	0.00200	mg/kg dry	2	EE72401	05/24/07	05/24/07	EPA 8021B	
Toluene	ND	0.00200	"	"	"	"	"	"	
Ethylbenzene	ND	0.00200	"	"	"	"	"	"	
Xylene (p/m)	ND	0.00200	"	"	"	"	"	"	
Xylene (o)	ND	0.00200	"	"	"	"	"	"	
Surrogate: a,a,a-Trifluorotoluene		85.6 %	75-125		"	"	"	"	
Surrogate: 4-Bromofluorobenzene		83.4 %	75-125		"	"	"	"	
Carbon Ranges C6-C12	ND	10.0	mg/kg dry	1	EE72405	05/25/07	05/25/07	EPA 8015M	
Carbon Ranges C12-C28	ND	10.0	"	"	"	"	"	"	
Carbon Ranges C28-C35	ND	10.0	"	"	"	"	"	"	
Total Hydrocarbons	ND	10.0	"	"	"	"	"	"	
Surrogate: 1-Chlorooctane		89.6 %	70-130		"	"	"	"	
Surrogate: 1-Chlorooctadecane		70.4 %	70-130		"	"	"	"	
S/P -2 Grid 14 (7E22008-18) Soil									
Benzene	ND	0.00200	mg/kg dry	2	EE72401	05/24/07	05/24/07	EPA 8021B	
Toluene	ND	0.00200	"	"	"	"	"	"	
Ethylbenzene	ND	0.00200	"	"	"	"	"	"	
Xylene (p/m)	ND	0.00200	"	"	"	"	"	"	
Xylene (o)	ND	0.00200	"	"	"	"	"	"	
Surrogate: a,a,a-Trifluorotoluene		87.2 %	75-125		"	"	"	"	
Surrogate: 4-Bromofluorobenzene		86.2 %	75-125		"	"	"	"	
Carbon Ranges C6-C12	ND	10.0	mg/kg dry	1	EE72405	05/25/07	05/25/07	EPA 8015M	

Environmental Lab of Texas

The results in this report apply to the samples analyzed in accordance with the samples received in the laboratory. This analytical report must be reproduced in its entirety, with written approval of Environmental Lab of Texas.

A Xenco Laboratories Company

Page 9 of 32

Plains All American EH & S
1301 S. County Road 1150
Midland TX, 79706-4476

Project: Frisco Skelly
Project Number: 2004-00196
Project Manager: Camille Reynolds

Fax: (432) 687-4914

Organics by GC
Environmental Lab of Texas

Analytic	Result	Reporting Limit	Units	Dilution	Batch	Prepared	Analyzed	Method	Notes
S/P -2 Grid 14 (7E22008-18) Soil									
Carbon Ranges C12-C28	ND	10.0	mg/kg dry	1	EE72405	05/25/07	05/25/07	EPA 8015M	
Carbon Ranges C28-C35	ND	10.0	"	"	"	"	"	"	
Total Hydrocarbons	ND	10.0	"	"	"	"	"	"	
Surrogate: 1-Chlorooctane		79.2 %	70-130		"	"	"	"	
Surrogate: 1-Chlorooctadecane		84.2 %	70-130		"	"	"	"	
S/P -2 Grid 15 (7E22008-19) Soil									
Benzene	ND	0.00200	mg/kg dry	2	EE72401	05/24/07	05/24/07	EPA 8021B	
Toluene	ND	0.00200	"	"	"	"	"	"	
Ethylbenzene	ND	0.00200	"	"	"	"	"	"	
Xylene (p/m)	ND	0.00200	"	"	"	"	"	"	
Xylene (o)	ND	0.00200	"	"	"	"	"	"	
Surrogate: a,a,a-Trifluorotoluene		84.6 %	75-125		"	"	"	"	
Surrogate: 4-Bromofluorobenzene		85.4 %	75-125		"	"	"	"	
Carbon Ranges C6-C12	ND	10.0	mg/kg dry	1	EE72405	05/25/07	05/25/07	EPA 8015M	
Carbon Ranges C12-C28	ND	10.0	"	"	"	"	"	"	
Carbon Ranges C28-C35	ND	10.0	"	"	"	"	"	"	
Total Hydrocarbons	ND	10.0	"	"	"	"	"	"	
Surrogate: 1-Chlorooctane		70.4 %	70-130		"	"	"	"	
Surrogate: 1-Chlorooctadecane		74.4 %	70-130		"	"	"	"	
S/P -2 Grid 16 (7E22008-20) Soil									
Benzene	ND	0.00200	mg/kg dry	2	EE72402	05/24/07	05/25/07	EPA 8021B	
Toluene	ND	0.00200	"	"	"	"	"	"	
Ethylbenzene	ND	0.00200	"	"	"	"	"	"	
Xylene (p/m)	ND	0.00200	"	"	"	"	"	"	
Xylene (o)	ND	0.00200	"	"	"	"	"	"	
Surrogate: a,a,a-Trifluorotoluene		92.6 %	75-125		"	"	"	"	
Surrogate: 4-Bromofluorobenzene		89.0 %	75-125		"	"	"	"	
Carbon Ranges C6-C12	ND	10.0	mg/kg dry	1	EE72405	05/25/07	05/25/07	EPA 8015M	
Carbon Ranges C12-C28	ND	10.0	"	"	"	"	"	"	
Carbon Ranges C28-C35	ND	10.0	"	"	"	"	"	"	
Total Hydrocarbons	ND	10.0	"	"	"	"	"	"	
Surrogate: 1-Chlorooctane		86.8 %	70-130		"	"	"	"	
Surrogate: 1-Chlorooctadecane		73.8 %	70-130		"	"	"	"	

Environmental Lab of Texas

A Xenco Laboratories Company

The results in this report apply to the samples analyzed in accordance with the samples received in the laboratory. This analytical report must be reproduced in its entirety, with written approval of Environmental Lab of Texas.

Page 10 of 32

Plains All American EH & S
1301 S. County Road 1150
Midland TX, 79706-4476

Project: Frisco Skelly
Project Number: 2004-00196
Project Manager: Camille Reynolds

Fax: (432) 687-4914

Organics by GC
Environmental Lab of Texas

Analyte	Result	Reporting Limit	Units	Dilution	Batch	Prepared	Analyzed	Method	Notes
S/P -2 Grid 17 (7E22008-21) Soil									
Benzene	ND	0.00200	mg/kg dry	2	EE72402	05/24/07	05/25/07	EPA 8021B	
Toluene	ND	0.00200	"	"	"	"	"	"	
Ethylbenzene	ND	0.00200	"	"	"	"	"	"	
Xylene (p/m)	ND	0.00200	"	"	"	"	"	"	
Xylene (o)	ND	0.00200	"	"	"	"	"	"	
Surrogate: a,a,a-Trifluorotoluene		95.4 %	75-125		"	"	"	"	
Surrogate: 4-Bromofluorobenzene		93.8 %	75-125		"	"	"	"	
Carbon Ranges C6-C12	ND	10.0	mg/kg dry	1	EE72405	05/25/07	05/25/07	EPA 8015M	
Carbon Ranges C12-C28	ND	10.0	"	"	"	"	"	"	
Carbon Ranges C28-C35	ND	10.0	"	"	"	"	"	"	
Total Hydrocarbons	ND	10.0	"	"	"	"	"	"	
Surrogate: 1-Chlorooctane		88.2 %	70-130		"	"	"	"	
Surrogate: 1-Chlorooctadecane		81.0 %	70-130		"	"	"	"	
S/P -3 Grid 1 (7E22008-22) Soil									
Benzene	ND	0.00200	mg/kg dry	2	EE72402	05/24/07	05/25/07	EPA 8021B	
Toluene	ND	0.00200	"	"	"	"	"	"	
Ethylbenzene	ND	0.00200	"	"	"	"	"	"	
Xylene (p/m)	ND	0.00200	"	"	"	"	"	"	
Xylene (o)	ND	0.00200	"	"	"	"	"	"	
Surrogate: a,a,a-Trifluorotoluene		89.8 %	75-125		"	"	"	"	
Surrogate: 4-Bromofluorobenzene		86.2 %	75-125		"	"	"	"	
Carbon Ranges C6-C12	ND	10.0	mg/kg dry	1	EE72318	05/23/07	05/23/07	EPA 8015M	
Carbon Ranges C12-C28	11.7	10.0	"	"	"	"	"	"	
Carbon Ranges C28-C35	ND	10.0	"	"	"	"	"	"	
Total Hydrocarbons	11.7	10.0	"	"	"	"	"	"	
Surrogate: 1-Chlorooctane		70.0 %	70-130		"	"	"	"	
Surrogate: 1-Chlorooctadecane		85.2 %	70-130		"	"	"	"	
S/P -3 Grid 2 (7E22008-23) Soil									
Benzene	ND	0.00200	mg/kg dry	2	EE72402	05/24/07	05/25/07	EPA 8021B	
Toluene	ND	0.00200	"	"	"	"	"	"	
Ethylbenzene	ND	0.00200	"	"	"	"	"	"	
Xylene (p/m)	ND	0.00200	"	"	"	"	"	"	
Xylene (o)	ND	0.00200	"	"	"	"	"	"	
Surrogate: a,a,a-Trifluorotoluene		84.8 %	75-125		"	"	"	"	
Surrogate: 4-Bromofluorobenzene		83.4 %	75-125		"	"	"	"	
Carbon Ranges C6-C12	ND	10.0	mg/kg dry	1	EE72318	05/23/07	05/23/07	EPA 8015M	

Environmental Lab of Texas

A Xenco Laboratories Company

The results in this report apply to the samples analyzed in accordance with the samples received in the laboratory. This analytical report must be reproduced in its entirety, with written approval of Environmental Lab of Texas.

Page 11 of 32

Plains All American EH & S
1301 S. County Road 1150
Midland TX, 79706-4476

Project: Frisco Skelly
Project Number: 2004-00196
Project Manager: Camille Reynolds

Fax: (432) 687-4914

Organics by GC
Environmental Lab of Texas

Analyte	Result	Reporting Limit	Units	Dilution	Batch	Prepared	Analyzed	Method	Notes
S/P -3 Grid 2 (7E22008-23) Soil									
Carbon Ranges C12-C28	ND	10.0	mg/kg dry	1	EE72318	05/23/07	05/23/07	EPA 8015M	
Carbon Ranges C28-C35	ND	10.0	"	"	"	"	"	"	
Total Hydrocarbons	ND	10.0	"	"	"	"	"	"	
Surrogate: 1-Chlorooctane		70.4 %	70-130		"	"	"	"	
Surrogate: 1-Chlorooctadecane		87.4 %	70-130		"	"	"	"	
S/P -3 Grid 3 (7E22008-24) Soil									
Benzene	ND	0.00200	mg/kg dry	2	EE72402	05/24/07	05/25/07	EPA 8021B	
Toluene	ND	0.00200	"	"	"	"	"	"	
Ethylbenzene	ND	0.00200	"	"	"	"	"	"	
Xylene (p/m)	ND	0.00200	"	"	"	"	"	"	
Xylene (o)	ND	0.00200	"	"	"	"	"	"	
Surrogate: a,a,a-Trifluorotoluene		84.0 %	75-125		"	"	"	"	
Surrogate: 4-Bromofluorobenzene		78.6 %	75-125		"	"	"	"	
Carbon Ranges C6-C12	ND	10.0	mg/kg dry	1	EE72318	05/23/07	05/23/07	EPA 8015M	
Carbon Ranges C12-C28	ND	10.0	"	"	"	"	"	"	
Carbon Ranges C28-C35	ND	10.0	"	"	"	"	"	"	
Total Hydrocarbons	ND	10.0	"	"	"	"	"	"	
Surrogate: 1-Chlorooctane		70.2 %	70-130		"	"	"	"	
Surrogate: 1-Chlorooctadecane		82.2 %	70-130		"	"	"	"	
S/P -3 Grid 4 (7E22008-25) Soil									
Benzene	ND	0.00200	mg/kg dry	2	EE72402	05/24/07	05/25/07	EPA 8021B	
Toluene	ND	0.00200	"	"	"	"	"	"	
Ethylbenzene	ND	0.00200	"	"	"	"	"	"	
Xylene (p/m)	ND	0.00200	"	"	"	"	"	"	
Xylene (o)	ND	0.00200	"	"	"	"	"	"	
Surrogate: a,a,a-Trifluorotoluene		87.0 %	75-125		"	"	"	"	
Surrogate: 4-Bromofluorobenzene		81.8 %	75-125		"	"	"	"	
Carbon Ranges C6-C12	ND	10.0	mg/kg dry	1	EE72318	05/23/07	05/23/07	EPA 8015M	
Carbon Ranges C12-C28	ND	10.0	"	"	"	"	"	"	
Carbon Ranges C28-C35	ND	10.0	"	"	"	"	"	"	
Total Hydrocarbons	ND	10.0	"	"	"	"	"	"	
Surrogate: 1-Chlorooctane		70.0 %	70-130		"	"	"	"	
Surrogate: 1-Chlorooctadecane		80.6 %	70-130		"	"	"	"	

Environmental Lab of Texas

A Xenco Laboratories Company

The results in this report apply to the samples analyzed in accordance with the samples received in the laboratory. This analytical report must be reproduced in its entirety, with written approval of Environmental Lab of Texas.

Page 12 of 32

Plains All American EH & S
1301 S. County Road 1150
Midland TX, 79706-4476

Project: Frisco Skelly
Project Number: 2004-00196
Project Manager: Camille Reynolds

Fax: (432) 687-4914

Organics by GC
Environmental Lab of Texas

Analyte	Result	Reporting Limit	Units	Dilution	Batch	Prepared	Analyzed	Method	Notes
S/P -3 Grid 5 (7E22008-26) Soil									
Benzene	ND	0.00200	mg/kg dry	2	EE72402	05/24/07	05/25/07	EPA 8021B	
Toluene	ND	0.00200	"	"	"	"	"	"	
Ethylbenzene	ND	0.00200	"	"	"	"	"	"	
Xylene (p/m)	ND	0.00200	"	"	"	"	"	"	
Xylene (o)	ND	0.00200	"	"	"	"	"	"	
Surrogate: a,a,a-Trifluorotoluene		91.2 %	75-125		"	"	"	"	
Surrogate: 4-Bromofluorobenzene		90.2 %	75-125		"	"	"	"	
Carbon Ranges C6-C12	ND	10.0	mg/kg dry	1	EE72318	05/23/07	05/23/07	EPA 8015M	
Carbon Ranges C12-C28	ND	10.0	"	"	"	"	"	"	
Carbon Ranges C28-C35	ND	10.0	"	"	"	"	"	"	
Total Hydrocarbons	ND	10.0	"	"	"	"	"	"	
Surrogate: 1-Chlorooctane		70.8 %	70-130		"	"	"	"	
Surrogate: 1-Chlorooctadecane		83.8 %	70-130		"	"	"	"	
S/P -3 Grid 6 (7E22008-27) Soil									
Benzene	ND	0.00200	mg/kg dry	2	EE72402	05/24/07	05/25/07	EPA 8021B	
Toluene	ND	0.00200	"	"	"	"	"	"	
Ethylbenzene	ND	0.00200	"	"	"	"	"	"	
Xylene (p/m)	ND	0.00200	"	"	"	"	"	"	
Xylene (o)	ND	0.00200	"	"	"	"	"	"	
Surrogate: a,a,a-Trifluorotoluene		91.6 %	75-125		"	"	"	"	
Surrogate: 4-Bromofluorobenzene		87.6 %	75-125		"	"	"	"	
Carbon Ranges C6-C12	ND	10.0	mg/kg dry	1	EE72318	05/23/07	05/23/07	EPA 8015M	
Carbon Ranges C12-C28	ND	10.0	"	"	"	"	"	"	
Carbon Ranges C28-C35	ND	10.0	"	"	"	"	"	"	
Total Hydrocarbons	ND	10.0	"	"	"	"	"	"	
Surrogate: 1-Chlorooctane		70.6 %	70-130		"	"	"	"	
Surrogate: 1-Chlorooctadecane		83.0 %	70-130		"	"	"	"	
S/P -4 Grid 1 (7E22008-28) Soil									
Benzene	ND	0.00200	mg/kg dry	2	EE72402	05/24/07	05/25/07	EPA 8021B	
Toluene	ND	0.00200	"	"	"	"	"	"	
Ethylbenzene	ND	0.00200	"	"	"	"	"	"	
Xylene (p/m)	ND	0.00200	"	"	"	"	"	"	
Xylene (o)	ND	0.00200	"	"	"	"	"	"	
Surrogate: a,a,a-Trifluorotoluene		95.0 %	75-125		"	"	"	"	
Surrogate: 4-Bromofluorobenzene		89.6 %	75-125		"	"	"	"	
Carbon Ranges C6-C12	ND	10.0	mg/kg dry	1	EE72318	05/23/07	05/24/07	EPA 8015M	

Environmental Lab of Texas

The results in this report apply to the samples analyzed in accordance with the samples received in the laboratory. This analytical report must be reproduced in its entirety, with written approval of Environmental Lab of Texas.

A Xenco Laboratories Company

Plains All American EH & S
1301 S. County Road 1150
Midland TX, 79706-4476

Project: Frisco Skelly
Project Number: 2004-00196
Project Manager: Camille Reynolds

Fax: (432) 687-4914

Organics by GC
Environmental Lab of Texas

Analyte	Result	Reporting Limit	Units	Dilution	Batch	Prepared	Analyzed	Method	Notes
S/P -4 Grid 1 (7E22008-28) Soil									
Carbon Ranges C12-C28	ND	10.0	mg/kg dry	1	EE72318	05/23/07	05/24/07	EPA 8015M	
Carbon Ranges C28-C35	ND	10.0	"	"	"	"	"	"	
Total Hydrocarbons	ND	10.0	"	"	"	"	"	"	
Surrogate: 1-Chlorooctane		71.6 %	70-130		"	"	"	"	
Surrogate: 1-Chlorooctadecane		85.0 %	70-130		"	"	"	"	
S/P -4 Grid 2 (7E22008-29) Soil									
Benzene	ND	0.00200	mg/kg dry	2	EE72402	05/24/07	05/25/07	EPA 8021B	
Toluene	ND	0.00200	"	"	"	"	"	"	
Ethylbenzene	ND	0.00200	"	"	"	"	"	"	
Xylene (p/m)	ND	0.00200	"	"	"	"	"	"	
Xylene (o)	ND	0.00200	"	"	"	"	"	"	
Surrogate: a,a,a-Trifluorotoluene		90.8 %	75-125		"	"	"	"	
Surrogate: 4-Bromofluorobenzene		87.4 %	75-125		"	"	"	"	
Carbon Ranges C6-C12	ND	10.0	mg/kg dry	1	EE72318	05/23/07	05/23/07	EPA 8015M	
Carbon Ranges C12-C28	ND	10.0	"	"	"	"	"	"	
Carbon Ranges C28-C35	ND	10.0	"	"	"	"	"	"	
Total Hydrocarbons	ND	10.0	"	"	"	"	"	"	
Surrogate: 1-Chlorooctane		70.6 %	70-130		"	"	"	"	
Surrogate: 1-Chlorooctadecane		81.0 %	70-130		"	"	"	"	
S/P -4 Grid 3 (7E22008-30) Soil									
Benzene	ND	0.00200	mg/kg dry	2	EE72402	05/24/07	05/25/07	EPA 8021B	
Toluene	ND	0.00200	"	"	"	"	"	"	
Ethylbenzene	ND	0.00200	"	"	"	"	"	"	
Xylene (p/m)	ND	0.00200	"	"	"	"	"	"	
Xylene (o)	ND	0.00200	"	"	"	"	"	"	
Surrogate: a,a,a-Trifluorotoluene		93.0 %	75-125		"	"	"	"	
Surrogate: 4-Bromofluorobenzene		89.2 %	75-125		"	"	"	"	
Carbon Ranges C6-C12	ND	10.0	mg/kg dry	1	EE72318	05/23/07	05/23/07	EPA 8015M	
Carbon Ranges C12-C28	ND	10.0	"	"	"	"	"	"	
Carbon Ranges C28-C35	ND	10.0	"	"	"	"	"	"	
Total Hydrocarbons	ND	10.0	"	"	"	"	"	"	
Surrogate: 1-Chlorooctane		74.0 %	70-130		"	"	"	"	
Surrogate: 1-Chlorooctadecane		85.0 %	70-130		"	"	"	"	

Environmental Lab of Texas

A Xenco Laboratories Company

The results in this report apply to the samples analyzed in accordance with the samples received in the laboratory. This analytical report must be reproduced in its entirety, with written approval of Environmental Lab of Texas.

Page 14 of 32

Plains All American EH & S
1301 S. County Road 1150
Midland TX, 79706-4476

Project: Frisco Skelly
Project Number: 2004-00196
Project Manager: Camille Reynolds

Fax: (432) 687-4914

Organics by GC
Environmental Lab of Texas

Analyte	Result	Reporting Limit	Units	Dilution	Batch	Prepared	Analyzed	Method	Notes
S/P -4 Grid 4 (7E22008-31) Soil									
Benzene	ND	0.00200	mg/kg dry	2	EE72402	05/24/07	05/25/07	EPA 8021B	
Toluene	ND	0.00200	"	"	"	"	"	"	
Ethylbenzene	ND	0.00200	"	"	"	"	"	"	
Xylene (p/m)	ND	0.00200	"	"	"	"	"	"	
Xylene (o)	ND	0.00200	"	"	"	"	"	"	
Surrogate: a,a,a-Trifluorotoluene		88.4 %	75-125		"	"	"	"	
Surrogate: 4-Bromofluorobenzene		81.2 %	75-125		"	"	"	"	
Carbon Ranges C6-C12	ND	10.0	mg/kg dry	1	EE72318	05/23/07	05/23/07	EPA 8015M	
Carbon Ranges C12-C28	ND	10.0	"	"	"	"	"	"	
Carbon Ranges C28-C35	ND	10.0	"	"	"	"	"	"	
Total Hydrocarbons	ND	10.0	"	"	"	"	"	"	
Surrogate: 1-Chlorooctane		72.2 %	70-130		"	"	"	"	
Surrogate: 1-Chlorooctadecane		79.4 %	70-130		"	"	"	"	
S/P -4 Grid 5 (7E22008-32) Soil									
Benzene	ND	0.00200	mg/kg dry	2	EE72402	05/24/07	05/25/07	EPA 8021B	
Toluene	ND	0.00200	"	"	"	"	"	"	
Ethylbenzene	ND	0.00200	"	"	"	"	"	"	
Xylene (p/m)	ND	0.00200	"	"	"	"	"	"	
Xylene (o)	ND	0.00200	"	"	"	"	"	"	
Surrogate: a,a,a-Trifluorotoluene		89.6 %	75-125		"	"	"	"	
Surrogate: 4-Bromofluorobenzene		85.4 %	75-125		"	"	"	"	
Carbon Ranges C6-C12	ND	10.0	mg/kg dry	1	EE72318	05/23/07	05/23/07	EPA 8015M	
Carbon Ranges C12-C28	ND	10.0	"	"	"	"	"	"	
Carbon Ranges C28-C35	ND	10.0	"	"	"	"	"	"	
Total Hydrocarbons	ND	10.0	"	"	"	"	"	"	
Surrogate: 1-Chlorooctane		72.2 %	70-130		"	"	"	"	
Surrogate: 1-Chlorooctadecane		81.6 %	70-130		"	"	"	"	
S/P -5 Grid 1 (7E22008-33) Soil									
Benzene	ND	0.00200	mg/kg dry	2	EE72402	05/24/07	05/25/07	EPA 8021B	
Toluene	ND	0.00200	"	"	"	"	"	"	
Ethylbenzene	ND	0.00200	"	"	"	"	"	"	
Xylene (p/m)	ND	0.00200	"	"	"	"	"	"	
Xylene (o)	ND	0.00200	"	"	"	"	"	"	
Surrogate: a,a,a-Trifluorotoluene		88.0 %	75-125		"	"	"	"	
Surrogate: 4-Bromofluorobenzene		85.4 %	75-125		"	"	"	"	
Carbon Ranges C6-C12	ND	10.0	mg/kg dry	1	EE72318	05/23/07	05/24/07	EPA 8015M	

Environmental Lab of Texas

The results in this report apply to the samples analyzed in accordance with the samples received in the laboratory. This analytical report must be reproduced in its entirety, with written approval of Environmental Lab of Texas.

A Xenco Laboratories Company

Page 15 of 32

Plains All American EH & S
1301 S. County Road 1150
Midland TX, 79706-4476

Project: Frisco Skelly
Project Number: 2004-00196
Project Manager: Camille Reynolds

Fax: (432) 687-4914

Organics by GC
Environmental Lab of Texas

Analyte	Result	Reporting Limit	Units	Dilution	Batch	Prepared	Analyzed	Method	Notes
S/P -5 Grid 1 (7E22008-33) Soil									
Carbon Ranges C12-C28	ND	10.0	mg/kg dry	1	EE72318	05/23/07	05/24/07	EPA 8015M	
Carbon Ranges C28-C35	ND	10.0	"	"	"	"	"	"	
Total Hydrocarbons	ND	10.0	"	"	"	"	"	"	
Surrogate: 1-Chlorooctane		70.6 %	70-130		"	"	"	"	
Surrogate: 1-Chlorooctadecane		81.2 %	70-130		"	"	"	"	

Environmental Lab of Texas

A Xenco Laboratories Company

The results in this report apply to the samples analyzed in accordance with the samples received in the laboratory. This analytical report must be reproduced in its entirety, with written approval of Environmental Lab of Texas.

Page 16 of 32

Plains All American EH & S
1301 S. County Road 1150
Midland TX, 79706-4476

Project: Frisco Skelly
Project Number: 2004-00196
Project Manager: Camille Reynolds

Fax: (432) 687-4914

General Chemistry Parameters by EPA / Standard Methods
Environmental Lab of Texas

Analyte	Result	Reporting Limit	Units	Dilution	Batch	Prepared	Analyzed	Method	Notes
S/P -1 Grid 1 (7E22008-01) Soil									
Chloride	498	10.0	mg/kg	20	EE72501	05/25/07	05/25/07	EPA 300.0	
% Moisture	13.5	0.1	%	1	EE72301	05/22/07	05/23/07	% calculation	
S/P -1 Grid 2 (7E22008-02) Soil									
% Moisture	14.8	0.1	%	1	EE72301	05/22/07	05/23/07	% calculation	
S/P -1 Grid 3 (7E22008-03) Soil									
% Moisture	15.8	0.1	%	1	EE72301	05/22/07	05/23/07	% calculation	
S/P -1 Grid 4 (7E22008-04) Soil									
% Moisture	16.2	0.1	%	1	EE72301	05/22/07	05/23/07	% calculation	
S/P -2 Grid 1 (7E22008-05) Soil									
Chloride	621	10.0	mg/kg	20	EE72501	05/25/07	05/25/07	EPA 300.0	
% Moisture	12.1	0.1	%	1	EE72301	05/22/07	05/23/07	% calculation	
S/P -2 Grid 2 (7E22008-06) Soil									
% Moisture	15.1	0.1	%	1	EE72301	05/22/07	05/23/07	% calculation	
S/P -2 Grid 3 (7E22008-07) Soil									
% Moisture	11.1	0.1	%	1	EE72301	05/22/07	05/23/07	% calculation	
S/P -2 Grid 4 (7E22008-08) Soil									
% Moisture	13.0	0.1	%	1	EE72301	05/22/07	05/23/07	% calculation	
S/P -2 Grid 5 (7E22008-09) Soil									
% Moisture	14.7	0.1	%	1	EE72301	05/22/07	05/23/07	% calculation	
S/P -2 Grid 6 (7E22008-10) Soil									
% Moisture	13.8	0.1	%	1	EE72301	05/22/07	05/23/07	% calculation	

Environmental Lab of Texas

A Xenco Laboratories Company

The results in this report apply to the samples analyzed in accordance with the samples received in the laboratory. This analytical report must be reproduced in its entirety, with written approval of Environmental Lab of Texas.

Page 17 of 32

Plains All American EH & S
1301 S. County Road 1150
Midland TX, 79706-4476

Project: Frisco Skelly
Project Number: 2004-00196
Project Manager: Camille Reynolds

Fax: (432) 687-4914

General Chemistry Parameters by EPA / Standard Methods
Environmental Lab of Texas

Analyte	Result	Reporting Limit	Units	Dilution	Batch	Prepared	Analyzed	Method	Notes
S/P -2 Grid 7 (7E22008-11) Soil									
% Moisture	14.6	0.1	%	1	EE72301	05/22/07	05/23/07	% calculation	
S/P -2 Grid 8 (7E22008-12) Soil									
% Moisture	14.7	0.1	%	1	EE72301	05/22/07	05/23/07	% calculation	
S/P -2 Grid 9 (7E22008-13) Soil									
% Moisture	9.1	0.1	%	1	EE72301	05/22/07	05/23/07	% calculation	
S/P -2 Grid 10 (7E22008-14) Soil									
% Moisture	13.2	0.1	%	1	EE72301	05/22/07	05/23/07	% calculation	
S/P -2 Grid 11 (7E22008-15) Soil									
% Moisture	12.7	0.1	%	1	EE72301	05/22/07	05/23/07	% calculation	
S/P -2 Grid 12 (7E22008-16) Soil									
% Moisture	13.6	0.1	%	1	EE72301	05/22/07	05/23/07	% calculation	
S/P -2 Grid 13 (7E22008-17) Soil									
% Moisture	14.2	0.1	%	1	EE72301	05/22/07	05/23/07	% calculation	
S/P -2 Grid 14 (7E22008-18) Soil									
% Moisture	12.3	0.1	%	1	EE72301	05/22/07	05/23/07	% calculation	
S/P -2 Grid 15 (7E22008-19) Soil									
% Moisture	16.1	0.1	%	1	EE72301	05/22/07	05/23/07	% calculation	
S/P -2 Grid 16 (7E22008-20) Soil									
% Moisture	13.7	0.1	%	1	EE72301	05/22/07	05/23/07	% calculation	
S/P -2 Grid 17 (7E22008-21) Soil									
% Moisture	15.2	0.1	%	1	EE72301	05/22/07	05/23/07	% calculation	

Environmental Lab of Texas

A Xenco Laboratories Company

The results in this report apply to the samples analyzed in accordance with the samples received in the laboratory. This analytical report must be reproduced in its entirety, with written approval of Environmental Lab of Texas.

Page 18 of 32

Plains All American EH & S
1301 S. County Road 1150
Midland TX, 79706-4476

Project: Frisco Skelly
Project Number: 2004-00196
Project Manager: Camille Reynolds

Fax: (432) 687-4914

General Chemistry Parameters by EPA / Standard Methods
Environmental Lab of Texas

Analyte	Result	Reporting Limit	Units	Dilution	Batch	Prepared	Analyzed	Method	Notes
S/P -3 Grid 1 (7E22008-22) Soil									
Chloride	176	10.0	mg/kg	20	EE72501	05/25/07	05/25/07	EPA 300.0	
% Moisture	10.9	0.1	%	1	EE72301	05/22/07	05/23/07	% calculation	
S/P -3 Grid 2 (7E22008-23) Soil									
% Moisture	9.8	0.1	%	1	EE72403	05/23/07	05/23/07	% calculation	
S/P -3 Grid 3 (7E22008-24) Soil									
% Moisture	10.6	0.1	%	1	EE72403	05/23/07	05/23/07	% calculation	
S/P -3 Grid 4 (7E22008-25) Soil									
% Moisture	14.6	0.1	%	1	EE72403	05/23/07	05/23/07	% calculation	
S/P -3 Grid 5 (7E22008-26) Soil									
% Moisture	15.0	0.1	%	1	EE72403	05/23/07	05/23/07	% calculation	
S/P -3 Grid 6 (7E22008-27) Soil									
% Moisture	14.1	0.1	%	1	EE72403	05/23/07	05/23/07	% calculation	
S/P -4 Grid 1 (7E22008-28) Soil									
Chloride	985	25.0	mg/kg	50	EE72502	05/25/07	05/25/07	EPA 300.0	
% Moisture	13.7	0.1	%	1	EE72403	05/23/07	05/23/07	% calculation	
S/P -4 Grid 2 (7E22008-29) Soil									
% Moisture	13.7	0.1	%	1	EE72403	05/23/07	05/23/07	% calculation	
S/P -4 Grid 3 (7E22008-30) Soil									
% Moisture	15.1	0.1	%	1	EE72403	05/23/07	05/23/07	% calculation	
S/P -4 Grid 4 (7E22008-31) Soil									
% Moisture	14.6	0.1	%	1	EE72403	05/23/07	05/23/07	% calculation	

Environmental Lab of Texas

A Xenco Laboratories Company

The results in this report apply to the samples analyzed in accordance with the samples received in the laboratory. This analytical report must be reproduced in its entirety, with written approval of Environmental Lab of Texas.

Page 19 of 32

Plains All American EH & S
1301 S. County Road 1150
Midland TX, 79706-4476

Project: Frisco Skelly
Project Number: 2004-00196
Project Manager: Camille Reynolds

Fax: (432) 687-4914

General Chemistry Parameters by EPA / Standard Methods
Environmental Lab of Texas

Analyte	Result	Reporting Limit	Units	Dilution	Batch	Prepared	Analyzed	Method	Notes
S/P -4 Grid 5 (7E22008-32) Soil									
% Moisture	15.7	0.1	%	1	EE72403	05/23/07	05/23/07	% calculation	
S/P -5 Grid 1 (7E22008-33) Soil									
Chloride	17.9	5.00	mg/kg	10	EE72502	05/25/07	05/25/07	EPA 300.0	
% Moisture	8.7	0.1	%	1	EE72403	05/23/07	05/23/07	% calculation	

Environmental Lab of Texas

A Xenco Laboratories Company

The results in this report apply to the samples analyzed in accordance with the samples received in the laboratory. This analytical report must be reproduced in its entirety, with written approval of Environmental Lab of Texas.

Page 20 of 32

Plains All American EH & S
1301 S. County Road 1150
Midland TX, 79706-4476

Project: Frisco Skelly
Project Number: 2004-00196
Project Manager: Camille Reynolds

Fax: (432) 687-4914

Organics by GC - Quality Control
Environmental Lab of Texas

Analyte	Result	Reporting Limit	Units	Spike Level	Source Result	%REC	%REC Limits	RPD	RPD Limit	Notes
---------	--------	--------------------	-------	----------------	------------------	------	----------------	-----	--------------	-------

Batch EE72304 - Solvent Extraction (GC)

Blank (EE72304-BLK1)

Prepared & Analyzed: 05/23/07

Carbon Ranges C6-C12	ND	10.0	mg/kg wet							
Carbon Ranges C12-C28	ND	10.0	"							
Carbon Ranges C28-C35	ND	10.0	"							
Total Hydrocarbons	ND	10.0	"							
Surrogate: 1-Chlorooctane	45.0		mg/kg	50.0		90.0	70-130			
Surrogate: 1-Chlorooctadecane	47.7		"	50.0		95.4	70-130			

LCS (EE72304-BS1)

Prepared & Analyzed: 05/23/07

Carbon Ranges C6-C12	542	10.0	mg/kg wet	500		108	75-125			
Carbon Ranges C12-C28	430	10.0	"	500		86.0	75-125			
Carbon Ranges C28-C35	ND	10.0	"	0.00			75-125			
Total Hydrocarbons	972	10.0	"	1000		97.2	75-125			
Surrogate: 1-Chlorooctane	57.5		mg/kg	50.0		115	70-130			
Surrogate: 1-Chlorooctadecane	49.6		"	50.0		99.2	70-130			

Calibration Check (EE72304-CCV1)

Prepared: 05/23/07 Analyzed: 05/24/07

Carbon Ranges C6-C12	225		mg/kg	250		90.0	80-120			
Carbon Ranges C12-C28	200		"	250		80.0	80-120			
Total Hydrocarbons	426		"	500		85.2	80-120			
Surrogate: 1-Chlorooctane	54.3		"	50.0		109	70-130			
Surrogate: 1-Chlorooctadecane	39.2		"	50.0		78.4	70-130			

Matrix Spike (EE72304-MS1)

Source: 7E21008-01

Prepared: 05/23/07 Analyzed: 05/24/07

Carbon Ranges C6-C12	585	10.0	mg/kg dry	531	ND	110	75-125			
Carbon Ranges C12-C28	442	10.0	"	531	ND	83.2	75-125			
Carbon Ranges C28-C35	ND	10.0	"	0.00	ND		75-125			
Total Hydrocarbons	1030	10.0	"	1060	ND	97.2	75-125			
Surrogate: 1-Chlorooctane	54.8		mg/kg	50.0		110	70-130			
Surrogate: 1-Chlorooctadecane	36.9		"	50.0		73.8	70-130			

Environmental Lab of Texas

A Xenco Laboratories Company

The results in this report apply to the samples analyzed in accordance with the samples received in the laboratory. This analytical report must be reproduced in its entirety, with written approval of Environmental Lab of Texas.

Page 21 of 32

Plains All American EH & S
1301 S. County Road 1150
Midland TX, 79706-4476

Project: Frisco Skelly
Project Number: 2004-00196
Project Manager: Camille Reynolds

Fax: (432) 687-4914

Organics by GC - Quality Control
Environmental Lab of Texas

Analyte	Result	Reporting Limit	Units	Spike Level	Source Result	%REC	%REC Limits	RPD	RPD Limit	Notes
---------	--------	--------------------	-------	----------------	------------------	------	----------------	-----	--------------	-------

Batch EE72304 - Solvent Extraction (GC)

Matrix Spike Dup (EE72304-MSD1)

Source: 7E21008-01

Prepared: 05/23/07 Analyzed: 05/24/07

Carbon Ranges C6-C12	570	10.0	mg/kg dry	531	ND	107	75-125	2.76	20	
Carbon Ranges C12-C28	451	10.0	"	531	ND	84.9	75-125	2.02	20	
Carbon Ranges C28-C35	ND	10.0	"	0.00	ND		75-125		20	
Total Hydrocarbons	1020	10.0	"	1060	ND	96.2	75-125	1.03	20	
Surrogate: 1-Chlorooctane	56.2		mg/kg	50.0		112	70-130			
Surrogate: 1-Chlorooctadecane	37.4		"	50.0		74.8	70-130			

Batch EE72306 - Solvent Extraction (GC)

Blank (EE72306-BLK1)

Prepared: 05/23/07 Analyzed: 05/24/07

Carbon Ranges C6-C12	ND	10.0	mg/kg wet							
Carbon Ranges C12-C28	ND	10.0	"							
Carbon Ranges C28-C35	ND	10.0	"							
Total Hydrocarbons	ND	10.0	"							
Surrogate: 1-Chlorooctane	37.7		mg/kg	50.0		75.4	70-130			
Surrogate: 1-Chlorooctadecane	46.7		"	50.0		93.4	70-130			

LCS (EE72306-BS1)

Prepared: 05/23/07 Analyzed: 05/24/07

Carbon Ranges C6-C12	543	10.0	mg/kg wet	500		109	75-125			
Carbon Ranges C12-C28	392	10.0	"	500		78.4	75-125			
Carbon Ranges C28-C35	ND	10.0	"	0.00			75-125			
Total Hydrocarbons	935	10.0	"	1000		93.5	75-125			
Surrogate: 1-Chlorooctane	57.7		mg/kg	50.0		115	70-130			
Surrogate: 1-Chlorooctadecane	56.7		"	50.0		113	70-130			

Calibration Check (EE72306-CCV1)

Prepared & Analyzed: 05/23/07

Carbon Ranges C6-C12	220		mg/kg wet				80-120			
Carbon Ranges C12-C28	232		"				80-120			
Total Hydrocarbons	452		"				80-120			
Surrogate: 1-Chlorooctane	55.7		mg/kg	50.0		111	70-130			
Surrogate: 1-Chlorooctadecane	54.7		"	50.0		109	70-130			

Environmental Lab of Texas

A Xenco Laboratories Company

The results in this report apply to the samples analyzed in accordance with the samples received in the laboratory. This analytical report must be reproduced in its entirety, with written approval of Environmental Lab of Texas.

Page 22 of 32

Plains All American EH & S
1301 S. County Road 1150
Midland TX, 79706-4476

Project: Frisco Skelly
Project Number: 2004-00196
Project Manager: Camille Reynolds

Fax: (432) 687-4914

Organics by GC - Quality Control
Environmental Lab of Texas

Analyte	Result	Reporting Limit	Units	Spike Level	Source Result	%REC	%REC Limits	RPD	RPD Limit	Notes
---------	--------	--------------------	-------	----------------	------------------	------	----------------	-----	--------------	-------

Batch EE72306 - Solvent Extraction (GC)

Matrix Spike (EE72306-MS1)

Source: 7E24005-01

Prepared: 05/23/07 Analyzed: 05/25/07

Carbon Ranges C6-C12	591	10.0	mg/kg dry	541	ND	109	75-125			
Carbon Ranges C12-C28	438	10.0	"	541	ND	81.0	75-125			
Carbon Ranges C28-C35	ND	10.0	"	0.00	ND		75-125			
Total Hydrocarbons	1030	10.0	"	1080	ND	95.4	75-125			
Surrogate: 1-Chlorooctane	57.7		mg/kg	50.0		115	70-130			
Surrogate: 1-Chlorooctadecane	52.5		"	50.0		105	70-130			

Matrix Spike Dup (EE72306-MSD1)

Source: 7E24005-01

Prepared: 05/23/07 Analyzed: 05/25/07

Carbon Ranges C6-C12	629	10.0	mg/kg dry	541	ND	116	75-125	6.22	20	
Carbon Ranges C12-C28	433	10.0	"	541	ND	80.0	75-125	1.24	20	
Carbon Ranges C28-C35	ND	10.0	"	0.00	ND		75-125		20	
Total Hydrocarbons	1060	10.0	"	1080	ND	98.1	75-125	2.79	20	
Surrogate: 1-Chlorooctane	60.3		mg/kg	50.0		121	70-130			
Surrogate: 1-Chlorooctadecane	56.5		"	50.0		113	70-130			

Batch EE72318 - Solvent Extraction (GC)

Blank (EE72318-BLK1)

Prepared & Analyzed: 05/23/07

Carbon Ranges C6-C12	ND	10.0	mg/kg wet							
Carbon Ranges C12-C28	ND	10.0	"							
Carbon Ranges C28-C35	ND	10.0	"							
Total Hydrocarbons	ND	10.0	"							
Surrogate: 1-Chlorooctane	36.5		mg/kg	50.0		73.0	70-130			
Surrogate: 1-Chlorooctadecane	45.7		"	50.0		91.4	70-130			

LCS (EE72318-BS1)

Prepared & Analyzed: 05/23/07

Carbon Ranges C6-C12	524	10.0	mg/kg wet	500		105	75-125			
Carbon Ranges C12-C28	418	10.0	"	500		83.6	75-125			
Carbon Ranges C28-C35	ND	10.0	"	0.00			75-125			
Total Hydrocarbons	942	10.0	"	1000		94.2	75-125			
Surrogate: 1-Chlorooctane	52.5		mg/kg	50.0		105	70-130			
Surrogate: 1-Chlorooctadecane	41.1		"	50.0		82.2	70-130			

Environmental Lab of Texas

The results in this report apply to the samples analyzed in accordance with the samples received in the laboratory. This analytical report must be reproduced in its entirety, with written approval of Environmental Lab of Texas.

A Xenco Laboratories Company

Plains All American EH & S
1301 S. County Road 1150
Midland TX, 79706-4476

Project: Frisco Skelly
Project Number: 2004-00196
Project Manager: Camille Reynolds

Fax: (432) 687-4914

Organics by GC - Quality Control
Environmental Lab of Texas

Analyte	Result	Reporting Limit	Units	Spike Level	Source Result	%REC	%REC Limits	RPD	RPD Limit	Notes
---------	--------	--------------------	-------	----------------	------------------	------	----------------	-----	--------------	-------

Batch EE72318 - Solvent Extraction (GC)

Calibration Check (EE72318-CCV1)

Prepared: 05/23/07 Analyzed: 05/24/07

Carbon Ranges C6-C12	259		mg/kg	250		104	80-120			
Carbon Ranges C12-C28	280		"	250		112	80-120			
Total Hydrocarbons	539		"	500		108	80-120			
Surrogate: 1-Chlorooctane	39.7		"	50.0		79.4	70-130			
Surrogate: 1-Chlorooctadecane	45.3		"	50.0		90.6	70-130			

Matrix Spike (EE72318-MS1)

Source: 7E22008-22

Prepared: 05/23/07 Analyzed: 05/24/07

Carbon Ranges C6-C12	590	10.0	mg/kg dry	561	ND	105	75-125			
Carbon Ranges C12-C28	477	10.0	"	561	11.7	82.9	75-125			
Carbon Ranges C28-C35	ND	10.0	"	0.00	ND		75-125			
Total Hydrocarbons	1070	10.0	"	1120	11.7	94.5	75-125			
Surrogate: 1-Chlorooctane	44.2		mg/kg	50.0		88.4	70-130			
Surrogate: 1-Chlorooctadecane	42.4		"	50.0		84.8	70-130			

Matrix Spike Dup (EE72318-MSD1)

Source: 7E22008-22

Prepared: 05/23/07 Analyzed: 05/24/07

Carbon Ranges C6-C12	592	10.0	mg/kg dry	561	ND	106	75-125	0.948	20	
Carbon Ranges C12-C28	475	10.0	"	561	11.7	82.6	75-125	0.363	20	
Carbon Ranges C28-C35	ND	10.0	"	0.00	ND		75-125		20	
Total Hydrocarbons	1070	10.0	"	1120	11.7	94.5	75-125	0.00	20	
Surrogate: 1-Chlorooctane	44.4		mg/kg	50.0		88.8	70-130			
Surrogate: 1-Chlorooctadecane	42.7		"	50.0		85.4	70-130			

Batch EE72401 - EPA 5030C (GC)

Blank (EE72401-BLK1)

Prepared & Analyzed: 05/24/07

Benzene	ND	0.00100	mg/kg wet							
Toluene	ND	0.00100	"							
Ethylbenzene	ND	0.00100	"							
Xylene (p/m)	ND	0.00100	"							
Xylene (o)	ND	0.00100	"							
Surrogate: a,a,a-Trifluorotoluene	52.5		ug/kg	50.0		105	75-125			
Surrogate: 4-Bromofluorobenzene	53.3		"	50.0		107	75-125			

Environmental Lab of Texas

A Xenco Laboratories Company

The results in this report apply to the samples analyzed in accordance with the samples received in the laboratory. This analytical report must be reproduced in its entirety, with written approval of Environmental Lab of Texas.

Page 24 of 32

Plains All American EH & S
1301 S. County Road 1150
Midland TX, 79706-4476

Project: Frisco Skelly
Project Number: 2004-00196
Project Manager: Camille Reynolds

Fax: (432) 687-4914

Organics by GC - Quality Control
Environmental Lab of Texas

Analyte	Result	Reporting Limit	Units	Spike Level	Source Result	%REC	%REC Limits	RPD	RPD Limit	Notes
---------	--------	--------------------	-------	----------------	------------------	------	----------------	-----	--------------	-------

Batch EE72401 - EPA 5030C (GC)

LCS (EE72401-BS1)

Prepared & Analyzed: 05/24/07

Benzene	0.0539	0.00100	mg/kg wet	0.0500		108	80-120			
Toluene	0.0579	0.00100	"	0.0500		116	80-120			
Ethylbenzene	0.0578	0.00100	"	0.0500		116	80-120			
Xylene (p/m)	0.115	0.00100	"	0.100		115	80-120			
Xylene (o)	0.0602	0.00100	"	0.0500		120	80-120			
Surrogate: a,a,a-Trifluorotoluene	49.9		ug/kg	50.0		99.8	75-125			
Surrogate: 4-Bromofluorobenzene	56.8		"	50.0		114	75-125			

Calibration Check (EE72401-CCV1)

Prepared: 05/24/07 Analyzed: 05/25/07

Benzene	0.0486		mg/kg wet	0.0500		97.2	80-120			
Toluene	0.0485		"	0.0500		97.0	80-120			
Ethylbenzene	0.0424		"	0.0500		84.8	80-120			
Xylene (p/m)	0.0811		"	0.100		81.1	80-120			
Xylene (o)	0.0421		"	0.0500		84.2	80-120			
Surrogate: a,a,a-Trifluorotoluene	55.8		ug/kg	50.0		112	75-125			
Surrogate: 4-Bromofluorobenzene	54.8		"	50.0		110	75-125			

Matrix Spike (EE72401-MS1)

Source: 7E22008-03

Prepared & Analyzed: 05/24/07

Benzene	0.104	0.00200	mg/kg dry	0.119	ND	87.4	80-120			
Toluene	0.102	0.00200	"	0.119	ND	85.7	80-120			
Ethylbenzene	0.0981	0.00200	"	0.119	ND	82.4	80-120			
Xylene (p/m)	0.191	0.00200	"	0.238	ND	80.3	80-120			
Xylene (o)	0.0978	0.00200	"	0.119	ND	82.2	80-120			
Surrogate: a,a,a-Trifluorotoluene	37.7		ug/kg	50.0		75.4	75-125			
Surrogate: 4-Bromofluorobenzene	39.8		"	50.0		79.6	75-125			

Matrix Spike Dup (EE72401-MSD1)

Source: 7E22008-03

Prepared & Analyzed: 05/24/07

Benzene	0.0997	0.00200	mg/kg dry	0.119	ND	83.8	80-120	4.21	20	
Toluene	0.101	0.00200	"	0.119	ND	84.9	80-120	0.938	20	
Ethylbenzene	0.0997	0.00200	"	0.119	ND	83.8	80-120	1.68	20	
Xylene (p/m)	0.193	0.00200	"	0.238	ND	81.1	80-120	0.991	20	
Xylene (o)	0.0991	0.00200	"	0.119	ND	83.3	80-120	1.33	20	
Surrogate: a,a,a-Trifluorotoluene	39.0		ug/kg	50.0		78.0	75-125			
Surrogate: 4-Bromofluorobenzene	40.4		"	50.0		80.8	75-125			

Environmental Lab of Texas

A Xenco Laboratories Company

The results in this report apply to the samples analyzed in accordance with the samples received in the laboratory. This analytical report must be reproduced in its entirety, with written approval of Environmental Lab of Texas.

Page 25 of 32

Plains All American EH & S
1301 S. County Road 1150
Midland TX, 79706-4476

Project: Frisco Skelly
Project Number: 2004-00196
Project Manager: Camille Reynolds

Fax: (432) 687-4914

Organics by GC - Quality Control
Environmental Lab of Texas

Analyte	Result	Reporting Limit	Units	Spike Level	Source Result	%REC	%REC Limits	RPD	RPD Limit	Notes
Batch EE72402 - EPA 5030C (GC)										
Blank (EE72402-BLK1)										
Prepared: 05/24/07 Analyzed: 05/25/07										
Benzene	ND	0.00100	mg/kg wet							
Toluene	ND	0.00100	"							
Ethylbenzene	ND	0.00100	"							
Xylene (p/m)	ND	0.00100	"							
Xylene (o)	ND	0.00100	"							
Surrogate: a,a,a-Trifluorotoluene	52.9		ug/kg	50.0		106	75-125			
Surrogate: 4-Bromofluorobenzene	53.0		"	50.0		106	75-125			
LCS (EE72402-BS1)										
Prepared & Analyzed: 05/24/07										
Benzene	0.0542	0.00100	mg/kg wet	0.0500		108	80-120			
Toluene	0.0575	0.00100	"	0.0500		115	80-120			
Ethylbenzene	0.0570	0.00100	"	0.0500		114	80-120			
Xylene (p/m)	0.112	0.00100	"	0.100		112	80-120			
Xylene (o)	0.0598	0.00100	"	0.0500		120	80-120			
Surrogate: a,a,a-Trifluorotoluene	54.3		ug/kg	50.0		109	75-125			
Surrogate: 4-Bromofluorobenzene	56.2		"	50.0		112	75-125			
Calibration Check (EE72402-CCV1)										
Prepared: 05/24/07 Analyzed: 05/29/07										
Benzene	0.0510		mg/kg wet	0.0500		102	80-120			
Toluene	0.0540		"	0.0500		108	80-120			
Ethylbenzene	0.0539		"	0.0500		108	80-120			
Xylene (p/m)	0.108		"	0.100		108	80-120			
Xylene (o)	0.0561		"	0.0500		112	80-120			
Surrogate: a,a,a-Trifluorotoluene	50.4		ug/kg	50.0		101	75-125			
Surrogate: 4-Bromofluorobenzene	53.2		"	50.0		106	75-125			
Matrix Spike (EE72402-MS1)										
Source: 7E22008-20 Prepared: 05/24/07 Analyzed: 05/25/07										
Benzene	0.126	0.00200	mg/kg dry	0.116	ND	109	80-120			
Toluene	0.131	0.00200	"	0.116	ND	113	80-120			
Ethylbenzene	0.129	0.00200	"	0.116	ND	111	80-120			
Xylene (p/m)	0.254	0.00200	"	0.232	ND	109	80-120			
Xylene (o)	0.136	0.00200	"	0.116	ND	117	80-120			
Surrogate: a,a,a-Trifluorotoluene	56.0		ug/kg	50.0		112	75-125			
Surrogate: 4-Bromofluorobenzene	55.4		"	50.0		111	75-125			

Environmental Lab of Texas

A Xenco Laboratories Company

The results in this report apply to the samples analyzed in accordance with the samples received in the laboratory. This analytical report must be reproduced in its entirety, with written approval of Environmental Lab of Texas.

Page 26 of 32

Plains All American EH & S
1301 S. County Road 1150
Midland TX, 79706-4476

Project: Frisco Skelly
Project Number: 2004-00196
Project Manager: Camille Reynolds

Fax: (432) 687-4914

Organics by GC - Quality Control
Environmental Lab of Texas

Analyte	Result	Reporting Limit	Units	Spike Level	Source Result	%REC	%REC Limits	RPD	RPD Limit	Notes
---------	--------	--------------------	-------	----------------	------------------	------	----------------	-----	--------------	-------

Batch EE72402 - EPA 5030C (GC)

Matrix Spike Dup (EE72402-MSD1)

Source: 7E22008-20

Prepared: 05/24/07 Analyzed: 05/25/07

Benzene	0.108	0.00200	mg/kg dry	0.116	ND	93.1	80-120	15.7	20	
Toluene	0.115	0.00200	"	0.116	ND	99.1	80-120	13.1	20	
Ethylbenzene	0.115	0.00200	"	0.116	ND	99.1	80-120	11.3	20	
Xylene (p/m)	0.225	0.00200	"	0.232	ND	97.0	80-120	11.7	20	
Xylene (o)	0.120	0.00200	"	0.116	ND	103	80-120	12.7	20	
Surrogate: a,a,a-Trifluorotoluene	49.0		ug/kg	50.0		98.0	75-125			
Surrogate: 4-Bromofluorobenzene	48.2		"	50.0		96.4	75-125			

Batch EE72405 - Solvent Extraction (GC)

Blank (EE72405-BLK1)

Prepared & Analyzed: 05/24/07

Carbon Ranges C6-C12	ND	10.0	mg/kg wet							
Carbon Ranges C12-C28	ND	10.0	"							
Carbon Ranges C28-C35	ND	10.0	"							
Total Hydrocarbons	ND	10.0	"							
Surrogate: 1-Chlorooctane	52.6		mg/kg	50.0		105	70-130			
Surrogate: 1-Chlorooctadecane	51.2		"	50.0		102	70-130			

LCS (EE72405-BS1)

Prepared & Analyzed: 05/24/07

Carbon Ranges C6-C12	568	10.0	mg/kg wet	500		114	75-125			
Carbon Ranges C12-C28	401	10.0	"	500		80.2	75-125			
Carbon Ranges C28-C35	ND	10.0	"	0.00			75-125			
Total Hydrocarbons	969	10.0	"	1000		96.9	75-125			
Surrogate: 1-Chlorooctane	60.4		mg/kg	50.0		121	70-130			
Surrogate: 1-Chlorooctadecane	59.4		"	50.0		119	70-130			

Calibration Check (EE72405-CCV1)

Prepared & Analyzed: 05/24/07

Carbon Ranges C6-C12	218		mg/kg	250		87.2	80-120			
Carbon Ranges C28-C35	0.00		"	0.00			80-120			
Total Hydrocarbons	425		"	500		85.0	80-120			
Surrogate: 1-Chlorooctane	54.8		"	50.0		110	70-130			
Surrogate: 1-Chlorooctadecane	52.4		"	50.0		105	70-130			

Environmental Lab of Texas

A Xenco Laboratories Company

The results in this report apply to the samples analyzed in accordance with the samples received in the laboratory. This analytical report must be reproduced in its entirety, with written approval of Environmental Lab of Texas.

Page 27 of 32

Plains All American EH & S
1301 S. County Road 1150
Midland TX, 79706-4476

Project: Frisco Skelly
Project Number: 2004-00196
Project Manager: Camille Reynolds

Fax: (432) 687-4914

Organics by GC - Quality Control
Environmental Lab of Texas

Analyte	Result	Reporting Limit	Units	Spike Level	Source Result	%REC	%REC Limits	RPD	RPD Limit	Notes
---------	--------	--------------------	-------	----------------	------------------	------	----------------	-----	--------------	-------

Batch EE72405 - Solvent Extraction (GC)

Matrix Spike (EE72405-MS1)		Source: 7E22008-05			Prepared & Analyzed: 05/24/07					
Carbon Ranges C6-C12	631	10.0	mg/kg dry	569	ND	111	75-125			
Carbon Ranges C12-C28	488	10.0	"	569	ND	85.8	75-125			
Carbon Ranges C28-C35	ND	10.0	"	0.00	ND		75-125			
Total Hydrocarbons	1120	10.0	"	1140	ND	98.2	75-125			
Surrogate: 1-Chlorooctane	58.3		mg/kg	50.0		117	70-130			
Surrogate: 1-Chlorooctadecane	54.6		"	50.0		109	70-130			

Matrix Spike Dup (EE72405-MSD1)		Source: 7E22008-05			Prepared & Analyzed: 05/24/07					
Carbon Ranges C6-C12	630	10.0	mg/kg dry	569	ND	111	75-125	0.00	20	
Carbon Ranges C12-C28	466	10.0	"	569	ND	81.9	75-125	4.65	20	
Carbon Ranges C28-C35	ND	10.0	"	0.00	ND		75-125		20	
Total Hydrocarbons	1100	10.0	"	1140	ND	96.5	75-125	1.75	20	
Surrogate: 1-Chlorooctane	58.1		mg/kg	50.0		116	70-130			
Surrogate: 1-Chlorooctadecane	53.3		"	50.0		107	70-130			

Environmental Lab of Texas

A Xenco Laboratories Company

The results in this report apply to the samples analyzed in accordance with the samples received in the laboratory. This analytical report must be reproduced in its entirety, with written approval of Environmental Lab of Texas.

Page 28 of 32

Plains All American EH & S
1301 S. County Road 1150
Midland TX, 79706-4476

Project: Frisco Skelly
Project Number: 2004-00196
Project Manager: Camille Reynolds

Fax: (432) 687-4914

General Chemistry Parameters by EPA / Standard Methods - Quality Control
Environmental Lab of Texas

Analyte	Result	Reporting Limit	Units	Spike Level	Source Result	%REC	%REC Limits	RPD	RPD Limit	Notes
---------	--------	--------------------	-------	----------------	------------------	------	----------------	-----	--------------	-------

Batch EE/72301 - General Preparation (Prep)

Blank (EE72301-BLK1) Prepared: 05/22/07 Analyzed: 05/23/07

% Solids 99.9 %

Duplicate (EE72301-DUP1) Source: 7E22003-01 Prepared: 05/22/07 Analyzed: 05/23/07

% Solids 82.7 % 82.2 0.606 20

Duplicate (EE72301-DUP2) Source: 7E22006-01 Prepared: 05/22/07 Analyzed: 05/23/07

% Solids 90.4 % 90.5 0.111 20

Duplicate (EE72301-DUP3) Source: 7E22008-18 Prepared: 05/22/07 Analyzed: 05/23/07

% Solids 86.7 % 87.7 1.15 20

Batch EE/72403 - General Preparation (Prep)

Blank (EE72403-BLK1) Prepared & Analyzed: 05/23/07

% Solids 100 %

Duplicate (EE72403-DUP1) Source: 7E22008-23 Prepared & Analyzed: 05/23/07

% Solids 90.2 % 90.2 0.00 20

Duplicate (EE72403-DUP2) Source: 7E23001-10 Prepared & Analyzed: 05/23/07

% Solids 86.7 % 87.4 0.804 20

Duplicate (EE72403-DUP3) Source: 7E23008-03 Prepared & Analyzed: 05/23/07

% Solids 86.0 % 82.0 4.76 20

Batch EE72501 - General Preparation (WetChem)

Blank (EE72501-BLK1) Prepared & Analyzed: 05/25/07

Chloride ND 0.500 mg/kg

Environmental Lab of Texas

A Xenco Laboratories Company

The results in this report apply to the samples analyzed in accordance with the samples received in the laboratory. This analytical report must be reproduced in its entirety, with written approval of Environmental Lab of Texas.

Page 29 of 32

Plains All American EH & S
1301 S. County Road 1150
Midland TX, 79706-4476

Project: Frisco Skelly
Project Number: 2004-00196
Project Manager: Camille Reynolds

Fax: (432) 687-4914

General Chemistry Parameters by EPA / Standard Methods - Quality Control
Environmental Lab of Texas

Analyte	Result	Reporting Limit	Units	Spike Level	Source Result	%REC	%REC Limits	RPD	RPD Limit	Notes
---------	--------	--------------------	-------	----------------	------------------	------	----------------	-----	--------------	-------

Batch EE72501 - General Preparation (WetChem)

LCS (EE72501-BS1)

Prepared & Analyzed: 05/25/07

Chloride	10.0	0.500	mg/kg	10.0		100	80-120			
----------	------	-------	-------	------	--	-----	--------	--	--	--

Calibration Check (EE72501-CCV1)

Prepared & Analyzed: 05/25/07

Chloride	8.52		mg/kg	10.0		85.2	80-120			
----------	------	--	-------	------	--	------	--------	--	--	--

Duplicate (EE72501-DUP1)

Source: 7E24005-01

Prepared & Analyzed: 05/25/07

Chloride	10.8	20.0	mg/kg		9.10			17.1	20	J
----------	------	------	-------	--	------	--	--	------	----	---

Duplicate (EE72501-DUP2)

Source: 7E22004-01

Prepared & Analyzed: 05/25/07

Chloride	704	10.0	mg/kg		699			0.713	20	
----------	-----	------	-------	--	-----	--	--	-------	----	--

Matrix Spike (EE72501-MS1)

Source: 7E24005-01

Prepared & Analyzed: 05/25/07

Chloride	410	20.0	mg/kg	400	9.10	100	80-120			
----------	-----	------	-------	-----	------	-----	--------	--	--	--

Matrix Spike (EE72501-MS2)

Source: 7E22004-01

Prepared & Analyzed: 05/25/07

Chloride	867	10.0	mg/kg	200	699	84.0	80-120			
----------	-----	------	-------	-----	-----	------	--------	--	--	--

Batch EE72502 - General Preparation (WetChem)

Blank (EE72502-BLK1)

Prepared & Analyzed: 05/25/07

Chloride	ND	0.500	mg/kg							
----------	----	-------	-------	--	--	--	--	--	--	--

LCS (EE72502-BS1)

Prepared & Analyzed: 05/25/07

Chloride	9.54	0.500	mg/kg	10.0		95.4	80-120			
----------	------	-------	-------	------	--	------	--------	--	--	--

Calibration Check (EE72502-CCV1)

Prepared & Analyzed: 05/25/07

Chloride	8.28		mg/kg	10.0		82.8	80-120			
----------	------	--	-------	------	--	------	--------	--	--	--

Environmental Lab of Texas

A Xenco Laboratories Company

The results in this report apply to the samples analyzed in accordance with the samples received in the laboratory. This analytical report must be reproduced in its entirety, with written approval of Environmental Lab of Texas.

Plains All American EH & S
1301 S. County Road 1150
Midland TX, 79706-4476

Project: Frisco Skelly
Project Number: 2004-00196
Project Manager: Camille Reynolds

Fax: (432) 687-4914

General Chemistry Parameters by EPA / Standard Methods - Quality Control
Environmental Lab of Texas

Analyte	Result	Reporting Limit	Units	Spike Level	Source Result	%REC	%REC Limits	RPD	RPD Limit	Notes
Batch EE72502 - General Preparation (WetChem)										
Duplicate (EE72502-DUP1)		Source: 7E23003-02		Prepared & Analyzed: 05/25/07						
Chloride	985	25.0	mg/kg		946			4.04	20	
Matrix Spike (EE72502-MS1)		Source: 7E23003-02		Prepared & Analyzed: 05/25/07						
Chloride	1640	25.0	mg/kg	500	946	139	80-120			QM-10

Environmental Lab of Texas

A Xenco Laboratories Company

The results in this report apply to the samples analyzed in accordance with the samples received in the laboratory. This analytical report must be reproduced in its entirety, with written approval of Environmental Lab of Texas.

Page 31 of 32

Plains All American EH & S
1301 S. County Road 1150
Midland TX, 79706-4476

Project: Frisco Skelly
Project Number: 2004-00196
Project Manager: Camille Reynolds

Fax: (432) 687-4914

Notes and Definitions

S-04 The surrogate recovery for this sample is outside of established control limits due to a sample matrix effect.

QM-10 LCS/LCSD were analyzed in place of MS/MSD.

J Detected but below the Reporting Limit; therefore, result is an estimated concentration (CLP J-Flag).

DET Analyte DETECTED

ND Analyte NOT DETECTED at or above the reporting limit

NR Not Reported

dry Sample results reported on a dry weight basis

RPD Relative Percent Difference

LCS Laboratory Control Spike

MS Matrix Spike

Dup Duplicate

Report Approved By: 

Date: 5/29/2007

Brent Barron, Laboratory Director/Corp. Technical Director
Celey D. Keene, Org. Tech Director
Raland K. Tuttle, Laboratory Consultant

James Mathis, QA/QC Officer
Jeanne Mc Murrey, Inorg. Tech Director

This material is intended only for the use of the individual (s) or entity to whom it is addressed, and may contain information that is privileged and confidential.

If you have received this material in error, please notify us immediately at 432-563-1800.

Environmental Lab of Texas

A Xenco Laboratories Company

The results in this report apply to the samples analyzed in accordance with the samples received in the laboratory. This analytical report must be reproduced in its entirety, with written approval of Environmental Lab of Texas.

Page 32 of 32

CHAIN OF CUSTODY RECORD AND ANALYSIS REQUEST

12600 West I-20 East
Odessa, Texas 79765
Phone: 432-563-1800
Fax: 432-563-1713

Project Manager: Ken Dutton

Project Name: FRISCO-SKELLY #1

Company Name BasIn Environmental Service Technologies, LLC

Project #: 2004-00196

Company Address: P. O. Box 301

Project Loc: Lea County, NM

City/State/Zip: Lovington, NM 88260

PO #: PAA - C. J. Reynolds

Telephone No: (505) 441-2124

Fax No: (505) 396-1429

Sampler Signature:

kdutton@basinenv.com

Fax No:

e-mail:

LAB # (lab use only)	FIELD CODE	Beginning Depth	Ending Depth	Date Sampled	Time Sampled	Field Filtered	Total # of Containers	Preservation & # of Containers										Matrix	TPH: 418.1 8015M 8015B	1PH: TX 1005 TX 1006	Cations (Ca, Mg, Na, K)	Anions (Cl, SO4, Alkalinity)	SAR / ESP / CEC	Metals: As Ag Ba Cd Cr Pb Hg Se	Volatiles	SemiVolatiles	BTEX 8021B/8030 or BTEX 8260	NORM	CHLORIDES EPA 300.1	Standard TAT	RUSH TAT (Pre-Schedule) 24, 48, 72 hrs
								HNO3	HCl	H2SO4	NaOH	Na2S2O3	None	Other (Specify)	DW - Drinking Water SL - Sludge	CW - Groundwater S - Soil/Sed	NP - Non-Portable Specify Den														
11	S/P-2 GRID 7			18-May-07	1000		1																								
12	S/P-2 GRID 8			18-May-07	1015		1																								
13	S/P-2 GRID 9			18-May-07	1030		1																								
14	S/P-2 GRID 10			18-May-07	1045		1																								
15	S/P-2 GRID 11			18-May-07	1100		1																								
16	S/P-2 GRID 12			18-May-07	1115		1																								
17	S/P-2 GRID 13			18-May-07	1130		1																								
18	S/P-2 GRID 14			18-May-07	1145		1																								
19	S/P-2 GRID 15			18-May-07	1200		1																								
20	S/P-2 GRID 16			18-May-07	1215		1																								

ORDER #:

(lab use only)

Special Instructions:

Relinquished by: *Don Dutton* 22 MAR 07 0920

Relinquished by: *Donna Blackwood* 5/20/07 130

Received by: *Donna Blackwood* 5/20/07 950

Received by:

Received by: *Donna Blackwood* 5/20/07 1:20

Time

Date

Time

Date

Time

Date

Relinquished by: *Donna Blackwood* 5/20/07 1:20

Relinquished by:

Relinquished by: *Donna Blackwood* 5/20/07 1:20

Time

Date

Time

Date

Time

Date

Relinquished by: *Donna Blackwood* 5/20/07 1:20

Relinquished by:

Relinquished by: *Donna Blackwood* 5/20/07 1:20

Time

Date

Time

Date

Time

Date

Relinquished by: *Donna Blackwood* 5/20/07 1:20

Relinquished by:

Relinquished by: *Donna Blackwood* 5/20/07 1:20

Time

Date

Time

Date

Time

Date

Relinquished by: *Donna Blackwood* 5/20/07 1:20

Relinquished by:

Relinquished by: *Donna Blackwood* 5/20/07 1:20

Time

Date

Time

Date

Time

Date

Relinquished by: *Donna Blackwood* 5/20/07 1:20

Relinquished by:

Relinquished by: *Donna Blackwood* 5/20/07 1:20

Time

Date

Time

Date

Time

Date

Relinquished by: *Donna Blackwood* 5/20/07 1:20

Relinquished by:

Relinquished by: *Donna Blackwood* 5/20/07 1:20

Time

Date

Time

Date

Time

Date

Relinquished by: *Donna Blackwood* 5/20/07 1:20

Relinquished by:

Relinquished by: *Donna Blackwood* 5/20/07 1:20

Time

Date

Time

Date

Time

Date

Relinquished by: *Donna Blackwood* 5/20/07 1:20

Relinquished by:

Relinquished by: *Donna Blackwood* 5/20/07 1:20

Time

Date

Time

Date

Time

Date

Relinquished by: *Donna Blackwood* 5/20/07 1:20

Relinquished by:

Relinquished by: *Donna Blackwood* 5/20/07 1:20

Time

Date

Time

Date

Time

Date

CHAIN OF CUSTODY RECORD AND ANALYSIS REQUEST

Phone: 432-563-1800
Fax: 432-563-1713

Ken Dutton

Project Manager:

Company Name	Basin Environmental Service Technologies, LLC
--------------	---

Project #: 2004-00196

Company Address: P. O. Box 301

Project Loc: Lea County, NM

City/State/Zip: Lovington, NM 88260

PO #: PAA - C. J. Reynolds

Telephone No: (505) 441-2124

Fax No: (505) 396-1429

Report Format:

Sampler Signature:

kdition@basinenv.com

e-mail:

[illegible][illegible]

111

(lab use only)

ORDER #:

[illegible]

Special Instructions:

Requisitioned by:

Date _____

Receiver by:

Date / Time

Relinquished by:

Date

Received by:

Date	Time
------	------

Relinquished by:

Date /

Received by ELOR:

Date	Time
------	------

Temperature Upon Receipt: 70°C

2

Environmental Lab of Texas

Variance/ Corrective Action Report- Sample Log-In

Client: Basin Env.
 Date/ Time: 5-22-07 1:20
 Lab ID #: 7E22008
 Initials: AL

Sample Receipt Checklist

Client Initials

#1	Temperature of container/ cooler?	<u>Yes</u>	No	<u>1.0</u> °C	
#2	Shipping container in good condition?	<u>Yes</u>	No		
#3	Custody Seals intact on shipping container/ cooler?	<u>Yes</u>	No	Not Present	
#4	Custody Seals intact on sample bottles/ container?	<u>Yes</u>	No	Not Present	
#5	Chain of Custody present?	<u>Yes</u>	No		
#6	Sample instructions complete of Chain of Custody?	<u>Yes</u>	No		
#7	Chain of Custody signed when relinquished/ received?	<u>Yes</u>	No		
#8	Chain of Custody agrees with sample label(s)?	<u>Yes</u>	No	ID written on Cont./ Lid	
#9	Container label(s) legible and intact?	<u>Yes</u>	No	Not Applicable	
#10	Sample matrix/ properties agree with Chain of Custody?	<u>Yes</u>	No		
#11	Containers supplied by ELOT?	<u>Yes</u>	No		
#12	Samples in proper container/ bottle?	<u>Yes</u>	No	See Below	
#13	Samples properly preserved?	<u>Yes</u>	No	See Below	
#14	Sample bottles intact?	<u>Yes</u>	No		
#15	Preservations documented on Chain of Custody?	<u>Yes</u>	No		
#16	Containers documented on Chain of Custody?	<u>Yes</u>	No		
#17	Sufficient sample amount for indicated test(s)?	<u>Yes</u>	No	See Below	
#18	All samples received within sufficient hold time?	<u>Yes</u>	No	See Below	
#19	Subcontract of sample(s)?	<u>Yes</u>	No	<u>Not Applicable</u>	
#20	VOC samples have zero headspace?	<u>Yes</u>	No	Not Applicable	

Variance Documentation

Contact: _____ Contacted by: _____ Date/ Time: _____
 Regarding: _____

Corrective Action Taken: _____

Check all that Apply: ☐ See attached e-mail/ fax
☐ Client understands and would like to proceed with analysis
☐ Cooling process had begun shortly after sampling event

Analytical Report 290369

for

PLAINS ALL AMERICAN EH&S

Project Manager: Camille Reynolds

Frisco-Skelly # 1

2004-00196

01-OCT-07



12600 West I-20 East Odessa, Texas 79765

A Xenco Laboratories Company

Texas certification numbers:

Houston, TX T104704215

Florida certification numbers:

Houston, TX E871002 - Miami, FL E86678 - Tampa, FL E86675

**Houston - Dallas - San Antonio - Austin - Tampa - Miami - Latin America
Midland - Corpus Christi - Atlanta**



01-OCT-07

Project Manager: **Camille Reynolds**
PLAINS ALL AMERICAN EH&S
1301 S. COUNTY ROAD 1150
Midland, TX 79706

Reference: XENCO Report No: **290369**
Frisco-Skelly # 1
Project Address: Lea County, NM

Camille Reynolds:

We are reporting to you the results of the analyses performed on the samples received under the project name referenced above and identified with the XENCO Report Number 290369. All results being reported under this Report Number apply to the samples analyzed and properly identified with a Laboratory ID number. Subcontracted analyses are identified in this report with either the NELAC certification number of the subcontract lab in the analyst ID field, or the complete subcontracted report attached to this report.

Unless otherwise noted in a Case Narrative, all data reported in this Analytical Report are in compliance with NELAC standards. Estimation of data uncertainty for this report is found in the quality control section of this report unless otherwise noted. Should insufficient sample be provided to the laboratory to meet the method and NELAC Matrix Duplicate and Matrix Spike requirements, then the data will be analyzed, evaluated and reported using all other available quality control measures.

The validity and integrity of this report will remain intact as long as it is accompanied by this letter and reproduced in full, unless written approval is granted by XENCO Laboratories. This report will be filed for at least 5 years in our archives after which time it will be destroyed without further notice, unless otherwise arranged with you. The samples received, and described as recorded in Report No. 290369 will be filed for 60 days, and after that time they will be properly disposed without further notice, unless otherwise arranged with you. We reserve the right to return to you any unused samples, extracts or solutions related to them if we consider so necessary (e.g., samples identified as hazardous waste, sample sizes exceeding analytical standard practices, controlled substances under regulated protocols, etc).

We thank you for selecting XENCO Laboratories to serve your analytical needs. If you have any questions concerning this report, please feel free to contact us at any time.

Respectfully,

Brent Barron

Odessa Laboratory Director

Recipient of the Prestigious Small Business Administration Award of Excellence in 1994.

Certified and approved by numerous States and Agencies.

A Small Business and Minority Status Company that delivers SERVICE and QUALITY

Houston - Dallas - San Antonio - Austin - Tampa - Miami - Latin America



Sample Cross Reference 290369

PLAINS ALL AMERICAN EH&S, Midland, TX

Frisko-Skelly # 1

Sample Id	Matrix	Date Collected	Sample Depth	Lab Sample Id
S/P Grid 1	S	Sep-24-07 13:00		290369-001
S/P Grid 2	S	Sep-24-07 13:30		290369-002
S/P Grid 3	S	Sep-24-07 14:00		290369-003
S/P Grid 4	S	Sep-24-07 14:30		290369-004
S/P Grid 5	S	Sep-24-07 15:00		290369-005
S/P Grid 6	S	Sep-24-07 15:30		290369-006
S/P Grid 7	S	Sep-24-07 16:00		290369-007
S/P Grid 8	S	Sep-24-07 16:30		290369-008
S/P Grid 9	S	Sep-24-07 17:00		290369-009



Certificate of Analysis Summary 290369

PLAINS ALL AMERICAN EH&S, Midland, TX

Project Id: 2004-00196

Contact: Camille Reynolds

Project Location: Lea County, NM

Project Name: Frisco-Skelley # 1

Date Received in Lab: Thu Sep-27-07 02:30 pm

Report Date: 01-OCT-07

Project Manager: Brent Barron, II

<i>Analysis Requested</i>		Lab Id:	290369-001	290369-002	290369-003	290369-004	290369-005	290369-006
		Field Id:	S/P Grid 1	S/P Grid 2	S/P Grid 3	S/P Grid 4	S/P Grid 5	S/P Grid 6
		Depth:						
		Matrix:	SOIL	SOIL	SOIL	SOIL	SOIL	SOIL
BTEx by EPA 8021B	Sampled:	Sep-24-07 13:00	Sep-24-07 13:30	Sep-24-07 14:00	Sep-24-07 14:30	Sep-24-07 15:00	Sep-24-07 15:30	Sep-24-07 15:30
	Extracted:	Sep-27-07 17:00	Sep-27-07 17:00	Sep-27-07 17:00	Sep-27-07 17:00	Sep-27-07 17:00	Sep-27-07 17:00	Sep-27-07 17:00
	Analyzed:	Sep-28-07 00:13	Sep-28-07 00:30	Sep-28-07 00:47	Sep-28-07 01:04	Sep-28-07 01:21	Sep-28-07 01:37	Sep-28-07 01:37
	Units/RL:	mg/kg RL	mg/kg RL	mg/kg RL	mg/kg RL	mg/kg RL	mg/kg RL	mg/kg RL
Benzene			ND 0.0011	ND 0.0011	ND 0.0011	ND 0.0011	ND 0.0011	ND 0.0011
Toluene			ND 0.0011	ND 0.0011	ND 0.0011	ND 0.0011	ND 0.0011	ND 0.0011
Ethylbenzene			ND 0.0011	0.0019 0.0011	ND 0.0011	0.0025 0.0011	ND 0.0011	0.0129 0.0011
m,p-Xylene			ND 0.0022	ND 0.0022	ND 0.0022	0.0080 0.0022	ND 0.0022	0.0185 0.0023
o-Xylene			0.0012 0.0011	ND 0.0011	ND 0.0011	0.0075 0.0011	ND 0.0011	0.0084 0.0011
Total Xylenes			0.0012	ND	ND	0.0155	ND	0.0269
Total BTEx			0.0012	0.0019	ND	0.018	ND	0.0412
Percent Moisture		Extracted:	Sep-27-07 15:00		Sep-27-07 15:00		Sep-27-07 15:00	
		Analyzed:	%	RL	%	RL	%	RL
		Units/RL:	8.87	1.00	7.40	1.00	7.15	1.00
TPH by SW8015 Mod		Extracted:	Sep-27-07 17:13	Sep-27-07 17:13	Sep-27-07 17:13	Sep-27-07 17:13	Sep-27-07 17:13	Sep-27-07 17:13
		Analyzed:	Sep-28-07 07:21	Sep-28-07 07:46	Sep-28-07 08:10	Sep-28-07 09:03	Sep-28-07 09:30	Sep-28-07 09:58
		Units/RL:	mg/kg RL	mg/kg RL	mg/kg RL	mg/kg RL	mg/kg RL	mg/kg RL
C6-C12 Gasoline Range Hydrocarbons			72.0 11.0	13.2 10.8	ND 11.0	24.6 11.0	12.7 10.8	45.0 11.4
C12-C28 Diesel Range Hydrocarbons			575 11.0	89.7 10.8	17.3 11.0	188 11.0	182 10.8	284 11.4
C28-C35 Oil Range Hydrocarbons			143 11.0	19.6 10.8	ND 11.0	34.1 11.0	38.9 10.8	42.5 11.4
Total TPH			790	122.5	17.3	246.7	233.6	371.5

This analytical report, and the entire data package it represents, has been made for your exclusive and confidential use. The interpretations and results expressed throughout this analytical report represent the best judgment of XENCO Laboratories. XENCO Laboratories assumes no responsibility and makes no warranty to the end use of the data hereby presented. Our liability is limited to the amount invoiced for this work order unless otherwise agreed to in writing.

Since 1990 Houston - Dallas - San Antonio - Austin - Tampa - Miami - Latin America


Brent Barron
Odessa Laboratory Director



Certificate of Analysis Summary 290369
PLAINS ALL AMERICAN EH&S, Midland, TX

Project Id: 2004-00196

Contact: Camille Reynolds

Project Location: Lea County, NM

Project Name: Frisco-Skelley # 1

Date Received in Lab: Thu Sep-27-07 02:30 pm


Report Date: 01-OCT-07

Project Manager: Brent Barron, II

Analysis Requested	Lab Id:	290369-007	290369-008	290369-009	
	Field Id: Depth: Matrix: Sampled:	S/P Grid 7 SOIL Sep-24-07 16:00	S/P Grid 8 SOIL Sep-24-07 16:30	S/P Grid 9 SOIL Sep-24-07 17:00	
BTEX by EPA 8021B	Extracted:	Sep-27-07 17:00	Sep-27-07 17:00	Sep-27-07 17:00	
	Analyzed:	Sep-28-07 01:54	Sep-28-07 02:11	Sep-28-07 02:28	
	Units/RL:	mg/kg RL	mg/kg RL	mg/kg RL	
	Benzene	ND 0.0011	ND 0.0011	ND 0.0011	
	Toluene	ND 0.0011	ND 0.0011	ND 0.0011	
	Ethylbenzene	ND 0.0011	ND 0.0011	ND 0.0011	
Percent Moisture	m,p-Xylene	ND 0.0023	ND 0.0022	ND 0.0022	
	o-Xylene	ND 0.0011	ND 0.0011	ND 0.0011	
	Total Xylenes	ND	ND	ND	
	Total BTEX	ND	ND	ND	
TPH by SW8015 Mod	Extracted:	Sep-27-07 15:00	Sep-27-07 15:00	Sep-27-07 15:00	
	Analyzed:	Sep-27-07 17:13	Sep-27-07 17:13	Sep-27-07 17:13	
C6-C12 Gasoline Range Hydrocarbons	Units/RL:	% RL	% RL	% RL	
	Percent Moisture	11.8 1.00	10.5 1.00	10.2 1.00	
	C12-C28 Diesel Range Hydrocarbons	mg/kg RL	mg/kg RL	mg/kg RL	
	C28-C35 Oil Range Hydrocarbons	ND 11.3	ND 11.2	ND 11.1	
Total TPH		201 11.3	70.4 11.2	95.2 11.1	
		51.8 11.3	28.6 11.2	28.9 11.1	
		252.8	99	124.1	

This analytical report, and the entire data package it represents, has been made for your exclusive and confidential use. The interpretations and results expressed throughout this analytical report represent the best judgment of XENCO Laboratories. XENCO Laboratories assumes no responsibility and makes no warranty to the end use of the data hereby presented. Our liability is limited to the amount invoiced for this work order unless otherwise agreed to in writing.

Since 1990 Houston - Dallas - San Antonio - Austin - Tampa - Miami - Latin America


Brent Barron
Odessa Laboratory Director



Flagging Criteria

- X** In our quality control review of the data a QC deficiency was observed and flagged as noted. MS/MSD recoveries were found to be outside of the laboratory control limits due to possible matrix /chemical interference, or a concentration of target analyte high enough to effect the recovery of the spike concentration. This condition could also effect the relative percent difference in the MS/MSD.
- B** A target analyte or common laboratory contaminant was identified in the method blank. Its presence indicates possible field or laboratory contamination.
- D** The sample(s) were diluted due to targets detected over the highest point of the calibration curve, or due to matrix interference. Dilution factors are included in the final results. The result is from a diluted sample.
- E** The data exceeds the upper calibration limit; therefore, the concentration is reported as estimated.
- F** RPD exceeded lab control limits.
- J** The target analyte was positively identified below the MQL and above the SQL.
- U** Analyte was not detected.
- L** The LCS data for this analytical batch was reported below the laboratory control limits for this analyte. The department supervisor and QA Director reviewed data. The samples were either reanalyzed or flagged as estimated concentrations.
- H** The LCS data for this analytical batch was reported above the laboratory control limits. Supporting QC Data were reviewed by the Department Supervisor and QA Director. Data were determined to be valid for reporting.
- K** Sample analyzed outside of recommended hold time.
- * Outside XENCO'S scope of NELAC Accreditation

Recipient of the Prestigious Small Business Administration Award of Excellence in 1994.

Certified and approved by numerous States and Agencies.

A Small Business and Minority Status Company that delivers SERVICE and QUALITY

Houston - Dallas - San Antonio - Austin - Tampa - Miami - Latin America

11381 Meadowglen Lane Suite L Houston, Tx 77082-2647
9701 Harry Hines Blvd , Dallas, TX 75220
5332 Blackberry Drive, Suite 104, San Antonio, TX 78238
2505 N. Falkenburg Rd., Tampa, FL 33619
5757 NW 158th St, Miami Lakes, FL 33014

Phone	Fax
(281) 589-0692	(281) 589-0695
(214) 902 0300	(214) 351-9139
(210) 509-3334	(201) 509-3335
(813) 620-2000	(813) 620-2033
(305) 823-8500	(305) 823-8555



Form 2 - Surrogate Recoveries

Project Name: Frisco-Skelly # 1

Work Order #: 290369

Project ID: 2004-00196

Lab Batch #: 705389

Sample: 290369-001 / SMP

Batch: 1 Matrix: Soil

Units: mg/kg

SURROGATE RECOVERY STUDY

BTEX by EPA 8021B Analytes	Amount Found [A]	True Amount [B]	Recovery %R [D]	Control Limits %R	Flags
1,4-Difluorobenzene	0.0279	0.0300	93	80-120	
4-Bromofluorobenzene	0.0268	0.0300	89	80-120	

Lab Batch #: 705389

Sample: 290369-002 / SMP

Batch: 1 Matrix: Soil

Units: mg/kg

SURROGATE RECOVERY STUDY

BTEX by EPA 8021B Analytes	Amount Found [A]	True Amount [B]	Recovery %R [D]	Control Limits %R	Flags
1,4-Difluorobenzene	0.0284	0.0300	95	80-120	
4-Bromofluorobenzene	0.0344	0.0300	115	80-120	

Lab Batch #: 705389

Sample: 290369-003 / SMP

Batch: 1 Matrix: Soil

Units: mg/kg

SURROGATE RECOVERY STUDY

BTEX by EPA 8021B Analytes	Amount Found [A]	True Amount [B]	Recovery %R [D]	Control Limits %R	Flags
1,4-Difluorobenzene	0.0310	0.0300	103	80-120	
4-Bromofluorobenzene	0.0254	0.0300	85	80-120	

Lab Batch #: 705389

Sample: 290369-004 / SMP

Batch: 1 Matrix: Soil

Units: mg/kg

SURROGATE RECOVERY STUDY

BTEX by EPA 8021B Analytes	Amount Found [A]	True Amount [B]	Recovery %R [D]	Control Limits %R	Flags
1,4-Difluorobenzene	0.0270	0.0300	90	80-120	
4-Bromofluorobenzene	0.0294	0.0300	98	80-120	

Lab Batch #: 705389

Sample: 290369-005 / SMP

Batch: 1 Matrix: Soil

Units: mg/kg

SURROGATE RECOVERY STUDY

BTEX by EPA 8021B Analytes	Amount Found [A]	True Amount [B]	Recovery %R [D]	Control Limits %R	Flags
1,4-Difluorobenzene	0.0257	0.0300	86	80-120	
4-Bromofluorobenzene	0.0303	0.0300	101	80-120	

** Surrogates outside limits; data and surrogates confirmed by reanalysis

*** Poor recoveries due to dilution

Surrogate Recovery [D] = $100 \times A / B$

All results are based on MDL and validated for QC purposes.



Form 2 - Surrogate Recoveries

Project Name: Frisco-Skelly # 1

Work Order #: 290369

Project ID: 2004-00196

Lab Batch #: 705389

Sample: 290369-006 / SMP

Batch: 1 Matrix: Soil

Units: mg/kg

SURROGATE RECOVERY STUDY

BTEX by EPA 8021B	Amount Found [A]	True Amount [B]	Recovery %R [D]	Control Limits %R	Flags
Analytes					
1,4-Difluorobenzene	0.0242	0.0300	81	80-120	
4-Bromofluorobenzene	0.0320	0.0300	107	80-120	

Lab Batch #: 705389

Sample: 290369-007 / SMP

Batch: 1 Matrix: Soil

Units: mg/kg

SURROGATE RECOVERY STUDY

BTEX by EPA 8021B	Amount Found [A]	True Amount [B]	Recovery %R [D]	Control Limits %R	Flags
Analytes					
1,4-Difluorobenzene	0.0279	0.0300	93	80-120	
4-Bromofluorobenzene	0.0325	0.0300	108	80-120	

Lab Batch #: 705389

Sample: 290369-008 / SMP

Batch: 1 Matrix: Soil

Units: mg/kg

SURROGATE RECOVERY STUDY

BTEX by EPA 8021B	Amount Found [A]	True Amount [B]	Recovery %R [D]	Control Limits %R	Flags
Analytes					
1,4-Difluorobenzene	0.0310	0.0300	103	80-120	
4-Bromofluorobenzene	0.0290	0.0300	97	80-120	

Lab Batch #: 705389

Sample: 290369-009 / SMP

Batch: 1 Matrix: Soil

Units: mg/kg

SURROGATE RECOVERY STUDY

BTEX by EPA 8021B	Amount Found [A]	True Amount [B]	Recovery %R [D]	Control Limits %R	Flags
Analytes					
1,4-Difluorobenzene	0.0263	0.0300	88	80-120	
4-Bromofluorobenzene	0.0253	0.0300	84	80-120	

Lab Batch #: 705389

Sample: 499926-1-BKS / BKS

Batch: 1 Matrix: Solid

Units: mg/kg

SURROGATE RECOVERY STUDY

BTEX by EPA 8021B	Amount Found [A]	True Amount [B]	Recovery %R [D]	Control Limits %R	Flags
Analytes					
1,4-Difluorobenzene	0.1496	0.1500	100	80-120	
4-Bromofluorobenzene	0.1496	0.1500	100	80-120	

** Surrogates outside limits; data and surrogates confirmed by reanalysis

*** Poor recoveries due to dilution

Surrogate Recovery [D] = $100 * A / B$

All results are based on MDL and validated for QC purposes.



Form 2 - Surrogate Recoveries

Project Name: Frisco-Skelly # 1

Work Order #: 290369

Project ID: 2004-00196

Lab Batch #: 705389

Sample: 499926-1-BLK / BLK

Batch: 1 Matrix: Solid

Units: mg/kg

SURROGATE RECOVERY STUDY

BTEX by EPA 8021B	Amount Found [A]	True Amount [B]	Recovery %R [D]	Control Limits %R	Flags
Analytes					
1,4-Difluorobenzene	0.1338	0.1500	89	80-120	
4-Bromofluorobenzene	0.1127	0.1500	75	80-120	*

Lab Batch #: 705389

Sample: 499926-1-BSD / BSD

Batch: 1 Matrix: Solid

Units: mg/kg

SURROGATE RECOVERY STUDY

BTEX by EPA 8021B	Amount Found [A]	True Amount [B]	Recovery %R [D]	Control Limits %R	Flags
Analytes					
1,4-Difluorobenzene	0.1483	0.1500	99	80-120	
4-Bromofluorobenzene	0.1425	0.1500	95	80-120	

Lab Batch #: 705350

Sample: 290369-001 / SMP

Batch: 1 Matrix: Soil

Units: mg/kg

SURROGATE RECOVERY STUDY

TPH by SW8015 Mod	Amount Found [A]	True Amount [B]	Recovery %R [D]	Control Limits %R	Flags
Analytes					
1-Chlorooctadecane	40.3	50.0	81	70-135	
1-Chlorooctane	43.5	50.0	87	70-135	

Lab Batch #: 705350

Sample: 290369-002 / SMP

Batch: 1 Matrix: Soil

Units: mg/kg

SURROGATE RECOVERY STUDY

TPH by SW8015 Mod	Amount Found [A]	True Amount [B]	Recovery %R [D]	Control Limits %R	Flags
Analytes					
1-Chlorooctadecane	38.9	50.0	78	70-135	
1-Chlorooctane	42.8	50.0	86	70-135	

Lab Batch #: 705350

Sample: 290369-002 S / MS

Batch: 1 Matrix: Soil

Units: mg/kg

SURROGATE RECOVERY STUDY

TPH by SW8015 Mod	Amount Found [A]	True Amount [B]	Recovery %R [D]	Control Limits %R	Flags
Analytes					
1-Chlorooctadecane	35.5	50.0	71	70-135	
1-Chlorooctane	51.3	50.0	103	70-135	

** Surrogates outside limits; data and surrogates confirmed by reanalysis

*** Poor recoveries due to dilution

Surrogate Recovery [D] = $100 * A / B$

All results are based on MDL and validated for QC purposes.



Form 2 - Surrogate Recoveries

Project Name: Frisco-Skelly # 1

Work Order #: 290369

Project ID: 2004-00196

Lab Batch #: 705350

Sample: 290369-002 SD / MSD

Batch: 1 Matrix: Soil

Units: mg/kg

SURROGATE RECOVERY STUDY

TPH by SW8015 Mod	Amount Found [A]	True Amount [B]	Recovery %R [D]	Control Limits %R	Flags
Analytes					
1-Chlorooctadecane	35.1	50.0	70	70-135	
1-Chlorooctane	52.5	50.0	105	70-135	

Lab Batch #: 705350

Sample: 290369-003 / SMP

Batch: 1 Matrix: Soil

Units: mg/kg

SURROGATE RECOVERY STUDY

TPH by SW8015 Mod	Amount Found [A]	True Amount [B]	Recovery %R [D]	Control Limits %R	Flags
Analytes					
1-Chlorooctadecane	36.0	50.0	72	70-135	
1-Chlorooctane	41.6	50.0	83	70-135	

Lab Batch #: 705350

Sample: 290369-004 / SMP

Batch: 1 Matrix: Soil

Units: mg/kg

SURROGATE RECOVERY STUDY

TPH by SW8015 Mod	Amount Found [A]	True Amount [B]	Recovery %R [D]	Control Limits %R	Flags
Analytes					
1-Chlorooctadecane	37.5	50.0	75	70-135	
1-Chlorooctane	41.7	50.0	83	70-135	

Lab Batch #: 705350

Sample: 290369-005 / SMP

Batch: 1 Matrix: Soil

Units: mg/kg

SURROGATE RECOVERY STUDY

TPH by SW8015 Mod	Amount Found [A]	True Amount [B]	Recovery %R [D]	Control Limits %R	Flags
Analytes					
1-Chlorooctadecane	37.1	50.0	74	70-135	
1-Chlorooctane	42.5	50.0	85	70-135	

Lab Batch #: 705350

Sample: 290369-006 / SMP

Batch: 1 Matrix: Soil

Units: mg/kg

SURROGATE RECOVERY STUDY

TPH by SW8015 Mod	Amount Found [A]	True Amount [B]	Recovery %R [D]	Control Limits %R	Flags
Analytes					
1-Chlorooctadecane	36.8	50.0	74	70-135	
1-Chlorooctane	42.7	50.0	85	70-135	

** Surrogates outside limits; data and surrogates confirmed by reanalysis

*** Poor recoveries due to dilution

Surrogate Recovery [D] = $100 * A / B$

All results are based on MDL and validated for QC purposes.



Form 2 - Surrogate Recoveries

Project Name: Frisco-Skelly # 1

Work Order #: 290369

Project ID: 2004-00196

Lab Batch #: 705350

Sample: 290369-007 / SMP

Batch: 1 Matrix: Soil

Units: mg/kg

SURROGATE RECOVERY STUDY

TPH by SW8015 Mod Analytes	Amount Found [A]	True Amount [B]	Recovery %R [D]	Control Limits %R	Flags
1-Chlorooctadecane	35.3	50.0	71	70-135	
1-Chlorooctane	40.3	50.0	81	70-135	

Lab Batch #: 705350

Sample: 290369-008 / SMP

Batch: 1 Matrix: Soil

Units: mg/kg

SURROGATE RECOVERY STUDY

TPH by SW8015 Mod Analytes	Amount Found [A]	True Amount [B]	Recovery %R [D]	Control Limits %R	Flags
1-Chlorooctadecane	37.0	50.0	74	70-135	
1-Chlorooctane	41.7	50.0	83	70-135	

Lab Batch #: 705350

Sample: 290369-009 / SMP

Batch: 1 Matrix: Soil

Units: mg/kg

SURROGATE RECOVERY STUDY

TPH by SW8015 Mod Analytes	Amount Found [A]	True Amount [B]	Recovery %R [D]	Control Limits %R	Flags
1-Chlorooctadecane	38.4	50.0	77	70-135	
1-Chlorooctane	43.3	50.0	87	70-135	

Lab Batch #: 705350

Sample: 499870-1-BKS / BKS

Batch: 1 Matrix: Solid

Units: mg/kg

SURROGATE RECOVERY STUDY

TPH by SW8015 Mod Analytes	Amount Found [A]	True Amount [B]	Recovery %R [D]	Control Limits %R	Flags
1-Chlorooctadecane	38.4	50.0	77	70-135	
1-Chlorooctane	54.5	50.0	109	70-135	

** Surrogates outside limits; data and surrogates confirmed by reanalysis

*** Poor recoveries due to dilution

Surrogate Recovery [D] = $100 * A / B$

All results are based on MDL and validated for QC purposes.



BS / BSD Recoveries

Project Name: Frisco-Skelly # 1

Work Order #: 290369

Analyst: SHE

Lab Batch ID: 705389

Sample: 499926-1-BKS

Date Prepared: 09/27/2007

Batch #: 1

Project ID: 2004-00196

Date Analyzed: 09/27/2007

Matrix: Solid

Units: mg/kg

BLANK /BLANK SPIKE / BLANK SPIKE DUPLICATE RECOVERY STUDY												
BTEX by EPA 8021B		Blank Sample Result [A]	Spike Added [B]	Blank Spike Result [C]	Blank Spike %R [D]	Spike Added [E]	Blank Spike Duplicate Result [F]	Blk. Spk Dup. %R [G]	RPD %	Control Limits %R	Control Limits %RPD	Flag
Analytes												
Benzene		ND	0.5000	0.4851	97	0.5	0.4688	94	3	70-130	35	
Toluene		ND	0.5000	0.4548	91	0.5	0.4175	84	9	70-130	35	
Ethylbenzene		0.0066	0.5000	0.4316	85	0.5	0.4072	80	6	71-129	35	
m,p-Xylene		ND	1.000	0.9464	95	1	0.8514	85	11	70-135	35	
o-Xylene		ND	0.5000	0.4858	97	0.5	0.4289	86	12	71-133	35	

Relative Percent Difference RPD = $200 * [(D-F)/(D+F)]$
Blank Spike Recovery [D] = $100 * (C)/[B]$
Blank Spike Duplicate Recovery [G] = $100 * (F)/[E]$
All results are based on MDL and Validated for QC Purposes



Form 3 - MS / MSD Recoveries

Project Name: Frisco-Skelly # 1

Work Order #: 290369

Lab Batch ID: 705350

Date Analyzed: 09/28/2007

Reporting Units: mg/kg

Project ID: 2004-00196

QC- Sample ID: 290369-002 S Batch #: 1 Matrix: Soil

Date Prepared: 09/27/2007 Analyst: SHE

TPH by SW8015 Mod Analytes	MATRIX SPIKE / MATRIX SPIKE DUPLICATE RECOVERY STUDY							
	Parent Sample Result [A]	Spike Added [B]	Spiked Sample Result [C]	Spiked Sample %R [D]	Spike Added [E]	Duplicate Spiked Sample Result [F]	Spiked Dup. %R [G]	RPD %
C6-C12 Gasoline Range Hydrocarbons	13.2	540	485	87	540	528	95	9
C12-C28 Diesel Range Hydrocarbons	89.7	540	483	73	540	534	82	12
								35
								35

Matrix Spike Percent Recovery $[D] = 100 \times (C-A)/B$
Relative Percent Difference $RPD = 200 \times (D-G)/(D+G)$

ND = Not Detected, J = Present Below Reporting Limit, B = Present in Blank, NR = Not Requested, I = Interference, NA = Not Applicable
N = See Narrative, EQL = Estimated Quantitation Limit

Matrix Spike Duplicate Percent Recovery $[G] = 100 \times (F-A)/E$



Sample Duplicate Recovery

Project Name: Frisco-Skelly # 1

Work Order #: 290369

Lab Batch #: 705199

Project ID: 2004-00196

Date Analyzed: 09/27/2007

Date Prepared: 09/27/2007

Analyst: RBA

QC- Sample ID: 290331-009 D

Batch #: 1

Matrix: Soil

Reporting Units: %

SAMPLE / SAMPLE DUPLICATE RECOVERY					
Percent Moisture Analyte	Parent Sample Result [A]	Sample Duplicate Result [B]	RPD	Control Limits %RPD	Flag
Percent Moisture	16.4	16.3	1	20	

Spike Relative Difference RPD $200 * |(B-A)/(B+A)|$
All Results are based on MDL and validated for QC purposes.

Environmental Lab of Texas

Variance/ Corrective Action Report- Sample Log-In

Client: Basin / Plains

Date/ Time: 9-27-07 2:30

Lab ID #: 290369

Initials: AL

Sample Receipt Checklist

Client Initials

#1	Temperature of container/ cooler?	<u>Yes</u>	No	<u>41.0</u> °C	
#2	Shipping container in good condition?	<u>Yes</u>	No		
#3	Custody Seals intact on shipping container/ cooler?	<u>Yes</u>	No	Not Present	
#4	Custody Seals intact on sample bottles/ container?	<u>Yes</u>	No	Not Present	
#5	Chain of Custody present?	<u>Yes</u>	No		
#6	Sample instructions complete of Chain of Custody?	<u>Yes</u>	No		
#7	Chain of Custody signed when relinquished/ received?	<u>Yes</u>	No		
#8	Chain of Custody agrees with sample label(s)?	<u>Yes</u>	No	ID written on Cont./ Lid	
#9	Container label(s) legible and intact?	<u>Yes</u>	No	Not Applicable	
#10	Sample matrix/ properties agree with Chain of Custody?	<u>Yes</u>	No		
#11	Containers supplied by ELOT?	<u>Yes</u>	No		
#12	Samples in proper container/ bottle?	<u>Yes</u>	No	See Below	
#13	Samples properly preserved?	<u>Yes</u>	No	See Below	
#14	Sample bottles intact?	<u>Yes</u>	No		
#15	Preservations documented on Chain of Custody?	<u>Yes</u>	No		
#16	Containers documented on Chain of Custody?	<u>Yes</u>	No		
#17	Sufficient sample amount for indicated test(s)?	<u>Yes</u>	No	See Below	
#18	All samples received within sufficient hold time?	<u>Yes</u>	No	See Below	
#19	Subcontract of sample(s)?	<u>Yes</u>	No	Not Applicable	
#20	VOC samples have zero headspace?	<u>Yes</u>	No	Not Applicable	

Variance Documentation

Contact: _____ Contacted by: _____ Date/ Time: _____

Regarding: _____

Corrective Action Taken: _____

Check all that Apply:

☐

See attached e-mail/ fax

☐

Client understands and would like to proceed with analysis

☐

Cooling process had begun shortly after sampling event

Analytical Report 290660

for

PLAINS ALL AMERICAN EH&S

Project Manager: Camille Reynolds

Frisco Skelly #1

2004-00196

05-OCT-07



12600 West I-20 East Odessa, Texas 79765

A Xenco Laboratories Company

Texas certification numbers:

Houston, TX T104704215

Florida certification numbers:

Houston, TX E871002 - Miami, FL E86678 - Tampa, FL E86675

**Houston - Dallas - San Antonio - Austin - Tampa - Miami - Latin America
Midland - Corpus Christi - Atlanta**



05-OCT-07

Project Manager: **Camille Reynolds**
PLAINS ALL AMERICAN EH&S
1301 S. COUNTY ROAD 1150
Midland, TX 79706

Reference: XENCO Report No: **290660**
Frisco Skelly #1
Project Address: Lea County, NM

Camille Reynolds:

We are reporting to you the results of the analyses performed on the samples received under the project name referenced above and identified with the XENCO Report Number 290660. All results being reported under this Report Number apply to the samples analyzed and properly identified with a Laboratory ID number. Subcontracted analyses are identified in this report with either the NELAC certification number of the subcontract lab in the analyst ID field, or the complete subcontracted report attached to this report.

Unless otherwise noted in a Case Narrative, all data reported in this Analytical Report are in compliance with NELAC standards. Estimation of data uncertainty for this report is found in the quality control section of this report unless otherwise noted. Should insufficient sample be provided to the laboratory to meet the method and NELAC Matrix Duplicate and Matrix Spike requirements, then the data will be analyzed, evaluated and reported using all other available quality control measures.

The validity and integrity of this report will remain intact as long as it is accompanied by this letter and reproduced in full, unless written approval is granted by XENCO Laboratories. This report will be filed for at least 5 years in our archives after which time it will be destroyed without further notice, unless otherwise arranged with you. The samples received, and described as recorded in Report No. 290660 will be filed for 60 days, and after that time they will be properly disposed without further notice, unless otherwise arranged with you. We reserve the right to return to you any unused samples, extracts or solutions related to them if we consider so necessary (e.g., samples identified as hazardous waste, sample sizes exceeding analytical standard practices, controlled substances under regulated protocols, etc).

We thank you for selecting XENCO Laboratories to serve your analytical needs. If you have any questions concerning this report, please feel free to contact us at any time.

Respectfully,

Brent Barron

Odessa Laboratory Director

Recipient of the Prestigious Small Business Administration Award of Excellence in 1994.

Certified and approved by numerous States and Agencies.

A Small Business and Minority Status Company that delivers SERVICE and QUALITY

Houston - Dallas - San Antonio - Austin - Tampa - Miami - Latin America



Sample Cross Reference 290660

PLAINS ALL AMERICAN EH&S, Midland, TX

Frisko Skelly #1

Sample Id	Matrix	Date Collected	Sample Depth	Lab Sample Id
Blended S/P 1	S	Oct-02-07 16:00		290660-001



Certificate of Analysis Summary 290660
PLAINS ALL AMERICAN EH&S, Midland, TX

Project Id: 2004-00196
Contact: Camille Reynolds
Project Location: Lea County, NM


Project Name: Frisco Skelly #1

Date Received in Lab: Wed Oct-03-07 02:30 pm
Report Date: 05-OCT-07
Project Manager: Brent Barron, II

Analysis Requested	290660-001			
	Lab Id:	Field Id:	Depth:	Matrix:
BTEX by EPA 8021B	Sampled:	Oct-02-07 16:00	SOIL	
	Extracted:	Oct-04-07 14:00		
	Analyzed:	Oct-04-07 21:10		
	Units/RL:	mg/kg RL		
	Benzene	ND 0.0011		
	Toluene	ND 0.0011		
Total Xylenes	Ethylbenzene	ND 0.0011		
	m,p-Xylene	ND 0.0022		
	o-Xylene	ND 0.0011		
	Total Xylenes	ND		
Total BTEX		ND		
Percent Moisture	Extracted:	Oct-03-07 15:30		
	Analyzed:	% RL		
	Units/RL:	7.58 1.00		
TPH by SW8015 Mod	Extracted:	Oct-03-07 14:53		
	Analyzed:	Oct-03-07 18:43		
	Units/RL:	mg/kg RL		
	C6-C12 Gasoline Range Hydrocarbons	ND 10.8		
	C12-C28 Diesel Range Hydrocarbons	109 10.8		
	C28-C35 Oil Range Hydrocarbons	20.8 10.8		
Total TPH		129.8		

This analytical report, and the entire data package it represents, has been made for your exclusive and confidential use. The interpretations and results expressed throughout this analytical report represent the best judgment of XENCO Laboratories. XENCO Laboratories assumes no responsibility and makes no warranty to the end use of the data hereby presented. Our liability is limited to the amount invoiced for this work order unless otherwise agreed to in writing.

Since 1990 Houston - Dallas - San Antonio - Austin - Tampa - Miami - Latin America


Brent Barron
Odessa Laboratory Director



Flagging Criteria

- X In our quality control review of the data a QC deficiency was observed and flagged as noted. MS/MSD recoveries were found to be outside of the laboratory control limits due to possible matrix /chemical interference, or a concentration of target analyte high enough to effect the recovery of the spike concentration. This condition could also effect the relative percent difference in the MS/MSD.
- B A target analyte or common laboratory contaminant was identified in the method blank. Its presence indicates possible field or laboratory contamination.
- D The sample(s) were diluted due to targets detected over the highest point of the calibration curve, or due to matrix interference. Dilution factors are included in the final results. The result is from a diluted sample.
- E The data exceeds the upper calibration limit; therefore, the concentration is reported as estimated.
- F RPD exceeded lab control limits.
- J The target analyte was positively identified below the MQL and above the SQL.
- U Analyte was not detected.
- L The LCS data for this analytical batch was reported below the laboratory control limits for this analyte. The department supervisor and QA Director reviewed data. The samples were either reanalyzed or flagged as estimated concentrations.
- H The LCS data for this analytical batch was reported above the laboratory control limits. Supporting QC Data were reviewed by the Department Supervisor and QA Director. Data were determined to be valid for reporting.
- K Sample analyzed outside of recommended hold time.

* Outside XENCO'S scope of NELAC Accreditation

Recipient of the Prestigious Small Business Administration Award of Excellence in 1994.

Certified and approved by numerous States and Agencies.

A Small Business and Minority Status Company that delivers SERVICE and QUALITY

Houston - Dallas - San Antonio - Austin - Tampa - Miami - Latin America

11381 Meadowglen Lane Suite L Houston, Tx 77082-2647
9701 Harry Hines Blvd , Dallas, TX 75220
5332 Blackberry Drive, Suite 104, San Antonio, TX 78238
2505 N. Falkenburg Rd., Tampa, FL 33619
5757 NW 158th St, Miami Lakes, FL 33014

Phone	Fax
(281) 589-0692	(281) 589-0695
(214) 902 0300	(214) 351-9139
(210) 509-3334	(201) 509-3335
(813) 620-2000	(813) 620-2033
(305) 823-8500	(305) 823-8555



Form 2 - Surrogate Recoveries

Project Name: Frisco Skelly #1

Work Order #: 290660

Project ID: 2004-00196

Lab Batch #: 705783

Sample: 290660-001 / SMP

Batch: 1 Matrix: Soil

Units: mg/kg

SURROGATE RECOVERY STUDY

BTEX by EPA 8021B	Amount Found [A]	True Amount [B]	Recovery % R [D]	Control Limits % R	Flags
Analytes					
1,4-Difluorobenzene	0.0303	0.0300	101	80-120	
4-Bromofluorobenzene	0.0273	0.0300	91	80-120	

Lab Batch #: 705783

Sample: 290724-005 S / MS

Batch: 1 Matrix: Soil

Units: mg/kg

SURROGATE RECOVERY STUDY

BTEX by EPA 8021B	Amount Found [A]	True Amount [B]	Recovery % R [D]	Control Limits % R	Flags
Analytes					
1,4-Difluorobenzene	0.0333	0.0300	111	80-120	
4-Bromofluorobenzene	0.0332	0.0300	111	80-120	

Lab Batch #: 705783

Sample: 290724-005 SD / MSD

Batch: 1 Matrix: Soil

Units: mg/kg

SURROGATE RECOVERY STUDY

BTEX by EPA 8021B	Amount Found [A]	True Amount [B]	Recovery % R [D]	Control Limits % R	Flags
Analytes					
1,4-Difluorobenzene	0.0322	0.0300	107	80-120	
4-Bromofluorobenzene	0.0326	0.0300	109	80-120	

Lab Batch #: 705783

Sample: 500103-1-BKS / BKS

Batch: 1 Matrix: Solid

Units: mg/kg

SURROGATE RECOVERY STUDY

BTEX by EPA 8021B	Amount Found [A]	True Amount [B]	Recovery % R [D]	Control Limits % R	Flags
Analytes					
1,4-Difluorobenzene	0.0291	0.0300	97	80-120	
4-Bromofluorobenzene	0.0263	0.0300	88	80-120	

Lab Batch #: 705783

Sample: 500103-1-BLK / BLK

Batch: 1 Matrix: Solid

Units: mg/kg

SURROGATE RECOVERY STUDY

BTEX by EPA 8021B	Amount Found [A]	True Amount [B]	Recovery % R [D]	Control Limits % R	Flags
Analytes					
1,4-Difluorobenzene	0.0312	0.0300	104	80-120	
4-Bromofluorobenzene	0.0262	0.0300	87	80-120	

** Surrogates outside limits; data and surrogates confirmed by reanalysis

*** Poor recoveries due to dilution

Surrogate Recovery [D] = $100 * A / B$

All results are based on MDL and validated for QC purposes.



Form 2 - Surrogate Recoveries

Project Name: Frisco Skelly #1

Work Order #: 290660

Project ID: 2004-00196

Lab Batch #: 705806

Sample: 290601-001 S / MS

Batch: 1 Matrix: Soil

Units: mg/kg

SURROGATE RECOVERY STUDY

TPH by SW8015 Mod	Amount Found [A]	True Amount [B]	Recovery % R [D]	Control Limits % R	Flags
Analytes					
1-Chlorooctadecane	42.2	50.0	84	70-135	
1-Chlorooctane	58.2	50.0	116	70-135	

Lab Batch #: 705806

Sample: 290601-001 SD / MSD

Batch: 1 Matrix: Soil

Units: mg/kg

SURROGATE RECOVERY STUDY

TPH by SW8015 Mod	Amount Found [A]	True Amount [B]	Recovery % R [D]	Control Limits % R	Flags
Analytes					
1-Chlorooctadecane	38.8	50.0	78	70-135	
1-Chlorooctane	55.4	50.0	111	70-135	

Lab Batch #: 705806

Sample: 290660-001 / SMP

Batch: 1 Matrix: Soil

Units: mg/kg

SURROGATE RECOVERY STUDY

TPH by SW8015 Mod	Amount Found [A]	True Amount [B]	Recovery % R [D]	Control Limits % R	Flags
Analytes					
1-Chlorooctadecane	44.2	50.0	88	70-135	
1-Chlorooctane	49.3	50.0	99	70-135	

Lab Batch #: 705806

Sample: 500109-1-BKS / BKS

Batch: 1 Matrix: Solid

Units: mg/kg

SURROGATE RECOVERY STUDY

TPH by SW8015 Mod	Amount Found [A]	True Amount [B]	Recovery % R [D]	Control Limits % R	Flags
Analytes					
1-Chlorooctadecane	42.1	50.0	84	70-135	
1-Chlorooctane	60.4	50.0	121	70-135	

Lab Batch #: 705806

Sample: 500109-1-BLK / BLK

Batch: 1 Matrix: Solid

Units: mg/kg

SURROGATE RECOVERY STUDY

TPH by SW8015 Mod	Amount Found [A]	True Amount [B]	Recovery % R [D]	Control Limits % R	Flags
Analytes					
1-Chlorooctadecane	41.9	50.0	84	70-135	
1-Chlorooctane	46.5	50.0	93	70-135	

** Surrogates outside limits; data and surrogates confirmed by reanalysis

*** Poor recoveries due to dilution

Surrogate Recovery [D] = $100 * A / B$

All results are based on MDL and validated for QC purposes.



Blank Spike Recovery

Project Name: Frisco Skelly #1

Work Order #: 290660

Project ID:

2004-00196

Lab Batch #: 705783

Sample: 500103-1-BKS

Matrix: Solid

Date Analyzed: 10/04/2007

Date Prepared: 10/04/2007

Analyst: SHE

Reporting Units: mg/kg

Batch #: 1

BLANK /BLANK SPIKE RECOVERY STUDY

BTEX by EPA 8021B Analytes	Blank Result [A]	Spike Added [B]	Blank Spike Result [C]	Blank Spike % R [D]	Control Limits % R	Flags
Benzene	ND	0.1000	0.0849	85	70-130	
Toluene	ND	0.1000	0.0851	85	70-130	
Ethylbenzene	ND	0.1000	0.0866	87	71-129	
m,p-Xylene	ND	0.2000	0.1722	86	70-135	
o-Xylene	ND	0.1000	0.0870	87	71-133	

Lab Batch #: 705806

Sample: 500109-1-BKS

Matrix: Solid

Date Analyzed: 10/03/2007

Date Prepared: 10/03/2007

Analyst: SHE

Reporting Units: mg/kg

Batch #: 1

BLANK /BLANK SPIKE RECOVERY STUDY

TPH by SW8015 Mod Analytes	Blank Result [A]	Spike Added [B]	Blank Spike Result [C]	Blank Spike % R [D]	Control Limits % R	Flags
C6-C12 Gasoline Range Hydrocarbons	ND	500	431	86	70-135	
C12-C28 Diesel Range Hydrocarbons	ND	500	442	88	70-135	

Blank Spike Recovery [D] = $100 \times [C]/[B]$

All results are based on MDL and validated for QC purposes.



Form 3 - MS / MSD Recoveries

Project Name: Frisco Skelly #1

Work Order # 290660

Lab Batch ID: 705783

Date Analyzed: 10/04/2007

Reporting Units: mg/kg

Project ID: 2004-00196

QC- Sample ID: 290724-005 S Batch #: 1 Matrix: Soil

Date Prepared: 10/04/2007 Analyst: SHE

MATRIX SPIKE / MATRIX SPIKE DUPLICATE RECOVERY STUDY													
Reporting Units: mg/kg	BTEX by EPA 8021B Analytes	Parent Sample Result [A]	Spike Added [B]	Spiked Sample Result [C]	Spiked Sample %R [D]	Spike Added [E]	Duplicate Spiked Sample Result [F]	Spiked Dup. %R [G]	RPD %	Control Limits %R	Control Limits %RPD	Flag	
	Benzene	ND	0.1059	0.0874	83	0.1059	0.0861	81	2	70-130	35		
	Toluene	ND	0.1059	0.0848	80	0.1059	0.0852	80	0	70-130	35		
	Ethylbenzene	ND	0.1059	0.0870	82	0.1059	0.0857	81	1	71-129	35		
	m,p-Xylene	ND	0.2119	0.1756	83	0.2119	0.1769	83	0	70-135	35		
	o-Xylene	ND	0.1059	0.0891	84	0.1059	0.0866	82	2	71-133	35		

Lab Batch ID: 705806

Date Analyzed: 10/04/2007

Reporting Units: mg/kg

QC- Sample ID: 290601-001 S Batch #: 1 Matrix: Soil

Date Prepared: 10/03/2007 Analyst: SHE

MATRIX SPIKE / MATRIX SPIKE DUPLICATE RECOVERY STUDY												
Reporting Units: mg/kg	TPH by SW8015 Mod Analytes	Parent Sample Result [A]	Spike Added [B]	Spiked Sample Result [C]	Spiked Sample %R [D]	Spike Added [E]	Duplicate Spiked Sample Result [F]	Spiked Dup. %R [G]	RPD %	Control Limits %R	Control Limits %RPD	Flag
	C6-C12 Gasoline Range Hydrocarbons	ND	524	449	86	524	426	81	6	70-135	35	
	C12-C28 Diesel Range Hydrocarbons	111	524	525	79	524	460	67	16	70-135	35	X

Matrix Spike Percent Recovery $[D] = 100 \cdot (C-A)/B$
Relative Percent Difference $RPD = 200 \cdot (D-G)/(D+G)$

ND = Not Detected, J = Present Below Reporting Limit, B = Present in Blank, NR = Not Requested, I = Interference, NA = Not Applicable
N = See Narrative, EQL = Estimated Quantitation Limit

Matrix Spike Duplicate Percent Recovery $[G] = 100 \cdot (F-A)/E$



Sample Duplicate Recovery

Project Name: Frisco Skelly #1

Work Order #: 290660

Lab Batch #: 705642

Project ID: 2004-00196

Date Analyzed: 10/03/2007

Date Prepared: 10/03/2007

Analyst: RBA

QC- Sample ID: 290660-001 D

Batch #: 1

Matrix: Soil

Reporting Units: %

SAMPLE / SAMPLE DUPLICATE RECOVERY					
Percent Moisture	Parent Sample Result [A]	Sample Duplicate Result [B]	RPD	Control Limits %RPD	Flag
Analyte					
Percent Moisture	7.58	9.32	21	20	F

Spike Relative Difference RPD $200 * |(B-A)/(B+A)|$
All Results are based on MDL and validated for QC purposes.

Environmental Lab of Texas

Variance/ Corrective Action Report- Sample Log-In

Client: Basin / Plains

Date/ Time: 10-3-07 2:30

Lab ID #: 290660

Initials: AL

Sample Receipt Checklist

Client Initials

#1	Temperature of container/ cooler?	<u>Yes</u>	No	<u>1.0</u> °C	
#2	Shipping container in good condition?	<u>Yes</u>	No		
#3	Custody Seals intact on shipping container/ cooler?	<u>Yes</u>	No	Not Present	
#4	Custody Seals intact on sample bottles/ container?	<u>Yes</u>	No	Not Present	
#5	Chain of Custody present?	<u>Yes</u>	No		
#6	Sample instructions complete of Chain of Custody?	<u>Yes</u>	No		
#7	Chain of Custody signed when relinquished/ received?	<u>Yes</u>	No		
#8	Chain of Custody agrees with sample label(s)?	<u>Yes</u>	No	ID written on Cont./ Lid	
#9	Container label(s) legible and intact?	<u>Yes</u>	No	Not Applicable	
#10	Sample matrix/ properties agree with Chain of Custody?	<u>Yes</u>	No		
#11	Containers supplied by ELOT?	<u>Yes</u>	No		
#12	Samples in proper container/ bottle?	<u>Yes</u>	No	See Below	
#13	Samples properly preserved?	<u>Yes</u>	No	See Below	
#14	Sample bottles intact?	<u>Yes</u>	No		
#15	Preservations documented on Chain of Custody?	<u>Yes</u>	No		
#16	Containers documented on Chain of Custody?	<u>Yes</u>	No		
#17	Sufficient sample amount for indicated test(s)?	<u>Yes</u>	No	See Below	
#18	All samples received within sufficient hold time?	<u>Yes</u>	No	See Below	
#19	Subcontract of sample(s)?	<u>Yes</u>	No	<u>Not Applicable</u>	
#20	VOC samples have zero headspace?	<u>Yes</u>	No	Not Applicable	

Variance Documentation

Contact: _____ Contacted by: _____ Date/ Time: _____

Regarding: _____

Corrective Action Taken: _____

Check all that Apply:

☐

See attached e-mail/ fax

☐

Client understands and would like to proceed with analysis

☐

Cooling process had begun shortly after sampling event

Analytical Report 291202

for

PLAINS ALL AMERICAN EH&S

Project Manager: Camille Reynolds

Frisco Skelly # 1

2004-00196

18-OCT-07



12600 West I-20 East Odessa, Texas 79765

A Xenco Laboratories Company

Texas certification numbers:

Houston, TX T104704215

Florida certification numbers:

Houston, TX E871002 - Miami, FL E86678 - Tampa, FL E86675

**Houston - Dallas - San Antonio - Austin - Tampa - Miami - Latin America
Midland - Corpus Christi - Atlanta**



18-OCT-07

Project Manager: **Camille Reynolds**
PLAINS ALL AMERICAN EH&S
1301 S. COUNTY ROAD 1150
Midland, TX 79706

Reference: XENCO Report No: **291202**
Frisco Skelly # 1
Project Address: Lea County, NM

Camille Reynolds:

We are reporting to you the results of the analyses performed on the samples received under the project name referenced above and identified with the XENCO Report Number 291202. All results being reported under this Report Number apply to the samples analyzed and properly identified with a Laboratory ID number. Subcontracted analyses are identified in this report with either the NELAC certification number of the subcontract lab in the analyst ID field, or the complete subcontracted report attached to this report.

Unless otherwise noted in a Case Narrative, all data reported in this Analytical Report are in compliance with NELAC standards. Estimation of data uncertainty for this report is found in the quality control section of this report unless otherwise noted. Should insufficient sample be provided to the laboratory to meet the method and NELAC Matrix Duplicate and Matrix Spike requirements, then the data will be analyzed, evaluated and reported using all other available quality control measures.

The validity and integrity of this report will remain intact as long as it is accompanied by this letter and reproduced in full, unless written approval is granted by XENCO Laboratories. This report will be filed for at least 5 years in our archives after which time it will be destroyed without further notice, unless otherwise arranged with you. The samples received, and described as recorded in Report No. 291202 will be filed for 60 days, and after that time they will be properly disposed without further notice, unless otherwise arranged with you. We reserve the right to return to you any unused samples, extracts or solutions related to them if we consider so necessary (e.g., samples identified as hazardous waste, sample sizes exceeding analytical standard practices, controlled substances under regulated protocols, etc).

We thank you for selecting XENCO Laboratories to serve your analytical needs. If you have any questions concerning this report, please feel free to contact us at any time.

Respectfully,

Brent Barron

Odessa Laboratory Director

Recipient of the Prestigious Small Business Administration Award of Excellence in 1994.

Certified and approved by numerous States and Agencies.

A Small Business and Minority Status Company that delivers SERVICE and QUALITY

Houston - Dallas - San Antonio - Austin - Tampa - Miami - Latin America



Sample Cross Reference 291202

PLAINS ALL AMERICAN EH&S, Midland, TX

Frisco Skelly # 1

Sample Id	Matrix	Date Collected	Sample Depth	Lab Sample Id
Screened S/P 2	S	Oct-11-07 14:00		291202-001



Certificate of Analysis Summary 291202
PLAINS ALL AMERICAN EH&S, Midland, TX

Project Id: 2004-00196
Contact: Camille Reynolds
Project Location: Lea County, NM

Project Name: Frisco Skelly # 1
Date Received in Lab: Fri Oct-12-07 01:30 pm
Report Date: 18-OCT-07
Project Manager: Brent Barron, II

Analysis Requested	Lab Id:		291202-001 Screened S/P 2				
	Field Id:	Depth:					
BTEX by EPA 8021B	Matrix:		SOIL				
	Sampled:		Oct-11-07 14:00				
	Extracted:		Oct-17-07 08:14				
	Analyzed:		Oct-17-07 10:38				
	Units/RL:		mg/kg RL				
	Benzene		ND 0.0011				
	Toluene		ND 0.0011				
Percent Moisture	Ethylbenzene		ND 0.0011				
	m,p-Xylene		ND 0.0021				
	o-Xylene		ND 0.0011				
	Total Xylenes		ND				
TPH by SW8015 Mod	Total BTEX		ND				
	Extracted:						
	Analyzed:		Oct-12-07 14:15				
C6-C12 Gasoline Range Hydrocarbons	Units/RL:		% RL				
	Percent Moisture		6.56 1.00				
	Extracted:		Oct-15-07 13:00				
	Analyzed:		Oct-15-07 17:59				
C12-C28 Diesel Range Hydrocarbons	Units/RL:		mg/kg RL				
	C6-C12 Gasoline Range Hydrocarbons		113 16.1				
	C12-C28 Diesel Range Hydrocarbons		248 16.1				
C28-C35 Oil Range Hydrocarbons			37.9 16.1				

This analytical report, and the entire data package it represents, has been made for your exclusive and confidential use. The interpretations and results expressed throughout this analytical report represent the best judgment of XENCO Laboratories. XENCO Laboratories assumes no responsibility and makes no warranty to the end use of the data hereby presented. Our liability is limited to the amount invoiced for this work order unless otherwise agreed to in writing.

Since 1990 Houston - Dallas - San Antonio - Austin - Tampa - Miami - Latin America


Brent Barron
Odessa Laboratory Director



Flagging Criteria

- X** In our quality control review of the data a QC deficiency was observed and flagged as noted. MS/MSD recoveries were found to be outside of the laboratory control limits due to possible matrix /chemical interference, or a concentration of target analyte high enough to effect the recovery of the spike concentration. This condition could also effect the relative percent difference in the MS/MSD.
- B** A target analyte or common laboratory contaminant was identified in the method blank. Its presence indicates possible field or laboratory contamination.
- D** The sample(s) were diluted due to targets detected over the highest point of the calibration curve, or due to matrix interference. Dilution factors are included in the final results. The result is from a diluted sample.
- E** The data exceeds the upper calibration limit; therefore, the concentration is reported as estimated.
- F** RPD exceeded lab control limits.
- J** The target analyte was positively identified below the MQL and above the SQL.
- U** Analyte was not detected.
- L** The LCS data for this analytical batch was reported below the laboratory control limits for this analyte. The department supervisor and QA Director reviewed data. The samples were either reanalyzed or flagged as estimated concentrations.
- H** The LCS data for this analytical batch was reported above the laboratory control limits. Supporting QC Data were reviewed by the Department Supervisor and QA Director. Data were determined to be valid for reporting.
- K** Sample analyzed outside of recommended hold time.

* Outside XENCO'S scope of NELAC Accreditation

Recipient of the Prestigious Small Business Administration Award of Excellence in 1994.

Certified and approved by numerous States and Agencies.

A Small Business and Minority Status Company that delivers SERVICE and QUALITY

Houston - Dallas - San Antonio - Austin - Tampa - Miami - Latin America

11381 Meadowglen Lane Suite L Houston, Tx 77082-2647
9701 Harry Hines Blvd , Dallas, TX 75220
5332 Blackberry Drive, Suite 104, San Antonio, TX 78238
2505 N. Falkenburg Rd., Tampa, FL 33619
5757 NW 158th St, Miami Lakes, FL 33014

Phone	Fax
(281) 589-0692	(281) 589-0695
(214) 902 0300	(214) 351-9139
(210) 509-3334	(201) 509-3335
(813) 620-2000	(813) 620-2033
(305) 823-8500	(305) 823-8555



Form 2 - Surrogate Recoveries

Project Name: Frisco Skelly # 1

Work Order #: 291202

Project ID: 2004-00196

Lab Batch #: 706593

Sample: 291202-001 / SMP

Batch: 1 Matrix: Soil

Units: mg/kg

SURROGATE RECOVERY STUDY

BTEX by EPA 8021B Analytes	Amount Found [A]	True Amount [B]	Recovery %R [D]	Control Limits %R	Flags
1,4-Difluorobenzene	0.0305	0.0300	102	80-120	
4-Bromofluorobenzene	0.0255	0.0300	85	80-120	

Lab Batch #: 706593

Sample: 291354-001 S / MS

Batch: 1 Matrix: Soil

Units: mg/kg

SURROGATE RECOVERY STUDY

BTEX by EPA 8021B Analytes	Amount Found [A]	True Amount [B]	Recovery %R [D]	Control Limits %R	Flags
1,4-Difluorobenzene	0.0333	0.0300	111	80-120	
4-Bromofluorobenzene	0.0292	0.0300	97	80-120	

Lab Batch #: 706593

Sample: 291354-001 SD / MSD

Batch: 1 Matrix: Soil

Units: mg/kg

SURROGATE RECOVERY STUDY

BTEX by EPA 8021B Analytes	Amount Found [A]	True Amount [B]	Recovery %R [D]	Control Limits %R	Flags
1,4-Difluorobenzene	0.0320	0.0300	107	80-120	
4-Bromofluorobenzene	0.0293	0.0300	98	80-120	

Lab Batch #: 706593

Sample: 500501-1-BKS / BKS

Batch: 1 Matrix: Solid

Units: mg/kg

SURROGATE RECOVERY STUDY

BTEX by EPA 8021B Analytes	Amount Found [A]	True Amount [B]	Recovery %R [D]	Control Limits %R	Flags
1,4-Difluorobenzene	0.0296	0.0300	99	80-120	
4-Bromofluorobenzene	0.0265	0.0300	88	80-120	

Lab Batch #: 706593

Sample: 500501-1-BLK / BLK

Batch: 1 Matrix: Solid

Units: mg/kg

SURROGATE RECOVERY STUDY

BTEX by EPA 8021B Analytes	Amount Found [A]	True Amount [B]	Recovery %R [D]	Control Limits %R	Flags
1,4-Difluorobenzene	0.0312	0.0300	104	80-120	
4-Bromofluorobenzene	0.0257	0.0300	86	80-120	

** Surrogates outside limits; data and surrogates confirmed by reanalysis

*** Poor recoveries due to dilution

Surrogate Recovery [D] = $100 * A / B$

All results are based on MDL and validated for QC purposes.



Form 2 - Surrogate Recoveries

Project Name: Frisco Skelly # 1

Work Order #: 291202

Project ID: 2004-00196

Lab Batch #: 706593

Sample: 500501-1-BSD / BSD

Batch: 1 Matrix: Solid

Units: mg/kg

SURROGATE RECOVERY STUDY

BTEX by EPA 8021B	Amount Found [A]	True Amount [B]	Recovery %R [D]	Control Limits %R	Flags
Analytes					
1,4-Difluorobenzene	0.0293	0.0300	98	80-120	
4-Bromofluorobenzene	0.0274	0.0300	91	80-120	

Lab Batch #: 706497

Sample: 291202-001 / SMP

Batch: 1 Matrix: Soil

Units: mg/kg

SURROGATE RECOVERY STUDY

TPH by SW8015 Mod	Amount Found [A]	True Amount [B]	Recovery %R [D]	Control Limits %R	Flags
Analytes					
1-Chlorooctane	108	100	108	70-135	
o-Terphenyl	58.7	50.0	117	70-135	

Lab Batch #: 706497

Sample: 291202-001 S / MS

Batch: 1 Matrix: Soil

Units: mg/kg

SURROGATE RECOVERY STUDY

TPH by SW8015 Mod	Amount Found [A]	True Amount [B]	Recovery %R [D]	Control Limits %R	Flags
Analytes					
1-Chlorooctane	119	100	119	70-135	
o-Terphenyl	53.7	50.0	107	70-135	

Lab Batch #: 706497

Sample: 291202-001 SD / MSD

Batch: 1 Matrix: Soil

Units: mg/kg

SURROGATE RECOVERY STUDY

TPH by SW8015 Mod	Amount Found [A]	True Amount [B]	Recovery %R [D]	Control Limits %R	Flags
Analytes					
1-Chlorooctane	121	100	121	70-135	
o-Terphenyl	55.5	50.0	111	70-135	

Lab Batch #: 706497

Sample: 500450-1-BKS / BKS

Batch: 1 Matrix: Solid

Units: mg/kg

SURROGATE RECOVERY STUDY

TPH by SW8015 Mod	Amount Found [A]	True Amount [B]	Recovery %R [D]	Control Limits %R	Flags
Analytes					
1-Chlorooctane	113	100	113	70-135	
o-Terphenyl	50.5	50.0	101	70-135	

** Surrogates outside limits; data and surrogates confirmed by reanalysis

*** Poor recoveries due to dilution

Surrogate Recovery [D] = $100 * A / B$

All results are based on MDL and validated for QC purposes.



Form 2 - Surrogate Recoveries

Project Name: Frisco Skelly # 1

Work Order #: 291202

Project ID: 2004-00196

Lab Batch #: 706497

Sample: 500450-1-BLK / BLK

Batch: 1 Matrix: Solid

Units: mg/kg

SURROGATE RECOVERY STUDY

TPH by SW8015 Mod Analytes	Amount Found [A]	True Amount [B]	Recovery %R [D]	Control Limits %R	Flags
1-Chlorooctane	86.5	100	87	70-135	
o-Terphenyl	42.8	50.0	86	70-135	

** Surrogates outside limits; data and surrogates confirmed by reanalysis

*** Poor recoveries due to dilution

Surrogate Recovery [D] = $100 * A / B$

All results are based on MDL and validated for QC purposes.



Blank Spike Recovery

Project Name: Frisco Skelly # 1

Work Order #: 291202

Project ID:

2004-00196

Lab Batch #: 706497

Sample: 500450-1-BKS

Matrix: Solid

Date Analyzed: 10/16/2007

Date Prepared: 10/15/2007

Analyst: SHE

Reporting Units: mg/kg

Batch #: 1

BLANK /BLANK SPIKE RECOVERY STUDY

TPH by SW8015 Mod Analytes	Blank Result [A]	Spike Added [B]	Blank Spike Result [C]	Blank Spike %R [D]	Control Limits %R	Flags
C6-C12 Gasoline Range Hydrocarbons	ND	1000	955	96	70-135	
C12-C28 Diesel Range Hydrocarbons	ND	1000	1000	100	70-135	

Blank Spike Recovery [D] = $100 \times [C]/[B]$

All results are based on MDL and validated for QC purposes.



BS / BSD Recoveries

Project Name: Frisco Skelly # 1

Work Order #: 291202

Analyst: SHE

Lab Batch ID: 706593

Sample: 500501-1-BKS

Date Prepared: 10/17/2007

Batch #: 1

Project ID: 2004-00196

Date Analyzed: 10/17/2007

Matrix: Solid

Units: mg/kg

BLANK /BLANK SPIKE / BLANK SPIKE DUPLICATE RECOVERY STUDY											
Analytes	BTEX by EPA 8021B										
	Blank Sample Result [A]	Spike Added [B]	Blank Spike Result [C]	Blank Spike %R [D]	Spike Added [E]	Blank Spike Duplicate Result [F]	Blk. Spk Dup. %R [G]	RPD %	Control Limits %R	Control Limits %RPD	Flag
	Benzene	ND	0.1000	0.0789	79	0.1	0.0839	84	6	70-130	35
	Toluene	ND	0.1000	0.0811	81	0.1	0.0859	86	6	70-130	35
	Ethylbenzene	ND	0.1000	0.0842	84	0.1	0.0896	90	6	71-129	35
	m,p-Xylene	ND	0.2000	0.1664	83	0.2	0.1776	89	7	70-135	35
	o-Xylene	ND	0.1000	0.0832	83	0.1	0.0887	89	6	71-133	35

Relative Percent Difference RPD = $200 * [(D-F) / (D+F)]$

Blank Spike Recovery [D] = $100 * (C) / (B)$

Blank Spike Duplicate Recovery [G] = $100 * (F) / (E)$

All results are based on MDL and Validated for QC Purposes



Form 3 - MS / MSD Recoveries

Project Name: Frisco Skelly # 1

Work Order #: 291202

Lab Batch ID: 706593

Date Analyzed: 10/17/2007

Reporting Units: mg/kg

Project ID: 2004-00196

QC- Sample ID: 291354-001 S

Batch #: 1 Matrix: Soil

Date Prepared: 10/17/2007

Analyst: SHE

Reporting Units: mg/kg												
MATRIX SPIKE / MATRIX SPIKE DUPLICATE RECOVERY STUDY												
BTEX by EPA 8021B Analytes	Parent Sample Result [A]	Spike Added [B]	Spiked Sample Result [C]	Spiked Sample %R [D]	Spike Added [E]	Duplicate Spiked Sample Result [F]	Spiked Dup. %R [G]	RPD %	Control Limits %R	Control Limits %RPD	Flag	
	Benzene	ND	0.1057	0.0706	67	0.1057	0.0613	58	14	70-130	35	X
	Toluene	ND	0.1057	0.0675	64	0.1057	0.0579	55	15	70-130	35	X
	Ethylbenzene	ND	0.1057	0.0618	58	0.1057	0.0522	49	17	71-129	35	X
	m,p-Xylene	ND	0.2115	0.1246	59	0.2115	0.1040	49	19	70-135	35	X
	o-Xylene	ND	0.1057	0.0637	60	0.1057	0.0543	51	16	71-133	35	X

Lab Batch ID: 706497

Date Analyzed: 10/15/2007

Reporting Units: mg/kg

QC- Sample ID: 291202-001 S

Batch #: 1 Matrix: Soil

Date Prepared: 10/15/2007

Analyst: SHE

Reporting Units: mg/kg											
MATRIX SPIKE / MATRIX SPIKE DUPLICATE RECOVERY STUDY											
Analytes	Parent Sample Result [A]	Spike Added [B]	Spiked Sample Result [C]	Spiked Sample %R [D]	Spike Added [E]	Duplicate Spiked Sample Result [F]	Spiked Dup. %R [G]	RPD %	Control Limits %R	Control Limits %RPD	Flag
C6-C12 Gasoline Range Hydrocarbons	113	1070	1040	87	1070	1070	89	2	70-135	35	
C12-C28 Diesel Range Hydrocarbons	248	1070	1130	82	1070	1160	85	4	70-135	35	

Matrix Spike Percent Recovery $[D] = 100 \times (C-A)/B$
Relative Percent Difference $RPD = 200 \times (D-G)/(D+G)$

ND = Not Detected, J = Present Below Reporting Limit, B = Present in Blank, NR = Not Requested, I = Interference, NA = Not Applicable
N = See Narrative, EQ = Estimated Quantitation Limit

Matrix Spike Duplicate Percent Recovery $[G] = 100 \times (F-A)/E$



Sample Duplicate Recovery

Project Name: Frisco Skelly # 1

Work Order #: 291202

Lab Batch #: 706356

Project ID: 2004-00196

Date Analyzed: 10/12/2007

Date Prepared: 10/12/2007

Analyst: WRU

QC- Sample ID: 291164-015 D

Batch #: 1

Matrix: Soil

Reporting Units: %

SAMPLE / SAMPLE DUPLICATE RECOVERY					
Percent Moisture	Parent Sample Result [A]	Sample Duplicate Result [B]	RPD	Control Limits %RPD	Flag
Analyte					
Percent Moisture	3.19	3.20	0	20	

Spike Relative Difference RPD $200 * |(B-A)/(B+A)|$

All Results are based on MDL and validated for QC purposes.

CHAIN OF CUSTODY RECORD AND ANALYSIS REQUEST

Phone: 432-563-1800
Fax: 432-563-1713

100

Environmental Lab of Texas

Variance/ Corrective Action Report- Sample Log-In

Client: Basin Env. | Plains
 Date/ Time: 10-12-07 1:30
 Lab ID #: 291202
 Initials: CL

Sample Receipt Checklist

				Client Initials
#1	Temperature of container/ cooler?	<input checked="" type="radio"/> Yes	No	<u>00</u> °C
#2	Shipping container in good condition?	<input checked="" type="radio"/> Yes	No	
#3	Custody Seals intact on shipping container/ cooler?	<input checked="" type="radio"/> Yes	No	Not Present
#4	Custody Seals intact on sample bottles/ container?	<input checked="" type="radio"/> Yes	No	Not Present
#5	Chain of Custody present?	<input checked="" type="radio"/> Yes	No	
#6	Sample instructions complete of Chain of Custody?	<input checked="" type="radio"/> Yes	No	
#7	Chain of Custody signed when relinquished/ received?	<input checked="" type="radio"/> Yes	No	
#8	Chain of Custody agrees with sample label(s)?	<input checked="" type="radio"/> Yes	No	ID written on Cont./ Lid
#9	Container label(s) legible and intact?	<input checked="" type="radio"/> Yes	No	Not Applicable
#10	Sample matrix/ properties agree with Chain of Custody?	<input checked="" type="radio"/> Yes	No	
#11	Containers supplied by ELOT?	<input checked="" type="radio"/> Yes	No	
#12	Samples in proper container/ bottle?	<input checked="" type="radio"/> Yes	No	See Below
#13	Samples properly preserved?	<input checked="" type="radio"/> Yes	No	See Below
#14	Sample bottles intact?	<input checked="" type="radio"/> Yes	No	
#15	Preservations documented on Chain of Custody?	<input checked="" type="radio"/> Yes	No	
#16	Containers documented on Chain of Custody?	<input checked="" type="radio"/> Yes	No	
#17	Sufficient sample amount for indicated test(s)?	<input checked="" type="radio"/> Yes	No	See Below
#18	All samples received within sufficient hold time?	<input checked="" type="radio"/> Yes	No	See Below
#19	Subcontract of sample(s)?	<input checked="" type="radio"/> Yes	No	Not Applicable
#20	VOC samples have zero headspace?	<input checked="" type="radio"/> Yes	No	Not Applicable

Variance Documentation

Contact: _____ Contacted by: _____ Date/ Time: _____

Regarding: _____

Corrective Action Taken:

- Check all that Apply:
- ☐ See attached e-mail/ fax
 - ☐ Client understands and would like to proceed with analysis
 - ☐ Cooling process had begun shortly after sampling event

Analytical Report 291443

for

PLAINS ALL AMERICAN EH&S

Project Manager: Camille Reynolds

Frisco Skelly #1

2004-00196

18-OCT-07



12600 West I-20 East Odessa, Texas 79765

A Xenco Laboratories Company

Texas certification numbers:

Houston, TX T104704215

Florida certification numbers:

Houston, TX E871002 - Miami, FL E86678 - Tampa, FL E86675

**Houston - Dallas - San Antonio - Austin - Tampa - Miami - Latin America
Midland - Corpus Christi - Atlanta**



18-OCT-07

Project Manager: **Camille Reynolds**
PLAINS ALL AMERICAN EH&S
1301 S. COUNTY ROAD 1150
Midland, TX 79706

Reference: XENCO Report No: **291443**
Frisco Skelly #1
Project Address: Lea County, NM

Camille Reynolds:

We are reporting to you the results of the analyses performed on the samples received under the project name referenced above and identified with the XENCO Report Number 291443. All results being reported under this Report Number apply to the samples analyzed and properly identified with a Laboratory ID number. Subcontracted analyses are identified in this report with either the NELAC certification number of the subcontract lab in the analyst ID field, or the complete subcontracted report attached to this report.

Unless otherwise noted in a Case Narrative, all data reported in this Analytical Report are in compliance with NELAC standards. Estimation of data uncertainty for this report is found in the quality control section of this report unless otherwise noted. Should insufficient sample be provided to the laboratory to meet the method and NELAC Matrix Duplicate and Matrix Spike requirements, then the data will be analyzed, evaluated and reported using all other available quality control measures.

The validity and integrity of this report will remain intact as long as it is accompanied by this letter and reproduced in full, unless written approval is granted by XENCO Laboratories. This report will be filed for at least 5 years in our archives after which time it will be destroyed without further notice, unless otherwise arranged with you. The samples received, and described as recorded in Report No. 291443 will be filed for 60 days, and after that time they will be properly disposed without further notice, unless otherwise arranged with you. We reserve the right to return to you any unused samples, extracts or solutions related to them if we consider so necessary (e.g., samples identified as hazardous waste, sample sizes exceeding analytical standard practices, controlled substances under regulated protocols, etc).

We thank you for selecting XENCO Laboratories to serve your analytical needs. If you have any questions concerning this report, please feel free to contact us at any time.

Respectfully,

Brent Barron

Odessa Laboratory Director

Recipient of the Prestigious Small Business Administration Award of Excellence in 1994.

Certified and approved by numerous States and Agencies.

A Small Business and Minority Status Company that delivers SERVICE and QUALITY

Houston - Dallas - San Antonio - Austin - Tampa - Miami - Latin America



Sample Cross Reference 291443

PLAINS ALL AMERICAN EH&S, Midland, TX

Frisco Skelly #1

Sample Id	Matrix	Date Collected	Sample Depth	Lab Sample Id
Screened S/P 3	S	Oct-16-07 15:00		291443-001



Certificate of Analysis Summary 291443
PLAINS ALL AMERICAN EH&S, Midland, TX

Project Id: 2004-00196
Contact: Camille Reynolds
Project Location: Lea County, NM


Project Name: Frisco Skelly #1

Date Received in Lab: Wed Oct-17-07 12:00 pm
Report Date: 18-OCT-07
Project Manager: Brent Barron, II

Analysis Requested	Lab Id:			291443-001 Screened S/P 3				
	Field Id:	Depth:	Matrix:					
BTEX by EPA 8021B	Sampled:		SOIL	Oct-16-07 15:00				
	Extracted:	Oct-17-07 15:00						
	Analyzed:	Oct-17-07 15:19						
	Units/RL:	mg/kg RL						
	Benzene	ND 0.0010						
	Toluene	ND 0.0010						
	Ethylbenzene	ND 0.0010						
Percent Moisture	m,p-Xylene	ND 0.0020						
	o-Xylene	ND 0.0010						
	Total Xylenes	ND						
	Total BTEX	ND						
TPH by SW8015 Mod	Extracted:							
	Analyzed:	Oct-17-07 12:10						
C6-C12 Gasoline Range Hydrocarbons	Units/RL:	% RL						
	Percent Moisture	7.94 1.00						
	Extracted:	Oct-17-07 12:15						
	Analyzed:	Oct-17-07 16:35						
C12-C28 Diesel Range Hydrocarbons	Units/RL:	mg/kg RL						
	C6-C12 Gasoline Range Hydrocarbons	ND 16.3						
	C12-C28 Diesel Range Hydrocarbons	181 16.3						
C28-C35 Oil Range Hydrocarbons		25.6 16.3						

This analytical report, and the entire data package it represents, has been made for your exclusive and confidential use. The interpretations and results expressed throughout this analytical report represent the best judgment of XENCO Laboratories. XENCO Laboratories assumes no responsibility and makes no warranty to the end use of the data hereby presented. Our liability is limited to the amount invoiced for this work order unless otherwise agreed to in writing.

Since 1990 Houston - Dallas - San Antonio - Austin - Tampa - Miami - Latin America


Brent Barron
Odessa Laboratory Director



Flagging Criteria

- X** In our quality control review of the data a QC deficiency was observed and flagged as noted. MS/MSD recoveries were found to be outside of the laboratory control limits due to possible matrix /chemical interference, or a concentration of target analyte high enough to effect the recovery of the spike concentration. This condition could also effect the relative percent difference in the MS/MSD.
- B** A target analyte or common laboratory contaminant was identified in the method blank. Its presence indicates possible field or laboratory contamination.
- D** The sample(s) were diluted due to targets detected over the highest point of the calibration curve, or due to matrix interference. Dilution factors are included in the final results. The result is from a diluted sample.
- E** The data exceeds the upper calibration limit; therefore, the concentration is reported as estimated.
- F** RPD exceeded lab control limits.
- J** The target analyte was positively identified below the MQL and above the SQL.
- U** Analyte was not detected.
- L** The LCS data for this analytical batch was reported below the laboratory control limits for this analyte. The department supervisor and QA Director reviewed data. The samples were either reanalyzed or flagged as estimated concentrations.
- H** The LCS data for this analytical batch was reported above the laboratory control limits. Supporting QC Data were reviewed by the Department Supervisor and QA Director. Data were determined to be valid for reporting.
- K** Sample analyzed outside of recommended hold time.
- * Outside XENCO'S scope of NELAC Accreditation

Recipient of the Prestigious Small Business Administration Award of Excellence in 1994.

Certified and approved by numerous States and Agencies.

A Small Business and Minority Status Company that delivers SERVICE and QUALITY

Houston - Dallas - San Antonio - Austin - Tampa - Miami - Latin America

11381 Meadowglen Lane Suite L Houston, Tx 77082-2647
9701 Harry Hines Blvd , Dallas, TX 75220
5332 Blackberry Drive, Suite 104, San Antonio, TX 78238
2505 N. Falkenburg Rd., Tampa, FL 33619
5757 NW 158th St, Miami Lakes, FL 33014

Phone	Fax
(281) 589-0692	(281) 589-0695
(214) 902 0300	(214) 351-9139
(210) 509-3334	(201) 509-3335
(813) 620-2000	(813) 620-2033
(305) 823-8500	(305) 823-8555



Form 2 - Surrogate Recoveries

Project Name: Frisco Skelly #1

Work Order #: 291443

Project ID: 2004-00196

Lab Batch #: 706593

Sample: 291354-001 S / MS

Batch: 1 Matrix: Soil

Units: mg/kg

SURROGATE RECOVERY STUDY

BTEX by EPA 8021B	Amount Found [A]	True Amount [B]	Recovery %R [D]	Control Limits %R	Flags
Analytes					
1,4-Difluorobenzene	0.0333	0.0300	111	80-120	
4-Bromofluorobenzene	0.0292	0.0300	97	80-120	

Lab Batch #: 706593

Sample: 291354-001 SD / MSD

Batch: 1 Matrix: Soil

Units: mg/kg

SURROGATE RECOVERY STUDY

BTEX by EPA 8021B	Amount Found [A]	True Amount [B]	Recovery %R [D]	Control Limits %R	Flags
Analytes					
1,4-Difluorobenzene	0.0320	0.0300	107	80-120	
4-Bromofluorobenzene	0.0293	0.0300	98	80-120	

Lab Batch #: 706593

Sample: 291443-001 / SMP

Batch: 1 Matrix: Soil

Units: mg/kg

SURROGATE RECOVERY STUDY

BTEX by EPA 8021B	Amount Found [A]	True Amount [B]	Recovery %R [D]	Control Limits %R	Flags
Analytes					
1,4-Difluorobenzene	0.0300	0.0300	100	80-120	
4-Bromofluorobenzene	0.0244	0.0300	81	80-120	

Lab Batch #: 706593

Sample: 500501-1-BKS / BKS

Batch: 1 Matrix: Solid

Units: mg/kg

SURROGATE RECOVERY STUDY

BTEX by EPA 8021B	Amount Found [A]	True Amount [B]	Recovery %R [D]	Control Limits %R	Flags
Analytes					
1,4-Difluorobenzene	0.0296	0.0300	99	80-120	
4-Bromofluorobenzene	0.0265	0.0300	88	80-120	

Lab Batch #: 706593

Sample: 500501-1-BLK / BLK

Batch: 1 Matrix: Solid

Units: mg/kg

SURROGATE RECOVERY STUDY

BTEX by EPA 8021B	Amount Found [A]	True Amount [B]	Recovery %R [D]	Control Limits %R	Flags
Analytes					
1,4-Difluorobenzene	0.0312	0.0300	104	80-120	
4-Bromofluorobenzene	0.0257	0.0300	86	80-120	

** Surrogates outside limits; data and surrogates confirmed by reanalysis

*** Poor recoveries due to dilution

Surrogate Recovery [D] = $100 * A / B$

All results are based on MDL and validated for QC purposes.



Form 2 - Surrogate Recoveries

Project Name: Frisco Skelly #1

Work Order #: 291443

Project ID: 2004-00196

Lab Batch #: 706593

Sample: 500501-1-BSD / BSD

Batch: 1 Matrix: Solid

Units: mg/kg

SURROGATE RECOVERY STUDY

BTEX by EPA 8021B	Amount Found [A]	True Amount [B]	Recovery %R [D]	Control Limits %R	Flags
Analytes					
1,4-Difluorobenzene	0.0293	0.0300	98	80-120	
4-Bromofluorobenzene	0.0274	0.0300	91	80-120	

Lab Batch #: 706638

Sample: 291366-002 S / MS

Batch: 1 Matrix: Soil

Units: mg/kg

SURROGATE RECOVERY STUDY

TPH by SW8015 Mod	Amount Found [A]	True Amount [B]	Recovery %R [D]	Control Limits %R	Flags
Analytes					
1-Chlorooctane	104	100	104	70-135	
o-Terphenyl	42.8	50.0	86	70-135	

Lab Batch #: 706638

Sample: 291366-002 SD / MSD

Batch: 1 Matrix: Soil

Units: mg/kg

SURROGATE RECOVERY STUDY

TPH by SW8015 Mod	Amount Found [A]	True Amount [B]	Recovery %R [D]	Control Limits %R	Flags
Analytes					
1-Chlorooctane	103	100	103	70-135	
o-Terphenyl	45.3	50.0	91	70-135	

Lab Batch #: 706638

Sample: 291443-001 / SMP

Batch: 1 Matrix: Soil

Units: mg/kg

SURROGATE RECOVERY STUDY

TPH by SW8015 Mod	Amount Found [A]	True Amount [B]	Recovery %R [D]	Control Limits %R	Flags
Analytes					
1-Chlorooctane	92.3	100	92	70-135	
o-Terphenyl	46.5	50.0	93	70-135	

Lab Batch #: 706638

Sample: 500506-1-BKS / BKS

Batch: 1 Matrix: Solid

Units: mg/kg

SURROGATE RECOVERY STUDY

TPH by SW8015 Mod	Amount Found [A]	True Amount [B]	Recovery %R [D]	Control Limits %R	Flags
Analytes					
1-Chlorooctane	107	100	107	70-135	
o-Terphenyl	46.0	50.0	92	70-135	

** Surrogates outside limits; data and surrogates confirmed by reanalysis

*** Poor recoveries due to dilution

Surrogate Recovery [D] = $100 * A / B$

All results are based on MDL and validated for QC purposes.



Form 2 - Surrogate Recoveries

Project Name: Frisco Skelly #1

Work Order #: 291443

Project ID: 2004-00196

Lab Batch #: 706638

Sample: 500506-1-BLK / BLK

Batch: 1 Matrix: Solid

Units: mg/kg

SURROGATE RECOVERY STUDY

TPH by SW8015 Mod Analytes	Amount Found [A]	True Amount [B]	Recovery %R [D]	Control Limits %R	Flags
1-Chlorooctane	106	100	106	70-135	
o-Terphenyl	52.6	50.0	105	70-135	

** Surrogates outside limits; data and surrogates confirmed by reanalysis

*** Poor recoveries due to dilution

Surrogate Recovery [D] = $100 * A / B$

All results are based on MDL and validated for QC purposes.



Blank Spike Recovery

Project Name: Frisco Skelly #1

Work Order #: 291443

Project ID:

2004-00196

Lab Batch #: 706638

Sample: 500506-1-BKS

Matrix: Solid

Date Analyzed: 10/17/2007

Date Prepared: 10/17/2007

Analyst: SHE

Reporting Units: mg/kg

Batch #: 1

BLANK /BLANK SPIKE RECOVERY STUDY

TPH by SW8015 Mod Analytes	Blank Result [A]	Spike Added [B]	Blank Spike Result [C]	Blank Spike %R [D]	Control Limits %R	Flags
C6-C12 Gasoline Range Hydrocarbons	ND	1000	911	91	70-135	
C12-C28 Diesel Range Hydrocarbons	ND	1000	919	92	70-135	

Blank Spike Recovery [D] = $100 * [C] / [B]$

All results are based on MDL and validated for QC purposes.



BS / BSD Recoveries

Project Name: Frisco Skelly #1

Work Order #: 291443

Analyst: SHE

Lab Batch ID: 706593

Sample: 500501-1-BKS

Date Prepared: 10/17/2007

Batch #: 1

Project ID: 2004-00196

Date Analyzed: 10/17/2007

Matrix: Solid

Units: mg/kg

BLANK /BLANK SPIKE / BLANK SPIKE DUPLICATE RECOVERY STUDY												
BTEX by EPA 8021B		Blank Sample Result [A]	Spike Added [B]	Blank Spike Result [C]	Blank Spike %R [D]	Spike Added [E]	Blank Spike Duplicate Result [F]	Blk. Spk Dup. %R [G]	RPD %	Control Limits %R	Control Limits %RPD	Flag
Analytes												
Benzene		ND	0.1000	0.0789	79	0.1	0.0839	84	6	70-130	35	
Toluene		ND	0.1000	0.0811	81	0.1	0.0859	86	6	70-130	35	
Ethylbenzene		ND	0.1000	0.0842	84	0.1	0.0896	90	6	71-129	35	
m,p-Xylene		ND	0.2000	0.1664	83	0.2	0.1776	89	7	70-135	35	
o-Xylene		ND	0.1000	0.0832	83	0.1	0.0887	89	6	71-133	35	

Relative Percent Difference RPD = $200 * (D-F) / (D+F)$

Blank Spike Recovery [D] = $100 * (C) / [B]$

Blank Spike Duplicate Recovery [G] = $100 * (F) / [E]$

All results are based on MDL and Validated for QC Purposes



Form 3 - MS / MSD Recoveries

Project Name: Frisco Skelly #1

Work Order #: 291443

Lab Batch ID: 706593

Date Analyzed: 10/17/2007

Reporting Units: mg/kg

Project ID: 2004-00196

QC- Sample ID: 291354-001 S

Date Prepared: 10/17/2007

Batch #: 1 Matrix: Soil

Analyst: SHE

Reporting Units: mg/kg												MATRIX SPIKE / MATRIX SPIKE DUPLICATE RECOVERY STUDY											
BTEX by EPA 8021B Analytes												Parent Sample Result [A]	Spike Added [B]	Spiked Sample Result [C]	Spiked Sample %R [D]	Spike Added [E]	Duplicate Spiked Sample Result [F]	Spiked Dup. %R [G]	RPD %	Control Limits %R	Control Limits %RPD	Flag	
Benzene												ND	0.1057	0.0706	67	0.1057	0.0613	58	14	70-130	35	X	
Toluene												ND	0.1057	0.0675	64	0.1057	0.0579	55	15	70-130	35	X	
Ethylbenzene												ND	0.1057	0.0618	58	0.1057	0.0522	49	17	71-129	35	X	
m,p-Xylene												ND	0.2115	0.1246	59	0.2115	0.1040	49	19	70-135	35	X	
o-Xylene												ND	0.1057	0.0637	60	0.1057	0.0543	51	16	71-133	35	X	

Lab Batch ID: 706638

Date Analyzed: 10/17/2007

Reporting Units: mg/kg

QC- Sample ID: 291366-002 S

Date Prepared: 10/17/2007

Batch #: 1 Matrix: Soil

Analyst: SHE

MATRIX SPIKE / MATRIX SPIKE DUPLICATE RECOVERY STUDY												
Reporting Units: mg/kg	TPH by SW8015 Mod Analytes	Parent Sample Result [A]	Spike Added [B]	Spiked Sample Result [C]	Spiked Sample %R [D]	Spike Added [E]	Duplicate Spiked Sample Result [F]	Spiked Dup. %R [G]	RPD %	Control Limits %R	Control Limits %RPD	Flag
	C6-C12 Gasoline Range Hydrocarbons	21.4	1090	1020	92	1090	1000	90	2	70-135	35	
	C12-C28 Diesel Range Hydrocarbons	26.9	1090	1010	90	1090	991	88	2	70-135	35	

Matrix Spike Percent Recovery $[D] = 100 \cdot (C-A)/B$
Relative Percent Difference $RPD = 200 \cdot (D-G)/(D+G)$

ND = Not Detected, J = Present Below Reporting Limit, B = Present in Blank, NR = Not Requested, I = Interference, NA = Not Applicable
N = See Narrative, EQL = Estimated Quantitation Limit

Matrix Spike Duplicate Percent Recovery $[G] = 100 \cdot (F-A)/E$



Sample Duplicate Recovery

Project Name: Frisco Skelly #1

Work Order #: 291443

Lab Batch #: 706605

Date Analyzed: 10/17/2007

QC- Sample ID: 291443-001 D

Reporting Units: %

Date Prepared: 10/17/2007

Batch #: 1

Project ID: 2004-00196

Analyst: RBA

Matrix: Soil

SAMPLE / SAMPLE DUPLICATE RECOVERY					
Percent Moisture	Parent Sample Result [A]	Sample Duplicate Result [B]	RPD	Control Limits %RPD	Flag
Analyte					
Percent Moisture	7.94	7.18	10	20	

Spike Relative Difference RPD $200 * |(B-A)/(B+A)|$
All Results are based on MDL and validated for QC purposes.

Environmental Lab of Texas

Variance/ Corrective Action Report- Sample Log-In

Client: Basin Enviro Svc Tech, LLC (PLAINS)
 Date/ Time: 10/17/07 12:00 pm
 Lab ID #: TZ 00 gms 291443
 Initials: gms

Sample Receipt Checklist

				Client Initials
#1	Temperature of container/ cooler?	<u>Yes</u>	No	3.0 °C
#2	Shipping container in good condition?	<u>Yes</u>	No	
#3	Custody Seals intact on shipping container/ cooler?	<u>Yes</u>	No	Not Present
#4	Custody Seals intact on sample bottles/ container?	<u>Yes</u>	No	Not Present
#5	Chain of Custody present?	<u>Yes</u>	No	
#6	Sample instructions complete of Chain of Custody?	<u>Yes</u>	No	
#7	Chain of Custody signed when relinquished/ received?	<u>Yes</u>	No	
#8	Chain of Custody agrees with sample label(s)?	<u>Yes</u>	No	ID written on Cont./ Lid
#9	Container label(s) legible and intact?	<u>Yes</u>	No	Not Applicable
#10	Sample matrix/ properties agree with Chain of Custody?	<u>Yes</u>	No	
#11	Containers supplied by ELOT?	<u>Yes</u>	No	
#12	Samples in proper container/ bottle?	<u>Yes</u>	No	See Below
#13	Samples properly preserved?	<u>Yes</u>	No	See Below
#14	Sample bottles intact?	<u>Yes</u>	No	
#15	Preservations documented on Chain of Custody?	<u>Yes</u>	No	
#16	Containers documented on Chain of Custody?	<u>Yes</u>	No	
#17	Sufficient sample amount for indicated test(s)?	<u>Yes</u>	No	See Below
#18	All samples received within sufficient hold time?	<u>Yes</u>	No	See Below
#19	Subcontract of sample(s)?	<u>Yes</u>	No	Not Applicable
#20	VOC samples have zero headspace?	<u>Yes</u>	No	Not Applicable

Variance Documentation

Contact: _____ Contacted by: _____ Date/ Time: _____
 Regarding: _____

Corrective Action Taken:

- Check all that Apply:
- ☐ See attached e-mail/ fax
 - ☐ Client understands and would like to proceed with analysis
 - ☐ Cooling process had begun shortly after sampling event

Analytical Report 291490

for

PLAINS ALL AMERICAN EH&S

Project Manager: Camille Reynolds

Frisco Skelly # 1

2004-00196

22-OCT-07



12600 West I-20 East Odessa, Texas 79765

A Xenco Laboratories Company

Texas certification numbers:

Houston, TX T104704215

Florida certification numbers:

Houston, TX E871002 - Miami, FL E86678 - Tampa, FL E86675

**Houston - Dallas - San Antonio - Austin - Tampa - Miami - Latin America
Midland - Corpus Christi - Atlanta**



22-OCT-07

Project Manager: **Camille Reynolds**
PLAINS ALL AMERICAN EH&S
1301 S. COUNTY ROAD 1150
Midland, TX 79706

Reference: XENCO Report No: **291490**
Frisco Skelly # 1
Project Address: Lea County, NM

Camille Reynolds:

We are reporting to you the results of the analyses performed on the samples received under the project name referenced above and identified with the XENCO Report Number 291490. All results being reported under this Report Number apply to the samples analyzed and properly identified with a Laboratory ID number. Subcontracted analyses are identified in this report with either the NELAC certification number of the subcontract lab in the analyst ID field, or the complete subcontracted report attached to this report.

Unless otherwise noted in a Case Narrative, all data reported in this Analytical Report are in compliance with NELAC standards. Estimation of data uncertainty for this report is found in the quality control section of this report unless otherwise noted. Should insufficient sample be provided to the laboratory to meet the method and NELAC Matrix Duplicate and Matrix Spike requirements, then the data will be analyzed, evaluated and reported using all other available quality control measures.

The validity and integrity of this report will remain intact as long as it is accompanied by this letter and reproduced in full, unless written approval is granted by XENCO Laboratories. This report will be filed for at least 5 years in our archives after which time it will be destroyed without further notice, unless otherwise arranged with you. The samples received, and described as recorded in Report No. 291490 will be filed for 60 days, and after that time they will be properly disposed without further notice, unless otherwise arranged with you. We reserve the right to return to you any unused samples, extracts or solutions related to them if we consider so necessary (e.g., samples identified as hazardous waste, sample sizes exceeding analytical standard practices, controlled substances under regulated protocols, etc).

We thank you for selecting XENCO Laboratories to serve your analytical needs. If you have any questions concerning this report, please feel free to contact us at any time.

Respectfully,

Brent Barron

Odessa Laboratory Director

Recipient of the Prestigious Small Business Administration Award of Excellence in 1994.

Certified and approved by numerous States and Agencies.

A Small Business and Minority Status Company that delivers SERVICE and QUALITY

Houston - Dallas - San Antonio - Austin - Tampa - Miami - Latin America



Sample Cross Reference 291490

PLAINS ALL AMERICAN EH&S, Midland, TX

Frisko Skelly # 1

Sample Id	Matrix	Date Collected	Sample Depth	Lab Sample Id
S/P 2 Grid 1	S	Oct-17-07 13:00		291490-001
S/P 2 Grid 2	S	Oct-17-07 13:30		291490-002
S/P 2 Grid 3	S	Oct-17-07 14:00		291490-003
S/P 2 Grid 4	S	Oct-17-07 14:30		291490-004
S/P 2 Grid 5	S	Oct-17-07 15:00		291490-005
S/P 2 Grid 6	S	Oct-17-07 15:30		291490-006
S/P 2 Grid 7	S	Oct-17-07 16:00		291490-007
S/P 2 Grid 8	S	Oct-17-07 16:30		291490-008



Certificate of Analysis Summary 291490
PLAINS ALL AMERICAN EH&S, Midland, TX

Project Id: 2004-00196

Contact: Camille Reynolds

Project Location: Lea County, NM

Project Name: Frisco Skelly # 1

Date Received in Lab: Thu Oct-18-07 08:10 am


Report Date: 22-OCT-07

Project Manager: Brent Barron, II

Analysis Requested	Lab Id:	Field Id:	Depth:	Matrix:	Sampled:	291490-001	291490-002	291490-003	291490-004	291490-005	291490-006
	Field Id:	Depth:	Matrix:	Sampled:	Extracted:	S/P 2 Grid 1	S/P 2 Grid 2	S/P 2 Grid 3	S/P 2 Grid 4	S/P 2 Grid 5	S/P 2 Grid 6
BTEX by EPA 8021B						SOIL	SOIL	SOIL	SOIL	SOIL	SOIL
						Oct-17-07 13:00	Oct-17-07 13:30	Oct-17-07 14:00	Oct-17-07 14:30	Oct-17-07 15:00	Oct-17-07 15:30
	Extracted:	Oct-18-07 12:36	Oct-18-07 12:36	Oct-18-07 12:36	Oct-18-07 12:36	Oct-18-07 12:36	Oct-18-07 12:36	Oct-18-07 12:36	Oct-18-07 12:36	Oct-19-07 09:00	Oct-18-07 12:36
	Analyzed:	Oct-18-07 16:24	Oct-18-07 16:40	Oct-18-07 16:57	Oct-18-07 16:57	Oct-18-07 16:57	Oct-18-07 16:57	Oct-18-07 16:57	Oct-18-07 17:13	Oct-19-07 10:41	Oct-18-07 17:46
	Units/RL:	mg/kg	RL	mg/kg	RL	mg/kg	RL	mg/kg	RL	mg/kg	RL
	Benzene	ND 0.0012	ND 0.0012	ND 0.0012	ND 0.0012	ND 0.0012	ND 0.0012	ND 0.0011	ND 0.0011	ND 0.0011	ND 0.0011
	Toluene	0.0054 0.0012	0.0018 0.0012	0.0018 0.0012	0.0018 0.0012	0.0018 0.0012	0.0018 0.0012	0.0056 0.0011	0.0056 0.0011	0.0129 0.0011	ND 0.0011
Percent Moisture	Ethylbenzene	0.0393 0.0012	0.0094 0.0012	0.0094 0.0012	0.0094 0.0012	0.0094 0.0012	0.0094 0.0012	0.0105 0.0011	0.0395 0.0011	0.0287 0.0011	0.0083 0.0011
	m,p-Xylene	0.0471 0.0023	0.0180 0.0023	0.0180 0.0023	0.0180 0.0023	0.0180 0.0023	0.0180 0.0023	0.0128 0.0022	0.0437 0.0022	0.0672 0.0023	0.0107 0.0023
	o-Xylene	0.0093 0.0012	0.0022 0.0012	0.0022 0.0012	0.0022 0.0012	0.0022 0.0012	0.0022 0.0012	0.0027 0.0011	0.0103 0.0011	0.0077 0.0011	0.0028 0.0011
	Total Xylenes	0.0564	0.0202	0.0202	0.0202	0.0202	0.0202	0.0155	0.054	0.0749	0.0135
TPH by SW8015 Mod	Total BTEX	0.1011	0.0314	0.0314	0.0314	0.0314	0.0314	0.026	0.0991	0.1165	0.0218
	Percent Moisture	Extracted:	Oct-18-07 11:20	Oct-18-07 11:20	Oct-18-07 11:20	Oct-18-07 11:20	Oct-18-07 11:20	Oct-18-07 11:20	Oct-18-07 11:20	Oct-18-07 11:20	Oct-18-07 11:20
C6-C12 Gasoline Range Hydrocarbons	Analyzed:	13.1 1.00	13.3 1.00	13.3 1.00	13.3 1.00	13.3 1.00	13.3 1.00	9.43 1.00	8.72 1.00	11.1 1.00	11.5 1.00
	Units/RL:	%	RL	%	RL	%	RL	%	RL	%	RL
	Extracted:	Oct-18-07 13:30	Oct-18-07 13:30	Oct-18-07 13:30	Oct-18-07 13:30	Oct-18-07 13:30	Oct-18-07 13:30	Oct-18-07 13:30	Oct-18-07 13:30	Oct-18-07 13:30	Oct-18-07 13:30
	Analyzed:	Oct-18-07 16:20	Oct-18-07 16:46	Oct-18-07 16:46	Oct-18-07 16:46	Oct-18-07 16:46	Oct-18-07 16:46	Oct-18-07 17:12	Oct-18-07 17:38	Oct-18-07 18:04	Oct-18-07 18:30
	Units/RL:	mg/kg	RL	mg/kg	RL	mg/kg	RL	mg/kg	RL	mg/kg	RL
C12-C28 Diesel Range Hydrocarbons		103 17.3	61.4 17.3	61.4 17.3	61.4 17.3	61.4 17.3	61.4 17.3	97.0 16.6	232 16.4	194 16.9	86.4 17.0
	C12-C28 Diesel Range Hydrocarbons	716 17.3	609 17.3	609 17.3	609 17.3	609 17.3	609 17.3	1080 16.6	1980 16.4	1360 16.9	1110 17.0
	C28-C35 Oil Range Hydrocarbons	84.7 17.3	93.0 17.3	93.0 17.3	93.0 17.3	93.0 17.3	93.0 17.3	137 16.6	216 16.4	156 16.9	162 17.0
Total TPH		903.7	763.4	763.4	763.4	763.4	763.4	1314	2428	1710	1358.4

This analytical report, and the entire data package it represents, has been made for your exclusive and confidential use. The interpretations and results expressed throughout this analytical report represent the best judgment of XENCO Laboratories. XENCO Laboratories assumes no responsibility and makes no warranty to the end use of the data hereby presented. Our liability is limited to the amount invoiced for this work order unless otherwise agreed to in writing.

Since 1990 Houston - Dallas - San Antonio - Austin - Tampa - Miami - Latin America


Brent Barron
Odessa Laboratory Director



Certificate of Analysis Summary 291490
PLAINS ALL AMERICAN EH&S, Midland, TX


Project Id: 2004-00196
Contact: Camille Reynolds
Project Location: Lea County, NM

Project Name: Frisco Skelly # 1
Date Received in Lab: Thu Oct-18-07 08:10 am
Report Date: 22-OCT-07
Project Manager: Brent Barron, II

<i>Analysis Requested</i>		<i>Lab Id:</i>	<i>Field Id:</i>	<i>Depth:</i>	<i>Matrix:</i>	<i>Sampled:</i>	<i>291490-008</i>		
			S/P 2 Grid 7		SOIL	Oct-17-07 16:00	SOIL		
							Oct-17-07 16:30		
BTEX by EPA 8021B									
		<i>Extracted:</i>	Oct-18-07 12:36				Oct-18-07 12:36		
		<i>Analyzed:</i>	Oct-18-07 18:02				Oct-18-07 18:19		
		<i>Units/RL:</i>	mg/kg RL				mg/kg RL		
Benzene			ND 0.0011				ND 0.0011		
Toluene			ND 0.0011				ND 0.0011		
Ethylbenzene			0.0049 0.0011				0.0125 0.0011		
m,p-Xylene			0.0066 0.0022				0.0140 0.0022		
o-Xylene			ND 0.0011				0.0024 0.0011		
Total Xylenes			0.0066				0.0164		
Total BTEX			0.0115				0.0289		
Percent Moisture									
		<i>Extracted:</i>	Oct-18-07 11:20				Oct-18-07 11:20		
		<i>Analyzed:</i>	% RL				% RL		
		<i>Units/RL:</i>	10.2 1.00				10.4 1.00		
TPH by SW8015 Mod									
		<i>Extracted:</i>	Oct-18-07 13:30				Oct-18-07 13:30		
		<i>Analyzed:</i>	Oct-18-07 18:56				Oct-18-07 19:22		
		<i>Units/RL:</i>	mg/kg RL				mg/kg RL		
C6-C12 Gasoline Range Hydrocarbons			78.6 16.7				106 16.7		
C12-C28 Diesel Range Hydrocarbons			1130 16.7				1290 16.7		
C28-C35 Oil Range Hydrocarbons			149 16.7				185 16.7		
Total TPH			1357.6				1581		

This analytical report, and the entire data package it represents, has been made for your exclusive and confidential use. The interpretations and results expressed throughout this analytical report represent the best judgment of XENCO Laboratories. XENCO Laboratories assumes no responsibility and makes no warranty to the end use of the data hereby presented. Our liability is limited to the amount invoiced for this work order unless otherwise agreed to in writing.

Since 1990 Houston - Dallas - San Antonio - Austin - Tampa - Miami - Latin America


Brent Barron
Odessa Laboratory Director



Flagging Criteria

- X** In our quality control review of the data a QC deficiency was observed and flagged as noted. MS/MSD recoveries were found to be outside of the laboratory control limits due to possible matrix /chemical interference, or a concentration of target analyte high enough to effect the recovery of the spike concentration. This condition could also effect the relative percent difference in the MS/MSD.
 - B** A target analyte or common laboratory contaminant was identified in the method blank. Its presence indicates possible field or laboratory contamination.
 - D** The sample(s) were diluted due to targets detected over the highest point of the calibration curve, or due to matrix interference. Dilution factors are included in the final results. The result is from a diluted sample.
 - E** The data exceeds the upper calibration limit; therefore, the concentration is reported as estimated.
 - F** RPD exceeded lab control limits.
 - J** The target analyte was positively identified below the MQL and above the SQL.
 - U** Analyte was not detected.
 - L** The LCS data for this analytical batch was reported below the laboratory control limits for this analyte. The department supervisor and QA Director reviewed data. The samples were either reanalyzed or flagged as estimated concentrations.
 - H** The LCS data for this analytical batch was reported above the laboratory control limits. Supporting QC Data were reviewed by the Department Supervisor and QA Director. Data were determined to be valid for reporting.
 - K** Sample analyzed outside of recommended hold time.
- * Outside XENCO'S scope of NELAC Accreditation

Recipient of the Prestigious Small Business Administration Award of Excellence in 1994.

Certified and approved by numerous States and Agencies.

A Small Business and Minority Status Company that delivers SERVICE and QUALITY

Houston - Dallas - San Antonio - Austin - Tampa - Miami - Latin America

11381 Meadowglen Lane Suite L Houston, Tx 77082-2647
9701 Harry Hines Blvd , Dallas, TX 75220
5332 Blackberry Drive, Suite 104, San Antonio, TX 78238
2505 N. Falkenburg Rd., Tampa, FL 33619
5757 NW 158th St, Miami Lakes, FL 33014

Phone	Fax
(281) 589-0692	(281) 589-0695
(214) 902 0300	(214) 351-9139
(210) 509-3334	(201) 509-3335
(813) 620-2000	(813) 620-2033
(305) 823-8500	(305) 823-8555



Form 2 - Surrogate Recoveries

Project Name: Frisco Skelly # 1

Work Order #: 291490

Project ID: 2004-00196

Lab Batch #: 706736

Sample: 291490-001 / SMP

Batch: 1 Matrix: Soil

Units: mg/kg

SURROGATE RECOVERY STUDY

BTEX by EPA 8021B Analytes	Amount Found [A]	True Amount [B]	Recovery %R [D]	Control Limits %R	Flags
1,4-Difluorobenzene	0.0335	0.0300	112	80-120	
4-Bromofluorobenzene	0.0353	0.0300	118	80-120	

Lab Batch #: 706736

Sample: 291490-002 / SMP

Batch: 1 Matrix: Soil

Units: mg/kg

SURROGATE RECOVERY STUDY

BTEX by EPA 8021B Analytes	Amount Found [A]	True Amount [B]	Recovery %R [D]	Control Limits %R	Flags
1,4-Difluorobenzene	0.0316	0.0300	105	80-120	
4-Bromofluorobenzene	0.0329	0.0300	110	80-120	

Lab Batch #: 706736

Sample: 291490-003 / SMP

Batch: 1 Matrix: Soil

Units: mg/kg

SURROGATE RECOVERY STUDY

BTEX by EPA 8021B Analytes	Amount Found [A]	True Amount [B]	Recovery %R [D]	Control Limits %R	Flags
1,4-Difluorobenzene	0.0318	0.0300	106	80-120	
4-Bromofluorobenzene	0.0332	0.0300	111	80-120	

Lab Batch #: 706736

Sample: 291490-004 / SMP

Batch: 1 Matrix: Soil

Units: mg/kg

SURROGATE RECOVERY STUDY

BTEX by EPA 8021B Analytes	Amount Found [A]	True Amount [B]	Recovery %R [D]	Control Limits %R	Flags
1,4-Difluorobenzene	0.0303	0.0300	101	80-120	
4-Bromofluorobenzene	0.0347	0.0300	116	80-120	

Lab Batch #: 706736

Sample: 291490-006 / SMP

Batch: 1 Matrix: Soil

Units: mg/kg

SURROGATE RECOVERY STUDY

BTEX by EPA 8021B Analytes	Amount Found [A]	True Amount [B]	Recovery %R [D]	Control Limits %R	Flags
1,4-Difluorobenzene	0.0295	0.0300	98	80-120	
4-Bromofluorobenzene	0.0340	0.0300	113	80-120	

** Surrogates outside limits; data and surrogates confirmed by reanalysis

*** Poor recoveries due to dilution

Surrogate Recovery [D] = $100 * A / B$

All results are based on MDL and validated for QC purposes.



Form 2 - Surrogate Recoveries

Project Name: Frisco Skelly # 1

Work Order #: 291490

Project ID: 2004-00196

Lab Batch #: 706736

Sample: 291490-007 / SMP

Batch: 1 Matrix: Soil

Units: mg/kg

SURROGATE RECOVERY STUDY

BTEX by EPA 8021B Analytes	Amount Found [A]	True Amount [B]	Recovery %R [D]	Control Limits %R	Flags
1,4-Difluorobenzene	0.0302	0.0300	101	80-120	
4-Bromofluorobenzene	0.0362	0.0300	121	80-120	**

Lab Batch #: 706736

Sample: 291490-008 / SMP

Batch: 1 Matrix: Soil

Units: mg/kg

SURROGATE RECOVERY STUDY

BTEX by EPA 8021B Analytes	Amount Found [A]	True Amount [B]	Recovery %R [D]	Control Limits %R	Flags
1,4-Difluorobenzene	0.0293	0.0300	98	80-120	
4-Bromofluorobenzene	0.0321	0.0300	107	80-120	

Lab Batch #: 706736

Sample: 500545-1-BKS / BKS

Batch: 1 Matrix: Solid

Units: mg/kg

SURROGATE RECOVERY STUDY

BTEX by EPA 8021B Analytes	Amount Found [A]	True Amount [B]	Recovery %R [D]	Control Limits %R	Flags
1,4-Difluorobenzene	0.0290	0.0300	97	80-120	
4-Bromofluorobenzene	0.0279	0.0300	93	80-120	

Lab Batch #: 706736

Sample: 500545-1-BLK / BLK

Batch: 1 Matrix: Solid

Units: mg/kg

SURROGATE RECOVERY STUDY

BTEX by EPA 8021B Analytes	Amount Found [A]	True Amount [B]	Recovery %R [D]	Control Limits %R	Flags
1,4-Difluorobenzene	0.0312	0.0300	104	80-120	
4-Bromofluorobenzene	0.0268	0.0300	89	80-120	

Lab Batch #: 706736

Sample: 500545-1-BSD / BSD

Batch: 1 Matrix: Solid

Units: mg/kg

SURROGATE RECOVERY STUDY

BTEX by EPA 8021B Analytes	Amount Found [A]	True Amount [B]	Recovery %R [D]	Control Limits %R	Flags
1,4-Difluorobenzene	0.0288	0.0300	96	80-120	
4-Bromofluorobenzene	0.0282	0.0300	94	80-120	

** Surrogates outside limits; data and surrogates confirmed by reanalysis

*** Poor recoveries due to dilution

Surrogate Recovery [D] = $100 * A / B$

All results are based on MDL and validated for QC purposes.



Form 2 - Surrogate Recoveries

Project Name: Frisco Skelly # 1

Work Order #: 291490

Project ID: 2004-00196

Lab Batch #: 706841

Sample: 291490-005 / SMP

Batch: 1 Matrix: Soil

Units: mg/kg

SURROGATE RECOVERY STUDY

BTEX by EPA 8021B	Amount Found [A]	True Amount [B]	Recovery %R [D]	Control Limits %R	Flags
Analytes					
1,4-Difluorobenzene	0.0326	0.0300	109	80-120	
4-Bromofluorobenzene	0.0471	0.0300	157	80-120	**

Lab Batch #: 706841

Sample: 291546-001 S / MS

Batch: 1 Matrix: Soil

Units: mg/kg

SURROGATE RECOVERY STUDY

BTEX by EPA 8021B	Amount Found [A]	True Amount [B]	Recovery %R [D]	Control Limits %R	Flags
Analytes					
1,4-Difluorobenzene	0.0306	0.0300	102	80-120	
4-Bromofluorobenzene	0.0300	0.0300	100	80-120	

Lab Batch #: 706841

Sample: 291546-001 SD / MSD

Batch: 1 Matrix: Soil

Units: mg/kg

SURROGATE RECOVERY STUDY

BTEX by EPA 8021B	Amount Found [A]	True Amount [B]	Recovery %R [D]	Control Limits %R	Flags
Analytes					
1,4-Difluorobenzene	0.0299	0.0300	100	80-120	
4-Bromofluorobenzene	0.0296	0.0300	99	80-120	

Lab Batch #: 706841

Sample: 500606-1-BKS / BKS

Batch: 1 Matrix: Solid

Units: mg/kg

SURROGATE RECOVERY STUDY

BTEX by EPA 8021B	Amount Found [A]	True Amount [B]	Recovery %R [D]	Control Limits %R	Flags
Analytes					
1,4-Difluorobenzene	0.0275	0.0300	92	80-120	
4-Bromofluorobenzene	0.0266	0.0300	89	80-120	

Lab Batch #: 706841

Sample: 500606-1-BLK / BLK

Batch: 1 Matrix: Solid

Units: mg/kg

SURROGATE RECOVERY STUDY

BTEX by EPA 8021B	Amount Found [A]	True Amount [B]	Recovery %R [D]	Control Limits %R	Flags
Analytes					
1,4-Difluorobenzene	0.0293	0.0300	98	80-120	
4-Bromofluorobenzene	0.0256	0.0300	85	80-120	

** Surrogates outside limits; data and surrogates confirmed by reanalysis

*** Poor recoveries due to dilution

Surrogate Recovery [D] = $100 * A / B$

All results are based on MDL and validated for QC purposes.



Form 2 - Surrogate Recoveries

Project Name: Frisco Skelly # 1

Work Order #: 291490

Project ID: 2004-00196

Lab Batch #: 706738

Sample: 291490-001 / SMP

Batch: 1 Matrix: Soil

Units: mg/kg

SURROGATE RECOVERY STUDY

TPH by SW8015 Mod	Amount Found [A]	True Amount [B]	Recovery %R [D]	Control Limits %R	Flags
Analytes					
1-Chlorooctane	105	100	105	70-135	
o-Terphenyl	55.7	50.0	111	70-135	

Lab Batch #: 706738

Sample: 291490-001 S / MS

Batch: 1 Matrix: Soil

Units: mg/kg

SURROGATE RECOVERY STUDY

TPH by SW8015 Mod	Amount Found [A]	True Amount [B]	Recovery %R [D]	Control Limits %R	Flags
Analytes					
1-Chlorooctane	109	100	109	70-135	
o-Terphenyl	50.5	50.0	101	70-135	

Lab Batch #: 706738

Sample: 291490-001 SD / MSD

Batch: 1 Matrix: Soil

Units: mg/kg

SURROGATE RECOVERY STUDY

TPH by SW8015 Mod	Amount Found [A]	True Amount [B]	Recovery %R [D]	Control Limits %R	Flags
Analytes					
1-Chlorooctane	112	100	112	70-135	
o-Terphenyl	54.5	50.0	109	70-135	

Lab Batch #: 706738

Sample: 291490-002 / SMP

Batch: 1 Matrix: Soil

Units: mg/kg

SURROGATE RECOVERY STUDY

TPH by SW8015 Mod	Amount Found [A]	True Amount [B]	Recovery %R [D]	Control Limits %R	Flags
Analytes					
1-Chlorooctane	116	100	116	70-135	
o-Terphenyl	58.4	50.0	117	70-135	

Lab Batch #: 706738

Sample: 291490-003 / SMP

Batch: 1 Matrix: Soil

Units: mg/kg

SURROGATE RECOVERY STUDY

TPH by SW8015 Mod	Amount Found [A]	True Amount [B]	Recovery %R [D]	Control Limits %R	Flags
Analytes					
1-Chlorooctane	109	100	109	70-135	
o-Terphenyl	55.8	50.0	112	70-135	

** Surrogates outside limits; data and surrogates confirmed by reanalysis

*** Poor recoveries due to dilution

Surrogate Recovery [D] = $100 * A / B$

All results are based on MDL and validated for QC purposes.



Form 2 - Surrogate Recoveries

Project Name: Frisco Skelly # 1

Work Order #: 291490

Project ID: 2004-00196

Lab Batch #: 706738

Sample: 291490-004 / SMP

Batch: 1 Matrix: Soil

Units: mg/kg

SURROGATE RECOVERY STUDY

TPH by SW8015 Mod	Amount Found [A]	True Amount [B]	Recovery %R [D]	Control Limits %R	Flags
Analytes					
1-Chlorooctane	114	100	114	70-135	
o-Terphenyl	58.8	50.0	118	70-135	

Lab Batch #: 706738

Sample: 291490-005 / SMP

Batch: 1 Matrix: Soil

Units: mg/kg

SURROGATE RECOVERY STUDY

TPH by SW8015 Mod	Amount Found [A]	True Amount [B]	Recovery %R [D]	Control Limits %R	Flags
Analytes					
1-Chlorooctane	110	100	110	70-135	
o-Terphenyl	55.8	50.0	112	70-135	

Lab Batch #: 706738

Sample: 291490-006 / SMP

Batch: 1 Matrix: Soil

Units: mg/kg

SURROGATE RECOVERY STUDY

TPH by SW8015 Mod	Amount Found [A]	True Amount [B]	Recovery %R [D]	Control Limits %R	Flags
Analytes					
1-Chlorooctane	112	100	112	70-135	
o-Terphenyl	57.6	50.0	115	70-135	

Lab Batch #: 706738

Sample: 291490-007 / SMP

Batch: 1 Matrix: Soil

Units: mg/kg

SURROGATE RECOVERY STUDY

TPH by SW8015 Mod	Amount Found [A]	True Amount [B]	Recovery %R [D]	Control Limits %R	Flags
Analytes					
1-Chlorooctane	111	100	111	70-135	
o-Terphenyl	56.5	50.0	113	70-135	

Lab Batch #: 706738

Sample: 291490-008 / SMP

Batch: 1 Matrix: Soil

Units: mg/kg

SURROGATE RECOVERY STUDY

TPH by SW8015 Mod	Amount Found [A]	True Amount [B]	Recovery %R [D]	Control Limits %R	Flags
Analytes					
1-Chlorooctane	112	100	112	70-135	
o-Terphenyl	57.1	50.0	114	70-135	

** Surrogates outside limits; data and surrogates confirmed by reanalysis

*** Poor recoveries due to dilution

Surrogate Recovery [D] = $100 * A / B$

All results are based on MDL and validated for QC purposes.



Form 2 - Surrogate Recoveries

Project Name: Frisco Skelly # 1

Work Order #: 291490

Project ID: 2004-00196

Lab Batch #: 706738

Sample: 500552-1-BKS / BKS

Batch: 1 Matrix: Solid

Units: mg/kg

SURROGATE RECOVERY STUDY

TPH by SW8015 Mod Analytes	Amount Found [A]	True Amount [B]	Recovery %R [D]	Control Limits %R	Flags
1-Chlorooctane	122	100	122	70-135	
o-Terphenyl	51.7	50.0	103	70-135	

Lab Batch #: 706738

Sample: 500552-1-BLK / BLK

Batch: 1 Matrix: Solid

Units: mg/kg

SURROGATE RECOVERY STUDY

TPH by SW8015 Mod Analytes	Amount Found [A]	True Amount [B]	Recovery %R [D]	Control Limits %R	Flags
1-Chlorooctane	120	100	120	70-135	
o-Terphenyl	64.8	50.0	130	70-135	

** Surrogates outside limits; data and surrogates confirmed by reanalysis

*** Poor recoveries due to dilution

Surrogate Recovery [D] = $100 * A / B$

All results are based on MDL and validated for QC purposes.



Blank Spike Recovery

Project Name: Frisco Skelly # 1

Work Order #: 291490

Project ID:

2004-00196

Lab Batch #: 706841

Sample: 500606-1-BKS

Matrix: Solid

Date Analyzed: 10/19/2007

Date Prepared: 10/19/2007

Analyst: SHE

Reporting Units: mg/kg

Batch #: 1

BLANK /BLANK SPIKE RECOVERY STUDY

BTEX by EPA 8021B Analytes	Blank Result [A]	Spike Added [B]	Blank Spike Result [C]	Blank Spike %R [D]	Control Limits %R	Flags
Benzene	ND	0.1000	0.0947	95	70-130	
Toluene	ND	0.1000	0.0941	94	70-130	
Ethylbenzene	ND	0.1000	0.0943	94	71-129	
m,p-Xylene	ND	0.2000	0.1879	94	70-135	
o-Xylene	ND	0.1000	0.0929	93	71-133	

Lab Batch #: 706738

Sample: 500552-1-BKS

Matrix: Solid

Date Analyzed: 10/19/2007

Date Prepared: 10/18/2007

Analyst: SHE

Reporting Units: mg/kg

Batch #: 1

BLANK /BLANK SPIKE RECOVERY STUDY

TPH by SW8015 Mod Analytes	Blank Result [A]	Spike Added [B]	Blank Spike Result [C]	Blank Spike %R [D]	Control Limits %R	Flags
C6-C12 Gasoline Range Hydrocarbons	ND	1000	1030	103	70-135	
C12-C28 Diesel Range Hydrocarbons	ND	1000	1020	102	70-135	

Blank Spike Recovery [D] = $100 \times [C]/[B]$

All results are based on MDL and validated for QC purposes.



BS / BSD Recoveries

Project Name: Frisco Skelly # 1

Work Order #: 291490

Analyst: SHE

Lab Batch ID: 706736

Sample: 500545-1-BKS

Date Prepared: 10/18/2007

Batch #: 1

Project ID: 2004-00196

Date Analyzed: 10/18/2007

Matrix: Solid

Units: mg/kg

BLANK /BLANK SPIKE / BLANK SPIKE DUPLICATE RECOVERY STUDY												
BTEX by EPA 8021B		Blank Sample Result [A]	Spike Added [B]	Blank Spike Result [C]	Blank Spike %R [D]	Spike Added [E]	Blank Spike Duplicate Result [F]	Blk. Spk Dup. %R [G]	RPD %	Control Limits %R	Control Limits %RPD	Flag
Analytes												
Benzene		ND	0.1000	0.1039	104	0.1	0.1070	107	3	70-130	35	
Toluene		ND	0.1000	0.1026	103	0.1	0.1061	106	3	70-130	35	
Ethylbenzene		ND	0.1000	0.1023	102	0.1	0.1060	106	4	71-129	35	
m,p-Xylene		ND	0.2000	0.2048	102	0.2	0.2127	106	4	70-135	35	
o-Xylene		ND	0.1000	0.0992	99	0.1	0.1035	104	4	71-133	35	

Relative Percent Difference RPD = $200 * (D-F) / (D+F)$

Blank Spike Recovery [D] = $100 * (C) / [B]$

Blank Spike Duplicate Recovery [G] = $100 * (F) / [E]$

All results are based on MDL and Validated for QC Purposes



Form 3 - MS / MSD Recoveries

Project Name: Frisco Skelly # 1

Work Order # : 291490

Lab Batch ID: 706841

Date Analyzed: 10/19/2007

Reporting Units: mg/kg

Project ID: 2004-00196

QC- Sample ID: 291546-001 S

Batch #: 1 Matrix: Soil

Date Prepared: 10/19/2007

Analyst: SHE

Reporting Units: mg/kg												
MATRIX SPIKE / MATRIX SPIKE DUPLICATE RECOVERY STUDY												
BTEX by EPA 8021B Analytes	Parent Sample Result [A]	Spike Added [B]	Spiked Sample Result [C]	Spiked Sample %R [D]	Spike Added [E]	Duplicate Spiked Sample Result [F]	Spiked Dup. %R [G]	RPD %	Control Limits %R	Control Limits %RPD	Flag	
	Benzene	ND	0.1057	0.0879	83	0.1057	0.0875	83	0	70-130	35	
	Toluene	ND	0.1057	0.0872	82	0.1057	0.0868	82	0	70-130	35	
	Ethylbenzene	ND	0.1057	0.0875	83	0.1057	0.0872	82	1	71-129	35	
	m,p-Xylene	ND	0.2115	0.1752	83	0.2115	0.1748	83	0	70-135	35	
	o-Xylene	ND	0.1057	0.0877	83	0.1057	0.0878	83	0	71-133	35	

Lab Batch ID: 706738

Date Analyzed: 10/18/2007

Reporting Units: mg/kg

QC- Sample ID: 291490-001 S

Batch #: 1 Matrix: Soil

Date Prepared: 10/18/2007

Analyst: SHE

Reporting Units: mg/kg											
MATRIX SPIKE / MATRIX SPIKE DUPLICATE RECOVERY STUDY											
TPH by SW8015 Mod Analytes	Parent Sample Result [A]	Spike Added [B]	Spiked Sample Result [C]	Spiked Sample %R [D]	Spike Added [E]	Duplicate Spiked Sample Result [F]	Spiked Dup. %R [G]	RPD %	Control Limits %R	Control Limits %RPD	Flag
C6-C12 Gasoline Range Hydrocarbons	103	1150	1160	92	1150	1210	96	4	70-135	35	
C12-C28 Diesel Range Hydrocarbons	716	1150	1700	86	1150	1860	99	14	70-135	35	

Matrix Spike Percent Recovery $[D] = 100 \cdot (C-A)/B$
Relative Percent Difference $RPD = 200 \cdot (D-G)/(D+G)$

Matrix Spike Duplicate Percent Recovery $[G] = 100 \cdot (F-A)/E$

ND = Not Detected, J = Present Below Reporting Limit, B = Present in Blank, NR = Not Requested, I = Interference, NA = Not Applicable
N = See Narrative, EQL = Estimated Quantitation Limit



Sample Duplicate Recovery

Project Name: Frisco Skelly # 1

Work Order #: 291490

Lab Batch #: 706728

Project ID: 2004-00196

Date Analyzed: 10/18/2007

Date Prepared: 10/18/2007

Analyst: JLG

QC- Sample ID: 291472-017 D

Batch #: 1

Matrix: Soil

Reporting Units: %

SAMPLE / SAMPLE DUPLICATE RECOVERY					
Percent Moisture Analyte	Parent Sample Result [A]	Sample Duplicate Result [B]	RPD	Control Limits %RPD	Flag
Percent Moisture	2.62	3.10	17	20	

Analytical Report 292485

for

PLAINS ALL AMERICAN EH&S

Project Manager: Camille Reynolds

Frisco Skelly # 1

2004-00196

07-NOV-07



12600 West I-20 East Odessa, Texas 79765

A Xenco Laboratories Company

Texas certification numbers:

Houston, TX T104704215

Florida certification numbers:

Houston, TX E871002 - Miami, FL E86678 - Tampa, FL E86675

Houston - Dallas - San Antonio - Austin - Tampa - Miami - Latin America
Midland - Corpus Christi - Atlanta



07-NOV-07

Project Manager: **Camille Reynolds**
PLAINS ALL AMERICAN EH&S
1301 S. COUNTY ROAD 1150
Midland, TX 79706

Reference: XENCO Report No: **292485**
Frisco Skelly # 1
Project Address: Lea County, NM

Camille Reynolds:

We are reporting to you the results of the analyses performed on the samples received under the project name referenced above and identified with the XENCO Report Number 292485. All results being reported under this Report Number apply to the samples analyzed and properly identified with a Laboratory ID number. Subcontracted analyses are identified in this report with either the NELAC certification number of the subcontract lab in the analyst ID field, or the complete subcontracted report attached to this report.

Unless otherwise noted in a Case Narrative, all data reported in this Analytical Report are in compliance with NELAC standards. Estimation of data uncertainty for this report is found in the quality control section of this report unless otherwise noted. Should insufficient sample be provided to the laboratory to meet the method and NELAC Matrix Duplicate and Matrix Spike requirements, then the data will be analyzed, evaluated and reported using all other available quality control measures.

The validity and integrity of this report will remain intact as long as it is accompanied by this letter and reproduced in full, unless written approval is granted by XENCO Laboratories. This report will be filed for at least 5 years in our archives after which time it will be destroyed without further notice, unless otherwise arranged with you. The samples received, and described as recorded in Report No. 292485 will be filed for 60 days, and after that time they will be properly disposed without further notice, unless otherwise arranged with you. We reserve the right to return to you any unused samples, extracts or solutions related to them if we consider so necessary (e.g., samples identified as hazardous waste, sample sizes exceeding analytical standard practices, controlled substances under regulated protocols, etc).

We thank you for selecting XENCO Laboratories to serve your analytical needs. If you have any questions concerning this report, please feel free to contact us at any time.

Respectfully,

Brent Barron, II
Odessa Laboratory Manager

Recipient of the Prestigious Small Business Administration Award of Excellence in 1994.

Certified and approved by numerous States and Agencies.

A Small Business and Minority Status Company that delivers SERVICE and QUALITY

Houston - Dallas - San Antonio - Austin - Tampa - Miami - Latin America



Sample Cross Reference 292485



PLAINS ALL AMERICAN EH&S, Midland, TX

Frisco Skelly # 1

Sample Id	Matrix	Date Collected	Sample Depth	Lab Sample Id
S/P 2 Grid 1	S	Nov-05-07 10:00		292485-001
S/P 2 Grid 2	S	Nov-05-07 10:15		292485-002
S/P 2 Grid 3	S	Nov-05-07 10:30		292485-003
S/P 2 Grid 4	S	Nov-05-07 10:45		292485-004
S/P 2 Grid 5	S	Nov-05-07 11:00		292485-005
S/P 2 Grid 6	S	Nov-05-07 11:15		292485-006



Certificate of Analysis Summary 292485
PLAINS ALL AMERICAN EH&S, Midland, TX

Project Id: 2004-00196

Contact: Camille Reynolds

Project Location: Lea County, NM

Project Name: Frisco Skelly # 1

Date Received in Lab: Tue Nov-06-07 09:48 am

Report Date: 07-NOV-07

Project Manager: Brent Barron, II

Analysis Requested	Lab Id:	Field Id:	Depth:	Matrix:	Sampled:	292485-001	292485-002	292485-003	292485-004	292485-005	292485-006
	S/P 2 Grid 1	S/P 2 Grid 2	S/P 2 Grid 3	S/P 2 Grid 4	S/P 2 Grid 5	S/P 2 Grid 6					
BTEX by EPA 8021B	SOIL	SOIL	SOIL	SOIL	SOIL	SOIL					
	Nov-06-07 19:00	Nov-06-07 19:00	Nov-06-07 19:00	Nov-06-07 19:00	Nov-06-07 19:00	Nov-06-07 19:00					
	Nov-06-07 22:10	Nov-06-07 22:27	Nov-06-07 22:43	Nov-06-07 23:00	Nov-06-07 23:17	Nov-06-07 23:34					
	mg/kg RL	mg/kg RL	mg/kg RL	mg/kg RL	mg/kg RL	mg/kg RL					
	ND 0.0011	ND 0.0011	ND 0.0011	ND 0.0011	ND 0.0011	ND 0.0011					
	0.0042 0.0011	0.0062 0.0011	0.0089 0.0011	0.0090 0.0011	0.0104 0.0011	0.0087 0.0011					
Percent Moisture	Ethylbenzene	0.0102 0.0011	0.0145 0.0011	0.0189 0.0011	0.0200 0.0011	0.0201 0.0011					
	m,p-Xylene	0.0240 0.0023	0.0435 0.0022	0.0632 0.0023	0.0620 0.0022	0.0623 0.0022					
	o-Xylene	0.0035 0.0011	0.0061 0.0011	0.0079 0.0011	0.0090 0.0011	0.0077 0.0011					
	Total Xylenes	0.0275	0.0496	0.0711	0.071	0.07					
TPH by SW8015 Mod	Total BTEX	0.0419	0.0703	0.0989	0.1019	0.0988					
	Extracted:	Nov-06-07 11:20	Nov-06-07 11:20	Nov-06-07 11:20	Nov-06-07 09:55	Nov-06-07 09:55					
	Analyzed:	%	%	%	%	%					
	Units/RL:	11.1 1.00	10.0 1.00	11.3 1.00	9.67 1.00	8.99 1.00					
C6-C12 Gasoline Range Hydrocarbons	Extracted:	Nov-06-07 12:35	Nov-06-07 12:35	Nov-06-07 12:35	Nov-06-07 12:35	Nov-06-07 12:35					
	Analyzed:	Nov-06-07 15:58	Nov-06-07 16:24	Nov-06-07 16:52	Nov-06-07 17:21	Nov-06-07 18:17					
	Units/RL:	mg/kg	mg/kg	mg/kg	mg/kg	mg/kg					
		87.8 16.9	147 16.7	183 16.9	181 16.6	152 16.5					
C12-C28 Diesel Range Hydrocarbons	Extracted:	Nov-06-07 12:35	Nov-06-07 12:35	Nov-06-07 12:35	Nov-06-07 12:35	Nov-06-07 12:35					
	Analyzed:	Nov-06-07 15:58	Nov-06-07 16:24	Nov-06-07 16:52	Nov-06-07 17:21	Nov-06-07 18:17					
	Units/RL:	mg/kg	mg/kg	mg/kg	mg/kg	mg/kg					
		857 16.9	1330 16.7	1330 16.9	1470 16.6	1230 16.5					
C28-C35 Oil Range Hydrocarbons	Extracted:	Nov-06-07 12:35	Nov-06-07 12:35	Nov-06-07 12:35	Nov-06-07 12:35	Nov-06-07 12:35					
	Analyzed:	Nov-06-07 15:58	Nov-06-07 16:24	Nov-06-07 16:52	Nov-06-07 17:21	Nov-06-07 18:17					
	Units/RL:	mg/kg	mg/kg	mg/kg	mg/kg	mg/kg					
		149 16.9	236 16.7	217 16.9	249 16.6	197 16.5					
Total TPH	Extracted:	Nov-06-07 12:35	Nov-06-07 12:35	Nov-06-07 12:35	Nov-06-07 12:35	Nov-06-07 12:35					
	Analyzed:	Nov-06-07 15:58	Nov-06-07 16:24	Nov-06-07 16:52	Nov-06-07 17:21	Nov-06-07 18:17					
	Units/RL:	mg/kg	mg/kg	mg/kg	mg/kg	mg/kg					
		1093.8	1713	1730	1900	1579					

This analytical report, and the entire data package it represents, has been made for your exclusive and confidential use. The interpretations and results expressed throughout this analytical report represent the best judgment of XENCO Laboratories. XENCO Laboratories assumes no responsibility and makes no warranty to the end use of the data hereby presented. Our liability is limited to the amount invoiced for this work order unless otherwise agreed to in writing.

Since 1990 Houston - Dallas - San Antonio - Austin - Tampa - Miami - Latin America


Brent Barron
Odessa Laboratory Director



Flagging Criteria

- X** In our quality control review of the data a QC deficiency was observed and flagged as noted. MS/MSD recoveries were found to be outside of the laboratory control limits due to possible matrix /chemical interference, or a concentration of target analyte high enough to effect the recovery of the spike concentration. This condition could also effect the relative percent difference in the MS/MSD.
- B** A target analyte or common laboratory contaminant was identified in the method blank. Its presence indicates possible field or laboratory contamination.
- D** The sample(s) were diluted due to targets detected over the highest point of the calibration curve, or due to matrix interference. Dilution factors are included in the final results. The result is from a diluted sample.
- E** The data exceeds the upper calibration limit; therefore, the concentration is reported as estimated.
- F** RPD exceeded lab control limits.
- J** The target analyte was positively identified below the MQL and above the SQL.
- U** Analyte was not detected.
- L** The LCS data for this analytical batch was reported below the laboratory control limits for this analyte. The department supervisor and QA Director reviewed data. The samples were either reanalyzed or flagged as estimated concentrations.
- H** The LCS data for this analytical batch was reported above the laboratory control limits. Supporting QC Data were reviewed by the Department Supervisor and QA Director. Data were determined to be valid for reporting.
- K** Sample analyzed outside of recommended hold time.

* Outside XENCO'S scope of NELAC Accreditation

Recipient of the Prestigious Small Business Administration Award of Excellence in 1994.

Certified and approved by numerous States and Agencies.

A Small Business and Minority Status Company that delivers SERVICE and QUALITY

Houston - Dallas - San Antonio - Austin - Tampa - Miami - Latin America

11381 Meadowglen Lane Suite L Houston, Tx 77082-2647
9701 Harry Hines Blvd , Dallas, TX 75220
5332 Blackberry Drive, Suite 104, San Antonio, TX 78238
2505 N. Falkenburg Rd., Tampa, FL 33619
5757 NW 158th St, Miami Lakes, FL 33014

Phone	Fax
(281) 589-0692	(281) 589-0695
(214) 902 0300	(214) 351-9139
(210) 509-3334	(201) 509-3335
(813) 620-2000	(813) 620-2033
(305) 823-8500	(305) 823-8555



Form 2 - Surrogate Recoveries



Project Name: Frisco Skelly # 1

Work Order #: 292485

Project ID: 2004-00196

Lab Batch #: 707957

Sample: 292485-001 / SMP

Batch: 1 Matrix: Soil

Units: mg/kg

SURROGATE RECOVERY STUDY

BTEX by EPA 8021B	Amount Found [A]	True Amount [B]	Recovery % R [D]	Control Limits % R	Flags
Analytes					
1,4-Difluorobenzene	0.0303	0.0300	101	80-120	
4-Bromofluorobenzene	0.0335	0.0300	112	80-120	

Lab Batch #: 707957

Sample: 292485-002 / SMP

Batch: 1 Matrix: Soil

Units: mg/kg

SURROGATE RECOVERY STUDY

BTEX by EPA 8021B	Amount Found [A]	True Amount [B]	Recovery % R [D]	Control Limits % R	Flags
Analytes					
1,4-Difluorobenzene	0.0295	0.0300	98	80-120	
4-Bromofluorobenzene	0.0355	0.0300	118	80-120	

Lab Batch #: 707957

Sample: 292485-003 / SMP

Batch: 1 Matrix: Soil

Units: mg/kg

SURROGATE RECOVERY STUDY

BTEX by EPA 8021B	Amount Found [A]	True Amount [B]	Recovery % R [D]	Control Limits % R	Flags
Analytes					
1,4-Difluorobenzene	0.0357	0.0300	119	80-120	
4-Bromofluorobenzene	0.0360	0.0300	120	80-120	

Lab Batch #: 707957

Sample: 292485-004 / SMP

Batch: 1 Matrix: Soil

Units: mg/kg

SURROGATE RECOVERY STUDY

BTEX by EPA 8021B	Amount Found [A]	True Amount [B]	Recovery % R [D]	Control Limits % R	Flags
Analytes					
1,4-Difluorobenzene	0.0350	0.0300	117	80-120	
4-Bromofluorobenzene	0.0360	0.0300	120	80-120	

Lab Batch #: 707957

Sample: 292485-005 / SMP

Batch: 1 Matrix: Soil

Units: mg/kg

SURROGATE RECOVERY STUDY

BTEX by EPA 8021B	Amount Found [A]	True Amount [B]	Recovery % R [D]	Control Limits % R	Flags
Analytes					
1,4-Difluorobenzene	0.0356	0.0300	119	80-120	
4-Bromofluorobenzene	0.0356	0.0300	119	80-120	

** Surrogates outside limits; data and surrogates confirmed by reanalysis

*** Poor recoveries due to dilution

Surrogate Recovery [D] = $100 * A / B$

All results are based on MDL and validated for QC purposes.



Form 2 - Surrogate Recoveries



Project Name: Frisco Skelly # 1

Work Order #: 292485

Project ID: 2004-00196

Lab Batch #: 707957

Sample: 292485-006 / SMP

Batch: 1 Matrix: Soil

Units: mg/kg

SURROGATE RECOVERY STUDY

BTEX by EPA 8021B	Amount Found [A]	True Amount [B]	Recovery % R [D]	Control Limits % R	Flags
Analytes					
1,4-Difluorobenzene	0.0328	0.0300	109	80-120	
4-Bromofluorobenzene	0.0357	0.0300	119	80-120	

Lab Batch #: 707957

Sample: 501185-1-BKS / BKS

Batch: 1 Matrix: Solid

Units: mg/kg

SURROGATE RECOVERY STUDY

BTEX by EPA 8021B	Amount Found [A]	True Amount [B]	Recovery % R [D]	Control Limits % R	Flags
Analytes					
1,4-Difluorobenzene	0.0305	0.0300	102	80-120	
4-Bromofluorobenzene	0.0286	0.0300	95	80-120	

Lab Batch #: 707957

Sample: 501185-1-BLK / BLK

Batch: 1 Matrix: Solid

Units: mg/kg

SURROGATE RECOVERY STUDY

BTEX by EPA 8021B	Amount Found [A]	True Amount [B]	Recovery % R [D]	Control Limits % R	Flags
Analytes					
1,4-Difluorobenzene	0.0326	0.0300	109	80-120	
4-Bromofluorobenzene	0.0275	0.0300	92	80-120	

Lab Batch #: 707957

Sample: 501185-1-BSD / BSD

Batch: 1 Matrix: Solid

Units: mg/kg

SURROGATE RECOVERY STUDY

BTEX by EPA 8021B	Amount Found [A]	True Amount [B]	Recovery % R [D]	Control Limits % R	Flags
Analytes					
1,4-Difluorobenzene	0.0301	0.0300	100	80-120	
4-Bromofluorobenzene	0.0294	0.0300	98	80-120	

Lab Batch #: 707958

Sample: 292485-001 / SMP

Batch: 1 Matrix: Soil

Units: mg/kg

SURROGATE RECOVERY STUDY

TPH by SW8015 Mod	Amount Found [A]	True Amount [B]	Recovery % R [D]	Control Limits % R	Flags
Analytes					
1-Chlorooctane	86.5	100	87	70-135	
o-Terphenyl	49.9	50.0	100	70-135	

** Surrogates outside limits; data and surrogates confirmed by reanalysis

*** Poor recoveries due to dilution

Surrogate Recovery [D] = $100 * A / B$

All results are based on MDL and validated for QC purposes.



Form 2 - Surrogate Recoveries



Project Name: Frisco Skelly # 1

Work Order #: 292485

Project ID: 2004-00196

Lab Batch #: 707958

Sample: 292485-001 S / MS

Batch: 1 Matrix: Soil

Units: mg/kg

SURROGATE RECOVERY STUDY

TPH by SW8015 Mod Analytes	Amount Found [A]	True Amount [B]	Recovery % R [D]	Control Limits % R	Flags
1-Chlorooctane	102	100	102	70-135	
o-Terphenyl	53.4	50.0	107	70-135	

Lab Batch #: 707958

Sample: 292485-001 SD / MSD

Batch: 1 Matrix: Soil

Units: mg/kg

SURROGATE RECOVERY STUDY

TPH by SW8015 Mod Analytes	Amount Found [A]	True Amount [B]	Recovery % R [D]	Control Limits % R	Flags
1-Chlorooctane	113	100	113	70-135	
o-Terphenyl	57.8	50.0	116	70-135	

Lab Batch #: 707958

Sample: 292485-002 / SMP

Batch: 1 Matrix: Soil

Units: mg/kg

SURROGATE RECOVERY STUDY

TPH by SW8015 Mod Analytes	Amount Found [A]	True Amount [B]	Recovery % R [D]	Control Limits % R	Flags
1-Chlorooctane	95.5	100	96	70-135	
o-Terphenyl	57.6	50.0	115	70-135	

Lab Batch #: 707958

Sample: 292485-003 / SMP

Batch: 1 Matrix: Soil

Units: mg/kg

SURROGATE RECOVERY STUDY

TPH by SW8015 Mod Analytes	Amount Found [A]	True Amount [B]	Recovery % R [D]	Control Limits % R	Flags
1-Chlorooctane	92.1	100	92	70-135	
o-Terphenyl	51.9	50.0	104	70-135	

Lab Batch #: 707958

Sample: 292485-004 / SMP

Batch: 1 Matrix: Soil

Units: mg/kg

SURROGATE RECOVERY STUDY

TPH by SW8015 Mod Analytes	Amount Found [A]	True Amount [B]	Recovery % R [D]	Control Limits % R	Flags
1-Chlorooctane	96.8	100	97	70-135	
o-Terphenyl	55.5	50.0	111	70-135	

** Surrogates outside limits; data and surrogates confirmed by reanalysis

*** Poor recoveries due to dilution

Surrogate Recovery [D] = $100 * A / B$

All results are based on MDL and validated for QC purposes.



Form 2 - Surrogate Recoveries



Project Name: Frisco Skelly # 1

Work Order #: 292485

Project ID: 2004-00196

Lab Batch #: 707958

Sample: 292485-005 / SMP

Batch: 1 Matrix: Soil

Units: mg/kg

SURROGATE RECOVERY STUDY

TPH by SW8015 Mod	Amount Found [A]	True Amount [B]	Recovery % R [D]	Control Limits % R	Flags
Analytes					
1-Chlorooctane	91.3	100	91	70-135	
o-Terphenyl	50.6	50.0	101	70-135	

Lab Batch #: 707958

Sample: 292485-006 / SMP

Batch: 1 Matrix: Soil

Units: mg/kg

SURROGATE RECOVERY STUDY

TPH by SW8015 Mod	Amount Found [A]	True Amount [B]	Recovery % R [D]	Control Limits % R	Flags
Analytes					
1-Chlorooctane	94.8	100	95	70-135	
o-Terphenyl	54.9	50.0	110	70-135	

Lab Batch #: 707958

Sample: 501189-1-BKS / BKS

Batch: 1 Matrix: Solid

Units: mg/kg

SURROGATE RECOVERY STUDY

TPH by SW8015 Mod	Amount Found [A]	True Amount [B]	Recovery % R [D]	Control Limits % R	Flags
Analytes					
1-Chlorooctane	107	100	107	70-135	
o-Terphenyl	49.9	50.0	100	70-135	

Lab Batch #: 707958

Sample: 501189-1-BLK / BLK

Batch: 1 Matrix: Solid

Units: mg/kg

SURROGATE RECOVERY STUDY

TPH by SW8015 Mod	Amount Found [A]	True Amount [B]	Recovery % R [D]	Control Limits % R	Flags
Analytes					
1-Chlorooctane	89.1	100	89	70-135	
o-Terphenyl	48.5	50.0	97	70-135	

** Surrogates outside limits; data and surrogates confirmed by reanalysis

*** Poor recoveries due to dilution

Surrogate Recovery [D] = $100 * A / B$

All results are based on MDL and validated for QC purposes.



Blank Spike Recovery



Project Name: Frisco Skelly # 1

Work Order #: 292485

Project ID:

2004-00196

Lab Batch #: 707958

Sample: 501189-1-BKS

Matrix: Solid

Date Analyzed: 11/06/2007

Date Prepared: 11/06/2007

Analyst: SHE

Reporting Units: mg/kg

Batch #: 1

BLANK /BLANK SPIKE RECOVERY STUDY

TPH by SW8015 Mod Analytes	Blank Result [A]	Spike Added [B]	Blank Spike Result [C]	Blank Spike % R [D]	Control Limits % R	Flags
C6-C12 Gasoline Range Hydrocarbons	ND	1000	926	93	70-135	
C12-C28 Diesel Range Hydrocarbons	ND	1000	871	87	70-135	

Blank Spike Recovery [D] = $100 * [C] / [B]$

All results are based on MDL and validated for QC purposes.



BS / BSD Recoveries



Project Name: Frisco Skelly # 1

Work Order #: 292485

Analyst: SHE

Lab Batch ID: 707957

Sample: 501185-1-BKS

Date Prepared: 11/06/2007

Batch #: 1

Project ID: 2004-00196

Date Analyzed: 11/06/2007

Matrix: Solid

Units: mg/kg

BLANK /BLANK SPIKE / BLANK SPIKE DUPLICATE RECOVERY STUDY												
BTEX by EPA 8021B		Blank Sample Result [A]	Spike Added [B]	Blank Spike Result [C]	Blank Spike %R [D]	Spike Added [E]	Blank Spike Duplicate Result [F]	Blk. Spk Dup. %R [G]	RPD %	Control Limits %R	Control Limits %RPD	Flag
Analytes												
Benzene		ND	0.1000	0.0998	100	0.1	0.0978	98	2	70-130	35	
Toluene		ND	0.1000	0.0995	100	0.1	0.0969	97	3	70-130	35	
Ethylbenzene		ND	0.1000	0.0979	98	0.1	0.0980	98	0	71-129	35	
m,p-Xylene		ND	0.2000	0.1923	96	0.2	0.1929	96	0	70-135	35	
o-Xylene		ND	0.1000	0.0971	97	0.1	0.0978	98	1	71-133	35	

Relative Percent Difference RPD = $200 * |(D-F)/(D+F)|$

Blank Spike Recovery [D] = $100 * (C)/[B]$

Blank Spike Duplicate Recovery [G] = $100 * (F)/[E]$

All results are based on MDL and Validated for QC Purposes



Form 3 - MS / MSD Recoveries



Project Name: Frisco Skelly # 1

Work Order # 292485

Lab Batch ID: 707958

Date Analyzed: 11/06/2007

Reporting Units: mg/kg

Project ID: 2004-00196

QC- Sample ID: 292485-001 S

Batch #: 1 Matrix: Soil

Date Prepared: 11/06/2007

Analyst: SHE

MATRIX SPIKE / MATRIX SPIKE DUPLICATE RECOVERY STUDY												
Reporting Units: mg/kg	TPH by SW8015 Mod Analytes	Parent Sample Result [A]	Spike Added [B]	Spiked Sample Result [C]	Spiked Sample %R [D]	Spike Added [E]	Duplicate Spiked Sample Result [F]	Spiked Dup. %R [G]	RPD %	Control Limits %R	Control Limits %RPD	Flag
	C6-C12 Gasoline Range Hydrocarbons	87.8	1120	1160	96	1120	1170	97	1	70-135	35	
	C12-C28 Diesel Range Hydrocarbons	857	1120	2220	122	1120	2050	107	13	70-135	35	

Matrix Spike Percent Recovery $[D] = 100 \cdot (C-A)/B$
Relative Percent Difference $RPD = 200 \cdot (D-G)/(D+G)$

ND = Not Detected, J = Present Below Reporting Limit, B = Present in Blank, NR = Not Requested, I = Interference, NA = Not Applicable
N = See Narrative, EQL = Estimated Quantitation Limit

Matrix Spike Duplicate Percent Recovery $[G] = 100 \cdot (F-A)/E$



Sample Duplicate Recovery



Project Name: Frisco Skelly # 1

Work Order #: 292485

Lab Batch #: 707959

Project ID: 2004-00196

Date Analyzed: 11/06/2007

Date Prepared: 11/06/2007

Analyst: RBA

QC- Sample ID: 292485-004 D

Batch #: 1

Matrix: Soil

Reporting Units: %

SAMPLE / SAMPLE DUPLICATE RECOVERY					
Percent Moisture	Parent Sample Result [A]	Sample Duplicate Result [B]	RPD	Control Limits %RPD	Flag
Analyte					
Percent Moisture	9.67	6.67	37	20	F

Spike Relative Difference RPD $200 * |(B-A)/(B+A)|$
All Results are based on MDL and validated for QC purposes.

Environmental Lab of Texas

CHAIN OF CUSTODY RECORD AND ANALYSIS REQUEST
12600 West I-70 East
Odessa, Texas 79765
Phone: 432-563-1800
Fax: 432-563-1713

Project Manager: Ken Dutton
Company Name: Basin Environmental Service Technologies, LLC
Company Address: 2800 Plains Highway
City/State/Zip: Lovington, NM 88260
Telephone No: (505) 441-2124
Fax No: (505) 396-4429
Project Name: FRISCO SKELLY # 1
Project #: 2004-00196
Project Loc: Lea County, NM
PO #: PAA - C. J. Reynolds
Report Format: ☒ Standard ☐ TRRP ☐ NPDES
Sampler Signature: *Ken Dutton* e-mail: kdutton@basinenvironment.com

ORDER #: 292495

LAB # (lab use only)	FIELD CODE	Beginning Depth	Ending Depth	Date Sampled	Time Sampled	Total # of Containers (4 oz)	Preservation & # of Containers	Matrix	Analyze For:
01	SIP 2 Grid 1			5 Nov-07	1000	1	SOIL	SOIL	TPH: 1X 1005 TPH: 418.1 (6015M)
02	SIP 2 Grid 2			5-Nov-07	1015	1	SOIL	SOIL	TPH: 1X 1005 TPH: 418.1 (6015M)
03	SIP 2 Grid 3			5-Nov-07	1030	1	SOIL	SOIL	TPH: 1X 1005 TPH: 418.1 (6015M)
04	SIP 2 Grid 4			5-Nov-07	1045	1	SOIL	SOIL	TPH: 1X 1005 TPH: 418.1 (6015M)
05	SIP 2 Grid 5			5-Nov-07	1100	1	SOIL	SOIL	TPH: 1X 1005 TPH: 418.1 (6015M)
06	SIP 2 Grid 6			5-Nov-07	1115	1	SOIL	SOIL	TPH: 1X 1005 TPH: 418.1 (6015M)

Standard TAT (3 DAY) 24 hr 72 hrs

Special Instructions:

Relinquished by: *Ken Dutton* Date: 8-14-07 Time: 9:45 AM
Relinquished by: *Ken Dutton* Date: 11-06-07 Time: 9:45 AM
Relinquished by: *Ken Dutton* Date: 11-06-07 Time: 9:45 AM

Received by: *Ken Dutton* Date: 11-06-07 Time: 9:45 AM
Received by: *Ken Dutton* Date: 11-06-07 Time: 9:45 AM
Received by: *Ken Dutton* Date: 11-06-07 Time: 9:45 AM

Temperature Upon Receipt: -5 °C

Environmental Lab of Texas
Variance/ Corrective Action Report- Sample Log-In

Client: Business / Plains
Date/ Time: 11/6/07 9:48
Lab ID #: 292485
Initials: CIL

Sample Receipt Checklist

				Client Initials
#1	Temperature of container/ cooler?	<u>Yes</u>	No	-5 °C
#2	Shipping container in good condition?	<u>Yes</u>	No	
#3	Custody Seals intact on shipping container/ cooler?	<u>Yes</u>	No	Not Present
#4	Custody Seals intact on sample bottles/ container?	<u>Yes</u>	No	Not Present
#5	Chain of Custody present?	<u>Yes</u>	No	
#6	Sample instructions complete of Chain of Custody?	<u>Yes</u>	No	
#7	Chain of Custody signed when relinquished/ received?	<u>Yes</u>	No	
#8	Chain of Custody agrees with sample label(s)?	<u>Yes</u>	No	ID written on Cont./ Lid
#9	Container label(s) legible and intact?	<u>Yes</u>	No	Not Applicable
#10	Sample matrix/ properties agree with Chain of Custody?	<u>Yes</u>	No	
#11	Containers supplied by ELOT?	<u>Yes</u>	No	
#12	Samples in proper container/ bottle?	<u>Yes</u>	No	See Below
#13	Samples properly preserved?	<u>Yes</u>	No	See Below
#14	Sample bottles intact?	<u>Yes</u>	No	
#15	Preservations documented on Chain of Custody?	<u>Yes</u>	No	
#16	Containers documented on Chain of Custody?	<u>Yes</u>	No	
#17	Sufficient sample amount for indicated test(s)?	<u>Yes</u>	No	See Below
#18	All samples received within sufficient hold time?	<u>Yes</u>	No	See Below
#19	Subcontract of sample(s)?	<u>Yes</u>	No	Not Applicable
#20	VOC samples have zero headspace?	<u>Yes</u>	No	Not Applicable

Variance Documentation

Contact: _____ Contacted by: _____ Date/ Time: _____

Regarding: _____

Corrective Action Taken:

- Check all that Apply:
- ☐ See attached e-mail/ fax
 - ☐ Client understands and would like to proceed with analysis
 - ☐ Cooling process had begun shortly after sampling event

Analytical Report 296358

for

PLAINS ALL AMERICAN EH&S

Project Manager: Camille Reynolds

Frisco Skelly

2004-00196

28-JAN-08



12600 West I-20 East Odessa, Texas 79765

Texas certification numbers:
Houston, TX T104704215

Florida certification numbers:
Houston, TX E871002 - Miami, FL E86678 - Tampa, FL E86675
Norcross(Atlanta), GA E87429

South Carolina certification numbers:
Norcross(Atlanta), GA 98015

North Carolina certification numbers:
Norcross(Atlanta), GA 483

Houston - Dallas - San Antonio - Austin - Tampa - Miami - Latin America
Midland - Corpus Christi - Atlanta



28-JAN-08

Project Manager: **Camille Reynolds**
PLAINS ALL AMERICAN EH&S
1301 S. COUNTY ROAD 1150
Midland, TX 79706

Reference: XENCO Report No: **296358**
Frisco Skelly
Project Address: Lea County, NM

Camille Reynolds:

We are reporting to you the results of the analyses performed on the samples received under the project name referenced above and identified with the XENCO Report Number 296358. All results being reported under this Report Number apply to the samples analyzed and properly identified with a Laboratory ID number. Subcontracted analyses are identified in this report with either the NELAC certification number of the subcontract lab in the analyst ID field, or the complete subcontracted report attached to this report.

Unless otherwise noted in a Case Narrative, all data reported in this Analytical Report are in compliance with NELAC standards. Estimation of data uncertainty for this report is found in the quality control section of this report unless otherwise noted. Should insufficient sample be provided to the laboratory to meet the method and NELAC Matrix Duplicate and Matrix Spike requirements, then the data will be analyzed, evaluated and reported using all other available quality control measures.

The validity and integrity of this report will remain intact as long as it is accompanied by this letter and reproduced in full, unless written approval is granted by XENCO Laboratories. This report will be filed for at least 5 years in our archives after which time it will be destroyed without further notice, unless otherwise arranged with you. The samples received, and described as recorded in Report No. 296358 will be filed for 60 days, and after that time they will be properly disposed without further notice, unless otherwise arranged with you. We reserve the right to return to you any unused samples, extracts or solutions related to them if we consider so necessary (e.g., samples identified as hazardous waste, sample sizes exceeding analytical standard practices, controlled substances under regulated protocols, etc).

We thank you for selecting XENCO Laboratories to serve your analytical needs. If you have any questions concerning this report, please feel free to contact us at any time.

Respectfully,

Brent Barron, II

Odessa Laboratory Manager

Recipient of the Prestigious Small Business Administration Award of Excellence in 1994.

Certified and approved by numerous States and Agencies.

A Small Business and Minority Status Company that delivers SERVICE and QUALITY

Houston - Dallas - San Antonio - Austin - Tampa - Miami - Atlanta - Corpus Christi - Latin America



Sample Cross Reference 296358

PLAINS ALL AMERICAN EH&S, Midland, TX

Frisko Skelly

Sample Id	Matrix	Date Collected	Sample Depth	Lab Sample Id
Grid # 1	S	Jan-22-08 08:55		296358-001
Grid # 2	S	Jan-22-08 09:05		296358-002
Grid # 3	S	Jan-22-08 09:15		296358-003
Grid # 4	S	Jan-22-08 09:20		296358-004
Grid # 5	S	Jan-22-08 09:30		296358-005
Grid # 6	S	Jan-22-08 09:35		296358-006



Certificate of Analysis Summary 296358
PLAINS ALL AMERICAN EH&S, Midland, TX


Project Id: 2004-00196
Contact: Camille Reynolds
Project Location: Lea County, NM

Date Received in Lab: Wed Jan-23-08 10:45 am
Report Date: 28-JAN-08
Project Manager: Brent Barron, II

Analysis Requested	Lab Id:	296358-001	296358-002	296358-003	296358-004	296358-005	296358-006
	Field Id: Depth: Matrix: Sampled:	Grid # 1 SOIL Jan-22-08 08:55	Grid # 2 SOIL Jan-22-08 09:05	Grid # 3 SOIL Jan-22-08 09:15	Grid # 4 SOIL Jan-22-08 09:20	Grid # 5 SOIL Jan-22-08 09:30	Grid # 6 SOIL Jan-22-08 09:35
BTEX by EPA 8021B	Extracted:	Jan-24-08 12:00	Jan-24-08 12:00	Jan-24-08 12:00	Jan-24-08 12:00	Jan-25-08 17:02	Jan-24-08 12:00
	Analyzed:	Jan-24-08 15:30	Jan-24-08 15:50	Jan-24-08 16:11	Jan-24-08 16:32	Jan-26-08 07:28	Jan-24-08 17:13
	Units/RL:	mg/kg RL	mg/kg RL	mg/kg RL	mg/kg RL	mg/kg RL	mg/kg RL
	Benzene	ND 0.0010	ND 0.0010	ND 0.0010	ND 0.0010	ND 0.0011	ND 0.0010
	Toluene	ND 0.0021	ND 0.0021	ND 0.0021	ND 0.0021	ND 0.0021	ND 0.0021
Percent Moisture	Ethylbenzene	ND 0.0010	ND 0.0010	ND 0.0010	0.0012 0.0010	ND 0.0011	ND 0.0010
	m,p-Xylenes	ND 0.0021	ND 0.0021	ND 0.0021	0.0022 0.0021	ND 0.0021	ND 0.0021
	o-Xylene	ND 0.0010	ND 0.0010	ND 0.0010	ND 0.0010	ND 0.0011	ND 0.0010
TPH by SW8015 Mod	Xylenes, Total	ND	ND	ND	0.0022	ND	ND
	Total BTEX	ND	ND	ND	0.0034	ND	ND
TPH by SW8015 Mod	Extracted:	Jan-23-08 12:00	Jan-23-08 12:03	Jan-23-08 12:04	Jan-23-08 12:05	Jan-23-08 12:06	Jan-23-08 12:07
	Analyzed:	%	%	%	%	%	%
	Units/RL:	4.26 1.00	4.1	3.66	3.93	5.06	4.33
	Percent Moisture	Jan-23-08 15:25	Jan-23-08 15:25	Jan-23-08 15:25	Jan-23-08 15:25	Jan-23-08 15:25	Jan-23-08 15:25
	TPH by SW8015 Mod	Jan-24-08 03:56	Jan-24-08 04:21	Jan-24-08 05:11	Jan-24-08 05:36	Jan-24-08 06:01	Jan-24-08 06:26
C6-C12 Gasoline Range Hydrocarbons	Units/RL:	mg/kg RL	mg/kg RL	mg/kg RL	mg/kg RL	mg/kg RL	mg/kg RL
	C6-C12 Gasoline Range Hydrocarbons	43.1 15.7	46.6 15.6	56.7 15.6	68.8 15.6	64.9 15.8	71.3 15.7
	C12-C28 Diesel Range Hydrocarbons	1340 15.7	1690 15.6	1610 15.6	1900 15.6	1600 15.8	1750 15.7
C28-C35 Oil Range Hydrocarbons	C28-C35 Oil Range Hydrocarbons	184 15.7	192 15.6	208 15.6	201 15.6	184 15.8	190 15.7
	Total TPH	1567.1	1928.6	1874.7	2169.8	1848.9	2011.3

This analytical report, and the entire data package it represents, has been made for your exclusive and confidential use. The interpretations and results expressed throughout this analytical report represent the best judgment of XENCO Laboratories. XENCO Laboratories assumes no responsibility and makes no warranty to the end use of the data hereby presented. Our liability is limited to the amount invoiced for this work order unless otherwise agreed to in writing.

Since 1990 Houston - Dallas - San Antonio - Austin - Tampa - Miami - Latin America - Atlanta - Corpus Christi


Brent Barron
Odessa Laboratory Director



Flagging Criteria

- X** In our quality control review of the data a QC deficiency was observed and flagged as noted. MS/MSD recoveries were found to be outside of the laboratory control limits due to possible matrix /chemical interference, or a concentration of target analyte high enough to effect the recovery of the spike concentration. This condition could also effect the relative percent difference in the MS/MSD.
- B** A target analyte or common laboratory contaminant was identified in the method blank. Its presence indicates possible field or laboratory contamination.
- D** The sample(s) were diluted due to targets detected over the highest point of the calibration curve, or due to matrix interference. Dilution factors are included in the final results. The result is from a diluted sample.
- E** The data exceeds the upper calibration limit; therefore, the concentration is reported as estimated.
- F** RPD exceeded lab control limits.
- J** The target analyte was positively identified below the MQL(PQL) and above the SQL(MDL).
- U** Analyte was not detected.
- L** The LCS data for this analytical batch was reported below the laboratory control limits for this analyte. The department supervisor and QA Director reviewed data. The samples were either reanalyzed or flagged as estimated concentrations.
- H** The LCS data for this analytical batch was reported above the laboratory control limits. Supporting QC Data were reviewed by the Department Supervisor and QA Director. Data were determined to be valid for reporting.
- K** Sample analyzed outside of recommended hold time.

* Outside XENCO'S scope of NELAC Accreditation

Recipient of the Prestigious Small Business Administration Award of Excellence in 1994.

Certified and approved by numerous States and Agencies.

A Small Business and Minority Status Company that delivers SERVICE and QUALITY

Houston - Dallas - San Antonio - Austin - Tampa - Miami - Atlanta - Corpus Christi - Latin America

11381 Meadowglen Lane Suite L Houston, Tx 77082-2647
9701 Harry Hines Blvd , Dallas, TX 75220
5332 Blackberry Drive, Suite 104, San Antonio, TX 78238
2505 N. Falkenburg Rd., Tampa, FL 33619
5757 NW 158th St, Miami Lakes, FL 33014
6017 Financial Dr., Norcross, GA 30071

Phone	Fax
(281) 589-0692	(281) 589-0695
(214) 902 0300	(214) 351-9139
(210) 509-3334	(201) 509-3335
(813) 620-2000	(813) 620-2033
(305) 823-8500	(305) 823-8555
(770) 449-8800	(770) 449-5477



Form 2 - Surrogate Recoveries

Project Name: Frisco Skelly

Work Order #: 296358

Project ID: 2004-00196

Lab Batch #: 712965

Sample: 296358-001 / SMP

Batch: 1 Matrix: Soil

Units: mg/kg

SURROGATE RECOVERY STUDY

BTEX by EPA 8021B	Amount Found [A]	True Amount [B]	Recovery % R [D]	Control Limits % R	Flags
Analytes					
1,4-Difluorobenzene	0.0332	0.0300	111	80-120	
4-Bromofluorobenzene	0.0321	0.0300	107	80-120	

Lab Batch #: 712965

Sample: 296358-002 / SMP

Batch: 1 Matrix: Soil

Units: mg/kg

SURROGATE RECOVERY STUDY

BTEX by EPA 8021B	Amount Found [A]	True Amount [B]	Recovery % R [D]	Control Limits % R	Flags
Analytes					
1,4-Difluorobenzene	0.0324	0.0300	108	80-120	
4-Bromofluorobenzene	0.0292	0.0300	97	80-120	

Lab Batch #: 712965

Sample: 296358-003 / SMP

Batch: 1 Matrix: Soil

Units: mg/kg

SURROGATE RECOVERY STUDY

BTEX by EPA 8021B	Amount Found [A]	True Amount [B]	Recovery % R [D]	Control Limits % R	Flags
Analytes					
1,4-Difluorobenzene	0.0327	0.0300	109	80-120	
4-Bromofluorobenzene	0.0307	0.0300	102	80-120	

Lab Batch #: 712965

Sample: 296358-004 / SMP

Batch: 1 Matrix: Soil

Units: mg/kg

SURROGATE RECOVERY STUDY

BTEX by EPA 8021B	Amount Found [A]	True Amount [B]	Recovery % R [D]	Control Limits % R	Flags
Analytes					
1,4-Difluorobenzene	0.0336	0.0300	112	80-120	
4-Bromofluorobenzene	0.0313	0.0300	104	80-120	

Lab Batch #: 712965

Sample: 296358-006 / SMP

Batch: 1 Matrix: Soil

Units: mg/kg

SURROGATE RECOVERY STUDY

BTEX by EPA 8021B	Amount Found [A]	True Amount [B]	Recovery % R [D]	Control Limits % R	Flags
Analytes					
1,4-Difluorobenzene	0.0333	0.0300	111	80-120	
4-Bromofluorobenzene	0.0292	0.0300	97	80-120	

** Surrogates outside limits; data and surrogates confirmed by reanalysis

*** Poor recoveries due to dilution

Surrogate Recovery [D] = $100 * A / B$

All results are based on MDL and validated for QC purposes.



Form 2 - Surrogate Recoveries

Project Name: Frisco Skelly

Work Order #: 296358

Project ID: 2004-00196

Lab Batch #: 712965

Sample: 296359-002 S / MS

Batch: 1 Matrix: Soil

Units: mg/kg

SURROGATE RECOVERY STUDY

BTEX by EPA 8021B	Amount Found [A]	True Amount [B]	Recovery % R [D]	Control Limits % R	Flags
Analytes					
1,4-Difluorobenzene	0.0331	0.0300	110	80-120	
4-Bromofluorobenzene	0.0332	0.0300	111	80-120	

Lab Batch #: 712965

Sample: 296359-002 SD / MSD

Batch: 1 Matrix: Soil

Units: mg/kg

SURROGATE RECOVERY STUDY

BTEX by EPA 8021B	Amount Found [A]	True Amount [B]	Recovery % R [D]	Control Limits % R	Flags
Analytes					
1,4-Difluorobenzene	0.0346	0.0300	115	80-120	
4-Bromofluorobenzene	0.0342	0.0300	114	80-120	

Lab Batch #: 712965

Sample: 503782-1-BKS / BKS

Batch: 1 Matrix: Solid

Units: mg/kg

SURROGATE RECOVERY STUDY

BTEX by EPA 8021B	Amount Found [A]	True Amount [B]	Recovery % R [D]	Control Limits % R	Flags
Analytes					
1,4-Difluorobenzene	0.0292	0.0300	97	80-120	
4-Bromofluorobenzene	0.0325	0.0300	108	80-120	

Lab Batch #: 712965

Sample: 503782-1-BLK / BLK

Batch: 1 Matrix: Solid

Units: mg/kg

SURROGATE RECOVERY STUDY

BTEX by EPA 8021B	Amount Found [A]	True Amount [B]	Recovery % R [D]	Control Limits % R	Flags
Analytes					
1,4-Difluorobenzene	0.0322	0.0300	107	80-120	
4-Bromofluorobenzene	0.0324	0.0300	108	80-120	

Lab Batch #: 712965

Sample: 503782-1-BSD / BSD

Batch: 1 Matrix: Solid

Units: mg/kg

SURROGATE RECOVERY STUDY

BTEX by EPA 8021B	Amount Found [A]	True Amount [B]	Recovery % R [D]	Control Limits % R	Flags
Analytes					
1,4-Difluorobenzene	0.0296	0.0300	99	80-120	
4-Bromofluorobenzene	0.0322	0.0300	107	80-120	

** Surrogates outside limits; data and surrogates confirmed by reanalysis

*** Poor recoveries due to dilution

Surrogate Recovery [D] = $100 * A / B$

All results are based on MDL and validated for QC purposes.



Form 2 - Surrogate Recoveries

Project Name: Frisco Skelly

Work Order #: 296358

Project ID: 2004-00196

Lab Batch #: 713121

Sample: 296358-005 / SMP

Batch: 1 Matrix: Soil

Units: mg/kg

SURROGATE RECOVERY STUDY

BTEX by EPA 8021B	Amount Found [A]	True Amount [B]	Recovery % R [D]	Control Limits % R	Flags
Analytes					
1,4-Difluorobenzene	0.0336	0.0300	112	80-120	
4-Bromofluorobenzene	0.0248	0.0300	83	80-120	

Lab Batch #: 713121

Sample: 296358-005 S / MS

Batch: 1 Matrix: Soil

Units: mg/kg

SURROGATE RECOVERY STUDY

BTEX by EPA 8021B	Amount Found [A]	True Amount [B]	Recovery % R [D]	Control Limits % R	Flags
Analytes					
1,4-Difluorobenzene	0.0345	0.0300	115	80-120	
4-Bromofluorobenzene	0.0298	0.0300	99	80-120	

Lab Batch #: 713121

Sample: 296358-005 SD / MSD

Batch: 1 Matrix: Soil

Units: mg/kg

SURROGATE RECOVERY STUDY

BTEX by EPA 8021B	Amount Found [A]	True Amount [B]	Recovery % R [D]	Control Limits % R	Flags
Analytes					
1,4-Difluorobenzene	0.0330	0.0300	110	80-120	
4-Bromofluorobenzene	0.0293	0.0300	98	80-120	

Lab Batch #: 713121

Sample: 503838-1-BKS / BKS

Batch: 1 Matrix: Solid

Units: mg/kg

SURROGATE RECOVERY STUDY

BTEX by EPA 8021B	Amount Found [A]	True Amount [B]	Recovery % R [D]	Control Limits % R	Flags
Analytes					
1,4-Difluorobenzene	0.0304	0.0300	101	80-120	
4-Bromofluorobenzene	0.0295	0.0300	98	80-120	

Lab Batch #: 713121

Sample: 503838-1-BLK / BLK

Batch: 1 Matrix: Solid

Units: mg/kg

SURROGATE RECOVERY STUDY

BTEX by EPA 8021B	Amount Found [A]	True Amount [B]	Recovery % R [D]	Control Limits % R	Flags
Analytes					
1,4-Difluorobenzene	0.0320	0.0300	107	80-120	
4-Bromofluorobenzene	0.0289	0.0300	96	80-120	

** Surrogates outside limits; data and surrogates confirmed by reanalysis

*** Poor recoveries due to dilution

Surrogate Recovery [D] = $100 * A / B$

All results are based on MDL and validated for QC purposes.



Form 2 - Surrogate Recoveries

Project Name: Frisco Skelly

Work Order #: 296358

Project ID: 2004-00196

Lab Batch #: 713121

Sample: 503838-1-BSD / BSD

Batch: 1 Matrix: Solid

Units: mg/kg

SURROGATE RECOVERY STUDY

BTEX by EPA 8021B	Amount Found [A]	True Amount [B]	Recovery % R [D]	Control Limits % R	Flags
Analytes					
1,4-Difluorobenzene	0.0303	0.0300	101	80-120	
4-Bromofluorobenzene	0.0297	0.0300	99	80-120	

Lab Batch #: 712900

Sample: 296256-005 S / MS

Batch: 1 Matrix: Soil

Units: mg/kg

SURROGATE RECOVERY STUDY

TPH by SW8015 Mod	Amount Found [A]	True Amount [B]	Recovery % R [D]	Control Limits % R	Flags
Analytes					
1-Chlorooctane	95.8	100	96	70-135	
o-Terphenyl	43.3	50.0	87	70-135	

Lab Batch #: 712900

Sample: 296256-005 SD / MSD

Batch: 1 Matrix: Soil

Units: mg/kg

SURROGATE RECOVERY STUDY

TPH by SW8015 Mod	Amount Found [A]	True Amount [B]	Recovery % R [D]	Control Limits % R	Flags
Analytes					
1-Chlorooctane	97.0	100	97	70-135	
o-Terphenyl	43.0	50.0	86	70-135	

Lab Batch #: 712900

Sample: 296358-001 / SMP

Batch: 1 Matrix: Soil

Units: mg/kg

SURROGATE RECOVERY STUDY

TPH by SW8015 Mod	Amount Found [A]	True Amount [B]	Recovery % R [D]	Control Limits % R	Flags
Analytes					
1-Chlorooctane	85.9	100	86	70-135	
o-Terphenyl	44.9	50.0	90	70-135	

Lab Batch #: 712900

Sample: 296358-002 / SMP

Batch: 1 Matrix: Soil

Units: mg/kg

SURROGATE RECOVERY STUDY

TPH by SW8015 Mod	Amount Found [A]	True Amount [B]	Recovery % R [D]	Control Limits % R	Flags
Analytes					
1-Chlorooctane	85.4	100	85	70-135	
o-Terphenyl	44.5	50.0	89	70-135	

** Surrogates outside limits; data and surrogates confirmed by reanalysis

*** Poor recoveries due to dilution

Surrogate Recovery [D] = $100 * A / B$

All results are based on MDL and validated for QC purposes.



Form 2 - Surrogate Recoveries

Project Name: Frisco Skelly

Work Order #: 296358

Project ID: 2004-00196

Lab Batch #: 712900

Sample: 296358-003 / SMP

Batch: 1 Matrix: Soil

Units: mg/kg

SURROGATE RECOVERY STUDY

TPH by SW8015 Mod	Amount Found [A]	True Amount [B]	Recovery % R [D]	Control Limits % R	Flags
Analytes					
1-Chlorooctane	88.1	100	88	70-135	
o-Terphenyl	45.8	50.0	92	70-135	

Lab Batch #: 712900

Sample: 296358-004 / SMP

Batch: 1 Matrix: Soil

Units: mg/kg

SURROGATE RECOVERY STUDY

TPH by SW8015 Mod	Amount Found [A]	True Amount [B]	Recovery % R [D]	Control Limits % R	Flags
Analytes					
1-Chlorooctane	85.5	100	86	70-135	
o-Terphenyl	45.9	50.0	92	70-135	

Lab Batch #: 712900

Sample: 296358-005 / SMP

Batch: 1 Matrix: Soil

Units: mg/kg

SURROGATE RECOVERY STUDY

TPH by SW8015 Mod	Amount Found [A]	True Amount [B]	Recovery % R [D]	Control Limits % R	Flags
Analytes					
1-Chlorooctane	82.8	100	83	70-135	
o-Terphenyl	43.9	50.0	88	70-135	

Lab Batch #: 712900

Sample: 296358-006 / SMP

Batch: 1 Matrix: Soil

Units: mg/kg

SURROGATE RECOVERY STUDY

TPH by SW8015 Mod	Amount Found [A]	True Amount [B]	Recovery % R [D]	Control Limits % R	Flags
Analytes					
1-Chlorooctane	82.7	100	83	70-135	
o-Terphenyl	44.6	50.0	89	70-135	

Lab Batch #: 712900

Sample: 503748-1-BKS / BKS

Batch: 1 Matrix: Solid

Units: mg/kg

SURROGATE RECOVERY STUDY

TPH by SW8015 Mod	Amount Found [A]	True Amount [B]	Recovery % R [D]	Control Limits % R	Flags
Analytes					
1-Chlorooctane	95.1	100	95	70-135	
o-Terphenyl	42.2	50.0	84	70-135	

** Surrogates outside limits; data and surrogates confirmed by reanalysis

*** Poor recoveries due to dilution

Surrogate Recovery [D] = $100 * A / B$

All results are based on MDL and validated for QC purposes.



Form 2 - Surrogate Recoveries

Project Name: Frisco Skelly

Work Order #: 296358

Project ID: 2004-00196

Lab Batch #: 712900

Sample: 503748-1-BLK / BLK

Batch: 1 Matrix: Solid

Units: mg/kg

SURROGATE RECOVERY STUDY

TPH by SW8015 Mod	Amount Found [A]	True Amount [B]	Recovery % R [D]	Control Limits % R	Flags
Analytes					
1-Chlorooctane	83.4	100	83	70-135	
o-Terphenyl	42.2	50.0	84	70-135	

Lab Batch #: 712900

Sample: 503748-1-BSD / BSD

Batch: 1 Matrix: Solid

Units: mg/kg

SURROGATE RECOVERY STUDY

TPH by SW8015 Mod	Amount Found [A]	True Amount [B]	Recovery % R [D]	Control Limits % R	Flags
Analytes					
1-Chlorooctane	93.8	100	94	70-135	
o-Terphenyl	41.4	50.0	83	70-135	

** Surrogates outside limits; data and surrogates confirmed by reanalysis

*** Poor recoveries due to dilution

Surrogate Recovery [D] = $100 * A / B$

All results are based on MDL and validated for QC purposes.



BS / BSD Recoveries

Project Name: Frisco Skelly

Work Order #: 296358

Analyst: SHE

Lab Batch ID: 712965

Date Prepared: 01/24/2008

Sample: 503782-1-BKS

Batch #: 1

Project ID: 2004-00196

Date Analyzed: 01/24/2008

Matrix: Solid

Units: mg/kg

BLANK /BLANK SPIKE/ BLANK SPIKE DUPLICATE RECOVERY STUDY											
BTEX by EPA 8021B Analytes	Blank Sample Result [A]	Spike Added [B]	Blank Spike Result [C]	Blank Spike %R [D]	Spike Added [E]	Blank Spike Duplicate Result [F]	Blk. Spk Dup. %R [G]	RPD %	Control Limits %R	Control Limits %RPD	Flag
	Benzene	ND	0.1000	0.1120	112	0.1	0.1053	105	6	70-130	35
	Toluene	ND	0.1000	0.1078	108	0.1	0.1017	102	6	70-130	35
	Ethylbenzene	ND	0.1000	0.1177	118	0.1	0.1118	112	5	71-129	35
	m,p-Xylenes	ND	0.2000	0.2272	114	0.2	0.2152	108	5	70-135	35
	o-Xylene	ND	0.1000	0.1197	120	0.1	0.1127	113	6	71-133	35

Analyst: SHE

Date Prepared: 01/25/2008

Date Analyzed: 01/26/2008

Lab Batch ID: 713121

Sample: 503838-1-BKS

Batch #: 1

Matrix: Solid

Units: mg/kg

BLANK /BLANK SPIKE / BLANK SPIKE DUPLICATE RECOVERY STUDY											
BTEX by EPA 8021B Analytes	Blank Sample Result [A]	Spike Added [B]	Blank Spike Result [C]	Blank Spike %R [D]	Spike Added [E]	Blank Spike Duplicate Result [F]	Blk. Spk Dup. %R [G]	RPD %	Control Limits %R	Control Limits %RPD	Flag
	Benzene	ND	0.1000	0.0935	94	0.1	0.0930	93	1	70-130	35
	Toluene	ND	0.1000	0.0909	91	0.1	0.0910	91	0	70-130	35
	Ethylbenzene	ND	0.1000	0.1003	100	0.1	0.1004	100	0	71-129	35
	m,p-Xylenes	ND	0.2000	0.1901	95	0.2	0.1902	95	0	70-135	35
	o-Xylene	ND	0.1000	0.0994	99	0.1	0.0998	100	0	71-133	35

Relative Percent Difference $RPD = 200 \cdot (D-F) / (D+F)$

Blank Spike Recovery $[D] = 100 \cdot (C) / [B]$

Blank Spike Duplicate Recovery $[G] = 100 \cdot (F) / [E]$

All results are based on MDL and Validated for QC Purposes



BS / BSD Recoveries

Project Name: Frisco Skelly

Work Order #: 296358

Analyst: SHE

Lab Batch ID: 712900

Sample: 503748-1-BKS

Date Prepared: 01/23/2008

Batch #: 1

Project ID: 2004-00196

Date Analyzed: 01/23/2008

Matrix: Solid

Units: mg/kg

BLANK /BLANK SPIKE / BLANK SPIKE DUPLICATE RECOVERY STUDY												
Units: mg/kg												
TPH by SW8015 Mod		Blank Sample Result [A]	Spike Added [B]	Blank Spike Result [C]	Blank Spike %R [D]	Spike Added [E]	Blank Spike Duplicate Result [F]	Blk. Spk Dup. %R [G]	RPD %	Control Limits %R	Control Limits %RPD	Flag
Analytes												
C6-C12 Gasoline Range Hydrocarbons		ND	1000	834	83	1000	805	81	4	70-135	35	
C12-C28 Diesel Range Hydrocarbons		ND	1000	847	85	1000	814	81	4	70-135	35	

Relative Percent Difference RPD = $200 * (D-F) / (D+F)$
Blank Spike Recovery [D] = $100 * (C) / [B]$
Blank Spike Duplicate Recovery [G] = $100 * (F) / [E]$
All results are based on MDL and Validated for QC Purposes

Project Name: Frisco Skelly

Work Order # 296358

Lab Batch ID: 712965

Date Analyzed: 01/24/2008

Reporting Units: mg/kg

Project ID: 2004-00196

QC- Sample ID: 296359-002 S

Batch #: 1 Matrix: Soil

Date Prepared: 01/24/2008 Analyst: SHE

MATRIX SPIKE / MATRIX SPIKE DUPLICATE RECOVERY STUDY													
Reporting Units: mg/kg	BTEX by EPA 8021B Analytes	Parent Sample Result [A]	Spike Added [B]	Spiked Sample Result [C]	Spiked Sample %R [D]	Spike Added [E]	Duplicate Spiked Sample Result [F]	Spiked Dup. %R [G]	RPD %	Control Limits %R	Control Limits %RPD	Flag	
		Benzene	ND	0.1076	0.0880	82	0.1076	0.0892	83	1	70-130	35	
		Toluene	ND	0.1076	0.0867	81	0.1076	0.0863	80	1	70-130	35	
		Ethylbenzene	ND	0.1076	0.0879	82	0.1076	0.0908	84	2	71-129	35	
		m,p-Xylenes	ND	0.2151	0.1705	79	0.2151	0.1739	81	3	70-135	35	
		o-Xylene	ND	0.1076	0.0899	84	0.1076	0.0915	85	1	71-133	35	

Lab Batch ID: 713121

Date Analyzed: 01/26/2008

Reporting Units: mg/kg

QC- Sample ID: 296358-005 S

Batch #: 1 Matrix: Soil

Date Prepared: 01/25/2008 Analyst: SHE

Reporting Units: mg/kg		MATRIX SPIKE / MATRIX SPIKE DUPLICATE RECOVERY STUDY										
BTEX by EPA 8021B Analytes		Parent Sample Result [A]	Spike Added [B]	Spiked Sample Result [C]	Spiked Sample %R [D]	Spike Added [E]	Duplicate Spiked Sample Result [F]	Spiked Dup. %R [G]	RPD %	Control Limits %R	Control Limits %RPD	Flag
Benzene		ND	0.1053	0.0152	14	0.1053	0.0143	14	0	70-130	35	X
Toluene		ND	0.1053	0.0115	11	0.1053	0.0098	9	20	70-130	35	X
Ethylbenzene		ND	0.1053	0.0050	5	0.1053	0.0039	4	22	71-129	35	X
m,p-Xylenes		ND	0.2107	0.0165	8	0.2107	0.0128	6	29	70-135	35	X
o-Xylene		ND	0.1053	0.0168	16	0.1053	0.0159	15	6	71-133	35	X

Matrix Spike Percent Recovery $[D] = 100 \cdot (C-A)/B$
Relative Percent Difference $RPD = 200 \cdot (D-G)/(D+G)$

Matrix Spike Duplicate Percent Recovery $[G] = 100 \cdot (F-A)/E$

ND = Not Detected, J = Present Below Reporting Limit, B = Present in Blank, NR = Not Requested, I = Interference, NA = Not Applicable
N = See Narrative, EQL = Estimated Quantitation Limit



Form 3 - MS / MSD Recoveries

Project Name: Frisco Skelly

Work Order # 296358

Lab Batch ID: 712900

Date Analyzed: 01/24/2008

Reporting Units: mg/kg

Project ID: 2004-00196

QC- Sample ID: 296256-005 S

Batch #: 1 Matrix: Soil

Date Prepared: 01/23/2008 Analyst: SHE

Reporting Units: mg/kg											
MATRIX SPIKE / MATRIX SPIKE DUPLICATE RECOVERY STUDY											
TPH by SW8015 Mod Analytes	Parent Sample Result [A]	Spike Added [B]	Spiked Sample Result [C]	Spiked Sample %R [D]	Spike Added [E]	Duplicate Spiked Sample Result [F]	Spiked Dup. %R [G]	RPD %	Control Limits %R	Control Limits %RPD	Flag
	C6-C12 Gasoline Range Hydrocarbons	ND	1080	874	81	1080	891	83	2	70-135	35
	C12-C28 Diesel Range Hydrocarbons	ND	1080	902	84	1080	930	86	2	70-135	35

Matrix Spike Percent Recovery $[D] = 100 \times (C-A)/B$
Relative Percent Difference $RPD = 200 \times (D-G)/(D+G)$

Matrix Spike Duplicate Percent Recovery $[G] = 100 \times (F-A)/E$

ND = Not Detected, J = Present Below Reporting Limit, B = Present in Blank, NR = Not Requested, I = Interference, NA = Not Applicable
N = See Narrative, EQL = Estimated Quantitation Limit



Sample Duplicate Recovery

Project Name: Frisco Skelly

Work Order #: 296358

Lab Batch #: 712830

Date Analyzed: 01/23/2008

QC- Sample ID: 296358-001 D

Reporting Units: %

Date Prepared: 01/23/2008

Batch #: 1

Project ID: 2004-00196

Analyst: RBA

Matrix: Soil

SAMPLE / SAMPLE DUPLICATE RECOVERY					
Percent Moisture	Parent Sample Result [A]	Sample Duplicate Result [B]	RPD	Control Limits %RPD	Flag
Analyte					
Percent Moisture	4.26	4.10	4	20	

Spike Relative Difference RPD $200 * |(B-A)/(B+A)|$

All Results are based on MDL and validated for QC purposes.

12600 West I-20 East
Odessa, Texas 79765

CHAIN OF CUSTODY RECORD AND ANALYSIS REQUEST

Phone: 432-563-1800
Fax: 432-563-1713

Fax No: (505) 396-1429

(lab use only)

Environmental Lab of Texas
Variance/ Corrective Action Report- Sample Log-In

Client: Basin Env. / Plains
Date/ Time: 123-08 10:45
Lab ID #: 290358
Initials: CL

Sample Receipt Checklist

				Client Initials	
#1	Temperature of container/ cooler?	<input checked="" type="checkbox"/> Yes	<input type="checkbox"/> No	-1.5 °C	
#2	Shipping container in good condition?	<input checked="" type="checkbox"/> Yes	<input type="checkbox"/> No		
#3	Custody Seals intact on shipping container/ cooler?	<input checked="" type="checkbox"/> Yes	<input type="checkbox"/> No	Not Present	
#4	Custody Seals intact on sample bottles/ container?	<input checked="" type="checkbox"/> Yes	<input type="checkbox"/> No	Not Present	
#5	Chain of Custody present?	<input checked="" type="checkbox"/> Yes	<input type="checkbox"/> No		
#6	Sample instructions complete of Chain of Custody?	<input checked="" type="checkbox"/> Yes	<input type="checkbox"/> No		
#7	Chain of Custody signed when relinquished/ received?	<input checked="" type="checkbox"/> Yes	<input type="checkbox"/> No		
#8	Chain of Custody agrees with sample label(s)?	<input checked="" type="checkbox"/> Yes	<input type="checkbox"/> No	ID written on Cont./ Lid	
#9	Container label(s) legible and intact?	<input checked="" type="checkbox"/> Yes	<input type="checkbox"/> No	Not Applicable	
#10	Sample matrix/ properties agree with Chain of Custody?	<input checked="" type="checkbox"/> Yes	<input type="checkbox"/> No		
#11	Containers supplied by ELOT?	<input checked="" type="checkbox"/> Yes	<input type="checkbox"/> No		
#12	Samples in proper container/ bottle?	<input checked="" type="checkbox"/> Yes	<input type="checkbox"/> No	See Below	
#13	Samples properly preserved?	<input checked="" type="checkbox"/> Yes	<input type="checkbox"/> No	See Below	
#14	Sample bottles intact?	<input checked="" type="checkbox"/> Yes	<input type="checkbox"/> No		
#15	Preservations documented on Chain of Custody?	<input checked="" type="checkbox"/> Yes	<input type="checkbox"/> No		
#16	Containers documented on Chain of Custody?	<input checked="" type="checkbox"/> Yes	<input type="checkbox"/> No		
#17	Sufficient sample amount for indicated test(s)?	<input checked="" type="checkbox"/> Yes	<input type="checkbox"/> No	See Below	
#18	All samples received within sufficient hold time?	<input checked="" type="checkbox"/> Yes	<input type="checkbox"/> No	See Below	
#19	Subcontract of sample(s)?	<input checked="" type="checkbox"/> Yes	<input type="checkbox"/> No	Not Applicable	
#20	VOC samples have zero headspace?	<input checked="" type="checkbox"/> Yes	<input type="checkbox"/> No	Not Applicable	

Variance Documentation

Contact: _____ Contacted by: _____ Date/ Time: _____

Regarding: _____

Corrective Action Taken:

- Check all that Apply:
- ☐ See attached e-mail/ fax
 - ☐ Client understands and would like to proceed with analysis
 - ☐ Cooling process had begun shortly after sampling event

Analytical Report 301921

for

PLAINS ALL AMERICAN EH&S

Project Manager: Camille Reynolds

Frisco Skelly # 1

2004-00196

22-APR-08



12600 West I-20 East Odessa, Texas 79765

Texas certification numbers:
Houston, TX T104704215

Florida certification numbers:
Houston, TX E871002 - Miami, FL E86678 - Tampa, FL E86675
Norcross(Atlanta), GA E87429

South Carolina certification numbers:
Norcross(Atlanta), GA 98015

North Carolina certification numbers:
Norcross(Atlanta), GA 483

Houston - Dallas - San Antonio - Austin - Tampa - Miami - Latin America
Midland - Corpus Christi - Atlanta



22-APR-08

Project Manager: **Camille Reynolds**
PLAINS ALL AMERICAN EH&S
1301 S. COUNTY ROAD 1150
Midland, TX 79706

Reference: XENCO Report No: **301921**
Frisco Skelly # 1
Project Address: Lea County, NM

Camille Reynolds:

We are reporting to you the results of the analyses performed on the samples received under the project name referenced above and identified with the XENCO Report Number 301921. All results being reported under this Report Number apply to the samples analyzed and properly identified with a Laboratory ID number. Subcontracted analyses are identified in this report with either the NELAC certification number of the subcontract lab in the analyst ID field, or the complete subcontracted report attached to this report.

Unless otherwise noted in a Case Narrative, all data reported in this Analytical Report are in compliance with NELAC standards. Estimation of data uncertainty for this report is found in the quality control section of this report unless otherwise noted. Should insufficient sample be provided to the laboratory to meet the method and NELAC Matrix Duplicate and Matrix Spike requirements, then the data will be analyzed, evaluated and reported using all other available quality control measures.

The validity and integrity of this report will remain intact as long as it is accompanied by this letter and reproduced in full, unless written approval is granted by XENCO Laboratories. This report will be filed for at least 5 years in our archives after which time it will be destroyed without further notice, unless otherwise arranged with you. The samples received, and described as recorded in Report No. 301921 will be filed for 60 days, and after that time they will be properly disposed without further notice, unless otherwise arranged with you. We reserve the right to return to you any unused samples, extracts or solutions related to them if we consider so necessary (e.g., samples identified as hazardous waste, sample sizes exceeding analytical standard practices, controlled substances under regulated protocols, etc).

We thank you for selecting XENCO Laboratories to serve your analytical needs. If you have any questions concerning this report, please feel free to contact us at any time.

Respectfully,

Brent Barron, II

Odessa Laboratory Manager

Recipient of the Prestigious Small Business Administration Award of Excellence in 1994.

Certified and approved by numerous States and Agencies.

A Small Business and Minority Status Company that delivers SERVICE and QUALITY

Houston - Dallas - San Antonio - Austin - Tampa - Miami - Atlanta - Corpus Christi - Latin America



Sample Cross Reference 301921



PLAINS ALL AMERICAN EH&S, Midland, TX

Frisco Skelly # 1

Sample Id	Matrix	Date Collected	Sample Depth	Lab Sample Id
S/P Grid # 1	S	Apr-11-08 15:15		301921-001
S/P Grid 2	S	Apr-11-08 15:20		301921-002
S/P Grid 3	S	Apr-11-08 15:30		301921-003
S/P Grid 4	S	Apr-11-08 15:38		301921-004
S/P Grid 5	S	Apr-11-08 15:45		301921-005
S/P Grid 6	S	Apr-11-08 15:55		301921-006

Project Id: 2004-00196

Contact: Camille Reynolds

Project Location: Lea County, NM

Project Name: Frisco Skelly # 1

Date Received in Lab: Thu Apr-17-08 08:10 am


Report Date: 22-APR-08

Project Manager: Brent Barron, II

Analysis Requested	Lab Id:		301921-001		301921-002		301921-003		301921-004		301921-005		301921-006	
	Field Id:	Depth:	S/P Grid # 1	SOIL	S/P Grid 2	SOIL	S/P Grid 3	SOIL	S/P Grid 4	SOIL	S/P Grid 5	SOIL	S/P Grid 6	SOIL
BTEX by EPA 8021B	Matrix:		Apr-11-08 15:15		Apr-11-08 15:20		Apr-11-08 15:30		Apr-11-08 15:38		Apr-11-08 15:45		Apr-11-08 15:55	
	Sampled:		Apr-21-08 10:09		Apr-21-08 10:09		Apr-21-08 10:09		Apr-17-08 17:33		Apr-17-08 17:33		Apr-17-08 17:33	
	Extracted:		Apr-22-08 12:21		Apr-22-08 12:45		Apr-22-08 13:09		Apr-17-08 19:40		Apr-17-08 20:04		Apr-17-08 20:27	
	Analyzed:													
	Units/RL:		mg/kg RL	ND 0.0010	mg/kg RL	ND 0.0010	mg/kg RL	ND 0.0010	mg/kg RL	ND 0.0010	mg/kg RL	mg/kg RL	mg/kg RL	mg/kg RL
Benzene				ND 0.0020		ND 0.0020		ND 0.0020		ND 0.0020		ND 0.0020		ND 0.0020
Toluene				ND 0.0010		ND 0.0010		ND 0.0010		ND 0.0010		ND 0.0010		ND 0.0010
Ethylbenzene				ND 0.0020		ND 0.0020		ND 0.0020		ND 0.0020		ND 0.0020		ND 0.0020
m,p-Xylenes				ND 0.0010		ND 0.0010		ND 0.0010		ND 0.0010		ND 0.0010		ND 0.0010
o-Xylene				ND 0.0020		ND 0.0020		ND 0.0020		ND 0.0020		ND 0.0020		ND 0.0020
Xylenes, Total				ND 0.0010		ND 0.0010		ND 0.0010		ND 0.0010		ND 0.0010		ND 0.0010
Total BTEX				ND		ND		ND		0.0036		0.0035		0.0025
Percent Moisture	Extracted:			ND		ND		ND		0.0069		0.0047		0.0025
	Analyzed:		Apr-17-08 16:30	% RL	Apr-17-08 16:30	% RL	Apr-17-08 16:30	% RL	Apr-17-08 16:30	% RL	Apr-17-08 16:30	% RL	Apr-17-08 16:30	% RL
	Units/RL:		1.33		1.6		1.2		1.57		1.19		1.31	
TPH By SW8015 Mod	Extracted:		Apr-18-08 15:25		Apr-18-08 15:25		Apr-18-08 15:25		Apr-18-08 15:25		Apr-18-08 15:25		Apr-18-08 15:25	
	Analyzed:		Apr-20-08 11:21		Apr-20-08 11:47		Apr-20-08 12:13		Apr-20-08 12:39		Apr-20-08 13:06		Apr-20-08 13:32	
	Units/RL:		mg/kg RL	20.0 15.2	mg/kg RL	18.6 15.2	mg/kg RL	23.1 15.2	mg/kg RL	22.8 15.2	mg/kg RL	22.1 15.2	mg/kg RL	27.9 15.2
				1770 15.2		1430 15.2		1710 15.2		1600 15.2		1890 15.2		2130 15.2
				534 15.2		341 15.2		453 15.2		398 15.2		465 15.2		540 15.2
Total TPH			2324		1789.6		2186.1		2020.8		2377.1		2697.9	

This analytical report, and the entire data package it represents, has been made for your exclusive and confidential use. The interpretations and results expressed throughout this analytical report represent the best judgment of XENCO Laboratories. XENCO Laboratories assumes no responsibility and makes no warranty to the end use of the data hereby presented. Our liability is limited to the amount invoiced for this work, order unless otherwise agreed to in writing.

Since 1990 Houston - Dallas - San Antonio - Austin - Tampa - Miami - Latin America - Atlanta - Corpus Christi



Brent Barron
Odessa Laboratory Director



Flagging Criteria

- X** In our quality control review of the data a QC deficiency was observed and flagged as noted. MS/MSD recoveries were found to be outside of the laboratory control limits due to possible matrix /chemical interference, or a concentration of target analyte high enough to effect the recovery of the spike concentration. This condition could also effect the relative percent difference in the MS/MSD.
- B** A target analyte or common laboratory contaminant was identified in the method blank. Its presence indicates possible field or laboratory contamination.
- D** The sample(s) were diluted due to targets detected over the highest point of the calibration curve, or due to matrix interference. Dilution factors are included in the final results. The result is from a diluted sample.
- E** The data exceeds the upper calibration limit; therefore, the concentration is reported as estimated.
- F** RPD exceeded lab control limits.
- J** The target analyte was positively identified below the MQL(PQL) and above the SQL(MDL).
- U** Analyte was not detected.
- L** The LCS data for this analytical batch was reported below the laboratory control limits for this analyte. The department supervisor and QA Director reviewed data. The samples were either reanalyzed or flagged as estimated concentrations.
- H** The LCS data for this analytical batch was reported above the laboratory control limits. Supporting QC Data were reviewed by the Department Supervisor and QA Director. Data were determined to be valid for reporting.
- K** Sample analyzed outside of recommended hold time.

* Outside XENCO'S scope of NELAC Accreditation

Recipient of the Prestigious Small Business Administration Award of Excellence in 1994.

Certified and approved by numerous States and Agencies.

A Small Business and Minority Status Company that delivers SERVICE and QUALITY

Houston - Dallas - San Antonio - Austin - Tampa - Miami - Atlanta - Corpus Christi - Latin America

11381 Meadowglen Lane Suite L Houston, Tx 77082-2647
9701 Harry Hines Blvd , Dallas, TX 75220
5332 Blackberry Drive, Suite 104, San Antonio, TX 78238
2505 N. Falkenburg Rd., Tampa, FL 33619
5757 NW 158th St, Miami Lakes, FL 33014
6017 Financial Dr., Norcross, GA 30071

Phone	Fax
(281) 589-0692	(281) 589-0695
(214) 902 0300	(214) 351-9139
(210) 509-3334	(210) 509-3335
(813) 620-2000	(813) 620-2033
(305) 823-8500	(305) 823-8555
(770) 449-8800	(770) 449-5477



Form 2 - Surrogate Recoveries



Project Name: Frisco Skelly # 1

Work Order #: 301921

Project ID: 2004-00196

Lab Batch #: 720343

Sample: 301921-004 / SMP

Batch: 1 Matrix: Soil

Units: mg/kg

SURROGATE RECOVERY STUDY

BTEX by EPA 8021B Analytes	Amount Found [A]	True Amount [B]	Recovery %R [D]	Control Limits %R	Flags
1,4-Difluorobenzene	0.0357	0.0300	119	80-120	
4-Bromofluorobenzene	0.0279	0.0300	93	80-120	

Lab Batch #: 720343

Sample: 301921-005 / SMP

Batch: 1 Matrix: Soil

Units: mg/kg

SURROGATE RECOVERY STUDY

BTEX by EPA 8021B Analytes	Amount Found [A]	True Amount [B]	Recovery %R [D]	Control Limits %R	Flags
1,4-Difluorobenzene	0.0339	0.0300	113	80-120	
4-Bromofluorobenzene	0.0246	0.0300	82	80-120	

Lab Batch #: 720343

Sample: 301921-006 / SMP

Batch: 1 Matrix: Soil

Units: mg/kg

SURROGATE RECOVERY STUDY

BTEX by EPA 8021B Analytes	Amount Found [A]	True Amount [B]	Recovery %R [D]	Control Limits %R	Flags
1,4-Difluorobenzene	0.0351	0.0300	117	80-120	
4-Bromofluorobenzene	0.0272	0.0300	91	80-120	

Lab Batch #: 720343

Sample: 507702-1-BKS / BKS

Batch: 1 Matrix: Solid

Units: mg/kg

SURROGATE RECOVERY STUDY

BTEX by EPA 8021B Analytes	Amount Found [A]	True Amount [B]	Recovery %R [D]	Control Limits %R	Flags
1,4-Difluorobenzene	0.0320	0.0300	107	80-120	
4-Bromofluorobenzene	0.0333	0.0300	111	80-120	

Lab Batch #: 720343

Sample: 507702-1-BLK / BLK

Batch: 1 Matrix: Solid

Units: mg/kg

SURROGATE RECOVERY STUDY

BTEX by EPA 8021B Analytes	Amount Found [A]	True Amount [B]	Recovery %R [D]	Control Limits %R	Flags
1,4-Difluorobenzene	0.0328	0.0300	109	80-120	
4-Bromofluorobenzene	0.0259	0.0300	86	80-120	

** Surrogates outside limits; data and surrogates confirmed by reanalysis

*** Poor recoveries due to dilution

Surrogate Recovery [D] = $100 * A / B$

All results are based on MDL and validated for QC purposes.

Form 2 - Surrogate Recoveries

Project Name: Frisco Skelly # 1

Work Order #: 301921

Project ID: 2004-00196

Lab Batch #: 720343

Sample: 507702-1-BSD / BSD

Batch: 1 Matrix: Solid

Units: mg/kg

SURROGATE RECOVERY STUDY

BTEX by EPA 8021B Analytes	Amount Found [A]	True Amount [B]	Recovery %R [D]	Control Limits %R	Flags
1,4-Difluorobenzene	0.0333	0.0300	111	80-120	
4-Bromofluorobenzene	0.0315	0.0300	105	80-120	

Lab Batch #: 720619

Sample: 301921-001 / SMP

Batch: 1 Matrix: Soil

Units: mg/kg

SURROGATE RECOVERY STUDY

BTEX by EPA 8021B Analytes	Amount Found [A]	True Amount [B]	Recovery %R [D]	Control Limits %R	Flags
1,4-Difluorobenzene	0.0355	0.0300	118	80-120	
4-Bromofluorobenzene	0.0264	0.0300	88	80-120	

Lab Batch #: 720619

Sample: 301921-002 / SMP

Batch: 1 Matrix: Soil

Units: mg/kg

SURROGATE RECOVERY STUDY

BTEX by EPA 8021B Analytes	Amount Found [A]	True Amount [B]	Recovery %R [D]	Control Limits %R	Flags
1,4-Difluorobenzene	0.0345	0.0300	115	80-120	
4-Bromofluorobenzene	0.0271	0.0300	90	80-120	

Lab Batch #: 720619

Sample: 301921-003 / SMP

Batch: 1 Matrix: Soil

Units: mg/kg

SURROGATE RECOVERY STUDY

BTEX by EPA 8021B Analytes	Amount Found [A]	True Amount [B]	Recovery %R [D]	Control Limits %R	Flags
1,4-Difluorobenzene	0.0340	0.0300	113	80-120	
4-Bromofluorobenzene	0.0277	0.0300	92	80-120	

Lab Batch #: 720619

Sample: 302002-041 S / MS

Batch: 1 Matrix: Soil

Units: mg/kg

SURROGATE RECOVERY STUDY

BTEX by EPA 8021B Analytes	Amount Found [A]	True Amount [B]	Recovery %R [D]	Control Limits %R	Flags
1,4-Difluorobenzene	0.0285	0.0300	95	80-120	
4-Bromofluorobenzene	0.0350	0.0300	117	80-120	

** Surrogates outside limits; data and surrogates confirmed by reanalysis

*** Poor recoveries due to dilution

Surrogate Recovery [D] = $100 * A / B$

All results are based on MDL and validated for QC purposes.



Form 2 - Surrogate Recoveries

Project Name: Frisco Skelly # 1



Work Order #: 301921

Project ID: 2004-00196

Lab Batch #: 720619

Sample: 302002-041 SD / MSD

Batch: 1 Matrix: Soil

Units: mg/kg

SURROGATE RECOVERY STUDY

BTEX by EPA 8021B	Amount Found [A]	True Amount [B]	Recovery %R [D]	Control Limits %R	Flags
Analytes					
1,4-Difluorobenzene	0.0342	0.0300	114	80-120	
4-Bromofluorobenzene	0.0352	0.0300	117	80-120	

Lab Batch #: 720619

Sample: 507880-1-BKS / BKS

Batch: 1 Matrix: Solid

Units: mg/kg

SURROGATE RECOVERY STUDY

BTEX by EPA 8021B	Amount Found [A]	True Amount [B]	Recovery %R [D]	Control Limits %R	Flags
Analytes					
1,4-Difluorobenzene	0.0241	0.0300	80	80-120	
4-Bromofluorobenzene	0.0270	0.0300	90	80-120	

Lab Batch #: 720619

Sample: 507880-1-BLK / BLK

Batch: 1 Matrix: Solid

Units: mg/kg

SURROGATE RECOVERY STUDY

BTEX by EPA 8021B	Amount Found [A]	True Amount [B]	Recovery %R [D]	Control Limits %R	Flags
Analytes					
1,4-Difluorobenzene	0.0332	0.0300	111	80-120	
4-Bromofluorobenzene	0.0276	0.0300	92	80-120	

Lab Batch #: 720619

Sample: 507880-1-BSD / BSD

Batch: 1 Matrix: Solid

Units: mg/kg

SURROGATE RECOVERY STUDY

BTEX by EPA 8021B	Amount Found [A]	True Amount [B]	Recovery %R [D]	Control Limits %R	Flags
Analytes					
1,4-Difluorobenzene	0.0243	0.0300	81	80-120	
4-Bromofluorobenzene	0.0267	0.0300	89	80-120	

Lab Batch #: 720433

Sample: 301918-007 S / MS

Batch: 1 Matrix: Soil

Units: mg/kg

SURROGATE RECOVERY STUDY

TPH By SW8015 Mod	Amount Found [A]	True Amount [B]	Recovery %R [D]	Control Limits %R	Flags
Analytes					
1-Chlorooctane	94.8	100	95	70-135	
o-Terphenyl	42.8	50.0	86	70-135	

** Surrogates outside limits; data and surrogates confirmed by reanalysis

*** Poor recoveries due to dilution

Surrogate Recovery [D] = $100 * A / B$

All results are based on MDL and validated for QC purposes.



Form 2 - Surrogate Recoveries



Project Name: Frisco Skelly # 1

Work Order #: 301921

Project ID: 2004-00196

Lab Batch #: 720433

Sample: 301918-007 SD / MSD

Batch: 1 Matrix: Soil

Units: mg/kg

SURROGATE RECOVERY STUDY

TPH By SW8015 Mod Analytes	Amount Found [A]	True Amount [B]	Recovery %R [D]	Control Limits %R	Flags
1-Chlorooctane	84.5	100	85	70-135	
o-Terphenyl	40.8	50.0	82	70-135	

Lab Batch #: 720433

Sample: 301921-001 / SMP

Batch: 1 Matrix: Soil

Units: mg/kg

SURROGATE RECOVERY STUDY

TPH By SW8015 Mod Analytes	Amount Found [A]	True Amount [B]	Recovery %R [D]	Control Limits %R	Flags
1-Chlorooctane	75.8	100	76	70-135	
o-Terphenyl	49.4	50.0	99	70-135	

Lab Batch #: 720433

Sample: 301921-002 / SMP

Batch: 1 Matrix: Soil

Units: mg/kg

SURROGATE RECOVERY STUDY

TPH By SW8015 Mod Analytes	Amount Found [A]	True Amount [B]	Recovery %R [D]	Control Limits %R	Flags
1-Chlorooctane	89.5	100	90	70-135	
o-Terphenyl	54.1	50.0	108	70-135	

Lab Batch #: 720433

Sample: 301921-003 / SMP

Batch: 1 Matrix: Soil

Units: mg/kg

SURROGATE RECOVERY STUDY

TPH By SW8015 Mod Analytes	Amount Found [A]	True Amount [B]	Recovery %R [D]	Control Limits %R	Flags
1-Chlorooctane	75.3	100	75	70-135	
o-Terphenyl	50.9	50.0	102	70-135	

Lab Batch #: 720433

Sample: 301921-004 / SMP

Batch: 1 Matrix: Soil

Units: mg/kg

SURROGATE RECOVERY STUDY

TPH By SW8015 Mod Analytes	Amount Found [A]	True Amount [B]	Recovery %R [D]	Control Limits %R	Flags
1-Chlorooctane	71.0	100	71	70-135	
o-Terphenyl	49.3	50.0	99	70-135	

** Surrogates outside limits; data and surrogates confirmed by reanalysis

*** Poor recoveries due to dilution

Surrogate Recovery [D] = $100 * A / B$

All results are based on MDL and validated for QC purposes.



Form 2 - Surrogate Recoveries



Project Name: Frisco Skelly # 1

Work Order #: 301921

Project ID: 2004-00196

Lab Batch #: 720433

Sample: 301921-005 / SMP

Batch: 1 Matrix: Soil

Units: mg/kg

SURROGATE RECOVERY STUDY

TPH By SW8015 Mod Analytes	Amount Found [A]	True Amount [B]	Recovery %R [D]	Control Limits %R	Flags
1-Chlorooctane	76.3	100	76	70-135	
o-Terphenyl	52.8	50.0	106	70-135	

Lab Batch #: 720433

Sample: 301921-006 / SMP

Batch: 1 Matrix: Soil

Units: mg/kg

SURROGATE RECOVERY STUDY

TPH By SW8015 Mod Analytes	Amount Found [A]	True Amount [B]	Recovery %R [D]	Control Limits %R	Flags
1-Chlorooctane	80.8	100	81	70-135	
o-Terphenyl	45.2	50.0	90	70-135	

Lab Batch #: 720433

Sample: 507749-1-BKS / BKS

Batch: 1 Matrix: Solid

Units: mg/kg

SURROGATE RECOVERY STUDY

TPH By SW8015 Mod Analytes	Amount Found [A]	True Amount [B]	Recovery %R [D]	Control Limits %R	Flags
1-Chlorooctane	85.2	100	85	70-135	
o-Terphenyl	46.0	50.0	92	70-135	

Lab Batch #: 720433

Sample: 507749-1-BLK / BLK

Batch: 1 Matrix: Solid

Units: mg/kg

SURROGATE RECOVERY STUDY

TPH By SW8015 Mod Analytes	Amount Found [A]	True Amount [B]	Recovery %R [D]	Control Limits %R	Flags
1-Chlorooctane	81.3	100	81	70-135	
o-Terphenyl	43.4	50.0	87	70-135	

Lab Batch #: 720433

Sample: 507749-1-BSD / BSD

Batch: 1 Matrix: Solid

Units: mg/kg

SURROGATE RECOVERY STUDY

TPH By SW8015 Mod Analytes	Amount Found [A]	True Amount [B]	Recovery %R [D]	Control Limits %R	Flags
1-Chlorooctane	88.2	100	88	70-135	
o-Terphenyl	49.1	50.0	98	70-135	

** Surrogates outside limits; data and surrogates confirmed by reanalysis

*** Poor recoveries due to dilution

Surrogate Recovery [D] = $100 * A / B$

All results are based on MDL and validated for QC purposes.

Project Name: Frisco Skelly # 1

Work Order #: 301921

Analyst: SHE

Lab Batch ID: 720343

Sample: 507702-1-BKS

Date Prepared: 04/17/2008

Batch #: 1

Project ID: 2004-00196

Date Analyzed: 04/17/2008

Matrix: Solid

Units: mg/kg

BLANK /BLANK SPIKE / BLANK SPIKE DUPLICATE RECOVERY STUDY											
BTEX by EPA 8021B Analytes	Blank Sample Result [A]	Spike Added [B]	Blank Spike Result [C]	Blank Spike %R [D]	Spike Added [E]	Blank Spike Duplicate Result [F]	Blk. Spk Dup. %R [G]	RPD %	Control Limits %R	Control Limits %RPD	Flag
	Benzene	ND	0.1000	0.0817	82	0.1	0.1041	104	24	70-130	35
	Toluene	ND	0.1000	0.0811	81	0.1	0.1032	103	24	70-130	35
	Ethylbenzene	ND	0.1000	0.0937	94	0.1	0.1130	113	19	71-129	35
	m,p-Xylenes	ND	0.2000	0.1938	97	0.2	0.2329	116	18	70-135	35
	o-Xylene	ND	0.1000	0.0946	95	0.1	0.1094	109	15	71-133	35

Analyst: SHE

Lab Batch ID: 720619

Sample: 507880-1-BKS

Date Prepared: 04/21/2008

Batch #: 1

Date Analyzed: 04/21/2008

Matrix: Solid

Units: mg/kg

BLANK / BLANK SPIKE / BLANK SPIKE DUPLICATE RECOVERY STUDY											
BTEX by EPA 8021B Analytes	Blank Sample Result [A]	Spike Added [B]	Blank Spike Result [C]	Blank Spike %R [D]	Spike Added [E]	Blank Spike Duplicate Result [F]	Blk. Spk Dup. %R [G]	RPD %	Control Limits %R	Control Limits %RPD	Flag
	Benzene	ND	0.1000	0.0809	81	0.1	0.0844	84	4	70-130	35
	Toluene	ND	0.1000	0.0808	81	0.1	0.0839	84	4	70-130	35
	Ethylbenzene	ND	0.1000	0.0919	92	0.1	0.0958	96	4	71-129	35
	m,p-Xylenes	ND	0.2000	0.1899	95	0.2	0.1984	99	4	70-135	35
	o-Xylene	ND	0.1000	0.0895	90	0.1	0.0926	93	3	71-133	35

Relative Percent Difference RPD = $200 * [(D-F) / (D+F)]$

Blank Spike Recovery [D] = $100 * (C) / [B]$

Blank Spike Duplicate Recovery [G] = $100 * (F) / [E]$

All results are based on MDL and Validated for QC Purposes

Project Name: Frisco Skelly # 1

Work Order #: 301921

Analyst: ASA

Lab Batch ID: 720433

Sample: 507749-1-EKS

Date Prepared: 04/18/2008

Batch #: 1

Project ID: 2004-00196

Date Analyzed: 04/18/2008

Matrix: Solid

Units: mg/kg

BLANK /BLANK SPIKE / BLANK SPIKE DUPLICATE RECOVERY STUDY													
Units: mg/kg													
Analytes	TPH By SW8015 Mod	Blank Sample Result [A]	Spike Added [B]	Blank Spike Result [C]	Blank Spike %R [D]	Spike Added [E]	Blank Spike Duplicate Result [F]	Blk. Spk Dup. %R [G]	RPD %	Control Limits %R	Control Limits %RPD	Flag	
	C6-C12 Gasoline Range Hydrocarbons	ND	1000	858	86	1000	866	87	1	70-135	35		
	C12-C28 Diesel Range Hydrocarbons	ND	1000	952	95	1000	959	96	1	70-135	35		

Relative Percent Difference RPD = $200 * (D-F) / (D+F)$
Blank Spike Recovery [D] = $100 * (C) / [B]$
Blank Spike Duplicate Recovery [G] = $100 * (F) / [E]$
All results are based on MDL and Validated for QC Purposes

Project Name: Frisco Skelly # 1

Work Order #: 301921

Lab Batch ID: 720619

Date Analyzed: 04/22/2008

Reporting Units: mg/kg

Project ID: 2004-00196

QC- Sample ID: 302002-041 S Batch #: 1 Matrix: Soil

Date Prepared: 04/21/2008 Analyst: SHE

MATRIX SPIKE / MATRIX SPIKE DUPLICATE RECOVERY STUDY													
Reporting Units: mg/kg	BTEX by EPA 8021B Analytes	Parent Sample Result [A]	Spike Added [B]	Spiked Sample Result [C]	Spiked Sample %R [D]	Spike Added [E]	Duplicate Spiked Sample Result [F]	Spiked Dup. %R [G]	RPD %	Control Limits %R	Control Limits %RPD	Flag	
		Benzene	0.0020	0.1018	0.0937	90	0.1018	0.0833	80	12	70-130	35	
		Toluene	0.0033	0.1018	0.0893	84	0.1018	0.0816	77	9	70-130	35	
		Ethylbenzene	ND	0.1018	0.1022	100	0.1018	0.0862	85	16	71-129	35	
		m,p-Xylenes	ND	0.2036	0.1868	92	0.2036	0.1769	87	6	70-135	35	
		o-Xylene	ND	0.1018	0.0935	92	0.1018	0.0879	86	7	71-133	35	

Lab Batch ID: 720433

Date Analyzed: 04/20/2008

Reporting Units: mg/kg

QC- Sample ID: 301918-007 S Batch #: 1 Matrix: Soil

Date Prepared: 04/18/2008 Analyst: ASA

Reporting Units: mg/kg											
MATRIX SPIKE / MATRIX SPIKE DUPLICATE RECOVERY STUDY											
TPH By SW8015 Mod Analytes	Parent Sample Result [A]	Spike Added [B]	Spiked Sample Result [C]	Spiked Sample %R [D]	Spike Added [E]	Duplicate Spiked Sample Result [F]	Spiked Dup. %R [G]	RPD %	Control Limits %R	Control Limits %RPD	Flag
C6-C12 Gasoline Range Hydrocarbons	152	1010	986	83	1010	893	73	13	70-135	35	
C12-C28 Diesel Range Hydrocarbons	2020	1010	2740	71	1010	2230	21	109	70-135	35	XF

Matrix Spike Percent Recovery $[D] = 100 \times (C-A)/B$
Relative Percent Difference $RPD = 200 \times (D-G)/(D+G)$

Matrix Spike Duplicate Percent Recovery $[G] = 100 \times (F-A)/E$

ND = Not Detected, J = Present Below Reporting Limit, B = Present in Blank, N/R = Not Requested, I = Interference, NA = Not Applicable
N = See Narrative, EQL = Estimated Quantitation Limit



Sample Duplicate Recovery



Project Name: Frisco Skelly # 1

Work Order #: 301921

Lab Batch #: 720286

Project ID: 2004-00196

Date Analyzed: 04/17/2008

Date Prepared: 04/17/2008

Analyst: RBA

QC- Sample ID: 301918-001 D

Batch #: 1

Matrix: Soil

Reporting Units: %

SAMPLE / SAMPLE DUPLICATE RECOVERY

Percent Moisture	Parent Sample Result [A]	Sample Duplicate Result [B]	RPD	Control Limits %RPD	Flag
Analyte					
Percent Moisture	1.42	1.42	0	20	

Spike Relative Difference RPD $200 * |(B-A)/(B+A)|$
All Results are based on MDL and validated for QC purposes.

Environmental Lab of Texas

CHAIN OF CUSTODY RECORD AND ANALYSIS REQUEST
12800 West 120 East
Odessa, Texas 79765
Phone: 432-563-1800
Fax: 432-563-1713

Project Manager: Ken Dutton PAGE 01 OF 01

Company Name Basin Environmental Service Technologies, LLC

Company Address: 2800 Plains Highway

City/State/Zip: Lovington, NM 88760

Telephone No: (505) 441-2124

Sampler Signature: *[Signature]*

Fax No: (303) 396-1433

e-mail: kdutton@basinenv.com

Project Name: FRISCO SKELLY #1

Project #: 2004-00196

Project Loc: Lea County, NM

PO #: PAA - C. J. Reynolds

Report Format: ☒ Standard ☐ TRRP ☐ NPDES

Lab # (lab use only)	Field CODE	Beginning Depth	Ending Depth	Date Sampled	Time Sampled	Field # of Containers (oz)	Field # of Containers (oz)	Matrix	Preservation & # of Containers	Analyze For:
01	SIP Grid #1			4-11-08	3:15	1	1	SOIL	None	TPH: 1X 1005 1X 1006 SAR / ESP / CEC Amox (CO, SO4, Alkalinity) Chloride (Ca, Mg, Na, K) Volatile BTEX 802101030 or BTEX 8200 N D R M RUSH TAT Pre-Schedule 24, 48, 72 hrs Standard TAT (3 DAY)
02	SIP Grid 2			4-11-08	3:20	1	1	SOIL	None	
03	SIP Grid 3			4-11-08	3:30	1	1	SOIL	None	
04	SIP Grid 4			4-11-08	3:38	1	1	SOIL	None	
05	SIP Grid 5			4-11-08	3:45	1	1	SOIL	None	
06	SIP Grid 6			4-11-08	3:55	1	1	SOIL	None	

Special Instructions:

Lab use only: 30121

Receiving by: *[Signature]* Date: 4/16/08 Time: 4:30
Relinquished by: *[Signature]* Date: 4/17/08 Time: 8:10
Relinquished by: *[Signature]* Date: 4/17/08 Time: 8:10

Received by: *[Signature]* Date: 4/17/08 Time: 8:10

Received by: *[Signature]* Date: 4/17/08 Time: 8:10

Temperature Upon Receipt: 6 °C

Sample Containers: Impact? ☒ VOCs Free of Headspace? ☒
Labels on container(s)? ☒ Custody seals on container(s)? ☒
Custody seals on code(s)? ☒ Sample Liquid Delivered? ☒
by: *[Signature]* UPS ☒ FedEx ☒ Lone Star ☒

Environmental Lab of Texas

Variance/ Corrective Action Report- Sample Log-In

Client: Basin Env. / Plains
 Date/ Time: 4-17-08 8:10
 Lab ID #: 301921
 Initials: AL

Sample Receipt Checklist

				Client Initials
#1	Temperature of container/ cooler?	Yes	No	6 °C
#2	Shipping container in good condition?	Yes	No	
#3	Custody Seals intact on shipping container/ cooler?	Yes	No	Not Present
#4	Custody Seals intact on sample bottles/ container?	Yes	No	Not Present
#5	Chain of Custody present?	Yes	No	
#6	Sample instructions complete of Chain of Custody?	Yes	No	
#7	Chain of Custody signed when relinquished/ received?	Yes	No	
#8	Chain of Custody agrees with sample label(s)?	Yes	No	ID written on Cont./ Lid
#9	Container label(s) legible and intact?	Yes	No	Not Applicable
#10	Sample matrix/ properties agree with Chain of Custody?	Yes	No	
#11	Containers supplied by ELDT?	Yes	No	
#12	Samples in proper container/ bottle?	Yes	No	See Below
#13	Samples properly preserved?	Yes	No	See Below
#14	Sample bottles intact?	Yes	No	
#15	Preservations documented on Chain of Custody?	Yes	No	
#16	Containers documented on Chain of Custody?	Yes	No	
#17	Sufficient sample amount for indicated test(s)?	Yes	No	See Below
#18	All samples received within sufficient hold time?	Yes	No	See Below
#19	Subcontract of sample(s)?	Yes	No	Not Applicable
#20	VOC samples have zero headspace?	Yes	No	Not Applicable

Variance Documentation

Contact: _____ Contacted by: _____ Date/ Time: _____

Regarding: _____

Corrective Action Taken: _____

- Check all that Apply:
- ☐ See attached e-mail/ fax
 - ☐ Client understands and would like to proceed with analysis
 - ☐ Cooling process had begun shortly after sampling event



6701 Aberdeen Avenue, Suite 9 Lubbock, Texas 79424 800•378•1296 806•794•1296 FAX 806•794•1298
200 East Sunset Road, Suite E El Paso, Texas 79922 888•588•3443 915•585•3443 FAX 915•585•4944
5002 Basin Street, Suite A1 Midland, Texas 79703 432•689•6301 FAX 432•689•6313
6015 Harris Parkway, Suite 110 Ft. Worth, Texas 76132 817•201•5260
E-Mail: lab@traceanalysis.com

Analytical and Quality Control Report

Curt Stanley
Basin Environmental Service Tech LLC
P.O. Box 301
Lovington, NM, 88260

Report Date: May 8, 2008

Work Order: 8050602



Project Location: Lea County, NM
Project Name: Frisco Skelly #1
Project Number: 2004-00196

Enclosed are the Analytical Report and Quality Control Report for the following sample(s) submitted to TraceAnalysis, Inc.

Sample	Description	Matrix	Date Taken	Time Taken	Date Received
158906	Davis Backfill	soil	2008-05-05	13:10	2008-05-06

These results represent only the samples received in the laboratory. The Quality Control Report is generated on a batch basis. All information contained in this report is for the analytical batch(es) in which your sample(s) were analyzed.

This report consists of a total of 6 pages and shall not be reproduced except in its entirety, without written approval of TraceAnalysis, Inc.

Dr. Blair Leftwich, Director

Standard Flags

B - The sample contains less than ten times the concentration found in the method blank.

Analytical Report

Sample: 158906 - Davis Backfill

Analysis:	Chloride (Titration)	Analytical Method:	SM 4500-Cl B	Prep Method:	N/A
QC Batch:	48110	Date Analyzed:	2008-05-06	Analyzed By:	AR
Prep Batch:	41370	Sample Preparation:	2008-05-06	Prepared By:	AR

Parameter	Flag	RL Result	Units	Dilution	RL
Chloride		<100	mg/Kg	50	2.00

Sample: 158906 - Davis Backfill

Analysis:	TPH DRO	Analytical Method:	Mod. 8015B	Prep Method:	N/A
QC Batch:	48117	Date Analyzed:	2008-05-06	Analyzed By:	LD
Prep Batch:	41374	Sample Preparation:	2008-05-06	Prepared By:	LD

Parameter	Flag	RL Result	Units	Dilution	RL
DRO		<50.0	mg/Kg	1	50.0

Surrogate	Flag	Result	Units	Dilution	Spike Amount	Percent Recovery	Recovery Limits
n-Triacontane		92.6	mg/Kg	1	100	93	10 - 250.4

Sample: 158906 - Davis Backfill

Analysis:	TPH GRO	Analytical Method:	S 8015B	Prep Method:	S 5035
QC Batch:	48191	Date Analyzed:	2008-05-06	Analyzed By:	DC
Prep Batch:	41413	Sample Preparation:	2008-05-06	Prepared By:	DC

Parameter	Flag	RL Result	Units	Dilution	RL
GRO		1.49	mg/Kg	1	1.00

Surrogate	Flag	Result	Units	Dilution	Spike Amount	Percent Recovery	Recovery Limits
Trifluorotoluene (TFT)		1.08	mg/Kg	1	1.00	108	70 - 130
4-Bromofluorobenzene (4-BFB)		0.982	mg/Kg	1	1.00	98	70 - 130

Method Blank (1) QC Batch: 48110

QC Batch:	48110	Date Analyzed:	2008-05-06	Analyzed By:	AR
Prep Batch:	41370	QC Preparation:	2008-05-06	Prepared By:	AR

Parameter	Flag	MDL Result	Units	RL
Chloride		<0.500	mg/Kg	2

Report Date: May 8, 2008
2004-00196

Work Order: 8050602
Frisco Skelly #1

Page Number: 3 of 6
Lea County, NM

Method Blank (1) QC Batch: 48117

QC Batch: 48117
Prep Batch: 41374

Date Analyzed: 2008-05-06
QC Preparation: 2008-05-06

Analyzed By: LD
Prepared By: LD

Parameter	Flag	MDL Result	Units	RL
DRO		<15.8	mg/Kg	50

Surrogate	Flag	Result	Units	Dilution	Spike Amount	Percent Recovery	Recovery Limits
n-Triacontane		75.5	mg/Kg	1	100	76	30.9 - 146.4

Method Blank (1) QC Batch: 48191

QC Batch: 48191
Prep Batch: 41413

Date Analyzed: 2008-05-06
QC Preparation: 2008-05-06

Analyzed By: DC
Prepared By: DC

Parameter	Flag	MDL Result	Units	RL
GRO		<0.739	mg/Kg	1

Surrogate	Flag	Result	Units	Dilution	Spike Amount	Percent Recovery	Recovery Limits
Trifluorotoluene (TFT)		1.09	mg/Kg	1	1.00	109	70 - 130
4-Bromofluorobenzene (4-BFB)		0.959	mg/Kg	1	1.00	96	70 - 130

Laboratory Control Spike (LCS-1)

QC Batch: 48110
Prep Batch: 41370

Date Analyzed: 2008-05-06
QC Preparation: 2008-05-06

Analyzed By: AR
Prepared By: AR

Param	LCS Result	Units	Dil.	Spike Amount	Matrix Result	Rec.	Rec. Limit
Chloride	98.0	mg/Kg	1	100	<0.500	98	85 - 115

Percent recovery is based on the spike result. RPD is based on the spike and spike duplicate result.

Param	LCSD Result	Units	Dil.	Spike Amount	Matrix Result	Rec.	Rec. Limit	RPD	RPD Limit
Chloride	99.6	mg/Kg	1	100	<0.500	100	85 - 115	2	20

Percent recovery is based on the spike result. RPD is based on the spike and spike duplicate result.

Laboratory Control Spike (LCS-1)

QC Batch: 48117
Prep Batch: 41374

Date Analyzed: 2008-05-06
QC Preparation: 2008-05-06

Analyzed By: LD
Prepared By: LD

Param	LCS Result	Units	Dil.	Spike Amount	Matrix Result	Rec.	Rec. Limit
DRO	157	mg/Kg	1	250	<15.8	63	27.8 - 152.1

Percent recovery is based on the spike result. RPD is based on the spike and spike duplicate result.

Param	LCSD Result	Units	Dil.	Spike Amount	Matrix Result	Rec.	Rec. Limit	RPD	RPD Limit
DRO	174	mg/Kg	1	250	<15.8	70	27.8 - 152.1	10	20

Percent recovery is based on the spike result. RPD is based on the spike and spike duplicate result.

Surrogate	LCS Result	LCSD Result	Units	Dil.	Spike Amount	LCS Rec.	LCSD Rec.	Rec. Limit
n-Triacontane	112	113	mg/Kg	1	100	112	113	38 - 130.4

Laboratory Control Spike (LCS-1)

QC Batch: 48191
Prep Batch: 41413

Date Analyzed: 2008-05-06
QC Preparation: 2008-05-06

Analyzed By: DC
Prepared By: DC

Param	LCS Result	Units	Dil.	Spike Amount	Matrix Result	Rec.	Rec. Limit
GRO	7.72	mg/Kg	1	10.0	<0.739	77	70 - 130

Percent recovery is based on the spike result. RPD is based on the spike and spike duplicate result.

Param	LCSD Result	Units	Dil.	Spike Amount	Matrix Result	Rec.	Rec. Limit	RPD	RPD Limit
GRO	8.79	mg/Kg	1	10.0	<0.739	88	70 - 130	13	20

Percent recovery is based on the spike result. RPD is based on the spike and spike duplicate result.

Surrogate	LCS Result	LCSD Result	Units	Dil.	Spike Amount	LCS Rec.	LCSD Rec.	Rec. Limit
Trifluorotoluene (TFT)	1.04	1.06	mg/Kg	1	1.00	104	106	70 - 130
4-Bromofluorobenzene (4-BFB)	0.928	0.976	mg/Kg	1	1.00	93	98	70 - 130

Matrix Spike (MS-1) Spiked Sample: 158906

QC Batch: 48110
Prep Batch: 41370

Date Analyzed: 2008-05-06
QC Preparation: 2008-05-06

Analyzed By: AR
Prepared By: AR

Param	MS Result	Units	Dil.	Spike Amount	Matrix Result	Rec.	Rec. Limit
Chloride	4920	mg/Kg	50	5000	<25.0	98	85 - 115

Percent recovery is based on the spike result. RPD is based on the spike and spike duplicate result.

Param	MSD Result	Units	Dil.	Spike Amount	Matrix Result	Rec.	Rec. Limit	RPD	RPD Limit
Chloride	4970	mg/Kg	50	5000	<25.0	99	85 - 115	1	20

Percent recovery is based on the spike result. RPD is based on the spike and spike duplicate result.

Matrix Spike (MS-1) Spiked Sample: 158529

QC Batch: 48117
Prep Batch: 41374

Date Analyzed: 2008-05-06
QC Preparation: 2008-05-06

Analyzed By: LD
Prepared By: LD

Param	MS Result	Units	Dil.	Spike Amount	Matrix Result	Rec.	Rec. Limit
DRO	132	mg/Kg	1	250	15.8	46	18 - 179.5

Percent recovery is based on the spike result. RPD is based on the spike and spike duplicate result.

Param	MSD Result	Units	Dil.	Spike Amount	Matrix Result	Rec.	Rec. Limit	RPD	RPD Limit
DRO	117	mg/Kg	1	250	15.8	40	18 - 179.5	12	20

Percent recovery is based on the spike result. RPD is based on the spike and spike duplicate result.

Surrogate	MS Result	MSD Result	Units	Dil.	Spike Amount	MS Rec.	MSD Rec.	Rec. Limit
n-Triacontane	88.4	74.2	mg/Kg	1	100	88	74	34.1 - 158

Matrix Spike (MS-1) Spiked Sample: 158906

QC Batch: 48191
Prep Batch: 41413

Date Analyzed: 2008-05-06
QC Preparation: 2008-05-06

Analyzed By: DC
Prepared By: DC

Param	MS Result	Units	Dil.	Spike Amount	Matrix Result	Rec.	Rec. Limit
GRO	12.8	mg/Kg	1	10.0	1.4927	113	70 - 130

Percent recovery is based on the spike result. RPD is based on the spike and spike duplicate result.

Param	MSD Result	Units	Dil.	Spike Amount	Matrix Result	Rec.	Rec. Limit	RPD	RPD Limit
GRO	¹ 10.3	mg/Kg	1	10.0	1.4927	88	70 - 130	22	20

Percent recovery is based on the spike result. RPD is based on the spike and spike duplicate result.

Surrogate	MS Result	MSD Result	Units	Dil.	Spike Amount	MS Rec.	MSD Rec.	Rec. Limit
Trifluorotoluene (TFT)	1.06	1.05	mg/Kg	1	1	106	105	70 - 130
4-Bromofluorobenzene (4-BFB)	0.941	0.945	mg/Kg	1	1	94	94	70 - 130

Standard (ICV-1)

QC Batch: 48110

Date Analyzed: 2008-05-06

Analyzed By: AR

Param	Flag	Units	ICVs True Conc.	ICVs Found Conc.	ICVs Percent Recovery	Percent Recovery Limits	Date Analyzed
Chloride		mg/Kg	100	99.2	99	85 - 115	2008-05-06

¹MS/MSD RPD out of RPD Limits. Use LCS/LCSD to demonstrate analysis is under control.

Standard (CCV-1)

QC Batch: 48110

Date Analyzed: 2008-05-06

Analyzed By: AR

Param	Flag	Units	CCVs True Conc.	CCVs Found Conc.	CCVs Percent Recovery	Percent Recovery Limits	Date Analyzed
Chloride		mg/Kg	100	101	101	85 - 115	2008-05-06

Standard (ICV-1)

QC Batch: 48117

Date Analyzed: 2008-05-06

Analyzed By: LD

Param	Flag	Units	ICVs True Conc.	ICVs Found Conc.	ICVs Percent Recovery	Percent Recovery Limits	Date Analyzed
DRO		mg/Kg	250	221	88	85 - 115	2008-05-06

Standard (CCV-1)

QC Batch: 48117

Date Analyzed: 2008-05-06

Analyzed By: LD

Param	Flag	Units	CCVs True Conc.	CCVs Found Conc.	CCVs Percent Recovery	Percent Recovery Limits	Date Analyzed
DRO		mg/Kg	250	212	85	85 - 115	2008-05-06

Standard (ICV-1)

QC Batch: 48191

Date Analyzed: 2008-05-06

Analyzed By: DC

Param	Flag	Units	ICVs True Conc.	ICVs Found Conc.	ICVs Percent Recovery	Percent Recovery Limits	Date Analyzed
GRO		mg/Kg	1.00	0.983	98	85 - 115	2008-05-06

Standard (CCV-1)

QC Batch: 48191

Date Analyzed: 2008-05-06

Analyzed By: DC

Param	Flag	Units	CCVs True Conc.	CCVs Found Conc.	CCVs Percent Recovery	Percent Recovery Limits	Date Analyzed
GRO		mg/Kg	1.00	1.15	115	85 - 115	2008-05-06

Analytical Report 304635

for

PLAINS ALL AMERICAN EH&S

Project Manager: Camille Reynolds

Frisco Skelly # 1

2004-00196

30-MAY-08



12600 West I-20 East Odessa, Texas 79765

Texas certification numbers:
Houston, TX T104704215

Florida certification numbers:
Houston, TX E871002 - Miami, FL E86678 - Tampa, FL E86675
Norcross(Atlanta), GA E87429

South Carolina certification numbers:
Norcross(Atlanta), GA 98015

North Carolina certification numbers:
Norcross(Atlanta), GA 483

Houston - Dallas - San Antonio - Austin - Tampa - Miami - Latin America
Midland - Corpus Christi - Atlanta



30-MAY-08

Project Manager: **Camille Reynolds**
PLAINS ALL AMERICAN EH&S
1301 S. COUNTY ROAD 1150
Midland, TX 79706

Reference: XENCO Report No: **304635**
Frisco Skelly # 1
Project Address: Lea Co., NM

Camille Reynolds:

We are reporting to you the results of the analyses performed on the samples received under the project name referenced above and identified with the XENCO Report Number 304635. All results being reported under this Report Number apply to the samples analyzed and properly identified with a Laboratory ID number. Subcontracted analyses are identified in this report with either the NELAC certification number of the subcontract lab in the analyst ID field, or the complete subcontracted report attached to this report.

Unless otherwise noted in a Case Narrative, all data reported in this Analytical Report are in compliance with NELAC standards. Estimation of data uncertainty for this report is found in the quality control section of this report unless otherwise noted. Should insufficient sample be provided to the laboratory to meet the method and NELAC Matrix Duplicate and Matrix Spike requirements, then the data will be analyzed, evaluated and reported using all other available quality control measures.

The validity and integrity of this report will remain intact as long as it is accompanied by this letter and reproduced in full, unless written approval is granted by XENCO Laboratories. This report will be filed for at least 5 years in our archives after which time it will be destroyed without further notice, unless otherwise arranged with you. The samples received, and described as recorded in Report No. 304635 will be filed for 60 days, and after that time they will be properly disposed without further notice, unless otherwise arranged with you. We reserve the right to return to you any unused samples, extracts or solutions related to them if we consider so necessary (e.g., samples identified as hazardous waste, sample sizes exceeding analytical standard practices, controlled substances under regulated protocols, etc).

We thank you for selecting XENCO Laboratories to serve your analytical needs. If you have any questions concerning this report, please feel free to contact us at any time.

Respectfully,

Brent Barron, II

Odessa Laboratory Manager

*Recipient of the Prestigious Small Business Administration Award of Excellence in 1994.
Certified and approved by numerous States and Agencies.*

A Small Business and Minority Status Company that delivers SERVICE and QUALITY

Houston - Dallas - San Antonio - Austin - Tampa - Miami - Atlanta - Corpus Christi - Latin America



Sample Cross Reference 304635



PLAINS ALL AMERICAN EH&S, Midland, TX

Frisco Skelly # 1

Sample Id	Matrix	Date Collected	Sample Depth	Lab Sample Id
Top Soil-1	S	May-27-08 14:00		304635-001



Certificate of Analysis Summary 304635
PLAINS ALL AMERICAN EH&S, Midland, TX

Project Id: 2004-00196
Contact: Camille Reynolds
Project Location: Lea Co., NM


Project Name: Frisco Skelly # 1

Date Received in Lab: Wed May-28-08 08:35 am
Report Date: 30-MAY-08
Project Manager: Brent Barron, II

<i>Analysis Requested</i>		<i>Lab Id:</i>	304635-001				
		<i>Field Id:</i>	Top Soil-1				
		<i>Depth:</i>					
		<i>Matrix:</i>	SOIL				
		<i>Sampled:</i>	May-27-08 14:00				
BTEX by EPA 8021B		<i>Extracted:</i>	May-28-08 15:00				
		<i>Analyzed:</i>	May-28-08 17:59				
		<i>Units/RL:</i>	mg/kg RL				
	Benzene		0.0013 0.0010				
	Toluene		0.0032 0.0021				
	Ethylbenzene		0.0020 0.0010				
	m,p-Xylenes		0.0045 0.0021				
	o-Xylene		0.0020 0.0010				
	Total Xylenes		0.0065				
	Total BTEX		0.013				
Percent Moisture		<i>Extracted:</i>					
		<i>Analyzed:</i>	May-28-08 17:00				
		<i>Units/RL:</i>	% RL				
	Percent Moisture		3.87 1.00				
TPH by SW8015 Mod		<i>Extracted:</i>	May-28-08 12:20				
		<i>Analyzed:</i>	May-29-08 16:51				
		<i>Units/RL:</i>	mg/kg RL				
	C6-C12 Gasoline Range Hydrocarbons		ND 15.6				
	C12-C28 Diesel Range Hydrocarbons		51.5 15.6				
	C28-C35 Oil Range Hydrocarbons		29.3 15.6				
	Total TPH		80.8				

This analytical report, and the entire data package it represents, has been made for your exclusive and confidential use. The interpretations and results expressed throughout this analytical report represent the best judgment of XENCO Laboratories. XENCO Laboratories assumes no responsibility and makes no warranty to the end use of the data hereby presented. Our liability is limited to the amount invoiced for this work order unless otherwise agreed to in writing.

Since 1990 Houston - Dallas - San Antonio - Austin - Tampa - Miami - Latin America - Atlanta - Corpus Christi


Brent Barron
Odessa Laboratory Director



Flagging Criteria

- X** In our quality control review of the data a QC deficiency was observed and flagged as noted. MS/MSD recoveries were found to be outside of the laboratory control limits due to possible matrix /chemical interference, or a concentration of target analyte high enough to effect the recovery of the spike concentration. This condition could also effect the relative percent difference in the MS/MSD.
 - B** A target analyte or common laboratory contaminant was identified in the method blank. Its presence indicates possible field or laboratory contamination.
 - D** The sample(s) were diluted due to targets detected over the highest point of the calibration curve, or due to matrix interference. Dilution factors are included in the final results. The result is from a diluted sample.
 - E** The data exceeds the upper calibration limit; therefore, the concentration is reported as estimated.
 - F** RPD exceeded lab control limits.
 - J** The target analyte was positively identified below the MQL(PQL) and above the SQL(MDL).
 - U** Analyte was not detected.
 - L** The LCS data for this analytical batch was reported below the laboratory control limits for this analyte. The department supervisor and QA Director reviewed data. The samples were either reanalyzed or flagged as estimated concentrations.
 - H** The LCS data for this analytical batch was reported above the laboratory control limits. Supporting QC Data were reviewed by the Department Supervisor and QA Director. Data were determined to be valid for reporting.
 - K** Sample analyzed outside of recommended hold time.
- * Outside XENCO'S scope of NELAC Accreditation

Recipient of the Prestigious Small Business Administration Award of Excellence in 1994.

Certified and approved by numerous States and Agencies.

A Small Business and Minority Status Company that delivers SERVICE and QUALITY

Houston - Dallas - San Antonio - Austin - Tampa - Miami - Atlanta - Corpus Christi - Latin America

11381 Meadowglen Lane Suite L Houston, Tx 77082-2647
9701 Harry Hines Blvd , Dallas, TX 75220
5332 Blackberry Drive, Suite 104, San Antonio, TX 78238
2505 N. Falkenburg Rd., Tampa, FL 33619
5757 NW 158th St, Miami Lakes, FL 33014
6017 Financial Dr., Norcross, GA 30071

Phone	Fax
(281) 589-0692	(281) 589-0695
(214) 902 0300	(214) 351-9139
(210) 509-3334	(210) 509-3335
(813) 620-2000	(813) 620-2033
(305) 823-8500	(305) 823-8555
(770) 449-8800	(770) 449-5477



Form 2 - Surrogate Recoveries



Project Name: Frisco Skelly # 1

Work Order #: 304635

Project ID: 2004-00196

Lab Batch #: 723858

Sample: 304635-001 / SMP

Batch: 1 Matrix: Soil

Units: mg/kg

SURROGATE RECOVERY STUDY

BTEX by EPA 8021B Analytes	Amount Found [A]	True Amount [B]	Recovery %R [D]	Control Limits %R	Flags
1,4-Difluorobenzene	0.0347	0.0300	116	80-120	
4-Bromofluorobenzene	0.0297	0.0300	99	80-120	

Lab Batch #: 723858

Sample: 509721-1-BKS / BKS

Batch: 1 Matrix: Solid

Units: mg/kg

SURROGATE RECOVERY STUDY

BTEX by EPA 8021B Analytes	Amount Found [A]	True Amount [B]	Recovery %R [D]	Control Limits %R	Flags
1,4-Difluorobenzene	0.0261	0.0300	87	80-120	
4-Bromofluorobenzene	0.0302	0.0300	101	80-120	

Lab Batch #: 723858

Sample: 509721-1-BLK / BLK

Batch: 1 Matrix: Solid

Units: mg/kg

SURROGATE RECOVERY STUDY

BTEX by EPA 8021B Analytes	Amount Found [A]	True Amount [B]	Recovery %R [D]	Control Limits %R	Flags
1,4-Difluorobenzene	0.0351	0.0300	117	80-120	
4-Bromofluorobenzene	0.0289	0.0300	96	80-120	

Lab Batch #: 723858

Sample: 509721-1-BSD / BSD

Batch: 1 Matrix: Solid

Units: mg/kg

SURROGATE RECOVERY STUDY

BTEX by EPA 8021B Analytes	Amount Found [A]	True Amount [B]	Recovery %R [D]	Control Limits %R	Flags
1,4-Difluorobenzene	0.0271	0.0300	90	80-120	
4-Bromofluorobenzene	0.0298	0.0300	99	80-120	

Lab Batch #: 723783

Sample: 304635-001 / SMP

Batch: 1 Matrix: Soil

Units: mg/kg

SURROGATE RECOVERY STUDY

TPH by SW8015 Mod Analytes	Amount Found [A]	True Amount [B]	Recovery %R [D]	Control Limits %R	Flags
1-Chlorooctane	91.6	100	92	70-135	
o-Terphenyl	51.9	50.0	104	70-135	

** Surrogates outside limits; data and surrogates confirmed by reanalysis

*** Poor recoveries due to dilution

Surrogate Recovery [D] = $100 * A / B$

All results are based on MDL and validated for QC purposes.



Form 2 - Surrogate Recoveries



Project Name: Frisco Skelly # 1

Work Order #: 304635

Project ID: 2004-00196

Lab Batch #: 723783

Sample: 509699-1-BKS / BKS

Batch: 1 Matrix: Solid

Units: mg/kg

SURROGATE RECOVERY STUDY

TPH by SW8015 Mod Analytes	Amount Found [A]	True Amount [B]	Recovery %R [D]	Control Limits %R	Flags
1-Chlorooctane	101	100	101	70-135	
o-Terphenyl	49.3	50.0	99	70-135	

Lab Batch #: 723783

Sample: 509699-1-BLK / BLK

Batch: 1 Matrix: Solid

Units: mg/kg

SURROGATE RECOVERY STUDY

TPH by SW8015 Mod Analytes	Amount Found [A]	True Amount [B]	Recovery %R [D]	Control Limits %R	Flags
1-Chlorooctane	98.4	100	98	70-135	
o-Terphenyl	54.1	50.0	108	70-135	

Lab Batch #: 723783

Sample: 509699-1-BSD / BSD

Batch: 1 Matrix: Solid

Units: mg/kg

SURROGATE RECOVERY STUDY

TPH by SW8015 Mod Analytes	Amount Found [A]	True Amount [B]	Recovery %R [D]	Control Limits %R	Flags
1-Chlorooctane	102	100	102	70-135	
o-Terphenyl	50.9	50.0	102	70-135	

** Surrogates outside limits; data and surrogates confirmed by reanalysis

*** Poor recoveries due to dilution

Surrogate Recovery [D] = $100 * A / B$

All results are based on MDL and validated for QC purposes.

Project Name: Frisco Skelly # 1

Work Order #: 304635

Analyst: SHE

Lab Batch ID: 723858

Sample: 509721-1-BKS

Date Prepared: 05/28/2008

Batch #: 1

Project ID: 2004-00196

Date Analyzed: 05/28/2008

Matrix: Solid

Units: mg/kg

BLANK /BLANK SPIKE / BLANK SPIKE DUPLICATE RECOVERY STUDY											
Units: mg/kg											
Analytes	BTEX by EPA 8021B										
	Blank Sample Result [A]	Spike Added [B]	Blank Spike Result [C]	Blank Spike %R [D]	Spike Added [E]	Blank Spike Duplicate Result [F]	Blk. Spk Dup. %R [G]	RPD %	Control Limits %R	Control Limits %RPD	Flag
	Benzene	ND	0.1000	0.1002	100	0.1	0.0883	88	13	70-130	35
	Toluene	ND	0.1000	0.1034	103	0.1	0.0911	91	13	70-130	35
	Ethylbenzene	ND	0.1000	0.1140	114	0.1	0.0991	99	14	71-129	35
	m,p-Xylenes	ND	0.2000	0.2336	117	0.2	0.2040	102	14	70-135	35
	o-Xylene	0.0010	0.1000	0.1175	118	0.1	0.1029	103	13	71-133	35

Analyst: ASA

Lab Batch ID: 723783

Sample: 509699-1-BKS

Date Prepared: 05/28/2008

Batch #: 1

Date Analyzed: 05/28/2008

Matrix: Solid

Units: mg/kg

BLANK /BLANK SPIKE / BLANK SPIKE DUPLICATE RECOVERY STUDY														
Units: mg/kg	TPH by SW8015 Mod	Analytes	Blank Sample Result [A]	Spike Added [B]	Blank Spike Result [C]	Blank Spike %R [D]	Spike Added [E]	Blank Spike Duplicate Result [F]	Blk. Spk Dup. %R [G]	RPD %	Control Limits %R	Control Limits %RPD	Flag	
			ND	1000	1060	106	1000	1070	107	1	70-135	35		
			ND	1000	1010	101	1000	1020	102	1	70-135	35		

Relative Percent Difference RPD = $200 * [(D-F)/(D+F)]$

Blank Spike Recovery [D] = $100 * (C)/[B]$

Blank Spike Duplicate Recovery [G] = $100 * (F)/[E]$

All results are based on MDL and Validated for QC Purposes



Sample Duplicate Recovery



Project Name: Frisco Skelly # 1

Work Order #: 304635

Lab Batch #: 723811

Project ID: 2004-00196

Date Analyzed: 05/28/2008

Date Prepared: 05/28/2008

Analyst: JLG

QC- Sample ID: 304633-001 D

Batch #: 1

Matrix: Soil

Reporting Units: %

SAMPLE / SAMPLE DUPLICATE RECOVERY

Percent Moisture Analyte	Parent Sample Result [A]	Sample Duplicate Result [B]	RPD	Control Limits %RPD	Flag
Percent Moisture	ND	ND	NC	20	

Spike Relative Difference RPD $200 * |(B-A)/(B+A)|$

All Results are based on MDL and validated for QC purposes.

Environmental Lab of Texas

A Tenco Laboratories Company

CHAIN OF CUSTODY RECORD AND ANALYSIS REQUEST
12600 West 1120 East
Odessa, Texas 79755
Phone: 432-563-1800
Fax: 432-563-1733

Project Manager:

Company Name:

Company Address:

City/State/Zip:

Telephone No.:

Sampler Signature:

Project Name:

Project #:

Project Loc.:

PO #:

Form No.:

e-mail:

Project Name: FRISCO SKELLY #1

Project #: 2004-00196

Project Loc.: LEWIS CO. NM.

PO #: PA-A-C-3 Began

Form No.: 505-394-1424

e-mail: Estelita@discovery.com

(lab use only)

ORDER #: 304633

Lab # (lab use only)

FIELD CODE

01 TOPSOIL-1

Beginning Depth

Ending Depth

Date Sampled

Time Sampled

Field # of Containers

Lab # of Containers

Preparation # of Containers

Matrix

Other (Specify)

Other (Specify)

Other (Specify)

Other (Specify)

Other (Specify)

Other (Specify)

Other (Specify)

Other (Specify)

Other (Specify)

Other (Specify)

Other (Specify)

Other (Specify)

Other (Specify)

Other (Specify)

Other (Specify)

Other (Specify)

Other (Specify)

Other (Specify)

ANALYZE FOR:

TOTAL

Metals As Ag Ba Ca Cd Cr Pb Hg Se

Metals As Ag Ba Ca Cd Cr Pb Hg Se

Metals As Ag Ba Ca Cd Cr Pb Hg Se

Metals As Ag Ba Ca Cd Cr Pb Hg Se

Metals As Ag Ba Ca Cd Cr Pb Hg Se

Metals As Ag Ba Ca Cd Cr Pb Hg Se

Metals As Ag Ba Ca Cd Cr Pb Hg Se

Metals As Ag Ba Ca Cd Cr Pb Hg Se

Metals As Ag Ba Ca Cd Cr Pb Hg Se

Metals As Ag Ba Ca Cd Cr Pb Hg Se

Metals As Ag Ba Ca Cd Cr Pb Hg Se

Metals As Ag Ba Ca Cd Cr Pb Hg Se

Metals As Ag Ba Ca Cd Cr Pb Hg Se

Metals As Ag Ba Ca Cd Cr Pb Hg Se

Metals As Ag Ba Ca Cd Cr Pb Hg Se

Metals As Ag Ba Ca Cd Cr Pb Hg Se

Metals As Ag Ba Ca Cd Cr Pb Hg Se

Metals As Ag Ba Ca Cd Cr Pb Hg Se

Metals As Ag Ba Ca Cd Cr Pb Hg Se

Metals As Ag Ba Ca Cd Cr Pb Hg Se

Metals As Ag Ba Ca Cd Cr Pb Hg Se

Metals As Ag Ba Ca Cd Cr Pb Hg Se

Metals As Ag Ba Ca Cd Cr Pb Hg Se

Metals As Ag Ba Ca Cd Cr Pb Hg Se

Metals As Ag Ba Ca Cd Cr Pb Hg Se

Metals As Ag Ba Ca Cd Cr Pb Hg Se

Metals As Ag Ba Ca Cd Cr Pb Hg Se

Metals As Ag Ba Ca Cd Cr Pb Hg Se

Metals As Ag Ba Ca Cd Cr Pb Hg Se

Special Instructions:

Sample Container, Infract?

VOCs Free of Headspace?

Labels on Containers?

Custody seals on container(s)?

Custody seals on container(s)?

Sample Hand Delivered?

By Courier? UPS DHL FedEx

Temperature Upon Receipt:

Time

Date

Time

Date

Time

Date

Time

Date

Time

Date

Time

Date

Time

Date

Time

Date

Time

Date

Time

Date

Time

Received by

Received by

Received by

Received by

Received by

Received by

Received by

Received by

Received by

Received by

Received by

Received by

Received by

Received by

Date

Time

Date

Time

Date

Time

Date

Time

Date

Time

Date

Time

Date

Time

Date

Time

Date

Time

Date

Time

Date

Time

Date

Time

Date

Time

Date

Time

Date

Time

Date

Time

Date

Time

Date

Time

Date

Time

Date

Time

Date

Time

Date

Time

Date

Time

Date

Time

Date

Time

Date

Time

Date

Time

Date

Time

Date

Time

Date

Time

Date

Time

Date

Time

Date

Time

Date

Time

Date

Time

Date

Time

Date

Time

Date

Time

Date

Time

Date

Time

Date

Time

Date

Time

Date

Time

Date

Time

Date

Time

Date

Time

Date

Time

Date

Time

Date

Time

Environmental Lab of Texas
Variance/ Corrective Action Report- Sample Log-In

Client: Basin Env. / Plains
Date/ Time: 5-28-08 8:35
Lab ID #: 304635
Initials: AL

Sample Receipt Checklist

				Client Initials	
#1	Temperature of container/ cooler?	<input checked="" type="checkbox"/> Yes	<input type="checkbox"/> No	-	° C
#2	Shipping container in good condition?	<input checked="" type="checkbox"/> Yes	<input type="checkbox"/> No		
#3	Custody Seals intact on shipping container/ cooler?	<input checked="" type="checkbox"/> Yes	<input type="checkbox"/> No	Not Present	
#4	Custody Seals intact on sample bottles/ container?	<input checked="" type="checkbox"/> Yes	<input type="checkbox"/> No	Not Present	
#5	Chain of Custody present?	<input checked="" type="checkbox"/> Yes	<input type="checkbox"/> No		
#6	Sample instructions complete of Chain of Custody?	<input checked="" type="checkbox"/> Yes	<input type="checkbox"/> No		
#7	Chain of Custody signed when relinquished/ received?	<input checked="" type="checkbox"/> Yes	<input type="checkbox"/> No		
#8	Chain of Custody agrees with sample label(s)?	<input checked="" type="checkbox"/> Yes	<input type="checkbox"/> No	ID written on Cont./ Lid	
#9	Container label(s) legible and intact?	<input checked="" type="checkbox"/> Yes	<input type="checkbox"/> No	Not Applicable	
#10	Sample matrix/ properties agree with Chain of Custody?	<input checked="" type="checkbox"/> Yes	<input type="checkbox"/> No		
#11	Containers supplied by ELDT?	<input checked="" type="checkbox"/> Yes	<input type="checkbox"/> No		
#12	Samples in proper container/ bottle?	<input checked="" type="checkbox"/> Yes	<input type="checkbox"/> No	See Below	
#13	Samples properly preserved?	<input checked="" type="checkbox"/> Yes	<input type="checkbox"/> No	See Below	
#14	Sample bottles intact?	<input checked="" type="checkbox"/> Yes	<input type="checkbox"/> No		
#15	Preservations documented on Chain of Custody?	<input checked="" type="checkbox"/> Yes	<input type="checkbox"/> No		
#16	Containers documented on Chain of Custody?	<input checked="" type="checkbox"/> Yes	<input type="checkbox"/> No		
#17	Sufficient sample amount for indicated test(s)?	<input checked="" type="checkbox"/> Yes	<input type="checkbox"/> No	See Below	
#18	All samples received within sufficient hold time?	<input checked="" type="checkbox"/> Yes	<input type="checkbox"/> No	See Below	
#19	Subcontract of sample(s)?	<input checked="" type="checkbox"/> Yes	<input type="checkbox"/> No	Not Applicable	
#20	VOC samples have zero headspace?	<input checked="" type="checkbox"/> Yes	<input type="checkbox"/> No	Not Applicable	

Variance Documentation

Contact: _____ Contacted by: _____ Date/ Time: _____

Regarding: _____

Corrective Action Taken: _____

- Check all that Apply:
- ☐ See attached e-mail/ fax
 - ☐ Client understands and would like to proceed with analysis
 - ☐ Cooling process had begun shortly after sampling event

Appendix F
Photographs




Frisco Skelly #1 – Screening activities prior to 40-mil poly liner installation



Frisco Skelly #1 – Lower layer of cushioning soil prior to liner installation



Frisco Skelly #1 – 40-mil poly liner installation



Frisco Skelly #1 – placement of cushioning soil on top of 40-mil poly liner

Appendix G

Release Notification and Corrective Action
(Form C-141)

Form C-141
Revised October 10, 2003

Submit 2 Copies to appropriate District Office in accordance with Rule 116 on back side of form

OPERATOR

Contact Camille Reynolds
Telephone No. 505-441-0965
Facility Type 4" Steel Pipeline

Mineral Owner

Lease No.

Unit Letter P	Section 36	Township 16S	Range 36E	Feet from the	North/South Line	Feet from the	East/West Line	County Lea
------------------	---------------	-----------------	--------------	---------------	------------------	---------------	----------------	---------------

Longitude 103° 18' 12.2"

Type of Release Crude Oil	Volume of Release 25 barrels	Volume Recovered 0 barrels
Source of Release 4" Steel Pipeline	Date and Hour of Occurrence 9-20-04 @ 08:45	Date and Hour of Discovery 9-20-04 @ 9:00
Was Immediate Notice Given? <input checked="" type="checkbox"/> Yes <input type="checkbox"/> No <input type="checkbox"/> Not Required	If YES, To Whom? Larry Johnson	
By Whom? Camille Reynolds	Date and Hour 9-20-04 @ 15:10	
Was a Watercourse Reached? <input type="checkbox"/> Yes <input checked="" type="checkbox"/> No	If YES, Volume Impacting the Watercourse.	

If a Watercourse was Impacted, Describe Fully.*

Describe Cause of Problem and Remedial Action Taken.* External corrosion of the 4" steel pipeline. A line clamp was installed to mitigate the release. The line is a 4 inch steel transmission pipeline that produces approximately 20 to 30 barrels of crude oil per day. The pressure on the line is 28 psi and the gravity of the sweet crude oil is 39. The sweet crude has an H₂S content of <10 ppm

Describe Area Affected and Cleanup Action Taken.* The impacted soil was excavated and stockpiled on plastic. Aerial extent of surface impact was 1,848 ft².

I hereby certify that the information given above is true and complete to the best of my knowledge and understand that pursuant to NMOCD rules and regulations all operators are required to report and/or file certain release notifications and perform corrective actions for releases which may endanger public health or the environment. The acceptance of a C-141 report by the NMOCD marked as "Final Report" does not relieve the operator of liability should their operations have failed to adequately investigate and remediate contamination that pose a threat to ground water, surface water, human health or the environment. In addition, NMOCD acceptance of a C-141 report does not relieve the operator of responsibility for compliance with any other federal, state, or local laws and/or regulations.

Signature: <u>Camille Reynolds</u>		<u>OIL CONSERVATION DIVISION</u>	
Printed Name: Camille Reynolds		Approved by District Supervisor:	
Title: Remediation Coordinator		Approval Date:	Expiration Date:
E-mail Address: <u>cjreynolds@paalp.com</u>		Conditions of Approval:	Attached <input type="checkbox"/>
Date: 9-22-04 Phone: 505-441-0965			