

STATE OF NEW MEXICO  
ENERGY AND MINERALS DEPARTMENT


OIL CONSERVATION DIVISION

Form C-101  
Revised 10-1-78

NO. OF COPIES RECEIVED	
DISTRIBUTION	
SANTA FE	
FILE	<input checked="" type="checkbox"/>
U.S.G.S.	
LAND OFFICE	
OPERATOR	

P. O. BOX 2088  
SANTA FE, NEW MEXICO 87501

API # 30-059-20167



5A. Indicate Type of Lease  
STATE  FEE

5. State Oil & Gas Lease No.

APPLICATION FOR PERMIT TO DRILL, DEEPEN OR PLUG BACK

1a. Type of Work DRILL <input checked="" type="checkbox"/> PLUG BACK <input type="checkbox"/>		7. Unit Agreement Name BDCDGU	
b. Type of Well OIL WELL <input type="checkbox"/> GAS WELL <input checked="" type="checkbox"/> CO2 OTHER <input type="checkbox"/>		8. Farm or Lease Name BDCDGU 1934	
2. Name of Operator Amoco Production Company		9. Well No. 061	
3. Address of Operator P. O. Box 68, Hobbs, New Mexico 88240		10. Field and Pool, or Wildcat Und. Tubb	
4. Location of Well UNIT LETTER <u>G</u> LOCATED <u>1650</u> FEET FROM THE <u>North</u> LINE AND <u>1650</u> FEET FROM THE <u>East</u> LINE OF SEC. <u>6</u> TWP. <u>19-N</u> RGE. <u>34-F</u> NMPM		12. County Union	
19. Proposed Depth 2510'		19A. Formation Tubb	20. Rotary or C.T. Rotary
21. Elevations (Show whether DF, RT, etc.) 4960' GL	21A. Kind & Status Plug. Bond Blanket on file	21B. Drilling Contractor NA	22. Approx. Date Work will start 9-7-82

PROPOSED CASING AND CEMENT PROGRAM

SIZE OF HOLE	SIZE OF CASING	WEIGHT PER FOOT	SETTING DEPTH	SACKS OF CEMENT	EST. TOP
12-1/4"	9-5/8"	32.30#	700'	Circ.	Surface
8-3/4"	7	20#	2339'	Circ.	Surface
6-1/4"	5	13#	2654'	Tie back to 7"	2039'

Propose to drill and equip well in the Tubb formation. After reaching TD logs will be run and evaluated. Perforate and stimulate as necessary in attempting commercial production.

MUD PROGRAM: 0'-700' Native mud and fresh water  
700'--TD Commercial mud and brine with minimum properties for safe hole conditions.

APPROVAL VALID FOR 90 DAYS  
PERMIT EXPIRES 11-11-82  
UNLESS DRILLING UNDERWAY

COLLECT AND SACK SAMPLES FOR  
BOP Program attached NEW MEXICO BUREAU OF MINES, SOCORRO  
Gas is not dedicated. AT AT LEAST TEN FOOT INTERVALS

0+2-NMOCD,SF 1-HOU 1-SUSP 1-CLF 1-Amerada 1-UGI 1-Cities Serv. 1-Conoco  
1-CO2 in Action 1-Excelsior 1-Sun. Tex.

IN ABOVE SPACE DESCRIBE PROPOSED PROGRAM; IF PROPOSAL IS TO DEEPEN OR PLUG BACK, GIVE DATA ON PRESENT PRODUCTIVE ZONE AND PROPOSED NEW PRODUCTIVE ZONE. GIVE BLOWOUT PREVENTER PROGRAM, IF ANY.

I hereby certify that the information above is true and complete to the best of my knowledge and belief.

Signed Cathy L. Jorman Title Assist. Admin. Analyst Date 8-9-82

APPROVED BY Carl Ulvog TITLE DISTRICT SUPERVISOR DATE 8-13-82

CONDITIONS OF APPROVAL, IF ANY:

OIL CONSERVATION COMMISSION TO BE NOTIFIED  
WITHIN 24 HOURS OF BEGINNING OPERATIONS

NEW MEXICO OIL CONSERVATION COMMISSION  
WELL LOCATION AND ACREAGE DEDICATION PLAT

Form C-102  
Supersedes C-128  
Effective 1-1-65

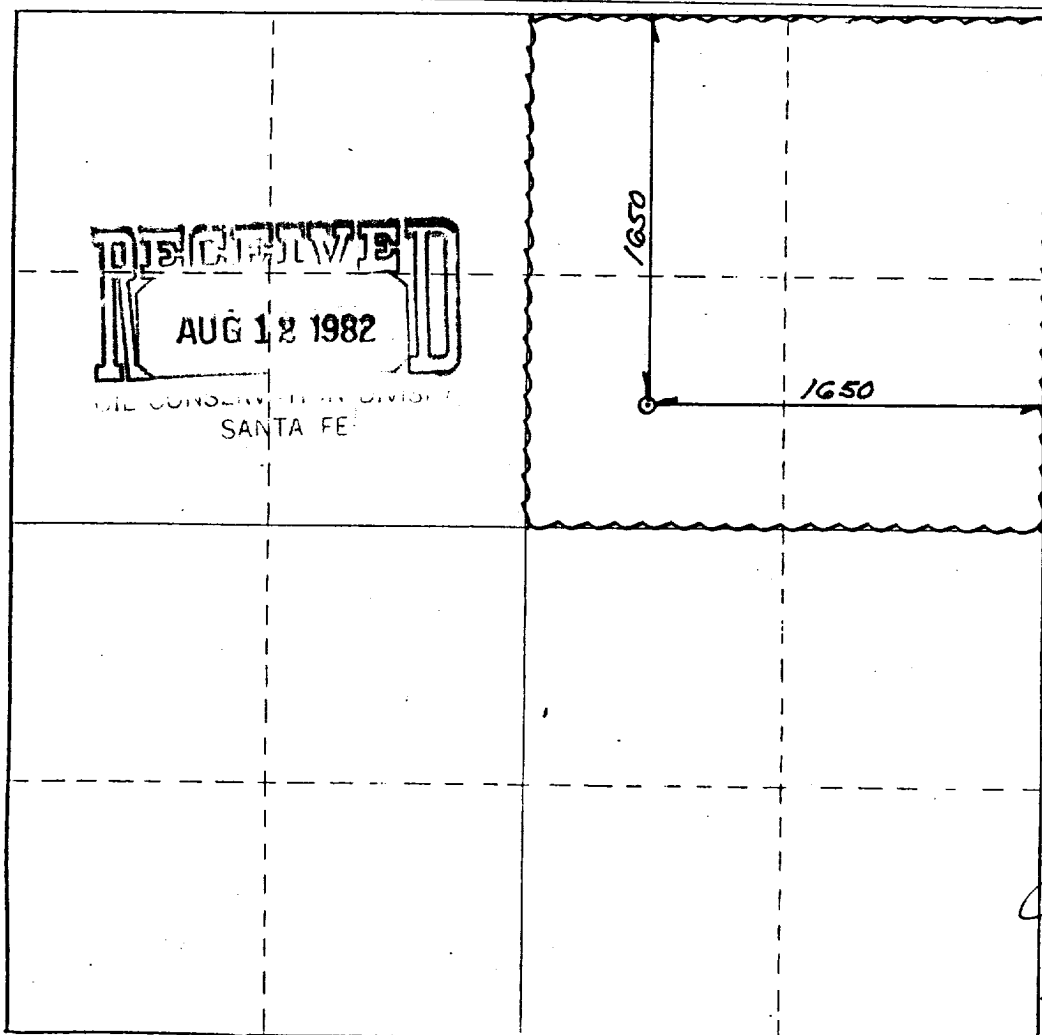
All distances must be from the outer boundaries of the Section.

Operator <b>AMOCO PRODUCTION COMPANY</b>			Lease <b>Bravo Dome CO2 Gas Unit</b>		Well No. <b>1934 061G</b>
Unit Letter <b>G</b>	Section <b>6</b>	Township <b>T19N</b>	Range <b>R34E</b>	County <b>UNION</b>	
Actual Footage Location of Well: <b>1650</b> feet from the <b>NORTH</b> line and <b>1650</b> feet from the <b>EAST</b> line					
Ground Level Elev. <b>4960</b>	Producing Formation <b>Tubb</b>	Pool <b>Und. Tubb</b>		Dedicated Acreage: <b>160</b> Acres	

1. Outline the acreage dedicated to the subject well by colored pencil or hachure marks on the plat below.
2. If more than one lease is dedicated to the well, outline each and identify the ownership thereof (both as to working interest and royalty).
3. If more than one lease of different ownership is dedicated to the well, have the interests of all owners been consolidated by communitization, unitization, force-pooling, etc?  
 Yes  No If answer is "yes," type of consolidation \_\_\_\_\_

If answer is "no," list the owners and tract descriptions which have actually been consolidated. (Use reverse side of this form if necessary.) \_\_\_\_\_

No allowable will be assigned to the well until all interests have been consolidated (by communitization, unitization, forced-pooling, or otherwise) or until a non-standard unit, eliminating such interests, has been approved by the Commission.



CERTIFICATION

I hereby certify that the information contained herein is true and complete to the best of my knowledge and belief.


*Cathy L. German*  
Name

Position  
Assist. Admin. Analyst

Company  
Amoco Production Company

Date  
8-9-82

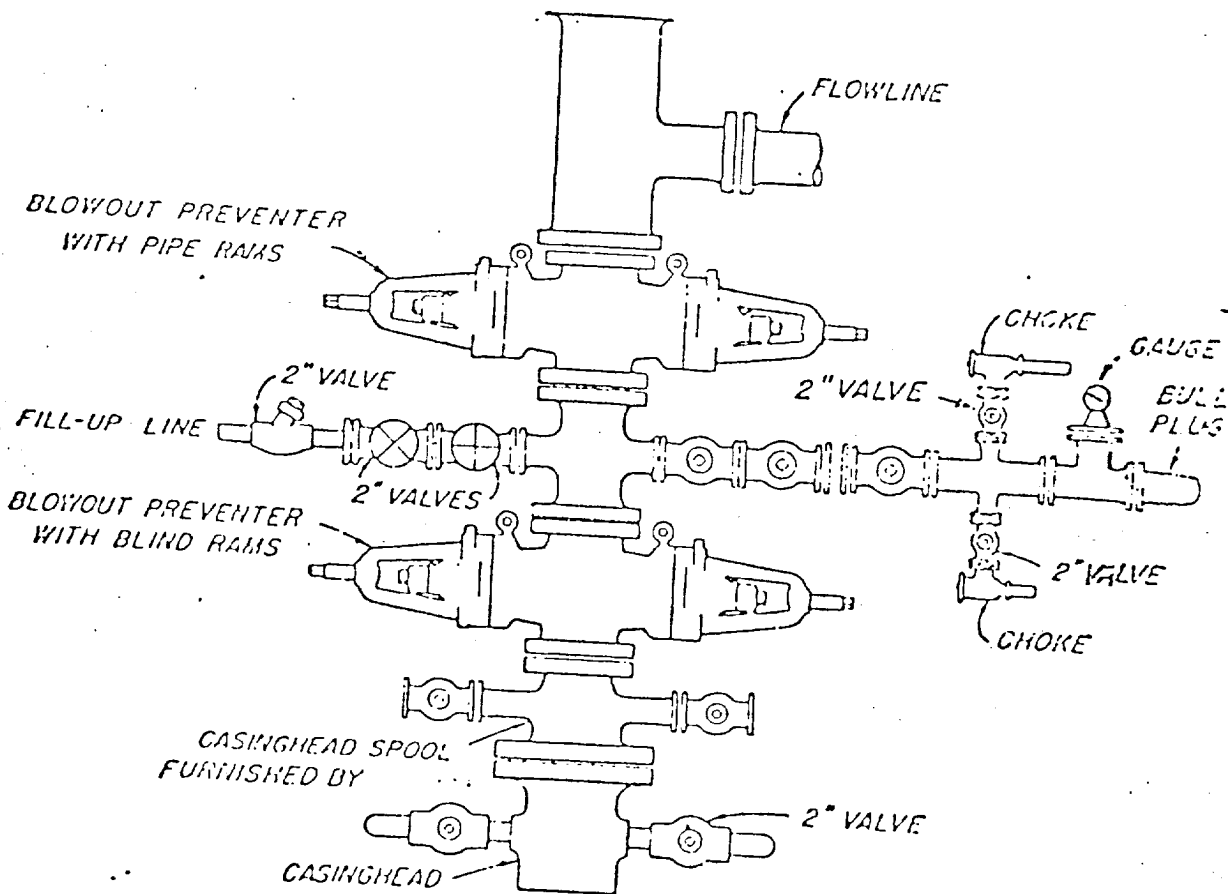
I hereby certify that the well location shown on this plat was plotted from field notes of actual surveys made by me or under my supervision, and that the same is true and correct to the best of my knowledge and belief.



ATTACHMENT "B"  
NOTES

1. Blow-out preventers and master valve to be fluid operated and oil fittings must be in good condition, 3,000# W.P. (6,000 p.s.i. test), minimum.
2. Equipment through which bit must pass shall be as large as the inside diameter of the casing that is being drilled through.
3. Nipple above blow-out preventer shall be same size as casing being drilled through.
4. Kelly cock required, 3,000# W.P. (6,000 p.s.i. test) minimum.
5. OHSCO or comparable safety valve must be available on rig floor at all times with proper connection or sub, 3,000# W.P. (6,000 p.s.i. test), minimum.
6. Blow-out preventers and master valve while drilling intermediate hole to 6000' may be 2,000# W.P. (4,000 p.s.i. test), minimum.
7. Choke assembly, beyond second valve from cross, may be positioned (Optional) outside of derrick foundation.
8. Spool or cross may be eliminated if connections are available in the lower part of the blow-out preventer body.
9. Plug valves - gate valves are optional. Valves shown as 2" are minimum size.
10. Casing head and casing head spool, including attached valves, to be furnished by Amoco.
11. Rams in preventers will be installed as follows:
 

When drilling, use:		When running casing, use:	
Top Preventer	- Drill pipe rams	Top Preventer	- Casing rams
Bottom Preventer	- Blind rams or master valve	Bottom Preventer	- Blind rams or master valve



BLOWOUT PREVENTER HOOK-UP

AMOCO PRODUCTION COMPANY

EXHIBIT D--I MODIFIED

JUNE 1, 1962