

**sperry-sun**  
**DRILLING SERVICES**

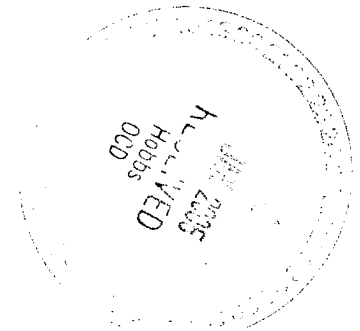
**ConocoPhillips**

**EVGSAU #3229-013**

**End of Well Report**

**05/22/2003**

SUR: K-32-17s-35e, 2000/S & 2630/W  
BHL: I-32-17s-35e, 1587/S & 4841/W  
API # 30-025-32061



# **Table of Contents**

- 1. Job Summary**
- 2. Definitive Survey**
- 3. Directional Drilling Record**
- 4. BHA Reports**

Customer : ConocoPhillips  
 Well Name : EVGSAU #3229-013

**Job Objectives:**

**Summary of Results:**

**Discussion:**

BHA #	Bit #	Motor Run #	Hole Size (in)	MD In (ft)	MD Out (ft)	TVD In (ft)	TVD Out (ft)	Inc In (deg)	Inc Out (deg)	Azi In (deg)	Azi Out (deg)	Drig hrs	Circ hrs
1	1	1	4.750	4138	4207	4138	4206	1.5	13.3	133	117	12	1
2	1r1	2	4.750	4207	4419	4206	4375	13.3	55.2	117	126	15	0
3	2	3	4.750	4419	5365	4375	4473	55.2	88.2	126	90	36	0
4	3	3	4.750	5365	6623	4473	4539	88.2	87.4	90	90	32	3

Table 1 - BHA Summary

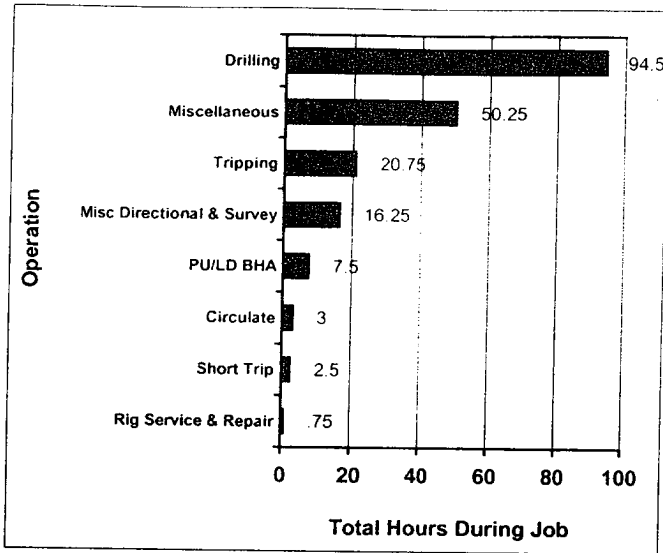
Motor Run #	Manufacturer	Type	Lobe	OD (in)	Gauge (in)	Bend (deg)	Adj	DLS (Ori) ('/100')	ROP (Ori) (ft/hr)	ROP (Rot) (ft/hr)
1	SSDS	SperryDrill	7/8	3.363		2.12	Y	17.00	6	0
2	SSDS	SperryDrill	7/8	3.363		2.12	Y	22.00	14	15
3	SSDS	SperryDrill	7/8	3.363		1.83	Y	15.00	18	31
3	SSDS	SperryDrill	7/8	3.363		1.69	Y	5.00	9	43

Table 2 - Motor Run Summary

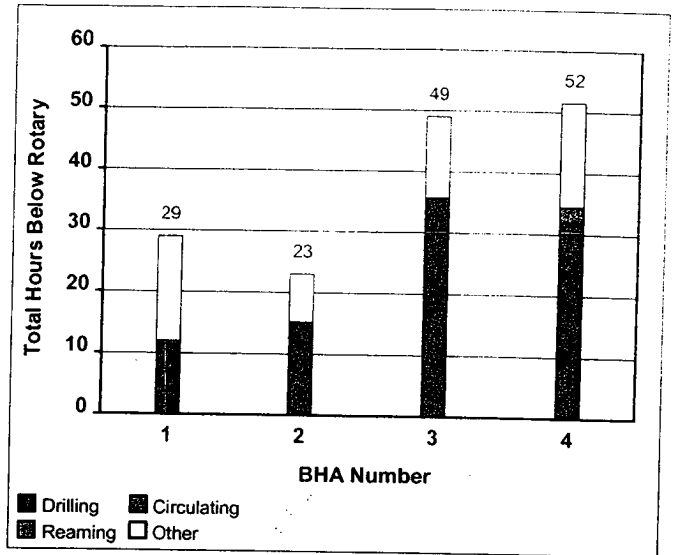
Bit #	Manufacturer	Style	OD (in)	Gge Len (in)	Nozzles (/32's)	TFA (in <sup>2</sup> )	Dull Grades I O D L B G O R	Ftge (ft)	Drig hrs	ROP (ft/hr)
1	Halliburton/Security	XS20S	4.750		3x32	2.356	1-1- - -E-I-NO-DMF	69	11.50	6
1r1	Halliburton/Security	XS20S	4.750		3x32	2.356	1-1-WT-AL-E-I-NO-BHA	212	15.25	14
2	Halliburton/Security	XS20S	4.750		3x32	2.356		946	35.75	26
3	Halliburton/Security	XS20S	4.750		3x32	2.356	2-2-WT-AL-E-I-NO-TD	1258	32.00	39

Table 3 - Bit Run Summary

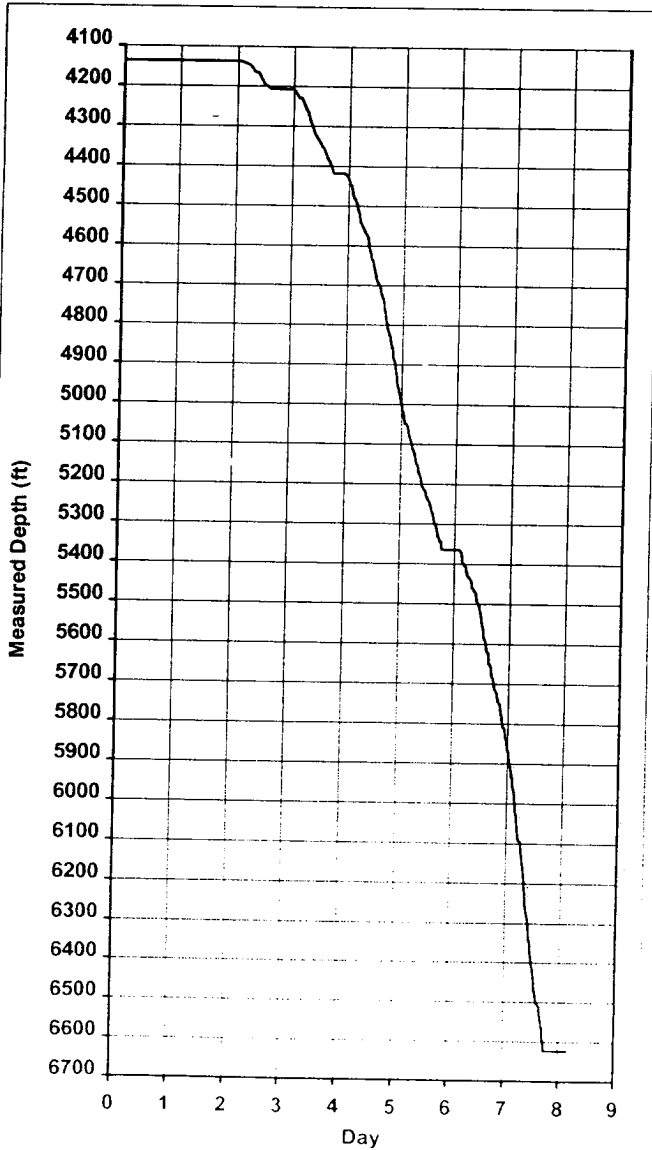
### Hours by Operation Summary



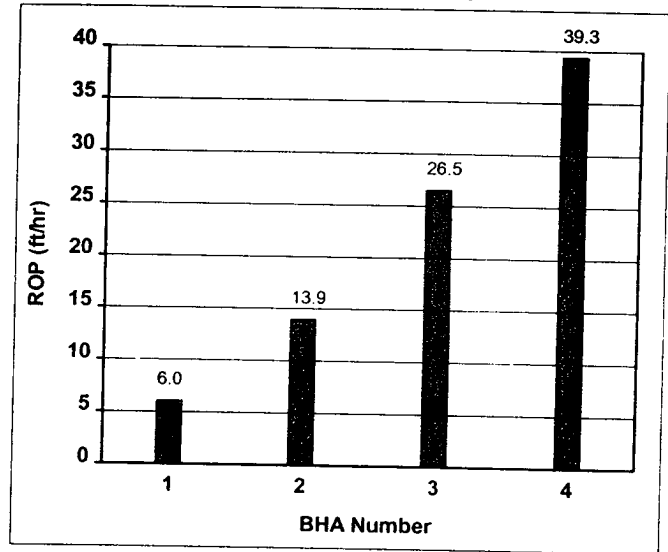
### Hours per BHA Breakdown



### Days vs. Depth



### Average Rate of Penetration per BHA



### Footage per BHA

