

UNITED STATES
DEPARTMENT OF THE INTERIOR
BUREAU OF LAND MANAGEMENT

FORM APPROVED
OMB NO. 1004-0137
Expires: January 31, 2018

SUNDRY NOTICES AND REPORTS
Do not use this form for proposals to drill or to re-enter an abandoned well. Use form 3160-3 (APD) for such proposals.

Carlsbad Field Office
OCB Hobbs
HOBBS OCB
OCT 10 2018
RECEIVED

Serial No.
NMNM86710

6. If Indian, Allottee or Tribe Name

7. If Unit or CA/Agreement, Name and/or No.

SUBMIT IN TRIPLICATE - Other instructions

1. Type of Well
 Oil Well Gas Well Other

8. Well Name and No.
BILBREY 34/27 W2PA FED COM 1H

2. Name of Operator
MEWBOURNE OIL COMPANY

Contact: JACKIE LATHAN
E-Mail: jlathan@mewbourne.com

9. API Well No.
30-025-45008-00-X1

3a. Address
P O BOX 5270
HOBBS, NM 88241

3b. Phone No. (include area code)
Ph: 575-393-5905

10. Field and Pool or Exploratory Area
BILBREY BASIN-BONE SPRING

4. Location of Well (Footage, Sec., T., R., M., or Survey Description)
Sec 34 T21S R32E SESE 205FSL 1311FEL
32.428562 N Lat, 103.658440 W Lon

11. County or Parish, State
LEA COUNTY, NM

12. CHECK THE APPROPRIATE BOX(ES) TO INDICATE NATURE OF NOTICE, REPORT, OR OTHER DATA

TYPE OF SUBMISSION	TYPE OF ACTION			
<input type="checkbox"/> Notice of Intent	<input type="checkbox"/> Acidize	<input type="checkbox"/> Deepen	<input type="checkbox"/> Production (Start/Resume)	<input type="checkbox"/> Water Shut-Off
<input checked="" type="checkbox"/> Subsequent Report	<input type="checkbox"/> Alter Casing	<input type="checkbox"/> Hydraulic Fracturing	<input type="checkbox"/> Reclamation	<input type="checkbox"/> Well Integrity
<input type="checkbox"/> Final Abandonment Notice	<input type="checkbox"/> Casing Repair	<input type="checkbox"/> New Construction	<input type="checkbox"/> Recomplete	<input checked="" type="checkbox"/> Other Well Spud
	<input type="checkbox"/> Change Plans	<input type="checkbox"/> Plug and Abandon	<input type="checkbox"/> Temporarily Abandon	
	<input type="checkbox"/> Convert to Injection	<input type="checkbox"/> Plug Back	<input type="checkbox"/> Water Disposal	

13. Describe Proposed or Completed Operation: Clearly state all pertinent details, including estimated starting date of any proposed work and approximate duration thereof. If the proposal is to deepen directionally or recomplete horizontally, give subsurface locations and measured and true vertical depths of all pertinent markers and zones. Attach the Bond under which the work will be performed or provide the Bond No. on file with BLM/BIA. Required subsequent reports must be filed within 30 days following completion of the involved operations. If the operation results in a multiple completion or recompletion in a new interval, a Form 3160-4 must be filed once testing has been completed. Final Abandonment Notices must be filed only after all requirements, including reclamation, have been completed and the operator has determined that the site is ready for final inspection.

09/16/18 ✓

Spud 17 1/2" hole @ 965'. Ran 951' of 13 3/8" 54.5# J55 ST&C Csg. Cemented with 575 sks Class C w/additives. Mixed @ 13.5#/g w/1.76 yd. Tail w/200 sks Class C w/0.5% CaCl2. Mixed @ 14.8#/g w/1.33 yd. Displaced w/140 bbls of FW. Plug down @ 1:45 AM 09/17/18. Circ 239 sks of cmt to the pits. Test BOPE to 10000# & Annular to 5000#. At 11:45 A.M. 09/18/18, tested csg to 1500#, held OK. FIT test to 10.0 PPG EMW. Drilled out with 12 1/4" bit. ✓

Charts & Schematic attached.

Bond on file: NM1693 nationwide & NMB000919

14. I hereby certify that the foregoing is true and correct.

**Electronic Submission #436626 verified by the BLM Well Information System
For MEWBOURNE OIL COMPANY, sent to the Hobbs
Committed to AFMSS for processing by PRISCILLA PEREZ on 09/27/2018 (18PP1964SE)**

Name (Printed/Typed) RUBY O CABALLERO

Title REGULATORY

Signature (Electronic Submission)

Date 09/24/2018

THIS SPACE FOR FEDERAL OR STATE OFFICE USE

Approved By _____

ACCEPTED FOR RECORD

Title

Date

Conditions of approval, if any, are attached. Approval of this notice does not warrant or certify that the applicant holds legal or equitable title to those rights in the subject lease which would entitle the applicant to conduct operations thereon.

Office

OCT 03 2018

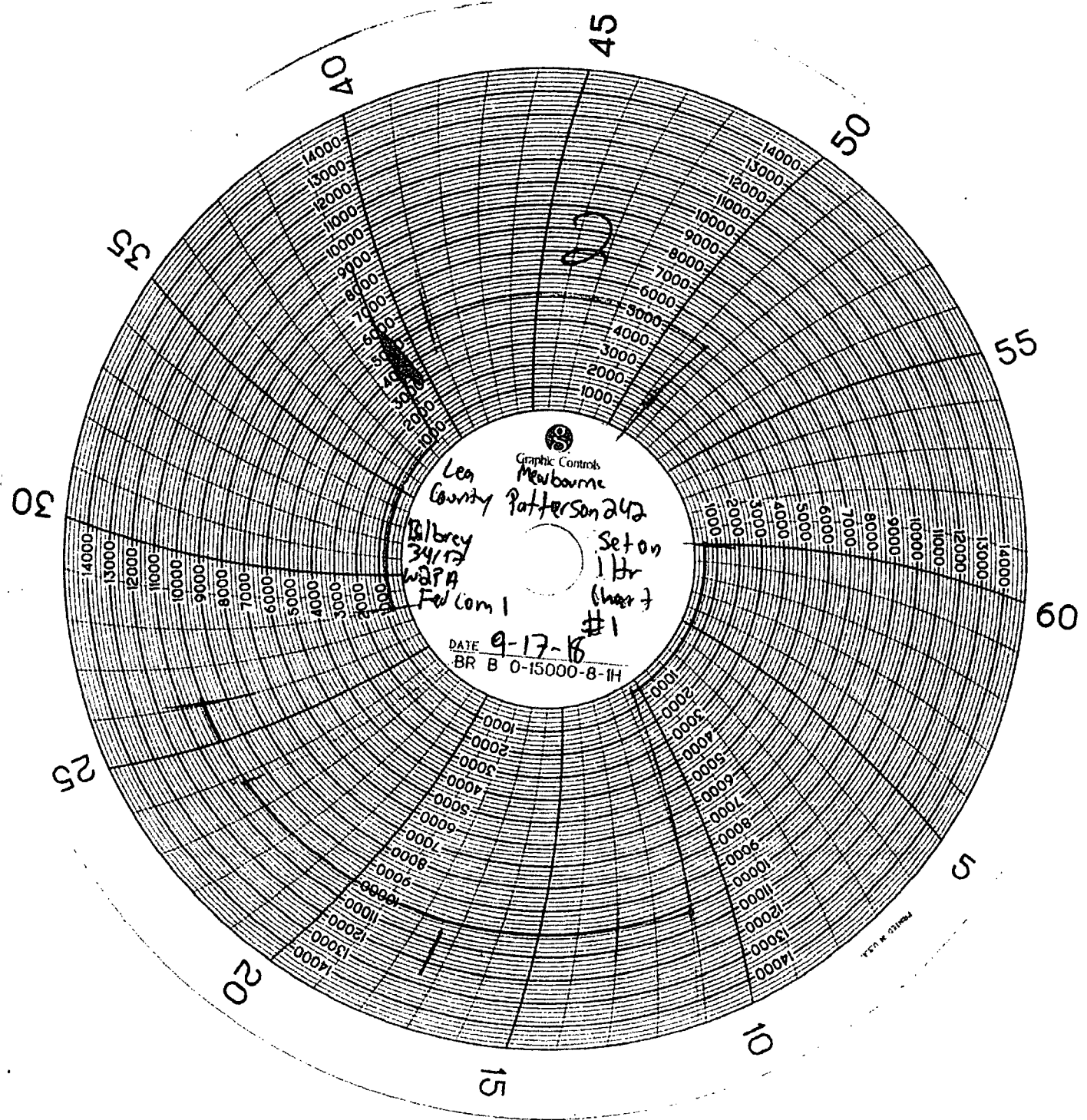
/s/ Jonathon Shepard

Title 18 U.S.C. Section 1001 and Title 43 U.S.C. Section 1212, make it a crime for any person knowingly and willfully to make to any department or agency of the United States any false, fictitious or fraudulent statements or representations as to any matter within its jurisdiction.

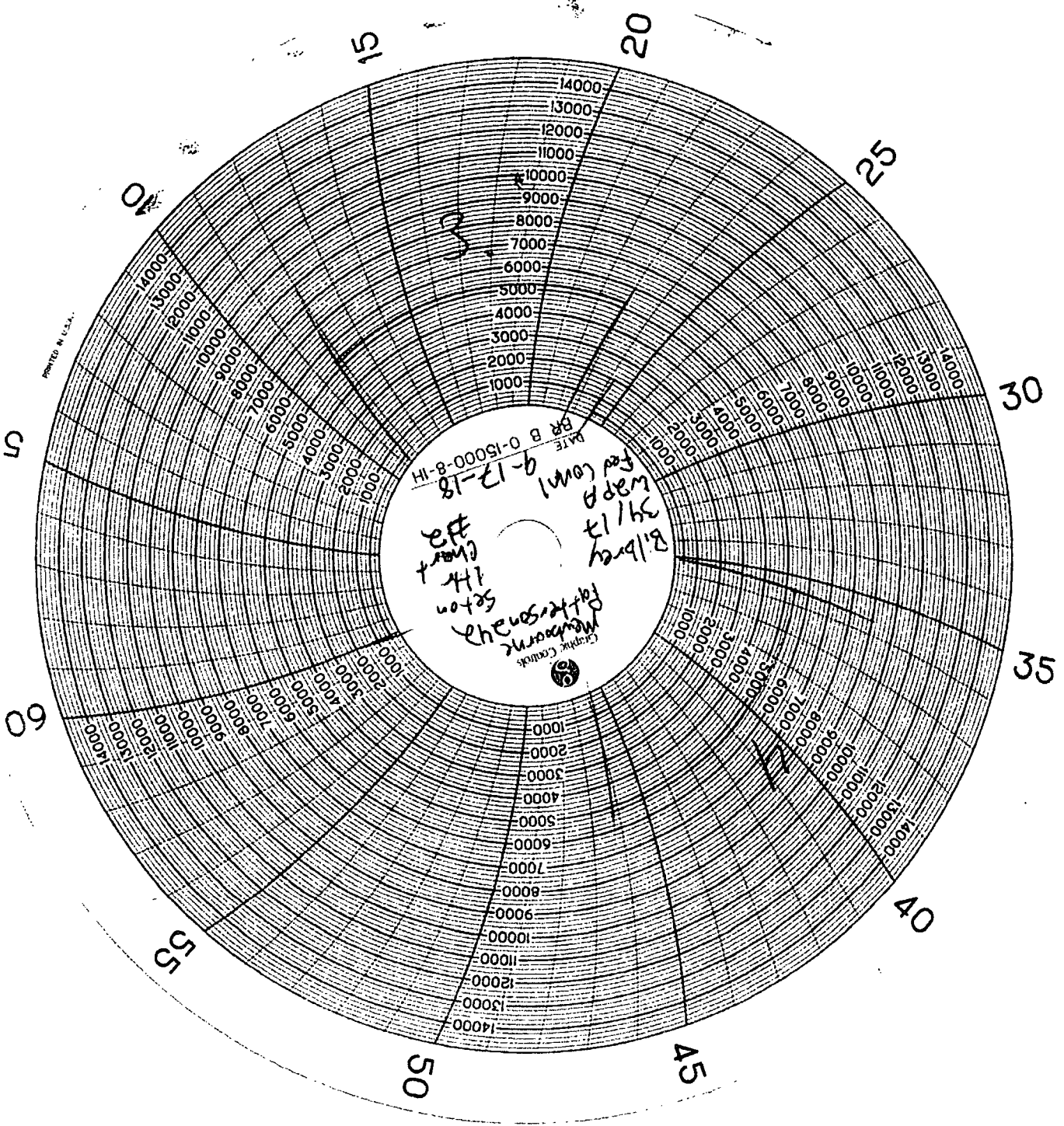
(Instructions on page 2)

BUREAU OF LAND MANAGEMENT
CARLSBAD FIELD OFFICE

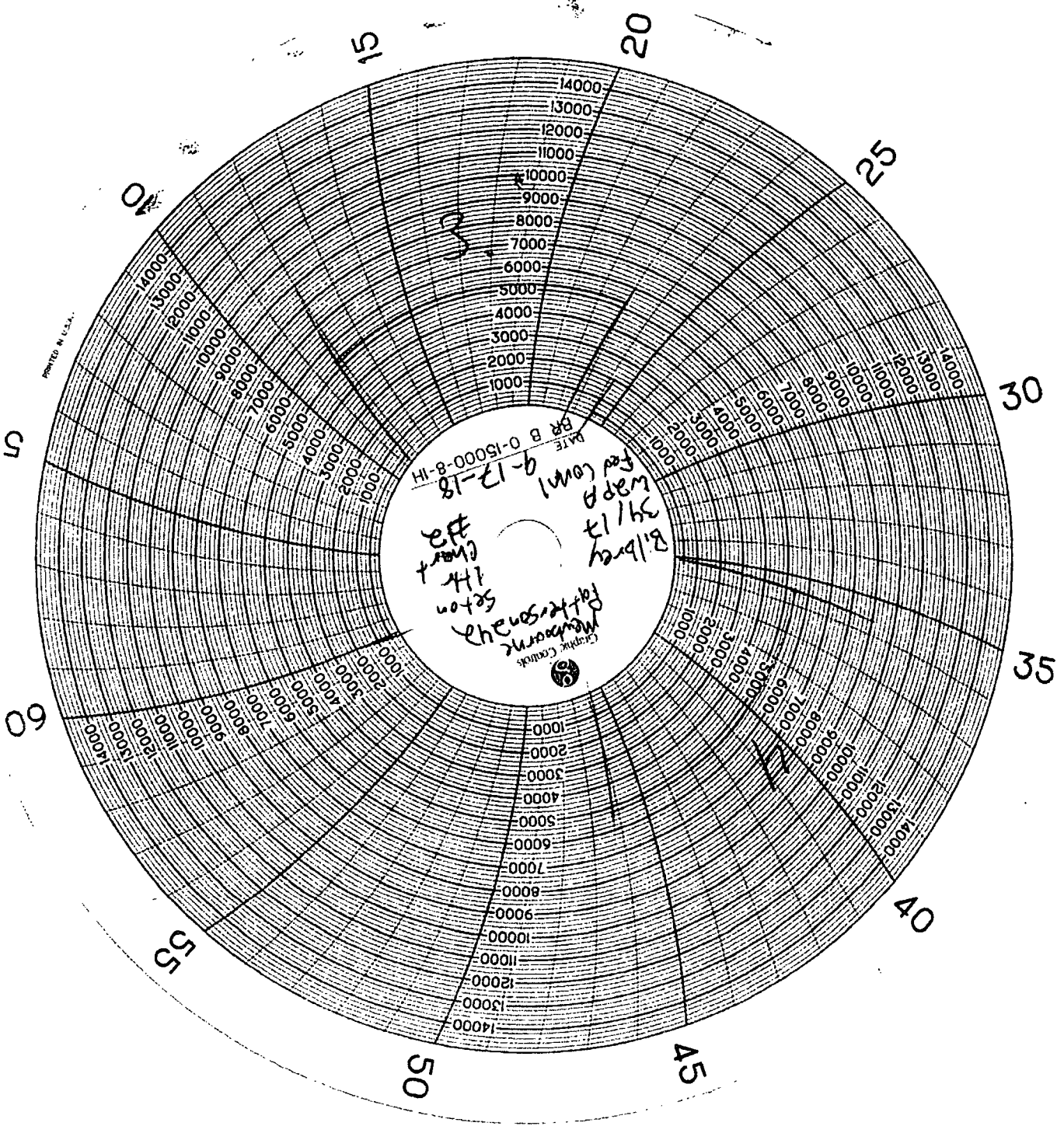
**** BLM REVISED ** BLM REVISED ** BLM REVISED ** BLM REVISED ** BLM REVISED ****

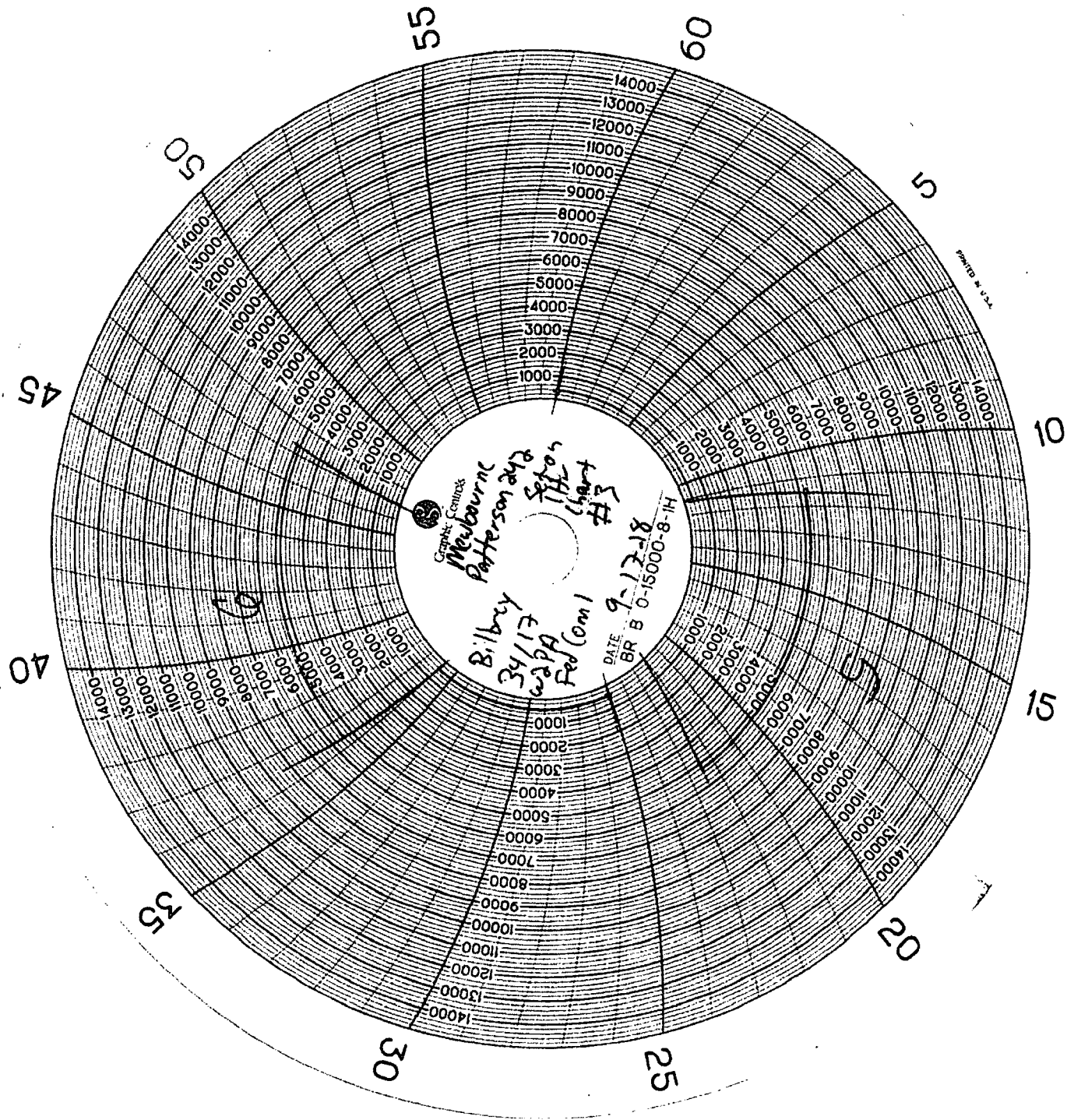


PRINTED IN U.S.A.



PRINTED IN U.S.A.

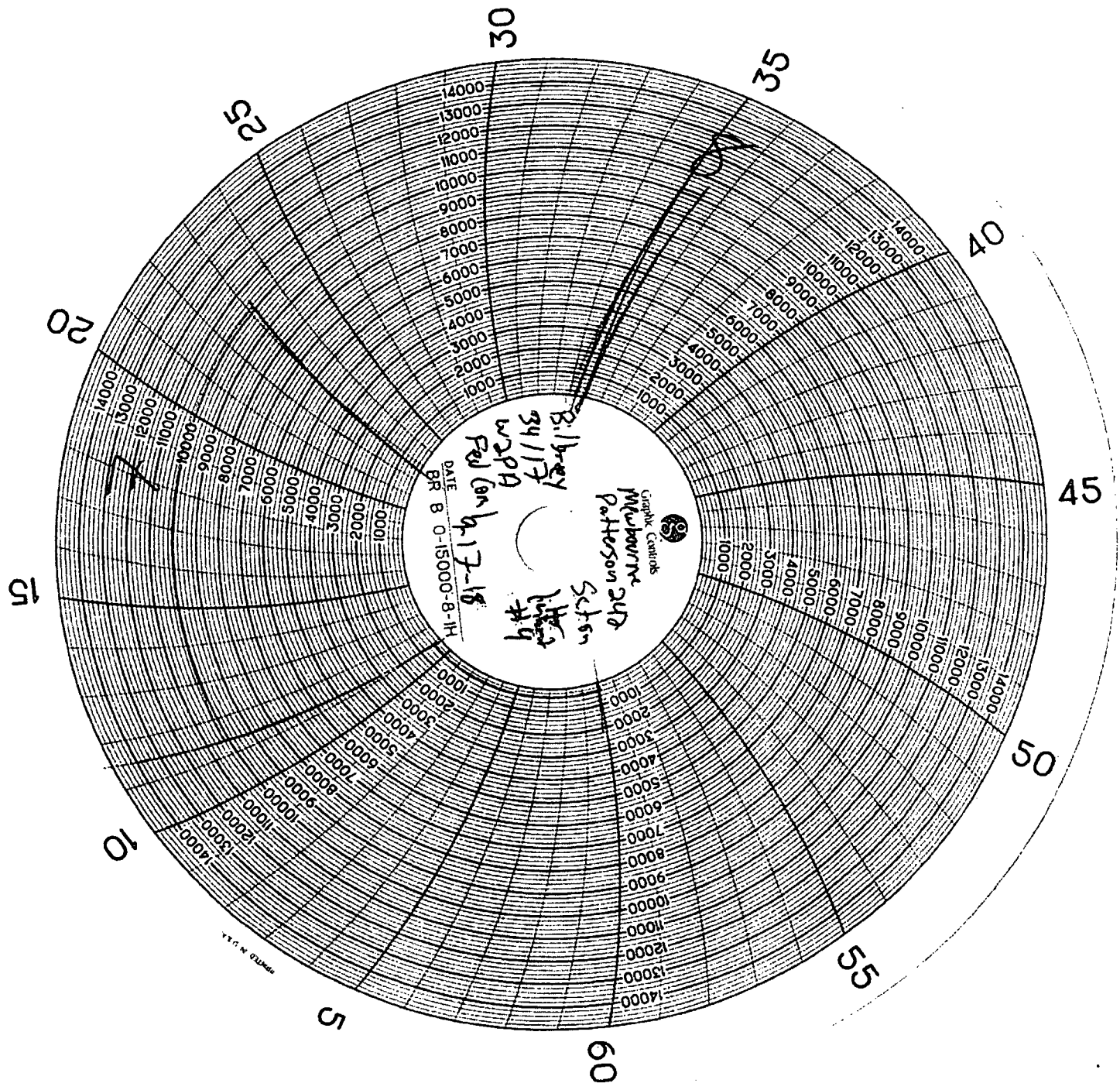




General Contract
McDougal
Patterson
The Los Angeles
Sokol
Holt
Hart
E.H.
B. L. Gray
3417
W. A. P.
1000

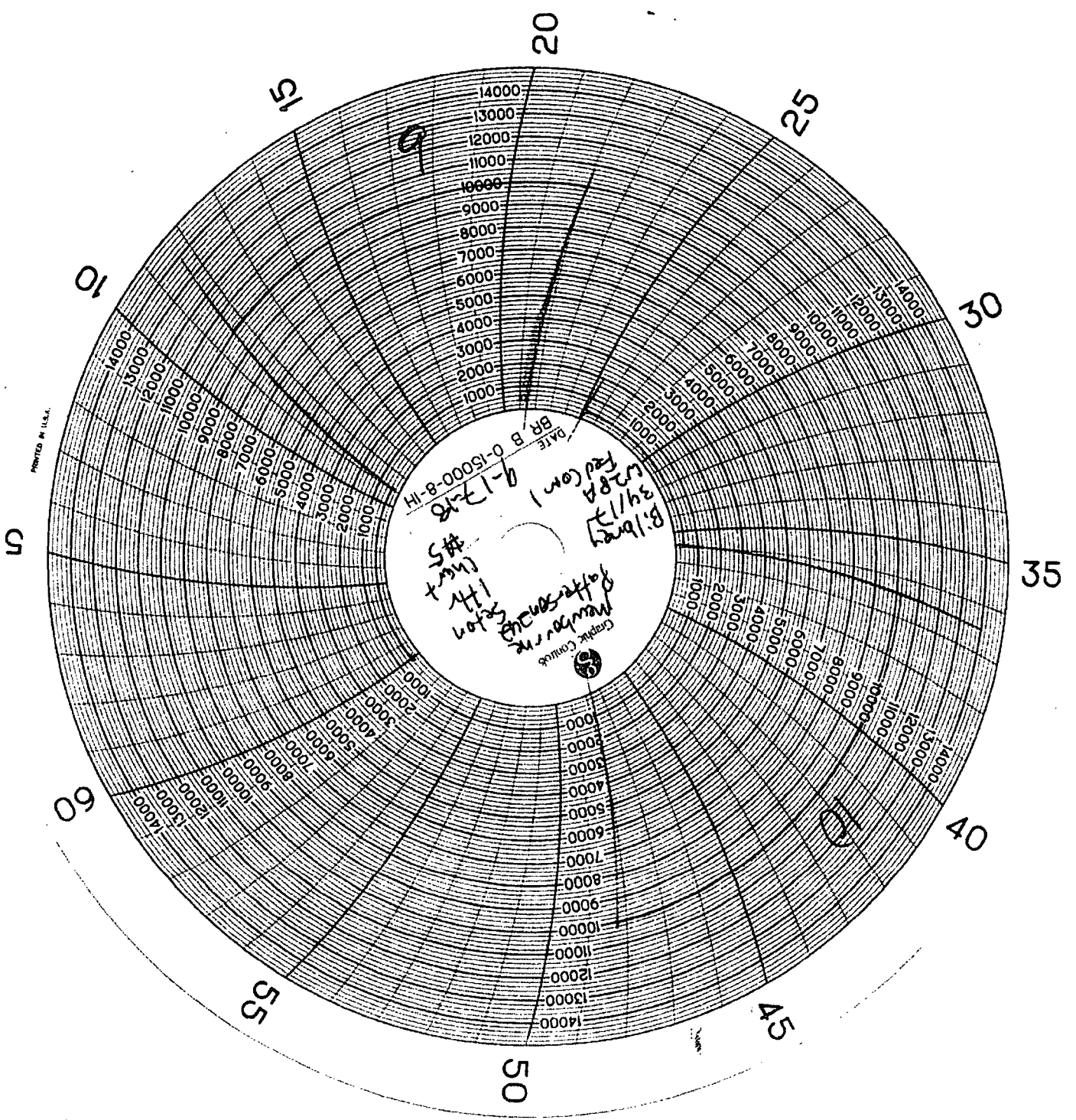
DATE 9-12-18
BR B 0-15009-0 B
81-21-6

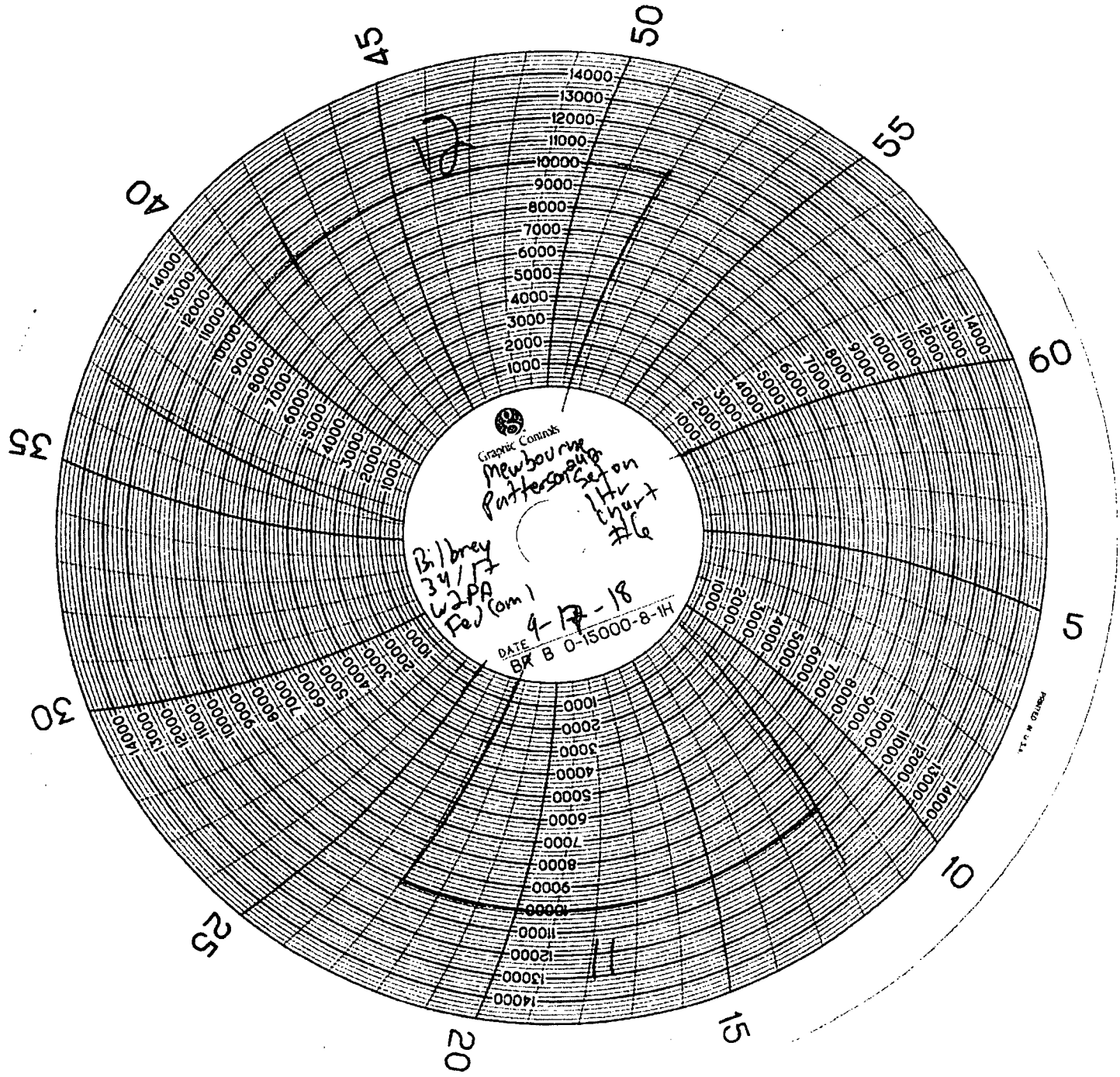
HI-B-00091-0 B



WIND M.P.H.

PRINTED IN U.S.A.





Graphic Controls

Newbourne
Partnership
Lynch Hill

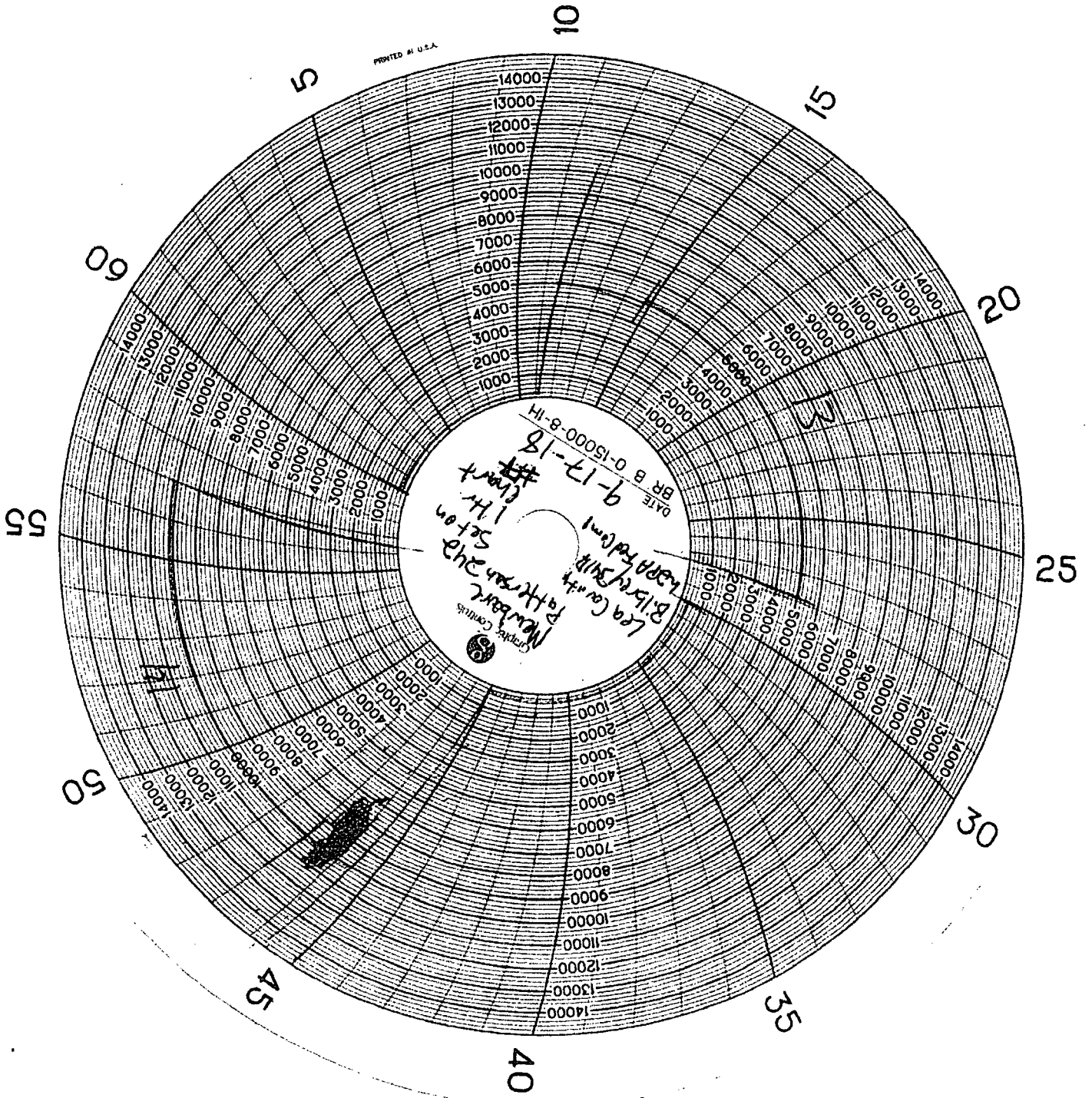
Bill Bray
34/17
62 PA
Feb (om)

DATE 9-17-18
BX B 0-15000-8-14

14000
13000
12000
11000
10000
9000
8000
7000
6000
5000
4000
3000
2000
1000
0
1000
2000
3000
4000
5000
6000
7000
8000
9000
10000
11000
12000
13000
14000

1:15000

PRINTED IN U.S.A.





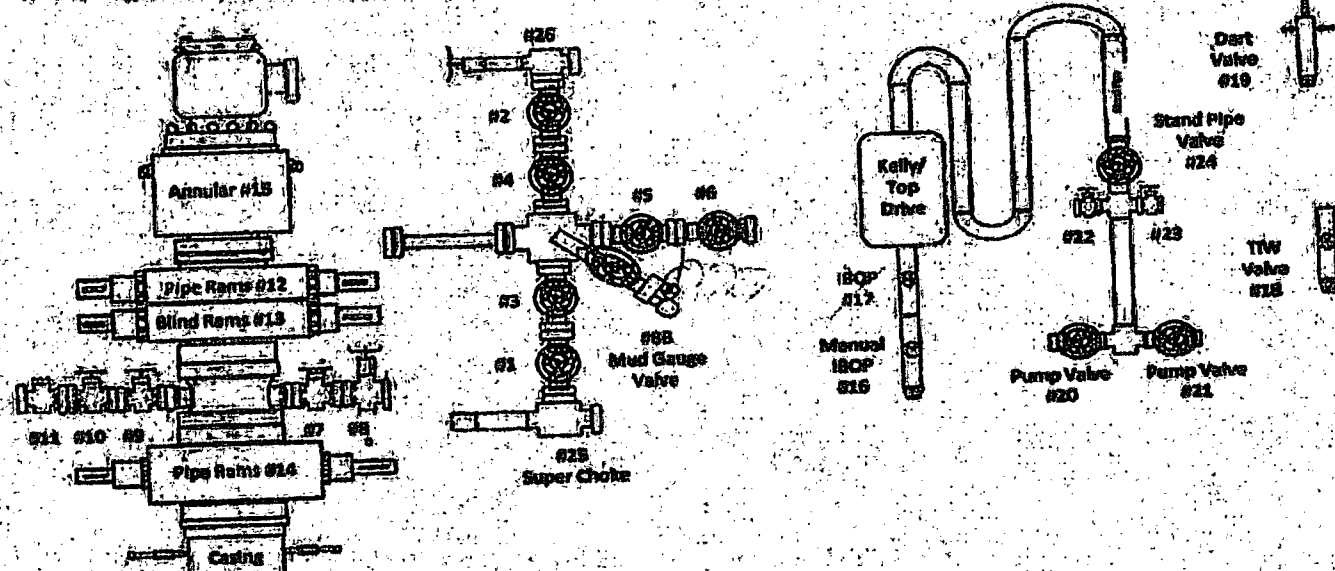
MAN
WELDING SERVICES

WELDING • BOP TESTING
NIPPLE UP SERVICE • BOP LIFTS • TANDEM
MUD AND GAS SEPARATORS
Lowington, NH • 878-388-4540

Pg. 1 of 1

Company: Mewbourne Date: 9-17-18 Invoice #
Lease: R. Tracy 3417 21A Fed. Cont. Drilling Contractor: Robinson Rig # 242
Plug Size & Type: 1 1/2" 12" 1/4" Drill Pipe Size: XJ 29 Taper:
Required BOP: 10m Installed BOP: 10m

* Appropriate casing valve must be open during BOP Test * * Check Valve Must Be Open/Disabled To Test Kill Line Valves *



TEST #	ITEMS TESTED	TEST LENGTH	LOW PSI	HIGH PSI	REMARKS
1	Truck Test	10/10	250	10,000	Pass
2	20, 21, 22, 23	10/10	250	5,000	Pass
3	24	10/10	250	5,000	Pass
4	16	10/10	250	5,000	Pass
5	18	10/10	250	5,000	Pass
6	19	10/10	250	5,000	Pass
7	6, 7, 12	10/10	250	10,000	Pass
8	5, 26, 25	Bump	✓	10,000	Pass
9	12, 10, 8	10/10	250	10,000	Pass
10	12, 9, 7	10/10	250	10,000	Pass
11	12, 9, 8b, 4, 3, 5	10/10	250	10,000	Pass
12	14	10/10	250	10,000	Pass
13	15, 9, 8	10/10	250	5,000	Pass
14	13, 11, 4, 3, 5	10/10	250	10,000	Pass

MAN WELDING SERVICES, INC

Company Mechanose Date 9-17-18

Lease B. Berg 34177 WAPP Fed (oil) County Lea

Drilling Contractor Partners 212 Plug & Drill Pipe Size XT 39

Accumulator Pressure: 3000 Manifold Pressure: 1500 Annular Pressure: 1200

Accumulator Function Test - OO&GO#2

To Check - **USABLE FLUID IN THE NITROGEN BOTTLES** (III.A.2.c.i. or ii or iii)

- Make sure all rams and annular are open and if applicable HCR is closed.
- Ensure accumulator is pumped up to working pressure! (Shut off all pumps)
- 1. Open HCR Valve. (If applicable)
- 2. Close annular.
- 3. Close all pipe rams.
- 4. Open one set of the pipe rams to simulate closing the blind ram.
- 5. For 3 ram stacks, open the annular to achieve the 50+ % safety factor. (5M and greater systems).
- 6. Record remaining pressure 1050 psi. Test fails if pressure is lower than required.
 - a. {950 psi for a 1500 psi system} b. {1200 psi for a 2000 & 3000 psi system }
- 7. If annular is closed, open it at this time and close HCR.

To Check - **PRECHARGE ON BOTTLES OR SPHERICAL** (III.A.2.d)

- Start with manifold pressure at, or above, maximum acceptable pre-charge pressure:
 - a. {800 psi for a 1500 psi system} b. {1100 psi for 2000 and 3000 psi system}
- 1. Open bleed line to the tank, slowly. (gauge needle will drop at the lowest bottle pressure)
- 2. Close bleed line. Barely bump electric pump and see what pressure the needle jumps up to.
- 3. Record pressure drop 950 psi. Test fails if pressure drops below minimum.
- Minimum: a. {700 psi for a 1500 psi system} b. {900 psi for a 2000 & 3000 psi system}

To Check - **THE CAPACITY OF THE ACCUMULATOR PUMPS** (III.A.2.f)

- Isolate the accumulator bottles or spherical from the pumps & manifold.
- Open the bleed off valve to the tank, {manifold psi should go to 0 psi} - close bleed valve:
- 1. Open the HCR valve, {if applicable}
- 2. Close annular
- 3. With pumps only, time how long it takes to regain the required manifold pressure.
- 4. Record elapsed time 1 min 15 Test fails if it takes over 2 minutes.
 - a. {950 psi for a 1500 psi system} b. {1200 psi for a 2000 & 3000 psi system}