

NO. OF COPIES RECEIVED		
DISTRIBUTION		
SANTA FE		
FILE		
U.S.G.S.		
LAND OFFICE		
TRANSPORTER	OIL	
	GAS	
OPERATOR		
PRORATION OFFICE		

NEW MEXICO OIL CONSERVATION COMMISSION
REQUEST FOR ALLOWABLE
AND
AUTHORIZATION TO TRANSPORT OIL AND NATURAL GAS

Form C-104
Supersedes Old C-104 and C-110
Effective 1-1-65

Operator Cabot Petroleum Corporation	
Address P. O. Box 5001, Pampa, Texas 79065	
Reason(s) for filing (Check proper box)	Other (Please explain)
New Well <input type="checkbox"/>	Change in Transporter of:
Recompletion <input type="checkbox"/>	Oil <input type="checkbox"/> Dry Gas <input type="checkbox"/>
Change in Ownership <input checked="" type="checkbox"/>	Casinghead Gas <input type="checkbox"/> Condensate <input type="checkbox"/>

If change of ownership give name and address of previous owner Cabot Corporation, P. O. Box 5001, Pampa, Texas 79065

I. DESCRIPTION OF WELL AND LEASE				
Lease Name New Mexico "T" State	Well No. 2	Pool Name, Including Formation Baum (Upper Penn)	Kind of Lease State, Federal or Fee State	Lease No. K-3657
Location				
Unit Letter E ; 660 Feet From The West Line and 1980 Feet From The North				
Line of Section 4 Township 14-S Range 33-E , NMPM, Lea County				


II. DESIGNATION OF TRANSPORTER OF OIL AND NATURAL GAS						
Name of Authorized Transporter of Oil <input checked="" type="checkbox"/> or Condensate <input type="checkbox"/>	Address (Give address to which approved copy of this form is to be sent)					
Texas - New Mexico Pipe Line Company	P. O. Box 1510, Midland, Texas 79702					
Name of Authorized Transporter of Casinghead Gas <input checked="" type="checkbox"/> or Dry Gas <input type="checkbox"/>	Address (Give address to which approved copy of this form is to be sent)					
Warren Petroleum Corporation	P. O. Box 1589 Tulsa, Okla. 74102					
If well produces oil or liquids, give location of tanks.	Unit 0	Sec. 32	Twp. 13-S	Rge. 33-E	Is gas actually connected? Yes	When 5-17-69

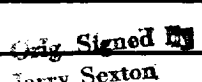
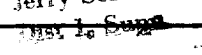
If this production is commingled with that from any other lease or pool, give commingling order number:

III. COMPLETION DATA								
Designate Type of Completion - (X)	Oil Well	Gas Well	New Well	Workover	Deepen	Plug Back	Same Resv.	Diff. Resv.
Date Spudded	Date Compl. Ready to Prod.		Total Depth		P.B.T.D.			
Elevations (DF, RKB, RT, GR, etc.)	Name of Producing Formation		Top Oil/Gas Pay		Tubing Depth			
Perforations					Depth Casing Shoe			
TUBING, CASING, AND CEMENTING RECORD								
HOLE SIZE	CASING & TUBING SIZE		DEPTH SET		SACKS CEMENT			

IV. TEST DATA AND REQUEST FOR ALLOWABLE OIL WELL		(Test must be after recovery of total volume of load oil and must be equal to or exceed top allowable for this depth or be for full 24 hours)	
Date First New Oil Run To Tanks	Date of Test	Producing Method (Flow, pump, gas lift, etc.)	
Length of Test	Tubing Pressure	Casing Pressure	Choke Size
Actual Prod. During Test	Oil - Bbls.	Water - Bbls.	Gas - MCF

GAS WELL			
Actual Prod. Test - MCF/D	Length of Test	Bbls. Condensate/MMCF	Gravity of Condensate
Testing Method (pilot, back pr.)	Tubing Pressure (Shut-in)	Casing Pressure (Shut-in)	Choke Size

I. CERTIFICATE OF COMPLIANCE	
I hereby certify that the rules and regulations of the Oil Conservation Commission have been complied with and that the information given above is true and complete to the best of my knowledge and belief.	
 Agent	
(Title)	
October 27, 1981	
(Date)	

OIL CONSERVATION COMMISSION	
APPROVED DEC 1 1981, 19	
BY  Jerry Sexton	
TITLE 	
This form is to be filed in compliance with RULE 1104.	
If this is a request for allowable for a newly drilled or deepened well, this form must be accompanied by a tabulation of the deviation tests taken on the well in accordance with RULE 111.	
All sections of this form must be filled out completely for allowable on new and recompleted wells.	
Fill out only Sections I, II, III, and VI for changes of owner, well name or number, or transporter, or other such change of condition.	
Separate Forms C-104 must be filed for each pool in multiply	

RECEIVED

NOV 29 1981

FISH CONSERVATION DIV.