

# Yates Petroleum Corporation

105 S. Fourth Street  
Artesia, NM 88210

## Hydrogen Sulfide (H<sub>2</sub>S) Contingency Plan

For

HOBBS OCD


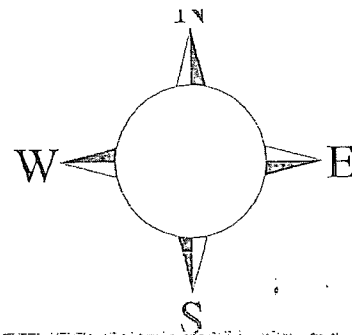
JUN 12 2013

Fearless BSF Federal Com. #1H  
2440' FSL and 2200' FEL  
Section 23, T25S-R32E  
Lea County, New Mexico

RECEIVED

## Fearless BSF Federal Com. #1H

This is an open drilling site. H<sub>2</sub>S monitoring equipment and emergency response equipment will be used within 500' of zones known to contain H<sub>2</sub>S, including warning signs, wind indicators and H<sub>2</sub>S monitor.



Assumed 100 ppm ROE = 3000'  
100 ppm H<sub>2</sub>S concentration shall trigger activation of this plan.

## Emergency Procedures

In the case of a release of gas containing H<sub>2</sub>S, the first responder(s) must isolate the area and prevent entry by other persons into the 100 ppm ROE. Additionally the first responder(s) must evacuate any public places encompassed by the 100 ppm ROE. First responder(s) must take care not to injure themselves during this operation. Company and/or local officials must be contacted to aid in this operation. Evacuation of the public should be beyond the 100 ppm ROE.

All responders must have training in the detection of H<sub>2</sub>S, measures for protection against the gas, equipment used for protection and emergency response. Additionally, responders must be equipped with H<sub>2</sub>S monitors and air packs in order to control the release. Use the “buddy system” to ensure no injuries during the response.

## Ignition of Gas Source

Should control of the well be considered lost and ignition considered, take care to protect against exposure to Sulfur Dioxide (SO<sub>2</sub>). Intentional ignition must be coordinated with the NMOCD and local officials. Additionally the NM State Police may become involved. NM State Police shall be the Incident Command on scene of any major release. Take care to protect downwind whenever there is an ignition of the gas

## Characteristics of H<sub>2</sub>S and SO<sub>2</sub>

Common Name	Chemical Formula	Specific Gravity	Threshold Limit	Hazardous Limit	Lethal Concentration
Hydrogen Sulfide	H <sub>2</sub> S	1.189 Air = 1	10 ppm	100 ppm/hr	600 ppm
Sulfur Dioxide	SO <sub>2</sub>	2.21 Air = 1	2 ppm	N/A	1000 ppm

## Contacting Authorities

YPC personnel must liaison with local and state agencies to ensure a proper response to a major release. Additionally, the OCD must be notified of the release as soon as possible but no later than 4 hours. Agencies will ask for information such as type and volume of release, wind direction, location of release, etc. Be prepared with all information available. The following call list of essential and potential responders has been prepared for use during a release. YPC Company response must be in coordination with the State of New Mexico’s ‘Hazardous Materials Emergency Response Plan’ (HMER)

## ***Yates Petroleum Corporation Phone Numbers***

---

YPC Office .....	(575) 748-1471
Pinson McWhorter/Operations Manager .....	(575) 748-4189
Wade Bennett/Prod Superintendent .....	(575) 748-4236
LeeRoy Richards/Assistant Prod Superintendent .....	(575) 748-4228
Mike Larkin/Drilling .....	(575) 748-4222
Paul Hanes/Prod. Foreman/Roswell .....	(575) 624-2805
Tim Bussell/Drilling Superintendent .....	(575) 748-4221
Artesia Answering Service .....	(575) 748-4302
(During non-office hours)	

### **Agency Call List**

#### **Lea County (575)**

##### **Jal**

State Police .....	827-7130 Eunice
City Police.....	395-2501
Sheriff's Office .....	395-2121
Ambulance .....	911
Fire Department .....	395-2221
NMOCD.....	393-6161 Hobbs

##### **Hobbs**

State Police .....	392-5588
City Police.....	397-9265
Sheriff's Office.....	397-9262
Ambulance .....	911
Fire Department .....	397-9308
LEPC (Local Emergency Planning Committee).....	887-3798

US Bureau of Land Management .....	887-6544 Carlsbad
New Mexico Emergency Response Commission (Santa Fe) .....	(505) 476-9600
24 HR .....	(505) 827-9126
New Mexico State Emergency Operations Center .....	(505) 476-9635
National Emergency Response Center (Washington, DC) .....	...(800) 424-8802

##### **Other**

Boots & Coots IWC .....	1-800-256-9688 or (281) 931-8884
Cudd Pressure Control.....	(915) 699-0139 or (915) 563-3356
Halliburton .....	(575) 746-2757
B. J. Services.....	(575) 746-3569

Flight For Life -4000 24th St, Lubbock, TX .....	(806) 743-9911
Aerocare -Rr 3 Box 49f, Lubbock, TX .....	(806) 747-8923
Med Flight Air Amb 2301 Yale Blvd SE #D3, Albuq, NM .....	(505) 842-4433
S B Air Med Svc 2505 Clark Carr Loop SE, Albuq, NM .....	(505) 842-4949

## Yates Petroleum Corporation

### Hydrogen Sulfide Drilling Operation Plan

#### I. HYDROGEN SULFIDE TRAINING

All personnel, whether regularly assigned, contracted, or employed on an unscheduled basis, will receive training from a qualified instructor in the following areas prior to commencing drilling operations on this well:

1. The hazards and characteristics of hydrogen sulfide (H<sub>2</sub>S).
2. The proper use and maintenance of personal protective equipment and life support systems.
3. The proper use of H<sub>2</sub>S detectors, alarms, warning systems, briefing areas, evacuation procedures, and prevailing winds.
4. The proper techniques for first aid and rescue procedures.

In addition, supervisory personnel will be trained in the following areas:

1. The effects of H<sub>2</sub>S on metal components. If high tensile tubular are to be used, personnel well be trained in their special maintenance requirements.
2. Corrective action and shut-in procedures when drilling or reworking a well and blowout prevention and well control procedures.
3. The contents and requirements of the H<sub>2</sub>S Drilling Operations Plan and H<sub>2</sub>S Contingency Plan.

There will be an initial training session just prior to encountering a known or probable H<sub>2</sub>S zone (within 3 days or 500 feet) and weekly H<sub>2</sub>S and well control drills for all personnel in each crew. The initial training session shall include a review of the site specific H<sub>2</sub>S Drilling Operation Plan and the H<sub>2</sub>S Contingency Plan. **The location of this well does not require a Public Protection Plan.**

## II. H2S SAFETY EQUIPMENT AND SYSTEMS

NOTE: All H2S safety equipment and systems will be installed, tested, and operational when drilling reaches a depth of 500 feet above, or three days prior to penetrating the first zone containing or reasonably expected to contain H2S.

### 1. Well Control Equipment:

- A. Flare line
- B. Choke manifold *w/remotely operated choke*
- C. Blind rams and pipe rams to accommodate all pipe sizes with properly sized closing unit
- D. Auxiliary equipment may include if applicable: annular preventer & rotating head.

### 2. Protective equipment for essential personnel:

- A. Mark II Survive Air (or equivalent) 30-minute units located in the doghouse and at briefing areas, as indicated on well site diagram.

### 3. H2S detection and monitoring equipment:

- A. 3 portable H2S monitors positioned at: Shale Shaker, Bell Nipple, and Rig Floor. These units have warning lights and audible sirens when H2S levels of 10 PPM are reached.

### 4. Visual warning systems:

- A. Wind direction indicators as shown on well site diagram (attached).
- B. Caution/Danger signs (attached) shall be posted on roads providing direct access to location. Signs will be painted with high visibility yellow with black lettering of a sufficient size to be readable at a reasonable distance from the immediate location. Bilingual signs will be used, when appropriate. See example attached.

### 5. Mud program:

- A. The mud program has been designed to minimize the volume of H2S circulated to the surface. Proper mud weight, safe drilling practices and the use of H2S scavengers will minimize hazards when penetrating H2S bearing zones.

### 6. Metallurgy:

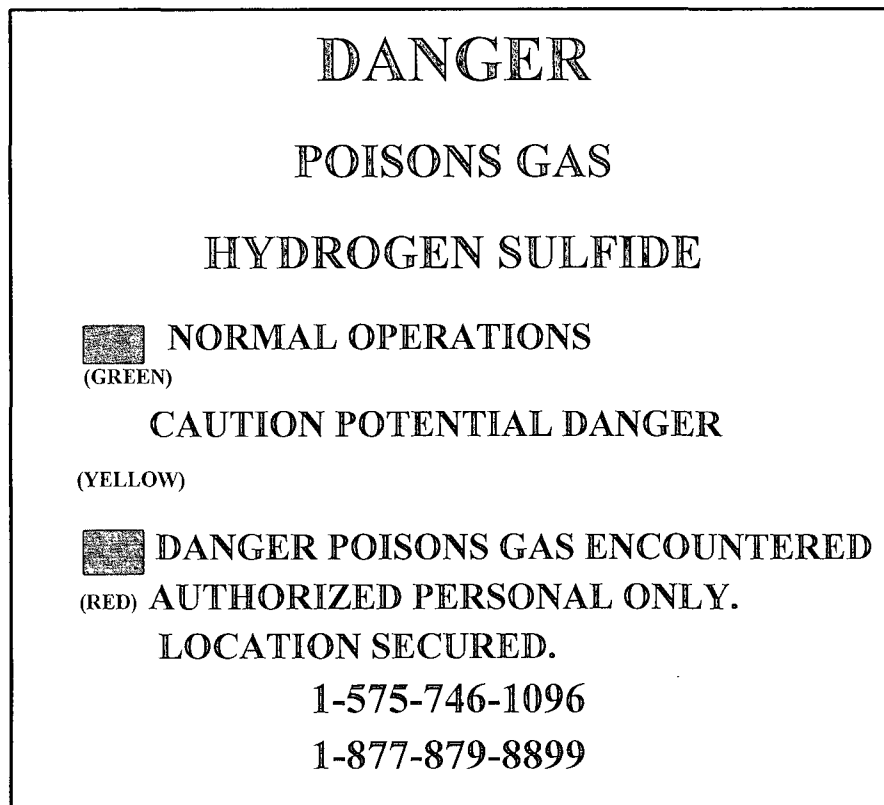
- A. All drill strings, casings, tubing, wellhead, blowout preventer, drilling spool, kill lines, choke manifold and lines, and valves shall be suitable for H2S service.
- B. All elastomers used for packing and seals shall be H2S trim.

**7. Communication:**

- A. Cellular communications in company vehicles.
- B. Land line (telephone) communication at the Office.

**8. Well testing:**

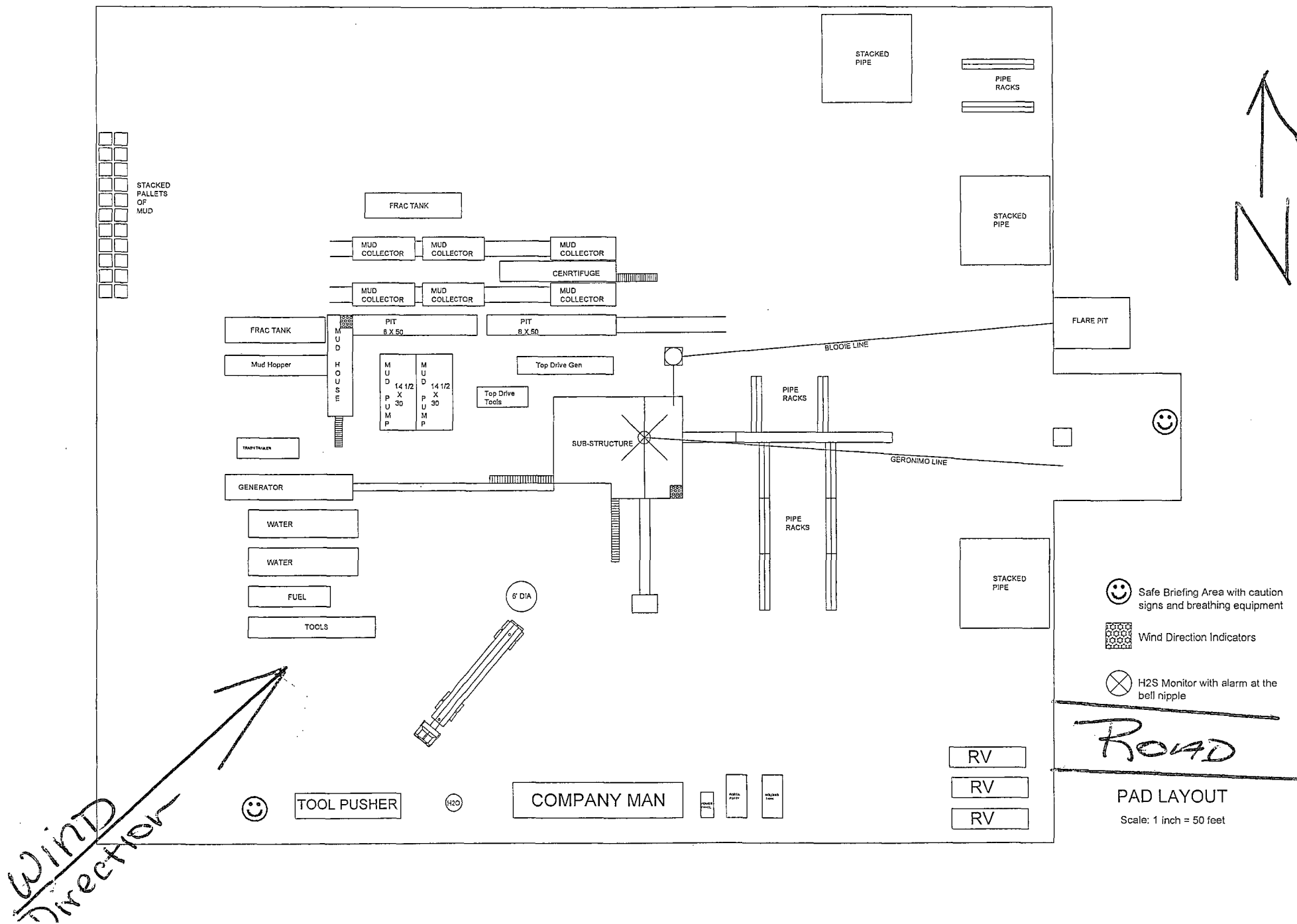
- A. There will be no drill stem testing.

**EXHIBIT**

EDDY COUNTY EMERGENCY NUMBERS  
ARTESIA FIRE DEPT. 575-746-5050  
ARTESIA POLICE DEPT. 575-746-5000  
EDDY CO. SHERIFF DEPT. 575-746-9888

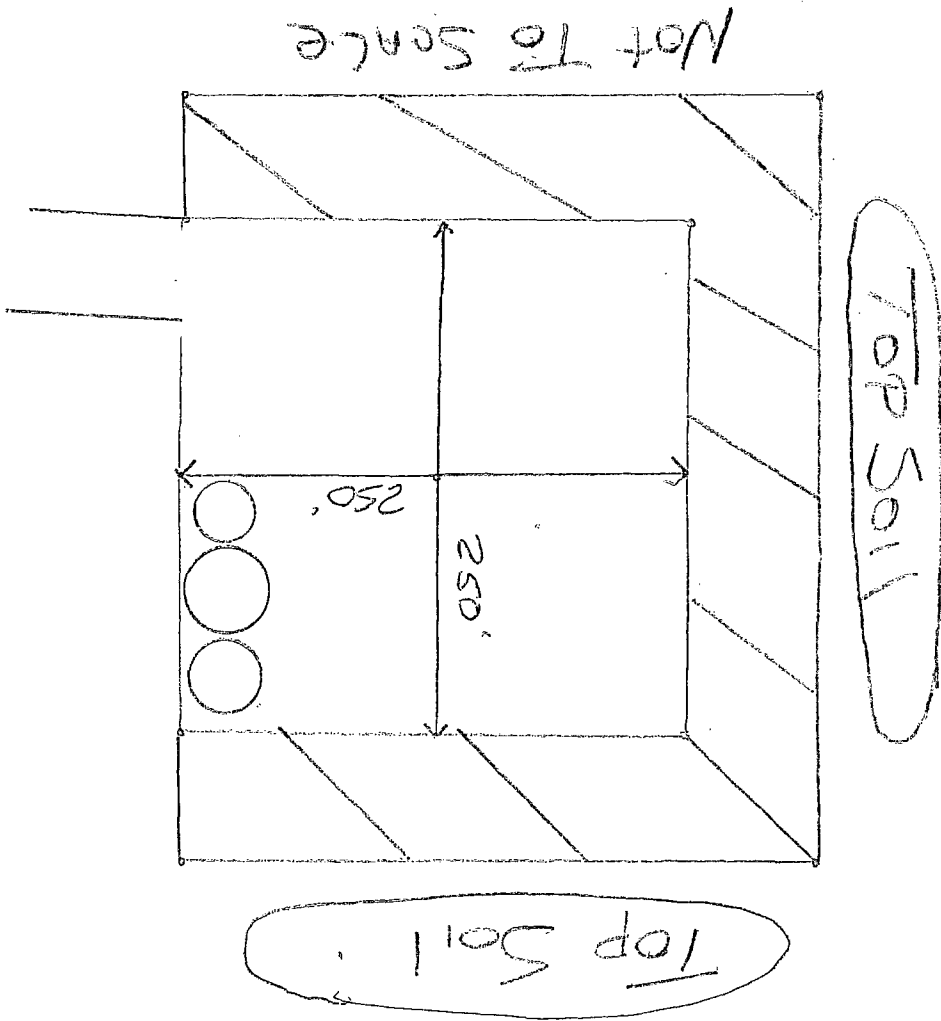
LEA COUNTY EMERGENCY NUMBERS  
HOBBS FIRE DEPT. 575-397-9308  
HOBBS POLICE DEPT. 575-397-9285  
LEA CO. SHERIFF DEPT. 575-396-1196

# YATES PETROLEUM CORPORATION





# Reclamation PLAT



Final Reclamation  
May look Different  
than This Plat.

