

JAN 29 2014

RECEIVED

- 1 All Company and Contract personnel admitted on location must be trained by a qualified H₂S safety instructor to the following:
 - A. Characteristics of H₂S
 - B. Physical effects and hazards
 - C. Principal and operation of H₂S detectors, warning system and briefing areas.
 - D. Evacuation procedure, routes and first aid.
 - E. Proper use of safety equipment & life support systems
 - F. Essential personnel meeting Medical Evaluation criteria will receive additional training on the proper use of 30 minute pressure demand air packs.
- 2 H₂S Detection and Alarm Systems:
 - A. H₂S sensors/detectors to be located on the drilling rig floor, in the base of the sub structure/cellar area, on the mud pits in the shale shaker area. Additional H₂S detectors may be placed as deemed necessary.
 - B. An audio alarm system will be installed on the derrick floor and in the top doghouse.
- 3 Windsock and/or wind streamers:
 - A. Windsock at mudpit area should be high enough to be visible.
 - B. Windsock on the rig floor and / or top doghouse should be high enough to be visible.
- 4 Condition Flags and Signs
 - A. Warning sign on access road to location.
 - B. Flags to be displayed on sign at entrance to location. Green flag indicates normal safe condition. Yellow flag indicates potential pressure and danger. Red flag indicates danger (H₂S present in dangerous concentration). Only H₂S trained and certified personnel admitted to location.
- 5 Well control equipment:
 - A. See exhibit "E-1"
- 6 Communication:
 - A. While working under masks chalkboards will be used for communication.
 - B. Hand signals will be used where chalk board is inappropriate.
 - C. Two way radio will be used to communicate off location in case of emergency help is required. In most cases cellular telephones will be available at most drilling foreman's trailer or living quarters.
- 7 Drillstem Testing:

No DSTs or cores are planned at this time.
- 8 Drilling contractor supervisor will be required to be familiar with the effects H₂S has on tubular goods and other mechanical equipment.
- 9 If H₂S is encountered, mud system will be altered if necessary to maintain control of formation. A mud gas separator will be brought into service along with H₂S scavengers if necessary.

FEB 03 2014

H₂S Contingency Plan
Maduro Unit #10H
Cimarex Energy Co.
UL: C, Sec. 29, 19S, 33E
Lea Co., NM

Emergency Procedures

In the event of a release of gas containing H₂S, the first responder(s) must:

- « Isolate the area and prevent entry by other persons into the 100 ppm ROE.
- « Evacuate any public places encompassed by the 100 ppm ROE.
- « Be equipped with H₂S monitors and air packs in order to control the release.
- « Use the "buddy system" to ensure no injuries occur during the response.
- « Take precautions to avoid personal injury during this operation.
- « Contact operator and/or local officials to aid in operation. See list of phone numbers attached.
- « Have received training in the:
 - Detection of H₂S, and
 - Measures for protection against the gas,
 - Equipment used for protection and emergency response.

Ignition of Gas Source

Should control of the well be considered lost and ignition considered, take care to protect against exposure to Sulfur Dioxide (SO₂). Intentional ignition must be coordinated with the NMOCD and local officials. Additionally, the NM State Police may become involved. NM State Police shall be the Incident Command on scene of any major release. Take care to protect downwind whenever there is an ignition of the gas.

Characteristics of H₂S and SO₂

Common Name	Chemical Formula	Specific Gravity	Threshold Limit	Hazardous Limit	Lethal Concentration
Hydrogen Sulfide	H ₂ S	1.189 Air=1	10 ppm	100 ppm/hr	600 ppm
Sulfur Dioxide	SO ₂	2.21 Air=1	2 ppm	N/A	1000 ppm

Contacting Authorities

Cimarex Energy Co. of Colorado's personnel must liaise with local and state agencies to ensure a proper response to a major release. Additionally, the OCD must be notified of the release as soon as possible but no later than 4 hours. Agencies will ask for information such as type and volume of release, wind direction, location of release, etc. Be prepared with all information available including directions to site. The following call list of essential and potential responders has been prepared for use during a release. Cimarex Energy Co. of Colorado's response must be in coordination with the State of New Mexico's "Hazardous Materials Emergency Response Plan" (HMER).

H₂S Contingency Plan Emergency Contacts

Maduro Unit #10H

Cimarex Energy Co.

UL: C, Sec. 29, 19S, 33E

Lea Co., NM

Company Office

Cimarex Energy Co. of Colorado	800-969-4789
Co. Office and After-Hours Menu	

Key Personnel

Name	Title	Office	Mobile
Larry Seigrist	Drilling Manager	432-620-1934	580-243-8485
Doug McQuitty	Drilling Superintendent	432-620-1933	806-640-2605
Scott Lucas	Drilling Superintendent	432-620-1989	432-894-5572
Conner Cromeens	Construction Foreman		432-270-0313
Roy Shirley	Construction Superintendent		432-634-2136

Artesia

Ambulance	911
State Police	575-746-2703
City Police	575-746-2703
Sheriff's Office	575-746-9888
Fire Department	575-746-2701
Local Emergency Planning Committee	575-746-2122
New Mexico Oil Conservation Division	575-748-1283

Carlsbad

Ambulance	911
State Police	575-885-3137
City Police	575-885-2111
Sheriff's Office	575-887-7551
Fire Department	575-887-3798
Local Emergency Planning Committee	575-887-6544
US Bureau of Land Management	575-887-6544

Santa Fe

New Mexico Emergency Response Commission (Santa Fe)	505-476-9600
New Mexico Emergency Response Commission (Santa Fe) 24 Hrs	505-827-9126
New Mexico State Emergency Operations Center	505-476-9635

National

National Emergency Response Center (Washington, D.C.)	800-424-8802
---	--------------

Medical

Flight for Life - 4000 24th St.; Lubbock, TX	806-743-9911
Aerocare - R3, Box 49F; Lubbock, TX	806-747-8923
Med Flight Air Amb - 2301 Yale Blvd S.E., #D3; Albuquerque, NM	505-842-4433
SB Air Med Service - 2505 Clark Carr Loop S.E.; Albuquerque, NM	505-842-4949

Other

Boots & Coots IWC	800-256-9688	or	281-931-8884
Cudd Pressure Control	432-699-0139	or	432-563-3356
Halliburton	575-746-2757		
B.J. Services	575-746-3569		

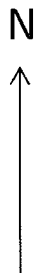
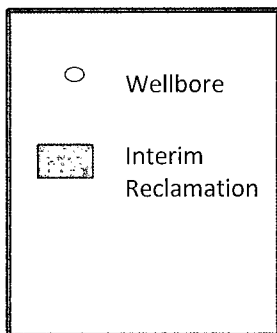
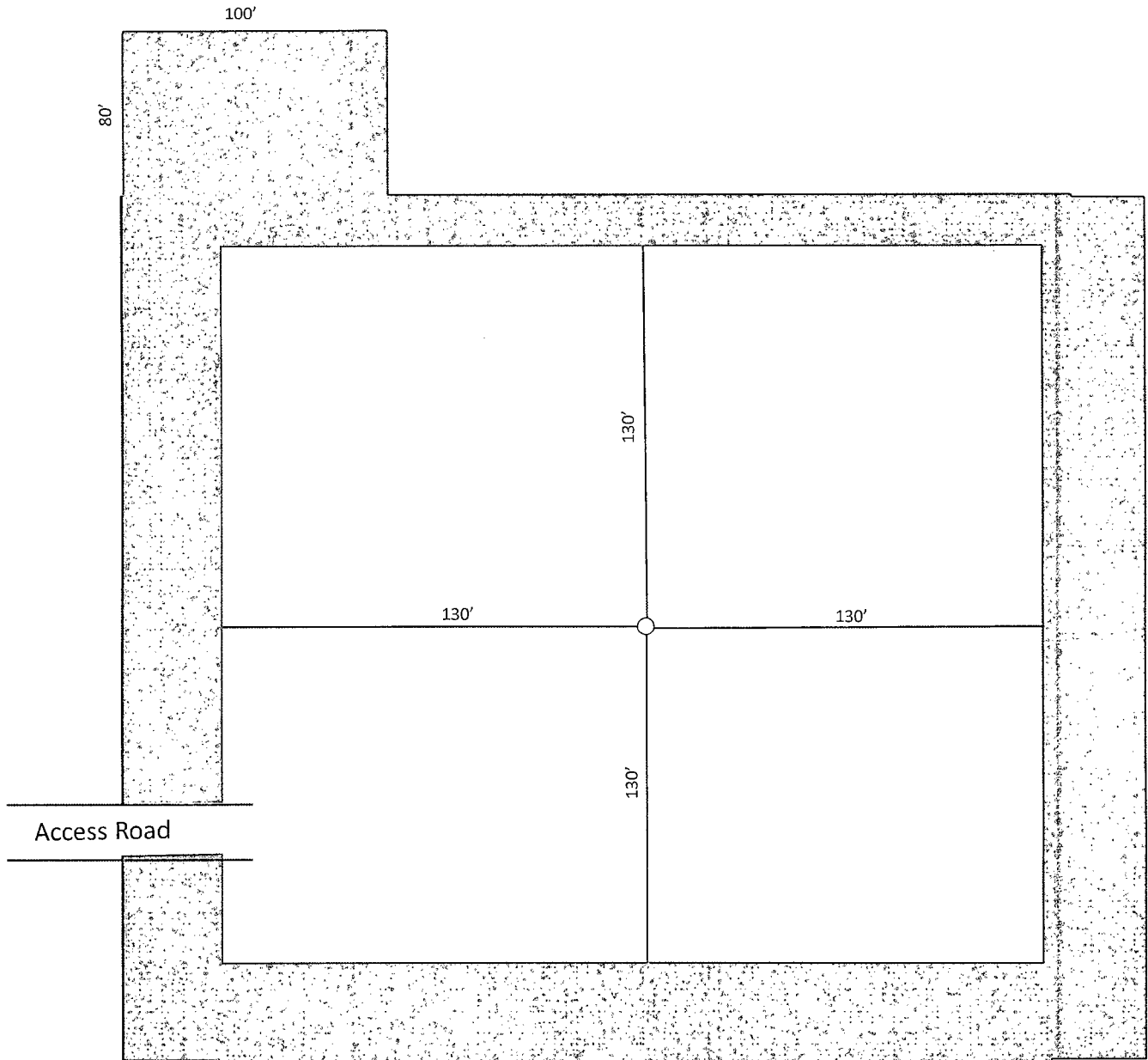


Exhibit D-1
Interim Reclamation Diagram
Maduro Unit No. 10H
Cimarex Energy Co. of Colorado
SHL 29-19S-33E; 330 FNL & 1980 FWL
BHL 32-19S-33E; 2310 FNL & 1980 FWL
Lea County, NM