



30-025-41978

HOBBS OCD

JUL 18 2014

RECEIVED

**Devon Energy Center  
333 West Sheridan Avenue  
Oklahoma City, Oklahoma 73102-5010**

# **Hydrogen Sulfide (H<sub>2</sub>S) Contingency Plan**

**For**

**Gaucha Unit 20H**

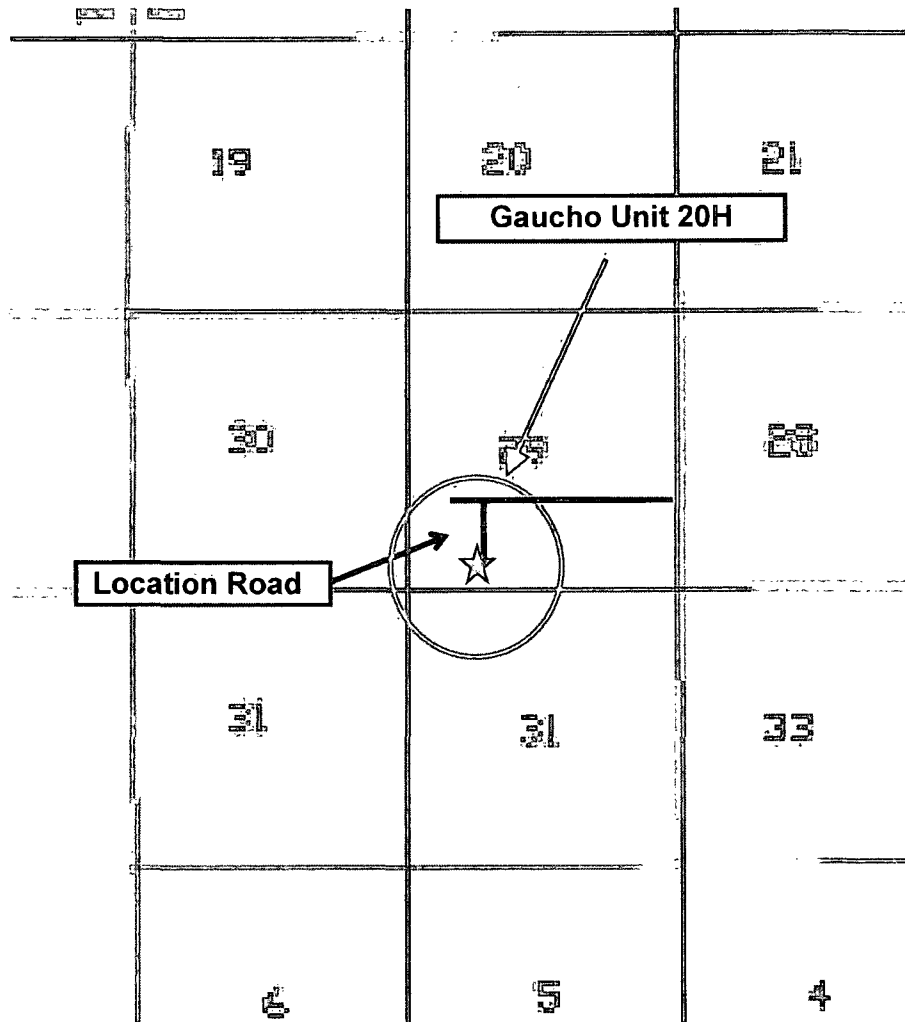
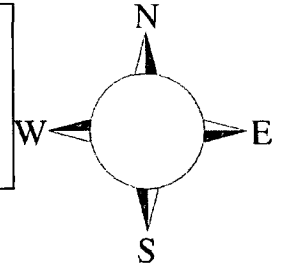
**Sec-29, T-22S R-34E  
200' FSL & 1500' FWL,  
LAT. = 32.3559701'N (NAD83)  
LONG = 103.4958255'W**

**Lea County NM**

JUL 25 2014

## Gaucha Unit 20H

This is an open drilling site. H<sub>2</sub>S monitoring equipment and emergency response equipment will be used within 500' of zones known to contain H<sub>2</sub>S, including warning signs, wind indicators and H<sub>2</sub>S monitor.



Assumed 100 ppm 3000' ( )  
100 ppm H<sub>2</sub>S concentration shall trigger activation of this plan.

### Escape

Crews shall escape upwind of escaping gas in the event of an emergency release of gas. Escape can be facilitated from the location entrance road, West then Northwest on lease road. Crews should then block entrance to the location from the lease road so as not to allow anyone traversing into a hazardous area. The blockade should be at a safe distance outside of the ROE. There are no homes or buildings in or near the ROE.

**Assumed 100 ppm ROE = 3000'**

**100 ppm H<sub>2</sub>S concentration shall trigger activation of this plan.**

### **Emergency Procedures**

**In the event of a release of gas containing H<sub>2</sub>S, the first responder(s) must**

- **Isolate the area and prevent entry by other persons into the 100 ppm ROE.**
- **Evacuate any public places encompassed by the 100 ppm ROE.**
- **Be equipped with H<sub>2</sub>S monitors and air packs in order to control the release.**
- **Use the “buddy system” to ensure no injuries occur during the response**
- **Take precautions to avoid personal injury during this operation.**
- **Contact operator and/or local officials to aid in operation. See list of phone numbers attached.**
- **Have received training in the**
  - **Detection of H<sub>2</sub>S, and**
  - **Measures for protection against the gas,**
  - **Equipment used for protection and emergency response.**

### **Ignition of Gas Source**

Should control of the well be considered lost and ignition considered, take care to protect against exposure to Sulfur Dioxide (SO<sub>2</sub>). Intentional ignition must be coordinated with the NMOCD and local officials. Additionally the NM State Police may become involved. NM State Police shall be the Incident Command on scene of any major release. Take care to protect downwind whenever there is an ignition of the gas

### **Characteristics of H<sub>2</sub>S and SO<sub>2</sub>**

<b>Common Name</b>	<b>Chemical Formula</b>	<b>Specific Gravity</b>	<b>Threshold Limit</b>	<b>Hazardous Limit</b>	<b>Lethal Concentration</b>
<b>Hydrogen Sulfide</b>	<b>H<sub>2</sub>S</b>	<b>1.189 Air = 1</b>	<b>10 ppm</b>	<b>100 ppm/hr</b>	<b>600 ppm</b>
<b>Sulfur Dioxide</b>	<b>SO<sub>2</sub></b>	<b>2.21 Air = 1</b>	<b>2 ppm</b>	<b>N/A</b>	<b>1000 ppm</b>

## **Contacting Authorities**

Devon Energy Corp. personnel must liaison with local and state agencies to ensure a proper response to a major release. Additionally, the OCD must be notified of the release as soon as possible but no later than 4 hours. Agencies will ask for information such as type and volume of release, wind direction, location of release, etc. Be prepared with all information available. The following call list of essential and potential responders has been prepared for use during a release. Devon Energy Corp. Company response must be in coordination with the State of New Mexico's 'Hazardous Materials Emergency Response Plan' (HMER)

## **Hydrogen Sulfide Drilling Operation Plan**

### **I. HYDROGEN SULFIDE (H<sub>2</sub>S) TRAINING**

All personnel, whether regularly assigned, contracted, or employed on an unscheduled basis, will receive training from a qualified instructor in the following areas prior to commencing drilling operations on this well:

1. The hazards and characteristics of hydrogen sulfide (H<sub>2</sub>S)
2. The proper use and maintenance of personal protective equipment and life support systems.
3. The proper use of H<sub>2</sub>S detectors, alarms, warning systems, briefing areas, evacuation procedures, and prevailing winds.
4. The proper techniques for first aid and rescue procedures.

In addition, supervisory personnel will be trained in the following areas:

1. The effects of H<sub>2</sub>S metal components. If high tensile tubular are to be used, personnel will be trained in their special maintenance requirements.
2. Corrective action and shut-in procedures when drilling or reworking a well and blowout prevention and well control procedures.
3. The contents and requirements of the H<sub>2</sub>S Drilling Operations Plan and Public Protection Plan.

There will be an initial training session just prior to encountering a known or probable H<sub>2</sub>S zone (within 3 days or 500 feet) and weekly H<sub>2</sub>S and well control drills for all personnel in each crew. The initial training session shall include a review of the site specific H<sub>2</sub>S Drilling Operations Plan and the Public Protection Plan.

## **II. HYDROGEN SULFIDE TRAINING**

Note: All H<sub>2</sub>S safety equipment and systems will be installed, tested, and operational when drilling reaches a depth of 500 feet above, or three days prior to penetrating the first zone containing or reasonable expected to contain H<sub>2</sub>S.

### **1. Well Control Equipment**

- A. Flare line
- B. Choke manifold – With Remotely Operated Choke
- C. Blind rams and pipe rams to accommodate all pipe sizes with properly sized closing unit
- D. Auxiliary equipment may include if applicable: annular preventer and rotating head.
- E. Mud/Gas Separator

### **2. Protective equipment for essential personnel:**

- A. 30-minute SCBA units located in the doghouse and at briefing areas, as indicated on well site diagram. As it may be difficult to communicate audibly while wearing these units, hand signals shall be utilized.

### **3. H<sub>2</sub>S detection and monitoring equipment:**

- A. Portable H<sub>2</sub>S monitors positioned on location for best coverage and response. These units have warning lights and audible sirens when H<sub>2</sub>S levels of 20 PPM are reached. These units are usually capable of detecting SO<sub>2</sub>, which is a byproduct of burning H<sub>2</sub>S.

### **4. Visual warning systems:**

- A. Wind direction indicators as shown on well site diagram
- B. Caution/ Danger signs shall be posted on roads providing direct access to locations. Signs will be painted a high visibility yellow with black lettering of sufficient size to be reasonable distance from the immediate location. Bilingual signs will be used when appropriate.

**5. Mud program:**

- A. The mud program has been designed to minimize the volume of H<sub>2</sub>S circulated to surface. Proper mud weight, safe drilling practices and the use of H<sub>2</sub>S scavengers will minimize hazards when penetrating H<sub>2</sub>S bearing zones.

**6. Metallurgy:**

- A. All drill strings, casings, tubing, wellhead, blowout preventer, drilling spool, kill lines, choke manifold lines, and valves shall be H<sub>2</sub>S trim.
- B. All elastomers used for packing and seals shall be H<sub>2</sub>S trim.

**7. Communication:**

- A. Radio communications in company vehicles including cellular telephones and 2-way radio
- B. Land line (telephone) communications at Office

**8. Well testing:**

- A. Drill stem testing will be performed with a minimum number of personnel in the immediate vicinity, which are necessary to safety and adequately conduct the test. The drill stem testing will be conducted during daylight hours and formation fluids will not be flowed to the surface. All drill-stem-testing operations conducted in an H<sub>2</sub>S environment will use the closed chamber method of testing.
- B. There will be no drill stem testing.

## Devon Energy Corp. Company Call List

<u>Artesia (575)</u>	<u>Cellular</u>	<u>Office</u>	<u>Home</u>
Foreman – Robert Bell.....	748-7448 .....	748-0178 .....	746-2991
Asst. Foreman –Tommy Polly.....	748-5290.....	748-0165.....	748-2846
Don Mayberry.....	748-5235 .....	748-0164 .....	746-4945
Montral Walker .....	390-5182 .....	748-0193 .....	(936) 414-6246
Engineer – Marcos Ortiz.....	(405) 317-0666...	(405) 552-8152.....	(405) 381-4350

## Agency Call List

<u>Lea</u>	<b>Hobbs</b>	
<u>County</u>	Lea County Communication Authority .....	393-3981
<u>(575)</u>	State Police .....	392-5588
	City Police .....	397-9265
	Sheriff's Office .....	393-2515
	Ambulance .....	911
	Fire Department .....	397-9308
	LEPC (Local Emergency Planning Committee) .....	393-2870
	NMOCD.....	393-6161
	US Bureau of Land Management .....	393-3612

<u>Eddy</u>	<b>Carlsbad</b>	
<u>County</u>	State Police .....	885-3137
<u>(575)</u>	City Police .....	885-2111
	Sheriff's Office .....	887-7551
	Ambulance .....	911
	Fire Department .....	885-2111
	LEPC (Local Emergency Planning Committee).....	887-3798
	US Bureau of Land Management .....	887-6544
	NM Emergency Response Commission (Santa Fe) .....	(505) 476-9600
	24 HR .....	(505) 827-9126
	National Emergency Response Center (Washington, DC) ....	(800) 424-8802

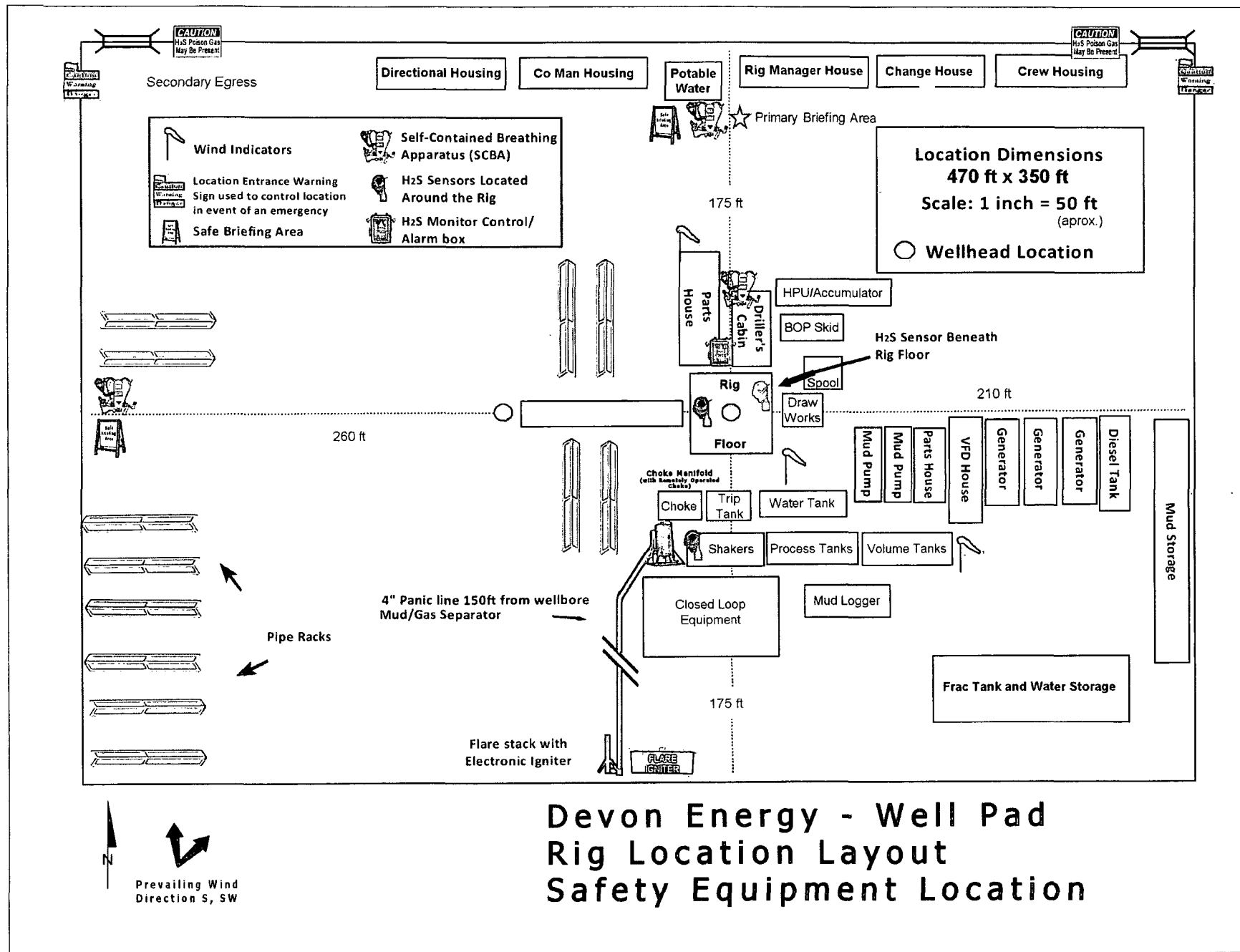
### **Emergency Services**

Boots & Coots IWC .....	(800)-256-9688 or (281) 931-8884
Cudd Pressure Control.....	(915) 699-0139 or (915) 563-3356
Halliburton .....	(575) 746-2757
B. J. Services.....	(575) 746-3569

<i>Give</i>	Native Air – Emergency Helicopter – Hobbs .....	(575) 392-6429
<i>GPS</i>	Flight For Life - Lubbock, TX .....	(806) 743-9911
<i>position:</i>	Aerocare - Lubbock, TX .....	(806) 747-8923
	Med Flight Air Amb - Albuquerque, NM .....	(575) 842-4433
	Lifeguard Air Med Svc. Albuquerque, NM .....	(575) 272-3115

Prepared in conjunction with  
Dave Small









## Proposed Interim Site Reclamation

Devon Energy Production Co.  
Gaucho Unit 20H  
200' FSL & 1500' FWL  
Sec. 29-T22S-R34E  
Lea County, NM



Proposed  
Reclamation  
Area



Scale: 1in = 60ft.

