

UNITED STATES
DEPARTMENT OF THE INTERIOR
BUREAU OF LAND MANAGEMENT

OCD Hobbs

FORM APPROVED
OMB NO. 1004-0135
Expires: July 31, 2010**SUNDRY NOTICES AND REPORTS ON WELLS**
*Do not use this form for proposals to drill or to re-enter an abandoned well. Use form 3160-3 (APD) for such proposals.***SUBMIT IN TRIPLICATE - Other instructions on reverse side.**

1. Type of Well <input checked="" type="checkbox"/> Oil Well <input type="checkbox"/> Gas Well <input type="checkbox"/> Other		5. Lease Serial No. NMNM128927
2. Name of Operator MEWBOURNE OIL COMPANY		6. If Indian, Allottee or Tribe Name
3a. Address HOBBS, NM 88241		7. If Unit or CA/Agreement, Name and/or No. NMNM125386A
3b. Phone No. (include area code) Ph: 575-393-5905		8. Well Name and No. RED HILLS WEST UNIT 007H
4. Location of Well (Footage, Sec., T., R., M., or Survey Description) Sec 10 T26S R32E NWNW 0330FNL 1150FWL 32.035065 N Lat, 103.400947 W Lon		9. API Well No. 30-025-41849-00-X1
		10. Field and Pool, or Exploratory JENNINGS
		11. County or Parish, and State LEA COUNTY, NM

12. CHECK APPROPRIATE BOX(ES) TO INDICATE NATURE OF NOTICE, REPORT, OR OTHER DATA

TYPE OF SUBMISSION	TYPE OF ACTION
<input type="checkbox"/> Notice of Intent	<input type="checkbox"/> Acidize
<input checked="" type="checkbox"/> Subsequent Report	<input type="checkbox"/> Deepen
<input type="checkbox"/> Final Abandonment Notice	<input type="checkbox"/> Fracture Treat
	<input type="checkbox"/> Production (Start/Resume)
	<input type="checkbox"/> Reclamation
	<input type="checkbox"/> Recomplete
	<input type="checkbox"/> Temporarily Abandon
	<input type="checkbox"/> Water Shut-Off
	<input type="checkbox"/> Well Integrity
	<input checked="" type="checkbox"/> Other
	<input type="checkbox"/> Well Spud
	<input type="checkbox"/> Convert to Injection
	<input type="checkbox"/> Plug Back
	<input type="checkbox"/> Water Disposal

13. Describe Proposed or Completed Operation (clearly state all pertinent details, including estimated starting date of any proposed work and approximate duration thereof. If the proposal is to deepen directionally or recompleat horizontally, give subsurface locations and measured and true vertical depths of all pertinent markers and zones. Attach the Bond under which the work will be performed or provide the Bond No. on file with BLM/BIA. Required subsequent reports shall be filed within 30 days following completion of the involved operations. If the operation results in a multiple completion or recompleat in a new interval, a Form 3160-4 shall be filed once testing has been completed. Final Abandonment Notices shall be filed only after all requirements, including reclamation, have been completed, and the operator has determined that the site is ready for final inspection.)

05/26/14 Spud 17 1/2" hole. Ran 1075' of 13 3/8" 48# H40 ST&C csg. Cemented with 700 sks Lite Class C w/additives. Mixed @ 13.5 #/g w/1.74 yd. Tail-w/200 sks Class C w/1% CaCl2. Mixed 14.8#/g w/1.33 yd. Plug down 10:00 P.M. 05/27/14. Circ 242 sks of cement to pit. At 11:00 P.M. 05/28/14, tested csg & BOPE to 1250# for 30 mins, held OK. WOC. Drilled out with 12 1/4" bit.

Chart & schematic attached.

Bond on file: NM1693 nationwide & NMB000919

HOBBS OCD

JUL 18 2014

RECEIVED

14. I hereby certify that the foregoing is true and correct.	
Electronic Submission #249364 verified by the BLM Well Information System For MEWBOURNE OIL COMPANY, sent to the Hobbs Committed to AFMSS for processing by CATHY QUEEN on 06/12/2014 (14CQ0101SE)	
Name (Printed/Typed) JACKIE LATHAN	Title AUTHORIZED REPRESENTATIVE
Signature (Electronic Submission)	Date 06/12/2014
THIS SPACE FOR FEDERAL OR STATE OFFICE USE	
Approved By	Title
Conditions of approval, if any, are attached. Approval of this notice does not warrant or certify that the applicant holds legal or equitable title to those rights in the subject lease which would entitle the applicant to conduct operations thereon.	Office
Title 18 U.S.C. Section 1001 and Title 43 U.S.C. Section 1212, make it a crime for any person knowingly and willfully to make to any department or agency of the United States any false, fictitious or fraudulent statements or representations as to any matter within its jurisdiction.	

**** BLM REVISED ** BLM REVISED ** BLM REV**

E-PERMITTING

P&A NR

INT to P&A

CSNG

TA

P&A R

CHG Loc

JUL 28 2014

ACCEPTED FOR RECORD

JUL 15 2014

BUREAU OF LAND MANAGEMENT
CARLSBAD FIELD OFFICE

MAN WELDING SERVICES, INC

Company Mewbourne Date 5-28-14
Lease Red Hills West unit 007 H County Lea N.M.
Drilling Contractor Peterson UTI Plug & Drill Pipe Size — 4 1/2 XH
Accumulator Pressure 2100 Manifold Pressure: 1500 Annular Pressure: 1050

Accumulator Function Test - OO&GO#2

To Check - USABLE FLUID IN THE NITROGEN BOTTLES (III.A.2.c.i. or ii or iii)

- Make sure all rams and annular are open and if applicable HCR is closed.
- Ensure accumulator is pumped up to working pressure! (Shut off all pumps)
- 1. Open HCR Valve. (If applicable)
- 2. Close annular.
- 3. Close all pipe rams.
- 4. Open one set of the pipe rams to simulate closing the blind ram.
- 5. For 3 ram stacks, open the annular to achieve the 50+ % safety factor. (5M and greater systems).
- 6. Record remaining pressure 1800 psi. Test Fails if pressure is lower than required.
- a. {950 psi for a 1500 psi system} b. {1200 psi for a 2000 & 3000 psi system }
- 7. If annular is closed, open it at this time and close HCR.

To Check - PRECHARGE ON BOTTLES OR SPHERICAL (III.A.2.d.)

- Start with manifold pressure at, or above, maximum acceptable pre-charge pressure:
 - a. {800 psi for a 1500 psi system} b. {1100 psi for 2000 and 3000 psi system}
- 1. Open bleed line to the tank, slowly. (gauge needle will drop at the lowest bottle pressure)
- 2. Close bleed line. Barely bump electric pump and see what pressure the needle jumps up to.
- 3. Record pressure drop 950 psi. Test fails if pressure drops below minimum.
- Minimum: a. {700 psi for a 1500 psi system} b. {900 psi for a 2000 & 3000 psi system}

To Check - THE CAPACITY OF THE ACCUMULATOR PUMPS (III.A.2.f.)

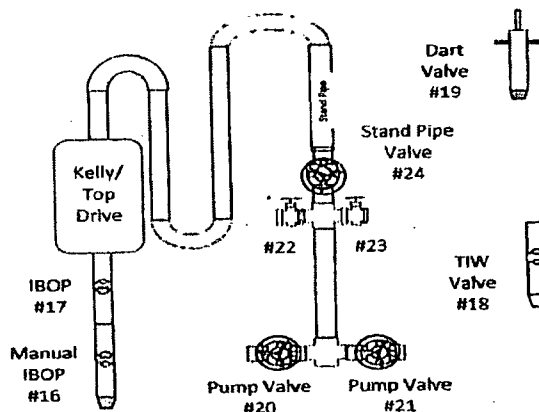
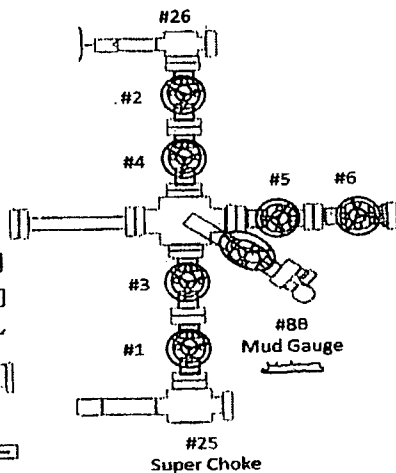
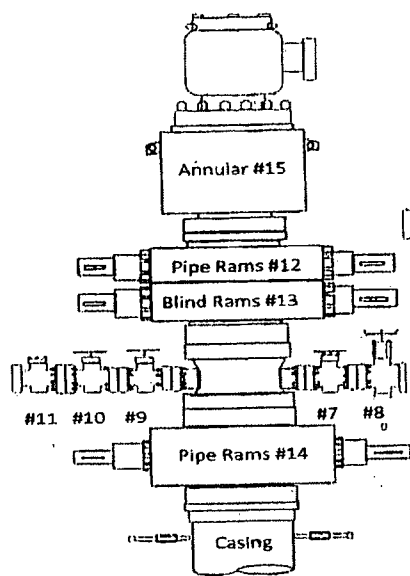
- Isolate the accumulator bottles or spherical from the pumps & manifold.
- Open the bleed off valve to the tank, {manifold psi should go to 0 psi} close bleed valve.
- 1. Open the HCR valve, (if applicable)
- 2. Close annular
- 3. With pumps only, time how long it takes to regain the required manifold pressure.
- 4. Record elapsed time 1:02. Test fails if it takes over 2 minutes.
- a. {950 psi for a 1500 psi system} b. {1200 psi for a 2000 & 3000 psi system}



Pg. 1 of 1

Company: Newbourne Date: 5-28-14 Invoice #: 848963
Lease: Red Hills West unit 007 H Drilling Contractor: Patterson UT 1 Rig # 36
Plug Size & Type: — Drill Pipe Size: 4 1/2 X H Tester: Daniel W. K. Land
Required BOP: 1250 Installed BOP: 3000

*** Check Valve Must Be Open/Disabled To Test Kill Line Valves ***

[illegible]

