

NM OIL CONSERVATION

ARTESIA DISTRICT

JUN 15 2015

RECEIVED

HOBBS OCD

JUL 22 2015

RECEIVED

**Yates Petroleum Corporation
105 S. Fourth Street
Artesia, NM 88210**

30-025-42703

Hydrogen Sulfide (H₂S) Contingency Plan

For

Capella BOP Federal #5H

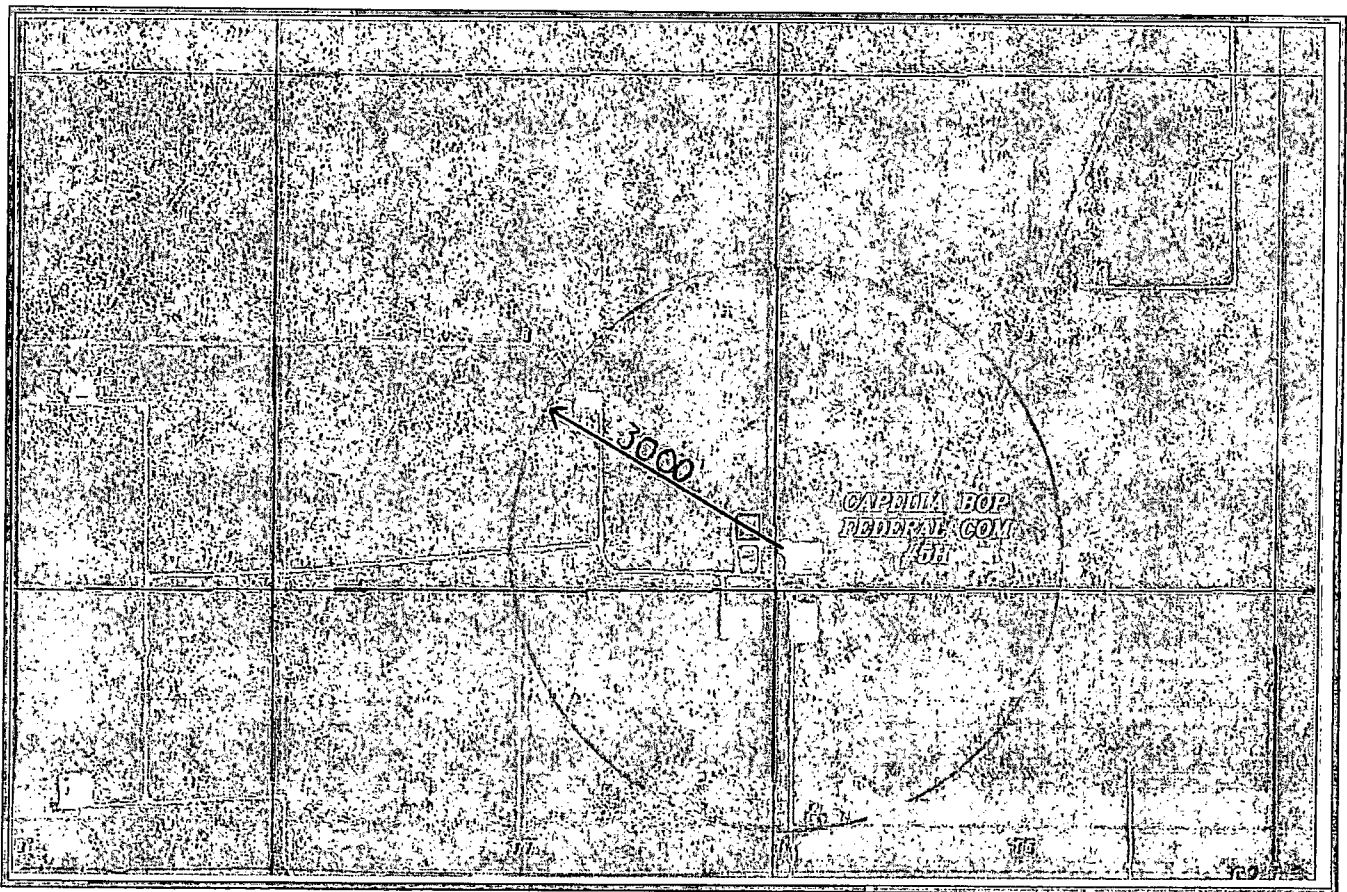
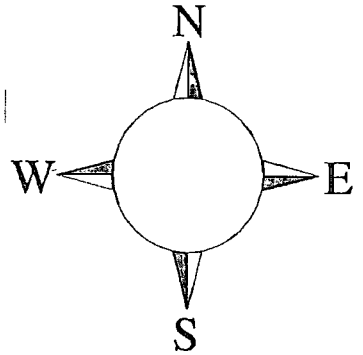
420' FSL & 110' FWL

Section 9, T21S-R32E

Lea County, NM

Capella BOP Federal #5H

This is an open drilling site. H₂S monitoring equipment and emergency response equipment will be used within 500' of zones known to contain H₂S, including warning signs, wind indicators and H₂S monitor.



Assumed 100 ppm ROE = 3000'
100 ppm H₂S concentration shall trigger activation of this plan.

Emergency Procedures

In the case of a release of gas containing H₂S, the first responder(s) must isolate the area and prevent entry by other persons into the 100 ppm ROE. Additionally the first responder(s) must evacuate any public places encompassed by the 100 ppm ROE. First responder(s) must take care not to injure themselves during this operation. Company and/or local officials must be contacted to aid in this operation. Evacuation of the public should be beyond the 100 ppm ROE.

All responders must have training in the detection of H₂S, measures for protection against the gas, equipment used for protection and emergency response. Additionally, responders must be equipped with H₂S monitors and air packs in order to control the release. Use the “buddy system” to ensure no injuries during the response.

Ignition of Gas Source

Should control of the well be considered lost and ignition considered, take care to protect against exposure to Sulfur Dioxide (SO₂). Intentional ignition must be coordinated with the NMOCD and local officials. Additionally the NM State Police may become involved. NM State Police shall be the Incident Command on scene of any major release. Take care to protect downwind whenever there is an ignition of the gas

Characteristics of H₂S and SO₂

Common Name	Chemical Formula	Specific Gravity	Threshold Limit	Hazardous Limit	Lethal Concentration
Hydrogen Sulfide	H ₂ S	1.189 Air = 1	10 ppm	100 ppm/hr	600 ppm
Sulfur Dioxide	SO ₂	2.21 Air = 1	2 ppm	N/A	1000 ppm

Contacting Authorities

YPC personnel must liaison with local and state agencies to ensure a proper response to a major release. Additionally, the OCD must be notified of the release as soon as possible but no later than 4 hours. Agencies will ask for information such as type and volume of release, wind direction, location of release, etc. Be prepared with all information available. The following call list of essential and potential responders has been prepared for use during a release. YPC Company response must be in coordination with the State of New Mexico’s ‘Hazardous Materials Emergency Response Plan’ (HMER)

Yates Petroleum Corporation Phone Numbers

YPC Office	(575) 748-1471
Wade Bennett/Prod Superintendent	(575) 748-4236
LeeRoy Richards/Assistant Prod Superintendent	(575) 748-4228
Mike Larkin/Drilling	(575) 748-4222
Paul Hanes/Prod. Foreman/Roswell	(575) 624-2805
Tim Bussell/Drilling Superintendent	(575) 748-4221
Artesia Answering Service	(575) 748-4302
(During non-office hours)	

Agency Call List

Eddy County (575)

Artesia

State Police	746-2703
City Police.....	746-2703
Sheriff's Office	746-9888
Ambulance	911
Fire Department	746-2701
LEPC (Local Emergency Planning Committee)	746-2122
NMOCD.....	748-1283

Carlsbad

State Police	885-3137
City Police.....	885-2111
Sheriff's Office.....	887-7551
Ambulance	911
Fire Department	885-2111
LEPC (Local Emergency Planning Committee).....	887-3798
US Bureau of Land Management.....	887-6544
New Mexico Emergency Response Commission (Santa Fe)	(505)476-9600
24 HR	(505) 827-9126
New Mexico State Emergency Operations Center.....	(505) 476-9635
National Emergency Response Center (Washington, DC)	...(800) 424-8802

Other

Boots & Coots IWC	1-800-256-9688 or (281) 931-8884
Cudd Pressure Control.....	(915) 699-0139 or (915) 563-3356
Halliburton	(575) 746-2757
B. J. Services.....	(575) 746-3569
Flight For Life -4000 24th St, Lubbock, TX	(806) 743-9911
Aerocare -Rr 3 Box 49f, Lubbock, TX	(806) 747-8923
Med Flight Air Amb 2301 Yale Blvd SE #D3, Albuq, NM	(505) 842-4433
S B Air Med Svc 2505 Clark Carr Loop SE, Albuq, NM	(505) 842-4949

Yates Petroleum Corporation

Hydrogen Sulfide Drilling Operation Plan

I. HYDROGEN SULFIDE TRAINING

All personnel, whether regularly assigned, contracted, or employed on an unscheduled basis, will receive training from a qualified instructor in the following areas prior to commencing drilling operations on this well:

1. The hazards and characteristics of hydrogen sulfide (H₂S).
2. The proper use and maintenance of personal protective equipment and life support systems.
3. The proper use of H₂S detectors, alarms, warning systems, briefing areas, evacuation procedures, and prevailing winds.
4. The proper techniques for first aid and rescue procedures.

In addition, supervisory personnel will be trained in the following areas:

1. The effects of H₂S on metal components. If high tensile tubular are to be used, personnel well be trained in their special maintenance requirements.
2. Corrective action and shut-in procedures when drilling or reworking a well and blowout prevention and well control procedures.
3. The contents and requirements of the H₂S Drilling Operations Plan and H₂S Contingency Plan.

There will be an initial training session just prior to encountering a known or probable H₂S zone (within 3 days or 500 feet) and weekly H₂S and well control drills for all personnel in each crew. The initial training session shall include a review of the site specific H₂S Drilling Operation Plan and the H₂S Contingency Plan. **The location of this well does not require a Public Protection Plan.**

II. H2S SAFETY EQUIPMENT AND SYSTEMS

NOTE: All H2S safety equipment and systems will be installed, tested, and operational when drilling reaches a depth of 500 feet above, or three days prior to penetrating the first zone containing or reasonably expected to contain H2S.

1. Well Control Equipment:

- A. Flare line
- B. Choke manifold will have a remotely operated adjustable choke system.
- C. Blind rams and pipe rams to accommodate all pipe sizes with properly sized closing unit
- D. Auxiliary equipment may include if applicable: annular preventer & rotating head.

2. Protective equipment for essential personnel:

- A. Mark II Survive Air (or equivalent) 30-minute units located in the doghouse and at briefing areas, as indicated on well site diagram.

3. H2S detection and monitoring equipment:

- A. 3 portable H2S monitors positioned at: Shale Shaker, Bell Nipple, and Rig Floor. These units have warning lights and audible sirens when H2S levels of 10 PPM are reached.

4. Visual warning systems:

- A. Wind direction indicators as shown on well site diagram (attached).
- B. Caution/Danger signs (attached) shall be posted on roads providing direct access to location. Signs will be painted with high visibility yellow with black lettering of a sufficient size to be readable at a reasonable distance from the immediate location. Bilingual signs will be used, when appropriate. See example attached.

5. Mud program:

- A. The mud program has been designed to minimize the volume of H2S circulated to the surface. Proper mud weight, safe drilling practices and the use of H2S scavengers will minimize hazards when penetrating H2S bearing zones.

6. Metallurgy:

- A. All drill strings, casings, tubing, wellhead, blowout preventer, drilling spool, kill lines, choke manifold and lines, and valves shall be suitable for H2S service.
- B. All elastomers used for packing and seals shall be H2S trim.

7. Communication:

- A. Cellular communications in company vehicles.
- B. Land line (telephone) communication at the Office.

8. Well testing:

- A. There will be no drill stem testing.

EXHIBIT

DANGER	
POISONS GAS	
HYDROGEN SULFIDE	
<input type="checkbox"/>	NORMAL OPERATIONS
(GREEN)	
CAUTION POTENTIAL DANGER	
(YELLOW)	
<input type="checkbox"/>	DANGER POISONS GAS ENCOUNTERED
(RED)	AUTHORIZED PERSONAL ONLY.
LOCATION SECURED.	
1-575-746-1096	
1-877-879-8899	

EDDY COUNTY EMERGENCY NUMBERS

ARTESIA FIRE DEPT. 575-746-5050

ARTESIA POLICE DEPT. 575-746-5000

EDDY CO. SHERIFF DEPT. 575-746-9888

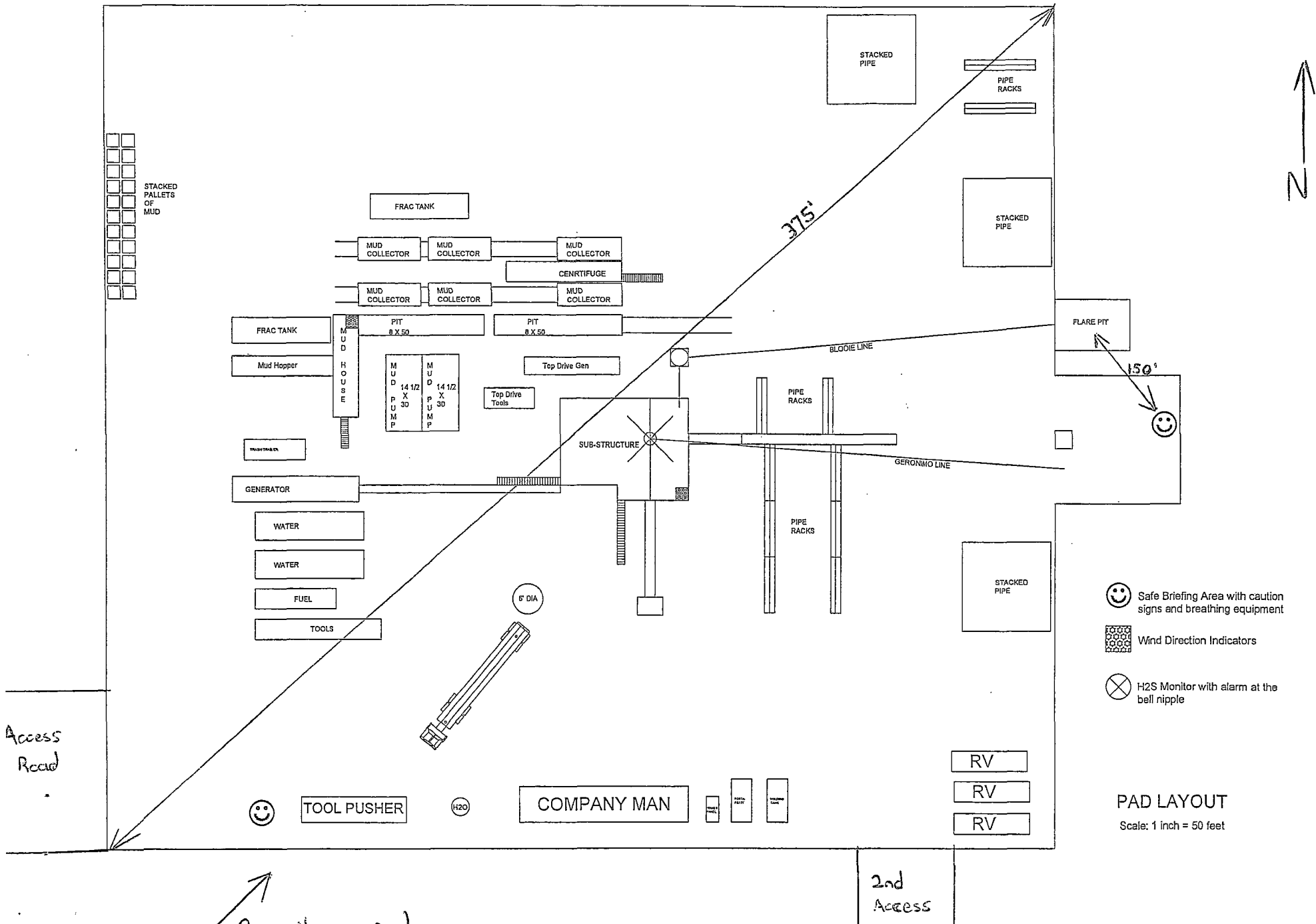
LEA COUNTY EMERGENCY NUMBERS

HOBBS FIRE DEPT. 575-397-9308

HOBBS POLICE DEPT. 575-397-9285

LEA CO. SHERIFF DEPT. 575-396-1196

YATES PETROLEUM CORPORATION



Yates Petroleum Corporation

HOBBS OCD

JUL 22 2015

Hydrogen Sulfide Drilling Operation Plan

RECEIVED

I. HYDROGEN SULFIDE TRAINING

All personnel, whether regularly assigned, contracted, or employed on an unscheduled basis, will receive training from a qualified instructor in the following areas prior to commencing drilling operations on this well:

1. The hazards and characteristics of hydrogen sulfide (H₂S).
2. The proper use and maintenance of personal protective equipment and life support systems.
3. The proper use of H₂S detectors, alarms, warning systems, briefing areas, evacuation procedures, and prevailing winds.
4. The proper techniques for first aid and rescue procedures.

In addition, supervisory personnel will be trained in the following areas:

1. The effects of H₂S on metal components. If high tensile tubular are to be used, personnel will be trained in their special maintenance requirements.
2. Corrective action and shut-in procedures when drilling or reworking a well and blowout prevention and well control procedures.
3. The contents and requirements of the H₂S Drilling Operations Plan and H₂S Contingency Plan.

There will be an initial training session just prior to encountering a known or probable H₂S zone (within 3 days or 500 feet) and weekly H₂S and well control drills for all personnel in each crew. The initial training session shall include a review of the site specific H₂S Drilling Operation Plan and the H₂S Contingency Plan. **The location of this well does not require a Public Protection Plan.**

II. H2S SAFETY EQUIPMENT AND SYSTEMS

NOTE: All H2S safety equipment and systems will be installed, tested, and operational when drilling reaches a depth of 500 feet above, or three days prior to penetrating the first zone containing or reasonably expected to contain H2S.

1. Well Control Equipment:

- A. Flare line
- B. Choke manifold will have a remotely operated adjustable choke system.
- C. Blind rams and pipe rams to accommodate all pipe sizes with properly sized closing unit
- D. Auxiliary equipment may include if applicable: annular preventer & rotating head.

2. Protective equipment for essential personnel:

- A. Mark II Survive Air (or equivalent) 30-minute units located in the doghouse and at briefing areas, as indicated on well site diagram.

3. H2S detection and monitoring equipment:

- A. 3 portable H2S monitors positioned at: Shale Shaker, Bell Nipple, and Rig Floor. These units have warning lights and audible sirens when H2S levels of 10 PPM are reached.

4. Visual warning systems:

- A. Wind direction indicators as shown on well site diagram (attached).
- B. Caution/Danger signs (attached) shall be posted on roads providing direct access to location. Signs will be painted with high visibility yellow with black lettering of a sufficient size to be readable at a reasonable distance from the immediate location. Bilingual signs will be used, when appropriate. See example attached.

5. Mud program:

- A. The mud program has been designed to minimize the volume of H2S circulated to the surface. Proper mud weight, safe drilling practices and the use of H2S scavengers will minimize hazards when penetrating H2S bearing zones.

6. Metallurgy:

- A. All drill strings, casings, tubing, wellhead, blowout preventer, drilling spool, kill lines, choke manifold and lines, and valves shall be suitable for H2S service.
- B. All elastomers used for packing and seals shall be H2S trim.

7. Communication:

- A. Cellular communications in company vehicles.
- B. Land line (telephone) communication at the Office.

8. Well testing:

- A. There will be no drill stem testing.

EXHIBIT

DANGER	
POISONS GAS	
HYDROGEN SULFIDE	
<input type="checkbox"/>	NORMAL OPERATIONS
(GREEN)	
CAUTION POTENTIAL DANGER	
(YELLOW)	
<input type="checkbox"/>	DANGER POISONS GAS ENCOUNTERED
(RED)	AUTHORIZED PERSONAL ONLY.
LOCATION SECURED.	
1-575-746-1096	
1-877-879-8899	

EDDY COUNTY EMERGENCY NUMBERS

ARTESIA FIRE DEPT. 575-746-5050
ARTESIA POLICE DEPT. 575-746-5000
EDDY CO. SHERIFF DEPT. 575-746-9888

LEA COUNTY EMERGENCY NUMBERS

HOBBS FIRE DEPT. 575-397-9308
HOBBS POLICE DEPT. 575-397-9285
LEA CO. SHERIFF DEPT. 575-396-1196

Interim Reclamation Well Pad Layout Example*

Capella BOP Federal Com #5H

*dimensions and locations will vary depending on discussions between Yates Petroleum Corporation and the BLM at the time of Interim reclamation.

