

Notes Regarding Blowout Preventer

Mewbourne Oil Company

Red Hills West Unit #009H
330' FSL & 380' FWL (SHL)

Sec 8-T26S-R32E

Lea County, New Mexico

- I. Drilling nipple (bell nipple) to be constructed so that it can be removed without the use of a welder through the opening of the rotary table, with minimum internal diameter equal to blowout preventer bore.
- II. Blowout preventer and all fittings must be in good condition with a minimum 3000 psi working pressure on 9 5/8" and 7" casing.
- III. Safety valve must be available on the rig floor at all times with proper connections to install in the drill string. Valve must be full bore with minimum 3000 psi working pressure.
- IV. Equipment through which bit must pass shall be at least as large as internal diameter of the casing.
- V. A kelly cock shall be installed on the kelly at all times.

Blowout preventer closing equipment to include and accumulator of at least 40 gallon capacity, two independent sources of pressure on closing unit, and meet all other API specifications.

JUL 28 2015

11" 3M BOPE & Closed Loop Equipment Schematic

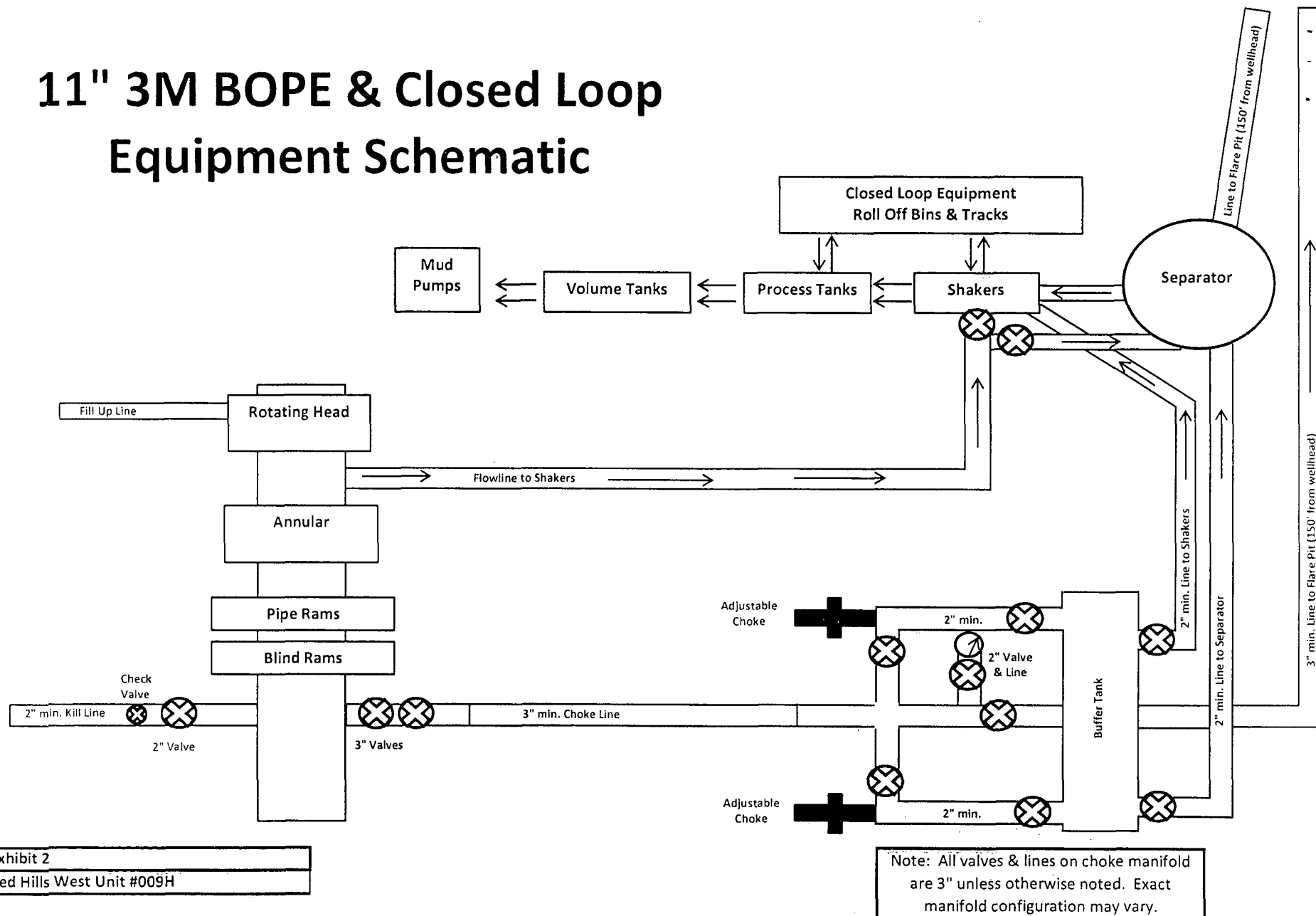


Exhibit 2
Red Hills West Unit #009H

13 5/8" 2M BOPE & Closed Loop Equipment Schematic

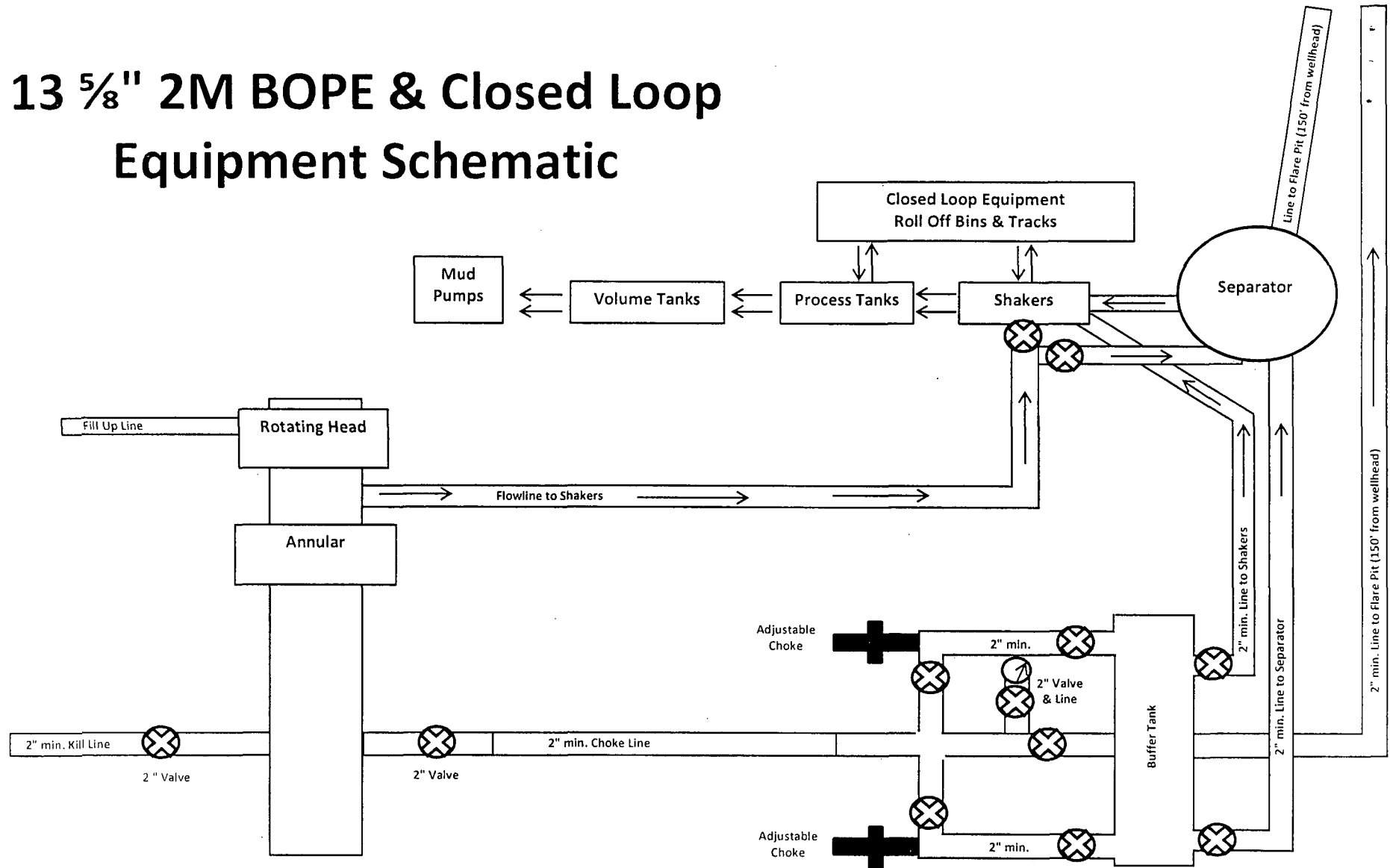


Exhibit 2A
Red Hills West Unit #009H

Hydrogen Sulfide Drilling Operations Plan

Mewbourne Oil Company
Red Hills West Unit #009H
330' FSL & 380' FWL (SHL)
Sec 8-T26S-R32E
Lea County, New Mexico

1. General Requirements

Rule 118 does not apply to this well because MOC has researched this area and no high concentrations of H₂S were found. MOC will have on location and working all H₂S safety equipment before the Delaware formation for purposes of safety and insurance requirements.

2. Hydrogen Sulfide Training

All personnel, whether regularly assigned, contracted, or employed on an unscheduled basis, will have received training from a qualified instructor in the following areas prior to entering the drilling pad area of the well:

1. The hazards and characteristics of hydrogen sulfide gas.
2. The proper use of personal protective equipment and life support systems.
3. The proper use of hydrogen sulfide detectors, alarms, warning systems, briefing areas, evacuation procedures.
4. The proper techniques for first aid and rescue operations.

Additionally, supervisory personnel will be trained in the following areas:

- 1 The effects of hydrogen sulfide on metal components. If high tensile tubular systems are utilized, supervisory personnel will be trained in their special maintenance requirements.
- 2 Corrective action and shut in procedures, blowout prevention, and well control procedures while drilling a well.
- 3 The contents of the Hydrogen Sulfide Drilling Operations Plan.

There will be an initial training session prior to encountering a known hydrogen sulfide source. The initial training session shall include a review of the site specific Hydrogen Sulfide Drilling Operations Plan.

3. Hydrogen Sulfide Safety Equipment and Systems

All hydrogen sulfide safety equipment and systems will be installed, tested, and operational prior to drilling below the 9 5/8" intermediate casing.

1. Well Control Equipment

- A. Choke manifold with minimum of one adjustable choke/remote choke.
- B. Blowout preventers equipped with blind rams and pipe rams to accommodate all pipe sizes with properly sized closing unit
- C. Auxiliary equipment including annular type blowout preventer.

2. Protective Equipment for Essential Personnel

Thirty minute self contained work unit located in the dog house and at briefing areas.

Additionally: If H₂S is encountered in concentrations less than 10 ppm, fans will be placed in work areas to prevent the accumulation of hazardous amounts of poisonous gas. If higher concentrations of H₂S are detected the well will be shut in MOC will follow Onshore Order 6 and install a rotating head, mud/gas separator, remote choke and flare line with igniter will be installed.

3. Hydrogen Sulfide Protection and Monitoring Equipment

Two portable hydrogen sulfide monitors positioned on location for optimum coverage and detection. The units shall have audible sirens to notify personnel when hydrogen sulfide levels exceed 20 PPM.

4. Visual Warning Systems

A. Wind direction indicators as indicated on the wellsite diagram.

B. Caution signs shall be posted on roads providing access to location. Signs shall be painted a high visibility color with lettering of sufficient size to be readable at reasonable distances from potentially contaminated areas.

4. **Mud Program**

The mud program has been designed to minimize the amount of hydrogen sulfide entrained in the mud system. Proper mud weight, safe drilling practices, and the use of hydrogen sulfide scavengers will minimize hazards while drilling the well.

5. **Metallurgy**

All tubular systems, wellheads, blowout preventers, drilling spools, kill lines, choke manifolds, and valves shall be suitable for service in a hydrogen sulfide environment when chemically treated.

6. **Communications**

State & County Officials phone numbers are posted on rig floor and supervisors trailer. Communications in company vehicles and toolpushers are either two way radios or cellular phones.

7. **Well Testing**

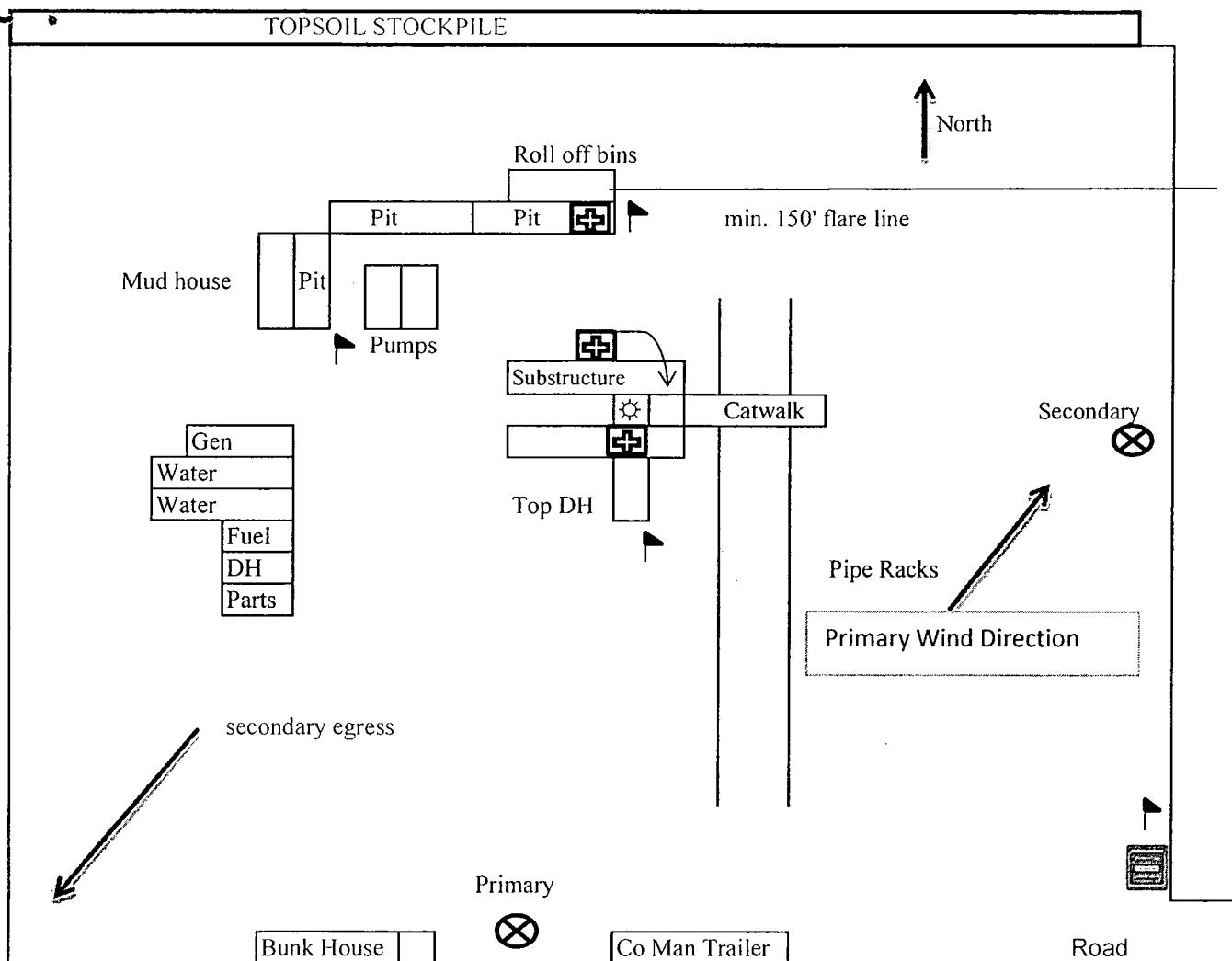
Drill stem testing is not an anticipated requirement for evaluation of this well. A drill stem test is required, it will be conducted with a minimum number of personnel in the immediate vicinity. The test will be conducted during daylight hours only.

8. **Emergency Phone Numbers**

Lea County Sheriff's Office	911 or 575-396-3611
Ambulance Service	911 or 575-885-2111
Carlsbad Fire Dept	911 or 575-885-2111
Closest Medical Facility - Columbia Medical Center of Carlsbad	575-492-5000

Mewbourne Oil Company	Hobbs District Office	575-393-5905
	Fax	575-397-6252
	2 nd Fax	575-393-7259

District Manager	Robin Terrell	575-390-4816
Drilling Superintendent	Frosty Lathan	575-390-4103
	Bradley Bishop	575-390-6838
Drilling Foreman	Wesley Noseff	575-441-0729



Mewbourne Oil Company
Red Hills West Unit #009H
330' FSL & 380' FWL
Sec. 8 T26S R32E
Lea County, NM



= Warning Signs



= Wind Markers

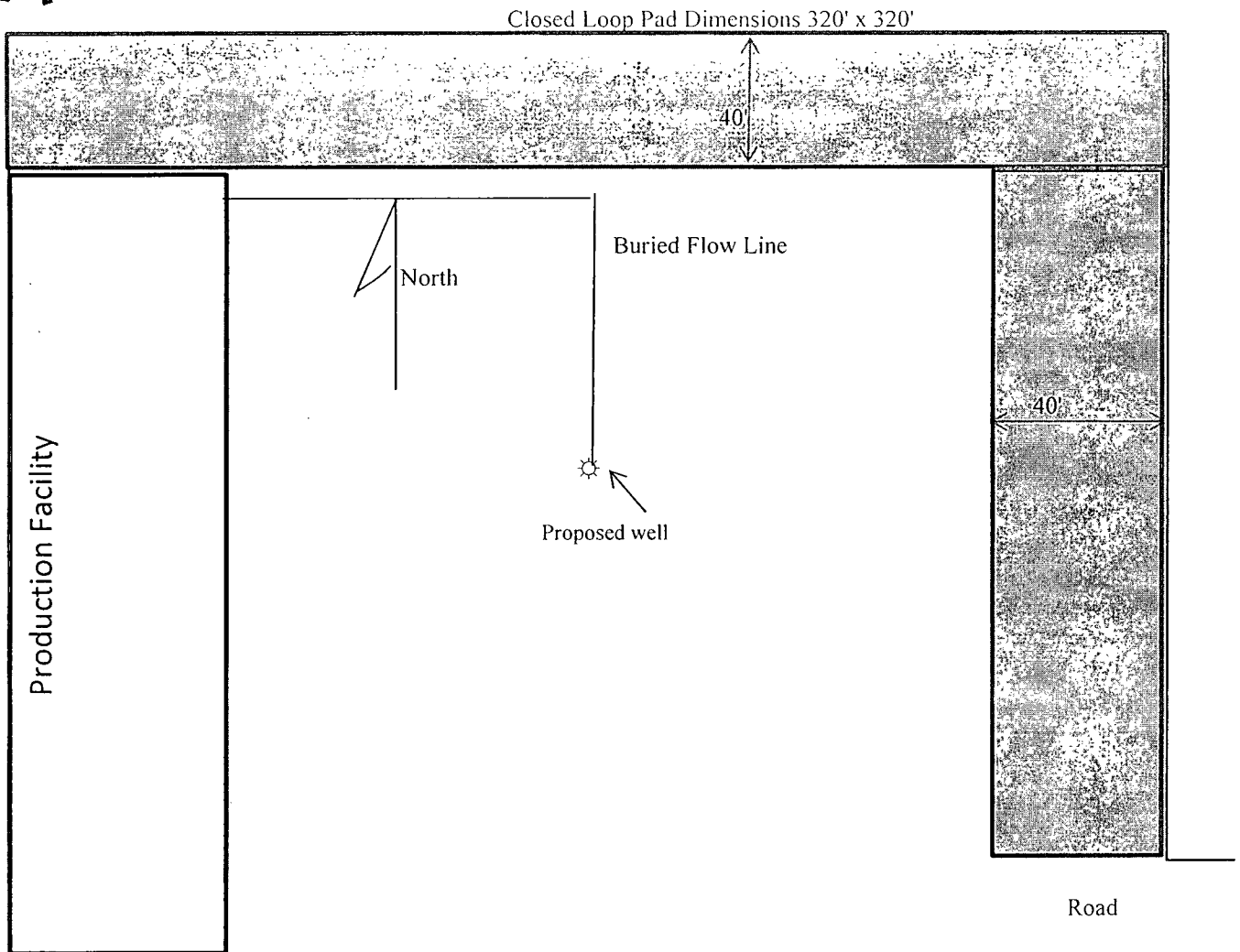


= H2S Monitors



= Safety Stations

Exhibit 6



Mewbourne Oil Company
Red Hills West Unit #009H
330' FSL & 380' FWL
Sec. 8 T26S R32E
Lea Co. NM