



H₂S Preparedness and Contingency Plan Summary

SD WE 14 Fed P7 3H

SD WE 14 Fed P7 4H

SD WE 23 Fed P7 3H

SD WE 23 Fed P7 4H

Training

HOBBS OCD

FEB 29 2016

RECEIVED

MCBU Drilling and Completions H₂S training requirements are intended to define the minimum level of training required for employees, contractors and visitors to enter or perform work at MCBU Drilling and Completions locations that have known concentrations of H₂S.

Awareness Level

Employees and visitors to MCBU Drilling and Completions locations that have known concentrations of H₂S, who are not required to perform work in H₂S areas, will be provided with an awareness level of H₂S training prior to entering any H₂S areas. At a minimum, awareness level training will include:

1. Physical and chemical properties of H₂S
2. Health hazards of H₂S
3. Personal protective equipment
4. Information regarding potential sources of H₂S
5. Alarms and emergency evacuation procedures

Awareness level training will be developed and conducted by personnel who are qualified either by specific training, educational experience and/or work-related background.

Advanced Level H₂S Training

Employees and contractors required to work in areas that may contain H₂S will be provided with Advanced Level H₂S training prior to initial assignment. In addition to the Awareness Level requirements, Advanced Level H₂S training will include:

1. H₂S safe work practice procedures;
2. Emergency contingency plan procedures;
3. Methods to detect the presence or release of H₂S (e.g., alarms, monitoring equipment), including hands-on training with direct reading and personal monitoring H₂S equipment.
4. Basic overview of respiratory protective equipment suitable for use in H₂S environments. Note: Employees who work at sites that participate in the Chevron Respirator User program will require separate respirator training as required by the MCBU Respiratory Protection Program;
5. Basic overview of emergency rescue techniques, first aid, CPR and medical evaluation procedures. Employees who may be required to perform "standby" duties are required to receive additional first aid and CPR training, which is not covered in the Advanced Level H₂S training;
6. Proficiency examination covering all course material.

Advanced H₂S training courses will be instructed by personnel who have successfully completed an appropriate H₂S train-the-trainer development course (ANSI/ASSE Z390.1-2006) or who possess significant past experience through educational or work-related background.



H₂S Preparedness and Contingency Plan Summary

H₂S Training Certification

All employees and visitors will be issued an H₂S training certification card (or certificate) upon successful completion of the appropriate H₂S training course. Personnel working in an H₂S environment will carry a current H₂S training certification card as proof of having received the proper training on their person at all times.

Briefing Area

A minimum of two briefing areas will be established in locations that at least one area will be upwind from the well at all times. Upon recognition of an emergency situation, all personnel should assemble at the designated upwind briefing areas for instructions.

H₂S Equipment

Respiratory Protection

- a) Six 30 minute SCBAs – 2 at each briefing area and 2 in the Safety Trailer.
- b) Eight 5 minute EBAs – 5 in the dog house at the rig floor, 1 at the accumulator, 1 at the shale shakers and 1 at the mud pits.

Visual Warning System

- a) One color code sign, displaying all possible conditions, will be placed at the entrance to the location with a flag displaying the current condition.
- b) Two windsocks will be on location, one on the dog house and one on the Drill Site Manager's Trailer.

H₂S Detection and Monitoring System

- a) H₂S monitoring system (sensor head, warning light and siren) placed throughout rig.
 - Drilling Rig Locations: at a minimum, in the area of the Shale shaker, rig floor, and bell nipple.
 - Workover Rig Locations: at a minimum, in the area of the Cellar, rig floor and circulating tanks or shale shaker.



H₂S Preparedness and Contingency Plan Summary

Well Control Equipment

- a) Flare Line 150' from wellhead with igniter.
- b) Choke manifold with a remotely operated choke.
- c) Mud / gas separator

Mud Program

In the event of drilling, completions, workover and well servicing operations involving a hydrogen sulfide concentration of 100 ppm or greater the following shall be considered:

- 1. Use of a degasser
- 2. Use of a zinc based mud treatment
- 3. Increasing mud weight

Public Safety - Emergency Assistance

<u>Agency</u>	<u>Telephone Number</u>
Lea County Sheriff's Department	575-396-3611
Fire Department:	
Carlsbad	575-885-3125
Artesia	575-746-5050
Lea County Regional Medical Center	575-492-5000
Jal Community Hospital	505-395-2511
Lea County Emergency Management	575-396-8602
Poison Control Center	800-222-1222

H₂S Preparedness and Contingency Plan Summary



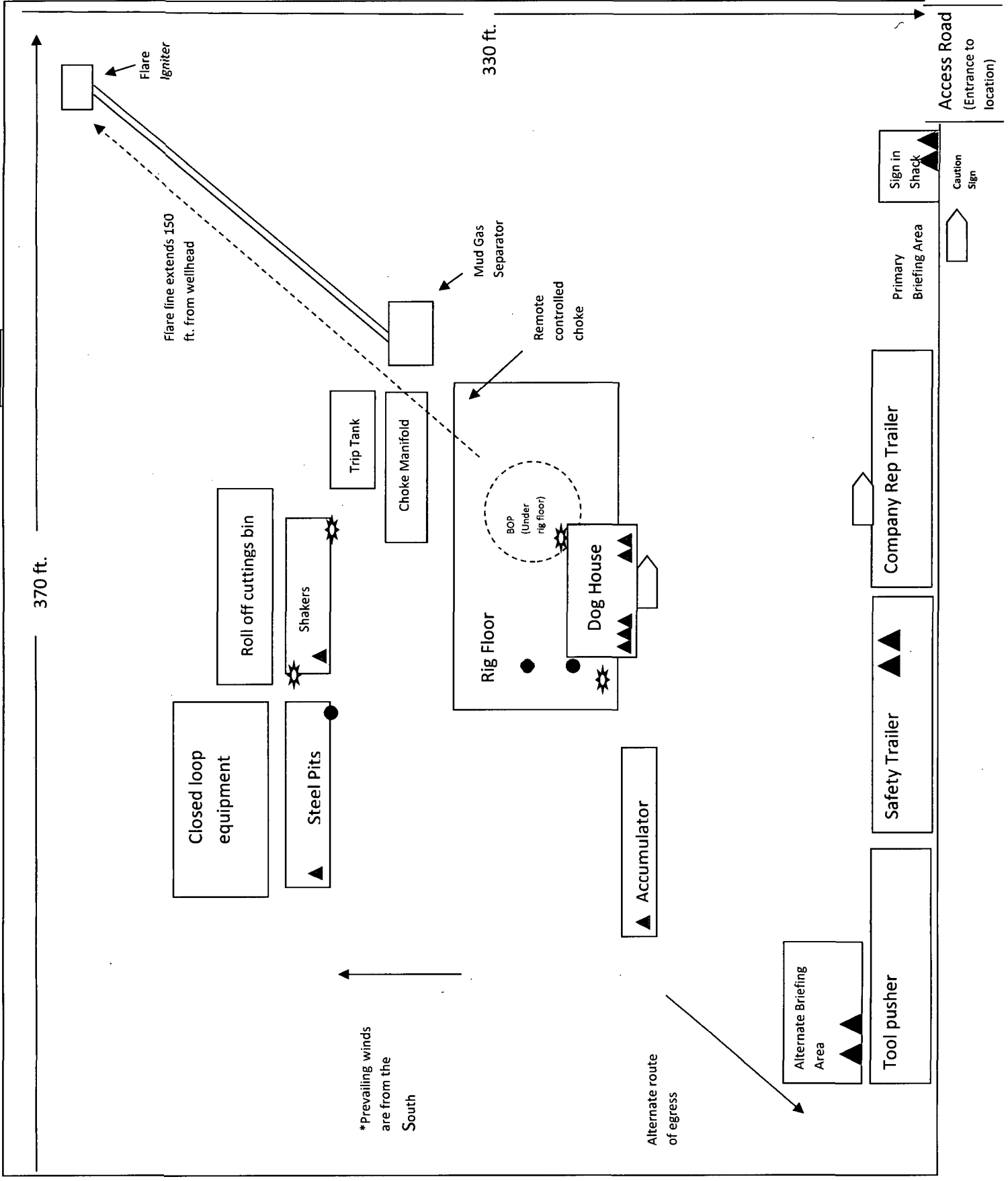
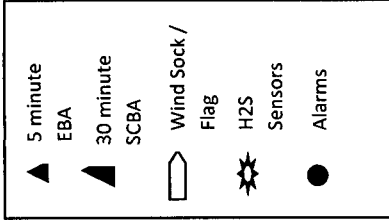
Chevron MCBU D&C Emergency Notifications

Below are lists of contacts to be used in emergency situations.

	Name	Title	Office Number	Cell Phone
1.	Vicente Ruiz	Drilling Engineer	(713) 372-6181	(713) 898-5436
2.	Phil Clark	Superintendent	(713) 372-7588	(832) 741-4175
5.	Kim McHugh	Drilling Manager	(713) 372-7591	(713) 204- 8550
6.	Darrell Hammons	Operations Manager	(713) 372-5747	(281) 352 2302
7.	Andrea Calhoun	D&C HES	(713) 372-7586	(832) 588-0100
8.	Said Daher	Completion Engineer	(713) 372-0233	(832) 714-0724



H₂S



370 ft.

330 ft.

Access Road
(Entrance to location)

Caution Sign

Sign in Shack

Primary Briefing Area

Company Rep Trailer

Safety Trailer

Tool pusher

Alternate Briefing Area

Alternate route of egress

Accumulator

Rig Floor

Dog House

BOP (Under rig floor)

Remote controlled choke

Mud Gas Separator

Choke Manifold

Trip Tank

Shakers

Steel Pits

Roll off cuttings bin

Closed loop equipment

Flare Igniter

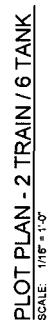
Flare line extends 150 ft. from wellhead

*Prevailing winds are from the South

[illegible]

Nabors Pace X Section 14 - 23 7th Pad

SLODRW-SDW-19CTB-MCB-STB-FDN-2005-1.dwg

[illegible]

