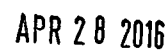


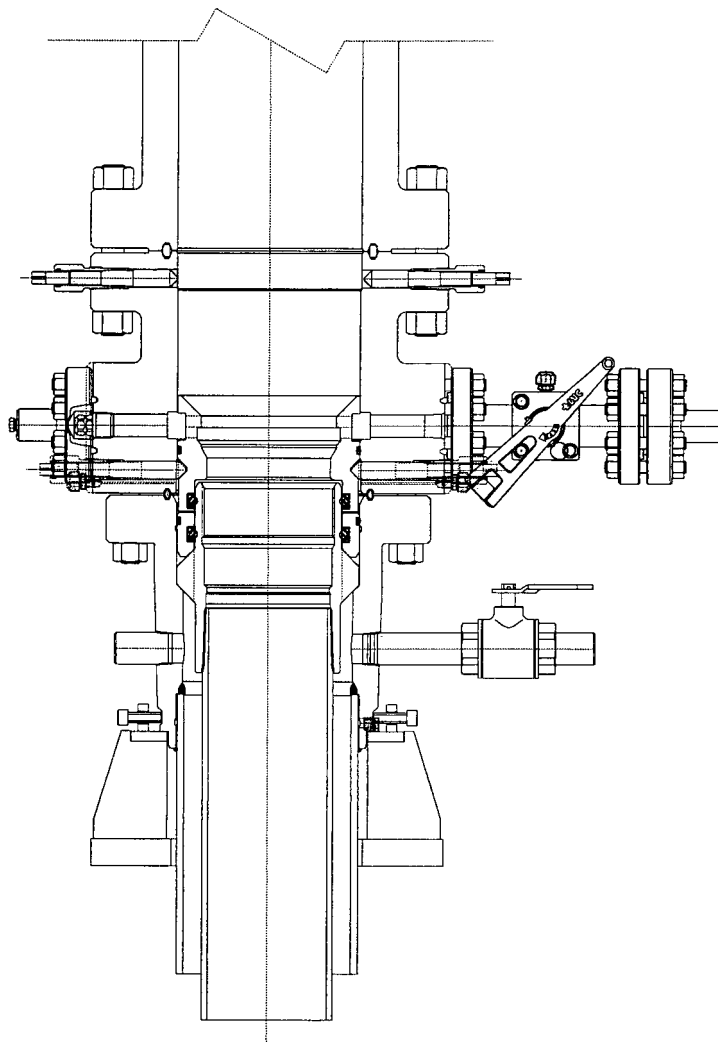
APR 27 2016



NOTES REGARDING BLOWOUT PREVENTERS

Devon Energy Production Company, L.P.
Cotton Draw Unit 280H

1. Drilling Nipple will be constructed so it can be removed mechanically without the aid of a welder. The minimum internal diameter will equal BOP bore.
2. Wear ring will be properly installed in head.
3. Blowout preventer and all associated filings will be in operable condition to withstand a minimum of 3000psi working pressure.
4. All fittings will be flanged.
5. A fill bore safety valve tested to a minimum of 3000psi WP with proper thread connections will be available on the rotary rig floor at all times.
6. All choke lines will be anchored to prevent movement.
7. All BOP equipment will be equal to or larger in bore than the internal diameter of the last casing string.
8. Will maintain a kelly cock attached to the kelly.
9. Hand wheels and wrenches will be properly installed and tested for safe operation.
10. Hydraulic floor control for blowout preventer will be located as near in proximity to driller's controls as possible.
11. All BOP equipment will meet API standards and include a minimum 40 gallon accumulator having two independent means of power to initiate closing operation.



PRIMARY MODE

DEVON ENERGY

ARTESIA

S.E.N.M

13 3/8 X 9 5/8

QUOTE LAYOUT
F18648
REF: DM100161737
DM100151315

PRIVATE AND CONFIDENTIAL

THIS DOCUMENT AND ALL THE INFORMATION CONTAINED HEREIN ARE THE CONFIDENTIAL AND EXCLUSIVE PROPERTY OF FMC TECHNOLOGIES AND MAY NOT BE REPRODUCED, USED, DISCLOSED, OR MADE PUBLIC IN ANY MANNER WITHOUT THE EXPRESS WRITTEN AUTHORIZATION BY FMC TECHNOLOGIES. THIS DOCUMENT IS ACCEPTED BY RECIPIENT PURSUANT TO AGREEMENT TO THE FOREGOING, AND MUST BE RETURNED UPON DEMAND.

MANUFACTURER AGREES THAT ARTICLES MADE IN ACCORDANCE WITH THIS DOCUMENT SHALL BE CONSIDERED FMC TECHNOLOGIES' DESIGN AND THAT IDENTICAL ARTICLES OR PARTS THEREOF SHALL NOT BE MANUFACTURED FOR THE USE OR SALE BY MANUFACTURER OR ANY OTHER PERSON WITHOUT THE PRIOR EXPRESS WRITTEN AUTHORIZATION BY FMC TECHNOLOGIES

REVISIONS

A	05-08-13
B	1-22-14
C	5-13-14

DESCRIPTION

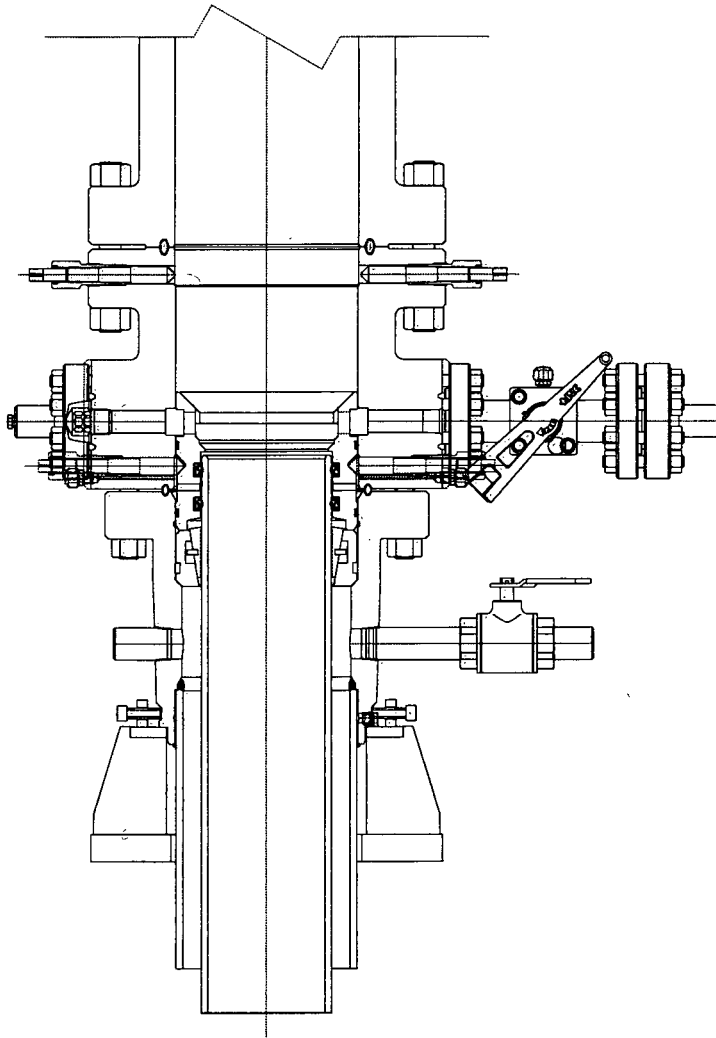
SURFACE WELLHEAD LAYOUT
UNIHEAD, UH-1, SOW,
DEVON ENERGY, ODESSA

DRAWN BY	K. VU	05-08-13
DRAFTING REVIEW	Z. MARQUEZ	05-08-13
DESIGN REVIEW	K. TAHA	05-08-13
APPROVED BY	R. HAMILTON	05-08-13

DRAWING NUMBER

DM100161771-2A

FMC Technologies



CONTINGENCY MODE

DEVON ENERGY
ARTESIA
S.E.N.M
13 3/8 X 9 5/8

QUOTE LAYOUT
F18648
REF: DM100161737
DM100151315

PRIVATE AND CONFIDENTIAL <small>THIS DOCUMENT AND ALL THE INFORMATION CONTAINED HEREIN ARE THE CONFIDENTIAL AND EXCLUSIVE PROPERTY OF FMC TECHNOLOGIES AND MAY NOT BE REPRODUCED, USED, DISCLOSED, OR MADE PUBLIC IN ANY MANNER PRIOR TO EXPRESS WRITTEN AUTHORIZATION BY FMC TECHNOLOGIES. THIS DOCUMENT IS ACCEPTED BY RECIPIENT PURSUANT TO AGREEMENT TO THE FOREGOING, AND MUST BE RETURNED UPON DEMAND.</small> <small>MANUFACTURER AGREES THAT ARTICLES MADE IN ACCORDANCE WITH THIS DOCUMENT SHALL BE CONSIDERED FMC TECHNOLOGIES' DESIGN AND THAT IDENTICAL ARTICLES OR PARTS THEREOF SHALL NOT BE MANUFACTURED FOR THE USE OR SALE BY MANUFACTURER OR ANY OTHER PERSON WITHOUT THE PRIOR EXPRESS WRITTEN AUTHORIZATION BY FMC TECHNOLOGIES</small>	REVISIONS	DESCRIPTION	DATE	BY	REVIEW
	A	05-08-13			
	B	1-22-14			
	C	5-13-14			
SURFACE WELLHEAD LAYOUT UNIHEAD, UH-1, SOW, DEVON ENERGY, ODESSA			05-08-13	K. VU	DRAWING BY
			05-08-13	Z. MARQUEZ	DRAFTING REVIEW
			05-08-13	K. TAHA	DESIGN REVIEW
			05-08-13	R. HAMILTON	APPROVED BY
				FMC Technologies DRAWING NUMBER DM100161771-2B	



Fluid Technology

ContiTech Beattie Corp.
Website: www.contitechbeattie.com

Monday, June 14, 2010

RE: Drilling & Production Hoses
Lifting & Safety Equipment

To Helmerich & Payne,

A Continental ContiTech hose assembly can perform as intended and suitable for the application regardless of whether the hose is secured or unsecured in its configuration. As a manufacturer of High Pressure Hose Assemblies for use in Drilling & Production, we do offer the corresponding lifting and safety equipment, this has the added benefit of easing the lifting and handling of each hose assembly whilst affording hose longevity by ensuring correct handling methods and procedures as well as securing the hose in the unlikely event of a failure; but in no way does the lifting and safety equipment affect the performance of the hoses providing the hoses have been handled and installed correctly. It is good practice to use lifting & safety equipment but not mandatory.

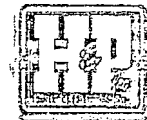
Should you have any questions or require any additional information/clarifications then please do not hesitate to contact us.

ContiTech Beattie is part of the Continental AG Corporation and can offer the full support resources associated with a global organization.

Best regards,

Robin Hodgson
Sales Manager
ContiTech Beattie Corp

ContiTech Beattie Corp,
11535 Brittonmoore Park Drive,
Houston, TX 77041
Phone: +1 (832) 327-0141
Fax: +1 (832) 327-0148
www.contitechbeattie.com



RIG 212



QUALITY DOCUMENT

**PHOENIX RUBBER
INDUSTRIAL LTD.**

 6728 Szeged, Budapesti út 10, Hungary • H-6701 Szeged, P. O. Box 152
 Phone: (3662) 566-737 • Fax: (3662) 566-738

 SALES & MARKETING: H-1092 Budapest, Ráday u. 42-44, Hungary • H-1440 Budapest, P. O. Box 26
 Phone: (361) 456-4200 • Fax: (361) 217-2972, 456-4273 • www.taurusemerge.hu

QUALITY CONTROL INSPECTION AND TEST CERTIFICATE				CERT. N°: 552	
PURCHASER: Phoenix Beattie Co.				P.O. N°: 1519FA-871	
PHOENIX RUBBER order N°: 170466		HOSE TYPE: 3" ID Choke and Kill Hose			
HOSE SERIAL N°: 34128		NOMINAL / ACTUAL LENGTH: 11,43 m			
W.P. 68,96 MPa 10000 psi		T.P. 103,4 MPa 15000 psi		Duration: 60 min.	
Pressure test with water at ambient temperature <div style="text-align: center;">See attachment. (1 page)</div>					
↑ 10 mm = 10 Min. → 10 mm = 25 MPa					
COUPLINGS					
Type	Serial N°		Quality	Heat N°	
3" coupling with 4 1/16" Flange end	720	719	AISI 4130	C7626	
			AISI 4130	47357	
API Spec 16 C Temperature rate: "B"					
All metal parts are flawless					
WE CERTIFY THAT THE ABOVE HOSE HAS BEEN MANUFACTURED IN ACCORDANCE WITH THE TERMS OF THE ORDER AND PRESSURE TESTED AS ABOVE WITH SATISFACTORY RESULT.					
Date:	Inspector		Quality Control		
29. April. 2002.			PHOENIX RUBBER Industrial Ltd. Hose Inspection and Verification Dept. PHOENIX RUBBER S.C.		

40920-0-00015 N8006

8	GN1	+0.000	PC	14:00
	RD1	+0.000	PC	14:00
	DL	+1044	937	14:00
7	GN1	+0.000	PC	13:45
	RD1	+0.000	PC	13:40
	DL	+1047	937	13:45
6	GN1	+0.000	PC	13:20
	RD1	+0.000	PC	13:20
	DL	+1050	937	13:20
5	GN1	+0.000	PC	13:00
	RD1	+0.000	PC	13:00
	DL	+1051	937	13:00
4				
3				
2				

GENEX RUBBER
Industrial Ltd.
Hose Inspection and
Certification Dept.

VERIFIED TRUE CO.
PHOENIX RUBBER CO.