

Bureau of Land Management
Hobbs Field Office
414 W. Taylor
Hobbs, New Mexico
505.393.3612

WATER PRODUCTION & DISPOSAL INFORMATION

Well: RATTLESNAKE 28 FED COM #708H
NENW Sec 28 T26S, R33E
30-025-43526

RECEIVED
MAY 24 2017
HOBBS OCD

1. Name of formations producing water on lease: WOLFCAMP
2. Amount of water produced from all formations in barrels per day 1000-6000 BWPD
3. How water is stored on lease Tanks 4-500 bbl tanks
4. How water is moved to disposal facility Pipeline/Trucked
5. Disposal Facility:
 - a. Facility Operators name EOG Resources
 - b. Name of facility or well name & number

Endurance 25 Federal #2
30-025-41067
Unit Ittr E Sec 25, T26S, R33E
2310 FNL & 990 FWL
SWD – 1424

Also goes to EOG Water Gathering system

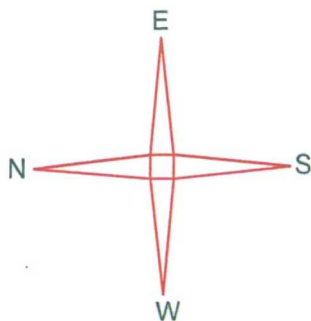
- c. Type of facility or wells SWD

EOG Resources, Inc.

Rattlesnake 28 West CTB

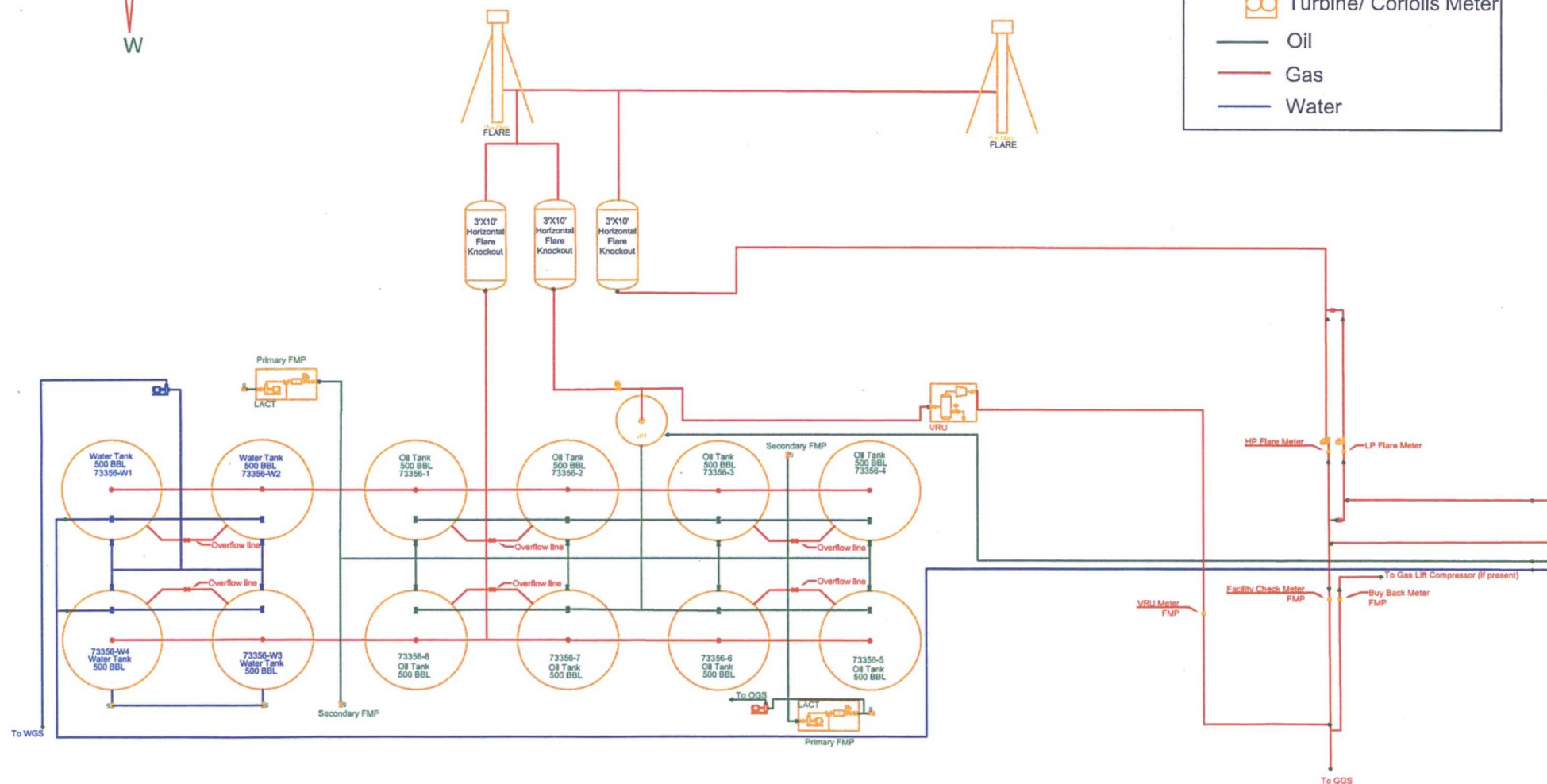
Lease NM - #89519

28-T26S-R33E



LEGEND

- Valve Open
- Valve Closed
- Valve Sealed
- Orifice Meter
- Turbine/ Coriolis Meter
- Oil
- Gas
- Water



FACILITY DIAGRAM

Shown: Major equipment, vessels, process piping, and valves

Not shown: Auxiliary process systems such as fuel/ pilot gas system, roll lines, recirculating lines, vent lines, and small drain lines

PRODUCTION PHASE: All valves that provide access to production are effectively sealed in the closed position.

SALES THROUGH LACT UNITS: Sale is measured through LACT units. All other valves that provide access to production (load-out valves) are effectively sealed in the closed position.

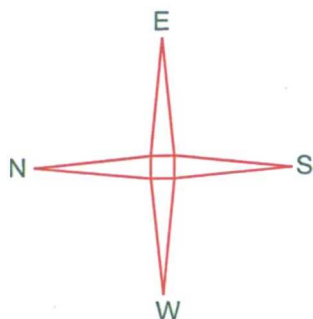
WATER TANKS: If the possibility for oil to enter water tanks exists through common recirculating or equalizing lines, oil tanks are isolated from water tanks by valves effectively sealed in the closed position.

EOG Resources, Inc.

Rattlesnake 28 West CTB

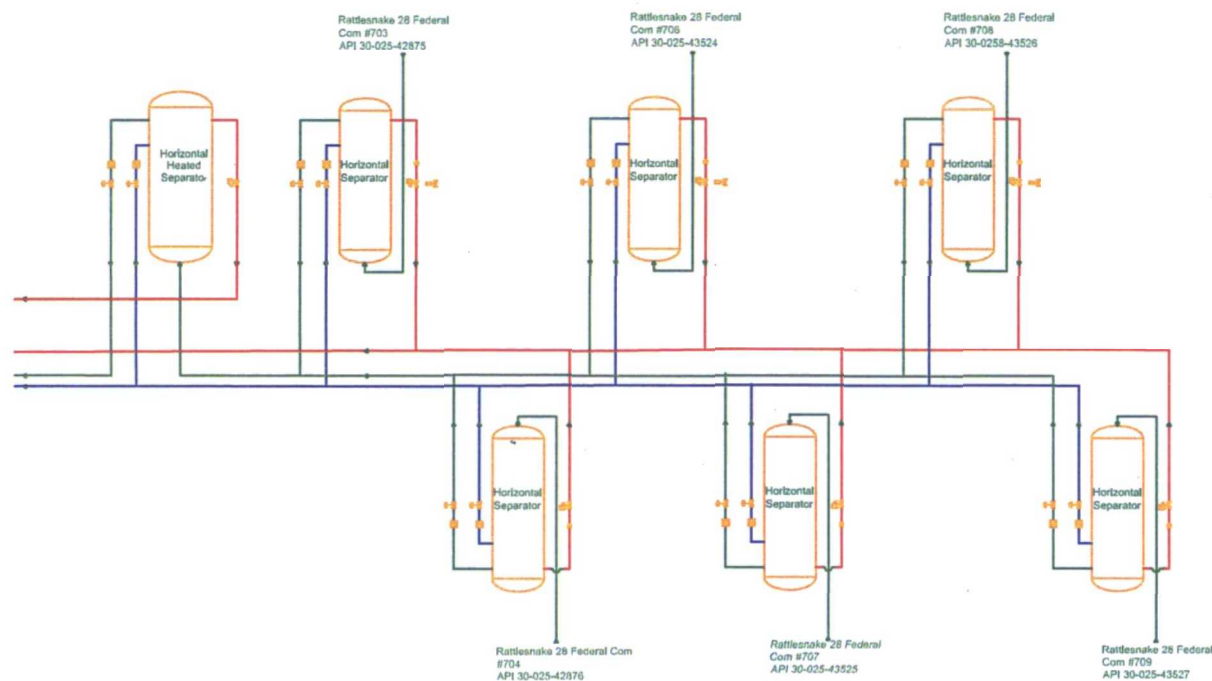
Lease NM - #89519

28-T26S-R33E



LEGEND

- Valve Open
- Valve Closed
- Valve Sealed
- Orifice Meter
- Turbine/ Coriolis Meter
- Oil
- Gas
- Water



FACILITY DIAGRAM

Shown: Major equipment, vessels, process piping, and valves

Not shown: Auxiliary process systems such as fuel/ pilot gas system, roll lines, recirculating lines, vent lines, and small drain lines

PRODUCTION PHASE: All valves that provide access to production are effectively sealed in the closed position.

SALES THROUGH LACT UNITS: Sale is measured through LACT units. All other valves that provide access to production (load-out valves) are effectively sealed in the closed position.

WATER TANKS: If the possibility for oil to enter water tanks exists through common recirculating or equalizing lines, oil tanks are isolated from water tanks by valves effectively sealed in the closed position.

Revised 5/10/2017

Page 2 of 2