

RECEIVED

District I  
1625 N. French Dr., Hobbs, NM 88240  
District II  
1301 W. Grand Avenue, Aztec, NM 88201  
District III  
1000 Rio Brazos Road, Aztec, NM 88201  
District IV  
1220 S. St. Francis Dr., Santa Fe, NM 87505

OCT 27 2008

HOBBS (11)

State of New Mexico  
Energy Minerals and Natural Resources  
Department  
Oil Conservation Division  
1220 South St. Francis Dr.  
Santa Fe, NM 87505

Form C-144 CLEZ  
July 21, 2008

For closed-loop systems that only use above ground steel tanks or haul-off bins and propose to implement waste removal for closure, submit to the appropriate NMOCD District Office.

**Closed-Loop System Permit or Closure Plan Application**

*(that only use above ground steel tanks or haul-off bins and propose to implement waste removal for closure)*

Type of action:  Permit  Closure

**Instructions:** Please submit one application (Form C-144 CLEZ) per individual closed-loop system request. For any application request other than for a closed-loop system that only use above ground steel tanks or haul-off bins and propose to implement waste removal for closure, please submit a Form C-144.

Please be advised that approval of this request does not relieve the operator of liability should operations result in pollution of surface water, ground water or the environment. Nor does approval relieve the operator of its responsibility to comply with any other applicable governmental authority's rules, regulations or ordinances.

1. Operator: XTO Energy, Inc. OGRID #: 005380  
 Address: 200 N. Loraine, Ste. 800 Midland, TX 79705  
 Facility or well name: Eunice Monument South Unit #554  
 API Number: 30-025-34845 OCD Permit Number: PI-DOB11  
 U/L or Qtr/Qtr L Section 31 Township T-20S Range R-37E County: Lea  
 Center of Proposed Design: Latitude \_\_\_\_\_ Longitude \_\_\_\_\_ NAD:  1927  1983  
 Surface Owner: Federal  State  Private  Tribal Trust or Indian Allotment

2. **X Closed-loop System:** Subsection H of 19.15.17.11 NMAC  
 Operation:  Drilling a new well  Workover or Drilling (Applies to activities which require prior approval of a permit or notice of intent) P&A  
 Above Ground Steel Tanks or  Haul-off Bins

3. **Signs:** Subsection C of 19.15.17.11 NMAC  
 12"x 24", 2" lettering, providing Operator's name, site location, and emergency telephone numbers  
 Signed in compliance with 19.15.3.103 NMAC

4. **Closed-loop Systems Permit Application Attachment Checklist:** Subsection B of 19.15.17.9 NMAC  
**Instructions:** Each of the following items must be attached to the application. Please indicate, by a check mark in the box, that the documents are attached.  
 Design Plan - based upon the appropriate requirements of 19.15.17.11 NMAC  
 Operating and Maintenance Plan - based upon the appropriate requirements of 19.15.17.12 NMAC  
 Closure Plan (Please complete Box 5) - based upon the appropriate requirements of Subsection C of 19.15.17.9 NMAC and 19.15.17.13 NMAC  
 Previously Approved Design (attach copy of design) API Number: \_\_\_\_\_  
 Previously Approved Operating and Maintenance Plan API Number: \_\_\_\_\_

5. **Waste Removal Closure For Closed-loop Systems That Utilize Above Ground Steel Tanks or Haul-off Bins Only:** (19.15.17.13.D NMAC)  
**Instructions:** Please identify the facility or facilities for the disposal of liquids, drilling fluids and drill cuttings. Use attachment if more than two facilities are required.  
 Disposal Facility Name: Sundance Services, Inc. Disposal Facility Permit Number: NM-01-0003  
 Disposal Facility Name: \_\_\_\_\_ Disposal Facility Permit Number: \_\_\_\_\_  
 Will any of the proposed closed-loop system operations and associated activities occur on or in areas that will not be used for future service and operations?  
 Yes (If yes, please provide the information below)  No  
**Required for impacted areas which will not be used for future service and operations:**  
 Soil Backfill and Cover Design Specifications - based upon the appropriate requirements of Subsection H of 19.15.17.13 NMAC  
 Re-vegetation Plan - based upon the appropriate requirements of Subsection I of 19.15.17.13 NMAC  
 Site Reclamation Plan - based upon the appropriate requirements of Subsection G of 19.15.17.13 NMAC

6. **Operator Application Certification:**  
 I hereby certify that the information submitted with this application is true, accurate and complete to the best of my knowledge and belief.  
 Name (Print): Kristy Ward Title: Regulatory Analyst  
 Signature: Kristy Ward Date: October 23, 2008  
 e-mail address: kristy\_ward@xtoenergy.com Telephone: 432-620-6740

7. **OCD Approval:**  Permit Application (including closure plan)  Closure Plan (only)

NOV 03 2008

OCD Representative Signature: *[Signature]* Approval Date: \_\_\_\_\_

Title: **OCD DISTRICT SUPERVISOR/GENERAL MANAGER** OCD Permit Number: PI-00611

8. **Closure Report (required within 60 days of closure completion):** Subsection K of 19.15.17.13 NMAC

*Instructions: Operators are required to obtain an approved closure plan prior to implementing any closure activities and submitting the closure report. The closure report is required to be submitted to the division within 60 days of the completion of the closure activities. Please do not complete this section of the form until an approved closure plan has been obtained and the closure activities have been completed.*

Closure Completion Date: \_\_\_\_\_

9. **Closure Report Regarding Waste Removal Closure For Closed-loop Systems That Utilize Above Ground Steel Tanks or Haul-off Bins Only:**

*Instructions: Please indentify the facility or facilities for where the liquids, drilling fluids and drill cuttings were disposed. Use attachment if more than two facilities were utilized.*

Disposal Facility Name: \_\_\_\_\_ Disposal Facility Permit Number: \_\_\_\_\_

Disposal Facility Name: \_\_\_\_\_ Disposal Facility Permit Number: \_\_\_\_\_

Were the closed-loop system operations and associated activities performed on or in areas that *will not* be used for future service and operations?

Yes (If yes, please demonstrate compliance to the items below)  No

*Required for impacted areas which will not be used for future service and operations:*

- Site Reclamation (Photo Documentation)
- Soil Backfilling and Cover Installation
- Re-vegetation Application Rates and Seeding Technique

10. **Operator Closure Certification:**

I hereby certify that the information and attachments submitted with this closure report is true, accurate and complete to the best of my knowledge and belief. I also certify that the closure complies with all applicable closure requirements and conditions specified in the approved closure plan.

Name (Print): \_\_\_\_\_ Title: \_\_\_\_\_

Signature: \_\_\_\_\_ Date: \_\_\_\_\_

e-mail address: \_\_\_\_\_ Telephone: \_\_\_\_\_

### **Operating and Maintenance Procedure:**

- Will submit C-144 (short form) to OCD to get permit to set steel tank at well location to be used to collect fluid during workover.
- When permit received from OCD, steel tank will be set at well location prior to work performed (without any type of liner).
- Operator will do daily visual tank inspection to locate any leak that might cause soil or ground water contamination.
- If leak is detected the OCD will be notified immediately.

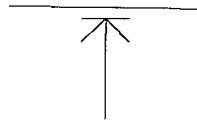
### **Closure Plan – based upon the appropriate requirements of Subsection C:**

Solids and Fluids will be removed from steel tanks and hauled off by trucking companies. They will then be taken to the closest approved public disposal: **See C-144 Form - (Sundance Services, Inc. – Disposal Facility Permit No. NM-01-0003)**

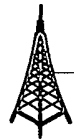
200 ft



ANCHORS



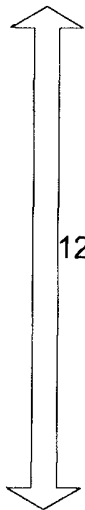
RIG



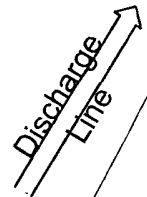
Wellhead




125. ft




Discharge Line




Return Line



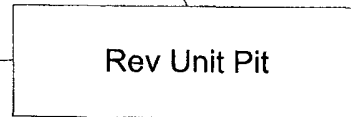
Rev Unit Pump



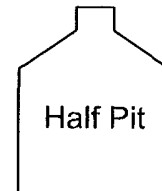
Suction Line



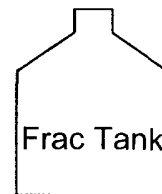
Rev Unit Pit



Half Pit



Frac Tank



WORKOVER