

District I - (505) 393-6161

PO Box 1980

Hobbs, NM 88241-1980

District II - (505) 748-1283

811 S. First

Artesia, NM 88210

District III - (505) 334-6178

1000 Rio Brazos Road

Aztec, NM 87410

New Mexico

Energy Minerals and Natural Resources Department

Oil Conservation Division

2040 South Pacheco Street

Santa Fe, New Mexico 87505

(505) 827-7131

Form C-140

Originated 11/1/95

Submit Original

Plus 2 Copies

to appropriate
District Office

H-0442 3126

**APPLICATION FOR
QUALIFICATION OF WELL WORKOVER PROJECT
AND CERTIFICATION OF APPROVAL**

THREE COPIES OF THIS APPLICATION AND ALL ATTACHMENTS MUST BE FILED WITH THE APPROPRIATE DISTRICT OFFICE OF THE CONSERVATION DIVISION.

I. Operator: Texaco Exploration & Production Inc OGRID #: 022351

Address: 205 E. Bender Blvd.; Hobbs, New Mexico 88240

Contact Party: Mike Quintana Phone #: (505) 397-0451

II. Name of Well: G.W. Sims # 1 API #: 30 025 32223
Location of Well: Unit Letter B, 510' Feet from the North line and 2230' feet from the East

Section 9, Township 23S, Range 37E, NMPM, Lea County

III. Date Workover Procedures Commenced: 07/22/97
Date Workover Procedures were Completed: 08/01/97

IV. Attach a description of the Workover Procedures undertaken to increase the projection from the Well.

V. Attach an estimate of the production rate of the Well (a production decline curve or other acceptable method, and table showing monthly oil and/or gas Project Production) based on at least twelve (12) months of established production which shows the future rate of production based on well performance prior to performing Workover.

VI. Pool(s) on which Production Projection is based: North Teage, Drinkard Abbo/Tubb

VII. AFFIDAVIT:

State of N. M.)
) ss.
County of Lea)

Russell S. Pool, being first duly sworn, upon oath states:

- I am the Operator or authorized representative of the Operator of the above referenced Well.
- I have made, or caused to be made, a diligent search of the production records which are reasonably available and contain information relevant to the production history of this Well.
Restoration Project.
- To the best of my knowledge, the data used to prepare the Production Projection for this Well is complete and accurate and this projection was prepared using sound petroleum engineering principles.


RSPal
(Name)

Senior Engineer Hobbs Operating Unit
(Title)

mf

G.W. Sims # 1

SUBSCRIBED AND SWORN TO before me this 19th of February, 1998



Notary Public John Ayers

My Commission expires: 2/29/2000

FOR OIL CONSERVATION DIVISION USE ONLY:

VIII. CERTIFICATION OF APPROVAL:


This Application for Qualification of Well Workover Project is hereby approved and the above referenced Well is designated as a Well Workover Project pursuant to the "Natural Gas and Crude Oil Production Incentive Act" (Laws 1995, Chapter 15, Sections 1 through 8). The Oil Conservation Division hereby verifies the Production projection for the Well Workover Project attached to this application. By copy of this Application and Certification of Approval, the Division notifies the Secretary of the Taxation and Revenue Department of this Approval and certifies that this Well Workover Project has been completed as of 8-1-97, 1997.


District Supervisor, District 1
Oil Conservation Division **Geologist**
Date: 2/26/98

IX. DATE OF NOTIFICATION TO THE SECRETARY OF THE TAXATION AND REVENUE DEPARTMENT.
DATE: _____

SIMS, G. W. 1 TEAGUE TUBB, NORTH (ASSOC.)

TEPI NUL



BOPD BWPD MCF

YEARS

LEASE DATA
 LSE 013194
 FLD 96315
 OPER TEPI
 ZONE NUL

COUNTY 025
 STATE 30
 30025322230002
 STATUS 1-98
 CO 16 MBO
 CG 424 MCF
 CM 5 MBW
 BOPD 6
 BWPD 0
 MCFPD 0
 WELLS 1
 CI 0 MBWI
 BWIPD 0

Production Projection

Well Name & #: _____

G.W. Sims # 1

Prior Oil Prod. Rate (BOPD): _____

11

Producing Formation: _____

Teage Tubb North

Oil Decline Factor: _____

0.98855539

Oil Decline Rate (%): _____

13

Prior Gas Prod. Rate (MCFGD): _____

218

Gas Decline Rate (%): _____

29

Completion Date (m/yr): _____

Aug-97

Gas Decline Factor: _____

0.972317685

Month	Projected Oil Production	Projected Gas Production	Projected Cumulative Oil Production	Projected Cumulative Gas Production
Aug-97	334	6627	334	6627
Sep-97	331	6444	665	13071
Oct-97	327	6265	992	19336
Nov-97	323	6092	1315	25428
Dec-97	319	5923	1634	31352
Jan-98	316	5759	1950	37111
Feb-98	312	5600	2262	42711
Mar-98	309	5445	2570	48156
Apr-98	305	5294	2875	53450
May-98	301	5146	3177	58597
Jun-98	298	5005	3475	63602
Jul-98	295	4867	3770	68469
Aug-98	291	4732	4061	73201
Sep-98	288	4601	4349	77802
Oct-98	285	4473	4633	82275
Nov-98	281	4350	4915	86625
Dec-98	278	4229	5193	90854
Jan-99	275	4112	5468	94966
Feb-99	272	3998	5740	98964
Mar-99	269	3888	6009	102852
Apr-99	266	3780	6274	106632
May-99	263	3675	6537	110307
Jun-99	260	3574	6796	113881
Jul-99	257	3475	7053	117356
Aug-99	254	3379	7307	120734
Sep-99	251	3285	7557	124019
Oct-99	248	3194	7805	127213
Nov-99	245	3106	8050	130319
Dec-99	242	3020	8293	133339
Jan-00	240	2936	8532	136275
Feb-00	237	2855	8769	139130
Mar-00	234	2776	9003	141905
Apr-00	231	2699	9234	144604
May-00	229	2624	9463	147228
Jun-00	226	2552	9689	149780
Jul-00	224	2481	9913	152261
Aug-00	221	2412	10134	154673

Production Projection

Sep-00	218	2345	10352	157019
Oct-00	218	2345	10352	157019
Nov-00	216	2281	10568	159299
Dec-00	213	2217	10782	161517
Jan-01	211	2156	10993	163673
Feb-01	209	2096	11201	165769
Mar-01	206	2038	11407	167807
Apr-01	204	1982	11611	169789
May-01	202	1927	11813	171716
Jun-01	199	1874	12012	173590
Jul-01	197	1822	12209	175412
Aug-01	195	1771	12404	177183
Sep-01	192	1722	12596	178906
Oct-01	192	1722	12596	178906
Nov-01	190	1675	12786	180580
Dec-01	188	1628	12974	182209
Jan-02	186	1583	13160	183792
Feb-02	184	1539	13344	185331
Mar-02	182	1497	13526	186828
Apr-02	180	1455	13705	188283
May-02	178	1415	13883	189699
Jun-02	176	1376	14059	191074
Jul-02	174	1338	14232	192412
Aug-02	172	1301	14404	193713
Sep-02	170	1265	14573	194978
Oct-02	170	1265	14573	194978
Nov-02	168	1230	14741	196208
Dec-02	166	1196	14907	197403
Jan-03	164	1163	15070	198566
Feb-03	162	1130	15232	199666
Mar-03	160	1099	15392	200796
Apr-03	158	1069	15551	201864
May-03	156	1039	15707	202903
Jun-03	155	1010	15862	203914
Jul-03	153	982	16015	204896
Aug-03	151	955	16166	205851
Sep-03	149	929	16315	206780
Oct-03	148	903	16463	207683
Nov-03	146	878	16609	208561
Dec-03	144	854	16753	209415
Jan-04	143	830	16896	210245
Feb-04	141	807	17037	211052
Mar-04	139	785	17176	211837
Apr-04	138	763	17314	212600
May-04	136	742	17451	213342
Jun-04	135	721	17585	214063
Jul-04	133	701	17718	214765
Aug-04	132	682	17850	215447
Sep-04	130	663	17980	216110

Production Projection

Oct-04	129	645	18109	216755
Nov-04	127	627	18236	217362
Dec-04	126	610	18362	217991
Jan-05	124	593	18486	218584
Feb-05	123	576	18609	219160
Mar-05	121	560	18730	219721
Apr-05	120	545	18850	220265
May-05	119	530	18969	220795
Jun-05	117	515	19086	221310
Jul-05	116	501	19202	221811
Aug-05	115	487	19317	222298
Sep-05	113	473	19430	222771
Oct-05	112	460	19542	223232
Nov-05	111	448	19653	223679
Dec-05	109	435	19763	224115
Jan-06	108	423	19871	224538
Feb-06	107	411	19978	224949
Mar-06	106	400	20084	225349
Apr-06	105	389	20188	225738
May-06	103	378	20292	226117
Jun-06	102	368	20394	226484
Jul-06	101	358	20495	226842
Aug-06	100	348	20595	227190
Sep-06	99	338	20693	227528
Oct-06	98	329	20791	227856
Nov-06	96	320	20888	228176
Dec-06	95	311	20983	228487
Jan-07	94	302	21077	228789
Feb-07	93	294	21170	229083
Mar-07	92	286	21263	229368
Apr-07	91	278	21354	229646
May-07	90	270	21444	229916
Jun-07	89	263	21533	230179
Jul-07	88	255	21621	230434
Aug-07	87	248	21708	230682
Sep-07	86	241	21794	230924
Oct-07	85	235	21879	231158
Nov-07	84	228	21963	231387
Dec-07	83	222	22046	231609
Jan-08	82	216	22128	231824
Feb-08	81	210	22209	232034
Mar-08	80	204	22289	232238
Apr-08	79	198	22369	232436
May-08	78	193	22447	232629
Jun-08	78	187	22525	232817
Jul-08	77	182	22601	232999
Aug-08	76	177	22677	233176
Sep-08	75	172	22752	233349
Oct-08	74	168	22826	233516

Production Projection

Nov-08	73	163	22899	233679
Dec-08	72	158	22971	233837
Jan-09	72	154	23043	233991
Feb-09	71	150	23114	234141
Mar-09	70	146	23184	234287
Apr-09	69	142	23253	234428
May-09	68	138	23321	234566
Jun-09	68	134	23389	234700
Jul-09	67	130	23455	234830
Aug-09	66	127	23521	234957
Sep-09	65	123	23587	235080
Oct-09	64	120	23651	235199
Nov-09	64	116	23715	235316
Dec-09	63	113	23778	235429
Jan-10	62	110	23840	235539
Feb-10	62	107	23902	235646
Mar-10	61	104	23963	235750
Apr-10	60	101	24023	235851
May-10	59	98	24082	235949
Jun-10	59	96	24141	236045
Jul-10	58	93	24199	236138
Aug-10	57	90	24257	236228
Sep-10	57	88	24313	236316
Oct-10	56	85	24370	236401
Nov-10	56	83	24425	236484
Dec-10	55	81	24480	236565
Jan-11	54	79	24534	236644
Feb-11	54	76	24588	236720
Mar-11	53	74	24641	236794
Apr-11	52	72	24693	236866
May-11	52	70	24745	236937
Jun-11	51	68	24796	237005
Jul-11	51	66	24847	237071
Aug-11	50	65	24897	237136
Sep-11	49	63	24947	237199
Oct-11	49	61	24996	237260
Nov-11	48	59	25044	237319
Dec-11	48	58	25092	237377
Jan-12	47	56	25139	237433
Feb-12	47	55	25186	237487
Mar-12	46	53	25232	237540
Apr-12	46	52	25278	237592
May-12	45	50	25323	237642
Jun-12	45	49	25367	237690
Jul-12	44	47	25411	237738
Aug-12	44	46	25455	237784
Sep-12	43	45	25498	237829
Oct-12	43	44	25541	237872
Nov-12	42	42	25583	237915

Production Projection

Dec-12	42	41	25625	237956
Jan-13	41	40	25666	237996
Feb-13	41	39	25706	238035
Mar-13	40	38	25747	238073
Apr-13	40	37	25786	238109
May-13	39	36	25826	238145
Jun-13	39	35	25865	238180
Jul-13	38	34	25903	238214
Aug-13	38	33	25941	238247
Sep-13	38	32	25979	238279
Oct-13	37	31	26016	238310
Nov-13	37	30	26052	238340
Dec-13	36	29	26089	238369
Jan-14	36	29	26124	238398
Feb-14	35	28	26160	238426
Mar-14	35	27	26195	238453
Apr-14	35	26	26230	238479
May-14	34	26	26264	238505
Jun-14	34	25	26298	238529
Jul-14	33	24	26331	238554
Aug-14	33	23	26364	238577
Sep-14	33	23	26397	238600
Oct-14	32	22	26429	238622
Nov-14	32	22	26461	238644
Dec-14	31	21	26493	238665
Jan-15	31	20	26524	238685
Feb-15	31	20	26555	238705
Mar-15	30	19	26585	238724
Apr-15	30	19	26616	238743
May-15	30	18	26645	238761
Jun-15	29	18	26675	238779
Jul-15	29	17	26704	238796
Aug-15	29	17	26733	238813
Sep-15	28	16	26761	238829
Oct-15	28	16	26790	238845
Nov-15	28	15	26817	238861
Dec-15	28	15	26845	238876
Jan-16	27	15	26872	238890
Feb-16	27	14	26899	238904
Mar-16	27	14	26926	238918
Apr-16	26	13	26952	238931
May-16	26	13	26978	238944
Jun-16	26	13	27003	238957
Jul-16	25	12	27029	238969
Aug-16	25	12	27054	238981
Sep-16	25	12	27079	238993
Oct-16	25	11	27103	239004
Nov-16	24	11	27128	239015
Dec-16	24	11	27152	239026

Production Projection

Jan-17	24	10	27175	239036
Feb-17	23	10	27199	239047
Mar-17	23	10	27222	239056
Apr-17	23	10	27245	239066
May-17	23	9	27267	239075
Jun-17	22	9	27290	239084
Jul-17	22	9	27312	239093
Aug-17	22	9	27334	239102
Sep-17	22	8	27355	239110
Oct-17	21	8	27377	239118
Nov-17	21	8	27398	239126
Dec-17	21	8	27419	239134
Jan-18	21	7	27439	239141
Feb-18	20	7	27460	239148
Mar-18	20	7	27480	239155
Apr-18	20	7	27500	239162
May-18	20	7	27519	239169
Jun-18	19	6	27539	239175
Jul-18	19	6	27558	239181
Aug-18	19	6	27577	239188
Sep-18	19	6	27596	239193
Oct-18	19	6	27615	239199
Nov-18	18	6	27633	239205
Dec-18	18	5	27651	239210
Jan-19	18	5	27669	239216
Feb-19	18	5	27687	239221
Mar-19	18	5	27705	239226
Apr-19	17	5	27722	239231
May-19	17	5	27739	239235
Jun-19	17	5	27756	239240
Jul-19	17	4	27773	239245
Aug-19	17	4	27789	239249
Sep-19	16	4	27806	239253
Oct-19	16	4	27822	239257
Nov-19	16	4	27838	239261
Dec-19	16	4	27854	239265
Jan-20	16	4	27870	239269
Feb-20	15	4	27885	239273
Mar-20	15	4	27900	239276
Apr-20	15	4	27915	239280
May-20	15	3	27930	239283
Jun-20	15	3	27945	239286
Jul-20	15	3	27960	239290
Aug-20	14	3	27974	239293
Sep-20	14	3	27988	239296
Oct-20	14	3	28003	239299
Nov-20	14	3	28017	239301
Dec-20	14	3	28030	239304
Jan-21	14	3	28044	239307

Production Projection

Feb-21	13	3	28057	239310
Mar-21	13	3	28071	239312
Apr-21	13	2	28084	239315
May-21	13	2	28097	239317
Jun-21	13	2	28110	239319
Jul-21	13	2	28123	239322
Aug-21	13	2	28135	239324
Sep-21	12	2	28148	239326
Oct-21	12	2	28160	239328
Nov-21	12	2	28172	239330
Dec-21	12	2	28184	239332
Jan-22	12	2	28196	239334
Feb-22	12	2	28208	239336
Mar-22	12	2	28219	239338
Apr-22	11	2	28231	239340
May-22	11	2	28242	239341
Jun-22	11	2	28253	239343
Jul-22	11	2	28264	239345
Aug-22	11	2	28275	239346
Sep-22	11	2	28286	239348
Oct-22	11	1	28297	239349
Nov-22	11	1	28307	239351
Dec-22	10	1	28318	239352
Jan-23	10	1	28328	239354
Feb-23	10	1	28339	239355
Mar-23	10	1	28349	239356
Apr-23	10	1	28359	239357
May-23	10	1	28368	239359
Jun-23	10	1	28378	239360
Jul-23	10	1	28388	239361
Aug-23	10	1	28397	239362
Sep-23	9	1	28407	239363
Oct-23	9	1	28416	239364
Nov-23	9	1	28425	239365
Dec-23	9	1	28435	239366
Jan-24	9	1	28444	239367
Feb-24	9	1	28452	239368
Mar-24	9	1	28461	239369
Apr-24	9	1	28470	239370
May-24	9	1	28479	239371
Jun-24	9	1	28487	239372
Jul-24	8	1	28495	239373
Aug-24	8	1	28504	239374
Sep-24	8	1	28512	239374
Oct-24	8	1	28520	239375
Nov-24	8	1	28528	239376
Dec-24	8	1	28536	239377
Jan-25	8	1	28544	239377
Feb-25	8	1	28552	239378

Production Projection

Mar-25	8	1	28559	239379
Apr-25	8	1	28567	239379
May-25	7	1	28574	239380
Jun-25	7	1	28582	239380
Jul-25	7	1	28589	239381
Aug-25	7	1	28596	239382
Sep-25	7	1	28604	239382
Oct-25	7	1	28611	239383
Nov-25	7	1	28618	239383
Dec-25	7	1	28625	239384
Jan-26	7	1	28631	239384
Feb-26	7	0	28638	239385
Mar-26	7	0	28645	239385
Apr-26	7	0	28651	239386
May-26	7	0	28658	239386
Jun-26	6	0	28664	239387
Jul-26	6	0	28671	239387
Aug-26	6	0	28677	239387
Sep-26	6	0	28683	239388
Oct-26	6	0	28690	239388
Nov-26	6	0	28696	239389
Dec-26	6	0	28702	239389
Jan-27	6	0	28708	239389
Feb-27	6	0	28713	239390
Mar-27	6	0	28719	239390
Apr-27	6	0	28725	239390
May-27	6	0	28731	239391
Jun-27	6	0	28736	239391
Jul-27	6	0	28742	239391
Aug-27	5	0	28747	239392
Sep-27	5	0	28753	239392
Oct-27	5	0	28758	239392
Nov-27	5	0	28764	239392
Dec-27	5	0	28769	239393
Jan-28	5	0	28774	239393
Feb-28	5	0	28779	239393
Mar-28	5	0	28784	239393
Apr-28	5	0	28789	239394
May-28	5	0	28794	239394
Jun-28	5	0	28799	239394
Jul-28	5	0	28804	239394
Aug-28	5	0	28809	239395
Sep-28	5	0	28813	239395
Oct-28	5	0	28818	239395
Nov-28	5	0	28823	239395
Dec-28	5	0	28827	239395
Jan-29	5	0	28832	239396
Feb-29	4	0	28836	239396
Mar-29	4	0	28841	239396

Production Projection

Apr-29	4	0	28845	239396
May-29	4	0	28849	239396
Jun-29	4	0	28854	239396
Jul-29	4	0	28858	239397
Aug-29	4	0	28862	239397
Sep-29	4	0	28866	239397
Oct-29	4	0	28870	239397
Nov-29	4	0	28874	239397
Dec-29	4	0	28878	239397
Jan-30	4	0	28882	239397
Feb-30	4	0	28886	239397
Mar-30	4	0	28890	239398
Apr-30	4	0	28894	239398
May-30	4	0	28897	239398
Jun-30	4	0	28901	239398
Jul-30	4	0	28905	239398
Aug-30	4	0	28908	239398
Sep-30	4	0	28912	239398
Oct-30	4	0	28916	239398
Nov-30	4	0	28919	239398
Dec-30	3	0	28922	239399
Jan-31	3	0	28926	239399
Feb-31	3	0	28929	239399
Mar-31	3	0	28933	239399
Apr-31	3	0	28936	239399
May-31	3	0	28939	239399
Jun-31	3	0	28942	239399
Jul-31	3	0	28946	239399
Aug-31	3	0	28949	239399
Sep-31	3	0	28952	239399
Oct-31	3	0	28955	239399
Nov-31	3	0	28958	239400
Dec-31	3	0	28961	239400
Jan-32	3	0	28964	239400
Feb-32	3	0	28967	239400
Mar-32	3	0	28970	239400
Apr-32	3	0	28973	239400
May-32	3	0	28976	239400
Jun-32	3	0	28979	239400
Jul-32	3	0	28981	239400
Aug-32	3	0	28984	239400
Sep-32	3	0	28987	239400
Oct-32	3	0	28989	239400
Nov-32	3	0	28992	239400
Dec-32	3	0	28995	239400
Jan-33	3	0	28997	239400
Mar-33	3	0	29000	239400
Apr-33	3	0	29002	239400
May-33	3	0	29005	239400

Production Projection

Jun-33	2	0	29007	239400
Jul-33	2	0	29010	239400
Aug-33	2	0	29012	239401
Sep-33	2	0	29015	239401
Oct-33	2	0	29017	239401
Nov-33	2	0	29019	239401
Dec-33	2	0	29022	239401
Jan-34	2	0	29024	239401
Feb-34	2	0	29026	239401
Mar-34	2	0	29029	239401
Apr-34	2	0	29031	239401
May-34	2	0	29033	239401
Jun-34	2	0	29035	239401
Jul-34	2	0	29037	239401
Aug-34	2	0	29039	239401
Sep-34	2	0	29041	239401
Oct-34	2	0	29044	239401
Nov-34	2	0	29046	239401
Dec-34	2	0	29048	239401
Jan-35	2	0	29050	239401
Feb-35	2	0	29052	239401
Mar-35	2	0	29054	239401
Apr-35	2	0	29055	239401
May-35	2	0	29057	239401
Jun-35	2	0	29059	239401
Jul-35	2	0	29061	239401
Aug-35	2	0	29063	239401
Sep-35	2	0	29065	239401
Oct-35	2	0	29067	239401
Nov-35	2	0	29068	239401
Dec-35	2	0	29070	239401
Jan-36	2	0	29072	239401
Feb-36	2	0	29074	239401
Mar-36	2	0	29075	239401
Apr-36	2	0	29077	239401
May-36	2	0	29079	239401
Jun-36	2	0	29080	239401
Jul-36	2	0	29082	239401
Aug-36	2	0	29083	239401
Sep-36	2	0	29085	239401
Oct-36	2	0	29087	239401
Nov-36	2	0	29088	239401
Dec-36	2	0	29090	239401
Jan-37	2	0	29091	239401
Feb-37	1	0	29093	239402
Mar-37	1	0	29094	239402
Apr-37	1	0	29096	239402
May-37	1	0	29097	239402
Jun-37	1	0	29098	239402

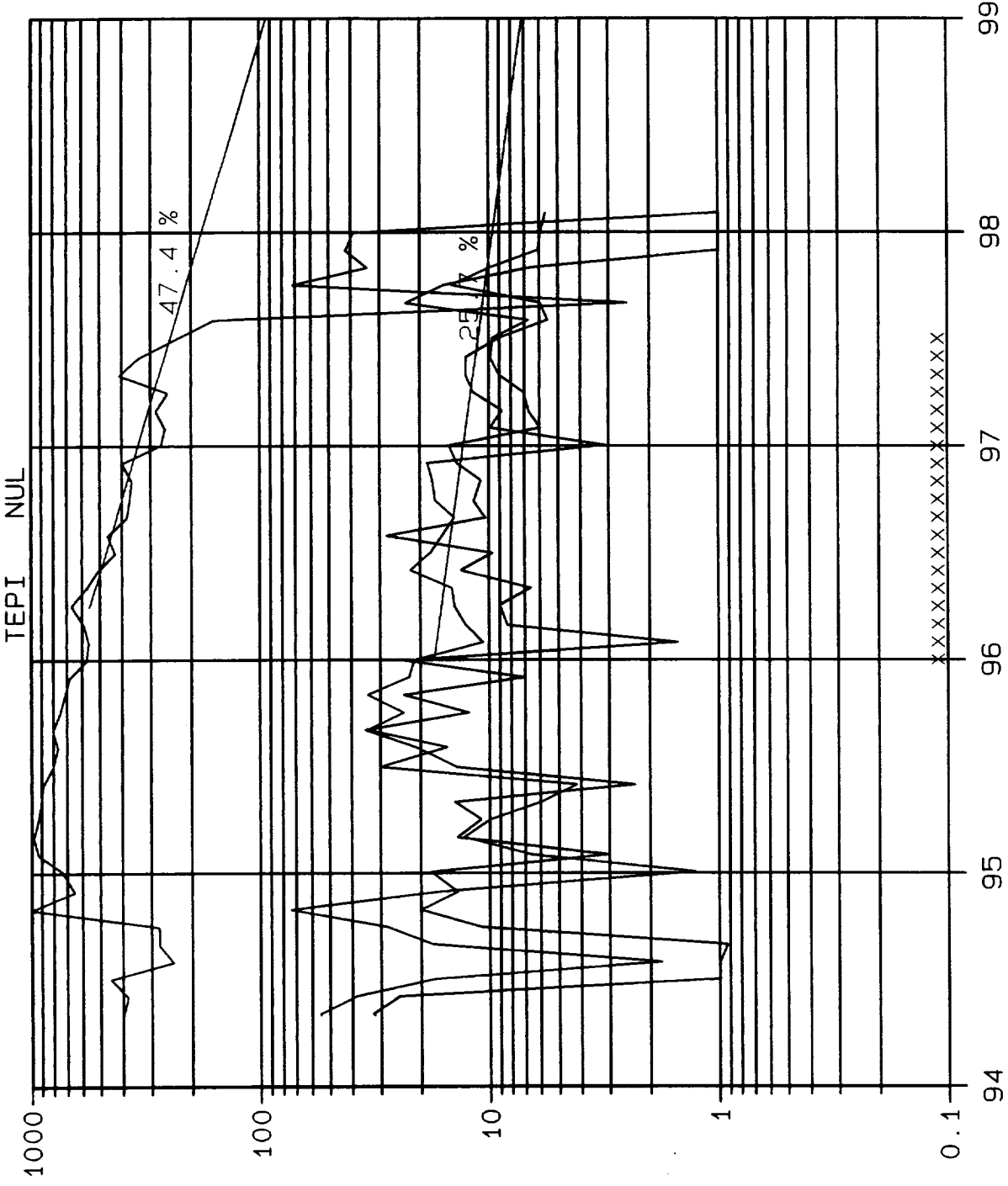
Production Projection

Jul-37	1	0	29100	239402
Aug-37	1	0	29101	239402
Oct-37	1	0	29103	239402
Nov-37	1	0	29104	239402
Dec-37	1	0	29105	239402
Jan-38	1	0	29107	239402
Feb-38	1	0	29108	239402
Mar-38	1	0	29109	239402
Apr-38	1	0	29111	239402
May-38	1	0	29112	239402
Jun-38	1	0	29113	239402
Jul-38	1	0	29114	239402
Aug-38	1	0	29116	239402
Sep-38	1	0	29117	239402
Oct-38	1	0	29118	239402
Nov-38	1	0	29119	239402
Dec-38	1	0	29120	239402
Jan-39	1	0	29122	239402
Feb-39	1	0	29123	239402
Mar-39	1	0	29124	239402
Apr-39	1	0	29125	239402
May-39	1	0	29126	239402
Jun-39	1	0	29127	239402
Jul-39	1	0	29128	239402
Aug-39	1	0	29129	239402
Sep-39	1	0	29130	239402
Oct-39	1	0	29131	239402
Nov-39	1	0	29133	239402
Dec-39	1	0	29134	239402
Jan-40	1	0	29135	239402
Feb-40	1	0	29136	239402
Mar-40	1	0	29137	239402
Apr-40	1	0	29138	239402
May-40	1	0	29138	239402
Jun-40	1	0	29139	239402
Jul-40	1	0	29140	239402
Aug-40	1	0	29141	239402
Sep-40	1	0	29142	239402
Oct-40	1	0	29143	239402
Nov-40	1	0	29144	239402
Dec-40	1	0	29145	239402
Jan-41	1	0	29146	239402
Feb-41	1	0	29147	239402
Mar-41	1	0	29148	239402
Apr-41	1	0	29148	239402
May-41	1	0	29149	239402
Jun-41	1	0	29150	239402
Jul-41	1	0	29151	239402
	1	0	29152	239402

SIMS, G. W. 1 TEAGUE DRINKARD-ABO, NORTH (ASSOC.)

LEASE DATA
 LSE 013194
 FLD 96313
 OPER TEPI
 ZONE NUL

 COUNTY 025
 STATE 30
 30025322230001
 STATUS 1-98
 CO 23 MBO
 CG 663 MMCF
 CW --- MBW
 BOPD 6
 BWPD 0
 MCFPD 0
 WELLS 1
 CI 0 MBWI
 BWIPD 0



— BOPD
 — BWPD
 — MCFPD

YEARS

Production Projection

Well Name & #: _____

G.W. Sims # 1

Prior Oil Prod. Rate (BOPD): _____

10

Producing Formation: _____

Teage Drinkard Abo North

Oil Decline Factor: _____

0.975548955

Oil Decline Rate (%): _____

26

Prior Gas Prod. Rate (MCFGD): _____

202

Gas Decline Rate (%): _____

47

Completion Date (m/yr): _____

Sep-97

Gas Decline Factor: _____

0.947870076

Month	Projected Oil Production	Projected Gas Production	Projected Cumulative Oil Production	Projected Cumulative Gas Production
Sep-97	304	6141	304	6141
Oct-97	297	5821	601	11961
Nov-97	289	5517	890	17479
Dec-97	282	5230	1172	22708
Jan-98	275	4957	1447	27665
Feb-98	269	4699	1716	32364
Mar-98	262	4454	1978	36818
Apr-98	256	4221	2234	41039
May-98	249	4001	2483	45041
Jun-98	243	3793	2726	48833
Jul-98	237	3595	2964	52429
Aug-98	232	3408	3195	55836
Sep-98	226	3230	3421	59066
Oct-98	220	3062	3642	62128
Nov-98	215	2902	3856	65030
Dec-98	210	2751	4066	67781
Jan-99	205	2607	4271	70388
Feb-99	200	2471	4470	72860
Mar-99	195	2343	4665	75202
Apr-99	190	2221	4855	77423
May-99	185	2105	5040	79528
Jun-99	181	1995	5221	81523
Jul-99	176	1891	5397	83414
Aug-99	172	1792	5569	85206
Sep-99	168	1699	5737	86905
Oct-99	164	1610	5901	88516
Nov-99	160	1526	6061	90042
Dec-99	156	1447	6216	91489
Jan-00	152	1371	6368	92860
Feb-00	148	1300	6517	94160
Mar-00	145	1232	6661	95393
Apr-00	141	1168	6803	96561
May-00	138	1107	6940	97668
Jun-00	134	1049	7074	98717
Jul-00	131	995	7206	99712
Aug-00	128	943	7333	100655
Sep-00	125	894	7458	101548

Production Projection

Oct-00	122	847	7580	102395
Nov-00	122	847	7580	102395
Dec-00	119	803	7698	103198
Jan-01	116	761	7814	103959
Feb-01	113	721	7927	104681
Mar-01	110	684	8037	105365
Apr-01	107	648	8145	106013
May-01	105	614	8250	106627
Jun-01	102	582	8352	107209
Jul-01	100	552	8452	107761
Aug-01	97	523	8549	108285
Sep-01	95	496	8644	108781
Oct-01	93	470	8737	109251
Nov-01	93	470	8737	109251
Dec-01	90	446	8827	109696
Jan-02	88	422	8915	110119
Feb-02	86	400	9001	110519
Mar-02	84	379	9085	110898
Apr-02	82	360	9167	111258
May-02	80	341	9247	111599
Jun-02	78	323	9325	111922
Jul-02	76	306	9401	112228
Aug-02	74	290	9475	112519
Sep-02	72	275	9547	112794
Oct-02	71	261	9618	113055
Nov-02	71	261	9618	113055
Dec-02	69	247	9687	113302
Jan-03	67	234	9754	113536
Feb-03	66	222	9819	113759
Mar-03	64	211	9883	113969
Apr-03	62	200	9945	114169
May-03	61	189	10006	114358
Jun-03	59	179	10066	114537
Jul-03	58	170	10124	114707
Aug-03	56	161	10180	114868
Sep-03	55	153	10235	115021
Oct-03	54	145	10289	115166
Nov-03	52	137	10341	115303
Dec-03	51	130	10392	115433
Jan-04	50	123	10442	115556
Feb-04	49	117	10491	115673
Mar-04	47	111	10538	115784
Apr-04	46	105	10585	115889
May-04	45	100	10630	115989
Jun-04	44	94	10674	116083
Jul-04	43	89	10717	116172
Aug-04	42	85	10759	116257
Sep-04	41	80	10800	116337
Oct-04	40	76	10840	116413

Production Projection

Nov-04	39	72	10879	116486
Dec-04	38	68	10917	116554
Jan-05	37	65	10954	116619
Feb-05	36	61	10990	116680
Mar-05	35	58	11025	116739
Apr-05	34	55	11060	116794
May-05	34	52	11093	116846
Jun-05	33	50	11126	116896
Jul-05	32	47	11158	116943
Aug-05	31	45	11189	116987
Sep-05	30	42	11220	117030
Oct-05	30	40	11249	117070
Nov-05	29	38	11278	117108
Dec-05	28	36	11306	117144
Jan-06	28	34	11334	117178
Feb-06	27	32	11361	117210
Mar-06	26	31	11387	117241
Apr-06	26	29	11413	117270
May-06	25	28	11438	117297
Jun-06	24	26	11462	117323
Jul-06	24	25	11486	117348
Aug-06	23	23	11509	117372
Sep-06	23	22	11531	117394
Oct-06	22	21	11554	117415
Nov-06	22	20	11575	117435
Dec-06	21	19	11596	117454
Jan-07	20	18	11616	117472
Feb-07	20	17	11636	117489
Mar-07	19	16	11656	117505
Apr-07	19	15	11675	117520
May-07	19	14	11693	117535
Jun-07	18	14	11712	117548
Jul-07	18	13	11729	117561
Aug-07	17	12	11746	117574
Sep-07	17	12	11763	117585
Oct-07	16	11	11780	117596
Nov-07	16	11	11796	117607
Dec-07	16	10	11811	117617
Jan-08	15	9	11826	117626
Feb-08	15	9	11841	117635
Mar-08	14	8	11856	117644
Apr-08	14	8	11870	117652
May-08	14	8	11884	117659
Jun-08	13	7	11897	117667
Jul-08	13	7	11910	117674
Aug-08	13	6	11923	117680
Sep-08	12	6	11935	117686
Oct-08	12	6	11947	117692
Nov-08	12	6	11959	117698

Production Projection

Dec-08	12	5	11971	117703
Jan-09	11	5	11982	117708
Feb-09	11	5	11993	117712
Mar-09	11	4	12004	117717
Apr-09	10	4	12015	117721
May-09	10	4	12025	117725
Jun-09	10	4	12035	117729
Jul-09	10	4	12044	117733
Aug-09	10	3	12054	117736
Sep-09	9	3	12063	117739
Oct-09	9	3	12072	117742
Nov-09	9	3	12081	117745
Dec-09	9	3	12090	117748
Jan-10	8	3	12098	117751
Feb-10	8	2	12106	117753
Mar-10	8	2	12114	117755
Apr-10	8	2	12122	117758
May-10	8	2	12130	117760
Jun-10	7	2	12137	117762
Jul-10	7	2	12144	117764
Aug-10	7	2	12151	117765
Sep-10	7	2	12158	117767
Oct-10	7	2	12165	117769
Nov-10	7	2	12172	117770
Dec-10	6	1	12178	117772
Jan-11	6	1	12184	117773
Feb-11	6	1	12190	117774
Mar-11	6	1	12196	117776
Apr-11	6	1	12202	117777
May-11	6	1	12208	117778
Jun-11	6	1	12213	117779
Jul-11	5	1	12219	117780
Aug-11	5	1	12224	117781
Sep-11	5	1	12229	117782
Oct-11	5	1	12234	117783
Nov-11	5	1	12239	117783
Dec-11	5	1	12243	117784
Jan-12	5	1	12248	117785
Feb-12	5	1	12253	117786
Mar-12	4	1	12257	117786
Apr-12	4	1	12261	117787
May-12	4	1	12266	117787
Jun-12	4	1	12270	117788
Jul-12	4	1	12274	117788
Aug-12	4	0	12278	117789
Sep-12	4	0	12281	117789
Oct-12	4	0	12285	117790
Nov-12	4	0	12289	117790
Dec-12	4	0	12292	117791

Production Projection

Jan-13	3	0	12296	117791
Feb-13	3	0	12299	117791
Mar-13	3	0	12302	117792
Apr-13	3	0	12305	117792
May-13	3	0	12309	117792
Jun-13	3	0	12312	117793
Jul-13	3	0	12315	117793
Aug-13	3	0	12317	117793
Sep-13	3	0	12320	117793
Oct-13	3	0	12323	117794
Nov-13	3	0	12326	117794
Dec-13	3	0	12328	117794
Jan-14	3	0	12331	117794
Feb-14	2	0	12333	117795
Mar-14	2	0	12336	117795
Apr-14	2	0	12338	117795
May-14	2	0	12341	117795
Jun-14	2	0	12343	117795
Jul-14	2	0	12345	117795
Aug-14	2	0	12347	117795
Sep-14	2	0	12349	117796
Oct-14	2	0	12351	117796
Nov-14	2	0	12353	117796
Dec-14	2	0	12355	117796
Jan-15	2	0	12357	117796
Feb-15	2	0	12359	117796
Mar-15	2	0	12361	117796
Apr-15	2	0	12363	117796
May-15	2	0	12364	117796
Jun-15	2	0	12366	117797
Jul-15	2	0	12368	117797
Aug-15	2	0	12369	117797
Sep-15	2	0	12371	117797
Oct-15	2	0	12372	117797
Nov-15	2	0	12374	117797
Dec-15	1	0	12375	117797
Jan-16	1	0	12377	117797
Feb-16	1	0	12378	117797
Mar-16	1	0	12379	117797
Apr-16	1	0	12381	117797
May-16	1	0	12382	117797
Jun-16	1	0	12383	117797
Jul-16	1	0	12384	117797
Aug-16	1	0	12386	117797
Sep-16	1	0	12387	117797
Oct-16	1	0	12388	117797
Nov-16	1	0	12389	117797
Dec-16	1	0	12390	117797
Jan-17	1	0	12391	117797

Production Projection

Feb-17	1	0	12392	117797
Mar-17	1	0	12393	117798
Apr-17	1	0	12394	117798
May-17	1	0	12395	117798
Jun-17	1	0	12396	117798
Jul-17	1	0	12397	117798
Aug-17	1	0	12398	117798
Sep-17	1	0	12399	117798
Oct-17	1	0	12400	117798
Nov-17	1	0	12400	117798
Dec-17	1	0	12401	117798
Jan-18	1	0	12402	117798
Feb-18	1	0	12403	117798
Mar-18	1	0	12403	117798
Apr-18	1	0	12404	117798
May-18	1	0	12405	117798
Jun-18	1	0	12406	117798
Jul-18	1	0	12406	117798
Aug-18	1	0	12407	117798
Sep-18	1	0	12407	117798
Oct-18	1	0	12408	117798
Nov-18	1	0	12409	117798
Dec-18	1	0	12409	117798
Jan-19	1	0	12410	117798
Feb-19	1	0	12410	117798
Mar-19	1	0	12411	117798
Apr-19	1	0	12412	117798
May-19	1	0	12412	117798
Jun-19	1	0	12413	117798
Jul-19	1	0	12413	117798
Aug-19	0	0	12413	117798
Sep-19	0	0	12414	117798
Oct-19	0	0	12414	117798
Nov-19	0	0	12415	117798
Dec-19	0	0	12415	117798
Jan-20	0	0	12416	117798
Feb-20	0	0	12416	117798
Mar-20	0	0	12417	117798
Apr-20	0	0	12417	117798
May-20	0	0	12417	117798
Jun-20	0	0	12418	117798
Jul-20	0	0	12418	117798
Aug-20	0	0	12418	117798
Sep-20	0	0	12419	117798
Oct-20	0	0	12419	117798
Nov-20	0	0	12420	117798
Dec-20	0	0	12420	117798
Jan-21	0	0	12420	117798
Feb-21	0	0	12421	117798