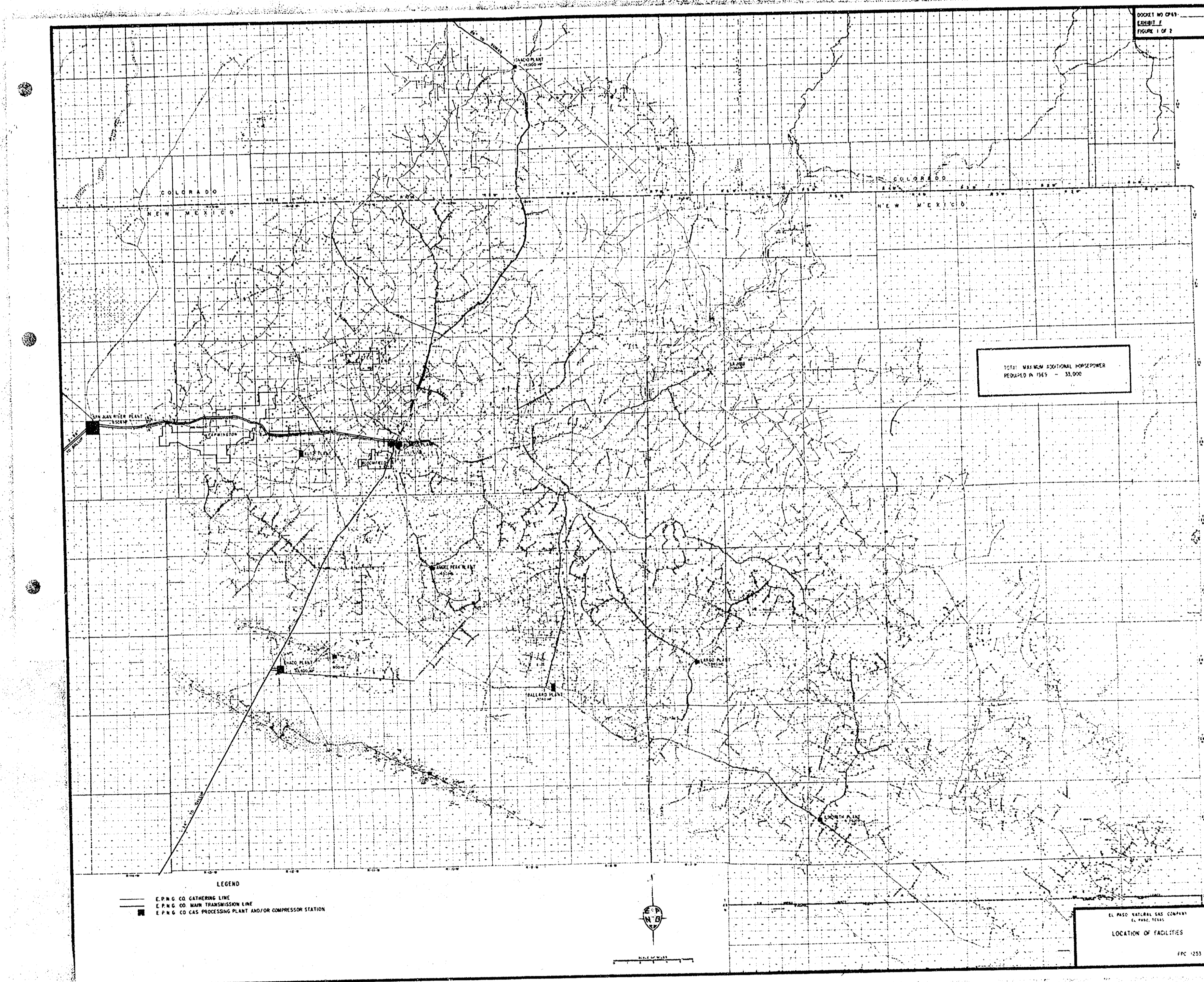
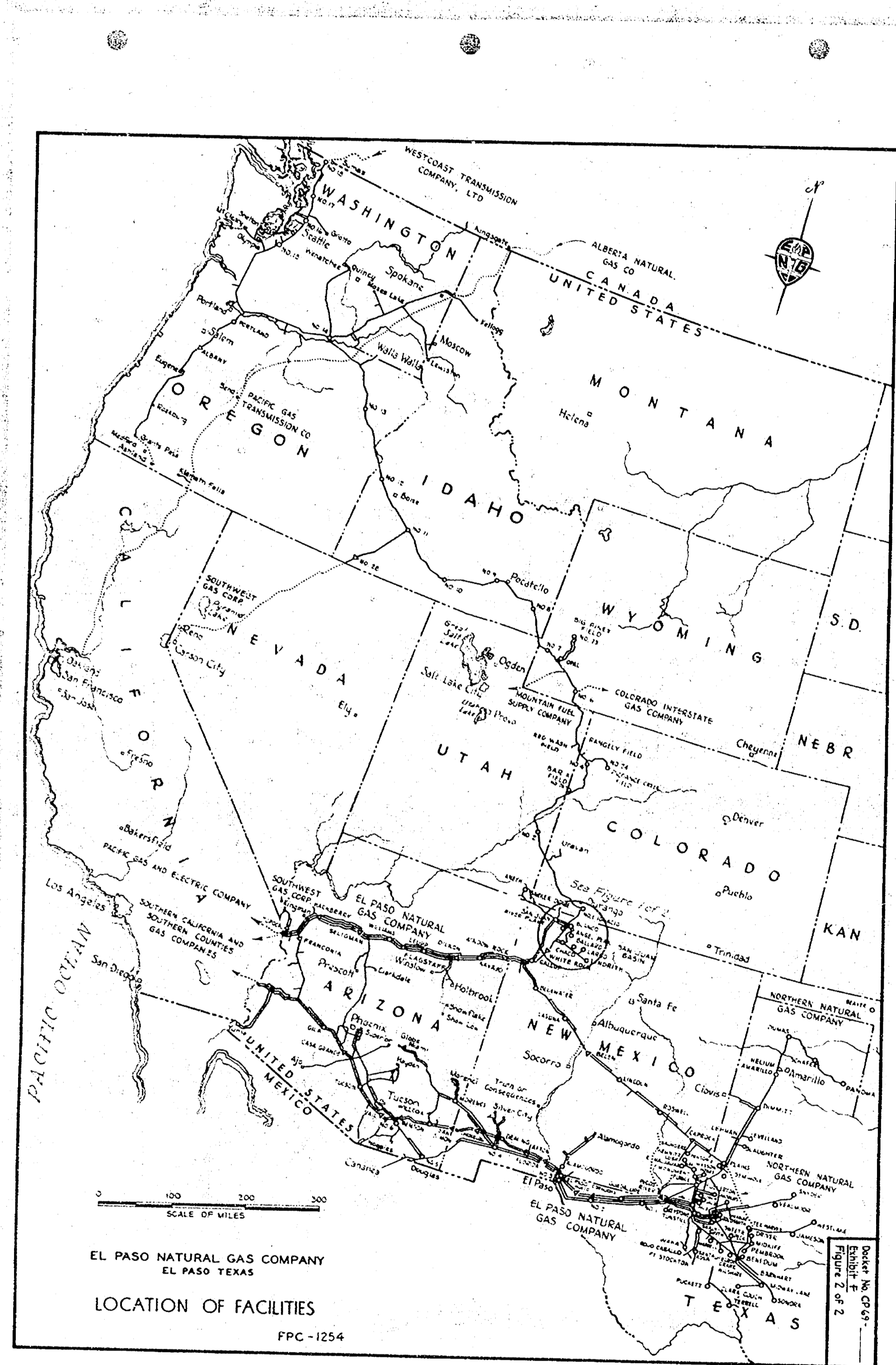


Case Number  
3834

Large  
Exhibits









**EL PASO NATURAL GAS COMPANY**  
Income Statement  
Estimated Incremental Cost of Service and Rate Base  
Attributable to the Proposed Facilities  
(Stated in Thousands of Dollars)

| Line No. | Description                          | First Three Full Years |          |          | Basis for Estimate   | Line No. |
|----------|--------------------------------------|------------------------|----------|----------|--|----------|
|          |                                      | 1979 (b)               | 1979 (c) | 1979 (d) |  |          |
| 1        | Incremental Cost of Service          |                        |          |          |  |          |
| 2        | Operation and Maintenance, including |                        |          |          |  |          |
| 3        | Compressor Plant                     | 491                    | 491      | 491      | Based on Cost Experienced for Similar Facilities   | 1        |
| 4        | Administrative and General           | 99                     | 99       | 99       | 25% x Line 1 Exclusive of Fuel   | 2        |
| 5        | Depreciation                         | 240                    | 240      | 240      | 1.05% x Line 5   | 7        |
| 6        | Other Taxes                          | 118                    | 118      | 118      | 1.5% x Line 8  | 9        |
| 7        | Return                               | 600                    | 582      | 564      | 7.5% x Line 14   | 6        |
| 8        | Federal Income Tax                   | 30                     | 63       | 92       | 1/   | 18       |
| 9        | Total                                | 1,578                  | 1,563    | 1,504    |  |          |
| 10       | Rate Base                            | 7,245                  | 7,245    | 7,245    | Exhibit K  | 8        |
| 11       | Plant Investment                     |                        |          |          |  |          |
| 12       | Beginning Balance                    | -                      | 240      | 483      |  | 9        |
| 13       | Ending Balance                       | 240                    | 483      | 726      |  | 10       |
| 14       | Average Balance                      | 7,765                  | 7,225    | 7,285    |  | 11       |
| 15       | Net Plant                            | 222                    | 222      | 222      | 3% x Line 8  | 13       |
| 16       | Date Base                            | 2,032                  | 2,262    | 2,222    |  | 14       |
| 17       | Federal Income Tax Computation       |                        |          |          |  |          |
| 18       | Return                               | 600                    | 582      | 564      | Line 5   | 15       |
| 19       | Interest Expense                     | 261                    | 253      | 245      | 0.5% x Line 14 at 5.12% (Percent of Debt Capital to Total Capitalization and Average Cost of Outstanding Debt Capital at 12-31-69) | 16       |
| 20       | Excess of Tax Over Book Depreciation | 312                    | 273      | 227      | 20.57 Year Life Liberalized Depreciation Loss Line 3   | 17       |
| 21       | Balance of Return                    | 27                     | 56       | 82       |  | 18       |
| 22       | Federal Income Tax                   | 30                     | 63       | 92       | 111.8641% x Line 18  | 19       |


BX 66

**EL PASO NATURAL GAS COMPANY**  
Northwest Division  
Estimated Maximum Day Requirements, by Customer, for the Heating  
Seasons 1968-69 through 1971-72 and Actual Data of Line  
Insert for the Heating Season 1966-67 through 1967-68  
(Volume in MCF at 14.73 psia)

| Line No. | Description  | Sales Classification (b) | Actual 1/   |             |             | Current Contract Demands (f) | Estimated   |             |             |             | Line No.  |    |
|----------|--|--------------------------|-------------|-------------|-------------|------------------------------|-------------|-------------|-------------|-------------|-----------|----|
|          |  |                          | 1966-67 (c) | 1967-68 (d) | 1968-69 (e) |                              | 1968-69 (g) | 1969-70 (h) | 1970-71 (i) | 1971-72 (j) |           |    |
| 1        | Sales for Baseline (FPC Account No. 481) (Cont'd.) |                          |             |             |             |                              |             |             |             |             |           |    |
| 2        | Pipelines  |                          |             |             |             |                              |             |             |             |             |           |    |
| 3        | Colorado Interstate Gas Company                    | Firm                     |             |             |             | 117,500                      | 117,500     | 117,500     | 117,500     | 117,500     | 117,500   | 1  |
| 4        | Intermittible                                      |                          |             |             |             |                              |             |             |             |             |           | 2  |
| 5        | Total  |                          | 134,568     | 128,998     | 131,871     |                              |             |             |             |             |           |    |
| 6        | Mountain Fuel Supply Company                       | Firm                     |             |             |             | 58,750                       | 58,750      | 58,750      | 58,750      | 58,750      | 58,750    | 3  |
| 7        | Intermittible                                      |                          |             |             |             |                              |             |             |             |             |           | 4  |
| 8        | Total  |                          | 61,149      | 56,440      | 59,690      |                              |             |             |             |             |           |    |
| 9        | Southwest Gas Corporation                          | Firm                     |             |             |             | 69,000                       | 69,000      | 78,000      | 84,000      | 84,000      | 84,000    | 5  |
| 10       | Intermittible                                      |                          |             |             |             |                              |             |             |             |             |           | 6  |
| 11       | Total  |                          | 97,750      | 54,734      | 65,287      |                              |             |             |             |             |           |    |
| 12       | Western Slope Gas Company                          | Firm                     |             |             |             | 1,095                        | 906         | 1,084       | 1,257       | 1,427       | 1,427     | 7  |
| 13       | Intermittible                                      |                          |             |             |             |                              |             |             |             |             |           | 8  |
| 14       | Total  |                          | 1,095       | 2,146       | 2,818       |                              |             |             |             |             |           |    |
| 15       | Total Pipelines                                    |                          |             |             |             | 246,345                      | 246,106     | 259,334     | 261,907     | 261,907     | 261,907   | 10 |
| 16       | Intermittible                                      |                          |             |             |             | 84,068                       | 49,970      | 49,970      | 49,970      | 49,970      | 49,970    | 12 |
| 17       | Total  |                          | 255,764     | 216,238     | 278,593     |                              | 330,174     | 309,304     | 311,877     | 311,877     | 311,877   | 13 |
| 18       | Total Sales for Baseline Requirements              |                          |             |             |             | 1,018,340                    | 1,016,604   | 1,069,665   | 1,130,113   | 1,182,191   | 1,182,191 | 14 |
| 19       | Intermittible                                      |                          |             |             |             | 432,883                      | 444,879     | 451,735     | 459,624     | 469,624     | 469,624   | 15 |
| 20       | Total  |                          | 1,000,827   | 1,029,989   | 1,160,858   |                              | 1,449,487   | 1,521,399   | 1,589,737   | 1,651,815   | 1,651,815 | 16 |
| 21       | Total System Requirements                          |                          |             |             |             | 1,035,892                    | 1,031,175   | 1,046,236   | 1,155,084   | 1,198,710   | 1,198,710 | 17 |
| 22       | Intermittible                                      |                          |             |             |             | 436,917                      | 449,849     | 456,664     | 464,553     | 472,553     | 472,553   | 18 |
| 23       | Total  |                          | 1,004,777   | 1,029,095   | 1,181,465   |                              | 1,478,117   | 1,502,580   | 1,609,638   | 1,671,263   | 1,671,263 | 19 |

1/ Actual peak day sales are the total volumes delivered, both firm and intermittible, on the coincidental peak day.

BX 67



**EL PASO NATURAL GAS COMPANY**  
**Northwest Division**

Docket No. CP-99-  
 Exhibit I  
 Schedule No. 2  
 Sheet 4 of 5  
 Witness:

Estimated Maximum Day Requirements, by Customer, for the Heating  
 Seasons 1966-67 through 1971-72 and Actual Data of 1966  
 Insert for the Heating Seasons 1965-66 through 1967-68  
 (Volume in MCF at 14.73 psia)

| Line No.                    | Description                              | Sales Classification (a) | Actual 1/   |             |             | Current Contract Demands (f) | Estimated   |             |             |             | Line No. |
|-----------------------------|--|--------------------------|-------------|-------------|-------------|------------------------------|-------------|-------------|-------------|-------------|----------|
|                             |  |                          | 1965-66 (c) | 1966-67 (d) | 1967-68 (e) |                              | 1968-69 (g) | 1969-70 (h) | 1970-71 (i) | 1971-72 (j) |          |
| <b>Washington Territory</b> |  |                          |             |             |             |                              |             |             |             |             |          |
| 1                           | Northwest Natural Gas Company            | Firm                     |             |             |             | 174,438                      | 174,448     | 192,210     | 209,762     | 1           |          |
| 2                           |  | Interruptible            |             |             |             | 100,491                      | 117,190     | 123,400     | 121,491     | 2           |          |
| 3                           |  | Total                    | 200,697     | 219,531     | 261,458     |                              |             |             |             | 3           |          |
| 4                           | Platteau Natural Gas Company             | Firm                     |             |             |             | 3,333                        | 3,333       | 3,334       | 3,434       | 4           |          |
| 5                           |  | Interruptible            |             |             |             | 971                          | 971         | 971         | 971         | 5           |          |
| 6                           |  | Total                    | 3,333       | 3,334       | 4,004       |                              |             |             |             | 6           |          |
| 7                           | Rusty Mountain Natural Gas Company, Inc. | Firm                     |             |             |             | 514                          | 328         | 328         | 328         | 7           |          |
| 8                           |  | Interruptible            |             |             |             | 328                          | 328         | 328         | 328         | 8           |          |
| 9                           |  | Total                    | 186         | 191         | 189         |                              |             |             |             | 9           |          |
| 10                          | Routhern Union Gas Company               | Firm                     |             |             |             | 3,006                        | 3,006       | 3,006       | 3,006       | 10          |          |
| 11                          |  | Interruptible            |             |             |             | 3,006                        | 3,006       | 3,006       | 3,006       | 11          |          |
| 12                          |  | Total                    | 9           | 9           | 9           |                              |             |             |             | 12          |          |
| 13                          | Utah Gas Service Company                 | Firm                     |             |             |             | 5,820                        | 6,024       | 6,219       | 6,378       | 13          |          |
| 14                          |  | Interruptible            |             |             |             | 2,762                        | 2,762       | 2,762       | 2,762       | 14          |          |
| 15                          |  | Total                    | 4,539       | 4,826       | 5,857       |                              |             |             |             | 15          |          |
| 16                          | Washington Natural Gas Company           | Firm                     |             |             |             | 199,992                      | 199,992     | 216,619     | 239,000     | 16          |          |
| 17                          |  | Interruptible            |             |             |             | 22,424                       | 22,424      | 22,424      | 22,424      | 17          |          |
| 18                          |  | Total                    | 184,188     | 200,437     | 209,827     |                              |             |             |             | 18          |          |
| 19                          | Washington Water Power Company, The      | Firm                     |             |             |             | 92,162                       | 92,162      | 102,859     | 102,859     | 19          |          |
| 20                          |  | Interruptible            |             |             |             | 20,552                       | 21,276      | 20,000      | 20,000      | 20          |          |
| 21                          |  | Total                    | 21,012      | 22,796      | 22,797      |                              |             |             |             | 21          |          |
| 22                          | Western Slope Gas Company                | Firm                     |             |             |             | 2,897                        | 2,897       | 2,897       | 2,897       | 22          |          |
| 23                          |  | Interruptible            |             |             |             | 2,897                        | 2,897       | 2,897       | 2,897       | 23          |          |
| 24                          |  | Total                    | 552         | 588         | 1,465       |                              |             |             |             | 24          |          |
| 25                          | Kyming Industrial Gas Company            | Firm                     |             |             |             | 924                          | 916         | 1,009       | 1,140       | 25          |          |
| 26                          |  | Interruptible            |             |             |             | 922                          | 922         | 922         | 922         | 26          |          |
| 27                          |  | Total                    | 1,846       | 1,838       | 2,031       |                              |             |             |             | 27          |          |
| 28                          | Total Distributors                       | Firm                     |             |             |             | 772,596                      | 770,498     | 814,333     | 874,006     | 28          |          |
| 29                          |  | Interruptible            |             |             |             | 282,015                      | 284,079     | 303,488     | 312,522     | 29          |          |
| 30                          |  | Total                    | 1,154,261   | 1,257,481   | 1,337,523   |                              |             |             |             | 30          |          |

**EL PASO NATURAL GAS COMPANY**  
**Northwest Division**

Docket No. CP-99-  
 Exhibit I  
 Schedule No. 2  
 Sheet 5 of 5  
 Witness:

Estimated Maximum Day Requirements, by Customer, for the Heating  
 Seasons 1966-67 through 1971-72 and Actual Data of 1966  
 Insert for the Heating Seasons 1965-66 through 1967-68  
 (Volume in MCF at 14.73 psia)

| Line No.   | Description                            | Sales Classification (a) | Actual 1/   |             |             | Current Contract Demands (f) | Estimated   |             |             |             | Line No. |
|--|--|--------------------------|-------------|-------------|-------------|------------------------------|-------------|-------------|-------------|-------------|----------|
|  |  |                          | 1965-66 (c) | 1966-67 (d) | 1967-68 (e) |                              | 1968-69 (g) | 1969-70 (h) | 1970-71 (i) | 1971-72 (j) |          |
| <b>Commercial and Industrial Sales (FPC Account No. 461)</b> |  |                          |             |             |             |                              |             |             |             |             |          |
| 1  | Bunker Hill Company, The               | Firm                     |             |             |             | 4,275                        | 4,659       | -           | -           | -           | 1        |
| 2  |  | Interruptible            |             |             |             | -                            | -           | -           | -           | -           | 2        |
| 3  |  | Total                    | 141         | 400         | 219         |                              |             |             |             |             | 3        |
| 4  | Moore Lake Electric Association, Inc.  | Firm                     |             |             |             | 2,000                        | 2,000       | 2,000       | 2,000       | 4           |          |
| 5  |  | Interruptible            |             |             |             | 2,000                        | 2,000       | 2,000       | 2,000       | 5           |          |
| 6  |  | Total                    | 141         | 400         | 219         |                              |             |             |             |             | 6        |
| 7  | Oregon Portland Cement Company         | Firm                     |             |             |             | 1,581                        | 1,695       | -           | -           | -           | 7        |
| 8  |  | Interruptible            |             |             |             | -                            | -           | -           | -           | -           | 8        |
| 9  |  | Total                    | 141         | 400         | 219         |                              |             |             |             |             | 9        |
| 10   | Phillips Pacific Chemical Company      | Firm                     |             |             |             | 15,238                       | 15,238      | 15,238      | 15,238      | 10          |          |
| 11   |  | Interruptible            |             |             |             | 476                          | 476         | 476         | 476         | 11          |          |
| 12   |  | Total                    | 14,000      | 10,512      | 15,507      |                              |             |             |             |             | 12       |
| 13   | Pullman Forests, Inc.                  | Firm                     |             |             |             | 15,714                       | 15,714      | 15,714      | 15,714      | 13          |          |
| 14   |  | Interruptible            |             |             |             | -                            | -           | -           | -           | 14          |          |
| 15   |  | Total                    | 19,243      | 19,128      | -           |                              |             |             |             |             | 15       |
| 16   | San Francisco Chemical Company         | Firm                     |             |             |             | 1,724                        | 1,333       | 1,333       | 1,333       | 16          |          |
| 17   |  | Interruptible            |             |             |             | 1,333                        | 1,333       | 1,333       | 1,333       | 17          |          |
| 18   |  | Total                    | 976         | 928         | 1,107       |                              |             |             |             |             | 18       |
| 19   | Union Carbide Corporation (Slick Rock) | Firm                     |             |             |             | -                            | -           | -           | -           | 19          |          |
| 20   |  | Interruptible            |             |             |             | 15                           | 15          | 15          | 15          | 20          |          |
| 21   |  | Total                    | 31          | 31          | 8           |                              |             |             |             |             | 21       |
| 22   | Union Carbide Corporation (Uruvan)     | Firm                     |             |             |             | -                            | -           | -           | -           | 22          |          |
| 23   |  | Interruptible            |             |             |             | 2,352                        | 2,312       | 2,312       | 2,312       | 23          |          |
| 24   |  | Total                    | 1,789       | 1,839       | 2,201       |                              |             |             |             |             | 24       |
| 25   | Vanadium Corporation of America        | Firm                     |             |             |             | 11                           | 11          | 11          | 11          | 25          |          |
| 26   |  | Interruptible            |             |             |             | 11                           | 11          | 11          | 11          | 26          |          |
| 27   |  | Total                    | 32          | 30          | 18          |                              |             |             |             |             | 27       |





**EL PASO NATURAL GAS COMPANY**  
**Northwest Division**

Docket No. CPW-  
 Exhibit 1  
 Schedule No. 2  
 Sheet 2 of 5  
 Witness:

Estimated Maximum Day Requirements, by Customer, for the Heating  
 Seasons 1968-69 through 1973-74 and Actual Data of Use  
 Report for the Heating Seasons 1965-66 through 1967-68  
 (Volumes in MCF at 14.73 psia)


| Line No.   | Description (a)                              | Sales Classification (b) | Actual Use  |             |             | Current Contract (f) | Estimated   |             |             | Line No. |
|--|--|--------------------------|-------------|-------------|-------------|----------------------|-------------|-------------|-------------|----------|
|  |  |                          | 1965-66 (c) | 1966-67 (d) | 1967-68 (e) |                      | 1968-69 (g) | 1969-70 (h) | 1971-72 (i) |          |
| <b>Commercial and Industrial Sales (FPC Account No. 481)</b> |  |                          |             |             |             |                      |             |             |             |          |
|  | Various Customers - Drilling Fuel            | Firm                     | -           | -           | -           | -                    | -           | -           | -           | -        |
|  |  | Interruptible            | -           | 131         | -           | -                    | -           | -           | -           | -        |
|  |  | Total                    | -           | 131         | -           | -                    | -           | -           | -           | -        |
| 1  |  |                          |             |             |             |                      |             |             |             | 1        |
| 2  | Total Commercial and Industrial Requirements | Firm                     |             |             | 16,952      | 16,571               | 16,571      | 16,571      | 16,571      | 2        |
| 3  |  | Interruptible            |             |             | 4,756       | 4,824                | 4,824       | 4,824       | 4,824       | 3        |
| 4  |  | Total                    | 42,152      | 35,107      | 18,809      | 21,427               | 21,425      | 21,425      | 21,425      | 4        |
| <b>Sales for Resale (FPC Account No. 482)</b>                |  |                          |             |             |             |                      |             |             |             |          |
|  | Seattle, Washington, City of                 | Firm                     |             |             | 266         | 433                  | 456         | 478         | 499         | 5        |
|  |  | Interruptible            |             |             |             |                      |             |             |             |          |
| 6  |  | Total                    | 272         | 227         | 258         | 433                  | 456         | 478         | 499         | 6        |
| 7  | California-Pacific Utilities Company         | Firm                     |             |             | 22,305      | 22,305               | 22,420      | 24,444      | 27,125      | 7        |
| 8  |  | Interruptible            |             |             | 27,250      | 26,778               | 27,420      | 30,420      | 30,420      | 8        |
| 9  |  | Total                    | 24,030      | 27,044      | 30,322      | 20,229               | 20,178      | 26,860      | 28,777      | 9        |
| 10   | Occidental Natural Gas Corporation           | Firm                     |             |             | 147,848     | 147,848              | 160,181     | 159,686     | 169,686     | 10       |
| 11   |  | Interruptible            |             |             | 28,467      | 29,662               | 29,724      | 29,724      | 29,724      | 11       |
| 12   |  | Total                    | 147,728     | 167,166     | 195,072     | 246,212              | 228,865     | 249,410     | 249,410     | 12       |
| 13   | Columbia Gas Company                         | Firm                     |             |             | 2,723       | 2,244                | 2,460       | 2,571       | 2,662       | 13       |
| 14   |  | Interruptible            |             |             |             |                      |             |             |             | 14       |
| 15   |  | Total                    | 1,218       | 1,222       | 1,202       | 2,244                | 2,460       | 2,571       | 2,662       | 15       |
| 16   | Ellensburg, Washington, City of              | Firm                     |             |             | 3,286       | 3,188                | 3,285       | 3,283       | 3,281       | 16       |
| 17   |  | Interruptible            |             |             |             | 1,202                | 1,202       | 1,202       | 1,202       | 17       |
| 18   |  | Total                    | 2,311       | 2,265       | 2,824       | 3,090                | 3,265       | 3,483       | 3,701       | 18       |
| 19   | Shrout, Washington, City of                  | Firm                     |             |             | 1,903       | 1,818                | 1,916       | 1,993       | 2,069       | 19       |
| 20   |  | Interruptible            |             |             |             |                      |             |             |             | 20       |
| 21   |  | Total                    | 1,050       | 1,024       | 1,209       | 1,818                | 1,916       | 1,993       | 2,069       | 21       |
| 22   | Intermountain Gas Company                    | Firm                     |             |             | 110,043     | 110,043              | 115,545     | 121,322     | 121,322     | 22       |
| 23   |  | Interruptible            |             |             | 38,224      | 39,282               | 39,282      | 39,282      | 39,282      | 23       |
| 24   |  | Total                    | 112,150     | 106,439     | 120,295     | 148,267              | 154,827     | 160,604     | 160,604     | 24       |
| 25   | Windsor, Colorado, City of                   | Firm                     |             |             | 381         | 378                  | 344         | 347         | 390         | 25       |
| 26   |  | Interruptible            |             |             |             |                      |             |             |             | 26       |
| 27   |  | Total                    | 78          | 124         | 107         | 378                  | 344         | 347         | 390         | 27       |

**EL PASO NATURAL GAS COMPANY**  
**Northwest Division**

Docket No. CPW-  
 Exhibit 1  
 Schedule No. 2  
 Sheet 1 of 2  
 Witness:

Estimated Maximum Day Requirements, by Customer, for the Heating  
 Seasons 1968-69 through 1973-74 and Actual Data of Use  
 Report for the Heating Seasons 1965-66 through 1967-68  
 (Volumes in MCF at 14.73 psia)

| Line No.                               | Description (a)       | FPC Account Number (b) | Actual Use  |             |             | Estimated   |             |             | Line No. |
|--|-----------------------|------------------------|-------------|-------------|-------------|-------------|-------------|-------------|----------|
|  |                       |                        | 1965-66 (c) | 1966-67 (d) | 1967-68 (e) | 1968-69 (g) | 1969-70 (h) | 1971-72 (i) |          |
| <b>Commercial and Industrial Sales</b> |                       |                        |             |             |             |             |             |             |          |
| 1                                      | Customer Requirements | 481                    | 46,736      | 41,857      | 18,809      | 21,425      | 21,425      | 21,425      | 1        |
| 2                                      | Less Curtailments     |                        | 4,584       | 2,200       | -           | 1,201       | 2,822       | 4,221       | 2        |
| 3                                      | Total                 |                        | 42,152      | 39,107      | 18,809      | 17,724      | 17,223      | 16,824      | 3        |
| <b>Sales for Resale</b>                |                       |                        |             |             |             |             |             |             |          |
| 4                                      | Customer Requirements | 482                    | 1,049,716   | 1,079,983   | 1,162,856   | 1,448,687   | 1,514,344   | 1,588,248   | 4        |
| 5                                      | Less Curtailments     |                        | 42,073      | 39,226      | -           | 266,411     | 281,227     | 424,202     | 5        |
| 6                                      | Total                 |                        | 1,007,643   | 1,039,757   | 1,162,856   | 1,282,276   | 1,333,007   | 1,334,266   | 6        |
| 7                                      | Total Sales           |                        | 1,049,795   | 1,079,090   | 1,181,665   | 1,300,000   | 1,350,230   | 1,350,190   | 7        |



**EL PASO NATURAL GAS COMPANY**  
 Estimated Annual Natural Gas Requirements, by Customer,  
 for the Calendar Years 1968 through 1972 and Actual Data  
 of the Texas for the Calendar Years 1968 through 1967  
 (Volumes in MCF at 14.73 psia)

Doclet No. CPO-  
 Exhibit I  
 Schedule No. 1  
 Sheet 2 of 2  
 Witness:

| Line No. | Description   | Sales Classification | Actual      |             |             |             |             | Estimated   |             | Line No.   |
|----------|---|----------------------|-------------|-------------|-------------|-------------|-------------|-------------|-------------|------------|
|          |   |                      | 1968        | 1969        | 1970        | 1971        | 1972        | 1973        | 1974        |            |
| 1        | Commercial and Industrial Sales (FPC Account No. 451) | Firm                 | 34,491,341  | 39,458,000  | 42,821,415  | 36,625,000  | 31,238,010  | 29,311,843  | 29,411,735  | 29,393,450 |
|          |   | Interruptible        | -           | -           | -           | -           | -           | -           | -           |            |
|          |   | Total                | 34,491,341  | 39,458,000  | 42,821,415  | 36,625,000  | 31,238,010  | 29,311,843  | 29,411,735  |            |
| 2        | More Like Electric Association, Inc.                  | Firm                 | 17,470,874  | 18,421,368  | 17,207,330  | 16,312,796  | 15,312,000  | 14,312,000  | 14,312,000  |            |
|          |   | Interruptible        | -           | -           | -           | -           | -           | -           | -           |            |
|          |   | Total                | 17,470,874  | 18,421,368  | 17,207,330  | 16,312,796  | 15,312,000  | 14,312,000  | 14,312,000  |            |
| 3        | Gregg Portland Cement Company                         | Firm                 | 7,786,441   | 8,059,879   | 11,425,566  | 12,000,000  | 12,807,880  | 14,330,215  | 15,421,433  |            |
|          |   | Interruptible        | -           | -           | -           | -           | -           | -           | -           |            |
|          |   | Total                | 7,786,441   | 8,059,879   | 11,425,566  | 12,000,000  | 12,807,880  | 14,330,215  | 15,421,433  |            |
| 4        | Phillips Pacific Chemical Company                     | Firm                 | 6,028,254   | 6,856,418   | 6,433,479   | 7,461,000   | 10,338,000  | 13,680,000  | 16,425,000  |            |
|          |   | Interruptible        | -           | -           | -           | -           | -           | -           | -           |            |
|          |   | Total                | 6,028,254   | 6,856,418   | 6,433,479   | 7,461,000   | 10,338,000  | 13,680,000  | 16,425,000  |            |
| 5        | Anderson Pipe and Supply Company                      | Firm                 | 133,489     | 81,191      | 79,286      | 179,791     | 99,421      | 40,446      | 83,032      |            |
|          |   | Interruptible        | -           | -           | -           | -           | -           | -           | -           |            |
|          |   | Total                | 133,489     | 81,191      | 79,286      | 179,791     | 99,421      | 40,446      | 83,032      |            |
| 6        | Total Pipelines                                       | Firm                 | 65,429,035  | 68,626,382  | 71,163,428  | 67,186,587  | 62,977,421  | 62,240,991  | 63,432,223  |            |
|          |   | Interruptible        | -           | -           | -           | -           | -           | -           | -           |            |
|          |   | Total                | 65,429,035  | 68,626,382  | 71,163,428  | 67,186,587  | 62,977,421  | 62,240,991  | 63,432,223  |            |
| 7        | Total Sales for Public Requirements                   | Firm                 | 173,515,239 | 203,286,226 | 247,206,403 | 259,707,748 | 267,815,207 | 275,293,225 | 290,007,668 |            |
|          |   | Interruptible        | -           | -           | -           | -           | -           | -           | -           |            |
|          |   | Total                | 173,515,239 | 203,286,226 | 247,206,403 | 259,707,748 | 267,815,207 | 275,293,225 | 290,007,668 |            |
| 8        | Total System Requirements                             | Firm                 | 181,999,616 | 213,418,616 | 256,236,524 | 266,220,594 | 273,538,255 | 283,830,283 | 299,787,016 |            |
|          |   | Interruptible        | -           | -           | -           | -           | -           | -           | -           |            |
|          |   | Total                | 181,999,616 | 213,418,616 | 256,236,524 | 266,220,594 | 273,538,255 | 283,830,283 | 299,787,016 |            |
| 9        | Total System Sales 1/                                 | Firm                 | 181,999,616 | 213,418,616 | 256,236,524 | 266,220,594 | 273,538,255 | 283,830,283 | 299,787,016 |            |
|          |   | Interruptible        | -           | -           | -           | -           | -           | -           | -           |            |
|          |   | Total                | 181,999,616 | 213,418,616 | 256,236,524 | 266,220,594 | 273,538,255 | 283,830,283 | 299,787,016 |            |

1/ Available capacity prepared herein in service as 11-1-69.  
 2/ Additional delivery capacity required.

**EL PASO NATURAL GAS COMPANY**  
 Estimated Annual Natural Gas Requirements, by Customer,  
 for the Calendar Years 1968 through 1972 and Actual Data  
 of the Texas for the Calendar Years 1968 through 1967  
 (Volumes in MCF at 14.73 psia)

Doclet No. CPO-  
 Exhibit I  
 Schedule No. 1  
 Sheet 2 of 2  
 Witness:

| Line No. | Description   | Sales Classification | Actual      |             |             |             |             | Estimated   |             | Line No. |
|----------|---|----------------------|-------------|-------------|-------------|-------------|-------------|-------------|-------------|----------|
|          |   |                      | 1968        | 1969        | 1970        | 1971        | 1972        | 1973        | 1974        |          |
| 1        | Commercial and Industrial Sales (FPC Account No. 451) | Firm                 | 1,286,989   | 1,375,626   | 1,336,793   | -           | -           | -           | -           | 1        |
|          |   | Interruptible        | -           | -           | -           | -           | -           | -           | -           |          |
|          |   | Total                | 1,286,989   | 1,375,626   | 1,336,793   | -           | -           | -           | -           |          |
| 2        | More Like Electric Association, Inc.                  | Firm                 | 85,088      | 64,030      | 340,914     | 89,640      | 412,000     | 600,000     | 425,000     | 2        |
|          |   | Interruptible        | -           | -           | -           | -           | -           | -           | -           |          |
|          |   | Total                | 85,088      | 64,030      | 340,914     | 89,640      | 412,000     | 600,000     | 425,000     |          |
| 3        | Gregg Portland Cement Company                         | Firm                 | 1,112,578   | 1,232,388   | 1,422,233   | 1,512,796   | 1,612,000   | 1,712,000   | 1,812,000   | 3        |
|          |   | Interruptible        | -           | -           | -           | -           | -           | -           | -           |          |
|          |   | Total                | 1,112,578   | 1,232,388   | 1,422,233   | 1,512,796   | 1,612,000   | 1,712,000   | 1,812,000   |          |
| 4        | Phillips Pacific Chemical Company                     | Firm                 | 4,106,566   | 4,903,284   | 4,741,131   | 5,684,300   | 5,479,524   | 5,429,124   | 5,429,124   | 4        |
|          |   | Interruptible        | -           | -           | -           | -           | -           | -           | -           |          |
|          |   | Total                | 4,106,566   | 4,903,284   | 4,741,131   | 5,684,300   | 5,479,524   | 5,429,124   | 5,429,124   |          |
| 5        | Anderson Pipe and Supply Company                      | Firm                 | 133,489     | 81,191      | 79,286      | 179,791     | 99,421      | 40,446      | 83,032      | 5        |
|          |   | Interruptible        | -           | -           | -           | -           | -           | -           | -           |          |
|          |   | Total                | 133,489     | 81,191      | 79,286      | 179,791     | 99,421      | 40,446      | 83,032      |          |
| 6        | Total Pipelines                                       | Firm                 | 65,429,035  | 68,626,382  | 71,163,428  | 67,186,587  | 62,977,421  | 62,240,991  | 63,432,223  | 6        |
|          |   | Interruptible        | -           | -           | -           | -           | -           | -           | -           |          |
|          |   | Total                | 65,429,035  | 68,626,382  | 71,163,428  | 67,186,587  | 62,977,421  | 62,240,991  | 63,432,223  |          |
| 7        | Total Sales for Public Requirements                   | Firm                 | 173,515,239 | 203,286,226 | 247,206,403 | 259,707,748 | 267,815,207 | 275,293,225 | 290,007,668 | 7        |
|          |   | Interruptible        | -           | -           | -           | -           | -           | -           | -           |          |
|          |   | Total                | 173,515,239 | 203,286,226 | 247,206,403 | 259,707,748 | 267,815,207 | 275,293,225 | 290,007,668 |          |
| 8        | Total System Requirements                             | Firm                 | 181,999,616 | 213,418,616 | 256,236,524 | 266,220,594 | 273,538,255 | 283,830,283 | 299,787,016 | 8        |
|          |   | Interruptible        | -           | -           | -           | -           | -           | -           | -           |          |
|          |   | Total                | 181,999,616 | 213,418,616 | 256,236,524 | 266,220,594 | 273,538,255 | 283,830,283 | 299,787,016 |          |
| 9        | Total System Sales 1/                                 | Firm                 | 181,999,616 | 213,418,616 | 256,236,524 | 266,220,594 | 273,538,255 | 283,830,283 | 299,787,016 | 9        |
|          |   | Interruptible        | -           | -           | -           | -           | -           | -           | -           |          |
|          |   | Total                | 181,999,616 | 213,418,616 | 256,236,524 | 266,220,594 | 273,538,255 | 283,830,283 | 299,787,016 |          |





**EL PASO NATURAL GAS COMPANY**  
Northwest Division

Docket No. 6769—  
Exhibit 1  
Schedule No. 1  
Sheet 2 of 5  
Witness:

Estimated Annual Natural Gas Requirements, by Customer,  
for the Calendar Years 1966 through 1972 and Actual Data  
of Like Items for the Calendar Years 1965 through 1967  
(Volumes in Mcf at 14.73 psia)

| Line No.                                      | Description (a)                      | Sales Classification (b) | Actual     |            |            | Estimated  |            |            | Line No.   |
|---|--------------------------------------|--------------------------|------------|------------|------------|------------|------------|------------|------------|
|   |                                      |                          | 1965 (c)   | 1966 (d)   | 1967 (e)   | 1966 (f)   | 1970 (g)   | 1972 (h)   |            |
| <b>Sales for Resale (FPC Account No. 481)</b> |                                      |                          |            |            |            |            |            |            |            |
| 1   | Funkley, Washington, City of         | Firm                     | 42,000     | 50,274     | 55,713     | 56,387     | 61,883     | 64,141     | 70,272     |
| 2   |                                      | Interruptible            |            |            |            |            |            |            |            |
|   | <b>Total</b>                         |                          | 42,000     | 50,274     | 55,713     | 56,387     | 61,883     | 64,141     | 70,272     |
| 3   | California-Pacific Utilities Company | Firm                     | 1,972,433  | 2,666,379  | 3,021,284  | 6,170,861  | 4,219,337  | 4,436,673  | 4,385,459  |
| 4   |                                      | Interruptible            | 4,261,135  | 5,115,650  | 2,725,220  | 2,377,654  | 4,888,616  | 5,055,008  | 4,728,267  |
|   | <b>Total</b>                         |                          | 6,233,568  | 7,782,029  | 5,746,504  | 8,548,515  | 9,104,693  | 9,491,741  | 9,113,726  |
| 5   | Caronde Natural Gas Corporation      | Firm                     | 10,268,810 | 16,190,450 | 27,138,370 | 27,831,844 | 31,670,330 | 32,712,710 | 34,139,444 |
| 6   |                                      | Interruptible            | 23,644,406 | 27,426,258 | 12,028,358 | 20,700,812 | 10,681,588 | 10,715,022 | 12,429,784 |
|   | <b>Total</b>                         |                          | 33,913,216 | 43,616,708 | 39,166,728 | 48,533,656 | 43,351,918 | 43,427,732 | 46,569,228 |
| 7   | Columbia Gas Company                 | Firm                     | 189,128    | 312,458    | 308,701    | 372,320    | 387,888    | 400,659    | 412,375    |
| 8   |                                      | Interruptible            | 82,886     | 111,400    | 75,832     | 77,320     | 78,788     | 80,256     | 81,724     |
|   | <b>Total</b>                         |                          | 272,014    | 423,858    | 384,533    | 449,640    | 466,676    | 480,915    | 494,099    |
| 9   | Wilmington, Washington, City of      | Firm                     | 311,182    | 373,206    | 376,332    | 377,269    | 414,281    | 425,854    | 449,388    |
| 10  |                                      | Interruptible            | 283,278    | 341,428    | 292,162    | 293,218    | 301,026    | 314,286    | 322,881    |
|   | <b>Total</b>                         |                          | 594,460    | 714,634    | 668,494    | 670,487    | 715,307    | 740,140    | 772,269    |
| 11  | Spokane, Washington, City of         | Firm                     | 114,401    | 210,260    | 246,356    | 255,937    | 275,284    | 286,311    | 296,226    |
| 12  |                                      | Interruptible            | 176,003    | 216,000    | 244,000    | 252,000    | 260,000    | 268,000    | 276,000    |
|   | <b>Total</b>                         |                          | 290,404    | 426,260    | 490,356    | 507,937    | 535,284    | 552,311    | 572,226    |
| 13  | Intermountain Gas Company            | Firm                     | 19,792,409 | 13,636,138 | 17,543,240 | 22,229,268 | 20,236,110 | 21,165,265 | 21,736,279 |
| 14  |                                      | Interruptible            | 13,688,602 | 18,653,609 | 4,426,478  | 5,481,018  | 8,338,432  | 6,422,653  | 6,422,653  |
|   | <b>Total</b>                         |                          | 33,481,011 | 32,289,747 | 21,969,718 | 27,710,286 | 28,574,542 | 27,587,918 | 28,158,932 |
| 15  | Naturita, Colorado, City of          | Firm                     | 4,426      | 14,733     | 16,303     | 20,654     | 19,736     | 20,355     | 20,845     |
| 16  |                                      | Interruptible            | 4,426      | 14,733     | 16,303     | 20,654     | 19,736     | 20,355     | 20,845     |
|   | <b>Total</b>                         |                          | 8,852      | 29,466     | 32,606     | 41,308     | 39,491     | 40,710     | 41,690     |
| 17  | Northwest Natural Gas Company        | Firm                     | 34,261,619 | 42,739,792 | 54,834,793 | 57,000,476 | 58,332,859 | 52,280,100 | 61,919,905 |
| 18  |                                      | Interruptible            | 21,221,262 | 22,740,738 | 14,276,112 | 23,014,228 | 27,822,430 | 31,142,456 | 25,038,288 |
|   | <b>Total</b>                         |                          | 55,482,881 | 65,480,530 | 69,110,905 | 80,014,704 | 86,155,289 | 83,422,586 | 86,958,193 |

**EL PASO NATURAL GAS COMPANY**  
Northwest Division

Docket No. 6769—  
Exhibit 1  
Schedule No. 1  
Sheet 1 of 5  
Witness:

Estimated Annual Natural Gas Requirements, by Customer,  
for the Calendar Years 1966 through 1972 and Actual Data  
of Like Items for the Calendar Years 1965 through 1967  
(Volumes in Mcf at 14.73 psia)

| Line No.                               | Description (a)       | FPC Account Number (b) | Actual      |             |             | Estimated   |             |             | Line No. |
|--|-----------------------|------------------------|-------------|-------------|-------------|-------------|-------------|-------------|----------|
|  |                       |                        | 1965 (c)    | 1966 (d)    | 1967 (e)    | 1966 (f)    | 1970 (g)    | 1972 (h)    |          |
| <b>Commercial and Industrial Sales</b> |                       |                        |             |             |             |             |             |             |          |
| 1                                      | Customer Requirements | 481                    | 13,555,726  | 15,099,608  | 10,367,745  | 8,167,097   | 6,822,229   | 6,820,172   |          |
| 2                                      | Less Curtailment      |                        | 172,342     | 552,112     | 168,867     | 191,254     | 160,376     | 211,250     |          |
|  | <b>Total</b>          |                        | 13,383,384  | 14,547,496  | 10,198,878  | 7,975,843   | 6,661,853   | 6,608,922   |          |
| <b>Sales for Resale</b>                |                       |                        |             |             |             |             |             |             |          |
| 4                                      | Customer Requirements | 483                    | 290,430,034 | 285,187,444 | 307,079,850 | 334,230,310 | 354,238,572 | 370,555,945 |          |
| 5                                      | Less Curtailment      |                        | 2,700,141   | 8,696,726   | 7,234,501   | 5,405,731   | 15,877,042  | 20,913,732  |          |
|  | <b>Total</b>          |                        | 287,729,893 | 276,490,718 | 300,845,349 | 328,824,579 | 338,361,530 | 349,642,213 |          |
| 7                                      | <b>Total Sales</b>    |                        | 321,113,277 | 301,038,214 | 311,044,227 | 336,799,422 | 345,023,383 | 356,251,135 |          |

**EL PASO NATURAL GAS COMPANY**  
Northwest Division

Docket No. 6769—  
Exhibit 1  
Schedule No. 1  
Sheet 4 of 5  
Witness:

Estimated Annual Natural Gas Requirements, by Customer,  
for the Calendar Years 1966 through 1972 and Actual Data  
of Like Items for the Calendar Years 1965 through 1967  
(Volumes in Mcf at 14.73 psia)

| Line No.   | Description (a)                          | Sales Classification (b) | Actual      |             |             | Estimated   |             |             | Line No. |
|--|--|--------------------------|-------------|-------------|-------------|-------------|-------------|-------------|----------|
|  |  |                          | 1965 (c)    | 1966 (d)    | 1967 (e)    | 1966 (f)    | 1970 (g)    | 1972 (h)    |          |
| <b>Sales for Resale (FPC Account No. 483) (Contd.)</b> |  |                          |             |             |             |             |             |             |          |
| 1  | Northwest Natural Gas Company            | Firm                     | 440,976     | 444,627     | 479,251     | 453,818     | 471,789     | 475,258     |          |
| 2  |  | Interruptible            | 21,000      | 22,700      | 27,872      | 32,801      | 28,000      | 265,000     |          |
|  | <b>Total</b>                             |                          | 461,976     | 467,327     | 507,123     | 486,619     | 509,789     | 740,258     |          |
| 3  | Rocky Mountain Natural Gas Company, Inc. | Firm                     | 33,403      | 34,995      | 34,300      | 45,600      | 24,883      | 24,871      |          |
| 4  |  | Interruptible            | 33,400      | 34,992      | 34,300      | 45,600      | 24,883      | 24,871      |          |
|  | <b>Total</b>                             |                          | 66,803      | 69,987      | 68,600      | 91,200      | 49,766      | 49,742      |          |
| 5  | Southern Union Gas Company               | Firm                     | 775         | 3,090       | 1,240       | 6,097       | 6,857       | 6,857       |          |
| 6  |  | Interruptible            | 775         | 3,090       | 1,240       | 6,097       | 6,857       | 6,857       |          |
|  | <b>Total</b>                             |                          | 1,550       | 6,180       | 2,480       | 12,194      | 13,714      | 13,714      |          |
| 7  | Utah Gas Service Company                 | Firm                     | 580,101     | 583,218     | 595,149     | 635,223     | 695,226     | 717,136     |          |
| 8  |  | Interruptible            | 437,261     | 514,269     | 493,292     | 290,335     | 748,807     | 768,659     |          |
|  | <b>Total</b>                             |                          | 1,017,362   | 1,097,487   | 1,088,441   | 925,558     | 1,444,033   | 1,485,795   |          |
| 9  | Washington Natural Gas Company           | Firm                     | 42,774,289  | 46,260,249  | 52,880,098  | 53,858,244  | 62,541,099  | 67,712,166  |          |
| 10   |  | Interruptible            | 3,724,586   | 4,672,651   | 6,200,811   | 5,733,228   | 6,150,032   | 6,729,163   |          |
|  | <b>Total</b>                             |                          | 46,498,875  | 50,932,900  | 59,080,909  | 59,591,472  | 68,691,131  | 74,441,329  |          |
| 11   | Washington Water Power Company, The      | Firm                     | 11,950,887  | 12,988,898  | 18,425,834  | 23,007,292  | 26,765,000  | 25,849,622  |          |
| 12   |  | Interruptible            | 3,125,107   | 3,026,623   | 3,400,857   | 4,410,264   | 4,224,101   | 4,445,020   |          |
|  | <b>Total</b>                             |                          | 15,076,000  | 16,015,521  | 21,826,691  | 27,417,556  | 30,989,101  | 30,294,642  |          |
| 13   | Western Slope Gas Company                | Firm                     | (17,204)    | 932         | 1,907       | 5,687       | 5,714       | 5,714       |          |
| 14   |  | Interruptible            | (17,204)    | 932         | 1,907       | 5,687       | 5,714       | 5,714       |          |
|  | <b>Total</b>                             |                          | (34,408)    | 1,864       | 3,814       | 11,374      | 11,428      | 11,428      |          |
| 15   | Wyoming Industrial Gas Company           | Firm                     | 90,667      | 80,705      | 90,638      | 126,724     | 85,986      | 84,289      |          |
| 16   |  | Interruptible            | 31,469      | 102,725     | 225,883     | 311,032     | 342,897     | 369,607     |          |
|  | <b>Total</b>                             |                          | 122,136     | 183,430     | 316,521     | 437,756     | 428,883     | 453,896     |          |
| 17   | Total Distributors                       | Firm                     | 112,206,176 | 124,767,144 | 173,762,775 | 192,519,211 | 220,841,785 | 212,507,444 |          |
| 18   |  | Interruptible            | 75,233,898  | 77,264,786  | 84,369,184  | 82,476,263  | 92,847,143  | 87,066,275  |          |
|  | <b>Total</b>                             |                          | 187,440,074 | 202,031,930 | 258,131,959 | 274,995,474 | 313,688,928 | 309,573,719 |          |

