

State of New Mexico
Energy, Minerals and Natural Resources

Form C-103
Revised July 18, 2013

OIL CONSERVATION DIVISION
1220 South St. Francis Dr.
Santa Fe, NM 87505

SUNDRY NOTICES AND REPORTS ON WELLS (DO NOT USE THIS FORM FOR PROPOSALS TO DRILL OR TO DEEPEN OR PLUG BACK TO A DIFFERENT RESERVOIR. USE "APPLICATION FOR PERMIT" (FORM C-101) FOR SUCH PROPOSALS.)		WELL API NO. Zia AGI #1 30-025-42208 Zia AGI D#2 30-025-42207
1. Type of Well: Oil Well <input type="checkbox"/> Gas Well <input type="checkbox"/> Other: Acid Gas Injection Well <input checked="" type="checkbox"/>		5. Indicate Type of Lease BLM STATE <input type="checkbox"/> FEE <input type="checkbox"/>
2. Name of Operator DCP Operating Company, LP		6. State Oil & Gas Lease No. NMLC065863
3. Address of Operator 6900 E. Layton Ave, Suite 900, Denver, CO 80237		7. Lease Name or Unit Agreement Name Zia AGI
4. Well Location Surface Zia AGI#1 Unit Letter <u>L</u> : <u>2,100</u> feet from the SOUTH line and <u>950</u> feet from the WEST line Zia AGI D#2 Unit Letter <u>L</u> : <u>1893</u> feet from the SOUTH line and <u>950</u> feet from the WEST line Section <u>19</u> Township <u>19S</u> Range <u>32E</u> NMPM County <u>Lea</u>		8. Well Number #1 and D#2
		9. OGRID Number 36785
		10. Pool name or Wildcat #1 AGI: Cherry Canyon/Brushy Canyon D#2 AGI: Devonian/Fusselman/Montoya
		11. Elevation (Show whether DR, RKB, RT, GR, etc.) 3,550 (GR)

12. Check Appropriate Box to Indicate Nature of Notice, Report or Other Data

NOTICE OF INTENTION TO:		SUBSEQUENT REPORT OF:	
PERFORM REMEDIAL WORK <input type="checkbox"/>	PLUG AND ABANDON <input type="checkbox"/>	REMEDIAL WORK <input type="checkbox"/>	ALTERING CASING <input type="checkbox"/>
TEMPORARILY ABANDON <input type="checkbox"/>	CHANGE PLANS <input type="checkbox"/>	COMMENCE DRILLING OPNS. <input type="checkbox"/>	P AND A <input type="checkbox"/>
PULL OR ALTER CASING <input type="checkbox"/>	MULTIPLE COMPL <input type="checkbox"/>	CASING/CEMENT JOB <input type="checkbox"/>	
DOWNHOLE COMMINGLE <input type="checkbox"/>			
CLOSED-LOOP SYSTEM <input type="checkbox"/>			
OTHER: <input type="checkbox"/>		OTHER: Quarterly Injection Data Reports <input checked="" type="checkbox"/>	

13. Describe proposed or completed operations. (Clearly state all pertinent details, and give pertinent dates, including estimated date of starting any proposed work). SEE RULE 19.15.7.14 NMAC. For Multiple Completions: Attach wellbore diagram of proposed completion or recompletion. **Wellbore Diagrams attached.**

Zia AGI#1 MAOP 2,233 psig NMOCC Order R-13809 / Zia AGI D#2 MAOP 5,208 psig NMOCC Order R-14207

Quarterly Report for the period from October 1 to December 31 (Q4) Pursuant to NMOCC Orders 13809 and 14207 for Zia AGI #1 and AGI D#2, respectively.

This report includes the data and analysis of surface injection pressure, TAG temperature, casing annular pressure as well as downhole injection pressure, temperature, and annular pressure for the Zia AGI#1 and for the Zia AGI D#2 for Q4, 2024. AGI D#2 is the primary well for this facility with the Zia AGI #1 to be used only as a redundant and backup well. Based on data for surface injection/annular pressure and their current MITs, both wells continue to show excellent integrity. For this quarter, the values for injection parameters are generally stable and yielded the following results which are graphed in detail in attached Figures 1 through 10. All the values presented below are averages for the static conditions in AGI #1 since the well was not in operation for the entire reporting period. Only AGI D#2 was operated during this quarter and its average values represent the normal operational condition of the well. Average injection rates for AGI D#2 have remained generally the same (5.01 MMSCFD in Q3, 2024 and 4.53 MMSCFD in Q4, 2024).

AGI #1 Surface Measurements (inactive): Average TAG Line Pressure: 5.07 psig, Average Annular Pressure: 316 psig, Average Pressure Differential: -311 psig, Average Tag Line Temperature: 82 °F, Average TAG injection rate: 0.00 MMSCFD (not in use this quarter).

AGI #1 Downhole Measurements (inactive): Average bottom hole pressure: 3,274 psig, Average annular bottom hole pressure: 2,285 psig, Average annular bottom hole temperature: 98 °F, Average bottom hole TAG Temperature: 98 °F (all unchanged since 2021).

AGI D#2 Surface Measurements: Average TAG Injection Pressure: 1,955 psig, Average Annular Pressure: 415 psig, Average Pressure Differential: 1,540 psig, Average Tag Temperature: 122 °F, Average TAG injection rate: 4.53 MMSCFD.

AGI D#2 Downhole Measurements: Average bottom hole pressure 6,653 psig, Average bottom hole TAG Temperature: 165 °F. Only AGI D#2 was operated during this reporting period.

Note that from November 19 through December 16, AGI #2 experienced a brief outage with the surface injection temperature unit. The data gathered throughout this quarter demonstrate the correlative behavior of the annular pressure with the flowrate, injection pressure and temperature confirming that both wells have good integrity and are functioning appropriately within the requirements of their respective NMOCC orders. No mechanical changes to the either well or wellhead have been made since the last quarterly report. Well AGI D#2 displays excellent reservoir characteristics easily accommodating the required volumes of TAG from the facility. This well will be used as the primary disposal well for the facility with the AGI #1 well being operated as needed to confirm functionality and to allow for any required future maintenance on the AGI D#2 well.

I hereby certify that the information above is true and complete to the best of my knowledge and belief.

SIGNATURE _____ TITLE Consultant to DCP Midstream LP DATE 1/2/2025
Type or print name: Alberto A Gutiérrez, RG E-mail address: aag@geolex.com PHONE: 505-842-8000

For State Use Only

APPROVED BY: _____ TITLE _____ DATE _____
Conditions of Approval (if any):

FIGURE 1: ZIA AGI #1 AND AGI #D2 INJECTION RATES

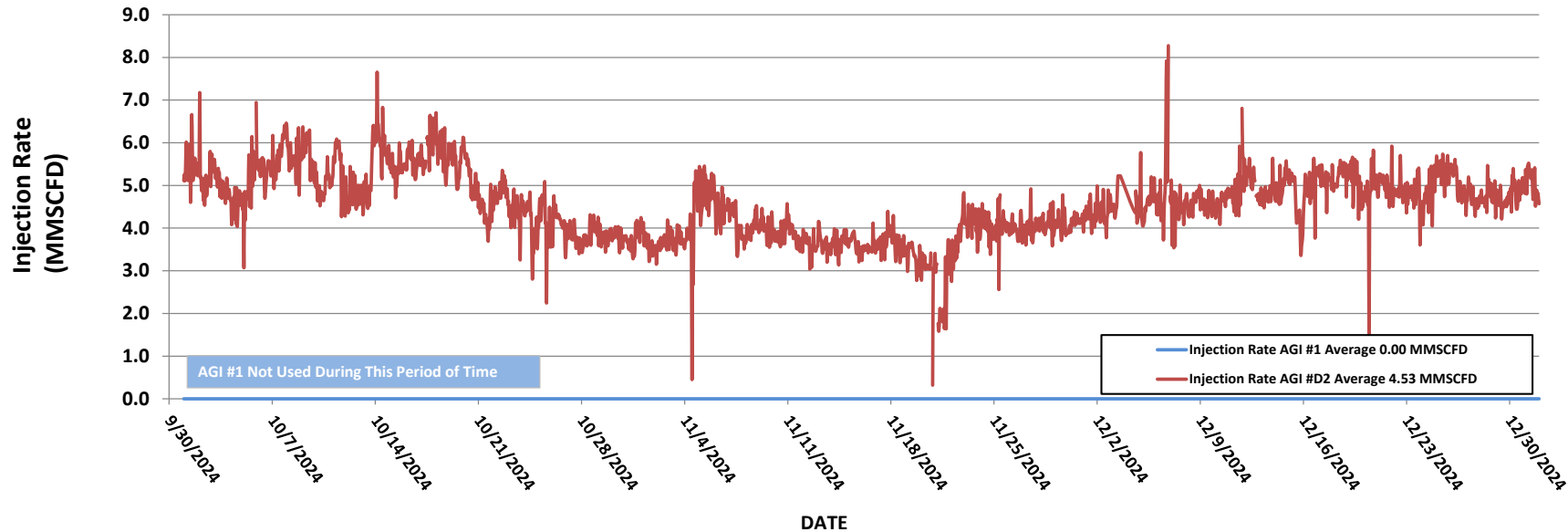


FIGURE 2: ZIA AGI #1 SURFACE INJECTION PRESSURE, ANNULAR PRESSURE AND INJECTION RATE

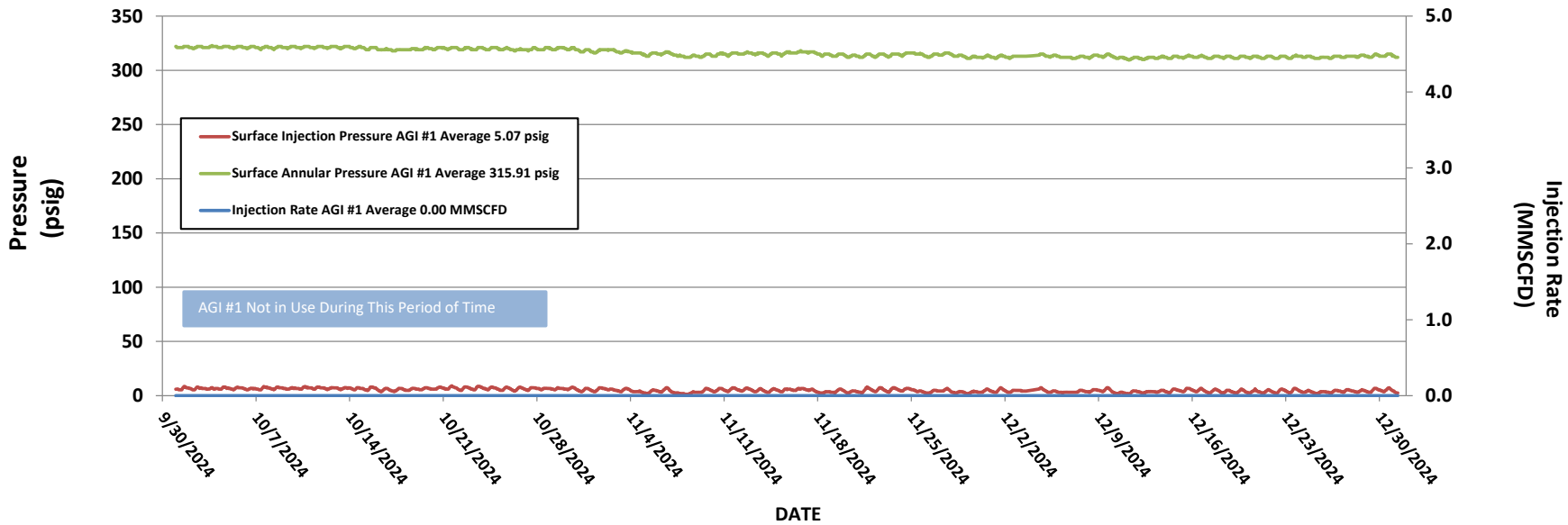


FIGURE 3: ZIA AGI #1 SURFACE INJECTION PRESSURE, ANNULAR PRESSURE AND INJECTION TEMPERATURE

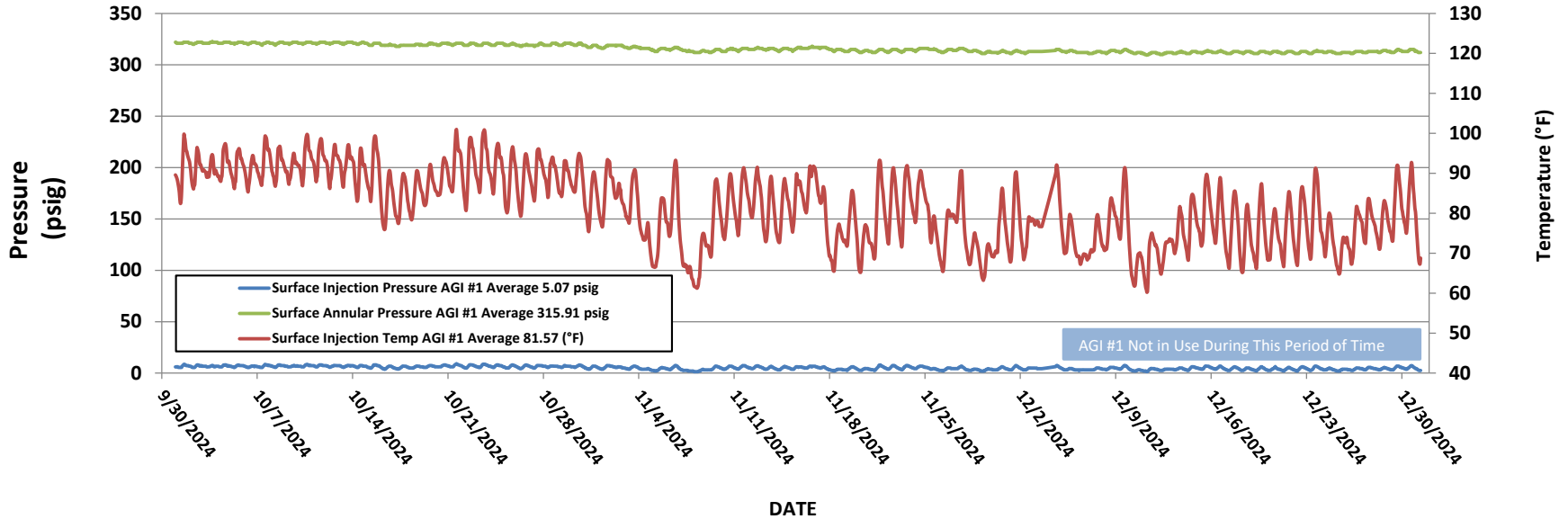


FIGURE 4: ZIA AGI #1 SURFACE INJECTION PRESSURE AND BOTTOM HOLE PRESSURE

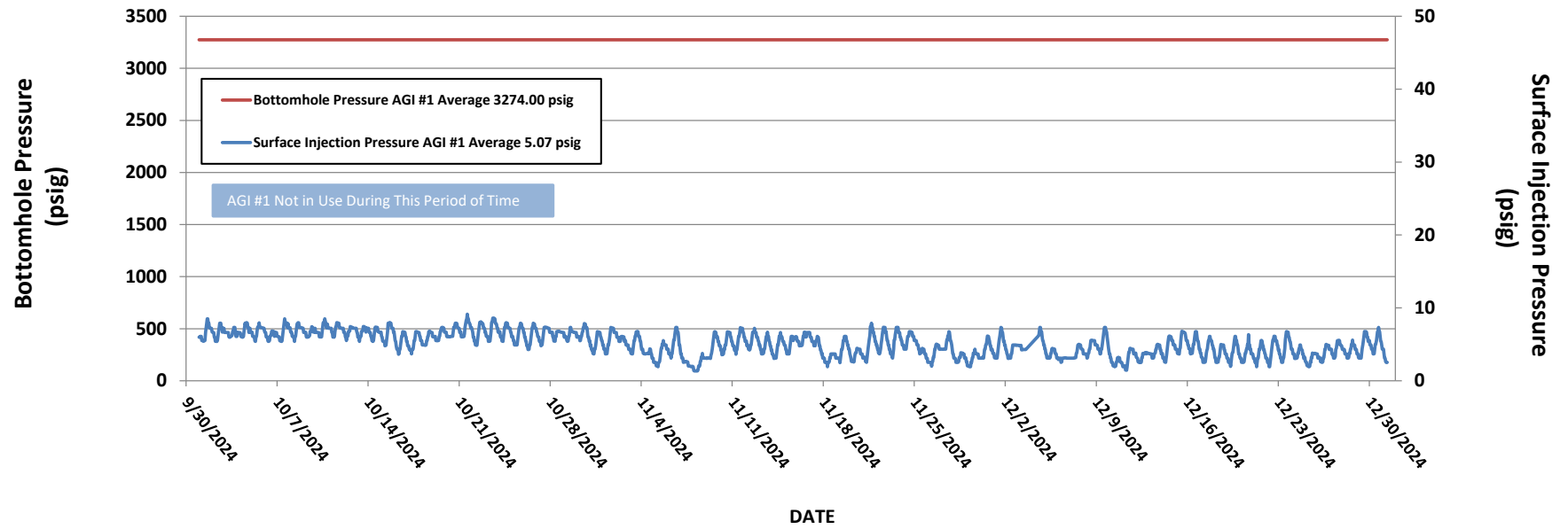


FIGURE 5: ZIA AGI #D2 SURFACE INJECTION PRESSURE, ANNULAR PRESSURE AND INJECTION RATE

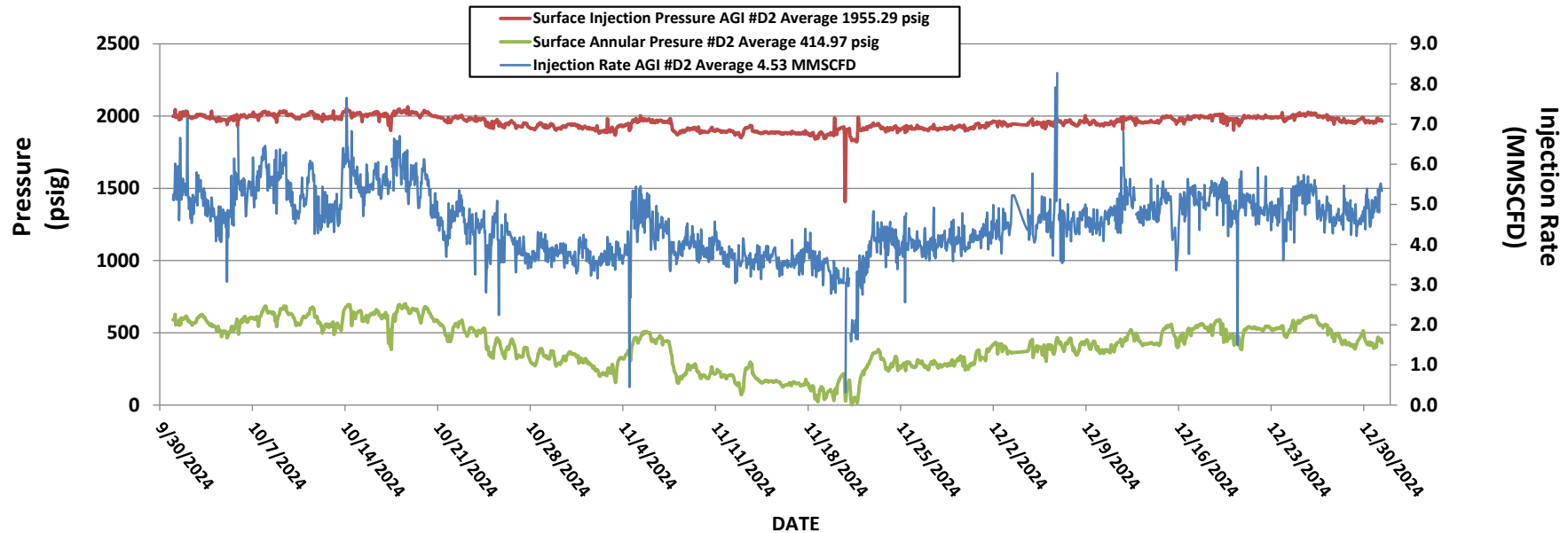


FIGURE 6: ZIA AGI #D2 SURFACE INJECTION PRESSURE, ANNULAR PRESSURE AND INJECTION TEMPERATURE

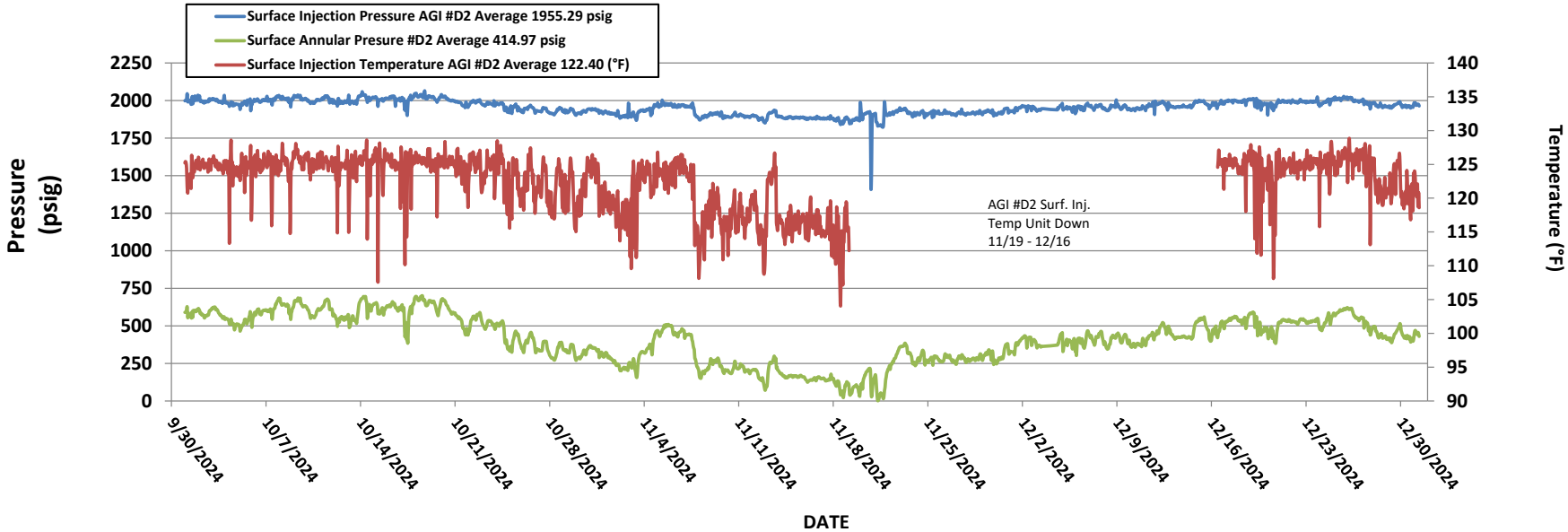


FIGURE 7: ZIA AGI #D2 SURFACE INJECTION PRESSURE AND BOTTOM HOLE PRESSURE

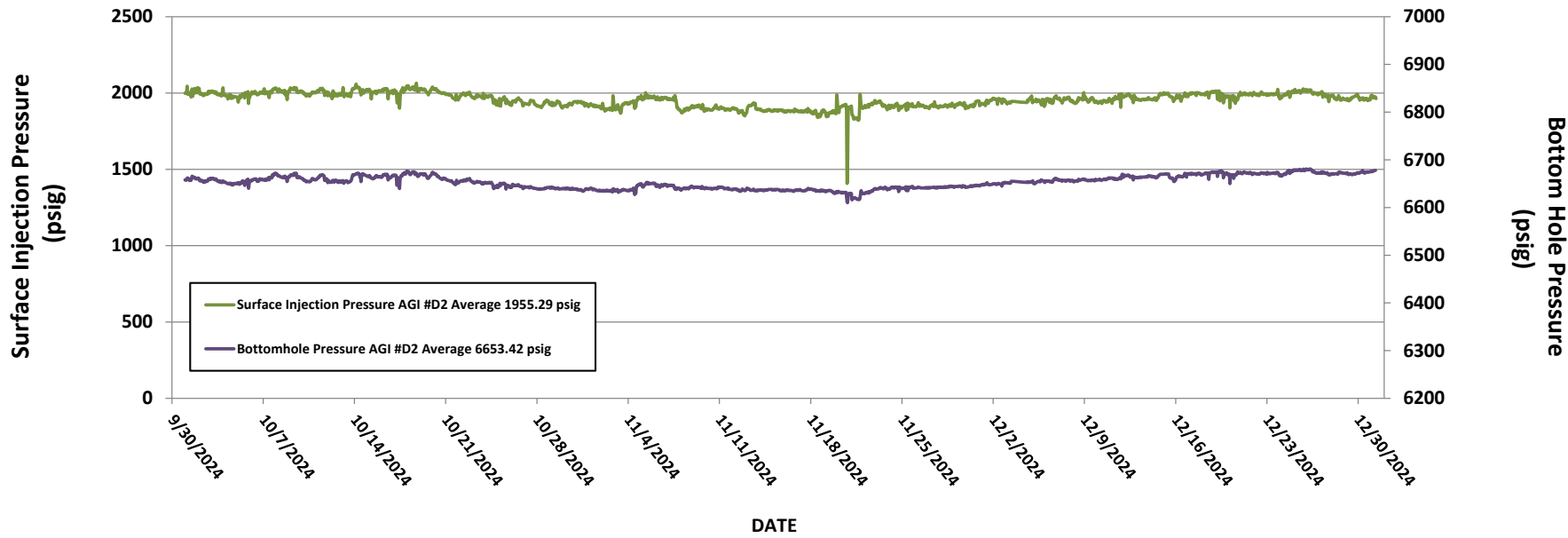


FIGURE 8: ZIA AGI #1 BOTTOM HOLE PRESSURE AND TEMPERATURE

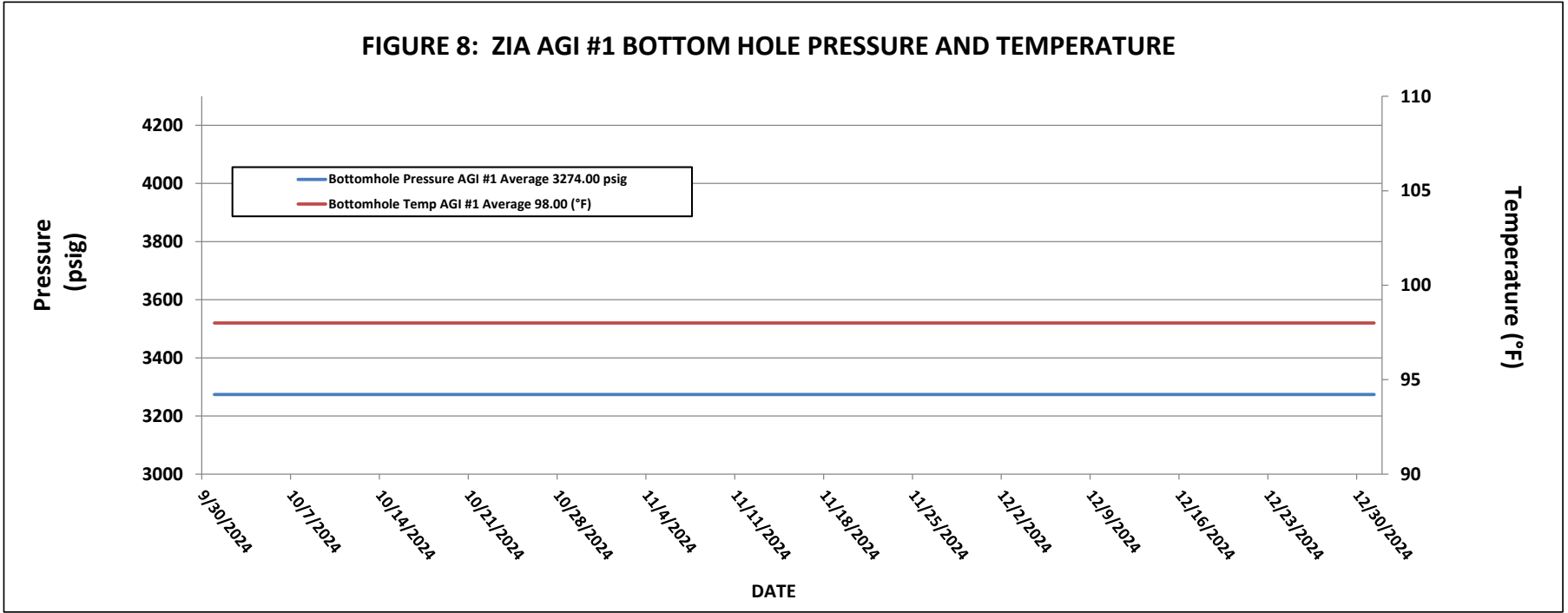


FIGURE 9: ZIA AGI #D2 BOTTOM HOLE PRESSURE AND TEMPERATURE

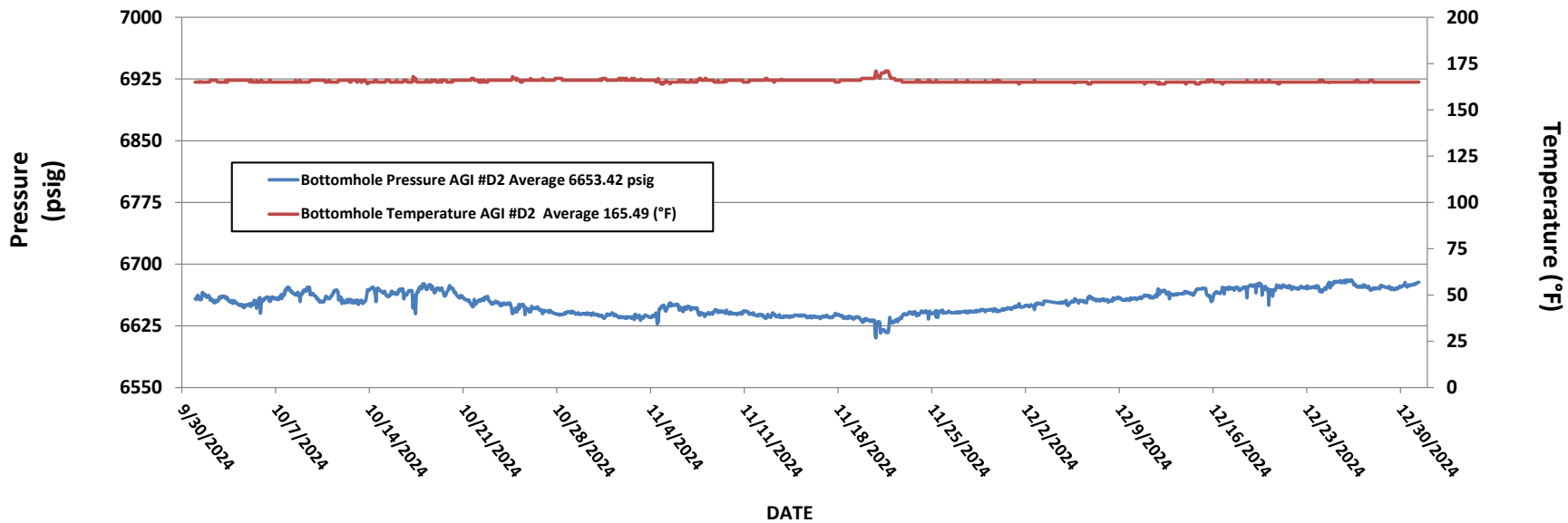


FIGURE 10: ZIA AGI #1 AND #D2 DIFFERENTIAL PRESSURE

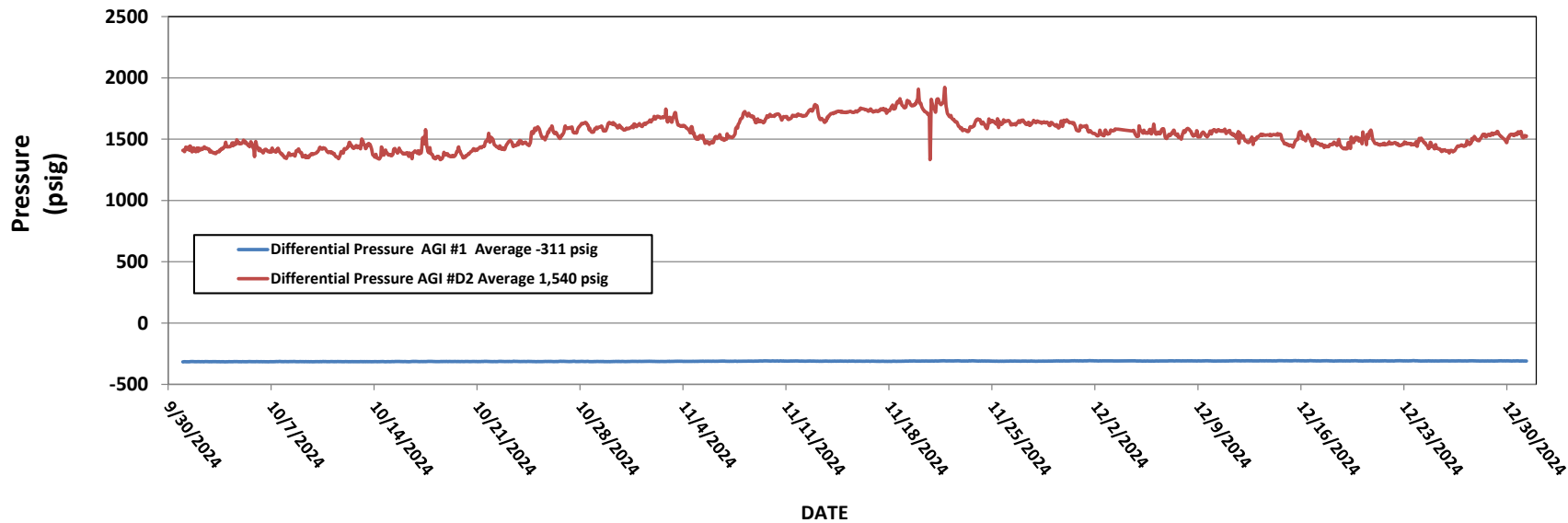
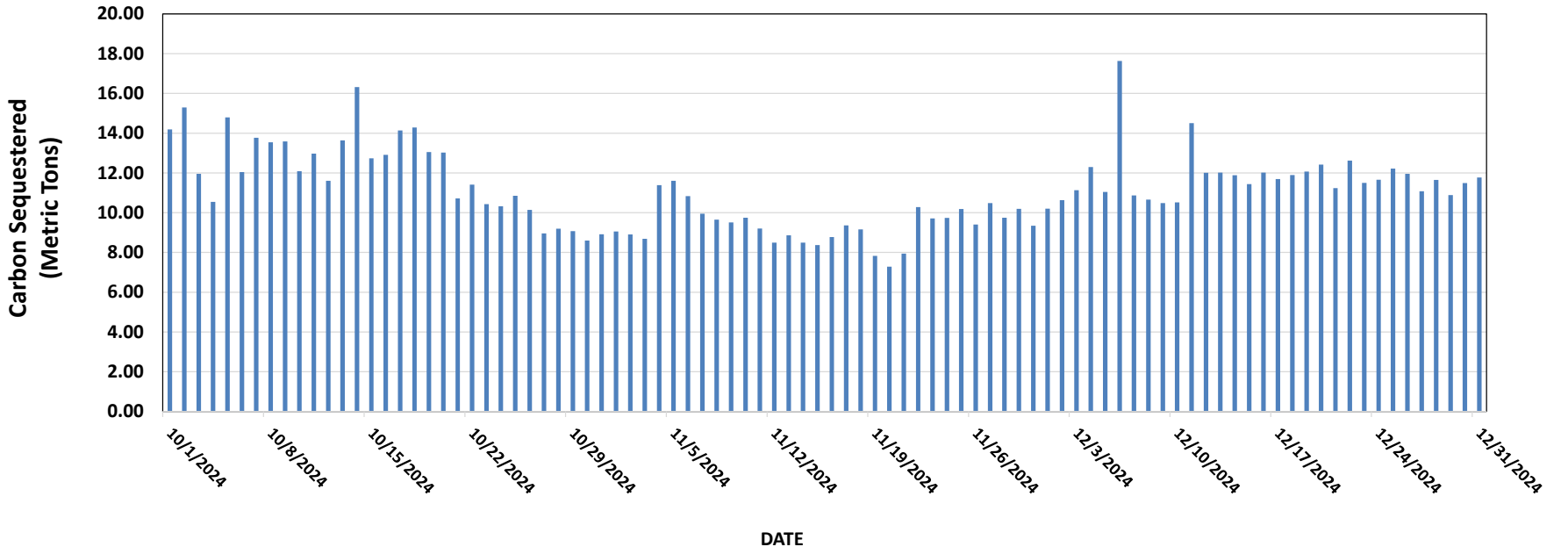


FIGURE 11: ZIA AGI FACILITY CARBON SEQUESTERED



WELL SCHEMATICS

Zia AGI #1	API# 30-025-42208
Zia AGI D #2	API# 30-025-42207

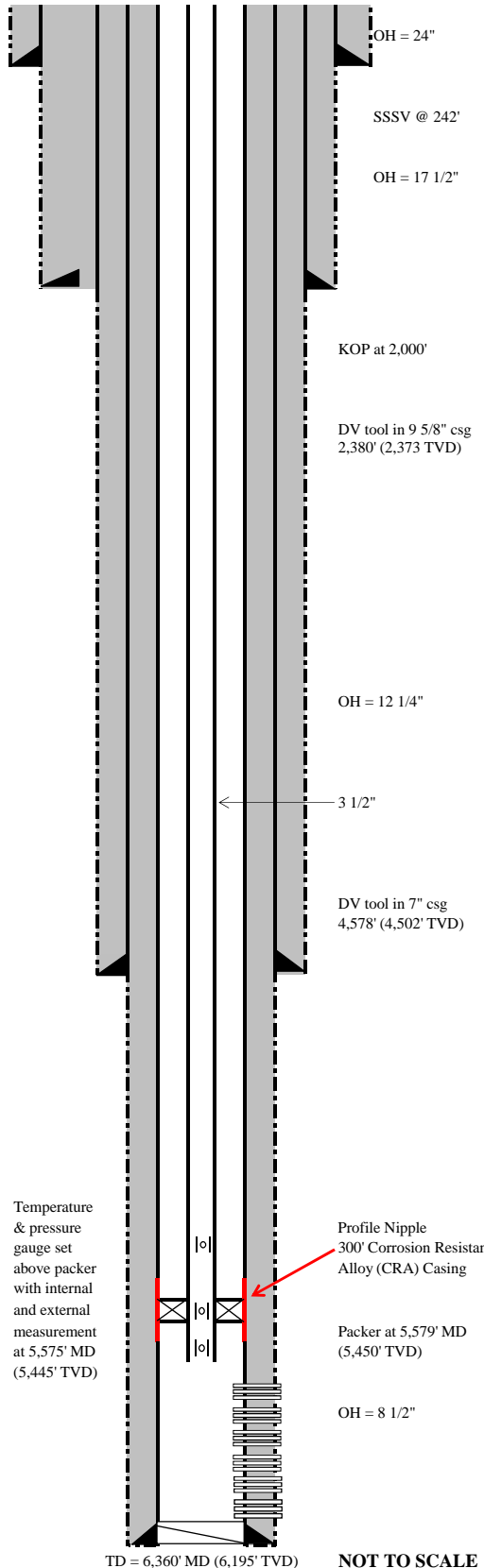


ZIA AGI #1 AS-BUILT WELL SCHEMATIC



Location: DCP Zia AGI #1 (API: 30-025-42208)
STR Section 19(L), T19S-R32E (2100' FSL & 950' FWL)
County, St.: LEA COUNTY, NEW MEXICO

16.2 DEGREE SLANT



CONDUCTOR CASING
 20" Conductor at 120' (cement to surface)

SURFACE CASING
 13 3/8", 68.0#/ft, J55, BTC at 842' (cement to surface)

ANNULAR FLUID:
 Diesel Fuel from top of packer to surface

INTERMEDIATE CASING:
 9 5/8", 40.0 #/ft, J55, LT&C at 4,921' (4,830 Ft TVD) cement to surface

PRODUCTION CASING:
 7 5/8", 29.7 #/ft, HCL-80 LT&C, Surf. To 319' (MTD)
 7", 26 #/ft, HCL-80 LT&C, 319' to 5,306' (MTD)
 7", 26 #/ft, 28Cr VAM TOP, 5,306' to 5,615' (MTD)
 7", 26 #/ft, HCL-80 LT&C, 5,615' to 6,344' (MTD) cement to surface

TUBING:
 Subsurface Safety Valve at 242' MD (242' TVD)
 3 1/2", 9.3#/ft, L-80 Fiberglass Lined Tubing surf. to 5,443' MD, ID=2.684", Drift=2.559"
 3 1/2", 9.3#/ft, SM2550 from 5,443' to 5,575' MD
 All tubing to include premium threads utilizing metal to metal sealing in collars

PACKER:
 Permanent Production Packer @ 5,579' MD (5,450' TVD)
 Adj. Choke (if needed, placed in nipple below packer)
 Check valve (if needed, placed in nipple below packer)

PERFORATIONS:
MD
 5,682' - 5,756' complete and inject
 5,788' - 5,890' complete and inject
 5,907' - 6,010' complete and inject
 6,030' - 6,136' complete and inject
 6,162' - 6,260' complete and inject

Temperature & pressure gauge set above packer with internal and external measurement at 5,575' MD (5,445' TVD)

Profile Nipple
 300' Corrosion Resistant Alloy (CRA) Casing

Packer at 5,579' MD (5,450' TVD)

OH = 8 1/2"

TD = 6,360' MD (6,195' TVD)

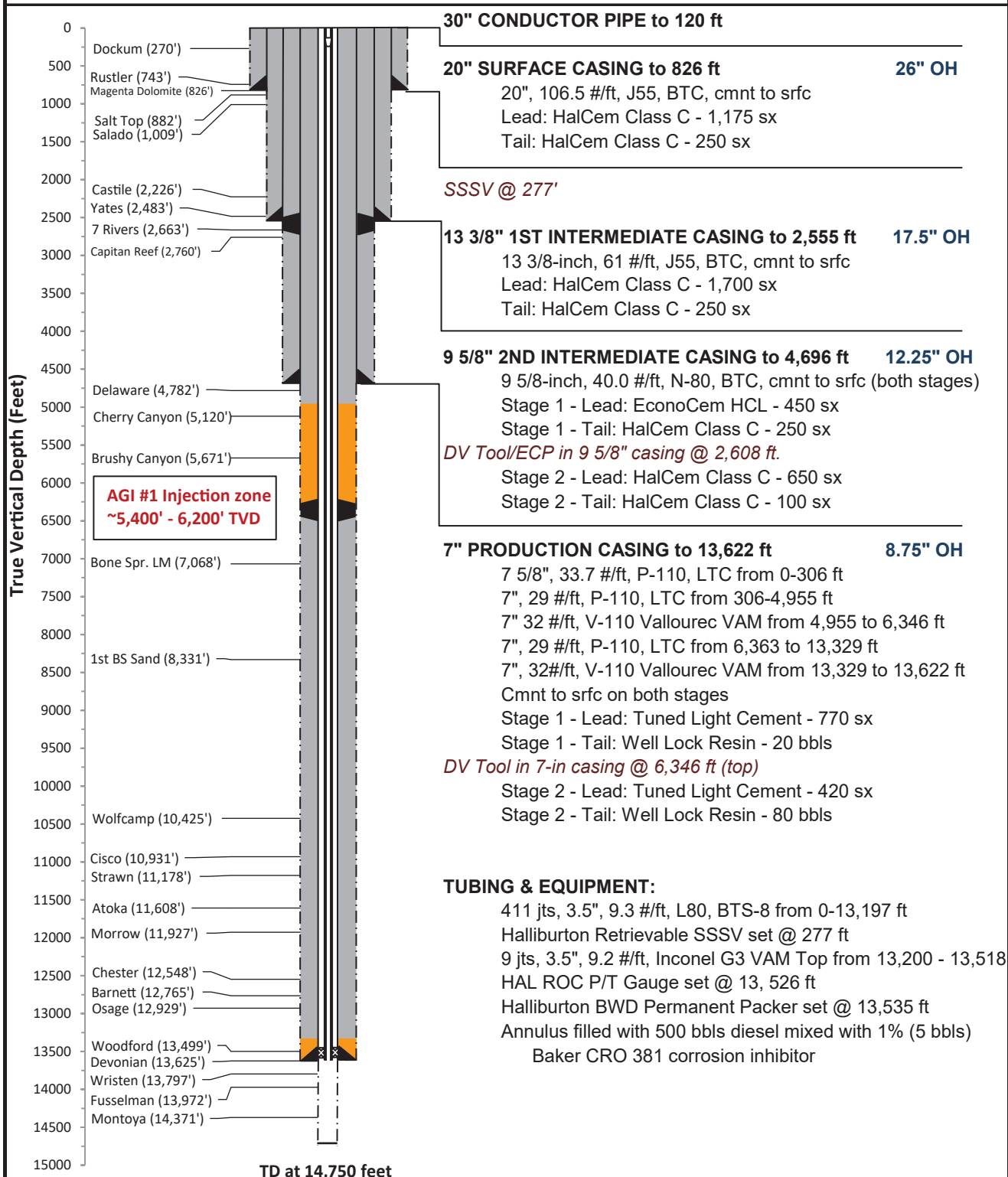
NOT TO SCALE

Bottom Hole Location: Section 19(G), T19S, R32E (2,099' FNL & 862' FWL)




DCP Zia AGI D #2 As-Built Well Schematic

Well Name:	Zia AGI D #2	Footage:	1893' FSL & 950' FWL
API:	30-025-42207	Well Type:	Devonian AGI Expl.
STR:	Sec. 19(L), T19S-R32E	KB/GL:	3574'/3547'
County, St.:	Lea County, New Mexico	Lat, Long:	32.643950, -103.777782



Schematic is properly scaled

TD Location: Sec. 19, T19S-R32E (1963' FSL & 1024' FWL)



DCP MIDSTREAM

Company Rep.
Tool Specialist

GARY HENRICH
SCOTT WALTON

ZIA AGI #2
LEA COUNTY, NEW MEXICO
1/22/17

Office ODESSA
SAP No. 903711839

Final Installation					
Installation	Length	Depth	Description	OD	ID
1	25.00	7.52	KB CORRECTION		
2	0.50	32.52	TUBING HANGER		
1	3.62	33.02	DOUBLE PIN ADAPTER	3.500	2.925
3	2	31.41	1 JOINT 3.5" 9.3# L-80 BTS8 TUBING	3.500	2.925
3	17.48	68.05	3.5" 9.3# L80 BTS8- TUBING SUBS(9.73, 7.75)	3.500	2.925
4	188.39	85.53	6 JOINT 3.5" 9.3# L-80 BTS8 TUBING	3.500	2.925
4	5	3.72	3.5" 9.3# X-OVER SUB BTS8 BOX X AB-TC-II PIN	3.940	2.910
6	4.40	277.64	HALLIBURTON TUBING RETRIEVABLE SAFETY VALVE 3.5" 9.2# AB-TC-II BOX X PIN 478HRE18 102588547 SN-0003667054-2 NICKLE ALLOY 925 15,000# PRESSURE RATING 750 PSI CLOSING 2300 PSI OPENING 2.813 'R' PROFILE IN TOP OF VALVE.	5.290	2.813
5	7	3.75	3.5" 9.3# X-OVER SUB AB-TC-II BOX X BTS8 PIN	3.940	2.910
6					
7	8	12911.35	411 JOINTS 3.5" 9.3# L80 BTS8 TUBING	3.500	2.684
9	3.75	13,197.14	X-OVER PUP JOINT 3.5" 9.3# BTS8 box X 3.5" 9.3# VAMTOP pin	3.930	2.684
10	317.56	13,200.89	9 JOINTS 3.5" 9.3# VAMTOP SM2550 NICKEL TUBING	3.500	2.992
11	1.33	13,518.45	HALLIBURTON 2.562 X 3.5# 9.3# L-80 VAM TOP LANDING NIPPLE (811R25635)(102204262)(SN-0003744132-3) NICKEL ALLOY 925	3.940	2.562
8	12	6.35	3.5" 9.2# G3-125 VAMTOP BOX X PIN SUB (COUPLING ON BTM)	3.930	2.992
13	4.32	13,526.13	HALLIBURTON ROC GAUGE MANDREL 3.5" VAMTOP PXP 102329817 SN-ATM-16-106669-1 ROC GAUGE ROC16K175C 101863926 WD#9381-6034 ADDRESS 094 SN-ROC004482	4.670	2.950
14	3.75	13,530.45	3.5" 9.2# G3-125 VAMTOP BOX X PIN SUB	3.930	2.992
A			HALLIBURTON SEAL ASSEMBLY		
a-1	1.73	13,534.20	STRAIGHT SLOT LOCATOR 3.5" VAMTOP X 3.5" 10.2# VAMINSIDE INCOLOY 925 (212S4042-D)(102351212)(SN-G3362241-1)	4.460	2.886
a-2	4.33	13,535.93	EXTENSION 3.5" 10.2# VAMINSIDE NICKEL ALLOY 925 (212X38814-D) (158726)(SN-G3362256-1)	3.860	2.902
9	a-3	4.33	EXTENSION 3.5" 10.2# VAMINSIDE NICKEL ALLOY 925 (212X38814-D) (158726)(SN-G3362256-1)	3.860	2.902
a-4	5.00	13,544.59	5 -SEAL UNITS 4" X 3.5" 10.2 VAM TOP NICKEL ALLOY 925 MOLDED AFLAS SEALS 4.07 OD, 8000 PSI (812MSA40003-D)(102133617)(SN-0003744129-1 0003744129-4) (0003744129-3 0003744129-2 0003744129-5) (METAL OD 3.95") (TOP 2 SEAL ARE FLOUREL BOTTOM 3 SEALS ARE AFLAS)	4.050	2.883
10	a-5	0.54	MULE SHOE GUIDE 3.5" 10.2# VAMINSIDE NICKEL ALLOY 925 (812G40137-D) (102133560)(SN-3744130)	3.950	2.980
11			LAND HANGER WITH 26,000# COMPRESSION PUTS 20,000# COMPRESSION ON PACKER PICK UP WEIGHT IS 132,000# SLACK OFF IS 120,000#		
12			HALLIBURTON PACKER ASSEMBLY		
15	3.11	13,535.00	HALLIBURTON 7" 26-32# BWD PERMANENT PACKER WITH 4" BORE, 4.75" 8UN BOX THREAD, INCOLOY 925 (212BWD70412-D)(101303583)(SN C3774119) WAS RUN ON W/L AND TOP @ 13535' ELEMENTS @ 13533.21'	5.880	4.000
16					
17	11.41	13,538.11	SEAL BORE EXTENSION 4" X 8" INCOLOY 925 4.75 8UN PXP (PN212C7674)(120051359)(SN-0003744131-1)	5.030	4.000
18	0.83	13,549.52	X-OVER 4 75" 8UN BOX X 3.5" 9.3# VAM INCOLOY 925 (212N100131)(101719647)(SN-0003744131-1)	5.680	2.963
19	5.76	13,550.35	PUP JOINT 3.5" 9.3# VAM TOP INCOLOY 925 WITH COUPLING	3.520	2.940
19	1.33	13,556.11	HALLIBURTON 2.562"R" X 3.5" VAMTOP LANDING NIPPLE (811X25635) (102204262) (SN- 0003744132-1) NICKEL ALLOY 925	3.940	2.562
20	20	5.76	PUP JOINT 3.5" 9.3# VAM INCOLOY 925 WITH COUPLING	3.520	2.930
21	1.33	13,563.20	HALLIBURTON 2.562" X 3.5" VAMTOP LANDING NIPPLE (811X25635) (102204262) (SN- 0003744132-2) NICKEL ALLOY 925	3.940	2.562
22	0.73	13,564.53	WIRELINE RE-ENTRY GUIDE 3.5" 9.3# VAM INCOLOY 925	3.970	3.000
22		13,565.26	BOTTOM OF ASSEMBLY		

EOC @ 13,622'
TD @ 14,750'

DIESEL USED FOR PACKER FLUID

Filename:

Sante Fe Main Office
Phone: (505) 476-3441

General Information
Phone: (505) 629-6116

Online Phone Directory
<https://www.emnrd.nm.gov/ocd/contact-us>

State of New Mexico
Energy, Minerals and Natural Resources
Oil Conservation Division
1220 S. St Francis Dr.
Santa Fe, NM 87505

CONDITIONS

Action 418614

CONDITIONS

Operator: DCP OPERATING COMPANY, LP 2331 Citywest Blvd Houston, TX 77042	OGRID: 36785
	Action Number: 418614
	Action Type: [C-103] Sub. General Sundry (C-103Z)

CONDITIONS

Created By	Condition	Condition Date
mgebremichael	None	1/19/2025