

Well Name	Well Number	US Well Number	Lease Number	Case Number	Operator
CORRAL 22-34	201H	3001556559	NMNM14778	NMNM14778	XTO ENERGY
CORRAL 22-34	204H	3001556560	NMNM14778	NMNM14778	XTO ENERGY
CORRAL 22-34	205H	3001556561	NMNM14778	NMNM14778	XTO ENERGY
CORRAL 22-34	203H	3001556562	NMNM14778	NMNM14778	XTO ENERGY
CORRAL 22-34	307H	3001556563	NMNM14778	NMNM14778	XTO ENERGY
CORRAL 22-34	105H	3001556565	NMNM14778	NMNM14778	XTO ENERGY
CORRAL 22-34	206H	3001556564	NMNM14778	NMNM14778	XTO ENERGY
CORRAL 22-34	302H	3001556566	NMNM14778	NMNM14778	XTO ENERGY
CORRAL 22-34	301H	3001556567	NMNM14778	NMNM14778	XTO ENERGY
CORRAL 22-34	306H	3001556568	NMNM14778	NMNM14778	XTO ENERGY
CORRAL 22-34	407H	3001556569	NMNM14778	NMNM14778	XTO ENERGY
CORRAL 22-34	304H	3001556570	NMNM14778	NMNM14778	XTO ENERGY
CORRAL 22-34	404H	3001556573	NMNM14778	NMNM14778	XTO ENERGY
CORRAL 22-34	402H	3001556571	NMNM14778	NMNM14778	XTO ENERGY
CORRAL 22-34	303H	3001556572	NMNM14778	NMNM14778	XTO ENERGY
CORRAL 22-27	405H	3001556574	NMNM14778	NMNM14778	XTO ENERGY
CORRAL 22-34	401H	3001556575	NMNM14778	NMNM14778	XTO ENERGY
CORRAL 22-34	305H	3001556690	NMNM14778	NMNM14778	XTO ENERGY
CORRAL 22-34	207H	3001556557	NMNM14778	NMNM14778	XTO ENERGY
CORRAL 22-34	106H	3001556556	NMNM14778	NMNM14778	XTO ENERGY
CORRAL 22-34	104H	3001556555	NMNM14778	NMNM14778	XTO ENERGY
CORRAL 22-34	103H	3001556554	NMNM14778	NMNM14778	XTO ENERGY
CORRAL 22-34	101H	3001556553	NMNM14778	NMNM14778	XTO ENERGY
CORRAL 22-34	102H	3001556548	NMNM14778	NMNM14778	XTO ENERGY
CORRAL 22-34	107H	3001556558	NMNM14778	NMNM14778	XTO ENERGY

Notice of Intent

Sundry ID: 2863853

Type of Submission: Notice of Intent

Date Sundry Submitted: 07/17/2025

Date proposed operation will begin: 07/17/2025

Type of Action: APD Change

Time Sundry Submitted: 10:31

Procedure Description: XOM requests the option to offline cement and remediate (if needed) surface, intermediate, and any production casing strings with MASP 5M where batch drilling is approved and if unplanned remediation is needed. XOM will ensure well is static with no pressure on the casing annulus, as with all other casing strings where batch drilling operations occur before moving off the rig. Offline cement operations will then be conducted after the rig is moved off the current well to the next well in the batch sequence. The TA cap will also be installed when applicable per wellhead manufacturer's procedure and pressure inside the casing will be monitored via the valve on the TA cap as per standard batch drilling ops.

NOI Attachments

Procedure Description

Offline_Cementing_Variance_Prod_Csg_20250717103016.pdf

Operator

I certify that the foregoing is true and correct. Title 18 U.S.C. Section 1001 and Title 43 U.S.C. Section 1212, make it a crime for any person knowingly and willfully to make to any department or agency of the United States any false, fictitious or fraudulent statements or representations as to any matter within its jurisdiction. Electronic submission of Sundry Notices through this system satisfies regulations requiring a

Operator Electronic Signature: VISHAL RAJAN

Signed on: JUL 18, 2025 08:35 AM

Name: XTO ENERGY INCORPORATED

Title: Regulatory Clerk

Street Address: 6401 HOLIDAY HILL ROAD BLDG 5

City: MIDLAND**State:** TX

Phone: (432) 620-6704

Email address: VISHAL.RAJAN@EXXONMOBIL.COM

Field

Representative Name:

Street Address:

City:**State:****Zip:**

Phone:

Email address:

BLM Point of Contact

BLM POC Name: CHRISTOPHER WALLS

BLM POC Title: Petroleum Engineer

BLM POC Phone: 5752342234

BLM POC Email Address: cwalls@blm.gov

Disposition: Approved

Disposition Date: 07/28/2025

Signature: Chris Walls

Form 3160-5
(June 2019)

UNITED STATES
DEPARTMENT OF THE INTERIOR
BUREAU OF LAND MANAGEMENT

FORM APPROVED
OMB No. 1004-0137
Expires: October 31, 2021

SUNDRY NOTICES AND REPORTS ON WELLS
Do not use this form for proposals to drill or to re-enter an abandoned well. Use Form 3160-3 (APD) for such proposals.

5. Lease Serial No.	MULTIPLE
6. If Indian, Allottee or Tribe Name	MULTIPLE

SUBMIT IN TRIPLICATE - Other instructions on page 2		7. If Unit of CA/Agreement, Name and/or No. MULTIPLE
1. Type of Well <input type="checkbox"/> Oil Well <input type="checkbox"/> Gas Well <input type="checkbox"/> Other		8. Well Name and No. MULTIPLE
2. Name of Operator XTO ENERGY INCORPORATED		9. API Well No. MULTIPLE
3a. Address 15948 US HWY 77, ARDMORE, OK 73401	3b. Phone No. (include area code) (325) 338-8339	10. Field and Pool or Exploratory Area MULTIPLE
4. Location of Well (Footage, Sec., T.,R.,M., or Survey Description) MULTIPLE		11. Country or Parish, State MULTIPLE

12. CHECK THE APPROPRIATE BOX(ES) TO INDICATE NATURE OF NOTICE, REPORT OR OTHER DATA				
TYPE OF SUBMISSION	TYPE OF ACTION			
<input checked="" type="checkbox"/> Notice of Intent	<input type="checkbox"/> Acidize	<input type="checkbox"/> Deepen	<input type="checkbox"/> Production (Start/Resume)	<input type="checkbox"/> Water Shut-Off
<input type="checkbox"/> Subsequent Report	<input type="checkbox"/> Alter Casing	<input type="checkbox"/> Hydraulic Fracturing	<input type="checkbox"/> Reclamation	<input type="checkbox"/> Well Integrity
<input type="checkbox"/> Final Abandonment Notice	<input type="checkbox"/> Casing Repair	<input type="checkbox"/> New Construction	<input type="checkbox"/> Recomplete	<input type="checkbox"/> Other
	<input checked="" type="checkbox"/> Change Plans	<input type="checkbox"/> Plug and Abandon	<input type="checkbox"/> Temporarily Abandon	
	<input type="checkbox"/> Convert to Injection	<input type="checkbox"/> Plug Back	<input type="checkbox"/> Water Disposal	

13. Describe Proposed or Completed Operation: Clearly state all pertinent details, including estimated starting date of any proposed work and approximate duration thereof. If the proposal is to deepen directionally or recompleate horizontally, give subsurface locations and measured and true vertical depths of all pertinent markers and zones. Attach the Bond under which the work will be perfonned or provide the Bond No. on file with BLM/BIA. Required subsequent reports must be filed within 30 days following completion of the involved operations. If the operation results in a multiple completion or recompleation in a new interval, a Form 3160-4 must be filed once testing has been completed. Final Abandonment Notices must be filed only after all requirements, including reclamation, have been completed and the operator has detennined that the site is ready for final inspection.)

XOM requests the option to offline cement and remediate (if needed) surface, intermediate, and any production casing strings with MASP <5M where batch drilling is approved and if unplanned remediation is needed. XOM will ensure well is static with no pressure on the casing annulus, as with all other casing strings where batch drilling operations occur before moving off the rig. Offline cement operations will then be conducted after the rig is moved off the current well to the next well in the batch sequence. The TA cap will also be installed when applicable per wellhead manufacturer's procedure and pressure inside the casing will be monitored via the valve on the TA cap as per standard batch drilling ops.

14. I hereby certify that the foregoing is true and correct. Name (Printed/Typed) VISHAL RAJAN / Ph: (432) 620-6704	Title Regulatory Clerk
Signature (Electronic Submission)	Date 07/18/2025

THE SPACE FOR FEDERAL OR STATE OFFICE USE		
Approved by CHRISTOPHER WALLS / Ph: (575) 234-2234 / Approved	Title Petroleum Engineer	Date 07/28/2025
Conditions of approval, if any, are attached. Approval of this notice does not warrant or certify that the applicant holds legal or equitable title to those rights in the subject lease which would entitle the applicant to conduct operations thereon.	Office CARLSBAD	

Title 18 U.S.C Section 1001 and Title 43 U.S.C Section 1212, make it a crime for any person knowingly and willfully to make to any department or agency of the United States any false, fictitious or fraudulent statements or representations as to any matter within its jurisdiction.

(Instructions on page 2)

GENERAL INSTRUCTIONS

This form is designed for submitting proposals to perform certain well operations and reports of such operations when completed as indicated on Federal and Indian lands pursuant to applicable Federal law and regulations. Any necessary special instructions concerning the use of this form and the number of copies to be submitted, particularly with regard to local area or regional procedures and practices, are either shown below, will be issued by or may be obtained from the local Federal office.

SPECIFIC INSTRUCTIONS

Item 4 - Locations on Federal or Indian land should be described in accordance with Federal requirements. Consult the local Federal office for specific instructions.

Item 13: Proposals to abandon a well and subsequent reports of abandonment should include such special information as is required by the local Federal office. In addition, such proposals and reports should include reasons for the abandonment; data on any former or present productive zones or other zones with present significant fluid contents not sealed off by cement or otherwise; depths (top and bottom) and method of placement of cement plugs; mud or other material placed below, between and above plugs; amount, size, method of parting of any casing, liner or tubing pulled and the depth to the top of any tubing left in the hole; method of closing top of well and date well site conditioned for final inspection looking for approval of the abandonment. If the proposal will involve **hydraulic fracturing operations**, you must comply with 43 CFR 3162.3-3, including providing information about the protection of usable water. Operators should provide the best available information about all formations containing water and their depths. This information could include data and interpretation of resistivity logs run on nearby wells. Information may also be obtained from state or tribal regulatory agencies and from local BLM offices.

NOTICES

The privacy Act of 1974 and the regulation in 43 CFR 2.48(d) provide that you be furnished the following information in connection with information required by this application.

AUTHORITY: 30 U.S.C. 181 et seq., 351 et seq., 25 U.S.C. 396; 43 CFR 3160.

PRINCIPAL PURPOSE: The information is used to: (1) Evaluate, when appropriate, approve applications, and report completion of subsequent well operations, on a Federal or Indian lease; and (2) document for administrative use, information for the management, disposal and use of National Resource lands and resources, such as: (a) evaluating the equipment and procedures to be used during a proposed subsequent well operation and reviewing the completed well operations for compliance with the approved plan; (b) requesting and granting approval to perform those actions covered by 43 CFR 3162.3-2, 3162.3-3, and 3162.3-4; (c) reporting the beginning or resumption of production, as required by 43 CFR 3162.4-1(c) and (d) analyzing future applications to drill or modify operations in light of data obtained and methods used.

ROUTINE USES: Information from the record and/or the record will be transferred to appropriate Federal, State, local or foreign agencies, when relevant to civil, criminal or regulatory investigations or prosecutions in connection with congressional inquiries or to consumer reporting agencies to facilitate collection of debts owed the Government.

EFFECT OF NOT PROVIDING THE INFORMATION: Filing of this notice and report and disclosure of the information is mandatory for those subsequent well operations specified in 43 CFR 3162.3-2, 3162.3-3, 3162.3-4.

The Paperwork Reduction Act of 1995 requires us to inform you that:

The BLM collects this information to evaluate proposed and/or completed subsequent well operations on Federal or Indian oil and gas leases.

Response to this request is mandatory.

The BLM would like you to know that you do not have to respond to this or any other Federal agency-sponsored information collection unless it displays a currently valid OMB control number.

BURDEN HOURS STATEMENT: Public reporting burden for this form is estimated to average 8 hours per response, including the time for reviewing instructions, gathering and maintaining data, and completing and reviewing the form. Direct comments regarding the burden estimate or any other aspect of this form to U.S. Department of the Interior, Bureau of Land Management (1004-0137), Bureau Information Collection Clearance Officer (WO-630), 1849 C St., N.W., Mail Stop 401 LS, Washington, D.C. 20240

Additional Information

Batch Well Data

CORRAL 22-34 FED COM 101H, US Well Number: 3001556553, Case Number: NMNM14778, Lease Number: NMNM14778,
Operator:XTO ENERGY INCORPORATED

CORRAL 22-34 FED COM 102H, US Well Number: 3001556548, Case Number: NMNM14778, Lease Number: NMNM14778,
Operator:XTO ENERGY INCORPORATED

CORRAL 22-34 FED COM 103H, US Well Number: 3001556554, Case Number: NMNM14778, Lease Number: NMNM14778,
Operator:XTO ENERGY INCORPORATED

CORRAL 22-34 FED COM 104H, US Well Number: 3001556555, Case Number: NMNM14778, Lease Number: NMNM14778,
Operator:XTO ENERGY INCORPORATED

CORRAL 22-34 FED COM 106H, US Well Number: 3001556556, Case Number: NMNM14778, Lease Number: NMNM14778,
Operator:XTO ENERGY INCORPORATED

CORRAL 22-34 FED COM 207H, US Well Number: 3001556557, Case Number: NMNM14778, Lease Number: NMNM14778,
Operator:XTO ENERGY INCORPORATED

CORRAL 22-34 FED COM 107H, US Well Number: 3001556558, Case Number: NMNM14778, Lease Number: NMNM14778,
Operator:XTO ENERGY INCORPORATED

CORRAL 22-34 FED COM 201H, US Well Number: 3001556559, Case Number: NMNM14778, Lease Number: NMNM14778,
Operator:XTO ENERGY INCORPORATED

CORRAL 22-34 FED COM 204H, US Well Number: 3001556560, Case Number: NMNM14778, Lease Number: NMNM14778,
Operator:XTO ENERGY INCORPORATED

CORRAL 22-34 FED COM 205H, US Well Number: 3001556561, Case Number: NMNM14778, Lease Number: NMNM14778,
Operator:XTO ENERGY INCORPORATED

CORRAL 22-34 FED COM 203H, US Well Number: 3001556562, Case Number: NMNM14778, Lease Number: NMNM14778,
Operator:XTO ENERGY INCORPORATED

CORRAL 22-34 FED COM 307H, US Well Number: 3001556563, Case Number: NMNM14778, Lease Number: NMNM14778,
Operator:XTO ENERGY INCORPORATED

CORRAL 22-34 FED COM 105H, US Well Number: 3001556565, Case Number: NMNM14778, Lease Number: NMNM14778,
Operator:XTO ENERGY INCORPORATED

CORRAL 22-34 FED COM 206H, US Well Number: 3001556564, Case Number: NMNM14778, Lease Number: NMNM14778,

Operator:XTO ENERGY INCORPORATED

CORRAL 22-34 FED COM 302H, US Well Number: 3001556566, Case Number: NMNM14778, Lease Number: NMNM14778,

Operator:XTO ENERGY INCORPORATED

CORRAL 22-34 FED COM 301H, US Well Number: 3001556567, Case Number: NMNM14778, Lease Number: NMNM14778,

Operator:XTO ENERGY INCORPORATED

CORRAL 22-34 FED COM 306H, US Well Number: 3001556568, Case Number: NMNM14778, Lease Number: NMNM14778,

Operator:XTO ENERGY INCORPORATED

CORRAL 22-34 FED COM 407H, US Well Number: 3001556569, Case Number: NMNM14778, Lease Number: NMNM14778,

Operator:XTO ENERGY INCORPORATED

CORRAL 22-34 FED COM 304H, US Well Number: 3001556570, Case Number: NMNM14778, Lease Number: NMNM14778,

Operator:XTO ENERGY INCORPORATED

CORRAL 22-34 FED COM 404H, US Well Number: 3001556573, Case Number: NMNM14778, Lease Number: NMNM14778,

Operator:XTO ENERGY INCORPORATED

CORRAL 22-34 FED COM 402H, US Well Number: 3001556571, Case Number: NMNM14778, Lease Number: NMNM14778,

Operator:XTO ENERGY INCORPORATED

CORRAL 22-34 FED COM 305H, US Well Number: 3001556690, Case Number: NMNM14778, Lease Number: NMNM14778,

Operator:XTO ENERGY INCORPORATED

CORRAL 22-34 FED COM 303H, US Well Number: 3001556572, Case Number: NMNM14778, Lease Number: NMNM14778,

Operator:XTO ENERGY INCORPORATED

CORRAL 22-27 FED COM 405H, US Well Number: 3001556574, Case Number: NMNM14778, Lease Number: NMNM14778,

Operator:XTO ENERGY INCORPORATED

CORRAL 22-34 FED COM 401H, US Well Number: 3001556575, Case Number: NMNM14778, Lease Number: NMNM14778,

Operator:XTO ENERGY INCORPORATED



Offline Production Cementing

Delaware Basin | 18 March 2025

Energy lives here™

Variance Request for Offline Production Cementing

Proposal: allow wells that meet set criteria to perform production casing cement jobs offline, consistent with ExxonMobil's extensive experience safely and effectively cementing production casing strings offline in Texas

Supporting Materials:

- Criteria for offline production cementing
- Proposed procedure
- Process and equipment
- Barrier comparison

Criteria for Offline Cementing

The following conditions must be met to proceed with offline production cementing on Wolfcamp target formations or shallower:

- a) *Casing hanger successfully landed in the wellhead*
- b) *Ability to circulate overbalanced mud weight*
- c) *Initiate offline cementing operations within 24hr of landing casing*
- d) *All well control barriers test successfully and BLM notified of intent to perform offline production cementing prior to N/D BOP*
- e) *No offset frac operations within 1 mile and within the same target horizon*
- f) *Well Control certified ExxonMobil Operations Supervisor to be present during offline cementing operation to monitor returns*
- g) *Drill ahead operations will not begin on next well until offline production cement operations have concluded*

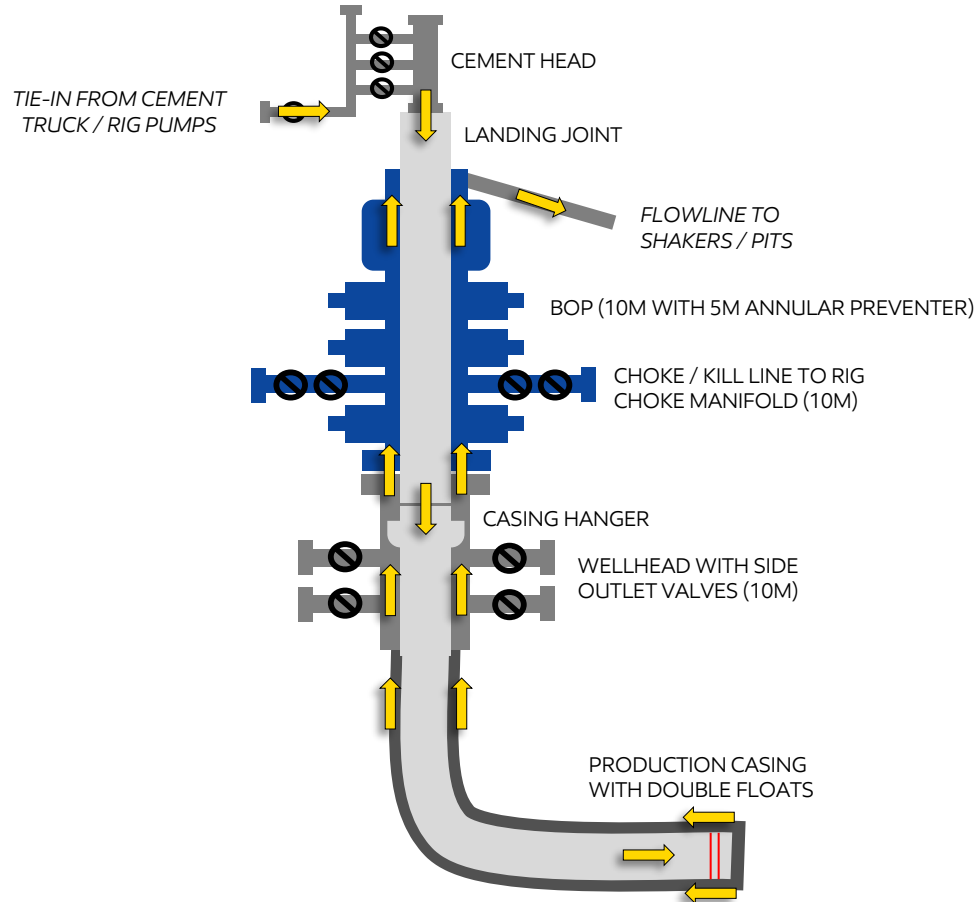
Offline Cementing Procedure

 Trigger to reevaluate plan

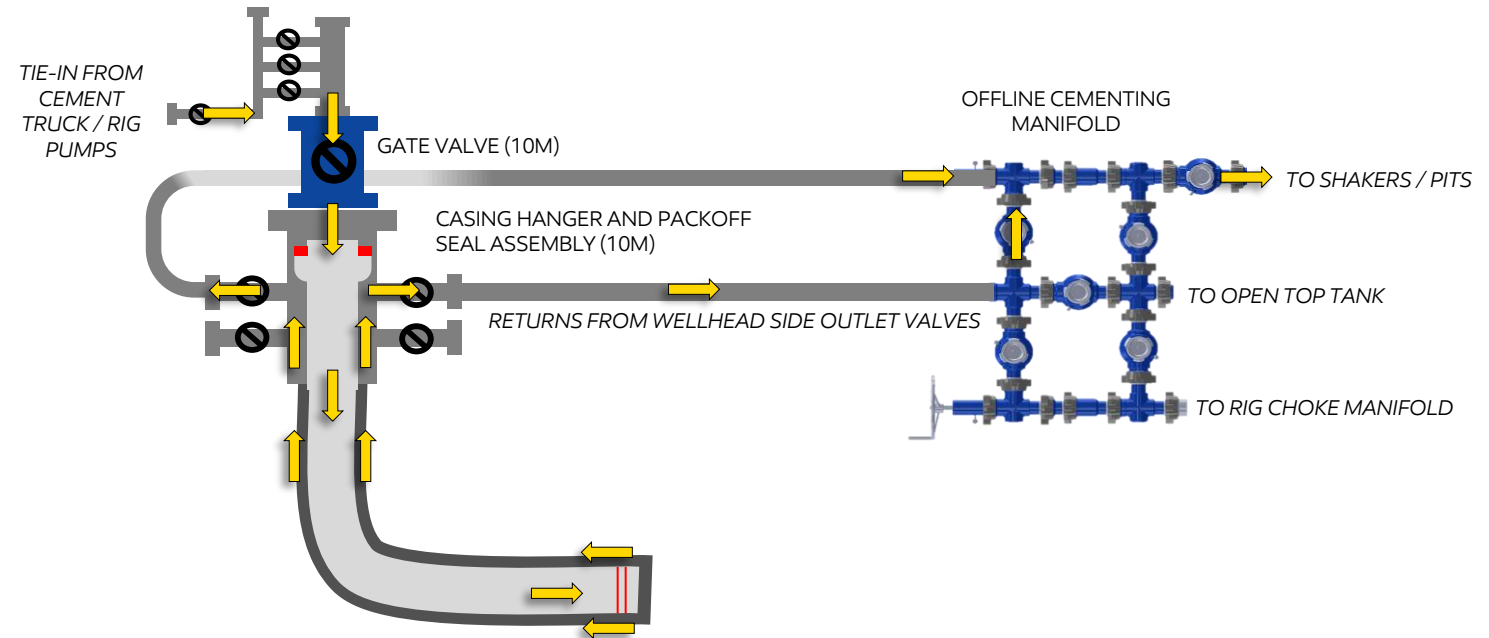
1. **Land production casing hanger** *If casing hanger cannot be landed, cementing will be performed online*
2. Flow check and **confirm the well is static on the casing and annulus.** *If flow is observed, cementing will be performed online*
3. **Lay down landing joint**
4. **Install and test pack-off assembly**
 - a) Pressure test the seal assembly per wellhead provider's procedure to confirm integrity to 250 / 10,000psi
5. **Install back-pressure valve** (BPV, rated to 10,000psi) in hanger per wellhead provider's procedure
6. **Confirm the well is static**
 - a) Flow indicates failure of hydrostatic barrier or mechanical barriers and underbalanced well conditions. *If flow is observed, cementing will be performed online*
 - b) Notify BLM of intent to proceed with nipple down and offline cementing
7. With the well secured and BLM notified; **nipple down BOP and skid rig** to next well on pad
 - a) *Note, verify offline cementing criteria is met before N/D BOP. If unable to meet criteria, cement job will be performed online*
8. **Install and test gate valve**
 - a) Test connection between wellhead adapter seals against hanger neck and ring gasket to 250 / 10,000 psi for 5 minutes
9. **Remove BPV from casing**
10. **Rig up cement head and cementing lines**
11. **Perform production cement job** as per procedure
 - a) Confirm flowpath and valve alignment; default routing to take returns from casing upper side outlet valves → offline cementing manifold → shakers / pits
 - b) *If elevated gas or flow trend observed, reroute returns through choke manifold for ability to hold backpressure to maintain well control and route mud returns to MGS*
12. **Confirm well is static** and double floats are holding after cement job
 - a) *If double floats do not hold, the well can be secured by closing gate valve or cement head or by holding and monitoring pressure at the cement truck while WOC*
13. **Rigdown surface equipment**
 - a) Bleed any remaining line pressure and remove cement head
 - b) Install BPV per wellhead providers recommended procedure
 - c) Close upper casing side outlet valves, break and R/D offline cement lines
 - d) Remove 10M gate valve and wellhead adapter
14. **Secure well**
 - a) Install temporary abandonment cap

Process and Equipment

ONLINE CEMENTING











OFFLINE CEMENTING



KEY DIFFERENCES

1. Rig BOP replaced by gate valve and WH adaptor assembly (10M rated)
2. Addition of offline cementing manifold and high pressure iron to direct fluid returns to rig active system and/or choke manifold
3. Packoff annulus barrier in place and tested prior to cementing operations (10M rated)
4. Cement truck performs cement job displacement (vs rig pumps)

Barrier Comparison

	ONLINE		OFFLINE (PROPOSED)	
	Casing	Annulus	Casing	Annulus
N/D BOP & Skid Rig			1. Hydrostatic 2. Double float valves 3. BPV 	1. Hydrostatic 2. Packoff 
Install Cement Head	1. Hydrostatic 2. Double float valves	1. Hydrostatic 2. BOP (annular, VBR)	1. Hydrostatic 2. Double float valves 3. Gate valve 	1. Hydrostatic 2. Packoff 3. Wellhead Adaptor 
Perform Cement Job	1. Double float valves 2. Cement Head	1. Hydrostatic 2. BOP (annular, VBR)	1. Double float valves 2. Cement Head 3. Gate valve 	1. Hydrostatic 2. Packoff 3. Wellhead Adaptor 
Remove Cement Head	1. Double float valves	1. Hydrostatic 2. BOP (annular, VBR)	1. Double float valves 2. Gate valve 	1. Hydrostatic 2. Packoff 3. Wellhead Adaptor 
N/D & Install TA Cap	1. Double float valves 2. BPV	1. Hydrostatic 2. Packoff	1. Double float valves 2. BPV	1. Hydrostatic 2. Packoff

Well Control Response Plan

The following well control response plan for offline cementing is the same as for online cementing.

1. **Pre-job design:** Cement job designed to define max pump rates to reduce ECD and avoid losses during cement job.
2. **Identify the influx / re-route return flow:** If an influx is observed, the cementing manifold would be re-routed to direct flow to the rig choke manifold (instead of the shakers). If gas was encountered or a kick was detected, continue pumping the job through the rig choke / gas buster while controlling annulus back pressure through the rig choke. Shut the well in once the job is finished (to ensure cement does not set up inside casing). Roles & responsibilities are as follows:
 - Onsite well site representative responsible for monitoring and helping to identify if an influx occurred with support from the rig crews.
 - Rig crew responsible for shutting in the well.
 - Onsite well site representative responsible for operating the rig choke manifold.
3. **Monitor pressure:** If well is shut-in, pressure monitored while cement is building compressive strength.
4. **Flow check:** Once sufficient time is allocated to build compressive strength, perform flow check.
5. **Shut-in:** If annulus pressure / flow is observed, shut-in the well at the casing valves.
6. **Kill the well:** Pump kill weight mud or cement (depending on well conditions) via bradenhead squeeze down the annulus using the rig pumps tied into the cementing manifold or the cement truck.
7. **Flow check:** Flow check the well to confirm static.

ExxonMobil

Sante Fe Main Office
Phone: (505) 476-3441

General Information
Phone: (505) 629-6116

Online Phone Directory
<https://www.emnrd.nm.gov/ocd/contact-us>

State of New Mexico
Energy, Minerals and Natural Resources
Oil Conservation Division
1220 S. St Francis Dr.
Santa Fe, NM 87505

CONDITIONS

Action 491327

CONDITIONS

Operator: XTO ENERGY, INC 6401 Holiday Hill Road Midland, TX 79707	OGRID: 5380
	Action Number: 491327
	Action Type: [C-103] NOI Change of Plans (C-103A)

CONDITIONS

Created By	Condition	Condition Date
jeffrey.harrison	Any previous COA's not addressed within the updated COA's still apply.	8/8/2025