



2025 Annual Groundwater Monitoring Report


Plains All American Pipeline, LP DCP Plant to Lea Station 6-Inch Section 31

Lea County, New Mexico
Unit Letter "K", Section 31, Township 20 South, Range 37 East
Latitude 32.52733° North, Longitude 103.29060° West
Plains SRS #: 2009-084
NMOCD Reference #: 1RP-2166
NMOCD Incident ID #: nAPP2109734163

Prepared By:

Etech Environmental & Safety Solutions, Inc.
6309 Indiana Ave, Ste. D
Lubbock, Texas 79413

April 17, 2026


Ben J. Arguijo



Joel Lowry

Table of Contents

1.0	INTRODUCTION & SITE DESCRIPTION	1
2.0	BACKGROUND INFORMATION	1
3.0	FIELD ACTIVITIES	3
3.1	Product Recovery	3
3.2	Groundwater Monitoring	3
4.0	LABORATORY ANALYTICAL RESULTS.....	4
5.0	SUMMARY	5
6.0	ANTICIPATED ACTIONS	5
7.0	LIMITATIONS.....	6
8.0	DISTRIBUTION.....	7

FIGURES

Figure 1 – Site Location Map

Figure 2 – Site Map

Figure 3A – Inferred Groundwater Gradient Map – 1Q2025

Figure 3B – Inferred Groundwater Gradient Map – 2Q2025

Figure 3C – Inferred Groundwater Gradient Map – 3Q2025

Figure 3D – Inferred Groundwater Gradient Map – 4Q2025

Figure 4A – Groundwater Concentration Map – 1Q2025

Figure 4B – Groundwater Concentration Map – 2Q2025

Figure 4C – Groundwater Concentration Map – 3Q2025

Figure 4D – Groundwater Concentration Map – 4Q2025

TABLES

Table 1 – Groundwater Elevation & PSH Thickness Summary

Table 2 – Groundwater BTEX Concentration Analytical Summary

Table 3 – SVE Emission Analytical Summary - BTEX & TPH

Table 4 – MW-1 SVE System Operation & Recovery Summary

APPENDICES

Appendix A – Release Notification and Corrective Action (Form C-141)

Appendix B – Laboratory Analytical Reports - Groundwater)

Appendix C – Laboratory Analytical Reports - Air

1.0 INTRODUCTION & SITE DESCRIPTION

Etech Environmental & Safety Solutions (Etech), on behalf of Plains All American Pipeline, LP (Plains), has prepared this *2025 Annual Groundwater Monitoring Report* for the DCP Plant to Lea Station 6-Inch Section 31 release site in accordance with the New Mexico Oil Conservation Division (NMOCD) letter of May 1998, requiring submittal of an Annual Monitoring Report by April 1 of each year.

The legal description of the DCP Plant to Lea Station 6-Inch Section 31 release site is Unit Letter "K" (NE/SW), Section 31, Township 20 South, Range 37 East, in Lea County, New Mexico. The property affected by the release is owned by the State of New Mexico and administered by the New Mexico State Land Office (NMSLO). The geographic coordinates of the release site are 32.52733° North latitude and 103.29060° West longitude. A "Site Location Map" is provided as Figure 1.

2.0 BACKGROUND INFORMATION

On April 2, 2009, Plains discovered a crude oil release from a 6-inch steel pipeline. During initial response activities, Plains installed a temporary clamp on the pipeline to mitigate the release. The crude oil release resulted in a surface stain measuring approximately six (6) feet in width by eight (8) feet in length. Plains initially classified the release as "non-reportable". On further investigation, Plains reclassified the release as "reportable", notified the NMOCD Hobbs District Office, and submitted a "Release Notification and Corrective Action" (Form C-141) on April 29, 2009. The cause of the release was attributed to external corrosion of the pipeline. The C-141 indicated that approximately 20 barrels (bbls) of crude oil was released from the pipeline, with no recovery.

On April 15, 2009, one (1) soil boring (SB-1) was advanced approximately 10 feet west of the release point to evaluate the vertical extent of impacted soil. During advancement of the soil boring, groundwater was encountered at approximately 77 feet below ground surface (bgs). Temporary casing was installed in the soil boring to obtain a preliminary groundwater sample. On April 16, 2009, a groundwater sample (SB-1) was collected from the temporary casing and submitted to a certified, commercial laboratory for analysis of total dissolved solids (TDS); chloride; and benzene, toluene, ethylbenzene, and total xylenes (BTEX). Following the collection of the groundwater sample, the temporary casing was removed from the soil boring, and the soil boring was plugged with cement and bentonite, as required by the New Mexico Office of the State Engineer (NMOSE). Laboratory analytical results indicated a benzene concentration of 1.915 mg/L, a BTEX concentration of 4.7711 mg/L, a chloride concentration of 54.6 mg/L, and a TDS concentration of 788 mg/L. Based on the analytical results of the submitted groundwater sample, Plains notified NMOCD representatives in the Hobbs District Office and the Santa Fe Office of the laboratory-confirmed impact to groundwater at the release site.

On June 2, 2009, following advancement of the soil boring, excavation of hydrocarbon-impacted soil commenced. Excavated soil was stockpiled on-site on a plastic liner to mitigate the potential leaching of the contaminants into the vadose zone. Approximately 1,400 cubic yards (cy) of soil was stockpiled on-site, pending final disposition. The final dimensions of the excavation were approximately 77 feet in width, 80 feet in length, and 15 feet in depth.

On September 21 through September 23, 2009, Plains installed and developed four (4) monitor wells (MW-1 through MW-4) at the release site, as approved by the NMOCD. Soil samples were collected at five (5) foot drilling intervals and field screened using a Photo-Ionization Detector (PID). Selected soil samples were submitted to the laboratory for determination of concentrations of BTEX and total petroleum hydrocarbons (TPH) using EPA Methods SW-846 8021b and SW-846 8015M, respectively.

Monitor well MW-1 was installed on the floor of the excavation, at approximately 15 feet bgs, to a total depth of approximately 86 feet bgs. Soil samples collected at 25, 35, 45, 55, 65, and 75 feet bgs were submitted to the laboratory for analysis. Laboratory analytical results indicated that benzene concentrations were less

than the appropriate laboratory method detection limit (MDL) for all of the submitted soil samples. BTEX concentrations ranged from 0.0359 mg/kg for the soil sample collected at 25 feet bgs to 13.444 mg/kg for the soil sample collected at 55 feet bgs. TPH concentrations ranged from 286 mg/kg for the soil sample collected at 25 feet bgs to 1,538 mg/kg for the soil sample collected at 55 feet bgs.

Monitor well MW-2 is located approximately 75 feet northwest (up-gradient) of the release point. The monitor well was installed to a total depth of approximately 90 feet bgs. Soil samples collected at 15, 30, 45, 60, and 75 feet bgs were submitted to the laboratory for analysis. Laboratory analytical results indicated that BTEX and TPH concentrations were less than the appropriate laboratory MDL in each of the submitted soil samples.

Monitor well MW-3 is located approximately 75 feet to the southwest (cross-gradient) of the release point. The monitor well was installed to a total depth of approximately 90 feet bgs. Soil samples collected at 15, 30, 45 and 60 feet were submitted to the laboratory for analysis. Laboratory analytical results indicated that benzene concentrations ranged from less than the appropriate laboratory MDL for the soil samples collected at 15, 30, and 45 feet bgs to 0.0025 mg/kg for the soil sample collected at 60 feet bgs. Analytical results indicated that BTEX concentrations ranged from less than the appropriate laboratory MDL for the soil samples collected at 15, 30, and 45 feet bgs to 0.0052 mg/kg for the soil sample collected at 60 feet bgs. TPH concentrations were less than the appropriate laboratory MDL in each of the submitted soil samples.

Monitor well MW-4 is located approximately 75 feet to the southeast (down-gradient) of the release point. The monitor well was installed to a total depth of approximately 89 feet bgs. Soil samples collected at 15, 30, 45, and 60 feet bgs were submitted to the laboratory for analysis. Laboratory analytical results indicated that BTEX and TPH concentrations were less than the appropriate laboratory MDL in each of the submitted soil samples.

On January 25, 2011, one (1) additional monitor well (MW-5) was installed to further monitor the down-gradient migration of the phase-separated hydrocarbon (PSH) plume. Monitor well MW-5 is located approximately 60 feet to the southeast (down-gradient) of the release point. The monitor well was installed to a total depth of approximately 95 feet bgs. Soil samples collected at 15, 25, 45, 65, and 75 feet bgs were submitted to the laboratory for analysis. Laboratory analytical results indicated that BTEX and TPH concentrations were less than the appropriate laboratory MDL in each of the submitted soil samples. PSH was not observed in monitor well MW-5.

On September 11, 2013, one (1) additional monitor well (MW-6) was installed to further monitor the down-gradient migration of the PSH plume. Monitor well MW-6 is located approximately 95 feet to the east (cross-gradient) of the release point. The monitor well was installed to a total depth of approximately 100 feet bgs. Soil samples collected at five (5), 40, and 75 feet bgs were submitted to the laboratory for analysis. Laboratory analytical results indicated that BTEX and TPH concentrations were less than the appropriate laboratory MDL for all of the submitted soil samples. PSH was not observed in monitor well MW-6.

On March 6, 2020, a soil vapor extraction (SVE) unit was installed on monitor well MW-1. Previously a mobile dual phase extraction (MDPE) unit was utilized for the extraction of soil vapor. Monthly effluent air samples were collected from the SVE unit to ensure compliance with New Mexico Environment Department (NMED) Air Quality Bureau (AQB) Action Levels. Results of effluent sample analyses are summarized in Table 3.

In February 2023, Etech, at the request of Plains, assumed project management and oversight responsibilities for groundwater remediation activities at the DCP Plant to Lea Station 6-Inch Section 31.

Currently, a total of six (6) monitor wells (MW-1 through MW-6) are located at the DCP Plant to Lea Station 6-Inch Section 31 release site. Monitor wells MW-2, MW-4, and MW-5 are gauged and sampled on a quarterly schedule. A semiannual monitoring schedule has been approved by the NMOCD for monitor wells MW-3 and MW-6. Monitor well MW-1 is gauged monthly but not sampled due to the presence of PSH.

A "Site Map" is provided as Figure 2.

3.0 FIELD ACTIVITIES

3.1 Product Recovery

A measurable thickness of PSH was detected in monitor well MW-1 during the initial site investigation. Manual recovery of PSH from MW-1 commenced in October 2009 and continued through the first quarter of the 2024. Approximately 5,785 gallons (138 bbls) of PSH were recovered by manual recovery between 2009 and March 2024.

Monthly Aggressive Fluid Recovery (AFR) events were conducted on monitor well MW-1 throughout the 2025 monitoring period in an effort to control the down- and cross-gradient migration of the dissolved-phase plume. During the AFR events, a hose was lowered into the well's fluid column and connected to a vacuum truck to recover both groundwater impacted with dissolved-phase hydrocarbons and/or PSH.

An approximate total of 3,486 gallons (83 bbls) of hydrocarbon-impacted groundwater were recovered from monitor well MW-1 during the reporting period via AFR. A total of approximately 5,558 gallons (132 bbls) of impacted groundwater have been recovered during AFR events since 2023. Due to the nature of the recovery method used, it is not possible to accurately determine the exact quantity of PSH recovered.

All recovered fluids were ultimately disposed of at an NMOCD-approved disposal facility.

The average PSH thickness measured in MW-1 during the reporting period was 0.09 feet.

Groundwater gauging and recovery data for monitor well MW-1 is summarized in Table 4.

In September 2012, an MDPE unit was installed on monitor well MW-1 by Talon LPE. The MDPE unit was shared with the nearby release site known as DCP Plant to Lea Station 6-Inch #2 (NMOCD Incident #nAPP2109730917), and the location of the unit was alternated periodically until an SVE was installed at the aforementioned site on July 19, 2017.

On March 6, 2020, an SVE unit was installed on monitor well MW-1. Since March 2020, monthly emission samples have been collected to ensure compliance with NMED-AQB emission threshold requirements. Effluent air samples are collected from the exhaust port of the SVE system during each monthly AFR event. Emission mass calculations indicated that BTEX emission rates averaged 0.0104 tons/year, which is well below the AQB emission threshold of 10 tons/year.

Laboratory analytical results for effluent air samples are summarized in Table 3, and laboratory analytical reports are provided in Appendix C.

3.2 Groundwater Monitoring

Groundwater monitoring events were conducted on March 30 (1Q2025); June 12 (2Q2025); September 11 (3Q2025); and December 18, 2025 (4Q2025). The groundwater monitoring events consisted of measuring static water levels in the on-site monitor wells (MW-1 through MW-6), checking for the presence of PSH, and purging and sampling of each well exhibiting sufficient recharge. Purged water was placed into the on-site aboveground storage tank and disposed of at an NMOCD-approved disposal facility.

Groundwater samples were collected utilizing low-flow sampling equipment, including a bladder pump and multi-parameter meter. Prior to sample collection, readings on the multi-parameter meter were recorded for a minimum of four (4) cycles of five (5) minutes each. Each groundwater sample collected was placed in laboratory-supplied containers appropriate to the analysis requested and placed on ice in a cooler. Locations of the groundwater monitor wells and the inferred groundwater elevations, which were constructed from measurements collected during the 2025 quarterly sampling events, are depicted in

Figures 3A through 3D. The maps indicate an average groundwater gradient of approximately 0.002 feet/foot to the southeast, as measured between monitor wells MW-2 and MW-4. Groundwater elevation and PSH thickness data is summarized in Table 1.

Based on sampling criteria provided by the NMOCD, none of the on-site monitor wells were subject to monitoring for polycyclic aromatic hydrocarbons (PAH) during the reporting period.

4.0 LABORATORY ANALYTICAL RESULTS

Groundwater samples collected from the on-site monitor wells during the quarterly monitoring events were delivered to Permian Basin Environmental Lab and/or Pace Analytical in Midland, Texas, for determination of BTEX constituent concentrations by Environmental Protection Agency (EPA) Method SW846-8021b. A summary of laboratory analytical results is presented in Table 2. Groundwater concentration maps are provided as Figures 4A through 4D. Laboratory analytical reports are provided in Appendix B.

Laboratory analytical results were compared to NMOCD regulatory limits based on the New Mexico groundwater standards found in Section 20.6.2.3103 of the New Mexico Administrative Code (NMAC).

Monitor Well MW-1

Monitor well MW-1 was not sampled during the reporting period due to the presence of PSH.

Monitor well MW-2

Laboratory analytical results indicated that benzene concentrations ranged from less than the laboratory method detection limit (MDL) in 1Q2025, 3Q2025, and 4Q2025 to 0.000202 mg/L in 2Q2025. Ethylbenzene, toluene, and total xylene concentrations were less than the applicable reporting limit (RL) in all submitted groundwater samples.

BTEX constituent concentrations were less than NMOCD regulatory standards in all submitted samples.

Monitor Well MW-3

Laboratory analytical results indicated that benzene and ethylbenzene concentrations were less than the applicable RL in all submitted groundwater samples. Toluene concentrations ranged from less than the RL in 1Q2025, 2Q2025, and 3Q2025 to 0.000428 mg/L in 4Q2025. Total xylene concentrations were less than the RL in all submitted groundwater samples.

BTEX constituent concentrations were less than NMOCD regulatory standards in all submitted samples.

Monitor Well MW-4

Laboratory analytical results indicated that benzene concentrations ranged from less than the RL in 1Q2025, 3Q2025, and 4Q2025 to 0.000213 mg/L in 2Q2025. Toluene concentrations ranged from less than the RL in 1Q2025, 2Q2025, and 4Q2025 to 0.000719 mg/L in 3Q2025. Ethylbenzene and total xylene concentrations were less than the RL in all submitted groundwater samples.

BTEX constituent concentrations were less than NMOCD regulatory standards in all submitted samples.

Monitor Well MW-5

Laboratory analytical results indicated that benzene concentrations ranged from less than the RL in 1Q2025, 3Q2025, and 4Q2025 to 0.000208 mg/L in 2Q2025. Ethylbenzene, toluene, and total xylene concentrations were less than the applicable RL in all submitted groundwater samples.

BTEX constituent concentrations were less than NMOCD regulatory standards in all submitted samples.

Monitor well MW-6

Laboratory analytical results indicated that BTEX constituent concentrations were less than the appropriate RL and less than NMOCD regulatory standards in all submitted groundwater samples.

5.0 SUMMARY

This report presents the results of groundwater monitoring activities for the 2025 annual monitoring period. Currently, there are six (6) groundwater monitor wells (MW-1 through MW-6) on-site.

An approximate total of 3,486 gallons (83 bbls) of hydrocarbon-impacted groundwater were recovered from monitor well MW-1 during the reporting period via AFR. A total of approximately 5,558 gallons (132 bbls) of impacted groundwater have been recovered during AFR events since 2023.

The average PSH thickness measured in MW-1 during the reporting period was 0.09 feet.

Effluent air samples collected from the exhaust port of the SVE system during the monitoring period indicated that BTEX emission rates averaged 0.0104 tons/year, which is well below the AQB emission threshold of 10 tons/year.

Groundwater monitoring events were conducted on March 30 (1Q2025); June 12 (2Q2025); September 11 (3Q2025); and December 18, 2025 (4Q2025). A review of laboratory analytical results from groundwater samples collected during the reporting period indicated that BTEX constituent concentrations were less than NMOCD regulatory standards in all submitted groundwater samples.

None of the on-site monitor wells were subject to monitoring for PAH during the reporting period.

Groundwater gauging data collected during the monitoring period indicated an average gradient of approximately 0.002 feet/foot to the south-southeast, as measured between monitor wells MW-2 and MW-4.

6.0 ANTICIPATED ACTIONS

Monitor wells MW-3 and MW-6 will continue to be sampled on a semiannual basis

Since monitor wells MW-2, MW-4, and MW-5 have exhibited eight (8) or more consecutive quarters with no concentrations of BTEX constituents above NMOCD regulatory standards, the sampling frequency for these wells can safely be reduced from quarterly to semiannual (i.e., twice per year).

AFR will continue on a monthly basis from monitor well MW-1 in an effort to control the down-gradient migration of the dissolved-phase plume. All recovered fluid will be disposed of at an NMOCD-permitted disposal facility.

Recovery by SVE and monthly emission sampling will continue from monitor well MW-1.

Results of the 2025 sampling and recovery events will be reported in the *2026 Annual Groundwater Monitoring Report*, which will be submitted to the NMOCD by April 1, 2027.

7.0 LIMITATIONS

Etech Environmental & Safety Solutions, Inc., has prepared this *2025 Annual Groundwater Monitoring Report* to the best of its ability. No other warranty, expressed or implied, is made or intended. Etech has examined and relied upon documents referenced in the report and on oral statements made by certain individuals. Etech has not conducted an independent examination of the facts contained in referenced materials and statements. Etech has presumed the genuineness of these documents and statements and that the information provided therein is true and accurate. Etech has prepared the report in a professional manner, using the degree of skill and care exercised by similar environmental consultants. Etech notes that the facts and conditions referenced in this report may change over time, and the conclusions and recommendations set forth herein are applicable only to the facts and conditions as described at the time of this report.

This report has been prepared for the benefit of Plains All American Pipeline, LP. The information contained in this report, including all exhibits and attachments, may not be used by any other party without the express consent of Etech and/or Plains All American Pipeline, LP.

8.0 DISTRIBUTION

Plains All American Pipeline, LP

1106 Griffith Drive
Midland, Texas 79706

Nelson Velez

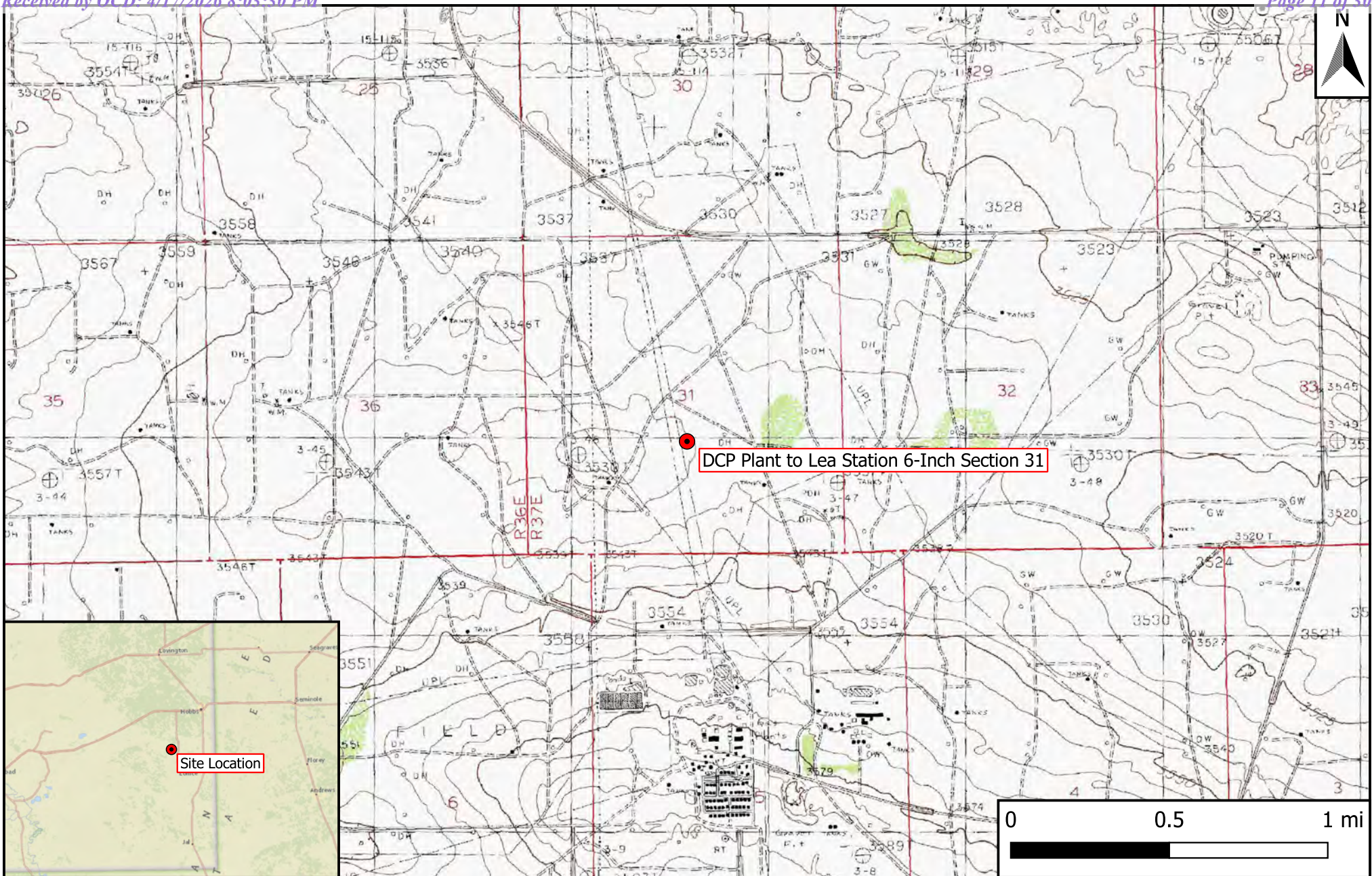
Environmental Specialist - Advanced
New Mexico Oil Conservation Division
1000 Rio Brazos Road
Aztec, NM 87410

Karolanne Hudgens

Plains All American Pipeline, LP
1106 Griffith Drive
Midland, Texas 79706

(Electronic Submission)

Figures



DCP Plant to Lea Station 6-Inch Section 31

Site Location

0 0.5 1 mi

Legend

- Site Location

Figure 1

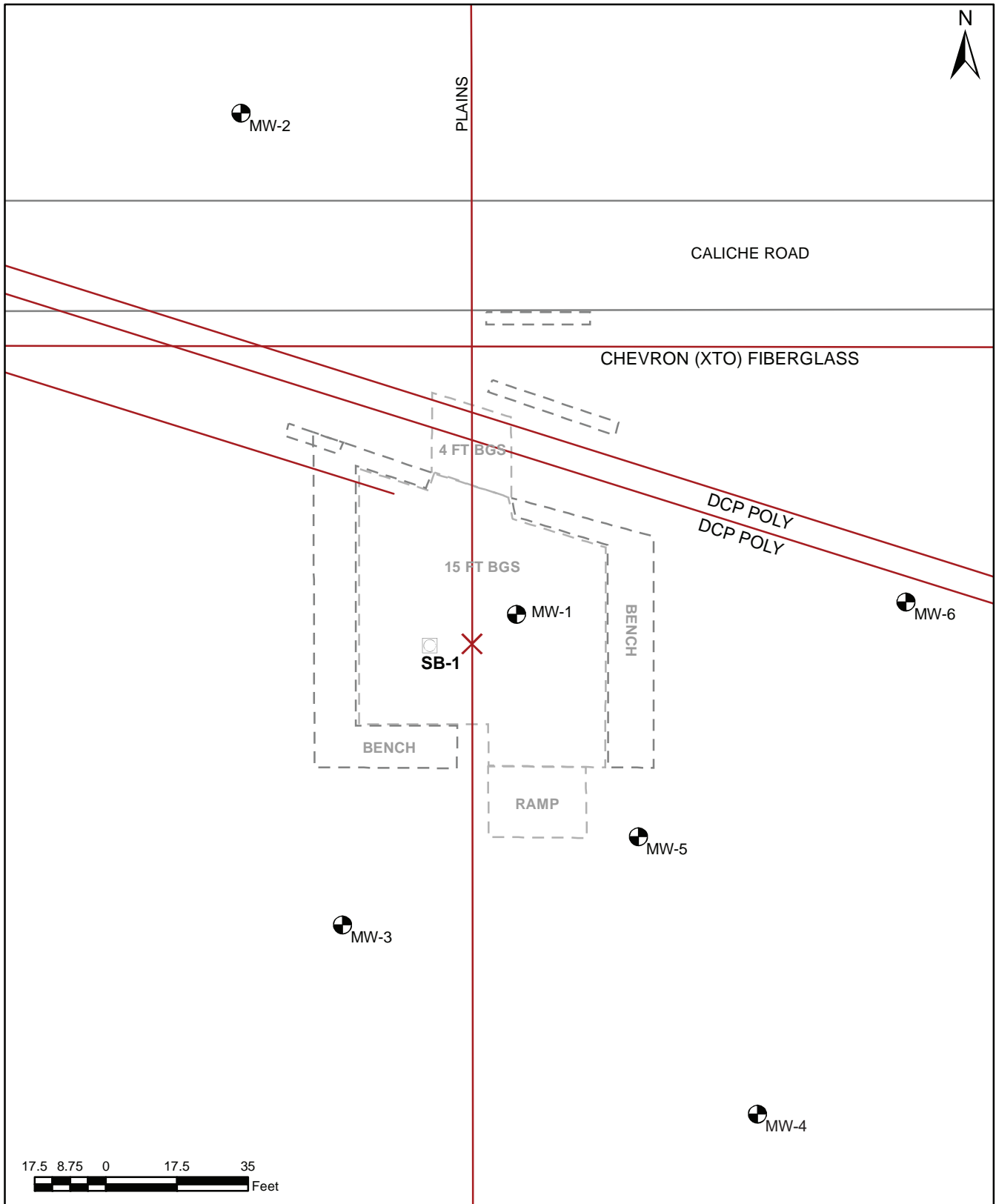
Site Location Map
 Plains All American Pipeline, LP
 DCP Plant to Lea Station 6-Inch Section 31
 GPS: 32.52733,-103.29060
 Lea County, New Mexico



Drafted: bja

Checked: jwl

Date: 3/13/25



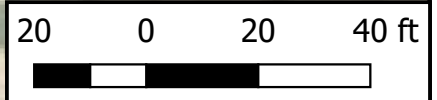
Legend	
	Pipeline
	Excavation Extent
	Caliche Road
	Monitor Well
	Soil Boring
	Release Point

Figure 2
Site Map
Plains All American Pipeline, LP
DCP Plant to Lea Station 6 Inch Sec 31
GPS: 32.52733,-103.29060
Lea County, New Mexico

Drafted: bja Checked: jwl Date: 4/10/26



Notes:
 All measurements are in feet above mean sea level.
 Groundwater gradient magnitude was 0.002 ft/ft, as measured between monitor wells MW-2 and MW-4.
 Due to the presence of PSH, monitor well MW-1 was not utilized in map construction.



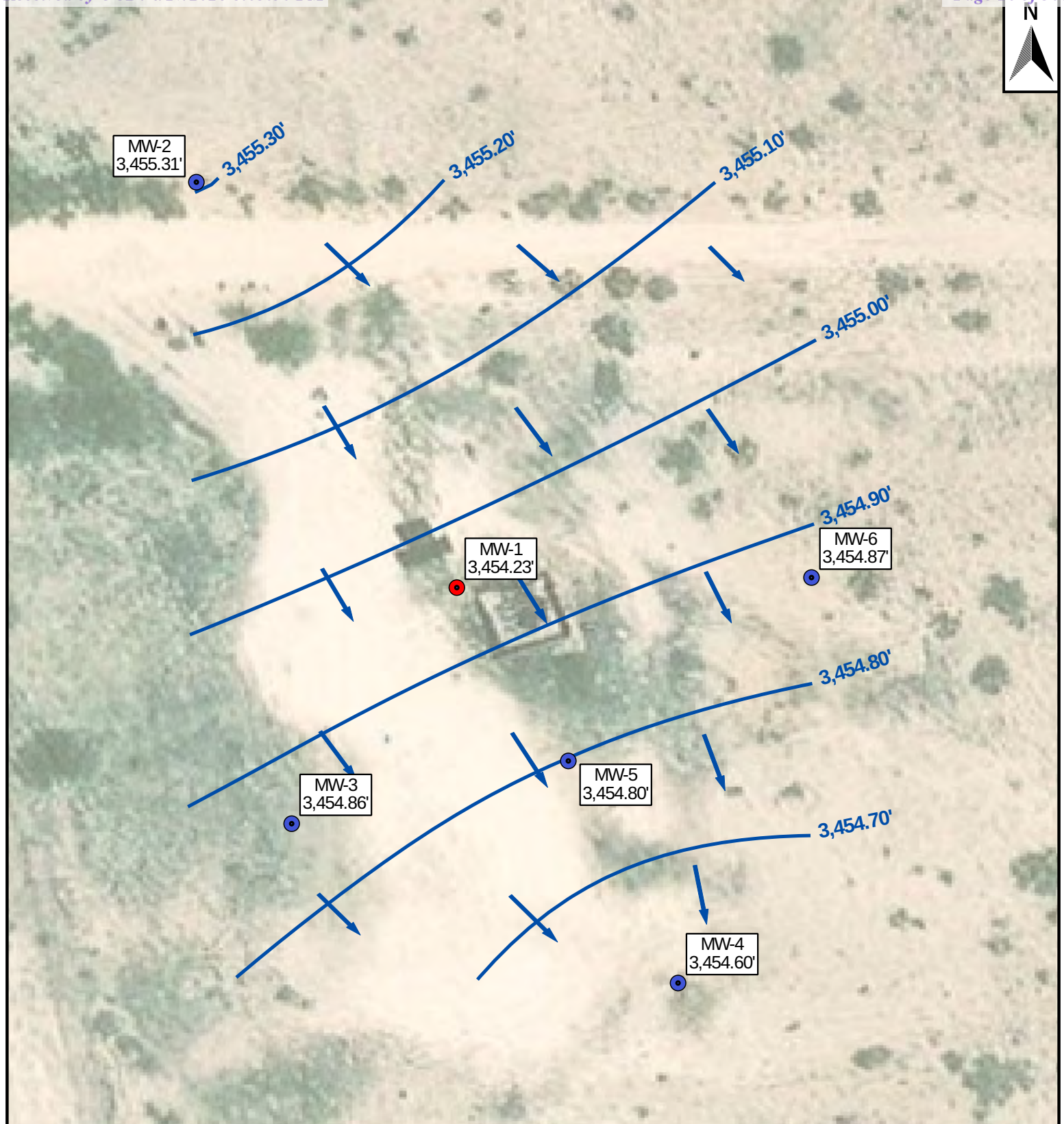
Legend	
●	Monitor Well
●	Recovery Well
—	Groundwater Elevation Contour (ft)
➔	Groundwater Gradient/Magnitude

Figure 3A
 Inferred Groundwater Gradient Map – 1Q2025
 Plains All American Pipeline, LP
 DCP Plant to Lea Station 6-Inch Section 31
 GPS: 32.52733,-103.29060
 Lea County, New Mexico

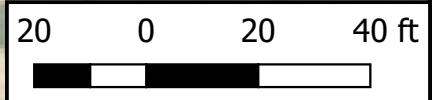


 Environmental & Safety Solutions, Inc.

Drafted: bja Checked: jwl Date: 4/10/26



Notes:
 All measurements are in feet above mean sea level.
 Groundwater gradient magnitude was 0.003 ft/ft, as measured between monitor wells MW-2 and MW-4.
 Due to the presence of PSH, monitor well MW-1 was not utilized in map construction.

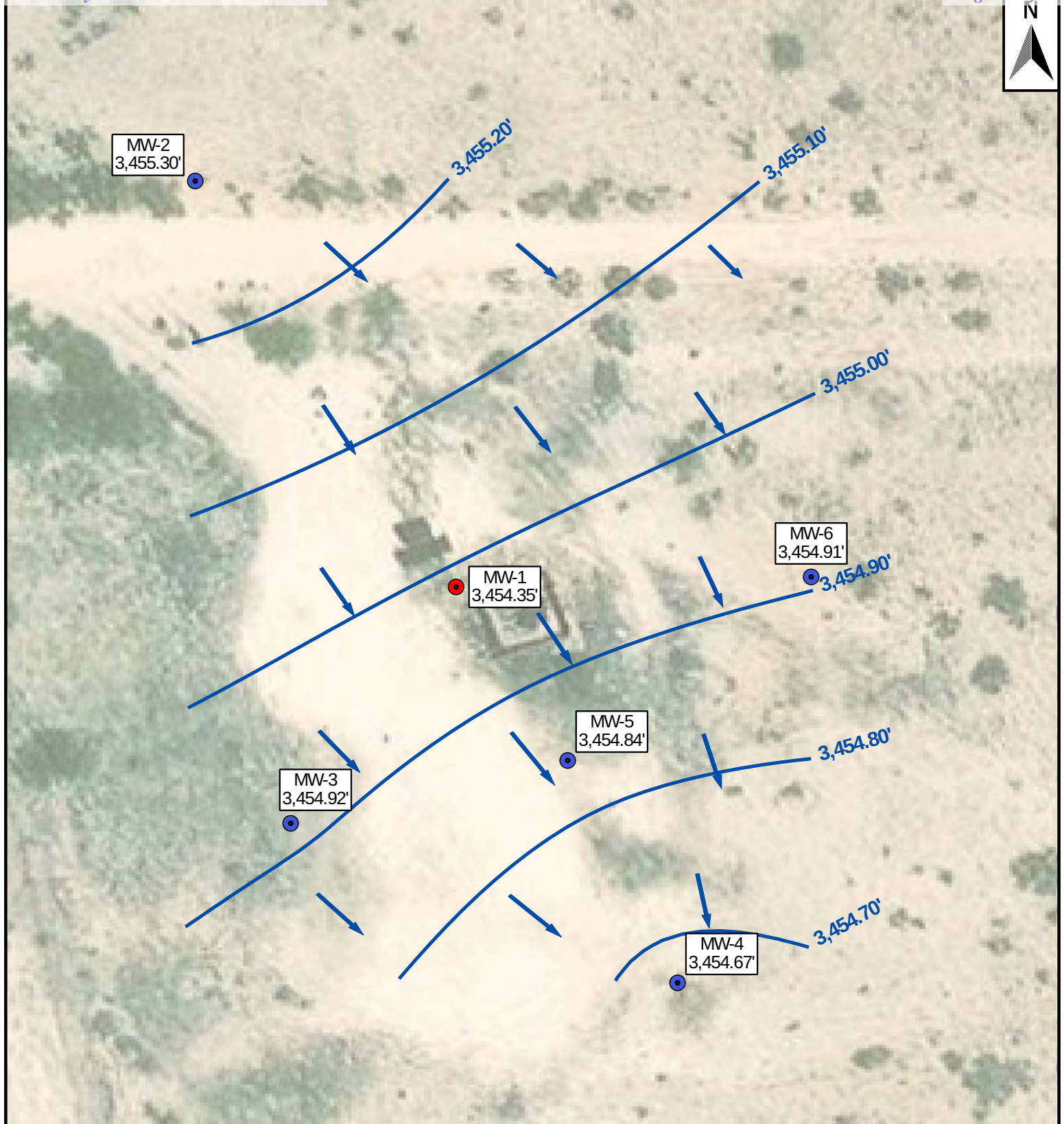


Legend	
●	Monitor Well
●	Recovery Well
—	Groundwater Elevation Contour (ft)
➔	Groundwater Gradient/Magnitude


Figure 3B
 Inferred Groundwater Gradient Map – 2Q2025
 Plains All American Pipeline, LP
 DCP Plant to Lea Station 6-Inch Section 31
 GPS: 32.52733,-103.29060
 Lea County, New Mexico



Drafted: bja Checked: jwl Date: 4/10/26



Notes:
 All measurements are in feet above mean sea level.
 Groundwater gradient magnitude was 0.002 ft/ft, as measured between monitor wells MW-2 and MW-4.
 Due to the presence of PSH, monitor well MW-1 was not utilized in map construction.

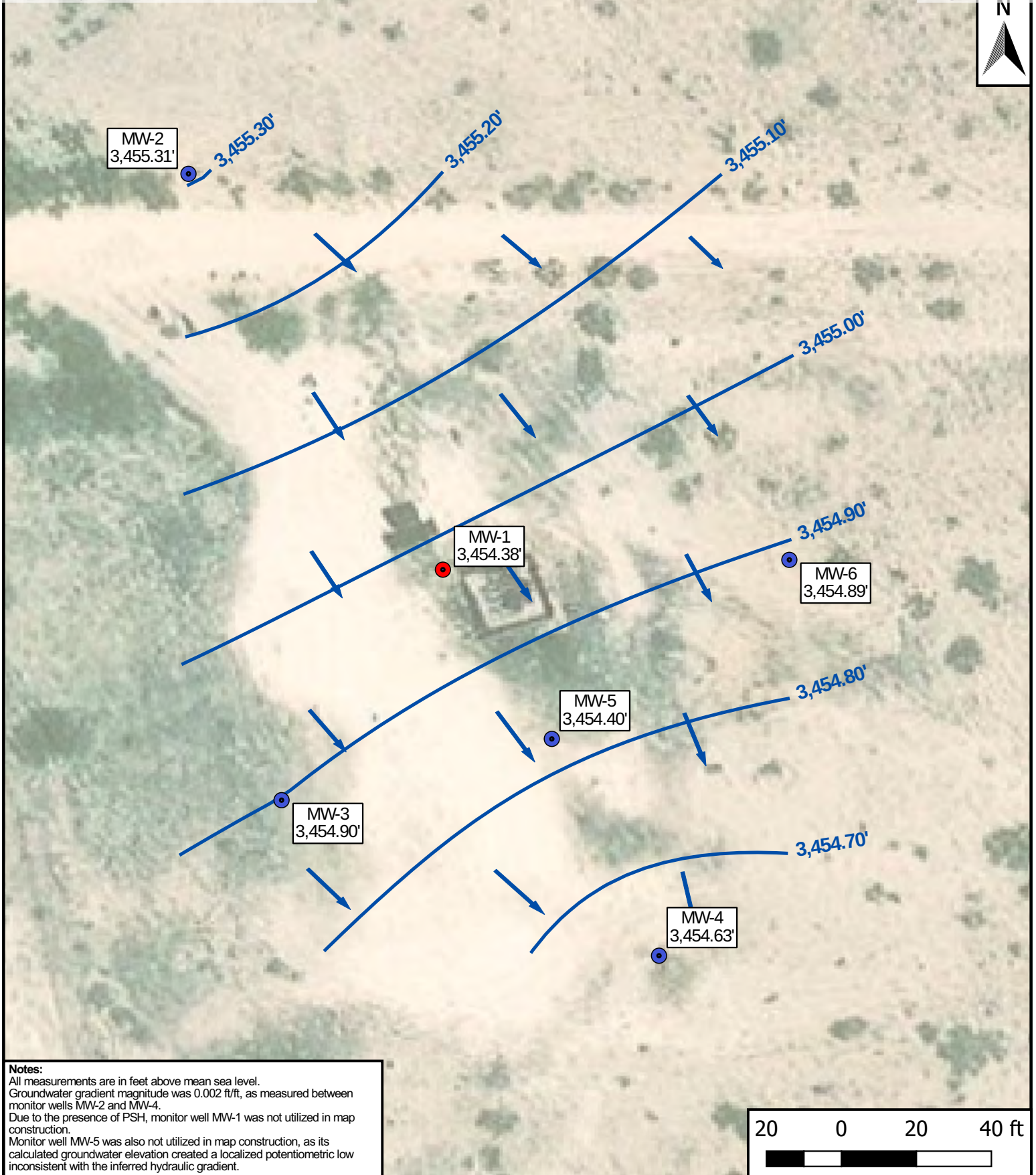


- Legend**
- Monitor Well
 - Recovery Well
 - Groundwater Elevation Contour (ft)
 - ➔ Groundwater Gradient/Magnitude

Figure 3C
 Inferred Groundwater Gradient Map – 3Q2025
 Plains All American Pipeline, LP
 DCP Plant to Lea Station 6-Inch Section 31
 GPS: 32.52733,-103.29060
 Lea County, New Mexico



Drafted: bja Checked: jwl Date: 4/10/26



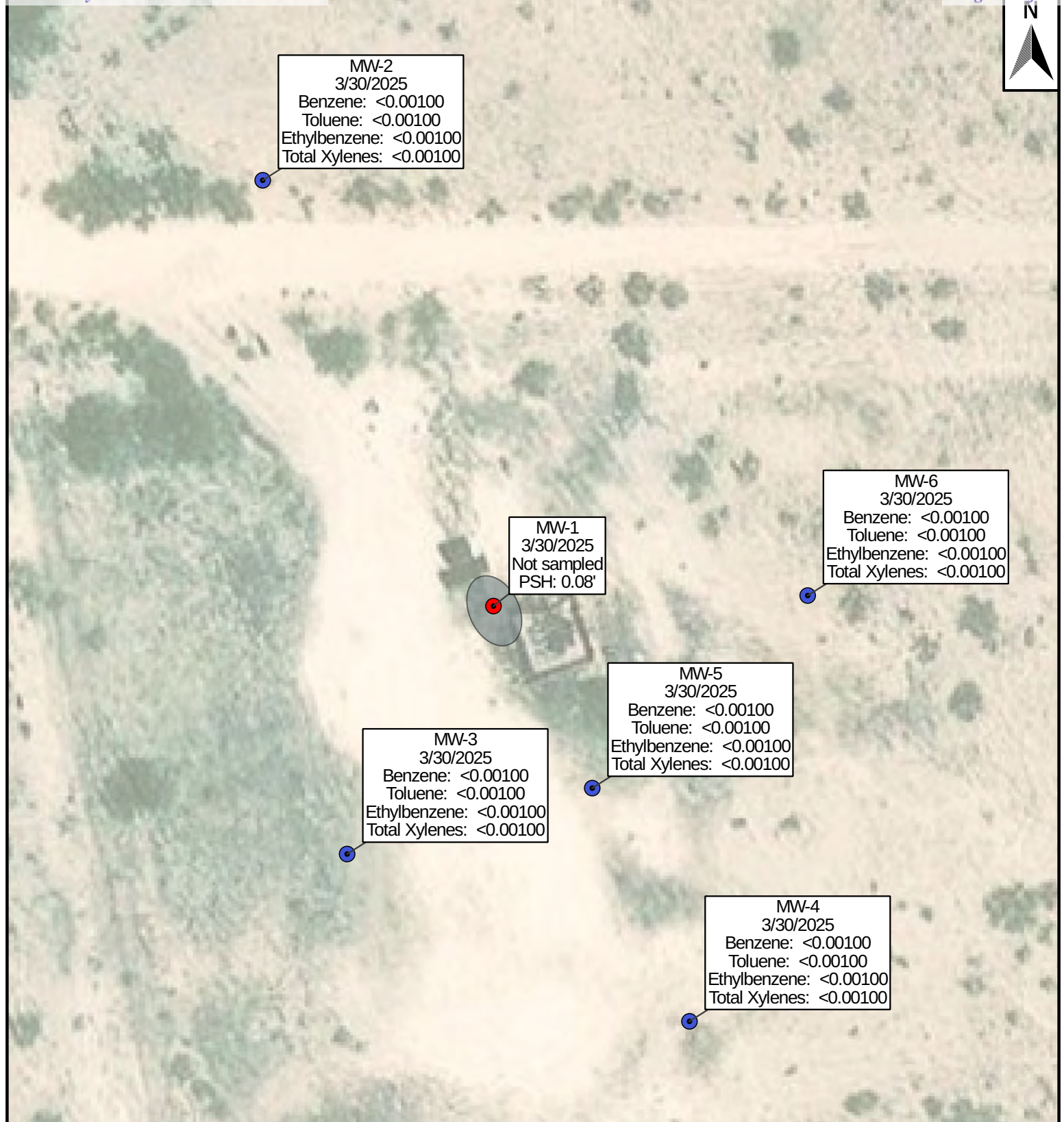
Notes:
 All measurements are in feet above mean sea level.
 Groundwater gradient magnitude was 0.002 ft/ft, as measured between monitor wells MW-2 and MW-4.
 Due to the presence of PSH, monitor well MW-1 was not utilized in map construction.
 Monitor well MW-5 was also not utilized in map construction, as its calculated groundwater elevation created a localized potentiometric low inconsistent with the inferred hydraulic gradient.

Legend	
	Monitor Well
	Recovery Well
	Groundwater Elevation Contour (ft)
	Groundwater Gradient/Magnitude

Figure 3D
 Inferred Groundwater Gradient Map – 4Q2025
 Plains All American Pipeline, LP
 DCP Plant to Lea Station 6-Inch Section 31
 GPS: 32.52733,-103.29060
 Lea County, New Mexico



Drafted: bja Checked: jwl Date: 4/10/26



Imagery Source: Esri, Maxar, Earthstar Geographics, and the GIS User Community.

Notes:
 All concentrations are reported in mg/L.
 Concentrations in **BOLD** exceed NMOC regulatory limits.
 Monitor well MW-1 was not sampled due to the presence of PSH.

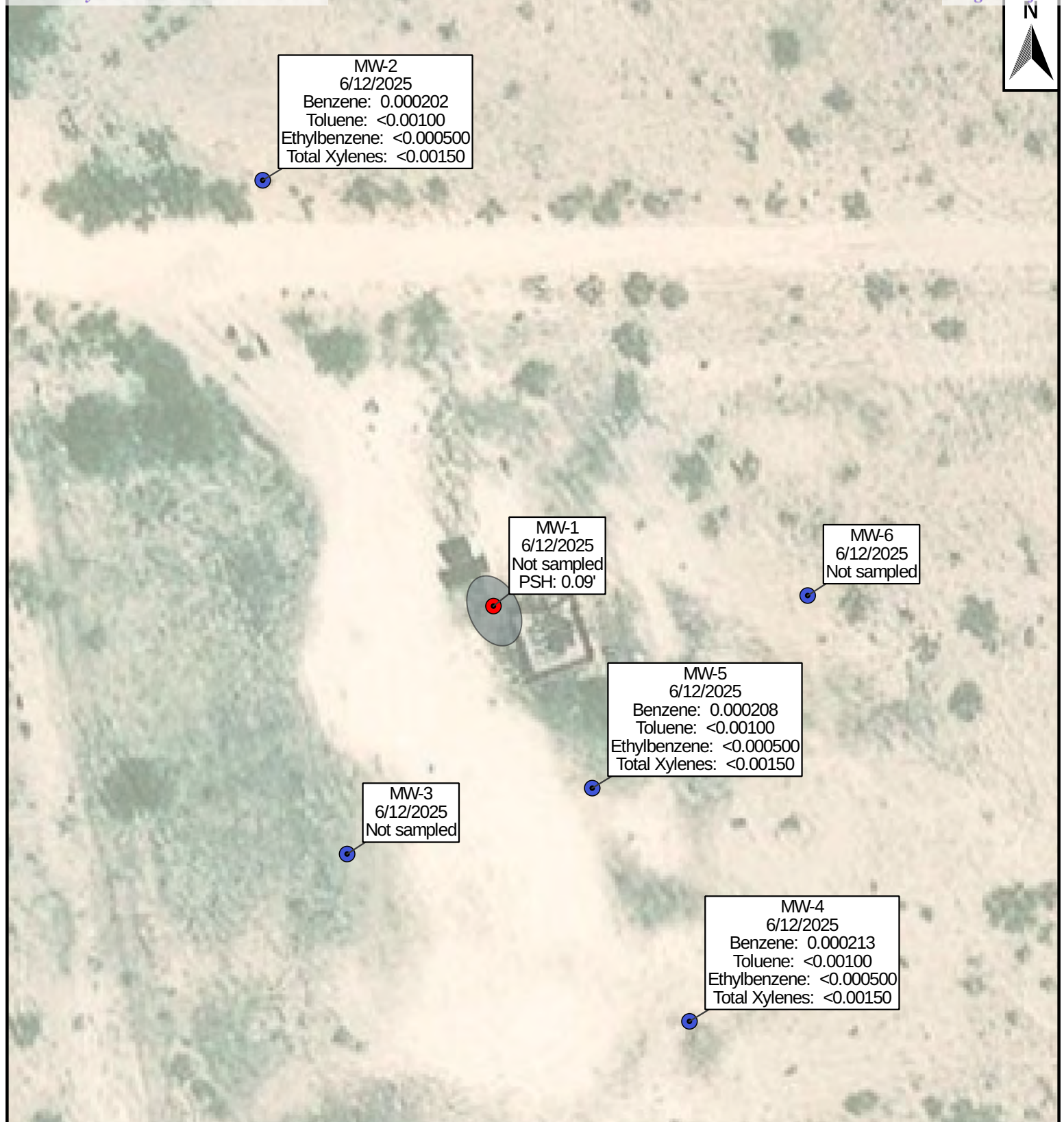


Legend

- Monitor Well
- Recovery Well
- Inferred Free-Phase Plume

Figure 4A
 Groundwater Concentration Map – 1Q2025
 Plains All American Pipeline, LP
 DCP Plant to Lea Station 6-Inch Section 31
 GPS: 32.52733,-103.29060
 Lea County, New Mexico

Drafted: bja Checked: jwM Date: 4/16/26



Imagery Source: Esri, Maxar, Earthstar Geographics, and the GIS User Community.

Notes:
 All concentrations are reported in mg/L.
 Concentrations in **BOLD** exceed NMOCD regulatory limits.
 Monitor well MW-1 was not sampled due to the presence of PSH.



Legend

- Monitor Well
- Recovery Well
- Inferred Free-Phase Plume

Figure 4B
 Groundwater Concentration Map – 2Q2025
 Plains All American Pipeline, LP
 DCP Plant to Lea Station 6-Inch Section 31
 GPS: 32.52733,-103.29060
 Lea County, New Mexico

Drafted: bja Checked: jwM Date: 4/16/26



MW-2
 9/11/2025
 Benzene: <0.000500
 Toluene: <0.00100
 Ethylbenzene: <0.000500
 Total Xylenes: <0.00150

MW-1
 9/11/2025
 Not sampled
 PSH: 0.09'

MW-6
 9/11/2025
 Benzene: <0.000500
 Toluene: <0.00100
 Ethylbenzene: <0.000500
 Total Xylenes: <0.00150

MW-5
 9/11/2025
 Benzene: <0.000500
 Toluene: <0.00100
 Ethylbenzene: <0.000500
 Total Xylenes: <0.00150

MW-3
 9/11/2025
 Benzene: <0.000500
 Toluene: 0.000428
 Ethylbenzene: <0.000500
 Total Xylenes: <0.00150

MW-4
 9/11/2025
 Benzene: <0.000500
 Toluene: 0.000719
 Ethylbenzene: <0.000500
 Total Xylenes: <0.00150

Imagery Source: Esri, Maxar, Earthstar Geographics, and the GIS User Community.

Notes:
 All concentrations are reported in mg/L.
 Concentrations in **BOLD** exceed NMOC regulatory limits.
 Monitor well MW-1 was not sampled due to the presence of PSH.

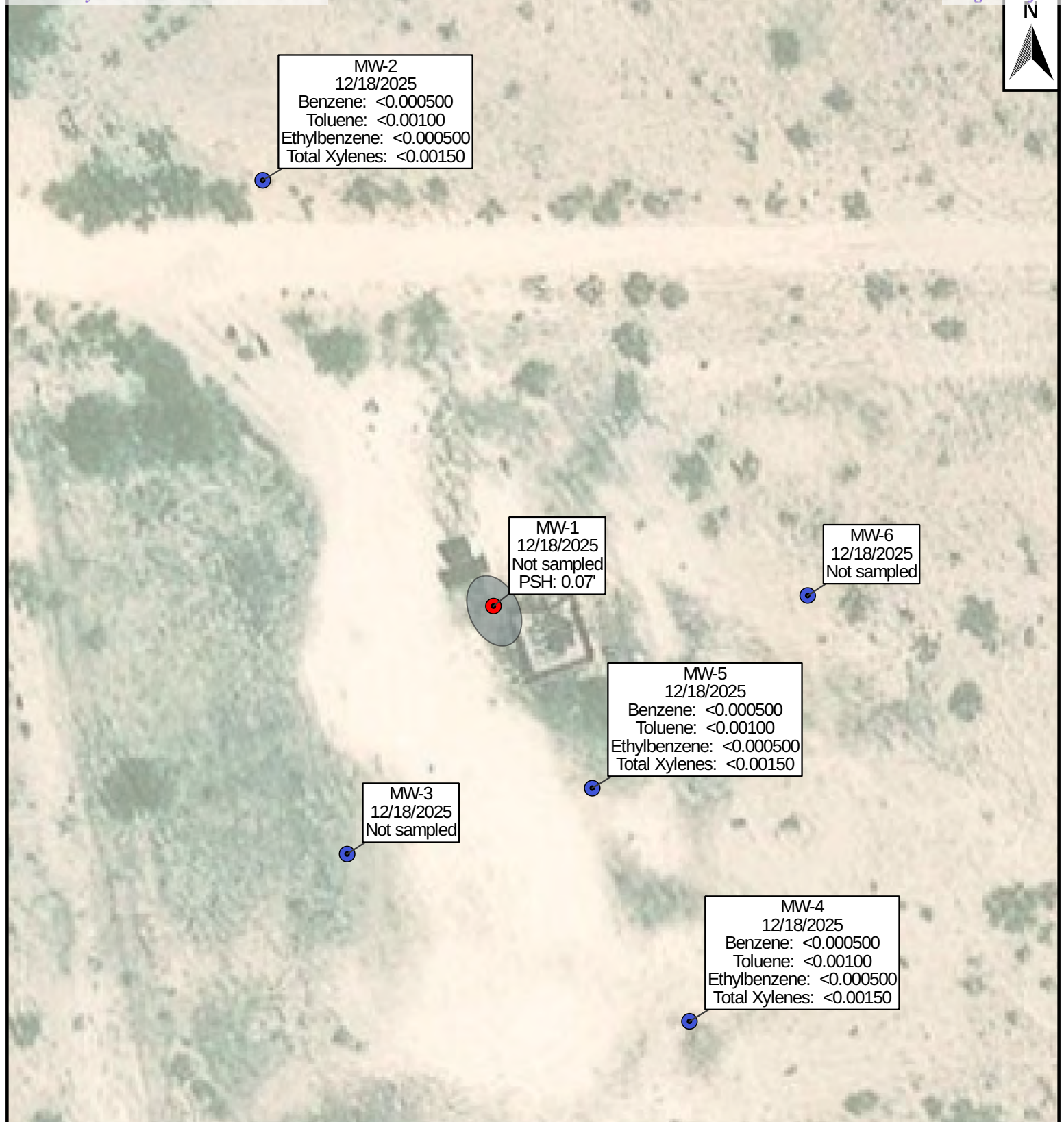


Legend

- Monitor Well
- Recovery Well
- Inferred Free-Phase Plume

Figure 4C
 Groundwater Concentration Map – 3Q2025
 Plains All American Pipeline, LP
 DCP Plant to Lea Station 6-Inch Section 31
 GPS: 32.52733,-103.29060
 Lea County, New Mexico





Imagery Source: Esri, Maxar, Earthstar Geographics, and the GIS User Community.

Notes:
 All concentrations are reported in mg/L.
 Concentrations in **BOLD** exceed NMOC regulatory limits.
 Monitor well MW-1 was not sampled due to the presence of PSH.



Legend

- Monitor Well
- Recovery Well
- Inferred Free-Phase Plume

Figure 4D
 Groundwater Concentration Map – 4Q2025
 Plains All American Pipeline, LP
 DCP Plant to Lea Station 6-Inch Section 31
 GPS: 32.52733,-103.29060
 Lea County, New Mexico

Drafted: bja Checked: jwM Date: 4/16/26

Tables

Table 1
Groundwater Elevation & PSH¹ Thickness Summary

DCP Plant to Lea Station 6-Inch Sec. 31
Lea County, New Mexico
Plains SRS #: 2009-084
Etech Project #: 14743
NMOCD² Incident ID #: nAPP2109734163

All elevation measurements are in feet above mean sea level

Well ID	Date Gauged	Top of Casing (TOC) ³ Elevation*	Depth to PSH Below TOC (feet)	Depth to Water Below TOC (feet)	PSH Thickness (feet)	Corrected Groundwater Elevation**
MW-1	03/12/2024	3,539.59	85.22	85.87	0.65	3,454.27
	06/12/2024		85.19	85.69	0.50	3,454.33
	09/10/2024		85.34	85.62	0.28	3,454.21
	12/13/2024		85.01	85.17	0.16	3,454.56
	03/30/2025		85.35	85.43	0.08	3,454.23
	06/12/2025		85.35	85.44	0.09	3,454.23
	09/10/2025		85.23	85.32	0.09	3,454.35
	12/18/2025		85.20	85.27	0.07	3,454.38
MW-2	03/12/2024	3,539.37	-	83.95	-	3,455.42
	06/13/2024		-	83.91	-	3,455.46
	09/10/2024		-	84.01	-	3,455.36
	12/13/2024		-	83.99	-	3,455.38
	03/30/2025		-	84.00	-	3,455.37
	06/12/2025		-	84.06	-	3,455.31
	09/10/2025		-	84.07	-	3,455.30
	12/18/2025		-	84.06	-	3,455.31
MW-3	03/12/2024	3,539.28	-	84.32	-	3,454.96
	06/13/2024		-	84.27	-	3,455.01
	09/10/2024		-	84.37	-	3,454.91
	12/13/2024		-	84.35	-	3,454.93
	03/30/2025		-	84.35	-	3,454.93
	06/12/2025		-	84.42	-	3,454.86
	09/10/2025		-	84.36	-	3,454.92
	12/18/2025		-	84.38	-	3,454.90
MW-4	03/12/2024	3,540.07	-	85.34	-	3,454.73
	06/13/2024		-	85.30	-	3,454.77
	09/10/2024		-	85.41	-	3,454.66
	12/13/2024		-	85.37	-	3,454.70
	03/30/2025		-	85.37	-	3,454.70
	06/12/2025		-	85.47	-	3,454.60
	09/10/2025		-	85.40	-	3,454.67
	12/18/2025		-	85.44	-	3,454.63
MW-5	03/12/2024	3,539.90	-	85.00	-	3,454.90
	06/13/2024		-	84.92	-	3,454.98
	09/10/2024		-	85.05	-	3,454.85
	12/14/2024		-	85.03	-	3,454.87
	03/30/2025		-	85.03	-	3,454.87
	06/12/2025		-	85.10	-	3,454.80
	09/10/2025		-	85.06	-	3,454.84
	12/18/2025		-	85.50	-	3,454.40
MW-6	03/12/2024	3,540.82	-	85.80	-	3,455.02
	06/13/2024		-	85.78	-	3,455.04
	09/10/2024		-	85.87	-	3,454.95
	12/13/2024		-	85.86	-	3,454.96
	03/30/2025		-	85.86	-	3,454.96
	06/12/2025		-	85.95	-	3,454.87
	09/10/2025		-	85.91	-	3,454.91
	12/18/2025		-	85.93	-	3,454.89

Notes:

1. PSH: Phase Separated Hydrocarbons
 2. NMOCD: New Mexico Oil Conservation Division
 3. TOC: Top of Casing
- * Elevations based on the North American Vertical Datum of 1988.
 ** Corrected groundwater elevations were extrapolated using a PSH specific gravity of 0.85, if PSH was gauged in the monitoring well.

Table 2
Groundwater BTEX¹ Concentration Analytical Summary

DCP Plant to Lea Station 6-Inch Sec. 31
Lea County, New Mexico
Plains SRS #: 2009-084
Etech Project #: 17473
NMOCD² Incident ID #: nAPP2109734163

All concentrations are in milligrams per liter (mg/L)

Well ID	Date Sampled	EPA SW846-8021B						
		Benzene	Toluene	Ethylbenzene	M,P-Xylenes	O-Xylenes	Total Xylenes	Total BTEX
NMOCD RRAL CRITERIA³		0.01	0.75	0.75	TOTAL XYLENES 0.62			NE⁴
MW-1	03/12/2024	Not Sampled due to presence of PSH						
	06/13/2024							
	09/10/2024							
	12/13/2024							
	03/30/2025							
	06/12/2025							
	09/11/2025							
12/18/2025								
MW-2	03/12/2024	<0.000190	<0.000412	<0.000160	-	-	<0.000510	<0.000510
	06/13/2024	<0.00100	<0.00100	0.00333	<0.00200	<0.00100	<0.00100	0.00333
	09/10/2024	<0.00100	<0.00100	<0.00100	<0.00200	<0.00100	<0.00100	<0.00100
	12/13/2024	<0.00100	<0.00100	<0.00100	<0.00200	<0.00100	<0.00100	<0.00100
	03/30/2025	<0.00100	<0.00100	<0.00100	<0.00200	<0.00100	<0.00100	<0.00100
	06/12/2025	0.000202	<0.00100	<0.000500	-	-	<0.00150	0.000202
	09/11/2025	<0.000500	<0.00100	<0.000500	-	-	<0.00150	<0.00150
12/18/2025	<0.000500	<0.00100	<0.000500	-	-	<0.00150	<0.00150	
MW-3	03/12/2024	<0.000190	<0.000412	<0.000160	-	-	<0.000510	<0.000510
	06/13/2024	<0.00100	<0.00100	<0.00100	<0.00200	<0.00100	<0.00100	<0.00100
	09/10/2024	<0.00100	<0.00100	<0.00100	<0.00200	<0.00100	<0.00100	<0.00100
	12/13/2024	<0.00100	<0.00100	<0.00100	<0.00200	<0.00100	<0.00100	<0.00100
	03/30/2025	<0.00100	<0.00100	<0.00100	<0.00200	<0.00100	<0.00100	<0.00100
	06/12/2025	Not sampled (Reduced Schedule)						
	09/11/2025	<0.000500	0.000428	<0.000500	-	-	<0.00150	0.000428
12/18/2025	Not sampled (Reduced Schedule)							
MW-4	12/07/2023	<0.000190	<0.000412	<0.000160	-	-	<0.000510	<0.000510
	03/12/2024	<0.000190	<0.000412	<0.000160	-	-	<0.000510	<0.000510
	06/13/2024	<0.00100	<0.00100	<0.00100	<0.00200	<0.00100	<0.00100	<0.00100
	09/10/2024	<0.00100	<0.00100	<0.00100	<0.00200	<0.00100	<0.00100	<0.00100
	12/13/2024	<0.00100	<0.00100	<0.00100	<0.00200	<0.00100	<0.00100	<0.00100
	03/30/2025	<0.00100	<0.00100	<0.00100	<0.00200	<0.00100	<0.00100	<0.00100
	06/12/2025	0.000213	<0.00100	<0.000500	-	-	<0.00150	0.000213
	09/11/2025	<0.000500	0.000719	<0.000500	-	-	<0.00150	0.000719
12/18/2025	<0.000500	<0.00100	<0.000500	-	-	<0.00150	<0.00150	
MW-5	03/12/2024	<0.000190	<0.000412	<0.000160	-	-	<0.000510	<0.000510
	06/13/2024	<0.00100	<0.00100	<0.00100	<0.00200	<0.00100	<0.00100	<0.00100
	09/10/2024	<0.00100	<0.00100	<0.00100	<0.00200	<0.00100	<0.00100	<0.00100
	12/14/2024	<0.00100	<0.00100	<0.00100	<0.00200	<0.00100	<0.00100	<0.00100
	03/30/2025	<0.00100	<0.00100	<0.00100	<0.00200	<0.00100	<0.00100	<0.00100
	06/12/2025	0.000208	<0.00100	<0.000500	-	-	<0.00150	0.000208
	09/11/2025	<0.000500	<0.00100	<0.000500	-	-	<0.00150	<0.00150
12/18/2025	<0.000500	<0.00100	<0.000500	-	-	<0.00150	<0.00150	
MW-6	03/12/2024	<0.000190	<0.000412	<0.000160	-	-	<0.000510	<0.000510
	06/13/2024	<0.00100	<0.00100	<0.00100	<0.00200	<0.00100	<0.00100	<0.00100
	09/10/2024	<0.00100	<0.00100	<0.00100	<0.00200	<0.00100	<0.00100	<0.00100
	12/13/2024	<0.00100	<0.00100	<0.00100	<0.00200	<0.00100	<0.00100	<0.00100
	03/30/2025	<0.00100	<0.00100	<0.00100	<0.00200	<0.00100	<0.00100	<0.00100
	06/12/2025	Not sampled (Reduced Schedule)						
	09/11/2025	<0.000500	<0.00100	<0.000500	-	-	<0.00150	<0.00150
12/18/2025	Not sampled (Reduced Schedule)							

Notes:

- BTEX: Benzene, Toluene, Ethylbenzene, and Total Xylenes
 - NMOCD: New Mexico Oil Conservation Division
 - RRAL Criteria: Recommended Remediation Action Level Criteria
 - NE: Not Established
- Bold** text indicates a concentration exceeding the NMOCD RRAL Criteria

TABLE 3
SVE¹ Emission Analytical Summary - BTEX² & TPH³

DCP Plant to Lea Station 6-Inch Sec. 31
Lea County, New Mexico
Etech Project #: 17473
Plains SRS#: 2009-084
NMOCD Incident ID#: nAPP2109734163

Sample I.D.	Sample Date	Laboratory	BTEX / TPH (mg/m ³)	Emission Mass ⁴ (tons/year)	Emission Volume (gal/day)
New Mexico Environment Department (NMED) Air Quality Bureau (AQB) Action Level requiring an Air Permit				10	--
EFF-1 (012225)	01/22/2025	PBEL	Benzene - ND	ND	ND
			Toluene - 0.115	0.0000783	0.0000589
			Ethylbenzene - ND	ND	ND
			Total Xylene - ND	ND	ND
			Total BTEX - 0.115	0.0000783	0.0000589
			TPH - GRO - NA	NA	NA
EFF-1 (021825)	02/18/2025	PBEL	Benzene - ND	ND	ND
			Toluene - 0.117	0.0000795	0.0000598
			Ethylbenzene - ND	ND	ND
			Total Xylene - ND	ND	ND
			Total BTEX - 0.117	0.0000795	0.0000598
			TPH - GRO - NA	NA	NA
EFF-1 (032425)	03/24/2025	PBEL	Benzene - ND	ND	ND
			Toluene - ND	ND	ND
			Ethylbenzene - ND	ND	ND
			Total Xylene - ND	ND	ND
			Total BTEX - ND	ND	ND
			TPH - GRO - 658	0.448	0.414
1Q2025 BTEX Average				0.0000789	0.0000593

Notes:

- SVE: Soil Vapor Extraction
- BTEX: Benzene, toluene, ethylbenzene, and total xylene analyzed by EPA Method 8021B
- TPH: Total petroleum hydrocarbons analyzed by EPA Method 8015
- Emission Mass calculated assuming flowrate 1.1073 (m³/min) and constituent concentration were constant for the entirety of a year.

NA: Constituent was not analyzed

ND: Analyte not detected at or above the reporting limit

< = Constituent not detected above laboratory sample detection limit (SDL)

Bold denotes concentrations that could potentially be in violation of applicable NMED AQB criteria.

TABLE 3
SVE¹ Emission Analytical Summary - BTEX² & TPH³

DCP Plant to Lea Station 6-Inch Sec. 31
Lea County, New Mexico
Etech Project #: 17473
Plains SRS#: 2009-084
NMOCD Incident ID#: nAPP2109734163

Sample I.D.	Sample Date	Laboratory	BTEX / TPH (mg/m ³)	Emission Mass ⁴ (tons/year)	Emission Volume (gal/day)
New Mexico Environment Department (NMED) Air Quality Burea (AQB) Action Level requiring an Air Permit				10	--
EFF-1 (042025)	04/20/2025	PBEL	Benzene - ND	ND	ND
			Toluene - ND	ND	ND
			Ethylbenzene - ND	ND	ND
			Total Xylene - ND	ND	ND
			Total BTEX - ND	ND	ND
			TPH - GRO - 199	0.135	0.125
EFF-1 (051425)	05/14/2025	PBEL	Benzene - ND	ND	ND
			Toluene - ND	ND	ND
			Ethylbenzene - ND	ND	ND
			Total Xylene - ND	ND	ND
			Total BTEX - ND	ND	ND
			TPH - GRO - 1,460	0.994	0.919
EFF-1 (061625)	06/16/2025	Pace	Benzene - ND	ND	ND
			Toluene - 0.396	0.000270	0.000203
			Ethylbenzene - ND	ND	ND
			Total Xylene - 0.200	0.000136	0.000102
			Total BTEX - 0.596	0.000406	0.000305
			TPH - GRO - 209	0.142	0.132
2Q2025 BTEX Average				0.000406	0.000305

Notes:

- SVE: Soil Vapor Extraction
 - BTEX: Benzene, toluene, ethylbenzene, and total xylene analyzed by EPA Method 8021B
 - TPH: Total petroleum hydrocarbons analyzed by EPA Method 8015
 - Emission Mass calculated assuming flowrate 1.1073 (m³/min) and constituent concentration were constant for the entirety of a year.
- NA: Constituent was not analyzed
 ND: Analyte not detected at or above the reporting limit
 < = Constituent not detected above laboratory sample detection limit (SDL)
Bold denotes concentrations that could potentially be in violation of applicable NMED AQB criteria.

TABLE 3
SVE¹ Emission Analytical Summary - BTEX² & TPH³

DCP Plant to Lea Station 6-Inch Sec. 31
Lea County, New Mexico
Etech Project #: 17473
Plains SRS#: 2009-084
NMOCD Incident ID#: nAPP2109734163

Sample I.D.	Sample Date	Laboratory	BTEX / TPH (mg/m ³)	Emission Mass ⁴ (tons/year)	Emission Volume (gal/day)
New Mexico Environment Department (NMED) Air Quality Bureau (AQB) Action Level requiring an Air Permit				10	--
EFF-1 (071725)	07/17/2025	Pace	Benzene - 0.1160	0.0000790	0.0000594
			Toluene - 0.0942	0.0000641	0.0000482
			Ethylbenzene - 0.0815	0.0000555	0.0000417
			Total Xylene - 0.514	0.0003500	0.0002631
			Total BTEX - 0.806	0.000549	0.000412
			TPH - GRO - 896	0.610	0.564
EFF-1 (081325)	08/13/2025	Pace	Benzene - ND	ND	ND
			Toluene - 4.67	0.00318	0.00239
			Ethylbenzene - 1.24	0.000844	0.000635
			Total Xylene - 3.73	0.00254	0.00191
			Total BTEX - 9.64	0.00656	0.00494
			TPH - GRO - 1,030	0.701	0.649
EFF-1 (091725)	09/17/2025	Pace	Benzene - ND	ND	ND
			Toluene - 0.667	0.000454	0.000341
			Ethylbenzene - 0.310	0.000211	0.000159
			Total Xylene - 1.53	0.00104	0.000782
			Total BTEX - 2.51	0.00171	0.00128
			TPH - GRO - 1,630	1.11	1.03
3Q2025 BTEX Average				0.00294	0.00221

Notes:

- SVE: Soil Vapor Extraction
 - BTEX: Benzene, toluene, ethylbenzene, and total xylene analyzed by EPA Method 8021B
 - TPH: Total petroleum hydrocarbons analyzed by EPA Method 8015
 - Emission Mass calculated assuming flowrate 1.1073 (m³/min) and constituent concentration were constant for the entirety of a year.
- NA: Constituent was not analyzed
 ND: Analyte not detected at or above the reporting limit
 < = Constituent not detected above laboratory sample detection limit (SDL)
Bold denotes concentrations that could potentially be in violation of applicable NMED AQB criteria.

TABLE 3
SVE¹ Emission Analytical Summary - BTEX² & TPH³

DCP Plant to Lea Station 6-Inch Sec. 31
Lea County, New Mexico
Etech Project #: 17473
Plains SRS#: 2009-084
NMOCD Incident ID#: nAPP2109734163

Sample I.D.	Sample Date	Laboratory	BTEX / TPH (mg/m ³)	Emission Mass ⁴ (tons/year)	Emission Volume (gal/day)
New Mexico Environment Department (NMED) Air Quality Bureau (AQB) Action Level requiring an Air Permit				10	--
EFF-1 (102225)	10/22/2025	Pace	Benzene - 0.231	0.000157	0.000118
			Toluene - 5.99	0.00408	0.00307
			Ethylbenzene - 2.27	0.00155	0.00116
			Total Xylene - 12.1	0.00822	0.00618
			Total BTEX - 20.6	0.0140	0.0105
			TPH - GRO - 566	0.385	0.356
EFF-1 (111325)	11/13/2025	Pace	Benzene - ND	ND	ND
			Toluene - 46.0	0.0313	0.0235
			Ethylbenzene - 13.4	0.00912	0.00686
			Total Xylene - 38.9	0.0265	0.0199
			Total BTEX - 98.3	0.0670	0.0503
			TPH - GRO - 1,810	1.23	1.14
EFF-1 (121525)	12/15/2025	Pace	Benzene - ND	ND	ND
			Toluene - 1.360	0.000926	0.000696
			Ethylbenzene - 0.832	0.000566	0.000426
			Total Xylene - 2.70	0.00184	0.00138
			Total BTEX - 4.90	0.00333	0.00251
			TPH - GRO - 834	0.568	0.525
4Q2025 BTEX Average				0.0281	0.0211
2025 Annual BTEX Average				0.0104	0.0078

Notes:

- SVE: Soil Vapor Extraction
 - BTEX: Benzene, toluene, ethylbenzene, and total xylene analyzed by EPA Method 8021B
 - TPH: Total petroleum hydrocarbons analyzed by EPA Method 8015
 - Emission Mass calculated assuming flowrate 1.1073 (m³/min) and constituent concentration were constant for the entirety of a year.
- NA: Constituent was not analyzed
 ND: Analyte not detected at or above the reporting limit
 < = Constituent not detected above laboratory sample detection limit (SDL)
Bold denotes concentrations that could potentially be in violation of applicable NMED AQB criteria.

Table 4
MW-1 SVE¹ System Operation & Recovery Summary

DCP Plant to Lea Station 6-Inch Sec. 31
Lea County, New Mexico
Plains SRS #: 2009-084
Etech Project #: 17473
NMOCD² Incident ID #: nAPP2109734163

All measurements are in feet above mean sea level

Well ID	Date	Top of Casing (TOC) ³ Elevation*	Depth to PSH Below TOC (feet)	Depth to Water Below TOC (feet)	PSH ⁴ Thickness (feet)	Corrected Groundwater Elevation**	PID ⁵ Reading	SVE Unit Hours of Operation	Total Fluid Recovery [†] (gallons)
MW-1	01/22/2025	3540.25	-	-	0.00	-	233.7	3,531.1	-
	01/29/2025		85.03	85.24	0.21	3,455.19	-	3,588.8	294
	02/18/2025		-	-	0.00	-	232.5	3,766.0	-
	02/26/2025		85.16	85.23	0.07	3,455.08	-	3,844.2	336
	03/24/2025		-	-	0.00	-	146.5	4,096.8	-
	04/02/2025		85.34	85.43	0.09	3,454.90	-	4,182.3	336
	04/20/2025		-	-	0.00	-	101.8	4,362.1	-
	04/23/2025		85.25	85.58	0.33	3,454.95	-	4,388.4	336
	04/29/2025		-	-	0.00	-	-	4,444.0	-
	05/14/2025		-	-	0.00	-	6.65	4,803.0	-
	05/21/2025		85.2	85.71	0.51	3,454.97	-	4,966.7	252
	06/16/2025		-	-	0.00	-	164.0	5,581.3	-
	06/25/2025		85.21	85.34	0.13	3,455.02	-	5,795.7	336
	07/16/2025		85.31	85.48	0.17	3,454.91	-	6,459.3	336
	07/23/2025		-	-	0.00	-	384.7	6,317.7	-
	08/13/2025		-	-	0.00	-	404.9	6,956.0	-
	08/20/2025		85.42	85.62	0.20	3,454.80	-	7,073.1	336
	09/19/2025		-	-	0.00	-	368.7	7,567.7	-
	09/24/2025		85.41	85.52	0.11	3,454.82	-	7,614.2	336
	10/22/2025		-	-	0.00	-	220.5	7,654.0	-
10/29/2025	85.17	85.33	0.16	3,455.06	-	7,696.6	336		
11/13/2025	-	-	0.00	-	345.6	7,740.5	-		
11/20/2025	85.13	85.26	0.13	3,455.10	-	7,761.7	252		
12/15/2025	-	-	0.00	-	132.8	8,355.2	-		
2025 Average PSH Thickness					0.09			2025 Total	3,486

Notes:

1. SVE: Soil Vapor Extraction
 2. NMOCD: New Mexico Oil Conservation Division
 3. TOC: Top Of Casing
 4. PSH: Phase Separated Hydrocarbons
 5. PID: Photoionization Detector
- * Elevations based on the North American Vertical Datum of 1988.
 ** Corrected groundwater elevations were extrapolated using a PSH specific gravity of 0.85, if PSH was gauged in the monitor well.
 † Via Aggressive Fluid Recovery (AFR) and/or Manual Recovery.

Appendices

Appendix A
Release Notification and Corrective Action
(Form C-141)

District I
1625 N. French Dr., Hobbs, NM 88240
District II
1301 W. Grand Avenue, Artesia, NM 88210
District III
1000 Rio Brazos Road, Aztec, NM 87410
District IV
1220 S. St. Francis Dr., Santa Fe, NM 87505

State of New Mexico
Energy Minerals and Natural Resources
Oil Conservation Division
1220 South St. Francis Dr.
Santa Fe, NM 87505

RECEIVED

APR 24 2009

HOBBSOCD

Form C-141
Revised October 10, 2003
Submit 2 Copies to appropriate District Office in accordance with Rule 116 on back side of form

Release Notification and Corrective Action

OPERATOR

Initial Report Final Report

Name of Company	Plains Pipeline, LP	Contact	Jason Henry
Address	2530 Hwy 214 - Denver City, Tx 79323	Telephone No.	(575) 441-1099
Facility Name	DCP Plant to Lea Station 6-inch Sec. 31	Facility Type	Pipeline

Surface Owner	NM SLO	Mineral Owner		Lease No.	
---------------	--------	---------------	--	-----------	--

LOCATION OF RELEASE

Unit Letter	Section	Township	Range	Feet from the	North/South Line	Feet from the	East/West Line	County
K	31	20S	37E					Lea

Latitude N 32.52733° Longitude W 103.2906°

NATURE OF RELEASE

Type of Release	Crude Oil	Volume of Release	20 bbls	Volume Recovered	0 bbls
Source of Release	6" Steel Pipeline	Date and Hour of Occurrence	Unknown	Date and Hour of Discovery	04/02/2009 15:00
Was Immediate Notice Given?	<input type="checkbox"/> Yes <input type="checkbox"/> No <input checked="" type="checkbox"/> Not Required				
By Whom?	Jason Henry	If YES, To Whom? on 04/29/2009 Larry Johnson (initial estimate = 2-3 bbls based on small surface stain)			
Was a Watercourse Reached?	<input type="checkbox"/> Yes <input checked="" type="checkbox"/> No				
If YES, Volume Impacting the Watercourse.					

If a Watercourse was Impacted, Describe Fully.*

Describe Cause of Problem and Remedial Action Taken.*
External corrosion of 6" inch pipeline caused a release of crude oil. A clamp was installed on the pipeline to mitigate the release. Throughput for the subject line is 660 bbls/day and the operating pressure of the pipeline is 45 psi. The depth of the pipeline at the release point is approximately 2' bgs. The H2S concentration in the crude is less than 10 ppm and the gravity of the crude is 65.

Describe Area Affected and Cleanup Action Taken.*
The released crude resulted in a surface stain that measured approximately 6' x 8'. The impacted area will be remediated per applicable guidelines.

I hereby certify that the information given above is true and complete to the best of my knowledge and understand that pursuant to NMOCD rules and regulations all operators are required to report and/or file certain release notifications and perform corrective actions for releases which may endanger public health or the environment. The acceptance of a C-141 report by the NMOCD marked as "Final Report" does not relieve the operator of liability should their operations have failed to adequately investigate and remediate contamination that pose a threat to ground water, surface water, human health or the environment. In addition, NMOCD acceptance of a C-141 report does not relieve the operator of responsibility for compliance with any other federal, state, or local laws and/or regulations.

Signature:	<i>Jason Henry</i>	OIL CONSERVATION DIVISION	
Printed Name:	Jason Henry	<i>Larry Johnson</i> APPROVED BY DISTRICT SUPERVISOR ENVIRONMENTAL ENGINEER	
Title:	Remediation Coordinator	Approval Date:	4.29.09
E-mail Address:	jhenry@paalp.com	Expiration Date:	6.29.09
Date:	04/29/2009	Conditions of Approval:	Attached <input type="checkbox"/> IRP# 09.4.2166
Phone:	(575) 441-1099		

* Attach Additional Sheets if Necessary

Appendix B

Laboratory Analytical Reports – Groundwater

**PERMIAN BASIN
ENVIRONMENTAL LAB, LP
1400 Rankin Hwy
Midland, TX 79701**



Analytical Report

Prepared for:

Kimble Thrash

E Tech Environmental & Safety Solutions, Inc. [1]

13000 West County Road 100

Odessa, TX 79765

Project: SRS 2009-084

Project Number: SRS 2009-084

Location: Lea County, NM

Lab Order Number: 5C31014



Current Certification

Report Date: 04/03/25

E Tech Environmental & Safety Solutions, Inc. [1]
13000 West County Road 100
Odessa TX, 79765

Project: SRS 2009-084
Project Number: SRS 2009-084
Project Manager: Kimble Thrash

ANALYTICAL REPORT FOR SAMPLES

Sample ID	Laboratory ID	Matrix	Date Sampled	Date Received
MW-2	5C31014-01	Water	03/30/25 13:45	03-31-2025 12:10
MW-3	5C31014-02	Water	03/30/25 17:30	03-31-2025 12:10
MW-4	5C31014-03	Water	03/30/25 16:15	03-31-2025 12:10
MW-5	5C31014-04	Water	03/30/25 18:45	03-31-2025 12:10
MW-6	5C31014-05	Water	03/30/25 15:00	03-31-2025 12:10
DUP-1	5C31014-06	Water	03/30/25 18:46	03-31-2025 12:10

E Tech Environmental & Safety Solutions, Inc. [1]
 13000 West County Road 100
 Odessa TX, 79765

Project: SRS 2009-084
 Project Number: SRS 2009-084
 Project Manager: Kimble Thrash

MW-2
5C31014-01 (Water)

Analyte	Result	Reporting Limit	Units	Dilution	Batch	Prepared	Analyzed	Method	Notes
---------	--------	-----------------	-------	----------	-------	----------	----------	--------	-------

Permian Basin Environmental Lab, L.P.

Organics by GC

Benzene	ND	0.00100	mg/L	1	P5D0211	04/02/25 12:39	04/03/25 03:33	EPA 8021B	
Toluene	ND	0.00100	mg/L	1	P5D0211	04/02/25 12:39	04/03/25 03:33	EPA 8021B	
Ethylbenzene	ND	0.00100	mg/L	1	P5D0211	04/02/25 12:39	04/03/25 03:33	EPA 8021B	
Xylene (p/m)	ND	0.00200	mg/L	1	P5D0211	04/02/25 12:39	04/03/25 03:33	EPA 8021B	
Xylene (o)	ND	0.00100	mg/L	1	P5D0211	04/02/25 12:39	04/03/25 03:33	EPA 8021B	
Surrogate: 4-Bromofluorobenzene		91.2 %	80-120		P5D0211	04/02/25 12:39	04/03/25 03:33	EPA 8021B	
Surrogate: 1,4-Difluorobenzene		90.4 %	80-120		P5D0211	04/02/25 12:39	04/03/25 03:33	EPA 8021B	
Total BTEX	ND	0.00100	mg/L	1	[CALC]	04/02/25 12:39	04/03/25 03:33	EPA 8021B	
Xylenes (total)	ND	0.00100	mg/L	1	[CALC]	04/02/25 12:39	04/03/25 03:33	EPA 8021B	

Permian Basin Environmental Lab, L.P.

The results in this report apply to the samples analyzed in accordance with the samples received in the laboratory. This analytical report must be reproduced in its entirety, with written approval of Permian Basin Environmental Lab.

1400 Rankin HWY Midland, TX 79701 432-686-7235

E Tech Environmental & Safety Solutions, Inc. [1]
 13000 West County Road 100
 Odessa TX, 79765

Project: SRS 2009-084
 Project Number: SRS 2009-084
 Project Manager: Kimble Thrash

MW-3
5C31014-02 (Water)

Analyte	Result	Reporting Limit	Units	Dilution	Batch	Prepared	Analyzed	Method	Notes
---------	--------	-----------------	-------	----------	-------	----------	----------	--------	-------

Permian Basin Environmental Lab, L.P.

Organics by GC

Benzene	ND	0.00100	mg/L	1	P5D0211	04/02/25 12:39	04/03/25 03:55	EPA 8021B	
Toluene	ND	0.00100	mg/L	1	P5D0211	04/02/25 12:39	04/03/25 03:55	EPA 8021B	
Ethylbenzene	ND	0.00100	mg/L	1	P5D0211	04/02/25 12:39	04/03/25 03:55	EPA 8021B	
Xylene (p/m)	ND	0.00200	mg/L	1	P5D0211	04/02/25 12:39	04/03/25 03:55	EPA 8021B	
Xylene (o)	ND	0.00100	mg/L	1	P5D0211	04/02/25 12:39	04/03/25 03:55	EPA 8021B	
<i>Surrogate: 4-Bromofluorobenzene</i>		93.5 %			<i>P5D0211</i>	<i>04/02/25 12:39</i>	<i>04/03/25 03:55</i>	<i>EPA 8021B</i>	
<i>Surrogate: 1,4-Difluorobenzene</i>		90.9 %			<i>P5D0211</i>	<i>04/02/25 12:39</i>	<i>04/03/25 03:55</i>	<i>EPA 8021B</i>	
Total BTEX	ND	0.00100	mg/L	1	[CALC]	04/02/25 12:39	04/03/25 03:55	EPA 8021B	
Xylenes (total)	ND	0.00100	mg/L	1	[CALC]	04/02/25 12:39	04/03/25 03:55	EPA 8021B	

Permian Basin Environmental Lab, L.P.

The results in this report apply to the samples analyzed in accordance with the samples received in the laboratory. This analytical report must be reproduced in its entirety, with written approval of Permian Basin Environmental Lab.

1400 Rankin HWY Midland, TX 79701 432-686-7235

E Tech Environmental & Safety Solutions, Inc. [1]
 13000 West County Road 100
 Odessa TX, 79765

Project: SRS 2009-084
 Project Number: SRS 2009-084
 Project Manager: Kimble Thrash

MW-4
5C31014-03 (Water)

Analyte	Result	Reporting Limit	Units	Dilution	Batch	Prepared	Analyzed	Method	Notes
---------	--------	-----------------	-------	----------	-------	----------	----------	--------	-------

Permian Basin Environmental Lab, L.P.

Organics by GC

Benzene	ND	0.00100	mg/L	1	P5D0211	04/02/25 12:39	04/03/25 05:03	EPA 8021B	
Toluene	ND	0.00100	mg/L	1	P5D0211	04/02/25 12:39	04/03/25 05:03	EPA 8021B	
Ethylbenzene	ND	0.00100	mg/L	1	P5D0211	04/02/25 12:39	04/03/25 05:03	EPA 8021B	
Xylene (p/m)	ND	0.00200	mg/L	1	P5D0211	04/02/25 12:39	04/03/25 05:03	EPA 8021B	
Xylene (o)	ND	0.00100	mg/L	1	P5D0211	04/02/25 12:39	04/03/25 05:03	EPA 8021B	
<i>Surrogate: 4-Bromofluorobenzene</i>		93.5 %			<i>P5D0211</i>	<i>04/02/25 12:39</i>	<i>04/03/25 05:03</i>	<i>EPA 8021B</i>	
<i>Surrogate: 1,4-Difluorobenzene</i>		91.8 %			<i>P5D0211</i>	<i>04/02/25 12:39</i>	<i>04/03/25 05:03</i>	<i>EPA 8021B</i>	
Total BTEX	ND	0.00100	mg/L	1	[CALC]	04/02/25 12:39	04/03/25 05:03	EPA 8021B	
Xylenes (total)	ND	0.00100	mg/L	1	[CALC]	04/02/25 12:39	04/03/25 05:03	EPA 8021B	

Permian Basin Environmental Lab, L.P.

The results in this report apply to the samples analyzed in accordance with the samples received in the laboratory. This analytical report must be reproduced in its entirety, with written approval of Permian Basin Environmental Lab.

1400 Rankin HWY Midland, TX 79701 432-686-7235

E Tech Environmental & Safety Solutions, Inc. [1]
 13000 West County Road 100
 Odessa TX, 79765

Project: SRS 2009-084
 Project Number: SRS 2009-084
 Project Manager: Kimble Thrash

MW-5
5C31014-04 (Water)

Analyte	Result	Reporting Limit	Units	Dilution	Batch	Prepared	Analyzed	Method	Notes
---------	--------	-----------------	-------	----------	-------	----------	----------	--------	-------

Permian Basin Environmental Lab, L.P.

Organics by GC

Benzene	ND	0.00100	mg/L	1	P5D0211	04/02/25 12:39	04/03/25 05:26	EPA 8021B	
Toluene	ND	0.00100	mg/L	1	P5D0211	04/02/25 12:39	04/03/25 05:26	EPA 8021B	
Ethylbenzene	ND	0.00100	mg/L	1	P5D0211	04/02/25 12:39	04/03/25 05:26	EPA 8021B	
Xylene (p/m)	ND	0.00200	mg/L	1	P5D0211	04/02/25 12:39	04/03/25 05:26	EPA 8021B	
Xylene (o)	ND	0.00100	mg/L	1	P5D0211	04/02/25 12:39	04/03/25 05:26	EPA 8021B	
<i>Surrogate: 4-Bromofluorobenzene</i>		92.0 %			<i>P5D0211</i>	<i>04/02/25 12:39</i>	<i>04/03/25 05:26</i>	<i>EPA 8021B</i>	
<i>Surrogate: 1,4-Difluorobenzene</i>		90.8 %			<i>P5D0211</i>	<i>04/02/25 12:39</i>	<i>04/03/25 05:26</i>	<i>EPA 8021B</i>	
Total BTEX	ND	0.00100	mg/L	1	[CALC]	04/02/25 12:39	04/03/25 05:26	EPA 8021B	
Xylenes (total)	ND	0.00100	mg/L	1	[CALC]	04/02/25 12:39	04/03/25 05:26	EPA 8021B	

Permian Basin Environmental Lab, L.P.

The results in this report apply to the samples analyzed in accordance with the samples received in the laboratory. This analytical report must be reproduced in its entirety, with written approval of Permian Basin Environmental Lab.

1400 Rankin HWY Midland, TX 79701 432-686-7235

E Tech Environmental & Safety Solutions, Inc. [1]
 13000 West County Road 100
 Odessa TX, 79765

Project: SRS 2009-084
 Project Number: SRS 2009-084
 Project Manager: Kimble Thrash

MW-6
5C31014-05 (Water)

Analyte	Result	Reporting Limit	Units	Dilution	Batch	Prepared	Analyzed	Method	Notes
---------	--------	-----------------	-------	----------	-------	----------	----------	--------	-------

Permian Basin Environmental Lab, L.P.

Organics by GC

Benzene	ND	0.00100	mg/L	1	P5D0211	04/02/25 12:39	04/03/25 05:49	EPA 8021B	
Toluene	ND	0.00100	mg/L	1	P5D0211	04/02/25 12:39	04/03/25 05:49	EPA 8021B	
Ethylbenzene	ND	0.00100	mg/L	1	P5D0211	04/02/25 12:39	04/03/25 05:49	EPA 8021B	
Xylene (p/m)	ND	0.00200	mg/L	1	P5D0211	04/02/25 12:39	04/03/25 05:49	EPA 8021B	
Xylene (o)	ND	0.00100	mg/L	1	P5D0211	04/02/25 12:39	04/03/25 05:49	EPA 8021B	
<i>Surrogate: 4-Bromofluorobenzene</i>		94.9 %			<i>P5D0211</i>	<i>04/02/25 12:39</i>	<i>04/03/25 05:49</i>	<i>EPA 8021B</i>	
<i>Surrogate: 1,4-Difluorobenzene</i>		92.9 %			<i>P5D0211</i>	<i>04/02/25 12:39</i>	<i>04/03/25 05:49</i>	<i>EPA 8021B</i>	
Total BTEX	ND	0.00100	mg/L	1	[CALC]	04/02/25 12:39	04/03/25 05:49	EPA 8021B	
Xylenes (total)	ND	0.00100	mg/L	1	[CALC]	04/02/25 12:39	04/03/25 05:49	EPA 8021B	

Permian Basin Environmental Lab, L.P.

The results in this report apply to the samples analyzed in accordance with the samples received in the laboratory. This analytical report must be reproduced in its entirety, with written approval of Permian Basin Environmental Lab.

1400 Rankin HWY Midland, TX 79701 432-686-7235

E Tech Environmental & Safety Solutions, Inc. [1]
 13000 West County Road 100
 Odessa TX, 79765

Project: SRS 2009-084
 Project Number: SRS 2009-084
 Project Manager: Kimble Thrash

DUP-1
5C31014-06 (Water)

Analyte	Result	Reporting Limit	Units	Dilution	Batch	Prepared	Analyzed	Method	Notes
---------	--------	-----------------	-------	----------	-------	----------	----------	--------	-------

Permian Basin Environmental Lab, L.P.

Organics by GC

Benzene	ND	0.00100	mg/L	1	P5D0211	04/02/25 12:39	04/03/25 06:12	EPA 8021B	
Toluene	ND	0.00100	mg/L	1	P5D0211	04/02/25 12:39	04/03/25 06:12	EPA 8021B	
Ethylbenzene	ND	0.00100	mg/L	1	P5D0211	04/02/25 12:39	04/03/25 06:12	EPA 8021B	
Xylene (p/m)	ND	0.00200	mg/L	1	P5D0211	04/02/25 12:39	04/03/25 06:12	EPA 8021B	
Xylene (o)	ND	0.00100	mg/L	1	P5D0211	04/02/25 12:39	04/03/25 06:12	EPA 8021B	
<i>Surrogate: 4-Bromofluorobenzene</i>		93.7 %			<i>P5D0211</i>	<i>04/02/25 12:39</i>	<i>04/03/25 06:12</i>	<i>EPA 8021B</i>	
<i>Surrogate: 1,4-Difluorobenzene</i>		91.3 %			<i>P5D0211</i>	<i>04/02/25 12:39</i>	<i>04/03/25 06:12</i>	<i>EPA 8021B</i>	
Total BTEX	ND	0.00100	mg/L	1	[CALC]	04/02/25 12:39	04/03/25 06:12	EPA 8021B	
Xylenes (total)	ND	0.00100	mg/L	1	[CALC]	04/02/25 12:39	04/03/25 06:12	EPA 8021B	

Permian Basin Environmental Lab, L.P.

The results in this report apply to the samples analyzed in accordance with the samples received in the laboratory. This analytical report must be reproduced in its entirety, with written approval of Permian Basin Environmental Lab.

1400 Rankin HWY Midland, TX 79701 432-686-7235

E Tech Environmental & Safety Solutions, Inc. [1]
 13000 West County Road 100
 Odessa TX, 79765

Project: SRS 2009-084
 Project Number: SRS 2009-084
 Project Manager: Kimble Thrash

**Organics by GC - Quality Control
 Permian Basin Environmental Lab, L.P.**

Analyte	Result	Reporting Limit	Units	Spike Level	Source Result	%REC	%REC Limits	RPD	RPD Limit	Notes
---------	--------	-----------------	-------	-------------	---------------	------	-------------	-----	-----------	-------

Batch P5D0211 - * DEFAULT PREP *****

Blank (P5D0211-BLK1)

Prepared: 04/02/25 Analyzed: 04/03/25

Benzene	ND	0.00100	mg/L							
Toluene	ND	0.00100	"							
Ethylbenzene	ND	0.00100	"							
Xylene (p/m)	ND	0.00200	"							
Xylene (o)	ND	0.00100	"							
Surrogate: 4-Bromofluorobenzene	0.110		"	0.120		91.5	80-120			
Surrogate: 1,4-Difluorobenzene	0.107		"	0.120		89.5	80-120			

LCS (P5D0211-BS1)

Prepared & Analyzed: 04/02/25

Benzene	0.103	0.00100	mg/L	0.100		103	80-120			
Toluene	0.0999	0.00100	"	0.100		99.9	80-120			
Ethylbenzene	0.102	0.00100	"	0.100		102	80-120			
Xylene (p/m)	0.196	0.00200	"	0.200		98.2	80-120			
Xylene (o)	0.0953	0.00100	"	0.100		95.3	80-120			
Surrogate: 4-Bromofluorobenzene	0.120		"	0.120		100	80-120			
Surrogate: 1,4-Difluorobenzene	0.113		"	0.120		94.4	80-120			

LCS Dup (P5D0211-BSD1)

Prepared & Analyzed: 04/02/25

Benzene	0.107	0.00100	mg/L	0.100		107	80-120	3.59	20	
Toluene	0.105	0.00100	"	0.100		105	80-120	4.66	20	
Ethylbenzene	0.107	0.00100	"	0.100		107	80-120	5.06	20	
Xylene (p/m)	0.204	0.00200	"	0.200		102	80-120	3.91	20	
Xylene (o)	0.0998	0.00100	"	0.100		99.8	80-120	4.60	20	
Surrogate: 4-Bromofluorobenzene	0.119		"	0.120		99.4	80-120			
Surrogate: 1,4-Difluorobenzene	0.112		"	0.120		93.6	80-120			

Calibration Blank (P5D0211-CCB1)

Prepared & Analyzed: 04/02/25

Benzene	0.210		ug/l							
Toluene	0.170		"							
Ethylbenzene	0.290		"							
Xylene (p/m)	0.440		"							
Xylene (o)	0.00		"							
Surrogate: 4-Bromofluorobenzene	0.110		"	0.120		91.4	80-120			
Surrogate: 1,4-Difluorobenzene	0.106		"	0.120		88.2	80-120			

Permian Basin Environmental Lab, L.P.

The results in this report apply to the samples analyzed in accordance with the samples received in the laboratory. This analytical report must be reproduced in its entirety, with written approval of Permian Basin Environmental Lab.

1400 Rankin HWY Midland, TX 79701 432-686-7235

E Tech Environmental & Safety Solutions, Inc. [1]
 13000 West County Road 100
 Odessa TX, 79765

Project: SRS 2009-084
 Project Number: SRS 2009-084
 Project Manager: Kimble Thrash

Organics by GC - Quality Control
Permian Basin Environmental Lab, L.P.

Analyte	Result	Reporting Limit	Units	Spike Level	Source Result	%REC	%REC Limits	RPD	RPD Limit	Notes
---------	--------	-----------------	-------	-------------	---------------	------	-------------	-----	-----------	-------

Batch P5D0211 - * DEFAULT PREP *****

Calibration Blank (P5D0211-CCB2) Prepared: 04/02/25 Analyzed: 04/03/25

Benzene	0.00		ug/l							
Toluene	0.00		"							
Ethylbenzene	0.190		"							
Xylene (p/m)	0.340		"							
Xylene (o)	0.00		"							
Surrogate: 4-Bromofluorobenzene	0.112		"	0.120		93.6	80-120			
Surrogate: 1,4-Difluorobenzene	0.110		"	0.120		91.5	80-120			

Calibration Check (P5D0211-CCV1) Prepared & Analyzed: 04/02/25

Benzene	0.0997	0.00100	mg/L	0.100		99.7	80-120			
Toluene	0.0990	0.00100	"	0.100		99.0	80-120			
Ethylbenzene	0.103	0.00100	"	0.100		103	80-120			
Xylene (p/m)	0.196	0.00200	"	0.200		98.0	80-120			
Xylene (o)	0.0958	0.00100	"	0.100		95.8	80-120			
Surrogate: 4-Bromofluorobenzene	0.117		"	0.120		97.9	80-120			
Surrogate: 1,4-Difluorobenzene	0.113		"	0.120		94.6	80-120			

Calibration Check (P5D0211-CCV2) Prepared: 04/02/25 Analyzed: 04/03/25

Benzene	0.113	0.00100	mg/L	0.100		113	80-120			
Toluene	0.112	0.00100	"	0.100		112	80-120			
Ethylbenzene	0.109	0.00100	"	0.100		109	80-120			
Xylene (p/m)	0.220	0.00200	"	0.200		110	80-120			
Xylene (o)	0.108	0.00100	"	0.100		108	80-120			
Surrogate: 4-Bromofluorobenzene	0.120		"	0.120		100	80-120			
Surrogate: 1,4-Difluorobenzene	0.116		"	0.120		96.6	80-120			

Calibration Check (P5D0211-CCV3) Prepared: 04/02/25 Analyzed: 04/03/25

Benzene	0.110	0.00100	mg/L	0.100		110	80-120			
Toluene	0.108	0.00100	"	0.100		108	80-120			
Ethylbenzene	0.103	0.00100	"	0.100		103	80-120			
Xylene (p/m)	0.211	0.00200	"	0.200		106	80-120			
Xylene (o)	0.103	0.00100	"	0.100		103	80-120			
Surrogate: 4-Bromofluorobenzene	0.119		"	0.120		99.0	80-120			
Surrogate: 1,4-Difluorobenzene	0.116		"	0.120		96.4	80-120			

Permian Basin Environmental Lab, L.P.

The results in this report apply to the samples analyzed in accordance with the samples received in the laboratory. This analytical report must be reproduced in its entirety, with written approval of Permian Basin Environmental Lab.

1400 Rankin HWY Midland, TX 79701 432-686-7235

E Tech Environmental & Safety Solutions, Inc. [1]
 13000 West County Road 100
 Odessa TX, 79765

Project: SRS 2009-084
 Project Number: SRS 2009-084
 Project Manager: Kimble Thrash

Organics by GC - Quality Control
Permian Basin Environmental Lab, L.P.

Analyte	Result	Reporting Limit	Units	Spike Level	Source Result	%REC	%REC Limits	RPD	RPD Limit	Notes
---------	--------	-----------------	-------	-------------	---------------	------	-------------	-----	-----------	-------

Batch P5D0211 - * DEFAULT PREP *****

Matrix Spike (P5D0211-MS1)	Source: 5C31013-02			Prepared: 04/02/25 Analyzed: 04/03/25					
Benzene	0.110	0.00100	mg/L	0.100	ND	110	80-120		
Toluene	0.111	0.00100	"	0.100	ND	111	80-120		
Ethylbenzene	0.114	0.00100	"	0.100	ND	114	80-120		
Xylene (p/m)	0.217	0.00200	"	0.200	ND	109	80-120		
Xylene (o)	0.106	0.00100	"	0.100	ND	106	80-120		
Surrogate: 4-Bromofluorobenzene	0.124		"	0.120		103	80-120		
Surrogate: 1,4-Difluorobenzene	0.117		"	0.120		97.6	80-120		

Matrix Spike Dup (P5D0211-MSD1)	Source: 5C31013-02			Prepared: 04/02/25 Analyzed: 04/03/25					
Benzene	0.109	0.00100	mg/L	0.100	ND	109	80-120	0.837	20
Toluene	0.107	0.00100	"	0.100	ND	107	80-120	3.62	20
Ethylbenzene	0.107	0.00100	"	0.100	ND	107	80-120	5.78	20
Xylene (p/m)	0.208	0.00200	"	0.200	ND	104	80-120	4.42	20
Xylene (o)	0.100	0.00100	"	0.100	ND	100	80-120	5.49	20
Surrogate: 4-Bromofluorobenzene	0.120		"	0.120		99.8	80-120		
Surrogate: 1,4-Difluorobenzene	0.115		"	0.120		96.1	80-120		

Permian Basin Environmental Lab, L.P.

The results in this report apply to the samples analyzed in accordance with the samples received in the laboratory. This analytical report must be reproduced in its entirety, with written approval of Permian Basin Environmental Lab.

1400 Rankin HWY Midland, TX 79701 432-686-7235

E Tech Environmental & Safety Solutions, Inc. [1]
13000 West County Road 100
Odessa TX, 79765

Project: SRS 2009-084
Project Number: SRS 2009-084
Project Manager: Kimble Thrash

Notes and Definitions

- ROI Received on Ice
- pH1 The Regulatory Holding time for pH is 15 minutes, Analysis should be done in the field.
- NPBEL C Chain of Custody was not generated at PBELAB
- DET Analyte DETECTED
- ND Analyte NOT DETECTED at or above the reporting limit
- NR Not Reported
- dry Sample results reported on a dry weight basis
- RPD Relative Percent Difference
- LCS Laboratory Control Spike
- MS Matrix Spike
- Dup Duplicate



Report Approved By: _____ Date: 4/3/2025

Raland Tuttle, Laboratory Manager/Technical Director

This material is intended only for the use of the individual (s) or entity to whom it is addressed, and may contain information that is privileged and confidential.

If you have received this material in error, please notify us immediately at 432-686-7235.

Permian Basin Environmental Lab, L.P.

The results in this report apply to the samples analyzed in accordance with the samples received in the laboratory. This analytical report must be reproduced in its entirety, with written approval of Permian Basin Environmental Lab.

1400 Rankin HWY Midland, TX 79701 432-686-7235



ANALYTICAL REPORT

June 24, 2025

- 1 Cp
- 2 Tc
- 3 Ss
- 4 Cn
- 5 Sr
- 6 Qc
- 7 Gl
- 8 Al
- 9 Sc

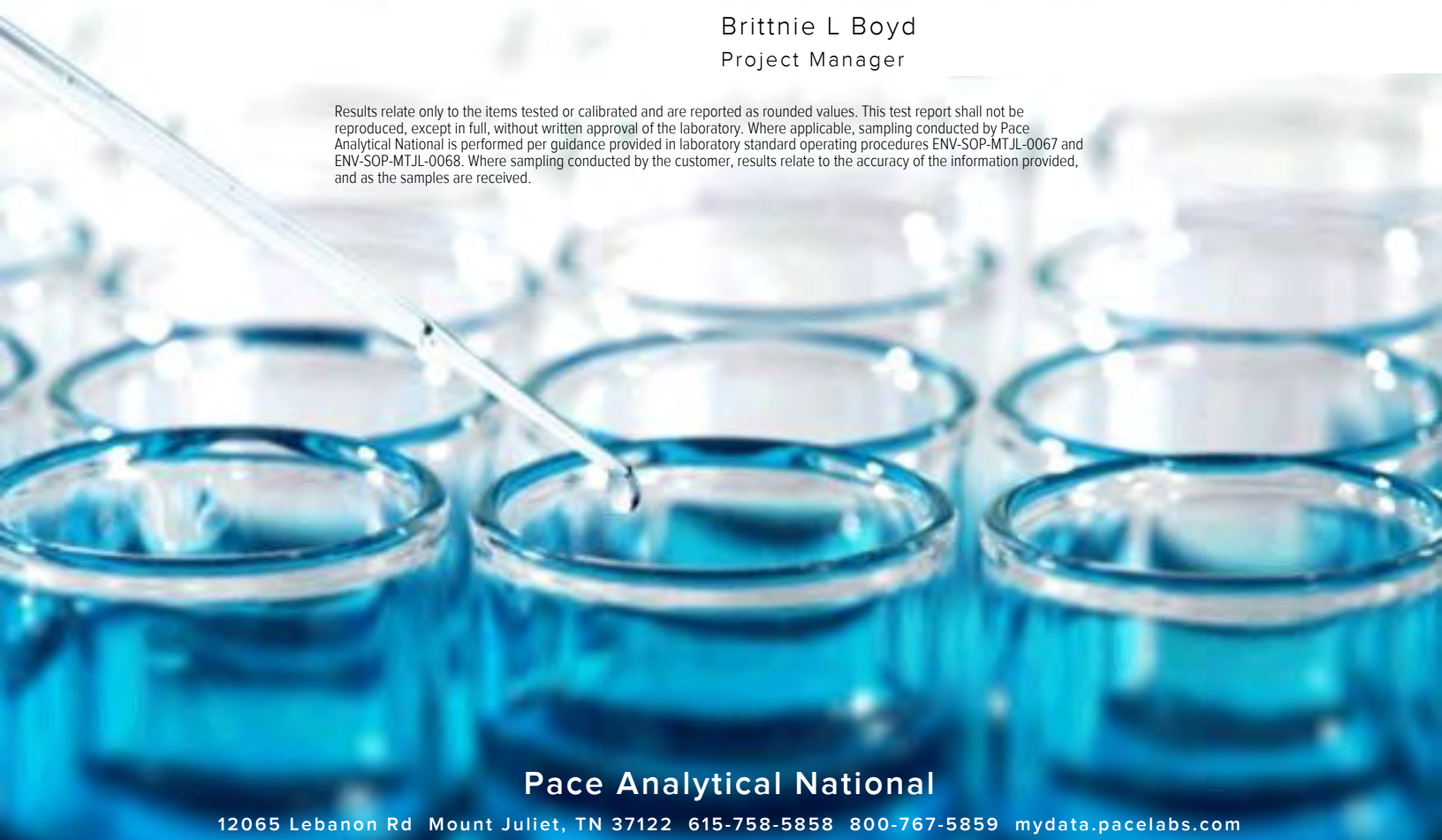
Plains All American Pipeline - ETECH

Sample Delivery Group: L1870027
 Samples Received: 06/14/2025
 Project Number: SRS 2009-084
 Description: SRS 2009-084
 Site: SRS 2009-084
 Report To: Kimble Thrash
 PO Box 62228
 Midland, TX 79711

Entire Report Reviewed By:










Brittnie L Boyd
Project Manager

Results relate only to the items tested or calibrated and are reported as rounded values. This test report shall not be reproduced, except in full, without written approval of the laboratory. Where applicable, sampling conducted by Pace Analytical National is performed per guidance provided in laboratory standard operating procedures ENV-SOP-MTJL-0067 and ENV-SOP-MTJL-0068. Where sampling conducted by the customer, results relate to the accuracy of the information provided, and as the samples are received.



Pace Analytical National

12065 Lebanon Rd Mount Juliet, TN 37122 615-758-5858 800-767-5859 mydata.pacelabs.com

Cp: Cover Page	1	
Tc: Table of Contents	2	
Ss: Sample Summary	3	
Cn: Case Narrative	4	
Sr: Sample Results	5	
MW-2 L1870027-01	5	
MW-4 L1870027-02	6	
MW-5 L1870027-03	7	
DUP-1 L1870027-04	8	
Qc: Quality Control Summary	9	
Volatile Organic Compounds (GC) by Method 8021B	9	
Gl: Glossary of Terms	10	
Al: Accreditations & Locations	11	
Sc: Sample Chain of Custody	12	

MW-2 L1870027-01

Collected by
Kimble Thrash

Collected date/time
06/12/25 12:15

Received date/time
06/14/25 08:00

Method	Batch	Dilution	Preparation date/time	Analysis date/time	Analyst	Location
Volatile Organic Compounds (GC) by Method 8021B	WG2542656	1	06/20/25 02:35	06/20/25 02:35	DWR	Mt. Juliet, TN

1 Cp

2 Tc

MW-4 L1870027-02

Collected by
Kimble Thrash

Collected date/time
06/12/25 14:20

Received date/time
06/14/25 08:00

Method	Batch	Dilution	Preparation date/time	Analysis date/time	Analyst	Location
Volatile Organic Compounds (GC) by Method 8021B	WG2542656	1	06/20/25 02:57	06/20/25 02:57	DWR	Mt. Juliet, TN

3 Ss

4 Cn

5 Sr

MW-5 L1870027-03

Collected by
Kimble Thrash

Collected date/time
06/12/25 15:45

Received date/time
06/14/25 08:00

Method	Batch	Dilution	Preparation date/time	Analysis date/time	Analyst	Location
Volatile Organic Compounds (GC) by Method 8021B	WG2542656	1	06/20/25 03:19	06/20/25 03:19	DWR	Mt. Juliet, TN

6 Qc

7 Gl

8 Al

DUP-1 L1870027-04

Collected by
Kimble Thrash

Collected date/time
06/12/25 15:46

Received date/time
06/14/25 08:00

Method	Batch	Dilution	Preparation date/time	Analysis date/time	Analyst	Location
Volatile Organic Compounds (GC) by Method 8021B	WG2542656	1	06/20/25 03:40	06/20/25 03:40	DWR	Mt. Juliet, TN

9 Sc

All sample aliquots were received at the correct temperature, in the proper containers, with the appropriate preservatives, and within method specified holding times, unless qualified or notated within the report. Where applicable, all MDL (LOD) and RDL (LOQ) values reported for environmental samples have been corrected for the dilution factor used in the analysis. All Method and Batch Quality Control are within established criteria except where addressed in this case narrative, a non-conformance form or properly qualified within the sample results. By my digital signature below, I affirm to the best of my knowledge, all problems/anomalies observed by the laboratory as having the potential to affect the quality of the data have been identified by the laboratory, and no information or data have been knowingly withheld that would affect the quality of the data.



Brittnie L Boyd
Project Manager

¹ Cp

² Tc

³ Ss

⁴ Cn

⁵ Sr

⁶ Qc

⁷ Gl

⁸ Al

⁹ Sc

Collected date/time: 06/12/25 12:15

L1870027

Volatile Organic Compounds (GC) by Method 8021B

Analyte	Result mg/l	Qualifier	MDL mg/l	RDL mg/l	Dilution	Analysis date / time	Batch
Benzene	0.000202	J	0.000190	0.000500	1	06/20/2025 02:35	WG2542656
Toluene	U		0.000412	0.00100	1	06/20/2025 02:35	WG2542656
Ethylbenzene	U		0.000160	0.000500	1	06/20/2025 02:35	WG2542656
Total Xylene	U		0.000510	0.00150	1	06/20/2025 02:35	WG2542656
(S) a,a,a-Trifluorotoluene(PID)	100			79.0-125		06/20/2025 02:35	WG2542656

- 1 Cp
- 2 Tc
- 3 Ss
- 4 Cn
- 5 Sr
- 6 Qc
- 7 Gl
- 8 Al
- 9 Sc

Collected date/time: 06/12/25 14:20

L1870027

Volatile Organic Compounds (GC) by Method 8021B

Analyte	Result mg/l	Qualifier	MDL mg/l	RDL mg/l	Dilution	Analysis date / time	Batch
Benzene	0.000213	J	0.000190	0.000500	1	06/20/2025 02:57	WG2542656
Toluene	U		0.000412	0.00100	1	06/20/2025 02:57	WG2542656
Ethylbenzene	U		0.000160	0.000500	1	06/20/2025 02:57	WG2542656
Total Xylene	U		0.000510	0.00150	1	06/20/2025 02:57	WG2542656
(S) a,a,a-Trifluorotoluene(PID)	102			79.0-125		06/20/2025 02:57	WG2542656

- 1 Cp
- 2 Tc
- 3 Ss
- 4 Cn
- 5 Sr
- 6 Qc
- 7 Gl
- 8 Al
- 9 Sc

Collected date/time: 06/12/25 15:45

L1870027

Volatile Organic Compounds (GC) by Method 8021B

Analyte	Result mg/l	Qualifier	MDL mg/l	RDL mg/l	Dilution	Analysis date / time	Batch
Benzene	0.000208	J	0.000190	0.000500	1	06/20/2025 03:19	WG2542656
Toluene	U		0.000412	0.00100	1	06/20/2025 03:19	WG2542656
Ethylbenzene	U		0.000160	0.000500	1	06/20/2025 03:19	WG2542656
Total Xylene	U		0.000510	0.00150	1	06/20/2025 03:19	WG2542656
(S) a,a,a-Trifluorotoluene(PID)	102			79.0-125		06/20/2025 03:19	WG2542656

- 1 Cp
- 2 Tc
- 3 Ss
- 4 Cn
- 5 Sr
- 6 Qc
- 7 Gl
- 8 Al
- 9 Sc

Collected date/time: 06/12/25 15:46

L1870027

Volatile Organic Compounds (GC) by Method 8021B

Analyte	Result mg/l	Qualifier	MDL mg/l	RDL mg/l	Dilution	Analysis date / time	Batch
Benzene	U		0.000190	0.000500	1	06/20/2025 03:40	WG2542656
Toluene	U		0.000412	0.00100	1	06/20/2025 03:40	WG2542656
Ethylbenzene	U		0.000160	0.000500	1	06/20/2025 03:40	WG2542656
Total Xylene	U		0.000510	0.00150	1	06/20/2025 03:40	WG2542656
(S) a,a,a-Trifluorotoluene(PID)	102			79.0-125		06/20/2025 03:40	WG2542656

- 1 Cp
- 2 Tc
- 3 Ss
- 4 Cn
- 5 Sr
- 6 Qc
- 7 Gl
- 8 Al
- 9 Sc

Volatile Organic Compounds (GC) by Method 8021B

L1870027-01,02,03,04

Method Blank (MB)

(MB) R4233332-3 06/19/25 21:02

Analyte	MB Result	MB Qualifier	MB MDL	MB RDL
	mg/l		mg/l	mg/l
Benzene	U		0.000190	0.000500
Toluene	U		0.000412	0.00100
Ethylbenzene	U		0.000160	0.000500
Total Xylene	U		0.000510	0.00150
(S) a,a,a-Trifluorotoluene(PID)	102			79.0-125

Laboratory Control Sample (LCS)

(LCS) R4233332-1 06/19/25 19:57

Analyte	Spike Amount	LCS Result	LCS Rec.	Rec. Limits	LCS Qualifier
	mg/l	mg/l	%	%	
Benzene	0.0500	0.0466	93.2	77.0-122	
Toluene	0.0500	0.0469	93.8	80.0-121	
Ethylbenzene	0.0500	0.0488	97.6	80.0-123	
Total Xylene	0.150	0.146	97.3	47.0-154	
(S) a,a,a-Trifluorotoluene(PID)			101	79.0-125	

1 Cp

2 Tc

3 Ss

4 Cn

5 Sr

6 Qc

7 Gl

8 Al

9 Sc

Guide to Reading and Understanding Your Laboratory Report

The information below is designed to better explain the various terms used in your report of analytical results from the Laboratory. This is not intended as a comprehensive explanation, and if you have additional questions please contact your project representative.

Results Disclaimer - Information that may be provided by the customer, and contained within this report, include Permit Limits, Project Name, Sample ID, Sample Matrix, Sample Preservation, Field Blanks, Field Spikes, Field Duplicates, On-Site Data, Sampling Collection Dates/Times, and Sampling Location. Results relate to the accuracy of this information provided, and as the samples are received.

Abbreviations and Definitions

MDL	Method Detection Limit.
RDL	Reported Detection Limit.
Rec.	Recovery.
RPD	Relative Percent Difference.
SDG	Sample Delivery Group.
(S)	Surrogate (Surrogate Standard) - Analytes added to every blank, sample, Laboratory Control Sample/Duplicate and Matrix Spike/Duplicate; used to evaluate analytical efficiency by measuring recovery. Surrogates are not expected to be detected in all environmental media.
U	Not detected at the Reporting Limit (or MDL where applicable).
Analyte	The name of the particular compound or analysis performed. Some Analyses and Methods will have multiple analytes reported.
Dilution	If the sample matrix contains an interfering material, the sample preparation volume or weight values differ from the standard, or if concentrations of analytes in the sample are higher than the highest limit of concentration that the laboratory can accurately report, the sample may be diluted for analysis. If a value different than 1 is used in this field, the result reported has already been corrected for this factor.
Limits	These are the target % recovery ranges or % difference value that the laboratory has historically determined as normal for the method and analyte being reported. Successful QC Sample analysis will target all analytes recovered or duplicated within these ranges.
Qualifier	This column provides a letter and/or number designation that corresponds to additional information concerning the result reported. If a Qualifier is present, a definition per Qualifier is provided within the Glossary and Definitions page and potentially a discussion of possible implications of the Qualifier in the Case Narrative if applicable.
Result	The actual analytical final result (corrected for any sample specific characteristics) reported for your sample. If there was no measurable result returned for a specific analyte, the result in this column may state "ND" (Not Detected) or "BDL" (Below Detectable Levels). The information in the results column should always be accompanied by either an MDL (Method Detection Limit) or RDL (Reporting Detection Limit) that defines the lowest value that the laboratory could detect or report for this analyte.
Uncertainty (Radiochemistry)	Confidence level of 2 sigma.
U (Radiochemistry)	Result + Error < MDA.
J (Radiochemistry)	Result < MDA; Result + Error > MDA.
Case Narrative (Cn)	A brief discussion about the included sample results, including a discussion of any non-conformances to protocol observed either at sample receipt by the laboratory from the field or during the analytical process. If present, there will be a section in the Case Narrative to discuss the meaning of any data qualifiers used in the report.
Quality Control Summary (Qc)	This section of the report includes the results of the laboratory quality control analyses required by procedure or analytical methods to assist in evaluating the validity of the results reported for your samples. These analyses are not being performed on your samples typically, but on laboratory generated material.
Sample Chain of Custody (Sc)	This is the document created in the field when your samples were initially collected. This is used to verify the time and date of collection, the person collecting the samples, and the analyses that the laboratory is requested to perform. This chain of custody also documents all persons (excluding commercial shippers) that have had control or possession of the samples from the time of collection until delivery to the laboratory for analysis.
Sample Results (Sr)	This section of your report will provide the results of all testing performed on your samples. These results are provided by sample ID and are separated by the analyses performed on each sample. The header line of each analysis section for each sample will provide the name and method number for the analysis reported.
Sample Summary (Ss)	This section of the Analytical Report defines the specific analyses performed for each sample ID, including the dates and times of preparation and/or analysis.

Qualifier Description

J	The identification of the analyte is acceptable; the reported value is an estimate.
---	---

1 Cp

2 Tc

3 Ss

4 Cn

5 Sr

6 Qc

7 Gl

8 Al

9 Sc

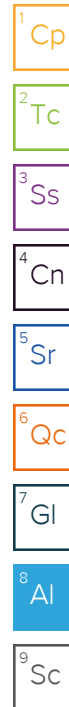
Pace Analytical National 12065 Lebanon Rd Mount Juliet, TN 37122



Alabama	40660	Nebraska	NE-OS-15-05
Alaska	17-026	Nevada	TN000032021-1
Arizona	AZ0612	New Hampshire	2975
Arkansas	88-0469	New Jersey-NELAP	TN002
California	2932	New Mexico ¹	TN00003
Colorado	TN00003	New York	11742
Connecticut	PH-0197	North Carolina	Env375
Florida	E87487	North Carolina ¹	DW21704
Georgia	NELAP	North Carolina ³	41
Georgia ¹	923	North Dakota	R-140
Idaho	TN00003	Ohio-VAP	CL0069
Illinois	200008	Oklahoma	9915
Indiana	C-TN-01	Oregon	TN200002
Iowa	364	Pennsylvania	68-02979
Kansas	E-10277	Rhode Island	LA000356
Kentucky ^{1,6}	KY90010	South Carolina	84004002
Kentucky ²	16	South Dakota	n/a
Louisiana	AI30792	Tennessee ^{1,4}	2006
Louisiana	LA018	Texas	T104704245-20-18
Maine	TN00003	Texas ⁵	LAB0152
Maryland	324	Utah	TN000032021-11
Massachusetts	M-TN003	Vermont	VT2006
Michigan	9958	Virginia	110033
Minnesota	047-999-395	Washington	C847
Mississippi	TN00003	West Virginia	233
Missouri	340	Wisconsin	998093910
Montana	CERT0086	Wyoming	A2LA
A2LA – ISO 17025	1461.01	AIHA-LAP,LLC EMLAP	100789
A2LA – ISO 17025 ⁵	1461.02	DOD	1461.01
Canada	1461.01	USDA	P330-15-00234
EPA-Crypto	TN00003		


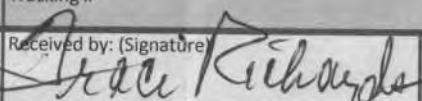
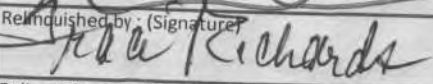
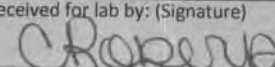
¹ Drinking Water ² Underground Storage Tanks ³ Aquatic Toxicity ⁴ Chemical/Microbiological ⁵ Mold ⁶ Wastewater n/a Accreditation not applicable

* Not all certifications held by the laboratory are applicable to the results reported in the attached report.

* Accreditation is only applicable to the test methods specified on each scope of accreditation held by Pace Analytical.



Company Name/Address: Plains All American Pipeline - ETECH PO Box 62228 Midland, TX 79711		Billing Information: Accounts Payable 333 Clay St Suite 1600 Houston, TX 77002		Pres Chk		Analysis / Container / Preservative										Chain of Custody Page <u>1</u> of <u>1</u>									
Report to: Kimble Thrash 432-894-9996		Email To: karolanne.hudgens@plains.com; camille.bryant@plains.com; chane@etechev.com; kimble@etechev.com		Please Circle: PT MT CT ET		BTEX 40ml/Amb-HCl										 MT JULIET, TN 12065 Lebanon Rd Mount Juliet, TN 37122 Submitting a sample via this chain of custody constitutes acknowledgment and acceptance of the Pace Terms and Conditions found at: https://info.pacelabs.com/hubfs/pas-standard-terms.pdf									
Project Description: SRS 2009-084		City/State Collected: NM		Regulatory Program(DOD,RCRA,DW,etc):														Client Project # SRS 2009-084		Lab Project # PLAINSETECH-20011122		SDG # 1870027		F032	
Collected by (print): Kimble Thrash		Site/Facility ID # SRS 2009-084		P.O. # SRS 2009-084														Acctnum: PLAINSETECH		Template: T275312		Prelogin: P1157731		PM: 829 - Brittnie L Boyd	
Collected by (signature):  Immediately Packed on Ice N <u> </u> Y <u> </u>		Rush? (Lab MUST Be Notified) ___ Same Day ___ Five Day ___ Next Day ___ 5 Day (Rad Only) ___ Two Day ___ 10 Day (Rad Only) ___ Three Day <input checked="" type="checkbox"/> STD TAT		Quote #														Date Results Needed		No. of Cntrs		Shipped Via: FedEX Ground		Remarks Sample # (lab only)	
Sample ID	Comp/Grab	Matrix *	Depth	Date	Time																				
MW-2	Grab	GW		06/12/2025	1215	3	3						-01												
MW-4	Grab	GW		06/12/2025	1420	3	3						-02												
MW-5	Grab	GW		06/12/2025	1545	3	3						-03												
DUP-1	Grab	GW		06/12/2025	1546	3	3						-04												

* Matrix: SS - Soil AIR - Air F - Filter GW - Groundwater B - Bioassay WW - WasteWater DW - Drinking Water OT - Other _____		Remarks: pH _____ Temp _____ Flow _____ Other _____		Samples returned via: ___ UPS ___ FedEx ___ Courier _____		Tracking #		Sample Receipt Checklist COC Seal Present/Intact: <input checked="" type="checkbox"/> Y <input type="checkbox"/> N COC Signed/Accurate: <input checked="" type="checkbox"/> Y <input type="checkbox"/> N Bottles arrive intact: <input checked="" type="checkbox"/> Y <input type="checkbox"/> N Correct bottles used: <input checked="" type="checkbox"/> Y <input type="checkbox"/> N Sufficient volume sent: <input checked="" type="checkbox"/> Y <input type="checkbox"/> N If Applicable VOA Zero Headspace: <input type="checkbox"/> Y <input type="checkbox"/> N Preservation Correct/Checked: <input type="checkbox"/> Y <input type="checkbox"/> N RAD Screen <0.5 mR/hr: <input checked="" type="checkbox"/> Y <input type="checkbox"/> N	
Relinquished by: (Signature) 		Date: 6/13/25		Time: 10:55		Received by: (Signature) 		Trip Blank Received: Yes/No HCL/MeOH TBR	
Relinquished by: (Signature) 		Date: 6/13/25		Time: 11:15		Received by: (Signature)		Temp: 0.810.41.5 11.5	
Relinquished by: (Signature)		Date:		Time:		Received for lab by: (Signature) 		Date: 06.14.25 Time: 0800	
						Hold:		Condition: NCF / <input checked="" type="checkbox"/>	



ANALYTICAL REPORT

September 19, 2025

- 1 Cp
- 2 Tc
- 3 Ss
- 4 Cn
- 5 Sr
- 6 Qc
- 7 Gl
- 8 Al
- 9 Sc

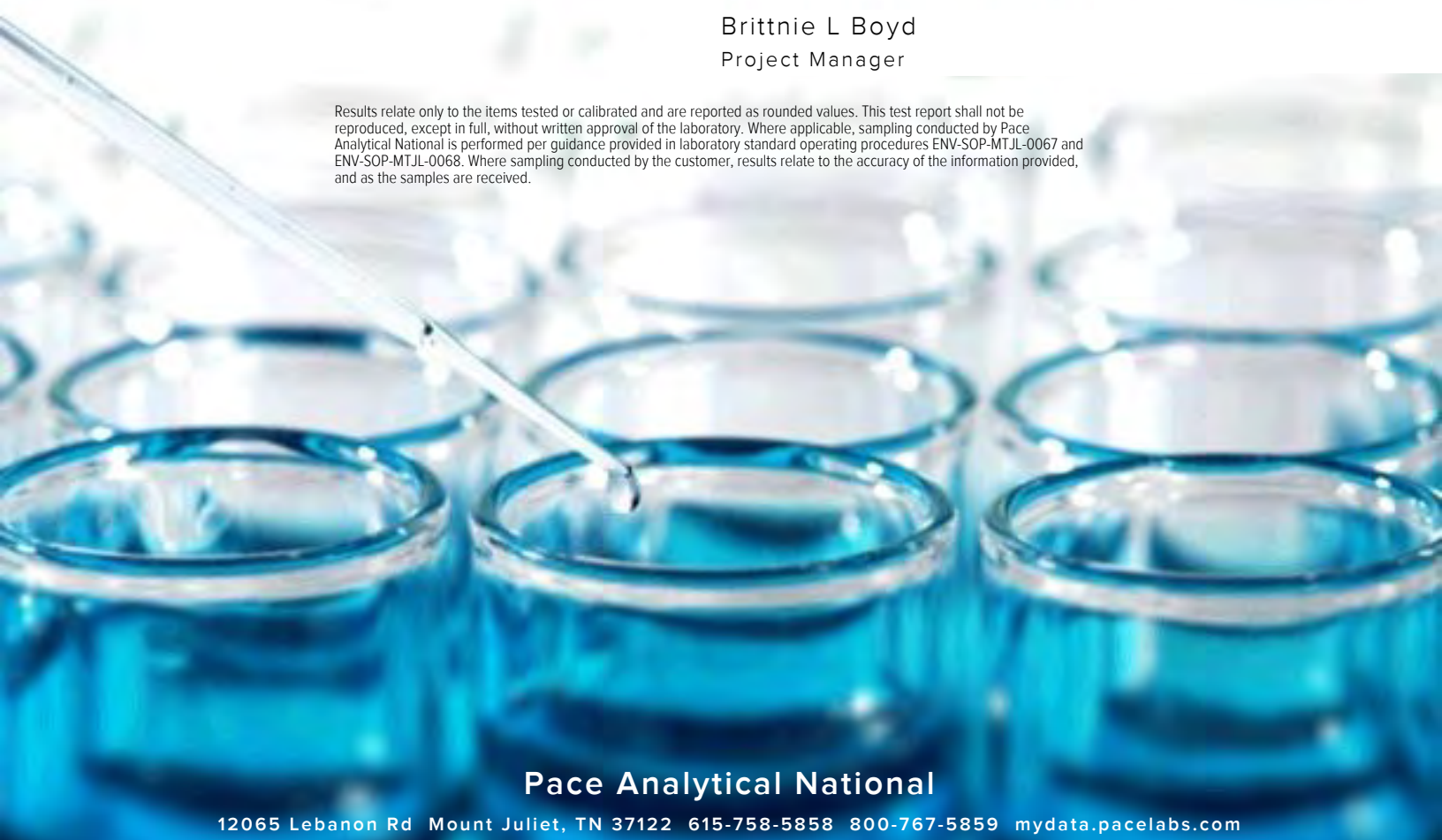
Plains All American Pipeline - ETECH

Sample Delivery Group: L1898168
 Samples Received: 09/13/2025
 Project Number: SRS 2009-084
 Description: SRS 2009-084
 Site: SRS 2009-084
 Report To: Kimble Thrash
 PO Box 62228
 Midland, TX 79711

Entire Report Reviewed By:










Brittnie L Boyd
Project Manager

Results relate only to the items tested or calibrated and are reported as rounded values. This test report shall not be reproduced, except in full, without written approval of the laboratory. Where applicable, sampling conducted by Pace Analytical National is performed per guidance provided in laboratory standard operating procedures ENV-SOP-MTJL-0067 and ENV-SOP-MTJL-0068. Where sampling conducted by the customer, results relate to the accuracy of the information provided, and as the samples are received.



Pace Analytical National

12065 Lebanon Rd Mount Juliet, TN 37122 615-758-5858 800-767-5859 mydata.pacelabs.com

Cp: Cover Page	1	
Tc: Table of Contents	2	
Ss: Sample Summary	3	
Cn: Case Narrative	4	
Sr: Sample Results	5	
MW-2 L1898168-01	5	
MW-3 L1898168-02	6	
MW-4 L1898168-03	7	
MW-5 L1898168-04	8	
MW-6 L1898168-05	9	
DUP-1 L1898168-06	10	
Qc: Quality Control Summary	11	
Volatile Organic Compounds (GC) by Method 8021B	11	
Gl: Glossary of Terms	12	
Al: Accreditations & Locations	13	
Sc: Sample Chain of Custody	14	

MW-2 L1898168-01

Collected by
Kimble Thrash

Collected date/time
09/11/25 10:50

Received date/time
09/13/25 08:00

Method	Batch	Dilution	Preparation date/time	Analysis date/time	Analyst	Location
Volatile Organic Compounds (GC) by Method 8021B	WG2602176	1	09/17/25 03:07	09/17/25 03:07	DWR	Mt. Juliet, TN

1 Cp

2 Tc

3 Ss

MW-3 L1898168-02

Collected by
Kimble Thrash

Collected date/time
09/11/25 13:55

Received date/time
09/13/25 08:00

Method	Batch	Dilution	Preparation date/time	Analysis date/time	Analyst	Location
Volatile Organic Compounds (GC) by Method 8021B	WG2602176	1	09/17/25 03:29	09/17/25 03:29	DWR	Mt. Juliet, TN

4 Cn

5 Sr

MW-4 L1898168-03

Collected by
Kimble Thrash

Collected date/time
09/11/25 15:25

Received date/time
09/13/25 08:00

Method	Batch	Dilution	Preparation date/time	Analysis date/time	Analyst	Location
Volatile Organic Compounds (GC) by Method 8021B	WG2602176	1	09/17/25 03:51	09/17/25 03:51	DWR	Mt. Juliet, TN

6 Qc

7 Gl

MW-5 L1898168-04

Collected by
Kimble Thrash

Collected date/time
09/11/25 16:50

Received date/time
09/13/25 08:00

Method	Batch	Dilution	Preparation date/time	Analysis date/time	Analyst	Location
Volatile Organic Compounds (GC) by Method 8021B	WG2602176	1	09/17/25 04:13	09/17/25 04:13	DWR	Mt. Juliet, TN

8 Al

9 Sc

MW-6 L1898168-05

Collected by
Kimble Thrash

Collected date/time
09/11/25 12:25

Received date/time
09/13/25 08:00

Method	Batch	Dilution	Preparation date/time	Analysis date/time	Analyst	Location
Volatile Organic Compounds (GC) by Method 8021B	WG2602176	1	09/17/25 04:35	09/17/25 04:35	DWR	Mt. Juliet, TN

DUP-1 L1898168-06

Collected by
Kimble Thrash

Collected date/time
09/11/25 16:51

Received date/time
09/13/25 08:00

Method	Batch	Dilution	Preparation date/time	Analysis date/time	Analyst	Location
Volatile Organic Compounds (GC) by Method 8021B	WG2602176	1	09/17/25 04:57	09/17/25 04:57	DWR	Mt. Juliet, TN

All sample aliquots were received at the correct temperature, in the proper containers, with the appropriate preservatives, and within method specified holding times, unless qualified or notated within the report. Where applicable, all MDL (LOD) and RDL (LOQ) values reported for environmental samples have been corrected for the dilution factor used in the analysis. All Method and Batch Quality Control are within established criteria except where addressed in this case narrative, a non-conformance form or properly qualified within the sample results. By my digital signature below, I affirm to the best of my knowledge, all problems/anomalies observed by the laboratory as having the potential to affect the quality of the data have been identified by the laboratory, and no information or data have been knowingly withheld that would affect the quality of the data.



Brittnie L Boyd
Project Manager

¹ Cp

² Tc

³ Ss

⁴ Cn

⁵ Sr

⁶ Qc

⁷ Gl

⁸ Al

⁹ Sc

Collected date/time: 09/11/25 10:50

L1898168

Volatile Organic Compounds (GC) by Method 8021B

Analyte	Result	Qualifier	MDL	RDL	Dilution	Analysis	Batch
	mg/l		mg/l	mg/l		date / time	
Benzene	U		0.000190	0.000500	1	09/17/2025 03:07	WG2602176
Toluene	U		0.000412	0.00100	1	09/17/2025 03:07	WG2602176
Ethylbenzene	U		0.000160	0.000500	1	09/17/2025 03:07	WG2602176
Total Xylene	U		0.000510	0.00150	1	09/17/2025 03:07	WG2602176
(S) a,a,a-Trifluorotoluene(PID)	114			79.0-125		09/17/2025 03:07	WG2602176

- 1 Cp
- 2 Tc
- 3 Ss
- 4 Cn
- 5 Sr
- 6 Qc
- 7 Gl
- 8 Al
- 9 Sc

Collected date/time: 09/11/25 13:55

L1898168

Volatile Organic Compounds (GC) by Method 8021B

Analyte	Result mg/l	Qualifier	MDL mg/l	RDL mg/l	Dilution	Analysis date / time	Batch
Benzene	U		0.000190	0.000500	1	09/17/2025 03:29	WG2602176
Toluene	0.000428	J	0.000412	0.00100	1	09/17/2025 03:29	WG2602176
Ethylbenzene	U		0.000160	0.000500	1	09/17/2025 03:29	WG2602176
Total Xylene	U		0.000510	0.00150	1	09/17/2025 03:29	WG2602176
(S) a,a,a-Trifluorotoluene(PID)	113			79.0-125		09/17/2025 03:29	WG2602176

- 1 Cp
- 2 Tc
- 3 Ss
- 4 Cn
- 5 Sr
- 6 Qc
- 7 Gl
- 8 Al
- 9 Sc

Collected date/time: 09/11/25 15:25

L1898168

Volatile Organic Compounds (GC) by Method 8021B

Analyte	Result mg/l	Qualifier	MDL mg/l	RDL mg/l	Dilution	Analysis date / time	Batch
Benzene	U		0.000190	0.000500	1	09/17/2025 03:51	WG2602176
Toluene	0.000719	J	0.000412	0.00100	1	09/17/2025 03:51	WG2602176
Ethylbenzene	U		0.000160	0.000500	1	09/17/2025 03:51	WG2602176
Total Xylene	U		0.000510	0.00150	1	09/17/2025 03:51	WG2602176
(S) a,a,a-Trifluorotoluene(PID)	112			79.0-125		09/17/2025 03:51	WG2602176

- 1 Cp
- 2 Tc
- 3 Ss
- 4 Cn
- 5 Sr
- 6 Qc
- 7 Gl
- 8 Al
- 9 Sc

Collected date/time: 09/11/25 16:50

L1898168

Volatile Organic Compounds (GC) by Method 8021B

Analyte	Result	Qualifier	MDL	RDL	Dilution	Analysis	Batch
	mg/l		mg/l	mg/l		date / time	
Benzene	U		0.000190	0.000500	1	09/17/2025 04:13	WG2602176
Toluene	U		0.000412	0.00100	1	09/17/2025 04:13	WG2602176
Ethylbenzene	U		0.000160	0.000500	1	09/17/2025 04:13	WG2602176
Total Xylene	U		0.000510	0.00150	1	09/17/2025 04:13	WG2602176
(S) a,a,a-Trifluorotoluene(PID)	114			79.0-125		09/17/2025 04:13	WG2602176

- 1 Cp
- 2 Tc
- 3 Ss
- 4 Cn
- 5 Sr
- 6 Qc
- 7 Gl
- 8 Al
- 9 Sc

Collected date/time: 09/11/25 12:25

L1898168

Volatile Organic Compounds (GC) by Method 8021B

Analyte	Result	Qualifier	MDL	RDL	Dilution	Analysis	Batch
	mg/l		mg/l	mg/l		date / time	
Benzene	U		0.000190	0.000500	1	09/17/2025 04:35	WG2602176
Toluene	U		0.000412	0.00100	1	09/17/2025 04:35	WG2602176
Ethylbenzene	U		0.000160	0.000500	1	09/17/2025 04:35	WG2602176
Total Xylene	U		0.000510	0.00150	1	09/17/2025 04:35	WG2602176
(S) a,a,a-Trifluorotoluene(PID)	114			79.0-125		09/17/2025 04:35	WG2602176

- 1 Cp
- 2 Tc
- 3 Ss
- 4 Cn
- 5 Sr
- 6 Qc
- 7 Gl
- 8 Al
- 9 Sc

Collected date/time: 09/11/25 16:51

L1898168

Volatile Organic Compounds (GC) by Method 8021B

Analyte	Result	Qualifier	MDL	RDL	Dilution	Analysis	Batch
	mg/l		mg/l	mg/l		date / time	
Benzene	U		0.000190	0.000500	1	09/17/2025 04:57	WG2602176
Toluene	U		0.000412	0.00100	1	09/17/2025 04:57	WG2602176
Ethylbenzene	U		0.000160	0.000500	1	09/17/2025 04:57	WG2602176
Total Xylene	U		0.000510	0.00150	1	09/17/2025 04:57	WG2602176
(S) a,a,a-Trifluorotoluene(PID)	113			79.0-125		09/17/2025 04:57	WG2602176

- 1 Cp
- 2 Tc
- 3 Ss
- 4 Cn
- 5 Sr
- 6 Qc
- 7 Gl
- 8 Al
- 9 Sc

Volatile Organic Compounds (GC) by Method 8021B

[L1898168-01,02,03,04,05,06](#)

Method Blank (MB)

(MB) R4274597-3 09/17/25 01:16

Analyte	MB Result	MB Qualifier	MB MDL	MB RDL
	mg/l		mg/l	mg/l
Benzene	U		0.000190	0.000500
Toluene	U		0.000412	0.00100
Ethylbenzene	U		0.000160	0.000500
Total Xylene	U		0.000510	0.00150
(S) a,a,a-Trifluorotoluene(PID)	113			79.0-125

1 Cp

2 Tc

3 Ss

4 Cn

5 Sr

Laboratory Control Sample (LCS)

(LCS) R4274597-1 09/16/25 23:58

Analyte	Spike Amount	LCS Result	LCS Rec.	Rec. Limits	LCS Qualifier
	mg/l	mg/l	%	%	
Benzene	0.0500	0.0488	97.6	77.0-122	
Toluene	0.0500	0.0492	98.4	80.0-121	
Ethylbenzene	0.0500	0.0489	97.8	80.0-123	
Total Xylene	0.150	0.143	95.3	47.0-154	
(S) a,a,a-Trifluorotoluene(PID)			112	79.0-125	

6 Qc

7 Gl

8 Al

9 Sc

Guide to Reading and Understanding Your Laboratory Report

The information below is designed to better explain the various terms used in your report of analytical results from the Laboratory. This is not intended as a comprehensive explanation, and if you have additional questions please contact your project representative.

Results Disclaimer - Information that may be provided by the customer, and contained within this report, include Permit Limits, Project Name, Sample ID, Sample Matrix, Sample Preservation, Field Blanks, Field Spikes, Field Duplicates, On-Site Data, Sampling Collection Dates/Times, and Sampling Location. Results relate to the accuracy of this information provided, and as the samples are received.

Abbreviations and Definitions

MDL	Method Detection Limit.
RDL	Reported Detection Limit.
Rec.	Recovery.
RPD	Relative Percent Difference.
SDG	Sample Delivery Group.
(S)	Surrogate (Surrogate Standard) - Analytes added to every blank, sample, Laboratory Control Sample/Duplicate and Matrix Spike/Duplicate; used to evaluate analytical efficiency by measuring recovery. Surrogates are not expected to be detected in all environmental media.
U	Not detected at the Reporting Limit (or MDL where applicable).
Analyte	The name of the particular compound or analysis performed. Some Analyses and Methods will have multiple analytes reported.
Dilution	If the sample matrix contains an interfering material, the sample preparation volume or weight values differ from the standard, or if concentrations of analytes in the sample are higher than the highest limit of concentration that the laboratory can accurately report, the sample may be diluted for analysis. If a value different than 1 is used in this field, the result reported has already been corrected for this factor.
Limits	These are the target % recovery ranges or % difference value that the laboratory has historically determined as normal for the method and analyte being reported. Successful QC Sample analysis will target all analytes recovered or duplicated within these ranges.
Qualifier	This column provides a letter and/or number designation that corresponds to additional information concerning the result reported. If a Qualifier is present, a definition per Qualifier is provided within the Glossary and Definitions page and potentially a discussion of possible implications of the Qualifier in the Case Narrative if applicable.
Result	The actual analytical final result (corrected for any sample specific characteristics) reported for your sample. If there was no measurable result returned for a specific analyte, the result in this column may state "ND" (Not Detected) or "BDL" (Below Detectable Levels). The information in the results column should always be accompanied by either an MDL (Method Detection Limit) or RDL (Reporting Detection Limit) that defines the lowest value that the laboratory could detect or report for this analyte.
Uncertainty (Radiochemistry)	Confidence level of 2 sigma.
U (Radiochemistry)	Result + Error < MDA.
J (Radiochemistry)	Result < MDA; Result + Error > MDA.
Case Narrative (Cn)	A brief discussion about the included sample results, including a discussion of any non-conformances to protocol observed either at sample receipt by the laboratory from the field or during the analytical process. If present, there will be a section in the Case Narrative to discuss the meaning of any data qualifiers used in the report.
Quality Control Summary (Qc)	This section of the report includes the results of the laboratory quality control analyses required by procedure or analytical methods to assist in evaluating the validity of the results reported for your samples. These analyses are not being performed on your samples typically, but on laboratory generated material.
Sample Chain of Custody (Sc)	This is the document created in the field when your samples were initially collected. This is used to verify the time and date of collection, the person collecting the samples, and the analyses that the laboratory is requested to perform. This chain of custody also documents all persons (excluding commercial shippers) that have had control or possession of the samples from the time of collection until delivery to the laboratory for analysis.
Sample Results (Sr)	This section of your report will provide the results of all testing performed on your samples. These results are provided by sample ID and are separated by the analyses performed on each sample. The header line of each analysis section for each sample will provide the name and method number for the analysis reported.
Sample Summary (Ss)	This section of the Analytical Report defines the specific analyses performed for each sample ID, including the dates and times of preparation and/or analysis.

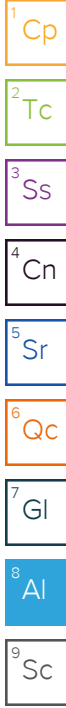
- 1 Cp
- 2 Tc
- 3 Ss
- 4 Cn
- 5 Sr
- 6 Qc
- 7 Gl
- 8 Al
- 9 Sc

Qualifier Description

J	The identification of the analyte is acceptable; the reported value is an estimate.
---	---

Pace Analytical National 12065 Lebanon Rd Mount Juliet, TN 37122

Alabama	40660	Nebraska	NE-OS-15-05
Alaska	17-026	Nevada	TN000032021-1
Arizona	AZ0612	New Hampshire	2975
Arkansas	88-0469	New Jersey-NELAP	TN002
California	2932	New Mexico ¹	TN00003
Colorado	TN00003	New York	11742
Connecticut	PH-0197	North Carolina	Env375
Florida	E87487	North Carolina ¹	DW21704
Georgia	NELAP	North Carolina ³	41
Georgia ¹	923	North Dakota	R-140
Idaho	TN00003	Ohio-VAP	CL0069
Illinois	200008	Oklahoma	9915
Indiana	C-TN-01	Oregon	TN200002
Iowa	364	Pennsylvania	68-02979
Kansas	E-10277	Rhode Island	LA000356
Kentucky ^{1,6}	KY90010	South Carolina	84004002
Kentucky ²	16	South Dakota	n/a
Louisiana	AI30792	Tennessee ^{1,4}	2006
Louisiana	LA018	Texas	T104704245-20-18
Maine	TN00003	Texas ⁵	LAB0152
Maryland	324	Utah	TN000032021-11
Massachusetts	M-TN003	Vermont	VT2006
Michigan	9958	Virginia	110033
Minnesota	047-999-395	Washington	C847
Mississippi	TN00003	West Virginia	233
Missouri	340	Wisconsin	998093910
Montana	CERT0086	Wyoming	A2LA
A2LA – ISO 17025	1461.01	AIHA-LAP,LLC EMLAP	100789
A2LA – ISO 17025 ⁵	1461.02	DOD	1461.01
Canada	1461.01	USDA	P330-15-00234
EPA-Crypto	TN00003		



¹ Drinking Water ² Underground Storage Tanks ³ Aquatic Toxicity ⁴ Chemical/Microbiological ⁵ Mold ⁶ Wastewater n/a Accreditation not applicable

* Not all certifications held by the laboratory are applicable to the results reported in the attached report.

* Accreditation is only applicable to the test methods specified on each scope of accreditation held by Pace Analytical.



ANALYTICAL REPORT

December 30, 2025

- 1 Cp
- 2 Tc
- 3 Ss
- 4 Cn
- 5 Sr
- 6 Qc
- 7 Gl
- 8 Al
- 9 Sc

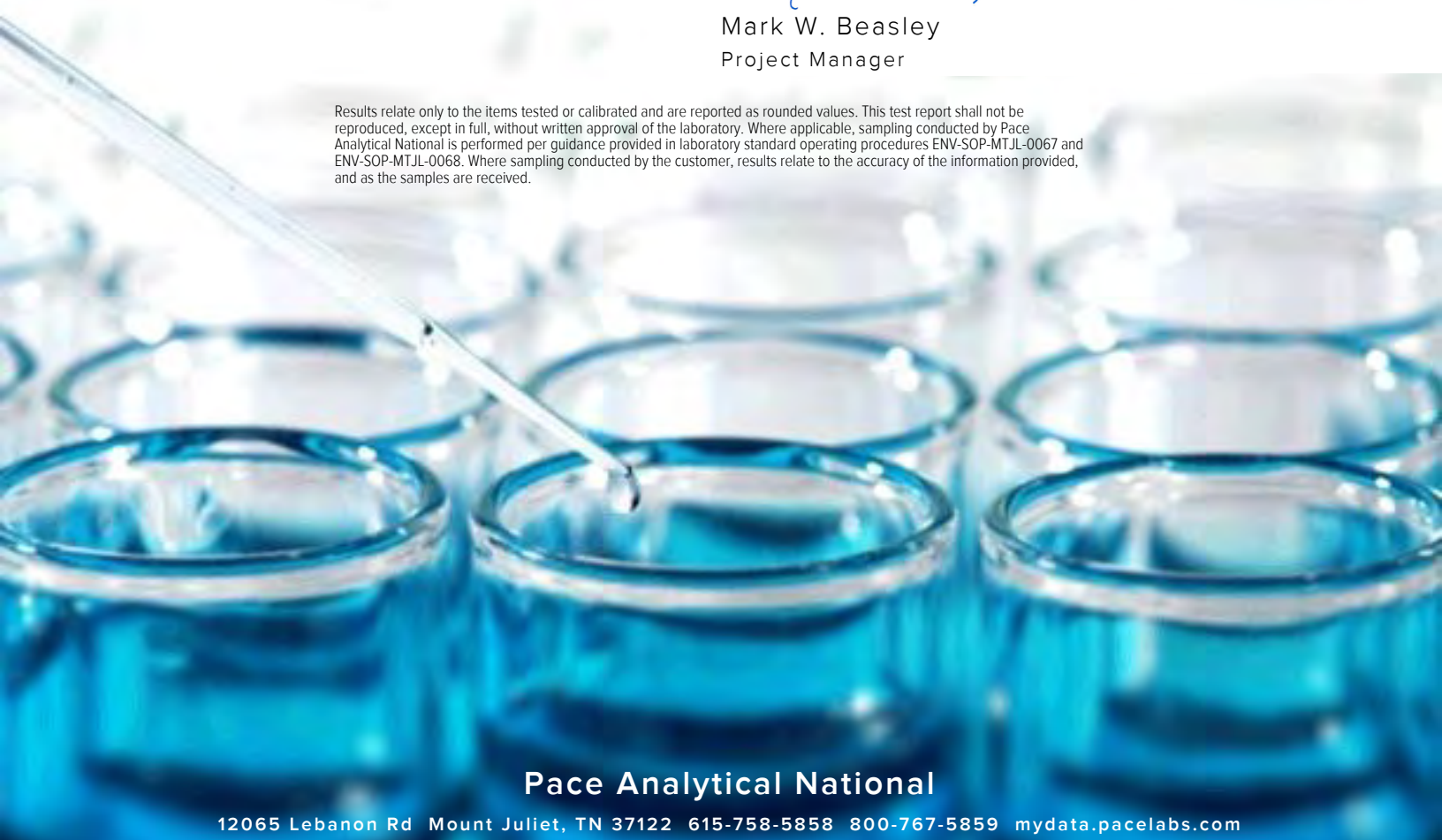
Plains All American Pipeline - ETECH

Sample Delivery Group: L1930371
 Samples Received: 12/20/2025
 Project Number: SRS 2009-084
 Description:
 Site: SRS 2009-084
 Report To: Kimble Thrash
 PO Box 62228
 Midland, TX 79711

Entire Report Reviewed By:

Mark W. Beasley
Project Manager

Results relate only to the items tested or calibrated and are reported as rounded values. This test report shall not be reproduced, except in full, without written approval of the laboratory. Where applicable, sampling conducted by Pace Analytical National is performed per guidance provided in laboratory standard operating procedures ENV-SOP-MTJL-0067 and ENV-SOP-MTJL-0068. Where sampling conducted by the customer, results relate to the accuracy of the information provided, and as the samples are received.



Pace Analytical National

12065 Lebanon Rd Mount Juliet, TN 37122 615-758-5858 800-767-5859 mydata.pacelabs.com

Cp: Cover Page	1	¹ Cp
Tc: Table of Contents	2	
Ss: Sample Summary	3	² Tc
Cn: Case Narrative	4	
Sr: Sample Results	5	³ Ss
MW-2 L1930371-01	5	
MW-4 L1930371-02	6	⁴ Cn
MW-5 L1930371-03	7	⁵ Sr
DUP-1 L1930371-04	8	
Qc: Quality Control Summary	9	⁶ Qc
Volatile Organic Compounds (GC) by Method 8021B	9	
Gl: Glossary of Terms	10	⁷ Gl
Al: Accreditations & Locations	11	⁸ Al
Sc: Sample Chain of Custody	12	⁹ Sc

MW-2 L1930371-01

Collected by Robert Peters
 Collected date/time 12/18/25 16:45
 Received date/time 12/20/25 08:00

Method	Batch	Dilution	Preparation date/time	Analysis date/time	Analyst	Location
Volatile Organic Compounds (GC) by Method 8021B	WG2663137	1	12/21/25 17:16	12/21/25 17:16	DWR	Mt. Juliet, TN

1 Cp

2 Tc

MW-4 L1930371-02

Collected by Robert Peters
 Collected date/time 12/18/25 17:00
 Received date/time 12/20/25 08:00

Method	Batch	Dilution	Preparation date/time	Analysis date/time	Analyst	Location
Volatile Organic Compounds (GC) by Method 8021B	WG2663137	1	12/21/25 17:38	12/21/25 17:38	DWR	Mt. Juliet, TN

3 Ss

4 Cn

5 Sr

MW-5 L1930371-03

Collected by Robert Peters
 Collected date/time 12/18/25 17:30
 Received date/time 12/20/25 08:00

Method	Batch	Dilution	Preparation date/time	Analysis date/time	Analyst	Location
Volatile Organic Compounds (GC) by Method 8021B	WG2663137	1	12/21/25 18:01	12/21/25 18:01	DWR	Mt. Juliet, TN

6 Qc

7 Gl

8 Al

DUP-1 L1930371-04

Collected by Robert Peters
 Collected date/time 12/18/25 17:31
 Received date/time 12/20/25 08:00

Method	Batch	Dilution	Preparation date/time	Analysis date/time	Analyst	Location
Volatile Organic Compounds (GC) by Method 8021B	WG2663137	1	12/21/25 18:23	12/21/25 18:23	DWR	Mt. Juliet, TN

9 Sc

All sample aliquots were received at the correct temperature, in the proper containers, with the appropriate preservatives, and within method specified holding times, unless qualified or notated within the report. Where applicable, all MDL (LOD) and RDL (LOQ) values reported for environmental samples have been corrected for the dilution factor used in the analysis. All Method and Batch Quality Control are within established criteria except where addressed in this case narrative, a non-conformance form or properly qualified within the sample results. By my digital signature below, I affirm to the best of my knowledge, all problems/anomalies observed by the laboratory as having the potential to affect the quality of the data have been identified by the laboratory, and no information or data have been knowingly withheld that would affect the quality of the data.

Mark W. Beasley
Project Manager

- ¹ Cp
- ² Tc
- ³ Ss
- ⁴ Cn
- ⁵ Sr
- ⁶ Qc
- ⁷ Gl
- ⁸ Al
- ⁹ Sc

Collected date/time: 12/18/25 16:45

L1930371

Volatile Organic Compounds (GC) by Method 8021B

Analyte	Result	Qualifier	MDL	RDL	Dilution	Analysis	Batch
	mg/l		mg/l	mg/l		date / time	
Benzene	U		0.000190	0.000500	1	12/21/2025 17:16	WG2663137
Toluene	U		0.000412	0.00100	1	12/21/2025 17:16	WG2663137
Ethylbenzene	U		0.000160	0.000500	1	12/21/2025 17:16	WG2663137
Total Xylene	U		0.000510	0.00150	1	12/21/2025 17:16	WG2663137
(S) a,a,a-Trifluorotoluene(PID)	104			79.0-125		12/21/2025 17:16	WG2663137

- 1 Cp
- 2 Tc
- 3 Ss
- 4 Cn
- 5 Sr
- 6 Qc
- 7 Gl
- 8 Al
- 9 Sc

Collected date/time: 12/18/25 17:00

L1930371

Volatile Organic Compounds (GC) by Method 8021B

Analyte	Result mg/l	Qualifier	MDL mg/l	RDL mg/l	Dilution	Analysis date / time	Batch
Benzene	U		0.000190	0.000500	1	12/21/2025 17:38	WG2663137
Toluene	U		0.000412	0.00100	1	12/21/2025 17:38	WG2663137
Ethylbenzene	U		0.000160	0.000500	1	12/21/2025 17:38	WG2663137
Total Xylene	U		0.000510	0.00150	1	12/21/2025 17:38	WG2663137
(S) a,a,a-Trifluorotoluene(PID)	105			79.0-125		12/21/2025 17:38	WG2663137

- 1 Cp
- 2 Tc
- 3 Ss
- 4 Cn
- 5 Sr
- 6 Qc
- 7 Gl
- 8 Al
- 9 Sc

Collected date/time: 12/18/25 17:30

L1930371

Volatile Organic Compounds (GC) by Method 8021B

Analyte	Result	Qualifier	MDL	RDL	Dilution	Analysis	Batch
	mg/l		mg/l	mg/l		date / time	
Benzene	U		0.000190	0.000500	1	12/21/2025 18:01	WG2663137
Toluene	U		0.000412	0.00100	1	12/21/2025 18:01	WG2663137
Ethylbenzene	U		0.000160	0.000500	1	12/21/2025 18:01	WG2663137
Total Xylene	U		0.000510	0.00150	1	12/21/2025 18:01	WG2663137
(S) a,a,a-Trifluorotoluene(PID)	105			79.0-125		12/21/2025 18:01	WG2663137

- 1 Cp
- 2 Tc
- 3 Ss
- 4 Cn
- 5 Sr
- 6 Qc
- 7 Gl
- 8 Al
- 9 Sc

Collected date/time: 12/18/25 17:31

L1930371

Volatile Organic Compounds (GC) by Method 8021B

Analyte	Result	Qualifier	MDL	RDL	Dilution	Analysis	Batch
	mg/l		mg/l	mg/l		date / time	
Benzene	U		0.000190	0.000500	1	12/21/2025 18:23	WG2663137
Toluene	U		0.000412	0.00100	1	12/21/2025 18:23	WG2663137
Ethylbenzene	U		0.000160	0.000500	1	12/21/2025 18:23	WG2663137
Total Xylene	U		0.000510	0.00150	1	12/21/2025 18:23	WG2663137
(S) a,a,a-Trifluorotoluene(PID)	104			79.0-125		12/21/2025 18:23	WG2663137

- 1 Cp
- 2 Tc
- 3 Ss
- 4 Cn
- 5 Sr
- 6 Qc
- 7 Gl
- 8 Al
- 9 Sc

Volatile Organic Compounds (GC) by Method 8021B

[L1930371-01,02,03,04](#)

Method Blank (MB)

(MB) R4320240-4 12/21/25 12:17

Analyte	MB Result	MB Qualifier	MB MDL	MB RDL
	mg/l		mg/l	mg/l
Benzene	U		0.000190	0.000500
Toluene	U		0.000412	0.00100
Ethylbenzene	U		0.000160	0.000500
Total Xylene	U		0.000510	0.00150
(S) a,a,a-Trifluorotoluene(PID)	105			79.0-125

Laboratory Control Sample (LCS)

(LCS) R4320240-1 12/21/25 10:03

Analyte	Spike Amount	LCS Result	LCS Rec.	Rec. Limits	LCS Qualifier
	mg/l	mg/l	%	%	
Benzene	0.0500	0.0498	99.6	77.0-122	
Toluene	0.0500	0.0490	98.0	80.0-121	
Ethylbenzene	0.0500	0.0514	103	80.0-123	
Total Xylene	0.150	0.153	102	47.0-154	
(S) a,a,a-Trifluorotoluene(PID)			103	79.0-125	

1 Cp

2 Tc

3 Ss

4 Cn

5 Sr

6 Qc

7 Gl

8 Al

9 Sc

Guide to Reading and Understanding Your Laboratory Report

The information below is designed to better explain the various terms used in your report of analytical results from the Laboratory. This is not intended as a comprehensive explanation, and if you have additional questions please contact your project representative.

Results Disclaimer - Information that may be provided by the customer, and contained within this report, include Permit Limits, Project Name, Sample ID, Sample Matrix, Sample Preservation, Field Blanks, Field Spikes, Field Duplicates, On-Site Data, Sampling Collection Dates/Times, and Sampling Location. Results relate to the accuracy of this information provided, and as the samples are received.

Abbreviations and Definitions

MDL	Method Detection Limit.
RDL	Reported Detection Limit.
Rec.	Recovery.
RPD	Relative Percent Difference.
SDG	Sample Delivery Group.
(S)	Surrogate (Surrogate Standard) - Analytes added to every blank, sample, Laboratory Control Sample/Duplicate and Matrix Spike/Duplicate; used to evaluate analytical efficiency by measuring recovery. Surrogates are not expected to be detected in all environmental media.
U	Not detected at the Reporting Limit (or MDL where applicable).
Analyte	The name of the particular compound or analysis performed. Some Analyses and Methods will have multiple analytes reported.
Dilution	If the sample matrix contains an interfering material, the sample preparation volume or weight values differ from the standard, or if concentrations of analytes in the sample are higher than the highest limit of concentration that the laboratory can accurately report, the sample may be diluted for analysis. If a value different than 1 is used in this field, the result reported has already been corrected for this factor.
Limits	These are the target % recovery ranges or % difference value that the laboratory has historically determined as normal for the method and analyte being reported. Successful QC Sample analysis will target all analytes recovered or duplicated within these ranges.
Qualifier	This column provides a letter and/or number designation that corresponds to additional information concerning the result reported. If a Qualifier is present, a definition per Qualifier is provided within the Glossary and Definitions page and potentially a discussion of possible implications of the Qualifier in the Case Narrative if applicable.
Result	The actual analytical final result (corrected for any sample specific characteristics) reported for your sample. If there was no measurable result returned for a specific analyte, the result in this column may state "ND" (Not Detected) or "BDL" (Below Detectable Levels). The information in the results column should always be accompanied by either an MDL (Method Detection Limit) or RDL (Reporting Detection Limit) that defines the lowest value that the laboratory could detect or report for this analyte.
Uncertainty (Radiochemistry)	Confidence level of 2 sigma.
U (Radiochemistry)	Result + Error < MDA.
J (Radiochemistry)	Result < MDA; Result + Error > MDA.
Case Narrative (Cn)	A brief discussion about the included sample results, including a discussion of any non-conformances to protocol observed either at sample receipt by the laboratory from the field or during the analytical process. If present, there will be a section in the Case Narrative to discuss the meaning of any data qualifiers used in the report.
Quality Control Summary (Qc)	This section of the report includes the results of the laboratory quality control analyses required by procedure or analytical methods to assist in evaluating the validity of the results reported for your samples. These analyses are not being performed on your samples typically, but on laboratory generated material.
Sample Chain of Custody (Sc)	This is the document created in the field when your samples were initially collected. This is used to verify the time and date of collection, the person collecting the samples, and the analyses that the laboratory is requested to perform. This chain of custody also documents all persons (excluding commercial shippers) that have had control or possession of the samples from the time of collection until delivery to the laboratory for analysis.
Sample Results (Sr)	This section of your report will provide the results of all testing performed on your samples. These results are provided by sample ID and are separated by the analyses performed on each sample. The header line of each analysis section for each sample will provide the name and method number for the analysis reported.
Sample Summary (Ss)	This section of the Analytical Report defines the specific analyses performed for each sample ID, including the dates and times of preparation and/or analysis.

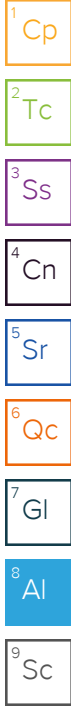
- 1 Cp
- 2 Tc
- 3 Ss
- 4 Cn
- 5 Sr
- 6 Qc
- 7 Gl
- 8 Al
- 9 Sc

Qualifier Description

The remainder of this page intentionally left blank, there are no qualifiers applied to this SDG.

Pace Analytical National 12065 Lebanon Rd Mount Juliet, TN 37122

Alabama	40660	Nebraska	NE-OS-15-05
Alaska	17-026	Nevada	TN000032021-1
Arizona	AZ0612	New Hampshire	2975
Arkansas	88-0469	New Jersey-NELAP	TN002
California	2932	New Mexico ¹	TN00003
Colorado	TN00003	New York	11742
Connecticut	PH-0197	North Carolina	Env375
Florida	E87487	North Carolina ¹	DW21704
Georgia	NELAP	North Carolina ³	41
Georgia ¹	923	North Dakota	R-140
Idaho	TN00003	Ohio-VAP	CL0069
Illinois	200008	Oklahoma	9915
Indiana	C-TN-01	Oregon	TN200002
Iowa	364	Pennsylvania	68-02979
Kansas	E-10277	Rhode Island	LA000356
Kentucky ^{1,6}	KY90010	South Carolina	84004002
Kentucky ²	16	South Dakota	n/a
Louisiana	AI30792	Tennessee ^{1,4}	2006
Louisiana	LA018	Texas	T104704245-20-18
Maine	TN00003	Texas ⁵	LAB0152
Maryland	324	Utah	TN000032021-11
Massachusetts	M-TN003	Vermont	VT2006
Michigan	9958	Virginia	110033
Minnesota	047-999-395	Washington	C847
Mississippi	TN00003	West Virginia	233
Missouri	340	Wisconsin	998093910
Montana	CERT0086	Wyoming	A2LA
A2LA – ISO 17025	1461.01	AIHA-LAP,LLC EMLAP	100789
A2LA – ISO 17025 ⁵	1461.02	DOD	1461.01
Canada	1461.01	USDA	P330-15-00234
EPA-Crypto	TN00003		



¹ Drinking Water ² Underground Storage Tanks ³ Aquatic Toxicity ⁴ Chemical/Microbiological ⁵ Mold ⁶ Wastewater n/a Accreditation not applicable

* Not all certifications held by the laboratory are applicable to the results reported in the attached report.

* Accreditation is only applicable to the test methods specified on each scope of accreditation held by Pace Analytical.

Company Name/Address:
Plains All American Pipeline - ETECH
 PO Box 62228
 Midland, TX 79711

Billing Information:
 Accounts Payable
 333 Clay St
 Suite 1600
 Houston, TX 77002

Report to:
Kimble Thrash 432-563-2200

Email To:
 kimble@etechnv.com; camille.bryant@plains.com

Project Description: _____ City/State Collected: **Monument, NM** Please Circle: PT MT CT ET

Regulatory Program (DOD, RCRA, DW, etc): _____ Client Project # **SRS 2009-084** Lab Project # **PLAINSETECH-2009084**

Collected by (print): **Robert Peters** Site/Facility ID # **SRS 2009-084** P.O. # **ENV-00**

Collected by (signature): *[Signature]* **Rush?** (Lab MUST Be Notified)

Immediately Packed on Ice N Y **Same Day** **Five Day** **Next Day** **5 Day (Rad Only)** **Two Day** **10 Day (Rad Only)** **Three Day** **STD TAT** Date Results Needed _____ No. of Cntrs _____

Sample ID	Comp/Grab	Matrix *	Depth	Date	Time	No. of Cntrs
MW-1		GW				RSP
MW-2	G	GW	N/A	12-18-25	16:45	3 X
MW-3		GW				RSP
MW-4	G	GW	N/A	12-18-25	17:00	3 X
MW-5	G	GW	N/A	12-18-25	17:30	3 X
MW-6		GW				RSP
DUP-1	G	GW	N/A	12-18-25	17:31	3 X
END OF LOC						

Analysis / Container / Preservative									
BTEX 40ml Amb-HCl									

Chain of Custody

Pace
 PEOPLE ADVANCING SCIENCE

MT JULIET, TN

12065 Lebanon Rd Mount Juliet, TN 37122
 Submitting a sample via this chain of custody constitutes acknowledgment and acceptance of the Pace Terms and Conditions found at: <https://info.pacelabs.com/subs/pas-standard-terms.pdf>

SDG # **1930371**

C020

Acctnum: **PLAINSETECH**
 Template: **T275312**
 Prelogin: **P1195663**
 PM: **829 - Brittanie L Boyd**
 PB: **12.5.25**
 Shipped Via: **FedEX Ground**

Remarks _____ Sample # (lab only) _____

- * Matrix:
- SS - Soil AIR - Air F - Filter
- GW - Groundwater B - Bioassay
- WW - WasteWater
- DW - Drinking Water
- OT - Other _____

Remarks: _____ pH _____ Temp _____

Flow _____ Other _____

Samples returned via: UPS FedEx Courier _____ Tracking # _____

Sample Receipt Checklist

COC Seal Present/Intact: NP Y N

COC Signed/Accurate: N

Bottles arrive intact: N

Correct bottles used: N

Sufficient volume sent: N

If Applicable

VOA Zero Headspace: Y N

Preservation Correct/Checked: Y N

RAD Screen <0.5 mR/hr: Y N

Relinquished by: (Signature) <i>[Signature]</i>	Date: 12-19-25	Time: 1100	Received by: (Signature) <i>[Signature]</i>	Trip Blank Received: Yes/No <input checked="" type="checkbox"/> HCL/MeOH TBR
Relinquished by: (Signature) <i>[Signature]</i>	Date: 12/19/25	Time: 11:30	Received by: (Signature) <i>[Signature]</i>	Temp: °C 12.9 Bottles Received: 2 If preservation required by Login: Date/Time
Relinquished by: (Signature) _____	Date: _____	Time: _____	Received for lab by: (Signature) <i>[Signature]</i>	Date: 12/20/26 0800

Hold: _____ Condition: NCF OK

Appendix C

Laboratory Analytical Reports - Air

**PERMIAN BASIN
ENVIRONMENTAL LAB, LP
1400 Rankin Hwy
Midland, TX 79701**



Analytical Report

Prepared for:

Kimble Thrash

E Tech Environmental & Safety Solutions, Inc. [1]

13000 West County Road 100

Odessa, TX 79765

Project: SRS 2009-084

Project Number: SRS 2009-084

Location: Lea County, NM

Lab Order Number: 5A23012



Current Certification

Report Date: 02/10/25

E Tech Environmental & Safety Solutions, Inc. [1]
13000 West County Road 100
Odessa TX, 79765

Project: SRS 2009-084
Project Number: SRS 2009-084
Project Manager: Kimble Thrash

ANALYTICAL REPORT FOR SAMPLES

Sample ID	Laboratory ID	Matrix	Date Sampled	Date Received
EFF-1 (012225)	5A23012-01	Air	01/22/25 15:35	01-23-2025 11:07

TO-15 analysis was subcontracted to A&B Houston. Their current certification can be found here:
https://www.tceq.texas.gov/assets/public/compliance/compliance_support/qa/labs/a&b_env.pdf

E Tech Environmental & Safety Solutions, Inc. [1]
 13000 West County Road 100
 Odessa TX, 79765

Project: SRS 2009-084
 Project Number: SRS 2009-084
 Project Manager: Kimble Thrash

EFF-1 (012225)
5A23012-01 (Air)

Analyte	Result	Reporting Limit	Units	Dilution	Batch	Prepared	Analyzed	Method	Notes
Permian Basin Environmental Lab, L.P.									
EPA TO-15									
1,1,1-Trichloroethane	ND	0.0250	ppm	1	P5B0616	01/24/25 00:00	01/24/25 00:00	TO-15	SUB-8
1,1,2,2-Tetrachloroethane	ND	0.0250	ppm	1	P5B0616	01/24/25 00:00	01/24/25 00:00	TO-15	SUB-8
1,1,2-Trichloro-1,2,2-Trifluoroethane	ND	0.0250	ppm	1	P5B0616	01/24/25 00:00	01/24/25 00:00	TO-15	SUB-8
1,1,2-Trichloroethane	ND	0.0250	ppm	1	P5B0616	01/24/25 00:00	01/24/25 00:00	TO-15	SUB-8
1,1-Dichloroethane	ND	0.0250	ppm	1	P5B0616	01/24/25 00:00	01/24/25 00:00	TO-15	SUB-8
1,1-Dichloroethene	ND	0.0250	ppm	1	P5B0616	01/24/25 00:00	01/24/25 00:00	TO-15	SUB-8
1,2,4-Trichlorobenzene	ND	0.0250	ppm	1	P5B0616	01/24/25 00:00	01/24/25 00:00	TO-15	SUB-8
1,2-Dibromoethane (EDB)	ND	0.0250	ppm	1	P5B0616	01/24/25 00:00	01/24/25 00:00	TO-15	SUB-8
1,2-Dichlorobenzene	ND	0.0250	ppm	1	P5B0616	01/24/25 00:00	01/24/25 00:00	TO-15	SUB-8
1,2-Dichloroethane	ND	0.0250	ppm	1	P5B0616	01/24/25 00:00	01/24/25 00:00	TO-15	SUB-8
1,2-Dichloropropane	ND	0.0250	ppm	1	P5B0616	01/24/25 00:00	01/24/25 00:00	TO-15	SUB-8
1,2-Dichlorotetrafluoroethane	ND	0.0250	ppm	1	P5B0616	01/24/25 00:00	01/24/25 00:00	TO-15	SUB-8
1,3-Butadiene	ND	0.0250	ppm	1	P5B0616	01/24/25 00:00	01/24/25 00:00	TO-15	SUB-8
1,3-Dichlorobenzene	ND	0.0250	ppm	1	P5B0616	01/24/25 00:00	01/24/25 00:00	TO-15	SUB-8
1,4-Dichlorobenzene	ND	0.0250	ppm	1	P5B0616	01/24/25 00:00	01/24/25 00:00	TO-15	SUB-8
2-Butanone	ND	0.0250	ppm	1	P5B0616	01/24/25 00:00	01/24/25 00:00	TO-15	SUB-8
4-Ethyltoluene	ND	0.0250	ppm	1	P5B0616	01/24/25 00:00	01/24/25 00:00	TO-15	SUB-8
Acetone	ND	0.0250	ppm	1	P5B0616	01/24/25 00:00	01/24/25 00:00	TO-15	SUB-8
Benzene	ND	0.0250	ppm	1	P5B0616	01/24/25 00:00	01/24/25 00:00	TO-15	SUB-8
Benzyl Chloride	ND	0.0250	ppm	1	P5B0616	01/24/25 00:00	01/24/25 00:00	TO-15	SUB-8
Bromodichloromethane	ND	0.0250	ppm	1	P5B0616	01/24/25 00:00	01/24/25 00:00	TO-15	SUB-8
Bromoform	ND	0.0250	ppm	1	P5B0616	01/24/25 00:00	01/24/25 00:00	TO-15	SUB-8
Bromomethane	ND	0.0250	ppm	1	P5B0616	01/24/25 00:00	01/24/25 00:00	TO-15	SUB-8
Carbon disulfide	ND	0.0250	ppm	1	P5B0616	01/24/25 00:00	01/24/25 00:00	TO-15	SUB-8
Carbon tetrachloride	ND	0.0250	ppm	1	P5B0616	01/24/25 00:00	01/24/25 00:00	TO-15	SUB-8
Chlorobenzene	ND	0.0250	ppm	1	P5B0616	01/24/25 00:00	01/24/25 00:00	TO-15	SUB-8
Chloroethane	ND	0.0250	ppm	1	P5B0616	01/24/25 00:00	01/24/25 00:00	TO-15	SUB-8
Chloroform	ND	0.0250	ppm	1	P5B0616	01/24/25 00:00	01/24/25 00:00	TO-15	SUB-8
Chloromethane	ND	0.0250	ppm	1	P5B0616	01/24/25 00:00	01/24/25 00:00	TO-15	SUB-8
cis-1,2-Dichloroethene	ND	0.0250	ppm	1	P5B0616	01/24/25 00:00	01/24/25 00:00	TO-15	SUB-8
cis-1,3-Dichloropropene	ND	0.0250	ppm	1	P5B0616	01/24/25 00:00	01/24/25 00:00	TO-15	SUB-8
Cyclohexane	15.2	0.0250	ppm	1	P5B0616	01/24/25 00:00	01/24/25 00:00	TO-15	SUB-8
Dibromochloromethane	ND	0.0250	ppm	1	P5B0616	01/24/25 00:00	01/24/25 00:00	TO-15	SUB-8
Dichlorodifluoromethane	ND	0.0250	ppm	1	P5B0616	01/24/25 00:00	01/24/25 00:00	TO-15	SUB-8
Ethanol	ND	0.0250	ppm	1	P5B0616	01/24/25 00:00	01/24/25 00:00	TO-15	SUB-8
Ethyl Acetate	ND	0.0250	ppm	1	P5B0616	01/24/25 00:00	01/24/25 00:00	TO-15	SUB-8
Ethylbenzene	ND	0.0250	ppm	1	P5B0616	01/24/25 00:00	01/24/25 00:00	TO-15	SUB-8
Isopropyl alcohol	ND	0.0250	ppm	1	P5B0616	01/24/25 00:00	01/24/25 00:00	TO-15	SUB-8

The results in this report apply to the samples analyzed in accordance with the samples received in the laboratory. This analytical report must be reproduced in its entirety, with written approval of Permian Basin Environmental Lab.

Permian Basin Environmental Lab, L.P.

1400 Rankin HWY Midland, TX 79701 432-686-7235

E Tech Environmental & Safety Solutions, Inc. [1]
 13000 West County Road 100
 Odessa TX, 79765

Project: SRS 2009-084
 Project Number: SRS 2009-084
 Project Manager: Kimble Thrash

EFF-1 (012225)
5A23012-01 (Air)

Permian Basin Environmental Lab, L.P.

EPA TO-15

Analyte	Reporting		Units	Dilution	Batch	Prepared	Analyzed	Method	Notes
	Result	Limit							
Xylene (p/m)	ND	0.0250	ppm	1	P5B0616	01/24/25 00:00	01/24/25 00:00	TO-15	SUB-8
Methyl Butyl Ketone	ND	0.0250	ppm	1	P5B0616	01/24/25 00:00	01/24/25 00:00	TO-15	SUB-8
Methylene chloride	ND	0.0250	ppm	1	P5B0616	01/24/25 00:00	01/24/25 00:00	TO-15	SUB-8
MIBK	ND	0.0250	ppm	1	P5B0616	01/24/25 00:00	01/24/25 00:00	TO-15	SUB-8
Methyl tert-butyl ether	ND	0.0250	ppm	1	P5B0616	01/24/25 00:00	01/24/25 00:00	TO-15	SUB-8
n-Heptane	14.7	0.0250	ppm	1	P5B0616	01/24/25 00:00	01/24/25 00:00	TO-15	SUB-8
n-Hexane	9.35	0.0250	ppm	1	P5B0616	01/24/25 00:00	01/24/25 00:00	TO-15	SUB-8
Xylene (o)	ND	0.0250	ppm	1	P5B0616	01/24/25 00:00	01/24/25 00:00	TO-15	SUB-8
Propylene	ND	0.0250	ppm	1	P5B0616	01/24/25 00:00	01/24/25 00:00	TO-15	SUB-8
Styrene	ND	0.0250	ppm	1	P5B0616	01/24/25 00:00	01/24/25 00:00	TO-15	SUB-8
Tetrachloroethene	ND	0.0250	ppm	1	P5B0616	01/24/25 00:00	01/24/25 00:00	TO-15	SUB-8
Tetrahydrofuran	ND	0.0250	ppm	1	P5B0616	01/24/25 00:00	01/24/25 00:00	TO-15	SUB-8
Toluene	0.0305	0.0250	ppm	1	P5B0616	01/24/25 00:00	01/24/25 00:00	TO-15	SUB-8
trans-1,2-Dichloroethylene	ND	0.0250	ppm	1	P5B0616	01/24/25 00:00	01/24/25 00:00	TO-15	SUB-8
trans-1,3-Dichloropropene	ND	0.0250	ppm	1	P5B0616	01/24/25 00:00	01/24/25 00:00	TO-15	SUB-8
Trichloroethylene	ND	0.0250	ppm	1	P5B0616	01/24/25 00:00	01/24/25 00:00	TO-15	SUB-8
Trichlorofluoromethane	ND	0.0250	ppm	1	P5B0616	01/24/25 00:00	01/24/25 00:00	TO-15	SUB-8
Vinyl acetate	ND	0.0250	ppm	1	P5B0616	01/24/25 00:00	01/24/25 00:00	TO-15	SUB-8
Vinyl chloride	ND	0.0250	ppm	1	P5B0616	01/24/25 00:00	01/24/25 00:00	TO-15	SUB-8

Permian Basin Environmental Lab, L.P.

The results in this report apply to the samples analyzed in accordance with the samples received in the laboratory. This analytical report must be reproduced in its entirety, with written approval of Permian Basin Environmental Lab.

1400 Rankin HWY Midland, TX 79701 432-686-7235

E Tech Environmental & Safety Solutions, Inc. [1]
13000 West County Road 100
Odessa TX, 79765

Project: SRS 2009-084
Project Number: SRS 2009-084
Project Manager: Kimble Thrash

Analyte	Result	Reporting Limit	Units	Spike Level	Source Result	%REC	%REC Limits	RPD	RPD Limit	Notes
---------	--------	-----------------	-------	-------------	---------------	------	-------------	-----	-----------	-------

Permian Basin Environmental Lab, L.P.

The results in this report apply to the samples analyzed in accordance with the samples received in the laboratory. This analytical report must be reproduced in its entirety, with written approval of Permian Basin Environmental Lab.


1400 Rankin HWY Midland, TX 79701 432-686-7235

E Tech Environmental & Safety Solutions, Inc. [1]
13000 West County Road 100
Odessa TX, 79765

Project: SRS 2009-084
Project Number: SRS 2009-084
Project Manager: Kimble Thrash

Notes and Definitions

- SUB-8 Subcontract of analyte/analysis to A&B Labs Houston.
- NPBEL C Chain of Custody was not generated at PBELAB
- DET Analyte DETECTED
- ND Analyte NOT DETECTED at or above the reporting limit
- NR Not Reported
- dry Sample results reported on a dry weight basis
- RPD Relative Percent Difference
- LCS Laboratory Control Spike
- MS Matrix Spike
- Dup Duplicate

Report Approved By:  Date: 2/10/2025

Brent Barron, Laboratory Director/Technical Director

This material is intended only for the use of the individual (s) or entity to whom it is addressed, and may contain information that is privileged and confidential.

If you have received this material in error, please notify us immediately at 432-686-7235.

Laboratory Analysis Report

Total Number of Pages: 13

Job ID : 25012117



10100 East Freeway, Suite 100, Houston, TX 77029 tel: 713-453-6060, fax: 713-453-6091, http://www.ablabs.com

Client Project Name : Subcontract

Report To :	Client Name:	Permian Basin Environmental Lab, LP	P.O.#.:
	Attn:	Brent Barron	Sample Collected By:
	Client Address:	1400 Rankin Hwy	Date Collected: 01/22/25
	City, State, Zip:	Midland, Texas, 79701	

A&B Labs has analyzed the following samples...

Client Sample ID	Matrix	A&B Sample ID
5A23012	Air	25012117.01

Analyst: Amit Bembde

Released By: Gobinath Rangasamy
 Title: Project Manager
 Date: 01/31/2025



This Laboratory is NELAP (T104704213-23-31) accredited. Effective: 04/01/2024; Expires: 03/31/2025
 Scope: Non-Potable Water, Drinking Water, Air, Solid, Biological Tissue, Hazardous Waste

I am the laboratory manager, or his/her designee, and I am responsible for the release of this data package. This laboratory data package has been reviewed and is complete and technically compliant with the requirements of the methods used, except where noted in the attached exception reports. I affirm, to the best of my knowledge that all problems/anomalies observed by this laboratory (and if applicable, any and all laboratories subcontracted through this laboratory) that might affect the quality of the data, have been identified in the Laboratory Review Checklist, and that no information or data have been knowingly withheld that would affect the quality of the data.

This report cannot be reproduced, except in full, without prior written permission of A&B Labs. Results shown relate only to the items tested. Results apply to the sample as received. Samples are assumed to be in acceptable condition unless otherwise noted. Blank correction is not made unless otherwise noted. Air concentrations reported are based on field sampling information provided by client. Soil samples are reported on a wet weight basis unless otherwise noted. Uncertainty estimates are available on request.

ab-q210-0321

Date Received : 01/24/2025 10:22

25.1.26727



LABORATORY TEST RESULTS

Job ID : 25012117

Date: 1/31/2025

Client Name : Permian Basin Environmental Lab, LP
 Project Name: Subcontract


Attn : Brent Barron

Client Sample ID: 5A23012 Lab Sample ID: 25012117.01
 Date Collected: 01/22/25 Sample Matrix: Air
 Time Collected: 15:35
 Other Information:

Test Method	Parameter/Test Description	M.W.	Results(nl)	RptLimit(nl)	InjVol(cc)	ug/M3	ppm	Q	Date/Time
-------------	----------------------------	------	-------------	--------------	------------	-------	-----	---	-----------

Test Method	Parameter/Test Description	M.W.	Results(nl)	RptLimit(nl)	InjVol(cc)	ug/M3	ppm	Q	Date/Time
EPA TO-15	Volatile Organic Compounds in Air by GCMS								
	1,1,1-Trichloroethane	133.4	BRL	0.5	20	< 136.4	< 0.0250		01/24/25
	1,1,2,2-Tetrachloroethane	167.85	BRL	0.5	20	< 171.6	< 0.0250		01/24/25
	1,1,2-Trichloro-1,2,2-trifluoroethane	187.38	BRL	0.5	20	< 191.6	< 0.0250		01/24/25
	1,1,2-Trichloroethane	133.41	BRL	0.5	20	< 136.4	< 0.0250		01/24/25
	1,1-Dichloroethane	98.96	BRL	0.5	20	< 101.2	< 0.0250		01/24/25
	1,1-Dichloroethylene	96.94	BRL	0.5	20	< 99.1	< 0.0250		01/24/25
	1,2,4-Trichlorobenzene	181.45	BRL	0.5	20	< 185.5	< 0.0250		01/24/25
	1,2,4-Trimethylbenzene	120.19	BRL	0.5	20	< 122.9	< 0.0250		01/24/25
	1,2-Dibromoethane	187.87	BRL	0.5	20	< 192.1	< 0.0250		01/24/25
	1,2-Dichlorobenzene	147.00	BRL	0.5	20	< 150.3	< 0.0250		01/24/25
	1,2-Dichloroethane	98.96	BRL	0.2	20	< 40.5	< 0.0100		01/24/25
	1,2-Dichloropropane	112.99	BRL	0.5	20	< 115.5	< 0.0250		01/24/25
	1,2-Dichlorotetrafluoroethane	170	BRL	0.5	20	< 173.8	< 0.0250		01/24/25
	1,3,5-Trimethylbenzene	120.19	BRL	0.5	20	< 122.9	< 0.0250		01/24/25
	1,3-Butadiene	54.09	BRL	0.22	20	< 24.3	< 0.0110		01/24/25
	1,3-Dichlorobenzene	147.00	BRL	0.5	20	< 150.3	< 0.0250		01/24/25
	1,4-Dichlorobenzene	147.00	BRL	0.5	20	< 150.3	< 0.0250		01/24/25
	2-Butanone	72.11	BRL	0.5	20	< 73.7	< 0.0250		01/24/25
	4-Ethyltoluene	120	BRL	0.5	20	< 122.7	< 0.0250		01/24/25
	Acetone ²	58.08	BRL	0.5	20	< 59.4	< 0.0250		01/24/25
	Benzene	78.11	BRL	0.2	20	< 31.9	< 0.0100		01/24/25
	Benzyl chloride	126.59	BRL	0.5	20	< 129.4	< 0.0250		01/24/25
	Bromodichloromethane ¹	163.83	BRL	0.5	20	< 167.5	< 0.0250		01/24/25
	Bromoform	252.75	BRL	0.5	20	< 258.4	< 0.0250		01/24/25
	Bromomethane	94.94	BRL	0.5	20	< 97.1	< 0.0250		01/24/25
	Carbon disulfide ²	76.14	BRL	0.5	20	< 77.9	< 0.0250		01/24/25
	Carbon tetrachloride	153.82	BRL	0.5	20	< 157.3	< 0.0250		01/24/25
	Chlorobenzene	112.56	BRL	0.5	20	< 115.1	< 0.0250		01/24/25
	Chloroethane	65.42	BRL	0.5	20	< 66.9	< 0.0250		01/24/25
	Chloroform	119.38	BRL	0.5	20	< 122.1	< 0.0250		01/24/25
	Chloromethane	50.49	BRL	0.5	20	< 51.6	< 0.0250		01/24/25
	cis-1,2-Dichloroethylene	96.94	BRL	0.5	20	< 99.1	< 0.0250		01/24/25
	cis-1,3-Dichloropropene	110.97	BRL	0.5	20	< 113.5	< 0.0250		01/24/25
	Cyclohexane	84.16	3.04	0.5	0.2	52320.3	15.2000		01/24/25
	Dibromochloromethane ²	208.29	BRL	0.5	20	< 213.0	< 0.0250		01/24/25
	Dichlorodifluoromethane	120	BRL	0.5	20	< 122.7	< 0.0250		01/24/25
	Ethanol ²	46.07	BRL	0.5	20	< 47.1	< 0.0250		01/24/25
	Ethyl acetate ²	88.11	BRL	0.5	20	< 90.1	< 0.0250		01/24/25
	Ethylbenzene	106.17	BRL	0.5	20	< 108.6	< 0.0250		01/24/25
	Hexachlorobutadiene	258	BRL	0.5	20	< 263.8	< 0.0250		01/24/25

ab-q212-0321

LABORATORY TEST RESULTS									
		Job ID : 25012117				Date: 1/31/2025			
Client Name :		Permian Basin Environmental Lab, LP				Attn : Brent Barron			
Project Name:		Subcontract							
Client Sample ID:		5A23012			Lab Sample ID:		25012117.01		
Date Collected:		01/22/25			Sample Matrix:		Air		
Time Collected:		15:35							
Other Information:									
Test Method	Parameter/Test Description	M.W.	Results(nl)	RptLimit(nl)	InjVol(cc)	ug/M3	ppm	Q	Date/Time
EPA TO-15	Volatile Organic Compounds in Air by GCMS								
	Isopropyl Alcohol ²	60.1	BRL	0.5	20	< 61.5	< 0.0250		01/24/25
	m- & p-Xylenes	106.17	BRL	1	20	< 217.1	< 0.0500		01/24/25
	Methyl Butyl Ketone ²	100	BRL	0.5	20	< 102.2	< 0.0250		01/24/25
	Methylene chloride	84.93	BRL	0.5	20	< 86.8	< 0.0250		01/24/25
	MIBK	100.16	BRL	0.5	20	< 102.4	< 0.0250		01/24/25
	MTBE	88.15	BRL	0.5	20	< 90.1	< 0.0250		01/24/25
	n-Heptane	100.21	2.94	0.5	0.2	60249.0	14.7000		01/24/25
	n-Hexane	86.18	1.87	0.5	0.2	32956.4	9.3500		01/24/25
	o-Xylene	106.17	BRL	0.5	20	< 108.6	< 0.0250		01/24/25
	Propylene	42.08	BRL	0.5	20	< 43.0	< 0.0250		01/24/25
	Styrene	104	BRL	0.5	20	< 106.3	< 0.0250		01/24/25
	Tetrachloroethylene	165.83	BRL	0.5	20	< 169.6	< 0.0250		01/24/25
	Tetrahydrofuran ²	72.11	BRL	0.5	20	< 73.7	< 0.0250		01/24/25
	Toluene	92.14	0.61	0.5	20	114.9	0.0305		01/24/25
	trans-1,2-Dichloroethylene	96.94	BRL	0.5	20	< 99.1	< 0.0250		01/24/25
	trans-1,3-Dichloropropene	110.97	BRL	0.5	20	< 113.5	< 0.0250		01/24/25
	Trichloroethylene	131.39	BRL	0.5	20	< 134.3	< 0.0250		01/24/25
	Trichlorofluoromethane	137.37	BRL	0.5	20	< 140.5	< 0.0250		01/24/25
	Vinyl Acetate	86.09	BRL	0.5	20	< 88.0	< 0.0250		01/24/25
	Vinyl Chloride	62.5	BRL	0.21	20	< 26.8	< 0.0105		01/24/25
Total [VOC] calculated			8.46			145640.584	39.281		

EPA TO-- 15 Sample Analysis -- GC/MS



Lab ID	25012117.01
Date Acquired	24 Jan 2025 4:32 pm
Analyst	AVBEMBDE
Sample Run ID	Y012407.D
tedlar bag (cc)	1000
Injection Volume (cc)	20

Compound Name	CAS #	R.T.	M.W	Nanoliters	Vol.(L)	ug/l	ppm
Butane, 2,3-dimethyl-	79-29-8	6.838	86	15.7	0.02	2.761	0.785
Pentane, 2-methyl-	107-83-5	6.964	86	64.89	0.02	11.412	3.245
Pentane, 3-methyl-	96-14-0	7.41	86	60.37	0.02	10.617	3.019
Cyclopentane, methyl-	96-37-7	8.923	84	100.48	0.02	17.260	5.024
Hexane, 2-methyl-	591-76-4	10.4	100	60.81	0.02	12.436	3.041
Hexane, 2,2,5-trimethyl-	3522-94-9	10.582	128	30.7	0.02	8.036	1.535
Hexane, 3-methyl-	589-34-4	10.76	100	77.88	0.02	15.926	3.894
Cyclopentane, 1,3-dimethyl-	2453-00-1	11.18	98	48.76	0.02	9.772	2.438
Cyclohexane, methyl-	108-87-2	12.6	98	157.36	0.02	31.536	7.868
Cyclohexane, ethyl-	1640-89-7	13.104	98	48.87	0.02	9.794	2.444
Cyclopentane, 1,2,4-trimethyl-	2815-58-9	13.337	112	39.45	0.02	9.036	1.973



LABORATORY TEST RESULTS

TIC* REPORT

A&B Job Sample ID: METHOD BLANK

Analysis Date: 1/24/2025

Test Method	Parameter/Test Description	CAS #	RT	MW	Reading(nl)**	ppm (v/v)	µg/m ³	Analyst
TO-15	None							AVB

* TIC: Tentatively identified compounds.

**The values are estimated relative to the nearest internal standards and only major peaks are reported.

QUALITY CONTROL CERTIFICATE



Job ID : 25012117

Date : 1/31/2025

Analysis : Volatile Organic Compounds in Air by GCMS Method : EPA TO-15 Reporting Units : nL

QC Batch ID : Qb25013072 Created Date : 01/30/25 Created By : AVBembde

Samples in This QC Batch : 25012117.01

QC Type: Method Blank							
Parameter	CAS #	Result	Units	D.F.	RptLimit		Qual
trans-1,2-Dichloroethylene	156-60-5	BRL	nL	1	0.5		
Dichlorodifluoromethane	75-71-8	BRL	nL	1	0.5		
Chloromethane	74-87-3	BRL	nL	1	0.5		
1,2-Dichlorotetrafluoroethane	76-14-2	BRL	nL	1	0.5		
Vinyl Chloride	75-01-4	BRL	nL	1	0.21		
Bromomethane	74-83-9	BRL	nL	1	0.5		
Chloroethane	75-00-3	BRL	nL	1	0.5		
Trichlorofluoromethane	75-69-4	BRL	nL	1	0.5		
1,1-Dichloroethylene	75-35-4	BRL	nL	1	0.5		
Methylene chloride	75-09-2	BRL	nL	1	0.5		
1,1,2-Trichloro-1,2,2-trifluoroethane	76-13-1	BRL	nL	1	0.5		
1,1-Dichloroethane	75-34-3	BRL	nL	1	0.5		
cis-1,2-Dichloroethylene	156-59-2	BRL	nL	1	0.5		
Chloroform	67-66-3	BRL	nL	1	0.5		
1,2-Dichloroethane	107-06-2	BRL	nL	1	0.2		
1,1,1-Trichloroethane	71-55-6	BRL	nL	1	0.5		
Benzene	71-43-2	BRL	nL	1	0.2		
Carbon tetrachloride	56-23-5	BRL	nL	1	0.5		
1,2-Dichloropropane	78-87-5	BRL	nL	1	0.5		
Trichloroethylene	79-01-6	BRL	nL	1	0.5		
cis-1,3-Dichloropropene	10061-01-5	BRL	nL	1	0.5		
trans-1,3-Dichloropropene	10061-02-6	BRL	nL	1	0.5		
1,1,2-Trichloroethane	79-00-5	BRL	nL	1	0.5		
Toluene	108-88-3	BRL	nL	1	0.5		
1,2-Dibromoethane	106-93-4	BRL	nL	1	0.5		
Tetrachloroethylene	127-18-4	BRL	nL	1	0.5		
Chlorobenzene	108-90-7	BRL	nL	1	0.5		
Ethylbenzene	100-41-4	BRL	nL	1	0.5		
m- & p-Xylenes	179601-23-1	BRL	nL	1	1		
Styrene	100-42-5	BRL	nL	1	0.5		
o-Xylene	95-47-6	BRL	nL	1	0.5		
1,1,2,2-Tetrachloroethane	79-34-5	BRL	nL	1	0.5		
1,3,5-Trimethylbenzene	108-67-8	BRL	nL	1	0.5		
1,2,4-Trimethylbenzene	95-63-6	BRL	nL	1	0.5		
1,3-Dichlorobenzene	541-73-1	BRL	nL	1	0.5		
1,4-Dichlorobenzene	106-46-7	BRL	nL	1	0.5		
1,2-Dichlorobenzene	95-50-1	BRL	nL	1	0.5		
1,2,4-Trichlorobenzene	120-82-1	BRL	nL	1	0.5		
Hexachlorobutadiene	87-68-3	BRL	nL	1	0.5		
1,3-Butadiene	106-99-0	BRL	nL	1	0.22		
2-Butanone	78-93-3	BRL	nL	1	0.5		
4-Ethyltoluene	622-96-8	BRL	nL	1	0.5		

ab-q213-0321

Refer to the Definition page for terms.

QUALITY CONTROL CERTIFICATE



Job ID : 25012117

Date : 1/31/2025

Analysis : Volatile Organic Compounds in Air by GCMS Method : EPA TO-15 Reporting Units : nL

QC Batch ID : Qb25013072 Created Date : 01/30/25 Created By : AVBembde

Samples in This QC Batch : 25012117.01

QC Type: Method Blank							
Parameter	CAS #	Result	Units	D.F.	RptLimit		Qual
Acetone	67-64-1	BRL	nL	1	0.5		
Benzyl chloride	100-44-7	BRL	nL	1	0.5		
Bromodichloromethane	75-27-4	BRL	nL	1	0.5		
Bromoform	75-25-2	BRL	nL	1	0.5		
Carbon disulfide	75-15-0	BRL	nL	1	0.5		
Cyclohexane	110-82-7	BRL	nL	1	0.5		
Dibromochloromethane	124-48-1	BRL	nL	1	0.5		
Ethanol	64-17-5	BRL	nL	1	0.5		
Ethyl acetate	141-78-6	BRL	nL	1	0.5		
n-Heptane	142-82-5	BRL	nL	1	0.5		
n-Hexane	110-54-3	BRL	nL	1	0.5		
Isopropyl Alcohol	67-63-0	BRL	nL	1	0.5		
Methyl Butyl Ketone	591-78-6	BRL	nL	1	0.5		
MIBK	108-10-1	BRL	nL	1	0.5		
MTBE	1634-04-4	BRL	nL	1	0.5		
Propylene	115-07-1	BRL	nL	1	0.5		
Tetrahydrofuran	109-99-9	BRL	nL	1	0.5		
Vinyl Acetate	108-05-4	BRL	nL	1	0.5		

QC Type: LCS and LCSD										
Parameter	LCS Spk Added	LCS Result	LCS % Rec	LCSD Spk Added	LCSD Result	LCSD % Rec	RPD	RPD CtrlLimit	%Recovery CtrlLimit	Qual
trans-1,2-Dichloroethylene	5	5.16	103	5	5.13	103	0.6	30	67-124	
Dichlorodifluoromethane	5	5.91	118	5	5.84	117	1.2	30	59-128	
Chloromethane	5	5.28	106	5	5.25	105	0.6	30	59-132	
1,2-Dichlorotetrafluoroetha	5	5.49	110	5	5.47	109	0.4	30	63-121	
Vinyl Chloride	5	5.32	106	5	5.29	106	0.6	30	64-127	
Bromomethane	5	5.22	104	5	5.18	104	0.8	30	63-134	
Chloroethane	5	5.14	103	5	5.14	103	0	30	63-127	
Trichlorofluoromethane	5	5.52	110	5	5.46	109	1.1	30	62-126	
1,1-Dichloroethylene	5	5.08	102	5	5.01	100	1.4	30	61-133	
Methylene chloride	5	5.05	101	5	5.04	101	0.2	30	62-115	
1,1,2-Trichloro-1,2,2-trifluo	5	5.34	107	5	5.29	106	0.9	30	66-126	
1,1-Dichloroethane	5	5.18	104	5	5.12	102	1.2	30	68-126	
cis-1,2-Dichloroethylene	5	5.01	100	5	5.03	101	0.4	30	70-121	
Chloroform	5	5.29	106	5	5.28	106	0.2	30	68-134	
1,2-Dichloroethane	5	5.36	107	5	5.37	107	0.2	30	65-128	
1,1,1-Trichloroethane	5	5.38	108	5	5.40	108	0.4	30	68-125	
Benzene	5	4.98	99.6	5	5.05	101	1.4	30	69-119	
Carbon tetrachloride	5	5.47	109	5	5.48	110	0.2	30	68-132	

ab-q213-0321

Refer to the Definition page for terms.

QUALITY CONTROL CERTIFICATE



Job ID : 25012117

Date : 1/31/2025

Analysis : Volatile Organic Compounds in Air by GCMS Method : EPA TO-15 Reporting Units : nL

QC Batch ID : Qb25013072 Created Date : 01/30/25 Created By : AVBembde

Samples in This QC Batch : 25012117.01

QC Type: LCS and LCSD										
Parameter	LCS Spk Added	LCS Result	LCS % Rec	LCSD Spk Added	LCSD Result	LCSD % Rec	RPD	RPD CtrlLimit	%Recovery CtrlLimit	Qual
1,2-Dichloropropane	5	5.02	100	5	5.11	102	1.8	30	69-123	
Trichloroethylene	5	5.21	104	5	5.24	105	0.6	30	71-123	
cis-1,3-Dichloropropene	5	5.03	101	5	5.17	103	2.8	30	70-128	
trans-1,3-Dichloropropene	5	5.03	101	5	5.17	103	2.8	30	75-133	
1,1,2-Trichloroethane	5	5.08	102	5	5.17	103	1.8	30	73-119	
Toluene	5	5.01	100	5	5.03	101	0.4	30	66-119	
1,2-Dibromoethane	5	5.05	101	5	5.09	102	0.8	30	74-122	
Tetrachloroethylene	5	5.06	101	5	5.11	102	1	30	66-124	
Chlorobenzene	5	5.23	105	5	5.22	104	0.2	30	70-119	
Ethylbenzene	5	5.36	107	5	5.31	106	0.9	30	70-124	
m- & p-Xylenes	10	10.6	106	10	10.4	104	2.2	30	61-134	
Styrene	5	5.24	105	5	5.06	101	3.5	30	73-127	
o-Xylene	5	5.34	107	5	5.17	103	3.2	30	67-125	
1,1,2,2-Tetrachloroethane	5	5.41	108	5	5.24	105	3.2	30	65-127	
1,3,5-Trimethylbenzene	5	5.50	110	5	5.08	102	7.9	30	67-130	
1,2,4-Trimethylbenzene	5	5.45	109	5	5.01	100	8.4	30	66-132	
1,3-Dichlorobenzene	5	5.28	106	5	4.99	99.8	5.6	30	65-130	
1,4-Dichlorobenzene	5	5.20	104	5	4.95	99	4.9	30	60-131	
1,2-Dichlorobenzene	5	5.32	106	5	4.94	98.8	7.4	30	63-129	
1,2,4-Trichlorobenzene	5	5.81	116	5	6.45	129	10.4	30	41-142	
Hexachlorobutadiene	5	5.40	108	5	5.79	116	7	30	56-138	
Propylene	5	5.24	105	5	5.27	105	0.6	30	57-136	
1,3-Butadiene	5	5.28	106	5	5.22	104	1.1	30	66-134	
Ethanol	5	5.12	102	5	5.19	104	1.4	30	59-125	
Acetone	5	5.05	101	5	5.03	101	0.4	30	58-128	
Isopropyl Alcohol	5	4.69	93.8	5	4.73	94.6	0.8	30	52-134	
Carbon disulfide	5	5.01	100	5	5.02	100	0.2	30	57-134	
MTBE	5	5.37	107	5	5.35	107	0.4	30	66-126	
2-Butanone	5	5.30	106	5	5.27	105	0.6	30	67-130	
Ethyl acetate	5	5.09	102	5	5.20	104	2.1	30	65-128	
n-Hexane	5	5.11	102	5	5.09	102	0.4	30	63-120	
Tetrahydrofuran	5	5.26	105	5	5.30	106	0.8	30	64-123	
Cyclohexane	5	5.13	103	5	5.16	103	0.6	30	70-117	
n-Heptane	5	5.25	105	5	5.28	106	0.6	30	69-123	
MIBK	5	4.06	81.2	5	4.10	82	1	30	67-130	
Methyl Butyl Ketone	5	4.25	85	5	4.25	85	0	30	60-140	
Bromoform	5	5.50	110	5	5.40	108	1.8	30	66-139	
4-Ethyltoluene	5	5.38	108	5	4.99	99.8	7.5	30	67-129	
Benzyl chloride	5	5.13	103	5	5.03	101	2	30	50-147	
Bromodichloromethane	5	5.30	106	5	5.34	107	0.8	30	72-128	
Dibromochloromethane	5	5.25	105	5	5.25	105	0	30	70-130	

ab-q213-0321

Refer to the Definition page for terms.

QUALITY CONTROL CERTIFICATE



Job ID : 25012117

Date : 1/31/2025

Analysis : Volatile Organic Compounds in Air by GCMS Method : EPA TO-15 Reporting Units : nL

QC Batch ID : Qb25013072 Created Date : 01/30/25 Created By : AVBembde

Samples in This QC Batch : 25012117.01

QC Type: LCS and LCSD										
Parameter	LCS Spk Added	LCS Result	LCS % Rec	LCSD Spk Added	LCSD Result	LCSD % Rec	RPD	RPD CtrLimit	%Recovery CtrLimit	Qual
Vinyl Acetate	5	5.02	100	5	5.00	100	0.4	30	56-139	

LABORATORY TERM AND QUALIFIER DEFINITION REPORT



Job ID : 25012117

Date: 1/31/2025

General Term Definition

Back-Wt	Back Weight	Post-Wt	Post Weight
BRL	Below Reporting Limit	ppm	parts per million
cfu	colony-forming units	Pre-Wt	Previous Weight
Conc.	Concentration	Q	Qualifier
D.F.	Dilution Factor	RegLimit	Regulatory Limit
Front-Wt	Front Weight	RLU	Relative Light Unit
J	Estimation. Below calibration range but above MDL	RPD	Relative Percent Difference
LCS	Laboratory Check Standard	RptLimit	Reporting Limit
LCSD	Laboratory Check Standard Duplicate	SDL	Sample Detection Limit
LOD	Limit of detection adjusted for %M + DF	SQL	Sample Quantitation Limit
LOQ	Limit of Quantitation adjusted for %M + DF	surr	Surrogate
MS	Matrix Spike	T	Time
MSD	Matrix Spike Duplicate	TNTC	Too numerous to count
MW	Molecular Weight	UQL	Unadjusted Upper Quantitation Limit
MQL	Unadjusted Minimum Quantitation Limit		

Qualifier Definition



Sample Condition Checklist

A&B JobID : 25012117		Date Received : 01/24/2025	Time Received : 10:22AM									
Client Name : Permian Basin Environmental Lab, LP												
Temperature : 18.2°C		Sample pH : NA										
Thermometer ID : IR7		pH Paper ID : NA										
Perservative :		Lot# :										
	Check Points			Yes	No	N/A						
1.	Cooler Seal present and signed.					X						
2.	Sample(s) in a cooler.				X							
3.	If yes, ice in cooler.					X						
4.	Sample(s) received with chain-of-custody.			X								
5.	C-O-C signed and dated.			X								
6.	Sample(s) received with signed sample custody seal.				X							
7.	Sample containers arrived intact. (If No comment)			X								
8.	Matrix:	Water	Soil	Liquid	Sludge	Solid	Cassette	Tube	Bulk	Badge	Food	Other
		<input type="checkbox"/>	<input type="checkbox"/>	<input type="checkbox"/>	<input type="checkbox"/>	<input type="checkbox"/>	<input type="checkbox"/>	<input type="checkbox"/>	<input type="checkbox"/>	<input type="checkbox"/>	<input type="checkbox"/>	<input checked="" type="checkbox"/>
9.	Samples were received in appropriate container(s)			X								
10.	Sample(s) were received with Proper preservative					X						
11.	All samples were tagged or labeled.			X								
12.	Sample ID labels match C-O-C ID's.			X								
13.	Bottle count on C-O-C matches bottles found.			X								
14.	Sample volume is sufficient for analyses requested.			X								
15.	Samples were received with in the hold time.			X								
16.	VOA vials completely filled.					X						
17.	Sample accepted.			X								
18.	Has client been contacted about sub-out					X						

Comments : Include actions taken to resolve discrepancies/problem:
 Other=Air (Clear Tedlar Bags). AM 01/24/25

Brought by : FedEx
 Received by : KSmith

Check in by/date : Amber / 01/24/2025

ab-s005-1123

Phone : 713-453-6060

www.ablabs.com



CHAIN OF CUSTODY RECORD AND ANALYSIS REQUEST

Permian Basin Environmental Lab, LP
1400 Rankin HWY
Midland, Texas 79701

Phone: 432-686-7235
PBELAB_SUB_COC_V2

Project Manager: Brent Barron

Project Name: SUBCONTRACT

Company Name: PBEL

Project #:

Company Address: 1400 Rankin HWY

Project Loc:

City/State/Zip: Midland Texas 79701

PO #:

Telephone No: 432-661-4184 Fax-No:

Report Format: X Standard [] TRRP [] NPDES

Sampler Signature: N/A e-mail: brentbarron@pbelab.com

Table with columns: ORDER #, FIELD CODE, Beginning Depth, Ending Depth, Date Sampled, Time Sampled, Field Filtered, Total # of Containers, ICE, HNO3 250 poly 1, HCl 3 40ml VOA, H2SO4 1 AMBER 500/250POLY, NaOH/Ascorbic Acid 250ML PC, Na2S2O3, NONE, 125 ml. amber boston rounds, DW=Drinking Water SL=Sludge, GW = Groundwater S=Soil/Solid, NP=Non-Potable - Specify Other, TO-15, Analyze For, Hour Rush, VANDYLS.

Job ID: 25012117



01/24/2025 Permian Basin Environme AMS

Please add tressa@pbelab.com to woa's.

Table for Laboratory Comments with rows: Sample Containers Intact?, VOCs Free of Headspace?, Labels on container(s), Custody seals on container(s), Custody seals on cooler(s), Sample Hand Delivered, by Sampler/Client Rep., by Courier?, Temperature Upon Receipt, Received, Adjusted.

Table for Relinquished/Received records with columns: Relinquished by, Date, Time, Received by, Date, Time.

Released to Imaging: 4/22/2026 1:11:19 PM

ORIGIN ID:MAFA (432) 686-7235
TRESSA BLEDSOE
PERMIAN BASIN ENVIRONMENTAL LAB, LP
1400 RANKIN HWY

SHIP DATE: 23JAN25
ACTWGT: 2.00 LB
CAD: 107136848/NET4535
DIMS: 13x9x9 IN

MIDLAND, TX 79701
UNITED STATES US

BILL SENDER

TO **SAMPLE RECEIVING**
A & B ENVIRONMENTAL SERVICES
10100 EAST FREEWAY SUITE 100

HOUSTON TX 77029

(713) 453-6060

REF:

INV:

PO:

DEPT:



8RCJ3JEC17IC8C4

FRI - 24 JAN 5:00P
STANDARD OVERNIGHT

TRK# **7716 4076 3966**

AB HBYA

77029

TX-US IAH



After printing this label:
CONSIGNEE COPY - PLEASE PLACE IN FRONT OF POUCH
1. Fold the printed page along the horizontal line.
2. Place label in shipping pouch and affix it to your shipment.

Use of this system constitutes your agreement to the service conditions in the current FedEx Service Guide, available on fedex.com. FedEx will not be responsible for any claim in excess of \$100 per package, whether the result of loss, damage, delay, non-delivery, misdelivery, or misinformation, unless you declare a higher value, pay an additional charge, document your actual loss and file a timely claim. Limitations found in the current FedEx Service Guide apply. Your right to recover from FedEx for any loss, including intrinsic value of the package, loss of sales, income interest, profit, attorney's fees, costs, and other forms of damage whether direct, incidental, consequential, or special is limited to the greater of \$100 or the authorized declared value. Recovery cannot exceed actual documented loss. Maximum for items of extraordinary value is \$1,000, e.g. jewelry, precious metals, negotiable instruments and other items listed in our Service Guide. Written claims must be filed within strict time limits, see current FedEx Service Guide.

Received by OCD: 4/17/2026 8:03:30 PM

Page 105 of 308

**PERMIAN BASIN
ENVIRONMENTAL LAB, LP
1400 Rankin Hwy
Midland, TX 79701**



Analytical Report

Prepared for:

Kimble Thrash

E Tech Environmental & Safety Solutions, Inc. [1]

13000 West County Road 100

Odessa, TX 79765

Project: SRS 2009-084

Project Number: SRS 2009-084

Location: Lea County, NM

Lab Order Number: 5B18009



Current Certification

Report Date: 03/03/25

E Tech Environmental & Safety Solutions, Inc. [1]
13000 West County Road 100
Odessa TX, 79765

Project: SRS 2009-084
Project Number: SRS 2009-084
Project Manager: Kimble Thrash

ANALYTICAL REPORT FOR SAMPLES

Sample ID	Laboratory ID	Matrix	Date Sampled	Date Received
EFF-1 (021825)	5B18009-01	Air	02/18/25 12:30	02-18-2025 16:43

TO-15 analysis was subcontracted to A&B Houston. Their current certification can be found here:
https://www.tceq.texas.gov/assets/public/compliance/compliance_support/qa/labs/a&b_env.pdf

E Tech Environmental & Safety Solutions, Inc. [1]
 13000 West County Road 100
 Odessa TX, 79765

Project: SRS 2009-084
 Project Number: SRS 2009-084
 Project Manager: Kimble Thrash

EFF-1 (021825)
5B18009-01 (Air)

Analyte	Result	Reporting Limit	Units	Dilution	Batch	Prepared	Analyzed	Method	Notes
---------	--------	-----------------	-------	----------	-------	----------	----------	--------	-------

Permian Basin Environmental Lab, L.P.

EPA TO-15

1,1,1-Trichloroethane	ND	0.0250	ppm	1	P5C0308	02/19/25 08:31	02/20/25 08:33	TO-15	SUB-8
1,1,2,2-Tetrachloroethane	ND	0.0250	ppm	1	P5C0308	02/19/25 08:31	02/20/25 08:33	TO-15	SUB-8
1,1,2-Trichloro-1,2,2-Trifluoroethane	ND	0.0250	ppm	1	P5C0308	02/19/25 08:31	02/20/25 08:33	TO-15	SUB-8
1,1,2-Trichloroethane	ND	0.0250	ppm	1	P5C0308	02/19/25 08:31	02/20/25 08:33	TO-15	SUB-8
1,1-Dichloroethane	ND	0.0250	ppm	1	P5C0308	02/19/25 08:31	02/20/25 08:33	TO-15	SUB-8
1,1-Dichloroethene	ND	0.0250	ppm	1	P5C0308	02/19/25 08:31	02/20/25 08:33	TO-15	SUB-8
1,2,4-Trichlorobenzene	ND	0.0250	ppm	1	P5C0308	02/19/25 08:31	02/20/25 08:33	TO-15	SUB-8
1,2,4-Trimethylbenzene	ND	0.0250	ppm	1	P5C0308	02/19/25 08:31	02/20/25 08:33	TO-15	SUB-8
1,2-Dibromoethane (EDB)	ND	0.0250	ppm	1	P5C0308	02/19/25 08:31	02/20/25 08:33	TO-15	SUB-8
1,2-Dichlorobenzene	ND	0.0250	ppm	1	P5C0308	02/19/25 08:31	02/20/25 08:33	TO-15	SUB-8
1,2-Dichloroethane	ND	0.0100	ppm	1	P5C0308	02/19/25 08:31	02/20/25 08:33	TO-15	SUB-8
1,2-Dichloropropane	ND	0.0250	ppm	1	P5C0308	02/19/25 08:31	02/20/25 08:33	TO-15	SUB-8
1,2-Dichlorotetrafluoroethane	ND	0.0250	ppm	1	P5C0308	02/19/25 08:31	02/20/25 08:33	TO-15	SUB-8
1,3,5-Trimethylbenzene	ND	0.0250	ppm	1	P5C0308	02/19/25 08:31	02/20/25 08:33	TO-15	SUB-8
1,3-Butadiene	ND	0.0110	ppm	1	P5C0308	02/19/25 08:31	02/20/25 08:33	TO-15	SUB-8
1,3-Dichlorobenzene	ND	0.0250	ppm	1	P5C0308	02/19/25 08:31	02/20/25 08:33	TO-15	SUB-8
1,4-Dichlorobenzene	ND	0.0250	ppm	1	P5C0308	02/19/25 08:31	02/20/25 08:33	TO-15	SUB-8
2-Butanone	0.686	0.0250	ppm	1	P5C0308	02/19/25 08:31	02/20/25 08:33	TO-15	SUB-8
4-Ethyltoluene	ND	0.0250	ppm	1	P5C0308	02/19/25 08:31	02/20/25 08:33	TO-15	SUB-8
Acetone	ND	0.0250	ppm	1	P5C0308	02/19/25 08:31	02/20/25 08:33	TO-15	SUB-8
Benzene	ND	0.0100	ppm	1	P5C0308	02/19/25 08:31	02/20/25 08:33	TO-15	SUB-8
Benzyl Chloride	ND	0.0250	ppm	1	P5C0308	02/19/25 08:31	02/20/25 08:33	TO-15	SUB-8
Bromodichloromethane	ND	0.0250	ppm	1	P5C0308	02/19/25 08:31	02/20/25 08:33	TO-15	SUB-8
Bromoform	ND	0.0250	ppm	1	P5C0308	02/19/25 08:31	02/20/25 08:33	TO-15	SUB-8
Bromomethane	ND	0.0250	ppm	1	P5C0308	02/19/25 08:31	02/20/25 08:33	TO-15	SUB-8
Carbon disulfide	ND	0.0250	ppm	1	P5C0308	02/19/25 08:31	02/20/25 08:33	TO-15	SUB-8
Carbon tetrachloride	ND	0.0250	ppm	1	P5C0308	02/19/25 08:31	02/20/25 08:33	TO-15	SUB-8
Chlorobenzene	ND	0.0250	ppm	1	P5C0308	02/19/25 08:31	02/20/25 08:33	TO-15	SUB-8
Chloroethane	ND	0.0250	ppm	1	P5C0308	02/19/25 08:31	02/20/25 08:33	TO-15	SUB-8
Chloroform	ND	0.0250	ppm	1	P5C0308	02/19/25 08:31	02/20/25 08:33	TO-15	SUB-8
Chloromethane	ND	0.0250	ppm	1	P5C0308	02/19/25 08:31	02/20/25 08:33	TO-15	SUB-8
cis-1,2-Dichloroethene	ND	0.0250	ppm	1	P5C0308	02/19/25 08:31	02/20/25 08:33	TO-15	SUB-8
cis-1,3-Dichloropropene	ND	0.0250	ppm	1	P5C0308	02/19/25 08:31	02/20/25 08:33	TO-15	SUB-8
Cyclohexane	4.21	0.0250	ppm	1	P5C0308	02/19/25 08:31	02/20/25 08:33	TO-15	SUB-8
Dibromochloromethane	ND	0.0250	ppm	1	P5C0308	02/19/25 08:31	02/20/25 08:33	TO-15	SUB-8
Dichlorodifluoromethane	ND	0.0250	ppm	1	P5C0308	02/19/25 08:31	02/20/25 08:33	TO-15	SUB-8
Ethanol	ND	0.0250	ppm	1	P5C0308	02/19/25 08:31	02/20/25 08:33	TO-15	SUB-8
Ethyl Acetate	ND	0.0250	ppm	1	P5C0308	02/19/25 08:31	02/20/25 08:33	TO-15	SUB-8

The results in this report apply to the samples analyzed in accordance with the samples received in the laboratory. This analytical report must be reproduced in its entirety, with written approval of Permian Basin Environmental Lab.

Permian Basin Environmental Lab, L.P.

1400 Rankin HWY Midland, TX 79701 432-686-7235

E Tech Environmental & Safety Solutions, Inc. [1]
 13000 West County Road 100
 Odessa TX, 79765

Project: SRS 2009-084
 Project Number: SRS 2009-084
 Project Manager: Kimble Thrash

EFF-1 (021825)
5B18009-01 (Air)

Analyte	Result	Reporting Limit	Units	Dilution	Batch	Prepared	Analyzed	Method	Notes
---------	--------	-----------------	-------	----------	-------	----------	----------	--------	-------

Permian Basin Environmental Lab, L.P.

EPA TO-15

Ethylbenzene	ND	0.0250	ppm	1	P5C0308	02/19/25 08:31	02/20/25 08:33	TO-15	SUB-8
Hexachlorobutadiene	ND	0.0250	ppm	1	P5C0308	02/19/25 08:31	02/20/25 08:33	TO-15	SUB-8
Isopropyl alcohol	ND	0.0250	ppm	1	P5C0308	02/19/25 08:31	02/20/25 08:33	TO-15	SUB-8
Xylene (p/m)	ND	0.0500	ppm	1	P5C0308	02/19/25 08:31	02/20/25 08:33	TO-15	SUB-8
Methyl Butyl Ketone	ND	0.0250	ppm	1	P5C0308	02/19/25 08:31	02/20/25 08:33	TO-15	SUB-8
Methylene chloride	ND	0.0250	ppm	1	P5C0308	02/19/25 08:31	02/20/25 08:33	TO-15	SUB-8
MIBK	ND	0.0250	ppm	1	P5C0308	02/19/25 08:31	02/20/25 08:33	TO-15	SUB-8
Methyl tert-butyl ether	ND	0.0250	ppm	1	P5C0308	02/19/25 08:31	02/20/25 08:33	TO-15	SUB-8
n-Heptane	2.50	0.0250	ppm	1	P5C0308	02/19/25 08:31	02/20/25 08:33	TO-15	SUB-8
n-Hexane	3.90	0.0250	ppm	1	P5C0308	02/19/25 08:31	02/20/25 08:33	TO-15	SUB-8
Xylene (o)	ND	0.0250	ppm	1	P5C0308	02/19/25 08:31	02/20/25 08:33	TO-15	SUB-8
Propylene	ND	0.0250	ppm	1	P5C0308	02/19/25 08:31	02/20/25 08:33	TO-15	SUB-8
Styrene	ND	0.0250	ppm	1	P5C0308	02/19/25 08:31	02/20/25 08:33	TO-15	SUB-8
Tetrachloroethene	ND	0.0250	ppm	1	P5C0308	02/19/25 08:31	02/20/25 08:33	TO-15	SUB-8
Tetrahydrofuran	ND	0.0250	ppm	1	P5C0308	02/19/25 08:31	02/20/25 08:33	TO-15	SUB-8
Toluene	0.0310	0.0250	ppm	1	P5C0308	02/19/25 08:31	02/20/25 08:33	TO-15	SUB-8
trans-1,2-Dichloroethylene	ND	0.0250	ppm	1	P5C0308	02/19/25 08:31	02/20/25 08:33	TO-15	SUB-8
trans-1,3-Dichloropropene	ND	0.0250	ppm	1	P5C0308	02/19/25 08:31	02/20/25 08:33	TO-15	SUB-8
Trichloroethylene	ND	0.0250	ppm	1	P5C0308	02/19/25 08:31	02/20/25 08:33	TO-15	SUB-8
Trichlorofluoromethane	ND	0.0250	ppm	1	P5C0308	02/19/25 08:31	02/20/25 08:33	TO-15	SUB-8
Vinyl acetate	ND	0.0250	ppm	1	P5C0308	02/19/25 08:31	02/20/25 08:33	TO-15	SUB-8
Vinyl chloride	ND	0.0105	ppm	1	P5C0308	02/19/25 08:31	02/20/25 08:33	TO-15	SUB-8

Permian Basin Environmental Lab, L.P.

The results in this report apply to the samples analyzed in accordance with the samples received in the laboratory. This analytical report must be reproduced in its entirety, with written approval of Permian Basin Environmental Lab.

1400 Rankin HWY Midland, TX 79701 432-686-7235

E Tech Environmental & Safety Solutions, Inc. [1]
13000 West County Road 100
Odessa TX, 79765

Project: SRS 2009-084
Project Number: SRS 2009-084
Project Manager: Kimble Thrash

Analyte	Result	Reporting Limit	Units	Spike Level	Source Result	%REC	%REC Limits	RPD	RPD Limit	Notes
---------	--------	-----------------	-------	-------------	---------------	------	-------------	-----	-----------	-------

Permian Basin Environmental Lab, L.P.

The results in this report apply to the samples analyzed in accordance with the samples received in the laboratory. This analytical report must be reproduced in its entirety, with written approval of Permian Basin Environmental Lab.

1400 Rankin HWY Midland, TX 79701 432-686-7235

E Tech Environmental & Safety Solutions, Inc. [1]
13000 West County Road 100
Odessa TX, 79765

Project: SRS 2009-084
Project Number: SRS 2009-084
Project Manager: Kimble Thrash

Notes and Definitions

- SUB-8 Subcontract of analyte/analysis to A&B Labs Houston.
- NPBEL C Chain of Custody was not generated at PBELAB
- DET Analyte DETECTED
- ND Analyte NOT DETECTED at or above the reporting limit
- NR Not Reported
- dry Sample results reported on a dry weight basis
- RPD Relative Percent Difference
- LCS Laboratory Control Spike
- MS Matrix Spike
- Dup Duplicate

Report Approved By:  Date: 3/3/2025

Brent Barron, Laboratory Director/Technical Director

This material is intended only for the use of the individual (s) or entity to whom it is addressed, and may contain information that is privileged and confidential.

If you have received this material in error, please notify us immediately at 432-686-7235.



CHAIN OF CUSTODY RECORD AND ANALYSIS REQUEST

Permian Basin Environmental Lab, LP
1400 Rankin HWY
Midland, Texas 79701

L: CH: W:

Phone: 432-686-7235

Project Manager: Kimble Thrash
Company Name: Etech Environmental & Safety Solutions, Inc.
Company Address: P.O. Box 6228
City/State/Zip: Midland, TX 79711
Telephone No: (432) 563-2200
Sampler Signature: [Signature]

Project Name: SRS 2009-084
Project #: SRS 2009-084
Project Loc: Lea County, NM
PO #:
Report Format: [X] Standard [] TRRP [] NPDES
e-mail: kimble@etechenv.com; shane@etechenv.com; camille.bryant@plains.com; karolanne.hudgens@plains.com

Table with columns: LAB # (lab use only), FIELD CODE, Beginning Depth, Ending Depth, Date Sampled, Time Sampled, Field Filtered, Total #. of Containers, Ice, HNO3, HCl, H2SO4, NaOH, Na2S2O3, None, Other (Specify), Matrix, Analyze For, RUSH TAT (Pre-Schedule) 24, 48, 72 h, Standard TAT.

Special Instructions: Please invoice directly to Plains A/P 333 Clay St., Houston, TX 77002 and reference the SRS number in the Project Name.

Laboratory Comments:
Sample Containers Intact? Y
VOCs Free of HeadSpace? Y
Labels on container(s) Y
Custody seals on container(s) Y
Custody seals on cooler(s) Y
Sample Hand Delivered by Sampler/Client Rep.? Y
by Courier? UPS DHL FedEx Lone Star
Temperature Upon Receipt: Received: 21.3 °C Thermometer: NCF
Adjusted: °C Factor: 63

Table with columns: Relinquished by, Date, Time, Received by, Date, Time. Includes signatures and dates like 2/18/25 16:43.



CHAIN OF CUSTODY RECORD AND ANALYSIS REQUEST

Permian Basin Environmental Lab, LP
1400 Rankin HWY
Midland, Texas 79701

Phone: 432-686-7235
PBELAB_SUB_COC_V2

Project Manager: Brent Barron
Company Name: PBEL
Company Address: 1400 Rankin HWY
City/State/Zip: Midland Texas 79701
Telephone No: 432-661-4184
Fax No:
Sampler Signature: N/A
e-mail: brentbarron@pbelab.com

Project Name: SUBCONTRACT
Project #:
Project Loc:
PO #:
Report Format: X Standard [] TRRP [] NPDES

Table with columns: LAB # (lab use only), FIELD CODE, Beginning Depth, Ending Depth, Date Sampled, Time Sampled, Field Filtered, Total #. of Containers, ICE, HNO3 250 poly 1, HCl 3 40mL VOA, H2SO4 1 AMBER 500/250POLY, NaOH /Ascorbic Acid 250ML P, Na2S2O3, NONE, 125 ml. amber boston rounds, DW=Drinking Water SL=Sludge, GW = Groundwater S=Soil/Solid, NP=Non-Potable Specify Other, TO-15 COMPLETE LIST, Analyze For, 24 HOUR STANDARD.

Table with columns: Relinquished by, Date, Time, Received by, Date, Time, Laboratory Comments (Sample Containers Intact?, VOCs Free of Headspace?, Labels on container(s), Custody seals on container(s), Custody seals on cooler(s), Sample Hand Delivered, by Sampler/Client Rep.?, by Courier?, UPS, DHL, FedEx, Lone Star, Temperature Upon Receipt, Received, Adjusted, °C Factor).

Released to Imaging: 4/22/2026 1:11:19 PM

Received by OCD: 4/17/2026 8:03:30 PM

Page 113 of 308

Laboratory Analysis Report

Total Number of Pages: 12

Job ID : 25022015



10100 East Freeway, Suite 100, Houston, TX 77029 tel: 713-453-6060, fax: 713-453-6091, http://www.ablabs.com

Client Project Name : Subcontract

Report To :	Client Name:	Permian Basin Environmental Lab, LP	P.O.#.:
	Attn:	Brent Barron	Sample Collected By:
	Client Address:	1400 Rankin Hwy	Date Collected: 02/18/25
	City, State, Zip:	Midland, Texas, 79701	

A&B Labs has analyzed the following samples...

Client Sample ID	Matrix	A&B Sample ID
5B18009-01	Air	25022015.01

Analyst: Amit Bembde

Released By: Gobinath Rangasamy
 Title: Project Manager
 Date: 02/26/2025



This Laboratory is NELAP (T104704213-23-31) accredited. Effective: 04/01/2024; Expires: 03/31/2025
 Scope: Non-Potable Water, Drinking Water, Air, Solid, Biological Tissue, Hazardous Waste

I am the laboratory manager, or his/her designee, and I am responsible for the release of this data package. This laboratory data package has been reviewed and is complete and technically compliant with the requirements of the methods used, except where noted in the attached exception reports. I affirm, to the best of my knowledge that all problems/anomalies observed by this laboratory (and if applicable, any and all laboratories subcontracted through this laboratory) that might affect the quality of the data, have been identified in the Laboratory Review Checklist, and that no information or data have been knowingly withheld that would affect the quality of the data.

This report cannot be reproduced, except in full, without prior written permission of A&B Labs. Results shown relate only to the items tested. Results apply to the sample as received. Samples are assumed to be in acceptable condition unless otherwise noted. Blank correction is not made unless otherwise noted. Air concentrations reported are based on field sampling information provided by client. Soil samples are reported on a wet weight basis unless otherwise noted. Uncertainty estimates are available on request.

ab-q210-0321

Date Received : 02/19/2025 12:40

25.1.27257



LABORATORY TEST RESULTS

Job ID : 25022015

Date: 2/26/2025

Client Name : Permian Basin Environmental Lab, LP
 Project Name: Subcontract

Attn : Brent Barron


Client Sample ID: 5B18009-01
 Date Collected: 02/18/25
 Time Collected: 12:30
 Other Information:

Lab Sample ID: 25022015.01
 Sample Matrix: Air

Test Method	Parameter/Test Description	M.W.	Results(nl)	RptLimit(nl)	InjVol(cc)	ug/M3	ppm	Q	Date/Time
-------------	----------------------------	------	-------------	--------------	------------	-------	-----	---	-----------

Test Method	Parameter/Test Description	M.W.	Results(nl)	RptLimit(nl)	InjVol(cc)	ug/M3	ppm	Q	Date/Time
EPA TO-15 Volatile Organic Compounds in Air by GCMS									
	1,1,1-Trichloroethane	133.4	BRL	0.5	20	< 136.4	< 0.0250		02/20/25
	1,1,2,2-Tetrachloroethane	167.85	BRL	0.5	20	< 171.6	< 0.0250		02/20/25
	1,1,2-Trichloro-1,2,2-trifluoroethane	187.38	BRL	0.5	20	< 191.6	< 0.0250		02/20/25
	1,1,2-Trichloroethane	133.41	BRL	0.5	20	< 136.4	< 0.0250		02/20/25
	1,1-Dichloroethane	98.96	BRL	0.5	20	< 101.2	< 0.0250		02/20/25
	1,1-Dichloroethylene	96.94	BRL	0.5	20	< 99.1	< 0.0250		02/20/25
	1,2,4-Trichlorobenzene	181.45	BRL	0.5	20	< 185.5	< 0.0250		02/20/25
	1,2,4-Trimethylbenzene	120.19	BRL	0.5	20	< 122.9	< 0.0250		02/20/25
	1,2-Dibromoethane	187.87	BRL	0.5	20	< 192.1	< 0.0250		02/20/25
	1,2-Dichlorobenzene	147.00	BRL	0.5	20	< 150.3	< 0.0250		02/20/25
	1,2-Dichloroethane	98.96	BRL	0.2	20	< 40.5	< 0.0100		02/20/25
	1,2-Dichloropropane	112.99	BRL	0.5	20	< 115.5	< 0.0250		02/20/25
	1,2-Dichlorotetrafluoroethane	170	BRL	0.5	20	< 173.8	< 0.0250		02/20/25
	1,3,5-Trimethylbenzene	120.19	BRL	0.5	20	< 122.9	< 0.0250		02/20/25
	1,3-Butadiene	54.09	BRL	0.22	20	< 24.3	< 0.0110		02/20/25
	1,3-Dichlorobenzene	147.00	BRL	0.5	20	< 150.3	< 0.0250		02/20/25
	1,4-Dichlorobenzene	147.00	BRL	0.5	20	< 150.3	< 0.0250		02/20/25
	2-Butanone	72.11	13.73	0.5	20	2024.7	0.6865 E		02/20/25
	4-Ethyltoluene	120	BRL	0.5	20	< 122.7	< 0.0250		02/20/25
	Acetone ²	58.08	BRL	0.5	20	< 59.4	< 0.0250		02/20/25
	Benzene	78.11	BRL	0.2	20	< 31.9	< 0.0100		02/20/25
	Benzyl chloride	126.59	BRL	0.5	20	< 129.4	< 0.0250		02/20/25
	Bromodichloromethane ¹	163.83	BRL	0.5	20	< 167.5	< 0.0250		02/20/25
	Bromoform	252.75	BRL	0.5	20	< 258.4	< 0.0250		02/20/25
	Bromomethane	94.94	BRL	0.5	20	< 97.1	< 0.0250		02/20/25
	Carbon disulfide ²	76.14	BRL	0.5	20	< 77.9	< 0.0250		02/20/25
	Carbon tetrachloride	153.82	BRL	0.5	20	< 157.3	< 0.0250		02/20/25
	Chlorobenzene	112.56	BRL	0.5	20	< 115.1	< 0.0250		02/20/25
	Chloroethane	65.42	BRL	0.5	20	< 66.9	< 0.0250		02/20/25
	Chloroform	119.38	BRL	0.5	20	< 122.1	< 0.0250		02/20/25
	Chloromethane	50.49	BRL	0.5	20	< 51.6	< 0.0250		02/20/25
	cis-1,2-Dichloroethylene	96.94	BRL	0.5	20	< 99.1	< 0.0250		02/20/25
	cis-1,3-Dichloropropene	110.97	BRL	0.5	20	< 113.5	< 0.0250		02/20/25
	Cyclohexane	84.16	84.22	0.5	20	14494.8	4.2110 E		02/20/25
	Dibromochloromethane ²	208.29	BRL	0.5	20	< 213.0	< 0.0250		02/20/25
	Dichlorodifluoromethane	120	BRL	0.5	20	< 122.7	< 0.0250		02/20/25
	Ethanol ²	46.07	BRL	0.5	20	< 47.1	< 0.0250		02/20/25
	Ethyl acetate ²	88.11	BRL	0.5	20	< 90.1	< 0.0250		02/20/25
	Ethylbenzene	106.17	BRL	0.5	20	< 108.6	< 0.0250		02/20/25
	Hexachlorobutadiene	258	BRL	0.5	20	< 263.8	< 0.0250		02/20/25

ab-q212-0321

LABORATORY TEST RESULTS									
		Job ID : 25022015				Date: 2/26/2025			
Client Name :		Permian Basin Environmental Lab, LP				Attn : Brent Barron			
Project Name:		Subcontract							
Client Sample ID:		5B18009-01			Lab Sample ID:		25022015.01		
Date Collected:		02/18/25			Sample Matrix:		Air		
Time Collected:		12:30							
Other Information:									
Test Method	Parameter/Test Description	M.W.	Results(nl)	RptLimit(nl)	InjVol(cc)	ug/M3	ppm	Q	Date/Time
EPA TO-15	Volatile Organic Compounds in Air by GCMS								
	Isopropyl Alcohol ²	60.1	BRL	0.5	20	< 61.5	< 0.0250		02/20/25
	m- & p-Xylenes	106.17	BRL	1	20	< 217.1	< 0.0500		02/20/25
	Methyl Butyl Ketone ²	100	BRL	0.5	20	< 102.2	< 0.0250		02/20/25
	Methylene chloride	84.93	BRL	0.5	20	< 86.8	< 0.0250		02/20/25
	MIBK	100.16	BRL	0.5	20	< 102.4	< 0.0250		02/20/25
	MTBE	88.15	BRL	0.5	20	< 90.1	< 0.0250		02/20/25
	n-Heptane	100.21	49.96	0.5	20	10238.2	2.4980 E		02/20/25
	n-Hexane	86.18	78.00	0.5	20	13746.5	3.9000 E		02/20/25
	o-Xylene	106.17	BRL	0.5	20	< 108.6	< 0.0250		02/20/25
	Propylene	42.08	BRL	0.5	20	< 43.0	< 0.0250		02/20/25
	Styrene	104	BRL	0.5	20	< 106.3	< 0.0250		02/20/25
	Tetrachloroethylene	165.83	BRL	0.5	20	< 169.6	< 0.0250		02/20/25
	Tetrahydrofuran ²	72.11	BRL	0.5	20	< 73.7	< 0.0250		02/20/25
	Toluene	92.14	0.62	0.5	20	116.8	0.0310		02/20/25
	trans-1,2-Dichloroethylene	96.94	BRL	0.5	20	< 99.1	< 0.0250		02/20/25
	trans-1,3-Dichloropropene	110.97	BRL	0.5	20	< 113.5	< 0.0250		02/20/25
	Trichloroethylene	131.39	BRL	0.5	20	< 134.3	< 0.0250		02/20/25
	Trichlorofluoromethane	137.37	BRL	0.5	20	< 140.5	< 0.0250		02/20/25
	Vinyl Acetate	86.09	BRL	0.5	20	< 88.0	< 0.0250		02/20/25
	Vinyl Chloride	62.5	BRL	0.21	20	< 26.8	< 0.0105		02/20/25

Total [VOC] calculated 226.53 40621.0 30 11.327

EPA TO-- 15 Sample Analysis -- GC/MS



Lab ID	25022015.01
Date Acquired	20 Feb 2025 1:23 pm
Analyst	AVBEMBDE
Sample Run ID	Y021915.D
tedlar bag (cc)	1000
Injection Volume (cc)	20

Compound Name	CAS #	R.T.	M.W	Nanoliters	Vol.(L)	ug/l	ppm
Pentane, 2-methyl-	591-76-4	6.954	100	68.1	0.02	13.926	3.405
Cyclopentane, methyl-	96-37-7	8.923	84	98.7	0.02	16.955	4.935
Hexane, 2-methyl-	591-76-4	10.4	100	50.8	0.02	10.389	2.540
Hexane, 2,2,4-trimethyl-	16747-26-5	10.56	128	30.34	0.02	7.942	1.517
Cyclopentane, 1,1-dimethyl-	1638-26-2	10.708	98	21.88	0.02	4.385	1.094
Hexane, 3-methyl-	589-34-4	10.76	100	64.66	0.02	13.223	3.233
Cyclopentane, 1,3-dimethyl-	2453-00-1	11.18	98	39.96	0.02	8.008	1.998
Isopropylcyclobutane	872-56-0	11.33	98	59.3	0.02	11.884	2.965
Cyclohexane, methyl-	108-87-2	12.6	98	127.96	0.02	25.644	6.398
Cyclopentane, 1,2,4-trimethyl-	2815-58-9	13.337	112	29.61	0.02	6.782	1.481
Heptane, 2-methyl-	592-27-8	14.33	114	25.06	0.02	5.842	1.253
Cyclohexane,1,3-dimethyl-,cis-	638-04-0	14.83	112	30.5	0.02	6.986	1.525
Cyclohexane,1,3-dimethyl-,trans-	6876-23-9	15.548	112	30.5	0.02	6.986	1.525



LABORATORY TEST RESULTS

TIC* REPORT

A&B Job Sample ID: METHOD BLANK

Analysis Date: 2/19/2025

Test Method	Parameter/Test Description	CAS #	RT	MW	Reading(nl)**	ppm (v/v)	µg/m ³	Analyst
TO-15	None							AVB

* TIC: Tentatively identified compounds.

**The values are estimated relative to the nearest internal standards and only major peaks are reported.

QUALITY CONTROL CERTIFICATE



Job ID : 25022015

Date : 2/26/2025

Analysis : Volatile Organic Compounds in Air by GCMS Method : EPA TO-15 Reporting Units : nL

QC Batch ID : Qb25022045 Created Date : 02/20/25 Created By : AVBembde

Samples in This QC Batch : 25022015.01

QC Type: Blank Result							
QCType	Parameter	CAS #	Result	Units	D.F.	RptLimit	Qual
Method Blank	Dichlorodifluoromethane	75-71-8	BRL	nL	1	0.5	
Method Blank	Chloromethane	74-87-3	BRL	nL	1	0.5	
Method Blank	1,2-Dichlorotetrafluoroetha	76-14-2	BRL	nL	1	0.5	
Method Blank	Vinyl Chloride	75-01-4	BRL	nL	1	0.21	
Method Blank	Bromomethane	74-83-9	BRL	nL	1	0.5	
Method Blank	Chloroethane	75-00-3	BRL	nL	1	0.5	
Method Blank	Trichlorofluoromethane	75-69-4	BRL	nL	1	0.5	
Method Blank	1,1-Dichloroethylene	75-35-4	BRL	nL	1	0.5	
Method Blank	Methylene chloride	75-09-2	BRL	nL	1	0.5	
Method Blank	1,1,2-Trichloro-1,2,2-trifluo	76-13-1	BRL	nL	1	0.5	
Method Blank	1,1-Dichloroethane	75-34-3	BRL	nL	1	0.5	
Method Blank	cis-1,2-Dichloroethylene	156-59-2	BRL	nL	1	0.5	
Method Blank	Chloroform	67-66-3	BRL	nL	1	0.5	
Method Blank	1,2-Dichloroethane	107-06-2	BRL	nL	1	0.2	
Method Blank	1,1,1-Trichloroethane	71-55-6	BRL	nL	1	0.5	
Method Blank	Benzene	71-43-2	BRL	nL	1	0.2	
Method Blank	Carbon tetrachloride	56-23-5	BRL	nL	1	0.5	
Method Blank	1,2-Dichloropropane	78-87-5	BRL	nL	1	0.5	
Method Blank	Trichloroethylene	79-01-6	BRL	nL	1	0.5	
Method Blank	cis-1,3-Dichloropropene	10061-01-5	BRL	nL	1	0.5	
Method Blank	trans-1,3-Dichloropropene	10061-02-6	BRL	nL	1	0.5	
Method Blank	1,1,2-Trichloroethane	79-00-5	BRL	nL	1	0.5	
Method Blank	Toluene	108-88-3	BRL	nL	1	0.5	
Method Blank	1,2-Dibromoethane	106-93-4	BRL	nL	1	0.5	
Method Blank	Tetrachloroethylene	127-18-4	BRL	nL	1	0.5	
Method Blank	Chlorobenzene	108-90-7	BRL	nL	1	0.5	
Method Blank	Ethylbenzene	100-41-4	BRL	nL	1	0.5	
Method Blank	m- & p-Xylenes	179601-23-1	BRL	nL	1	1	
Method Blank	Styrene	100-42-5	BRL	nL	1	0.5	
Method Blank	o-Xylene	95-47-6	BRL	nL	1	0.5	
Method Blank	1,1,2,2-Tetrachloroethane	79-34-5	BRL	nL	1	0.5	
Method Blank	1,3,5-Trimethylbenzene	108-67-8	BRL	nL	1	0.5	
Method Blank	1,2,4-Trimethylbenzene	95-63-6	BRL	nL	1	0.5	
Method Blank	1,3-Dichlorobenzene	541-73-1	BRL	nL	1	0.5	
Method Blank	1,4-Dichlorobenzene	106-46-7	BRL	nL	1	0.5	
Method Blank	1,2-Dichlorobenzene	95-50-1	BRL	nL	1	0.5	
Method Blank	1,2,4-Trichlorobenzene	120-82-1	BRL	nL	1	0.5	
Method Blank	Hexachlorobutadiene	87-68-3	BRL	nL	1	0.5	
Method Blank	1,3-Butadiene	106-99-0	BRL	nL	1	0.22	
Method Blank	2-Butanone	78-93-3	BRL	nL	1	0.5	
Method Blank	4-Ethyltoluene	622-96-8	BRL	nL	1	0.5	
Method Blank	Acetone	67-64-1	BRL	nL	1	0.5	

ab-q213-0321

Refer to the Definition page for terms.

QUALITY CONTROL CERTIFICATE



Job ID : 25022015

Date : 2/26/2025

Analysis : Volatile Organic Compounds in Air by GCMS Method : EPA TO-15 Reporting Units : nL

QC Batch ID : Qb25022045 Created Date : 02/20/25 Created By : AVBembde

Samples in This QC Batch : 25022015.01

QC Type: Blank Result								
QCType	Parameter	CAS #	Result	Units	D.F.	RptLimit		Qual
Method Blank	Benzyl chloride	100-44-7	BRL	nL	1	0.5		
Method Blank	Bromodichloromethane	75-27-4	BRL	nL	1	0.5		
Method Blank	Bromoform	75-25-2	BRL	nL	1	0.5		
Method Blank	Carbon disulfide	75-15-0	BRL	nL	1	0.5		
Method Blank	Cyclohexane	110-82-7	BRL	nL	1	0.5		
Method Blank	Dibromochloromethane	124-48-1	BRL	nL	1	0.5		
Method Blank	Ethanol	64-17-5	BRL	nL	1	0.5		
Method Blank	Ethyl acetate	141-78-6	BRL	nL	1	0.5		
Method Blank	n-Heptane	142-82-5	BRL	nL	1	0.5		
Method Blank	n-Hexane	110-54-3	BRL	nL	1	0.5		
Method Blank	Isopropyl Alcohol	67-63-0	BRL	nL	1	0.5		
Method Blank	Methyl Butyl Ketone	591-78-6	BRL	nL	1	0.5		
Method Blank	MIBK	108-10-1	BRL	nL	1	0.5		
Method Blank	MTBE	1634-04-4	BRL	nL	1	0.5		
Method Blank	Propylene	115-07-1	BRL	nL	1	0.5		
Method Blank	Tetrahydrofuran	109-99-9	BRL	nL	1	0.5		
Method Blank	Vinyl Acetate	108-05-4	BRL	nL	1	0.5		

QC Type: LCS and LCSD										
Parameter	LCS Spk Added	LCS Result	LCS % Rec	LCSD Spk Added	LCSD Result	LCSD % Rec	RPD	RPD CtrlLimit	%Recovery CtrlLimit	Qual
Dichlorodifluoromethane	5	5.95	119	5	5.89	118	1	30	59-128	
Chloromethane	5	5.64	113	5	5.70	114	1.1	30	59-132	
1,2-Dichlorotetrafluoroetha	5	5.98	120	5	5.99	120	0.2	30	63-121	
Vinyl Chloride	5	5.53	111	5	5.58	112	0.9	30	64-127	
Bromomethane	5	5.29	106	5	5.36	107	1.3	30	63-134	
Chloroethane	5	5.21	104	5	5.11	102	1.9	30	63-127	
Trichlorofluoromethane	5	6.09	122	5	6.06	121	0.5	30	62-126	
1,1-Dichloroethylene	5	5.02	100	5	5.09	102	1.4	30	61-133	
Methylene chloride	5	4.97	99.4	5	4.99	99.8	0.4	30	62-115	
1,1,2-Trichloro-1,2,2-trifluo	5	5.75	115	5	5.71	114	0.7	30	66-126	
1,1-Dichloroethane	5	5.35	107	5	5.29	106	1.1	30	68-126	
cis-1,2-Dichloroethylene	5	4.91	98.2	5	4.91	98.2	0	30	70-121	
Chloroform	5	5.54	111	5	5.49	110	0.9	30	68-134	
1,2-Dichloroethane	5	6.34	127	5	6.30	126	0.6	30	65-128	
1,1,1-Trichloroethane	5	5.99	120	5	5.92	118	1.2	30	68-125	
Benzene	5	5.30	106	5	5.28	106	0.4	30	69-119	
Carbon tetrachloride	5	6.26	125	5	6.21	124	0.8	30	68-132	
1,2-Dichloropropane	5	5.42	108	5	5.46	109	0.7	30	69-123	
Trichloroethylene	5	5.69	114	5	5.68	114	0.2	30	71-123	

ab-q213-0321

Refer to the Definition page for terms.

QUALITY CONTROL CERTIFICATE



Job ID : 25022015

Date : 2/26/2025

Analysis : Volatile Organic Compounds in Air by GCMS Method : EPA TO-15 Reporting Units : nL

QC Batch ID : Qb25022045 Created Date : 02/20/25 Created By : AVBembde

Samples in This QC Batch : 25022015.01

QC Type: LCS and LCSD										
Parameter	LCS Spk Added	LCS Result	LCS % Rec	LCSD Spk Added	LCSD Result	LCSD % Rec	RPD	RPD CtrlLimit	%Recovery CtrlLimit	Qual
cis-1,3-Dichloropropene	5	5.41	108	5	5.44	109	0.6	30	70-128	
trans-1,3-Dichloropropene	5	5.41	108	5	5.44	109	0.6	30	75-133	
1,1,2-Trichloroethane	5	5.43	109	5	5.42	108	0.2	30	73-119	
Toluene	5	5.29	106	5	5.29	106	0	30	66-119	
1,2-Dibromoethane	5	5.22	104	5	5.32	106	1.9	30	74-122	
Tetrachloroethylene	5	5.41	108	5	5.38	108	0.6	30	66-124	
Chlorobenzene	5	5.61	112	5	5.57	111	0.7	30	70-119	
Ethylbenzene	5	5.88	118	5	5.82	116	1	30	70-124	
m- & p-Xylenes	10	11.5	115	10	11.4	114	1.1	30	61-134	
Styrene	5	5.38	108	5	5.40	108	0.4	30	73-127	
o-Xylene	5	5.84	117	5	5.81	116	0.5	30	67-125	
1,1,2,2-Tetrachloroethane	5	5.78	116	5	5.87	117	1.6	30	65-127	
1,3,5-Trimethylbenzene	5	5.79	116	5	5.95	119	2.7	30	67-130	
1,2,4-Trimethylbenzene	5	5.61	112	5	5.85	117	4.2	30	66-132	
1,3-Dichlorobenzene	5	5.21	104	5	5.43	109	4.1	30	65-130	
1,4-Dichlorobenzene	5	5.01	100	5	5.21	104	3.9	30	60-131	
1,2-Dichlorobenzene	5	5.13	103	5	5.39	108	4.9	30	63-129	
1,2,4-Trichlorobenzene	5	4.24	84.8	5	4.84	96.8	13.2	30	41-142	
Hexachlorobutadiene	5	5.01	100	5	5.57	111	10.6	30	56-138	
Propylene	5	5.78	116	5	5.77	115	0.2	30	57-136	
1,3-Butadiene	5	5.55	111	5	5.56	111	0.2	30	66-134	
Ethanol	5	3.78	75.6	5	3.92	78.4	3.6	30	59-125	
Acetone	5	4.69	93.8	5	4.85	97	3.4	30	58-128	
Isopropyl Alcohol	5	4.56	91.2	5	4.80	96	5.1	30	52-134	
Carbon disulfide	5	4.96	99.2	5	5.00	100	0.8	30	57-134	
MTBE	5	5.42	108	5	5.53	111	2	30	66-126	
2-Butanone	5	5.18	104	5	5.21	104	0.6	30	67-130	
Ethyl acetate	5	4.92	98.4	5	4.76	95.2	3.3	30	65-128	
n-Hexane	5	5.15	103	5	5.14	103	0.2	30	63-120	
Tetrahydrofuran	5	5.34	107	5	5.37	107	0.6	30	64-123	
Cyclohexane	5	5.60	112	5	5.56	111	0.7	30	70-117	
n-Heptane	5	6.01	120	5	5.96	119	0.8	30	69-123	
MIBK	5	4.64	92.8	5	4.72	94.4	1.7	30	67-130	
Methyl Butyl Ketone	5	4.28	85.6	5	4.28	85.6	0	30	60-140	
Bromoform	5	5.98	120	5	5.95	119	0.5	30	66-139	
4-Ethyltoluene	5	5.58	112	5	5.73	115	2.6	30	67-129	
Benzyl chloride	5	5.03	101	5	5.32	106	5.6	30	50-147	
Bromodichloromethane	5	6.02	120	5	6.00	120	0.3	30	72-128	
Dibromochloromethane	5	5.88	118	5	5.87	117	0.2	30	70-130	
Vinyl Acetate	5	5.20	104	5	5.26	105	1.2	30	56-139	

ab-q213-0321

Refer to the Definition page for terms.

LABORATORY TERM AND QUALIFIER DEFINITION REPORT



Job ID : 25022015

Date: 2/26/2025

General Term Definition

Back-Wt	Back Weight	Post-Wt	Post Weight
BRL	Below Reporting Limit	ppm	parts per million
cfu	colony-forming units	Pre-Wt	Previous Weight
Conc.	Concentration	Q	Qualifier
D.F.	Dilution Factor	RegLimit	Regulatory Limit
Front-Wt	Front Weight	RLU	Relative Light Unit
J	Estimation. Below calibration range but above MDL	RPD	Relative Percent Difference
LCS	Laboratory Check Standard	RptLimit	Reporting Limit
LCSD	Laboratory Check Standard Duplicate	SDL	Sample Detection Limit
LOD	Limit of detection adjusted for %M + DF	SQL	Sample Quantitation Limit
LOQ	Limit of Quantitation adjusted for %M + DF	surr	Surrogate
MS	Matrix Spike	T	Time
MSD	Matrix Spike Duplicate	TNTC	Too numerous to count
MW	Molecular Weight	UQL	Unadjusted Upper Quantitation Limit
MQL	Unadjusted Minimum Quantitation Limit		

Qualifier Definition

E	Estimation. Above calibration range.
---	--------------------------------------



Sample Condition Checklist

A&B JobID : 25022015		Date Received : 02/19/2025	Time Received : 12:40PM		
Client Name : Permian Basin Environmental Lab, LP					
Temperature : 10.9°C		Sample pH : N/A			
Thermometer ID : IR7		pH Paper ID : N/A			
Perservative :		Lot# :			
	Check Points	Yes	No	N/A	
1.	Cooler Seal present and signed.		X		
2.	Sample(s) in a cooler.	X			
3.	If yes, ice in cooler.		X		
4.	Sample(s) received with chain-of-custody.	X			
5.	C-O-C signed and dated.	X			
6.	Sample(s) received with signed sample custody seal.		X		
7.	Sample containers arrived intact. (If No comment)	X			
8.	Matrix: Water <input type="checkbox"/> Soil <input type="checkbox"/> Liquid <input type="checkbox"/> Sludge <input type="checkbox"/> Solid <input type="checkbox"/> Cassette <input type="checkbox"/> Tube <input type="checkbox"/> Bulk <input type="checkbox"/> Badge <input type="checkbox"/> Food <input type="checkbox"/> Other <input checked="" type="checkbox"/>				
9.	Samples were received in appropriate container(s)	X			
10.	Sample(s) were received with Proper preservative			X	
11.	All samples were tagged or labeled.	X			
12.	Sample ID labels match C-O-C ID's.	X			
13.	Bottle count on C-O-C matches bottles found.	X			
14.	Sample volume is sufficient for analyses requested.	X			
15.	Samples were received with in the hold time.	X			
16.	VOA vials completely filled.			X	
17.	Sample accepted.	X			
18.	Has client been contacted about sub-out			X	

Comments : Include actions taken to resolve discrepancies/problem:
 Other: Air. Received 2-clear tedlar bags. ~MC 02/19/2025

Brought by : FedEx
 Received by : MClotfelter

Check in by/date : MClotfelter / 02/19/2025

ab-s005-1123

Phone : 713-453-6060

www.ablabs.com



CHAIN OF CUSTODY RECORD AND ANALYSIS REQUEST

Permian Basin Environmental Lab, LP
1400 Rankin HWY
Midland, Texas 79701

Phone: 432-686-7235
PBELAB_SUB_COC_V2

Project Manager: Brent Barron

Project Name: SUBCONTRACT

Company Name: PBEL

Project #:

Company Address: 1400 Rankin HWY

Project Loc:

City/State/Zip: Midland Texas 79701

PO #:

Telephone No: 432-661-4184

Fax No:

Report Format: X Standard [] TRRP [] NPDES

Sampler Signature: N/A

e-mail: brentbarron@pbelab.com

Table with columns: ORDER #, LAB # (lab use only), FIELD CODE, Beginning Depth, Ending Depth, Date Sampled, Time Sampled, Field Filtered, Total #. of Containers, ICE, HNO3 250 poly 1, HCl 3 40mL VOA, H2SO4 1 AMBER 500/250POLY, NaOH/Ascorbic Acid 250ML P, Na2S2O3, NONE, 125 ml. amber boston rounds, DW=Drinking Water SL=Sludge, GW=Groundwater S=Soil/Solid, NP=None-Potable Specify Other, TO-15 COMPLETE LIST, Analyze For, 24 HOUR, STANDARD. Row 1: DIA, 5B18009-01, 2/18/2025, 12:30, 1, X, AIR, X, X.

Job ID: 25022015
Barcode
02/19/2025 Permian Basin Environme AMS

Table with columns: Relinquished by, Date, Time, Received by, Date, Time, Laboratory Comments. Includes handwritten signatures and dates for FedEx and Kacie.

IR7 KS

ORIGIN ID:MAFA (432) 686-7235
TRESSA BLEDSOE
PERMIAN BASIN ENVIRONMENTAL LAB, LP
1400 RANKIN HWY

MIDLAND, TX 79701
UNITED STATES US

SHIP DATE: 18FEB25
ACTWGT: 2.00 LB
CAD: 107136846/INET4535
DIMS: 13x9x9 IN

BILL SENDER

TO **SAMPLE RECEIVING**
A & B ENVIRONMENTAL SERVICES
10100 EAST FREEWAY SUITE 100

HOUSTON TX 77029

(713) 453-6060

REF:

INV:

PO:

DEPT:

56CJ4Z6DE/CS64



FedEx
Express



WED - 19 FEB 5:00P
STANDARD OVERNIGHT

TRK#
0201 **7721 6348 8586**

AB HBYA

77029

TX-US IAH



After printing this label:

- 1. **CONSIGNEE COPY - PLEASE PLACE IN FRONT OF POUCH**
- 2. Fold the printed page along the horizontal line.
- 3. Place label in shipping pouch and affix it to your shipment.

Use of this system constitutes your agreement to the service conditions in the current FedEx Service Guide, available on fedex.com. FedEx will not be responsible for any claim in excess of \$100 per package, whether the result of loss, damage, delay, non-delivery, misdelivery, or misinformation, unless you declare a higher value, pay an additional charge, document your actual loss and file a timely claim. Limitations found in the current FedEx Service Guide apply. Your right to recover from FedEx for any loss, including intrinsic value of the package, loss of sales, income interest, profit, attorney's fees, costs, and other forms of damage whether direct, incidental, consequential, or special is limited to the greater of \$100 or the authorized declared value. Recovery cannot exceed actual documented loss. Maximum for items of extraordinary value is \$1,000, e.g. jewelry, precious metals, negotiable instruments and other items listed in our Service Guide. Written claims must be filed within strict time limits, see current FedEx Service Guide.

**PERMIAN BASIN
ENVIRONMENTAL LAB, LP
1400 Rankin Hwy
Midland, TX 79701**



Analytical Report

Prepared for:

Kimble Thrash

E Tech Environmental & Safety Solutions, Inc. [1]

13000 West County Road 100

Odessa, TX 79765

Project: SRS 2009-084

Project Number: SRS 2009-084

Location: Lea County, NM

Lab Order Number: 5C24006



Current Certification

Report Date: 04/09/25

E Tech Environmental & Safety Solutions, Inc. [1]
13000 West County Road 100
Odessa TX, 79765

Project: SRS 2009-084
Project Number: SRS 2009-084
Project Manager: Kimble Thrash

ANALYTICAL REPORT FOR SAMPLES

Sample ID	Laboratory ID	Matrix	Date Sampled	Date Received
EFF-1 (032425)	5C24006-01	Air	03/24/25 13:00	03-24-2025 16:18

8015 Modified analysis in air was subcontracted to Enthalpy Analytical, LLC in Deer Park, Tx, Cert T104704255. Their report is attached after the Chain of Custody.

E Tech Environmental & Safety Solutions, Inc. [1]
 13000 West County Road 100
 Odessa TX, 79765

Project: SRS 2009-084
 Project Number: SRS 2009-084
 Project Manager: Kimble Thrash

EFF-1 (032425)
5C24006-01 (Air)

Analyte	Result	Reporting Limit	Units	Dilution	Batch	Prepared	Analyzed	Method	Notes
---------	--------	-----------------	-------	----------	-------	----------	----------	--------	-------

Permian Basin Environmental Lab, L.P.

Organics by GC

Gasoline Range Organics	658	100	ug/l	1	P5D0909	03/25/25 14:00	03/25/25 14:21	EPA 8015M	SUB-18
Benzene	ND	1.66	ug/l	1	P5D0909	03/25/25 14:00	03/25/25 14:21	EPA 8015M	SUB-18
Toluene	ND	1.92	ug/l	1	P5D0909	03/25/25 14:00	03/25/25 14:21	EPA 8015M	SUB-18
Ethylbenzene	ND	2.18	ug/l	1	P5D0909	03/25/25 14:00	03/25/25 14:21	EPA 8015M	SUB-18
m,p-Xylene	ND	2.16	ug/l	1	P5D0909	03/25/25 14:00	03/25/25 14:21	EPA 8015M	SUB-18
o-Xylene	ND	2.18	ug/l	1	P5D0909	03/25/25 14:00	03/25/25 14:21	EPA 8015M	SUB-18

Permian Basin Environmental Lab, L.P.

The results in this report apply to the samples analyzed in accordance with the samples received in the laboratory. This analytical report must be reproduced in its entirety, with written approval of Permian Basin Environmental Lab.

1400 Rankin HWY Midland, TX 79701 432-686-7235

E Tech Environmental & Safety Solutions, Inc. [1]
13000 West County Road 100
Odessa TX, 79765

Project: SRS 2009-084
Project Number: SRS 2009-084
Project Manager: Kimble Thrash

Analyte	Result	Reporting Limit	Units	Spike Level	Source Result	%REC	%REC Limits	RPD	RPD Limit	Notes
---------	--------	-----------------	-------	-------------	---------------	------	-------------	-----	-----------	-------

Permian Basin Environmental Lab, L.P.

The results in this report apply to the samples analyzed in accordance with the samples received in the laboratory. This analytical report must be reproduced in its entirety, with written approval of Permian Basin Environmental Lab.

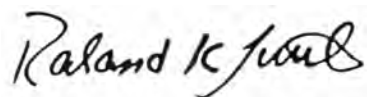
1400 Rankin HWY Midland, TX 79701 432-686-7235

E Tech Environmental & Safety Solutions, Inc. [1]
13000 West County Road 100
Odessa TX, 79765

Project: SRS 2009-084
Project Number: SRS 2009-084
Project Manager: Kimble Thrash

Notes and Definitions

- SUB-18 Subcontracted to Enthalp Analytical
- NPBEL C Chain of Custody was not generated at PBELAB
- DET Analyte DETECTED
- ND Analyte NOT DETECTED at or above the reporting limit
- NR Not Reported
- dry Sample results reported on a dry weight basis
- RPD Relative Percent Difference
- LCS Laboratory Control Spike
- MS Matrix Spike
- Dup Duplicate



Report Approved By: _____ Date: 4/9/2025

Raland Tuttle, Laboratory Manager/Technical Director

This material is intended only for the use of the individual (s) or entity to whom it is addressed, and may contain information that is privileged and confidential.

If you have received this material in error, please notify us immediately at 432-686-7235.



CHAIN OF CUSTODY RECORD AND ANALYSIS REQUEST

Permian Basin Environmental Lab, LP
1400 Rankin HWY
Midland, Texas 79701

L: CH: W:

Phone: 432-686-7235

Project Manager: Kimble Thrash
Company Name: Etech Environmental & Safety Solutions, Inc.
Company Address: P.O. Box 6228
City/State/Zip: Midland, TX 79711
Telephone No: (432) 563-2200
Sampler Signature: [Signature]

Project Name: SRS 2009-084
Project #: SRS 2009-084
Project Loc: Lea County, NM
PO #:
Report Format: [X] Standard [] TRRP [] NPDES

Fax No: (432) 563-2213
e-mail: kimble@etechenv.com; shane@etechenv.com; camille.bryant@plains.com; karolanne.hudgens@plains.com

Table with columns: LAB #, FIELD CODE, Beginning Depth, Ending Depth, Date Sampled, Time Sampled, Field Filtered, Total # of Containers, Preservation & # of Containers (Ice, HNO3, HCl, H2SO4, NaOH, Na2S2O3, None, Other), Matrix (DW, GW, NP, BTEX, TPH, GRC), Analyze For (TCLP, TOTAL), RUSH TAT, Standard TAT.

Special Instructions: Please invoice directly to Plains A/P 333 Clay St., Houston, TX 77002 and reference the SRS number in the Project Name.

Table for Relinquished/Received by with columns for Date and Time. Includes handwritten signatures and dates like 3/24/25 16:18.

Laboratory Comments: Sample Containers Intact? VOCs Free of Headspace? Custody seals on container(s)? ... Temperature Upon Receipt: Received: 22.8 °C Adjusted: 22.8 °C



CHAIN OF CUSTODY RECORD AND ANALYSIS REQUEST

Permian Basin Environmental Lab, LP
1400 Rankin HWY
Midland, Texas 79701

Phone: 432-686-7235
PBELAB_SUB_COC_V2

Project Manager: Brent Barron

Project Name: SUBCONTRACT

Company Name: PBEL

Project #:

Company Address: 1400 Rankin HWY

Project Loc:

City/State/Zip: Midland Texas 79701

PO #:

Telephone No: 432-661-4184

Fax No:

Report Format: X Standard [] TRRP [] NPDES

Sampler Signature: N/A

e-mail: brentbarron@pbelab.com

Table with columns: LAB # (lab use only), FIELD CODE, Beginning Depth, Ending Depth, Date Sampled, Time Sampled, Field Filtered, Total #. of Containers, ICE, HNO3 250 poly 1, HCl 3 40mL VOA, H2SO4 1 AMBER 500/250POLY, NaOH/Ascorbic Acid 250ML P, Na2S2O3, NONE, 125 ml. amber boston rounds, DW=Drinking Water SL=Sludge, GW = Groundwater S=Soil/Solid, NP=Non-Potable Specify Other, 8015M W/ TO-15, Analyze For, 24 HOUR RUSH STANDARD.

Please add tressa@pbelab.com AND sara@pbelab.com for WOA and reports.

Laboratory Comments table with rows: Sample Containers Intact?, VOCs Free of Headspace?, Labels on container(s), Custody seals on container(s), Custody seals on cooler(s), Sample Hand Delivered, by Sampler/Client Rep. ?, by Courier?, UPS, DHL, FedEx, Lone Star, Temperature Upon Receipt, Received: °C, Adjusted: °C Factor.

Relinquished by: Brent Barron, 3/24/2025, 17:00, Received by: Date, Time, Date, Time. Includes fields for Date, Time, and various shipping options.

Released to Imaging: 4/22/2026 1:11:19 PM

Received by OCD: 4/17/2026 8:03:30 PM

Page 132 of 308

Permian Basin Environmental Lab

1400 Rankin HWY
Midland, TX 79701

5C24006
Midland, TX

Analytical Report
(0325-1031)

EPA Method 8015-Modified (Air)
Benzene, Toluene, Ethylbenzene,
m,p-Xylenes, o-Xylene, Gasoline Range Organics (GRO)



Enthalpy Analytical, LLC

Phone: (281) 984 - 7021 / www.enthalpy.com
931 Seaco Ct. Deer Park, TX 77536-3187

I certify that to the best of my knowledge all analytical data presented in this report:

- Have been checked for completeness
- Are accurate, error-free, and legible
- Have been conducted in accordance with approved protocol, and that all deviations and analytical problems are summarized in the appropriate narrative(s)

This analytical report was prepared in Portable Document Format (.PDF). This report shall not be reproduced except in full without approval of the laboratory. This will provide assurance that parts of a report are not taken out of context.



QA Review Performed by: Erryl Pennington, QA Associate

Report Issued: 04/08/2025



Results



Enthalpy Analytical

Job No.: 0325-1031-1 EPA Method 8015 Modified
 PBEL 5C24006 Midland, TX

Sample Name 5C24006
 Sample Info. 0325-1031-001
 Sampling Date 2025-03-24 13:00
 Received Date 2025-03-25 12:26
 Sample Type Sample
 Batch DPGC1-032525.v3
 Data File 004F0501.D
 Dilution 1.000
 Acquisition Date 2025-03-25 14:21
 Instrument Method GC1_HRVOC-ALK_101220_ACQ.M
 Matrix Air
 Instrument DP-GC01
 Enthalpy ID 0325-1031.EFF#1.Bag

Target Compound	RT (min)	Concentration (ug/L)	LOD (ug/L)	Flags
TVOC AS GRO		658	100	
Benzene	6.047	ND	1.66	ND,m
Toluene	[6.832]	ND	1.92	ND
Ethylbenzene	[7.578]	ND	2.18	ND
m,p-Xylene	[7.640]	ND	2.16	ND
o-Xylene	[7.875]	ND	2.18	ND

(ND) = Not Detected

(J) = Below Calibration Range, (E) = Above Calibration Range, (m) = Manual Integration

Enthalpy Analytical

Job No.: 0325-1031-1 EPA Method 8015 Modified
 PBEL 5C24006 Midland, TX

Sample Name 0325-1031.EFF#1 Dup.Bag
 Sample Info. 0325-1031-001 duplicate
 Sample Type Lab Dup
 Batch DPGC1-032525.v3
 Data File 004F0701.D
 Dilution 1.000
 Acquisition Date 2025-03-25 14:57
 Instrument Method GC1_HRVOC-ALK_101220_ACQ.M
 Matrix Air
 Enthalpy ID 0325-1031.EFF#1 Dup.Bag

Target Compound	RT (min)	Concentration (ug/L)	Parent (ug/L)	LOD (ug/L)	Dup Diff %	Flags
TVOC AS GRO		650	658	100	1.2	
Benzene	6.043	ND	ND	1.66		ND,m
Toluene	[6.832]	ND	ND	1.92		ND
Ethylbenzene	[7.578]	ND	ND	2.18		ND
m,p-Xylene	[7.640]	ND	ND	2.16		ND
o-Xylene	[7.875]	ND	ND	2.18		ND

(ND) = Not Detected

(J) = Below Calibration Range, (E) = Above Calibration Range, (m) = Manual Integration

Enthalpy Analytical

Job No.: 0325-1031-1 EPA Method 8015 Modified
 PBEL 5C24006 Midland, TX

Sample Name 0325-1031.N2 #MB.Bag
 Sample Info. Bulk N2
 Sample Type Blank
 Batch DPGC1-032525.v3
 Data File 001F0801.D
 Dilution 1.000
 Acquisition Date 2025-03-25 15:16
 Instrument Method GC1_HRVOC-ALK_101220_ACQ.M
 Matrix Air
 Instrument DP-GC01
 Enthalpy ID 0325-1031.N2 #MB.Bag

Target Compound	RT (min)	Concentration (ug/L)	LOD (ug/L)	Flags
TVOC AS GRO		ND	100	ND
Benzene	[6.039]	ND	1.66	ND
Toluene	[6.832]	ND	1.92	ND
Ethylbenzene	[7.578]	ND	2.18	ND
m,p-Xylene	[7.640]	ND	2.16	ND
o-Xylene	[7.875]	ND	2.18	ND

(ND) = Not Detected

(J) = Below Calibration Range, (E) = Above Calibration Range, (m) = Manual Integration

Enthalpy Analytical

Job No.: 0325-1031-1 EPA Method 8015 Modified
 PBEL 5C24006 Midland, TX

Sample Name 0325-1032.EFF#1 SP.Bag
 Sample Info. 0325-1032-001 GRO Spike
 Sample Type Spiked Sample
 Batch DPGC1-032525.v3
 Data File 014F1101.D
 Dilution 1.000
 Acquisition Date 2025-03-25 16:17
 Instrument Method GC1_HRVOC-ALK_101220_ACQ.M
 Matrix Air
 Enthalpy ID 0325-1032.EFF#1 SP.Bag

Target Compound	RT (min)	Spiked Sample Conc (ug/L)	Unspiked Conc (ug/L)	Expected Conc (ug/L)	Recovery (%)	Flags
TVOC AS GRO		821	1031	710	121.8	

(ND) = Not Detected

(J) = Below Calibration Range, (E) = Above Calibration Range, (m) = Manual Integration

Enthalpy Analytical

Job No.: 0325-1031-1 EPA Method 8015 Modified
PBEL 5C24006 Midland, TX

Sample Name 0325-1031.EFF#1 SP.Bag
Sample Info. 0325-1031-001 BTEX Spike
Sample Type Spiked Sample
Batch DPGC1-032525.v3
Data File 012F1001.D
Dilution 1.000
Acquisition Date 2025-03-25 15:53
Instrument Method GC1_HRVOC-ALK_101220_ACQ.M
Matrix Air
Enthalpy ID 0325-1031.EFF#1 SP.Bag

Target Compound	RT (min)	Spiked Sample Conc (ug/L)	Unspiked Conc (ug/L)	Expected Conc (ug/L)	Recovery (%)	Flags
Benzene	6.039	70.8	ND	67.1	105.6	
Toluene	6.832	87.8	ND	76.8	114.3	m
Ethylbenzene	7.578	93.9	ND	87.1	107.8	
m,p-Xylene	7.640	88.4	ND	86.2	102.5	
o-Xylene	7.874	89.2	ND	87.2	102.4	m

(ND) = Not Detected

(J) = Below Calibration Range, (E) = Above Calibration Range, (m) = Manual Integration

Enthalpy Analytical

Job No.: 0325-1031-1 EPA Method 8015 Modified
PBEL 5C24006 Midland, TX

Sample Name Prep1p399 #X4
Sample Info. MTBE/BTEX CCV
Sample Type CCV
Batch DPGC1-032525.v3
Data File 015F0101.D
Dilution 1.000
Acquisition Date 2025-03-25 13:07
Instrument Method GC1_HRVOC-ALK_101220_ACQ.M
Matrix Air
Enthalpy ID Prep1p399 #X4 ENV(1=1600,7=400)

Target Compound	RT (min)	Response	Concentration (ug/L)	Expected (ug/L)	Recovery (%)	Flags
Benzene	6.040	25	69.8	66.3	105	
Toluene	6.833	34	85.6	76.8	112	m
Ethylbenzene	7.578	40	101	87.1	115	
m,p-Xylene	7.641	39	98.9	86.2	115	
o-Xylene	7.875	39	101	87.2	116	

(ND) = Not Detected

(J) = Below Calibration Range, (E) = Above Calibration Range, (m) = Manual Integration

Enthalpy Analytical

Job No.: 0325-1031-1 EPA Method 8015 Modified
 PBEL 5C24006 Midland, TX

Sample Name Prep1p434 #G3
 Sample Info. GRO CCV
 Sample Type CCV
 Batch DPGC1-032525.v3
 Data File 003F0201.D
 Dilution 1.000
 Acquisition Date 2025-03-25 13:25
 Instrument Method GC1_HRVOC-ALK_101220_ACQ.M
 Matrix Air
 Enthalpy ID Prep1p434 #G3

Target Compound	RT (min)	Response	Concentration (ug/L)	Expected (ug/L)	Recovery (%)	Flags
GRO	6.830	112	462	504	91.6	m

(ND) = Not Detected

(J) = Below Calibration Range, (E) = Above Calibration Range, (m) = Manual Integration

Enthalpy Analytical

Job No.: 0325-1031-1 EPA Method 8015 Modified
PBEL 5C24006 Midland, TX

Sample Name Prep1p399 #X4 LCS
Sample Info. MTBE/BTEX LCS
Sample Type Lab Control Sample
Batch DPGC1-032525.v3
Data File 002F0301.D
Dilution 1.000
Acquisition Date 2025-03-25 13:43
Instrument Method GC1_HRVOC-ALK_101220_ACQ.M
Matrix Air
Enthalpy ID Prep1p399 #X4 LCS

Target Compound	RT (min)	Response	Concentration (ug/L)	Expected (ug/L)	Recovery (%)	Flags
Benzene	6.038	24	67.1	66.3	101	
Toluene	6.831	33	81.2	76.8	106	
Ethylbenzene	7.577	37	93.6	87.1	107	
m,p-Xylene	7.639	36	91.8	86.2	106	
o-Xylene	7.872	36	93.4	87.2	107	

(ND) = Not Detected

(J) = Below Calibration Range, (E) = Above Calibration Range, (m) = Manual Integration

Enthalpy Analytical

Job No.: 0325-1031-1 EPA Method 8015 Modified
PBEL 5C24006 Midland, TX

Sample Name Prep1p434 #G3 LCS
Sample Info. GRO LCS
Sample Type Lab Control Sample
Batch DPGC1-032525.v3
Data File 003F0401.D
Dilution 1.000
Acquisition Date 2025-03-25 14:02
Instrument Method GC1_HRVOC-ALK_101220_ACQ.M
Matrix Air
Enthalpy ID Prep1p434 #G3 LCS

Target Compound	RT (min)	Response	Concentration (ug/L)	Expected (ug/L)	Recovery (%)	Flags
GRO	6.830	111	458	504	90.8	m

(ND) = Not Detected

(J) = Below Calibration Range, (E) = Above Calibration Range, (m) = Manual Integration

Enthalpy Analytical

Job No.: 0325-1031-1 EPA Method 8015 Modified
PBEL 5C24006 Midland, TX

Sample Name Prep1p434 #G3
Sample Info. GRO CCV
Sample Type CCV
Batch DPGC1-032525.v3
Data File 003F1201.D
Dilution 1.000
Acquisition Date 2025-03-25 16:36
Instrument Method GC1_HRVOC-ALK_101220_ACQ.M
Matrix Air
Enthalpy ID Prep1p434 #G3

Target Compound	RT (min)	Response	Concentration (ug/L)	Expected (ug/L)	Recovery (%)	Flags
GRO	6.832	111	458	504	91.0	m

(ND) = Not Detected

(J) = Below Calibration Range, (E) = Above Calibration Range, (m) = Manual Integration

Enthalpy Analytical

Job No.: 0325-1031-1 EPA Method 8015 Modified
PBEL 5C24006 Midland, TX

Sample Name Prep1p399 #X4
Sample Info. MTBE/BTEX CCV
Sample Type CCV
Batch DPGC1-032525.v3
Data File 015F1301.D
Dilution 1.000
Acquisition Date 2025-03-25 16:57
Instrument Method GC1_HRVOC-ALK_101220_ACQ.M
Matrix Air
Enthalpy ID Prep1p399 #X4 ENV(1=1600,7=400)

Target Compound	RT (min)	Response	Concentration (ug/L)	Expected (ug/L)	Recovery (%)	Flags
Benzene	6.039	25	69.3	66.3	105	
Toluene	6.833	34	85.2	76.8	111	
Ethylbenzene	7.578	40	99.6	87.1	114	
m,p-Xylene	7.641	38	98.0	86.2	114	
o-Xylene	7.874	39	99.9	87.2	115	

(ND) = Not Detected

(J) = Below Calibration Range, (E) = Above Calibration Range, (m) = Manual Integration

Narrative Summary



Enthalpy Analytical Narrative Summary

Company	Permian Basin Environmental Lab
Job #	0325-1031 EPA Method 8015-Modified (Air)
Client #	5C24006
Custody	<p>Elijah Sulal received the sample on 03/25/25 at ambient temperature after being relinquished by PBEL. The sample was received in good condition.</p> <p>Prior to, during, and after analysis, the sample was kept under lock with access only to authorized personnel by Enthalpy Analytical, LLC.</p>
Analysis	<p>The sample was analyzed for benzene, toluene, ethylbenzene, m,p-xylenes, o-xylene (collectively, 'BTEX'), and Total VOCs (TVOC) as Gasoline Range Organics (GRO) using the general analytical procedures in EPA Method 8015, Non-Halogenated Organics using GC/FID, modified for analysis of Air matrix samples.</p> <p>GC #1 was used for the analysis.</p>
Calibration	The calibration curves used met all specified acceptance criteria.
QC Notes	<p>The analytes of interest were not identified at concentrations greater than the detection limit in the analyses of the laboratory blanks.</p> <p>The duplicate and matrix spike analyzed with the batch each met their respective criteria.</p>
Reporting Notes	The results presented in this report are representative of the samples as provided to the laboratory.



General Reporting Notes

The following are general reporting notes that are applicable to all Enthalpy Analytical, LLC data reports, unless specifically noted otherwise.

- Any analysis which refers to the method as “*Type*” represents a planned deviation from the reference method. For instance a Hydrogen Sulfide assay from a Tedlar bag would be labeled as “EPA Method 16-Type” because Tedlar bags are not mentioned as one of the collection options in EPA Method 16.
- The acronym **MDL** represents the Minimum Detection Limit. Below this value the laboratory cannot determine the presence of the analyte of interest reliably.
- The acronym **LOQ** represents the Limit of Quantification. Below this value the laboratory cannot quantitate the analyte of interest within the criteria of the method.
- The acronym **ND** following a value indicates a non-detect or analytical result below the MDL.
- The letter **J** in the Qualifier or Flag column in the results indicates that the value is between the MDL and the LOQ. The laboratory can positively identify the analyte of interest as present, but the value should be considered an estimate.
- The letter **E** in the Qualifier or Flag column indicates an analytical result exceeding 100% of the highest calibration point. The associated value should be considered as an estimate.
- Sample results are presented ‘as measured’ for single injection methodologies, or an average value if multiple injections are made. If all injections are below the MDL, the sample is considered non-detect and the ND value is presented. If one, but not all, are below the MDL, the MDL value is used for any injections that are below the MDL. For example, if the MDL is 0.500 and LOQ is 1.00, and the instrument measures 0.355, 0.620, and 0.442 - the result reported is the average of 0.500, 0.620, and 0.500 - - - i.e. 0.540 with a J flag.
- When a spike recovery (Bag Spike, Collocated Spike Train, or liquid matrix spike) is being calculated, the native (unspiked) sample result is used in the calculations, as long as the value is above the MDL. If a sample is ND, then 0 is used as the native amount (not the MDL value).
- The acronym **DF** represents Dilution Factor. This number represents dilution of the sample during the preparation and/or analysis process. The analytical result taken from a laboratory instrument is multiplied by the DF to determine the final undiluted sample results.
- The addition of **MS** to the Sample ID represents a Matrix Spike. An aliquot of an actual sample is spiked with a known amount of analyte so that a percent recovery value can be determined. The MS analysis indicates what effect the sample matrix may have on the target analyte, i.e. whether or not anything in the sample matrix interferes with the analysis of the analyte(s).



General Reporting Notes

(continued)

- The addition of **MSD** to the Sample ID represents a Matrix Spike Duplicate. Prepared in the same manner as a MS, the use of duplicate matrix spikes allows further confirmation of laboratory quality by showing the consistency of results gained by performing the same steps multiple times.
- The addition of **LD** to the Sample ID represents a Laboratory Duplicate. The analyst prepares an additional aliquot of sample for testing and the results of the duplicate analysis are compared to the initial result. The result should have a difference value of within 10% of the initial result (if the results of the original analysis are greater than the LOQ).
- The Sample ID **LCS** represents a Laboratory Control Sample. Clean matrix, similar to the client sample matrix, prepared and analyzed by the laboratory using the same reagents, spiking standards and procedures used for the client samples. The LCS is used to assess the control of the laboratory's analytical system. Whenever spikes are prepared for our client projects, two spikes are retained as LCSs. The LCSs are labeled with the associated project number and kept in-house at the appropriate temperature conditions. When the project samples are received for analysis, the LCSs are analyzed to confirm that the analyte could be recovered from the media, separate from the samples which were used on the project and which may have been affected by source matrix, sample collection, and/or sample transport.
- **Significant Figures:** Where the reported value is much greater than unity (1.00) in the units expressed, the number is rounded to a whole number of units, rather than to 3 significant figures. For example, a value of 10,456.45 ug catch is rounded to 10,456 ug. There are five significant digits displayed, but no confidence should be placed on more than two significant digits. In the case of small numbers, generally 3 significant figures are presented, but still only 2 should be used with confidence. Many neat materials are only certified to 3 digits, and as the mathematically correct final result is always 1 digit less than all its pre-cursors - 2 significant figures are what are most defensible.
- **Manual Integration:** The data systems used for processing will flag manually integrated peaks with an "M". There are several reasons a peak may be manually integrated. These reasons will be identified by the following two letter designations on sample chromatograms, if provided in the report. The peak was *not integrated* by the software "**NI**", the peak was *integrated incorrectly* by the software "**II**" or the *wrong peak* was integrated by the software "**WP**". These codes will accompany the analyst's manual integration stamp placed next to the compound name on the chromatogram.
- Raw data marked with strike-throughs or "redlines" are not used/reported.



Sample Custody



**This Is The Last Page
Of This Report.**



**PERMIAN BASIN
ENVIRONMENTAL LAB, LP
1400 Rankin Hwy
Midland, TX 79701**



Analytical Report

Prepared for:

Kimble Thrash

E Tech Environmental & Safety Solutions, Inc. [1]

13000 West County Road 100

Odessa, TX 79765

Project: SRS 2009-084

Project Number: SRS 2009-84

Location: Lea County, NM

Lab Order Number: 5D21024



Current Certification

Report Date: 05/09/25

E Tech Environmental & Safety Solutions, Inc. [1]
13000 West County Road 100
Odessa TX, 79765

Project: SRS 2009-084
Project Number: SRS 2009-84
Project Manager: Kimble Thrash

ANALYTICAL REPORT FOR SAMPLES

Sample ID	Laboratory ID	Matrix	Date Sampled	Date Received
EFF-1 (042025)	5D21024-01	Air	04/20/25 17:30	04-21-2025 12:38

BTEX 8260 and TPH GRO analysis were subcontracted to Enthalpy Analytical, LLC in Deer Park, Tx, Cert T104704255. Their report is attached after the Chain of Custody.

E Tech Environmental & Safety Solutions, Inc. [1]
 13000 West County Road 100
 Odessa TX, 79765

Project: SRS 2009-084
 Project Number: SRS 2009-84
 Project Manager: Kimble Thrash

EFF-1 (042025)
5D21024-01 (Air)

Analyte	Result	Reporting Limit	Units	Dilution	Batch	Prepared	Analyzed	Method	Notes
---------	--------	-----------------	-------	----------	-------	----------	----------	--------	-------

Permian Basin Environmental Lab, L.P.

Organics by GC

Gasoline Range Organics	199	100	ug/l	1	P5E0906	04/22/25 17:18	04/22/25 17:37	EPA 8015M	SUB-18
Benzene	ND	1.66	ug/l	1	P5E0906	04/22/25 17:18	04/22/25 17:37	EPA 8015M	SUB-18
Toluene	ND	1.92	ug/l	1	P5E0906	04/22/25 17:18	04/22/25 17:37	EPA 8015M	SUB-18
Ethylbenzene	ND	2.18	ug/l	1	P5E0906	04/22/25 17:18	04/22/25 17:37	EPA 8015M	SUB-18
m,p-Xylene	ND	2.16	ug/l	1	P5E0906	04/22/25 17:18	04/22/25 17:37	EPA 8015M	SUB-18
o-Xylene	ND	2.18	ug/l	1	P5E0906	04/22/25 17:18	04/22/25 17:37	EPA 8015M	SUB-18

Permian Basin Environmental Lab, L.P.

The results in this report apply to the samples analyzed in accordance with the samples received in the laboratory. This analytical report must be reproduced in its entirety, with written approval of Permian Basin Environmental Lab.

1400 Rankin HWY Midland, TX 79701 432-686-7235

E Tech Environmental & Safety Solutions, Inc. [1]
13000 West County Road 100
Odessa TX, 79765

Project: SRS 2009-084
Project Number: SRS 2009-84
Project Manager: Kimble Thrash

Analyte	Result	Reporting Limit	Units	Spike Level	Source Result	%REC	%REC Limits	RPD	RPD Limit	Notes
---------	--------	-----------------	-------	-------------	---------------	------	-------------	-----	-----------	-------

Permian Basin Environmental Lab, L.P.

The results in this report apply to the samples analyzed in accordance with the samples received in the laboratory. This analytical report must be reproduced in its entirety, with written approval of Permian Basin Environmental Lab.

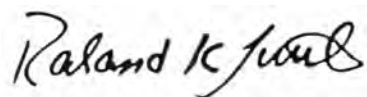
1400 Rankin HWY Midland, TX 79701 432-686-7235

E Tech Environmental & Safety Solutions, Inc. [1]
13000 West County Road 100
Odessa TX, 79765

Project: SRS 2009-084
Project Number: SRS 2009-84
Project Manager: Kimble Thrash

Notes and Definitions

- SUB-18 Subcontracted to Enthalp Analytical
- NPBEL C Chain of Custody was not generated at PBELAB
- DET Analyte DETECTED
- ND Analyte NOT DETECTED at or above the reporting limit
- NR Not Reported
- dry Sample results reported on a dry weight basis
- RPD Relative Percent Difference
- LCS Laboratory Control Spike
- MS Matrix Spike
- Dup Duplicate



Report Approved By: _____ Date: 5/9/2025

Raland Tuttle, Laboratory Manager/Technical Director

This material is intended only for the use of the individual (s) or entity to whom it is addressed, and may contain information that is privileged and confidential.

If you have received this material in error, please notify us immediately at 432-686-7235.



CHAIN OF CUSTODY RECORD AND ANALYSIS REQUEST

Permian Basin Environmental Lab, LP
1400 Rankin HWY
Midland, Texas 79701

L: CH: W:

Phone: 432-686-7235

Project Manager: Kimble Thrash
Company Name: Etech Environmental & Safety Solutions, Inc.
Company Address: P.O. Box 6228
City/State/Zip: Midland, TX 79711
Telephone No: (432) 563-2200
Sampler Signature: [Signature]

Project Name: SRS 2009-084
Project #: SRS 2009-084
Project Loc: Lea County, NM
PO #:
Report Format: [X] Standard [] TRRP [] NPDES
e-mail: kimble@etechenv.com; shane@etechenv.com; camille.bryant@plains.com; karolanne.hudgens@plains.com

Table with columns: LAB # (lab use only), FIELD CODE, Beginning Depth, Ending Depth, Date Sampled, Time Sampled, Field Filtered, Total #. of Containers, Preservation & # of Containers (Ice, HNO3, HCl, H2SO4, NaOH, Na2S2O3, None, Other), Matrix (DW=Drinking Water, GW=Groundwater, NP=Non-Potable), Analyze For (TCLP, TOTAL), RUSH TAT (Pre-Schedule) 24, 48, 72 hr, Standard TAT. Row 1: EFF-1 (042025), -, -, 4/20/2025, 1730, 2, X, Air, X, X, X.

Special Instructions: Please invoice directly to Plains A/P 333 Clay St., Houston, TX 77002 and reference the SRS number in the Project Name.

Table with columns: Relinquished by, Date, Time, Received by, Date, Time. Row 1: [Signature], 4-21-25, 12:38, [Signature], 4/21/25, 12:38.

Laboratory Comments: Sample Containers Intact? Y N; VOCs Free of Headspace? Y N; Labels on container(s) Y N; Custody seals on container(s) Y N; Custody seals on cooler(s) Y N; Sample Hand Delivered by Sampler/Client Rep.? Y N; by Courier? UPS DHL FedEx Lone Star; Temperature Upon Receipt: Received: 18.5 °C Thermometer: NCF; Adjusted: °C Factor: 13

Permian Basin Environmental Lab

1400 Rankin HWY
Midland, TX 79701

5D21024
Midland, TX

Analytical Report
(0425-1023)

EPA Method 8015-Modified (Air)
Benzene, Toluene, Ethylbenzene,
m,p-Xylenes, o-Xylene, Gasoline Range Organics (GRO)



Enthalpy Analytical, LLC

Phone: (281) 984 - 7021 / www.enthalpy.com
931 Seaco Ct. Deer Park, TX 77536-3187

I certify that to the best of my knowledge all analytical data presented in this report:

- Have been checked for completeness
- Are accurate, error-free, and legible
- Have been conducted in accordance with approved protocol, and that all deviations and analytical problems are summarized in the appropriate narrative(s)

This analytical report was prepared in Portable Document Format (.PDF). This report shall not be reproduced except in full without approval of the laboratory. This will provide assurance that parts of a report are not taken out of context.



QA Review Performed by: Erryl Pennington, QA Associate

Report Issued: 05/06/2025



Results



Enthalpy Analytical

Job No.: 0425-1023-1 EPA Method 8015 Modified
 5D21024 Midland, TX

Sample Name 5D21024
 Sample Info. 0425-1023-001
 Sampling Date 2025-04-20 17:30
 Received Date 2025-04-22 14:13
 Sample Type Sample
 Batch DPGC1-042225.v4
 Data File 005F0601.D
 Dilution 1.000
 Acquisition Date 2025-04-22 17:37
 Instrument Method GC1_HRVOC-ALK_101220_ACQ.M
 Matrix Air
 Instrument DP-GC01
 Enthalpy ID 0425-1023.5D21024.Bag

Target Compound	RT (min)	Concentration (ug/L)	LOD (ug/L)	Flags
TVOC AS GRO		199	100	
Benzene	[6.039]	ND	1.66	ND
Toluene	[6.832]	ND	1.92	ND
Ethylbenzene	[7.578]	ND	2.18	ND
m,p-Xylene	[7.640]	ND	2.16	ND
o-Xylene	[7.875]	ND	2.18	ND

(ND) = Not Detected

(J) = Below Calibration Range, (E) = Above Calibration Range, (m) = Manual Integration

Enthalpy Analytical

Job No.: 0425-1023-1 EPA Method 8015 Modified
 5D21024 Midland, TX

Sample Name 0425-1024.N2 #MB.Bag
 Sample Info. Bulk N2
 Sample Type Blank
 Batch DPGC1-042225.v4
 Data File 001F1101.D
 Dilution 1.000
 Acquisition Date 2025-04-22 19:09
 Instrument Method GC1_HRVOC-ALK_101220_ACQ.M
 Matrix Air
 Instrument DP-GC01
 Enthalpy ID 0425-1024.N2 #MB.Bag

Target Compound	RT (min)	Concentration (ug/L)	LOD (ug/L)	Flags
TVOC AS GRO		ND	100	ND
Benzene	[6.039]	ND	1.66	ND
Toluene	[6.832]	ND	1.92	ND
Ethylbenzene	[7.578]	ND	2.18	ND
m,p-Xylene	[7.640]	ND	2.16	ND
o-Xylene	[7.875]	ND	2.18	ND

(ND) = Not Detected

(J) = Below Calibration Range, (E) = Above Calibration Range, (m) = Manual Integration

Enthalpy Analytical

Job No.: 0425-1023-1 EPA Method 8015 Modified
 5D21024 Midland, TX

Sample Name 0425-1024.INF#2 Dup.Bag
 Sample Info. 0425-1024-003 duplicate
 Sample Type Lab Dup
 Batch DPGC1-042225.v4
 Data File 008F1601.D
 Dilution 1.000
 Acquisition Date 2025-04-23 10:05
 Instrument Method GC1_HRVOC-ALK_101220_ACQ.M
 Matrix Air
 Enthalpy ID 0425-1024.INF#2 Dup.Bag

Target Compound	RT (min)	Concentration (ug/L)	Parent (ug/L)	LOD (ug/L)	Dup Diff %	Flags
TVOC AS GRO		1598	1663	100	4.0	
Benzene	6.041	23.0	23.6	1.66	2.8	m
Toluene	6.832	68.4	71.6	1.92	4.6	m
Ethylbenzene	7.580	15.1	15.9	2.18	5.7	m
m,p-Xylene	7.638	35.2	38.1	2.16	7.7	m
o-Xylene	7.876	15.0	16.1	2.18	6.9	m

(ND) = Not Detected

(J) = Below Calibration Range, (E) = Above Calibration Range, (m) = Manual Integration

Enthalpy Analytical

Job No.: 0425-1023-1 EPA Method 8015 Modified
 5D21024 Midland, TX

Sample Name 0425-1024.INF#1 SP.Bag
 Sample Info. 0425-1024-001 GRO Spike
 Sample Type Spiked Sample
 Batch DPGC1-042225.v4
 Data File 014F1701.D
 Dilution 1.000
 Acquisition Date 2025-04-23 10:23
 Instrument Method GC1_HRVOC-ALK_101220_ACQ.M
 Matrix Air
 Enthalpy ID 0425-1024.INF#1 SP.Bag

Target Compound	RT (min)	Spiked Sample Conc (ug/L)	Unspiked Conc (ug/L)	Expected Conc (ug/L)	Recovery (%)	Flags
TVOC AS GRO		893	4091	830	113.8	

(ND) = Not Detected

(J) = Below Calibration Range, (E) = Above Calibration Range, (m) = Manual Integration

Enthalpy Analytical

Job No.: 0425-1023-1 EPA Method 8015 Modified
5D21024 Midland, TX

Sample Name 0425-1024.EFF#1 SP.Bag
Sample Info. 0425-1024-002 MTBE/BTEX Spike
Sample Type Spiked Sample
Batch DPGC1-042225.v4
Data File 010F1501.D
Dilution 1.000
Acquisition Date 2025-04-23 09:46
Instrument Method GC1_HRVOC-ALK_101220_ACQ.M
Matrix Air
Enthalpy ID 0425-1024.EFF#1 SP.Bag

Target Compound	RT (min)	Spiked Sample Conc (ug/L)	Unspiked Conc (ug/L)	Expected Conc (ug/L)	Recovery (%)	Flags
Benzene	6.043	66.7	ND	66.3	100.7	
Toluene	6.836	79.8	ND	76.8	103.9	m
Ethylbenzene	7.582	87.2	ND	87.1	100.1	
m,p-Xylene	7.645	84.2	ND	86.2	97.7	
o-Xylene	7.879	85.1	ND	87.2	97.6	

(ND) = Not Detected

(J) = Below Calibration Range, (E) = Above Calibration Range, (m) = Manual Integration

Enthalpy Analytical

Job No.: 0425-1023-1 EPA Method 8015 Modified
5D21024 Midland, TX

Sample Name Prep1p399 #X4
Sample Info. MTBE/BTEX CCV
Sample Type CCV
Batch DPGC1-042225.v4
Data File 015F0101.D
Dilution 1.000
Acquisition Date 2025-04-22 16:05
Instrument Method GC1_HRVOC-ALK_101220_ACQ.M
Matrix Air
Enthalpy ID Prep1p399 #X4 ENV(1=1600,7=400)

Target Compound	RT (min)	Response	Concentration (ug/L)	Expected (ug/L)	Recovery (%)	Flags
Benzene	6.042	24	68.4	66.3	103	
Toluene	6.836	34	84.9	76.8	111	
Ethylbenzene	7.582	40	101	87.1	116	
m,p-Xylene	7.645	39	100	86.2	116	
o-Xylene	7.879	40	103	87.2	118	

(ND) = Not Detected

(J) = Below Calibration Range, (E) = Above Calibration Range, (m) = Manual Integration

Enthalpy Analytical

Job No.: 0425-1023-1 EPA Method 8015 Modified
5D21024 Midland, TX

Sample Name Prep1p434 #G3
Sample Info. GRO CCV
Sample Type CCV
Batch DPGC1-042225.v4
Data File 003F0201.D
Dilution 1.000
Acquisition Date 2025-04-22 16:23
Instrument Method GC1_HRVOC-ALK_101220_ACQ.M
Matrix Air
Enthalpy ID Prep1p434 #G3

Target Compound	RT (min)	Response	Concentration (ug/L)	Expected (ug/L)	Recovery (%)	Flags
GRO	6.835	123	511	504	101	m

(ND) = Not Detected

(J) = Below Calibration Range, (E) = Above Calibration Range, (m) = Manual Integration

Enthalpy Analytical

Job No.: 0425-1023-1 EPA Method 8015 Modified
 5D21024 Midland, TX

Sample Name Prep1p399 #X4 LCS
 Sample Info. MTBE/BTEX LCS
 Sample Type Lab Control Sample
 Batch DPGC1-042225.v4
 Data File 002F0301.D
 Dilution 1.000
 Acquisition Date 2025-04-22 16:42
 Instrument Method GC1_HRVOC-ALK_101220_ACQ.M
 Matrix Air
 Enthalpy ID Prep1p399 #X4 LCS

Target Compound	RT (min)	Response	Concentration (ug/L)	Expected (ug/L)	Recovery (%)	Flags
Benzene	6.042	24	67.0	66.3	101	
Toluene	6.835	32	80.9	76.8	105	
Ethylbenzene	7.581	38	94.9	87.1	109	
m,p-Xylene	7.643	37	93.2	86.2	108	
o-Xylene	7.877	37	95.3	87.2	109	

(ND) = Not Detected

(J) = Below Calibration Range, (E) = Above Calibration Range, (m) = Manual Integration

Enthalpy Analytical

Job No.: 0425-1023-1 EPA Method 8015 Modified
 5D21024 Midland, TX

Sample Name Prep1p434 #G3 LCS
 Sample Info. GRO LCS
 Sample Type Lab Control Sample
 Batch DPGC1-042225.v4
 Data File 003F0401.D
 Dilution 1.000
 Acquisition Date 2025-04-22 17:00
 Instrument Method GC1_HRVOC-ALK_101220_ACQ.M
 Matrix Air
 Enthalpy ID Prep1p434 #G3 LCS

Target Compound	RT (min)	Response	Concentration (ug/L)	Expected (ug/L)	Recovery (%)	Flags
GRO	6.834	123	508	504	101	m

(ND) = Not Detected

(J) = Below Calibration Range, (E) = Above Calibration Range, (m) = Manual Integration

Enthalpy Analytical

Job No.: 0425-1023-1 EPA Method 8015 Modified
 5D21024 Midland, TX

Sample Name Prep1p434 #G3
 Sample Info. GRO CCV
 Sample Type CCV
 Batch DPGC1-042225.v4
 Data File 003F1201.D
 Dilution 1.000
 Acquisition Date 2025-04-22 19:28
 Instrument Method GC1_HRVOC-ALK_101220_ACQ.M
 Matrix Air
 Enthalpy ID Prep1p434 #G3

Target Compound	RT (min)	Response	Concentration (ug/L)	Expected (ug/L)	Recovery (%)	Flags
GRO	6.834	124	511	504	101	m

(ND) = Not Detected

(J) = Below Calibration Range, (E) = Above Calibration Range, (m) = Manual Integration

Enthalpy Analytical

Job No.: 0425-1023-1 EPA Method 8015 Modified
5D21024 Midland, TX

Sample Name Prep1p399 #X4
Sample Info. MTBE/BTEX CCV
Sample Type CCV
Batch DPGC1-042225.v4
Data File 015F1301.D
Dilution 1.000
Acquisition Date 2025-04-22 19:49
Instrument Method GC1_HRVOC-ALK_101220_ACQ.M
Matrix Air
Enthalpy ID Prep1p399 #X4 ENV(1=1600,7=400)

Target Compound	RT (min)	Response	Concentration (ug/L)	Expected (ug/L)	Recovery (%)	Flags
Benzene	6.043	25	68.8	66.3	104	
Toluene	6.836	34	85.2	76.8	111	
Ethylbenzene	7.583	40	101	87.1	117	
m,p-Xylene	7.645	39	100	86.2	116	
o-Xylene	7.879	40	103	87.2	118	

(ND) = Not Detected

(J) = Below Calibration Range, (E) = Above Calibration Range, (m) = Manual Integration

Enthalpy Analytical

Job No.: 0425-1023-1 EPA Method 8015 Modified
5D21024 Midland, TX

Sample Name Prep1p434 #G3
Sample Info. GRO CCV
Sample Type CCV
Batch DPGC1-042225.v4
Data File 003F1801.D
Dilution 1.000
Acquisition Date 2025-04-23 10:42
Instrument Method GC1_HRVOC-ALK_101220_ACQ.M
Matrix Air
Enthalpy ID Prep1p434 #G3

Target Compound	RT (min)	Response	Concentration (ug/L)	Expected (ug/L)	Recovery (%)	Flags
GRO	6.833	113	468	504	92.8	m

(ND) = Not Detected

(J) = Below Calibration Range, (E) = Above Calibration Range, (m) = Manual Integration

Enthalpy Analytical

Job No.: 0425-1023-1 EPA Method 8015 Modified
5D21024 Midland, TX

Sample Name Prep1p399 #X4
Sample Info. MTBE/BTEX CCV
Sample Type CCV
Batch DPGC1-042225.v4
Data File 015F1901.D
Dilution 1.000
Acquisition Date 2025-04-23 11:03
Instrument Method GC1_HRVOC-ALK_101220_ACQ.M
Matrix Air
Enthalpy ID Prep1p399 #X4 ENV(1=1600,7=400)

Target Compound	RT (min)	Response	Concentration (ug/L)	Expected (ug/L)	Recovery (%)	Flags
Benzene	6.042	25	68.7	66.3	104	
Toluene	6.835	34	84.8	76.8	110	
Ethylbenzene	7.581	40	101	87.1	116	
m,p-Xylene	7.644	39	99.3	86.2	115	
o-Xylene	7.878	39	102	87.2	116	

(ND) = Not Detected

(J) = Below Calibration Range, (E) = Above Calibration Range, (m) = Manual Integration

Narrative Summary



Enthalpy Analytical Narrative Summary

Company	Permian Basin Environmental Lab
Job #	0425-1023 EPA Method 8015-Modified (Air)
Client #	5D21024
Custody	<p>Elijah Sulal received the samples on 04/22/25 at ambient temperature after being relinquished by PBEL. The samples were received in good condition.</p> <p>Prior to, during, and after analysis, the samples were kept under lock with access only to authorized personnel by Enthalpy Analytical, LLC.</p>
Analysis	<p>The primary sample was analyzed for benzene, toluene, ethylbenzene, m,p-xylenes, o-xylene (collectively, 'BTEX'), and Total VOCs (TVOC) as Gasoline Range Organics (GRO) using the general analytical procedures in EPA Method 8015, Non-Halogenated Organics using GC/FID, modified for analysis of Air matrix samples.</p> <p>GC #1 was used for the analysis.</p>
Calibration	The calibration curves used met all specified acceptance criteria.
QC Notes	<p>The analytes of interest were not identified at concentrations greater than the detection limit in the analyses of the laboratory blanks.</p> <p>The duplicate and matrix spike analyzed with the batch each met their respective criteria.</p>
Reporting Notes	The results presented in this report are representative of the samples as provided to the laboratory.



General Reporting Notes

The following are general reporting notes that are applicable to all Enthalpy Analytical, LLC data reports, unless specifically noted otherwise.

- Any analysis which refers to the method as “**Type**” represents a planned deviation from the reference method. For instance a Hydrogen Sulfide assay from a Tedlar bag would be labeled as “EPA Method 16-Type” because Tedlar bags are not mentioned as one of the collection options in EPA Method 16.
- The acronym **MDL** represents the Minimum Detection Limit. Below this value the laboratory cannot determine the presence of the analyte of interest reliably.
- The acronym **LOQ** represents the Limit of Quantification. Below this value the laboratory cannot quantitate the analyte of interest within the criteria of the method.
- The acronym **ND** following a value indicates a non-detect or analytical result below the MDL.
- The letter **J** in the Qualifier or Flag column in the results indicates that the value is between the MDL and the LOQ. The laboratory can positively identify the analyte of interest as present, but the value should be considered an estimate.
- The letter **E** in the Qualifier or Flag column indicates an analytical result exceeding 100% of the highest calibration point. The associated value should be considered as an estimate.
- Sample results are presented ‘as measured’ for single injection methodologies, or an average value if multiple injections are made. If all injections are below the MDL, the sample is considered non-detect and the ND value is presented. If one, but not all, are below the MDL, the MDL value is used for any injections that are below the MDL. For example, if the MDL is 0.500 and LOQ is 1.00, and the instrument measures 0.355, 0.620, and 0.442 - the result reported is the average of 0.500, 0.620, and 0.500 - - - i.e. 0.540 with a J flag.
- When a spike recovery (Bag Spike, Collocated Spike Train, or liquid matrix spike) is being calculated, the native (unspiked) sample result is used in the calculations, as long as the value is above the MDL. If a sample is ND, then 0 is used as the native amount (not the MDL value).
- The acronym **DF** represents Dilution Factor. This number represents dilution of the sample during the preparation and/or analysis process. The analytical result taken from a laboratory instrument is multiplied by the DF to determine the final undiluted sample results.
- The addition of **MS** to the Sample ID represents a Matrix Spike. An aliquot of an actual sample is spiked with a known amount of analyte so that a percent recovery value can be determined. The MS analysis indicates what effect the sample matrix may have on the target analyte, i.e. whether or not anything in the sample matrix interferes with the analysis of the analyte(s).



General Reporting Notes (continued)

- The addition of **MSD** to the Sample ID represents a Matrix Spike Duplicate. Prepared in the same manner as a MS, the use of duplicate matrix spikes allows further confirmation of laboratory quality by showing the consistency of results gained by performing the same steps multiple times.
- The addition of **LD** to the Sample ID represents a Laboratory Duplicate. The analyst prepares an additional aliquot of sample for testing and the results of the duplicate analysis are compared to the initial result. The result should have a difference value of within 10% of the initial result (if the results of the original analysis are greater than the LOQ).
- The Sample ID **LCS** represents a Laboratory Control Sample. Clean matrix, similar to the client sample matrix, prepared and analyzed by the laboratory using the same reagents, spiking standards and procedures used for the client samples. The LCS is used to assess the control of the laboratory's analytical system. Whenever spikes are prepared for our client projects, two spikes are retained as LCSs. The LCSs are labeled with the associated project number and kept in-house at the appropriate temperature conditions. When the project samples are received for analysis, the LCSs are analyzed to confirm that the analyte could be recovered from the media, separate from the samples which were used on the project and which may have been affected by source matrix, sample collection, and/or sample transport.
- **Significant Figures:** Where the reported value is much greater than unity (1.00) in the units expressed, the number is rounded to a whole number of units, rather than to 3 significant figures. For example, a value of 10,456.45 ug catch is rounded to 10,456 ug. There are five significant digits displayed, but no confidence should be placed on more than two significant digits. In the case of small numbers, generally 3 significant figures are presented, but still only 2 should be used with confidence. Many neat materials are only certified to 3 digits, and as the mathematically correct final result is always 1 digit less than all its pre-cursors - 2 significant figures are what are most defensible.
- **Manual Integration:** The data systems used for processing will flag manually integrated peaks with an "M". There are several reasons a peak may be manually integrated. These reasons will be identified by the following two letter designations on sample chromatograms, if provided in the report. The peak was *not integrated* by the software "NI", the peak was *integrated incorrectly* by the software "II" or the *wrong peak* was integrated by the software "WP". These codes will accompany the analyst's manual integration stamp placed next to the compound name on the chromatogram.
- Raw data marked with strike-throughs or "redlines" are not used/reported.



Sample Custody



**This Is The Last Page
Of This Report.**



**PERMIAN BASIN
ENVIRONMENTAL LAB, LP
1400 Rankin Hwy
Midland, TX 79701**



Analytical Report

Prepared for:

Kimble Thrash

E Tech Environmental & Safety Solutions, Inc. [1]

13000 West County Road 100

Odessa, TX 79765

Project: SRS 2009-084

Project Number: SRS 2009-84

Location: Lea County, NM

Lab Order Number: 5E15004



Current Certification

Report Date: 06/05/25

E Tech Environmental & Safety Solutions, Inc. [1]
13000 West County Road 100
Odessa TX, 79765

Project: SRS 2009-084
Project Number: SRS 2009-84
Project Manager: Kimble Thrash

ANALYTICAL REPORT FOR SAMPLES

Sample ID	Laboratory ID	Matrix	Date Sampled	Date Received
EFF-1 (051425)	5E15004-01	Air	05/14/25 15:30	05-15-2025 15:55

GRO and BTEX analysis were subcontracted to Enthalpy Analytical, LLC in Deer Park, Tx, Cert T104704255. Their report is attached after the Chain of Custody.

E Tech Environmental & Safety Solutions, Inc. [1]
 13000 West County Road 100
 Odessa TX, 79765

Project: SRS 2009-084
 Project Number: SRS 2009-84
 Project Manager: Kimble Thrash

EFF-1 (051425)
5E15004-01 (Air)

Analyte	Result	Reporting Limit	Units	Dilution	Batch	Prepared	Analyzed	Method	Notes
---------	--------	-----------------	-------	----------	-------	----------	----------	--------	-------

Permian Basin Environmental Lab, L.P.

Organics by GC

Gasoline Range Organics	1460	100	ug/l	1	P5F0409	05/16/25 12:00	05/16/25 13:03	EPA 8015M	SUB-18
Benzene	ND	1.66	ug/l	1	P5F0409	05/16/25 12:00	05/16/25 13:03	EPA 8015M	SUB-18
Toluene	ND	1.92	ug/l	1	P5F0409	05/16/25 12:00	05/16/25 13:03	EPA 8015M	SUB-18
Ethylbenzene	ND	2.18	ug/l	1	P5F0409	05/16/25 12:00	05/16/25 13:03	EPA 8015M	SUB-18
m,p-Xylene	ND	2.16	ug/l	1	P5F0409	05/16/25 12:00	05/16/25 13:03	EPA 8015M	SUB-18
o-Xylene	ND	2.18	ug/l	1	P5F0409	05/16/25 12:00	05/16/25 13:03	EPA 8015M	SUB-18

Permian Basin Environmental Lab, L.P.

The results in this report apply to the samples analyzed in accordance with the samples received in the laboratory. This analytical report must be reproduced in its entirety, with written approval of Permian Basin Environmental Lab.

1400 Rankin HWY Midland, TX 79701 432-686-7235

E Tech Environmental & Safety Solutions, Inc. [1]
13000 West County Road 100
Odessa TX, 79765

Project: SRS 2009-084
Project Number: SRS 2009-84
Project Manager: Kimble Thrash

Analyte	Result	Reporting Limit	Units	Spike Level	Source Result	%REC	%REC Limits	RPD	RPD Limit	Notes
---------	--------	-----------------	-------	-------------	---------------	------	-------------	-----	-----------	-------

Permian Basin Environmental Lab, L.P.

The results in this report apply to the samples analyzed in accordance with the samples received in the laboratory. This analytical report must be reproduced in its entirety, with written approval of Permian Basin Environmental Lab.

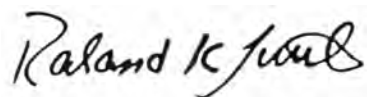
1400 Rankin HWY Midland, TX 79701 432-686-7235

E Tech Environmental & Safety Solutions, Inc. [1]
13000 West County Road 100
Odessa TX, 79765

Project: SRS 2009-084
Project Number: SRS 2009-84
Project Manager: Kimble Thrash

Notes and Definitions

- SUB-18 Subcontracted to Enthalp Analytical
- NPBEL C Chain of Custody was not generated at PBELAB
- DET Analyte DETECTED
- ND Analyte NOT DETECTED at or above the reporting limit
- NR Not Reported
- dry Sample results reported on a dry weight basis
- RPD Relative Percent Difference
- LCS Laboratory Control Spike
- MS Matrix Spike
- Dup Duplicate



Report Approved By: _____ Date: 6/5/2025

Raland Tuttle, Laboratory Manager/Technical Director

This material is intended only for the use of the individual (s) or entity to whom it is addressed, and may contain information that is privileged and confidential.

If you have received this material in error, please notify us immediately at 432-686-7235.



CHAIN OF CUSTODY RECORD AND ANALYSIS REQUEST

Permian Basin Environmental Lab, LP
1400 Rankin HWY
Midland, Texas 79701

L: CH: W:

Phone: 432-686-7235

Project Manager: Kimble Thrash
Company Name: Etech Environmental & Safety Solutions, Inc.
Company Address: P.O. Box 6228
City/State/Zip: Midland, TX 79711
Telephone No: (432) 563-2200
Fax No: (432) 563-2213
Sampler Signature: [Signature]

Project Name: SRS 2009-084
Project #: SRS 2009-084
Project Loc: Lea County, NM
PO #:
Report Format: [X] Standard [] TRRP [] NPDES
e-mail: kimble@etechenv.com; shane@etechenv.com; camille.bryant@plains.com; karolanne.hudgens@plains.com

Table with columns: LAB #, FIELD CODE, Beginning Depth, Ending Depth, Date Sampled, Time Sampled, Field Filtered, Total #. of Containers, Preservation & # of Containers (Ice, HNO3, HCl, H2SO4, NaOH, Na2S2O3, None, Other), Matrix (DW, GW, NP, BTEX, TPH), Analyze For (TCLP, TOTAL), RUSH TAT, Standard TAT. Row 1: EFF-1 (051425), -, -, 5/14/2025, 1530, 1, Air, X, X, X, X.

Special Instructions: Please invoice directly to Plains A/P 333 Clay St., Houston, TX 77002 and reference the SRS number in the Project Name.

Table for Chain of Custody: Relinquished by, Date, Time, Received by, Date, Time. Includes handwritten signatures and dates like 5/15/25 15:55.

Laboratory Comments: Sample Containers Intact? VOCs Free of Headspace? Labels on container(s) Custody seals on container(s) Custody seals on cooler(s) Sample Hand Delivered by Sampler/Client Rep.? by Courier? UPS DHL FedEx Lone Star Temperature Upon Receipt: Received: Adjusted: 6.0 °C Thermometer: °C Factor: NCF 13

Permian Basin Environmental Lab

1400 Rankin HWY
Midland, TX 79701

5D15004
Midland, TX
SRS 2009-084

Analytical Report
(0525-997)

EPA Method 8015-Modified (Air)

Benzene, Toluene, Ethylbenzene, m,p-Xylenes,
o-Xylene, Gasoline Range Organics (GRO)



Enthalpy Analytical, LLC

Phone: (281) 984 - 7021 / www.enthalpy.com
931 Seaco Ct. Deer Park, TX 77536-3187

I certify that to the best of my knowledge all analytical data presented in this report:

- Have been checked for completeness
- Are accurate, error-free, and legible
- Have been conducted in accordance with approved protocol, and that all deviations and analytical problems are summarized in the appropriate narrative(s)

This analytical report was prepared in Portable Document Format (.PDF). This report shall not be reproduced except in full without approval of the laboratory. This will provide assurance that parts of a report are not taken out of context.



QA Review Performed by: Erryl Pennington, QA Associate

Report Issued: 06/02/2025



Results



Enthalpy Analytical

Job No.: 0525-997-1 EPA Method 8015 Modified
 5D15004 - SRS 2009-084 Midland, TX

Sample Name 5D15004
 Sample Info. 0525-997-001
 Sampling Date 2025-05-14 15:30
 Received Date 2025-05-16 10:16
 Sample Type Sample
 Batch DPGC1-051625A.v3
 Data File 004F0501.D
 Dilution 1.000
 Acquisition Date 2025-05-16 13:03
 Instrument Method GC1_HRVOC-ALK_101220_ACQ.M
 Matrix Air
 Instrument DP-GC01
 Enthalpy ID 0525-997.5D15004.Bag

Target Compound	RT (min)	Concentration (ug/L)	LOD (ug/L)	Flags
TVOC AS GRO		1464	100	
Benzene	6.047	ND	1.66	ND,m
Toluene	[6.832]	ND	1.92	ND
Ethylbenzene	[7.578]	ND	2.18	ND
m,p-Xylene	[7.640]	ND	2.16	ND
o-Xylene	[7.875]	ND	2.18	ND

(ND) = Not Detected

(J) = Below Calibration Range, (E) = Above Calibration Range, (m) = Manual Integration

Enthalpy Analytical

Job No.: 0525-997-1 EPA Method 8015 Modified
5D15004 - SRS 2009-084 Midland, TX

Sample Name 0525-995.N2 #MB.Bag
Sample Info. Bulk N2
Sample Type Blank
Batch DPGC1-051625A.v3
Data File 001F1001.D
Dilution 1.000
Acquisition Date 2025-05-16 14:35
Instrument Method GC1_HRVOC-ALK_101220_ACQ.M
Matrix Air
Instrument DP-GC01
Enthalpy ID 0525-995.N2 #MB.Bag

Target Compound	RT (min)	Concentration (ug/L)	LOD (ug/L)	Flags
TVOC AS GRO		ND	100	ND
Benzene	[6.039]	ND	1.66	ND
Toluene	[6.832]	ND	1.92	ND
Ethylbenzene	[7.578]	ND	2.18	ND
m,p-Xylene	[7.640]	ND	2.16	ND
o-Xylene	[7.875]	ND	2.18	ND

(ND) = Not Detected

(J) = Below Calibration Range, (E) = Above Calibration Range, (m) = Manual Integration

Enthalpy Analytical

Job No.: 0525-997-1 EPA Method 8015 Modified
 5D15004 - SRS 2009-084 Midland, TX

Sample Name 0525-998.5E15005 Dup.Bag
 Sample Info. 0525-998-001 duplicate
 Sample Type Lab Dup
 Batch DPGC1-051625A.v3
 Data File 011F0701.D
 Dilution 1.000
 Acquisition Date 2025-05-16 13:40
 Instrument Method GC1_HRVOC-ALK_101220_ACQ.M
 Matrix Air
 Enthalpy ID 0525-998.5E15005 Dup.Bag

Target Compound	RT (min)	Concentration (ug/L)	Parent (ug/L)	LOD (ug/L)	Dup Diff %	Flags
TVOC AS GRO		1678	1689	100	0.7	
Benzene	[6.039]	ND	ND	1.66		ND
Toluene	6.834	43.2	43.8	1.92	1.4	m
Ethylbenzene	7.575	7.81	7.87	2.18	0.8	m
m,p-Xylene	7.634	35.0	36.0	2.16	2.7	m
o-Xylene	7.875	7.59	7.66	2.18	0.9	m

(ND) = Not Detected

(J) = Below Calibration Range, (E) = Above Calibration Range, (m) = Manual Integration

Enthalpy Analytical

Job No.: 0525-997-1 EPA Method 8015 Modified
 5D15004 - SRS 2009-084 Midland, TX

Sample Name 0525-995.INF#3 SP.Bag
 Sample Info. 0525-995-001 GRO Spike
 Sample Type Spiked Sample
 Batch DPGC1-051625A.v3
 Data File 005F0801.D
 Dilution 1.000
 Acquisition Date 2025-05-16 13:58
 Instrument Method GC1_HRVOC-ALK_101220_ACQ.M
 Matrix Air
 Enthalpy ID 0525-995.INF#3 SP.Bag

Target Compound	RT (min)	Spiked Sample Conc (ug/L)	Unspiked Conc (ug/L)	Expected Conc (ug/L)	Recovery (%)	Flags
TVOC AS GRO		1131	7529	1143	97.4	

(ND) = Not Detected

(J) = Below Calibration Range, (E) = Above Calibration Range, (m) = Manual Integration

Enthalpy Analytical

Job No.: 0525-997-1 EPA Method 8015 Modified
 5D15004 - SRS 2009-084 Midland, TX

Sample Name 0525-997.5D15004 SP.Bag
 Sample Info. 0525-997-001 BTEX spike
 Sample Type Spiked Sample
 Batch DPGC1-051625A.v3
 Data File 004F0901.D
 Dilution 1.000
 Acquisition Date 2025-05-16 14:17
 Instrument Method GC1_HRVOC-ALK_101220_ACQ.M
 Matrix Air
 Enthalpy ID 0525-997.5D15004 SP.Bag

Target Compound	RT (min)	Spiked Sample Conc (ug/L)	Unspiked Conc (ug/L)	Expected Conc (ug/L)	Recovery (%)	Flags
Benzene	6.043	78.7	ND	65.9	119.9	
Toluene	6.836	88.5	ND	75.8	116.8	m
Ethylbenzene	7.583	90.3	ND	87.5	103.3	m
m,p-Xylene	7.645	87.0	ND	87.5	99.5	
o-Xylene	7.879	89.0	ND	88.1	101.1	m

(ND) = Not Detected

(J) = Below Calibration Range, (E) = Above Calibration Range, (m) = Manual Integration

Enthalpy Analytical

Job No.: 0525-997-1 EPA Method 8015 Modified
 5D15004 - SRS 2009-084 Midland, TX

Sample Name Prep1p434 #G3 CCV
 Sample Info. GRO CCV
 Sample Type CCV
 Batch DPGC1-051625.v1
 Data File 003F0301.D
 Dilution 1.000
 Acquisition Date 2025-05-16 11:11
 Instrument Method GC1_HRVOC-ALK_101220_ACQ.M
 Matrix Air
 Enthalpy ID Prep1p434 #G3 CCV

Target Compound	RT (min)	Response	Concentration (ug/L)	Expected (ug/L)	Recovery (%)	Flags
GRO	6.836	112	463	504	91.9	m

(ND) = Not Detected

(J) = Below Calibration Range, (E) = Above Calibration Range, (m) = Manual Integration

Enthalpy Analytical

Job No.: 0525-997-1 EPA Method 8015 Modified
 5D15004 - SRS 2009-084 Midland, TX

Sample Name Prep1p442 #X4 CCV
 Sample Info. BTEX CCV
 Sample Type CCV
 Batch DPGC1-051625A.v3
 Data File 002F0101.D
 Dilution 1.000
 Acquisition Date 2025-05-16 11:50
 Instrument Method GC1_HRVOC-ALK_101220_ACQ.M
 Matrix Air
 Enthalpy ID Prep1p442 #X4 CCV

Target Compound	RT (min)	Response	Concentration (ug/L)	Expected (ug/L)	Recovery (%)	Flags
Benzene	6.043	28	77.1	64.6	119	
Toluene	6.837	32	79.6	75.8	105	
Ethylbenzene	7.584	36	91.1	87.5	104	
m,p-Xylene	7.646	36	91.7	87.5	105	
o-Xylene	7.880	36	92.9	88.1	105	

(ND) = Not Detected

(J) = Below Calibration Range, (E) = Above Calibration Range, (m) = Manual Integration

Enthalpy Analytical

Job No.: 0525-997-1 EPA Method 8015 Modified
 5D15004 - SRS 2009-084 Midland, TX

Sample Name Prep1p434 #G3 LCS
 Sample Info. GRO LCS
 Sample Type Lab Control Sample
 Batch DPGC1-051625A.v3
 Data File 003F0201.D
 Dilution 1.000
 Acquisition Date 2025-05-16 12:08
 Instrument Method GC1_HRVOC-ALK_101220_ACQ.M
 Matrix Air
 Enthalpy ID Prep1p434 #G3 LCS

Target Compound	RT (min)	Response	Concentration (ug/L)	Expected (ug/L)	Recovery (%)	Flags
GRO	6.836	112	462	504	91.8	m

(ND) = Not Detected

(J) = Below Calibration Range, (E) = Above Calibration Range, (m) = Manual Integration

Enthalpy Analytical

Job No.: 0525-997-1 EPA Method 8015 Modified
 5D15004 - SRS 2009-084 Midland, TX

Sample Name Prep1p442 #X4 LCS
 Sample Info. BTEX LCS
 Sample Type CCV
 Batch DPGC1-051625A.v4
 Data File 002F0301.D
 Dilution 1.000
 Acquisition Date 2025-05-16 12:26
 Instrument Method GC1_HRVOC-ALK_101220_ACQ.M
 Matrix Air
 Enthalpy ID Prep1p442 #X4 LCS

Target Compound	RT (min)	Response	Concentration (ug/L)	Expected (ug/L)	Recovery (%)	Flags
Benzene	6.043	27	76.5	64.6	118	
Toluene	6.836	32	78.8	75.8	104	
Ethylbenzene	7.583	36	90.1	87.5	103	
m,p-Xylene	7.645	35	90.4	87.5	103	
o-Xylene	7.879	36	91.7	88.1	104	

(ND) = Not Detected

(J) = Below Calibration Range, (E) = Above Calibration Range, (m) = Manual Integration

Enthalpy Analytical

Job No.: 0525-997-1 EPA Method 8015 Modified
 5D15004 - SRS 2009-084 Midland, TX

Sample Name Prep1p434 #G3 CCV
 Sample Info. GRO CCV
 Sample Type CCV
 Batch DPGC1-051625A.v3
 Data File 003F1101.D
 Dilution 1.000
 Acquisition Date 2025-05-16 14:53
 Instrument Method GC1_HRVOC-ALK_101220_ACQ.M
 Matrix Air
 Enthalpy ID Prep1p434 #G3 CCV

Target Compound	RT (min)	Response	Concentration (ug/L)	Expected (ug/L)	Recovery (%)	Flags
GRO	6.835	110	453	504	89.8	m

(ND) = Not Detected

(J) = Below Calibration Range, (E) = Above Calibration Range, (m) = Manual Integration

Enthalpy Analytical

Job No.: 0525-997-1 EPA Method 8015 Modified
5D15004 - SRS 2009-084 Midland, TX

Sample Name Prep1p442 #X4 CCV
Sample Info. BTEX CCV
Sample Type CCV
Batch DPGC1-051625A.v3
Data File 002F1201.D
Dilution 1.000
Acquisition Date 2025-05-16 15:11
Instrument Method GC1_HRVOC-ALK_101220_ACQ.M
Matrix Air
Enthalpy ID Prep1p442 #X4 CCV

Target Compound	RT (min)	Response	Concentration (ug/L)	Expected (ug/L)	Recovery (%)	Flags
Benzene	6.043	27	75.6	64.6	117	
Toluene	6.837	31	77.4	75.8	102	
Ethylbenzene	7.583	35	88.0	87.5	101	
m,p-Xylene	7.645	35	88.1	87.5	101	
o-Xylene	7.879	35	89.5	88.1	102	

(ND) = Not Detected

(J) = Below Calibration Range, (E) = Above Calibration Range, (m) = Manual Integration

Narrative Summary



Enthalpy Analytical Narrative Summary

Company	Permian Basin Environmental Lab
Job #	0525-997 EPA Method 8015-Modified (Air)
Client #	5D15004 SRS 2009-084
Custody	<p>Elijah Sulal received the sample on 05/16/25 at ambient temperature after being relinquished by PBEL. The sample was received in good condition.</p> <p>Prior to, during, and after analysis, the sample was kept under lock with access only to authorized personnel by Enthalpy Analytical, LLC.</p>
Analysis	<p>The sample was analyzed for benzene, toluene, ethylbenzene, m,p-xylenes, o-xylene (collectively, 'BTEX'), and Total VOCs (TVOC) as Gasoline Range Organics (GRO) using the general analytical procedures in EPA Method 8015, Non-Halogenated Organics using GC/FID, modified for analysis of Air matrix samples.</p> <p>GC #1 was used for the analysis.</p>
Calibration	The calibration curves used met all specified acceptance criteria.
QC Notes	<p>The analytes of interest were not identified at concentrations greater than the detection limit in the analyses of the laboratory blanks.</p> <p>The duplicate and matrix spike analyzed with the batch each met their respective criteria.</p>
Reporting Notes	The results presented in this report are representative of the samples as provided to the laboratory.



General Reporting Notes

The following are general reporting notes that are applicable to all Enthalpy Analytical, LLC data reports, unless specifically noted otherwise.

- Any analysis which refers to the method as “*Type*” represents a planned deviation from the reference method. For instance a Hydrogen Sulfide assay from a Tedlar bag would be labeled as “EPA Method 16-*Type*” because Tedlar bags are not mentioned as one of the collection options in EPA Method 16.
- The acronym **MDL** represents the Minimum Detection Limit. Below this value the laboratory cannot determine the presence of the analyte of interest reliably.
- The acronym **LOQ** represents the Limit of Quantification. Below this value the laboratory cannot quantitate the analyte of interest within the criteria of the method.
- The acronym **ND** following a value indicates a non-detect or analytical result below the MDL.
- The letter **J** in the Qualifier or Flag column in the results indicates that the value is between the MDL and the LOQ. The laboratory can positively identify the analyte of interest as present, but the value should be considered an estimate.
- The letter **E** in the Qualifier or Flag column indicates an analytical result exceeding 100% of the highest calibration point. The associated value should be considered as an estimate.
- Sample results are presented ‘as measured’ for single injection methodologies, or an average value if multiple injections are made. If all injections are below the MDL, the sample is considered non-detect and the ND value is presented. If one, but not all, are below the MDL, the MDL value is used for any injections that are below the MDL. For example, if the MDL is 0.500 and LOQ is 1.00, and the instrument measures 0.355, 0.620, and 0.442 - the result reported is the average of 0.500, 0.620, and 0.500 - - - i.e. 0.540 with a J flag.
- When a spike recovery (Bag Spike, Collocated Spike Train, or liquid matrix spike) is being calculated, the native (unspiked) sample result is used in the calculations, as long as the value is above the MDL. If a sample is ND, then 0 is used as the native amount (not the MDL value).
- The acronym **DF** represents Dilution Factor. This number represents dilution of the sample during the preparation and/or analysis process. The analytical result taken from a laboratory instrument is multiplied by the DF to determine the final undiluted sample results.
- The addition of **MS** to the Sample ID represents a Matrix Spike. An aliquot of an actual sample is spiked with a known amount of analyte so that a percent recovery value can be determined. The MS analysis indicates what effect the sample matrix may have on the target analyte, i.e. whether or not anything in the sample matrix interferes with the analysis of the analyte(s).



General Reporting Notes

(continued)

- The addition of **MSD** to the Sample ID represents a Matrix Spike Duplicate. Prepared in the same manner as a MS, the use of duplicate matrix spikes allows further confirmation of laboratory quality by showing the consistency of results gained by performing the same steps multiple times.
- The addition of **LD** to the Sample ID represents a Laboratory Duplicate. The analyst prepares an additional aliquot of sample for testing and the results of the duplicate analysis are compared to the initial result. The result should have a difference value of within 10% of the initial result (if the results of the original analysis are greater than the LOQ).
- The Sample ID **LCS** represents a Laboratory Control Sample. Clean matrix, similar to the client sample matrix, prepared and analyzed by the laboratory using the same reagents, spiking standards and procedures used for the client samples. The LCS is used to assess the control of the laboratory's analytical system. Whenever spikes are prepared for our client projects, two spikes are retained as LCSs. The LCSs are labeled with the associated project number and kept in-house at the appropriate temperature conditions. When the project samples are received for analysis, the LCSs are analyzed to confirm that the analyte could be recovered from the media, separate from the samples which were used on the project and which may have been affected by source matrix, sample collection, and/or sample transport.
- **Significant Figures:** Where the reported value is much greater than unity (1.00) in the units expressed, the number is rounded to a whole number of units, rather than to 3 significant figures. For example, a value of 10,456.45 ug catch is rounded to 10,456 ug. There are five significant digits displayed, but no confidence should be placed on more than two significant digits. In the case of small numbers, generally 3 significant figures are presented, but still only 2 should be used with confidence. Many neat materials are only certified to 3 digits, and as the mathematically correct final result is always 1 digit less than all its pre-cursors - 2 significant figures are what are most defensible.
- **Manual Integration:** The data systems used for processing will flag manually integrated peaks with an "M". There are several reasons a peak may be manually integrated. These reasons will be identified by the following two letter designations on sample chromatograms, if provided in the report. The peak was *not integrated* by the software "NI", the peak was *integrated incorrectly* by the software "II" or the *wrong peak* was integrated by the software "WP". These codes will accompany the analyst's manual integration stamp placed next to the compound name on the chromatogram.
- Raw data marked with strike-throughs or "redlines" are not used/reported.



Sample Custody



**This Is The Last Page
Of This Report.**





ANALYTICAL REPORT

June 20, 2025

- 1 Cp
- 2 Tc
- 3 Ss
- 4 Cn
- 5 Sr
- 6 Qc
- 7 Gl
- 8 Al
- 9 Sc

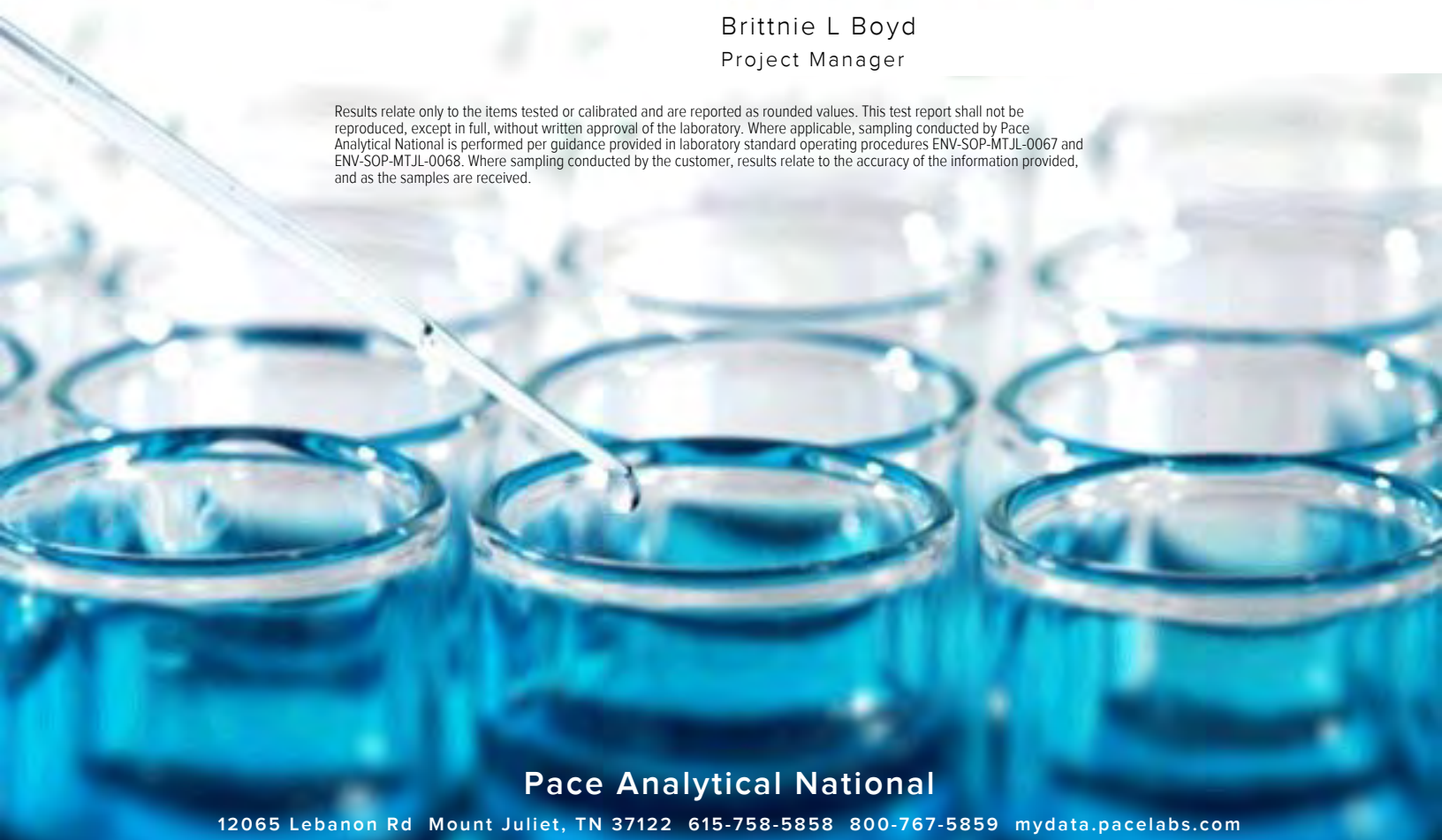
Plains All American Pipeline - ETECH

Sample Delivery Group: L1870576
 Samples Received: 06/18/2025
 Project Number: SRS 2009-084
 Description: SRS 2009-084
 Site: SRS 2009-084
 Report To: Kimble Thrash
 PO Box 62228
 Midland, TX 79711

Entire Report Reviewed By:







Brittnie L Boyd
Project Manager

Results relate only to the items tested or calibrated and are reported as rounded values. This test report shall not be reproduced, except in full, without written approval of the laboratory. Where applicable, sampling conducted by Pace Analytical National is performed per guidance provided in laboratory standard operating procedures ENV-SOP-MTJL-0067 and ENV-SOP-MTJL-0068. Where sampling conducted by the customer, results relate to the accuracy of the information provided, and as the samples are received.



Pace Analytical National

12065 Lebanon Rd Mount Juliet, TN 37122 615-758-5858 800-767-5859 mydata.pacelabs.com

Cp: Cover Page	1	
Tc: Table of Contents	2	
Ss: Sample Summary	3	
Cn: Case Narrative	4	
Sr: Sample Results	5	
EFF-1 (061625) L1870576-01	5	
Qc: Quality Control Summary	6	
Volatile Organic Compounds (MS) by Method TO-15	6	
Gl: Glossary of Terms	7	
Al: Accreditations & Locations	8	
Sc: Sample Chain of Custody	9	
		
		

SAMPLE SUMMARY

EFF-1 (061625) L1870576-01

Collected by
Collected date/time
Received date/time
06/16/25 15:45
06/18/25 09:00

Method	Batch	Dilution	Preparation date/time	Analysis date/time	Analyst	Location
Volatile Organic Compounds (MS) by Method TO-15	WG2541272	100	06/18/25 23:16	06/18/25 23:16	GH	Mt. Juliet, TN

- ¹Cp
- ²Tc
- ³Ss
- ⁴Cn
- ⁵Sr
- ⁶Qc
- ⁷Gl
- ⁸Al
- ⁹Sc

All sample aliquots were received at the correct temperature, in the proper containers, with the appropriate preservatives, and within method specified holding times, unless qualified or notated within the report. Where applicable, all MDL (LOD) and RDL (LOQ) values reported for environmental samples have been corrected for the dilution factor used in the analysis. All Method and Batch Quality Control are within established criteria except where addressed in this case narrative, a non-conformance form or properly qualified within the sample results. By my digital signature below, I affirm to the best of my knowledge, all problems/anomalies observed by the laboratory as having the potential to affect the quality of the data have been identified by the laboratory, and no information or data have been knowingly withheld that would affect the quality of the data.



Brittnie L Boyd
Project Manager

Sample Delivery Group (SDG) Narrative

Sample received in tedlar bag.

<u>Lab Sample ID</u>	<u>Project Sample ID</u>	<u>Method</u>
L1870576-01	EFF-1 (061625)	TO-15

- 1 Cp
- 2 Tc
- 3 Ss
- 4 Cn
- 5 Sr
- 6 Qc
- 7 Gl
- 8 Al
- 9 Sc

Collected date/time: 06/16/25 15:45

L1870576

Volatile Organic Compounds (MS) by Method TO-15

Analyte	CAS #	Mol. Wt.	RDL1 ppbv	RDL2 ug/m3	Result ppbv	Result ug/m3	Qualifier	Dilution	Batch
Benzene	71-43-2	78.10	20.0	63.9	ND	ND		100	WG2541272
Ethylbenzene	100-41-4	106	20.0	86.7	ND	ND		100	WG2541272
Toluene	108-88-3	92.10	50.0	188	105	396		100	WG2541272
Xylenes, Total	1330-20-7	106.16	60.0	261	63.7	277		100	WG2541272
m&p-Xylene		106	40.0	173	46.2	200		100	WG2541272
o-Xylene	95-47-6	106	20.0	86.7	ND	ND		100	WG2541272
TPH (GC/MS) Low Fraction	8006-61-9	101	20000	82600	50500	209000		100	WG2541272
(S) 1,4-Bromofluorobenzene	460-00-4	175	60.0-140		95.6				WG2541272

- 1 Cp
- 2 Tc
- 3 Ss
- 4 Cn
- 5 Sr
- 6 Qc
- 7 Gl
- 8 Al
- 9 Sc

Volatile Organic Compounds (MS) by Method TO-15

[L1870576-01](#)

Method Blank (MB)

(MB) R4232887-3 06/18/25 10:10

Analyte	MB Result	MB Qualifier	MB MDL	MB RDL
	ppbv		ppbv	ppbv
Benzene	U		0.110	0.200
Ethylbenzene	U		0.0778	0.200
Toluene	U		0.130	0.500
Xylenes, Total	U		0.0887	0.600
m&p-Xylene	U		0.174	0.400
o-Xylene	U		0.0887	0.200
TPH (GC/MS) Low Fraction	U		68.3	200
(S) 1,4-Bromofluorobenzene	79.0			60.0-140

¹ Cp

² Tc

³ Ss

⁴ Cn

⁵ Sr

⁶ Qc

Laboratory Control Sample (LCS) • Laboratory Control Sample Duplicate (LCSD)

(LCS) R4232887-1 06/18/25 09:08 • (LCSD) R4232887-2 06/18/25 09:40

Analyte	Spike Amount	LCS Result	LCSD Result	LCS Rec.	LCSD Rec.	Rec. Limits	LCS Qualifier	LCSD Qualifier	RPD	RPD Limits
	ppbv	ppbv	ppbv	%	%	%			%	%
Benzene	3.75	4.11	4.13	110	110	70.0-130			0.485	25
Ethylbenzene	3.75	3.89	3.97	104	106	70.0-130			2.04	25
Toluene	3.75	3.92	3.98	105	106	70.0-130			1.52	25
Xylenes, Total	11.3	13.0	13.1	115	116	70.0-130			0.766	25
m&p-Xylene	7.50	8.49	8.55	113	114	70.0-130			0.704	25
o-Xylene	3.75	4.50	4.53	120	121	70.0-130			0.664	25
TPH (GC/MS) Low Fraction	188	187	186	99.5	98.9	70.0-130			0.536	25
(S) 1,4-Bromofluorobenzene				100	97.7	60.0-140				

⁷ Gl

⁸ Al

⁹ Sc

Guide to Reading and Understanding Your Laboratory Report

The information below is designed to better explain the various terms used in your report of analytical results from the Laboratory. This is not intended as a comprehensive explanation, and if you have additional questions please contact your project representative.

Results Disclaimer - Information that may be provided by the customer, and contained within this report, include Permit Limits, Project Name, Sample ID, Sample Matrix, Sample Preservation, Field Blanks, Field Spikes, Field Duplicates, On-Site Data, Sampling Collection Dates/Times, and Sampling Location. Results relate to the accuracy of this information provided, and as the samples are received.

Abbreviations and Definitions

MDL	Method Detection Limit.
ND	Not detected at the Reporting Limit (or MDL where applicable).
RDL	Reported Detection Limit.
Rec.	Recovery.
RPD	Relative Percent Difference.
SDG	Sample Delivery Group.
(S)	Surrogate (Surrogate Standard) - Analytes added to every blank, sample, Laboratory Control Sample/Duplicate and Matrix Spike/Duplicate; used to evaluate analytical efficiency by measuring recovery. Surrogates are not expected to be detected in all environmental media.
U	Not detected at the Reporting Limit (or MDL where applicable).
Analyte	The name of the particular compound or analysis performed. Some Analyses and Methods will have multiple analytes reported.
Dilution	If the sample matrix contains an interfering material, the sample preparation volume or weight values differ from the standard, or if concentrations of analytes in the sample are higher than the highest limit of concentration that the laboratory can accurately report, the sample may be diluted for analysis. If a value different than 1 is used in this field, the result reported has already been corrected for this factor.
Limits	These are the target % recovery ranges or % difference value that the laboratory has historically determined as normal for the method and analyte being reported. Successful QC Sample analysis will target all analytes recovered or duplicated within these ranges.
Qualifier	This column provides a letter and/or number designation that corresponds to additional information concerning the result reported. If a Qualifier is present, a definition per Qualifier is provided within the Glossary and Definitions page and potentially a discussion of possible implications of the Qualifier in the Case Narrative if applicable.
Result	The actual analytical final result (corrected for any sample specific characteristics) reported for your sample. If there was no measurable result returned for a specific analyte, the result in this column may state "ND" (Not Detected) or "BDL" (Below Detectable Levels). The information in the results column should always be accompanied by either an MDL (Method Detection Limit) or RDL (Reporting Detection Limit) that defines the lowest value that the laboratory could detect or report for this analyte.
Uncertainty (Radiochemistry)	Confidence level of 2 sigma.
U (Radiochemistry)	Result + Error < MDA.
J (Radiochemistry)	Result < MDA; Result + Error > MDA.
Case Narrative (Cn)	A brief discussion about the included sample results, including a discussion of any non-conformances to protocol observed either at sample receipt by the laboratory from the field or during the analytical process. If present, there will be a section in the Case Narrative to discuss the meaning of any data qualifiers used in the report.
Quality Control Summary (Qc)	This section of the report includes the results of the laboratory quality control analyses required by procedure or analytical methods to assist in evaluating the validity of the results reported for your samples. These analyses are not being performed on your samples typically, but on laboratory generated material.
Sample Chain of Custody (Sc)	This is the document created in the field when your samples were initially collected. This is used to verify the time and date of collection, the person collecting the samples, and the analyses that the laboratory is requested to perform. This chain of custody also documents all persons (excluding commercial shippers) that have had control or possession of the samples from the time of collection until delivery to the laboratory for analysis.
Sample Results (Sr)	This section of your report will provide the results of all testing performed on your samples. These results are provided by sample ID and are separated by the analyses performed on each sample. The header line of each analysis section for each sample will provide the name and method number for the analysis reported.
Sample Summary (Ss)	This section of the Analytical Report defines the specific analyses performed for each sample ID, including the dates and times of preparation and/or analysis.

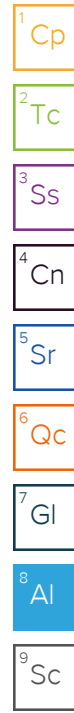
- 1 Cp
- 2 Tc
- 3 Ss
- 4 Cn
- 5 Sr
- 6 Qc
- 7 Gl
- 8 Al
- 9 Sc

Qualifier Description

The remainder of this page intentionally left blank, there are no qualifiers applied to this SDG.

Pace Analytical National 12065 Lebanon Rd Mount Juliet, TN 37122



Alabama	40660	Nebraska	NE-OS-15-05
Alaska	17-026	Nevada	TN000032021-1
Arizona	AZ0612	New Hampshire	2975
Arkansas	88-0469	New Jersey-NELAP	TN002
California	2932	New Mexico ¹	TN00003
Colorado	TN00003	New York	11742
Connecticut	PH-0197	North Carolina	Env375
Florida	E87487	North Carolina ¹	DW21704
Georgia	NELAP	North Carolina ³	41
Georgia ¹	923	North Dakota	R-140
Idaho	TN00003	Ohio-VAP	CL0069
Illinois	200008	Oklahoma	9915
Indiana	C-TN-01	Oregon	TN200002
Iowa	364	Pennsylvania	68-02979
Kansas	E-10277	Rhode Island	LA000356
Kentucky ^{1,6}	KY90010	South Carolina	84004002
Kentucky ²	16	South Dakota	n/a
Louisiana	AI30792	Tennessee ^{1,4}	2006
Louisiana	LA018	Texas	T104704245-20-18
Maine	TN00003	Texas ⁵	LAB0152
Maryland	324	Utah	TN000032021-11
Massachusetts	M-TN003	Vermont	VT2006
Michigan	9958	Virginia	110033
Minnesota	047-999-395	Washington	C847
Mississippi	TN00003	West Virginia	233
Missouri	340	Wisconsin	998093910
Montana	CERT0086	Wyoming	A2LA
A2LA – ISO 17025	1461.01	AIHA-LAP,LLC EMLAP	100789
A2LA – ISO 17025 ⁵	1461.02	DOD	1461.01
Canada	1461.01	USDA	P330-15-00234
EPA-Crypto	TN00003		





¹ Drinking Water ² Underground Storage Tanks ³ Aquatic Toxicity ⁴ Chemical/Microbiological ⁵ Mold ⁶ Wastewater n/a Accreditation not applicable

* Not all certifications held by the laboratory are applicable to the results reported in the attached report.

* Accreditation is only applicable to the test methods specified on each scope of accreditation held by Pace Analytical.

Company Name/Address: Plains All American Pipeline - ETECH PO Box 62228 Midland, TX 79711		Billing Information: Accounts Payable 333 Clay St Suite 1600 Houston, TX 77002		Analysis / Container / Preservative		Chain of Custody Page <u>1</u> of <u>1</u>	
Report to: Kimble Thrash (432) 894-9996		Email To: karolanne.hudgens@plains.com; camille.bryant@plains.com; chano@etechenv.com; kimble@etechenv.com		Pres Chk		 MT JULIET, TN 12065 Lebanon Rd Mount Juliet, TN 37122 Submitting a sample via this chain of custody constitutes acknowledgment and acceptance of the Pace Terms and Conditions found at https://info.pacelabs.com/submitting-a-sample-d-terms.pdf	
Project Description: SRS 2009-084		City/State Collected:		Please Circle: PT MT CT ET			
Regulatory Program(DOD,RCRA,DW,etc):		Client Project # SRS 2009-084		Lab Project # PLAINSETECH-20011122			
Collected by (print): Kimble Thrash		Site/Facility ID # SRS 2009-084		P.O. # SRS 2009-084			
Collected by (signature): 		Rush? (Lab MUST Be Notified) ___ Same Day ___ Five Day ___ Next Day ___ 5 Day (Rad Only) ___ Two Day ___ 10 Day (Rad Only) ___ Three Day <input checked="" type="checkbox"/> STD TAT		Quote #		No. of Cntrs BTEX 82608 TPH GAO	
Immediately Packed on Ice N <input type="checkbox"/> Y <input checked="" type="checkbox"/>		Date Results Needed					
Sample ID	Comp/Grab	Matrix *	Depth	Date	Time		
EFF-1 (061625)	Grab	AIR	N/A	06/16/2025	1545	2	X

* Matrix: SS - Soil AIR - Air F - Filter GW - Groundwater B - Bioassay WW - WasteWater DW - Drinking Water OT - Other		Remarks:		pH _____ Temp _____ Flow _____ Other _____		Sample Receipt Checklist COC Seal Present/Intact: <input checked="" type="checkbox"/> Y <input type="checkbox"/> N COC Signed/Accurate: <input checked="" type="checkbox"/> Y <input type="checkbox"/> N Bottles arrive intact: <input checked="" type="checkbox"/> Y <input type="checkbox"/> N Correct bottles used: <input checked="" type="checkbox"/> Y <input type="checkbox"/> N Sufficient volume sent: <input checked="" type="checkbox"/> Y <input type="checkbox"/> N If Applicable VOA Zero Headspace: <input checked="" type="checkbox"/> Y <input type="checkbox"/> N Preservation Correct/Checked: <input checked="" type="checkbox"/> Y <input type="checkbox"/> N RAD Screen <0.5 mR/hr: <input checked="" type="checkbox"/> Y <input type="checkbox"/> N	
Samples returned via: ___ UPS <input checked="" type="checkbox"/> FedEx ___ Courier		Tracking # 7464 0846 5950		Trip Blank Received: Yes <input type="checkbox"/> No <input checked="" type="checkbox"/>			
Relinquished by: (Signature) 	Date: 6/17/25	Time: 1230	Received by: (Signature) James Colston	HCL / MeOH TBR		Bottles Received: 2	
Relinquished by: (Signature) 	Date: 6/17/25	Time: 1320	Received by: (Signature)	Temp: TLA9 Amb		If preservation required by Login: Date/Time	
Relinquished by: (Signature)	Date:	Time:	Received for lab by: (Signature) Stevie Deamer	Date: 6/18/25	Time: 9:00am	Hold:	Condition: NCF / OK



ANALYTICAL REPORT

July 24, 2025

- 1 Cp
- 2 Tc
- 3 Ss
- 4 Cn
- 5 Sr
- 6 Qc
- 7 Gl
- 8 Al
- 9 Sc

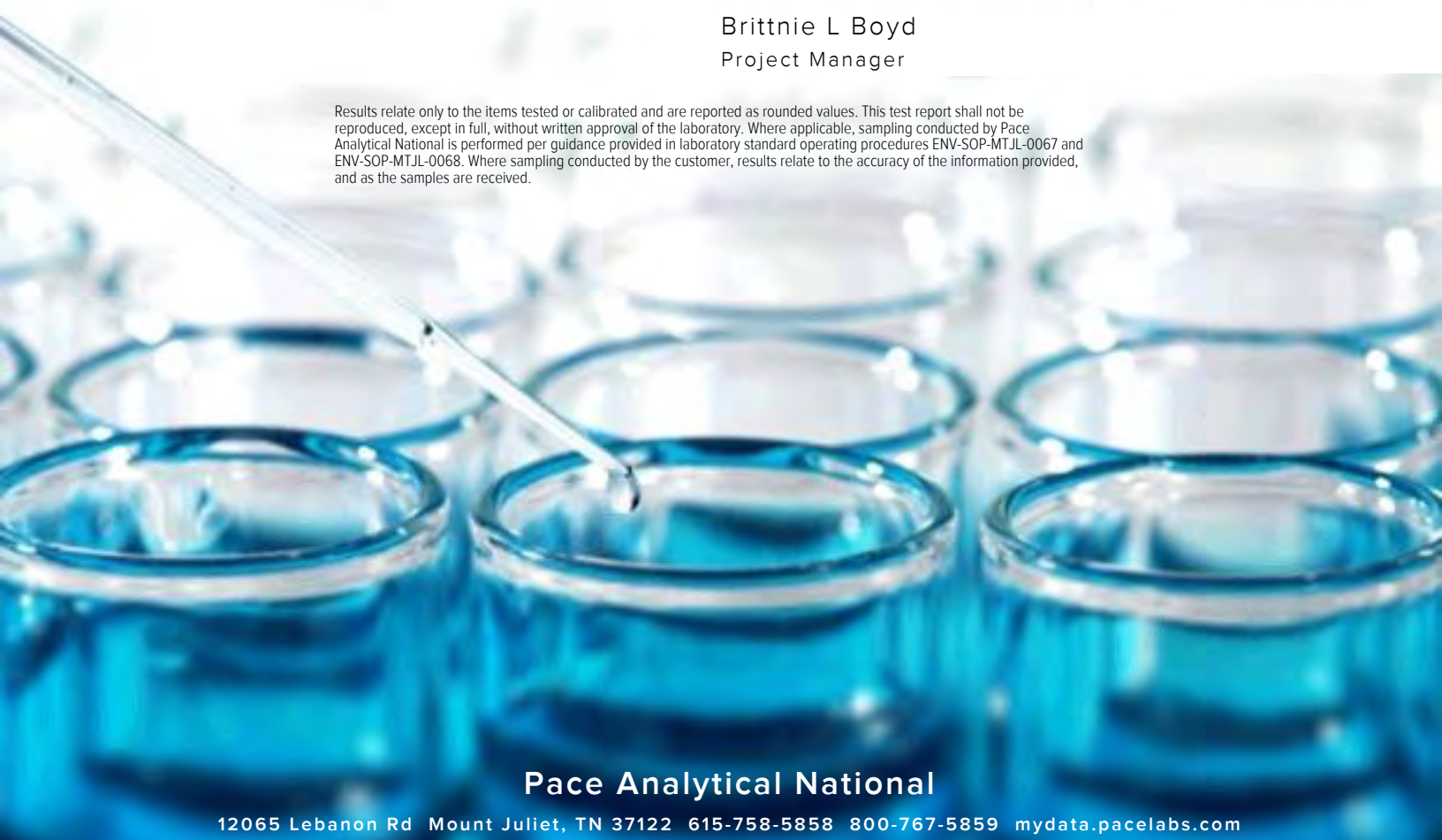
Plains All American Pipeline - ETECH

Sample Delivery Group: L1880076
 Samples Received: 07/19/2025
 Project Number: SRS 2009-084
 Description: SRS 2009-084
 Site: SRS 2009-084
 Report To: Kimble Thrash
 PO Box 62228
 Midland, TX 79711

Entire Report Reviewed By:

Brittnie L Boyd
Project Manager

Results relate only to the items tested or calibrated and are reported as rounded values. This test report shall not be reproduced, except in full, without written approval of the laboratory. Where applicable, sampling conducted by Pace Analytical National is performed per guidance provided in laboratory standard operating procedures ENV-SOP-MTJL-0067 and ENV-SOP-MTJL-0068. Where sampling conducted by the customer, results relate to the accuracy of the information provided, and as the samples are received.



Pace Analytical National

12065 Lebanon Rd Mount Juliet, TN 37122 615-758-5858 800-767-5859 mydata.pacelabs.com

Cp: Cover Page 1

Tc: Table of Contents 2

Ss: Sample Summary 3

Cn: Case Narrative 4

Sr: Sample Results 5

EFF-1 (071725) L1880076-01 5

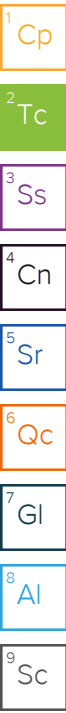
Qc: Quality Control Summary 7

Volatile Organic Compounds (MS) by Method TO-15 7

Gl: Glossary of Terms 12

Al: Accreditations & Locations 13

Sc: Sample Chain of Custody 14



EFF-1 (071725) L1880076-01

Collected by: Kimble Thrash
Collected date/time: 07/17/25 16:00
Received date/time: 07/19/25 08:30

Method	Batch	Dilution	Preparation date/time	Analysis date/time	Analyst	Location
Volatile Organic Compounds (MS) by Method TO-15	WG2563475	20	07/22/25 02:21	07/22/25 02:21	SSB	Mt. Juliet, TN
Volatile Organic Compounds (MS) by Method TO-15	WG2564063	400	07/22/25 20:13	07/22/25 20:13	DAH	Mt. Juliet, TN

- 1 Cp
- 2 Tc
- 3 Ss
- 4 Cn
- 5 Sr
- 6 Qc
- 7 Gl
- 8 Al
- 9 Sc

All sample aliquots were received at the correct temperature, in the proper containers, with the appropriate preservatives, and within method specified holding times, unless qualified or notated within the report. Where applicable, all MDL (LOD) and RDL (LOQ) values reported for environmental samples have been corrected for the dilution factor used in the analysis. All Method and Batch Quality Control are within established criteria except where addressed in this case narrative, a non-conformance form or properly qualified within the sample results. By my digital signature below, I affirm to the best of my knowledge, all problems/anomalies observed by the laboratory as having the potential to affect the quality of the data have been identified by the laboratory, and no information or data have been knowingly withheld that would affect the quality of the data.



Brittnie L Boyd
Project Manager

Sample Delivery Group (SDG) Narrative

Sample received in tedlar bag.

<u>Lab Sample ID</u>	<u>Project Sample ID</u>	<u>Method</u>
L1880076-01	EFF-1 (071725)	TO-15

- 1 Cp
- 2 Tc
- 3 Ss
- 4 Cn
- 5 Sr
- 6 Qc
- 7 Gl
- 8 Al
- 9 Sc

Collected date/time: 07/17/25 16:00

L1880076

Volatile Organic Compounds (MS) by Method TO-15

Analyte	CAS #	Mol. Wt.	RDL1 ppbv	RDL2 ug/m3	Result ppbv	Result ug/m3	Qualifier	Dilution	Batch
Acetone	67-64-1	58.10	25.0	59.4	ND	ND		20	WG2563475
Allyl chloride	107-05-1	76.53	4.00	12.5	ND	ND		20	WG2563475
Benzene	71-43-2	78.10	4.00	12.8	36.2	116		20	WG2563475
Benzyl Chloride	100-44-7	127	4.00	20.8	ND	ND		20	WG2563475
Bromodichloromethane	75-27-4	164	4.00	26.8	ND	ND		20	WG2563475
Bromoform	75-25-2	253	12.0	124	ND	ND		20	WG2563475
Bromomethane	74-83-9	94.90	4.00	15.5	ND	ND		20	WG2563475
1,3-Butadiene	106-99-0	54.10	40.0	88.5	ND	ND		20	WG2563475
Carbon disulfide	75-15-0	76.10	8.00	24.9	ND	ND		20	WG2563475
Carbon tetrachloride	56-23-5	154	4.00	25.2	ND	ND		20	WG2563475
Chlorobenzene	108-90-7	113	4.00	18.5	ND	ND		20	WG2563475
Chloroethane	75-00-3	64.50	4.00	10.6	ND	ND		20	WG2563475
Chloroform	67-66-3	119	4.00	19.5	ND	ND		20	WG2563475
Chloromethane	74-87-3	50.50	4.00	8.26	ND	ND		20	WG2563475
2-Chlorotoluene	95-49-8	126	4.00	20.6	ND	ND		20	WG2563475
Cyclohexane	110-82-7	84.20	80.0	276	13600	46800		400	WG2564063
Dibromochloromethane	124-48-1	208	4.00	34.0	ND	ND		20	WG2563475
1,2-Dibromoethane	106-93-4	188	4.00	30.8	ND	ND		20	WG2563475
1,2-Dichlorobenzene	95-50-1	147	4.00	24.0	ND	ND		20	WG2563475
1,3-Dichlorobenzene	541-73-1	147	4.00	24.0	ND	ND		20	WG2563475
1,4-Dichlorobenzene	106-46-7	147	4.00	24.0	ND	ND		20	WG2563475
1,2-Dichloroethane	107-06-2	99	4.00	16.2	ND	ND		20	WG2563475
1,1-Dichloroethane	75-34-3	98	4.00	16.0	ND	ND		20	WG2563475
1,1-Dichloroethene	75-35-4	96.90	4.00	15.9	ND	ND		20	WG2563475
cis-1,2-Dichloroethene	156-59-2	96.90	4.00	15.9	ND	ND		20	WG2563475
trans-1,2-Dichloroethene	156-60-5	96.90	4.00	15.9	ND	ND		20	WG2563475
1,2-Dichloropropane	78-87-5	113	4.00	18.5	ND	ND		20	WG2563475
cis-1,3-Dichloropropene	10061-01-5	111	4.00	18.2	ND	ND		20	WG2563475
trans-1,3-Dichloropropene	10061-02-6	111	4.00	18.2	ND	ND		20	WG2563475
1,4-Dioxane	123-91-1	88.10	12.6	45.4	ND	ND		20	WG2563475
Ethanol	64-17-5	46.10	50.0	94.3	ND	ND		20	WG2563475
Ethylbenzene	100-41-4	106	4.00	17.3	18.8	81.5		20	WG2563475
4-Ethyltoluene	622-96-8	120	4.00	19.6	87.7	430		20	WG2563475
Trichlorofluoromethane	75-69-4	137.40	4.00	22.5	ND	ND		20	WG2563475
Dichlorodifluoromethane	75-71-8	120.92	4.00	19.8	ND	ND		20	WG2563475
1,1,2-Trichlorotrifluoroethane	76-13-1	187.40	4.00	30.7	ND	ND		20	WG2563475
1,2-Dichlorotetrafluoroethane	76-14-2	171	4.00	28.0	ND	ND		20	WG2563475
Heptane	142-82-5	100	80.0	327	12400	50700		400	WG2564063
Hexachloro-1,3-butadiene	87-68-3	261	12.6	135	ND	ND		20	WG2563475
n-Hexane	110-54-3	86.20	252	888	10200	36000		400	WG2564063
Isopropylbenzene	98-82-8	120.20	4.00	19.7	ND	ND		20	WG2563475
Methylene Chloride	75-09-2	84.90	4.00	13.9	ND	ND		20	WG2563475
Methyl Butyl Ketone	591-78-6	100	25.0	102	ND	ND		20	WG2563475
2-Butanone (MEK)	78-93-3	72.10	25.0	73.7	ND	ND		20	WG2563475
4-Methyl-2-pentanone (MIBK)	108-10-1	100.10	25.0	102	ND	ND		20	WG2563475
Methyl methacrylate	80-62-6	100.12	4.00	16.4	ND	ND		20	WG2563475
MTBE	1634-04-4	88.10	4.00	14.4	ND	ND		20	WG2563475
Naphthalene	91-20-3	128	12.6	66.0	ND	ND		20	WG2563475
2-Propanol	67-63-0	60.10	25.0	61.5	ND	ND		20	WG2563475
Propene	115-07-1	42.10	25.0	43.0	26.0	44.8		20	WG2563475
Styrene	100-42-5	104	8.00	34.0	ND	ND		20	WG2563475
1,1,2,2-Tetrachloroethane	79-34-5	168	4.00	27.5	ND	ND		20	WG2563475
Tetrachloroethylene	127-18-4	166	4.00	27.2	ND	ND		20	WG2563475
Tetrahydrofuran	109-99-9	72.10	4.00	11.8	ND	ND		20	WG2563475
Toluene	108-88-3	92.10	10.0	37.7	25.0	94.2		20	WG2563475
1,2,4-Trichlorobenzene	120-82-1	181	12.6	93.3	ND	ND		20	WG2563475

1 Cp
2 Tc
3 Ss
4 Cn
5 Sr
6 Qc
7 Gl
8 Al
9 Sc

Collected date/time: 07/17/25 16:00

L1880076

Volatile Organic Compounds (MS) by Method TO-15

Analyte	CAS #	Mol. Wt.	RDL1 ppbv	RDL2 ug/m3	Result ppbv	Result ug/m3	Qualifier	Dilution	Batch
1,1,1-Trichloroethane	71-55-6	133	4.00	21.8	ND	ND		20	WG2563475
1,1,2-Trichloroethane	79-00-5	133	4.00	21.8	ND	ND		20	WG2563475
Trichloroethylene	79-01-6	131	4.00	21.4	ND	ND		20	WG2563475
1,2,4-Trimethylbenzene	95-63-6	120	4.00	19.6	240	1180		20	WG2563475
1,3,5-Trimethylbenzene	108-67-8	120	4.00	19.6	403	1980		20	WG2563475
2,2,4-Trimethylpentane	540-84-1	114.22	4.00	18.7	ND	ND		20	WG2563475
Vinyl chloride	75-01-4	62.50	4.00	10.2	ND	ND		20	WG2563475
Vinyl Bromide	593-60-2	106.95	4.00	17.5	ND	ND		20	WG2563475
Vinyl acetate	108-05-4	86.10	12.6	44.4	ND	ND		20	WG2563475
Xylenes, Total	1330-20-7	106.16	12.0	52.1	119	517		20	WG2563475
m&p-Xylene		106	8.00	34.7	93.5	405		20	WG2563475
o-Xylene	95-47-6	106	4.00	17.3	25.2	109		20	WG2563475
TPH (GC/MS) Low Fraction	8006-61-9	101	80000	330000	217000	896000		400	WG2564063
(S) 1,4-Bromofluorobenzene	460-00-4	175	60.0-140		153		J1		WG2563475
(S) 1,4-Bromofluorobenzene	460-00-4	175	60.0-140		104				WG2564063

- 1 Cp
- 2 Tc
- 3 Ss
- 4 Cn
- 5 Sr
- 6 Qc
- 7 Gl
- 8 Al
- 9 Sc

Sample Narrative:

L1880076-01 WG2563475: Surrogate failure due to matrix interference

Volatile Organic Compounds (MS) by Method TO-15

[L1880076-01](#)

Method Blank (MB)

(MB) R4247725-3 07/21/25 10:43

Analyte	MB Result	MB Qualifier	MB MDL	MB RDL
	ppbv		ppbv	ppbv
Acetone	U		0.520	1.25
Allyl chloride	U		0.186	0.200
Benzene	U		0.110	0.200
Benzyl Chloride	U		0.0888	0.200
Bromodichloromethane	U		0.0695	0.200
Bromoform	U		0.0755	0.600
Bromomethane	U		0.0938	0.200
1,3-Butadiene	U		0.158	2.00
Carbon disulfide	U		0.160	0.400
Carbon tetrachloride	U		0.0746	0.200
Chlorobenzene	U		0.118	0.200
Chloroethane	U		0.110	0.200
Chloroform	U		0.104	0.200
Chloromethane	U		0.110	0.200
2-Chlorotoluene	U		0.0787	0.200
Dibromochloromethane	U		0.0696	0.200
1,2-Dibromoethane	U		0.0690	0.200
1,2-Dichlorobenzene	U		0.0734	0.200
1,3-Dichlorobenzene	U		0.0753	0.200
1,4-Dichlorobenzene	U		0.0768	0.200
1,2-Dichloroethane	U		0.0730	0.200
1,1-Dichloroethane	U		0.0710	0.200
1,1-Dichloroethene	U		0.0747	0.200
cis-1,2-Dichloroethene	U		0.0796	0.200
trans-1,2-Dichloroethene	U		0.0735	0.200
1,2-Dichloropropane	U		0.0752	0.200
cis-1,3-Dichloropropene	U		0.0743	0.200
trans-1,3-Dichloropropene	U		0.0795	0.200
1,4-Dioxane	U		0.164	0.630
Ethanol	U		2.37	2.50
Ethylbenzene	U		0.0778	0.200
4-Ethyltoluene	U		0.0887	0.200
Trichlorofluoromethane	U		0.0771	0.200
Dichlorodifluoromethane	U		0.0806	0.200
1,1,2-Trichlorotrifluoroethane	U		0.0751	0.200
1,2-Dichlorotetrafluoroethane	U		0.0756	0.200
Hexachloro-1,3-butadiene	U		0.0800	0.630
Isopropylbenzene	U		0.0722	0.200
Methylene Chloride	U		0.169	0.200
Methyl Butyl Ketone	U		0.133	1.25

1 Cp
 2 Tc
 3 Ss
 4 Cn
 5 Sr
 6 Qc
 7 Gl
 8 Al
 9 Sc

Volatile Organic Compounds (MS) by Method TO-15

[L1880076-01](#)

Method Blank (MB)

(MB) R4247725-3 07/21/25 10:43

Analyte	MB Result	MB Qualifier	MB MDL	MB RDL
	ppbv		ppbv	ppbv
2-Butanone (MEK)	U		0.116	1.25
4-Methyl-2-pentanone (MIBK)	U		0.106	1.25
Methyl methacrylate	U		0.169	0.200
MTBE	U		0.0813	0.200
Naphthalene	U		0.617	0.630
2-Propanol	U		0.680	1.25
Propene	U		0.214	1.25
Styrene	U		0.0802	0.400
1,1,2-Tetrachloroethane	U		0.0695	0.200
Tetrachloroethylene	U		0.111	0.200
Tetrahydrofuran	U		0.164	0.200
Toluene	U		0.130	0.500
1,2,4-Trichlorobenzene	U		0.462	0.630
1,1,1-Trichloroethane	U		0.0718	0.200
1,1,2-Trichloroethane	U		0.0683	0.200
Trichloroethylene	U		0.0680	0.200
1,2,4-Trimethylbenzene	U		0.0927	0.200
1,3,5-Trimethylbenzene	U		0.0853	0.200
2,2,4-Trimethylpentane	U		0.0898	0.200
Vinyl chloride	U		0.0826	0.200
Vinyl Bromide	U		0.0749	0.200
Vinyl acetate	U		0.0968	0.630
Xylenes, Total	U		0.0887	0.600
m&p-Xylene	U		0.174	0.400
o-Xylene	U		0.0887	0.200
(S) 1,4-Bromofluorobenzene	90.2			60.0-140

1 Cp
 2 Tc
 3 Ss
 4 Cn
 5 Sr
 6 Qc
 7 Gl
 8 Al
 9 Sc

Laboratory Control Sample (LCS) • Laboratory Control Sample Duplicate (LCSD)

(LCS) R4247725-1 07/21/25 09:27 • (LCSD) R4247725-2 07/21/25 10:12

Analyte	Spike Amount	LCS Result	LCSD Result	LCS Rec.	LCSD Rec.	Rec. Limits	LCS Qualifier	LCSD Qualifier	RPD	RPD Limits
	ppbv	ppbv	ppbv	%	%	%			%	%
Acetone	3.75	4.16	4.25	111	113	70.0-130			2.14	25
Allyl chloride	3.75	4.57	4.82	122	129	70.0-130			5.32	25
Benzene	3.75	4.14	4.35	110	116	70.0-130			4.95	25
Benzyl Chloride	3.75	3.66	3.91	97.6	104	70.0-152			6.61	25
Bromodichloromethane	3.75	4.38	4.43	117	118	70.0-130			1.14	25
Bromoform	3.75	3.60	3.86	96.0	103	70.0-130			6.97	25
Bromomethane	3.75	4.28	4.22	114	113	70.0-130			1.41	25

Volatile Organic Compounds (MS) by Method TO-15

L1880076-01

Laboratory Control Sample (LCS) • Laboratory Control Sample Duplicate (LCSD)

(LCS) R4247725-1 07/21/25 09:27 • (LCSD) R4247725-2 07/21/25 10:12

Analyte	Spike Amount ppbv	LCS Result ppbv	LCSD Result ppbv	LCS Rec. %	LCSD Rec. %	Rec. Limits %	LCS Qualifier	LCSD Qualifier	RPD %	RPD Limits %
1,3-Butadiene	3.75	4.10	4.06	109	108	70.0-130			0.980	25
Carbon disulfide	7.50	8.33	8.74	111	117	70.0-130			4.80	25
Carbon tetrachloride	3.75	4.29	4.35	114	116	70.0-130			1.39	25
Chlorobenzene	3.75	4.07	4.20	109	112	70.0-130			3.14	25
Chloroethane	3.75	4.20	4.26	112	114	70.0-130			1.42	25
Chloroform	3.75	4.25	4.30	113	115	70.0-130			1.17	25
Chloromethane	3.75	4.07	4.35	109	116	70.0-130			6.65	25
2-Chlorotoluene	3.75	4.06	4.32	108	115	70.0-130			6.21	25
Dibromochloromethane	3.75	4.06	4.14	108	110	70.0-130			1.95	25
1,2-Dibromoethane	3.75	4.26	4.30	114	115	70.0-130			0.935	25
1,2-Dichlorobenzene	3.75	4.10	4.26	109	114	70.0-130			3.83	25
1,3-Dichlorobenzene	3.75	4.14	4.17	110	111	70.0-130			0.722	25
1,4-Dichlorobenzene	3.75	3.87	4.05	103	108	70.0-130			4.55	25
1,2-Dichloroethane	3.75	4.38	4.59	117	122	70.0-130			4.68	25
1,1-Dichloroethane	3.75	4.08	4.28	109	114	70.0-130			4.78	25
1,1-Dichloroethene	3.75	4.14	4.34	110	116	70.0-130			4.72	25
cis-1,2-Dichloroethene	3.75	4.09	4.22	109	113	70.0-130			3.13	25
trans-1,2-Dichloroethene	3.75	4.30	4.27	115	114	70.0-130			0.700	25
1,2-Dichloropropane	3.75	4.22	4.24	113	113	70.0-130			0.473	25
cis-1,3-Dichloropropene	3.75	3.81	3.85	102	103	70.0-130			1.04	25
trans-1,3-Dichloropropene	3.75	4.50	4.59	120	122	70.0-130			1.98	25
1,4-Dioxane	3.75	4.38	4.49	117	120	70.0-140			2.48	25
Ethanol	3.75	4.38	4.38	117	117	55.0-148			0.000	25
Ethylbenzene	3.75	4.08	4.27	109	114	70.0-130			4.55	25
4-Ethyltoluene	3.75	4.12	4.32	110	115	70.0-130			4.74	25
Trichlorofluoromethane	3.75	4.31	4.37	115	117	70.0-130			1.38	25
Dichlorodifluoromethane	3.75	4.24	4.31	113	115	64.0-139			1.64	25
1,1,2-Trichlorotrifluoroethane	3.75	4.12	4.34	110	116	70.0-130			5.20	25
1,2-Dichlorotetrafluoroethane	3.75	4.10	4.27	109	114	70.0-130			4.06	25
Hexachloro-1,3-butadiene	3.75	4.14	4.26	110	114	70.0-151			2.86	25
Isopropylbenzene	3.75	4.10	4.31	109	115	70.0-130			4.99	25
Methylene Chloride	3.75	4.19	4.27	112	114	70.0-130			1.89	25
Methyl Butyl Ketone	3.75	4.11	4.23	110	113	70.0-149			2.88	25
2-Butanone (MEK)	3.75	4.29	4.66	114	124	70.0-130			8.27	25
4-Methyl-2-pentanone (MIBK)	3.75	4.32	4.45	115	119	70.0-139			2.96	25
Methyl methacrylate	3.75	4.27	4.58	114	122	70.0-130			7.01	25
MTBE	3.75	4.23	4.25	113	113	70.0-130			0.472	25
Naphthalene	3.75	3.37	3.53	89.9	94.1	70.0-159			4.64	25
2-Propanol	3.75	4.20	4.25	112	113	70.0-139			1.18	25
Propene	3.75	4.05	4.37	108	117	64.0-144			7.60	25

1 Cp

2 Tc

3 Ss

4 Cn

5 Sr

6 Qc

7 Gl

8 Al

9 Sc

Volatile Organic Compounds (MS) by Method TO-15

[L1880076-01](#)

Laboratory Control Sample (LCS) • Laboratory Control Sample Duplicate (LCSD)

(LCS) R4247725-1 07/21/25 09:27 • (LCSD) R4247725-2 07/21/25 10:12

Analyte	Spike Amount ppbv	LCS Result ppbv	LCSD Result ppbv	LCS Rec. %	LCSD Rec. %	Rec. Limits %	<u>LCS Qualifier</u>	<u>LCSD Qualifier</u>	RPD %	RPD Limits %
Styrene	7.50	8.72	9.02	116	120	70.0-130			3.38	25
1,1,2,2-Tetrachloroethane	3.75	4.08	4.41	109	118	70.0-130			7.77	25
Tetrachloroethylene	3.75	4.30	4.35	115	116	70.0-130			1.16	25
Tetrahydrofuran	3.75	4.04	4.15	108	111	70.0-137			2.69	25
Toluene	3.75	4.20	4.37	112	117	70.0-130			3.97	25
1,2,4-Trichlorobenzene	3.75	3.14	3.36	83.7	89.6	70.0-160			6.77	25
1,1,1-Trichloroethane	3.75	4.19	4.50	112	120	70.0-130			7.13	25
1,1,2-Trichloroethane	3.75	4.31	4.44	115	118	70.0-130			2.97	25
Trichloroethylene	3.75	4.31	4.36	115	116	70.0-130			1.15	25
1,2,4-Trimethylbenzene	3.75	4.23	4.40	113	117	70.0-130			3.94	25
1,3,5-Trimethylbenzene	3.75	4.37	4.41	117	118	70.0-130			0.911	25
2,2,4-Trimethylpentane	3.75	4.25	4.30	113	115	70.0-130			1.17	25
Vinyl chloride	3.75	4.13	4.22	110	113	70.0-130			2.16	25
Vinyl Bromide	3.75	4.21	4.38	112	117	70.0-130			3.96	25
Vinyl acetate	3.75	3.86	4.08	103	109	70.0-130			5.54	25
Xylenes, Total	11.3	12.8	13.2	113	117	70.0-130			3.08	25
m&p-Xylene	7.50	8.30	8.72	111	116	70.0-130			4.94	25
o-Xylene	3.75	4.49	4.52	120	121	70.0-130			0.666	25
(S) 1,4-Bromofluorobenzene				101	102	60.0-140				

1 Cp
 2 Tc
 3 Ss
 4 Cn
 5 Sr
 6 Qc
 7 Gl
 8 Al
 9 Sc

Volatile Organic Compounds (MS) by Method TO-15

L1880076-01

Method Blank (MB)

(MB) R4248301-3 07/22/25 10:46

Analyte	MB Result	MB Qualifier	MB MDL	MB RDL
	ppbv		ppbv	ppbv
Cyclohexane	U		0.170	0.200
Heptane	U		0.114	0.200
n-Hexane	U		0.143	0.630
TPH (GC/MS) Low Fraction	U		68.3	200
(S) 1,4-Bromofluorobenzene	99.9			60.0-140

Laboratory Control Sample (LCS) • Laboratory Control Sample Duplicate (LCSD)

(LCS) R4248301-1 07/22/25 09:10 • (LCSD) R4248301-2 07/22/25 09:59

Analyte	Spike Amount	LCS Result	LCSD Result	LCS Rec.	LCSD Rec.	Rec. Limits	LCS Qualifier	LCSD Qualifier	RPD	RPD Limits
	ppbv	ppbv	ppbv	%	%	%			%	%
Cyclohexane	3.75	4.44	4.53	118	121	70.0-130			2.01	25
Heptane	3.75	4.64	4.64	124	124	70.0-130			0.000	25
n-Hexane	3.75	4.49	4.41	120	118	70.0-130			1.80	25
TPH (GC/MS) Low Fraction	188	199	202	106	107	70.0-130			1.50	25
(S) 1,4-Bromofluorobenzene				101	98.0	60.0-140				

1 Cp

2 Tc

3 Ss

4 Cn

5 Sr

6 Qc

7 Gl

8 Al

9 Sc

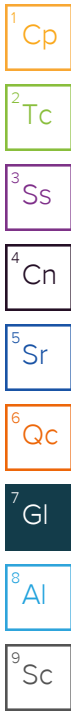
Guide to Reading and Understanding Your Laboratory Report

The information below is designed to better explain the various terms used in your report of analytical results from the Laboratory. This is not intended as a comprehensive explanation, and if you have additional questions please contact your project representative.

Results Disclaimer - Information that may be provided by the customer, and contained within this report, include Permit Limits, Project Name, Sample ID, Sample Matrix, Sample Preservation, Field Blanks, Field Spikes, Field Duplicates, On-Site Data, Sampling Collection Dates/Times, and Sampling Location. Results relate to the accuracy of this information provided, and as the samples are received.

Abbreviations and Definitions

MDL	Method Detection Limit.
ND	Not detected at the Reporting Limit (or MDL where applicable).
RDL	Reported Detection Limit.
Rec.	Recovery.
RPD	Relative Percent Difference.
SDG	Sample Delivery Group.
(S)	Surrogate (Surrogate Standard) - Analytes added to every blank, sample, Laboratory Control Sample/Duplicate and Matrix Spike/Duplicate; used to evaluate analytical efficiency by measuring recovery. Surrogates are not expected to be detected in all environmental media.
U	Not detected at the Reporting Limit (or MDL where applicable).
Analyte	The name of the particular compound or analysis performed. Some Analyses and Methods will have multiple analytes reported.
Dilution	If the sample matrix contains an interfering material, the sample preparation volume or weight values differ from the standard, or if concentrations of analytes in the sample are higher than the highest limit of concentration that the laboratory can accurately report, the sample may be diluted for analysis. If a value different than 1 is used in this field, the result reported has already been corrected for this factor.
Limits	These are the target % recovery ranges or % difference value that the laboratory has historically determined as normal for the method and analyte being reported. Successful QC Sample analysis will target all analytes recovered or duplicated within these ranges.
Qualifier	This column provides a letter and/or number designation that corresponds to additional information concerning the result reported. If a Qualifier is present, a definition per Qualifier is provided within the Glossary and Definitions page and potentially a discussion of possible implications of the Qualifier in the Case Narrative if applicable.
Result	The actual analytical final result (corrected for any sample specific characteristics) reported for your sample. If there was no measurable result returned for a specific analyte, the result in this column may state "ND" (Not Detected) or "BDL" (Below Detectable Levels). The information in the results column should always be accompanied by either an MDL (Method Detection Limit) or RDL (Reporting Detection Limit) that defines the lowest value that the laboratory could detect or report for this analyte.
Uncertainty (Radiochemistry)	Confidence level of 2 sigma.
U (Radiochemistry)	Result + Error < MDA.
J (Radiochemistry)	Result < MDA; Result + Error > MDA.
Case Narrative (Cn)	A brief discussion about the included sample results, including a discussion of any non-conformances to protocol observed either at sample receipt by the laboratory from the field or during the analytical process. If present, there will be a section in the Case Narrative to discuss the meaning of any data qualifiers used in the report.
Quality Control Summary (Qc)	This section of the report includes the results of the laboratory quality control analyses required by procedure or analytical methods to assist in evaluating the validity of the results reported for your samples. These analyses are not being performed on your samples typically, but on laboratory generated material.
Sample Chain of Custody (Sc)	This is the document created in the field when your samples were initially collected. This is used to verify the time and date of collection, the person collecting the samples, and the analyses that the laboratory is requested to perform. This chain of custody also documents all persons (excluding commercial shippers) that have had control or possession of the samples from the time of collection until delivery to the laboratory for analysis.
Sample Results (Sr)	This section of your report will provide the results of all testing performed on your samples. These results are provided by sample ID and are separated by the analyses performed on each sample. The header line of each analysis section for each sample will provide the name and method number for the analysis reported.
Sample Summary (Ss)	This section of the Analytical Report defines the specific analyses performed for each sample ID, including the dates and times of preparation and/or analysis.



Qualifier Description

J1	Surrogate recovery limits have been exceeded; values are outside upper control limits.
----	--

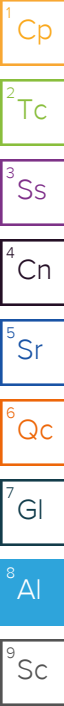
Pace Analytical National 12065 Lebanon Rd Mount Juliet, TN 37122

Alabama	40660	Nebraska	NE-OS-15-05
Alaska	17-026	Nevada	TN000032021-1
Arizona	AZ0612	New Hampshire	2975
Arkansas	88-0469	New Jersey-NELAP	TN002
California	2932	New Mexico ¹	TN00003
Colorado	TN00003	New York	11742
Connecticut	PH-0197	North Carolina	Env375
Florida	E87487	North Carolina ¹	DW21704
Georgia	NELAP	North Carolina ³	41
Georgia ¹	923	North Dakota	R-140
Idaho	TN00003	Ohio-VAP	CL0069
Illinois	200008	Oklahoma	9915
Indiana	C-TN-01	Oregon	TN200002
Iowa	364	Pennsylvania	68-02979
Kansas	E-10277	Rhode Island	LA000356
Kentucky ^{1,6}	KY90010	South Carolina	84004002
Kentucky ²	16	South Dakota	n/a
Louisiana	AI30792	Tennessee ^{1,4}	2006
Louisiana	LA018	Texas	T104704245-20-18
Maine	TN00003	Texas ⁵	LAB0152
Maryland	324	Utah	TN000032021-11
Massachusetts	M-TN003	Vermont	VT2006
Michigan	9958	Virginia	110033
Minnesota	047-999-395	Washington	C847
Mississippi	TN00003	West Virginia	233
Missouri	340	Wisconsin	998093910
Montana	CERT0086	Wyoming	A2LA
A2LA – ISO 17025	1461.01	AIHA-LAP,LLC EMLAP	100789
A2LA – ISO 17025 ⁵	1461.02	DOD	1461.01
Canada	1461.01	USDA	P330-15-00234
EPA-Crypto	TN00003		

¹ Drinking Water ² Underground Storage Tanks ³ Aquatic Toxicity ⁴ Chemical/Microbiological ⁵ Mold ⁶ Wastewater n/a Accreditation not applicable

* Not all certifications held by the laboratory are applicable to the results reported in the attached report.

* Accreditation is only applicable to the test methods specified on each scope of accreditation held by Pace Analytical.





ANALYTICAL REPORT

August 22, 2025

- 1 Cp
- 2 Tc
- 3 Ss
- 4 Cn
- 5 Sr
- 6 Qc
- 7 Gl
- 8 Al
- 9 Sc

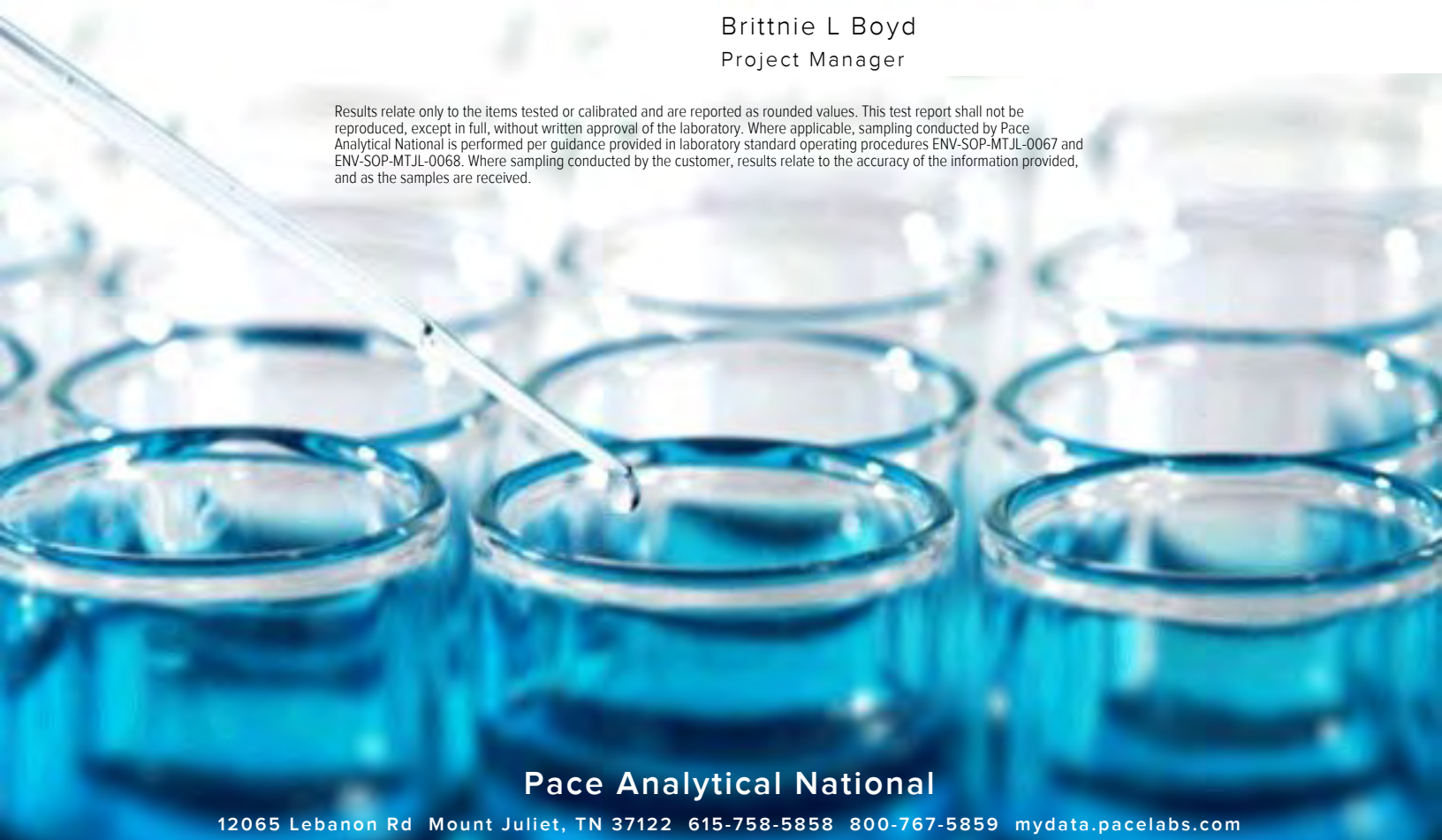
Plains All American Pipeline - ETECH

Sample Delivery Group: L1888829
 Samples Received: 08/15/2025
 Project Number: SRS 2009-084
 Description:
 Site: SRS 2009-084
 Report To: Kimble Thrash
 PO Box 62228
 Midland, TX 79711

Entire Report Reviewed By:

Brittnie L Boyd
Project Manager

Results relate only to the items tested or calibrated and are reported as rounded values. This test report shall not be reproduced, except in full, without written approval of the laboratory. Where applicable, sampling conducted by Pace Analytical National is performed per guidance provided in laboratory standard operating procedures ENV-SOP-MTJL-0067 and ENV-SOP-MTJL-0068. Where sampling conducted by the customer, results relate to the accuracy of the information provided, and as the samples are received.



Pace Analytical National

12065 Lebanon Rd Mount Juliet, TN 37122 615-758-5858 800-767-5859 mydata.pacelabs.com

Cp: Cover Page 1

Tc: Table of Contents 2

Ss: Sample Summary 3

Cn: Case Narrative 4

Sr: Sample Results 5

EFF-1 (081325) L1888829-01 5

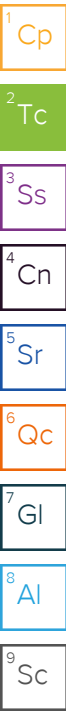
Qc: Quality Control Summary 7

Volatile Organic Compounds (MS) by Method TO-15 7

Gl: Glossary of Terms 12

Al: Accreditations & Locations 13

Sc: Sample Chain of Custody 14



EFF-1 (081325) L1888829-01

Collected by
Collected date/time
Received date/time
08/13/25 15:15 08/15/25 08:00

Method	Batch	Dilution	Preparation date/time	Analysis date/time	Analyst	Location
Volatile Organic Compounds (MS) by Method TO-15	WG2582679	100	08/19/25 22:23	08/19/25 22:23	DAH	Mt. Juliet, TN
Volatile Organic Compounds (MS) by Method TO-15	WG2583612	500	08/20/25 22:38	08/20/25 22:38	VJC	Mt. Juliet, TN

- ¹ Cp
- ² Tc
- ³ Ss
- ⁴ Cn
- ⁵ Sr
- ⁶ Qc
- ⁷ Gl
- ⁸ Al
- ⁹ Sc

All sample aliquots were received at the correct temperature, in the proper containers, with the appropriate preservatives, and within method specified holding times, unless qualified or notated within the report. Where applicable, all MDL (LOD) and RDL (LOQ) values reported for environmental samples have been corrected for the dilution factor used in the analysis. All Method and Batch Quality Control are within established criteria except where addressed in this case narrative, a non-conformance form or properly qualified within the sample results. By my digital signature below, I affirm to the best of my knowledge, all problems/anomalies observed by the laboratory as having the potential to affect the quality of the data have been identified by the laboratory, and no information or data have been knowingly withheld that would affect the quality of the data.



Brittnie L Boyd
Project Manager

Sample Delivery Group (SDG) Narrative

Sample received in tedlar bag.

<u>Lab Sample ID</u>	<u>Project Sample ID</u>	<u>Method</u>
L1888829-01	EFF-1 (081325)	TO-15

- 1 Cp
- 2 Tc
- 3 Ss
- 4 Cn
- 5 Sr
- 6 Qc
- 7 Gl
- 8 Al
- 9 Sc

Collected date/time: 08/13/25 15:15

L1888829

Volatile Organic Compounds (MS) by Method TO-15

Analyte	CAS #	Mol. Wt.	RDL1 ppbv	RDL2 ug/m3	Result ppbv	Result ug/m3	Qualifier	Dilution	Batch
Acetone	67-64-1	58.10	125	297	ND	ND	Q	100	WG2582679
Allyl chloride	107-05-1	76.53	20.0	62.6	ND	ND	Q	100	WG2582679
Benzene	71-43-2	78.10	20.0	63.9	ND	ND	Q	100	WG2582679
Benzyl Chloride	100-44-7	127	20.0	104	ND	ND	Q	100	WG2582679
Bromodichloromethane	75-27-4	164	20.0	134	ND	ND	Q	100	WG2582679
Bromoform	75-25-2	253	60.0	621	ND	ND	Q	100	WG2582679
Bromomethane	74-83-9	94.90	20.0	77.6	ND	ND	Q	100	WG2582679
1,3-Butadiene	106-99-0	54.10	200	443	ND	ND	Q	100	WG2582679
Carbon disulfide	75-15-0	76.10	40.0	124	ND	ND	Q	100	WG2582679
Carbon tetrachloride	56-23-5	154	20.0	126	ND	ND	Q	100	WG2582679
Chlorobenzene	108-90-7	113	20.0	92.4	ND	ND	Q	100	WG2582679
Chloroethane	75-00-3	64.50	20.0	52.8	ND	ND	Q	100	WG2582679
Chloroform	67-66-3	119	20.0	97.3	ND	ND	Q	100	WG2582679
Chloromethane	74-87-3	50.50	20.0	41.3	ND	ND	Q	100	WG2582679
2-Chlorotoluene	95-49-8	126	20.0	103	ND	ND	Q	100	WG2582679
Cyclohexane	110-82-7	84.20	100	344	15500	53400	Q	500	WG2583612
Dibromochloromethane	124-48-1	208	20.0	170	ND	ND	Q	100	WG2582679
1,2-Dibromoethane	106-93-4	188	20.0	154	ND	ND	Q	100	WG2582679
1,2-Dichlorobenzene	95-50-1	147	20.0	120	ND	ND	Q	100	WG2582679
1,3-Dichlorobenzene	541-73-1	147	20.0	120	ND	ND	Q	100	WG2582679
1,4-Dichlorobenzene	106-46-7	147	20.0	120	ND	ND	Q	100	WG2582679
1,2-Dichloroethane	107-06-2	99	20.0	81.0	ND	ND	Q	100	WG2582679
1,1-Dichloroethane	75-34-3	98	20.0	80.2	ND	ND	Q	100	WG2582679
1,1-Dichloroethene	75-35-4	96.90	20.0	79.3	ND	ND	Q	100	WG2582679
cis-1,2-Dichloroethene	156-59-2	96.90	20.0	79.3	ND	ND	Q	100	WG2582679
trans-1,2-Dichloroethene	156-60-5	96.90	20.0	79.3	ND	ND	Q	100	WG2582679
1,2-Dichloropropane	78-87-5	113	20.0	92.4	ND	ND	Q	100	WG2582679
cis-1,3-Dichloropropene	10061-01-5	111	20.0	90.8	ND	ND	Q	100	WG2582679
trans-1,3-Dichloropropene	10061-02-6	111	20.0	90.8	ND	ND	Q	100	WG2582679
1,4-Dioxane	123-91-1	88.10	63.0	227	ND	ND	Q	100	WG2582679
Ethanol	64-17-5	46.10	250	471	661	1250	Q	100	WG2582679
Ethylbenzene	100-41-4	106	20.0	86.7	285	1240	Q	100	WG2582679
4-Ethyltoluene	622-96-8	120	20.0	98.2	ND	ND	Q	100	WG2582679
Trichlorofluoromethane	75-69-4	137.40	20.0	112	ND	ND	Q	100	WG2582679
Dichlorodifluoromethane	75-71-8	120.92	20.0	98.9	ND	ND	Q	100	WG2582679
1,1,2-Trichlorotrifluoroethane	76-13-1	187.40	20.0	153	ND	ND	Q	100	WG2582679
1,2-Dichlorotetrafluoroethane	76-14-2	171	20.0	140	ND	ND	Q	100	WG2582679
Heptane	142-82-5	100	100	409	17000	69500	Q	500	WG2583612
Hexachloro-1,3-butadiene	87-68-3	261	63.0	673	ND	ND	Q	100	WG2582679
n-Hexane	110-54-3	86.20	63.0	222	7650	27000	Q	100	WG2582679
Isopropylbenzene	98-82-8	120.20	20.0	98.3	ND	ND	Q	100	WG2582679
Methylene Chloride	75-09-2	84.90	20.0	69.4	ND	ND	Q	100	WG2582679
Methyl Butyl Ketone	591-78-6	100	125	511	ND	ND	Q	100	WG2582679
2-Butanone (MEK)	78-93-3	72.10	125	369	ND	ND	Q	100	WG2582679
4-Methyl-2-pentanone (MIBK)	108-10-1	100.10	125	512	ND	ND	Q	100	WG2582679
Methyl methacrylate	80-62-6	100.12	20.0	81.9	ND	ND	Q	100	WG2582679
MTBE	1634-04-4	88.10	20.0	72.1	ND	ND	Q	100	WG2582679
Naphthalene	91-20-3	128	63.0	330	ND	ND	Q	100	WG2582679
2-Propanol	67-63-0	60.10	125	307	6230	15300	Q	100	WG2582679
Propene	115-07-1	42.10	125	215	ND	ND	Q	100	WG2582679
Styrene	100-42-5	104	40.0	170	ND	ND	Q	100	WG2582679
1,1,2,2-Tetrachloroethane	79-34-5	168	20.0	137	ND	ND	Q	100	WG2582679
Tetrachloroethylene	127-18-4	166	20.0	136	ND	ND	Q	100	WG2582679
Tetrahydrofuran	109-99-9	72.10	20.0	59.0	ND	ND	Q	100	WG2582679
Toluene	108-88-3	92.10	250	942	1240	4670	Q	500	WG2583612
1,2,4-Trichlorobenzene	120-82-1	181	63.0	466	ND	ND	Q	100	WG2582679

1 Cp
2 Tc
3 Ss
4 Cn
5 Sr
6 Qc
7 Gl
8 Al
9 Sc

Collected date/time: 08/13/25 15:15

L188829

Volatile Organic Compounds (MS) by Method TO-15

Analyte	CAS #	Mol. Wt.	RDL1 ppbv	RDL2 ug/m3	Result ppbv	Result ug/m3	Qualifier	Dilution	Batch
1,1,1-Trichloroethane	71-55-6	133	20.0	109	ND	ND	Q	100	WG2582679
1,1,2-Trichloroethane	79-00-5	133	20.0	109	ND	ND	Q	100	WG2582679
Trichloroethylene	79-01-6	131	20.0	107	ND	ND	Q	100	WG2582679
1,2,4-Trimethylbenzene	95-63-6	120	20.0	98.2	174	854	Q	100	WG2582679
1,3,5-Trimethylbenzene	108-67-8	120	20.0	98.2	282	1380	Q	100	WG2582679
2,2,4-Trimethylpentane	540-84-1	114.22	20.0	93.4	ND	ND	Q	100	WG2582679
Vinyl chloride	75-01-4	62.50	20.0	51.1	ND	ND	Q	100	WG2582679
Vinyl Bromide	593-60-2	106.95	20.0	87.5	ND	ND	Q	100	WG2582679
Vinyl acetate	108-05-4	86.10	63.0	222	ND	ND	Q	100	WG2582679
Xylenes, Total	1330-20-7	106.16	60.0	261	860	3730	Q	100	WG2582679
m&p-Xylene		106	40.0	173	682	2960	Q	100	WG2582679
o-Xylene	95-47-6	106	20.0	86.7	178	772	Q	100	WG2582679
TPH (GC/MS) Low Fraction	8006-61-9	101	20000	82600	250000	1030000	Q	100	WG2582679
(S) 1,4-Bromofluorobenzene	460-00-4	175	60.0-140		106				WG2582679
(S) 1,4-Bromofluorobenzene	460-00-4	175	60.0-140		97.0				WG2583612

- 1 Cp
- 2 Tc
- 3 Ss
- 4 Cn
- 5 Sr
- 6 Qc
- 7 Gl
- 8 Al
- 9 Sc

Volatile Organic Compounds (MS) by Method TO-15

[L1888829-01](#)

Method Blank (MB)

(MB) R4260666-3 08/19/25 10:34

Analyte	MB Result	MB Qualifier	MB MDL	MB RDL
	ppbv		ppbv	ppbv
Acetone	U		0.520	1.25
Allyl chloride	U		0.186	0.200
Benzene	U		0.110	0.200
Benzyl Chloride	U		0.0888	0.200
Bromodichloromethane	U		0.0695	0.200
Bromoform	U		0.0755	0.600
Bromomethane	U		0.0938	0.200
1,3-Butadiene	U		0.158	2.00
Carbon disulfide	U		0.160	0.400
Carbon tetrachloride	U		0.0746	0.200
Chlorobenzene	U		0.118	0.200
Chloroethane	U		0.110	0.200
Chloroform	U		0.104	0.200
Chloromethane	U		0.110	0.200
2-Chlorotoluene	U		0.0787	0.200
Dibromochloromethane	U		0.0696	0.200
1,2-Dibromoethane	U		0.0690	0.200
1,2-Dichlorobenzene	U		0.0734	0.200
1,3-Dichlorobenzene	U		0.0753	0.200
1,4-Dichlorobenzene	U		0.0768	0.200
1,2-Dichloroethane	U		0.0730	0.200
1,1-Dichloroethane	U		0.0710	0.200
1,1-Dichloroethene	U		0.0747	0.200
cis-1,2-Dichloroethene	U		0.0796	0.200
trans-1,2-Dichloroethene	U		0.0735	0.200
1,2-Dichloropropane	U		0.0752	0.200
cis-1,3-Dichloropropene	U		0.0743	0.200
trans-1,3-Dichloropropene	U		0.0795	0.200
1,4-Dioxane	U		0.164	0.630
Ethanol	U		2.37	2.50
Ethylbenzene	U		0.0778	0.200
4-Ethyltoluene	U		0.0887	0.200
Trichlorofluoromethane	U		0.0771	0.200
Dichlorodifluoromethane	U		0.0806	0.200
1,1,2-Trichlorotrifluoroethane	U		0.0751	0.200
1,2-Dichlorotetrafluoroethane	U		0.0756	0.200
Hexachloro-1,3-butadiene	U		0.0800	0.630
n-Hexane	U		0.143	0.630
Isopropylbenzene	U		0.0722	0.200
Methylene Chloride	U		0.169	0.200

1 Cp
 2 Tc
 3 Ss
 4 Cn
 5 Sr
 6 Qc
 7 Gl
 8 Al
 9 Sc

Volatile Organic Compounds (MS) by Method TO-15

[L1888829-01](#)

Method Blank (MB)

(MB) R4260666-3 08/19/25 10:34

Analyte	MB Result	MB Qualifier	MB MDL	MB RDL
	ppbv		ppbv	ppbv
Methyl Butyl Ketone	U		0.133	1.25
2-Butanone (MEK)	U		0.116	1.25
4-Methyl-2-pentanone (MIBK)	U		0.106	1.25
Methyl methacrylate	U		0.169	0.200
MTBE	U		0.0813	0.200
Naphthalene	U		0.617	0.630
2-Propanol	U		0.680	1.25
Propene	U		0.214	1.25
Styrene	U		0.0802	0.400
1,1,2,2-Tetrachloroethane	U		0.0695	0.200
Tetrachloroethylene	U		0.111	0.200
Tetrahydrofuran	U		0.164	0.200
1,2,4-Trichlorobenzene	U		0.462	0.630
1,1,1-Trichloroethane	U		0.0718	0.200
1,1,2-Trichloroethane	U		0.0683	0.200
Trichloroethylene	U		0.0680	0.200
1,2,4-Trimethylbenzene	U		0.0927	0.200
1,3,5-Trimethylbenzene	U		0.0853	0.200
2,2,4-Trimethylpentane	U		0.0898	0.200
Vinyl chloride	U		0.0826	0.200
Vinyl Bromide	U		0.0749	0.200
Vinyl acetate	U		0.0968	0.630
Xylenes, Total	U		0.0887	0.600
m&p-Xylene	U		0.174	0.400
o-Xylene	U		0.0887	0.200
TPH (GC/MS) Low Fraction	U		68.3	200
(S) 1,4-Bromofluorobenzene	99.4			60.0-140

1 Cp
 2 Tc
 3 Ss
 4 Cn
 5 Sr
 6 Qc
 7 Gl
 8 Al
 9 Sc

Laboratory Control Sample (LCS) • Laboratory Control Sample Duplicate (LCSD)

(LCS) R4260666-1 08/19/25 08:57 • (LCSD) R4260666-2 08/19/25 09:47

Analyte	Spike Amount	LCS Result	LCSD Result	LCS Rec.	LCSD Rec.	Rec. Limits	LCS Qualifier	LCSD Qualifier	RPD	RPD Limits
	ppbv	ppbv	ppbv	%	%	%			%	%
Acetone	3.75	3.51	3.27	93.6	87.2	70.0-130			7.08	25
Allyl chloride	3.75	3.81	3.61	102	96.3	70.0-130			5.39	25
Benzene	3.75	3.18	3.14	84.8	83.7	70.0-130			1.27	25
Benzyl Chloride	3.75	4.00	3.99	107	106	70.0-152			0.250	25
Bromodichloromethane	3.75	3.76	3.81	100	102	70.0-130			1.32	25
Bromoform	3.75	3.98	3.92	106	105	70.0-130			1.52	25

Volatile Organic Compounds (MS) by Method TO-15

L1888829-01

Laboratory Control Sample (LCS) • Laboratory Control Sample Duplicate (LCSD)

(LCS) R4260666-1 08/19/25 08:57 • (LCSD) R4260666-2 08/19/25 09:47

Analyte	Spike Amount ppbv	LCS Result ppbv	LCSD Result ppbv	LCS Rec. %	LCSD Rec. %	Rec. Limits %	LCS Qualifier	LCSD Qualifier	RPD %	RPD Limits %
Bromomethane	3.75	4.22	4.32	113	115	70.0-130			2.34	25
1,3-Butadiene	3.75	3.82	3.78	102	101	70.0-130			1.05	25
Carbon disulfide	7.50	7.26	7.05	96.8	94.0	70.0-130			2.94	25
Carbon tetrachloride	3.75	3.86	3.98	103	106	70.0-130			3.06	25
Chlorobenzene	3.75	3.75	3.78	100	101	70.0-130			0.797	25
Chloroethane	3.75	4.53	4.32	121	115	70.0-130			4.75	25
Chloroform	3.75	3.79	3.75	101	100	70.0-130			1.06	25
Chloromethane	3.75	2.89	2.79	77.1	74.4	70.0-130			3.52	25
2-Chlorotoluene	3.75	3.96	3.96	106	106	70.0-130			0.000	25
Dibromochloromethane	3.75	3.83	3.82	102	102	70.0-130			0.261	25
1,2-Dibromoethane	3.75	3.72	3.71	99.2	98.9	70.0-130			0.269	25
1,2-Dichlorobenzene	3.75	3.99	3.98	106	106	70.0-130			0.251	25
1,3-Dichlorobenzene	3.75	4.02	4.10	107	109	70.0-130			1.97	25
1,4-Dichlorobenzene	3.75	4.10	3.98	109	106	70.0-130			2.97	25
1,2-Dichloroethane	3.75	4.00	3.98	107	106	70.0-130			0.501	25
1,1-Dichloroethane	3.75	3.63	3.57	96.8	95.2	70.0-130			1.67	25
1,1-Dichloroethene	3.75	3.79	3.68	101	98.1	70.0-130			2.95	25
cis-1,2-Dichloroethene	3.75	3.74	3.70	99.7	98.7	70.0-130			1.08	25
trans-1,2-Dichloroethene	3.75	3.62	3.62	96.5	96.5	70.0-130			0.000	25
1,2-Dichloropropane	3.75	3.54	3.39	94.4	90.4	70.0-130			4.33	25
cis-1,3-Dichloropropene	3.75	3.71	3.67	98.9	97.9	70.0-130			1.08	25
trans-1,3-Dichloropropene	3.75	3.64	3.72	97.1	99.2	70.0-130			2.17	25
1,4-Dioxane	3.75	3.64	3.62	97.1	96.5	70.0-140			0.551	25
Ethanol	3.75	3.01	2.99	80.3	79.7	55.0-148			0.667	25
Ethylbenzene	3.75	3.78	3.75	101	100	70.0-130			0.797	25
4-Ethyltoluene	3.75	3.91	3.88	104	103	70.0-130			0.770	25
Trichlorofluoromethane	3.75	4.01	3.99	107	106	70.0-130			0.500	25
Dichlorodifluoromethane	3.75	3.63	3.72	96.8	99.2	64.0-139			2.45	25
1,1,2-Trichlorotrifluoroethane	3.75	3.79	3.71	101	98.9	70.0-130			2.13	25
1,2-Dichlorotetrafluoroethane	3.75	3.78	3.76	101	100	70.0-130			0.531	25
Hexachloro-1,3-butadiene	3.75	4.12	4.18	110	111	70.0-151			1.45	25
n-Hexane	3.75	3.47	3.44	92.5	91.7	70.0-130			0.868	25
Isopropylbenzene	3.75	3.93	3.89	105	104	70.0-130			1.02	25
Methylene Chloride	3.75	3.24	3.27	86.4	87.2	70.0-130			0.922	25
Methyl Butyl Ketone	3.75	3.51	3.54	93.6	94.4	70.0-149			0.851	25
2-Butanone (MEK)	3.75	3.74	3.75	99.7	100	70.0-130			0.267	25
4-Methyl-2-pentanone (MIBK)	3.75	3.51	3.49	93.6	93.1	70.0-139			0.571	25
Methyl methacrylate	3.75	3.56	3.39	94.9	90.4	70.0-130			4.89	25
MTBE	3.75	3.72	3.74	99.2	99.7	70.0-130			0.536	25
Naphthalene	3.75	3.96	4.01	106	107	70.0-159			1.25	25

1 Cp
2 Tc
3 Ss
4 Cn
5 Sr
6 Qc
7 Gl
8 Al
9 Sc

Volatile Organic Compounds (MS) by Method TO-15

L1888829-01

Laboratory Control Sample (LCS) • Laboratory Control Sample Duplicate (LCSD)

(LCS) R4260666-1 08/19/25 08:57 • (LCSD) R4260666-2 08/19/25 09:47

Analyte	Spike Amount ppbv	LCS Result ppbv	LCSD Result ppbv	LCS Rec. %	LCSD Rec. %	Rec. Limits %	LCS Qualifier	LCSD Qualifier	RPD %	RPD Limits %
2-Propanol	3.75	3.43	3.37	91.5	89.9	70.0-139			1.76	25
Propene	3.75	3.44	3.22	91.7	85.9	64.0-144			6.61	25
Styrene	7.50	7.92	7.65	106	102	70.0-130			3.47	25
1,1,2-Tetrachloroethane	3.75	3.71	3.66	98.9	97.6	70.0-130			1.36	25
Tetrachloroethylene	3.75	3.96	3.96	106	106	70.0-130			0.000	25
Tetrahydrofuran	3.75	3.52	3.52	93.9	93.9	70.0-137			0.000	25
1,2,4-Trichlorobenzene	3.75	4.11	4.07	110	109	70.0-160			0.978	25
1,1,1-Trichloroethane	3.75	3.80	3.88	101	103	70.0-130			2.08	25
1,1,2-Trichloroethane	3.75	3.69	3.73	98.4	99.5	70.0-130			1.08	25
Trichloroethylene	3.75	3.86	3.82	103	102	70.0-130			1.04	25
1,2,4-Trimethylbenzene	3.75	3.91	3.94	104	105	70.0-130			0.764	25
1,3,5-Trimethylbenzene	3.75	4.05	4.07	108	109	70.0-130			0.493	25
2,2,4-Trimethylpentane	3.75	3.48	3.47	92.8	92.5	70.0-130			0.288	25
Vinyl chloride	3.75	3.61	3.63	96.3	96.8	70.0-130			0.552	25
Vinyl Bromide	3.75	4.03	4.05	107	108	70.0-130			0.495	25
Vinyl acetate	3.75	3.51	3.49	93.6	93.1	70.0-130			0.571	25
Xylenes, Total	11.3	11.7	11.5	104	102	70.0-130			1.72	25
m&p-Xylene	7.50	7.79	7.67	104	102	70.0-130			1.55	25
o-Xylene	3.75	3.89	3.80	104	101	70.0-130			2.34	25
TPH (GC/MS) Low Fraction	188	171	170	91.0	90.4	70.0-130			0.587	25
(S) 1,4-Bromofluorobenzene				100	100	60.0-140				

1 Cp

2 Tc

3 Ss

4 Cn

5 Sr

6 Qc

7 Gl

8 Al

9 Sc

Volatile Organic Compounds (MS) by Method TO-15

L1888829-01

Method Blank (MB)

(MB) R4261199-3 08/20/25 10:32

Analyte	MB Result	MB Qualifier	MB MDL	MB RDL
	ppbv		ppbv	ppbv
Cyclohexane	U		0.170	0.200
Heptane	U		0.114	0.200
Toluene	U		0.130	0.500
(S) 1,4-Bromofluorobenzene	95.9			60.0-140

Laboratory Control Sample (LCS) • Laboratory Control Sample Duplicate (LCSD)

(LCS) R4261199-1 08/20/25 09:09 • (LCSD) R4261199-2 08/20/25 09:52

Analyte	Spike Amount	LCS Result	LCSD Result	LCS Rec.	LCSD Rec.	Rec. Limits	LCS Qualifier	LCSD Qualifier	RPD	RPD Limits
	ppbv	ppbv	ppbv	%	%	%			%	%
Cyclohexane	3.75	3.94	3.81	105	102	70.0-130			3.35	25
Heptane	3.75	3.98	3.89	106	104	70.0-130			2.29	25
Toluene	3.75	3.98	3.89	106	104	70.0-130			2.29	25
(S) 1,4-Bromofluorobenzene				99.1	99.1	60.0-140				

1 Cp

2 Tc

3 Ss

4 Cn

5 Sr

6 Qc

7 Gl

8 Al

9 Sc

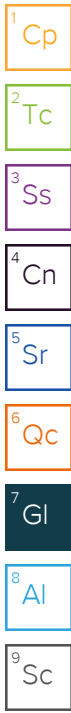
Guide to Reading and Understanding Your Laboratory Report

The information below is designed to better explain the various terms used in your report of analytical results from the Laboratory. This is not intended as a comprehensive explanation, and if you have additional questions please contact your project representative.

Results Disclaimer - Information that may be provided by the customer, and contained within this report, include Permit Limits, Project Name, Sample ID, Sample Matrix, Sample Preservation, Field Blanks, Field Spikes, Field Duplicates, On-Site Data, Sampling Collection Dates/Times, and Sampling Location. Results relate to the accuracy of this information provided, and as the samples are received.

Abbreviations and Definitions

MDL	Method Detection Limit.
ND	Not detected at the Reporting Limit (or MDL where applicable).
RDL	Reported Detection Limit.
Rec.	Recovery.
RPD	Relative Percent Difference.
SDG	Sample Delivery Group.
(S)	Surrogate (Surrogate Standard) - Analytes added to every blank, sample, Laboratory Control Sample/Duplicate and Matrix Spike/Duplicate; used to evaluate analytical efficiency by measuring recovery. Surrogates are not expected to be detected in all environmental media.
U	Not detected at the Reporting Limit (or MDL where applicable).
Analyte	The name of the particular compound or analysis performed. Some Analyses and Methods will have multiple analytes reported.
Dilution	If the sample matrix contains an interfering material, the sample preparation volume or weight values differ from the standard, or if concentrations of analytes in the sample are higher than the highest limit of concentration that the laboratory can accurately report, the sample may be diluted for analysis. If a value different than 1 is used in this field, the result reported has already been corrected for this factor.
Limits	These are the target % recovery ranges or % difference value that the laboratory has historically determined as normal for the method and analyte being reported. Successful QC Sample analysis will target all analytes recovered or duplicated within these ranges.
Qualifier	This column provides a letter and/or number designation that corresponds to additional information concerning the result reported. If a Qualifier is present, a definition per Qualifier is provided within the Glossary and Definitions page and potentially a discussion of possible implications of the Qualifier in the Case Narrative if applicable.
Result	The actual analytical final result (corrected for any sample specific characteristics) reported for your sample. If there was no measurable result returned for a specific analyte, the result in this column may state "ND" (Not Detected) or "BDL" (Below Detectable Levels). The information in the results column should always be accompanied by either an MDL (Method Detection Limit) or RDL (Reporting Detection Limit) that defines the lowest value that the laboratory could detect or report for this analyte.
Uncertainty (Radiochemistry)	Confidence level of 2 sigma.
U (Radiochemistry)	Result + Error < MDA.
J (Radiochemistry)	Result < MDA; Result + Error > MDA.
Case Narrative (Cn)	A brief discussion about the included sample results, including a discussion of any non-conformances to protocol observed either at sample receipt by the laboratory from the field or during the analytical process. If present, there will be a section in the Case Narrative to discuss the meaning of any data qualifiers used in the report.
Quality Control Summary (Qc)	This section of the report includes the results of the laboratory quality control analyses required by procedure or analytical methods to assist in evaluating the validity of the results reported for your samples. These analyses are not being performed on your samples typically, but on laboratory generated material.
Sample Chain of Custody (Sc)	This is the document created in the field when your samples were initially collected. This is used to verify the time and date of collection, the person collecting the samples, and the analyses that the laboratory is requested to perform. This chain of custody also documents all persons (excluding commercial shippers) that have had control or possession of the samples from the time of collection until delivery to the laboratory for analysis.
Sample Results (Sr)	This section of your report will provide the results of all testing performed on your samples. These results are provided by sample ID and are separated by the analyses performed on each sample. The header line of each analysis section for each sample will provide the name and method number for the analysis reported.
Sample Summary (Ss)	This section of the Analytical Report defines the specific analyses performed for each sample ID, including the dates and times of preparation and/or analysis.

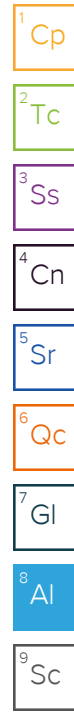


Qualifier Description

Q	Sample was prepared and/or analyzed past holding time as defined in the method. Concentrations should be considered minimum values.
---	---

Pace Analytical National 12065 Lebanon Rd Mount Juliet, TN 37122

Alabama	40660	Nebraska	NE-OS-15-05
Alaska	17-026	Nevada	TN000032021-1
Arizona	AZ0612	New Hampshire	2975
Arkansas	88-0469	New Jersey-NELAP	TN002
California	2932	New Mexico ¹	TN00003
Colorado	TN00003	New York	11742
Connecticut	PH-0197	North Carolina	Env375
Florida	E87487	North Carolina ¹	DW21704
Georgia	NELAP	North Carolina ³	41
Georgia ¹	923	North Dakota	R-140
Idaho	TN00003	Ohio-VAP	CL0069
Illinois	200008	Oklahoma	9915
Indiana	C-TN-01	Oregon	TN200002
Iowa	364	Pennsylvania	68-02979
Kansas	E-10277	Rhode Island	LA000356
Kentucky ^{1,6}	KY90010	South Carolina	84004002
Kentucky ²	16	South Dakota	n/a
Louisiana	AI30792	Tennessee ^{1,4}	2006
Louisiana	LA018	Texas	T104704245-20-18
Maine	TN00003	Texas ⁵	LAB0152
Maryland	324	Utah	TN000032021-11
Massachusetts	M-TN003	Vermont	VT2006
Michigan	9958	Virginia	110033
Minnesota	047-999-395	Washington	C847
Mississippi	TN00003	West Virginia	233
Missouri	340	Wisconsin	998093910
Montana	CERT0086	Wyoming	A2LA
A2LA – ISO 17025	1461.01	AIHA-LAP,LLC EMLAP	100789
A2LA – ISO 17025 ⁵	1461.02	DOD	1461.01
Canada	1461.01	USDA	P330-15-00234
EPA-Crypto	TN00003		



¹ Drinking Water ² Underground Storage Tanks ³ Aquatic Toxicity ⁴ Chemical/Microbiological ⁵ Mold ⁶ Wastewater n/a Accreditation not applicable

* Not all certifications held by the laboratory are applicable to the results reported in the attached report.

* Accreditation is only applicable to the test methods specified on each scope of accreditation held by Pace Analytical.



ANALYTICAL REPORT

September 25, 2025

- 1 Cp
- 2 Tc
- 3 Ss
- 4 Cn
- 5 Sr
- 6 Qc
- 7 Gl
- 8 Al
- 9 Sc

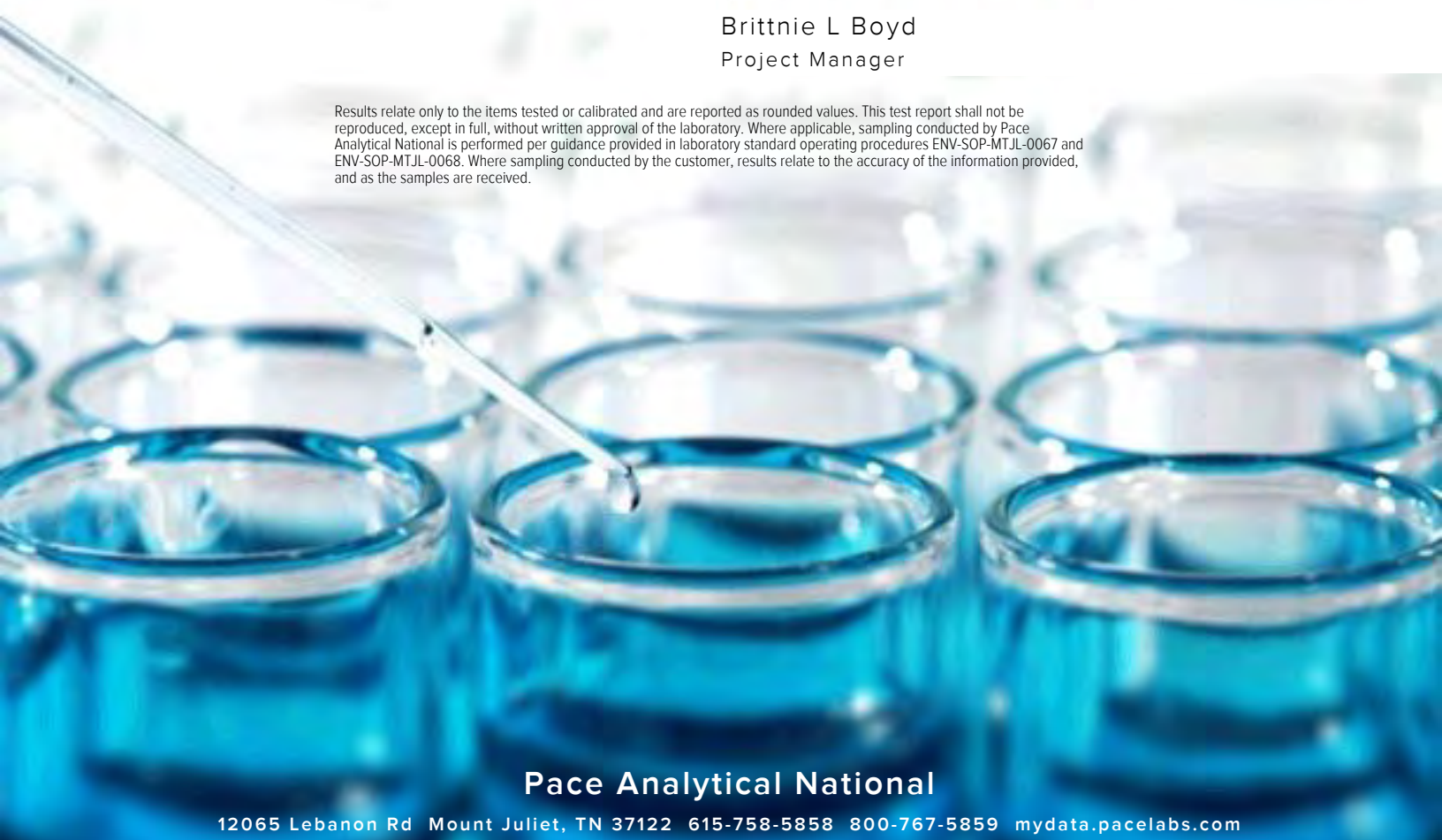
Plains All American Pipeline - ETECH

Sample Delivery Group: L1899351
 Samples Received: 09/18/2025
 Project Number: SRS 2009-084
 Description:
 Site: SRS 2009-084
 Report To: Kimble Thrash
 PO Box 62228
 Midland, TX 79711

Entire Report Reviewed By:

Brittnie L Boyd
Project Manager

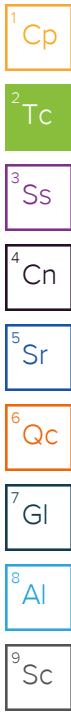
Results relate only to the items tested or calibrated and are reported as rounded values. This test report shall not be reproduced, except in full, without written approval of the laboratory. Where applicable, sampling conducted by Pace Analytical National is performed per guidance provided in laboratory standard operating procedures ENV-SOP-MTJL-0067 and ENV-SOP-MTJL-0068. Where sampling conducted by the customer, results relate to the accuracy of the information provided, and as the samples are received.



Pace Analytical National

12065 Lebanon Rd Mount Juliet, TN 37122 615-758-5858 800-767-5859 mydata.pacelabs.com

Cp: Cover Page	1
Tc: Table of Contents	2
Ss: Sample Summary	3
Cn: Case Narrative	4
Sr: Sample Results	5
EFF-1(091725) L1899351-01	5
Qc: Quality Control Summary	7
Volatile Organic Compounds (MS) by Method TO-15	7
Gl: Glossary of Terms	14
Al: Accreditations & Locations	15
Sc: Sample Chain of Custody	16



SAMPLE SUMMARY

EFF-1(091725) L1899351-01

Collected by	Collected date/time	Received date/time
Kimble Thrash	09/17/25 09:00	09/18/25 09:30

Method	Batch	Dilution	Preparation date/time	Analysis date/time	Analyst	Location
Volatile Organic Compounds (MS) by Method TO-15	WG2604765	100	09/20/25 22:36	09/20/25 22:36	DAH	Mt. Juliet, TN
Volatile Organic Compounds (MS) by Method TO-15	WG2607933	1000	09/25/25 11:59	09/25/25 11:59	CRT	Mt. Juliet, TN

- ¹Cp
- ²Tc
- ³Ss
- ⁴Cn
- ⁵Sr
- ⁶Qc
- ⁷Gl
- ⁸Al
- ⁹Sc

All sample aliquots were received at the correct temperature, in the proper containers, with the appropriate preservatives, and within method specified holding times, unless qualified or notated within the report. Where applicable, all MDL (LOD) and RDL (LOQ) values reported for environmental samples have been corrected for the dilution factor used in the analysis. All Method and Batch Quality Control are within established criteria except where addressed in this case narrative, a non-conformance form or properly qualified within the sample results. By my digital signature below, I affirm to the best of my knowledge, all problems/anomalies observed by the laboratory as having the potential to affect the quality of the data have been identified by the laboratory, and no information or data have been knowingly withheld that would affect the quality of the data.



Brittnie L Boyd
Project Manager

Sample Delivery Group (SDG) Narrative

Sample received in tedlar bag.

<u>Lab Sample ID</u>	<u>Project Sample ID</u>	<u>Method</u>
L1899351-01	EFF-1(091725)	TO-15

- 1 Cp
- 2 Tc
- 3 Ss
- 4 Cn
- 5 Sr
- 6 Qc
- 7 Gl
- 8 Al
- 9 Sc

Collected date/time: 09/17/25 09:00

L1899351

Volatile Organic Compounds (MS) by Method TO-15

Analyte	CAS #	Mol. Wt.	RDL1 ppbv	RDL2 ug/m3	Result ppbv	Result ug/m3	Qualifier	Dilution	Batch
Acetone	67-64-1	58.10	125	297	742	1760		100	WG2604765
Allyl chloride	107-05-1	76.53	20.0	62.6	ND	ND		100	WG2604765
Benzene	71-43-2	78.10	20.0	63.9	ND	ND		100	WG2604765
Benzyl Chloride	100-44-7	127	20.0	104	ND	ND		100	WG2604765
Bromodichloromethane	75-27-4	164	20.0	134	ND	ND		100	WG2604765
Bromoform	75-25-2	253	60.0	621	ND	ND		100	WG2604765
Bromomethane	74-83-9	94.90	20.0	77.6	ND	ND		100	WG2604765
1,3-Butadiene	106-99-0	54.10	200	443	ND	ND		100	WG2604765
Carbon disulfide	75-15-0	76.10	40.0	124	ND	ND		100	WG2604765
Carbon tetrachloride	56-23-5	154	20.0	126	ND	ND		100	WG2604765
Chlorobenzene	108-90-7	113	20.0	92.4	ND	ND		100	WG2604765
Chloroethane	75-00-3	64.50	20.0	52.8	ND	ND		100	WG2604765
Chloroform	67-66-3	119	20.0	97.3	ND	ND		100	WG2604765
Chloromethane	74-87-3	50.50	20.0	41.3	ND	ND		100	WG2604765
2-Chlorotoluene	95-49-8	126	20.0	103	ND	ND		100	WG2604765
Cyclohexane	110-82-7	84.20	200	689	23300	80200	Q	1000	WG2607933
Dibromochloromethane	124-48-1	208	20.0	170	ND	ND		100	WG2604765
1,2-Dibromoethane	106-93-4	188	20.0	154	ND	ND		100	WG2604765
1,2-Dichlorobenzene	95-50-1	147	20.0	120	ND	ND		100	WG2604765
1,3-Dichlorobenzene	541-73-1	147	20.0	120	ND	ND		100	WG2604765
1,4-Dichlorobenzene	106-46-7	147	20.0	120	ND	ND		100	WG2604765
1,2-Dichloroethane	107-06-2	99	20.0	81.0	ND	ND		100	WG2604765
1,1-Dichloroethane	75-34-3	98	20.0	80.2	ND	ND		100	WG2604765
1,1-Dichloroethene	75-35-4	96.90	20.0	79.3	ND	ND		100	WG2604765
cis-1,2-Dichloroethene	156-59-2	96.90	20.0	79.3	ND	ND		100	WG2604765
trans-1,2-Dichloroethene	156-60-5	96.90	20.0	79.3	ND	ND		100	WG2604765
1,2-Dichloropropane	78-87-5	113	20.0	92.4	ND	ND		100	WG2604765
cis-1,3-Dichloropropene	10061-01-5	111	20.0	90.8	ND	ND		100	WG2604765
trans-1,3-Dichloropropene	10061-02-6	111	20.0	90.8	ND	ND		100	WG2604765
1,4-Dioxane	123-91-1	88.10	63.0	227	ND	ND		100	WG2604765
Ethanol	64-17-5	46.10	250	471	995	1880		100	WG2604765
Ethylbenzene	100-41-4	106	20.0	86.7	71.4	310		100	WG2604765
4-Ethyltoluene	622-96-8	120	20.0	98.2	ND	ND		100	WG2604765
Trichlorofluoromethane	75-69-4	137.40	20.0	112	ND	ND		100	WG2604765
Dichlorodifluoromethane	75-71-8	120.92	20.0	98.9	ND	ND		100	WG2604765
1,1,2-Trichlorotrifluoroethane	76-13-1	187.40	20.0	153	ND	ND		100	WG2604765
1,2-Dichlorotetrafluoroethane	76-14-2	171	20.0	140	ND	ND		100	WG2604765
Heptane	142-82-5	100	200	818	17000	69500	Q	1000	WG2607933
Hexachloro-1,3-butadiene	87-68-3	261	63.0	673	ND	ND		100	WG2604765
n-Hexane	110-54-3	86.20	630	2220	22800	80400	Q	1000	WG2607933
Isopropylbenzene	98-82-8	120.20	20.0	98.3	ND	ND		100	WG2604765
Methylene Chloride	75-09-2	84.90	20.0	69.4	ND	ND		100	WG2604765
Methyl Butyl Ketone	591-78-6	100	125	511	ND	ND		100	WG2604765
2-Butanone (MEK)	78-93-3	72.10	125	369	ND	ND		100	WG2604765
4-Methyl-2-pentanone (MIBK)	108-10-1	100.10	125	512	ND	ND		100	WG2604765
Methyl methacrylate	80-62-6	100.12	20.0	81.9	ND	ND		100	WG2604765
MTBE	1634-04-4	88.10	20.0	72.1	ND	ND		100	WG2604765
Naphthalene	91-20-3	128	63.0	330	ND	ND		100	WG2604765
2-Propanol	67-63-0	60.10	125	307	3490	8580		100	WG2604765
Propene	115-07-1	42.10	125	215	ND	ND		100	WG2604765
Styrene	100-42-5	104	40.0	170	ND	ND		100	WG2604765
1,1,2,2-Tetrachloroethane	79-34-5	168	20.0	137	ND	ND		100	WG2604765
Tetrachloroethylene	127-18-4	166	20.0	136	ND	ND		100	WG2604765
Tetrahydrofuran	109-99-9	72.10	20.0	59.0	ND	ND		100	WG2604765
Toluene	108-88-3	92.10	50.0	188	177	667		100	WG2604765
1,2,4-Trichlorobenzene	120-82-1	181	63.0	466	ND	ND		100	WG2604765

1 Cp
2 Tc
3 Ss
4 Cn
5 Sr
6 Qc
7 Gl
8 Al
9 Sc

Collected date/time: 09/17/25 09:00

L1899351

Volatile Organic Compounds (MS) by Method TO-15

Analyte	CAS #	Mol. Wt.	RDL1 ppbv	RDL2 ug/m3	Result ppbv	Result ug/m3	Qualifier	Dilution	Batch
1,1,1-Trichloroethane	71-55-6	133	20.0	109	ND	ND		100	WG2604765
1,1,2-Trichloroethane	79-00-5	133	20.0	109	ND	ND		100	WG2604765
Trichloroethylene	79-01-6	131	20.0	107	1410	7550		100	WG2604765
1,2,4-Trimethylbenzene	95-63-6	120	20.0	98.2	234	1150		100	WG2604765
1,3,5-Trimethylbenzene	108-67-8	120	20.0	98.2	419	2060		100	WG2604765
2,2,4-Trimethylpentane	540-84-1	114.22	20.0	93.4	ND	ND		100	WG2604765
Vinyl chloride	75-01-4	62.50	20.0	51.1	ND	ND		100	WG2604765
Vinyl Bromide	593-60-2	106.95	20.0	87.5	ND	ND		100	WG2604765
Vinyl acetate	108-05-4	86.10	63.0	222	ND	ND		100	WG2604765
Xylenes, Total	1330-20-7	106.16	60.0	261	353	1530		100	WG2604765
m&p-Xylene		106	40.0	173	264	1140		100	WG2604765
o-Xylene	95-47-6	106	20.0	86.7	89.4	388		100	WG2604765
TPH (GC/MS) Low Fraction	8006-61-9	101	20000	82600	394000	1630000		100	WG2604765
(S) 1,4-Bromofluorobenzene	460-00-4	175	60.0-140		104				WG2604765
(S) 1,4-Bromofluorobenzene	460-00-4	175	60.0-140		100				WG2607933

- 1 Cp
- 2 Tc
- 3 Ss
- 4 Cn
- 5 Sr
- 6 Qc
- 7 Gl
- 8 Al
- 9 Sc

Volatile Organic Compounds (MS) by Method TO-15

[L1899351-01](#)

Method Blank (MB)

(MB) R4277107-3 09/20/25 08:46

Analyte	MB Result	MB Qualifier	MB MDL	MB RDL
	ppbv		ppbv	ppbv
Acetone	U		0.520	1.25
Allyl chloride	U		0.186	0.200
Benzene	U		0.110	0.200
Benzyl Chloride	U		0.0888	0.200
Bromodichloromethane	U		0.0695	0.200
Bromoform	U		0.0755	0.600
Bromomethane	U		0.0938	0.200
1,3-Butadiene	U		0.158	2.00
Carbon disulfide	U		0.160	0.400
Carbon tetrachloride	U		0.0746	0.200
Chlorobenzene	U		0.118	0.200
Chloroethane	U		0.110	0.200
Chloroform	U		0.104	0.200
Chloromethane	U		0.110	0.200
2-Chlorotoluene	U		0.0787	0.200
Dibromochloromethane	U		0.0696	0.200
1,2-Dibromoethane	U		0.0690	0.200
1,2-Dichlorobenzene	U		0.0734	0.200
1,3-Dichlorobenzene	U		0.0753	0.200
1,4-Dichlorobenzene	U		0.0768	0.200
1,2-Dichloroethane	U		0.0730	0.200
1,1-Dichloroethane	U		0.0710	0.200
1,1-Dichloroethene	U		0.0747	0.200
cis-1,2-Dichloroethene	U		0.0796	0.200
trans-1,2-Dichloroethene	U		0.0735	0.200
1,2-Dichloropropane	U		0.0752	0.200
cis-1,3-Dichloropropene	U		0.0743	0.200
trans-1,3-Dichloropropene	U		0.0795	0.200
1,4-Dioxane	U		0.164	0.630
Ethanol	U		2.37	2.50
Ethylbenzene	U		0.0778	0.200
4-Ethyltoluene	U		0.0887	0.200
Trichlorofluoromethane	U		0.0771	0.200
Dichlorodifluoromethane	U		0.0806	0.200
1,1,2-Trichlorotrifluoroethane	U		0.0751	0.200
1,2-Dichlorotetrafluoroethane	U		0.0756	0.200
Hexachloro-1,3-butadiene	U		0.0800	0.630
Isopropylbenzene	U		0.0722	0.200
Methylene Chloride	U		0.169	0.200
Methyl Butyl Ketone	U		0.133	1.25

1 Cp
 2 Tc
 3 Ss
 4 Cn
 5 Sr
 6 Qc
 7 Gl
 8 Al
 9 Sc

Volatile Organic Compounds (MS) by Method TO-15

[L1899351-01](#)

Method Blank (MB)

(MB) R4277107-3 09/20/25 08:46

Analyte	MB Result	MB Qualifier	MB MDL	MB RDL
	ppbv		ppbv	ppbv
2-Butanone (MEK)	U		0.116	1.25
4-Methyl-2-pentanone (MIBK)	U		0.106	1.25
Methyl methacrylate	U		0.169	0.200
MTBE	U		0.0813	0.200
Naphthalene	U		0.617	0.630
2-Propanol	U		0.680	1.25
Propene	U		0.214	1.25
Styrene	U		0.0802	0.400
1,1,2-Tetrachloroethane	U		0.0695	0.200
Tetrachloroethylene	U		0.111	0.200
Tetrahydrofuran	U		0.164	0.200
Toluene	U		0.130	0.500
1,2,4-Trichlorobenzene	U		0.462	0.630
1,1,1-Trichloroethane	U		0.0718	0.200
1,1,2-Trichloroethane	U		0.0683	0.200
Trichloroethylene	U		0.0680	0.200
1,2,4-Trimethylbenzene	U		0.0927	0.200
1,3,5-Trimethylbenzene	U		0.0853	0.200
2,2,4-Trimethylpentane	U		0.0898	0.200
Vinyl chloride	U		0.0826	0.200
Vinyl Bromide	U		0.0749	0.200
Vinyl acetate	U		0.0968	0.630
Xylenes, Total	U		0.0887	0.600
m&p-Xylene	U		0.174	0.400
o-Xylene	U		0.0887	0.200
TPH (GC/MS) Low Fraction	U		68.3	200
(S) 1,4-Bromofluorobenzene	97.8			60.0-140

- 1 Cp
- 2 Tc
- 3 Ss
- 4 Cn
- 5 Sr
- 6 Qc
- 7 Gl
- 8 Al
- 9 Sc

L1899952-04 Original Sample (OS) • Duplicate (DUP)

(OS) L1899952-04 09/20/25 14:51 • (DUP) R4277107-4 09/20/25 15:31

Analyte	Original Result	DUP Result	Dilution	DUP RPD	DUP Qualifier	DUP RPD Limits
	ppbv	ppbv		%		%
Acetone	1.99	2.02	1	1.50		25
Allyl chloride	ND	ND	1	0.000		25
Benzene	ND	ND	1	0.000		25
Benzyl Chloride	ND	ND	1	0.000		25
Bromodichloromethane	ND	ND	1	0.000		25
Bromoform	ND	ND	1	0.000		25

Volatile Organic Compounds (MS) by Method TO-15

[L1899351-01](#)

L1899952-04 Original Sample (OS) • Duplicate (DUP)

(OS) L1899952-04 09/20/25 14:51 • (DUP) R4277107-4 09/20/25 15:31

Analyte	Original Result ppbv	DUP Result ppbv	Dilution %	DUP RPD %	DUP Qualifier	DUP RPD Limits %
Bromomethane	ND	ND	1	0.000		25
1,3-Butadiene	ND	ND	1	0.000		25
Carbon disulfide	ND	ND	1	0.000		25
Carbon tetrachloride	ND	ND	1	0.000		25
Chlorobenzene	ND	ND	1	0.000		25
Chloroethane	ND	ND	1	0.000		25
Chloroform	ND	ND	1	0.000		25
Chloromethane	0.515	0.506	1	1.76		25
2-Chlorotoluene	ND	ND	1	0.000		25
Dibromochloromethane	ND	ND	1	0.000		25
1,2-Dibromoethane	ND	ND	1	0.000		25
1,2-Dichlorobenzene	ND	ND	1	0.000		25
1,3-Dichlorobenzene	ND	ND	1	0.000		25
1,4-Dichlorobenzene	ND	ND	1	0.000		25
1,2-Dichloroethane	ND	ND	1	0.000		25
1,1-Dichloroethane	ND	ND	1	0.000		25
1,1-Dichloroethene	ND	ND	1	0.000		25
cis-1,2-Dichloroethene	1.19	1.20	1	0.837		25
trans-1,2-Dichloroethene	ND	ND	1	0.000		25
1,2-Dichloropropane	ND	ND	1	0.000		25
cis-1,3-Dichloropropene	ND	ND	1	0.000		25
trans-1,3-Dichloropropene	ND	ND	1	0.000		25
1,4-Dioxane	ND	ND	1	0.000		25
Ethanol	2.70	2.67	1	1.12		25
Ethylbenzene	ND	ND	1	0.000		25
4-Ethyltoluene	ND	ND	1	0.000		25
Trichlorofluoromethane	0.219	0.222	1	1.36		25
Dichlorodifluoromethane	0.503	0.487	1	3.23		25
1,1,2-Trichlorotrifluoroethane	ND	ND	1	0.000		25
1,2-Dichlorotetrafluoroethane	ND	ND	1	0.000		25
Hexachloro-1,3-butadiene	ND	ND	1	0.000		25
Isopropylbenzene	ND	ND	1	0.000		25
Methylene Chloride	ND	ND	1	0.000		25
Methyl Butyl Ketone	ND	ND	1	0.000		25
2-Butanone (MEK)	ND	ND	1	0.000		25
4-Methyl-2-pentanone (MIBK)	ND	ND	1	0.000		25
Methyl methacrylate	ND	ND	1	0.000		25
MTBE	ND	ND	1	0.000		25
Naphthalene	ND	ND	1	0.000		25

1 Cp
 2 Tc
 3 Ss
 4 Cn
 5 Sr
 6 Qc
 7 Gl
 8 Al
 9 Sc

Volatile Organic Compounds (MS) by Method TO-15

[L1899351-01](#)

L1899952-04 Original Sample (OS) • Duplicate (DUP)

(OS) L1899952-04 09/20/25 14:51 • (DUP) R4277107-4 09/20/25 15:31

Analyte	Original Result	DUP Result	Dilution	DUP RPD	DUP Qualifier	DUP RPD Limits
	ppbv	ppbv		%		%
2-Propanol	ND	ND	1	0.000		25
Propene	ND	ND	1	0.000		25
Styrene	ND	ND	1	0.000		25
1,1,2,2-Tetrachloroethane	ND	ND	1	0.000		25
Tetrachloroethylene	1.36	1.35	1	0.738		25
Tetrahydrofuran	ND	ND	1	0.000		25
Toluene	ND	ND	1	4.35		25
1,2,4-Trichlorobenzene	ND	ND	1	0.000		25
1,1,1-Trichloroethane	ND	ND	1	0.000		25
1,1,2-Trichloroethane	ND	ND	1	0.000		25
Trichloroethylene	0.593	0.585	1	1.36		25
1,2,4-Trimethylbenzene	ND	ND	1	0.000		25
1,3,5-Trimethylbenzene	ND	ND	1	0.000		25
2,2,4-Trimethylpentane	0.272	0.268	1	1.48		25
Vinyl chloride	ND	ND	1	0.000		25
Vinyl Bromide	ND	ND	1	0.000		25
Vinyl acetate	ND	ND	1	0.000		25
Xylenes, Total	ND	ND	1	0.000		25
m&p-Xylene	ND	ND	1	0.000		25
o-Xylene	ND	ND	1	0.000		25
TPH (GC/MS) Low Fraction	ND	ND	1	200	P1	25
(S) 1,4-Bromofluorobenzene		97.9				60.0-140

1 Cp
 2 Tc
 3 Ss
 4 Cn
 5 Sr
 6 Qc
 7 Gl
 8 Al
 9 Sc

Laboratory Control Sample (LCS) • Laboratory Control Sample Duplicate (LCSD)

(LCS) R4277107-1 09/20/25 07:29 • (LCSD) R4277107-2 09/20/25 08:08

Analyte	Spike Amount	LCS Result	LCSD Result	LCS Rec.	LCSD Rec.	Rec. Limits	LCS Qualifier	LCSD Qualifier	RPD	RPD Limits
	ppbv	ppbv	ppbv	%	%	%			%	%
Acetone	3.75	3.14	3.74	83.7	99.7	70.0-130			17.4	25
Allyl chloride	3.75	3.96	3.72	106	99.2	70.0-130			6.25	25
Benzene	3.75	3.90	3.98	104	106	70.0-130			2.03	25
Benzyl Chloride	3.75	4.05	4.11	108	110	70.0-152			1.47	25
Bromodichloromethane	3.75	3.90	3.95	104	105	70.0-130			1.27	25
Bromoform	3.75	3.83	3.86	102	103	70.0-130			0.780	25
Bromomethane	3.75	3.55	3.42	94.7	91.2	70.0-130			3.73	25
1,3-Butadiene	3.75	3.54	3.49	94.4	93.1	70.0-130			1.42	25
Carbon disulfide	7.50	7.91	7.95	105	106	70.0-130			0.504	25
Carbon tetrachloride	3.75	3.86	3.90	103	104	70.0-130			1.03	25
Chlorobenzene	3.75	3.89	3.96	104	106	70.0-130			1.78	25

Volatile Organic Compounds (MS) by Method TO-15

L1899351-01

Laboratory Control Sample (LCS) • Laboratory Control Sample Duplicate (LCSD)

(LCS) R4277107-1 09/20/25 07:29 • (LCSD) R4277107-2 09/20/25 08:08

Analyte	Spike Amount ppbv	LCS Result ppbv	LCSD Result ppbv	LCS Rec. %	LCSD Rec. %	Rec. Limits %	LCS Qualifier	LCSD Qualifier	RPD %	RPD Limits %
Chloroethane	3.75	3.57	3.46	95.2	92.3	70.0-130			3.13	25
Chloroform	3.75	3.86	3.91	103	104	70.0-130			1.29	25
Chloromethane	3.75	3.73	3.71	99.5	98.9	70.0-130			0.538	25
2-Chlorotoluene	3.75	3.97	3.99	106	106	70.0-130			0.503	25
Dibromochloromethane	3.75	3.89	3.96	104	106	70.0-130			1.78	25
1,2-Dibromoethane	3.75	3.91	3.98	104	106	70.0-130			1.77	25
1,2-Dichlorobenzene	3.75	3.96	4.01	106	107	70.0-130			1.25	25
1,3-Dichlorobenzene	3.75	3.96	3.96	106	106	70.0-130			0.000	25
1,4-Dichlorobenzene	3.75	4.01	4.07	107	109	70.0-130			1.49	25
1,2-Dichloroethane	3.75	3.87	3.94	103	105	70.0-130			1.79	25
1,1-Dichloroethane	3.75	3.83	3.86	102	103	70.0-130			0.780	25
1,1-Dichloroethene	3.75	3.50	3.92	93.3	105	70.0-130			11.3	25
cis-1,2-Dichloroethene	3.75	3.81	3.88	102	103	70.0-130			1.82	25
trans-1,2-Dichloroethene	3.75	3.86	3.90	103	104	70.0-130			1.03	25
1,2-Dichloropropane	3.75	3.86	3.91	103	104	70.0-130			1.29	25
cis-1,3-Dichloropropene	3.75	3.88	3.94	103	105	70.0-130			1.53	25
trans-1,3-Dichloropropene	3.75	3.82	3.90	102	104	70.0-130			2.07	25
1,4-Dioxane	3.75	4.32	4.36	115	116	70.0-140			0.922	25
Ethanol	3.75	3.29	3.14	87.7	83.7	55.0-148			4.67	25
Ethylbenzene	3.75	3.85	3.91	103	104	70.0-130			1.55	25
4-Ethyltoluene	3.75	3.95	3.98	105	106	70.0-130			0.757	25
Trichlorofluoromethane	3.75	3.74	3.68	99.7	98.1	70.0-130			1.62	25
Dichlorodifluoromethane	3.75	3.89	3.93	104	105	64.0-139			1.02	25
1,1,2-Trichlorotrifluoroethane	3.75	3.62	3.50	96.5	93.3	70.0-130			3.37	25
1,2-Dichlorotetrafluoroethane	3.75	3.88	3.92	103	105	70.0-130			1.03	25
Hexachloro-1,3-butadiene	3.75	3.93	3.97	105	106	70.0-151			1.01	25
Isopropylbenzene	3.75	3.92	3.97	105	106	70.0-130			1.27	25
Methylene Chloride	3.75	3.77	3.81	101	102	70.0-130			1.06	25
Methyl Butyl Ketone	3.75	4.19	4.27	112	114	70.0-149			1.89	25
2-Butanone (MEK)	3.75	3.82	3.88	102	103	70.0-130			1.56	25
4-Methyl-2-pentanone (MIBK)	3.75	4.09	4.15	109	111	70.0-139			1.46	25
Methyl methacrylate	3.75	3.74	3.92	99.7	105	70.0-130			4.70	25
MTBE	3.75	3.86	3.91	103	104	70.0-130			1.29	25
Naphthalene	3.75	3.96	4.05	106	108	70.0-159			2.25	25
2-Propanol	3.75	3.49	3.90	93.1	104	70.0-139			11.1	25
Propene	3.75	3.75	3.77	100	101	64.0-144			0.532	25
Styrene	7.50	8.18	8.33	109	111	70.0-130			1.82	25
1,1,2,2-Tetrachloroethane	3.75	3.90	3.91	104	104	70.0-130			0.256	25
Tetrachloroethylene	3.75	3.90	3.95	104	105	70.0-130			1.27	25
Tetrahydrofuran	3.75	3.81	3.87	102	103	70.0-137			1.56	25

1 Cp

2 Tc

3 Ss

4 Cn

5 Sr

6 Qc

7 Gl

8 Al

9 Sc

Volatile Organic Compounds (MS) by Method TO-15

[L1899351-01](#)

Laboratory Control Sample (LCS) • Laboratory Control Sample Duplicate (LCSD)

(LCS) R4277107-1 09/20/25 07:29 • (LCSD) R4277107-2 09/20/25 08:08

Analyte	Spike Amount ppbv	LCS Result ppbv	LCSD Result ppbv	LCS Rec. %	LCSD Rec. %	Rec. Limits %	LCS Qualifier	LCSD Qualifier	RPD %	RPD Limits %
Toluene	3.75	3.91	3.96	104	106	70.0-130			1.27	25
1,2,4-Trichlorobenzene	3.75	3.94	4.03	105	107	70.0-160			2.26	25
1,1,1-Trichloroethane	3.75	3.87	3.94	103	105	70.0-130			1.79	25
1,1,2-Trichloroethane	3.75	3.87	3.95	103	105	70.0-130			2.05	25
Trichloroethylene	3.75	3.89	3.94	104	105	70.0-130			1.28	25
1,2,4-Trimethylbenzene	3.75	3.97	4.00	106	107	70.0-130			0.753	25
1,3,5-Trimethylbenzene	3.75	4.00	4.05	107	108	70.0-130			1.24	25
2,2,4-Trimethylpentane	3.75	3.88	3.96	103	106	70.0-130			2.04	25
Vinyl chloride	3.75	3.62	3.55	96.5	94.7	70.0-130			1.95	25
Vinyl Bromide	3.75	3.64	3.53	97.1	94.1	70.0-130			3.07	25
Vinyl acetate	3.75	3.64	3.85	97.1	103	70.0-130			5.61	25
Xylenes, Total	11.3	11.9	12.0	105	106	70.0-130			0.837	25
m&p-Xylene	7.50	7.92	8.02	106	107	70.0-130			1.25	25
o-Xylene	3.75	3.93	3.97	105	106	70.0-130			1.01	25
TPH (GC/MS) Low Fraction	188	173	176	92.0	93.6	70.0-130			1.72	25
(S) 1,4-Bromofluorobenzene				97.4	97.3	60.0-140				

- 1 Cp
- 2 Tc
- 3 Ss
- 4 Cn
- 5 Sr
- 6 Qc
- 7 Gl
- 8 Al
- 9 Sc

Volatile Organic Compounds (MS) by Method TO-15

[L1899351-01](#)

Method Blank (MB)

(MB) R4278428-3 09/25/25 10:38

Analyte	MB Result	MB Qualifier	MB MDL	MB RDL
	ppbv		ppbv	ppbv
Cyclohexane	U		0.170	0.200
Heptane	U		0.114	0.200
n-Hexane	U		0.143	0.630
(S) 1,4-Bromofluorobenzene	100			60.0-140

1 Cp

2 Tc

3 Ss

4 Cn

5 Sr

6 Qc

7 Gl

8 Al

9 Sc

Laboratory Control Sample (LCS) • Laboratory Control Sample Duplicate (LCSD)

(LCS) R4278428-1 09/25/25 09:25 • (LCSD) R4278428-2 09/25/25 10:03

Analyte	Spike Amount	LCS Result	LCSD Result	LCS Rec.	LCSD Rec.	Rec. Limits	LCS Qualifier	LCSD Qualifier	RPD	RPD Limits
	ppbv	ppbv	ppbv	%	%	%			%	%
Cyclohexane	3.75	4.59	4.61	122	123	70.0-130			0.435	25
Heptane	3.75	4.37	4.35	117	116	70.0-130			0.459	25
n-Hexane	3.75	4.71	4.72	126	126	70.0-130			0.212	25
(S) 1,4-Bromofluorobenzene				102	102	60.0-140				

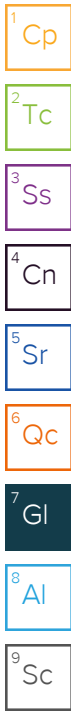
Guide to Reading and Understanding Your Laboratory Report

The information below is designed to better explain the various terms used in your report of analytical results from the Laboratory. This is not intended as a comprehensive explanation, and if you have additional questions please contact your project representative.

Results Disclaimer - Information that may be provided by the customer, and contained within this report, include Permit Limits, Project Name, Sample ID, Sample Matrix, Sample Preservation, Field Blanks, Field Spikes, Field Duplicates, On-Site Data, Sampling Collection Dates/Times, and Sampling Location. Results relate to the accuracy of this information provided, and as the samples are received.

Abbreviations and Definitions

MDL	Method Detection Limit.
ND	Not detected at the Reporting Limit (or MDL where applicable).
RDL	Reported Detection Limit.
Rec.	Recovery.
RPD	Relative Percent Difference.
SDG	Sample Delivery Group.
(S)	Surrogate (Surrogate Standard) - Analytes added to every blank, sample, Laboratory Control Sample/Duplicate and Matrix Spike/Duplicate; used to evaluate analytical efficiency by measuring recovery. Surrogates are not expected to be detected in all environmental media.
U	Not detected at the Reporting Limit (or MDL where applicable).
Analyte	The name of the particular compound or analysis performed. Some Analyses and Methods will have multiple analytes reported.
Dilution	If the sample matrix contains an interfering material, the sample preparation volume or weight values differ from the standard, or if concentrations of analytes in the sample are higher than the highest limit of concentration that the laboratory can accurately report, the sample may be diluted for analysis. If a value different than 1 is used in this field, the result reported has already been corrected for this factor.
Limits	These are the target % recovery ranges or % difference value that the laboratory has historically determined as normal for the method and analyte being reported. Successful QC Sample analysis will target all analytes recovered or duplicated within these ranges.
Original Sample	The non-spiked sample in the prep batch used to determine the Relative Percent Difference (RPD) from a quality control sample. The Original Sample may not be included within the reported SDG.
Qualifier	This column provides a letter and/or number designation that corresponds to additional information concerning the result reported. If a Qualifier is present, a definition per Qualifier is provided within the Glossary and Definitions page and potentially a discussion of possible implications of the Qualifier in the Case Narrative if applicable.
Result	The actual analytical final result (corrected for any sample specific characteristics) reported for your sample. If there was no measurable result returned for a specific analyte, the result in this column may state "ND" (Not Detected) or "BDL" (Below Detectable Levels). The information in the results column should always be accompanied by either an MDL (Method Detection Limit) or RDL (Reporting Detection Limit) that defines the lowest value that the laboratory could detect or report for this analyte.
Uncertainty (Radiochemistry)	Confidence level of 2 sigma.
U (Radiochemistry)	Result + Error < MDA.
J (Radiochemistry)	Result < MDA; Result + Error > MDA.
Case Narrative (Cn)	A brief discussion about the included sample results, including a discussion of any non-conformances to protocol observed either at sample receipt by the laboratory from the field or during the analytical process. If present, there will be a section in the Case Narrative to discuss the meaning of any data qualifiers used in the report.
Quality Control Summary (Qc)	This section of the report includes the results of the laboratory quality control analyses required by procedure or analytical methods to assist in evaluating the validity of the results reported for your samples. These analyses are not being performed on your samples typically, but on laboratory generated material.
Sample Chain of Custody (Sc)	This is the document created in the field when your samples were initially collected. This is used to verify the time and date of collection, the person collecting the samples, and the analyses that the laboratory is requested to perform. This chain of custody also documents all persons (excluding commercial shippers) that have had control or possession of the samples from the time of collection until delivery to the laboratory for analysis.
Sample Results (Sr)	This section of your report will provide the results of all testing performed on your samples. These results are provided by sample ID and are separated by the analyses performed on each sample. The header line of each analysis section for each sample will provide the name and method number for the analysis reported.
Sample Summary (Ss)	This section of the Analytical Report defines the specific analyses performed for each sample ID, including the dates and times of preparation and/or analysis.



Qualifier	Description
P1	RPD value not applicable for sample concentrations less than 5 times the reporting limit.
Q	Sample was prepared and/or analyzed past holding time as defined in the method. Concentrations should be considered minimum values.

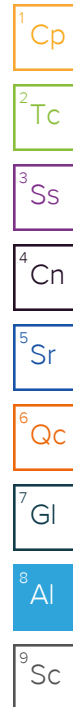
Pace Analytical National 12065 Lebanon Rd Mount Juliet, TN 37122



Alabama	40660	Nebraska	NE-OS-15-05
Alaska	17-026	Nevada	TN000032021-1
Arizona	AZ0612	New Hampshire	2975
Arkansas	88-0469	New Jersey-NELAP	TN002
California	2932	New Mexico ¹	TN00003
Colorado	TN00003	New York	11742
Connecticut	PH-0197	North Carolina	Env375
Florida	E87487	North Carolina ¹	DW21704
Georgia	NELAP	North Carolina ³	41
Georgia ¹	923	North Dakota	R-140
Idaho	TN00003	Ohio-VAP	CL0069
Illinois	200008	Oklahoma	9915
Indiana	C-TN-01	Oregon	TN200002
Iowa	364	Pennsylvania	68-02979
Kansas	E-10277	Rhode Island	LA000356
Kentucky ^{1,6}	KY90010	South Carolina	84004002
Kentucky ²	16	South Dakota	n/a
Louisiana	AI30792	Tennessee ^{1,4}	2006
Louisiana	LA018	Texas	T104704245-20-18
Maine	TN00003	Texas ⁵	LAB0152
Maryland	324	Utah	TN000032021-11
Massachusetts	M-TN003	Vermont	VT2006
Michigan	9958	Virginia	110033
Minnesota	047-999-395	Washington	C847
Mississippi	TN00003	West Virginia	233
Missouri	340	Wisconsin	998093910
Montana	CERT0086	Wyoming	A2LA
A2LA – ISO 17025	1461.01	AIHA-LAP,LLC EMLAP	100789
A2LA – ISO 17025 ⁵	1461.02	DOD	1461.01
Canada	1461.01	USDA	P330-15-00234
EPA-Crypto	TN00003		


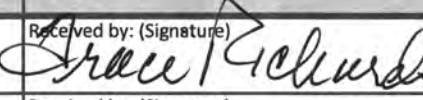



¹ Drinking Water ² Underground Storage Tanks ³ Aquatic Toxicity ⁴ Chemical/Microbiological ⁵ Mold ⁶ Wastewater n/a Accreditation not applicable

* Not all certifications held by the laboratory are applicable to the results reported in the attached report.

* Accreditation is only applicable to the test methods specified on each scope of accreditation held by Pace Analytical.



Company Name/Address: Plains All American Pipeline - ETECH PO Box 62228 Midland, TX 79711		Billing Information: Accounts Payable 333 Clay St Suite 1600 Houston, TX 77002		Pres Chk		Analysis / Container / Preservative										Chain of Custody Page <u>1</u> of <u>1</u>				
Report to: Kimble Thrash 432-563-2200		Email To: kimble@etechnv.com;camille.bryant@plains.c														 MT JULIET, TN <small>12065 Lebanon Rd Mount Juliet, TN 37122 Submitting a sample via this chain of custody constitutes acknowledgment and acceptance of the Pace Terms and Conditions found at: https://info.pacelabs.com/hubfs/pas-standard-terms.pdf</small>				
Project Description: SRS 2009-084		City/State Collected: Lea County, NM		Please Circle: PT MT CT ET																
Regulatory Program(DOD,RCRA,DW,etc):		Client Project # SRS 2009-084		Lab Project # PLAINSETECH-2009084												SDG # L1899351				
Collected by (print): Kimble Thrash		Site/Facility ID # SRS 2009-084		P.O. # ENV-00												G019				
Collected by (signature): 		Rush? (Lab MUST Be Notified) ___ Same Day ___ Five Day ___ Next Day ___ 5 Day (Rad Only) ___ Two Day ___ 10 Day (Rad Only) ___ Three Day <input checked="" type="checkbox"/> STD TAT		Quote #												Acctnum: PLAINSETECH Template: T277577 Prelogin: P1165973 PM: 829 - Brittnie L Boyd PB:				
Immediately Packed on Ice N <input checked="" type="checkbox"/> Y ___		Date Results Needed		No. of Cntrs												Shipped Via:				
Sample ID		Comp/Grab	Matrix *	Depth	Date	Time	No. of Cntrs											Remarks Sample # (lab only)		
EFF-1 (091725)		Grab	Air	N/A	09/17/25	0900	2	2											-01	

* Matrix: SS - Soil AIR - Air F - Filter GW - Groundwater B - Bioassay WW - WasteWater DW - Drinking Water OT - Other _____		Remarks:		pH _____ Temp _____ Flow _____ Other _____		Sample Receipt Check 1st COC Seal Present/Intact: <input checked="" type="checkbox"/> Y <input type="checkbox"/> N COC Signed/Accurate: <input type="checkbox"/> Y <input type="checkbox"/> N Bottles arrive intact: <input type="checkbox"/> Y <input type="checkbox"/> N Correct bottles used: <input type="checkbox"/> Y <input type="checkbox"/> N Sufficient volume sent: <input type="checkbox"/> Y <input type="checkbox"/> N if Applicable VOA Zero Headspace: <input type="checkbox"/> Y <input type="checkbox"/> N Preservation Correct/Checked: <input checked="" type="checkbox"/> Y <input type="checkbox"/> N RAD Screen <0.5 mR/hr: <input checked="" type="checkbox"/> Y <input type="checkbox"/> N							
Relinquished by: (Signature) 		Date: 09/17/25	Time: 1600	Received by: (Signature) 		Trip Blank Received: Yes (No) HCL/MeOH TBR							
Relinquished by: (Signature) 		Date: 9/17/25	Time: 1640	Received by: (Signature) 		Temp: _____ °C Bottles Received: 2		If preservation required by Login: Date/Time					
Relinquished by: (Signature)		Date:	Time:	Received for lab by: (Signature) 		Date: 9/18/25		Time: 9:30		Hold:		Condition: NCF / <input checked="" type="checkbox"/> OK	



ANALYTICAL REPORT

October 27, 2025

- 1 Cp
- 2 Tc
- 3 Ss
- 4 Cn
- 5 Sr
- 6 Qc
- 7 Gl
- 8 Al
- 9 Sc

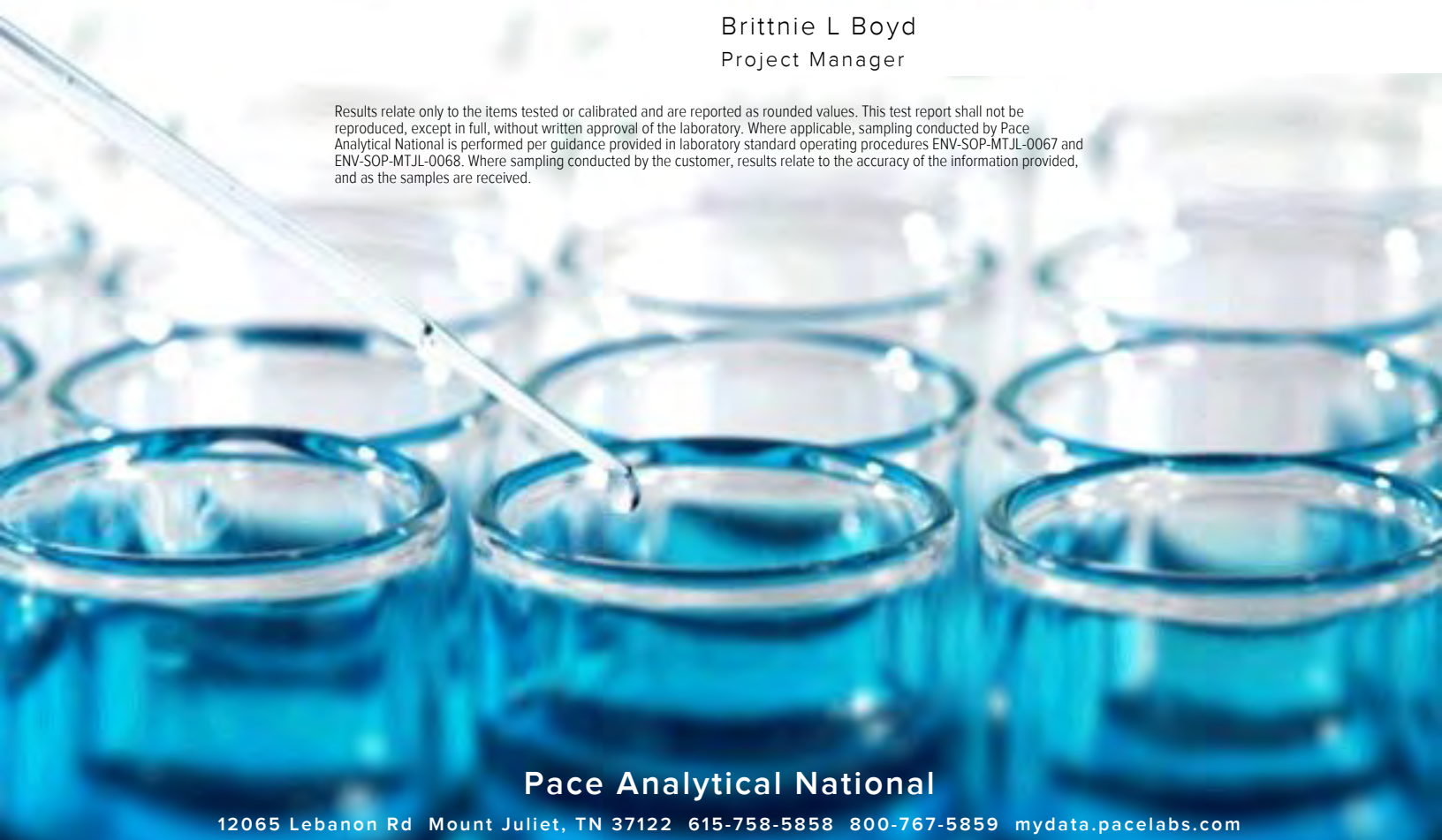
Plains All American Pipeline - ETECH

Sample Delivery Group: L1910540
 Samples Received: 10/23/2025
 Project Number: SRS 2009-084
 Description:
 Site: SRS 2009-084
 Report To: Kimble Thrash
 PO Box 62228
 Midland, TX 79711

Entire Report Reviewed By:

Brittnie L Boyd
Project Manager

Results relate only to the items tested or calibrated and are reported as rounded values. This test report shall not be reproduced, except in full, without written approval of the laboratory. Where applicable, sampling conducted by Pace Analytical National is performed per guidance provided in laboratory standard operating procedures ENV-SOP-MTJL-0067 and ENV-SOP-MTJL-0068. Where sampling conducted by the customer, results relate to the accuracy of the information provided, and as the samples are received.



Pace Analytical National

12065 Lebanon Rd Mount Juliet, TN 37122 615-758-5858 800-767-5859 mydata.pacelabs.com

Cp: Cover Page 1

Tc: Table of Contents 2

Ss: Sample Summary 3

Cn: Case Narrative 4

Sr: Sample Results 5

EFF-1 (102225) L1910540-01 5

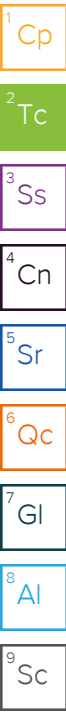
Qc: Quality Control Summary 7

Volatile Organic Compounds (MS) by Method TO-15 7

Gl: Glossary of Terms 13

Al: Accreditations & Locations 14

Sc: Sample Chain of Custody 15



SAMPLE SUMMARY

EFF-1 (102225) L1910540-01

Collected by
Collected date/time
Received date/time

10/22/25 13:20
10/23/25 10:00

Method	Batch	Dilution	Preparation date/time	Analysis date/time	Analyst	Location
Volatile Organic Compounds (MS) by Method TO-15	WG2626217	100	10/23/25 23:51	10/23/25 23:51	DAH	Mt. Juliet, TN
Volatile Organic Compounds (MS) by Method TO-15	WG2627042	100	10/24/25 15:32	10/24/25 15:32	DAH	Mt. Juliet, TN

- ¹Cp
- ²Tc
- ³Ss
- ⁴Cn
- ⁵Sr
- ⁶Qc
- ⁷Gl
- ⁸Al
- ⁹Sc

All sample aliquots were received at the correct temperature, in the proper containers, with the appropriate preservatives, and within method specified holding times, unless qualified or notated within the report. Where applicable, all MDL (LOD) and RDL (LOQ) values reported for environmental samples have been corrected for the dilution factor used in the analysis. All Method and Batch Quality Control are within established criteria except where addressed in this case narrative, a non-conformance form or properly qualified within the sample results. By my digital signature below, I affirm to the best of my knowledge, all problems/anomalies observed by the laboratory as having the potential to affect the quality of the data have been identified by the laboratory, and no information or data have been knowingly withheld that would affect the quality of the data.



Brittnie L Boyd
Project Manager

Sample Delivery Group (SDG) Narrative

Sample received in tedlar bag.

<u>Lab Sample ID</u>	<u>Project Sample ID</u>	<u>Method</u>
L1910540-01	EFF-1 (102225)	TO-15

- 1 Cp
- 2 Tc
- 3 Ss
- 4 Cn
- 5 Sr
- 6 Qc
- 7 Gl
- 8 Al
- 9 Sc

Collected date/time: 10/22/25 13:20

L1910540

Volatile Organic Compounds (MS) by Method TO-15

Analyte	CAS #	Mol. Wt.	RDL1 ppbv	RDL2 ug/m3	Result ppbv	Result ug/m3	Qualifier	Dilution	Batch
Acetone	67-64-1	58.10	125	297	ND	ND		100	WG2626217
Allyl chloride	107-05-1	76.53	20.0	62.6	ND	ND		100	WG2626217
Benzene	71-43-2	78.10	20.0	63.9	72.4	231		100	WG2626217
Benzyl Chloride	100-44-7	127	20.0	104	ND	ND		100	WG2626217
Bromodichloromethane	75-27-4	164	20.0	134	ND	ND		100	WG2626217
Bromoform	75-25-2	253	60.0	621	ND	ND		100	WG2626217
Bromomethane	74-83-9	94.90	20.0	77.6	ND	ND		100	WG2626217
1,3-Butadiene	106-99-0	54.10	200	443	ND	ND		100	WG2626217
Carbon disulfide	75-15-0	76.10	40.0	124	ND	ND		100	WG2626217
Carbon tetrachloride	56-23-5	154	20.0	126	ND	ND		100	WG2626217
Chlorobenzene	108-90-7	113	20.0	92.4	ND	ND		100	WG2626217
Chloroethane	75-00-3	64.50	20.0	52.8	ND	ND		100	WG2626217
Chloroform	67-66-3	119	20.0	97.3	ND	ND		100	WG2626217
Chloromethane	74-87-3	50.50	20.0	41.3	ND	ND		100	WG2626217
2-Chlorotoluene	95-49-8	126	20.0	103	ND	ND		100	WG2626217
Cyclohexane	110-82-7	84.20	20.0	68.9	9400	32400		100	WG2626217
Dibromochloromethane	124-48-1	208	20.0	170	ND	ND		100	WG2626217
1,2-Dibromoethane	106-93-4	188	20.0	154	ND	ND		100	WG2626217
1,2-Dichlorobenzene	95-50-1	147	20.0	120	ND	ND		100	WG2626217
1,3-Dichlorobenzene	541-73-1	147	20.0	120	ND	ND		100	WG2626217
1,4-Dichlorobenzene	106-46-7	147	20.0	120	ND	ND		100	WG2626217
1,2-Dichloroethane	107-06-2	99	20.0	81.0	ND	ND		100	WG2626217
1,1-Dichloroethane	75-34-3	98	20.0	80.2	ND	ND		100	WG2626217
1,1-Dichloroethene	75-35-4	96.90	20.0	79.3	ND	ND		100	WG2626217
cis-1,2-Dichloroethene	156-59-2	96.90	20.0	79.3	ND	ND		100	WG2626217
trans-1,2-Dichloroethene	156-60-5	96.90	20.0	79.3	ND	ND		100	WG2626217
1,2-Dichloropropane	78-87-5	113	20.0	92.4	ND	ND		100	WG2626217
cis-1,3-Dichloropropene	10061-01-5	111	20.0	90.8	ND	ND		100	WG2626217
trans-1,3-Dichloropropene	10061-02-6	111	20.0	90.8	ND	ND		100	WG2626217
1,4-Dioxane	123-91-1	88.10	63.0	227	ND	ND		100	WG2626217
Ethanol	64-17-5	46.10	250	471	656	1240		100	WG2626217
Ethylbenzene	100-41-4	106	20.0	86.7	524	2270		100	WG2627042
4-Ethyltoluene	622-96-8	120	20.0	98.2	ND	ND		100	WG2626217
Trichlorofluoromethane	75-69-4	137.40	20.0	112	ND	ND		100	WG2626217
Dichlorodifluoromethane	75-71-8	120.92	20.0	98.9	ND	ND		100	WG2626217
1,1,2-Trichlorotrifluoroethane	76-13-1	187.40	20.0	153	ND	ND		100	WG2626217
1,2-Dichlorotetrafluoroethane	76-14-2	171	20.0	140	ND	ND		100	WG2626217
Heptane	142-82-5	100	20.0	81.8	4200	17200		100	WG2626217
Hexachloro-1,3-butadiene	87-68-3	261	63.0	673	ND	ND		100	WG2626217
n-Hexane	110-54-3	86.20	63.0	222	5400	19000		100	WG2626217
Isopropylbenzene	98-82-8	120.20	20.0	98.3	43.7	215		100	WG2626217
Methylene Chloride	75-09-2	84.90	20.0	69.4	80.5	280		100	WG2626217
Methyl Butyl Ketone	591-78-6	100	125	511	ND	ND		100	WG2626217
2-Butanone (MEK)	78-93-3	72.10	125	369	ND	ND		100	WG2626217
4-Methyl-2-pentanone (MIBK)	108-10-1	100.10	125	512	ND	ND		100	WG2626217
Methyl methacrylate	80-62-6	100.12	20.0	81.9	ND	ND		100	WG2626217
MTBE	1634-04-4	88.10	20.0	72.1	ND	ND		100	WG2626217
Naphthalene	91-20-3	128	63.0	330	ND	ND		100	WG2626217
2-Propanol	67-63-0	60.10	125	307	1690	4150		100	WG2626217
Propene	115-07-1	42.10	125	215	ND	ND		100	WG2626217
Styrene	100-42-5	104	40.0	170	ND	ND		100	WG2626217
1,1,2,2-Tetrachloroethane	79-34-5	168	20.0	137	ND	ND		100	WG2626217
Tetrachloroethylene	127-18-4	166	20.0	136	ND	ND		100	WG2626217
Tetrahydrofuran	109-99-9	72.10	20.0	59.0	ND	ND		100	WG2626217
Toluene	108-88-3	92.10	50.0	188	1590	5990		100	WG2627042
1,2,4-Trichlorobenzene	120-82-1	181	63.0	466	ND	ND		100	WG2626217

1 Cp
2 Tc
3 Ss
4 Cn
5 Sr
6 Qc
7 Gl
8 Al
9 Sc

Collected date/time: 10/22/25 13:20

L1910540

Volatile Organic Compounds (MS) by Method TO-15

Analyte	CAS #	Mol. Wt.	RDL1 ppbv	RDL2 ug/m3	Result ppbv	Result ug/m3	Qualifier	Dilution	Batch
1,1,1-Trichloroethane	71-55-6	133	20.0	109	ND	ND		100	WG2626217
1,1,2-Trichloroethane	79-00-5	133	20.0	109	ND	ND		100	WG2626217
Trichloroethylene	79-01-6	131	20.0	107	ND	ND		100	WG2626217
1,2,4-Trimethylbenzene	95-63-6	120	20.0	98.2	541	2660		100	WG2626217
1,3,5-Trimethylbenzene	108-67-8	120	20.0	98.2	306	1500		100	WG2626217
2,2,4-Trimethylpentane	540-84-1	114.22	20.0	93.4	1060	4950		100	WG2627042
Vinyl chloride	75-01-4	62.50	20.0	51.1	ND	ND		100	WG2626217
Vinyl Bromide	593-60-2	106.95	20.0	87.5	ND	ND		100	WG2626217
Vinyl acetate	108-05-4	86.10	63.0	222	ND	ND		100	WG2626217
Xylenes, Total	1330-20-7	106.16	60.0	261	2780	12100		100	WG2627042
m&p-Xylene		106	40.0	173	2020	8760		100	WG2627042
o-Xylene	95-47-6	106	20.0	86.7	763	3310		100	WG2627042
TPH (GC/MS) Low Fraction	8006-61-9	101	20000	82600	137000	566000		100	WG2626217
(S) 1,4-Bromofluorobenzene	460-00-4	175	60.0-140		107				WG2626217
(S) 1,4-Bromofluorobenzene	460-00-4	175	60.0-140		102				WG2627042

- 1 Cp
- 2 Tc
- 3 Ss
- 4 Cn
- 5 Sr
- 6 Qc
- 7 Gl
- 8 Al
- 9 Sc

Volatile Organic Compounds (MS) by Method TO-15

[L1910540-01](#)

Method Blank (MB)

(MB) R4291071-3 10/23/25 10:08

Analyte	MB Result	MB Qualifier	MB MDL	MB RDL
	ppbv		ppbv	ppbv
Acetone	U		0.520	1.25
Allyl chloride	U		0.186	0.200
Benzene	U		0.110	0.200
Benzyl Chloride	U		0.0888	0.200
Bromodichloromethane	U		0.0695	0.200
Bromoform	U		0.0755	0.600
Bromomethane	U		0.0938	0.200
1,3-Butadiene	U		0.158	2.00
Carbon disulfide	U		0.160	0.400
Carbon tetrachloride	U		0.0746	0.200
Chlorobenzene	U		0.118	0.200
Chloroethane	U		0.110	0.200
Chloroform	U		0.104	0.200
Chloromethane	U		0.110	0.200
2-Chlorotoluene	U		0.0787	0.200
Cyclohexane	U		0.170	0.200
Dibromochloromethane	U		0.0696	0.200
1,2-Dibromoethane	U		0.0690	0.200
1,2-Dichlorobenzene	U		0.0734	0.200
1,3-Dichlorobenzene	U		0.0753	0.200
1,4-Dichlorobenzene	U		0.0768	0.200
1,2-Dichloroethane	U		0.0730	0.200
1,1-Dichloroethane	U		0.0710	0.200
1,1-Dichloroethene	U		0.0747	0.200
cis-1,2-Dichloroethene	U		0.0796	0.200
trans-1,2-Dichloroethene	U		0.0735	0.200
1,2-Dichloropropane	U		0.0752	0.200
cis-1,3-Dichloropropene	U		0.0743	0.200
trans-1,3-Dichloropropene	U		0.0795	0.200
1,4-Dioxane	U		0.164	0.630
Ethanol	U		2.37	2.50
4-Ethyltoluene	U		0.0887	0.200
Trichlorofluoromethane	U		0.0771	0.200
Dichlorodifluoromethane	U		0.0806	0.200
1,1,2-Trichlorotrifluoroethane	U		0.0751	0.200
1,2-Dichlorotetrafluoroethane	U		0.0756	0.200
Heptane	U		0.114	0.200
Hexachloro-1,3-butadiene	U		0.0800	0.630
n-Hexane	U		0.143	0.630
Isopropylbenzene	U		0.0722	0.200

1 Cp

2 Tc

3 Ss

4 Cn

5 Sr

6 Qc

7 Gl

8 Al

9 Sc

Volatile Organic Compounds (MS) by Method TO-15

[L1910540-01](#)

Method Blank (MB)

(MB) R4291071-3 10/23/25 10:08

Analyte	MB Result	MB Qualifier	MB MDL	MB RDL
	ppbv		ppbv	ppbv
Methylene Chloride	U		0.169	0.200
Methyl Butyl Ketone	U		0.133	1.25
2-Butanone (MEK)	U		0.116	1.25
4-Methyl-2-pentanone (MIBK)	U		0.106	1.25
Methyl methacrylate	U		0.169	0.200
MTBE	U		0.0813	0.200
Naphthalene	U		0.617	0.630
2-Propanol	U		0.680	1.25
Propene	U		0.214	1.25
Styrene	U		0.0802	0.400
1,1,2,2-Tetrachloroethane	U		0.0695	0.200
Tetrachloroethylene	U		0.111	0.200
Tetrahydrofuran	U		0.164	0.200
1,2,4-Trichlorobenzene	U		0.462	0.630
1,1,1-Trichloroethane	U		0.0718	0.200
1,1,2-Trichloroethane	U		0.0683	0.200
Trichloroethylene	U		0.0680	0.200
1,2,4-Trimethylbenzene	U		0.0927	0.200
1,3,5-Trimethylbenzene	U		0.0853	0.200
Vinyl chloride	U		0.0826	0.200
Vinyl Bromide	U		0.0749	0.200
Vinyl acetate	U		0.0968	0.630
TPH (GC/MS) Low Fraction	U		68.3	200
(S) 1,4-Bromofluorobenzene	100			60.0-140

1 Cp
2 Tc
3 Ss
4 Cn
5 Sr
6 Qc
7 Gl
8 Al
9 Sc

Laboratory Control Sample (LCS) • Laboratory Control Sample Duplicate (LCSD)

(LCS) R4291071-1 10/23/25 09:04 • (LCSD) R4291071-2 10/23/25 09:37

Analyte	Spike Amount	LCS Result	LCSD Result	LCS Rec.	LCSD Rec.	Rec. Limits	LCS Qualifier	LCSD Qualifier	RPD	RPD Limits
	ppbv	ppbv	ppbv	%	%	%			%	%
Acetone	3.75	3.49	3.66	93.1	97.6	70.0-130			4.76	25
Allyl chloride	3.75	3.66	3.83	97.6	102	70.0-130			4.54	25
Benzene	3.75	3.72	3.77	99.2	101	70.0-130			1.34	25
Benzyl Chloride	3.75	3.43	3.48	91.5	92.8	70.0-152			1.45	25
Bromodichloromethane	3.75	3.65	3.70	97.3	98.7	70.0-130			1.36	25
Bromoform	3.75	3.68	3.68	98.1	98.1	70.0-130			0.000	25
Bromomethane	3.75	3.66	3.67	97.6	97.9	70.0-130			0.273	25
1,3-Butadiene	3.75	3.70	3.73	98.7	99.5	70.0-130			0.808	25
Carbon disulfide	7.50	7.67	7.85	102	105	70.0-130			2.32	25

Volatile Organic Compounds (MS) by Method TO-15

L1910540-01

Laboratory Control Sample (LCS) • Laboratory Control Sample Duplicate (LCSD)

(LCS) R4291071-1 10/23/25 09:04 • (LCSD) R4291071-2 10/23/25 09:37

Analyte	Spike Amount ppbv	LCS Result ppbv	LCSD Result ppbv	LCS Rec. %	LCSD Rec. %	Rec. Limits %	LCS Qualifier	LCSD Qualifier	RPD %	RPD Limits %
Carbon tetrachloride	3.75	3.59	3.68	95.7	98.1	70.0-130			2.48	25
Chlorobenzene	3.75	3.78	3.83	101	102	70.0-130			1.31	25
Chloroethane	3.75	3.41	3.46	90.9	92.3	70.0-130			1.46	25
Chloroform	3.75	3.65	3.75	97.3	100	70.0-130			2.70	25
Chloromethane	3.75	3.57	3.66	95.2	97.6	70.0-130			2.49	25
2-Chlorotoluene	3.75	3.78	3.81	101	102	70.0-130			0.791	25
Cyclohexane	3.75	3.67	3.76	97.9	100	70.0-130			2.42	25
Dibromochloromethane	3.75	3.78	3.78	101	101	70.0-130			0.000	25
1,2-Dibromoethane	3.75	3.72	3.78	99.2	101	70.0-130			1.60	25
1,2-Dichlorobenzene	3.75	3.83	3.84	102	102	70.0-130			0.261	25
1,3-Dichlorobenzene	3.75	3.85	3.89	103	104	70.0-130			1.03	25
1,4-Dichlorobenzene	3.75	3.84	3.94	102	105	70.0-130			2.57	25
1,2-Dichloroethane	3.75	3.69	3.75	98.4	100	70.0-130			1.61	25
1,1-Dichloroethane	3.75	3.60	3.64	96.0	97.1	70.0-130			1.10	25
1,1-Dichloroethene	3.75	3.71	3.80	98.9	101	70.0-130			2.40	25
cis-1,2-Dichloroethene	3.75	3.70	3.74	98.7	99.7	70.0-130			1.08	25
trans-1,2-Dichloroethene	3.75	3.85	3.91	103	104	70.0-130			1.55	25
1,2-Dichloropropane	3.75	3.68	3.75	98.1	100	70.0-130			1.88	25
cis-1,3-Dichloropropene	3.75	3.64	3.68	97.1	98.1	70.0-130			1.09	25
trans-1,3-Dichloropropene	3.75	3.54	3.65	94.4	97.3	70.0-130			3.06	25
1,4-Dioxane	3.75	4.02	4.05	107	108	70.0-140			0.743	25
Ethanol	3.75	3.60	3.71	96.0	98.9	55.0-148			3.01	25
4-Ethyltoluene	3.75	3.82	3.86	102	103	70.0-130			1.04	25
Trichlorofluoromethane	3.75	3.73	3.82	99.5	102	70.0-130			2.38	25
Dichlorodifluoromethane	3.75	3.79	3.79	101	101	64.0-139			0.000	25
1,1,2-Trichlorotrifluoroethane	3.75	3.80	3.89	101	104	70.0-130			2.34	25
1,2-Dichlorotetrafluoroethane	3.75	3.76	3.85	100	103	70.0-130			2.37	25
Heptane	3.75	3.73	3.76	99.5	100	70.0-130			0.801	25
Hexachloro-1,3-butadiene	3.75	3.57	3.74	95.2	99.7	70.0-151			4.65	25
n-Hexane	3.75	3.53	3.65	94.1	97.3	70.0-130			3.34	25
Isopropylbenzene	3.75	3.77	3.83	101	102	70.0-130			1.58	25
Methylene Chloride	3.75	3.73	3.80	99.5	101	70.0-130			1.86	25
Methyl Butyl Ketone	3.75	3.98	4.05	106	108	70.0-149			1.74	25
2-Butanone (MEK)	3.75	3.70	3.85	98.7	103	70.0-130			3.97	25
4-Methyl-2-pentanone (MIBK)	3.75	3.73	3.87	99.5	103	70.0-139			3.68	25
Methyl methacrylate	3.75	3.59	3.63	95.7	96.8	70.0-130			1.11	25
MTBE	3.75	3.59	3.63	95.7	96.8	70.0-130			1.11	25
Naphthalene	3.75	3.73	3.85	99.5	103	70.0-159			3.17	25
2-Propanol	3.75	3.63	3.72	96.8	99.2	70.0-139			2.45	25
Propene	3.75	3.19	3.19	85.1	85.1	64.0-144			0.000	25

1 Cp

2 Tc

3 Ss

4 Cn

5 Sr

6 Qc

7 Gl

8 Al

9 Sc

Volatile Organic Compounds (MS) by Method TO-15

L1910540-01

Laboratory Control Sample (LCS) • Laboratory Control Sample Duplicate (LCSD)

(LCS) R4291071-1 10/23/25 09:04 • (LCSD) R4291071-2 10/23/25 09:37

Analyte	Spike Amount ppbv	LCS Result ppbv	LCSD Result ppbv	LCS Rec. %	LCSD Rec. %	Rec. Limits %	LCS Qualifier	LCSD Qualifier	RPD %	RPD Limits %
Styrene	7.50	7.58	7.72	101	103	70.0-130			1.83	25
1,1,2-Tetrachloroethane	3.75	3.71	3.82	98.9	102	70.0-130			2.92	25
Tetrachloroethylene	3.75	3.69	3.65	98.4	97.3	70.0-130			1.09	25
Tetrahydrofuran	3.75	3.54	3.60	94.4	96.0	70.0-137			1.68	25
1,2,4-Trichlorobenzene	3.75	3.66	3.79	97.6	101	70.0-160			3.49	25
1,1,1-Trichloroethane	3.75	3.62	3.70	96.5	98.7	70.0-130			2.19	25
1,1,2-Trichloroethane	3.75	3.73	3.69	99.5	98.4	70.0-130			1.08	25
Trichloroethylene	3.75	3.73	3.80	99.5	101	70.0-130			1.86	25
1,2,4-Trimethylbenzene	3.75	3.77	3.78	101	101	70.0-130			0.265	25
1,3,5-Trimethylbenzene	3.75	3.65	3.72	97.3	99.2	70.0-130			1.90	25
Vinyl chloride	3.75	3.69	3.79	98.4	101	70.0-130			2.67	25
Vinyl Bromide	3.75	3.70	3.77	98.7	101	70.0-130			1.87	25
Vinyl acetate	3.75	2.73	2.64	72.8	70.4	70.0-130			3.35	25
TPH (GC/MS) Low Fraction	188	179	182	95.2	96.8	70.0-130	↓	↓	1.66	25
(S) 1,4-Bromofluorobenzene				101	100	60.0-140				

1 Cp

2 Tc

3 Ss

4 Cn

5 Sr

6 Qc

7 Gl

8 Al

9 Sc

Volatile Organic Compounds (MS) by Method TO-15

[L1910540-01](#)

Method Blank (MB)

(MB) R4291866-2 10/24/25 11:12

Analyte	MB Result	MB Qualifier	MB MDL	MB RDL
	ppbv		ppbv	ppbv
Ethylbenzene	U		0.0778	0.200
Toluene	U		0.130	0.500
2,2,4-Trimethylpentane	U		0.0898	0.200
Xylenes, Total	U		0.0887	0.600
m&p-Xylene	U		0.174	0.400
o-Xylene	U		0.0887	0.200
(S) 1,4-Bromofluorobenzene	98.2			60.0-140

L1910641-01 Original Sample (OS) • Duplicate (DUP)

(OS) L1910641-01 10/24/25 18:36 • (DUP) R4291866-4 10/24/25 19:25

Analyte	Original Result	DUP Result	Dilution	DUP RPD	DUP Qualifier	DUP RPD Limits
	ppbv	ppbv		%		%
Ethylbenzene	0.493	0.495	1	0.405		25
Toluene	3.62	3.62	1	0.000		25
2,2,4-Trimethylpentane	0.357	0.377	1	5.45		25
Xylenes, Total	ND	0.765	1	200	P1	25
m&p-Xylene	0.523	0.531	1	1.52		25
o-Xylene	0.229	0.234	1	2.16		25
(S) 1,4-Bromofluorobenzene		99.4				60.0-140

L1910641-02 Original Sample (OS) • Duplicate (DUP)

(OS) L1910641-02 10/24/25 20:13 • (DUP) R4291866-5 10/24/25 21:03

Analyte	Original Result	DUP Result	Dilution	DUP RPD	DUP Qualifier	DUP RPD Limits
	ppbv	ppbv		%		%
Ethylbenzene	0.678	0.670	1	1.19		25
Toluene	5.84	5.92	1	1.36		25
2,2,4-Trimethylpentane	ND	ND	1	0.000		25
Xylenes, Total	ND	2.36	1	200	P1	25
m&p-Xylene	1.76	1.75	1	0.570		25
o-Xylene	0.607	0.611	1	0.657		25
(S) 1,4-Bromofluorobenzene		99.7				60.0-140

1 Cp

2 Tc

3 Ss

4 Cn

5 Sr

6 Qc

7 Gl

8 Al

9 Sc

Volatile Organic Compounds (MS) by Method TO-15

[L1910540-01](#)

Laboratory Control Sample (LCS) • Laboratory Control Sample Duplicate (LCSD)

(LCS) R4291866-1 10/24/25 10:24 • (LCSD) R4291866-3 10/24/25 12:27

Analyte	Spike Amount ppbv	LCS Result ppbv	LCSD Result ppbv	LCS Rec. %	LCSD Rec. %	Rec. Limits %	<u>LCS Qualifier</u>	<u>LCSD Qualifier</u>	RPD %	RPD Limits %
Ethylbenzene	3.75	3.93	3.88	105	103	70.0-130			1.28	25
Toluene	3.75	3.97	3.97	106	106	70.0-130			0.000	25
2,2,4-Trimethylpentane	3.75	3.80	3.81	101	102	70.0-130			0.263	25
Xylenes, Total	11.3	11.9	11.9	105	105	70.0-130			0.000	25
m&p-Xylene	7.50	7.88	7.94	105	106	70.0-130			0.759	25
o-Xylene	3.75	4.05	3.95	108	105	70.0-130			2.50	25
(S) 1,4-Bromofluorobenzene				103	100	60.0-140				

1 Cp

2 Tc

3 Ss

4 Cn

5 Sr

6 Qc

7 Gl

8 Al

9 Sc

Guide to Reading and Understanding Your Laboratory Report

The information below is designed to better explain the various terms used in your report of analytical results from the Laboratory. This is not intended as a comprehensive explanation, and if you have additional questions please contact your project representative.

Results Disclaimer - Information that may be provided by the customer, and contained within this report, include Permit Limits, Project Name, Sample ID, Sample Matrix, Sample Preservation, Field Blanks, Field Spikes, Field Duplicates, On-Site Data, Sampling Collection Dates/Times, and Sampling Location. Results relate to the accuracy of this information provided, and as the samples are received.

Abbreviations and Definitions

MDL	Method Detection Limit.
ND	Not detected at the Reporting Limit (or MDL where applicable).
RDL	Reported Detection Limit.
Rec.	Recovery.
RPD	Relative Percent Difference.
SDG	Sample Delivery Group.
(S)	Surrogate (Surrogate Standard) - Analytes added to every blank, sample, Laboratory Control Sample/Duplicate and Matrix Spike/Duplicate; used to evaluate analytical efficiency by measuring recovery. Surrogates are not expected to be detected in all environmental media.
U	Not detected at the Reporting Limit (or MDL where applicable).
Analyte	The name of the particular compound or analysis performed. Some Analyses and Methods will have multiple analytes reported.
Dilution	If the sample matrix contains an interfering material, the sample preparation volume or weight values differ from the standard, or if concentrations of analytes in the sample are higher than the highest limit of concentration that the laboratory can accurately report, the sample may be diluted for analysis. If a value different than 1 is used in this field, the result reported has already been corrected for this factor.
Limits	These are the target % recovery ranges or % difference value that the laboratory has historically determined as normal for the method and analyte being reported. Successful QC Sample analysis will target all analytes recovered or duplicated within these ranges.
Original Sample	The non-spiked sample in the prep batch used to determine the Relative Percent Difference (RPD) from a quality control sample. The Original Sample may not be included within the reported SDG.
Qualifier	This column provides a letter and/or number designation that corresponds to additional information concerning the result reported. If a Qualifier is present, a definition per Qualifier is provided within the Glossary and Definitions page and potentially a discussion of possible implications of the Qualifier in the Case Narrative if applicable.
Result	The actual analytical final result (corrected for any sample specific characteristics) reported for your sample. If there was no measurable result returned for a specific analyte, the result in this column may state "ND" (Not Detected) or "BDL" (Below Detectable Levels). The information in the results column should always be accompanied by either an MDL (Method Detection Limit) or RDL (Reporting Detection Limit) that defines the lowest value that the laboratory could detect or report for this analyte.
Uncertainty (Radiochemistry)	Confidence level of 2 sigma.
U (Radiochemistry)	Result + Error < MDA.
J (Radiochemistry)	Result < MDA; Result + Error > MDA.
Case Narrative (Cn)	A brief discussion about the included sample results, including a discussion of any non-conformances to protocol observed either at sample receipt by the laboratory from the field or during the analytical process. If present, there will be a section in the Case Narrative to discuss the meaning of any data qualifiers used in the report.
Quality Control Summary (Qc)	This section of the report includes the results of the laboratory quality control analyses required by procedure or analytical methods to assist in evaluating the validity of the results reported for your samples. These analyses are not being performed on your samples typically, but on laboratory generated material.
Sample Chain of Custody (Sc)	This is the document created in the field when your samples were initially collected. This is used to verify the time and date of collection, the person collecting the samples, and the analyses that the laboratory is requested to perform. This chain of custody also documents all persons (excluding commercial shippers) that have had control or possession of the samples from the time of collection until delivery to the laboratory for analysis.
Sample Results (Sr)	This section of your report will provide the results of all testing performed on your samples. These results are provided by sample ID and are separated by the analyses performed on each sample. The header line of each analysis section for each sample will provide the name and method number for the analysis reported.
Sample Summary (Ss)	This section of the Analytical Report defines the specific analyses performed for each sample ID, including the dates and times of preparation and/or analysis.

1
Cp

2
Tc

3
Ss

4
Cn

5
Sr

6
Qc

7
Gl

8
Al

9
Sc

Qualifier	Description
J	The identification of the analyte is acceptable; the reported value is an estimate.
P1	RPD value not applicable for sample concentrations less than 5 times the reporting limit.

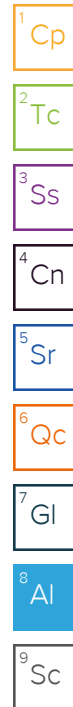
Pace Analytical National 12065 Lebanon Rd Mount Juliet, TN 37122

Alabama	40660	Nebraska	NE-OS-15-05
Alaska	17-026	Nevada	TN000032021-1
Arizona	AZ0612	New Hampshire	2975
Arkansas	88-0469	New Jersey-NELAP	TN002
California	2932	New Mexico ¹	TN00003
Colorado	TN00003	New York	11742
Connecticut	PH-0197	North Carolina	Env375
Florida	E87487	North Carolina ¹	DW21704
Georgia	NELAP	North Carolina ³	41
Georgia ¹	923	North Dakota	R-140
Idaho	TN00003	Ohio-VAP	CL0069
Illinois	200008	Oklahoma	9915
Indiana	C-TN-01	Oregon	TN200002
Iowa	364	Pennsylvania	68-02979
Kansas	E-10277	Rhode Island	LA000356
Kentucky ^{1,6}	KY90010	South Carolina	84004002
Kentucky ²	16	South Dakota	n/a
Louisiana	AI30792	Tennessee ^{1,4}	2006
Louisiana	LA018	Texas	T104704245-20-18
Maine	TN00003	Texas ⁵	LAB0152
Maryland	324	Utah	TN000032021-11
Massachusetts	M-TN003	Vermont	VT2006
Michigan	9958	Virginia	110033
Minnesota	047-999-395	Washington	C847
Mississippi	TN00003	West Virginia	233
Missouri	340	Wisconsin	998093910
Montana	CERT0086	Wyoming	A2LA
A2LA – ISO 17025	1461.01	AIHA-LAP,LLC EMLAP	100789
A2LA – ISO 17025 ⁵	1461.02	DOD	1461.01
Canada	1461.01	USDA	P330-15-00234
EPA-Crypto	TN00003		

¹ Drinking Water ² Underground Storage Tanks ³ Aquatic Toxicity ⁴ Chemical/Microbiological ⁵ Mold ⁶ Wastewater n/a Accreditation not applicable

* Not all certifications held by the laboratory are applicable to the results reported in the attached report.

* Accreditation is only applicable to the test methods specified on each scope of accreditation held by Pace Analytical.





ANALYTICAL REPORT

November 19, 2025

- 1 Cp
- 2 Tc
- 3 Ss
- 4 Cn
- 5 Sr
- 6 Qc
- 7 Gl
- 8 Al
- 9 Sc

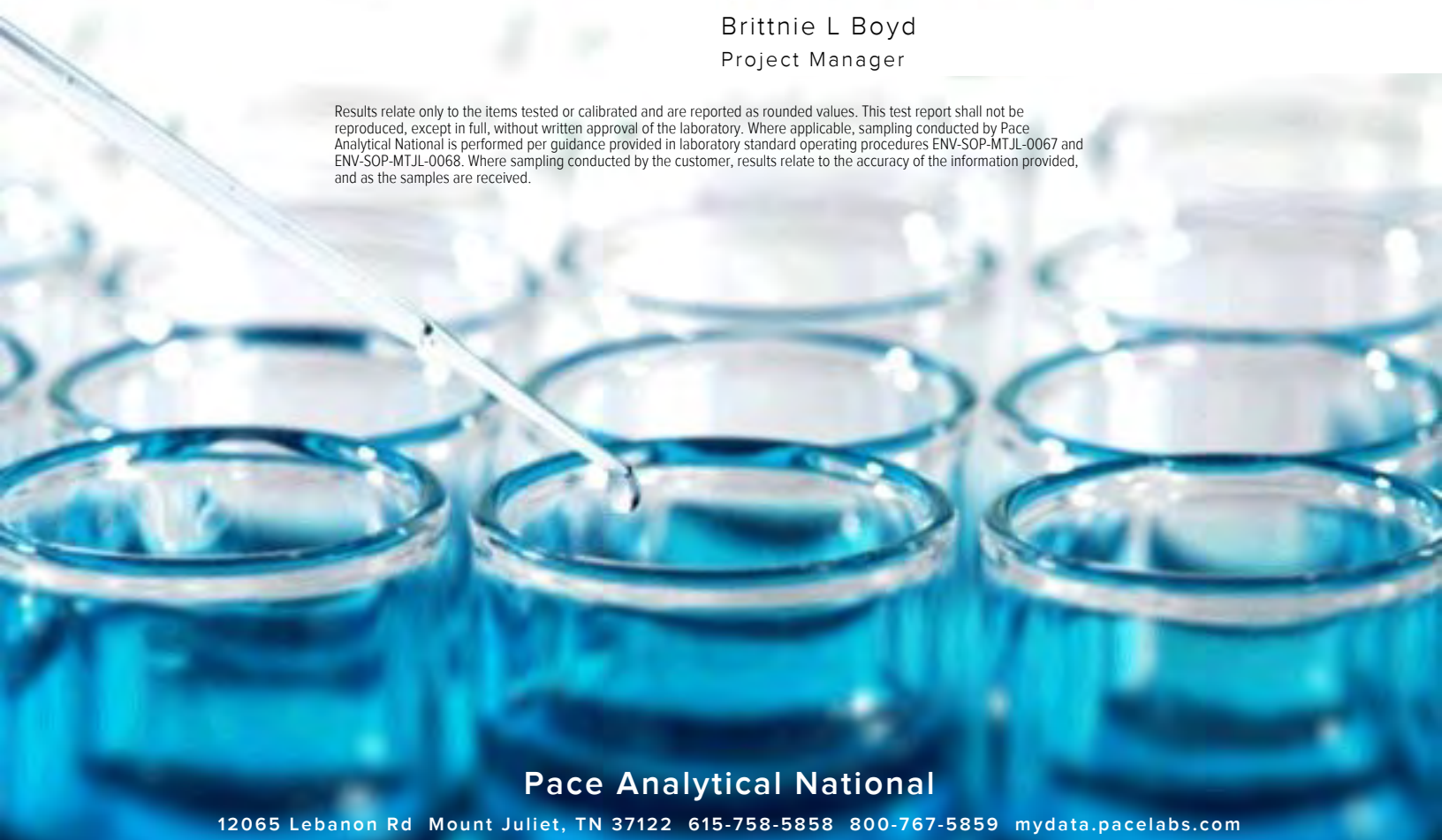
Plains All American Pipeline - ETECH

Sample Delivery Group: L1918254
 Samples Received: 11/14/2025
 Project Number: SRS 2009-084
 Description: SRS 2009-084
 Site: SRS 2009-084
 Report To: Kimble Thrash
 PO Box 62228
 Midland, TX 79711

Entire Report Reviewed By:

Brittnie L Boyd
Project Manager

Results relate only to the items tested or calibrated and are reported as rounded values. This test report shall not be reproduced, except in full, without written approval of the laboratory. Where applicable, sampling conducted by Pace Analytical National is performed per guidance provided in laboratory standard operating procedures ENV-SOP-MTJL-0067 and ENV-SOP-MTJL-0068. Where sampling conducted by the customer, results relate to the accuracy of the information provided, and as the samples are received.



Pace Analytical National

12065 Lebanon Rd Mount Juliet, TN 37122 615-758-5858 800-767-5859 mydata.pacelabs.com

Cp: Cover Page 1

Tc: Table of Contents 2

Ss: Sample Summary 3

Cn: Case Narrative 4

Sr: Sample Results 5

EFF-1 (111325) L1918254-01 5

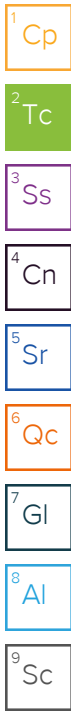
Qc: Quality Control Summary 7

Volatile Organic Compounds (MS) by Method TO-15 7

Gl: Glossary of Terms 13

Al: Accreditations & Locations 14

Sc: Sample Chain of Custody 15



SAMPLE SUMMARY

EFF-1 (111325) L1918254-01

Collected by	Collected date/time	Received date/time
Robert Peters	11/13/25 12:45	11/14/25 08:45

Method	Batch	Dilution	Preparation date/time	Analysis date/time	Analyst	Location
Volatile Organic Compounds (MS) by Method TO-15	WG2640447	10	11/14/25 23:52	11/14/25 23:52	ED	Mt. Juliet, TN
Volatile Organic Compounds (MS) by Method TO-15	WG2641927	200	11/18/25 03:57	11/18/25 03:57	ED	Mt. Juliet, TN
Volatile Organic Compounds (MS) by Method TO-15	WG2642858	2000	11/18/25 17:10	11/18/25 17:10	DAH	Mt. Juliet, TN

- ¹Cp
- ²Tc
- ³Ss
- ⁴Cn
- ⁵Sr
- ⁶Qc
- ⁷Gl
- ⁸Al
- ⁹Sc

All sample aliquots were received at the correct temperature, in the proper containers, with the appropriate preservatives, and within method specified holding times, unless qualified or notated within the report. Where applicable, all MDL (LOD) and RDL (LOQ) values reported for environmental samples have been corrected for the dilution factor used in the analysis. All Method and Batch Quality Control are within established criteria except where addressed in this case narrative, a non-conformance form or properly qualified within the sample results. By my digital signature below, I affirm to the best of my knowledge, all problems/anomalies observed by the laboratory as having the potential to affect the quality of the data have been identified by the laboratory, and no information or data have been knowingly withheld that would affect the quality of the data.



Brittnie L Boyd
Project Manager

Sample Delivery Group (SDG) Narrative

Sample received in tedlar bag.

<u>Lab Sample ID</u>	<u>Project Sample ID</u>	<u>Method</u>
L1918254-01	EFF-1 (111325)	TO-15

- 1 Cp
- 2 Tc
- 3 Ss
- 4 Cn
- 5 Sr
- 6 Qc
- 7 Gl
- 8 Al
- 9 Sc

Collected date/time: 11/13/25 12:45

L1918254

Volatile Organic Compounds (MS) by Method TO-15

Analyte	CAS #	Mol. Wt.	RDL1 ppbv	RDL2 ug/m3	Result ppbv	Result ug/m3	Qualifier	Dilution	Batch
Acetone	67-64-1	58.10	12.5	29.7	ND	ND		10	WG2640447
Allyl chloride	107-05-1	76.53	2.00	6.26	ND	ND		10	WG2640447
Benzene	71-43-2	78.10	2.00	6.39	ND	ND		10	WG2640447
Benzyl Chloride	100-44-7	127	40.0	208	ND	ND		200	WG2641927
Bromodichloromethane	75-27-4	164	2.00	13.4	ND	ND		10	WG2640447
Bromoform	75-25-2	253	120	1240	ND	ND		200	WG2641927
Bromomethane	74-83-9	94.90	2.00	7.76	ND	ND		10	WG2640447
1,3-Butadiene	106-99-0	54.10	20.0	44.3	ND	ND		10	WG2640447
Carbon disulfide	75-15-0	76.10	4.00	12.4	ND	ND		10	WG2640447
Carbon tetrachloride	56-23-5	154	2.00	12.6	ND	ND		10	WG2640447
Chlorobenzene	108-90-7	113	2.00	9.24	ND	ND		10	WG2640447
Chloroethane	75-00-3	64.50	2.00	5.28	ND	ND		10	WG2640447
Chloroform	67-66-3	119	2.00	9.73	ND	ND		10	WG2640447
Chloromethane	74-87-3	50.50	2.00	4.13	ND	ND		10	WG2640447
2-Chlorotoluene	95-49-8	126	40.0	206	ND	ND		200	WG2641927
Cyclohexane	110-82-7	84.20	40.0	138	1730	5960		200	WG2641927
Dibromochloromethane	124-48-1	208	2.00	17.0	ND	ND		10	WG2640447
1,2-Dibromoethane	106-93-4	188	2.00	15.4	ND	ND		10	WG2640447
1,2-Dichlorobenzene	95-50-1	147	40.0	240	ND	ND		200	WG2641927
1,3-Dichlorobenzene	541-73-1	147	40.0	240	ND	ND		200	WG2641927
1,4-Dichlorobenzene	106-46-7	147	40.0	240	ND	ND		200	WG2641927
1,2-Dichloroethane	107-06-2	99	2.00	8.10	ND	ND		10	WG2640447
1,1-Dichloroethane	75-34-3	98	2.00	8.02	ND	ND		10	WG2640447
1,1-Dichloroethene	75-35-4	96.90	2.00	7.93	ND	ND		10	WG2640447
cis-1,2-Dichloroethene	156-59-2	96.90	2.00	7.93	ND	ND		10	WG2640447
trans-1,2-Dichloroethene	156-60-5	96.90	2.00	7.93	ND	ND		10	WG2640447
1,2-Dichloropropane	78-87-5	113	2.00	9.24	ND	ND		10	WG2640447
cis-1,3-Dichloropropene	10061-01-5	111	2.00	9.08	ND	ND		10	WG2640447
trans-1,3-Dichloropropene	10061-02-6	111	2.00	9.08	ND	ND		10	WG2640447
1,4-Dioxane	123-91-1	88.10	6.30	22.7	ND	ND		10	WG2640447
Ethanol	64-17-5	46.10	25.0	47.1	30.0	56.6		10	WG2640447
Ethylbenzene	100-41-4	106	40.0	173	3090	13400		200	WG2641927
4-Ethyltoluene	622-96-8	120	40.0	196	284	1390		200	WG2641927
Trichlorofluoromethane	75-69-4	137.40	2.00	11.2	ND	ND		10	WG2640447
Dichlorodifluoromethane	75-71-8	120.92	2.00	9.89	ND	ND		10	WG2640447
1,1,2-Trichlorotrifluoroethane	76-13-1	187.40	2.00	15.3	ND	ND		10	WG2640447
1,2-Dichlorotetrafluoroethane	76-14-2	171	2.00	14.0	ND	ND	J4	10	WG2640447
Heptane	142-82-5	100	400	1640	28000	115000		2000	WG2642858
Hexachloro-1,3-butadiene	87-68-3	261	126	1350	ND	ND		200	WG2641927
n-Hexane	110-54-3	86.20	126	444	2190	7720		200	WG2641927
Isopropylbenzene	98-82-8	120.20	40.0	197	398	1960		200	WG2641927
Methylene Chloride	75-09-2	84.90	2.00	6.94	ND	ND		10	WG2640447
Methyl Butyl Ketone	591-78-6	100	12.5	51.1	ND	ND		10	WG2640447
2-Butanone (MEK)	78-93-3	72.10	12.5	36.9	ND	ND		10	WG2640447
4-Methyl-2-pentanone (MIBK)	108-10-1	100.10	12.5	51.2	ND	ND		10	WG2640447
Methyl methacrylate	80-62-6	100.12	2.00	8.19	ND	ND		10	WG2640447
MTBE	1634-04-4	88.10	2.00	7.21	ND	ND		10	WG2640447
Naphthalene	91-20-3	128	126	660	ND	ND		200	WG2641927
2-Propanol	67-63-0	60.10	12.5	30.7	ND	ND		10	WG2640447
Propene	115-07-1	42.10	12.5	21.5	ND	ND		10	WG2640447
Styrene	100-42-5	104	80.0	340	ND	ND		200	WG2641927
1,1,2,2-Tetrachloroethane	79-34-5	168	40.0	275	ND	ND		200	WG2641927
Tetrachloroethylene	127-18-4	166	2.00	13.6	ND	ND		10	WG2640447
Tetrahydrofuran	109-99-9	72.10	2.00	5.90	ND	ND		10	WG2640447
Toluene	108-88-3	92.10	100	377	12200	46000		200	WG2641927
1,2,4-Trichlorobenzene	120-82-1	181	126	933	ND	ND		200	WG2641927

1 Cp
2 Tc
3 Ss
4 Cn
5 Sr
6 Qc
7 Gl
8 Al
9 Sc

Collected date/time: 11/13/25 12:45

L1918254

Volatile Organic Compounds (MS) by Method TO-15

Analyte	CAS #	Mol. Wt.	RDL1 ppbv	RDL2 ug/m3	Result ppbv	Result ug/m3	Qualifier	Dilution	Batch
1,1,1-Trichloroethane	71-55-6	133	2.00	10.9	ND	ND		10	WG2640447
1,1,2-Trichloroethane	79-00-5	133	2.00	10.9	ND	ND		10	WG2640447
Trichloroethylene	79-01-6	131	2.00	10.7	ND	ND		10	WG2640447
1,2,4-Trimethylbenzene	95-63-6	120	40.0	196	701	3440		200	WG2641927
1,3,5-Trimethylbenzene	108-67-8	120	40.0	196	431	2120		200	WG2641927
2,2,4-Trimethylpentane	540-84-1	114.22	2.00	9.34	ND	ND		10	WG2640447
Vinyl chloride	75-01-4	62.50	2.00	5.11	ND	ND		10	WG2640447
Vinyl Bromide	593-60-2	106.95	2.00	8.75	ND	ND		10	WG2640447
Vinyl acetate	108-05-4	86.10	6.30	22.2	ND	ND		10	WG2640447
Xylenes, Total	1330-20-7	106.16	120	521	8990	39000		200	WG2641927
m&p-Xylene		106	80.0	347	7020	30400		200	WG2641927
o-Xylene	95-47-6	106	40.0	173	1970	8540		200	WG2641927
TPH (GC/MS) Low Fraction	8006-61-9	101	40000	165000	438000	1810000		200	WG2641927
(S) 1,4-Bromofluorobenzene	460-00-4	175	60.0-140		389		J1		WG2640447
(S) 1,4-Bromofluorobenzene	460-00-4	175	60.0-140		99.3				WG2641927
(S) 1,4-Bromofluorobenzene	460-00-4	175	60.0-140		97.8				WG2642858

- 1 Cp
- 2 Tc
- 3 Ss
- 4 Cn
- 5 Sr
- 6 Qc
- 7 Gl
- 8 Al
- 9 Sc

Sample Narrative:

L1918254-01 WG2640447: Surrogate failure due to matrix interference

Volatile Organic Compounds (MS) by Method TO-15

[L1918254-01](#)

Method Blank (MB)

(MB) R4301665-1 11/14/25 10:28

Analyte	MB Result	MB Qualifier	MB MDL	MB RDL
	ppbv		ppbv	ppbv
Acetone	U		0.520	1.25
Allyl chloride	U		0.186	0.200
Benzene	U		0.110	0.200
Bromodichloromethane	U		0.0695	0.200
Bromomethane	U		0.0938	0.200
1,3-Butadiene	U		0.158	2.00
Carbon disulfide	U		0.160	0.400
Carbon tetrachloride	U		0.0746	0.200
Chlorobenzene	U		0.118	0.200
Chloroethane	U		0.110	0.200
Chloroform	U		0.104	0.200
Chloromethane	U		0.110	0.200
Dibromochloromethane	U		0.0696	0.200
1,2-Dibromoethane	U		0.0690	0.200
1,2-Dichloroethane	U		0.0730	0.200
1,1-Dichloroethane	U		0.0710	0.200
1,1-Dichloroethene	U		0.0747	0.200
cis-1,2-Dichloroethene	U		0.0796	0.200
trans-1,2-Dichloroethene	U		0.0735	0.200
1,2-Dichloropropane	U		0.0752	0.200
cis-1,3-Dichloropropene	U		0.0743	0.200
trans-1,3-Dichloropropene	U		0.0795	0.200
1,4-Dioxane	U		0.164	0.630
Ethanol	U		2.37	2.50
Trichlorofluoromethane	U		0.0771	0.200
Dichlorodifluoromethane	U		0.0806	0.200
1,1,2-Trichlorotrifluoroethane	U		0.0751	0.200
1,2-Dichlorotetrafluoroethane	U		0.0756	0.200
Methylene Chloride	U		0.169	0.200
Methyl Butyl Ketone	U		0.133	1.25
2-Butanone (MEK)	U		0.116	1.25
4-Methyl-2-pentanone (MIBK)	U		0.106	1.25
Methyl methacrylate	U		0.169	0.200
MTBE	U		0.0813	0.200
2-Propanol	U		0.680	1.25
Propene	U		0.214	1.25
Tetrachloroethylene	U		0.111	0.200
Tetrahydrofuran	U		0.164	0.200
1,1,1-Trichloroethane	U		0.0718	0.200
1,1,2-Trichloroethane	U		0.0683	0.200

¹Cp

²Tc

³Ss

⁴Cn

⁵Sr

⁶Qc

⁷Gl

⁸Al

⁹Sc

Volatile Organic Compounds (MS) by Method TO-15

[L1918254-01](#)

Method Blank (MB)

(MB) R4301665-1 11/14/25 10:28

Analyte	MB Result	MB Qualifier	MB MDL	MB RDL
	ppbv		ppbv	ppbv
Trichloroethylene	U		0.0680	0.200
2,2,4-Trimethylpentane	U		0.0898	0.200
Vinyl chloride	U		0.0826	0.200
Vinyl Bromide	U		0.0749	0.200
Vinyl acetate	U		0.0968	0.630
(S) 1,4-Bromofluorobenzene	99.0			60.0-140

Laboratory Control Sample (LCS) • Laboratory Control Sample Duplicate (LCSD)

(LCS) R4301665-2 11/14/25 11:04 • (LCSD) R4301665-3 11/14/25 11:41

Analyte	Spike Amount	LCS Result	LCSD Result	LCS Rec.	LCSD Rec.	Rec. Limits	LCS Qualifier	LCSD Qualifier	RPD	RPD Limits
	ppbv	ppbv	ppbv	%	%	%			%	%
Acetone	3.75	4.05	4.04	108	108	70.0-130			0.247	25
Allyl chloride	3.75	4.69	4.44	125	118	70.0-130			5.48	25
Benzene	3.75	4.13	4.03	110	107	70.0-130			2.45	25
Bromodichloromethane	3.75	4.03	4.00	107	107	70.0-130			0.747	25
Bromomethane	3.75	3.19	3.20	85.1	85.3	70.0-130			0.313	25
1,3-Butadiene	3.75	3.15	3.18	84.0	84.8	70.0-130			0.948	25
Carbon disulfide	7.50	8.39	8.49	112	113	70.0-130			1.18	25
Carbon tetrachloride	3.75	4.16	4.24	111	113	70.0-130			1.90	25
Chlorobenzene	3.75	4.07	4.04	109	108	70.0-130			0.740	25
Chloroethane	3.75	2.97	3.05	79.2	81.3	70.0-130			2.66	25
Chloroform	3.75	4.06	4.04	108	108	70.0-130			0.494	25
Chloromethane	3.75	3.62	3.70	96.5	98.7	70.0-130			2.19	25
Dibromochloromethane	3.75	4.12	4.07	110	109	70.0-130			1.22	25
1,2-Dibromoethane	3.75	4.15	4.13	111	110	70.0-130			0.483	25
1,2-Dichloroethane	3.75	3.94	3.95	105	105	70.0-130			0.253	25
1,1-Dichloroethane	3.75	4.11	4.16	110	111	70.0-130			1.21	25
1,1-Dichloroethene	3.75	3.99	4.09	106	109	70.0-130			2.48	25
cis-1,2-Dichloroethene	3.75	4.14	4.21	110	112	70.0-130			1.68	25
trans-1,2-Dichloroethene	3.75	4.13	4.19	110	112	70.0-130			1.44	25
1,2-Dichloropropane	3.75	4.04	4.08	108	109	70.0-130			0.985	25
cis-1,3-Dichloropropene	3.75	4.29	4.21	114	112	70.0-130			1.88	25
trans-1,3-Dichloropropene	3.75	4.19	4.18	112	111	70.0-130			0.239	25
1,4-Dioxane	3.75	4.25	4.33	113	115	70.0-140			1.86	25
Ethanol	3.75	3.16	3.23	84.3	86.1	55.0-148			2.19	25
Trichlorofluoromethane	3.75	3.37	3.37	89.9	89.9	70.0-130			0.000	25
Dichlorodifluoromethane	3.75	3.21	3.17	85.6	84.5	64.0-139			1.25	25
1,1,2-Trichlorotrifluoroethane	3.75	4.06	4.10	108	109	70.0-130			0.980	25

¹ Cp

² Tc

³ Ss

⁴ Cn

⁵ Sr

⁶ Qc

⁷ Gl

⁸ Al

⁹ Sc

Volatile Organic Compounds (MS) by Method TO-15

L1918254-01

Laboratory Control Sample (LCS) • Laboratory Control Sample Duplicate (LCSD)

(LCS) R4301665-2 11/14/25 11:04 • (LCSD) R4301665-3 11/14/25 11:41

Analyte	Spike Amount ppbv	LCS Result ppbv	LCSD Result ppbv	LCS Rec. %	LCSD Rec. %	Rec. Limits %	LCS Qualifier	LCSD Qualifier	RPD %	RPD Limits %
1,2-Dichlorotetrafluoroethane	3.75	2.57	2.61	68.5	69.6	70.0-130	J4	J4	1.54	25
Methylene Chloride	3.75	3.85	3.93	103	105	70.0-130			2.06	25
Methyl Butyl Ketone	3.75	4.23	4.29	113	114	70.0-149			1.41	25
2-Butanone (MEK)	3.75	4.12	4.17	110	111	70.0-130			1.21	25
4-Methyl-2-pentanone (MIBK)	3.75	4.18	4.12	111	110	70.0-139			1.45	25
Methyl methacrylate	3.75	3.96	3.96	106	106	70.0-130			0.000	25
MTBE	3.75	4.31	4.35	115	116	70.0-130			0.924	25
2-Propanol	3.75	4.11	4.23	110	113	70.0-139			2.88	25
Propene	3.75	3.92	3.98	105	106	64.0-144			1.52	25
Tetrachloroethylene	3.75	4.30	4.19	115	112	70.0-130			2.59	25
Tetrahydrofuran	3.75	4.13	4.18	110	111	70.0-137			1.20	25
1,1,1-Trichloroethane	3.75	4.19	4.18	112	111	70.0-130			0.239	25
1,1,2-Trichloroethane	3.75	4.14	4.10	110	109	70.0-130			0.971	25
Trichloroethylene	3.75	4.13	4.08	110	109	70.0-130			1.22	25
2,2,4-Trimethylpentane	3.75	4.29	4.34	114	116	70.0-130			1.16	25
Vinyl chloride	3.75	3.08	3.08	82.1	82.1	70.0-130			0.000	25
Vinyl Bromide	3.75	3.24	3.33	86.4	88.8	70.0-130			2.74	25
Vinyl acetate	3.75	4.24	4.25	113	113	70.0-130			0.236	25
(S) 1,4-Bromofluorobenzene				102	102	60.0-140				

1 Cp

2 Tc

3 Ss

4 Cn

5 Sr

6 Qc

7 Gl

8 Al

9 Sc

Volatile Organic Compounds (MS) by Method TO-15

[L1918254-01](#)

Method Blank (MB)

(MB) R4302601-3 11/17/25 15:02

Analyte	MB Result	MB Qualifier	MB MDL	MB RDL
	ppbv		ppbv	ppbv
Benzyl Chloride	U		0.0888	0.200
Bromoform	U		0.0755	0.600
2-Chlorotoluene	U		0.0787	0.200
Cyclohexane	U		0.170	0.200
1,2-Dichlorobenzene	U		0.0734	0.200
1,3-Dichlorobenzene	U		0.0753	0.200
1,4-Dichlorobenzene	U		0.0768	0.200
Ethylbenzene	U		0.0778	0.200
4-Ethyltoluene	U		0.0887	0.200
Hexachloro-1,3-butadiene	U		0.0800	0.630
n-Hexane	U		0.143	0.630
Isopropylbenzene	U		0.0722	0.200
Naphthalene	U		0.617	0.630
Styrene	0.105	U	0.0802	0.400
1,1,2,2-Tetrachloroethane	U		0.0695	0.200
Toluene	U		0.130	0.500
1,2,4-Trichlorobenzene	U		0.462	0.630
1,2,4-Trimethylbenzene	U		0.0927	0.200
1,3,5-Trimethylbenzene	U		0.0853	0.200
Xylenes, Total	U		0.0887	0.600
m&p-Xylene	U		0.174	0.400
o-Xylene	U		0.0887	0.200
TPH (GC/MS) Low Fraction	U		68.3	200
(S) 1,4-Bromofluorobenzene	99.8			60.0-140

1 Cp
2 Tc
3 Ss
4 Cn
5 Sr
6 Qc
7 Gl
8 Al
9 Sc

Laboratory Control Sample (LCS) • Laboratory Control Sample Duplicate (LCSD)

(LCS) R4302601-1 11/17/25 12:45 • (LCSD) R4302601-2 11/17/25 13:34

Analyte	Spike Amount	LCS Result	LCSD Result	LCS Rec.	LCSD Rec.	Rec. Limits	LCS Qualifier	LCSD Qualifier	RPD	RPD Limits
	ppbv	ppbv	ppbv	%	%	%			%	%
Benzyl Chloride	3.75	4.59	4.51	122	120	70.0-152			1.76	25
Bromoform	3.75	4.13	4.11	110	110	70.0-130			0.485	25
2-Chlorotoluene	3.75	4.29	4.33	114	115	70.0-130			0.928	25
Cyclohexane	3.75	4.02	4.02	107	107	70.0-130			0.000	25
1,2-Dichlorobenzene	3.75	4.46	4.47	119	119	70.0-130			0.224	25
1,3-Dichlorobenzene	3.75	4.45	4.48	119	119	70.0-130			0.672	25
1,4-Dichlorobenzene	3.75	4.58	4.58	122	122	70.0-130			0.000	25
Ethylbenzene	3.75	4.08	4.05	109	108	70.0-130			0.738	25
4-Ethyltoluene	3.75	4.31	4.36	115	116	70.0-130			1.15	25

Volatile Organic Compounds (MS) by Method TO-15

L1918254-01

Laboratory Control Sample (LCS) • Laboratory Control Sample Duplicate (LCSD)

(LCS) R4302601-1 11/17/25 12:45 • (LCSD) R4302601-2 11/17/25 13:34

Analyte	Spike Amount ppbv	LCS Result ppbv	LCSD Result ppbv	LCS Rec. %	LCSD Rec. %	Rec. Limits %	LCS Qualifier	LCSD Qualifier	RPD %	RPD Limits %
Hexachloro-1,3-butadiene	3.75	4.45	4.34	119	116	70.0-151			2.50	25
n-Hexane	3.75	3.97	3.90	106	104	70.0-130			1.78	25
Isopropylbenzene	3.75	4.12	4.15	110	111	70.0-130			0.726	25
Naphthalene	3.75	4.01	4.11	107	110	70.0-159			2.46	25
Styrene	7.50	8.29	8.32	111	111	70.0-130			0.361	25
1,1,2-Tetrachloroethane	3.75	4.32	4.38	115	117	70.0-130			1.38	25
Toluene	3.75	4.11	4.08	110	109	70.0-130			0.733	25
1,2,4-Trichlorobenzene	3.75	4.47	4.34	119	116	70.0-160			2.95	25
1,2,4-Trimethylbenzene	3.75	4.39	4.39	117	117	70.0-130			0.000	25
1,3,5-Trimethylbenzene	3.75	4.42	4.42	118	118	70.0-130			0.000	25
Xylenes, Total	11.3	12.2	12.2	108	108	70.0-130			0.000	25
m&p-Xylene	7.50	8.17	8.11	109	108	70.0-130			0.737	25
o-Xylene	3.75	4.06	4.05	108	108	70.0-130			0.247	25
TPH (GC/MS) Low Fraction	188	192	191	102	102	70.0-130	↓	↓	0.522	25
(S) 1,4-Bromofluorobenzene				98.3	99.7	60.0-140				

1 Cp

2 Tc

3 Ss

4 Cn

5 Sr

6 Qc

7 Gl

8 Al

9 Sc

Volatile Organic Compounds (MS) by Method TO-15

L1918254-01

Method Blank (MB)

(MB) R4303028-2 11/18/25 13:51

Analyte	MB Result	MB Qualifier	MB MDL	MB RDL
Heptane	U		0.114	0.200
(S) 1,4-Bromofluorobenzene	94.2			60.0-140

Laboratory Control Sample (LCS) • Laboratory Control Sample Duplicate (LCSD)

(LCS) R4303028-1 11/18/25 13:23 • (LCSD) R4303028-3 11/18/25 14:43

Analyte	Spike Amount	LCS Result	LCSD Result	LCS Rec.	LCSD Rec.	Rec. Limits	LCS Qualifier	LCSD Qualifier	RPD	RPD Limits
Heptane	3.75	3.77	3.66	101	97.6	70.0-130			2.96	25
(S) 1,4-Bromofluorobenzene				97.9	97.5	60.0-140				

1 Cp

2 Tc

3 Ss

4 Cn

5 Sr

6 Qc

7 Gl

8 Al

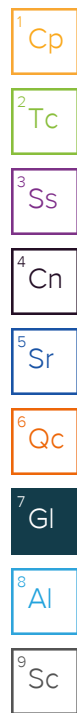
9 Sc

Guide to Reading and Understanding Your Laboratory Report

The information below is designed to better explain the various terms used in your report of analytical results from the Laboratory. This is not intended as a comprehensive explanation, and if you have additional questions please contact your project representative.

Results Disclaimer - Information that may be provided by the customer, and contained within this report, include Permit Limits, Project Name, Sample ID, Sample Matrix, Sample Preservation, Field Blanks, Field Spikes, Field Duplicates, On-Site Data, Sampling Collection Dates/Times, and Sampling Location. Results relate to the accuracy of this information provided, and as the samples are received.

Abbreviations and Definitions



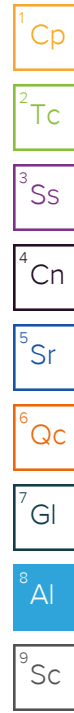
MDL	Method Detection Limit.
ND	Not detected at the Reporting Limit (or MDL where applicable).
RDL	Reported Detection Limit.
Rec.	Recovery.
RPD	Relative Percent Difference.
SDG	Sample Delivery Group.
(S)	Surrogate (Surrogate Standard) - Analytes added to every blank, sample, Laboratory Control Sample/Duplicate and Matrix Spike/Duplicate; used to evaluate analytical efficiency by measuring recovery. Surrogates are not expected to be detected in all environmental media.
U	Not detected at the Reporting Limit (or MDL where applicable).
Analyte	The name of the particular compound or analysis performed. Some Analyses and Methods will have multiple analytes reported.
Dilution	If the sample matrix contains an interfering material, the sample preparation volume or weight values differ from the standard, or if concentrations of analytes in the sample are higher than the highest limit of concentration that the laboratory can accurately report, the sample may be diluted for analysis. If a value different than 1 is used in this field, the result reported has already been corrected for this factor.
Limits	These are the target % recovery ranges or % difference value that the laboratory has historically determined as normal for the method and analyte being reported. Successful QC Sample analysis will target all analytes recovered or duplicated within these ranges.
Qualifier	This column provides a letter and/or number designation that corresponds to additional information concerning the result reported. If a Qualifier is present, a definition per Qualifier is provided within the Glossary and Definitions page and potentially a discussion of possible implications of the Qualifier in the Case Narrative if applicable.
Result	The actual analytical final result (corrected for any sample specific characteristics) reported for your sample. If there was no measurable result returned for a specific analyte, the result in this column may state "ND" (Not Detected) or "BDL" (Below Detectable Levels). The information in the results column should always be accompanied by either an MDL (Method Detection Limit) or RDL (Reporting Detection Limit) that defines the lowest value that the laboratory could detect or report for this analyte.
Uncertainty (Radiochemistry)	Confidence level of 2 sigma.
U (Radiochemistry)	Result + Error < MDA.
J (Radiochemistry)	Result < MDA; Result + Error > MDA.
Case Narrative (Cn)	A brief discussion about the included sample results, including a discussion of any non-conformances to protocol observed either at sample receipt by the laboratory from the field or during the analytical process. If present, there will be a section in the Case Narrative to discuss the meaning of any data qualifiers used in the report.
Quality Control Summary (Qc)	This section of the report includes the results of the laboratory quality control analyses required by procedure or analytical methods to assist in evaluating the validity of the results reported for your samples. These analyses are not being performed on your samples typically, but on laboratory generated material.
Sample Chain of Custody (Sc)	This is the document created in the field when your samples were initially collected. This is used to verify the time and date of collection, the person collecting the samples, and the analyses that the laboratory is requested to perform. This chain of custody also documents all persons (excluding commercial shippers) that have had control or possession of the samples from the time of collection until delivery to the laboratory for analysis.
Sample Results (Sr)	This section of your report will provide the results of all testing performed on your samples. These results are provided by sample ID and are separated by the analyses performed on each sample. The header line of each analysis section for each sample will provide the name and method number for the analysis reported.
Sample Summary (Ss)	This section of the Analytical Report defines the specific analyses performed for each sample ID, including the dates and times of preparation and/or analysis.

Qualifier Description

J	The identification of the analyte is acceptable; the reported value is an estimate.
J1	Surrogate recovery limits have been exceeded; values are outside upper control limits.
J4	The associated batch QC was outside the established quality control range for accuracy.

Pace Analytical National 12065 Lebanon Rd Mount Juliet, TN 37122

Alabama	40660	Nebraska	NE-OS-15-05
Alaska	17-026	Nevada	TN000032021-1
Arizona	AZ0612	New Hampshire	2975
Arkansas	88-0469	New Jersey-NELAP	TN002
California	2932	New Mexico ¹	TN00003
Colorado	TN00003	New York	11742
Connecticut	PH-0197	North Carolina	Env375
Florida	E87487	North Carolina ¹	DW21704
Georgia	NELAP	North Carolina ³	41
Georgia ¹	923	North Dakota	R-140
Idaho	TN00003	Ohio-VAP	CL0069
Illinois	200008	Oklahoma	9915
Indiana	C-TN-01	Oregon	TN200002
Iowa	364	Pennsylvania	68-02979
Kansas	E-10277	Rhode Island	LA000356
Kentucky ^{1,6}	KY90010	South Carolina	84004002
Kentucky ²	16	South Dakota	n/a
Louisiana	AI30792	Tennessee ^{1,4}	2006
Louisiana	LA018	Texas	T104704245-20-18
Maine	TN00003	Texas ⁵	LAB0152
Maryland	324	Utah	TN000032021-11
Massachusetts	M-TN003	Vermont	VT2006
Michigan	9958	Virginia	110033
Minnesota	047-999-395	Washington	C847
Mississippi	TN00003	West Virginia	233
Missouri	340	Wisconsin	998093910
Montana	CERT0086	Wyoming	A2LA
A2LA – ISO 17025	1461.01	AIHA-LAP,LLC EMLAP	100789
A2LA – ISO 17025 ⁵	1461.02	DOD	1461.01
Canada	1461.01	USDA	P330-15-00234
EPA-Crypto	TN00003		



¹ Drinking Water ² Underground Storage Tanks ³ Aquatic Toxicity ⁴ Chemical/Microbiological ⁵ Mold ⁶ Wastewater n/a Accreditation not applicable

* Not all certifications held by the laboratory are applicable to the results reported in the attached report.

* Accreditation is only applicable to the test methods specified on each scope of accreditation held by Pace Analytical.



ANALYTICAL REPORT

December 22, 2025

- 1 Cp
- 2 Tc
- 3 Ss
- 4 Cn
- 5 Sr
- 6 Qc
- 7 Gl
- 8 Al
- 9 Sc

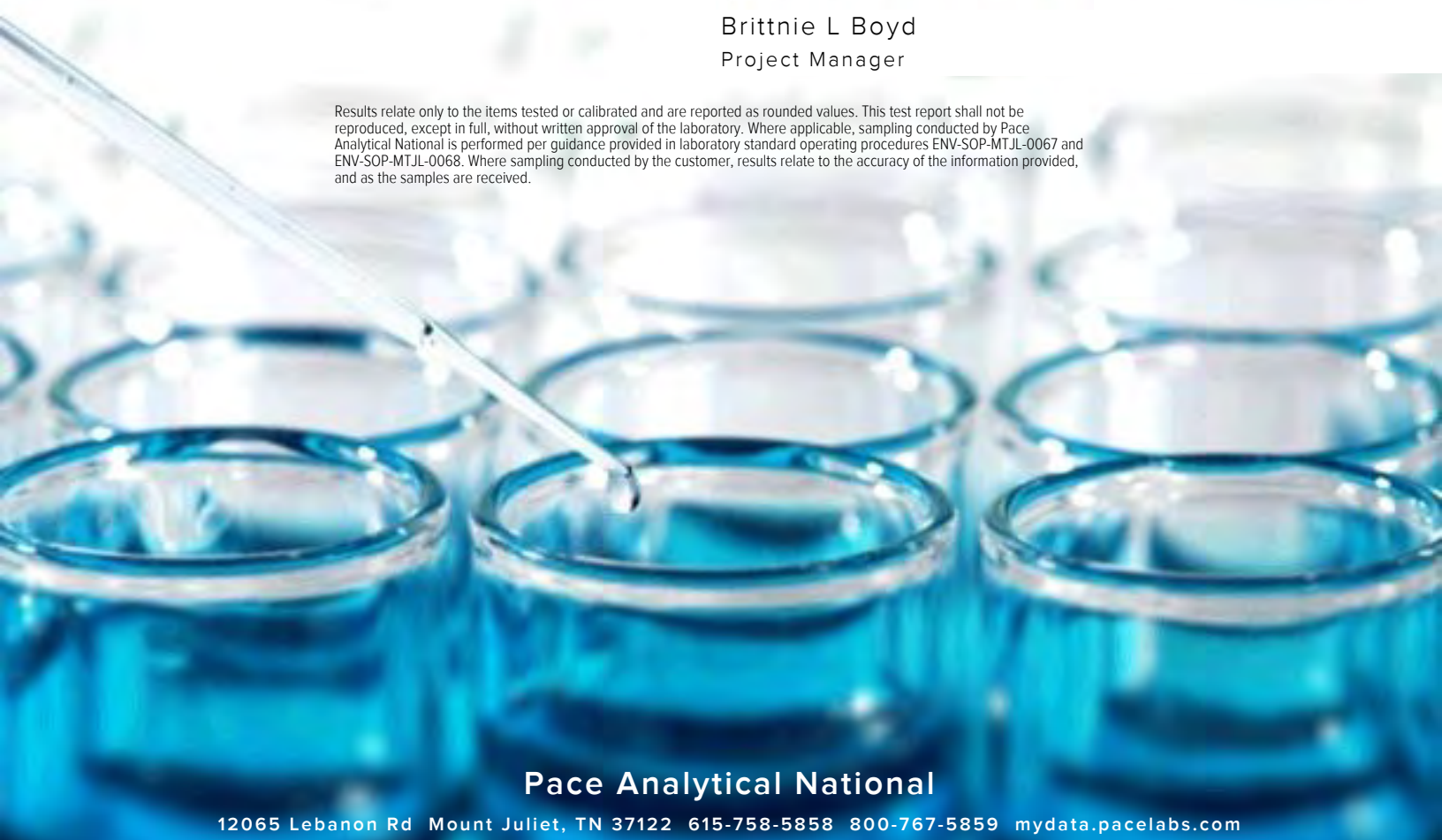
Plains All American Pipeline - ETECH

Sample Delivery Group: L1928292
 Samples Received: 12/16/2025
 Project Number: SRS 2009-084
 Description: SRS 2009-084
 Site: SRS 2009-084
 Report To: Kimble Thrash
 PO Box 62228
 Midland, TX 79711

Entire Report Reviewed By:

Brittnie L Boyd
Project Manager

Results relate only to the items tested or calibrated and are reported as rounded values. This test report shall not be reproduced, except in full, without written approval of the laboratory. Where applicable, sampling conducted by Pace Analytical National is performed per guidance provided in laboratory standard operating procedures ENV-SOP-MTJL-0067 and ENV-SOP-MTJL-0068. Where sampling conducted by the customer, results relate to the accuracy of the information provided, and as the samples are received.



Pace Analytical National

12065 Lebanon Rd Mount Juliet, TN 37122 615-758-5858 800-767-5859 mydata.pacelabs.com

Cp: Cover Page 1

Tc: Table of Contents 2

Ss: Sample Summary 3

Cn: Case Narrative 4

Sr: Sample Results 5

EFF-1 (121525) L1928292-01 5

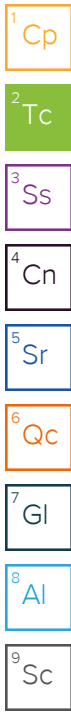
Qc: Quality Control Summary 7

Volatile Organic Compounds (MS) by Method TO-15 7

Gl: Glossary of Terms 11

Al: Accreditations & Locations 12

Sc: Sample Chain of Custody 13



SAMPLE SUMMARY

EFF-1 (121525) L1928292-01

Collected by	Collected date/time	Received date/time
Robert Peters	12/15/25 15:20	12/16/25 14:45

Method	Batch	Dilution	Preparation date/time	Analysis date/time	Analyst	Location
Volatile Organic Compounds (MS) by Method TO-15	WG2659707	400	12/17/25 02:22	12/17/25 02:22	VJC	Mt. Juliet, TN

- 1 Cp
- 2 Tc
- 3 Ss
- 4 Cn
- 5 Sr
- 6 Qc
- 7 Gl
- 8 Al
- 9 Sc

All sample aliquots were received at the correct temperature, in the proper containers, with the appropriate preservatives, and within method specified holding times, unless qualified or notated within the report. Where applicable, all MDL (LOD) and RDL (LOQ) values reported for environmental samples have been corrected for the dilution factor used in the analysis. All Method and Batch Quality Control are within established criteria except where addressed in this case narrative, a non-conformance form or properly qualified within the sample results. By my digital signature below, I affirm to the best of my knowledge, all problems/anomalies observed by the laboratory as having the potential to affect the quality of the data have been identified by the laboratory, and no information or data have been knowingly withheld that would affect the quality of the data.

Brittnie L Boyd
Project Manager

Sample Delivery Group (SDG) Narrative

Sample received in tedlar bag.

<u>Lab Sample ID</u>	<u>Project Sample ID</u>	<u>Method</u>
L1928292-01	EFF-1 (121525)	TO-15

- 1 Cp
- 2 Tc
- 3 Ss
- 4 Cn
- 5 Sr
- 6 Qc
- 7 Gl
- 8 Al
- 9 Sc

Collected date/time: 12/15/25 15:20

L1928292

Volatile Organic Compounds (MS) by Method TO-15

Analyte	CAS #	Mol. Wt.	RDL1 ppbv	RDL2 ug/m3	Result ppbv	Result ug/m3	Qualifier	Dilution	Batch
Acetone	67-64-1	58.10	500	1190	ND	ND		400	WG2659707
Allyl chloride	107-05-1	76.53	80.0	250	ND	ND		400	WG2659707
Benzene	71-43-2	78.10	80.0	256	ND	ND		400	WG2659707
Benzyl Chloride	100-44-7	127	80.0	416	ND	ND		400	WG2659707
Bromodichloromethane	75-27-4	164	80.0	537	ND	ND		400	WG2659707
Bromoform	75-25-2	253	240	2480	ND	ND		400	WG2659707
Bromomethane	74-83-9	94.90	80.0	311	ND	ND		400	WG2659707
1,3-Butadiene	106-99-0	54.10	800	1770	ND	ND		400	WG2659707
Carbon disulfide	75-15-0	76.10	160	498	ND	ND		400	WG2659707
Carbon tetrachloride	56-23-5	154	80.0	504	ND	ND		400	WG2659707
Chlorobenzene	108-90-7	113	80.0	370	ND	ND		400	WG2659707
Chloroethane	75-00-3	64.50	80.0	211	ND	ND		400	WG2659707
Chloroform	67-66-3	119	80.0	389	ND	ND		400	WG2659707
Chloromethane	74-87-3	50.50	80.0	165	ND	ND		400	WG2659707
2-Chlorotoluene	95-49-8	126	80.0	412	ND	ND		400	WG2659707
Cyclohexane	110-82-7	84.20	80.0	276	11900	41000		400	WG2659707
Dibromochloromethane	124-48-1	208	80.0	681	ND	ND		400	WG2659707
1,2-Dibromoethane	106-93-4	188	80.0	615	ND	ND		400	WG2659707
1,2-Dichlorobenzene	95-50-1	147	80.0	481	ND	ND		400	WG2659707
1,3-Dichlorobenzene	541-73-1	147	80.0	481	ND	ND		400	WG2659707
1,4-Dichlorobenzene	106-46-7	147	80.0	481	ND	ND		400	WG2659707
1,2-Dichloroethane	107-06-2	99	80.0	324	ND	ND		400	WG2659707
1,1-Dichloroethane	75-34-3	98	80.0	321	ND	ND		400	WG2659707
1,1-Dichloroethene	75-35-4	96.90	80.0	317	ND	ND		400	WG2659707
cis-1,2-Dichloroethene	156-59-2	96.90	80.0	317	ND	ND		400	WG2659707
trans-1,2-Dichloroethene	156-60-5	96.90	80.0	317	ND	ND		400	WG2659707
1,2-Dichloropropane	78-87-5	113	80.0	370	ND	ND		400	WG2659707
cis-1,3-Dichloropropene	10061-01-5	111	80.0	363	ND	ND		400	WG2659707
trans-1,3-Dichloropropene	10061-02-6	111	80.0	363	ND	ND		400	WG2659707
1,4-Dioxane	123-91-1	88.10	252	908	ND	ND		400	WG2659707
Ethanol	64-17-5	46.10	1000	1890	ND	ND		400	WG2659707
Ethylbenzene	100-41-4	106	80.0	347	192	832		400	WG2659707
4-Ethyltoluene	622-96-8	120	80.0	393	110	540		400	WG2659707
Trichlorofluoromethane	75-69-4	137.40	80.0	450	ND	ND		400	WG2659707
Dichlorodifluoromethane	75-71-8	120.92	80.0	396	ND	ND		400	WG2659707
1,1,2-Trichlorotrifluoroethane	76-13-1	187.40	80.0	613	ND	ND		400	WG2659707
1,2-Dichlorotetrafluoroethane	76-14-2	171	80.0	560	ND	ND		400	WG2659707
Heptane	142-82-5	100	80.0	327	8430	34500		400	WG2659707
Hexachloro-1,3-butadiene	87-68-3	261	252	2690	ND	ND		400	WG2659707
n-Hexane	110-54-3	86.20	252	888	7690	27100		400	WG2659707
Isopropylbenzene	98-82-8	120.20	80.0	393	ND	ND		400	WG2659707
Methylene Chloride	75-09-2	84.90	80.0	278	ND	ND		400	WG2659707
Methyl Butyl Ketone	591-78-6	100	500	2040	ND	ND		400	WG2659707
2-Butanone (MEK)	78-93-3	72.10	500	1470	ND	ND		400	WG2659707
4-Methyl-2-pentanone (MIBK)	108-10-1	100.10	500	2050	ND	ND		400	WG2659707
Methyl methacrylate	80-62-6	100.12	80.0	328	ND	ND		400	WG2659707
MTBE	1634-04-4	88.10	80.0	288	ND	ND		400	WG2659707
Naphthalene	91-20-3	128	252	1320	ND	ND		400	WG2659707
2-Propanol	67-63-0	60.10	500	1230	10100	24800		400	WG2659707
Propene	115-07-1	42.10	500	861	ND	ND		400	WG2659707
Styrene	100-42-5	104	160	681	ND	ND		400	WG2659707
1,1,2,2-Tetrachloroethane	79-34-5	168	80.0	550	ND	ND		400	WG2659707
Tetrachloroethylene	127-18-4	166	80.0	543	ND	ND		400	WG2659707
Tetrahydrofuran	109-99-9	72.10	80.0	236	ND	ND		400	WG2659707
Toluene	108-88-3	92.10	200	753	361	1360		400	WG2659707
1,2,4-Trichlorobenzene	120-82-1	181	252	1870	ND	ND		400	WG2659707

1 Cp
2 Tc
3 Ss
4 Cn
5 Sr
6 Qc
7 Gl
8 Al
9 Sc

Collected date/time: 12/15/25 15:20

L1928292

Volatile Organic Compounds (MS) by Method TO-15

Analyte	CAS #	Mol. Wt.	RDL1 ppbv	RDL2 ug/m3	Result ppbv	Result ug/m3	Qualifier	Dilution	Batch
1,1,1-Trichloroethane	71-55-6	133	80.0	435	ND	ND		400	WG2659707
1,1,2-Trichloroethane	79-00-5	133	80.0	435	ND	ND		400	WG2659707
Trichloroethylene	79-01-6	131	80.0	429	ND	ND		400	WG2659707
1,2,4-Trimethylbenzene	95-63-6	120	80.0	393	238	1170		400	WG2659707
1,3,5-Trimethylbenzene	108-67-8	120	80.0	393	361	1770		400	WG2659707
2,2,4-Trimethylpentane	540-84-1	114.22	80.0	374	ND	ND		400	WG2659707
Vinyl chloride	75-01-4	62.50	80.0	204	ND	ND		400	WG2659707
Vinyl Bromide	593-60-2	106.95	80.0	350	ND	ND		400	WG2659707
Vinyl acetate	108-05-4	86.10	252	887	ND	ND	J4	400	WG2659707
Xylenes, Total	1330-20-7	106.16	240	1040	624	2710		400	WG2659707
m&p-Xylene		106	160	694	480	2080		400	WG2659707
o-Xylene	95-47-6	106	80.0	347	144	624		400	WG2659707
TPH (GC/MS) Low Fraction	8006-61-9	101	80000	330000	202000	834000		400	WG2659707
(S) 1,4-Bromofluorobenzene	460-00-4	175	60.0-140		99.5				WG2659707

1 Cp
 2 Tc
 3 Ss
 4 Cn
 5 Sr
 6 Qc
 7 Gl
 8 Al
 9 Sc

Sample Narrative:

L1928292-01 WG2659707: Dilution due to matrix.

Volatile Organic Compounds (MS) by Method TO-15

[L1928292-01](#)

Method Blank (MB)

(MB) R4315237-3 12/16/25 09:48

Analyte	MB Result	MB Qualifier	MB MDL	MB RDL
	ppbv		ppbv	ppbv
Acetone	U		0.520	1.25
Allyl chloride	U		0.186	0.200
Benzene	U		0.110	0.200
Benzyl Chloride	U		0.0888	0.200
Bromodichloromethane	U		0.0695	0.200
Bromoform	U		0.0755	0.600
Bromomethane	U		0.0938	0.200
1,3-Butadiene	U		0.158	2.00
Carbon disulfide	U		0.160	0.400
Carbon tetrachloride	U		0.0746	0.200
Chlorobenzene	U		0.118	0.200
Chloroethane	U		0.110	0.200
Chloroform	U		0.104	0.200
Chloromethane	U		0.110	0.200
2-Chlorotoluene	U		0.0787	0.200
Cyclohexane	U		0.170	0.200
Dibromochloromethane	U		0.0696	0.200
1,2-Dibromoethane	U		0.0690	0.200
1,2-Dichlorobenzene	U		0.0734	0.200
1,3-Dichlorobenzene	U		0.0753	0.200
1,4-Dichlorobenzene	U		0.0768	0.200
1,2-Dichloroethane	U		0.0730	0.200
1,1-Dichloroethane	U		0.0710	0.200
1,1-Dichloroethene	U		0.0747	0.200
cis-1,2-Dichloroethene	U		0.0796	0.200
trans-1,2-Dichloroethene	U		0.0735	0.200
1,2-Dichloropropane	U		0.0752	0.200
cis-1,3-Dichloropropene	U		0.0743	0.200
trans-1,3-Dichloropropene	U		0.0795	0.200
1,4-Dioxane	U		0.164	0.630
Ethanol	U		2.37	2.50
Ethylbenzene	U		0.0778	0.200
4-Ethyltoluene	U		0.0887	0.200
Trichlorofluoromethane	U		0.0771	0.200
Dichlorodifluoromethane	U		0.0806	0.200
1,1,2-Trichlorotrifluoroethane	U		0.0751	0.200
1,2-Dichlorotetrafluoroethane	U		0.0756	0.200
Heptane	U		0.114	0.200
Hexachloro-1,3-butadiene	U		0.0800	0.630
n-Hexane	U		0.143	0.630

¹Cp

²Tc

³Ss

⁴Cn

⁵Sr

⁶Qc

⁷Gl

⁸Al

⁹Sc

Volatile Organic Compounds (MS) by Method TO-15

[L1928292-01](#)

Method Blank (MB)

(MB) R4315237-3 12/16/25 09:48

Analyte	MB Result	MB Qualifier	MB MDL	MB RDL
	ppbv		ppbv	ppbv
Isopropylbenzene	U		0.0722	0.200
Methylene Chloride	U		0.169	0.200
Methyl Butyl Ketone	U		0.133	1.25
2-Butanone (MEK)	U		0.116	1.25
4-Methyl-2-pentanone (MIBK)	U		0.106	1.25
Methyl methacrylate	U		0.169	0.200
MTBE	U		0.0813	0.200
Naphthalene	U		0.617	0.630
2-Propanol	U		0.680	1.25
Propene	U		0.214	1.25
Styrene	U		0.0802	0.400
1,1,2,2-Tetrachloroethane	U		0.0695	0.200
Tetrachloroethylene	U		0.111	0.200
Tetrahydrofuran	U		0.164	0.200
Toluene	U		0.130	0.500
1,2,4-Trichlorobenzene	U		0.462	0.630
1,1,1-Trichloroethane	U		0.0718	0.200
1,1,2-Trichloroethane	U		0.0683	0.200
Trichloroethylene	U		0.0680	0.200
1,2,4-Trimethylbenzene	U		0.0927	0.200
1,3,5-Trimethylbenzene	U		0.0853	0.200
2,2,4-Trimethylpentane	U		0.0898	0.200
Vinyl chloride	U		0.0826	0.200
Vinyl Bromide	U		0.0749	0.200
Vinyl acetate	U		0.0968	0.630
Xylenes, Total	U		0.0887	0.600
m&p-Xylene	U		0.174	0.400
o-Xylene	U		0.0887	0.200
TPH (GC/MS) Low Fraction	U		68.3	200
(S) 1,4-Bromofluorobenzene	96.6			60.0-140

1 Cp
2 Tc
3 Ss
4 Cn
5 Sr
6 Qc
7 Gl
8 Al
9 Sc

Laboratory Control Sample (LCS) • Laboratory Control Sample Duplicate (LCSD)

(LCS) R4315237-1 12/16/25 08:50 • (LCSD) R4315237-2 12/16/25 09:20

Analyte	Spike Amount	LCS Result	LCSD Result	LCS Rec.	LCSD Rec.	Rec. Limits	LCS Qualifier	LCSD Qualifier	RPD	RPD Limits
	ppbv	ppbv	ppbv	%	%	%			%	%
Acetone	3.75	3.48	3.33	92.8	88.8	70.0-130			4.41	25
Allyl chloride	3.75	3.45	3.42	92.0	91.2	70.0-130			0.873	25
Benzene	3.75	3.40	3.39	90.7	90.4	70.0-130			0.295	25

Volatile Organic Compounds (MS) by Method TO-15

L1928292-01

Laboratory Control Sample (LCS) • Laboratory Control Sample Duplicate (LCSD)

(LCS) R4315237-1 12/16/25 08:50 • (LCSD) R4315237-2 12/16/25 09:20

Analyte	Spike Amount ppbv	LCS Result ppbv	LCSD Result ppbv	LCS Rec. %	LCSD Rec. %	Rec. Limits %	LCS Qualifier	LCSD Qualifier	RPD %	RPD Limits %
Benzyl Chloride	3.75	3.14	3.09	83.7	82.4	70.0-152			1.61	25
Bromodichloromethane	3.75	3.43	3.36	91.5	89.6	70.0-130			2.06	25
Bromoform	3.75	3.35	3.26	89.3	86.9	70.0-130			2.72	25
Bromomethane	3.75	3.31	3.31	88.3	88.3	70.0-130			0.000	25
1,3-Butadiene	3.75	3.46	3.44	92.3	91.7	70.0-130			0.580	25
Carbon disulfide	7.50	6.79	6.78	90.5	90.4	70.0-130			0.147	25
Carbon tetrachloride	3.75	3.33	3.33	88.8	88.8	70.0-130			0.000	25
Chlorobenzene	3.75	3.32	3.24	88.5	86.4	70.0-130			2.44	25
Chloroethane	3.75	3.26	3.25	86.9	86.7	70.0-130			0.307	25
Chloroform	3.75	3.46	3.45	92.3	92.0	70.0-130			0.289	25
Chloromethane	3.75	3.54	3.49	94.4	93.1	70.0-130			1.42	25
2-Chlorotoluene	3.75	3.44	3.42	91.7	91.2	70.0-130			0.583	25
Cyclohexane	3.75	3.37	3.37	89.9	89.9	70.0-130			0.000	25
Dibromochloromethane	3.75	3.40	3.31	90.7	88.3	70.0-130			2.68	25
1,2-Dibromoethane	3.75	3.42	3.38	91.2	90.1	70.0-130			1.18	25
1,2-Dichlorobenzene	3.75	3.41	3.37	90.9	89.9	70.0-130			1.18	25
1,3-Dichlorobenzene	3.75	3.46	3.45	92.3	92.0	70.0-130			0.289	25
1,4-Dichlorobenzene	3.75	3.42	3.41	91.2	90.9	70.0-130			0.293	25
1,2-Dichloroethane	3.75	3.45	3.42	92.0	91.2	70.0-130			0.873	25
1,1-Dichloroethane	3.75	3.45	3.40	92.0	90.7	70.0-130			1.46	25
1,1-Dichloroethene	3.75	3.42	3.40	91.2	90.7	70.0-130			0.587	25
cis-1,2-Dichloroethene	3.75	3.43	3.41	91.5	90.9	70.0-130			0.585	25
trans-1,2-Dichloroethene	3.75	3.41	3.41	90.9	90.9	70.0-130			0.000	25
1,2-Dichloropropane	3.75	3.46	3.44	92.3	91.7	70.0-130			0.580	25
cis-1,3-Dichloropropene	3.75	3.24	3.15	86.4	84.0	70.0-130			2.82	25
trans-1,3-Dichloropropene	3.75	3.11	3.16	82.9	84.3	70.0-130			1.59	25
1,4-Dioxane	3.75	3.48	3.45	92.8	92.0	70.0-140			0.866	25
Ethanol	3.75	3.30	3.23	88.0	86.1	55.0-148			2.14	25
Ethylbenzene	3.75	3.50	3.43	93.3	91.5	70.0-130			2.02	25
4-Ethyltoluene	3.75	3.59	3.52	95.7	93.9	70.0-130			1.97	25
Trichlorofluoromethane	3.75	3.43	3.42	91.5	91.2	70.0-130			0.292	25
Dichlorodifluoromethane	3.75	3.44	3.44	91.7	91.7	64.0-139			0.000	25
1,1,2-Trichlorotrifluoroethane	3.75	3.38	3.38	90.1	90.1	70.0-130			0.000	25
1,2-Dichlorotetrafluoroethane	3.75	3.38	3.38	90.1	90.1	70.0-130			0.000	25
Heptane	3.75	3.52	3.49	93.9	93.1	70.0-130			0.856	25
Hexachloro-1,3-butadiene	3.75	3.31	3.23	88.3	86.1	70.0-151			2.45	25
n-Hexane	3.75	3.46	3.44	92.3	91.7	70.0-130			0.580	25
Isopropylbenzene	3.75	3.50	3.46	93.3	92.3	70.0-130			1.15	25
Methylene Chloride	3.75	3.49	3.49	93.1	93.1	70.0-130			0.000	25
Methyl Butyl Ketone	3.75	3.85	3.65	103	97.3	70.0-149			5.33	25

1 Cp

2 Tc

3 Ss

4 Cn

5 Sr

6 Qc

7 Gl

8 Al

9 Sc

Volatile Organic Compounds (MS) by Method TO-15

L1928292-01

Laboratory Control Sample (LCS) • Laboratory Control Sample Duplicate (LCSD)

(LCS) R4315237-1 12/16/25 08:50 • (LCSD) R4315237-2 12/16/25 09:20

Analyte	Spike Amount ppbv	LCS Result ppbv	LCSD Result ppbv	LCS Rec. %	LCSD Rec. %	Rec. Limits %	LCS Qualifier	LCSD Qualifier	RPD %	RPD Limits %
2-Butanone (MEK)	3.75	3.52	3.52	93.9	93.9	70.0-130			0.000	25
4-Methyl-2-pentanone (MIBK)	3.75	3.61	3.58	96.3	95.5	70.0-139			0.834	25
Methyl methacrylate	3.75	3.51	3.47	93.6	92.5	70.0-130			1.15	25
MTBE	3.75	3.32	3.33	88.5	88.8	70.0-130			0.301	25
Naphthalene	3.75	3.61	3.59	96.3	95.7	70.0-159			0.556	25
2-Propanol	3.75	3.37	3.36	89.9	89.6	70.0-139			0.297	25
Propene	3.75	3.50	3.41	93.3	90.9	64.0-144			2.60	25
Styrene	7.50	7.33	7.23	97.7	96.4	70.0-130			1.37	25
1,1,2,2-Tetrachloroethane	3.75	3.56	3.54	94.9	94.4	70.0-130			0.563	25
Tetrachloroethylene	3.75	3.26	3.20	86.9	85.3	70.0-130			1.86	25
Tetrahydrofuran	3.75	3.46	3.45	92.3	92.0	70.0-137			0.289	25
Toluene	3.75	3.37	3.31	89.9	88.3	70.0-130			1.80	25
1,2,4-Trichlorobenzene	3.75	3.32	3.27	88.5	87.2	70.0-160			1.52	25
1,1,1-Trichloroethane	3.75	3.31	3.30	88.3	88.0	70.0-130			0.303	25
1,1,2-Trichloroethane	3.75	3.39	3.40	90.4	90.7	70.0-130			0.295	25
Trichloroethylene	3.75	3.29	3.32	87.7	88.5	70.0-130			0.908	25
1,2,4-Trimethylbenzene	3.75	3.61	3.55	96.3	94.7	70.0-130			1.68	25
1,3,5-Trimethylbenzene	3.75	3.55	3.47	94.7	92.5	70.0-130			2.28	25
2,2,4-Trimethylpentane	3.75	3.53	3.44	94.1	91.7	70.0-130			2.58	25
Vinyl chloride	3.75	3.39	3.40	90.4	90.7	70.0-130			0.295	25
Vinyl Bromide	3.75	3.29	3.30	87.7	88.0	70.0-130			0.303	25
Vinyl acetate	3.75	2.65	2.43	70.7	64.8	70.0-130		J4	8.66	25
Xylenes, Total	11.3	10.7	10.6	94.7	93.8	70.0-130			0.939	25
m&p-Xylene	7.50	7.10	7.10	94.7	94.7	70.0-130			0.000	25
o-Xylene	3.75	3.61	3.52	96.3	93.9	70.0-130			2.52	25
TPH (GC/MS) Low Fraction	188	164	165	87.2	87.8	70.0-130	J	J	0.608	25
(S) 1,4-Bromofluorobenzene				98.8	98.7	60.0-140				

1 Cp

2 Tc

3 Ss

4 Cn

5 Sr

6 Qc

7 Gl

8 Al

9 Sc

Guide to Reading and Understanding Your Laboratory Report

The information below is designed to better explain the various terms used in your report of analytical results from the Laboratory. This is not intended as a comprehensive explanation, and if you have additional questions please contact your project representative.

Results Disclaimer - Information that may be provided by the customer, and contained within this report, include Permit Limits, Project Name, Sample ID, Sample Matrix, Sample Preservation, Field Blanks, Field Spikes, Field Duplicates, On-Site Data, Sampling Collection Dates/Times, and Sampling Location. Results relate to the accuracy of this information provided, and as the samples are received.

Abbreviations and Definitions

- 1 Cp
- 2 Tc
- 3 Ss
- 4 Cn
- 5 Sr
- 6 Qc
- 7 Gl
- 8 Al
- 9 Sc

MDL	Method Detection Limit.
ND	Not detected at the Reporting Limit (or MDL where applicable).
RDL	Reported Detection Limit.
Rec.	Recovery.
RPD	Relative Percent Difference.
SDG	Sample Delivery Group.
(S)	Surrogate (Surrogate Standard) - Analytes added to every blank, sample, Laboratory Control Sample/Duplicate and Matrix Spike/Duplicate; used to evaluate analytical efficiency by measuring recovery. Surrogates are not expected to be detected in all environmental media.
U	Not detected at the Reporting Limit (or MDL where applicable).
Analyte	The name of the particular compound or analysis performed. Some Analyses and Methods will have multiple analytes reported.
Dilution	If the sample matrix contains an interfering material, the sample preparation volume or weight values differ from the standard, or if concentrations of analytes in the sample are higher than the highest limit of concentration that the laboratory can accurately report, the sample may be diluted for analysis. If a value different than 1 is used in this field, the result reported has already been corrected for this factor.
Limits	These are the target % recovery ranges or % difference value that the laboratory has historically determined as normal for the method and analyte being reported. Successful QC Sample analysis will target all analytes recovered or duplicated within these ranges.
Qualifier	This column provides a letter and/or number designation that corresponds to additional information concerning the result reported. If a Qualifier is present, a definition per Qualifier is provided within the Glossary and Definitions page and potentially a discussion of possible implications of the Qualifier in the Case Narrative if applicable.
Result	The actual analytical final result (corrected for any sample specific characteristics) reported for your sample. If there was no measurable result returned for a specific analyte, the result in this column may state "ND" (Not Detected) or "BDL" (Below Detectable Levels). The information in the results column should always be accompanied by either an MDL (Method Detection Limit) or RDL (Reporting Detection Limit) that defines the lowest value that the laboratory could detect or report for this analyte.
Uncertainty (Radiochemistry)	Confidence level of 2 sigma.
U (Radiochemistry)	Result + Error < MDA.
J (Radiochemistry)	Result < MDA; Result + Error > MDA.
Case Narrative (Cn)	A brief discussion about the included sample results, including a discussion of any non-conformances to protocol observed either at sample receipt by the laboratory from the field or during the analytical process. If present, there will be a section in the Case Narrative to discuss the meaning of any data qualifiers used in the report.
Quality Control Summary (Qc)	This section of the report includes the results of the laboratory quality control analyses required by procedure or analytical methods to assist in evaluating the validity of the results reported for your samples. These analyses are not being performed on your samples typically, but on laboratory generated material.
Sample Chain of Custody (Sc)	This is the document created in the field when your samples were initially collected. This is used to verify the time and date of collection, the person collecting the samples, and the analyses that the laboratory is requested to perform. This chain of custody also documents all persons (excluding commercial shippers) that have had control or possession of the samples from the time of collection until delivery to the laboratory for analysis.
Sample Results (Sr)	This section of your report will provide the results of all testing performed on your samples. These results are provided by sample ID and are separated by the analyses performed on each sample. The header line of each analysis section for each sample will provide the name and method number for the analysis reported.
Sample Summary (Ss)	This section of the Analytical Report defines the specific analyses performed for each sample ID, including the dates and times of preparation and/or analysis.

Qualifier	Description
J	The identification of the analyte is acceptable; the reported value is an estimate.
J4	The associated batch QC was outside the established quality control range for accuracy.

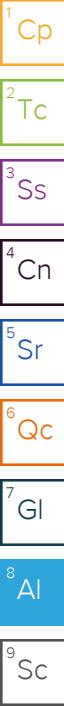
Pace Analytical National 12065 Lebanon Rd Mount Juliet, TN 37122







Alabama	40660	Nebraska	NE-OS-15-05
Alaska	17-026	Nevada	TN000032021-1
Arizona	AZ0612	New Hampshire	2975
Arkansas	88-0469	New Jersey-NELAP	TN002
California	2932	New Mexico ¹	TN00003
Colorado	TN00003	New York	11742
Connecticut	PH-0197	North Carolina	Env375
Florida	E87487	North Carolina ¹	DW21704
Georgia	NELAP	North Carolina ³	41
Georgia ¹	923	North Dakota	R-140
Idaho	TN00003	Ohio-VAP	CL0069
Illinois	200008	Oklahoma	9915
Indiana	C-TN-01	Oregon	TN200002
Iowa	364	Pennsylvania	68-02979
Kansas	E-10277	Rhode Island	LA000356
Kentucky ^{1,6}	KY90010	South Carolina	84004002
Kentucky ²	16	South Dakota	n/a
Louisiana	AI30792	Tennessee ^{1,4}	2006
Louisiana	LA018	Texas	T104704245-20-18
Maine	TN00003	Texas ⁵	LAB0152
Maryland	324	Utah	TN000032021-11
Massachusetts	M-TN003	Vermont	VT2006
Michigan	9958	Virginia	110033
Minnesota	047-999-395	Washington	C847
Mississippi	TN00003	West Virginia	233
Missouri	340	Wisconsin	998093910
Montana	CERT0086	Wyoming	A2LA
A2LA – ISO 17025	1461.01	AIHA-LAP,LLC EMLAP	100789
A2LA – ISO 17025 ⁵	1461.02	DOD	1461.01
Canada	1461.01	USDA	P330-15-00234
EPA-Crypto	TN00003		

¹ Drinking Water ² Underground Storage Tanks ³ Aquatic Toxicity ⁴ Chemical/Microbiological ⁵ Mold ⁶ Wastewater n/a Accreditation not applicable

* Not all certifications held by the laboratory are applicable to the results reported in the attached report.

* Accreditation is only applicable to the test methods specified on each scope of accreditation held by Pace Analytical.



Company Name/Address: Plains All American Pipeline - ETECH PO Box 62228 Midland, TX 79711		Billing Information: Accounts Payable 333 Clay St Suite 1600 Houston, TX 77002		Pres Chk		Analysis / Container / Preservative						Chain of Custody Page <u> </u> of <u> </u>	
Report to: Kimble Thrash 432-563-2200		Email To: kimble@etechnv.com;camille.bryant@plains.c		TO-15TEDLAR Tedlar						 MT JULIET, TN 12065 Lebanon Rd Mount Juliet, TN 37122 Submitting a sample via this chain of custody constitutes acknowledgment and acceptance of the Pace Terms and Conditions found at: https://info.pacelabs.com/hubfs/pas-standard-terms.pdf SDG # <u>U 928292</u> <div style="border: 1px solid black; padding: 5px; display: inline-block;">B059</div> Acctnum: PLAINSETECH Template: T277577 Prelogin: P1165973 PM: 829 - Brittnie L Boyd PB: Shipped Via: Remarks Sample # (lab only)			
Project Description: SRS 2009-084		City/State Collected: Lea County, NM										Please Circle: PT MT CT ET	
Regulatory Program (DOD, RCRA, DW, etc):		Client Project # SRS 2009-084										Lab Project # PLAINSETECH-2009084	
Collected by (print): Robert Peters		Site/Facility ID # SRS 2009-084										P.O. # ENV-00	
Collected by (signature): 		Rush? (Lab MUST Be Notified) <input type="checkbox"/> Same Day <input type="checkbox"/> Five Day <input type="checkbox"/> Next Day <input type="checkbox"/> 5 Day (Rad Only) <input type="checkbox"/> Two Day <input type="checkbox"/> 10 Day (Rad Only) <input type="checkbox"/> Three Day <input checked="" type="checkbox"/> STD TAT		Quote #									
Immediately Packed on Ice N <input checked="" type="checkbox"/> Y <input type="checkbox"/>		Date Results Needed		No. of Cntrs									
Sample ID	Comp/Grab	Matrix *	Depth	Date	Time	Cntrs							
EFF-1 (121525)	Grab	Air	N/A	12/15/2025	15:20	2							
* Matrix: SS - Soil AIR - Air F - Filter GW - Groundwater B - Bioassay WW - WasteWater DW - Drinking Water OT - Other		Remarks:		Samples returned via: <input type="checkbox"/> UPS <input type="checkbox"/> FedEx <input type="checkbox"/> Courier		Tracking #		pH _____ Temp _____ Flow _____ Other _____		Sample Receipt Checklist COC Seal Present/Intact: <input type="checkbox"/> NP <input checked="" type="checkbox"/> Y <input type="checkbox"/> N COC Signed/Accurate: <input type="checkbox"/> Y <input checked="" type="checkbox"/> N Bottles arrive intact: <input type="checkbox"/> Y <input checked="" type="checkbox"/> N Correct bottles used: <input type="checkbox"/> Y <input checked="" type="checkbox"/> N Sufficient volume sent: <input type="checkbox"/> Y <input checked="" type="checkbox"/> N If Applicable VOA Zero Headspace: <input type="checkbox"/> Y <input checked="" type="checkbox"/> N Preservation Correct/Checked: <input type="checkbox"/> Y <input checked="" type="checkbox"/> N RAD Screen <0.5 mR/hr: <input type="checkbox"/> Y <input checked="" type="checkbox"/> N			
Relinquished by: (Signature) 		Date: 12-15-25	Time: 17:00	Received by: (Signature) 		Trip Blank Received: Yes / No HCL / MeOH TBR		Bottles Received: 2		If preservation required by Login: Date/Time			
Relinquished by: (Signature) 		Date: 12/15/25	Time: 1710	Received by: (Signature) 		Date: 12/16/25	Time: 0145	Hold:		Condition: NCF / OK			

CG 12/16/25

Sante Fe Main Office
Phone: (505) 476-3441

General Information
Phone: (505) 629-6116

Online Phone Directory
<https://www.emnrd.nm.gov/ocd/contact-us>

State of New Mexico
Energy, Minerals and Natural Resources
Oil Conservation Division
1220 S. St Francis Dr.
Santa Fe, NM 87505

CONDITIONS

Action 576864

CONDITIONS

Operator: PLAINS MARKETING L.P. 333 Clay Street Suite 1900 Houston, TX 77002	OGRID: 34053
	Action Number: 576864
	Action Type: [UF-GWA] Ground Water Abatement (GROUND WATER ABATEMENT)

CONDITIONS

Created By	Condition	Condition Date
amaxwell	Report accepted for record.	4/22/2026
amaxwell	Continue to sample monitor wells MW-3 and MW-6 on a semiannual basis.	4/22/2026
amaxwell	Reduce sampling from quarterly to semiannual sampling on monitor wells MW-2, MW-4, and MW-5 have exhibited eight (8) or more consecutive quarters with no concentrations of BTEX constituents above NMOCD regulatory standards.	4/22/2026
amaxwell	AFR will continue on a monthly basis from monitor well MW-1 in an effort to control the down-gradient migration of the dissolved-phase plume. All recovered fluid will be disposed of at an NMOCD-permitted disposal facility.	4/22/2026
amaxwell	Recovery by SVE and monthly emission sampling will continue from monitor well MW-1.	4/22/2026
amaxwell	Submit a C-141N Sampling Notification prior to all sampling and monitoring events.	4/22/2026
amaxwell	Results of the 2025 sampling and recovery events will be reported in the 2026 Annual Groundwater Monitoring Report, which will be submitted to the NMOCD by April 1, 2027.	4/22/2026