

Date: 4/25/2019

To: Tracie Cherry

From: Pedro Mora Sivira

Subject: **Remuda third Bone Spring Sand (Production Stages)**
Remuda North 25 State 902H, Remuda North 25 State 904H, Remuda South 25 State 902H, Remuda South 25 State 904H
Eddy Co., New Mexico

The following operated wells completed will behave similar to the type curve showed below, future wells production are expected to follow the same type curve, Range 1 = 0-3 months, Range 2 = 3-12 months, Range 3 = 12+ months, wells are in early stage and following the type curve. The recommended Well Test Frequency for phase 3 is, 1 Test per month with 24 hr test duration.

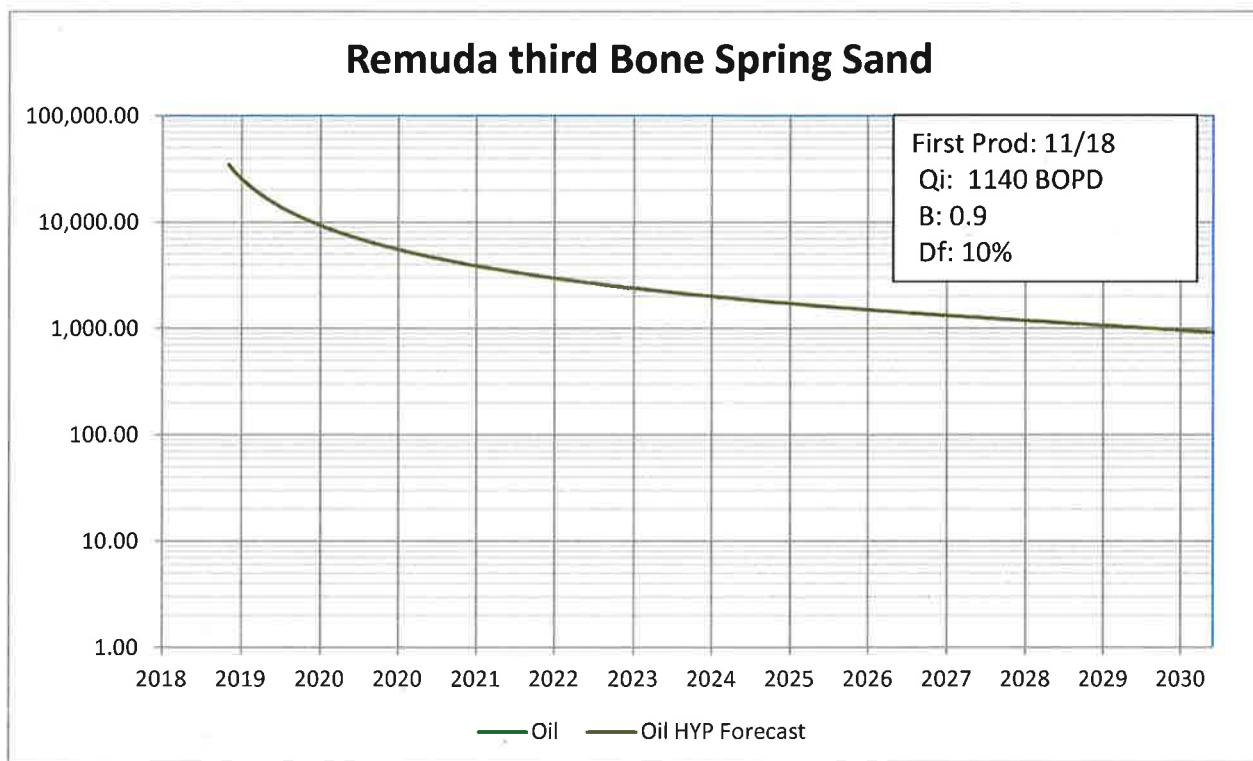

Remuda third Bone Spring Sand

0

Spud: 8/1/2018

Pedro Mora Sivira

Reservoir Engineer
Delaware Basin Subsurface Team



Date: 4/25/2019
To: Tracie Cherry
From: Pedro Mora Sivira

Subject: Remuda Wolfcamp A (Production Stages)

Remuda North 25 State 121H, Remuda North 25 State 122H, Remuda North 25 State 123H, Remuda North 25 State 124H, Remuda South 25 State 121H, Remuda South 25 State 122H, Remuda South 25 State 123H, Remuda South 25 State 124H

Eddy Co., New Mexico

The following operated wells completed will behave similar to the type curve showed below, future wells production are expected to follow the same type curve, Range 1 = 0-3 months, Range 2 = 3-12 months, Range 3 = 12+ months, wells are in early stage and following the type curve. The recommended Well Test Frequency for phase 3 is, 1 Test per month with 24 hr test duration.

Remuda Wolfcamp A

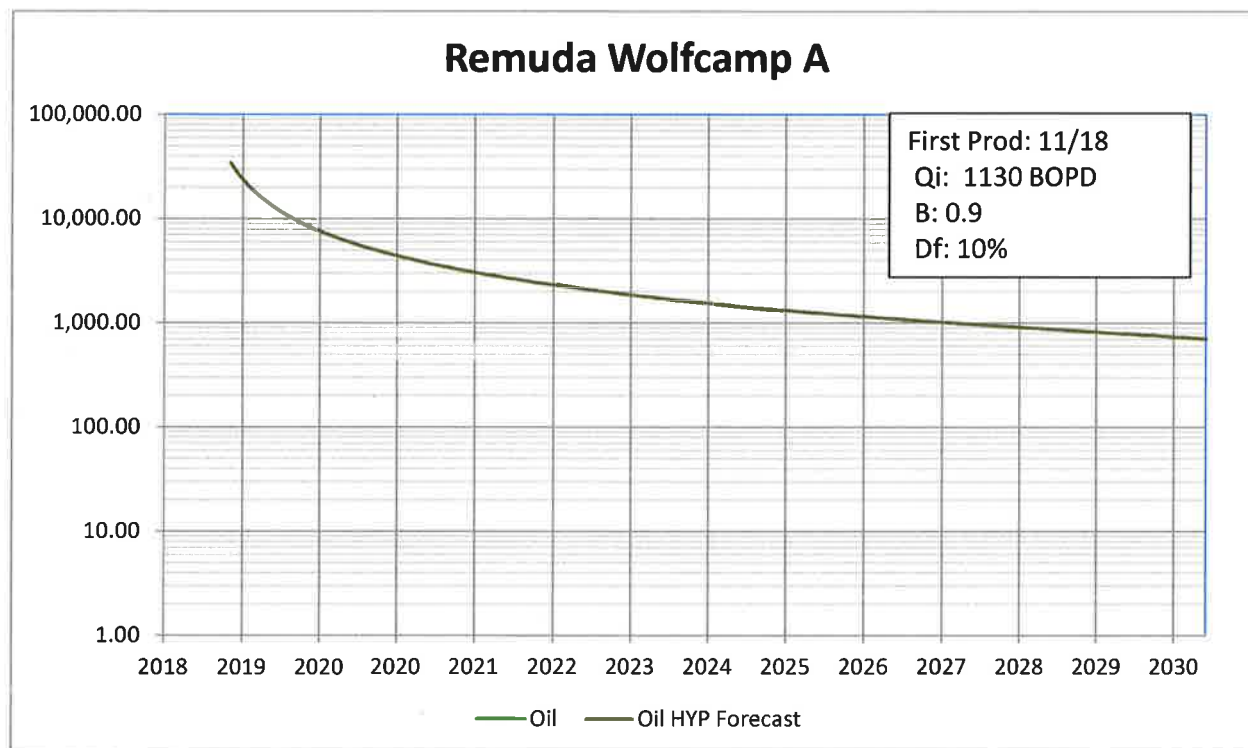

0

Spud: 8/1/2018

Pedro Mora Sivira

Reservoir Engineer

Delaware Basin Subsurface Team



Date: 4/25/2019

To: Tracie Cherry

From: Pedro Mora Sivira

Subject: Remuda Wolfcamp XY (Production Stages)

Remuda North 25 State 101H, Remuda North 25 State 103H, Remuda South 25 State 101H, Remuda South 25 State 103H

Eddy Co., New Mexico

The following operated wells completed will behave similar to the type curve showed below, future wells production are expected to follow the same type curve, Range 1 = 0-3 months, Range 2 = 3-12 months, Range 3 = 12+ months, wells are in early stage and following the type curve. The recommended Well Test Frequency for phase 3 is, 1 Test per month with 24 hr test duration.

Remuda Wolfcamp XY

0

Spud: 8/1/2018

Pedro Mora Sivira

Reservoir Engineer

Delaware Basin Subsurface Team

