SCANNED

1R - 394 - 1

GENERAL CORRESPONDENCE

2007 - 2004

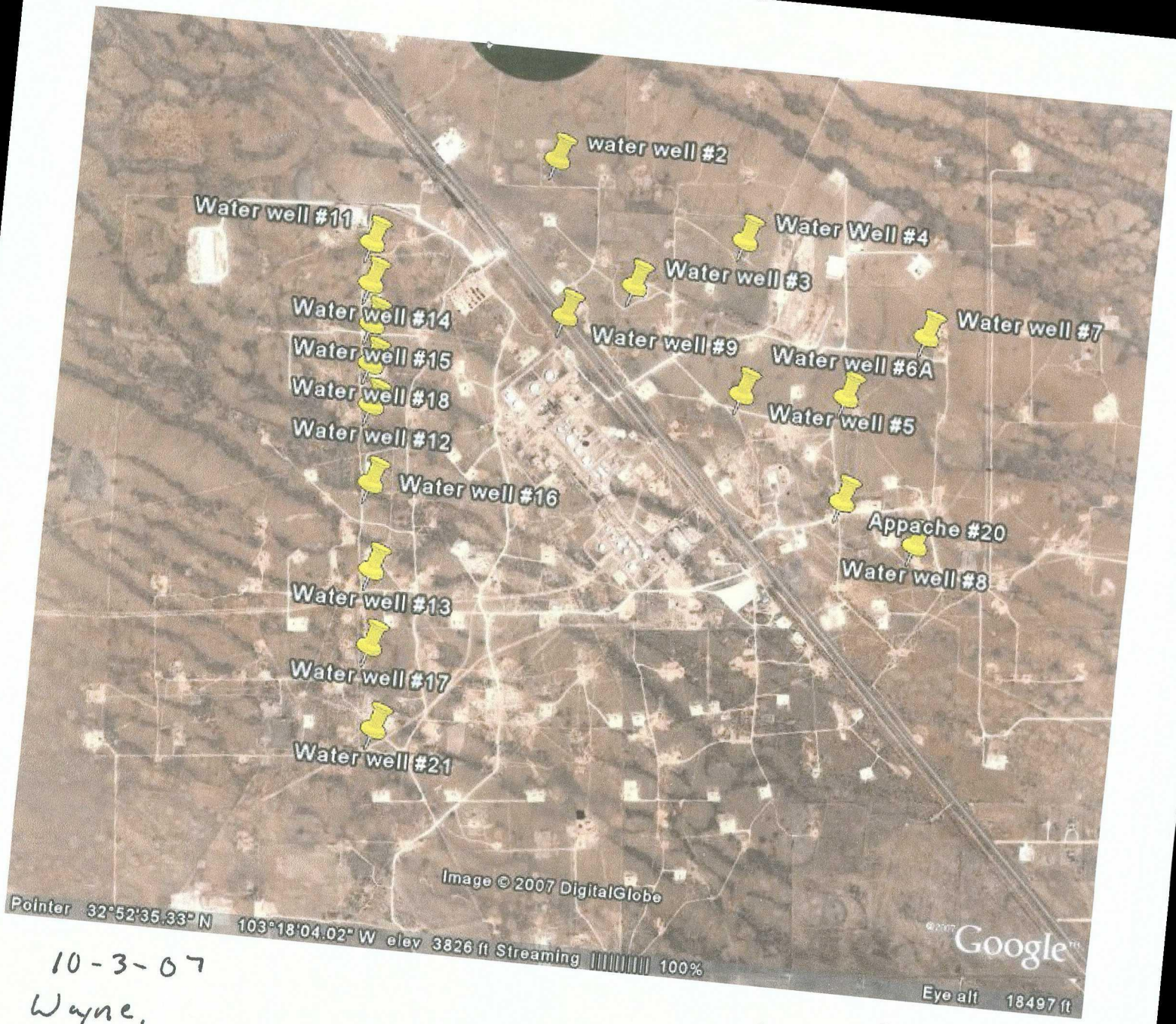

10-3-07

Wayne,

Thanks, Patrick
399-5031

1. current maps of Lovington Well field
2. 9-27-07 leak at Apache #20
   - Pics included
   - Pic #1 shows Apache spreading caliche over leak. Dumptruck bringing caliche / Backhoe spreading over leak
   - Pics #2/#3/#4 show oil in puddle @ 100 yds north of well. Oil was spraying that far out into the pasture.
   - Pic #5, Apache pressure washed oil off mesquite. Told us that pressure wash is all they need to do
   - Requested copy (in writing) of spill report from Larry J. No reply.
3. Well #17 closed b/c of TPH.
   Well #21 also closed b/c of TPH. Analyticals attached.

1

5


CORPORATION
STATE O
UNIT LETTER J, SEC.31, T16S R37E
NO.12
LEA CO. NM

P.O. BOX 98
MIDLAND, TX. 79702
PHONE (432) 683-4521

Martin Water Laboratories, Inc.

709 W. INDIANA
MIDLAND, TEXAS 79701
FAX (432) 682-8819

RESULT OF WATER ANALYSES

LABORATORY NO. 807-232
SAMPLE RECEIVED 8-20-07
RESULTS REPORTED 9-5-07

TO: Mr. Larry Ridenour
HCR 60, Box 423, Lovington, NM 88260

COMPANY Chevron LEASE Lovington San Andres Unit
FIELD OR POOL Lovington
SECTION ____ BLOCK ____ SURVEY ____ COUNTY Lea STATE State

SOURCE OF SAMPLE AND DATE TAKEN:

NO. 1 Raw water - taken from City of Lovington water well #9. 8-20-07
NO. 2 Raw water - taken from City of Lovington water well #13. 8-20-07
NO. 3 Raw water - taken from City of Lovington water well #16. 8-20-07
NO. 4 Raw water - taken from City of Lovington water well #21. 8-20-07

REMARKS: Samples taken by Tyler Ogden, MWL, Inc.

CHEMICAL AND PHYSICAL PROPERTIES

	NO. 1	NO. 2	NO. 3	NO. 4
Specific Gravity at 60° F.	1.0011	1.0012	1.0012	1.0009
pH When Sampled				
pH When Received	7.33	7.42	7.36	7.39
Bicarbonate as HCO_3	195	181	195	205
Supersaturation as $CaCO_3$				
Undersaturation as $CaCO_3$				
Total Hardness as $CaCO_3$	304	292	240	272
Calcium as Ca	80	96	88	94
Magnesium as Mg	25	13	5	9
Sodium and/or Potassium	8	70	37	56
Sulfate as SO_4	85	99	78	82
Chloride as Cl	51	136	57	99
Iron as Fe	0.20	0.3	0.3	0.15
Barium as Ba				
Turbidity, Electric				
Color as Pt				
Total Solids, Calculated	444	594	460	545
Temperature °F.				
Carbon Dioxide, Calculated				
Dissolved Oxygen,				
Hydrogen Sulfide	0.0	0.0	0.0	0.0
Resistivity, ohms/m at 77° F.	17.50	12.08	17.85	14.05
Suspended Oil				
Filtrable Solids as mg/l				
Volume Filtered, ml				
Nitrate, as N	3.4	4.0	4.3	3.8
Total Petroleum Hydrocarbons	Not Detected	Not Detected	Not Detected	4.27

Results Reported As Milligrams Per Liter

Additional Determinations And Remarks The undersigned certifies the above to be correct to the best of his knowledge and belief.

Form No. 3

By Greg Ogden, B.S.

cc: Kurt Porter, City of Lovington

LATHAM PRINTING CO. - 333-1292

TRACEANALYSIS, INC.

6701 Aberdeen Avenue, Suite 9	Lubbock, Texas 79424	800•378•1296	806•794•1296	FAX 806•794•1298
200 East Sunset Road, Suite E	El Paso, Texas 79922	888•588•3443	915•585•3443	FAX 915•585•4944
5002 Basin Street, Suite A1	Midland, Texas 79703		432•689•6301	FAX 432•689•6313
8808 Camp Bowie Blvd. West, Suite 180	Ft. Worth, Texas 76116		817•201•5260	FAX 817•560•4336

E-Mail: lab@traceanalysis.com

Bill To: **City of Lovington**
P.O. Box 1268
Lovington, NM 88260-1269

Attn: Kurt Porter

Invoice No. 25291

Lab Location: Lubbock
Invoice Date: 2007-09-19
Payment Due: 2007-10-19

Work Order: 7091821
Project Name: Well 21
Project Number: Well 21

Item	Quantity	Matrix	Description	Price	Sub Total
BTEX (24-Hr. TAT)	1	water	136750	$120.00	$120.00
Chloride (IC) (24-Hr. TAT)	1	water	136750	$34.00	$34.00

Payment Terms: Net-30

Total $154.00

Dr. Blair Leftwich, Director

Summary Report

Kurt Porter
City of Lovington
P.O. Box 1268
Lovington, NM, 88260-1269

Report Date: September 19, 2007

Work Order: 7091821

Project Name: Well 21
Project Number: Well 21

Sample	Description	Matrix	Date Taken	Time Taken	Date Received
136750	Well 21	water	2007-09-18	09:45	2007-09-18

	BTEX				MTBE
Sample - Field Code	Benzene (mg/L)	Toluene (mg/L)	Ethylbenzene (mg/L)	Xylene (mg/L)	MTBE (mg/L)
136750 - Well 21	<0.00100	<0.00100	<0.00100	<0.00100	

Sample: 136750 - Well 21

Param	Flag	Result	Units	RL
Chloride		**116**	mg/L	0.500

TRACEANALYSIS, INC.

6701 Aberdeen Avenue, Suite 9 Lubbock, Texas 79424 800•378•1296 806•794•1296 FAX 806•794•1298
200 East Sunset Road, Suite E El Paso, Texas 79922 888•588•3443 915•585•3443 FAX 915•585•4944
5002 Basin Street, Suite A1 Midland, Texas 79703 432•689•6301 FAX 432•689•6313
8808 Camp Bowie Blvd. West, Suite 180 Ft. Worth, Texas 76116 817•201•5260 FAX 817•560•4336
E-Mail: lab@traceanalysis.com

Analytical and Quality Control Report

Kurt Porter
City of Lovington
P.O. Box 1268
Lovington, NM, 88260-1269

Report Date: September 19, 2007

Work Order: 7091821

Project Name: Well 21
Project Number: Well 21

Enclosed are the Analytical Report and Quality Control Report for the following sample(s) submitted to TraceAnalysis, Inc.

Sample	Description	Matrix	Date Taken	Time Taken	Date Received
136750	Well 21	water	2007-09-18	09:45	2007-09-18

These results represent only the samples received in the laboratory. The Quality Control Report is generated on a batch basis. All information contained in this report is for the analytical batch(es) in which your sample(s) were analyzed.

This report consists of a total of 6 pages and shall not be reproduced except in its entirety, without written approval of TraceAnalysis, Inc.

Dr. Blair Leftwich, Director

Standard Flags

B - The sample contains less than ten times the concentration found in the method blank.

Case Narrative

Samples for project Well 21 were received by TraceAnalysis, Inc. on 2007-09-18 and assigned to work order 7091821. Samples for work order 7091821 were received intact without headspace and at a temperature of 4.0 deg C.

Samples were analyzed for the following tests using their respective methods.

Test	Method
BTEX	S 8021B
Chloride (IC)	E 300.0

Results for these samples are reported on a wet weight basis unless data package indicates otherwise.

A matrix spike (MS) and matrix spike duplicate (MSD) sample is chosen at random from each preparation batch. The MS and MSD will indicate if a site specific matrix problem is occurring, however, it may not pertain to the samples for work order 7091821 since the sample was chosen at random. Therefore, the validity of the analytical data reported has been determined by the laboratory control sample (LCS) and the method blank (MB). These quality control measures are performed with each preparation batch to ensure data integrity.

All other exceptions associated with this report have been footnoted on the appropriate analytical page to assist in general data comprehension. Please contact the laboratory directly if there are any questions regarding this project.

Analytical Report

Sample: 136750 - Well 21

Analysis:	BTEX	Analytical Method:	S 8021B	Prep Method:	S 5030B
QC Batch:	41201	Date Analyzed:	2007-09-18	Analyzed By:	EB
Prep Batch:	35607	Sample Preparation:	2007-09-18	Prepared By:	EB

Parameter	Flag	RL Result	Units	Dilution	RL
Benzene		<0.00100	mg/L	1	0.00100
Toluene		<0.00100	mg/L	1	0.00100
Ethylbenzene		<0.00100	mg/L	1	0.00100
Xylene		<0.00100	mg/L	1	0.00100

Surrogate	Flag	Result	Units	Dilution	Spike Amount	Percent Recovery	Recovery Limits
Trifluorotoluene (TFT)		0.104	mg/L	1	0.100	104	78.1 - 112
4-Bromofluorobenzene (4-BFB)		0.0967	mg/L	1	0.100	97	63.1 - 120

Sample: 136750 - Well 21

Analysis:	Chloride (IC)	Analytical Method:	E 300.0	Prep Method:	N/A
QC Batch:	41255	Date Analyzed:	2007-09-19	Analyzed By:	ER
Prep Batch:	35646	Sample Preparation:	2007-09-19	Prepared By:	ER

Parameter	Flag	RL Result	Units	Dilution	RL
Chloride		116	mg/L	5	0.500

Method Blank (1) QC Batch: 41201

QC Batch:	41201	Date Analyzed:	2007-09-18	Analyzed By:	EB
Prep Batch:	35607	QC Preparation:	2007-09-18	Prepared By:	EB

Parameter	Flag	MDL Result	Units	RL
Benzene		<0.000247	mg/L	0.001
Toluene		<0.000257	mg/L	0.001
Ethylbenzene		<0.000336	mg/L	0.001
Xylene		<0.000218	mg/L	0.001

Surrogate	Flag	Result	Units	Dilution	Spike Amount	Percent Recovery	Recovery Limits
Trifluorotoluene (TFT)		0.104	mg/L	1	0.100	104	77.3 - 113
4-Bromofluorobenzene (4-BFB)		0.0961	mg/L	1	0.100	96	77.2 - 116

Method Blank (1) QC Batch: 41255

QC Batch: 41255 | Date Analyzed: 2007-09-19 | Analyzed By: ER
Prep Batch: 35646 | QC Preparation: 2007-09-19 | Prepared By: ER

Parameter	Flag	MDL Result	Units	RL
Chloride		<0.172	mg/L	0.5

Laboratory Control Spike (LCS-1)

QC Batch: 41201 | Date Analyzed: 2007-09-18 | Analyzed By: EB
Prep Batch: 35607 | QC Preparation: 2007-09-18 | Prepared By: EB

Param	LCS Result	Units	Dil.	Spike Amount	Matrix Result	Rec.	Rec. Limit
Benzene	0.103	mg/L	1	0.100	<0.000247	103	82 - 118
Toluene	0.101	mg/L	1	0.100	<0.000257	101	81.4 - 118
Ethylbenzene	0.102	mg/L	1	0.100	<0.000336	102	81.5 - 120
Xylene	0.294	mg/L	1	0.300	<0.000218	98	82.2 - 121

Percent recovery is based on the spike result. RPD is based on the spike and spike duplicate result.

Param	LCSD Result	Units	Dil.	Spike Amount	Matrix Result	Rec.	Rec. Limit	RPD	RPD Limit
Benzene	0.105	mg/L	1	0.100	<0.000247	105	82 - 118	2	20
Toluene	0.103	mg/L	1	0.100	<0.000257	103	81.4 - 118	2	20
Ethylbenzene	0.104	mg/L	1	0.100	<0.000336	104	81.5 - 120	2	20
Xylene	0.301	mg/L	1	0.300	<0.000218	100	82.2 - 121	2	20

Percent recovery is based on the spike result. RPD is based on the spike and spike duplicate result.

Surrogate	LCS Result	LCSD Result	Units	Dil.	Spike Amount	LCS Rec.	LCSD Rec.	Rec. Limit
Trifluorotoluene (TFT)	0.0992	0.0974	mg/L	1	0.100	99	97	75.7 - 113
4-Bromofluorobenzene (4-BFB)	0.101	0.0991	mg/L	1	0.100	101	99	75.8 - 110

Laboratory Control Spike (LCS-1)

QC Batch: 41255 | Date Analyzed: 2007-09-19 | Analyzed By: ER
Prep Batch: 35646 | QC Preparation: 2007-09-19 | Prepared By: ER

Param	LCS Result	Units	Dil.	Spike Amount	Matrix Result	Rec.	Rec. Limit
Chloride	12.2	mg/L	1	12.5	<0.172	98	90 - 110

Percent recovery is based on the spike result. RPD is based on the spike and spike duplicate result.

Param	LCSD Result	Units	Dil.	Spike Amount	Matrix Result	Rec.	Rec. Limit	RPD	RPD Limit
Chloride	12.4	mg/L	1	12.5	<0.172	99	90 - 110	2	20

Percent recovery is based on the spike result. RPD is based on the spike and spike duplicate result.

Matrix Spike (MS-1) Spiked Sample: 136708

QC Batch: 41201 Date Analyzed: 2007-09-18 Analyzed By: EB
Prep Batch: 35607 QC Preparation: 2007-09-18 Prepared By: EB

Param	MS Result	Units	Dil.	Spike Amount	Matrix Result	Rec.	Rec. Limit
Benzene	0.108	mg/L	1	0.100	<0.000247	108	78.2 - 121
Toluene	0.106	mg/L	1	0.100	<0.000257	106	73.7 - 122
Ethylbenzene	0.104	mg/L	1	0.100	<0.000336	104	72.6 - 123
Xylene	0.306	mg/L	1	0.300	<0.000218	102	76.4 - 121

Percent recovery is based on the spike result. RPD is based on the spike and spike duplicate result.

Param	MSD Result	Units	Dil.	Spike Amount	Matrix Result	Rec.	Rec. Limit	RPD	RPD Limit
Benzene	0.106	mg/L	1	0.100	<0.000247	106	78.2 - 121	2	20
Toluene	0.105	mg/L	1	0.100	<0.000257	105	73.7 - 122	1	20
Ethylbenzene	0.103	mg/L	1	0.100	<0.000336	103	72.6 - 123	1	20
Xylene	0.303	mg/L	1	0.300	<0.000218	101	76.4 - 121	1	20

Percent recovery is based on the spike result. RPD is based on the spike and spike duplicate result.

Surrogate	MS Result	MSD Result	Units	Dil.	Spike Amount	MS Rec.	MSD Rec.	Rec. Limit
Trifluorotoluene (TFT)	0.0996	0.0999	mg/L	1	0.1	100	100	78.9 - 116
4-Bromofluorobenzene (4-BFB)	0.100	0.102	mg/L	1	0.1	100	102	67.9 - 122

Matrix Spike (MS-1) Spiked Sample: 136727

QC Batch: 41255 Date Analyzed: 2007-09-19 Analyzed By: ER
Prep Batch: 35646 QC Preparation: 2007-09-19 Prepared By: ER

Param	MS Result	Units	Dil.	Spike Amount	Matrix Result	Rec.	Rec. Limit
Chloride	297	mg/L	5	62.5	204.432	148	10 - 188

Percent recovery is based on the spike result. RPD is based on the spike and spike duplicate result.

Param	MSD Result	Units	Dil.	Spike Amount	Matrix Result	Rec.	Rec. Limit	RPD	RPD Limit
Chloride	298	mg/L	5	62.5	204.432	150	10 - 188	0	20

Percent recovery is based on the spike result. RPD is based on the spike and spike duplicate result.

Standard (ICV-1)

QC Batch: 41201 Date Analyzed: 2007-09-18 Analyzed By: EB

Param	Flag	Units	ICVs True Conc.	ICVs Found Conc.	ICVs Percent Recovery	Percent Recovery Limits	Date Analyzed
Benzene		mg/L	0.100	0.108	108	85 - 115	2007-09-18
Toluene		mg/L	0.100	0.106	106	85 - 115	2007-09-18

continued ...

standard continued . . .

Param	Flag	Units	ICVs True Conc.	ICVs Found Conc.	ICVs Percent Recovery	Percent Recovery Limits	Date Analyzed
Ethylbenzene		mg/L	0.100	0.104	104	85 - 115	2007-09-18
Xylene		mg/L	0.300	0.305	102	85 - 115	2007-09-18

Standard (CCV-1)

QC Batch: 41201 Date Analyzed: 2007-09-18 Analyzed By: EB

Param	Flag	Units	CCVs True Conc.	CCVs Found Conc.	CCVs Percent Recovery	Percent Recovery Limits	Date Analyzed
Benzene		mg/L	0.100	0.107	107	85 - 115	2007-09-18
Toluene		mg/L	0.100	0.106	106	85 - 115	2007-09-18
Ethylbenzene		mg/L	0.100	0.104	104	85 - 115	2007-09-18
Xylene		mg/L	0.300	0.306	102	85 - 115	2007-09-18

Standard (ICV-1)

QC Batch: 41255 Date Analyzed: 2007-09-19 Analyzed By: ER

Param	Flag	Units	ICVs True Conc.	ICVs Found Conc.	ICVs Percent Recovery	Percent Recovery Limits	Date Analyzed
Chloride		mg/L	12.5	12.2	98	90 - 110	2007-09-19

Standard (CCV-1)

QC Batch: 41255 Date Analyzed: 2007-09-19 Analyzed By: ER

Param	Flag	Units	CCVs True Conc.	CCVs Found Conc.	CCVs Percent Recovery	Percent Recovery Limits	Date Analyzed
Chloride		mg/L	12.5	12.3	98	90 - 110	2007-09-19

LAB Order ID # 7091821 Page ____ of ____

TraceAnalysis, Inc.

email: lab@traceanalysis.com

6701 Aberdeen Avenue, Suite 9
Lubbock, Texas 79424
Tel (806) 794-1296
Fax (806) 794-1298
1 (800) 378-1296

5002 Basin Street, Suite A1
Midland, Texas 79703
Tel (432) 689-6301
Fax (432) 689-6313

200 East Sunset Rd., Suite E
El Paso, Texas 79922
Tel (915) 585-3443
Fax (915) 585-4944
1 (888) 588-3443

6015 Harris Pkwy., Suite 110
Ft. Worth, Texas 76132
Tel (817) 201-5260

Company Name: City of Levington
Phone #: (505) 704-9182
Address: (Street, City, Zip) PO box 1268
Fax #: (505) 396-6328
Contact Person: Kurt Porter
E-mail: kurtporter@valornet.com
Invoice to: (If different from above) Same
Project #: well 21
Project Name: well 21
Project Location (including state):
Sampler Signature:

LAB # (LAB USE ONLY)	FIELD CODE	# CONTAINERS	Volume / Amount	MATRIX: WATER	SOIL	AIR	SLUDGE		PRESERVATIVE METHOD: HCl	HNO_3	H_2SO_4	NaOH	ICE	NONE		SAMPLING: DATE	TIME
134750	well 21	3		✓					✓							9/18/07	9:45
	well 21	1		✓													

LAB #	MTBE 8021B / 602 / 8260B / 624	BTEX 8021B / 602 / 8260B / 624	TPH 418.1 / TX1005 / TX1005 Ext(C35)	TPH 8015 GRO / DRO / TVHC	PAH 8270C / 625	Total Metals Ag As Ba Cd Cr Pb Se Hg 6010B/200.7	TCLP Metals Ag As Ba Cd Cr Pb Se Hg	TCLP Volatiles	TCLP Semi Volatiles	TCLP Pesticides	RCI	GC/MS Vol. 8260B / 624	GC/MS Semi. Vol. 8270C / 625	PCB's 8082 / 608	Pesticides 8081A / 608	BOD, TSS, pH	Moisture Content	Chloride					Turn Around Time if different from standard	Hold
134750		✓																						
																		✓						

Relinquished by: Kurt Porter Date: 9/18/07 Time: 1:05 pm
Received by: Date: Time:
Relinquished by: Date: Time:
Received by: Date: Time:
Relinquished by: Date: Time:
Received at Laboratory by: Brenda Ward Date: 9/18/07 Time: 1:05 pm

LAB USE ONLY
Intact (Y) N
Headspace Y (N)
Temp. 4
Log-in-Review KKB

REMARKS: 24-hour RUSH

☐ Dry Weight Basis Required
☐ TRRP Report Required
☐ Check If Special Reporting Limits Are Needed

Carrier # Courier

Submittal of samples constitutes agreement to Terms and Conditions listed on reverse side of C. O. C.

ORIGINAL COPY

LAB Order ID # 1071821 Page ____ of ____

TraceAnalysis, Inc.

email: lab@traceanalysis.com

6701 Aberdeen Avenue, Suite 9
Lubbock, Texas 79424
Tel (806) 794-1296
Fax (806) 794-1298
1 (800) 378-1296

5002 Basin Street, Suite A1
Midland, Texas 79703
Tel (432) 689-6301
Fax (432) 689-6313

200 East Sunset Rd., Suite E
El Paso, Texas 79922
Tel (915) 585-3443
Fax (915) 585-4944
1 (888) 588-3443

6015 Harris Pkwy., Suite 110
Ft. Worth, Texas 76132
Tel (817) 201-5260

Company Name: City of Lovington
Phone #: (505) 704-9182
Address: (Street, City, Zip) PO box 1268
Fax #: (505) 396-6328
Contact Person: Kurt Porter
E-mail: kurtporter@valornet.com
Invoice to: (If different from above) Same
Project #: well 21
Project Name: well 21
Project Location (including state):
Sampler Signature:

ANALYSIS REQUEST (Circle or Specify Method No.)

LAB # (LAB USE ONLY)	FIELD CODE	# CONTAINERS	Volume / Amount	MATRIX: WATER	SOIL	AIR	SLUDGE	PRESERVATIVE METHOD: HCl	HNO_3	H_2SO_4	NaOH	ICE	NONE	SAMPLING: DATE	TIME	MTBE 8021B / 602 / 8260B / 624	BTEX 8021B / 602 / 8260B / 624	TPH 418.1 / TX1005 / TX1005 Ext(C35)	TPH 8015 GRO / DRO / TVHC	PAH 8270C / 625	Total Metals Ag As Ba Cd Cr Pb Se Hg 6010B/200.7	TCLP Metals Ag As Ba Cd Cr Pb Se Hg	TCLP Volatiles	TCLP Semi Volatiles	TCLP Pesticides	RCI	GC/MS Vol. 8260B / 624	GC/MS Semi. Vol. 8270C / 625	PCB's 8082 / 608	Pesticides 8081A / 608	BOD, TSS, pH	Moisture Content	Chloride				Turn Around Time if different from standard	Hold
136750	well 21	3		✓				✓						9/18/07	9:45		✓																				
	well 21	1		✓																												✓					

Relinquished by:	Date:	Time:	Received by:	Date:	Time:
Kurt Porter	9/18/07	1:05 pm			
Relinquished by:	Date:	Time:	Received by:	Date:	Time:
Relinquished by:	Date:	Time:	Received at Laboratory by: Brenda Ward	Date: 9/18/07	Time: 1:05 pm

LAB USE ONLY
Intact (Y) N
Headspace Y (N)
Temp 4 °
Log-in-Review KKB

REMARKS: 24-hour RUSH

☐ Dry Weight Basis Required
☐ TRRP Report Required
☐ Check If Special Reporting Limits Are Needed

Carrier # Carry in

Submittal of samples constitutes agreement to Terms and Conditions listed on reverse side of C. O. C.

ORIGINAL COPY

Summary Report

Kurt Porter
City of Lovington
P.O. Box 1268
Lovington, NM, 88260-1269

Report Date: September 20, 2007

Work Order: 7091933

Project Name: Well 21
Project Number: Well 21

Sample	Description	Matrix	Date Taken	Time Taken	Date Received
136905	Well 21	water	2007-09-19	11:15	2007-09-19

Sample - Field Code	TPH 418.1 TRPHC (mg/L)
136905 - Well 21	**36.3**

Sample: 136905 - Well 21

Param	Flag	Result	Units	RL
Chloride		**123**	mg/L	0.500
Bromochloromethane		<1.00	μg/L	1.00
Dichlorodifluoromethane		<1.00	μg/L	1.00
Chloromethane (methyl chloride)		<1.00	μg/L	1.00
Vinyl Chloride		<1.00	μg/L	1.00
Bromomethane (methyl bromide)		<5.00	μg/L	5.00
Chloroethane		<1.00	μg/L	1.00
Trichlorofluoromethane		<1.00	μg/L	1.00
Acetone		<10.0	μg/L	10.0
Iodomethane (methyl iodide)		<5.00	μg/L	5.00
Carbon Disulfide		<1.00	μg/L	1.00
Acrylonitrile		<1.00	μg/L	1.00
2-Butanone (MEK)		<5.00	μg/L	5.00
4-Methyl-2-pentanone (MIBK)		<5.00	μg/L	5.00
2-Hexanone		<5.00	μg/L	5.00
trans 1,4-Dichloro-2-butene		<10.0	μg/L	10.0
1,1-Dichloroethene		<1.00	μg/L	1.00
Methylene chloride		<5.00	μg/L	5.00
MTBE		<1.00	μg/L	1.00
trans-1,2-Dichloroethene		<1.00	μg/L	1.00
1,1-Dichloroethane		<1.00	μg/L	1.00
cis-1,2-Dichloroethene		<1.00	μg/L	1.00
2,2-Dichloropropane		<1.00	μg/L	1.00
1,2-Dichloroethane (EDC)		<1.00	μg/L	1.00
Chloroform		<1.00	μg/L	1.00

continued ...

sample 136905 continued ...

Param	Flag	Result	Units	RL
1,1,1-Trichloroethane		<1.00	μg/L	1.00
1,1-Dichloropropene		<1.00	μg/L	1.00
Benzene		<1.00	μg/L	1.00
Carbon Tetrachloride		<1.00	μg/L	1.00
1,2-Dichloropropane		<1.00	μg/L	1.00
Trichloroethene (TCE)		<1.00	μg/L	1.00
Dibromomethane (methylene bromide)		<1.00	μg/L	1.00
Bromodichloromethane		<1.00	μg/L	1.00
2-Chloroethyl vinyl ether		<5.00	μg/L	5.00
cis-1,3-Dichloropropene		<1.00	μg/L	1.00
trans-1,3-Dichloropropene		<1.00	μg/L	1.00
Toluene		<1.00	μg/L	1.00
1,1,2-Trichloroethane		<1.00	μg/L	1.00
1,3-Dichloropropane		<1.00	μg/L	1.00
Dibromochloromethane		<1.00	μg/L	1.00
1,2-Dibromoethane (EDB)		<1.00	μg/L	1.00
Tetrachloroethene (PCE)		<1.00	μg/L	1.00
Chlorobenzene		<1.00	μg/L	1.00
1,1,1,2-Tetrachloroethane		<1.00	μg/L	1.00
Ethylbenzene		<1.00	μg/L	1.00
m,p-Xylene		<1.00	μg/L	1.00
Bromoform		<1.00	μg/L	1.00
Styrene		<1.00	μg/L	1.00
o-Xylene		<1.00	μg/L	1.00
1,1,2,2-Tetrachloroethane		<1.00	μg/L	1.00
2-Chlorotoluene		<1.00	μg/L	1.00
1,2,3-Trichloropropane		<1.00	μg/L	1.00
Isopropylbenzene		<1.00	μg/L	1.00
Bromobenzene		<1.00	μg/L	1.00
n-Propylbenzene		<1.00	μg/L	1.00
1,3,5-Trimethylbenzene		<1.00	μg/L	1.00
tert-Butylbenzene		<1.00	μg/L	1.00
1,2,4-Trimethylbenzene		<1.00	μg/L	1.00
1,4-Dichlorobenzene (para)		<1.00	μg/L	1.00
sec-Butylbenzene		<1.00	μg/L	1.00
1,3-Dichlorobenzene (meta)		<1.00	μg/L	1.00
p-Isopropyltoluene		<1.00	μg/L	1.00
4-Chlorotoluene		<1.00	μg/L	1.00
1,2-Dichlorobenzene (ortho)		<1.00	μg/L	1.00
n-Butylbenzene		<1.00	μg/L	1.00
1,2-Dibromo-3-chloropropane		<5.00	μg/L	5.00
1,2,3-Trichlorobenzene		<5.00	μg/L	5.00
1,2,4-Trichlorobenzene		<5.00	μg/L	5.00
Naphthalene		<5.00	μg/L	5.00
Hexachlorobutadiene		<5.00	μg/L	5.00

TRACEANALYSIS, INC.

6701 Aberdeen Avenue, Suite 9 Lubbock, Texas 79424 800•378•1296 806•794•1296 FAX 806•794•1298
200 East Sunset Road, Suite E El Paso, Texas 79922 888•588•3443 915•585•3443 FAX 915•585•4944
5002 Basin Street, Suite A1 Midland, Texas 79703 432•689•6301 FAX 432•689•6313
8808 Camp Bowie Blvd. West, Suite 180 Ft. Worth, Texas 76116 817•201•5260 FAX 817•560•4336
E-Mail: lab@traceanalysis.com

Analytical and Quality Control Report

Kurt Porter
City of Lovington
P.O. Box 1268
Lovington, NM, 88260-1269

Report Date: September 20, 2007

Work Order: 7091933

Project Name: Well 21
Project Number: Well 21

Enclosed are the Analytical Report and Quality Control Report for the following sample(s) submitted to TraceAnalysis, Inc.

Sample	Description	Matrix	Date Taken	Time Taken	Date Received
136905	Well 21	water	2007-09-19	11:15	2007-09-19

These results represent only the samples received in the laboratory. The Quality Control Report is generated on a batch basis. All information contained in this report is for the analytical batch(es) in which your sample(s) were analyzed.

This report consists of a total of 13 pages and shall not be reproduced except in its entirety, without written approval of TraceAnalysis, Inc.

Dr. Blair Leftwich, Director

Standard Flags

B - The sample contains less than ten times the concentration found in the method blank.

Case Narrative

Samples for project Well 21 were received by TraceAnalysis, Inc. on 2007-09-19 and assigned to work order 7091933. Samples for work order 7091933 were received intact at a temperature of 4.0 deg.C.

Samples were analyzed for the following tests using their respective methods.

Test	Method
Chloride (IC)	E 300.0
TPH 418.1	E 418.1
Volatiles	S 8260B

Results for these samples are reported on a wet weight basis unless data package indicates otherwise.

A matrix spike (MS) and matrix spike duplicate (MSD) sample is chosen at random from each preparation batch. The MS and MSD will indicate if a site specific matrix problem is occurring, however, it may not pertain to the samples for work order 7091933 since the sample was chosen at random. Therefore, the validity of the analytical data reported has been determined by the laboratory control sample (LCS) and the method blank (MB). These quality control measures are performed with each preparation batch to ensure data integrity.

All other exceptions associated with this report have been footnoted on the appropriate analytical page to assist in general data comprehension. Please contact the laboratory directly if there are any questions regarding this project.

Analytical Report

Sample: 136905 - Well 21

Analysis:	Chloride (IC)	Analytical Method:	E 300.0	Prep Method:	N/A
QC Batch:	41298	Date Analyzed:	2007-09-19	Analyzed By:	ER
Prep Batch:	35686	Sample Preparation:	2007-09-19	Prepared By:	ER

Parameter	Flag	RL Result	Units	Dilution	RL
Chloride		**123**	mg/L	5	0.500

Sample: 136905 - Well 21

Analysis:	TPH 418.1	Analytical Method:	E 418.1	Prep Method:	N/A
QC Batch:	41299	Date Analyzed:	2007-09-20	Analyzed By:	RM
Prep Batch:	35687	Sample Preparation:	2007-09-20	Prepared By:	RM

Parameter	Flag	RL Result	Units	Dilution	RL
TRPHC		**36.3**	mg/L	1	0.500

Sample: 136905 - Well 21

Analysis:	Volatiles	Analytical Method:	S 8260B	Prep Method:	S 5030B
QC Batch:	41276	Date Analyzed:	2007-09-19	Analyzed By:	JG
Prep Batch:	35665	Sample Preparation:	2007-09-19	Prepared By:	JG

Parameter	Flag	RL Result	Units	Dilution	RL
Bromochloromethane		<1.00	μg/L	1	1.00
Dichlorodifluoromethane		<1.00	μg/L	1	1.00
Chloromethane (methyl chloride)		<1.00	μg/L	1	1.00
Vinyl Chloride		<1.00	μg/L	1	1.00
Bromomethane (methyl bromide)		<5.00	μg/L	1	5.00
Chloroethane		<1.00	μg/L	1	1.00
Trichlorofluoromethane		<1.00	μg/L	1	1.00
Acetone		<10.0	μg/L	1	10.0
Iodomethane (methyl iodide)		<5.00	μg/L	1	5.00
Carbon Disulfide		<1.00	μg/L	1	1.00
Acrylonitrile		<1.00	μg/L	1	1.00
2-Butanone (MEK)		<5.00	μg/L	1	5.00
4-Methyl-2-pentanone (MIBK)		<5.00	μg/L	1	5.00
2-Hexanone		<5.00	μg/L	1	5.00
trans 1,4-Dichloro-2-butene		<10.0	μg/L	1	10.0
1,1-Dichloroethene		<1.00	μg/L	1	1.00
Methylene chloride		<5.00	μg/L	1	5.00
MTBE		<1.00	μg/L	1	1.00
trans-1,2-Dichloroethene		<1.00	μg/L	1	1.00
1,1-Dichloroethane		<1.00	μg/L	1	1.00
cis-1,2-Dichloroethene		<1.00	μg/L	1	1.00

continued ...

sample 136905 continued ...

Parameter	Flag	RL Result	Units	Dilution	RL
2,2-Dichloropropane		<1.00	μg/L	1	1.00
1,2-Dichloroethane (EDC)		<1.00	μg/L	1	1.00
Chloroform		<1.00	μg/L	1	1.00
1,1,1-Trichloroethane		<1.00	μg/L	1	1.00
1,1-Dichloropropene		<1.00	μg/L	1	1.00
Benzene		<1.00	μg/L	1	1.00
Carbon Tetrachloride		<1.00	μg/L	1	1.00
1,2-Dichloropropane		<1.00	μg/L	1	1.00
Trichloroethene (TCE)		<1.00	μg/L	1	1.00
Dibromomethane (methylene bromide)		<1.00	μg/L	1	1.00
Bromodichloromethane		<1.00	μg/L	1	1.00
2-Chloroethyl vinyl ether		<5.00	μg/L	1	5.00
cis-1,3-Dichloropropene		<1.00	μg/L	1	1.00
trans-1,3-Dichloropropene		<1.00	μg/L	1	1.00
Toluene		<1.00	μg/L	1	1.00
1,1,2-Trichloroethane		<1.00	μg/L	1	1.00
1,3-Dichloropropane		<1.00	μg/L	1	1.00
Dibromochloromethane		<1.00	μg/L	1	1.00
1,2-Dibromoethane (EDB)		<1.00	μg/L	1	1.00
Tetrachloroethene (PCE)		<1.00	μg/L	1	1.00
Chlorobenzene		<1.00	μg/L	1	1.00
1,1,1,2-Tetrachloroethane		<1.00	μg/L	1	1.00
Ethylbenzene		<1.00	μg/L	1	1.00
m,p-Xylene		<1.00	μg/L	1	1.00
Bromoform		<1.00	μg/L	1	1.00
Styrene		<1.00	μg/L	1	1.00
o-Xylene		<1.00	μg/L	1	1.00
1,1,2,2-Tetrachloroethane		<1.00	μg/L	1	1.00
2-Chlorotoluene		<1.00	μg/L	1	1.00
1,2,3-Trichloropropane		<1.00	μg/L	1	1.00
Isopropylbenzene		<1.00	μg/L	1	1.00
Bromobenzene		<1.00	μg/L	1	1.00
n-Propylbenzene		<1.00	μg/L	1	1.00
1,3,5-Trimethylbenzene		<1.00	μg/L	1	1.00
tert-Butylbenzene		<1.00	μg/L	1	1.00
1,2,4-Trimethylbenzene		<1.00	μg/L	1	1.00
1,4-Dichlorobenzene (para)		<1.00	μg/L	1	1.00
sec-Butylbenzene		<1.00	μg/L	1	1.00
1,3-Dichlorobenzene (meta)		<1.00	μg/L	1	1.00
p-Isopropyltoluene		<1.00	μg/L	1	1.00
4-Chlorotoluene		<1.00	μg/L	1	1.00
1,2-Dichlorobenzene (ortho)		<1.00	μg/L	1	1.00
n-Butylbenzene		<1.00	μg/L	1	1.00
1,2-Dibromo-3-chloropropane		<5.00	μg/L	1	5.00
1,2,3-Trichlorobenzene		<5.00	μg/L	1	5.00
1,2,4-Trichlorobenzene		<5.00	μg/L	1	5.00
Naphthalene		<5.00	μg/L	1	5.00
Hexachlorobutadiene		<5.00	μg/L	1	5.00

Surrogate	Flag	Result	Units	Dilution	Spike Amount	Percent Recovery	Recovery Limits
Dibromofluoromethane		46.9	μg/L	1	50.0	94	82.4 - 115
Toluene-d8		49.2	μg/L	1	50.0	98	89.7 - 108
4-Bromofluorobenzene (4-BFB)		46.6	μg/L	1	50.0	93	84.6 - 114

Method Blank (1) QC Batch: 41276

QC Batch:	41276	Date Analyzed:	2007-09-19	Analyzed By:	JG
Prep Batch:	35665	QC Preparation:	2007-09-19	Prepared By:	JG

Parameter	Flag	MDL Result	Units	RL
Bromochloromethane		<0.351	μg/L	1
Dichlorodifluoromethane		<0.306	μg/L	1
Chloromethane (methyl chloride)		<0.240	μg/L	1
Vinyl Chloride		<0.224	μg/L	1
Bromomethane (methyl bromide)		<0.325	μg/L	5
Chloroethane		<0.303	μg/L	1
Trichlorofluoromethane		<0.255	μg/L	1
Acetone		<1.86	μg/L	10
Iodomethane (methyl iodide)		<0.397	μg/L	5
Carbon Disulfide		<0.354	μg/L	1
Acrylonitrile		<0.306	μg/L	1
2-Butanone (MEK)		<0.670	μg/L	5
4-Methyl-2-pentanone (MIBK)		<0.463	μg/L	5
2-Hexanone		<0.303	μg/L	5
trans 1,4-Dichloro-2-butene		<0.406	μg/L	10
1,1-Dichloroethene		<0.326	μg/L	1
Methylene chloride		2.56	μg/L	5
MTBE		<0.352	μg/L	1
trans-1,2-Dichloroethene		<0.322	μg/L	1
1,1-Dichloroethane		<0.324	μg/L	1
cis-1,2-Dichloroethene		<0.331	μg/L	1
2,2-Dichloropropane		<0.440	μg/L	1
1,2-Dichloroethane (EDC)		<0.327	μg/L	1
Chloroform		<0.345	μg/L	1
1,1,1-Trichloroethane		<0.303	μg/L	1
1,1-Dichloropropene		<0.356	μg/L	1
Benzene		<0.356	μg/L	1
Carbon Tetrachloride		<0.342	μg/L	1
1,2-Dichloropropane		<0.366	μg/L	1
Trichloroethene (TCE)		<0.434	μg/L	1
Dibromomethane (methylene bromide)		<0.406	μg/L	1
Bromodichloromethane		<0.325	μg/L	1
2-Chloroethyl vinyl ether		<0.366	μg/L	5
cis-1,3-Dichloropropene		<0.387	μg/L	1
trans-1,3-Dichloropropene		<0.367	μg/L	1
Toluene		<0.366	μg/L	1
1,1,2-Trichloroethane		<0.397	μg/L	1
1,3-Dichloropropane		<0.355	μg/L	1
Dibromochloromethane		<0.315	μg/L	1

continued ...

method blank continued ...

Parameter	Flag	MDL Result	Units	RL
1,2-Dibromoethane (EDB)		<0.340	μg/L	1
Tetrachloroethene (PCE)		<0.355	μg/L	1
Chlorobenzene		<0.363	μg/L	1
1,1,1,2-Tetrachloroethane		<0.338	μg/L	1
Ethylbenzene		<0.350	μg/L	1
m,p-Xylene		<0.752	μg/L	1
Bromoform		<0.275	μg/L	1
Styrene		<0.395	μg/L	1
o-Xylene		<0.375	μg/L	1
1,1,2,2-Tetrachloroethane		<0.283	μg/L	1
2-Chlorotoluene		<0.445	μg/L	1
1,2,3-Trichloropropane		<0.430	μg/L	1
Isopropylbenzene		<0.521	μg/L	1
Bromobenzene		<0.494	μg/L	1
n-Propylbenzene		<0.483	μg/L	1
1,3,5-Trimethylbenzene		<0.487	μg/L	1
tert-Butylbenzene		<0.496	μg/L	1
1,2,4-Trimethylbenzene		<0.532	μg/L	1
1,4-Dichlorobenzene (para)		<0.413	μg/L	1
sec-Butylbenzene		<0.449	μg/L	1
1,3-Dichlorobenzene (meta)		<0.451	μg/L	1
p-Isopropyltoluene		<0.450	μg/L	1
4-Chlorotoluene		<0.489	μg/L	1
1,2-Dichlorobenzene (ortho)		<0.438	μg/L	1
n-Butylbenzene		<0.461	μg/L	1
1,2-Dibromo-3-chloropropane		<0.532	μg/L	5
1,2,3-Trichlorobenzene		<0.288	μg/L	5
1,2,4-Trichlorobenzene		<0.273	μg/L	5
Naphthalene		3.97	μg/L	5
Hexachlorobutadiene		<0.483	μg/L	5

Surrogate	Flag	Result	Units	Dilution	Spike Amount	Percent Recovery	Recovery Limits
Dibromofluoromethane		46.4	μg/L	1	50.0	93	82.4 - 115
Toluene-d8		49.0	μg/L	1	50.0	98	89.7 - 108
4-Bromofluorobenzene (4-BFB)		45.9	μg/L	1	50.0	92	84.6 - 114

Method Blank (1) QC Batch: 41298

QC Batch: 41298 Date Analyzed: 2007-09-19 Analyzed By: ER
Prep Batch: 35686 QC Preparation: 2007-09-19 Prepared By: ER

Parameter	Flag	MDL Result	Units	RL
Chloride		<0.172	mg/L	0.5

Method Blank (1) QC Batch: 41299

QC Batch:	41299	Date Analyzed:	2007-09-20	Analyzed By:	RM
Prep Batch:	35687	QC Preparation:	2007-09-20	Prepared By:	RM

Parameter	Flag	MDL Result	Units	RL
TRPHC		<0.158	mg/L	0.5

Laboratory Control Spike (LCS-1)

QC Batch:	41276	Date Analyzed:	2007-09-19	Analyzed By:	JG
Prep Batch:	35665	QC Preparation:	2007-09-19	Prepared By:	JG

Param	LCS Result	Units	Dil.	Spike Amount	Matrix Result	Rec.	Rec. Limit
Bromochloromethane	49.6	μg/L	1	50.0	<0.351	99	85.7 - 113
Dichlorodifluoromethane	32.9	μg/L	1	50.0	<0.306	66	60.3 - 134
Chloromethane (methyl chloride)	40.6	μg/L	1	50.0	<0.240	81	72 - 120
Vinyl Chloride	45.9	μg/L	1	50.0	<0.224	92	64.4 - 132
Bromomethane (methyl bromide)	46.6	μg/L	1	50.0	<0.325	93	65.9 - 133
Chloroethane	47.5	μg/L	1	50.0	<0.303	95	65.3 - 132
Trichlorofluoromethane	42.3	μg/L	1	50.0	<0.255	85	52.7 - 159
Acetone	32.1	μg/L	1	50.0	<1.86	64	10 - 185
Iodomethane (methyl iodide)	50.4	μg/L	1	50.0	<0.397	101	80.9 - 112
Carbon Disulfide	44.8	μg/L	1	50.0	<0.354	90	73.7 - 120
Acrylonitrile	44.4	μg/L	1	50.0	<0.306	89	75.8 - 121
2-Butanone (MEK)	46.6	μg/L	1	50.0	<0.670	93	43.7 - 117
4-Methyl-2-pentanone (MIBK)	49.2	μg/L	1	50.0	<0.463	98	69.3 - 120
2-Hexanone	41.6	μg/L	1	50.0	<0.303	83	35.6 - 138
trans 1,4-Dichloro-2-butene	36.8	μg/L	1	50.0	<0.407	74	40 - 128
1,1-Dichloroethene	46.2	μg/L	1	50.0	<0.326	92	83.4 - 114
Methylene chloride	35.3	μg/L	1	50.0	<0.375	71	62.6 - 119
MTBE	47.2	μg/L	1	50.0	<0.352	94	70 - 132
trans-1,2-Dichloroethene	47.7	μg/L	1	50.0	<0.322	95	83.3 - 114
1,1-Dichloroethane	44.4	μg/L	1	50.0	<0.324	89	81 - 124
cis-1,2-Dichloroethene	47.7	μg/L	1	50.0	<0.331	95	83.8 - 115
2,2-Dichloropropane	30.7	μg/L	1	50.0	<0.440	61	37.9 - 136
1,2-Dichloroethane (EDC)	40.9	μg/L	1	50.0	<0.327	82	67.8 - 131
Chloroform	44.2	μg/L	1	50.0	<0.345	88	75.1 - 125
1,1,1-Trichloroethane	42.8	μg/L	1	50.0	<0.303	86	72.9 - 123
1,1-Dichloropropene	47.2	μg/L	1	50.0	<0.356	94	85.9 - 119
Benzene	48.1	μg/L	1	50.0	<0.356	96	83.5 - 115
Carbon Tetrachloride	44.2	μg/L	1	50.0	<0.342	88	62.7 - 144
1,2-Dichloropropane	47.4	μg/L	1	50.0	<0.366	95	88.8 - 114
Trichloroethene (TCE)	48.8	μg/L	1	50.0	<0.434	98	91.3 - 111
Dibromomethane (methylene bromide)	47.2	μg/L	1	50.0	<0.406	94	84.2 - 118
Bromodichloromethane	46.1	μg/L	1	50.0	<0.325	92	79.5 - 127
2-Chloroethyl vinyl ether	48.3	μg/L	1	50.0	<0.366	97	75.1 - 128
cis-1,3-Dichloropropene	46.7	μg/L	1	50.0	<0.387	93	83.2 - 119
trans-1,3-Dichloropropene	46.6	μg/L	1	50.0	<0.367	93	77.4 - 126

continued ...

control spikes continued ...

Param	LCS Result	Units	Dil.	Spike Amount	Matrix Result	Rec.	Rec. Limit
Toluene	49.0	µg/L	1	50.0	<0.366	98	82 - 110
1,1,2-Trichloroethane	47.5	µg/L	1	50.0	<0.397	95	77 - 123
1,3-Dichloropropane	47.7	µg/L	1	50.0	<0.355	95	81.1 - 124
Dibromochloromethane	48.1	µg/L	1	50.0	<0.315	96	79 - 129
1,2-Dibromoethane (EDB)	48.7	µg/L	1	50.0	<0.340	97	78.6 - 126
Tetrachloroethene (PCE)	40.3	µg/L	1	50.0	<0.355	81	36.7 - 173
Chlorobenzene	48.6	µg/L	1	50.0	<0.363	97	87.9 - 109
1,1,1,2-Tetrachloroethane	49.6	µg/L	1	50.0	<0.338	99	80.5 - 125
Ethylbenzene	46.7	µg/L	1	50.0	<0.350	93	82.4 - 116
m,p-Xylene	93.6	µg/L	1	100	<0.752	94	80 - 119
Bromoform	52.2	µg/L	1	50.0	<0.275	104	75.8 - 132
Styrene	50.6	µg/L	1	50.0	<0.395	101	84.2 - 117
o-Xylene	47.9	µg/L	1	50.0	<0.375	96	82.1 - 119
1,1,2,2-Tetrachloroethane	51.0	µg/L	1	50.0	<0.283	102	69.7 - 124
2-Chlorotoluene	45.5	µg/L	1	50.0	<0.445	91	76.5 - 123
1,2,3-Trichloropropane	46.0	µg/L	1	50.0	<0.430	92	66.3 - 130
Isopropylbenzene	48.0	µg/L	1	50.0	<0.521	96	78.3 - 123
Bromobenzene	46.3	µg/L	1	50.0	<0.494	93	79.9 - 122
n-Propylbenzene	44.0	µg/L	1	50.0	<0.483	88	72.6 - 122
1,3,5-Trimethylbenzene	46.9	µg/L	1	50.0	<0.487	94	69.6 - 127
tert-Butylbenzene	47.7	µg/L	1	50.0	<0.496	95	64 - 129
1,2,4-Trimethylbenzene	47.7	µg/L	1	50.0	<0.532	95	71 - 123
1,4-Dichlorobenzene (para)	47.5	µg/L	1	50.0	<0.413	95	74 - 118
sec-Butylbenzene	45.5	µg/L	1	50.0	<0.449	91	59.8 - 129
1,3-Dichlorobenzene (meta)	49.4	µg/L	1	50.0	<0.451	99	80.2 - 119
p-Isopropyltoluene	46.4	µg/L	1	50.0	<0.450	93	54.8 - 135
4-Chlorotoluene	45.7	µg/L	1	50.0	<0.489	91	78.9 - 124
1,2-Dichlorobenzene (ortho)	50.8	µg/L	1	50.0	<0.438	102	80 - 120
n-Butylbenzene	42.6	µg/L	1	50.0	<0.461	85	51.1 - 136
1,2-Dibromo-3-chloropropane	44.1	µg/L	1	50.0	<0.532	88	38.2 - 151
1,2,3-Trichlorobenzene	71.8	µg/L	1	50.0	<0.288	144	25.4 - 158
1,2,4-Trichlorobenzene	48.4	µg/L	1	50.0	<0.273	97	38.2 - 140
Naphthalene	73.0	µg/L	1	50.0	<0.299	146	33.3 - 152
Hexachlorobutadiene	49.6	µg/L	1	50.0	<0.483	99	49.1 - 134

Percent recovery is based on the spike result. RPD is based on the spike and spike duplicate result.

Param	LCSD Result	Units	Dil.	Spike Amount	Matrix Result	Rec.	Rec. Limit	RPD	RPD Limit
Bromochloromethane	49.0	µg/L	1	50.0	<0.351	98	85.7 - 113	1	20
Dichlorodifluoromethane	31.4	µg/L	1	50.0	<0.306	63	60.3 - 134	5	20
Chloromethane (methyl chloride)	38.9	µg/L	1	50.0	<0.240	78	72 - 120	4	20
Vinyl Chloride	44.5	µg/L	1	50.0	<0.224	89	64.4 - 132	3	20
Bromomethane (methyl bromide)	45.8	µg/L	1	50.0	<0.325	92	65.9 - 133	2	20
Chloroethane	46.3	µg/L	1	50.0	<0.303	93	65.3 - 132	3	20
Trichlorofluoromethane	41.3	µg/L	1	50.0	<0.255	83	52.7 - 159	2	20
Acetone	31.6	µg/L	1	50.0	<1.86	63	10 - 185	2	20
Iodomethane (methyl iodide)	49.2	µg/L	1	50.0	<0.397	98	80.9 - 112	2	20
Carbon Disulfide	44.2	µg/L	1	50.0	<0.354	88	73.7 - 120	1	20
Acrylonitrile	44.2	µg/L	1	50.0	<0.306	88	75.8 - 121	0	20
2-Butanone (MEK)	44.9	µg/L	1	50.0	<0.670	90	43.7 - 117	4	20

continued ...

control spikes continued ...

Param	LCSD Result	Units	Dil.	Spike Amount	Matrix Result	Rec.	Rec. Limit	RPD	RPD Limit
4-Methyl-2-pentanone (MIBK)	47.3	μg/L	1	50.0	<0.463	95	69.3 - 120	4	20
2-Hexanone	40.7	μg/L	1	50.0	<0.303	81	35.6 - 138	2	20
trans 1,4-Dichloro-2-butene	36.5	μg/L	1	50.0	<0.407	73	40 - 128	1	20
1,1-Dichloroethene	45.3	μg/L	1	50.0	<0.326	91	83.4 - 114	2	20
Methylene chloride	34.1	μg/L	1	50.0	<0.375	68	62.6 - 119	3	20
MTBE	46.7	μg/L	1	50.0	<0.352	93	70 - 132	1	20
trans-1,2-Dichloroethene	46.0	μg/L	1	50.0	<0.322	92	83.3 - 114	4	20
1,1-Dichloroethane	43.6	μg/L	1	50.0	<0.324	87	81 - 124	2	20
cis-1,2-Dichloroethene	46.5	μg/L	1	50.0	<0.331	93	83.8 - 115	2	20
2,2-Dichloropropane	29.4	μg/L	1	50.0	<0.440	59	37.9 - 136	4	20
1,2-Dichloroethane (EDC)	40.7	μg/L	1	50.0	<0.327	81	67.8 - 131	0	20
Chloroform	43.6	μg/L	1	50.0	<0.345	87	75.1 - 125	1	20
1,1,1-Trichloroethane	42.7	μg/L	1	50.0	<0.303	85	72.9 - 123	0	20
1,1-Dichloropropene	46.5	μg/L	1	50.0	<0.356	93	85.9 - 119	2	20
Benzene	46.9	μg/L	1	50.0	<0.356	94	83.5 - 115	2	20
Carbon Tetrachloride	43.8	μg/L	1	50.0	<0.342	88	62.7 - 144	1	20
1,2-Dichloropropane	46.1	μg/L	1	50.0	<0.366	92	88.8 - 114	3	20
Trichloroethene (TCE)	48.0	μg/L	1	50.0	<0.434	96	91.3 - 111	2	20
Dibromomethane (methylene bromide)	46.9	μg/L	1	50.0	<0.406	94	84.2 - 118	1	20
Bromodichloromethane	45.0	μg/L	1	50.0	<0.325	90	79.5 - 127	2	20
2-Chloroethyl vinyl ether	47.0	μg/L	1	50.0	<0.366	94	75.1 - 128	3	20
cis-1,3-Dichloropropene	44.8	μg/L	1	50.0	<0.387	90	83.2 - 119	4	20
trans-1,3-Dichloropropene	45.6	μg/L	1	50.0	<0.367	91	77.4 - 126	2	20
Toluene	48.0	μg/L	1	50.0	<0.366	96	82 - 110	2	20
1,1,2-Trichloroethane	46.0	μg/L	1	50.0	<0.397	92	77 - 123	3	20
1,3-Dichloropropane	47.4	μg/L	1	50.0	<0.355	95	81.1 - 124	1	20
Dibromochloromethane	47.8	μg/L	1	50.0	<0.315	96	79 - 129	1	20
1,2-Dibromoethane (EDB)	48.2	μg/L	1	50.0	<0.340	96	78.6 - 126	1	20
Tetrachloroethene (PCE)	39.8	μg/L	1	50.0	<0.355	80	36.7 - 173	1	20
Chlorobenzene	47.9	μg/L	1	50.0	<0.363	96	87.9 - 109	1	20
1,1,1,2-Tetrachloroethane	48.8	μg/L	1	50.0	<0.338	98	80.5 - 125	2	20
Ethylbenzene	45.7	μg/L	1	50.0	<0.350	91	82.4 - 116	2	20
m,p-Xylene	92.3	μg/L	1	100	<0.752	92	80 - 119	1	20
Bromoform	51.3	μg/L	1	50.0	<0.275	103	75.8 - 132	2	20
Styrene	49.9	μg/L	1	50.0	<0.395	100	84.2 - 117	1	20
o-Xylene	46.8	μg/L	1	50.0	<0.375	94	82.1 - 119	2	20
1,1,2,2-Tetrachloroethane	50.2	μg/L	1	50.0	<0.283	100	69.7 - 124	2	20
2-Chlorotoluene	45.0	μg/L	1	50.0	<0.445	90	76.5 - 123	1	20
1,2,3-Trichloropropane	45.8	μg/L	1	50.0	<0.430	92	66.3 - 130	0	20
Isopropylbenzene	47.1	μg/L	1	50.0	<0.521	94	78.3 - 123	2	20
Bromobenzene	46.0	μg/L	1	50.0	<0.494	92	79.9 - 122	1	20
n-Propylbenzene	43.9	μg/L	1	50.0	<0.483	88	72.6 - 122	0	20
1,3,5-Trimethylbenzene	46.7	μg/L	1	50.0	<0.487	93	69.6 - 127	0	20
tert-Butylbenzene	47.4	μg/L	1	50.0	<0.496	95	64 - 129	1	20
1,2,4-Trimethylbenzene	46.8	μg/L	1	50.0	<0.532	94	71 - 123	2	20
1,4-Dichlorobenzene (para)	46.4	μg/L	1	50.0	<0.413	93	74 - 118	2	20
sec-Butylbenzene	45.3	μg/L	1	50.0	<0.449	91	59.8 - 129	0	20
1,3-Dichlorobenzene (meta)	48.4	μg/L	1	50.0	<0.451	97	80.2 - 119	2	20
p-Isopropyltoluene	46.7	μg/L	1	50.0	<0.450	93	54.8 - 135	1	20
4-Chlorotoluene	45.2	μg/L	1	50.0	<0.489	90	78.9 - 124	1	20

continued ...

control spikes continued ...

Param	LCSD Result	Units	Dil.	Spike Amount	Matrix Result	Rec.	Rec. Limit	RPD	RPD Limit
1,2-Dichlorobenzene (ortho)	50.6	μg/L	1	50.0	<0.438	101	80 - 120	0	20
n-Butylbenzene	42.3	μg/L	1	50.0	<0.461	85	51.1 - 136	1	20
1,2-Dibromo-3-chloropropane	45.8	μg/L	1	50.0	<0.532	92	38.2 - 151	4	20
1,2,3-Trichlorobenzene	77.2	μg/L	1	50.0	<0.288	154	25.4 - 158	7	20
1,2,4-Trichlorobenzene	48.6	μg/L	1	50.0	<0.273	97	38.2 - 140	0	20
Naphthalene [1]	76.5	μg/L	1	50.0	<0.299	153	33.3 - 152	5	20
Hexachlorobutadiene	51.9	μg/L	1	50.0	<0.483	104	49.1 - 134	4	20

Percent recovery is based on the spike result. RPD is based on the spike and spike duplicate result.

Surrogate	LCS Result	LCSD Result	Units	Dil.	Spike Amount	LCS Rec.	LCSD Rec.	Rec. Limit
Dibromofluoromethane	45.3	46.3	μg/L	1	50.0	91	93	82.4 - 115
Toluene-d8	48.7	48.7	μg/L	1	50.0	97	97	89.7 - 108
4-Bromofluorobenzene (4-BFB)	47.6	47.2	μg/L	1	50.0	95	94	84.6 - 114

Laboratory Control Spike (LCS-1)

QC Batch: 41298 Date Analyzed: 2007-09-19 Analyzed By: ER
Prep Batch: 35686 QC Preparation: 2007-09-19 Prepared By: ER

Param	LCS Result	Units	Dil.	Spike Amount	Matrix Result	Rec.	Rec. Limit
Chloride	12.5	mg/L	1	12.5	<0.172	100	90 - 110

Percent recovery is based on the spike result. RPD is based on the spike and spike duplicate result.

Param	LCSD Result	Units	Dil.	Spike Amount	Matrix Result	Rec.	Rec. Limit	RPD	RPD Limit
Chloride	12.6	mg/L	1	12.5	<0.172	101	90 - 110	1	20

Percent recovery is based on the spike result. RPD is based on the spike and spike duplicate result.

Laboratory Control Spike (LCS-1)

QC Batch: 41299 Date Analyzed: 2007-09-20 Analyzed By: RM
Prep Batch: 35687 QC Preparation: 2007-09-20 Prepared By: RM

Param	LCS Result	Units	Dil.	Spike Amount	Matrix Result	Rec.	Rec. Limit
TRPHC	7.28	mg/L	1	8.50	<0.158	86	83.5 - 114

Percent recovery is based on the spike result. RPD is based on the spike and spike duplicate result.

Param	LCSD Result	Units	Dil.	Spike Amount	Matrix Result	Rec.	Rec. Limit	RPD	RPD Limit
TRPHC	7.17	mg/L	1	8.50	<0.158	84	83.5 - 114	2	20

Percent recovery is based on the spike result. RPD is based on the spike and spike duplicate result.

[1] LCSD analyte out of range. LCS/LCSD has a RPD within limits. Therfore, LCS shows extraction occured properly.

Matrix Spike (MS-1) Spiked Sample: 136900

QC Batch: 41298 Date Analyzed: 2007-09-19 Analyzed By: ER
Prep Batch: 35686 QC Preparation: 2007-09-19 Prepared By: ER

Param	MS Result	Units	Dil.	Spike Amount	Matrix Result	Rec.	Rec. Limit
Chloride	166	mg/L	5	62.5	72.0809	150	10 - 188

Percent recovery is based on the spike result. RPD is based on the spike and spike duplicate result.

Param	MSD Result	Units	Dil.	Spike Amount	Matrix Result	Rec.	Rec. Limit	RPD	RPD Limit
Chloride	168	mg/L	5	62.5	72.0809	153	10 - 188	1	20

Percent recovery is based on the spike result. RPD is based on the spike and spike duplicate result.

Standard (CCV-1)

QC Batch: 41276 Date Analyzed: 2007-09-19 Analyzed By: JG

Param	Flag	Units	CCVs True Conc.	CCVs Found Conc.	CCVs Percent Recovery	Percent Recovery Limits	Date Analyzed
Bromochloromethane		µg/L	50.0	48.3	97	70 - 130	2007-09-19
Dichlorodifluoromethane	2	µg/L	50.0	33.5	67	70 - 130	2007-09-19
Chloromethane (methyl chloride)		µg/L	50.0	40.6	81	70 - 130	2007-09-19
Vinyl Chloride		µg/L	50.0	46.2	92	80 - 120	2007-09-19
Bromomethane (methyl bromide)		µg/L	50.0	46.8	94	70 - 130	2007-09-19
Chloroethane		µg/L	50.0	46.8	94	70 - 130	2007-09-19
Trichlorofluoromethane		µg/L	50.0	41.9	84	70 - 130	2007-09-19
Acetone	3	µg/L	50.0	31.6	63	70 - 130	2007-09-19
Iodomethane (methyl iodide)		µg/L	50.0	48.9	98	70 - 130	2007-09-19
Carbon Disulfide		µg/L	50.0	44.1	88	70 - 130	2007-09-19
Acrylonitrile		µg/L	50.0	44.3	89	70 - 130	2007-09-19
2-Butanone (MEK)		µg/L	50.0	45.6	91	70 - 130	2007-09-19
4-Methyl-2-pentanone (MIBK)		µg/L	50.0	47.9	96	70 - 130	2007-09-19
2-Hexanone		µg/L	50.0	40.3	81	70 - 130	2007-09-19
trans 1,4-Dichloro-2-butene		µg/L	50.0	35.3	71	70 - 130	2007-09-19
1,1-Dichloroethene		µg/L	50.0	45.6	91	80 - 120	2007-09-19
Methylene chloride	4	µg/L	50.0	34.5	69	70 - 130	2007-09-19
MTBE		µg/L	50.0	45.9	92	70 - 130	2007-09-19
trans-1,2-Dichloroethene		µg/L	50.0	46.2	92	70 - 130	2007-09-19
1,1-Dichloroethane		µg/L	50.0	43.4	87	70 - 130	2007-09-19
cis-1,2-Dichloroethene		µg/L	50.0	46.3	93	70 - 130	2007-09-19
2,2-Dichloropropane	5	µg/L	50.0	30.5	61	70 - 130	2007-09-19
1,2-Dichloroethane (EDC)		µg/L	50.0	39.8	80	70 - 130	2007-09-19

continued ...

[2] Dichlorodifluoromethane outside of control limits on CCV(ICV). CCV(ICV) component average is 90 which is within acceptable range. This is acceptable by Method 8000.

[3] Acetone outside of control limits on CCV(ICV). CCV(ICV) component average is 90 which is within acceptable range. This is acceptable by Method 8000.

[4] Methylene Chloride outside of control limits on CCV(ICV). CCV(ICV) component average is 90 which is within acceptable range. This is acceptable by Method 8000.

[5] 2,2-Dichloropropane outside of control limits on CCV(ICV). CCV(ICV) component average is 90 which is within acceptable range. This is acceptable by Method 8000.

standard continued ...

Param	Flag	Units	CCVs True Conc.	CCVs Found Conc.	CCVs Percent Recovery	Percent Recovery Limits	Date Analyzed
Chloroform		µg/L	50.0	43.0	86	80 - 120	2007-09-19
1,1,1-Trichloroethane		µg/L	50.0	41.6	83	70 - 130	2007-09-19
1,1-Dichloropropene		µg/L	50.0	45.5	91	70 - 130	2007-09-19
Benzene		µg/L	50.0	46.6	93	70 - 130	2007-09-19
Carbon Tetrachloride		µg/L	50.0	42.6	85	70 - 130	2007-09-19
1,2-Dichloropropane		µg/L	50.0	45.8	92	80 - 120	2007-09-19
Trichloroethene (TCE)		µg/L	50.0	48.1	96	70 - 130	2007-09-19
Dibromomethane (methylene bromide)		µg/L	50.0	45.9	92	70 - 130	2007-09-19
Bromodichloromethane		µg/L	50.0	44.4	89	70 - 130	2007-09-19
2-Chloroethyl vinyl ether		µg/L	50.0	46.7	93	70 - 130	2007-09-19
cis-1,3-Dichloropropene		µg/L	50.0	44.7	89	70 - 130	2007-09-19
trans-1,3-Dichloropropene		µg/L	50.0	45.1	90	70 - 130	2007-09-19
Toluene		µg/L	50.0	47.3	95	80 - 120	2007-09-19
1,1,2-Trichloroethane		µg/L	50.0	45.5	91	70 - 130	2007-09-19
1,3-Dichloropropane		µg/L	50.0	46.6	93	70 - 130	2007-09-19
Dibromochloromethane		µg/L	50.0	46.9	94	70 - 130	2007-09-19
1,2-Dibromoethane (EDB)		µg/L	50.0	47.4	95	70 - 130	2007-09-19
Tetrachloroethene (PCE)		µg/L	50.0	39.2	78	70 - 130	2007-09-19
Chlorobenzene		µg/L	50.0	47.1	94	80 - 120	2007-09-19
1,1,1,2-Tetrachloroethane		µg/L	50.0	48.1	96	70 - 130	2007-09-19
Ethylbenzene		µg/L	50.0	45.2	90	80 - 120	2007-09-19
m,p-Xylene		µg/L	100	90.6	91	70 - 130	2007-09-19
Bromoform		µg/L	50.0	49.8	100	70 - 130	2007-09-19
Styrene		µg/L	50.0	49.5	99	70 - 130	2007-09-19
o-Xylene		µg/L	50.0	46.5	93	70 - 130	2007-09-19
1,1,2,2-Tetrachloroethane		µg/L	50.0	49.4	99	70 - 130	2007-09-19
2-Chlorotoluene		µg/L	50.0	44.7	89	70 - 130	2007-09-19
1,2,3-Trichloropropane		µg/L	50.0	45.2	90	70 - 130	2007-09-19
Isopropylbenzene		µg/L	50.0	46.3	93	70 - 130	2007-09-19
Bromobenzene		µg/L	50.0	45.1	90	70 - 130	2007-09-19
n-Propylbenzene		µg/L	50.0	43.1	86	70 - 130	2007-09-19
1,3,5-Trimethylbenzene		µg/L	50.0	45.6	91	70 - 130	2007-09-19
tert-Butylbenzene		µg/L	50.0	46.2	92	70 - 130	2007-09-19
1,2,4-Trimethylbenzene		µg/L	50.0	46.5	93	70 - 130	2007-09-19
1,4-Dichlorobenzene (para)		µg/L	50.0	45.9	92	70 - 130	2007-09-19
sec-Butylbenzene		µg/L	50.0	44.4	89	70 - 130	2007-09-19
1,3-Dichlorobenzene (meta)		µg/L	50.0	47.8	96	70 - 130	2007-09-19
p-Isopropyltoluene		µg/L	50.0	45.6	91	70 - 130	2007-09-19
4-Chlorotoluene		µg/L	50.0	45.0	90	70 - 130	2007-09-19
1,2-Dichlorobenzene (ortho)		µg/L	50.0	49.6	99	70 - 130	2007-09-19
n-Butylbenzene		µg/L	50.0	41.9	84	70 - 130	2007-09-19
1,2-Dibromo-3-chloropropane		µg/L	50.0	41.8	84	70 - 130	2007-09-19
1,2,3-Trichlorobenzene		µg/L	50.0	37.0	74	70 - 130	2007-09-19
1,2,4-Trichlorobenzene		µg/L	50.0	38.4	77	70 - 130	2007-09-19
Naphthalene		µg/L	50.0	43.3	87	70 - 130	2007-09-19
Hexachlorobutadiene		µg/L	50.0	45.5	91	70 - 130	2007-09-19

Standard (ICV-1)

QC Batch: 41298 Date Analyzed: 2007-09-19 Analyzed By: ER

Param	Flag	Units	ICVs True Conc.	ICVs Found Conc.	ICVs Percent Recovery	Percent Recovery Limits	Date Analyzed
Chloride		mg/L	12.5	12.4	99	90 - 110	2007-09-19

Standard (CCV-1)

QC Batch: 41298 Date Analyzed: 2007-09-19 Analyzed By: ER

Param	Flag	Units	CCVs True Conc.	CCVs Found Conc.	CCVs Percent Recovery	Percent Recovery Limits	Date Analyzed
Chloride		mg/L	12.5	12.6	101	90 - 110	2007-09-19

Standard (ICV-1)

QC Batch: 41299 Date Analyzed: 2007-09-20 Analyzed By: RM

Param	Flag	Units	ICVs True Conc.	ICVs Found Conc.	ICVs Percent Recovery	Percent Recovery Limits	Date Analyzed
TRPHC		mg/L	100	98.5	98	80 - 120	2007-09-20

Standard (CCV-1)

QC Batch: 41299 Date Analyzed: 2007-09-20 Analyzed By: RM

Param	Flag	Units	CCVs True Conc.	CCVs Found Conc.	CCVs Percent Recovery	Percent Recovery Limits	Date Analyzed
TRPHC		mg/L	100	101	101	80 - 120	2007-09-20

LAB Order ID # 7091933 Page ____ of ____

TraceAnalysis, Inc.

email: lab@traceanalysis.com

6701 Aberdeen Avenue, Suite 9
Lubbock, Texas 79424
Tel (806) 794-1296
Fax (806) 794-1298
1 (800) 378-1296

5002 Basin Street, Suite A1
Midland, Texas 79703
Tel (432) 689-6301
Fax (432) 689-6313

200 East Sunset Rd., Suite E
El Paso, Texas 79922
Tel (915) 585-3443
Fax (915) 585-4944
1 (888) 588-3443

6015 Harris Pkwy., Suite 110
Ft. Worth, Texas 76132
Tel (817) 201-5260

Company Name: City of Lovington
Phone #: (505) 704-9182
Address: (Street, City, Zip) PO Box 1268 Lovington NM 88260
Fax #: (505) 396-6378
Contact Person: Kurt T Porter
E-mail: kurtporter@valornet.com
Invoice to: (If different from above) Same
Project #: Well 21
Project Name: Well 21
Project Location (including state): Lea Co. NM
Sampler Signature: Kurt Porter

ANALYSIS REQUEST
(Circle or Specify Method No.)

LAB # (LAB USE ONLY)	FIELD CODE	# CONTAINERS	Volume / Amount	MATRIX: WATER	SOIL	AIR	SLUDGE	PRESERVATIVE METHOD: HCl	HNO_3	H_2SO_4	NaOH	ICE	NONE	SAMPLING: DATE	TIME	MTBE 8021B / 602 / 8260B / 624	BTEX 8021B / 602 / 8260B / 624	TPH 418.1 / TX1005 / TX1005 Ext(C35)	TPH 8015 GRO / DRO / TVHC	PAH 8270C / 625	Total Metals Ag As Ba Cd Cr Pb Se Hg 6010B/200.7	TCLP Metals Ag As Ba Cd Cr Pb Se Hg	TCLP Volatiles	TCLP Semi Volatiles	TCLP Pesticides	RCI	GC/MS Vol. 8260B / 624	GC/MS Semi. Vol. 8270C / 625	PCB's 8082 / 608	Pesticides 8081A / 608	BOD, TSS, pH	Moisture Content	Chloride				Turn Around Time if different from standard	Hold
136905	Well 21	6		✓				✓				✓		9/18/07	11:15												X										X	
		1		✓								✓		9/18/07	11:15																	✓					X	

Relinquished by:	Date:	Time:	Received by:	Date:	Time:
Kurt Porter	9/18/07	11:35 am	Ron Cooper	9-18-07	11:35 Am
Relinquished by:	Date:	Time:	Received by:	Date:	Time:
Ron Cooper	9-18-07	2:35 pm			
Relinquished by:	Date:	Time:	Received at Laboratory by:	Date:	Time:
			[illegible]	09/19/07	1435

LAB USE ONLY
Intact Y N
Headspace Y N
Temp 4 °C
Log-in-Review MA
Carrier # Carly

REMARKS: 24 hr.

☐ Dry Weight Basis Required
☐ TRRP Report Required
☐ Check If Special Reporting Limits Are Needed

Submittal of samples constitutes agreement to Terms and Conditions listed on reverse side of C. O. C.

ORIGINAL COPY

LAB Order ID # 1091753 Page ____ of ____

TraceAnalysis, Inc.

email: lab@traceanalysis.com

6701 Aberdeen Avenue, Suite 9
Lubbock, Texas 79424
Tel (806) 794-1296
Fax (806) 794-1298
1 (800) 378-1296

5002 Basin Street, Suite A1
Midland, Texas 79703
Tel (432) 689-6301
Fax (432) 689-6313

200 East Sunset Rd., Suite E
El Paso, Texas 79922
Tel (915) 585-3443
Fax (915) 585-4944
1 (888) 588-3443

6015 Harris Pkwy., Suite 110
Ft. Worth, Texas 76132
Tel (817) 201-5260

Company Name: City of Lovington
Phone #: (505) 704-9182
Address: (Street, City, Zip) PO bx 1268 Lovington NM 88260
Fax #: (505) 396-6328
Contact Person: Kurt Porter
E-mail: Kurtporter@valornet.com
Invoice to: (If different from above) Same
Project #: Well 21
Project Name: Well 21
Project Location (including state): Lea Co. NM
Sampler Signature: Kurt Porter

ANALYSIS REQUEST (Circle or Specify Method No.)

LAB # (LAB USE ONLY)	FIELD CODE	# CONTAINERS	Volume / Amount	MATRIX: WATER	SOIL	AIR	SLUDGE	PRESERVATIVE METHOD: HCl	HNO_3	H_2SO_4	NaOH	ICE	NONE	SAMPLING: DATE	TIME	MTBE 8021B / 602 / 8260B / 624	BTEX 8021B / 602 / 8260B / 624	TPH 418.1 / TX1005 / TX1005 Ext(C35)	TPH 8015 GRO / DRO / TVHC	PAH 8270C / 625	Total Metals Ag As Ba Cd Cr Pb Se Hg 6010B/200.7	TCLP Metals Ag As Ba Cd Cr Pb Se Hg	TCLP Volatiles	TCLP Semi Volatiles	TCLP Pesticides	RCI	GC/MS Vol. 8260B / 624	GC/MS Semi. Vol. 8270C / 625	PCB's 8082 / 608	Pesticides 8081A / 608	BOD, TSS, pH	Moisture Content	Chloride					Turn Around Time if different from standard	Hold
136905	Well 21	6		✓				✓				✓		9/19/07	11:15			X									X											X	
		1		✓								✓		9/19/07	11:15																	✓						X	

Per Kurt 9/19/07

Relinquished by: Kurt Porter Date: 9/19/07 Time: 11:35 AM
Received by: [signature] Date: 9-19-07 Time: 11:35 AM
Relinquished by: Date: 9-18-07 Time: 2:35 PM
Received by: Date: Time:
Time: Received at Laboratory by: [signature] Date: 09/19/07 Time: 1435

Conditions listed on reverse side of C. O. C.

ORIGINAL COPY

LAB USE ONLY
Intact Y / N
Headspace Y / N
Temp 4 °C
Log-in-Review MA
Carrier # Carly 9/20/07

REMARKS:
24 hr. on 4.18.1
Sold Customer about possible higher reporting limits
ok to run per Kurt 9/19/07

☐ Dry Weight Basis Required
☐ TRRP Report Required
☐ Check If Special Reporting Limits Are Needed

e-mail summary 9-20-07

TRACEANALYSIS, INC.

6701 Aberdeen Avenue, Suite 9	Lubbock, Texas 79424	800•378•1296	806•794•1296	FAX 806•794•1298
200 East Sunset Road, Suite E	El Paso, Texas 79922	888•588•3443	915•585•3443	FAX 915•585•4944
5002 Basin Street, Suite A1	Midland, Texas 79703		432•689•6301	FAX 432•689•6313
8808 Camp Bowie Blvd. West, Suite 180	Ft. Worth, Texas 76116		817•201•5260	FAX 817•560•4336

E-Mail: lab@traceanalysis.com

Bill To: **City of Lovington**
P.O. Box 1268
Lovington, NM 88260-1269

Attn: Kurt Porter

Invoice No. 25321

Lab Location: Lubbock
Invoice Date: 2007-09-21
Payment Due: 2007-10-21

Work Order: 7091933
Project Name: Well 21
Project Number: Well 21

Item	Quantity	Matrix	Description	Price	Sub Total
TPH 418.1 (24-Hr. TAT)	1	water	136905	$130.00	$130.00
Volatiles (24-Hr. TAT)	1	water	136905	$500.00	$500.00
Chloride (IC)(24-Hr. TAT)	1	water	136905	$34.00	$34.00

Payment Terms: Net-30

Total $664.00

Dr. Blair Leftwich, Director

STATE OF NEW MEXICO

SYLVIA A. DICKEY—OCD DISTRICT I
FIELD COMPLIANCE OFFICER
UNDERGROUND INJECTION CONTROL
1625 N. FRENCH DR., HOBBS, NM 88240

PHONE:505-393-6161 X112
FAX:505-393-0723 / CELL 505-370-3188
EMAIL:SDICKEY@STATE.NM.US

4/12/2007

Attn:
Wayne Price:

Here are copies of the original charts that Chevron performed in 2006'

There should also be notes in RBDMS reflecting this information.

Thanks.

S.A. Dickey
OCD 1-FCO 1

RECEIVED
APR 16 2007
Oil Conservation Division
1220 S. St. Francis Drive
Santa Fe, NM 87505

MIDNIGHT
1
2
3
4
5
6 A.M.
7
8
9
10
11
NOON
1
2
3
4
5
6 P.M.
7
8
9
10
11
GRAPHIC CONTROLS CORPORATION
BUFFALO, NEW YORK
West Covington #35
BR 2221

Chevron
West Louisiana #35
N.M. Lea County
Tu Bing
Grays
Cass
Surface
Red Flag #5000
Calibrated " Hydole

10/14/06

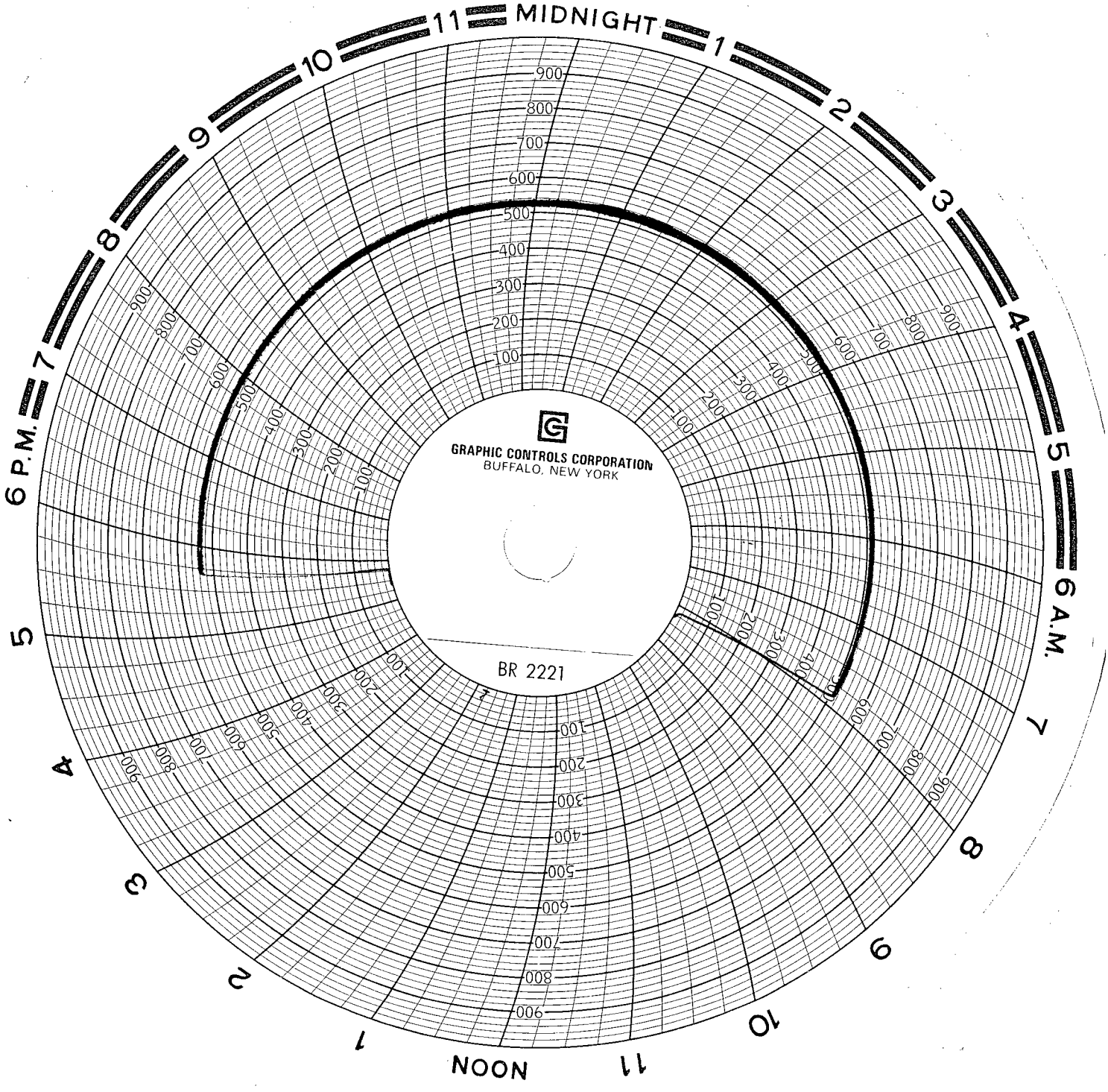
MIDNIGHT
6 A.M.
NOON
6 P.M.
GRAPHIC CONTROLS CORPORATION
BUFFALO, NEW YORK
BR 2221

CHEVRON - WEST LOVINGTON UNIT #33
LEA CO. NM
12-4-06
KEY #412
TYK HOLLOWAY 390240
SEKERO ZAMORANO

TBG. 1750 PSI
SURFACE - 0 PSI
TUBING - 420 PSI
CASING - 0 PSI

1000 # SPRING LAST CALIBRATED 11/11/06

KEY #412

6 A.M.
7
8
9
10
11
NOON
1
2
3
4
5
6 P.M.
7
8
9
10
11
MIDNIGHT
1
2
3
4
5
GRAPHIC CONTROLS CORPORATION
BUFFALO, NEW YORK
BR 2221

CHEVRON. WEST LOVINGTON UNIT #23
LEA Co. NM
12.4.06

KEY #412
SERGIO ZAMORANO
TRK# 0116728.1362407

TB. 1900 PSI
SURFACE 0 PSI
Intmd. 50 PSI
CASING . 0 PSI

1000 # SPRING. LAST CALIBRATED 11/16/06

Key #412

GRAPHIC CONTROLS CORPORATION
BUFFALO, NEW YORK
BR 2221
MIDNIGHT
6 A.M.
NOON
6 P.M.

CHEVRON - WEST LOVINGTON UNIT #3
LEA CO. NM
12-4-06
TRK #0116728 1302407
SERGIO ZAMBRANO
KEY #412
TB. 1850 PSI
SURFACE. 0 PSI
Intmd. 20 PSI
CKMG 0 PSI
1000 # SPRING, LAST CALIBRATED 11/14/06

KEY #412

NOON
1
2
3
4
5
6 P.M.
7
8
9
10
11
MIDNIGHT
1
2
3
4
5
6 A.M.
7
8
9
10
11
BR 2221
GRAPHIC CONTROLS CORPORATION
BUFFALO, NEW YORK

CHEVRON - WEST LOVINGTON UNIT #2
LEA CO. NM
12-4-06
KEY #412
TPX # 0116728-1302407
SERGIO ZAMBIANO

TB: 0 PSI (INACTIVE)
SURFACE: 0 PSI
INTMD: 0 PSI
CASING: 0 PSI
LOOD# SPINNING - LAST CALIBRATED 11/16/06

Key #412 ✓

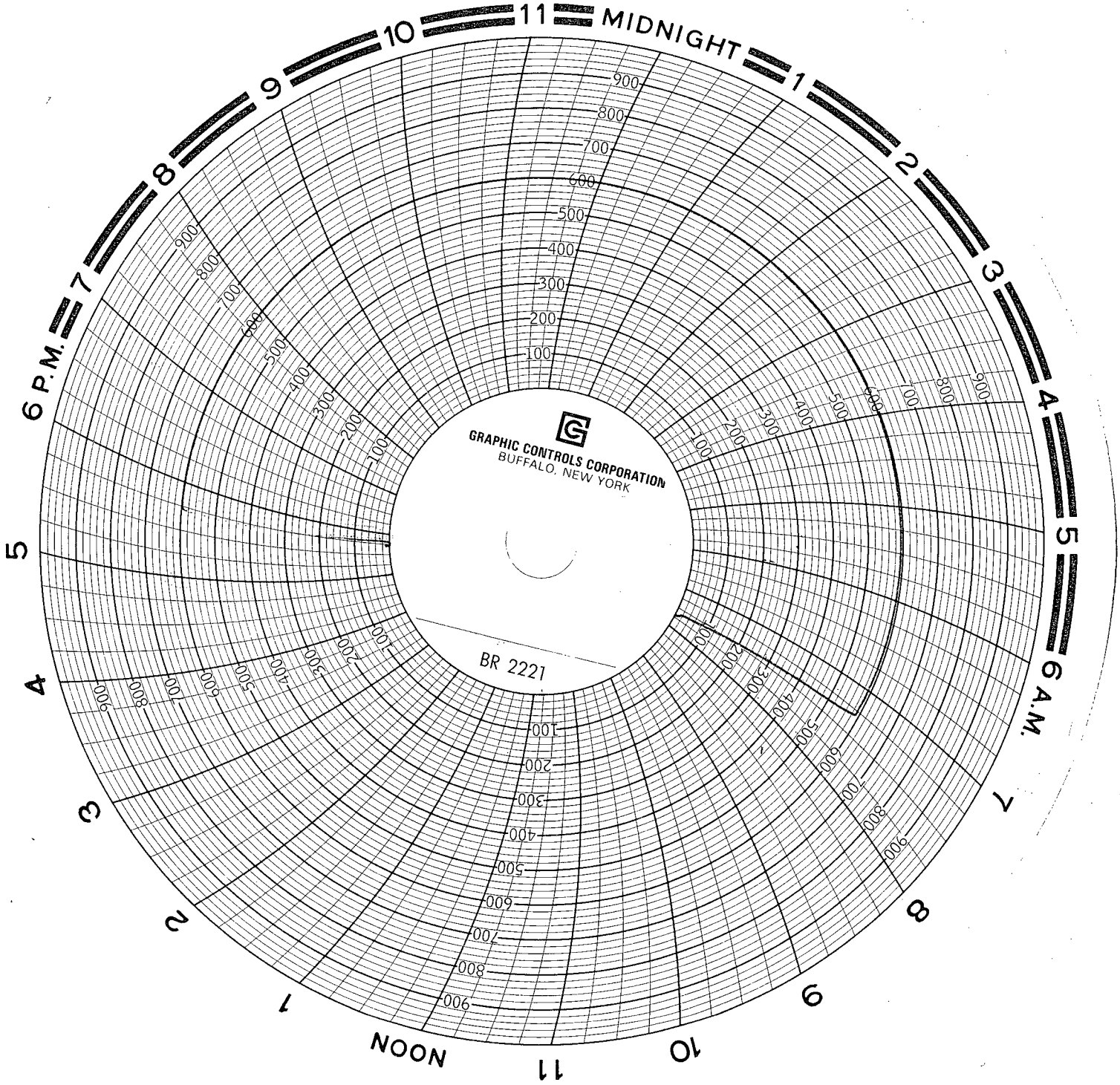
GRAPHIC CONTROLS CORPORATION
BUFFALO, NEW YORK
BR 2221
MIDNIGHT
1
2
3
4
5
6 A.M.
7
8
9
10
11
NOON
1
2
3
4
5
6 P.M.
7
8
9
10
11

CHEVRON. WEST LOVING DEEP UNIT #21
LEA CO. NM
12-4-06
KEY #412
TK#0116728, 0002407
SECOND 24 HOURS
TB. 80 PSI
SURFACE. 0 PSI
INTMD. 5100 PSI
CASING 0 PSI

1800 # SPRING. LAST CALIBRATED 11/11/06

Key #412

MIDNIGHT
1
2
3
4
5
6 A.M.
7
8
9
10
11
NOON
1
2
3
4
5
6 P.M.
7
8
9
10
11
GRAPHIC CONTROLS CORPORATION
BUFFALO, NEW YORK
BR 2221

CHEVRON. WEST LOVINGTON UNIT #45
Lea Co. NM
12-5-06
KEY #412
TRC #0116728 B302407
SERGIO ZAMBRANO
TB. 11000 PSI
SURFACE 100 PSI
Intmd. 100 PSI
CASING BLOW

1000# SPRING. LAST CALIBRATED 11/16/06

KEY #412

GRAPHIC CONTROLS CORPORATION
BUFFALO, NEW YORK
BR 2221
MIDNIGHT
6 A.M.
NOON
6 P.M.

Chevron - West Lovington Unit #11e
Lea Co. NM
124-01e
Key #412
TR# 0116728-1302407
Jerrold Zambrano

TB. No TD 0 PSI (Inactive) TA
Surface. 0 PSI
Intmd. 0 PSI
Casing Blow

1000# Spring. Last Calibrated 11/16/01

Key #412 ✓

6 A.M.
7
8
9
10
11
NOON
1
2
3
4
5
6 P.M.
7
8
9
10
11
MIDNIGHT
1
2
3
4
5
6
BR 2221
GRAPHIC CONTROLS CORPORATION
BUFFALO, NEW YORK

Chesman. West Dunnsdbulunk#24
Leag. Amu
17-11-01
Keyuk#412
Tilk#oilu7T8 -1302407
Section 24mdmmdb
Sulfmg. TS0 1St
Cmsmg. 0 Bbu
10100# Sfmu, Lmst Cmlldrmd illlbu

Keyuk#412

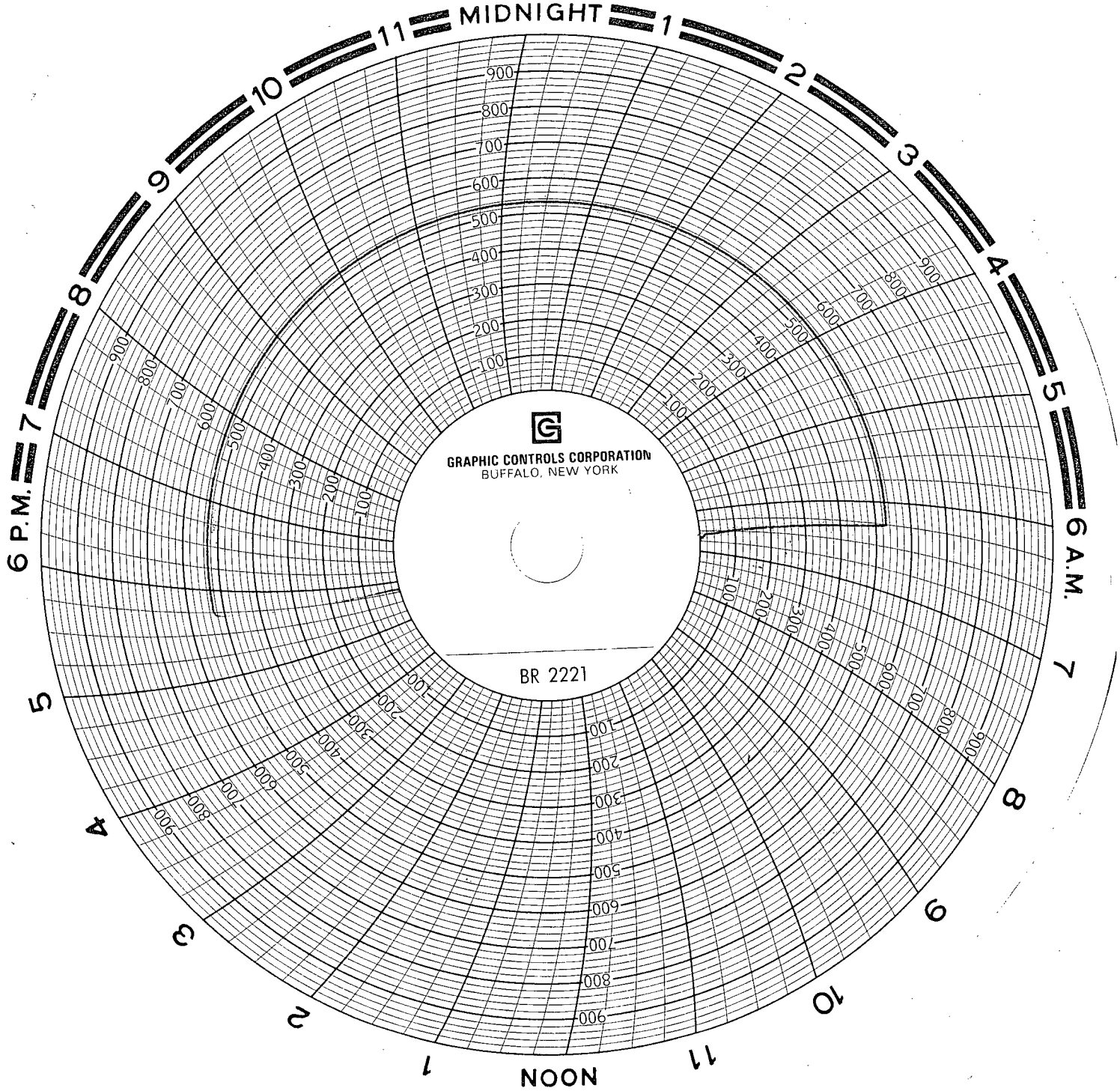
MIDNIGHT
NOON
6 A.M.
6 P.M.
GRAPHIC CONTROLS CORPORATION
BUFFALO, NEW YORK
BR 2221

Chevron. West Lovington Unit #20
Lea Co. NM
12-4-06

Key #412
TK#0105728 B02407
Sergio Zambrano

TB. 1500 PSI
Surface. 0 PSI
Intrmd. Blow
Crimp 0 PSI

1000# Spring Last Calibrated 11/16/06

Key #412

6 A.M.
7
8
9
10
11
NOON
1
2
3
4
5
6 P.M.
7
8
9
10
11
MIDNIGHT
1
2
3
4
5
6
BR 2221
GRAPHIC CONTROLS CORPORATION
BUFFALO, NEW YORK

CHEVRON. WEST LOVINGTON UNIT #216
LEA CO. NM
12-4-06
KAY # 412
TIL # 0116728-1302407
SERGIO ZAMORANO
TB 1750 PSI
SURFACE 0 PSI
INTERM. BLOW
CASING 0 PSI

1000 # SPRING. LAST CALIBRATED 11/16/06

Kay #412

6 A.M.
7
8
9
10
11
NOON
1
2
3
4
5
6 P.M.
7
8
9
10
11
MIDNIGHT
1
2
3
4
5
6
GRAPHIC CONTROLS CORPORATION
BUFFALO, NEW YORK
BR 2221

CHEVRON. WEST LOVINGTON UNIT #161
LEA CO. NM
12-5-06

KEY #412
TRK #011172B 12/02/07
SERGIO ZAMBRANO

TB. 1850 PSI
SURFACE. 0 PSI
Intmd. 0 PSI
CASING BLOW

1000 #SPRING. LAST CALIBRATED 11/16/06

Key #412

GRAPHIC CONTROLS CORPORATION
BUFFALO, NEW YORK
BR 2221
NOON
1
2
3
4
5
6 P.M.
7
8
9
10
11
MIDNIGHT
1
2
3
4
5
6 A.M.
7
8
9
10
11

CHEVRON - WEST LOVINGTON UNIT #516
LEA CO. NM
12-5-06
KEY #482
TRK #01116728 - 13624657
SERGIO ZAMORANO
TB - 1800 PSI
SURFACE - 0 PSI
INTMD. - BLOW
CASING - 500 PSI
1500# SPRING, LAST CALIBRATED 11/14/06

Key #482

NOON
1
2
3
4
5
6 P.M.
7
8
9
10
11
MIDNIGHT
1
2
3
4
5
6 A.M.
7
8
9
10
11
GRAPHIC CONTROLS CORPORATION
BUFFALO, NEW YORK
BR 2221
West Lovington #18

Chevron
West Lovington #18 API
N.M. Lea County
Tubing 1850
Casing -0-
Surface -0-
Key ENERGY #42
* 5900 Elevated API
Gallbanked
Joseph G. Wheeler

GRAPHIC CONTROLS CORPORATION
BUFFALO, NEW YORK
West Lexington #17
BR 2221
NOON
1
2
3
4
5
6 P.M.
7
8
9
10
11
MIDNIGHT
1
2
3
4
5
6 A.M.
7
8
9
10
11

Chevron 12/4/06
West Lovington #17
N.M. Lea County
Tubing 1750
Casing 300
Surface -0-

Key ENERGY 412
#59002
Calibrated 11/27/06
Jesus S. Heredia

NOON
1
2
3
4
5
6 P.M.
7
8
9
10
11
MIDNIGHT
1
2
3
4
5
6 A.M.
7
8
9
10
11
GRAPHIC CONTROLS CORPORATION
BUFFALO, NEW YORK
West Louisiana #14
BR 2221

Chevron
West Lovington #19
N.M. Lea County
Tubing 1750#
Casing 100#
Surface -0-
Key Energy 412
#59002
Calibrated 11/27/06
Juan L. Hendricks

12/4/06

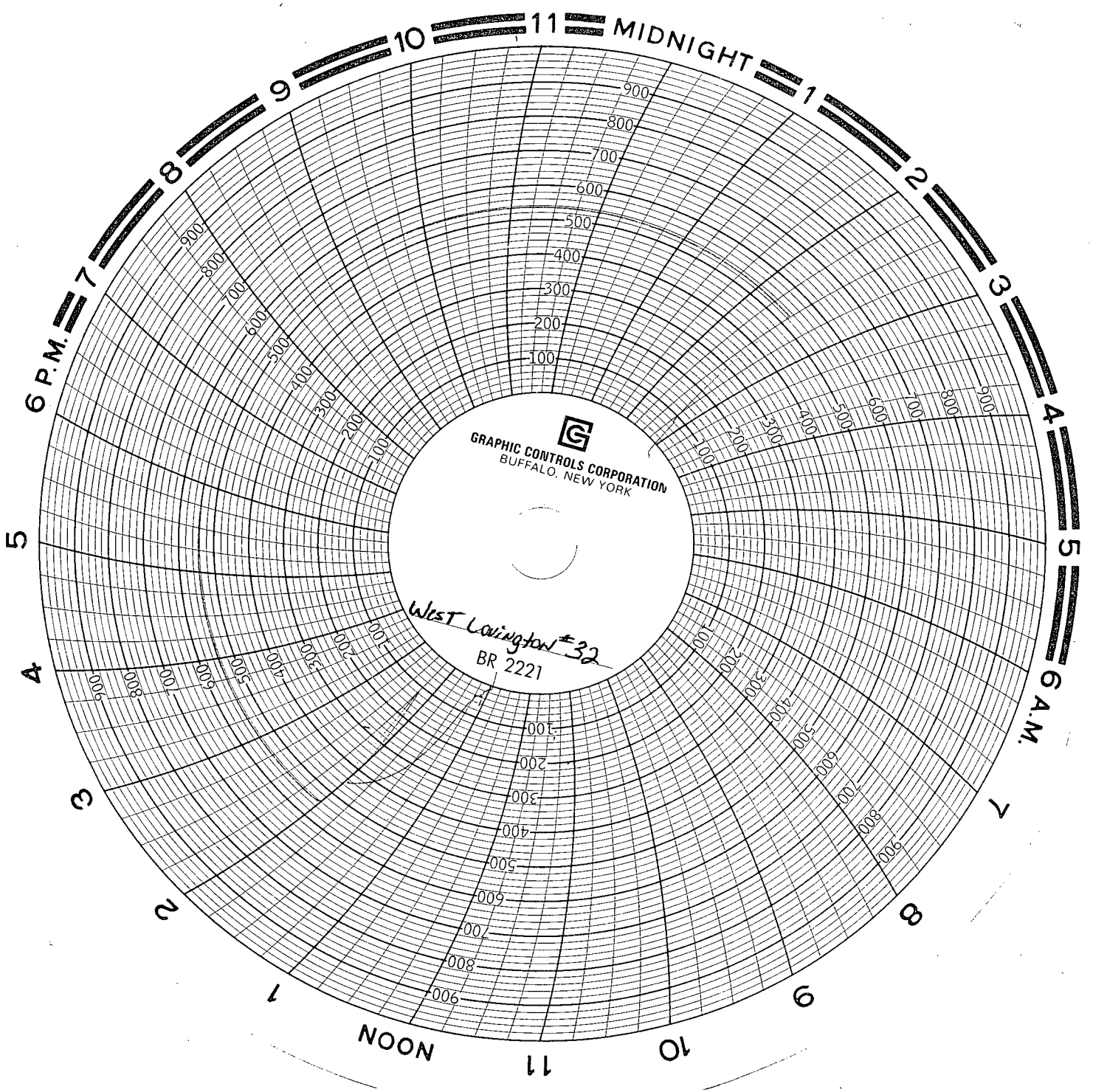
GRAPHIC CONTROLS CORPORATION
BUFFALO, NEW YORK
West Lavington #32
BR 2221
MIDNIGHT
6 A.M.
NOON
6 P.M.

12/4/06

Chevron
West Lovington #32
N.M. Lea County
Tubing 1750
Casing 400
surface -0-
Key ENERGY 4/2
#59002
Calibrated 11/27/06
Jesus L. Heredia

GRAPHIC CONTROLS CORPORATION
BUFFALO, NEW YORK
BR 2221
Lebanon Added #72
6 A.M.
NOON
6 P.M.
MIDNIGHT

Chevron
Lovington Paddock
Unit #77
N.M. Lea County
Tubing 2000#
Casing -0-
Surface -0-
Key Energy 412
#59002
Calibrated 11/27/06
Jesus L. Heredia

11/30/06

6 A.M.
7
8
9
10
11
NOON
1
2
3
4
5
6 P.M.
7
8
9
10
11
MIDNIGHT
1
2
3
4
5
6
BR 2221
GRAPHIC CONTROLS CORPORATION
BUFFALO, NEW YORK

CHEVRON-LOVINGTON PADDOCK Unit # 38
LEA Co. NM
11-29-06
KEY # 412
TYR # 0116728-1302407
SERGIO ZAMBRANO ✓

TB - 0 PSI
SURFACE - 0 PSI
CASING - 0 PSI

1000# SPRING, LAST CALIBRATED 11/16/06

6 A.M.
7
8
9
10
11
NOON
1
2
3
4
5
6 P.M.
7
8
9
10
11
MIDNIGHT
1
2
3
4
5
6
BR 2221
GRAPHIC CONTROLS CORPORATION
BUFFALO, NEW YORK

CHEVRON - LOVINGTON PADDOCK UNIT #149
LEA CO. NM
11. 29. 06
KEY # 4412
TVD # 0116728 / 1302407
STEVGAS 24 MEDIA VD
TD - 1900 PSI
SURFACE 0 PSI
INTERMEDIATE 0 PSI
CASING
BLOW

LOOS # STRING. LAST CALIBRATED 11/16/06

Sg 2 Key #412

GRAPHIC CONTROLS CORPORATION
BUFFALO, NEW YORK
BR 2221
NOON
1
2
3
4
5
6 P.M.
7
8
9
10
11
MIDNIGHT
1
2
3
4
5
6 A.M.
7
8
9
10
11

CHEVRON. LAWRENCE PADDOCK Unit #58
Lea Co. NM
11.29.06

Key #4R
TK # 0116729 · 1362407
Sergio Zamora ✓

TB - 2000 PSI
Surface 0 PSI
Intermediate 0 PSI
CASING BLOWS

LOOKING LAST CALIBRATED 11/16/06

SS Key #4R

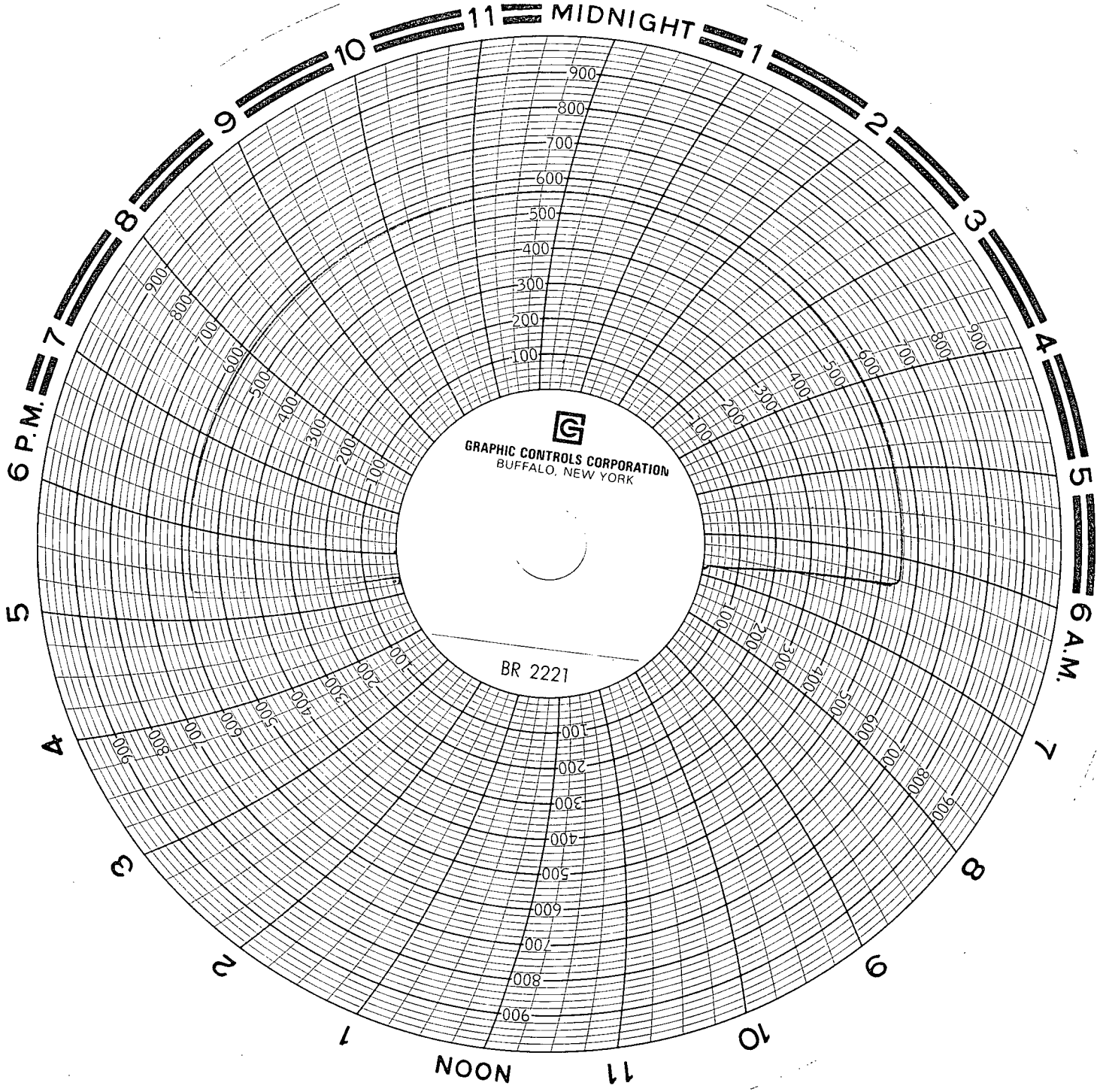
MIDNIGHT
1
2
3
4
5
6 A.M.
7
8
9
10
11
NOON
1
2
3
4
5
6 P.M.
7
8
9
10
11
GRAPHIC CONTROLS CORPORATION
BUFFALO, NEW YORK
BR 2221

CHEVRON - LOVINGTON PADDOCK UNIT #162 (IA)
LEA CO. NM
12-2-06

KEY #412
TYK # 0116728 - 1302407
SERGIO ZAMBRANO

TB. WD TUBING (INACTIVE)
SURFACE. 0 PSI
Intmd. 0 PSI
CASING BLOW

WELL SPING. LAST CALIBRATED 11/16/06

Key #412 ✓

6 A.M.
7
8
9
10
11
NOON
1
2
3
4
5
6 P.M.
7
8
9
10
11
MIDNIGHT
1
2
3
4
5
GRAPHIC CONTROLS CORPORATION
BUFFALO, NEW YORK
BR 2221

CHEVRON. LOVINGTON PADDOCK UNIT # 28
LEA CO. NM
12-2-06
KEY #412
TIK # 0116728-1302407
SERGIO ZAMBRANO
TB. 2000 PSI
SURFACE 0 PSI
CASING 0 PSI
1000# SPRING. LAST CALIBRATED 11/16/06

Key #412

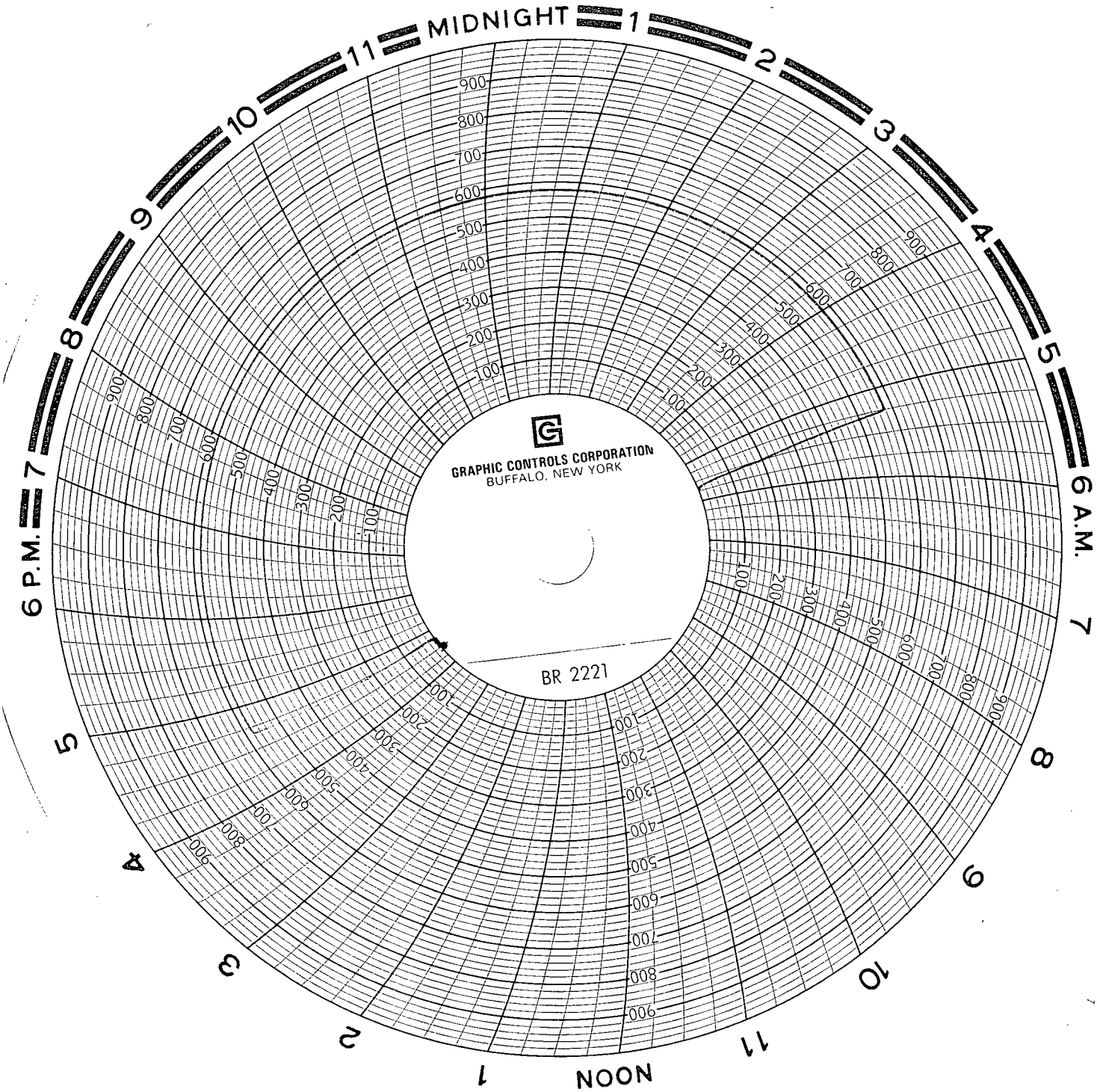
MIDNIGHT
1
2
3
4
5
6 A.M.
7
8
9
10
11
NOON
1
2
3
4
5
6 P.M.
7
8
9
10
11
GRAPHIC CONTROLS CORPORATION
BUFFALO, NEW YORK
BR 2221

Cliffhanger. Lovington Parker Unit #22
Lea Co. NM
12-2-06

Key #412
TPW#0116728 1302407
Sergio Zambrano

TB. 1950 PSI
Surface. 0 PSI
Casing 0 PSI

1000 # Spring, Last Calibrated 11/16/06

Key #412

NOON
1
2
3
4
5
6 P.M.
7
8
9
10
11
MIDNIGHT
1
2
3
4
5
6 A.M.
7
8
9
10
11
BR 2221
GRAPHIC CONTROLS CORPORATION
BUFFALO, NEW YORK

Lucas G. Alm
12-1-92
Key West
Tel. 1800 Post
Surface
Checks - 0 Post

Lucas Grine, Last Chance Mill Lake

Leg West

GRAPHIC CONTROLS CORPORATION
BUFFALO, NEW YORK
BR 2221
6 P.M.
7
8
9
10
11
MIDNIGHT
1
2
3
4
5
6 A.M.
7
8
9
10
11
NOON
1
2
3
4
5

CHEVRON. LOUISIANA PRODUCTION #9
LEA CO. NM
12.1.06
KEY #412
TRC #0116728.1307407
SERGIO ZAMBRANO
TB. HOOPER
SURFACE. DBE
INTERM. BLUE
CASING. BLUE
100 N SPRING. LAS CRUCES. NEW MEXICO

KEY #412

NOON
1
2
3
4
5
6 P.M.
7
8
9
10
11
MIDNIGHT
1
2
3
4
5
6 A.M.
7
8
9
10
11
BR 2221
GRAPHIC CONTROLS CORPORATION
BUFFALO, NEW YORK

Customer Loan Number Pandale Unit #5

12-1-06 Lee G. NW

Test #full

Title #Ville 7Ue. 135240

Service Zamudwalo

Xfe. 2000 Test

Surface. 0 Test

Tested Blow

Casing

1000 # Sft inc, Last Calculated Illue Loe

Test #ult

NOON
1
2
3
4
5
6 P.M.
7
8
9
10
11
MIDNIGHT
1
2
3
4
5
6 A.M.
7
8
9
10
11
BR 2221
GRAPHIC CONTROLS CORPORATION
BUFFALO, NEW YORK

CHEVRON. LOVINGTON PADDOCK UNIT #12
LEA CO. NM
12-1-OLL
KEY #412
TRK #011772B. 13024107
STERLING ZAMORANO
TB. 2000 PSI
SURFACE. 0 PSI
INTERM. 0 PSI
CASING 0 PSI
1000 # SPRING. LAST CALIBRATED 11/11/12

KEY #412

NOON
1
2
3
4
5
6 P.M.
7
8
9
10
11
MIDNIGHT
1
2
3
4
5
6 A.M.
7
8
9
10
11
BR 2221
GRAPHIC CONTROLS CORPORATION
BUFFALO, NEW YORK

CHEVRON - LOVINGTON PADDOCK UNIT #23
LEA CO. NM
12-1-06

KEY #418
TYK# 0116728 - 1302407
SERGIO ZAMBRANO

TB - 1900 PSI
INTERC. 0 PSI
CASING BLOW

LOCO # SPRING - LAST CALIBRATED

8-30 Key

NOON
1
2
3
4
5
6 P.M.
7
8
9
10
11
MIDNIGHT
1
2
3
4
5
6 A.M.
7
8
9
10
11
BR 2221
GRAPHIC CONTROLS CORPORATION
BUFFALO, NEW YORK

CHEVRON · LOVINGTON PADDOCK #24
LEA CO NM
12-1-06

KEY #412
TYKA-0116728B-1302407
SERGIO ZAMBRANO

TB. 1900 PSI
SURFACE 0 PSI
CASING 0 PSI

HOOK SPRING, LAST CALIBRATED 11/16/06

Key #412

NOON
1
2
3
4
5
6 P.M.
7
8
9
10
11
MIDNIGHT
1
2
3
4
5
6 A.M.
7
8
9
10
11
BR 2221
GRAPHIC CONTROLS CORPORATION
BUFFALO, NEW YORK

CHEVRON - LOVINGTON PADDOCK Unit #25
LEA Co. NM
12-1-06
KEY #412
TK # OMC723.B02407
SERGIO ZAMORANO

TB. 2000 PSI
SURFACE - 0 PSI
CASING - 0 PSI

1000 # CASING, LAST CALIBRATED 11/16/06

Key #412

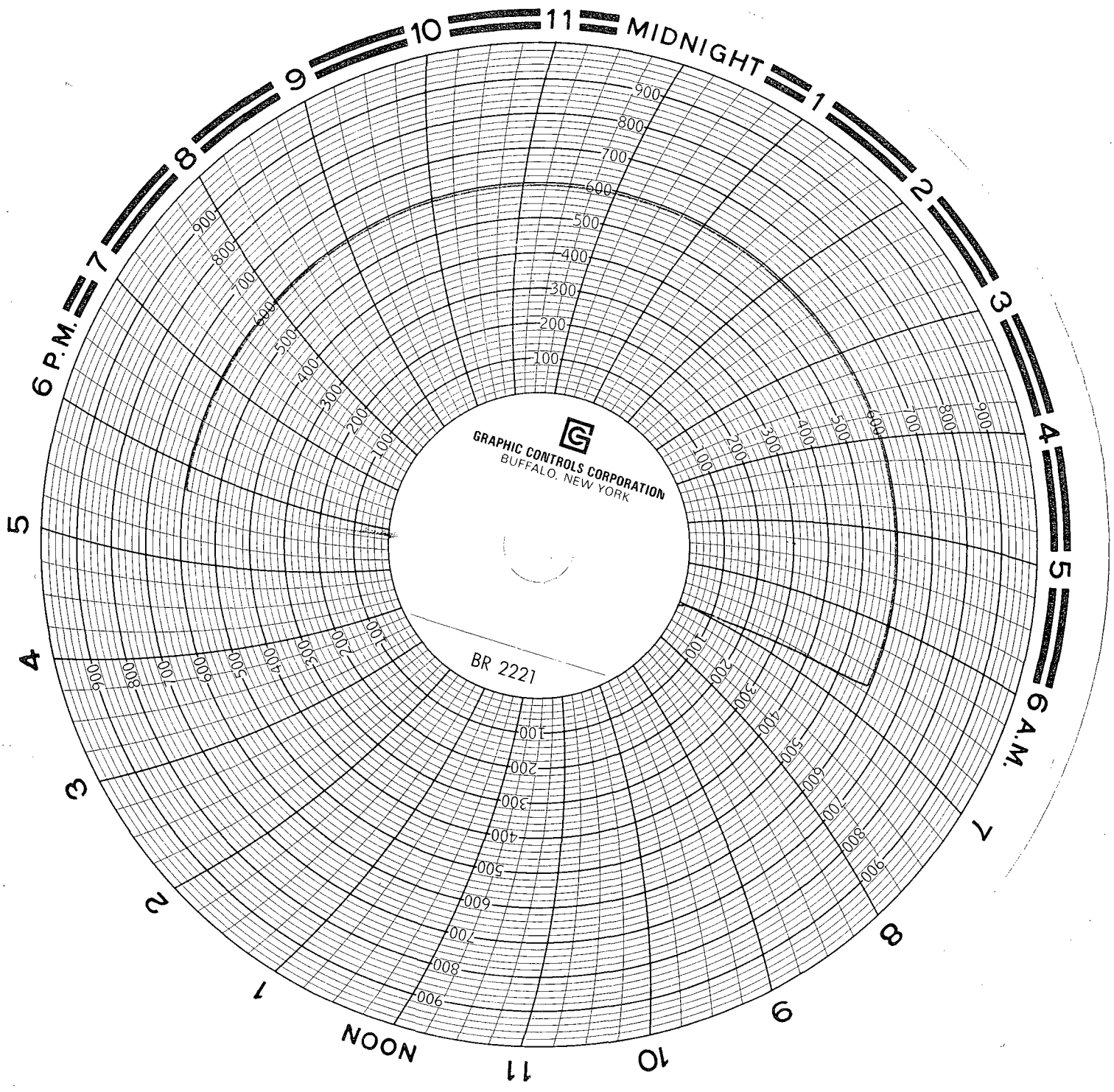
GRAPHIC CONTROLS CORPORATION
BUFFALO, NEW YORK
BR 2221
MIDNIGHT
6 A.M.
NOON
6 P.M.

LOCATION - LANCASTER PAGOSA UNIT # 26
LEA CO. NM
12-1-06

KEY # 412
TRV # 01146728 - 13062467
SERIAL 2000 PAGOSA

TB - 2000 PSI
SURFACE - 0 PSI
CHOKE - 0 PSI

ISSUE # SPRING, LAST CALIBRATED 11/11/06

Key #412 ✓

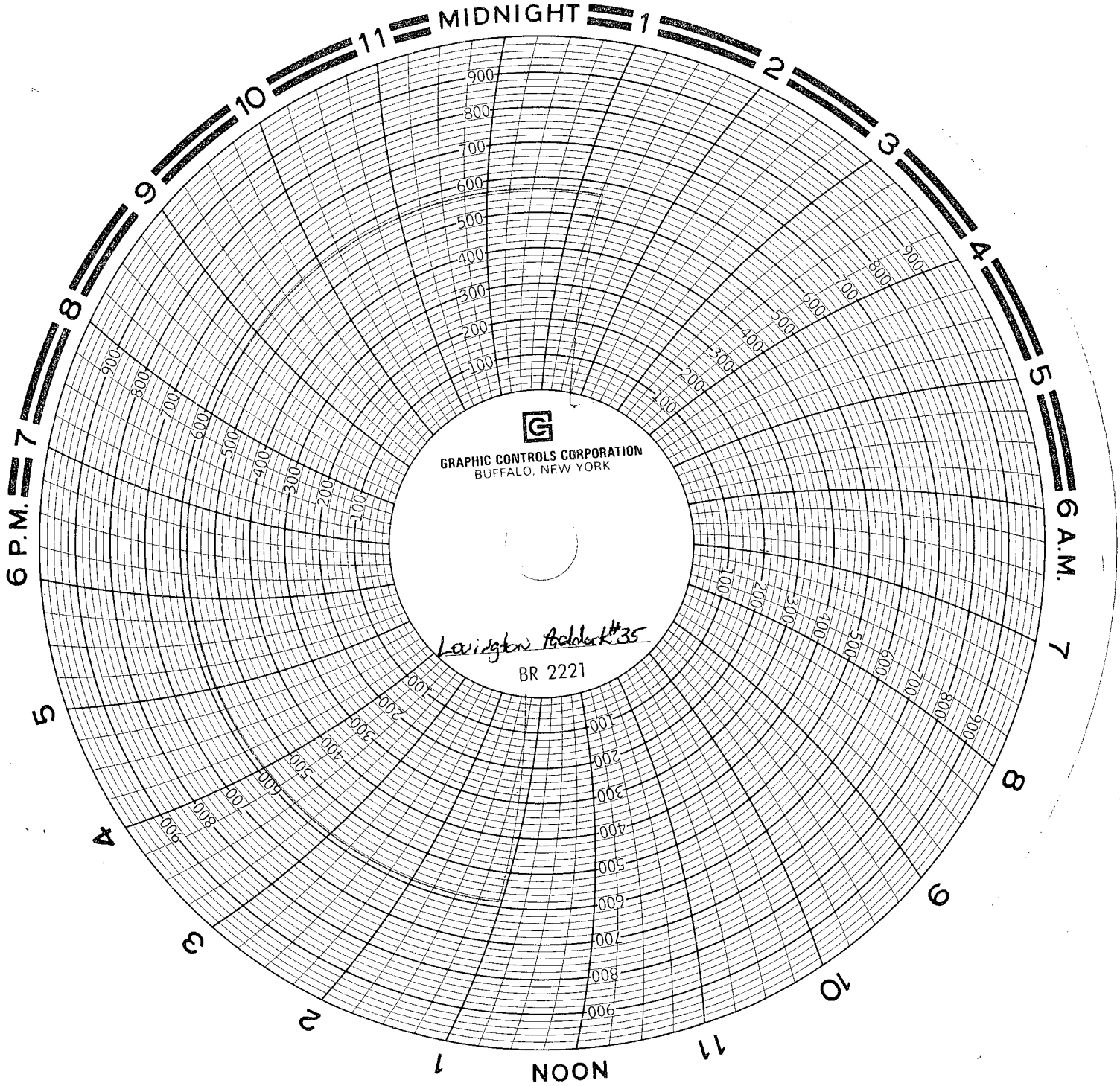
MIDNIGHT
NOON
6 A.M.
6 P.M.
GRAPHIC CONTROLS CORPORATION
BUFFALO, NEW YORK
Lexington Paddock #35
BR 2221

Chevron
Lovington Paddock
Unit #35
N.M. Lea County
Tubing 1900#
Casing 300#
Surface -0-
Key ENERGY 4/2
#59002
Calibrated 11/27/06
Jesus L. Heredia

12/1/06

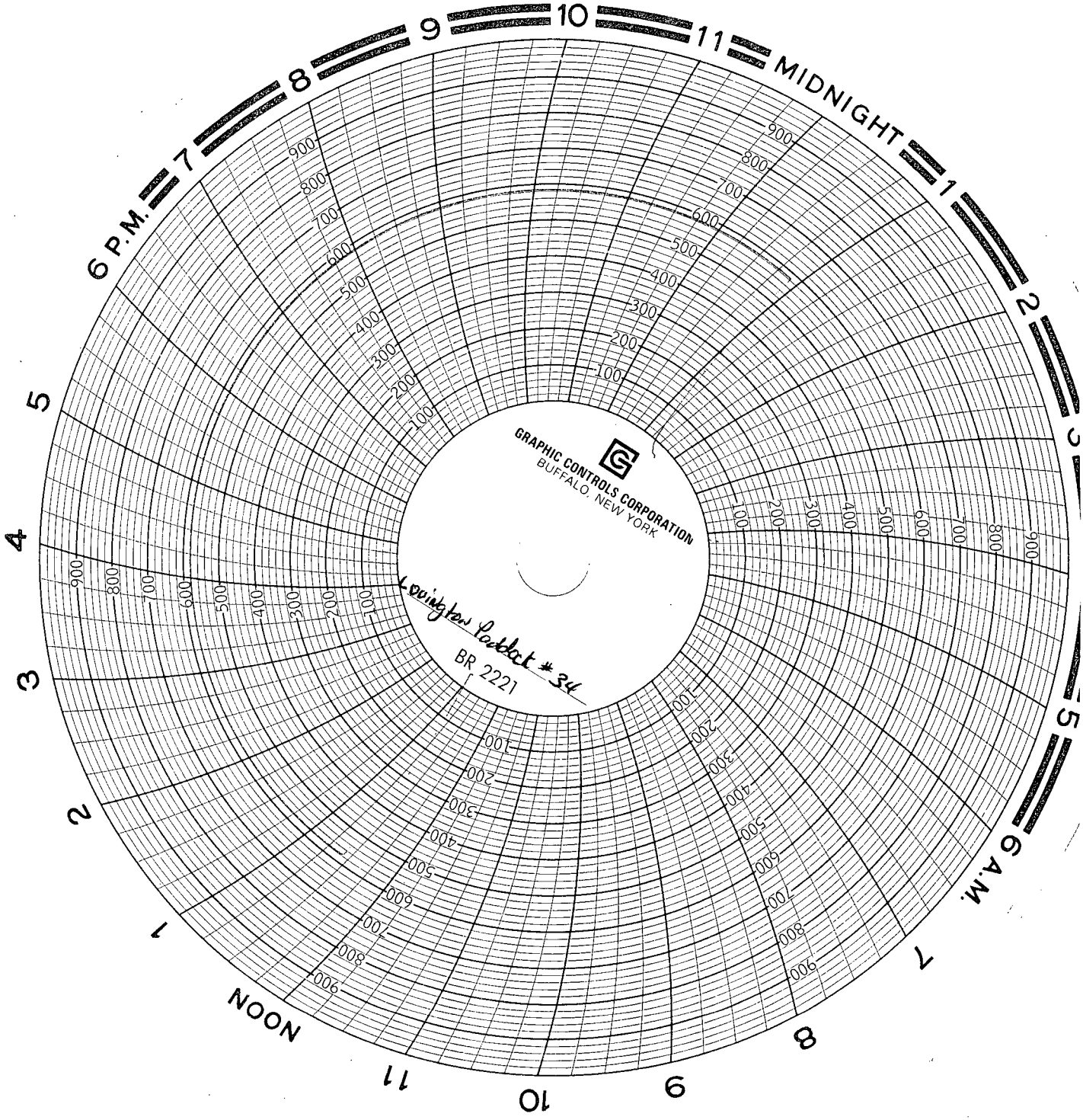
GRAPHIC CONTROLS CORPORATION
BUFFALO, NEW YORK
Covington Podbat #34
BR 2221
6 P.M.
7
8
9
10
11
MIDNIGHT
1
2
3
4
5
6 A.M.
7
8
9
10
11
NOON
1
2
3
4
5

Chevron 12/1/06
Lovington Paddock
Unit #34
N.M. Lea County
Tubing 185D#
Casing -0-
Surface -0-
Key ENERGY 412
#59002
Calibrated 11/27/06
Jesus L. Acredia

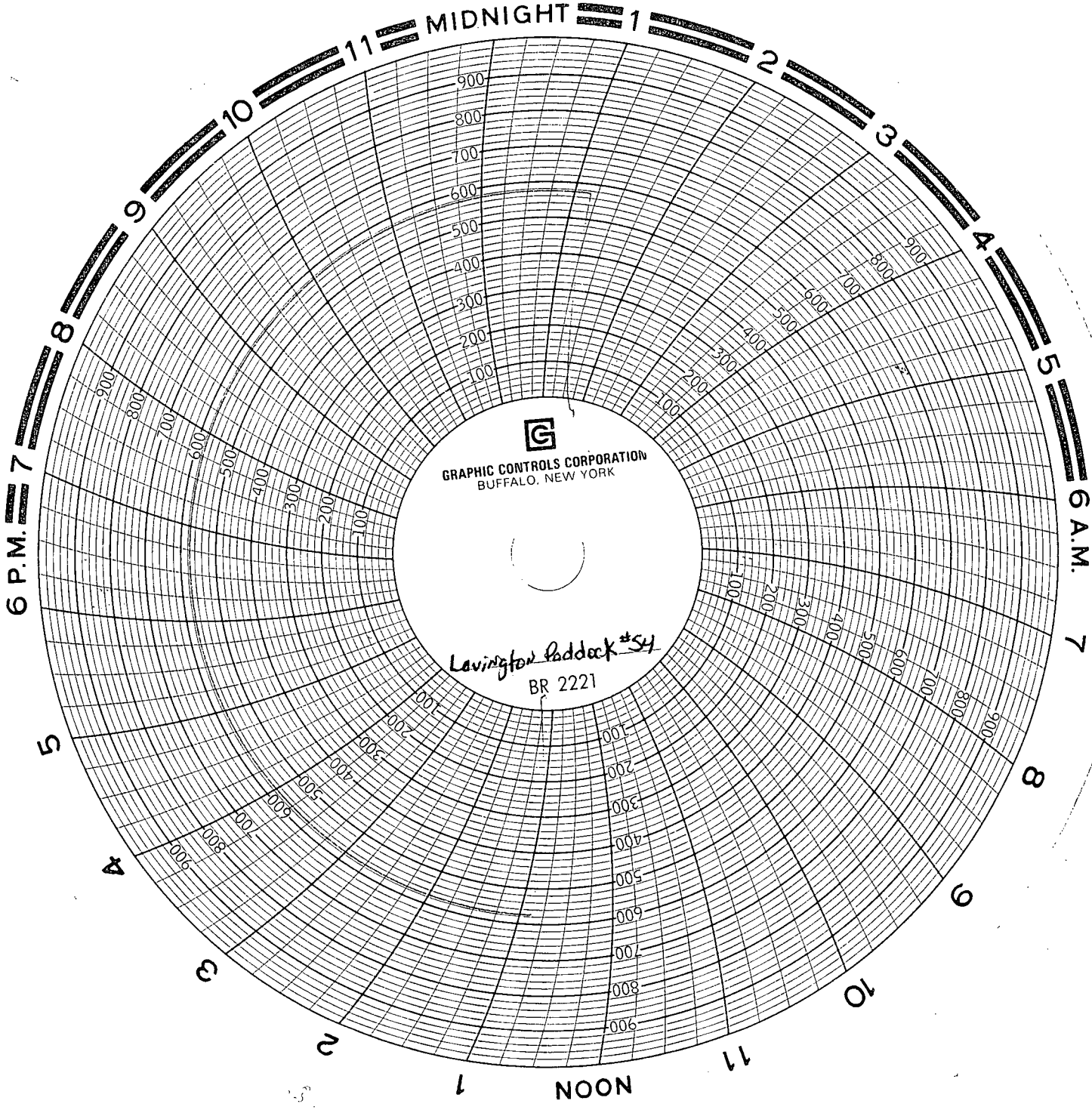
MIDNIGHT
NOON
6 A.M.
6 P.M.
GRAPHIC CONTROLS CORPORATION
BUFFALO, NEW YORK
Lavington Paddock #54
BR 2221

12/1/06

Chevron
Lovington Paddock
Unit # 54
N.M. Lea County
Tubing 1900
Casing -0-
Surface -0-
Key ENERGY 412
#59002
Calibrated 11/27/06
Jesus L. Heredia

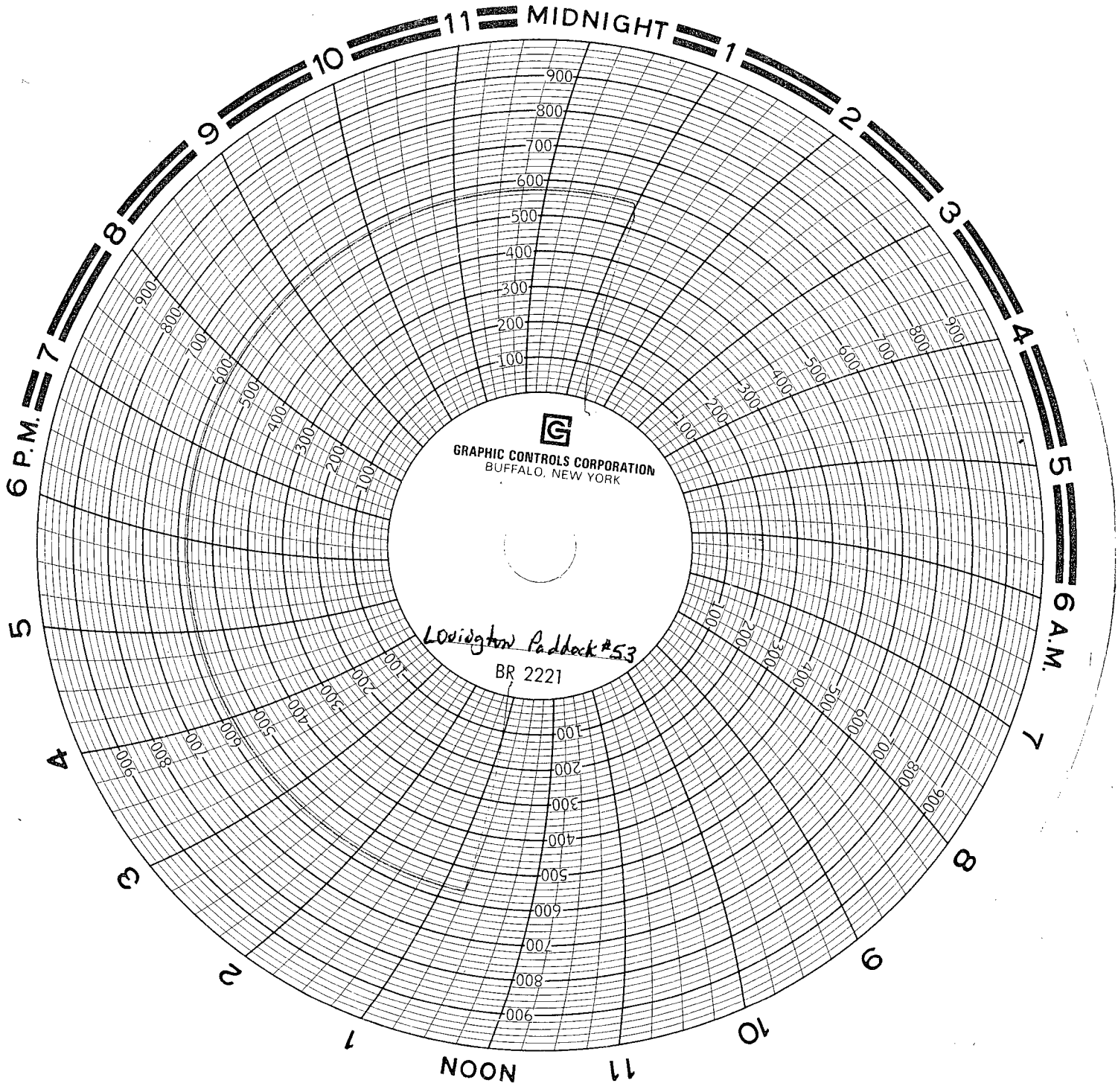
MIDNIGHT
NOON
6 A.M.
6 P.M.
GRAPHIC CONTROLS CORPORATION
BUFFALO, NEW YORK
Lovington Paddock #53
BR 2221

Chevron
Lovington Paddock
Unit # 53
N.M. Lea County
Tubing 1900#
Casing 350#
Surface -0-
Key ENERGY #12
#5602
Calibrated 11/27/06
James L. Heredia

12/1/06

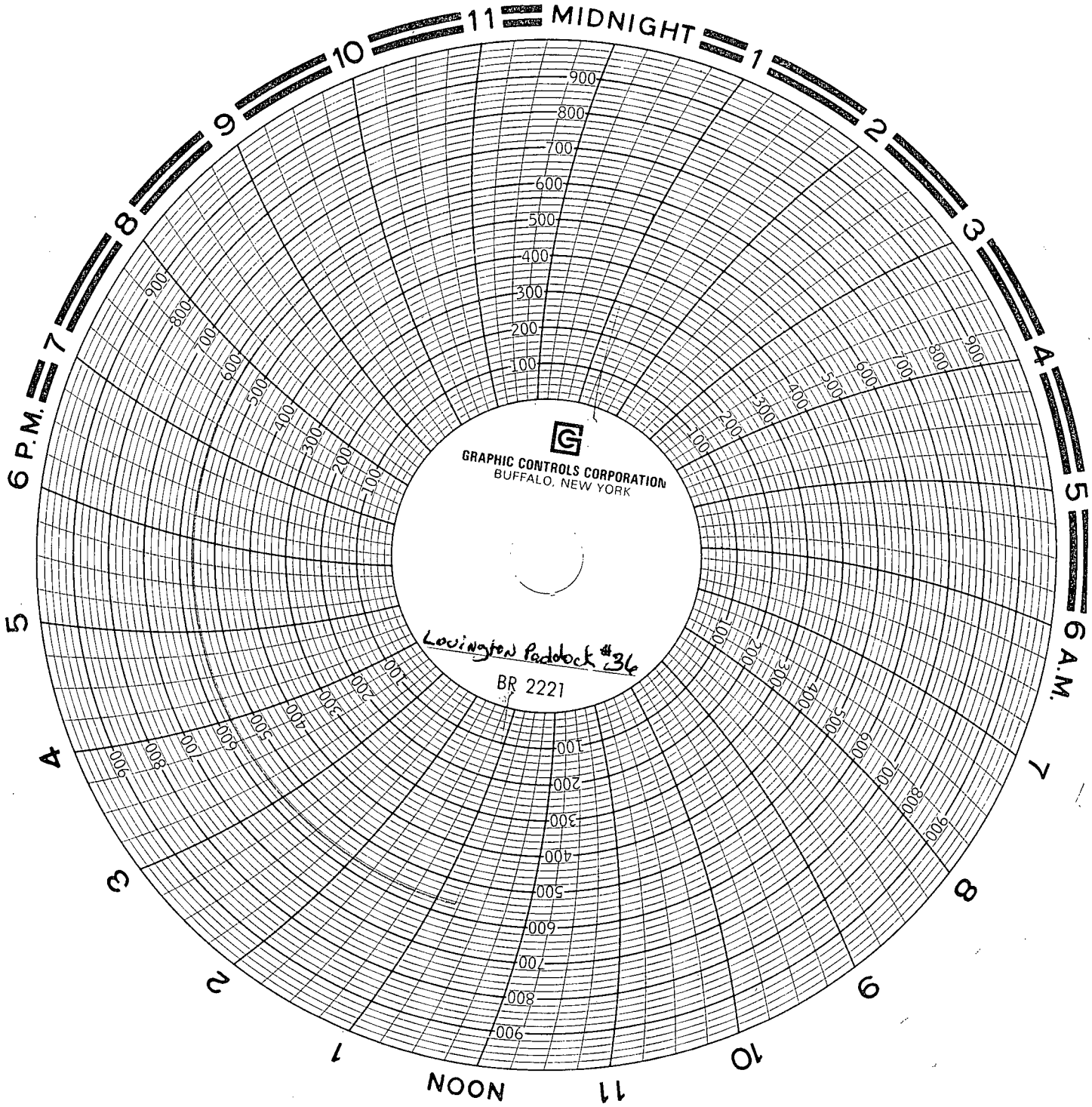
MIDNIGHT
NOON
6 A.M.
6 P.M.
GRAPHIC CONTROLS CORPORATION
BUFFALO, NEW YORK
Lovington Paddock #36
BR 2221

12/1/06

Chevron
Lovington Paddock
Unit # 31e
N.M. Lea County
Tubing 1850#
Casing -0-
Surface 100#
Key ENERGY
#59002
Calibrated 11/27/06
Jesus L. Heredia

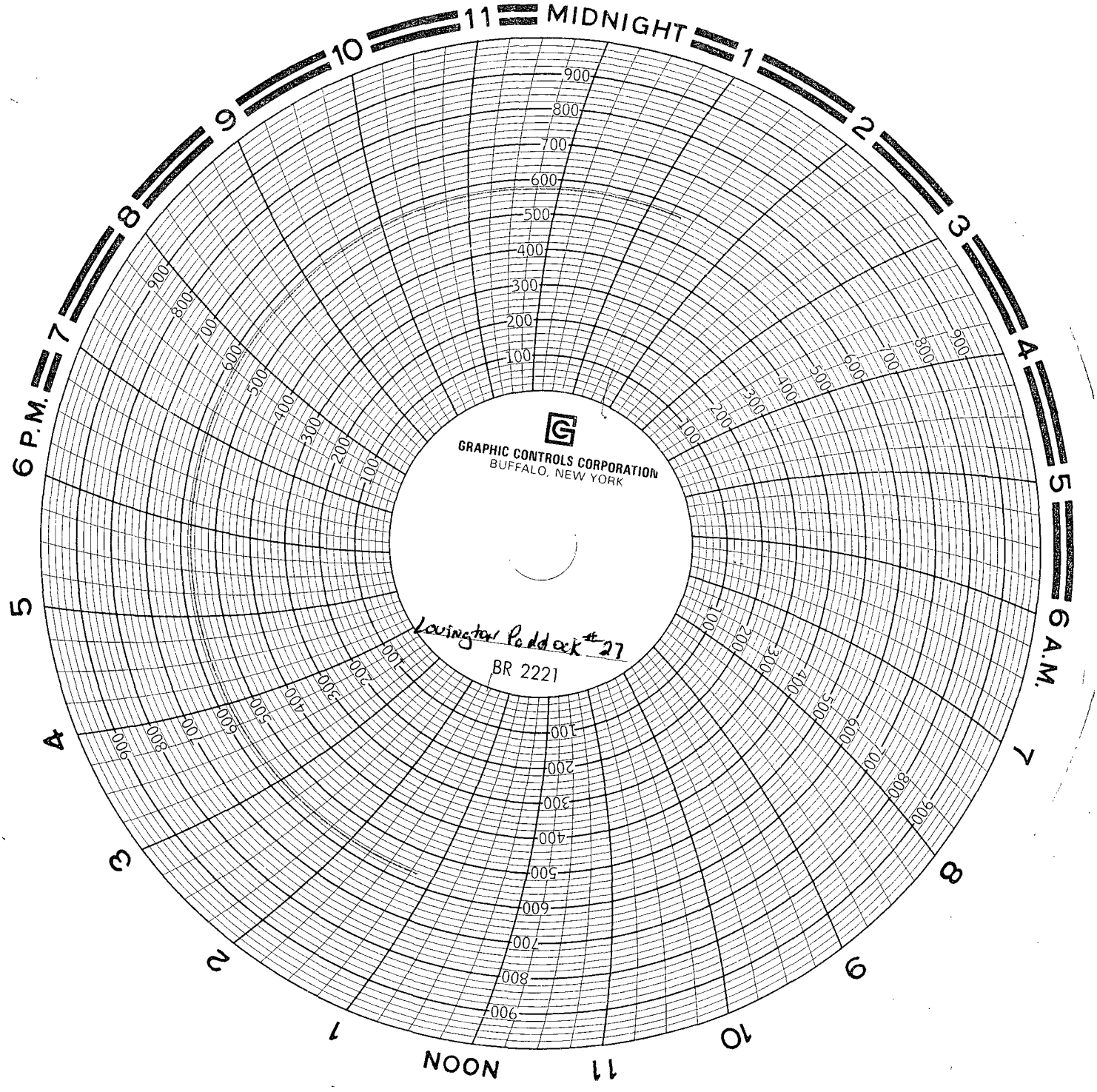
MIDNIGHT
1
2
3
4
5
6 A.M.
7
8
9
10
11
NOON
1
2
3
4
5
6 P.M.
7
8
9
10
11
GRAPHIC CONTROLS CORPORATION
BUFFALO, NEW YORK
Lexington Paddock #27
BR 2221

12/1/06

Chevron
Lovington Paddock
Unit #27
N.M. Lea County
Tubing 1900#
Casing -0-
Surface -0-
Key Energy 412
#59002
Calibrated 11/27/06
Jesus L. Heredia

6 A.M.
7
8
9
10
11
NOON
1
2
3
4
5
6 P.M.
7
8
9
10
11
MIDNIGHT
1
2
3
4
5
GRAPHIC CONTROLS CORPORATION
BUFFALO, NEW YORK
Low Water Feedwater
BR 2221

Chevron 11/27/06
Lovington Paddock
Unit #5
N.M. Lea County
Tubing 1900
Casing -0-
Surface -0-
Key Energy 4/2
#59002
Calibrated 11/27/06
Jesus L. Heledia

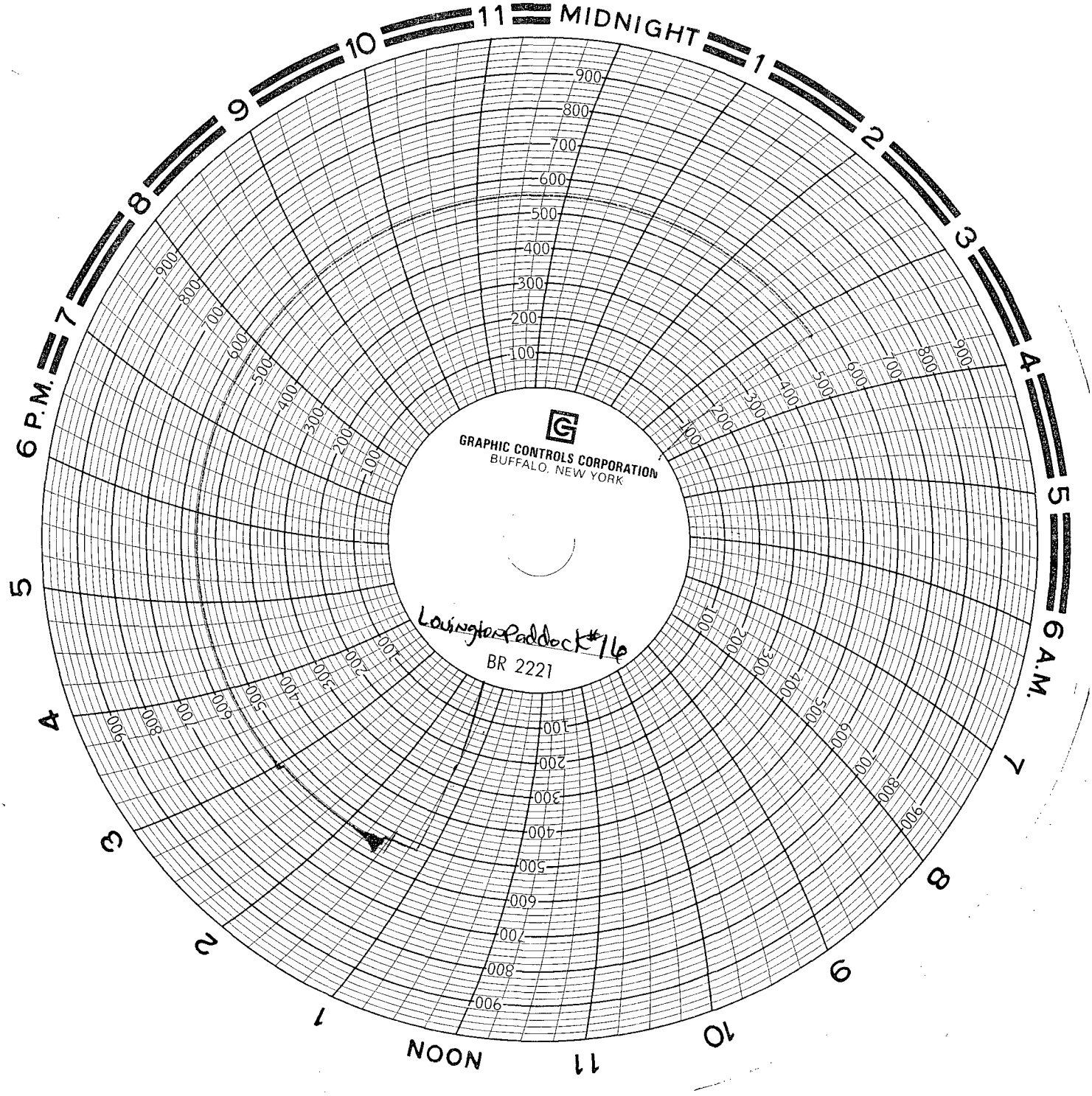
MIDNIGHT
1
2
3
4
5
6 A.M.
7
8
9
10
11
NOON
1
2
3
4
5
6 P.M.
7
8
9
10
11
GRAPHIC CONTROLS CORPORATION
BUFFALO, NEW YORK
Lovington Paddock #16
BR 2221

11/27/06

CHEVRON
Lovington Paddock
Unit # 16
N.M. Lea County
tubing 1800#
CASING 200#
Surface -0-
Key ENERGY 412
59002
Calibrated 11/27/06
Jesus Heredia

GRAPHIC CONTROLS CORPORATION
BUFFALO, NEW YORK
Lovington Paddock #19
BR 2221
MIDNIGHT
6 A.M.
NOON
6 P.M.

Preapon
Lounging Paddock
Unit# 19
N.M. Lea County
Holding Pooling
Casing - D-
Surface - 0-

11/27/06

Key Energy #12
#5903 11/27/06
Calibrated
Pumper Thunder

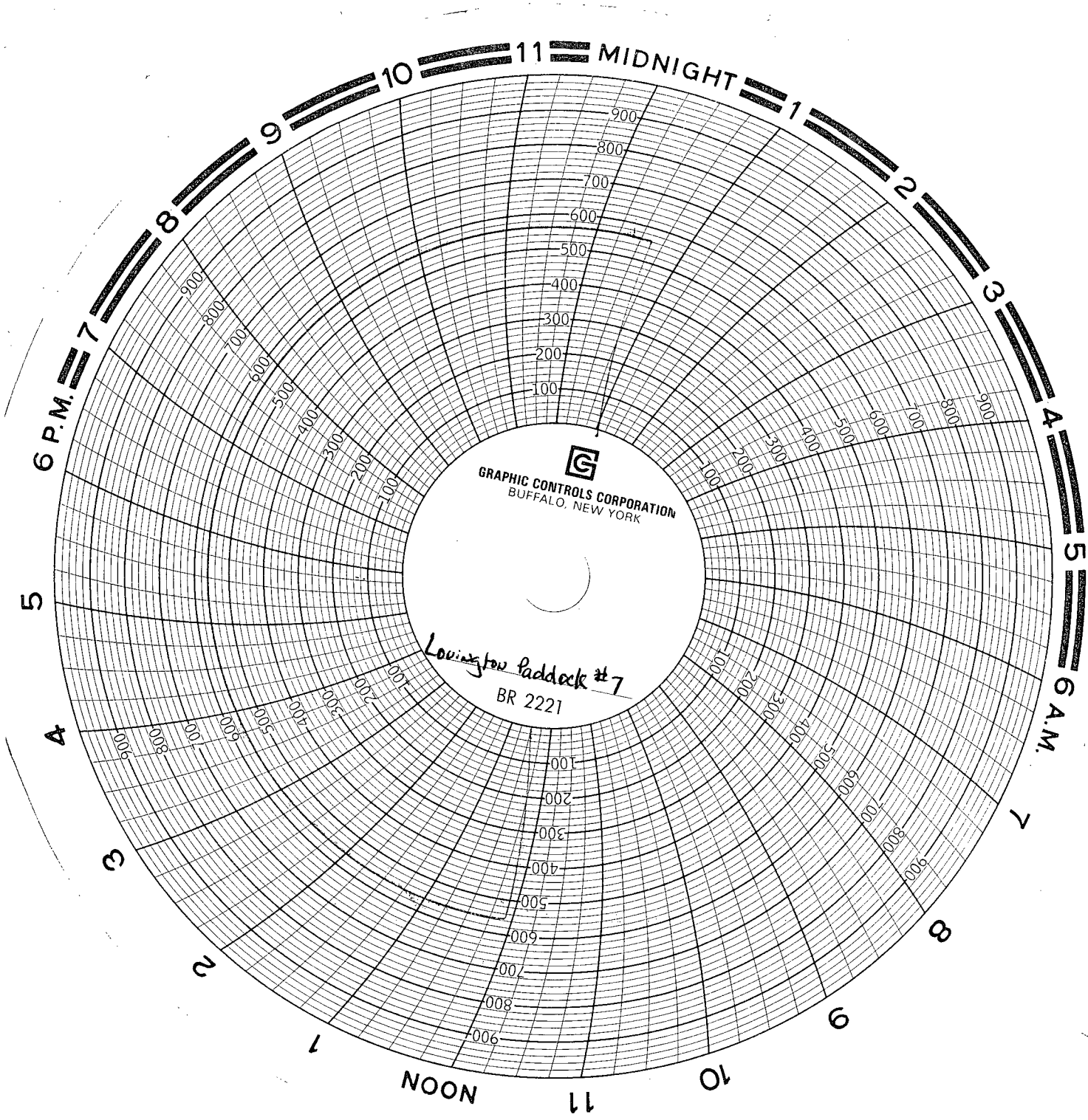
MIDNIGHT
1
2
3
4
5
6 A.M.
7
8
9
10
11
NOON
1
2
3
4
5
6 P.M.
7
8
9
10
11
GRAPHIC CONTROLS CORPORATION
BUFFALO, NEW YORK
Lovington Paddock #7
BR 2221

1:03 P.M. 11/27/06
Chevron
Lovington Paddock #7
N.M. Lea County

Key Energy 412
#59002
Jesus Valedez
Calibrated 11/27/06

Tubing 920 psi
Casing -0-
Surface 100 psi

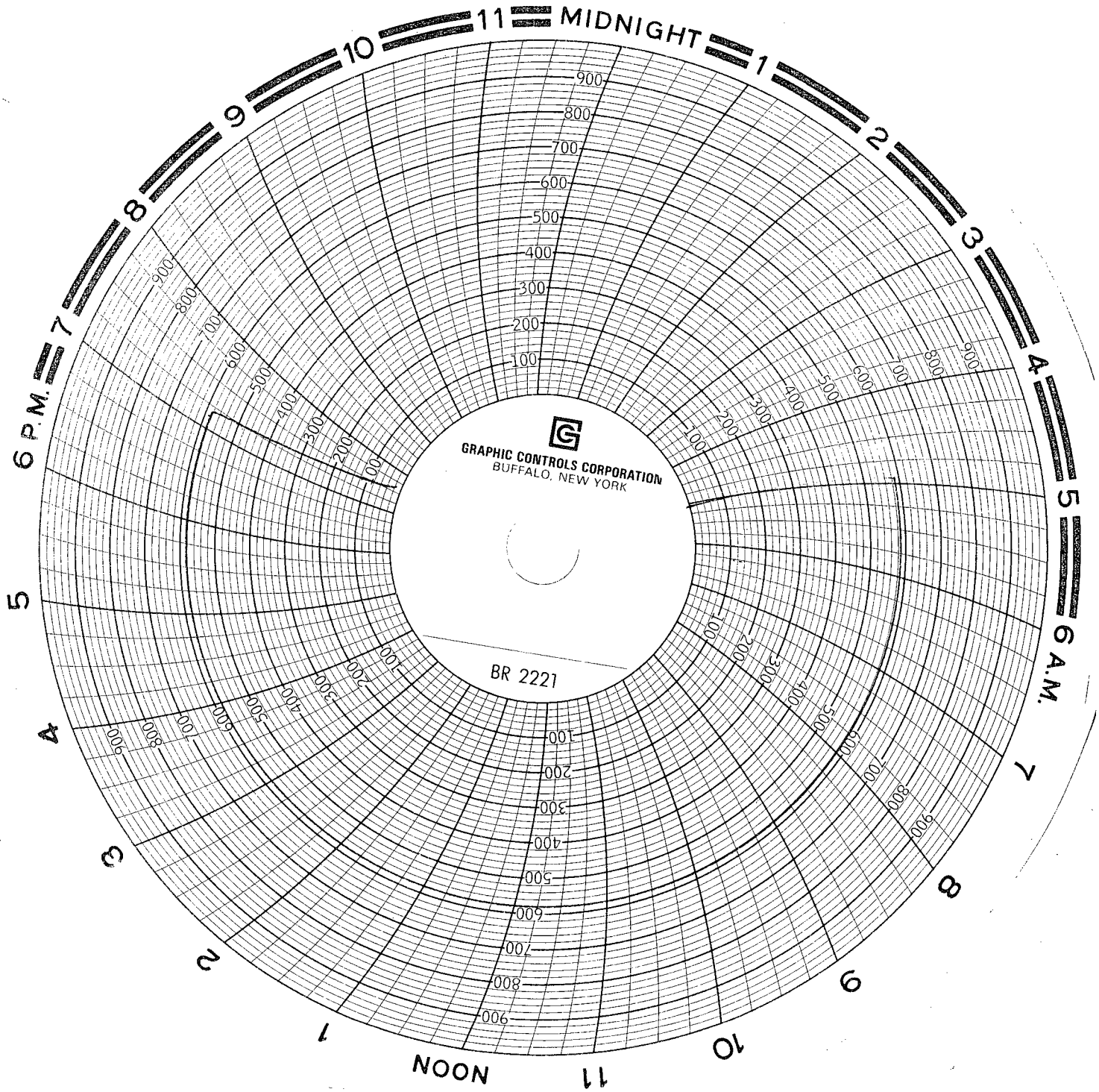
MIDNIGHT
6 A.M.
NOON
6 P.M.
GRAPHIC CONTROLS CORPORATION
BUFFALO, NEW YORK
BR 2221

CHEVRON - LONGCLIFF PROPERTY UNIT
LEA CO. NM
11-27-06
KEY #412
TIK #0116720 - 1302407
SERGIO ZAMORANO ✓

TD. 1200 PSI
SURFACE 0 PSI
CASING 0 PSI

P32 Key #412

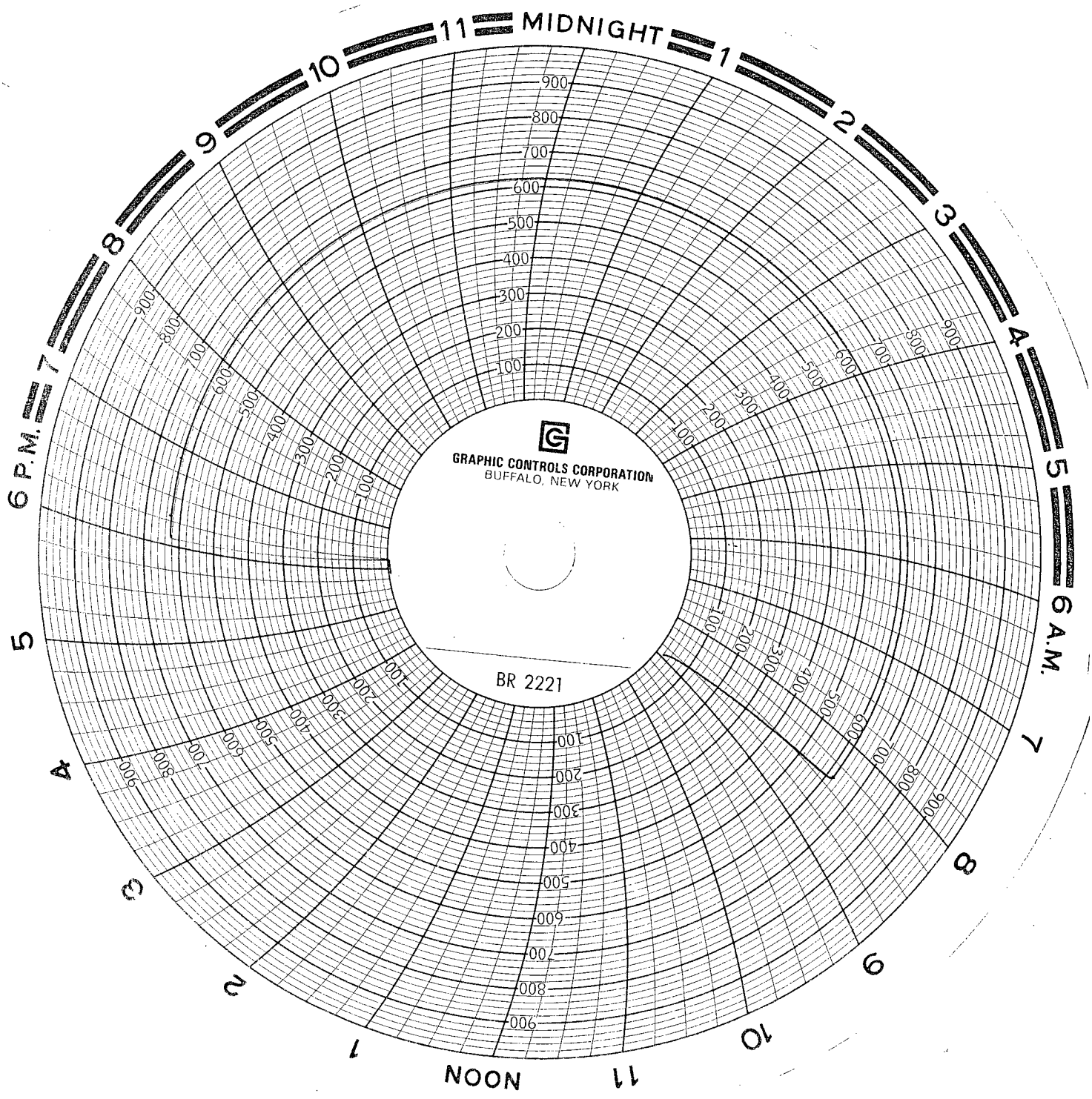
MIDNIGHT
NOON
6 A.M.
6 P.M.
GRAPHIC CONTROLS CORPORATION
BUFFALO, NEW YORK
BR 2221

CHEVRON - LOVINGTON PADDOCK UNIT #2
LEA CO. NM
11-27-06
KEN #42
TK# 0116728 - 1302407
SERGIO ZAMORANO

TB. 500 PSI
SURFACE 0 PSI
CASING BLOW

1000 # SPRINGS, LAST CALIBRATED 11/14/06

Ken #42

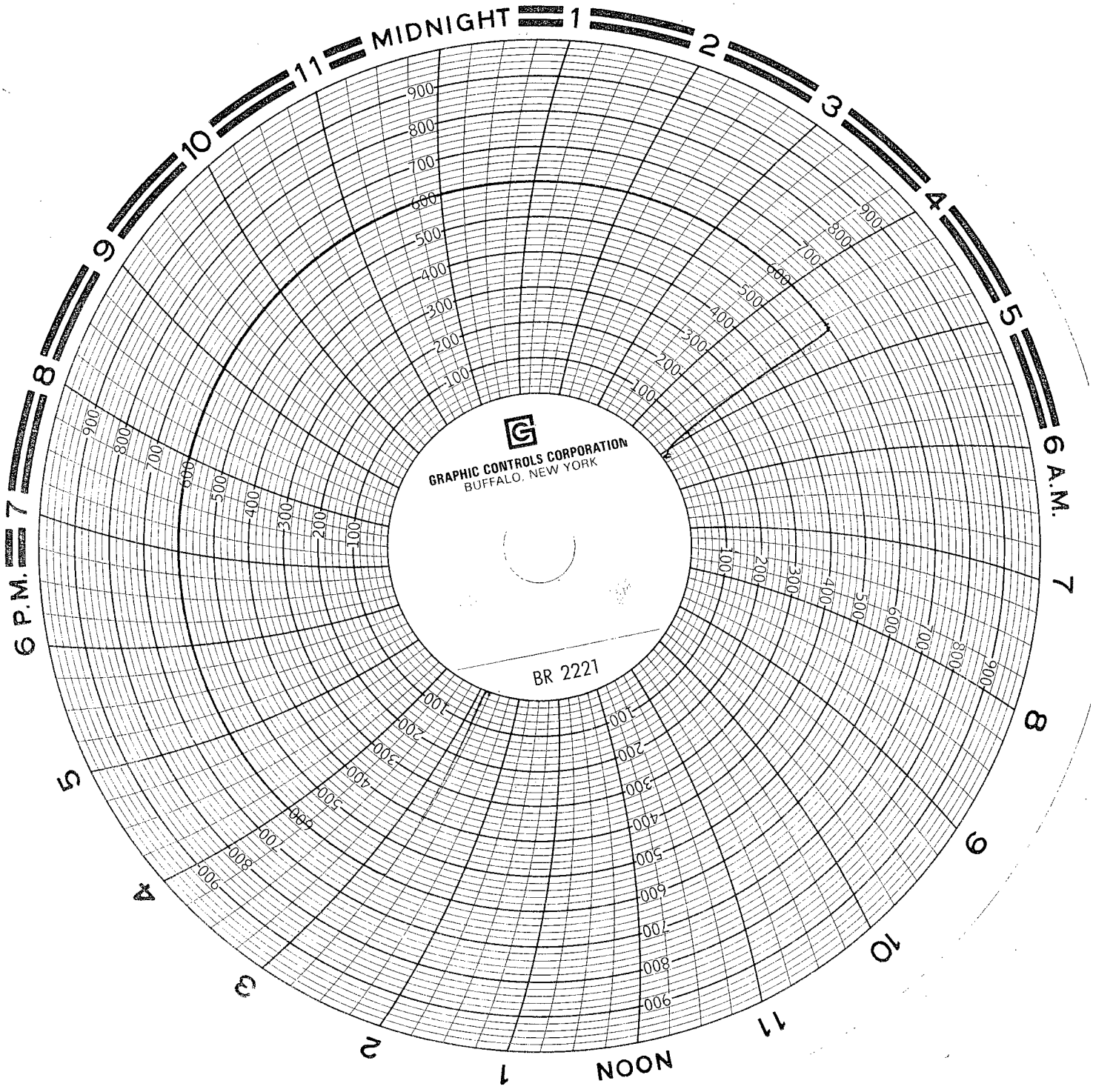
MIDNIGHT
1
2
3
4
5
6 A.M.
7
8
9
10
11
NOON
1
2
3
4
5
6 P.M.
7
8
9
10
11
GRAPHIC CONTROLS CORPORATION
BUFFALO, NEW YORK
BR 2221

Chevron - Lovington Paddock Unit #15
Lea Co. NM
11-27-01
Key #412
TPK# 0111728 - 1302407
Sergio Zambrano

TB. 1900 PSI
Surface. 0 PSI
CASING 0 PSI

Key #412 ✓

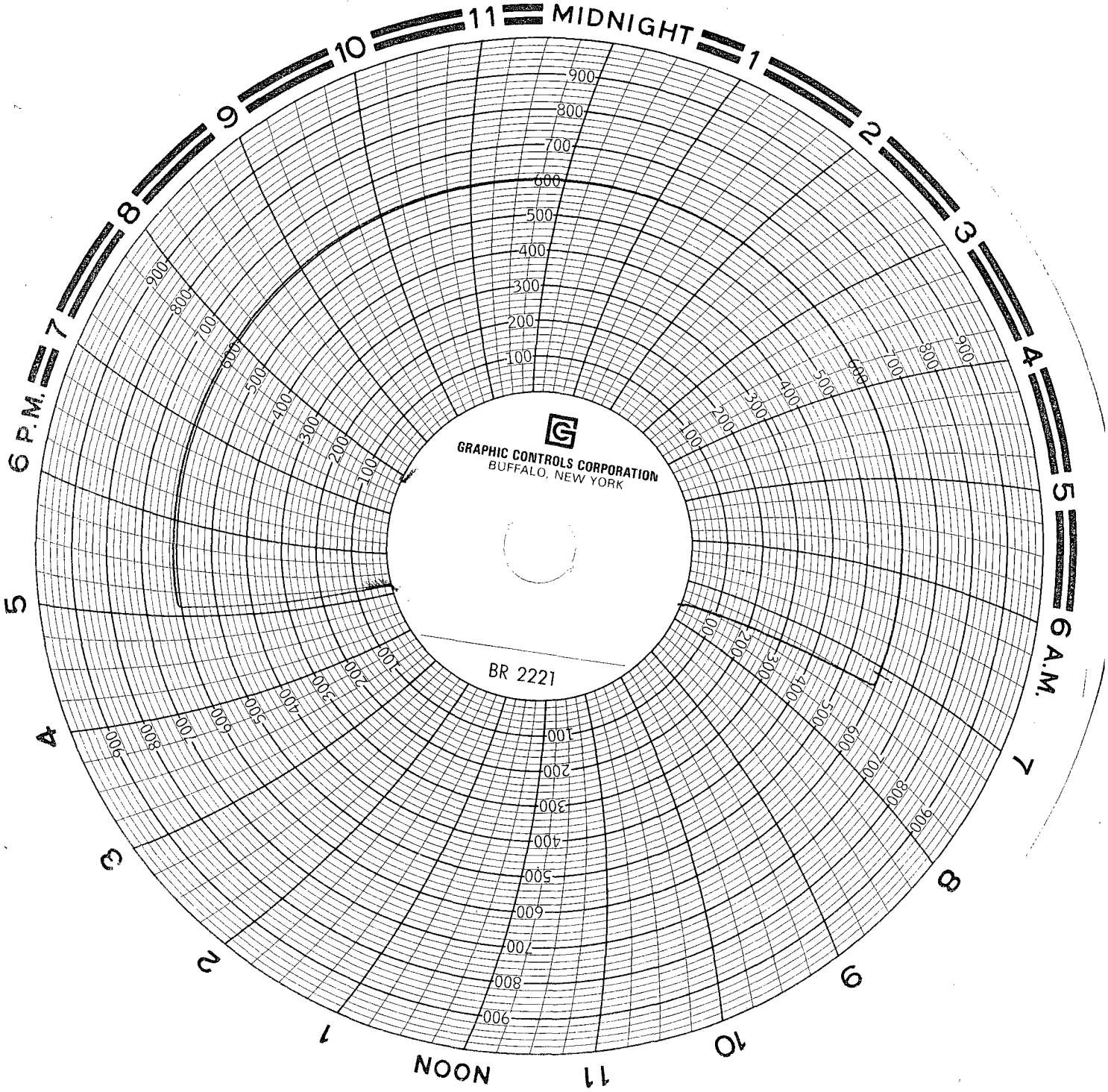
MIDNIGHT
NOON
6 A.M.
6 P.M.
GRAPHIC CONTROLS CORPORATION
BUFFALO, NEW YORK
BR 2221

CHEVRON - LOVINGTON PADDOCK UNIT #6
LEA CO. NM
11-27-06
KEY #412
TVK # 0116728-1302407
SERGIO ZAMBRANO
TB. 1700 PSI
SURFACE. 0 PSI
CASING 0 PSI

SZR. Key #412 ✓

GRAPHIC CONTROLS CORPORATION
BUFFALO, NEW YORK
Lovington Paddock #101
BR 2221
6 P.M.
MIDNIGHT
6 A.M.
NOON

Chevron
Lovington Paddock
Unit # 601
N.M. Lea County
Tubing 950#
Casing 200#
Surface -0-
Key ENERGY 412
#59 POR
Calibrated 11/27/06
Jesus P. Heredia

11/28/06

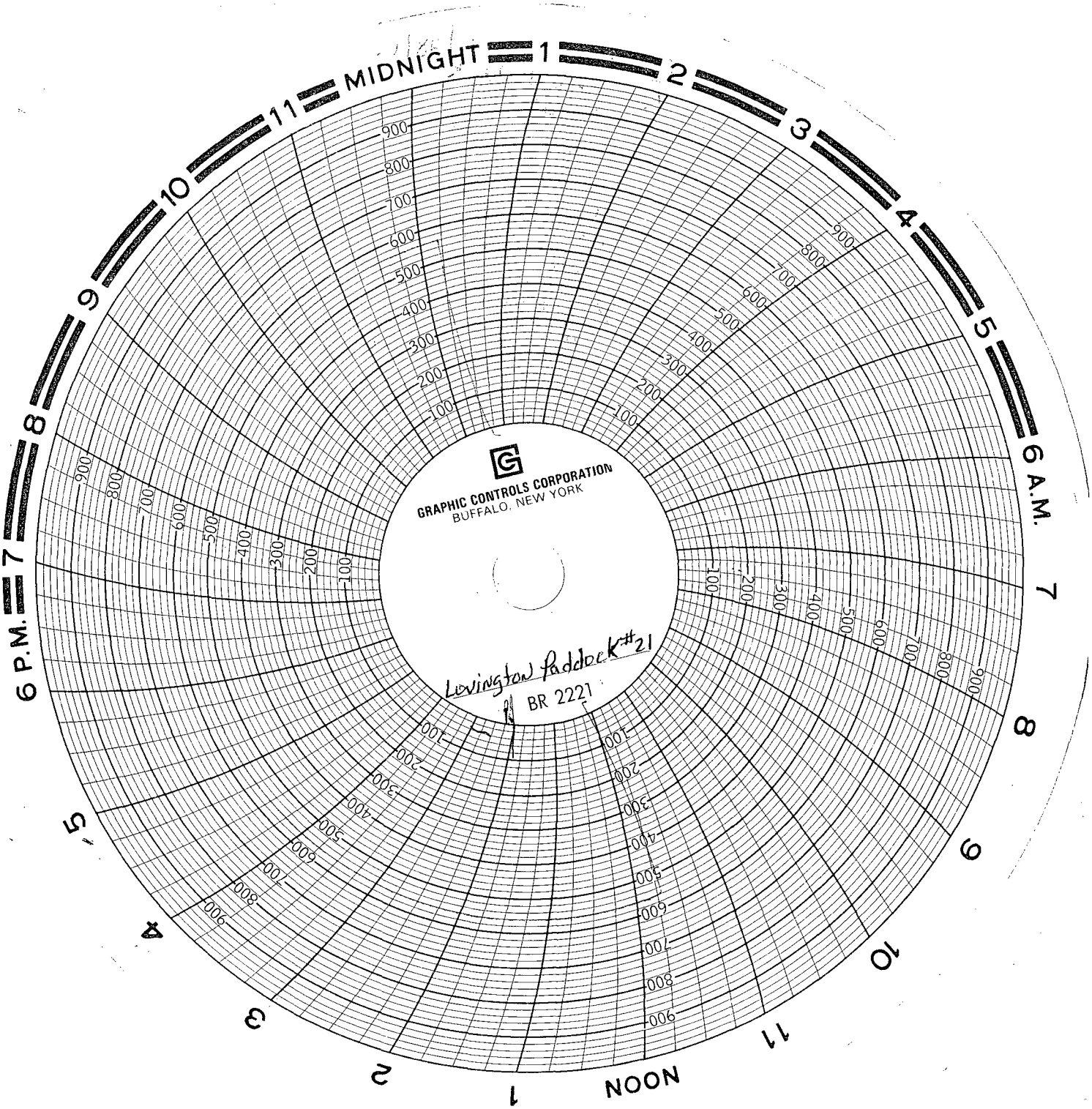
MIDNIGHT
1
2
3
4
5
6 A.M.
7
8
9
10
11
NOON
1
2
3
4
5
6 P.M.
7
8
9
10
11
GRAPHIC CONTROLS CORPORATION
BUFFALO, NEW YORK
Lovington Paddock #21
BR 2221

Chevron
Lovington Paddock
Unit #21
N.M. Lea County
11/28/06

Tubing 2000#
Casing -0-
Surface -0-
Key ENERGY 412
#59002
Calibrated 11/27/06
Jesse L. Heredia

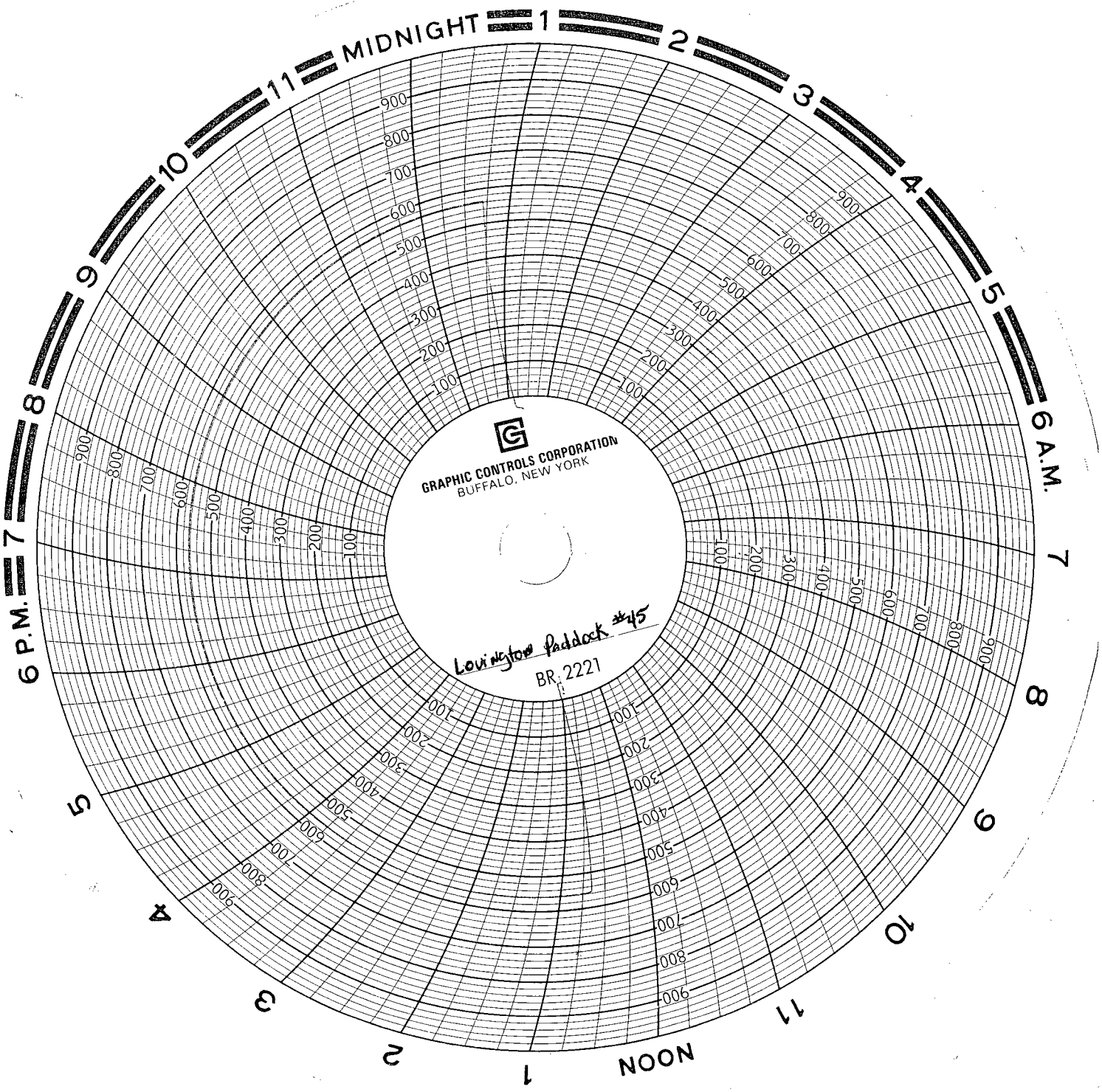
MIDNIGHT
1
2
3
4
5
6 A.M.
7
8
9
10
11
NOON
1
2
3
4
5
6 P.M.
7
8
9
10
11
GRAPHIC CONTROLS CORPORATION
BUFFALO, NEW YORK
Lovingston Paddock #45
BR. 2221

Chevron
Lovington Paddock 11/28/06
Unit #45
N.M. Lea County

Tubing 1850#
Casing 150#
Surface 300#

Key ENERGY 4/2
#59002
Calibrated 11/27/06
Jesus L. Heredia

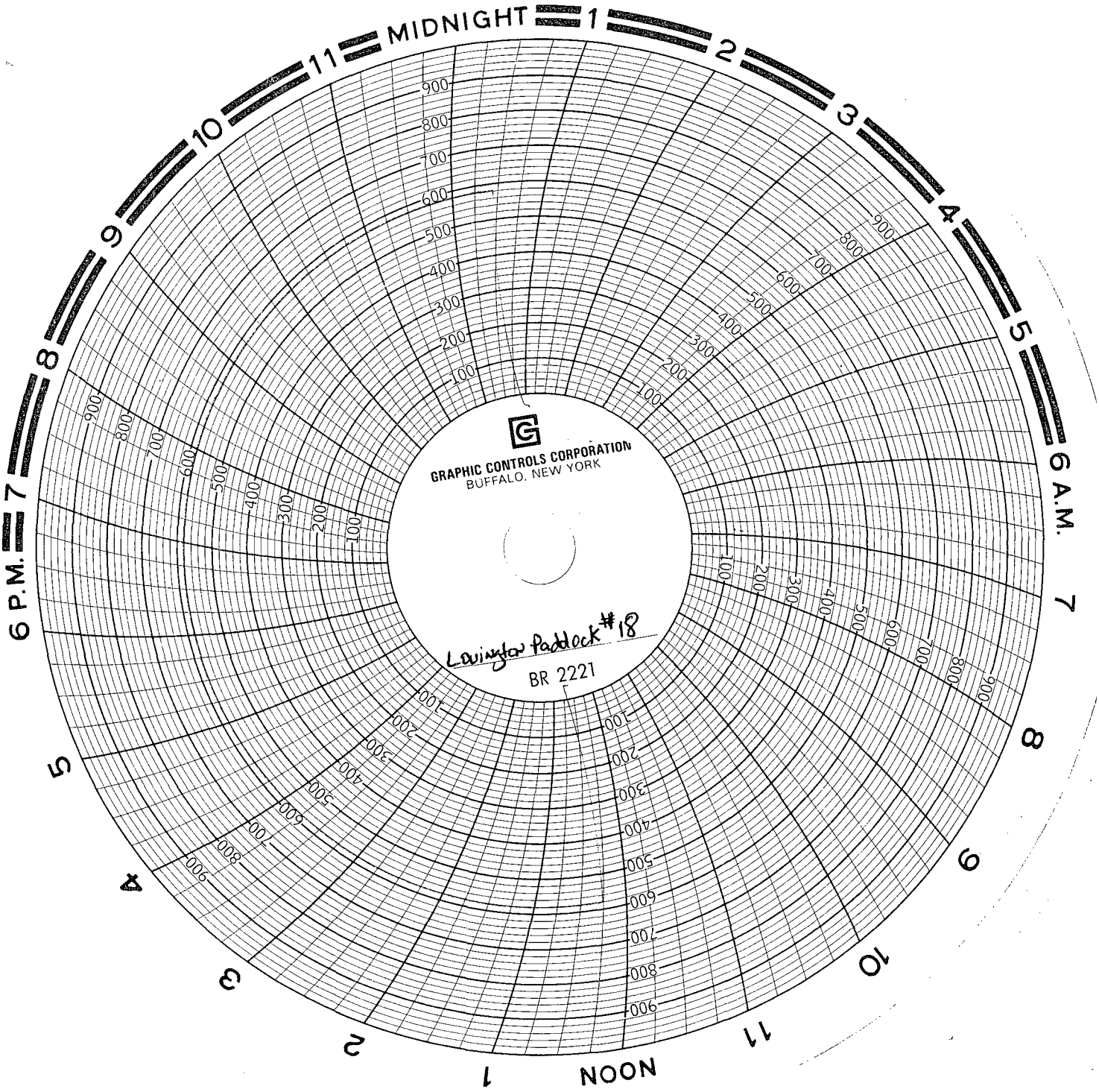
MIDNIGHT
1
2
3
4
5
6 A.M.
7
8
9
10
11
NOON
1
2
3
4
5
6 P.M.
7
8
9
10
11
GRAPHIC CONTROLS CORPORATION
BUFFALO, NEW YORK
Lavington Paddock #18
BR 2221

Chevron
Lovington Paddock 11/28/06
Unit #18
N.M. Lea County

Tubing 1100#
Casing - 0-
Surface -0-

Key ENERGY 4/2
#59002
Calibrated 11/27/06
Jesus L. Heredia

GRAPHIC CONTROLS CORPORATION
BUFFALO, NEW YORK
Lovington Paddock #31
BR 2221
MIDNIGHT
6 A.M.
NOON
6 P.M.

11/28/06

Chevron
Lovington Paddock
Unit #31
N.M. Lea County
Tubing 1900#
Casing - 0
Surface - 0
Key ENERGY 412
#59002
Calibrated 11/27/06
Jesus L. Heredia

MIDNIGHT
1
2
3
4
5
6 A.M.
7
8
9
10
11
NOON
1
2
3
4
5
6 P.M.
7
8
9
10
11
GRAPHIC CONTROLS CORPORATION
BUFFALO, NEW YORK
Lavington Paddock #2A
BR 2221

11/28/06

Chevron
Lovington Paddock
Unit #29
Tubing 2100#
Casing 200#
Surface -0-
Key Energy 412
#59002
Calibrated 11/27/06
Jesus L Heredia ✓

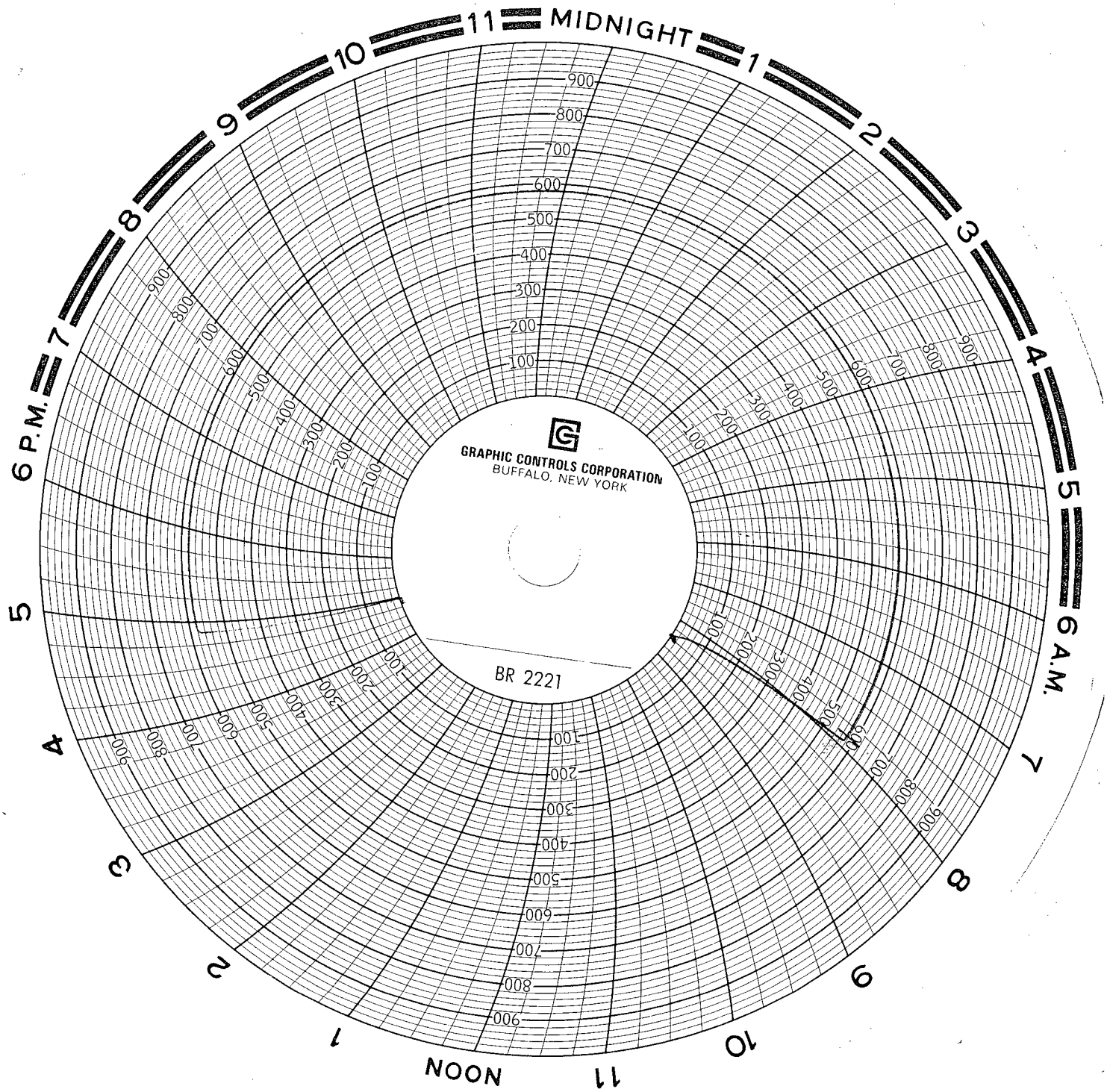
MIDNIGHT
1
2
3
4
5
6 A.M.
7
8
9
10
11
NOON
1
2
3
4
5
6 P.M.
7
8
9
10
11
GRAPHIC CONTROLS CORPORATION
BUFFALO, NEW YORK
BR 2221

CHEVRON - LONGTON RANCH Unit #48
LEA Co. NM
11-28-06

Key #412
TIC #0116728 - B02407
Sergio Zambrano ✓

T.B. 2000 PSI
SURFACE - 0 PSI
Intermediate - 50 PSI
CASING - 0 PSI

1000# Spring Last Calibrated 11/16/06

Key #412

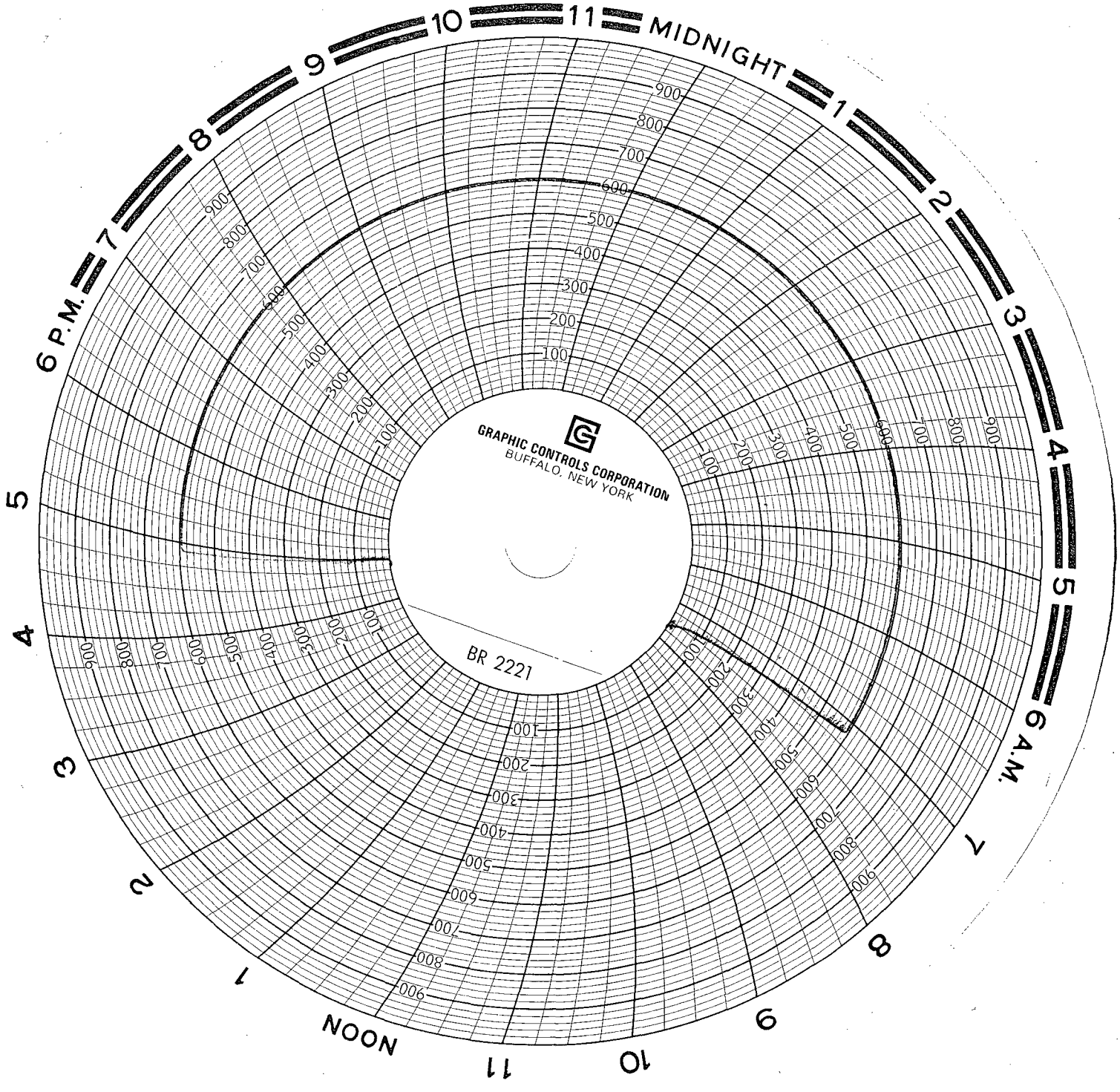
MIDNIGHT
1
2
3
4
5
6 A.M.
7
8
9
10
11
NOON
1
2
3
4
5
6 P.M.
7
8
9
10
11
GRAPHIC CONTROLS CORPORATION
BUFFALO, NEW YORK
BR 2221

Chevron - Louisiana Production Unit #30
Lea Co. NM
11-28-06
Key #412
TRK # 0116728 - 1362407
Stevens 24 Hours
TB - 1450 PSI
Surface 0 PSI
Intermediate 0 PSI
Casing 0 PSI
Blow, Flared Oil & Water Press. up
Load # Spring 1 Last Calibrated 11/14/06

Key #412

GRAPHIC CONTROLS CORPORATION
BUFFALO, NEW YORK
BR 2221
6 P.M.
7
8
9
10
11
MIDNIGHT
1
2
3
4
5
6 A.M.
7
8
9
10
11
NOON
1
2
3
4
5

CHEVRON - LOVINGTON PADDOCK UNIT #414 (TA)
LEA CO. NM
11-28-06

KEY #412
TRK# 0106228-1302497
SEVERID ZAMORANO ✓

TB - 0 PSI
SURFACE 0 PSI
INTERMEDIATE 0 PSI
CASING BLOW

TEMPORARY ABANDON WELL (TA)

1000# SPRING - LAST CALIBRATED 11/16/06

8392 Key #412

GRAPHIC CONTROLS CORPORATION
BUFFALO, NEW YORK
BR 2221
6 P.M.
7
8
9
10
11
MIDNIGHT
1
2
3
4
5
6 A.M.
7
8
9
10
11
NOON
1
2
3
4
5

CHEVRON - LOVINGTON PADDOCK UNIT #43
LEA CO. NM
11-28-06
KEY #412
TIK #0116728, 1302407
SERGIO ZAMBRANO ✓

TB - 2050 PSI
SURFACE 0 PSI
CASING 0 PSI

KOOS & SHING. LAST CALIBRATED 11/16/06

SZS Key #412

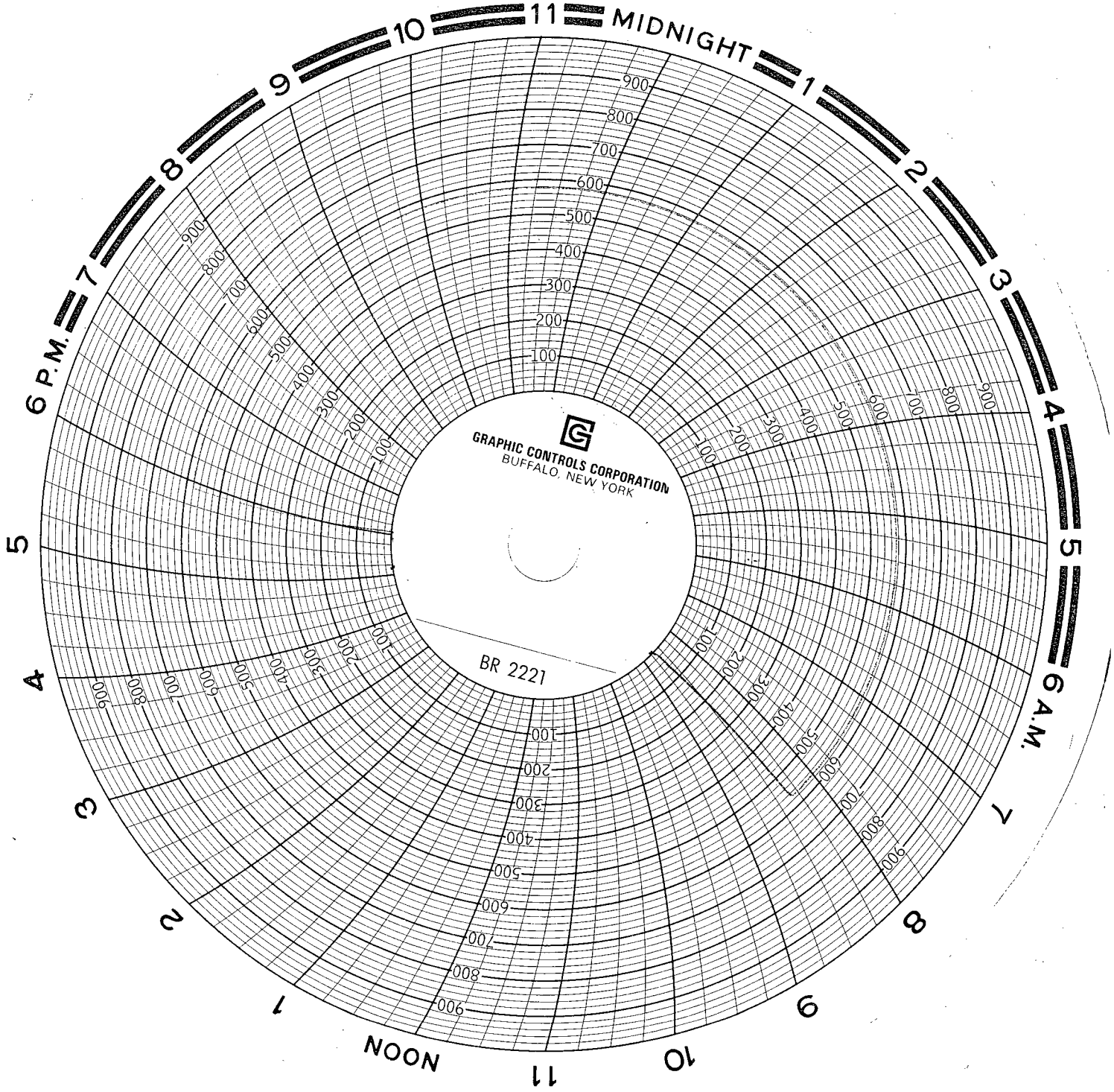
MIDNIGHT
1
2
3
4
5
6 A.M.
7
8
9
10
11
NOON
1
2
3
4
5
6 P.M.
7
8
9
10
11
GRAPHIC CONTROLS CORPORATION
BUFFALO, NEW YORK
BR 2221

CHEVRON · LOVINGTON PADDOCK Unit #40
LEA CO. NM
11-28-06

KEY #412
TK # 0116728-1302407
SERGIO ZAMBRANO

TB. 2000 PSI
SURFACE 0 PSI
CASING BLOW PSI

1000 # SPRING LAST CALIBRATED 11/16/06

Key #412 ✓

NOON
1
2
3
4
5
6 P.M.
7
8
9
10
11
MIDNIGHT
1
2
3
4
5
6 A.M.
7
8
9
10
11
BR 2221
GRAPHIC CONTROLS CORPORATION
BUFFALO, NEW YORK

LEWIS: LOUISIANA PACIFIC UNIT #41
LEA CO. NM
11.28.06
KEY #412
TTC #0116728.1302407
SEEGID 2406044

TD. 2000 FT
SURFACE 0 FT
CASING 0 FT

LOUGH SPING, UNCT COLLIGATED 11/16/06

Key #412

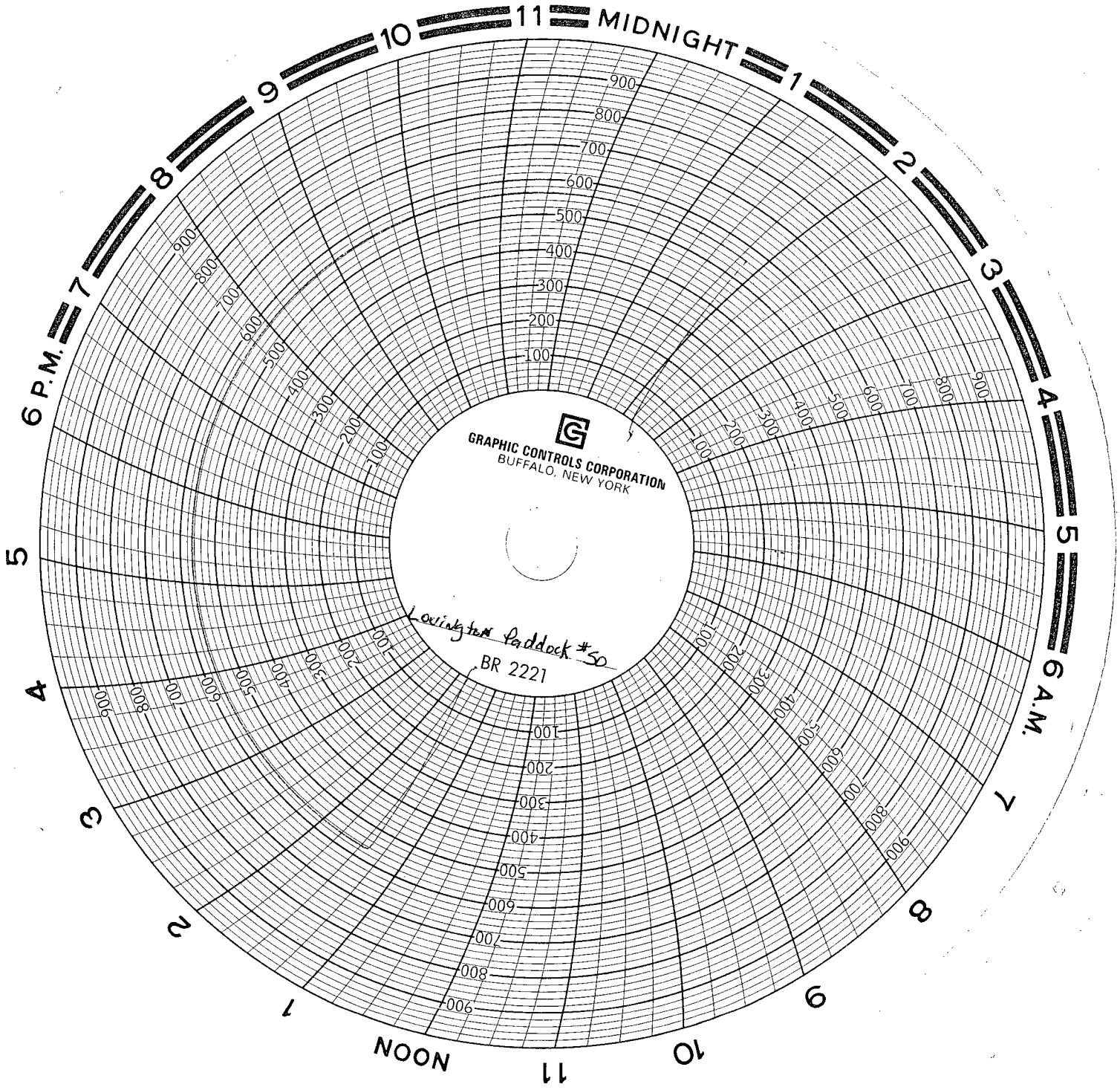
MIDNIGHT
1
2
3
4
5
6 A.M.
7
8
9
10
11
NOON
1
2
3
4
5
6 P.M.
7
8
9
10
11
GRAPHIC CONTROLS CORPORATION
BUFFALO, NEW YORK
Lexington Paddock #50
BR 2221

Chevron 11/29/06
Lovington Paddock
Unit # 50
N.M. Lea County

Tubing 1900
Casing -0-
Surface -0-

Key ENERGY 4/2
#59002
Calibrated 11/27/06
Jesus L. Heredia ✓

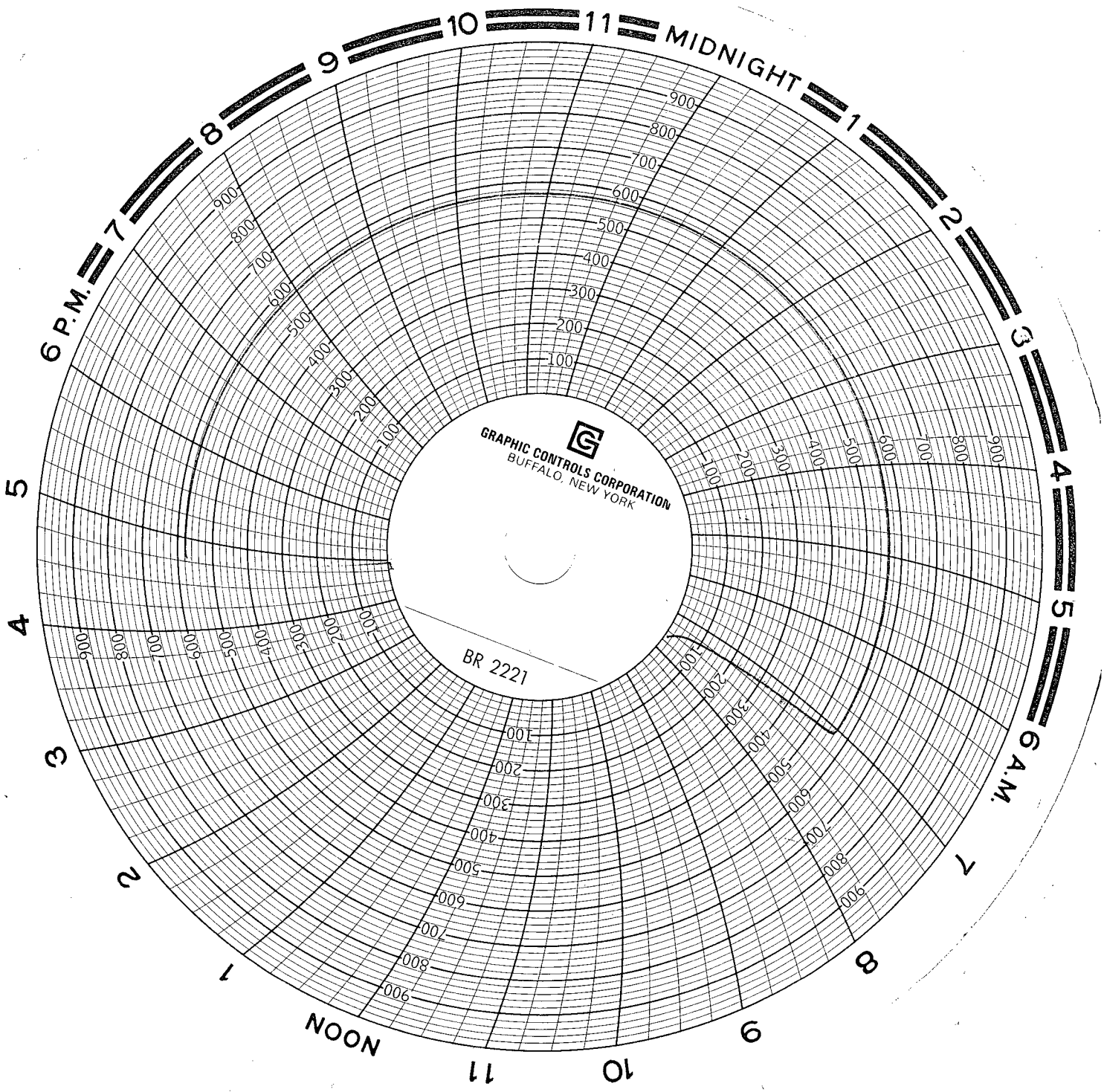
GRAPHIC CONTROLS CORPORATION
BUFFALO, NEW YORK
BR 2221
MIDNIGHT
6 A.M.
NOON
6 P.M.

OKLAHOMA - LEVINGTON PRODUCE #59
LEA CO. NM
11-29-06
KEY #412
TFK#DILLE728-1302487
SERGIO ZAMBRANO

TB. 2000 PSI
SLIPPES - BLOW
TUB. 0 PSI
CASING - 0 PSI

1000# SPRING. LAST CALIBRATED 11/16/06

Key #60

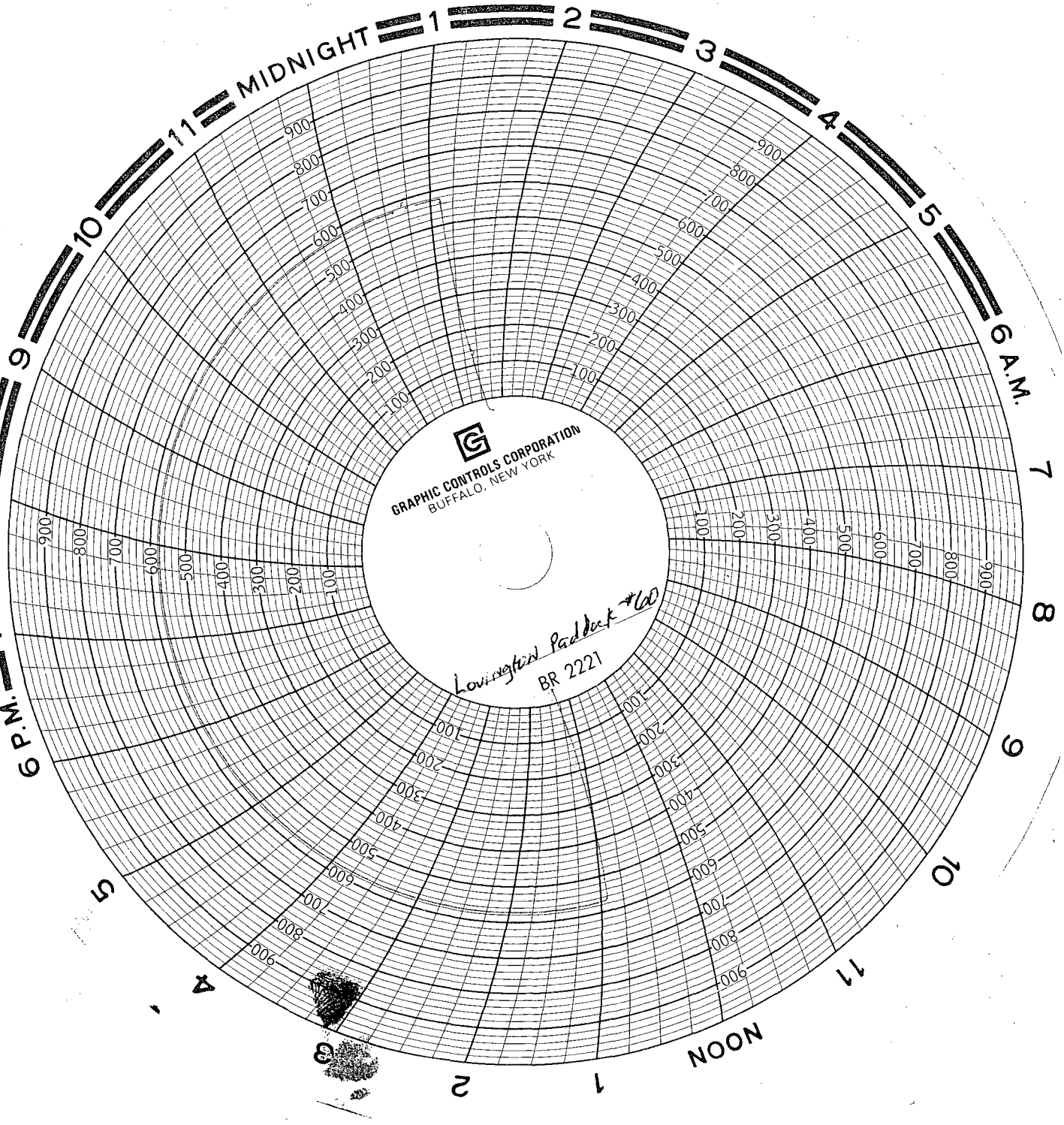
MIDNIGHT
1
2
3
4
5
6 A.M.
7
8
9
10
11
NOON
1
2
3
4
5
6 P.M.
7
8
9
10
11
GRAPHIC CONTROLS CORPORATION
BUFFALO, NEW YORK
Lovington Paddock #60
BR 2221

11/29/06

Chevron
Lovington Paddock
Unit # 60
N.M. Lea County
Tubing 2000#
Casing 100#
Surface -0-
Key ENERGY 412
#59002
Calibrated 11/27/06
Jesus Heredia

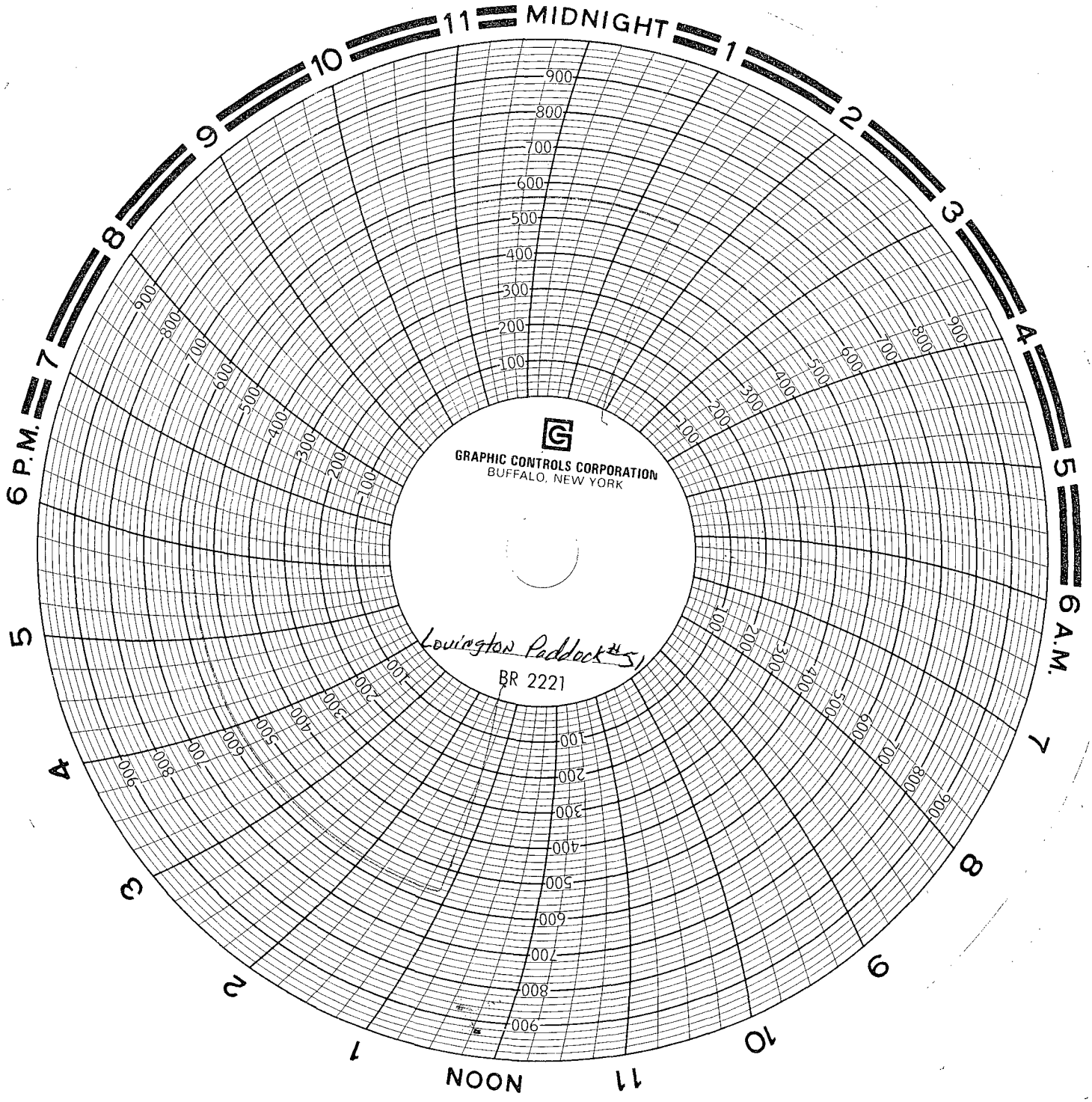
MIDNIGHT
1
2
3
4
5
6 A.M.
7
8
9
10
11
NOON
1
2
3
4
5
6 P.M.
7
8
9
10
11
GRAPHIC CONTROLS CORPORATION
BUFFALO, NEW YORK
Lovington Paddock #51
BR 2221

11/29/06

Chevron
Lovington Paddock
Unit #51
N.M. Lea County
Tubing 1900
Casing -0-
Surface -0-
Key ENERGY 412
#59002
Calibrated 11/27/06
Jesus L. Heredia

GRAPHIC CONTROLS CORPORATION
BUFFALO, NEW YORK
Lovington Paddock #52
BR 2221
MIDNIGHT
1
2
3
4
5
6 A.M.
7
8
9
10
11
NOON
1
2
3
4
5
6 P.M.
7
8
9
10
11

Chevron
Lovington Paddock
Unit #52
N.M. Lea County

11/29/06

Tubing 2000#
Casing -0-
Surface -0-

Key ENERGY 4/2
#59002
Calibrated 11/27/06
Jesus L. Heredia

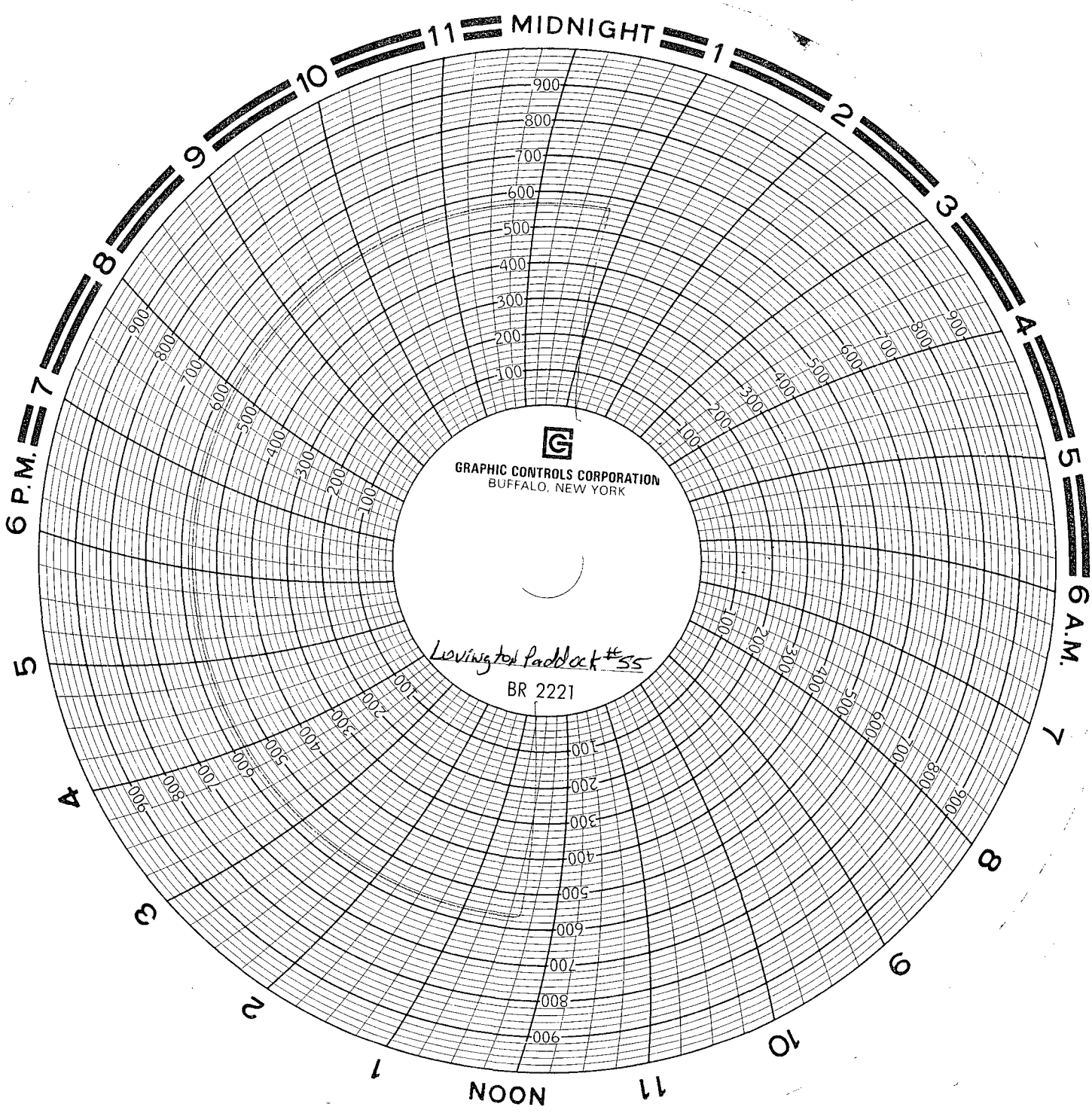
MIDNIGHT
NOON
6 A.M.
6 P.M.
GRAPHIC CONTROLS CORPORATION
BUFFALO, NEW YORK
Lovington Paddock #55
BR 2221

Chevron

Lovington Paddock 11/29/06
Unit #55
N.M. Lea County

Tubing 2100 #
Casing 100 #
Surface -0-

Key Energy
#59002
Calibrated 11/27/06
Jesus L Heredia

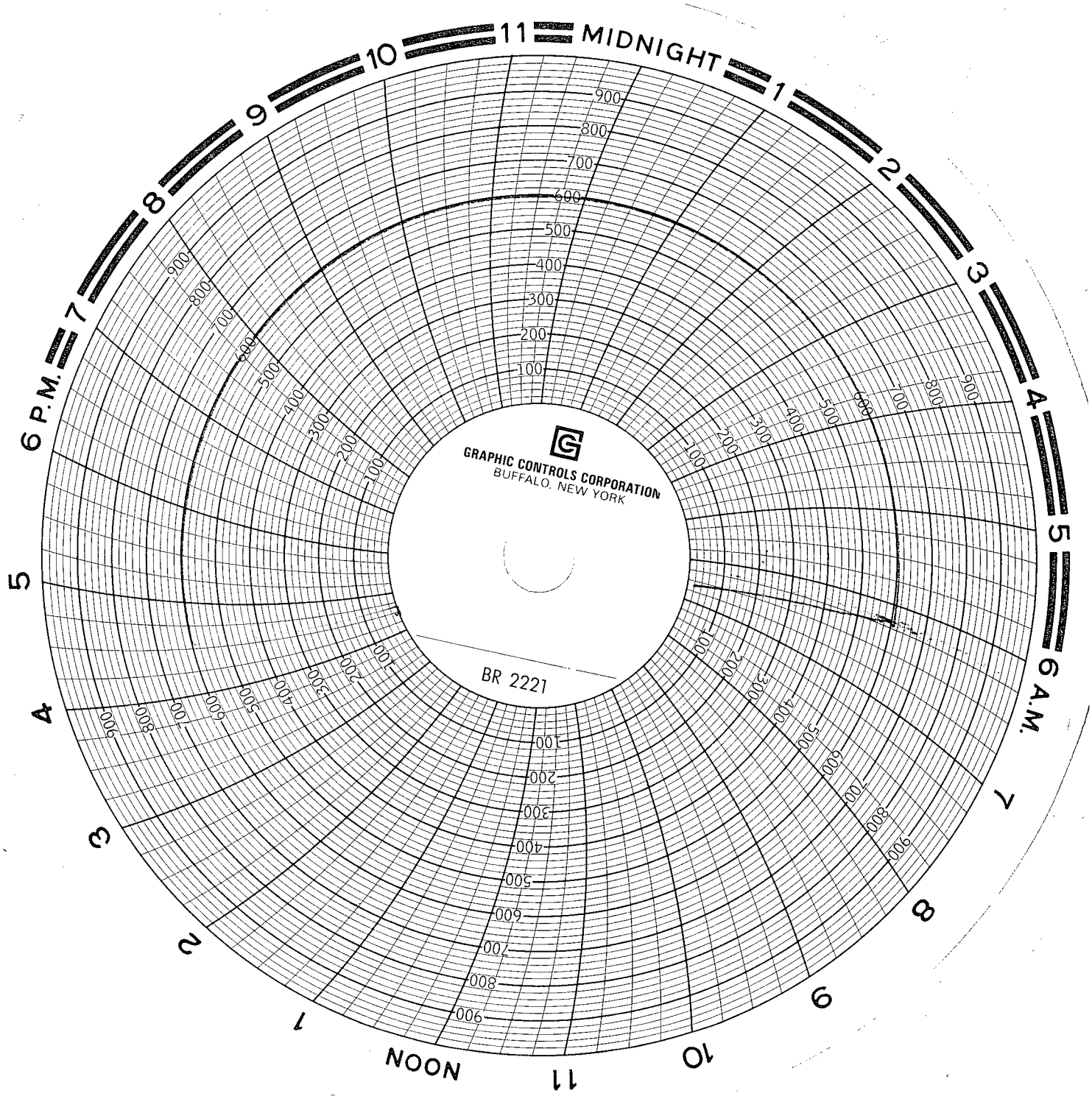
MIDNIGHT
1
2
3
4
5
6 A.M.
7
8
9
10
11
NOON
1
2
3
4
5
6 P.M.
7
8
9
10
11
100
200
300
400
500
600
700
800
900
GRAPHIC CONTROLS CORPORATION
BUFFALO, NEW YORK
BR 2221

C. Atkinson · Lovington Paddock Unit #L63
Lea Co. NM
11.30.06
Key #412
TRK #011 TB: 1362407
Stanley Zambrano

TB. 2000 PSI
Surface. 0 PSI
Casing 0 PSI

LDDS # Spring. Last calibrated 11/16/06

Key #412

GRAPHIC CONTROLS CORPORATION
BUFFALO, NEW YORK
BR 2221
6 P.M.
7
8
9
10
11
MIDNIGHT
1
2
3
4
5
6 A.M.
7
8
9
10
11
NOON
1
2
3
4
5

CHEVRON - LOVINGTON PADDOCK Unit #69
LEA Co. NM
11-3D-DLE
KEY #412
TRK # 0116728. 1302407
SERGIO ZAMBRANO
TB. 1500 PSI
SURFACE. 0 PSI
CASING 0 PSI

1000 # SPRING - LAST CALIBRATED 11/16/06

Key #412

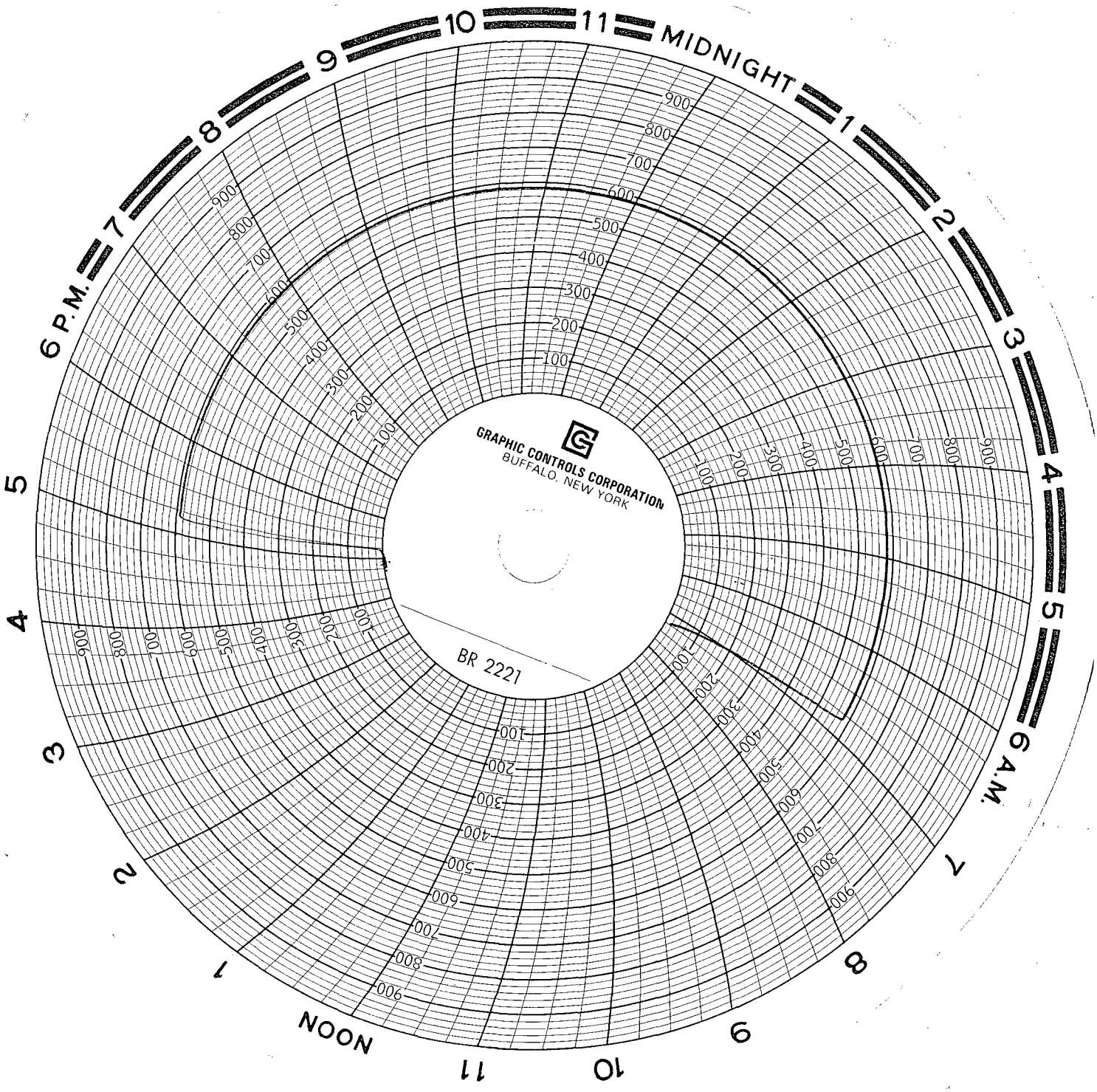
MIDNIGHT
1
2
3
4
5
6 A.M.
7
8
9
10
11
NOON
1
2
3
4
5
6 P.M.
7
8
9
10
11
GRAPHIC CONTROLS CORPORATION
BUFFALO, NEW YORK
BR 2221

CHEVRON - LOVINGTON PADDOCK UNIT #76
Lea Co. NM
11-28-06
Key #412
TK #0116728.1302407
Sergio Zamborano
TD. 2500 FSL
Surface. 0 PSI
Casing 0 PSI
LMD# Spring. Last Calibrated 11/16/06

Key #412

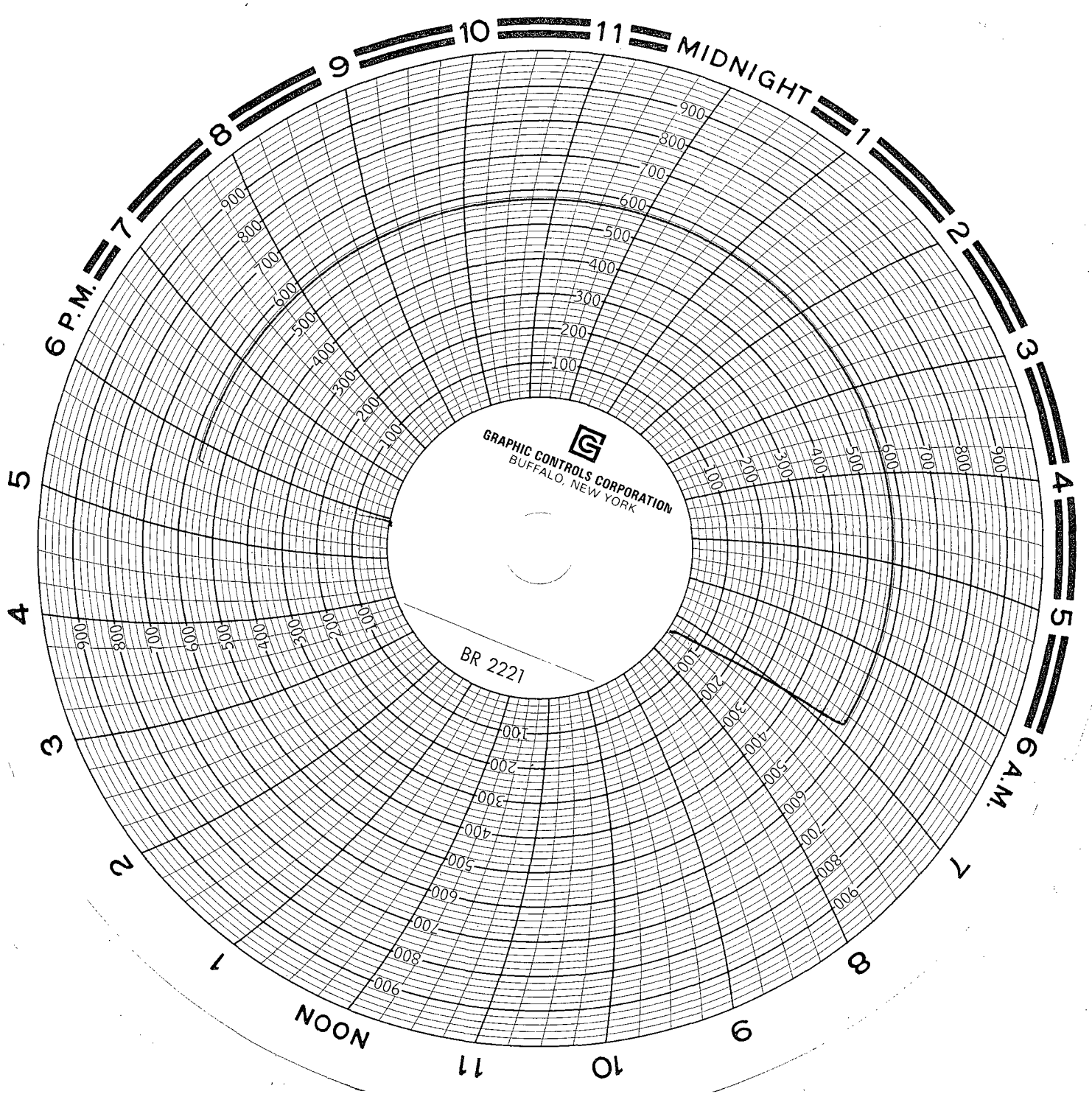
MIDNIGHT
6 A.M.
NOON
6 P.M.
GRAPHIC CONTROLS CORPORATION
BUFFALO, NEW YORK
BR 2221

CHEVRON - LOVINGTON PADDOCK UNIT #71
LEA CO. NM
11.30.06

KEY #412
TR# 0116728
SERGIO ZAMBRANO ✓

TB. 1825 PSI
SURFACE 0 PSI
CASING 0 PSI

TOOD # SPRING. LAST CALIBRATED 11/16/06

Key #412

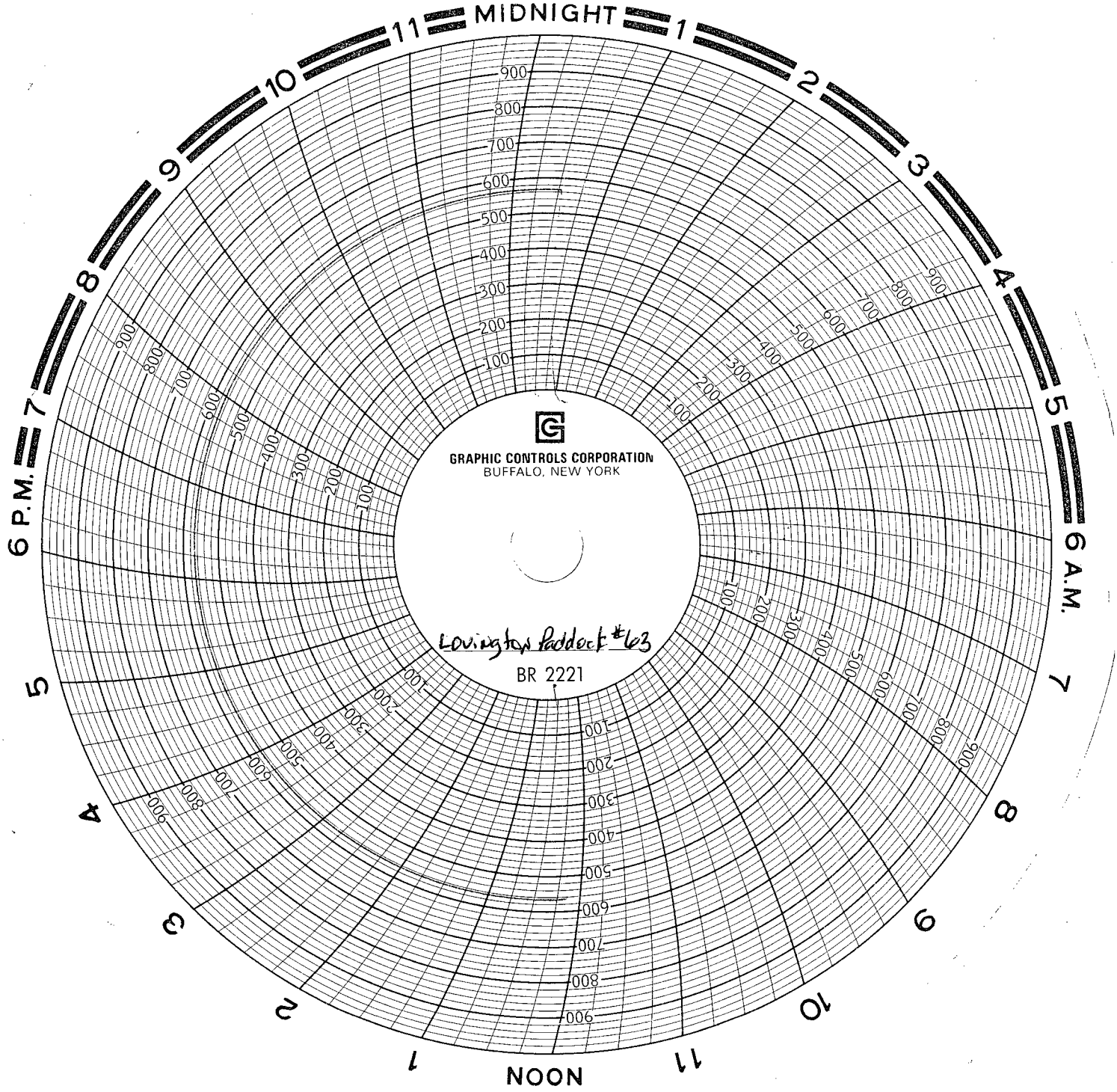
MIDNIGHT
NOON
6 A.M.
6 P.M.
GRAPHIC CONTROLS CORPORATION
BUFFALO, NEW YORK
Lovington Paddock #63
BR 2221

11/30/06

Chevron
Lovington Paddock
Unit #63
N.M. - Lea County
Tubing 2000#
Casing -0-
Surface -0-
KEY ENERGY 412
59002
Calibrated 11/27/06
Juan Litheredia

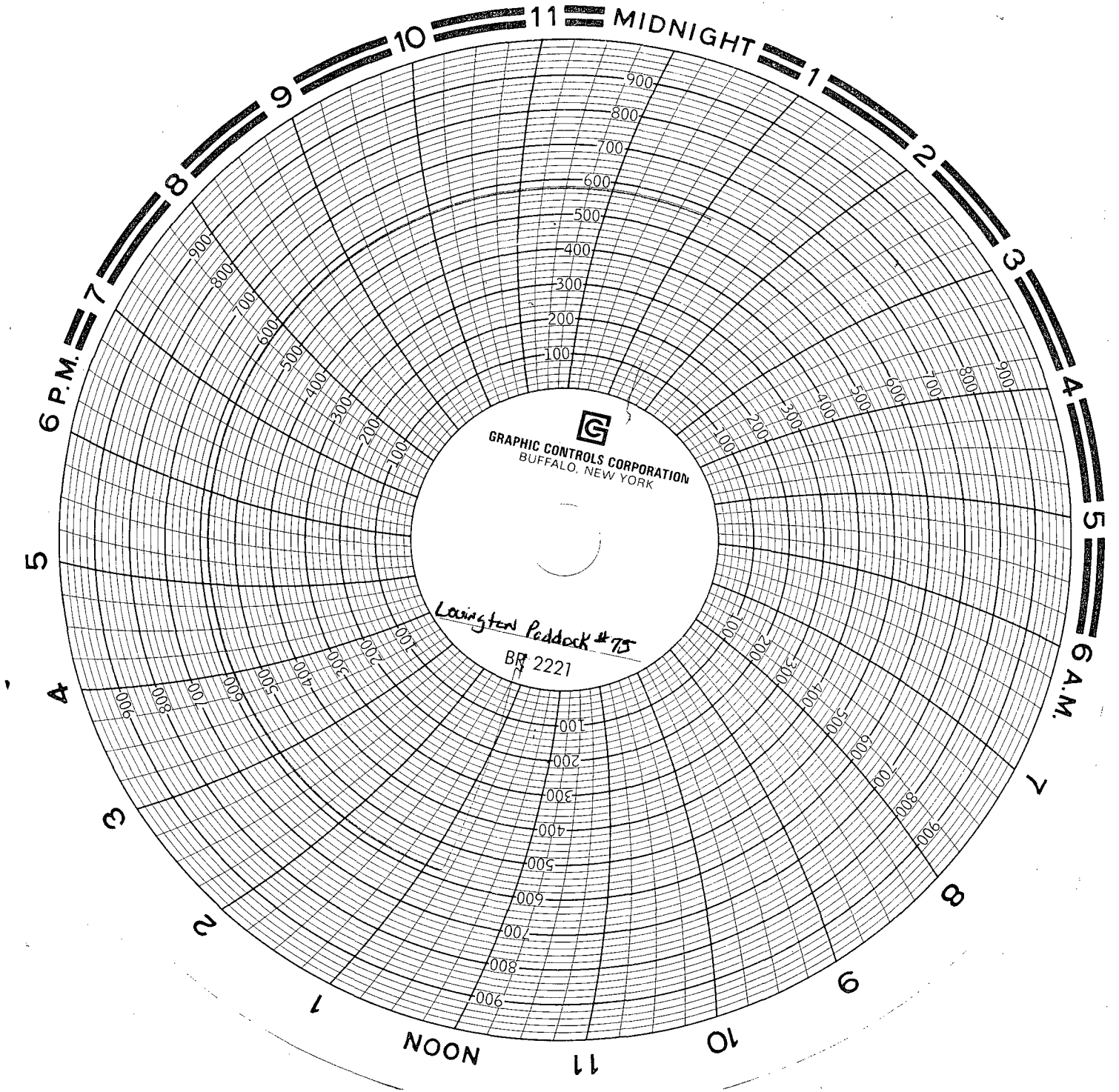
GRAPHIC CONTROLS CORPORATION
BUFFALO, NEW YORK
Lexington Paddock #75
BR 2221
MIDNIGHT
6 A.M.
NOON
6 P.M.

Chevron
Lovington Paddock
Unit # 75
N.M. Lea County

11/30/06

Tubing 2000#
Casing -0-
Surface -0-

Key ENERGY 412
#59002
Calibrated 11/27/06
Jesus L. Heredia

NOON
1
2
3
4
5
6 P.M.
7
8
9
10
11
MIDNIGHT
1
2
3
4
5
6 A.M.
7
8
9
10
11
BR 2221
GRAPHIC CONTROLS CORPORATION
BUFFALO, NEW YORK

Alkinson - Lovington San Andres Unit #410
Lea Co. NM
11-29-06
K&L #412
Sergio Zambrano
TRL# 01167720 - 130 2407

TB. 1650 PSI
Surface 0 PSI
Intermediate 0 PSI
Casing 0 PSI

Load & Sling. Last Calibrated 11/16/06

K&L #412

NOON
1
2
3
4
5
6 P.M.
7
8
9
10
11
MIDNIGHT
1
2
3
4
5
6 A.M.
7
8
9
10
11
BR 2221
GRAPHIC CONTROLS CORPORATION
BUFFALO, NEW YORK

Chevron - Livingston San Andres Unit #47
Lea Co. NM
11.29.06
Key #412
Tkt # 0116728-1302407
Gerardo Zambrano

TB. 1400 PSI
Surface 0 PSI
Ind. Blow
Casing 0 PSI

Load # Spring. Last Calibrated 11/16/06

Key #412

GRAPHIC CONTROLS CORPORATION
BUFFALO, NEW YORK
BR 2221
Laurentian Sun Motors Ltd
NOON
1
2
3
4
5
6 P.M.
7
8
9
10
11
MIDNIGHT
1
2
3
4
5
6 A.M.
7
8
9
10
11

Chevron
Lovington San Andres
Unit #43
N.M. Lea County
Tubing 1250#
Casing 100#
Surface -0-
Key Energy 412
#59002
Calibrated 11/27/06
Jesus Heredia

11/29/06

GRAPHIC CONTROLS CORPORATION
BUFFALO, NEW YORK
BR 2221
NOON
MIDNIGHT
6 P.M.
6 A.M.

11/30/06

Chevron
Louisiana #323 Rudkes
N.M. Unit
Lea County

Tubing 180
Casing 250
Surface 100

Key ENERGY
#5900 Wireline Joe
Operator J. Hudson

GRAPHIC CONTROLS CORPORATION
BUFFALO, NEW YORK
Louisville Gas & Electric #35
BR 2221
NOON
1
2
3
4
5
6 P.M.
7
8
9
10
11
MIDNIGHT
1
2
3
4
5
6 A.M.
7
8
9
10
11

Chevron
Housing Hsu Unit # 35 Andres
N.M. Lea County
Tubing 1950
Casing
Surface
Key # Energy 412
Cacilinated 1167 lbs
Gauge Alexander

11/29/06

GRAPHIC CONTROLS CORPORATION
BUFFALO, NEW YORK
BR 2221
Leaking Air Ducts #36
NOON
1
2
3
4
5
6 P.M.
7
8
9
10
11
MIDNIGHT
1
2
3
4
5
6 A.M.
7
8
9
10
11

Chevron
Lovington San Andres 11/29/06
Unit # 36
N.M. Lea County
Tubing - 2000 #
Casing - 100 #
Surface - 0 -
Key Energy 412
59002
Calibrated 11/27/06
Jesus L. Heredia

NOON
1
2
3
4
5
6 P.M.
7
8
9
10
11
MIDNIGHT
1
2
3
4
5
6
8
9
10
11
GRAPHIC CONTROLS CORPORATION
BUFFALO, NEW YORK
BR 2221
Louisville San Antonio *38

11/29/06

Chevron
Lovington San Andres
Unit #38
N.M. Lea County
Tubing 1900#
Casing 400#
Surface -0-

Key Energy 4/2
#59002
Calibrated 11/27/06
Jesus L. Heredia ✓

GRAPHIC CONTROLS CORPORATION
BUFFALO, NEW YORK
BR 2221
Lorrington Sta. Ambers #34
NOON
1
2
3
4
5
6 P.M.
7
8
9
10
11
MIDNIGHT
1
2
3
4
5
6 A.M.
7
8
9
10
11

Chevron
Lovington San Andres #34
N.M. Lea County
Tubing 1900#
Casing 250#
Surface -0-
Key Energy 412
#59002
Calibrated 11/27/06
Jesus L. Heredia

11/29/06

6 A.M.
7
8
9
10
11
NOON
1
2
3
4
5
6 P.M.
7
8
9
10
11
MIDNIGHT
1
2
3
4
5
GRAPHIC CONTROLS CORPORATION
BUFFALO, NEW YORK
BR 2221

Chevron · Lovington San Andres Unit #33
Lea Co. NM
11.29.06
Key # 412
TIK # 0116728.1302407
Sergio Zambrano

TB. 1850 PSI
Surface. 0 PSI
Intermittent Blow
Casing 0 PSI

1000# Spring. Last calibrated 11/16/06

Key # 412

GRAPHIC CONTROLS CORPORATION
BUFFALO, NEW YORK
BR 2221
6 A.M.
7
8
9
10
11
NOON
1
2
3
4
5
6 P.M.
7
8
9
10
11
MIDNIGHT
1
2
3
4
5
6

Chevron. Lovington. San Andres Unit #403
Lea Co. NM
12-2-06
Key #412
TRK# 0116728-1302407
SERGIO ZAMORANO
TB. 1800 PSI
Surface 0 PSI
Intmd. Blow
Casing 0 PSI
1000# Spring (Last Calibrated 11/16/06)

Key #412 ✓

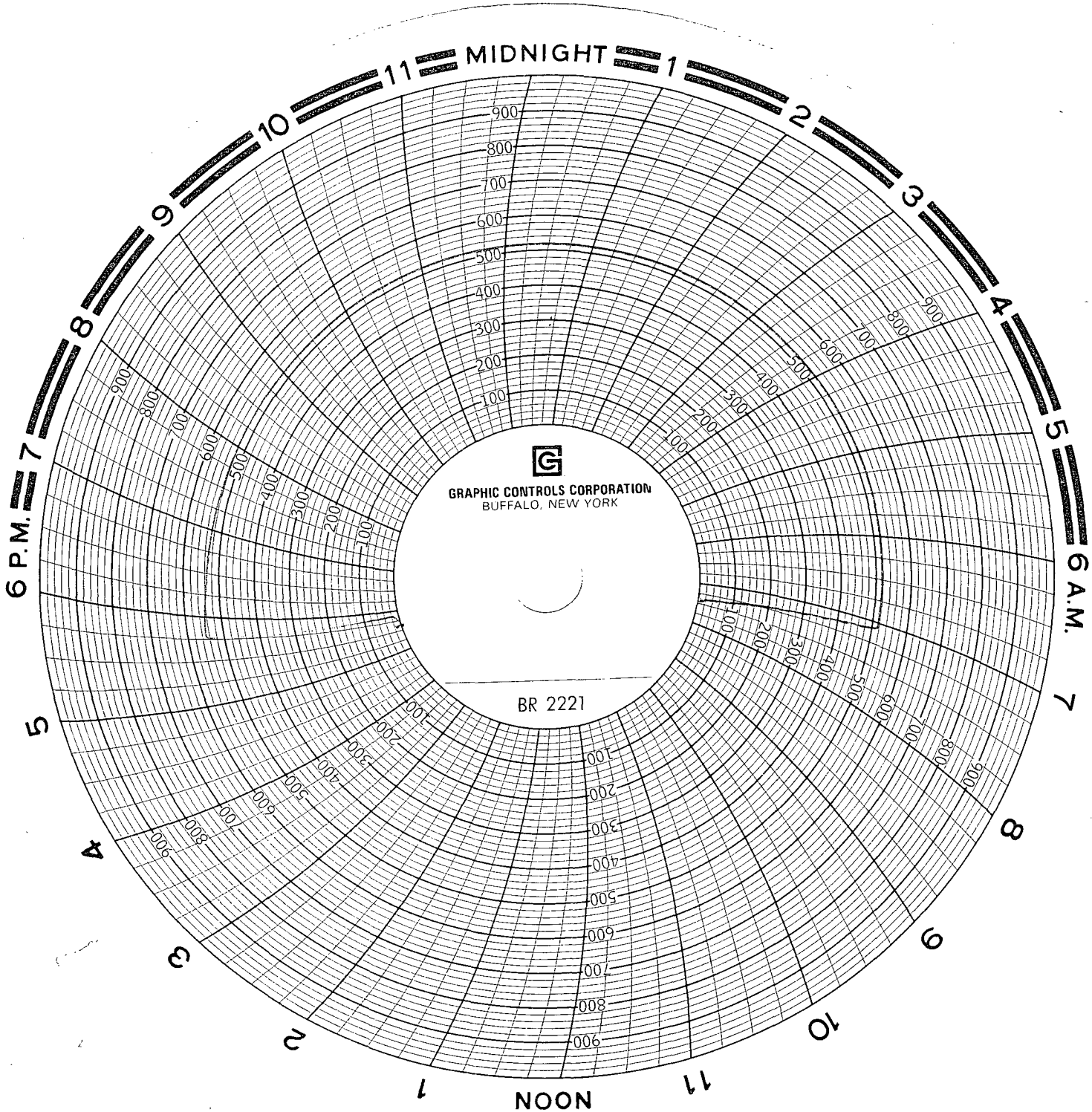
MIDNIGHT
1
2
3
4
5
6 A.M.
7
8
9
10
11
NOON
1
2
3
4
5
6 P.M.
7
8
9
10
11
GRAPHIC CONTROLS CORPORATION
BUFFALO, NEW YORK
BR 2221

Chevron. Langton San Andres Unit #13
Lea Co. NM
12.2.06

Key #412
TRK#0116728.1302407
Sergio Zambrano

TD. 2000 PSI
Surface. 0 PSI
Intmd. Blow PSI
Casing Blow PSI

1000# Spring. Last Calibrated 11/16/06

Key #412

GRAPHIC CONTROLS CORPORATION
BUFFALO, NEW YORK
BR 2221
6 A.M.
7
8
9
10
11
NOON
1
2
3
4
5
6 P.M.
7
8
9
10
11
MIDNIGHT
1
2
3
4
5
6

CHEVRON · LOVINGTON San Andres Unit #9
LEA Co. NM
12-2-06
KEY #412
TRK # 01116728-130467
SERGIO ZAMBRANO

TB 1150 PSI
SURFACE 0 PSI
Initial · Blow
CASING Blow

1000 # SPRING, LAST CALIBRATED 11/16/06.

Kay Hill

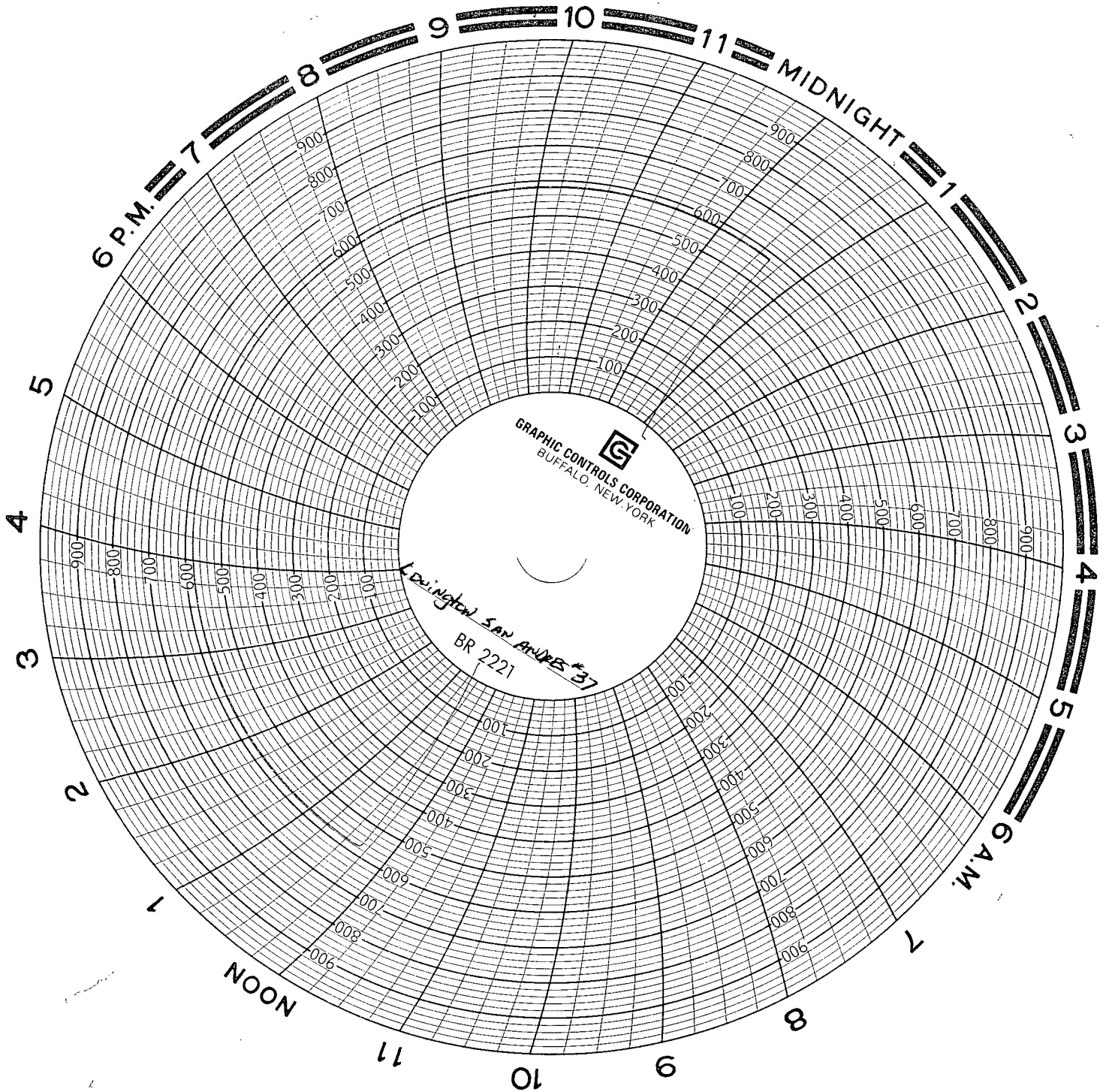
GRAPHIC CONTROLS CORPORATION
BUFFALO, NEW YORK
Lexington San Andres #37
BR 2221
6 P.M.
7
8
9
10
11
MIDNIGHT
1
2
3
4
5
6 A.M.
7
8
9
10
11
NOON
1
2
3
4
5

12/1/06

Chevron
Lovington San Andres
Unit # 37
N.M. Lea County
Tubing 600#
Casing 300#
Surface -0-
Key ENERGY 4/2
#59002
Calibrated 11/27/06
Jesus L. Heredia

GRAPHIC CONTROLS CORPORATION
BUFFALO, NEW YORK
BR 2221
6 P.M.
7
8
9
10
11
MIDNIGHT
1
2
3
4
5
6 A.M.
7
8
9
10
11
NOON
1
2
3
4
5

Chevron 12/1/06
Lovington San Andres
Unit #20
N.M. Lea County
Tubing 1100
Casing -0-
Surface -0-
Key Energy 412
#59002
Calibrated 11/27/06
Jesus L. Heredia

NOON
1
2
3
4
5
6 P.M.
7
8
9
10
11
MIDNIGHT
1
2
3
4
5
6 A.M.
7
8
9
10
11
GRAPHIC CONTROLS CORPORATION
BUFFALO, NEW YORK
BR 2221

Chevron
Lovington San Andres
Unit #18
N.M. Lea County
Tubing 500#
Casing -0-
Surface -0-
Key Energy 412
#59002
Calibrated 11/27/06
Jesus L. Heredia

12/1/06

GRAPHIC CONTROLS CORPORATION
BUFFALO, NEW YORK
BR 2221
6 A.M.
7
8
9
10
11
NOON
1
2
3
4
5
6 P.M.
7
8
9
10
11
MIDNIGHT
1
2
3
4
5
6

CHEVRON - LOVINGTON SAN ANDRES UNIT #116
LEA CO. NM
12-1-06
KEY #412
TIK # 0116728-1302407
SERGIO ZAMORANO
TB. 2000 PSI
SURFACE - 0 PSI
Intmd. 0 PSI
CASING 0 PSI

LOAD # SPRING LAST CALIBRATED 11/16/06

JS Key #412

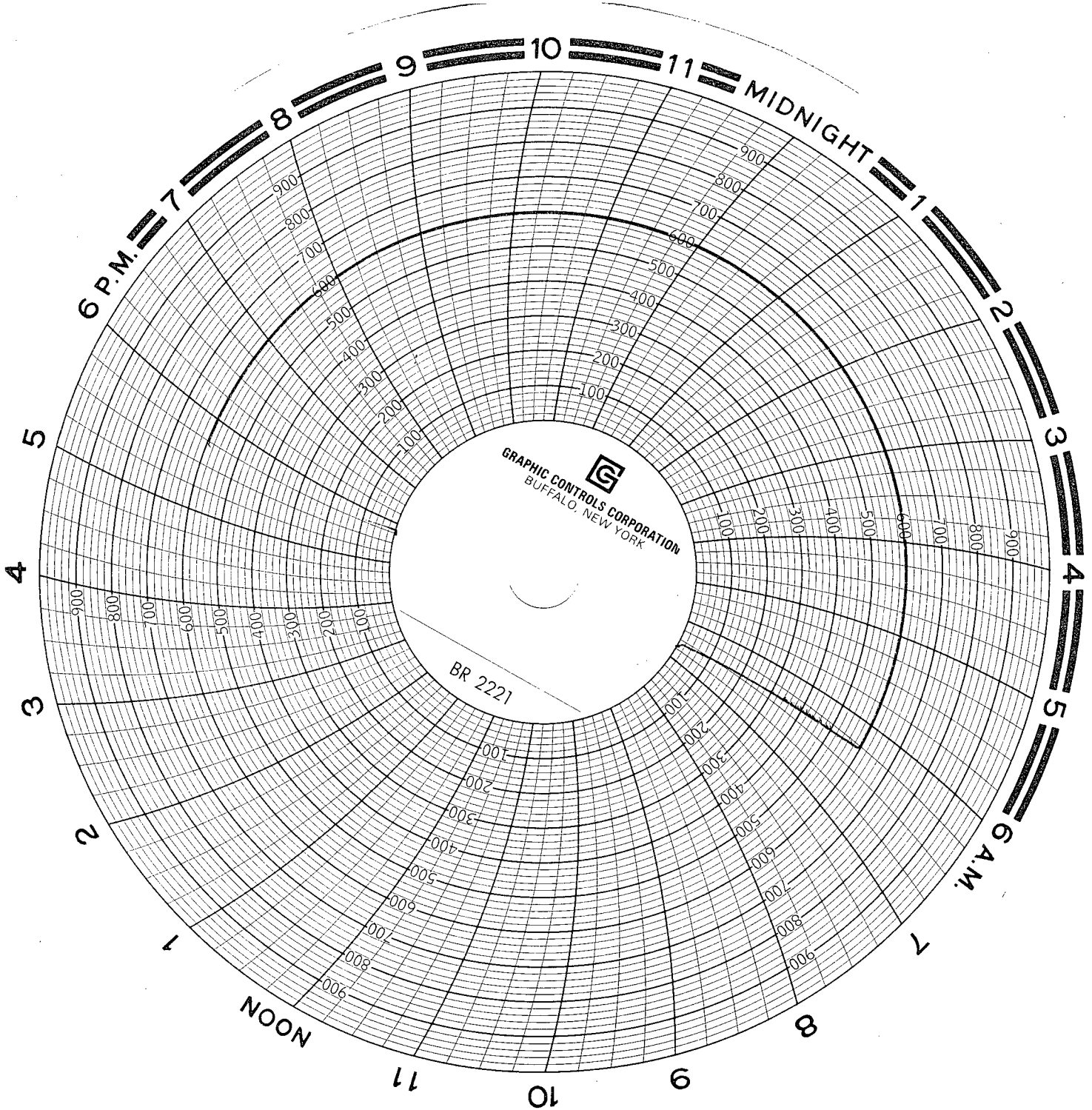
GRAPHIC CONTROLS CORPORATION
BUFFALO, NEW YORK
BR 2221
6 P.M.
7
8
9
10
11
MIDNIGHT
1
2
3
4
5
6 A.M.
7
8
9
10
11
NOON
1
2
3
4
5

CHEVRON - LOVINGTON SAN ANDRES #7
LEA CO. NM
12-1-06
KEY # 412
TRK # 01146728.B02407
STEGED ZAMBRANO
TB: 1325 PSI
SWFPRE: 0 PSI
CASING 0 PSI

1000# SPRING. LAST CALIBRATED 11/16/06

Key #412

GRAPHIC CONTROLS CORPORATION
BUFFALO, NEW YORK
BR 2221
6 P.M.
7
8
9
10
11
MIDNIGHT
1
2
3
4
5
6 A.M.
7
8
9
10
11
NOON
1
2
3
4
5

CHEVRON · LOVINGTON SAN Andres Unit #58
LEA CO. NM
12-1-06
Key #412
TRK #0116728 · 1302407
SERGIO ZAMORANO

TB: 0 PSI Inactive
Surface 0 PSI
Intermed. 0 PSI
Casing 0 PSI

100LBS # Spring · Last Cal. 11/16/06

Key #412

GRAPHIC CONTROLS CORPORATION
BUFFALO, NEW YORK
BR 2221
Louisiana Sav Andres #21
6 P.M.
7
8
9
10
11
MIDNIGHT
1
2
3
4
5
NOON

Chevron
Lovington San Andres
Unit # 21
N.M. Lea County
Tubing 2000#
Casing -0-
Surface 300#
Key ENERGY 4/2
#5900 Z
Calibrated 11/27/06
Joshua L. Heredia

12/1/06

GRAPHIC CONTROLS CORPORATION
BUFFALO, NEW YORK
Livingston San Andreas #15
BR 2221
MIDNIGHT
1
2
3
4
5
6 A.M.
7
8
9
10
11
NOON
1
2
3
4
5
6 P.M.
7
8
9
10
11

Chevron

Lovington San Andres 12/1/06
Unit #15
N.M. Lea County
Tubing 1650#
Casing -0-
Surface -0-
Key Energy 412
#59002
Calibrated 11/27/06
Jesus L. Heredia

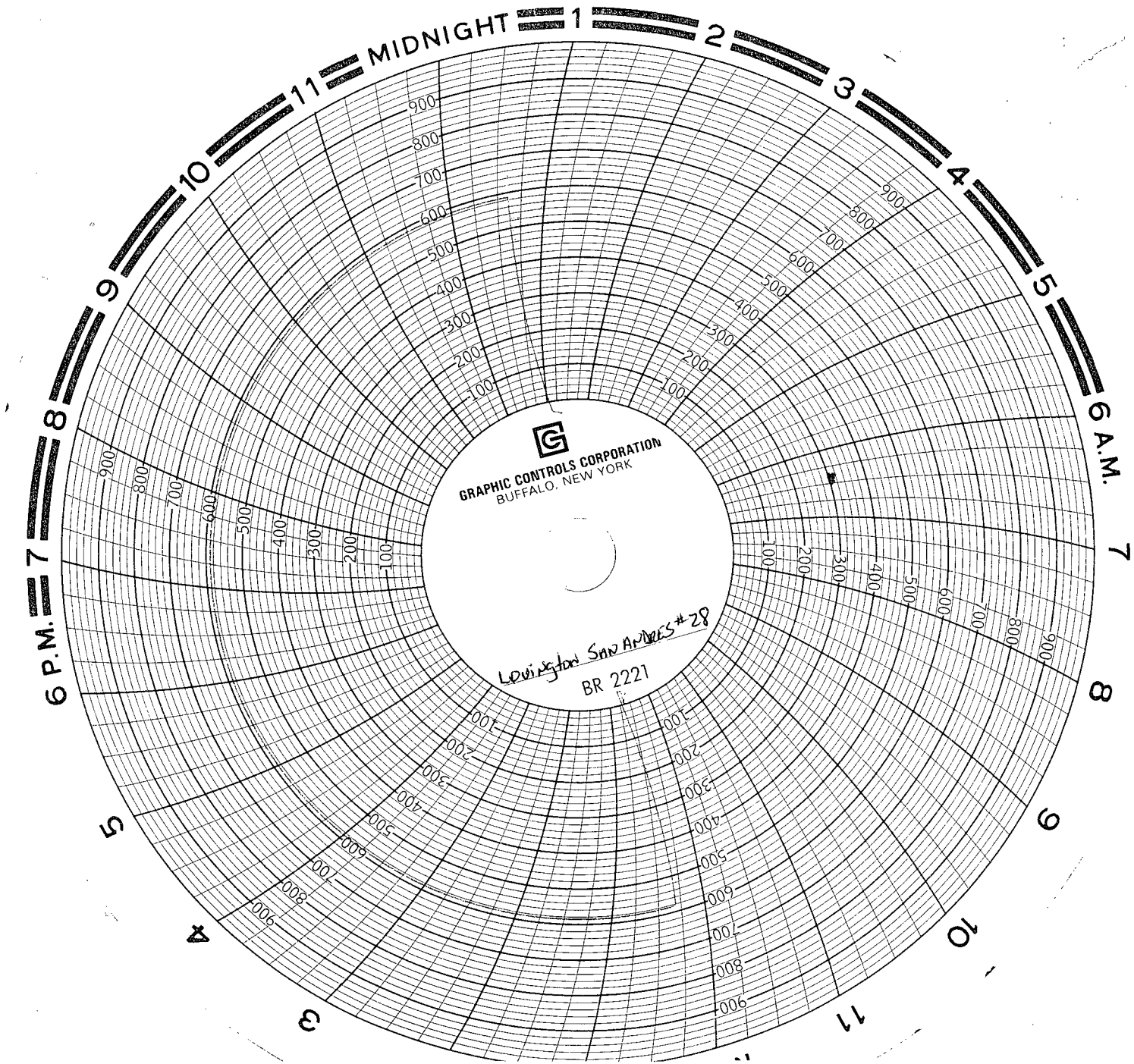
MIDNIGHT
1
2
3
4
5
6 A.M.
7
8
9
10
11
6 P.M.
GRAPHIC CONTROLS CORPORATION
BUFFALO, NEW YORK
Lexington San Andres #28
BR 2221

Chevron 11/28/06
Lovington San Andres
Unit #28
N.M. Lea County

Tubing
Casing -0-
Surface -0-

Key Energy 4/2
#59002
Calibrated 11/27/06
Jesus L. Heredia

NOON
1
2
3
4
5
6 P.M.
7
8
9
10
11
MIDNIGHT
1
2
3
4
5
6 A.M.
7
8
9
10
11
100
200
300
400
500
600
700
800
900
GRAPHIC CONTROLS CORPORATION
BUFFALO, NEW YORK
Lexington Gas Analysis #3
BR 2221

Chevron
Lovington San Andres 11/28/06
Unit #3
N.M. Lea County

Tubing 2100#
Casing 250#
Surface -0-

Key Energy
#59002
Calibrated 11/27/06
Jesus L. Heredia

GRAPHIC CONTROLS CORPORATION
BUFFALO, NEW YORK
Calibration Chart Model 5 #10
BR 2221
6 A.M.
7
8
9
10
11
NOON
1
2
3
4
5
6 P.M.
7
8
9
10
11
MIDNIGHT
1
2
3
4
5
6

Chevron
Lovington San Andres 11/28/06
Unit # 10
N.M. Lea County

Tubing 2000#
Casing 200#
Surface -0-
Key Energy 417
59002
Calibrated 11/27/06
Jesus L. Heredia

NOON
1
2
3
4
5
6 P.M.
7
8
9
10
11
MIDNIGHT
1
2
3
4
5
6 A.M.
7
8
9
10
11
GRAPHIC CONTROLS CORPORATION
BUFFALO, NEW YORK
BR 2221

Chevron
Lovington
SAN ANDRES #29
N.M. Lea County

11/28/06

Tubing 2000 #
Casing 200 #
Surface -0-

Key ENERGY 412
#59002
Calibrated 11/27/06
Jesus L. Heredia ✓

NOON
1
2
3
4
5
6 P.M.
7
8
9
10
11
MIDNIGHT
1
2
3
4
5
6 A.M.
7
8
9
10
11
BR 2221
GRAPHIC CONTROLS CORPORATION
BUFFALO, NEW YORK

CHEVRON - LOVINGTON SAN ANDRES #32
LEA CO. NM
11-28-06
KEY #412
TRK #0116728 1302407
SERGIO ZAMBRANO ✓
TB - 2100
SURFACE - 0 PSI
INTERMEDIATE - 0 PSI
CASING 0 PSI

WORKSTRING - LAST CALIBRATED 11/16/06

Sergio Zambrano #412

NOON
1
2
3
4
5
6 P.M.
7
8
9
10
11
MIDNIGHT
1
2
3
4
5
6 A.M.
7
8
9
10
11
BR 2221
GRAPHIC CONTROLS CORPORATION
BUFFALO, NEW YORK

Ethelwn - Luuinlo.bm Sam aualkas Llutt # 59
Lea Co. Mil
11-28-06
Kiev Irlnz
Tryhalicthe
Seekia Zmulwalio (302407)

Surface: To: 20000 + Post
Chisinu 0 Post

Ivy # Sfrmg . Lmst Calibrated 11 file low

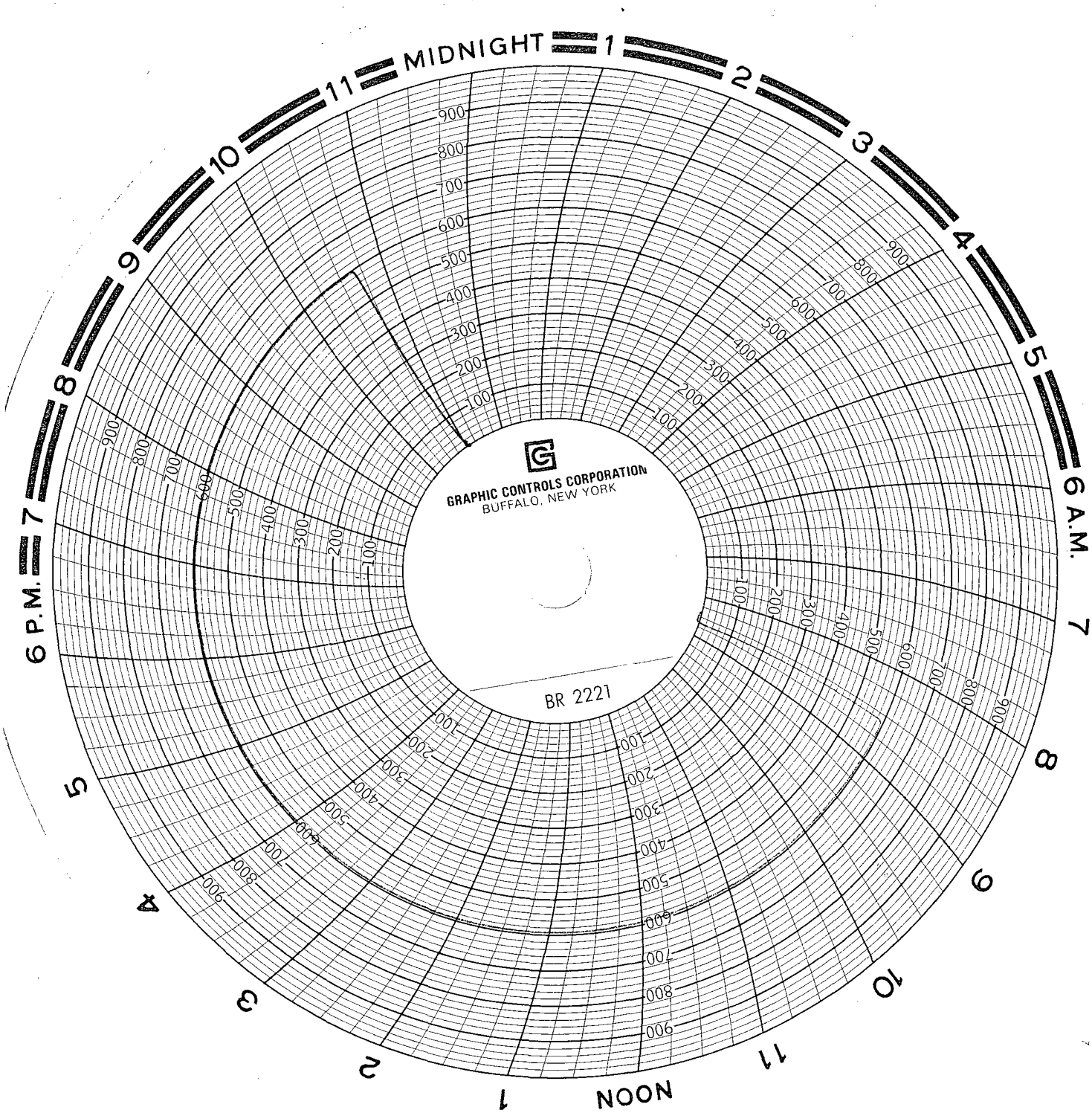
MIDNIGHT
1
2
3
4
5
6 A.M.
7
8
9
10
11
NOON
1
2
3
4
5
6 P.M.
7
8
9
10
11
GRAPHIC CONTROLS CORPORATION
BUFFALO, NEW YORK
BR 2221

Chevron - Lovington San Andres Unit #206
LEA CO. NM
11.28.06
KEY#412
TK# 0116728 1302401
Sergio Zambrano

TB. 1950 PSI
SURFACE. 0 PSI
CASING 0 PSI

1000# SPRING LAST CALIBRATED 11/16/06

822. Key #412 ✓

GRAPHIC CONTROLS CORPORATION
BUFFALO, NEW YORK
BR 2221
NOON
1
2
3
4
5
6 P.M.
7
8
9
10
11
MIDNIGHT
1
2
3
4
5
6 A.M.
7
8
9
10
11

Chevron. Lovington San Andres Unit #25
Lea Co. NM
11-28-11
Key #412
TYL # 0111728-13024107
Sergio Zambrano
TB- 2000 PSI
Surface - 0 PSI
Intermediate 0 PSI
Casing 0 PSI
100# Spring Last Calibrated 11/16/10

Key #412

NOON
1
2
3
4
5
6 P.M.
7
8
9
10
11
MIDNIGHT
1
2
3
4
5
6 A.M.
7
8
9
10
11
BR 2221
GRAPHIC CONTROLS CORPORATION
BUFFALO, NEW YORK

Chevron - Lovington San Andres Unit #12
Lea Co. NM
11-28-06
Key #412
TYPE # CH0728 - 130240
Sergio Zamarano ✓

TB. 2000 PSI
SURFACE - 0 PSI
CASING - 0 PSI

1000# SPRING LAST CALIBRATED 11/16/06

Key #412 ✓

NOON
1
2
3
4
5
6 P.M.
7
8
9
10
11
MIDNIGHT
1
2
3
4
5
6 A.M.
7
8
9
10
11
GRAPHIC CONTROLS CORPORATION
BUFFALO, NEW YORK
BR 2221
Lexington San Andreas #11

Chevron
Louisiana San Joaquin
Unit # 11
N.M. Lea County
Tubing - 2100#
Casing - 300#
Surface - 0 -
Key Energy 412
5002 11/37 Ice
California Headquarters

11/37

MIDNIGHT
6 A.M.
NOON
6 P.M.
GRAPHIC CONTROLS CORPORATION
BUFFALO, NEW YORK
Lexington Sin Andres #17
BR 2221

Chevron
Lovington San Andres 12/1/06
Unit # 17
N.M. Lea County
Tubing 650 #
Casing 200 #
Surface -0-
Key Energy 412
#59002
Calibrated 11/27/06
Jesus F. Heredia (Failed SA)

GRAPHIC CONTROLS CORPORATION
BUFFALO, NEW YORK
BR 2221
NOON
1
2
3
4
5
6 P.M.
7
8
9
10
11
MIDNIGHT
1
2
3
4
5
6 A.M.
7
8
9
10
11

Chevron. Livingston San Andres Unit #[redacted]
Lea Co. NM
11.30.06
Key #412
TRK #0116728.120240
STERGIO ZAMBRANO [redacted]
TB. 2050 PSI
SURFACE. 0 PSI
INTERM. 0 PSI
CASING 0 PSI
HOOD # SPRING. LAST CALIBRATED 11/16/06

50

Failed
Could only lose 59 PSI
Lost APROX. 65 PSI

Keyser

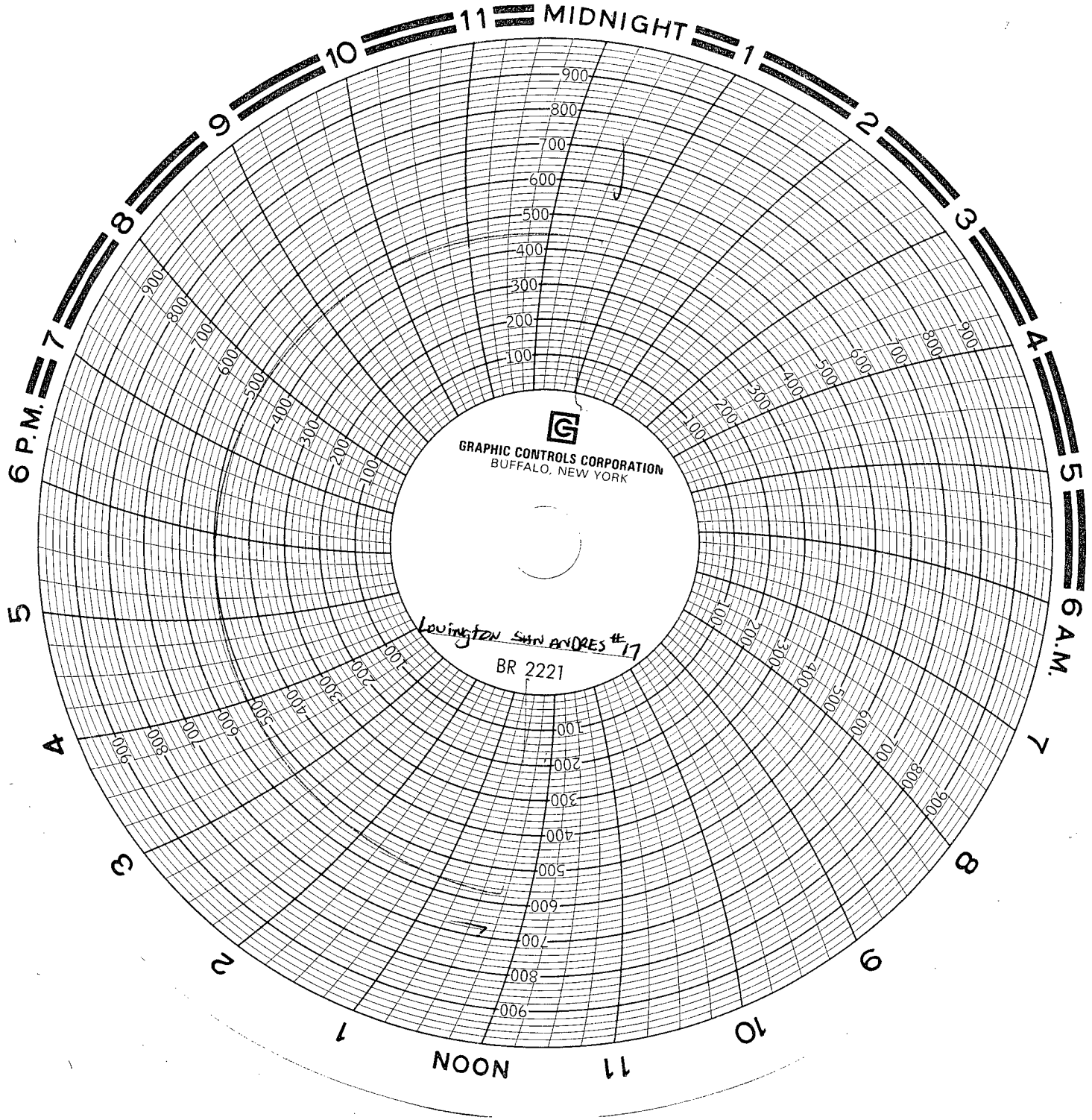
MIDNIGHT
NOON
6 A.M.
6 P.M.
GRAPHIC CONTROLS CORPORATION
BUFFALO, NEW YORK
Lovington San Andres #17
BR 2221

Chevron 12/1/06
Lovington San Andres
Unit # 17
N.M. Lea County
Tubing 650 #
Casing 200 #
Surface 0 -
Key Energy 412
#59002
Calibrated 11/27/06
Jesus S. Heredia (Failed SAD)

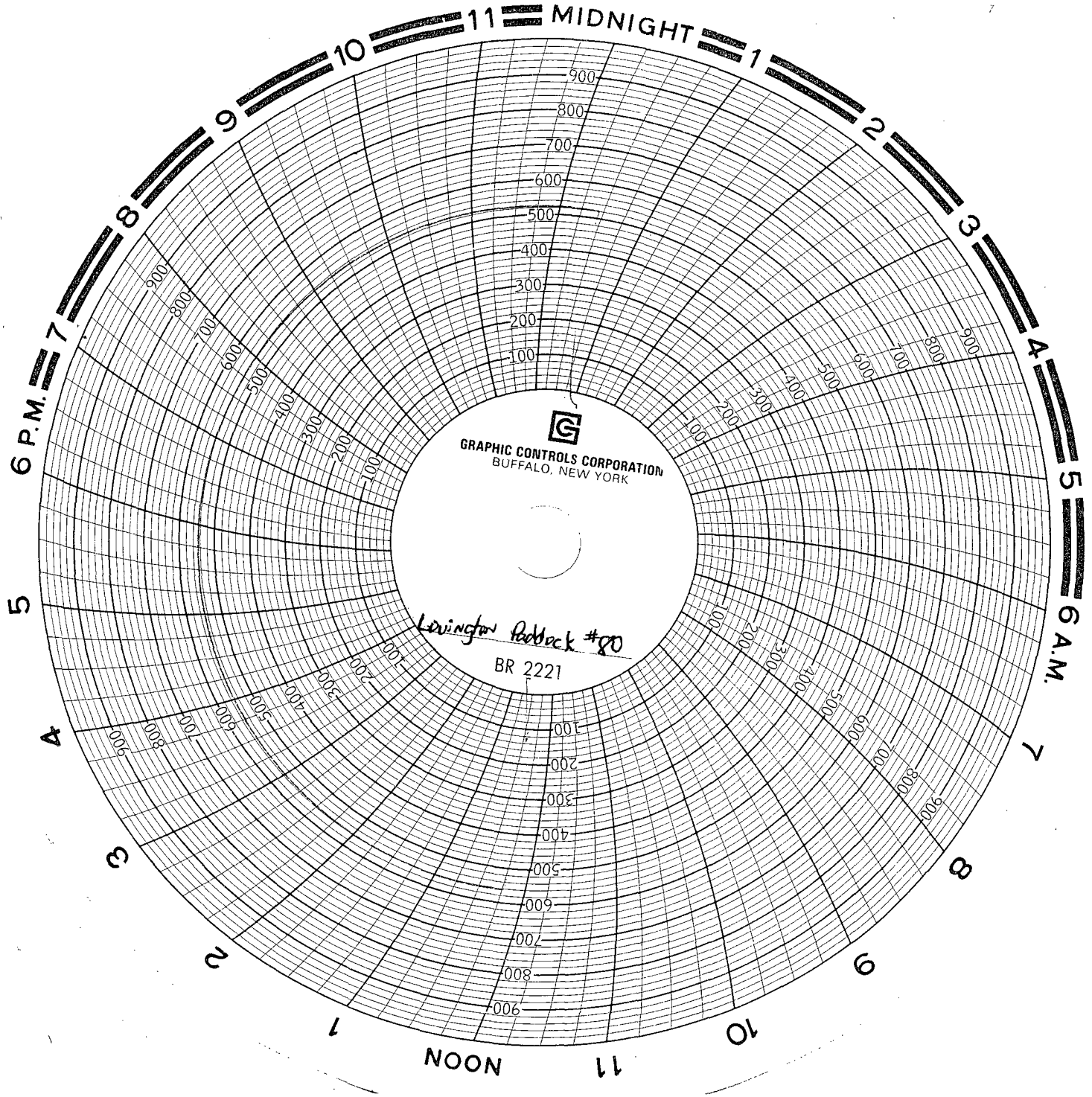
MIDNIGHT
1
2
3
4
5
6 A.M.
7
8
9
10
11
NOON
1
2
3
4
5
6 P.M.
7
8
9
10
11
GRAPHIC CONTROLS CORPORATION
BUFFALO, NEW YORK
Livingston Paddock #80
BR 2221

Chevron 11/30/06
Lovington Paddock
Unit # 80
N.M. Lea County
Tubing 200#
Casing -0-
Surface -0-

Key Energy 412
#59002
Calibrated 11/27/06
Jesus L. Heredia

GRAPHIC CONTROLS CORPORATION
BUFFALO, NEW YORK
BR 2221
MIDNIGHT
6 A.M.
NOON
6 P.M.

CHEVRON · LOVINGTON PADDOCK UNIT #167
LEA CO. NM
11.30.06

KEY #412
TIK # 0116728.1302407
STEROID 2AMBRANO

TB. 2000 PSI
SURFACE. 0 PSI
CASING BLOW

1000# SPRING. LAST CALIBRATED 11/16/06

Failed

* WELL LEAKING @ DONUT RING (SMALL DRIPPING)
BUT NOT ENOUGH TO LOSE 80 PSI IN
35 MINUTES — S.2. KEY #412

NOON
1
2
3
4
5
6 P.M.
7
8
9
10
11
MIDNIGHT
1
2
3
4
5
6 A.M.
7
8
9
10
11
BR 2221
GRAPHIC CONTROLS CORPORATION
BUFFALO, NEW YORK

Chevron - Lovington Paddock Unit #82
Lea Co. NM
11-30-06
Key #412
TPK#0116728 1302407
Sergio Zambrano

TG. ? INACTIVE?
Surface. 0 PSI
Intmd. 75 PSI. Oil
Casing 150 PSI

1000# Spring. Last Calibrated 11/16/06

Wellhead Status
Check w/ O.C.D

Potential Problem
Intermediate HAD 75 PSI + Oil,
Could not bleed-off.
Added Gauge. Press. up on
Casing to chart. Chart
Lost 20 PSI + Intermediate Gained 20

Key #412

GRAPHIC CONTROLS CORPORATION
BUFFALO, NEW YORK
West Lowington #37
BR 2221
6 P.M.
7
8
9
10
11
MIDNIGHT
1
2
3
4
5
6 A.M.
7
8
9
10
11
NOON
1
2
3
4
5

Chevron
West Lovington #37 12/4/06
N.M. Lea County
Tubing 1800
Casing 200
Surface 100
Key Energy 412
#59002
Calibrated 11/27/06
Jesus L. Heredia (Failed)
SAS

MIDNIGHT
1
2
3
4
5
6 A.M.
7
8
9
10
11
NOON
1
2
3
4
5
6 P.M.
7
8
9
10
11
GRAPHIC CONTROLS CORPORATION
BUFFALO, NEW YORK
BR 2221

ডেভিলাস. ডেস্ট ডেভিলপমেন্ট কোং
লেক ডি. মেল
৮৭ ৯.৮৮
ইকোনমিক্স ডিপার্টমেন্ট
৩৭৯ কলেজ স্ট্রীট
ডেভিলস ভ্যালি, ৭৯৮৮৬
টেলি: ০ ৪৫৫
ফ্যাক্স: ৯ ৪৫৫
ইমেইল: ০ ৪৫৫
ডেভিলস হিল

ডেস্ট ডেভিলপমেন্ট, ডেস্ট ডেভিলপমেন্ট এলাকা

ডেভিলস ভ্যালি

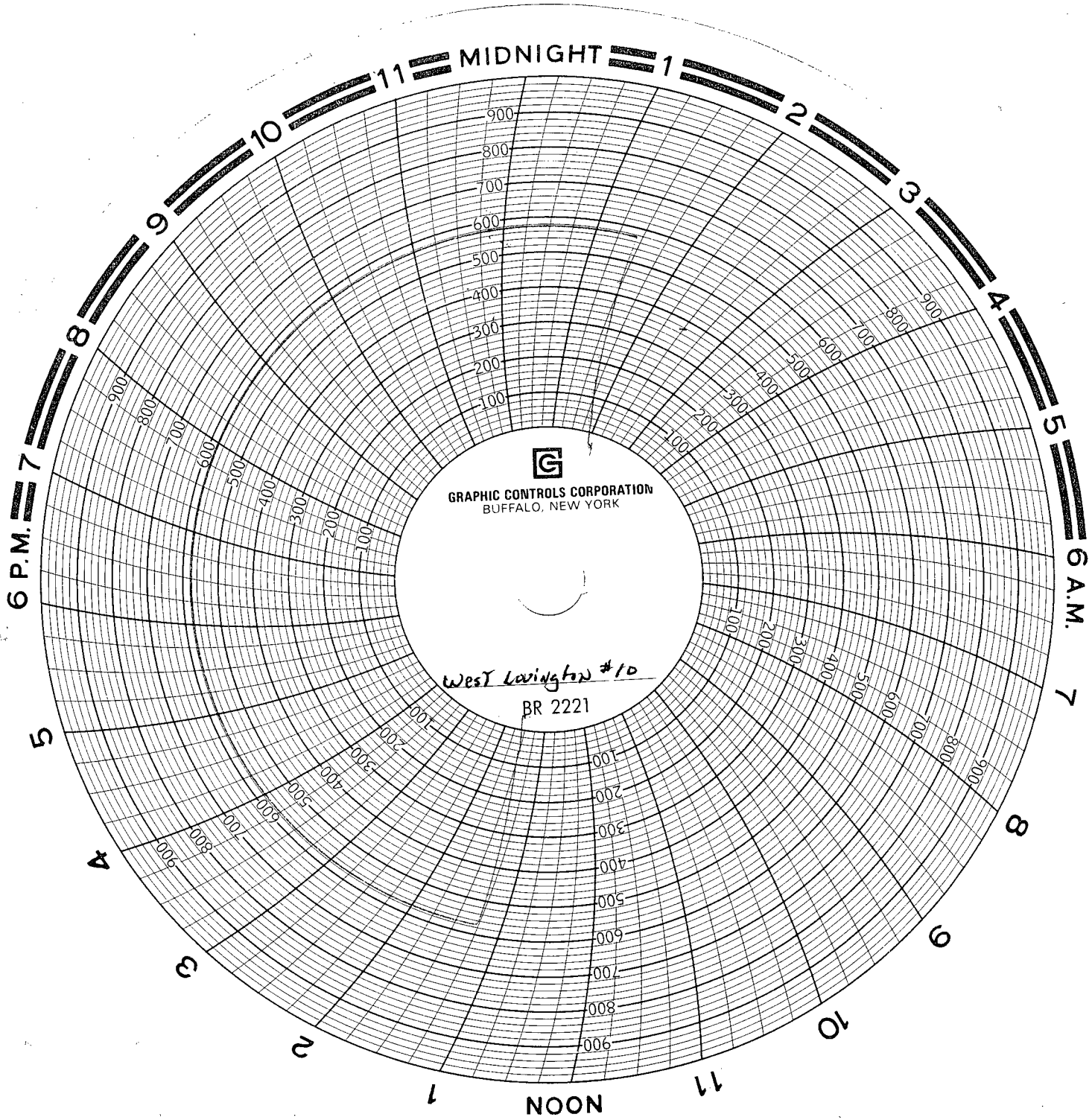
MIDNIGHT
1
2
3
4
5
6 A.M.
7
8
9
10
11
NOON
1
2
3
4
5
6 P.M.
7
8
9
10
11
100
200
300
400
500
600
700
800
900
GRAPHIC CONTROLS CORPORATION
BUFFALO, NEW YORK
West Lavington #10
BR 2221

Chevron
West Lovington #10
N.M. Lea County
Tubing 700#
Casing 350#
Surface -0-
Key ENERGY 412
#59002
Calibrated 11/27/06
Jesus L. Heredia

12/4/06

NOON
1
2
3
4
5
6 P.M.
7
8
9
10
11
MIDNIGHT
1
2
3
4
5
6 A.M.
7
8
9
10
11
BR 2221
GRAPHIC CONTROLS CORPORATION
BUFFALO, NEW YORK

CHEVRON. WEST LOVINGTON UNIT #50
LEA CO. NM
12-5-06
RIG #412
TKT # 01167720. 1302407
SERGIO ZAMBRANO
TB. 1800 PSI
SURFACE - 0 PSI
INTERM. - 0 PSI
CASING - BLOW

WOO# SPRING. LAST CALIBRATED 11/16/06

RIG #412

GRAPHIC CONTROLS CORPORATION
BUFFALO, NEW YORK
BR 2221
NOON
1
2
3
4
5
6 P.M.
7
8
9
10
11
MIDNIGHT
1
2
3
4
5
6 A.M.
7
8
9
10
11

L'Hauren. WEST LOVINGTON UNIT #39
Lea Co. NM
12.5.06
Key #412
TRK #0116778.1302407
SEYGID ZAMBRANO
TB. 1840 PSI
SURFACE. 0 PSI
Intmd. 0 PSI
CASING 400 PSI
1000# SPRING, LAST CALIBRATED 11/16/06

S. Key #412

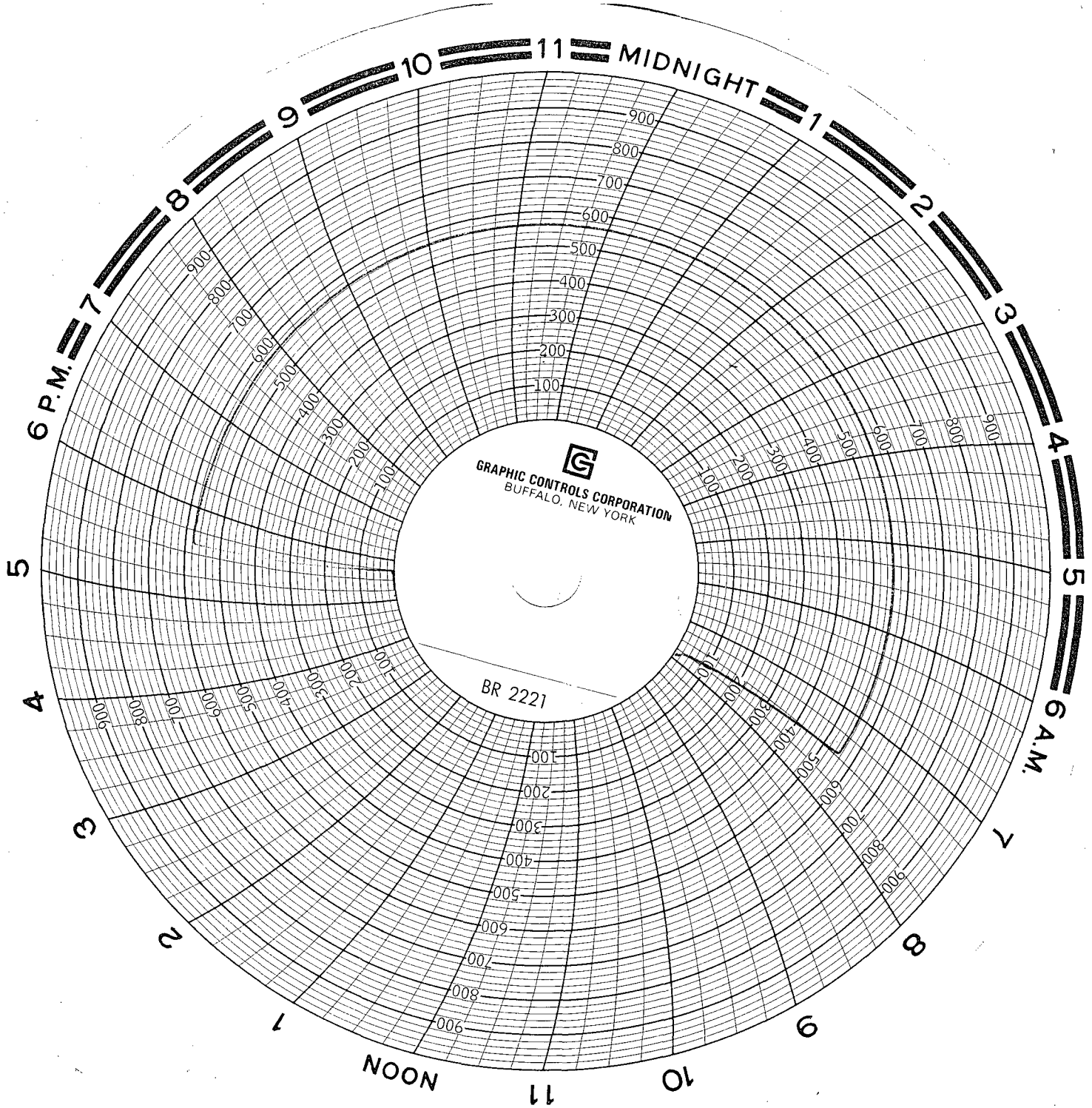
GRAPHIC CONTROLS CORPORATION
BUFFALO, NEW YORK
BR 2221
MIDNIGHT
1
2
3
4
5
6 A.M.
7
8
9
10
11
NOON
1
2
3
4
5
6 P.M.
7
8
9
10
11

CHEVRON. WEST LOVINGTON UNIT #46
LEA CO. NM
12-5-06

KEY #412
TRK # 0116728. 1302407
SERGIO ZAMORANO

TP. 1825 PSI
SURFACE 0 PSI
Intmd. 0 PSI
CASING BLOW

10000# SPRING. LAST CALIBRATED 11/16/06

JS. Key #412

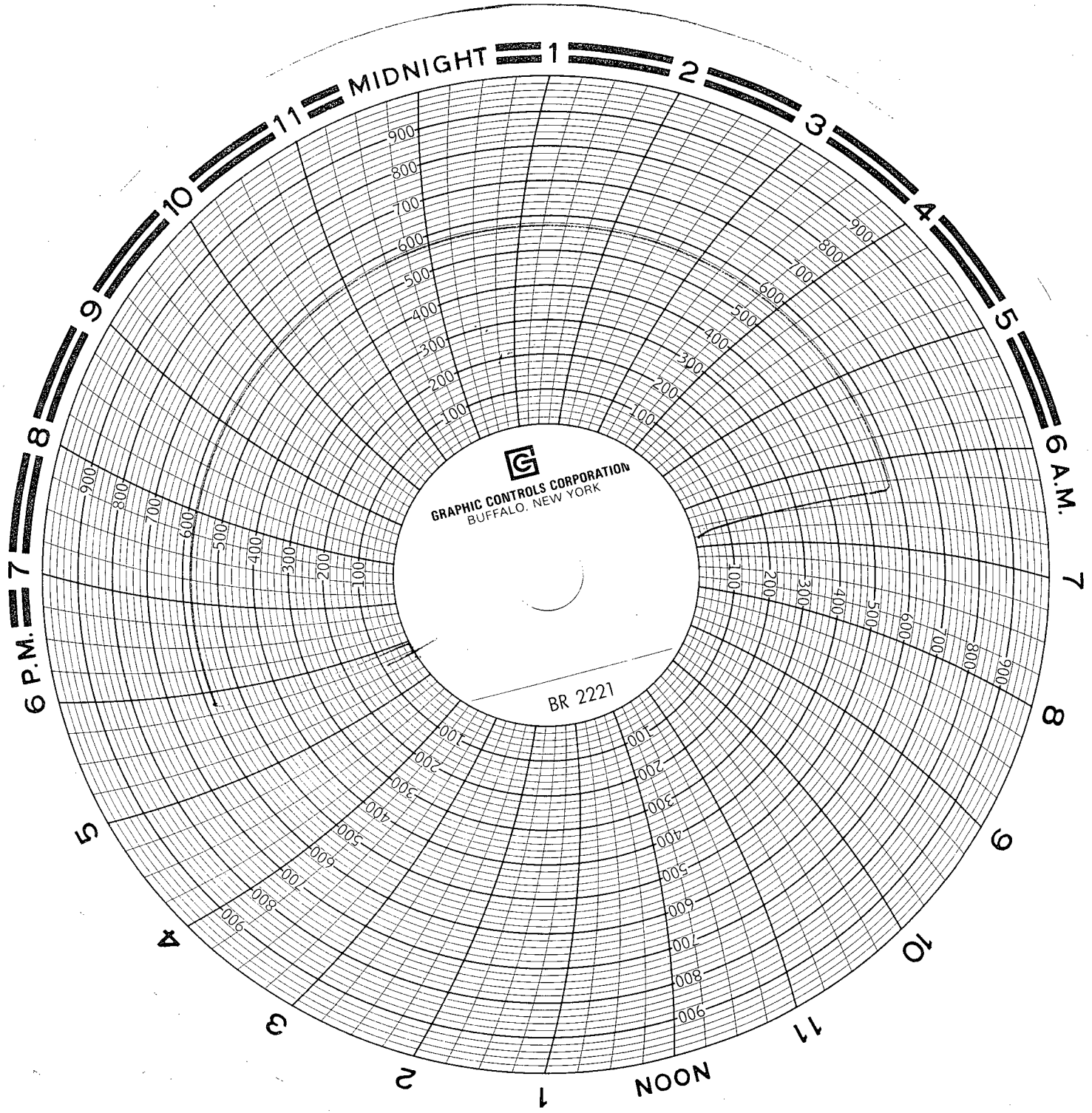
MIDNIGHT
1
2
3
4
5
6 A.M.
7
8
9
10
11
NOON
11
10
9
8
7
6 P.M.
5
4
3
2
1
GRAPHIC CONTROLS CORPORATION
BUFFALO, NEW YORK
BR 2221

CARLSBAD WEST LOVINGTON UNIT #27
LEA CO. NM
12-5-06
KEY #412
TIR #0111728-BD2467
SERGIO ZAMBRANO

TB: 1850 PSI
SURFACE: 0 PSI
INTMD: 0 PSI
CASING 0 PSI
LOCK# SPRING: LAST CALIBRATED 11/11/06

Regg

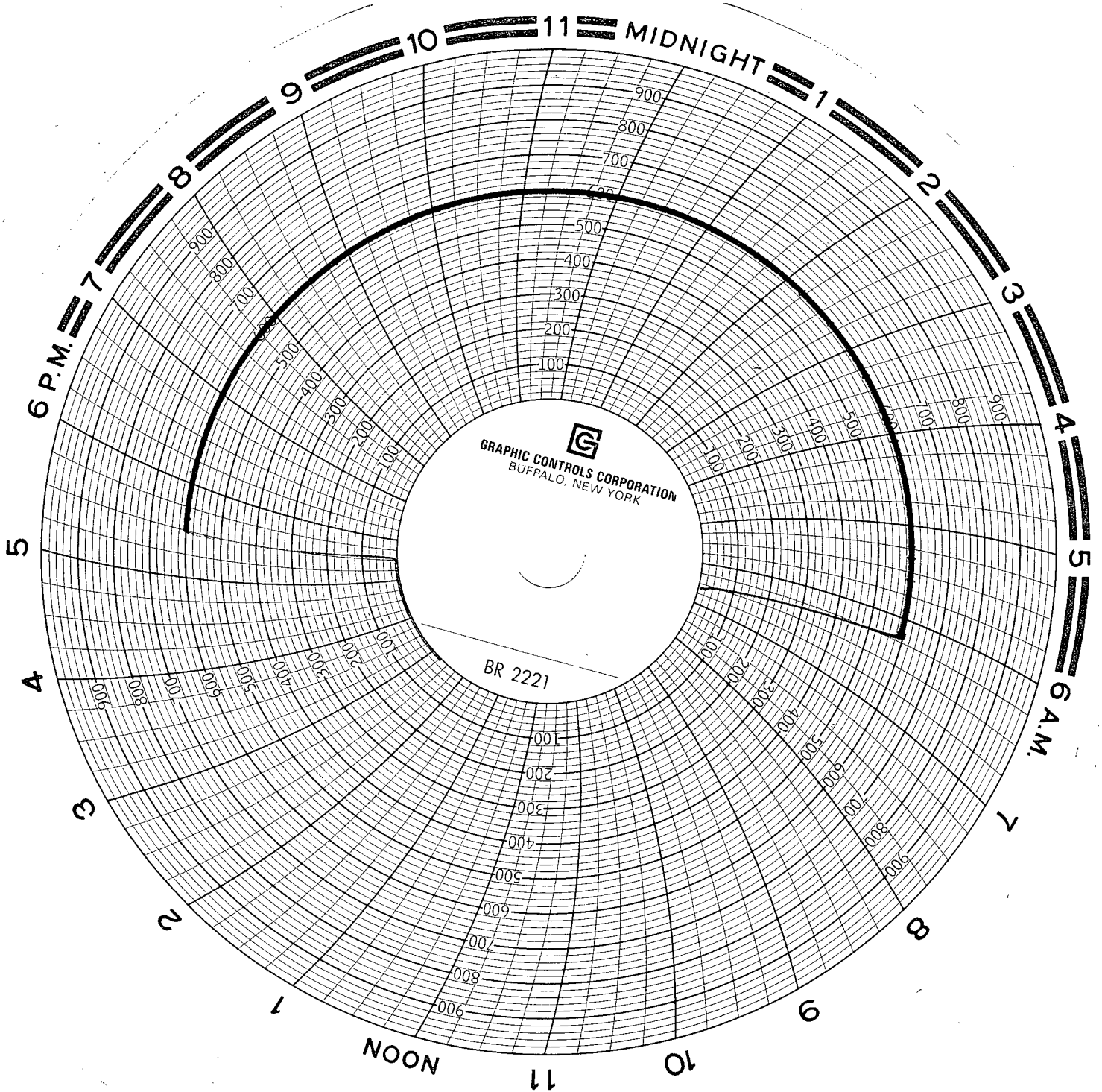
6 A.M.
7
8
9
10
11
NOON
1
2
3
4
5
6 P.M.
7
8
9
10
11
MIDNIGHT
1
2
3
4
5
GRAPHIC CONTROLS CORPORATION
BUFFALO, NEW YORK
BR 2221

LEASE NAME: WEST LOGINGTON UNIT #99
LEASE CO: ANNL
12-5-06
KEY #: 4112
TICKET #: 01116723 - 1302407
SERVICE: ZANDIANO
TBG: 1450 PSI
SURFACE 0 PSI
CASING 0 PSI
1450 # SPRING LAST CALIBRATED 11/11/06

Key #112

GRAPHIC CONTROLS CORPORATION
BUFFALO, NEW YORK
West Lewisburg
BR 2221
NOON
1
2
3
4
5
6 P.M.
7
8
9
10
11
MIDNIGHT
1
2
3
4
5
6 A.M.
7
8
9
10
11

Chevron 12/5/06
West Lovington #82
N. M. Lea County
Tubing 1800#
Casing 500#
Surface -0-

Key Energy 412
#59002
Calibrated 11/27/06
Jesus L. Hendea ✓

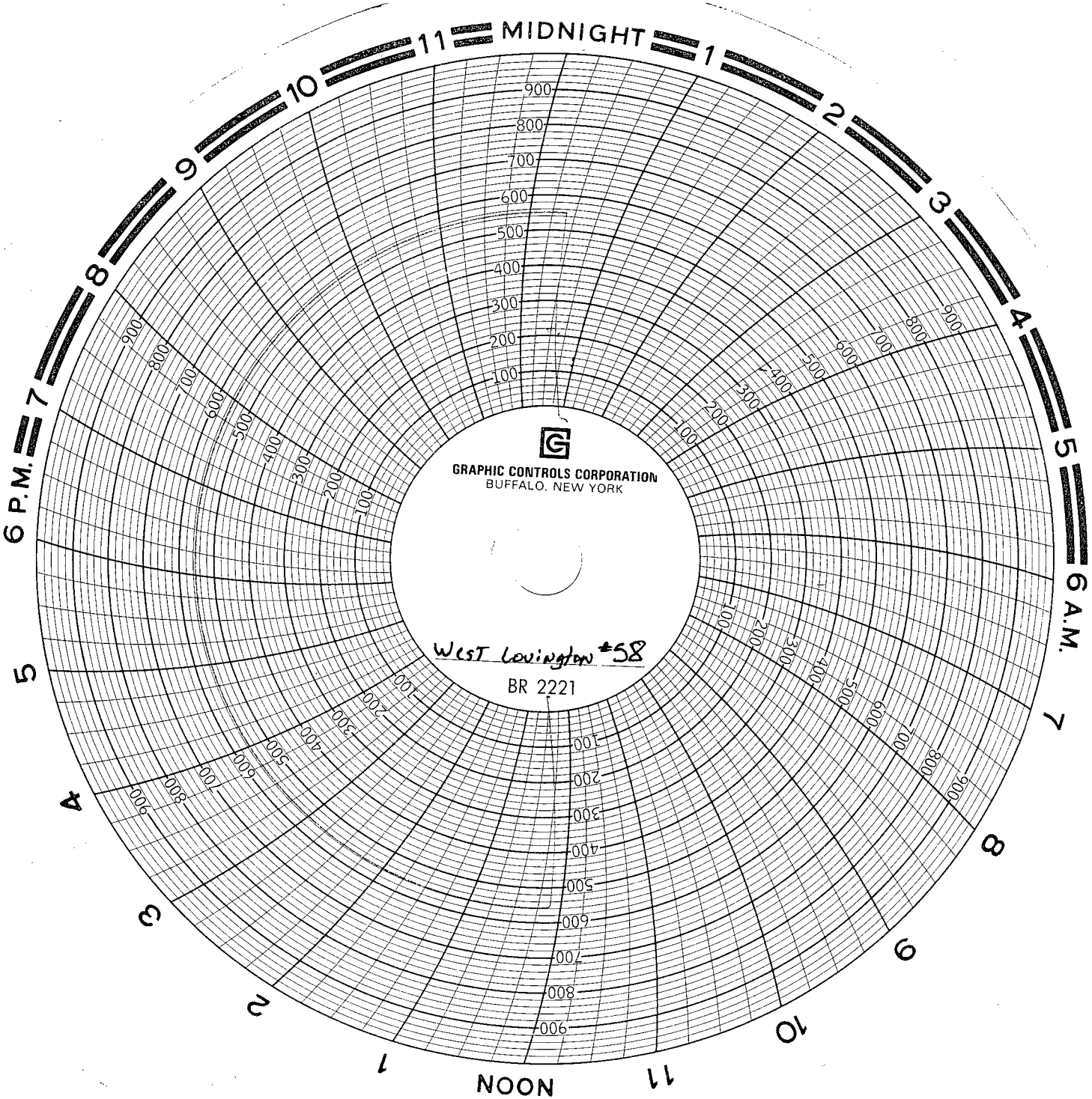
MIDNIGHT
NOON
6 A.M.
6 P.M.
GRAPHIC CONTROLS CORPORATION
BUFFALO, NEW YORK
West Lovington #58
BR 2221

12/5/06

Chevron
West Lovington #58
N.M. Lea County
Tubing 1800#
Casing -0-
Surface -0-
Key ENERGY 4/2
#59002
Calibrated 11/27/06
Jesus L. Heredia

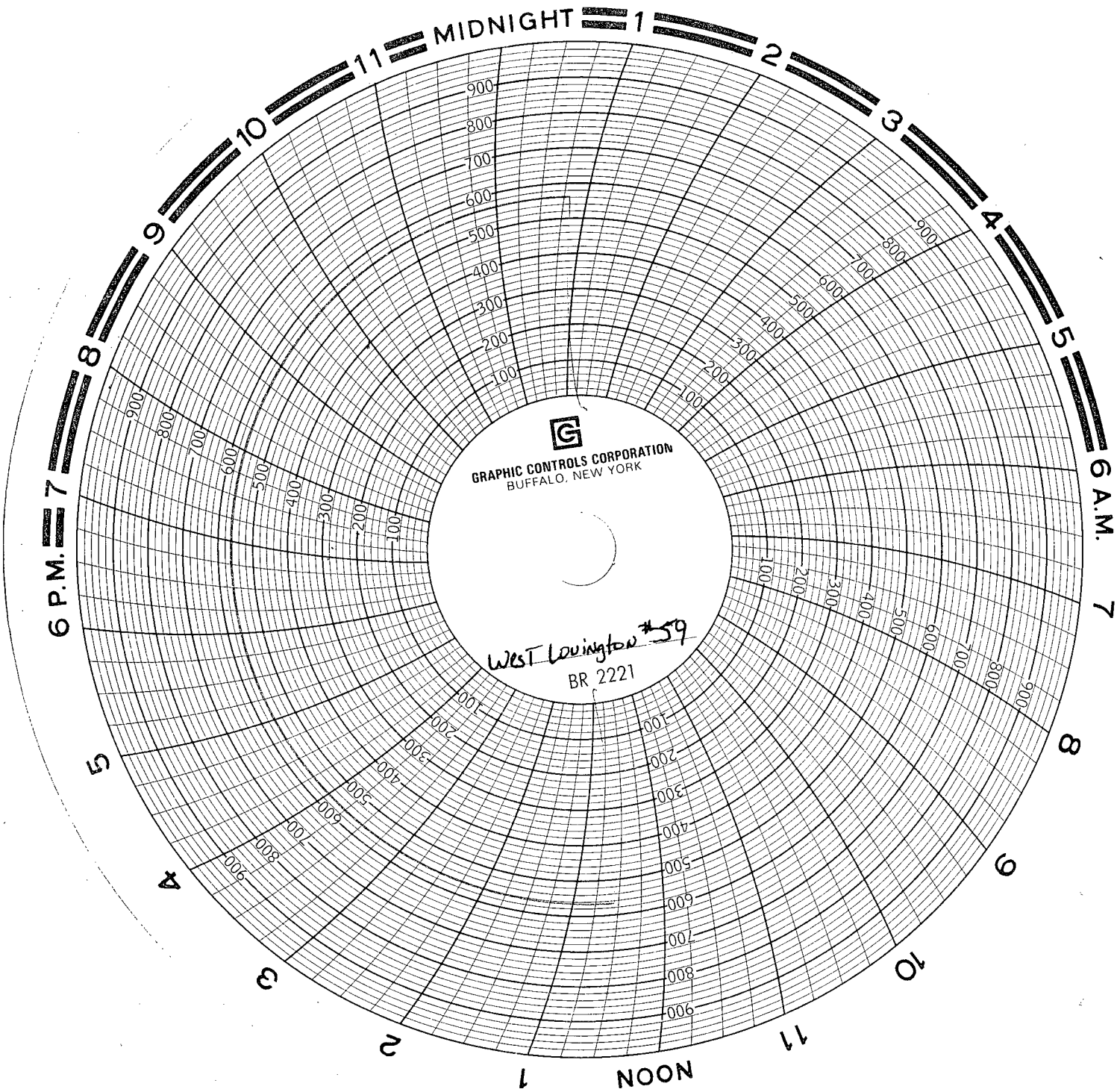
MIDNIGHT
1
2
3
4
5
6 A.M.
7
8
9
10
11
NOON
1
2
3
4
5
6 P.M.
7
8
9
10
11
GRAPHIC CONTROLS CORPORATION
BUFFALO, NEW YORK
West Lovington #59
BR 2221

Chevron
West Lovington #59 12/5/06
N.M. Lea County
Tubing 1000#
Casing -0-
Surface -0-
Key ENERGY 412
#59002
Calibrated 11/27/06
Jesus L. Hurdia

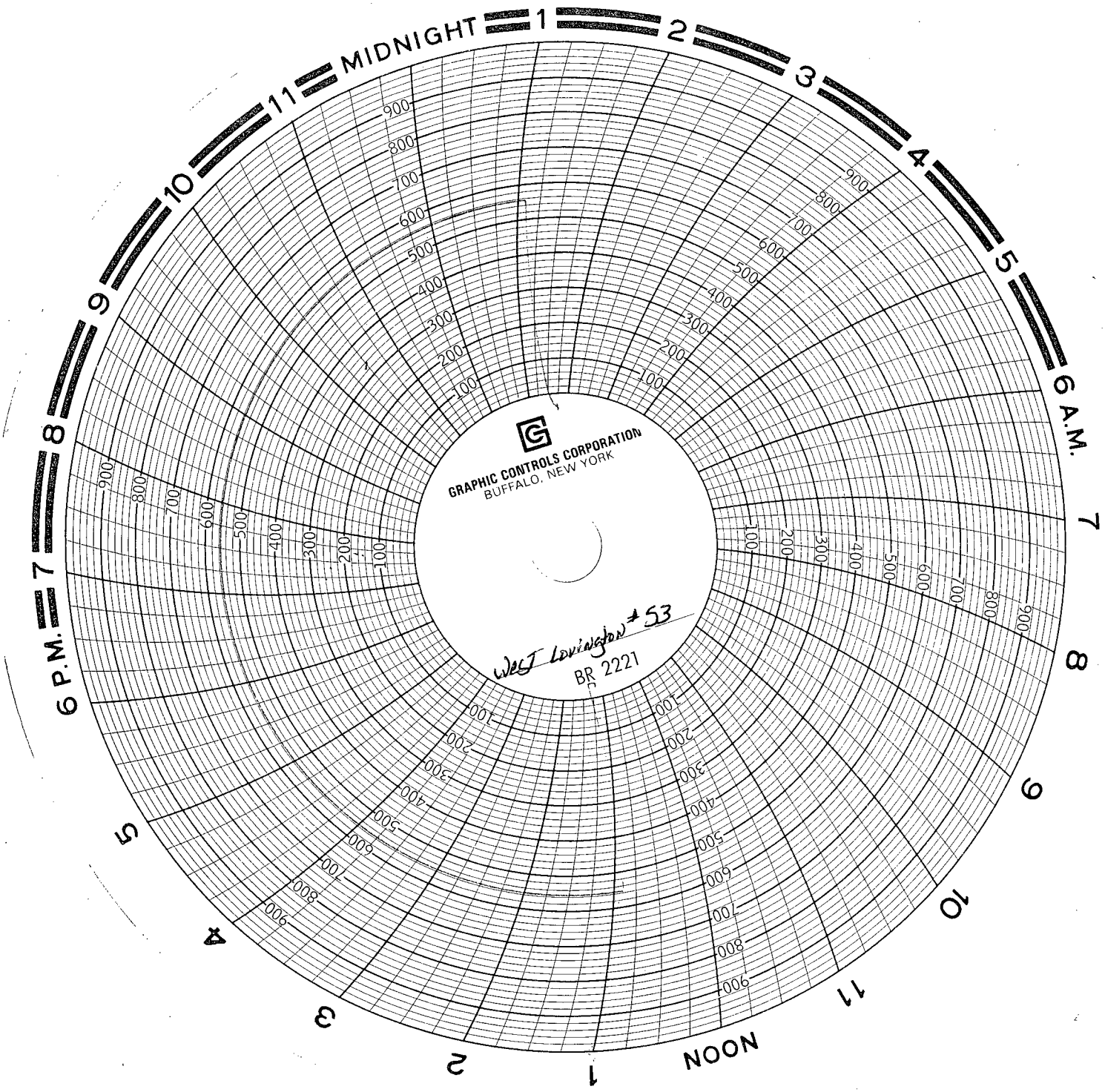
MIDNIGHT
1
2
3
4
5
6 A.M.
7
8
9
10
11
NOON
1
2
3
4
5
6 P.M.
7
8
9
10
11
GRAPHIC CONTROLS CORPORATION
BUFFALO, NEW YORK
West Lovington #53
BR 2221

12/5/06

CHEVRON
WEST LOVINGTON #53
N.M. LEA COUNTY
TUBING -0-
CASING -0-
SURFACE -0-
KEY ENERGY 412
#50002
Calibrated 11/27/06
Jesus S. Heredia

NOON
1
2
3
4
5
6 P.M.
7
8
9
10
11
MIDNIGHT
1
2
3
4
5
6 A.M.
7
8
9
10
11
GRAPHIC CONTROLS CORPORATION
BUFFALO, NEW YORK
BR 2221
West Lewisburg #42

Chevron
West Lovington #42 12/5/06
N.M. Lea County
Tubing 100#
Casing 100#
Surface -0-
Key Energy 412
#59002
Calibrated 11/27/06.
Jesus L. Heredia

NOON
1
2
3
4
5
6 P.M.
7
8
9
10
11
MIDNIGHT
1
2
3
4
5
6 A.M.
7
8
9
10
11
GRAPHIC CONTROLS CORPORATION
BUFFALO, NEW YORK
BR 2221
Lest Louisiana #44

Chevron
West Lovington #44
N.M. Lea County
Tubing 1800#
Casing -0-
Surface -0-
Key Energy 412
#59002
Calibrated 11/27/06
Jesus L. Hendia

12/5/06

NOON
1
2
3
4
5
6 P.M.
7
8
9
10
11
MIDNIGHT
1
2
3
4
5
6 A.M.
7
8
9
10
11
GRAPHIC CONTROLS CORPORATION
BUFFALO, NEW YORK
West Lovington #17
BR 2221

Chevron
West Lovington #47 12/5/06
N.M. Lea County
Tubing 1400#
Casing -0-
Surface -0-
Key ENERGY 4/2"
#59002
Calibrated 11/27/06
Juan S. Heredia

NOON
1
2
3
4
5
6 P.M.
7
8
9
10
11
MIDNIGHT
1
2
3
4
5
6 A.M.
7
8
9
10
11
GRAPHIC CONTROLS CORPORATION
BUFFALO, NEW YORK
BR 2221
West Lewington Hyd

ChevRon
West Loughton #49
M.M. Lea County
Tubing 1500
Casing -0-
Surface -0-
Key Energy 412
#5902
Circulated 1/2 pipe
Found of. Release date

12/5/06

West Washington #6
BR 2221
GRAPHIC CONTROLS CORPORATION
BUFFALO, NEW YORK
NOON
1
2
3
4
5
6 P.M.
7
8
9
10
11
MIDNIGHT
1
2
3
4
5
6 A.M.
7
8
9
10
11

12/4/06

Chevron
West Lovington #6
N.M. Lea County
Tubing -0-
Casing -0-
Surface -0-
Key ENERGY 412
#59002
Calibrated 11/27/06
Jesus L. Heredia

GRAPHIC CONTROLS CORPORATION
BUFFALO, NEW YORK
West Lexington #46
BR 2221
MIDNIGHT
6 A.M.
NOON
6 P.M.

Chevron
West Lovington #46
N.M. Lea County
Tubing -0-
Casing -0-
Surface -0-
Key ENERGY 412
#59002
Calibrated 11/27/06
Jesus L. Heredia

12/5/06

NOON
1
2
3
4
5
6 P.M.
7
8
9
10
11
MIDNIGHT
1
2
3
4
5
6 A.M.
7
8
9
10
11
100
200
300
400
500
600
700
800
900
West Lewisburg #5
BR 2221
GRAPHIC CONTROLS CORPORATION
BUFFALO, NEW YORK

Chevron 12/4/06
West Lovington #5
N.M. Lea County
Tubing 1800#
Casing -0-
Surface -0-
Key Energy 412
#59002
Calibrated 11/27/06
Jesus L. Heredia

Chevron Operations
LOVINGTON WELL FIELD
(April 09, 2007)

A. PURPOSE of MEETING

To assess Chevron's potential sources of ground water contamination in the City of Lovington water well field south of Lovington New Mexico.

B. BACKGROUND INFORMATION

The City of Lovington has a water well field south of the city in Sections 25, 35, and 36 of Township 16 South, Range 36 East; Sections 30 and 31 of Township 16 South, Range 37 East; and Sections 1 and 2 of Township 17 South, Range 36 Ease in Lea County New Mexico. Seventeen municipal water wells are located within the water well field. These water wells supply public drinking water for the City of Lovington. The area of the water well field is also the site of an oil refinery, a number of oil and natural gas production wells, associated oil tank batteries, produced water storage and deep well injection facilities and oil and natural gas pipelines. The OCD is working on several instances of spills and releases that have occurred within the water well field. These spills and releases have contaminated soils and, in some cases, groundwater. The OCD will be requiring operators to conduct a study to identify and assess all potential sources of vadose zone and ground water contamination within the city water well field in order to determine if special protective measures or rules need to be adopted to protect city water wells.

C. PLAN OF ACTION

1. Record review (June 01, 2007)
2. Field review (August 01, 2007)
3. Phase I report (September 01, 2007)

IR0394-1

Price, Wayne, EMNRD

From: Price, Wayne, EMNRD
Sent: Friday, April 06, 2007 10:20 AM
To: 'Minchew, Phillip W (Wayne)'
Cc: hsncpbm@leaco.net; pwise@lovington-nm.org; Jones, William V., EMNRD; Chavez, Carl J, EMNRD
Subject: RE: Lovington Well field Meeting

Agenda for Monday meeting with Chevron:

1. Chevron should bring a copy of the well field map, pressure MIT charts, and any other pertinent information for the well field area.
2. OCD will request from Chevron an overview of all work that has been completed as of to-date, provide an explanation or discuss the issue of any well that had a MIT problem and the probability of groundwater contamination.
3. OCD will discuss its' concerns about groundwater contamination in the area and how leaks and spills will be handled in the future.

From: Minchew, Phillip W (Wayne) [mailto:PMinchew@chevron.com]
Sent: Friday, March 30, 2007 7:10 AM
To: Price, Wayne, EMNRD
Cc: Innes, Keith (KeithInnes); Bondy, Mark C. (MarkBondy)
Subject: RE: Lovington Well field Meeting

April 9 is the only date that seems to be available for us, will that work for everyone else? Wayne will you send us an agenda and list of attendees? Thanks.

Wayne Minchew
Operations Supervisor
505-396-4414
505-631-9119

From: Price, Wayne, EMNRD [mailto:wayne.price@state.nm.us]
Sent: Wednesday, March 28, 2007 8:01 AM
To: pwise@lovington-nm.org; Minchew, Phillip W (Wayne); hsncpbm@leaco.net
Subject: Lovington Well field Meeting

Good Morning Gentlemen:

I apologize for missing our meeting in Hobbs. I would like to reschedule. The following dates are good for me.

April 9-13

Records Act. If you are not the intended recipient, please contact the sender and destroy all copies of this message. -- This email has been scanned by the Sybari - Antigen Email System.

This inbound email has been scanned by the MessageLabs Email Security System.

Patrick - Soil tests by Kurt @ XOG site in wellfield.

Pat

TRACEANALYSIS, INC.

6701 Aberdeen Avenue, Suite 9 Lubbock, Texas 79424 800•378•1296 806•794•1296 FAX 806•794•1298
200 East Sunset Road, Suite E El Paso, Texas 79922 888•588•3443 915•585•3443 FAX 915•585•4944
5002 Basin Street, Suite A1 Midland, Texas 79703 432•689•6301 FAX 432•689•6313
6015 Harris Parkway, Suite 110 Ft. Worth, Texas 76132 817•201•5260
E-Mail: lab@traceanalysis.com

Analytical and Quality Control Report

Kurt Porter
City of Lovington
P.O. Box 1268
Lovington, NM, 88260-1269

Report Date: April 2, 2007

Work Order: 7032926

Project Location: Lea Co. NM
Project Number: XOG

Enclosed are the Analytical Report and Quality Control Report for the following sample(s) submitted to TraceAnalysis, Inc.

Sample	Description	Matrix	Date Taken	Time Taken	Date Received
120287	XOG-I	soil	2007-03-29	10:00	2007-03-29
120288	XOG-O	soil	2007-03-29	10:00	2007-03-29

These results represent only the samples received in the laboratory. The Quality Control Report is generated on a batch basis. All information contained in this report is for the analytical batch(es) in which your sample(s) were analyzed.

This report consists of a total of 11 pages and shall not be reproduced except in its entirety, without written approval of TraceAnalysis, Inc.

Blair Leftwich

Dr. Blair Leftwich, Director

Standard Flags

B - The sample contains less than ten times the concentration found in the method blank.

Case Narrative

Samples for project were received by TraceAnalysis, Inc. on 2007-03-29 and assigned to work order 7032926. Samples for work order 7032926 were received intact at a temperature of 4.0 deg.C.

Samples were analyzed for the following tests using their respective methods.

Test	Method
BTEX	S 8021B
Chloride (IC)	E 300.0
TPH DRO	Mod. 8015B
TPH GRO	S 8015B

Results for these samples are reported on a wet weight basis unless data package indicates otherwise.

A matrix spike (MS) and matrix spike duplicate (MSD) sample is chosen at random from each preparation batch. The MS and MSD will indicate if a site specific matrix problem is occuring, however, it may not pertain to the samples for work order 7032926 since the sample was chosen at random. Therefore, the validity of the analytical data reported has been determined by the laboratory control sample (LCS) and the method blank (MB). These quality control measures are preformed with each preparation batch to ensure data integrity.

All other exceptions associated with this report have been footnoted on the appropreate analytical page to assist in general data comprehension. Please contact the laboratory directly if there are any questions regarding this project.

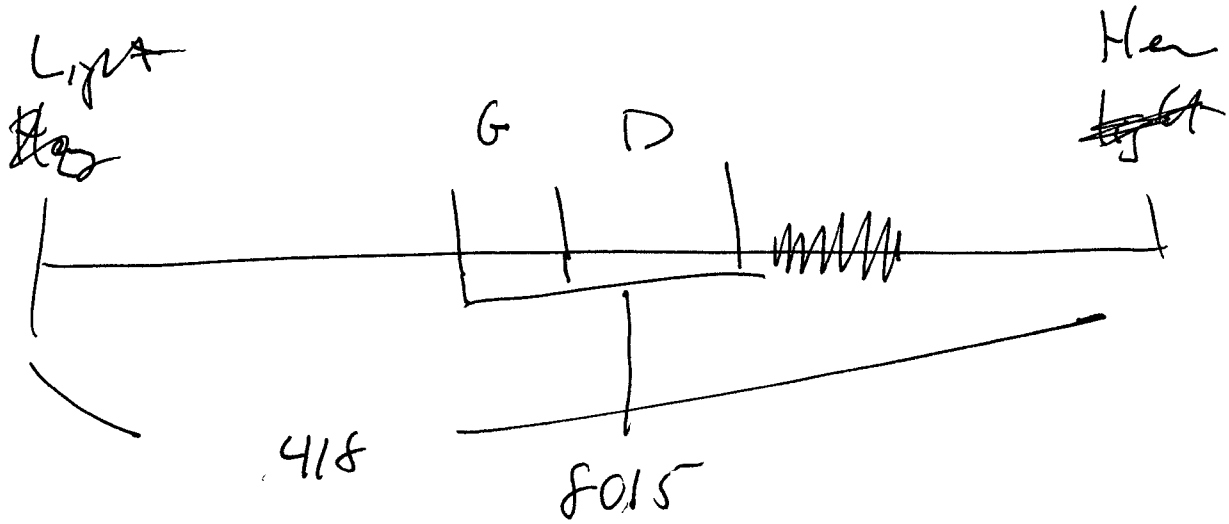

Analytical Report

Sample: 120287 - XOG-I

Analysis:	BTEX	Analytical Method:	S 8021B	Prep Method:	S 5035
QC Batch:	36080	Date Analyzed:	2007-03-30	Analyzed By:	KB
Prep Batch:	31305	Sample Preparation:	2007-03-30	Prepared By:	KB

Parameter	Flag	RL Result	Units	Dilution	RL
Benzene		<0.0100	mg/Kg	1	0.0100
Toluene		**0.113**	mg/Kg	1	0.0100
Ethylbenzene		**1.04**	mg/Kg	1	0.0100
Xylene		**2.50**	mg/Kg	1	0.0100

Surrogate	Flag	Result	Units	Dilution	Spike Amount	Percent Recovery	Recovery Limits
Trifluorotoluene (TFT)		0.788	mg/Kg	1	1.00	79	52.1 - 131
4-Bromofluorobenzene (4-BFB)		1.46	mg/Kg	1	1.00	146	48.7 - 146

Sample: 120287 - XOG-I

Analysis:	Chloride (IC)	Analytical Method:	E 300.0	Prep Method:	N/A
QC Batch:	36093	Date Analyzed:	2007-03-30	Analyzed By:	ER
Prep Batch:	31318	Sample Preparation:	2007-03-30	Prepared By:	ER

Parameter	Flag	RL Result	Units	Dilution	RL
Chloride		**1740**	mg/Kg	100	1.00

Sample: 120287 - XOG-I

Analysis:	TPH DRO	Analytical Method:	Mod. 8015B	Prep Method:	N/A
QC Batch:	36086	Date Analyzed:	2007-04-01	Analyzed By:	SP
Prep Batch:	31311	Sample Preparation:	2007-03-30	Prepared By:	SP

Parameter	Flag	RL Result	Units	Dilution	RL
DRO		**8980**	mg/Kg	5	50.0

Surrogate	Flag	Result	Units	Dilution	Spike Amount	Percent Recovery	Recovery Limits
n-Triacontane	[1]	447	mg/Kg	5	150	298	62.5 - 164

Sample: 120287 - XOG-I

Analysis:	TPH GRO	Analytical Method:	S 8015B	Prep Method:	S 5035
QC Batch:	36079	Date Analyzed:	2007-03-30	Analyzed By:	KB
Prep Batch:	31305	Sample Preparation:	2007-03-30	Prepared By:	KB

[1] High surrogate recovery due to peak interference.

Parameter	Flag	RL Result	Units	Dilution	RL
GRO		**200**	mg/Kg	20	1.00

Surrogate	Flag	Result	Units	Dilution	Spike Amount	Percent Recovery	Recovery Limits
Trifluorotoluene (TFT)		0.926	mg/Kg	20	1.00	93	33.2 - 160
4-Bromofluorobenzene (4-BFB)	[2]	2.97	mg/Kg	20	1.00	297	10 - 227

Sample: 120288 - XOG-O

Analysis:	BTEX	Analytical Method:	S 8021B	Prep Method:	S 5035
QC Batch:	36080	Date Analyzed:	2007-03-30	Analyzed By:	KB
Prep Batch:	31305	Sample Preparation:	2007-03-30	Prepared By:	KB

Parameter	Flag	RL Result	Units	Dilution	RL
Benzene		**0.838**	mg/Kg	2	0.0100
Toluene	[3]	**24.9**	mg/Kg	2	0.0100
Ethylbenzene	[4]	**33.8**	mg/Kg	2	0.0100
Xylene	[5]	**63.1**	mg/Kg	2	0.0100

Surrogate	Flag	Result	Units	Dilution	Spike Amount	Percent Recovery	Recovery Limits
Trifluorotoluene (TFT)		0.787	mg/Kg	2	1.00	79	52.1 - 131
4-Bromofluorobenzene (4-BFB)	[6]	6.73	mg/Kg	2	1.00	673	48.7 - 146

Sample: 120288 - XOG-O

Analysis:	Chloride (IC)	Analytical Method:	E 300.0	Prep Method:	N/A
QC Batch:	36093	Date Analyzed:	2007-03-30	Analyzed By:	ER
Prep Batch:	31318	Sample Preparation:	2007-03-30	Prepared By:	ER

Parameter	Flag	RL Result	Units	Dilution	RL
Chloride		**23.9**	mg/Kg	5	1.00

Sample: 120288 - XOG-O

Analysis:	TPH DRO	Analytical Method:	Mod. 8015B	Prep Method:	N/A
QC Batch:	36086	Date Analyzed:	2007-04-01	Analyzed By:	SP
Prep Batch:	31311	Sample Preparation:	2007-03-30	Prepared By:	SP

Parameter	Flag	RL Result	Units	Dilution	RL
DRO		**10600**	mg/Kg	5	50.0

[2] High surrogate recovery due to peak interference.
[3] Estimated concentration value greater than standard range.
[4] Estimated concentration value greater than standard range.
[5] Estimated concentration value greater than standard range.
[6] High surrogate recovery due to peak interference.

Surrogate	Flag	Result	Units	Dilution	Spike Amount	Percent Recovery	Recovery Limits
n-Triacontane		239	mg/Kg	5	150	159	62.5 - 164

Sample: 120288 - XOG-O

Analysis:	TPH GRO	Analytical Method:	S 8015B	Prep Method:	S 5035
QC Batch:	36079	Date Analyzed:	2007-03-30	Analyzed By:	KB
Prep Batch:	31305	Sample Preparation:	2007-03-30	Prepared By:	KB

Parameter	Flag	RL Result	Units	Dilution	RL
GRO		**2230**	mg/Kg	20	1.00

Surrogate	Flag	Result	Units	Dilution	Spike Amount	Percent Recovery	Recovery Limits
Trifluorotoluene (TFT)	[7]	0.296	mg/Kg	20	1.00	30	33.2 - 160
4-Bromofluorobenzene (4-BFB)	[8]	35.1	mg/Kg	20	1.00	3510	10 - 227

Method Blank (1) QC Batch: 36079

QC Batch:	36079	Date Analyzed:	2007-03-30	Analyzed By:	KB
Prep Batch:	31305	QC Preparation:	2007-03-30	Prepared By:	KB

Parameter	Flag	MDL Result	Units	RL
GRO		<0.459	mg/Kg	1

Surrogate	Flag	Result	Units	Dilution	Spike Amount	Percent Recovery	Recovery Limits
Trifluorotoluene (TFT)		0.949	mg/Kg	1	1.00	95	73.2 - 125
4-Bromofluorobenzene (4-BFB)		0.698	mg/Kg	1	1.00	70	51.9 - 110

Method Blank (1) QC Batch: 36080

QC Batch:	36080	Date Analyzed:	2007-03-30	Analyzed By:	KB
Prep Batch:	31305	QC Preparation:	2007-03-30	Prepared By:	KB

Parameter	Flag	MDL Result	Units	RL
Benzene		<0.00333	mg/Kg	0.01
Toluene		<0.00372	mg/Kg	0.01
Ethylbenzene		<0.00206	mg/Kg	0.01
Xylene		<0.00259	mg/Kg	0.01

[7] Surrogate out due to peak interference.
[8] High surrogate recovery due to peak interference.

Surrogate	Flag	Result	Units	Dilution	Spike Amount	Percent Recovery	Recovery Limits
Trifluorotoluene (TFT)		0.830	mg/Kg	1	1.00	83	73.2 - 113
4-Bromofluorobenzene (4-BFB)		0.758	mg/Kg	1	1.00	76	54 - 102

Method Blank (1) QC Batch: 36086

QC Batch: 36086 Date Analyzed: 2007-04-01 Analyzed By: SP
Prep Batch: 31311 QC Preparation: 2007-03-30 Prepared By: SP

Parameter	Flag	MDL Result	Units	RL
DRO		<10.7	mg/Kg	50

Surrogate	Flag	Result	Units	Dilution	Spike Amount	Percent Recovery	Recovery Limits
n-Triacontane		150	mg/Kg	1	150	100	62.5 - 164

Method Blank (1) QC Batch: 36093

QC Batch: 36093 Date Analyzed: 2007-03-30 Analyzed By: ER
Prep Batch: 31318 QC Preparation: 2007-03-30 Prepared By: ER

Parameter	Flag	MDL Result	Units	RL
Chloride		<0.140	mg/Kg	1

Laboratory Control Spike (LCS-1)

QC Batch: 36079 Date Analyzed: 2007-03-30 Analyzed By: KB
Prep Batch: 31305 QC Preparation: 2007-03-30 Prepared By: KB

Param	LCS Result	Units	Dil.	Spike Amount	Matrix Result	Rec.	Rec. Limit
GRO	9.96	mg/Kg	1	10.0	<0.459	100	79.6 - 113

Percent recovery is based on the spike result. RPD is based on the spike and spike duplicate result.

Param	LCSD Result	Units	Dil.	Spike Amount	Matrix Result	Rec.	Rec. Limit	RPD	RPD Limit
GRO	10.8	mg/Kg	1	10.0	<0.459	108	79.6 - 113	8	20

Percent recovery is based on the spike result. RPD is based on the spike and spike duplicate result.

Surrogate	LCS Result	LCSD Result	Units	Dil.	Spike Amount	LCS Rec.	LCSD Rec.	Rec. Limit
Trifluorotoluene (TFT)	1.03	1.03	mg/Kg	1	1.00	103	103	77.1 - 117
4-Bromofluorobenzene (4-BFB)	0.953	0.940	mg/Kg	1	1.00	95	94	78.1 - 118

Laboratory Control Spike (LCS-1)

QC Batch: 36080 Date Analyzed: 2007-03-30 Analyzed By: KB
Prep Batch: 31305 QC Preparation: 2007-03-30 Prepared By: KB

Param	LCS Result	Units	Dil.	Spike Amount	Matrix Result	Rec.	Rec. Limit
Benzene	0.963	mg/Kg	1	1.00	<0.00333	96	76.3 - 117
Toluene	0.966	mg/Kg	1	1.00	<0.00372	97	77.3 - 114
Ethylbenzene	0.969	mg/Kg	1	1.00	<0.00206	97	75.4 - 115
Xylene	2.91	mg/Kg	1	3.00	<0.00259	97	73.2 - 112

Percent recovery is based on the spike result. RPD is based on the spike and spike duplicate result.

Param	LCSD Result	Units	Dil.	Spike Amount	Matrix Result	Rec.	Rec. Limit	RPD	RPD Limit
Benzene	1.01	mg/Kg	1	1.00	<0.00333	101	76.3 - 117	5	20
Toluene	1.01	mg/Kg	1	1.00	<0.00372	101	77.3 - 114	4	20
Ethylbenzene	1.01	mg/Kg	1	1.00	<0.00206	101	75.4 - 115	4	20
Xylene	3.05	mg/Kg	1	3.00	<0.00259	102	73.2 - 112	5	20

Percent recovery is based on the spike result. RPD is based on the spike and spike duplicate result.

Surrogate	LCS Result	LCSD Result	Units	Dil.	Spike Amount	LCS Rec.	LCSD Rec.	Rec. Limit
Trifluorotoluene (TFT)	0.975	1.00	mg/Kg	1	1.00	98	100	74.5 - 113
4-Bromofluorobenzene (4-BFB)	1.02	1.04	mg/Kg	1	1.00	102	104	68.3 - 110

Laboratory Control Spike (LCS-1)

QC Batch: 36086 Date Analyzed: 2007-04-01 Analyzed By: SP
Prep Batch: 31311 QC Preparation: 2007-03-30 Prepared By: SP

Param	LCS Result	Units	Dil.	Spike Amount	Matrix Result	Rec.	Rec. Limit
DRO	291	mg/Kg	1	250	<10.7	116	64.1 - 124

Percent recovery is based on the spike result. RPD is based on the spike and spike duplicate result.

Param	LCSD Result	Units	Dil.	Spike Amount	Matrix Result	Rec.	Rec. Limit	RPD	RPD Limit
DRO	286	mg/Kg	1	250	<10.7	114	64.1 - 124	2	20

Percent recovery is based on the spike result. RPD is based on the spike and spike duplicate result.

Surrogate	LCS Result	LCSD Result	Units	Dil.	Spike Amount	LCS Rec.	LCSD Rec.	Rec. Limit
n-Triacontane	143	145	mg/Kg	1	150	95	97	62.5 - 164

Laboratory Control Spike (LCS-1)

QC Batch: 36093 Date Analyzed: 2007-03-30 Analyzed By: ER
Prep Batch: 31318 QC Preparation: 2007-03-30 Prepared By: ER

Param	LCS Result	Units	Dil.	Spike Amount	Matrix Result	Rec.	Rec. Limit
Chloride	13.3	mg/Kg	1	12.5	<0.140	106	90 - 110

Percent recovery is based on the spike result. RPD is based on the spike and spike duplicate result.

Param	LCSD Result	Units	Dil.	Spike Amount	Matrix Result	Rec.	Rec. Limit	RPD	RPD Limit
Chloride	13.6	mg/Kg	1	12.5	<0.140	109	90 - 110	2	20

Percent recovery is based on the spike result. RPD is based on the spike and spike duplicate result.

Matrix Spike (MS-1) Spiked Sample: 120287

QC Batch: 36079 Date Analyzed: 2007-03-30 Analyzed By: KB
Prep Batch: 31305 QC Preparation: 2007-03-30 Prepared By: KB

Param	MS Result	Units	Dil.	Spike Amount	Matrix Result	Rec.	Rec. Limit
GRO [9]	164	mg/Kg	20	10.0	199.874	-357	40.7 - 157

Percent recovery is based on the spike result. RPD is based on the spike and spike duplicate result.

Param	MSD Result	Units	Dil.	Spike Amount	Matrix Result	Rec.	Rec. Limit	RPD	RPD Limit
GRO	207	mg/Kg	20	10.0	199.874	71	40.7 - 157	23	19.6

Percent recovery is based on the spike result. RPD is based on the spike and spike duplicate result.

Surrogate	MS Result	MSD Result	Units	Dil.	Spike Amount	MS Rec.	MSD Rec.	Rec. Limit
Trifluorotoluene (TFT)	0.841	0.826	mg/Kg	20	1	84	83	34.9 - 155
4-Bromofluorobenzene (4-BFB) [10 11]	2.21	2.38	mg/Kg	20	1	221	238	58.5 - 153

Matrix Spike (MS-1) Spiked Sample: 120318

QC Batch: 36080 Date Analyzed: 2007-03-30 Analyzed By: KB
Prep Batch: 31305 QC Preparation: 2007-03-30 Prepared By: KB

Param	MS Result	Units	Dil.	Spike Amount	Matrix Result	Rec.	Rec. Limit
Benzene	0.780	mg/Kg	1	1.00	<0.00333	78	39.6 - 141
Toluene	0.826	mg/Kg	1	1.00	<0.00372	83	45.4 - 138
Ethylbenzene	0.885	mg/Kg	1	1.00	<0.00206	88	48 - 141
Xylene	2.68	mg/Kg	1	3.00	<0.00259	89	45.3 - 142

Percent recovery is based on the spike result. RPD is based on the spike and spike duplicate result.

Param	MSD Result	Units	Dil.	Spike Amount	Matrix Result	Rec.	Rec. Limit	RPD	RPD Limit
Benzene	0.766	mg/Kg	1	1.00	<0.00333	77	39.6 - 141	2	20
Toluene	0.810	mg/Kg	1	1.00	<0.00372	81	45.4 - 138	2	20

continued ...

[9] Matrix spike recovery out of control limits due to matrix interference. Use LCS/LCSD to demonstrate analysis is under control.
[10] Surrogate recovery out of control on MS/MSD due to matrix interference. LCS/LCSD show method to be in control.
[11] Surrogate recovery out of control on MS/MSD due to matrix interference. LCS/LCSD show method to be in control.

matrix spikes continued ...

Param	MSD Result	Units	Dil.	Spike Amount	Matrix Result	Rec.	Rec. Limit	RPD	RPD Limit
Ethylbenzene	0.869	mg/Kg	1	1.00	<0.00206	87	48 - 141	2	20
Xylene	2.63	mg/Kg	1	3.00	<0.00259	88	45.3 - 142	2	20

Percent recovery is based on the spike result. RPD is based on the spike and spike duplicate result.

Surrogate	MS Result	MSD Result	Units	Dil.	Spike Amount	MS Rec.	MSD Rec.	Rec. Limit
Trifluorotoluene (TFT)	0.957	0.848	mg/Kg	1	1	96	85	51.5 - 138
4-Bromofluorobenzene (4-BFB)	1.11	1.00	mg/Kg	1	1	111	100	52.2 - 139

Matrix Spike (MS-1) Spiked Sample: 120287

QC Batch: 36086 Date Analyzed: 2007-04-01 Analyzed By: SP
Prep Batch: 31311 QC Preparation: 2007-03-30 Prepared By: SP

Param		MS Result	Units	Dil.	Spike Amount	Matrix Result	Rec.	Rec. Limit
DRO	[12]	9610	mg/Kg	5	250	8980	252	47.5 - 127

Percent recovery is based on the spike result. RPD is based on the spike and spike duplicate result.

Param		MSD Result	Units	Dil.	Spike Amount	Matrix Result	Rec.	Rec. Limit	RPD	RPD Limit
DRO	[13]	10000	mg/Kg	5	250	8980	408	47.5 - 127	4	20

Percent recovery is based on the spike result. RPD is based on the spike and spike duplicate result.

Surrogate		MS Result	MSD Result	Units	Dil.	Spike Amount	MS Rec.	MSD Rec.	Rec. Limit
n-Triacontane	[14] [15]	543	467	mg/Kg	5	150	362	311	62.5 - 164

Matrix Spike (MS-1) Spiked Sample: 120288

QC Batch: 36093 Date Analyzed: 2007-03-30 Analyzed By: ER
Prep Batch: 31318 QC Preparation: 2007-03-30 Prepared By: ER

Param	MS Result	Units	Dil.	Spike Amount	Matrix Result	Rec.	Rec. Limit
Chloride	75.5	mg/Kg	5	62.5	23.943	82	75.6 - 117

Percent recovery is based on the spike result. RPD is based on the spike and spike duplicate result.

Param		MSD Result	Units	Dil.	Spike Amount	Matrix Result	Rec.	Rec. Limit	RPD	RPD Limit
Chloride	[16]	179	mg/Kg	5	62.5	23.943	248	75.6 - 117	81	20

Percent recovery is based on the spike result. RPD is based on the spike and spike duplicate result.

[12] Matrix spike recovery out of control limits due to peak interference. Use LCS/LCSD to demonstrate analysis is under control.
[13] Matrix spike recovery out of control limits due to peak interference. Use LCS/LCSD to demonstrate analysis is under control.
[14] High surrogate recovery due to peak interference.
[15] High surrogate recovery due to peak interference.
[16] Matrix spike recovery out of control limits due to peak interference. Use LCS/LCSD to demonstrate analysis is under control.

Standard (ICV-1)

QC Batch: 36079 Date Analyzed: 2007-03-30 Analyzed By: KB

Param	Flag	Units	ICVs True Conc.	ICVs Found Conc.	ICVs Percent Recovery	Percent Recovery Limits	Date Analyzed
GRO		mg/Kg	1.00	1.12	112	85 - 115	2007-03-30

Standard (CCV-1)

QC Batch: 36079 Date Analyzed: 2007-03-30 Analyzed By: KB

Param	Flag	Units	CCVs True Conc.	CCVs Found Conc.	CCVs Percent Recovery	Percent Recovery Limits	Date Analyzed
GRO		mg/Kg	1.00	1.02	102	85 - 115	2007-03-30

Standard (ICV-1)

QC Batch: 36080 Date Analyzed: 2007-03-30 Analyzed By: KB

Param	Flag	Units	ICVs True Conc.	ICVs Found Conc.	ICVs Percent Recovery	Percent Recovery Limits	Date Analyzed
Benzene		mg/Kg	0.100	0.0971	97	85 - 115	2007-03-30
Toluene		mg/Kg	0.100	0.0973	97	85 - 115	2007-03-30
Ethylbenzene		mg/Kg	0.100	0.0999	100	85 - 115	2007-03-30
Xylene		mg/Kg	0.300	0.302	101	85 - 115	2007-03-30

Standard (CCV-1)

QC Batch: 36080 Date Analyzed: 2007-03-30 Analyzed By: KB

Param	Flag	Units	CCVs True Conc.	CCVs Found Conc.	CCVs Percent Recovery	Percent Recovery Limits	Date Analyzed
Benzene		mg/Kg	0.100	0.0961	96	85 - 115	2007-03-30
Toluene		mg/Kg	0.100	0.0953	95	85 - 115	2007-03-30
Ethylbenzene		mg/Kg	0.100	0.0931	93	85 - 115	2007-03-30
Xylene		mg/Kg	0.300	0.282	94	85 - 115	2007-03-30

Standard (ICV-1)

QC Batch: 36086 Date Analyzed: 2007-04-01 Analyzed By: SP

Param	Flag	Units	ICVs True Conc.	ICVs Found Conc.	ICVs Percent Recovery	Percent Recovery Limits	Date Analyzed
DRO		mg/Kg	250	226	90	85 - 115	2007-04-01

Standard (CCV-1)

QC Batch: 36086 Date Analyzed: 2007-04-01 Analyzed By: SP

Param	Flag	Units	CCVs True Conc.	CCVs Found Conc.	CCVs Percent Recovery	Percent Recovery Limits	Date Analyzed
DRO		mg/Kg	250	276	110	85 - 115	2007-04-01

Standard (ICV-1)

QC Batch: 36093 Date Analyzed: 2007-03-30 Analyzed By: ER

Param	Flag	Units	ICVs True Conc.	ICVs Found Conc.	ICVs Percent Recovery	Percent Recovery Limits	Date Analyzed
Chloride		mg/Kg	12.5	13.0	104	90 - 110	2007-03-30

Standard (CCV-1)

QC Batch: 36093 Date Analyzed: 2007-03-30 Analyzed By: ER

Param	Flag	Units	CCVs True Conc.	CCVs Found Conc.	CCVs Percent Recovery	Percent Recovery Limits	Date Analyzed
Chloride		mg/Kg	12.5	13.3	106	90 - 110	2007-03-30

LAB Order ID # 7032926 Page ____ of ____

TraceAnalysis, Inc.

email: lab@traceanalysis.com

6701 Aberdeen Avenue, Suite 9
Lubbock, Texas 79424
Tel (806) 794-1296
Fax (806) 794-1298
1 (800) 378-1296

5002 Basin Street, Suite A1
Midland, Texas 79703
Tel (432) 689-6301
Fax (432) 689-6313

200 East Sunset Rd., Suite E
El Paso, Texas 79922
Tel (915) 585-3443
Fax (915) 585-4944
1 (888) 588-3443

6015 Harris Pkwy., Suite 110
Ft. Worth, Texas 76132
Tel (817) 201-5260

Company Name: City of Lovington
Phone #: 505-704-9182
Address: (Street, City, Zip) PO Box 1268 Lovington NM 88260
Fax #: 505-[redacted]396-[redacted]25
Contact Person: Kurt Porter
E-mail: KurtPorter@valornet.com
Invoice to: (If different from above) Same
Project #: X06
Project Name:
Project Location (including state): Lea co NM
Sampler Signature: Kurt Porter

ANALYSIS REQUEST (Circle or Specify Method No.)

LAB # (LAB USE ONLY)	FIELD CODE	# CONTAINERS	Volume / Amount	MATRIX: WATER	MATRIX: SOIL	MATRIX: AIR	MATRIX: SLUDGE	PRESERVATIVE METHOD: HCl	PRESERVATIVE METHOD: HNO_3	PRESERVATIVE METHOD: H_2SO_4	PRESERVATIVE METHOD: NaOH	PRESERVATIVE METHOD: ICE	PRESERVATIVE METHOD: NONE	SAMPLING: DATE	SAMPLING: TIME	MTBE 8021B / 602 / 8260B / 624	BTEX 8021B / 602 / 8260B / 624	~~TPH 418.1 / TX1005 Ext(C35)~~	TPH 8015 GRO / DRO / TVHC	PAH 8270C / 625	Total Metals Ag As Ba Cd Cr Pb Se Hg 6010B/200.7	TCLP Metals Ag As Ba Cd Cr Pb Se Hg	TCLP Volatiles	TCLP Semi Volatiles	TCLP Pesticides	RCI	GC/MS Vol. 8260B / 624	GC/MS Semi. Vol. 8270C / 625	PCB's 8082 / 608	Pesticides 8081A / 608	BOD, TSS, pH	Moisture Content	Chloride				Turn Around Time if different from standard	Hold
120287	X06-I	1			✓							✓		3/29/07	10:00		✓		✓														✓						
288	X06-O	1			✓							✓		3/29/07	10:00		✓		✓														✓						

Relinquished by:	Date:	Time:	Received by:	Date:	Time:
Kurt Porter	3-29-07	1:30P			
Relinquished by:	Date:	Time:	Received by:	Date:	Time:
Relinquished by:	Date:	Time:	Received at Laboratory by: Blan Jefferson	Date: 3-29-07	Time: 1:30P

LAB USE ONLY

Intact Y / N
Headspace Y / N
Temp 4 °C
Log-in-Review

REMARKS:

☐ Dry Weight Basis Required
☐ TRRP Report Required
☐ Check If Special Reporting Limits Are Needed

Carrier # carry-2

Submittal of samples constitutes agreement to Terms and Conditions listed on reverse side of C. O. C.

ORIGINAL COPY

LAW OFFICES

HEIDEL, SAMBERSON, NEWELL, COX & MCMAHON

C. GENE SAMBERSON
MICHAEL T. NEWELL
LEWIS C. COX, III
PATRICK B. MCMAHON
MATTHEW T. TUCKER

311 NORTH FIRST STREET
POST OFFICE DRAWER 1599
LOVINGTON, NEW MEXICO 88260
TELEPHONE (505) 396-5303
FAX (505) 396-5305

F.L. HEIDEL
(1913-1985)

TELECOPY TRANSMITTAL SHEET

DATE: March 14, 2007 TIME: 8:12 A.M.

TO: Wayne Price FAX: (505) 476-3462
Glen Vongonten (505) 476-
Eddie Seay (505) 392-6949

RE: City of Lovington/Chevron-Texaco Spills

YOU SHOULD RECEIVE 4 PAGE(S) OF COPY, INCLUDING THIS COVER PAGE. PLEASE NOTIFY US IMMEDIATELY AT (505) 396-5303 IF NOT RECEIVED PROPERLY.

( ) FOR YOUR INFORMATION/RECORDS ( ) PER YOUR REQUEST
( ) AS WAS DISCUSSED ( ) FOR YOUR COMMENTS
(X) FOR YOUR REVIEW ( ) PLEASE CALL ABOUT THIS

If you should have any questions, please do not hesitate to call.

IF CHECKED ORIGINAL WILL BE FORWARDED TO YOU BY:
( ) FEDERAL EXPRESS ( ) REGULAR MAIL

THANK YOU,

HEIDEL, SAMBERSON, NEWELL, COX & MCMAHON

By: Julie Ontiveros, Legal Secretary to
Patrick B. McMahon

LAW OFFICES

HEIDEL, SAMBERSON, NEWELL, COX & McMAHON

C. GENE SAMBERSON
MICHAEL T. NEWELL
LEWIS C. COX, III
PATRICK B. McMAHON
MATTHEW T. TUCKER

311 NORTH FIRST STREET
POST OFFICE DRAWER 1599
LOVINGTON, NM 88260
TELEPHONE (505) 396-5303
FAX (505) 396-5305

F.L. HEIDEL
(1913-1985)

March 14, 2007

Wayne Price
New Mexico Oil Conservation Division
Environmental Bureau
1220 South St. Francis Blvd.
Santa Fe, NM 87505

Via Facsimile
(505) 476-3462

Re: City of Lovington Wellfield/Chevron-Texaco Spills

Dear Wayne,

Please find attached a Summary Report regarding soil sampling conducted by Mr. Kurt Porter, a City of Lovington wellfield employee. These samples were taken at locations where Chevron-Texaco had experienced a release.

Sample CTLW6 is a location on the east side of the Lovington Highway. During your most recent visit to the wellfield in February, our party went to view this location. This location was along a Chevron-Texaco flowline. Chevron-Texaco had excavated about 8 inches of soil and then apparently abandoned remediation. As you can see, TPH and Chlorides are high. The City asks that you move forward and require Chevron-Texaco to submit, in a timely fashion, an appropriate site assessment and remediation plan.

Sample CTLW21 is located on the West side of the Lovington Highway on the road into Lovington's #21 water well. Chevron-Texaco had a leak that ran down the side of this roadway. We did not visit this site while you were here in February but Mr. Kurt Porter did discuss this site with you. Chevron-Texaco has told Mr. Porter that they have removed all contaminated dirt from this location. The Summary Report indicates otherwise. Please feel free to contact Kurt Porter at (505) 704-9182 for further details. The City asks that you move forward and require Chevron-Texaco to submit, in a timely fashion, an appropriate site assessment and remediation plan for this site as well.

Thank you for your attention to this matter.

Sincerely,

HEIDEL, SAMBERSON, NEWELL, COX & MCMAHON

By: Pat B McMahon
Patrick B. McMahon

PBM:jo
Attachments
pc: Pat Wise
Kurt Porter
Glenn Vongonten (*Via Facsimile*)
Eddie Seay (*Via Facsimile*)

SCHEDULED INSPECTIONS / MIT				Year: 2006		Lease: LPU
	Producing well bradenhead survey					
WELL	TBG. PSI	(P)CSG.PSI	(S)CSG.PSI	(I)CSG.PSI	TYPE	COMMENTS:
3	800	800 SI	0 - Burp	0		T/A - Close burp tank 4' fluid 800 > 0 - 1 min open slowly
32	25	65	0 - Burp	0	P/u	Burp tank 3' fluid
72	50	50	0 - open	0 - open	P/u	
74	60	60	0 - open	0	P/u	
76	40	45	0 - open	0	P/u	
78	40	50	0 - open	0 - open	P/u	
81	45	50	Burp open	Burp - open	P/u	Burp tank 3' Replace 2" csg. valve
83	115	115	0 - close	burp - open	T/A	Burp tank 6" T/A
84	35	45	0 - Burp	0	Sub	Burp tank empty (csg. Valve leaks)
85	35	40	0 - open	0 - open	P/u	
86	45	50	0 - open	0	P/u	
87	55	60	0 - open	0	P/u	
88	65	65	0 - open	0	P/u	
89	70	70	0 - open	0	P/u	
90	60	60	0 - H2O	0	P/u	s. csg. standing full of water
91	50	55	0 - open	0	P/u	
92	140	140	0 - open	0		
93	70 - BP	60	0 - open	0	Sub	
94	50	55	0 - open	0	P/u	
96	60	65	Puff - close	0	P/u	
97	60	65	0 - open	0	P/u	
98	40	40	Puff - close	0	P/u	
99	50	55	0 - open	0	P/u	
100	40	45	0 - open	0	P/u	
101	50	50	0 - open	0	P/u	
102	40	45	0 - open	0	P/u	
103	70	70	0 - open	0	P/u	LPU #1 - P/A
104	65	65	0 - open	0	P/u	LPU #95 - P/A
105	65	65	0 - open	0	P/u	
106	30	45	0 - open	0	P/u	
107	30	45	0 - open	0	P/u	seep on csg valve stem
108	0	45	0 - open	0	P/u	Hit off
109	45	45	0 - open	0	P/u	

110	50	55	0 - open	0	P/u						
111	60	60	0 - open	0	P/u						
112	140 - BP	70	0 - open	0	P/u	Wellhead seeps - valves					
113	50	50	0 - open	0	P/u						
114	50	55	0 - open	0	P/u						
115	30	40	Puff - open	0	P/u						
116	10	10 - Fluid	0 - open	0							
117	50	60	0 - open	0	P/u						
118	60	60	Puff - open	0	P/u						
119	50	50	0 - open	0	P/u						
120	55	60	0 - open	0	P/u						
121	55	60	0 - open	0	P/u						
122	50	50	0 - open	0	P/u						
123	50	55	0 - open	0	P/u						
124	60	60	0 - open	0	P/u						
125	60	65	0 - open	0	P/u						
127	65	65	0 - open	0	P/u						
129	45	45	0 - open	0	P/u						
130	60	60	0 - open	0	P/u						
131	50	55	0 - open	0	P/u	replace 2" s. csg. Valve					
133	40	50	0 - open	0	P/u						
134	40	45	Blow - close	0	P/u						
135	40	40 - Fluid	0 - close	0							
136	100	100	0 - open	0	T/A						
139	45	50	Plugged	0	P/u	change s. csg. Riser - plugged off					
140	55	60	0 - open	0	P/u						
141	55	60	0 - open	0	P/u						
142	50	50	0 - open	0	P/u						
143	200	200	0 - open	0		T/A					
144	700	700	80 > 0 - 30 sec	700 - fluid		T/A - Intermediate - oil - East Riser					
145	30	Puff	200 > 0 - 3 sec	500 > 0 - 1 min		T/A					
148	50	55	0 - open	0	P/u						
Year: 2006		**Lease: LSAU PRODUCERS**									
2	0	Puff oil	0 - open	0		T/A					
22	40	45	0 - open	0	P/u	replace surface valve					
27	40	45	0 - open	0	P/u	seeping tubing valve					
44	55	60	0 - open	Burp - open	P/u	Burp tank					

53	55	60	0 - open	0 - open	P/u						
60	40	40	0 - open	0	P/u	leaking wellhead T/A - (gang to look for s. csg. Riser)					
61	40	40	0 - open	0	P/u						
62	15	15 - oil	None	0	T/A						
63	50	55	0 - open	0	P/u						
64	40	50	0 - open	0	P/u						
65	40	45	0 - open	0	P/u						
66	0	Puff	0 - open	0		T/A					
67	75	75	0 - open	0		T/A					
68	50	55	Puff - close	0	P/u						
69	30	40	0 - open	0	P/u						
70	60	60	0 - open	0	P/u						
71	75 - BP	60	0 - open	0	Sub						
72	125 - BP	60	0 - open	0	Sub						
73	130 - BP	60	0 - open	0	Sub						
74	45	45	0 - open	0	P/u						
75	90 - BP	60	0 - open	0	Sub						
76	50	50	0 - open	0	P/u						
77	0 - SI	220 - SI	0 - open	0	P/u	SI Flowline leak					
78	40	45	0 - open	0	P/u						
79	0	40	0 - open	N.I.O.	P/u	not running, but active					
80	40	40 - oil	0 - open	0		T/A					
81	60	60	Puff - close	0	P/u						
82	50	50	0 - open	0	P/u						
83	50	60	Puff - open	0	Sub						
84	120 - BP	65	0 - open	0	P/u						
86	40	40	0 - open	0	Sub						
87	50	55	0 - open	0	P/u						
88	70 - BP	55	0 - open	0	Sub						
Midway#1	40	45	0 - open	0		very HOT temp.					
State P. #5	580	Puff	0 - open	0		T/A					
YEAR: 2006		**LEASE: LOVINGTON**									
		PADDOCK UNIT									
	Injection well bradenhead survey										
2	680	0	0	0		T/A					

5	1600	0	Burp tank on surf.	0								
6	1750	0	0	0		Prod. csg. show of water to 0						
7	1950	0	0	0		Prod. csg. trickle of water to 0						
8	1800	0	0	0		Int. csg. blow						
9	930	0	0	0		*Burp tank on int.; int.shw of wtr; prod. csg. blow; Yates gas*						
10	1150	0	0	0		Prod. blow; Yates gas						
11	1950	0	0	0								
12	1950	0	0	0		Prod. csg. puff						
14	2000	0	0	0								
15	1940	0	Puff	0		Prod. csg. show of water to 0						
16	1925	0	0	0		Prod. csg. show of water to 0						
18	0	0	0	0		T/A; prod. csg. puff						
19	1900	0	Puff	0								
20	1900	0	0	0								
21	1800	0	0	0								
22	1850	0	0	0								
23	1950	0	0	0		Prod. csg. puff						
24	1980	0	0	0		Prod. csg. puff						
25	1960	0	0	0								
26	1950	0	0	0								
27	1940	0	0	0		Burp tank on int.; prod. csg. puff						
* 28	1150	0	0	0		Burp tank on surf.; prod. csg. puff						
29	1925	0	Puff	0		Burp tank on surf.; prod. csg. show of water to 0						
30	1950	0	0	0		Burp tank on int. csg.; int. trickle of wtr to 0; prod. csg. puff						
31	1925	0	0	0		Prod. csg. show of water to 0						
33	1900	0	0	0								
34	0	0	Puff	0		Prod. csg. show of water						
35	1920	250	0	0		Prod. csg. bled to 0						
36	1930	0	0	0		Burp tank on surf.						
37	1950	0	0	0		Int. puff						
37	1950	0	0	0								
(PJA) 38	1900	0	0	0								
* 40	2000	0	0	0								
41	1950	0	0	0		Prod. csg. show of fluid to 0						
42	2000	0	0	0								
43	2000	0	0	0								
44	0	0	0	0		T/A; show of water to 0; prod. csg. gurgle of dirty water to 0						

45	1850	0	Blow	0		Prod. csg. show of water to 0
46	2050	0	0	0		
47	1950	0	0	0		
48	2000	100	0	90		Int. did not bleed down; prod. csg. bled to 0
Pd A 49	1950	0	0	0		Prod. csg. blow
50	1950	0	0	0		Int. puff
51	1950	0	0	0		Prod. csg. blow
52	2000	0	0	0		Show of oil prod. csg. gang will bleed down; oper. with bleed down
53	1800	0	0	0		Prod. csg. blow
Pd A 54	1900	0	0	0		
55	2000	15	Burp tank on surf.	0		Burp tank on surf.; prod. csg. bled to 0
56	1950	0	0	0		Shut in due to lateral per Larry Williams/Lovington Field Office
Pd A 57	2000	2000	0	95		Visible leak on side of prod. csg.; burp tank on int. - Failed well
58	0	0	Puff	0		Prod. csg. puff
59	1950	0	Blow	0		Prod. csg. blow
60	2000	0	0	0		Prod. csg. puff
61	1950	0	0	0		Prod. csg. show of water to 0
62	0	50	0	0		T/A; prod. csg. bled to 0
63	1950	0	0	0		
64	1900	140	Blow	0		Prod. csg. bled to 0
64	0	20	0	50		
65	1960	20	0	0		Prod. csg. bled to 0
67	1980	260	0	0		Prod. csg. bled to 0
68	2000	0	0	0		
69	1450	0	0	0		Prod. csg. puff
70	1950	0	0	0		
71	1550	40	0	0		Prod. csg. show of water to 0
73	2000	0	0	0		Prod. csg. show of oil bld to truck
75	1950	0	0	0		
77	1950	0	0	40		Int. bled to 0
80	2000	5	0	0		Prod. csg. bled to 0
82	0	40	0	50		T/A; show of oil did not bleed down; prod. csg. bled to 0
YEAR: 2006		**LEASE: LOVINGTON SAN ANDRES UNIT**				
1	2000	0	0	0		
3	1950	250	0	0		Burp tank on csg.; prod. csg. bled to 0

4	2000	0	0	0								
5	1750	0	0	0								
6	1600	0	0	0		T/A; on surf riser split on L connection						
7	1340	0	0	0								
8	1950	0	0	0								
9	75	0	0	0		T/A; int. puff; prod. blow						
10	2000	0	0	0								
11	2000	80	0	0		Burp tank on prod. csg.; show of packer fluid to 0						
12	1945	40	0	0		Burp tank on csg.; bled prod. csg. to 0						
13	1650	0	Puff	0		Burp tank on prod. csg.; prod. puff						
15	1600	0	0	0		Int. puff; prod. puff						
16	1950	0	0	0								
17	700	0	0	0		Prod. csg. blow gas and water to 0						
18	650	0	0	0		Prod. csg. puff						
20	1155	0	0	0		Prod. csg. puff						
21	1950	0	Blow	0		Burp tank on surf.; prod. csg. puff						
23	1750	0	0	0								
24	1800	0	0	0								
* 25	2000	0	0	0		BURP TANK						
26	1980	150	0	0		Prod. csg. bled to 0						
28	200	100	0	0		T/A; prod. bled to 0; packer fluid						
29	1970	0	0	0		Int. puff; prod. blow						
30	1970	0	0	0		Int. puff; prod. puff						
31	2000	0	0	0								
32	1750	0	0	0		Prod. csg. puff						
33	1925	0	0	0		Prod. csg. puff						
34	1950	0	0	0		Prod. csg. blow						
35	1280	0	Puff	0								
36	1925	0	0	0		Prod. csg. blow of water to 0						
37	700	125	0	0		T/A; prod. bled to 0						
38	0	300	0	0		Shut in for injection line repair; int. blow; prod. blow to 0						
39	2000	0	0	20								
40	1900	0	0	0		Int. puff; prod. blow						
41	2000	0	0	0								
42	800	0	Blow	0								
43	1425	0	0	0		Burp tank on int.; int. fluid to 0; prod. blow						
45	1700	0	0	0								

47	1750	0	Puff	0		Prod. puff					
48	1880	0	0	100		Int. bled to 0; prod. show water to 0					
49	1060	0	0	50		Pressure test failure - Failed					
50	1950	0	0	0							
54	400	0	0	0		Possible tbg./coupling or packer leak Failed to chart					
57	1800	0	0	0		Int. puff; prod. puff					
58	0	0	0	0		Prod. csg. show of oil to 0					
59	2000	0	Burp tank on surf.	0		Burp tank on surf.; show of packer fluid					

Summary Report

Kurt Porter
City of Lovington
P.O. Box 1268
Lovington, NM, 88260-1269

Report Date: March 8, 2007

Work Order: 7030615

Project Location: Lovington,New Mexico
Project Name: CT Leaks

Sample	Description	Matrix	Date Taken	Time Taken	Date Received
118157	CTL W6	soil	2007-03-06	08:40	2007-03-06
118158	CTL W21	soil	2007-03-06	09:00	2007-03-06

	BTEX				MTBE	TPH DRO	TPH GRO	TX1005 Extended	
	Benzene	Toluene	Ethylbenzene	Xylene	MTBE	DRO	GRO	C6-C12	>C12-C35
Sample - Field Code	(mg/Kg)	(mg/Kg)	(mg/Kg)	(mg/Kg)	(mg/Kg)	(mg/Kg)	(mg/Kg)	(mg/Kg)	(mg/Kg)
118157 - CTL W6	<0.0500	<0.0500	<0.0500	**0.150**		**9820**	**20.5**	<250	**13100**
118158 - CTL W21	<0.0100	<0.0100	<0.0100	<0.0100		**4170**	**1.13**	<50.0	**5810**

Sample: 118157 - CTL W6

Param	Flag	Result	Units	RL
Chloride		**561**	mg/Kg	1.00

Sample: 118158 - CTL W21

Param	Flag	Result	Units	RL
Chloride		**2720**	mg/Kg	1.00

Burp Tanks		Well Type	Prod.	Inj.		Csg. Type		Inter.	Surface				
	Date	Tank Size	Starting		Date	Gauge	GALLONS	Date	Gauge	GALLONS	Date	Gauge	GALLONS
Well #			Gauge	CSG.			For Period			For Period		INCHES	For Period
Lpu 28	06/27/06	55 gal.	2 in.	SUR.	08/03/06	2.5 in.	0.80	08/09/06	6 in.	5.67	8/23/2006	2.00	1.62
Lpu 84	06/27/06	500 gal.	1 in.	SUR.	08/03/06	2.5 in.	2.40	08/09/06	4 in.	11.76	8/23/2006	4.50	0.00
Lsa 43	06/27/06	500 gal.	2 in.	INT.	08/03/06	4 in.	14.70	08/09/06	4 in.	0.00	8/23/2006	4.00	0.00
Lsa 44	06/27/06	55 gal.	11 in.	INT.	08/03/06	11 in.	0.00	08/09/06	11 in.	0.00	8/23/2006	11.00	0.00
Lpu 47	06/27/06	55 gal.	0 in.	SUR.	08/03/06	1 in.	1.60	08/09/06	1 in.	0.00	8/23/2006	1.00	0.00
Lpu 30	06/27/06	420 gal.	1.5 in.	INT.	08/03/06	1.5 in.	0.00	08/09/06	1.5 in.	0.00	8/23/2006	1.50	0.00
Lpu 29	06/27/06	55 gal.	2 in.	SUR.	08/03/06	2.0 in.	0.00	08/09/06	2 in.	0.00	8/23/2006	2.00	0.00
Lsa 4	06/27/06	55 gal.	4 in.	INT.	08/03/06	4.5 in.	0.80	08/09/06	7 in.	4.05	8/23/2006	13.00	4.86
Lsa 10	06/27/06	500 gal.	1.5 in.	INT.	08/03/06	2.0 in.	0.80	08/09/06	2 in.	0.00	8/23/2006	2.00	0.00
Lpu 32	06/27/06	500 gal.	1.5 in.	SUR.	08/03/06	1.5 in.	0.00	08/09/06	1.5 in.	0.00	8/23/2006	1.50	0.00
Lsa 25	06/27/06	420 gal	2 in.	INT.	08/03/06	17.5 in.	128.50	08/09/06	37 in.	167.11	8/23/2006	50.00	73.00
Lpu 40	06/27/06	55 gal.	1 in.	SUR.	08/03/06	1.0 in.	0.00	08/09/06	1 in.	0.00	8/23/2006	3.00	3.20
Lpu 55	06/27/06	55 gal.	1 in.	SUR.	08/03/06	3.0 in.	3.24	08/09/06	3 in.	0.00	8/23/2006	3.00	0.00
Lpu 57	06/27/06	420 gal.	0 in.	INT.	08/03/06	17.0 in.	145.00	08/09/06	17 in.	0.00	8/23/2006	17.00	0.00
Lpu 83 (?)	06/27/06	500 gal.	0 in.	INT.	08/03/06	0.0 in.	0.00	08/09/06	0 in.	0.00	8/23/2006	0.00	0.00
Lsa 59	06/27/06	55 gal.	11 in.	SUR.	08/03/06	11.5 in.	0.80	08/09/06	11.5 in.	0.00	8/23/2006	11.50	0.00

COMMENTS: LPU 83 IS AN OBSERVATION WELL

* LPU 28 - BURP TANK WAS EMPTIED 8/11/06 (Gang took burp tank to yard by mistake)

500 GAL. CONTAINER = 7.35 GAL. PER INCH.
420 GAL. CONTAINER = 8.57 GAL. PER INCH.
55 GAL. CONTAINER = 1.62 GAL. PER INCH.

Burp Tanks		Well Type	Prod.	Inj.		Csg. Type		Inter.	Surface				
	Date	Tank Size	Starting		Date	Gauge	GALLONS	Date	Gauge	GALLONS	Date	Gauge	GALLONS
Well #			Gauge	CSG.			For Period			For Period		INCHES	For Period
Lpu 28	11/09/06	55 gal.	8.5 in.	SUR.	01/03/07	9.0 in.	0.00	01/17/07	9.0 in.	0.00	2/1/2007	9 in.	0.00
Lpu 84	06/27/06	500 gal.	1 in.	SUR.	08/03/06	2.5 in.	2.40	08/09/06	4 in.	11.76	8/23/2006	4.50	0.00
Lsa 43	06/27/06	500 gal.	2 in.	INT.	08/03/06	4 in.	14.70	08/09/06	4 in.	0.00	8/23/2006	4.00	0.00
Lsa 44	06/27/06	55 gal.	11 in.	INT.	08/03/06	11 in.	0.00	08/09/06	11 in.	0.00	8/23/2006	11.00	0.00
Lpu 47	06/27/06	55 gal.	0 in.	SUR.	08/03/06	1 in.	1.60	08/09/06	1 in.	0.00	8/23/2006	1.00	0.00
Lpu 30	06/27/06	420 gal.	1.5 in.	INT.	08/03/06	1.5 in.	0.00	08/09/06	1.5 in.	0.00	8/23/2006	1.50	0.00
Lpu 29	06/27/06	55 gal.	2 in.	SUR.	08/03/06	2.0 in.	0.00	08/09/06	2 in.	0.00	8/23/2006	2.00	0.00
Lsa 4	06/27/06	55 gal.	4 in.	INT.	08/03/06	4.5 in.	0.80	08/09/06	7 in.	4.05	8/23/2006	13.00	4.86
Lsa 10	06/27/06	500 gal.	1.5 in.	INT.	08/03/06	2.0 in.	0.80	08/09/06	2 in.	0.00	8/23/2006	2.00	0.00
Lpu 32	06/27/06	500 gal.	1.5 in.	SUR.	08/03/06	1.5 in.	0.00	08/09/06	1.5 in.	0.00	8/23/2006	1.50	0.00
Lsa 25	11/09/06	420 gal	17.0 in.	INT.	01/03/07	0.0 in.	0.00	01/17/07	17.0 in.	0.00	2/1/2007	17.0 in.	0.00
Lpu 40	11/09/06	55 gal.	0.5 in.	SUR.	01/03/07	0.0 in.	0.00	01/17/07	0.5 in.	0.00	2/1/2007	0.5 in.	0.00
Lpu 55	06/27/06	55 gal.	1 in.	SUR.	08/03/06	3.0 in.	3.24	08/09/06	3 in.	0.00	8/23/2006	3.00	0.00
Lpu 57	06/27/06	420 gal.	0 in.	INT.	08/03/06	17.0 in.	145.00	08/09/06	17 in.	0.00	8/23/2006	17.00	0.00
Lpu 83 (?)	06/27/06	500 gal.	0 in.	INT.	08/03/06	0.0 in.	0.00	08/09/06	0 in.	0.00	8/23/2006	0.00	0.00
Lsa 59	06/27/06	55 gal.	11 in.	SUR.	08/03/06	11.5 in.	0.80	08/09/06	11.5 in.	0.00	8/23/2006	11.50	0.00

COMMENTS: LPU 83 IS AN OBSERVATION WELL

500 GAL. CONTAINER = 8.57 GAL. PER INCH
420 GAL. CONTAINER = 7.57 GAL. PER INCH
55 GAL. CONTAINER = 1.62 GAL. PER INCH.

NEW VOL. PREV. VOL.