AP-103

Transwestern
Laguna CS

Annual Report
2013

CONESTOGA-ROVERS & ASSOCIATES

www.CRAworld.com



2013 ANNUAL GROUNDWATER MONITORING REPORT

LAGUNA COMPRESSOR STATION No. 6
CIBOLA COUNTY, NEW MEXICO

Prepared for: TRANSWESTERN PIPELINE COMPANY, LLC

Conestoga-Rovers & Associates
6121 Indian School Road, NE Suite 200
Albuquerque, New Mexico 87110

APRIL 2014 • 086241 • Report No. 1

Partners in Sustainability

Table of Contents

Section 1.0 Introduction 1
1.1 Background 1
1.2 Hydrogeology 1

Section 2.0 Groundwater Monitoring Methodology and Analytical Results 2
2.1 Groundwater Monitoring Summary 2
2.2 Groundwater Monitoring Methodology 2
2.3 Groundwater Monitoring Results 2

Section 3.0 Data Assessment 3

Section 4.0 Conclusion and Recommendations 3

List of Figures
(Following Text)

Figure 1 Site Location Map

Figure 2 Site Detail Map

Figure 3 July 2013 Potentiometric Surface Map

Figure 4 July 2013 Concentration Map

Figure 5 Constituent Concentration Plot in Monitor Well 6-52

Figure 6 Constituent Concentration Plot in Monitor Well 6-44

Figure 7 Proposed Wells to be Plugged and Abandoned

List of Tables
(Following Text)

Table 1 Groundwater Elevation Summary

Table 2 Groundwater Analytical Summary – Halogenated VOCs

Table 3 Groundwater Analytical Summary – PCBs

Table 4 Field Measured Groundwater Quality Parameters

Table 5 Proposed Plug and Abandon Well List

List of Appendices

Appendix A Analytical Report

Section 1.0 Introduction

This report discusses the groundwater sampling event performed by Cypress Engineering Services Inc. (Cypress) of Houston, Texas. The groundwater sampling event was performed on July 24, 25, and 26, 2013 at the Transwestern Pipeline Company, LLC (Transwestern) Laguna Compressor Station No. 6 (Site). The Site is owned by Transwestern Pipeline Company, LLC and operated by Energy Transfer Company (ETC).

The Site is located on and leased from the Pueblo of Laguna, approximately 1.5 miles southwest of Laguna, New Mexico in Valencia County. Geographical coordinates for the Site are 35°1'2.70" North and 107°24'15.82" West. A Site location map and detail map are included as **Figures 1** and **2**, respectively.

Site consulting responsibilities were transferred from Cypress to Conestoga Rovers & Associates, Inc. (CRA) in January 2014.

1.1 Background

In March 1989, Daniel B. Stephens & Associates (DBS&A) was retained by Transwestern to investigate the hydrogeology at four compressor stations. A Consent Decree had been issued by the EPA due to the potential release of polychlorinated biphenyl (PCB) compounds in soils at these sites. Transwestern utilized synthetic lubricating oil containing Aroclor-1242 in a gas turbine, which impacted downstream elements of the Transwestern system via natural gas condensate. The potential PCB releases may have occurred from waste gas condensate liquids generated during pipeline cleaning operations.

The results of this initial investigation revealed the presence of PCBs and halogenated volatile organic compounds (VOCs), within a shallow perched aquifer beneath the Station and Site. However, impacts to the regional water table were not found. The Consent Decree was terminated following a determination by the EPA in late 1992. The EPA concluded that Transwestern had met the terms and conditions of the Consent Decree. Following the termination of the Consent Decree, Transwestern began working solely with the New Mexico Oil Conservation Division (NMOCD) and the Laguna Pueblo for Site monitoring and remediation activities.

The primary constituents of concern (COCs) at the Site are halogenated VOCs and PCBs. Constituents detected above The Environmental Protection Agency (EPA) Safe Drinking Water Act (SDWA) Maximum Contaminate Levels (MCLs) during the most recent sampling event in July of 2013 were 1,1,2,2-tetrachloroethylene (PCE); 1,1- dichloroethene (1,1-DCE); and PCBs.

1.2 Hydrogeology

The Site is underlain by unconsolidated aeolian and alluvial deposits which are approximately 6 to 11 feet thick. The Jurassic-age Bluff Sandstone occurs beneath these unconsolidated sediments.

The Bluff can be divided into three sandstone zones based on the degree of weathering and fracturing. The upper weathered sandstone is weakly cemented with iron staining and is roughly 1-foot thick. The middle sandstone is moderately to heavily fractured, approximately 10 to 15 feet thick. The lower sandstone zone is relatively unfractured, well-cemented, and massive, about 110 feet thick.

A perched aquifer occurs within the upper two weathered and fractured zones in the Bluff Sandstone. The perched water table surface approximately coincides with the top of the Bluff Sandstone. Depths to perched water are generally 10 to 15 feet below land surface and the perched aquifer is approximately 15 feet thick across the Site.

The regional water table lies approximately 40 to 60 feet below the station in the lower, well-cemented Bluff Sandstone. No impacts to the regional aquifer were indicated by previous investigations.

Section 2.0 Groundwater Monitoring Methodology and Analytical Results

2.1 Groundwater Monitoring Summary

A groundwater sampling event was conducted at the Site by Cypress on July 24, 25, and 26, 2013.

2.2 Groundwater Monitoring Methodology

Prior to collection of groundwater samples, depth to groundwater in each Site monitor well was measured (**Table 1)**.

All groundwater samples were analyzed for volatile organic compounds (VOCs) by EPA Method 8260. Selected groundwater samples were also analyzed for polychlorinated biphenyls (PCBs) by EPA Method 8082. A summary of analytical results for halogenated VOCs is presented in **Table 2**. A summary of PCB detections is presented in **Table 3**.

A summary of field measured groundwater quality parameters (pH, temperature, electrical conductivity, and dissolved oxygen) obtained in the course of sampling is presented in **Table 4**.

2.3 Groundwater Monitoring Results

Results of the July 2013 groundwater sampling event are discussed below:

- Apparent groundwater flow at the Site is to the northeast and is consistent with previous data. The groundwater gradient was approximately 0.055 feet per foot. A groundwater

potentiometric surface map reflecting July 2013 groundwater elevations is presented as **Figure 3**.

- **PCBs:** The EPA MCL for PCBs is 0.5 micrograms per liter (ug/L). Groundwater samples collected from 7 monitor wells (6-09, 6-10, 6-14, 6-20C, 6-21C, 6-22C, 6-40) were found to contain PCBs at concentrations exceeding 0.5 ug/L. Concentrations ranged from 2.7ug/L to 190 ug/L.
- **1,1-DCE:** The EPA MCL for 1,1-DCE is 7 ug/L. Groundwater samples collected from 17 monitor wells (6-09, 6-10, 6-12, 6-14, 6-20C, 6-21B, 6-21C, 6-22C, 6-36, 6-40, 6-41, 6-42, 6-44, 6-45, 6-46, 6-47, 6-52) were found to contain 1,1-DCE at concentrations exceeding 7 ug/L. Concentrations ranged from 7.9ug/L to 120 ug/L.
- **PCE:** The EPA MCL for PCE is 5 ug/L. Groundwater sampled from Monitor Well 6-19 was found to contain PCE at a concentration exceeding 5 ug/L.

A copy of the Laboratory Analytical Report for the annual groundwater sampling event is included in **Appendix A**. A concentration map detailing detections exceeding EPA MCLs has been included as **Figure 4**.

Section 3.0 Data Assessment

The presence of 1,1,-DCA and 1,1-DCE in Site wells originates from the degradation of 1,1,1-TCA. 1,1,1-TCA degrades by non-reductive, abiotic processes to 1,1-DCE. The presence of 1,1,1-TCA has been reduced to levels below the regulatory standard in Site monitor wells; however, it's degradation bi-product 1,1-DCE persists above the standard. Further, stable to slightly decreasing concentrations of 1,1-DCE indicate that degradation may have stalled in some Site wells. A concentration plot from Monitor Well 6-52 has been included as **Figures 5** as an example. Additionally, detected concentrations of 1,1-DCE in Monitor Well 6-44 have been steadily increasing since first sampled in 1998 (**Figure 6**).

1,1,1-TCA degrades biologically by reductive dechlorination into 1,1-DCA. 1,1-DCA is not regulated by the US EPA, but is an important analyte to monitor TCA degradation. Concentrations of 1,1-DCA are therefore included for each sampled well in **Table 2**.

Persistence of PCB detections in Site wells also suggest that degradation is occurring at a slow rate.

Section 4.0 Conclusion and Recommendations

Degradation of COCs appears to have stalled at many Site monitor well locations. Collection of detailed natural attenuation data at the Site is recommended. Once natural attenuation data has been reviewed, additional recommendations may be forthcoming.

CRA also proposes plugging and abandoning 19 Site wells and 5 open coreholes. The wells have either gone dry since installation, or have not had detections of COCs above regulatory standard for at least 10 consecutive sampling events, with the exception of 6-37, which had 7 consecutive sampling events below standard. A list of wells proposed for plugging and abandoning are included in **Table 5**. Locations of wells proposed to be plugged and abandoned are shown in **Figure 7.**

Figures

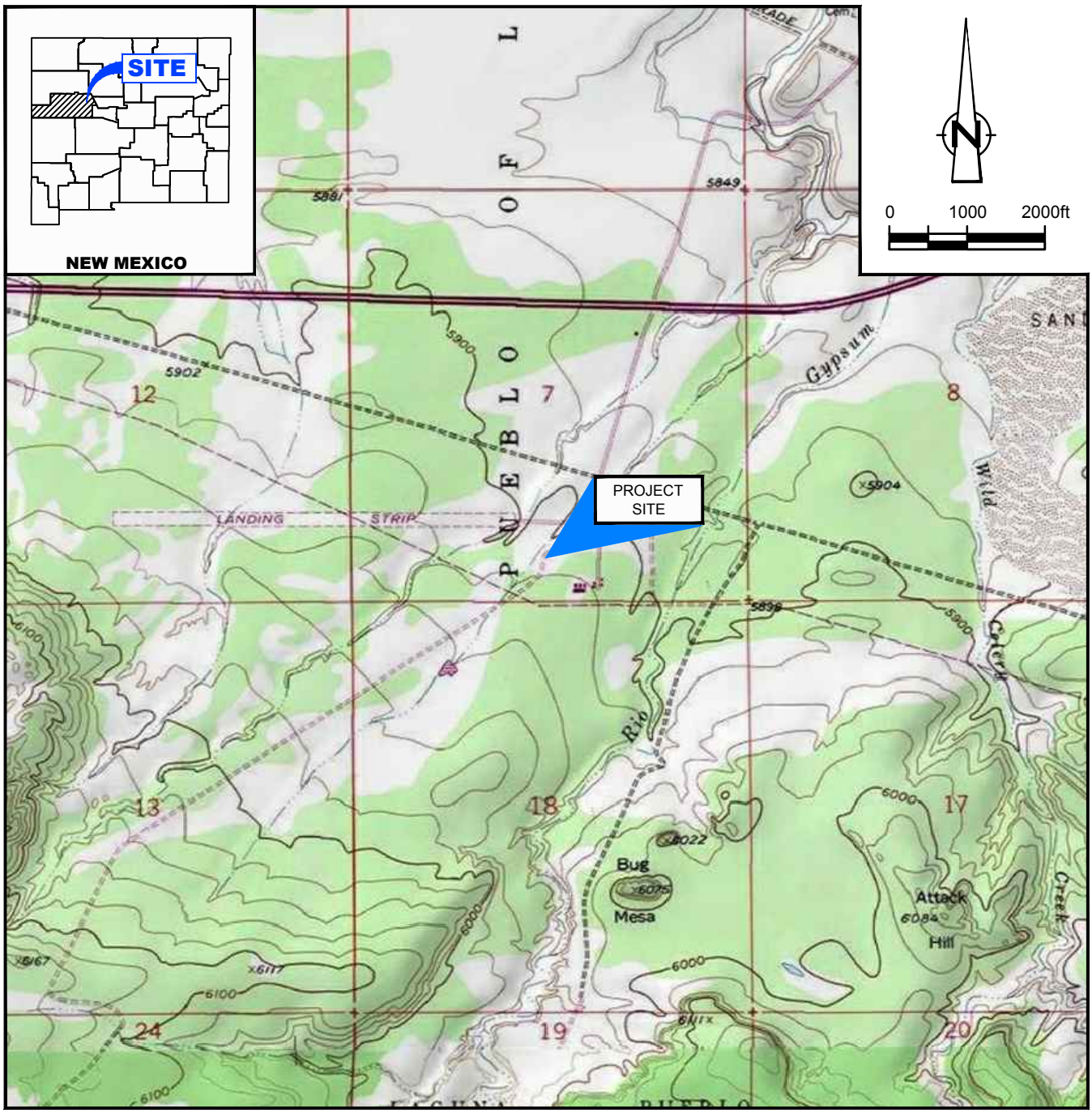

SOURCE: USGS 7.5 MINUTE QUAD
"LAGUNA, NEW MEXICO"

LAT/LONG: 35.0174° NORTH, 107.4643° WEST
COORDINATE: NAD83 DATUM, U.S. FOOT
STATE PLANE ZONE - NEW MEXICO WEST

Figure 1

SITE LOCATION MAP
LAGUNA COMPRESSOR STATION NO. 6
VALENCIA COUNTY, NEW MEXICO
Transwestern Pipeline Company, LLC

086241-00(001)GN-DL001 APR 2/2014

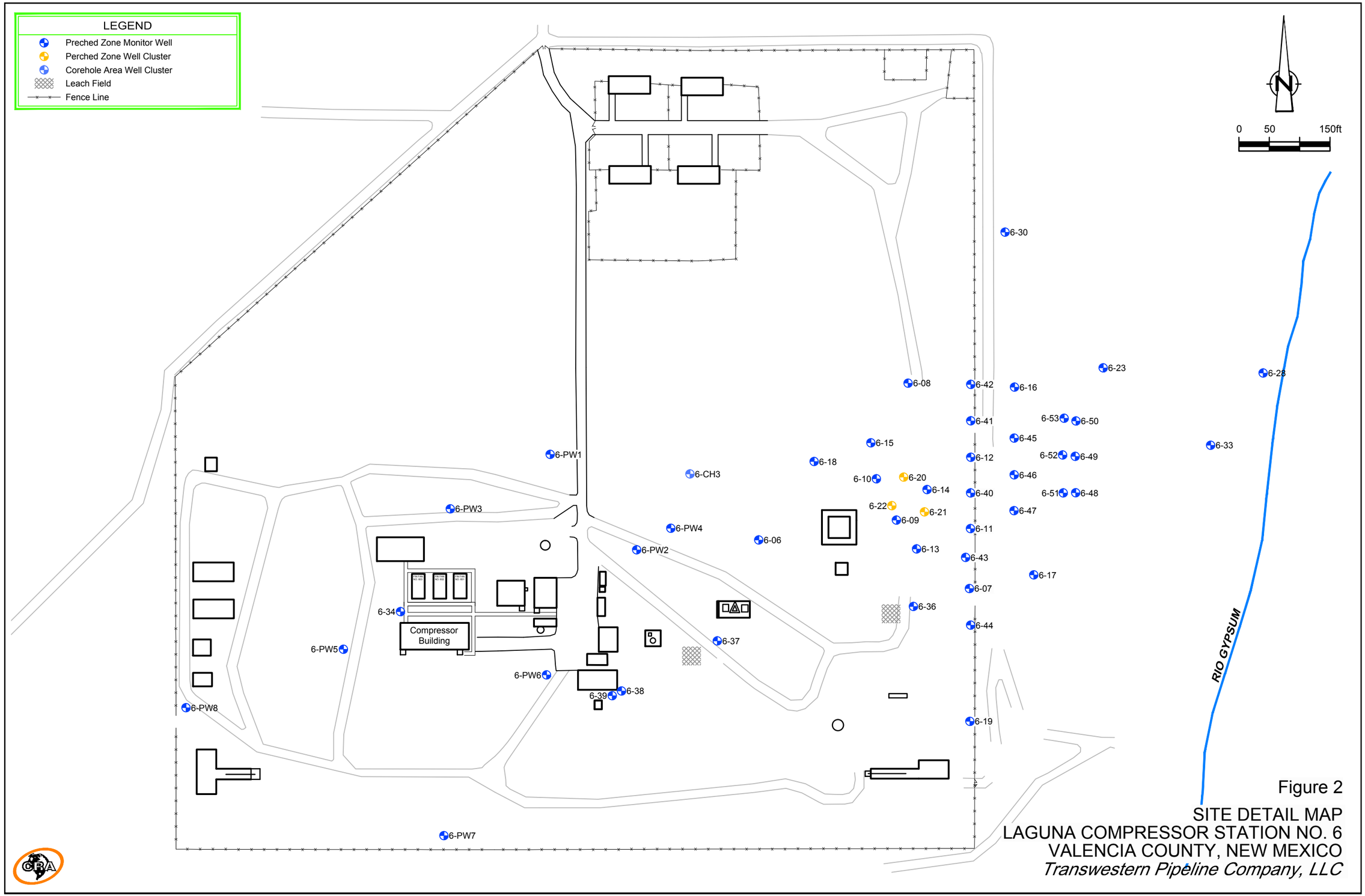

Figure 2

SITE DETAIL MAP
LAGUNA COMPRESSOR STATION NO. 6
VALENCIA COUNTY, NEW MEXICO
Transwestern Pipeline Company, LLC

086241-00(001)GN-DL001 APR 2/2014

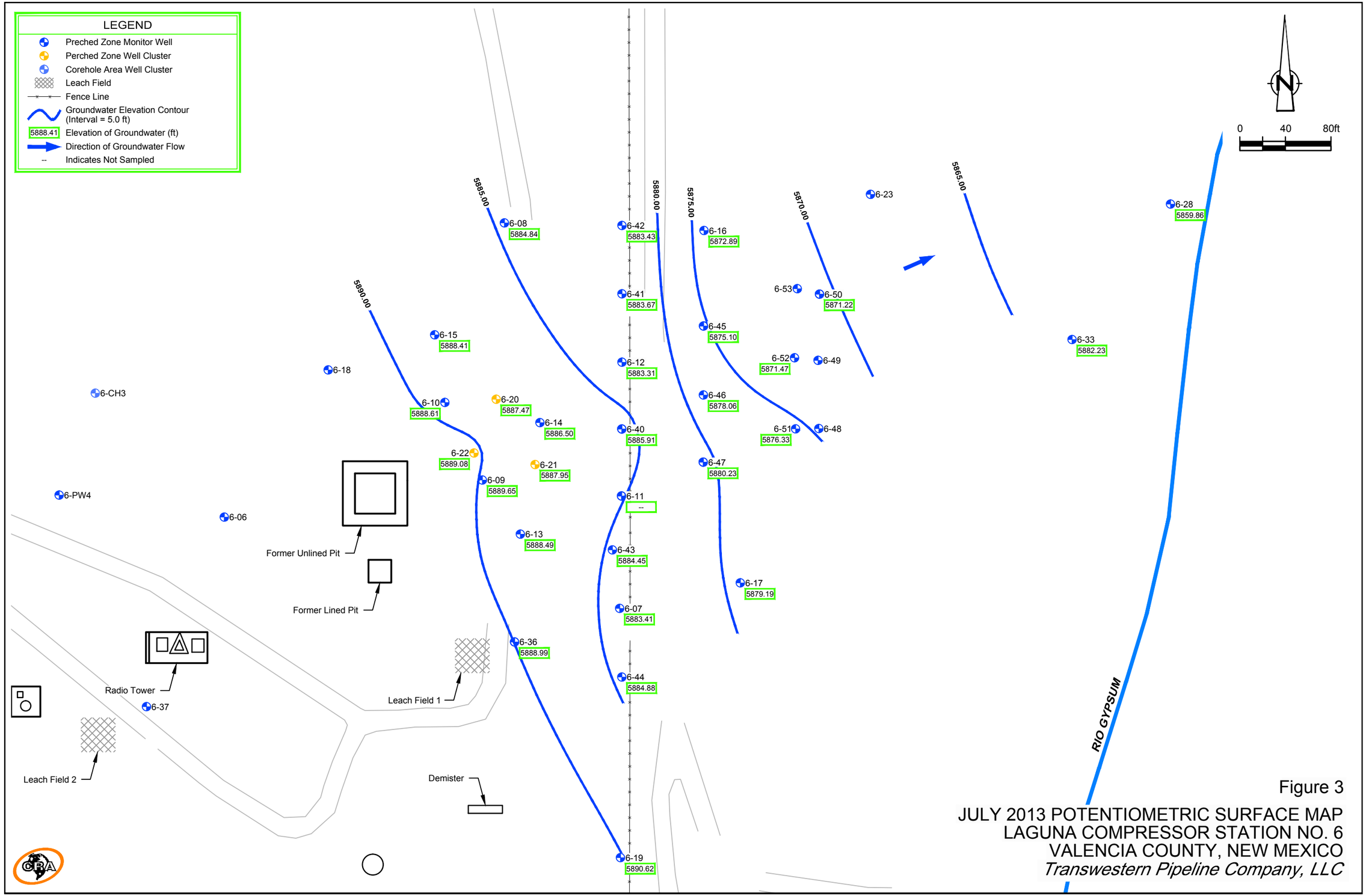

Figure 3

JULY 2013 POTENTIOMETRIC SURFACE MAP
LAGUNA COMPRESSOR STATION NO. 6
VALENCIA COUNTY, NEW MEXICO
Transwestern Pipeline Company, LLC

086241-00(001)GN-DL002 APR 2/2014

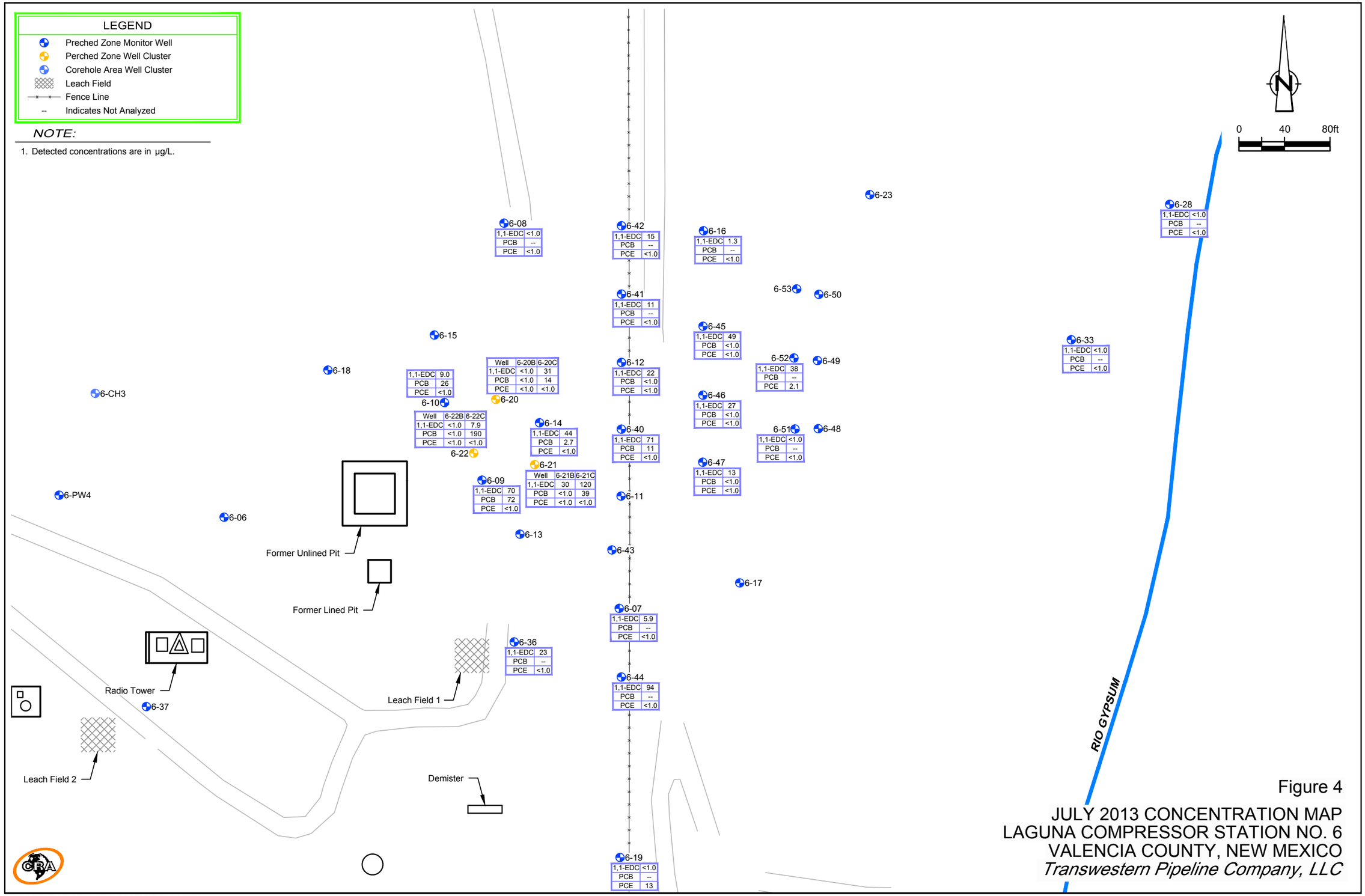

Figure 4

JULY 2013 CONCENTRATION MAP
LAGUNA COMPRESSOR STATION NO. 6
VALENCIA COUNTY, NEW MEXICO
Transwestern Pipeline Company, LLC

086241-00(001)GN-DL002 APR 2/2014

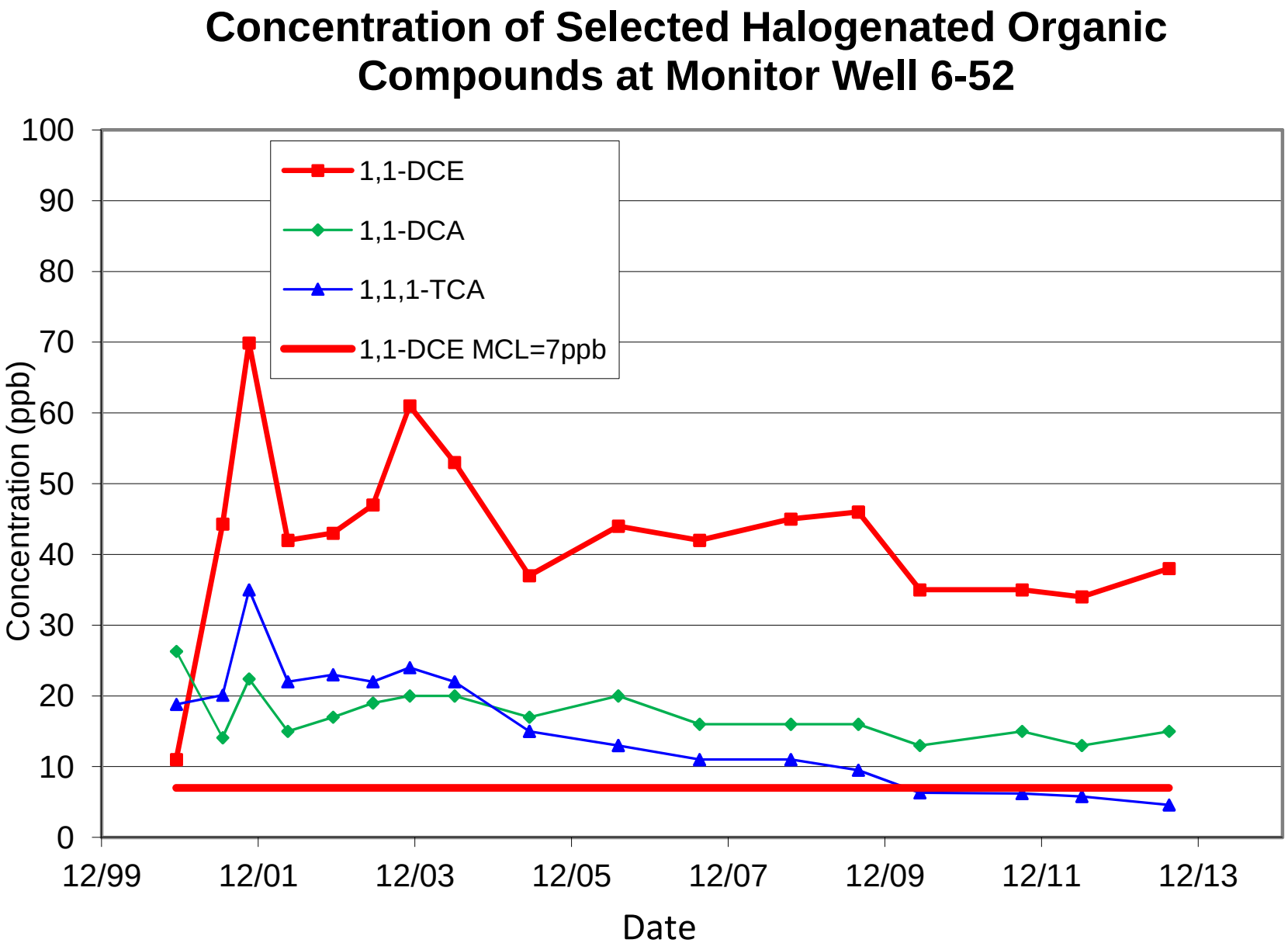
Concentration of Selected Halogenated Organic Compounds at Monitor Well 6-52
1,1-DCE
1,1-DCA
1,1,1-TCA
1,1-DCE MCL=7ppb
Concentration (ppb)
100
90
80
70
60
50
40
30
20
10
0
12/99
12/01
12/03
12/05
12/07
12/09
12/11
12/13
Date

Concentration of Selected Halogenated Organic Compounds at Monitor Well 6-44

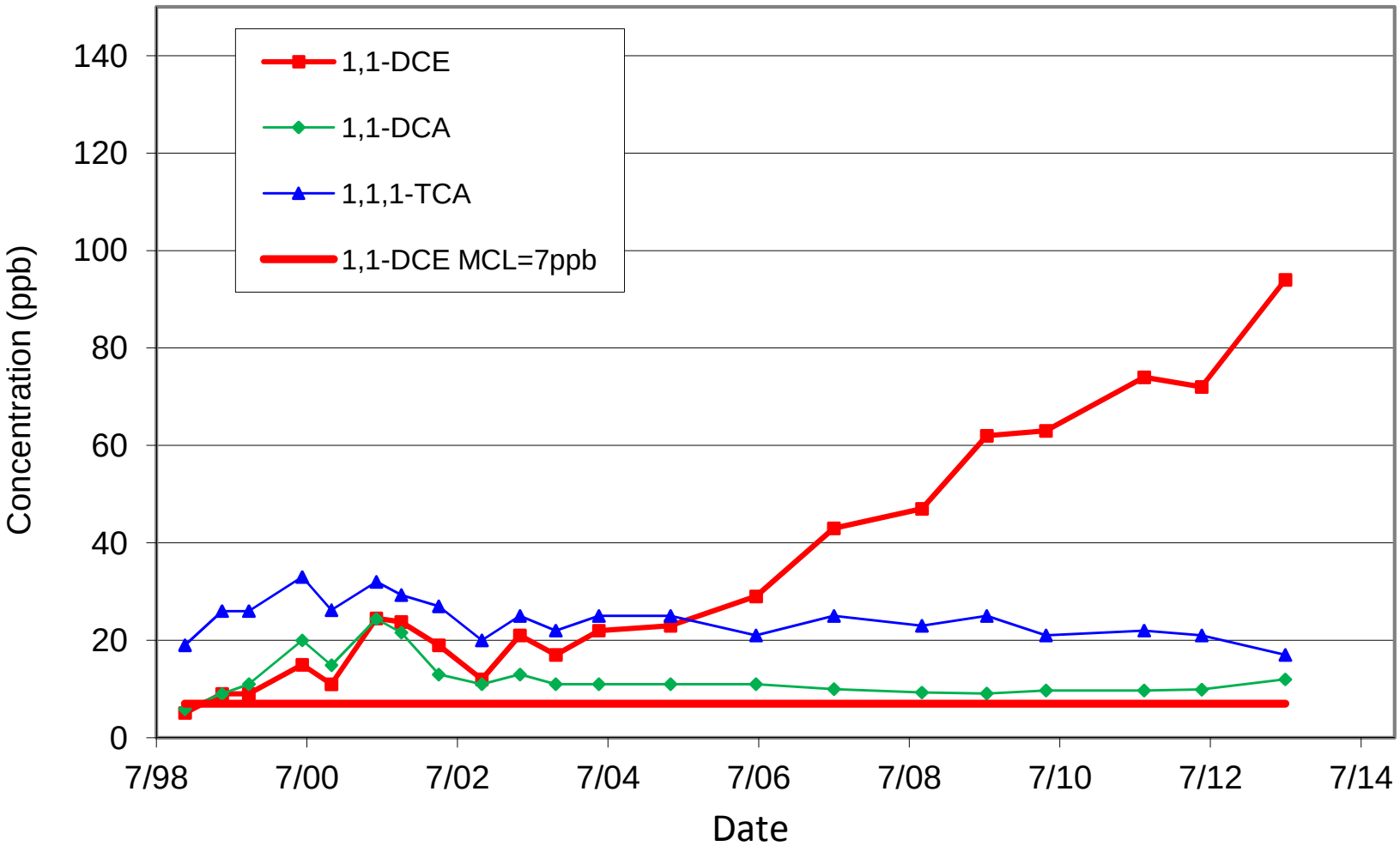

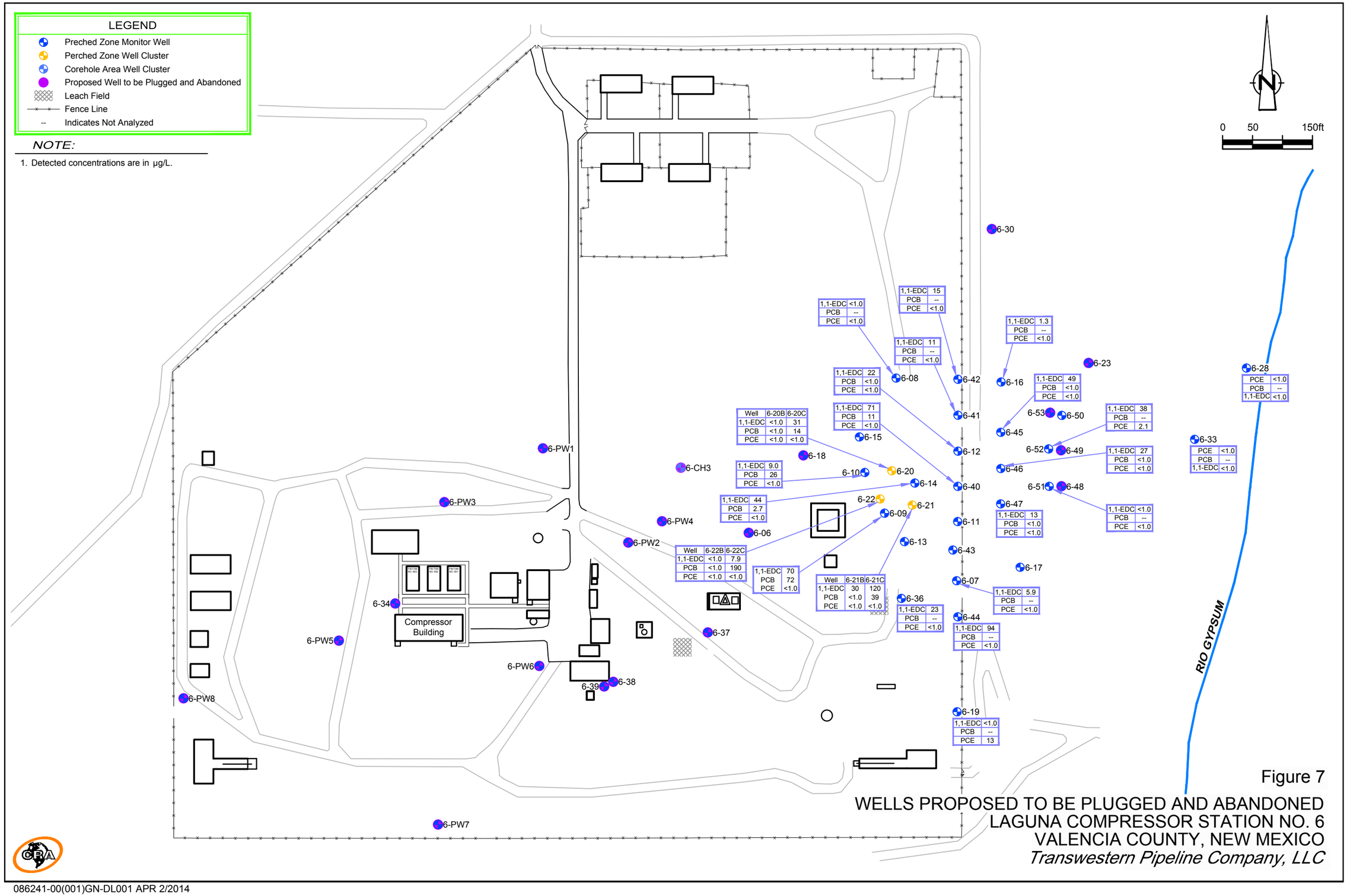

Figure 7

WELLS PROPOSED TO BE PLUGGED AND ABANDONED
LAGUNA COMPRESSOR STATION NO. 6
VALENCIA COUNTY, NEW MEXICO
Transwestern Pipeline Company, LLC

086241-00(001)GN-DL001 APR 2/2014

Tables

Table 1. Summary of Groundwater Level Data
Compressor Station No. 6 - Laguna, NM

Well ID	*Measuring Point Elevation (fmsl)*	*Date*	*Depth to Ground Water (ft below MP)*	*Ground Water Elevation (fmsl)*
6-06	5911.77	04/11/91	12.10	5899.67
		06/20/91	13.21	5898.56
		12/05/91	13.99	5897.78
		06/03/92	12.87	5898.90
		12/03/92	14.61	5897.16
		06/11/93	14.58	5897.19
		11/29/93	14.30	5897.47
		05/31/94	15.31	5896.46
		12/06/94	14.91	5896.86
		06/01/95	14.12	5897.65
		11/03/95	12.38	5899.39
		05/13/96	12.42	5899.35
		11/11/96	14.12	5897.65
		05/23/97	14.95	5896.82
		11/11/97	14.08	5897.69
		06/15/98	13.44	5898.33
		12/04/98	14.36	5897.41
		06/07/99	13.49	5898.28
		10/15/99	13.91	5897.86
		06/26/00	13.62	5898.15
		11/17/00	15.49	5896.28
		06/21/01	12.91	5898.86
		10/22/01	15.18	5896.59
		04/21/02	14.84	5896.93
		11/18/02	14.53	5897.24
		05/23/03	13.33	5898.44
		11/12/03	15.02	5896.75
		06/07/04	12.62	5899.15
		05/23/05	13.35	5898.42
		07/11/06	14.65	5897.12
		07/24/07	13.91	5897.86
		09/24/08	15.89	5895.88
		08/05/09	16.64	5895.13

Table 1. Summary of Groundwater Level Data
Compressor Station No. 6 - Laguna, NM

Well ID	*Measuring Point Elevation (fmsl)*	*Date*	*Depth to Ground Water (ft below MP)*	*Ground Water Elevation (fmsl)*
6-07	5901.96	04/16/91	22.38	5879.58
		06/20/91	17.47	5884.49
		12/05/91	16.90	5885.06
		06/03/92	17.61	5884.35
		12/03/92	16.92	5885.04
		06/11/93	17.51	5884.45
		11/29/93	17.14	5884.82
		05/31/94	17.76	5884.20
		12/06/94	16.88	5885.08
		06/01/95	17.73	5884.23
		11/03/95	17.30	5884.66
		05/13/96	18.04	5883.92
		11/11/96	17.58	5884.38
		05/23/97	18.27	5883.69
		11/11/97	17.54	5884.42
		06/15/98	18.38	5883.58
		12/04/98	17.81	5884.15
		06/07/99	18.49	5883.47
		10/15/99	17.93	5884.03
		06/26/00	18.49	5883.47
		11/17/00	17.91	5884.05
		06/21/01	18.78	5883.18
		10/22/01	18.10	5883.86
		04/21/02	18.84	5883.12
		11/18/02	18.36	5883.60
		05/23/03	19.01	5882.95
		11/12/03	18.37	5883.59
		06/07/04	18.87	5883.09
		05/23/05	19.11	5882.85
		07/11/06	18.81	5883.15
		07/24/07	18.11	5883.85
		09/24/08	18.21	5883.75
		08/05/09	18.79	5883.17
		05/17/10	18.79	5883.17
		07/06/11	19.23	5882.73
		06/11/12	18.80	5883.16
		07/22/13	18.55	5883.41

Table 1. Summary of Groundwater Level Data
Compressor Station No. 6 - Laguna, NM

Well ID	*Measuring Point Elevation (fmsl)*	*Date*	*Depth to Ground Water (ft below MP)*	*Ground Water Elevation (fmsl)*
6-08	5898.31	04/11/91	10.70	5887.61
		06/20/91	10.48	5887.83
		12/05/91	11.15	5887.16
		06/05/92	10.59	5887.72
		12/03/92	12.08	5886.23
		06/11/93	11.56	5886.75
		11/29/93	13.82	5884.49
		05/31/94	12.68	5885.63
		12/06/94	13.85	5884.46
		06/01/95	12.55	5885.76
		11/03/95	13.78	5884.53
		05/13/96	12.04	5886.27
		11/11/96	12.24	5886.07
		05/23/97	11.78	5886.53
		11/11/97	13.78	5884.53
		06/15/98	12.54	5885.77
		12/04/98	14.28	5884.03
		06/07/99	13.03	5885.28
		10/15/99	13.96	5884.35
	5896.27	06/26/00	10.70	5885.57
		11/17/00	12.50	5883.77
		06/21/01	11.80	5884.47
		10/22/01	12.77	5883.50
		04/21/02	12.97	5883.30
		11/18/02	13.42	5882.85
		05/23/03	11.12	5885.15
		11/12/03	12.49	5883.78
		06/07/04	10.82	5885.45
		05/23/05	9.98	5886.29
		07/11/06	10.26	5886.01
		07/24/07	9.55	5886.72
		09/24/08	11.33	5884.94
		08/05/09	12.15	5884.12
		05/17/10	13.60	5882.67
		07/06/11	14.75	5881.52
		06/11/12	11.41	5884.86
		07/22/13	11.43	5884.84

Table 1. Summary of Groundwater Level Data
Compressor Station No. 6 - Laguna, NM

Well ID	*Measuring Point Elevation (fmsl)*	*Date*	*Depth to Ground Water (ft below MP)*	*Ground Water Elevation (fmsl)*
6-09	5903.05	07/18/91	10.94	5892.11
	5902.77	11/08/91	11.50	5891.27
		12/06/91	11.32	5891.45
		06/09/92	11.08	5891.69
		12/03/92	11.96	5890.81
		06/11/93	11.96	5890.81
		11/29/93	13.10	5889.67
		05/31/94	12.45	5890.32
		12/06/94	13.09	5889.68
		06/01/95	12.80	5889.97
		11/03/95	13.05	5889.72
		05/13/96	15.75	5887.02
		11/11/96	12.40	5890.37
		05/23/97	12.55	5890.22
		11/12/97	12.79	5889.98
		06/15/98	12.16	5890.61
		12/04/98	13.28	5889.49
		06/07/99	12.33	5890.44
		10/15/99	12.62	5890.15
		06/26/00	12.40	5890.37
		11/17/00	13.23	5889.54
		06/21/01	12.20	5890.57
		10/22/01	13.11	5889.66
		04/21/02	13.07	5889.70
		11/18/02	13.04	5889.73
		05/23/03	12.28	5890.49
		11/12/03	13.21	5889.56
		06/07/04	11.91	5890.86
		05/23/05	11.48	5891.29
		07/11/06	12.50	5890.27
		07/24/07	11.96	5890.81
		09/24/08	13.18	5889.59
		08/05/09	13.36	5889.41
		05/17/10	12.88	5889.89
		07/06/11	12.99	5889.78
		06/11/12	12.03	5890.74
		07/22/13	13.12	5889.65

Table 1. Summary of Groundwater Level Data
Compressor Station No. 6 - Laguna, NM

Well ID	*Measuring Point Elevation (fmsl)*	*Date*	*Depth to Ground Water (ft below MP)*	*Ground Water Elevation (fmsl)*
6-10	5902.06	07/18/91	10.60	5891.46
	5901.81	11/08/91	11.44	5890.37
		12/06/91	11.44	5890.37
		06/09/92	10.54	5891.27
		12/03/92	11.80	5890.01
		06/11/93	11.71	5890.10
		11/29/93	12.74	5889.07
		05/31/94	10.90	5889.46
		12/06/94	12.90	5888.91
		06/01/95	12.18	5889.63
		11/03/95	12.74	5889.07
		05/13/96	11.55	5890.26
		11/11/96	12.14	5889.67
		05/23/97	12.20	5889.61
		11/12/98	13.07	5888.74
		06/15/98	12.11	5889.70
		12/04/98	12.99	5888.82
		06/07/99	12.24	5889.57
		10/15/99	12.67	5889.14
		06/26/00	12.38	5889.43
		11/17/00	13.37	5888.44
		06/21/01	12.23	5889.58
		10/22/01	13.24	5888.57
		04/21/02	12.96	5888.85
		11/18/02	13.15	5888.66
		05/23/03	12.10	5889.71
		11/12/03	13.33	5888.48
		06/07/04	11.92	5889.89
		05/23/05	11.25	5890.56
		07/11/06	12.55	5889.26
		07/24/07	11.86	5889.95
		09/24/08	13.32	5888.49
		08/05/09	13.89	5887.92
		05/17/10	12.89	5888.92
		07/06/11	13.19	5888.62
		06/11/12	12.04	5889.77
		07/22/13	13.20	5888.61

Table 1. Summary of Groundwater Level Data
Compressor Station No. 6 - Laguna, NM

Well ID	*Measuring Point Elevation (fmsl)*	*Date*	*Depth to Ground Water (ft below MP)*	*Ground Water Elevation (fmsl)*
6-11	5901.62	09/06/91	25.32	5876.30
	5901.49	12/05/91	14.55	5886.94
		06/03/92	15.01	5886.48
		12/03/92	14.44	5887.05
		06/11/93	15.36	5886.13
		11/29/93	15.19	5886.30
		05/31/94	15.02	5886.47
		12/06/94	15.49	5886.00
		06/01/95	16.05	5885.44
		11/03/95	15.48	5886.01
		05/13/96	16.23	5885.26
		11/11/96	15.48	5886.01
		05/23/97	16.06	5885.43
		11/11/97	15.36	5886.13
		06/15/98	16.41	5885.08
		12/04/98	15.86	5885.63
		06/07/99	16.65	5884.84
		10/15/99	15.96	5885.53
		06/26/00	16.42	5885.07
		11/17/00	15.93	5885.56
		06/21/01	17.14	5884.35
		10/22/01	16.26	5885.23
		04/21/02	17.36	5884.13
		11/18/02	16.83	5884.66
		05/23/03	17.60	5883.89
		11/12/03	16.48	5885.01
		06/07/04	17.01	5884.48
		05/23/05	16.66	5884.83
		07/11/06	15.98	5885.51
		07/26/07	15.50	5885.99
		09/24/08	NM	--
		08/05/09	NM	--
		05/17/10	NM	--
		07/06/11	NM	--
		06/11/12	NM	--
		07/22/13	NM	--

Table 1. Summary of Groundwater Level Data
Compressor Station No. 6 - Laguna, NM

Well ID	*Measuring Point Elevation (fmsl)*	*Date*	*Depth to Ground Water (ft below MP)*	*Ground Water Elevation (fmsl)*
6-12	5898.95	09/07/91	12.08	5886.87
		12/05/91	12.59	5886.36
	5898.85	02/27/92	12.04	5886.81
		06/08/92	12.13	5886.72
		12/03/92	13.10	5885.75
		06/11/93	12.74	5886.11
		11/29/93	14.63	5884.22
		05/31/94	12.60	5885.27
		12/06/94	14.06	5884.79
		06/01/95	13.29	5885.56
		11/03/95	14.11	5884.74
		05/13/96	13.25	5885.60
		11/11/96	13.51	5885.34
		05/23/97	13.28	5885.57
		11/12/97	14.78	5884.07
		06/15/98	13.65	5885.20
		12/04/98	15.06	5883.79
		06/07/99	13.95	5884.90
		10/15/99	14.75	5884.10
		06/26/00	14.09	5884.76
		11/17/00	16.31	5882.54
		06/21/01	14.88	5883.97
		10/22/01	16.19	5882.66
		04/21/02	15.65	5883.20
		11/18/02	16.98	5881.87
		05/23/03	14.41	5884.44
		11/12/03	15.97	5882.88
		06/07/04	14.01	5884.84
		05/23/05	13.47	5885.38
		07/11/06	13.94	5884.91
		07/24/07	13.55	5885.30
		09/24/08	15.27	5883.58
		08/05/09	16.81	5882.04
		05/17/10	18.43	5880.42
		07/06/11	NM	--
		06/11/12	17.00	5881.85
		07/22/13	15.54	5883.31

Table 1. Summary of Groundwater Level Data
Compressor Station No. 6 - Laguna, NM

Well ID	*Measuring Point Elevation (fmsl)*	*Date*	*Depth to Ground Water (ft below MP)*	*Ground Water Elevation (fmsl)*
6-13	5902.93	11/22/91	22.20	5880.73
		12/05/91	20.85	5882.08
		06/03/92	12.97	5889.96
		12/03/92	12.56	5890.37
		06/11/93	13.49	5889.44
		11/29/93	13.26	5889.67
		05/31/94	13.80	5888.76
		12/06/94	13.66	5889.27
		06/01/95	14.26	5888.67
		11/03/95	13.64	5889.29
		05/13/96	14.54	5888.39
		11/11/96	13.64	5889.29
		05/23/97	14.55	5888.38
		11/12/97	13.67	5889.26
		06/15/98	14.58	5888.35
		12/04/98	13.93	5889.00
		06/07/99	14.85	5888.08
		10/15/99	14.02	5888.91
	5900.76	06/26/00	12.34	5888.42
		11/17/00	11.68	5889.08
		06/21/01	12.97	5887.79
		10/22/01	11.97	5888.79
		04/21/02	12.99	5887.77
		11/18/02	12.38	5888.38
		05/23/03	13.41	5887.35
		11/12/03	12.44	5888.32
		06/07/04	13.00	5887.76
		05/23/05	12.48	5888.28
		07/11/06	11.86	5888.90
		07/24/07	11.23	5889.53
		09/24/08	11.93	5888.83
		08/05/09	12.72	5888.04
		05/17/10	13.03	5887.73
		07/06/11	13.32	5887.44
		06/11/12	13.05	5887.71
		07/22/13	12.27	5888.49

Table 1. Summary of Groundwater Level Data
Compressor Station No. 6 - Laguna, NM

Well ID	*Measuring Point Elevation (fmsl)*	*Date*	*Depth to Ground Water (ft below MP)*	*Ground Water Elevation (fmsl)*
6-14	5901.34	11/22/91	12.67	5888.67
		12/06/91	12.70	5888.64
		06/09/92	12.40	5888.94
		12/03/92	13.26	5888.08
		06/11/93	13.16	5888.18
		11/29/93	14.56	5886.78
		05/31/94	12.66	5887.31
		12/06/94	14.25	5887.09
		06/01/95	13.58	5887.76
		11/03/95	14.13	5887.21
		05/13/96	13.17	5888.17
		11/11/96	13.41	5887.93
		05/23/97	13.38	5887.96
		11/12/97	14.45	5886.89
		06/15/98	13.71	5887.63
		12/04/98	14.69	5886.65
		06/07/99	13.97	5887.37
		10/15/99	14.22	5887.12
		06/26/00	13.69	5887.65
		11/17/00	15.13	5886.21
		06/21/01	14.19	5887.15
		10/22/01	14.85	5886.49
		04/21/02	14.82	5886.52
		11/18/02	15.17	5886.17
		05/23/03	13.93	5887.41
		11/12/03	14.91	5886.43
		06/07/04	13.48	5887.86
		05/23/05	13.03	5888.31
		07/11/06	13.78	5887.56
		07/24/07	13.06	5888.28
		09/24/08	14.75	5886.59
		08/05/09	15.47	5885.87
		05/17/10	15.12	5886.22
		07/06/11	15.20	5886.14
		06/11/12	14.22	5887.12
		07/22/13	14.84	5886.50

Table 1. Summary of Groundwater Level Data
Compressor Station No. 6 - Laguna, NM

Well ID	*Measuring Point Elevation (fmsl)*	*Date*	*Depth to Ground Water (ft below MP)*	*Ground Water Elevation (fmsl)*
6-15	5901.08	11/22/91	11.14	5889.94
		12/05/91	11.24	5889.84
		06/08/92	10.51	5890.57
		12/03/92	11.70	5889.38
		06/11/93	11.63	5889.45
		11/29/93	12.72	5888.36
		05/31/94	11.18	5888.88
		12/06/94	12.90	5888.18
		06/01/95	12.04	5889.04
		11/03/95	12.72	5888.36
		05/13/96	11.51	5889.57
		11/11/96	11.95	5889.13
		05/23/97	11.97	5889.11
		11/11/97	12.97	5888.11
		06/15/98	11.95	5889.13
		12/04/98	12.84	5888.24
		06/07/99	12.00	5889.08
		10/15/99	12.45	5888.63
		06/26/00	12.21	5888.87
		11/17/00	13.43	5887.65
		06/21/01	12.18	5888.90
		10/22/01	13.09	5887.99
		04/21/02	12.61	5888.47
		11/18/02	13.07	5888.01
		05/23/03	11.94	5889.14
		11/12/03	13.17	5887.91
		06/07/04	11.79	5889.29
		05/23/05	11.34	5889.74
		07/11/06	12.28	5888.80
		07/24/07	11.77	5889.31
		09/24/08	12.98	5888.10
		08/05/09	13.64	5887.44
		05/17/10	12.93	5888.15
		07/06/11	13.12	5887.96
		06/11/12	11.84	5889.24
		07/22/13	12.67	5888.41

Table 1. Summary of Groundwater Level Data
Compressor Station No. 6 - Laguna, NM

Well ID	*Measuring Point Elevation (fmsl)*	*Date*	*Depth to Ground Water (ft below MP)*	*Ground Water Elevation (fmsl)*
6-16	5894.32	06/02/92	10.50	5883.82
		12/03/92	12.76	5881.56
		06/11/93	11.96	5882.36
		11/29/93	13.70	5880.62
		05/31/94	14.39	5879.93
		12/06/94	13.47	5880.85
		06/01/95	13.23	5881.09
		11/03/95	14.72	5879.60
		05/13/96	14.79	5879.53
		11/11/96	13.42	5880.90
		05/23/97	12.73	5881.59
		11/11/97	14.34	5879.98
		06/15/98	14.76	5879.56
		12/03/98	15.56	5878.76
		06/07/99	16.08	5878.24
		10/15/99	16.03	5878.29
		06/26/00	16.57	5877.75
		11/17/00	16.04	5878.28
		06/21/01	17.38	5876.94
		10/22/01	17.60	5876.72
		04/21/02	17.99	5876.33
		11/18/02	17.83	5876.49
		05/23/03	18.82	5875.50
		11/12/03	18.53	5875.79
		06/07/04	18.88	5875.44
		05/23/05	18.68	5875.64
		07/11/06	16.24	5878.08
		07/24/07	13.13	5881.19
		09/24/08	14.69	5879.63
		08/05/09	15.80	5878.52
		05/17/10	16.83	5877.49
		07/06/11	18.36	5875.96
		06/11/12	18.99	5875.33
		07/22/13	21.43	5872.89

Table 1. Summary of Groundwater Level Data
Compressor Station No. 6 - Laguna, NM

Well ID	*Measuring Point Elevation (fmsl)*	*Date*	*Depth to Ground Water (ft below MP)*	*Ground Water Elevation (fmsl)*
6-17	5898.26	06/02/92	24.59	5873.67
		12/03/92	19.61	5878.65
		06/11/93	19.71	5878.55
		11/29/93	19.18	5879.08
		05/31/94	19.39	5878.87
		12/06/94	18.74	5879.52
		06/01/95	18.95	5879.31
		11/03/95	18.64	5879.62
		05/13/96	18.96	5879.30
		11/11/96	18.58	5879.68
		05/23/97	18.93	5879.33
		11/11/97	18.38	5879.88
		06/15/98	18.93	5879.33
		12/03/98	18.42	5879.84
		06/07/99	18.88	5879.38
		10/15/99	18.54	5879.72
		06/26/00	18.85	5879.41
		11/17/00	18.34	5879.92
		06/21/01	19.02	5879.24
		10/22/01	18.56	5879.70
		04/21/02	19.92	5878.34
		11/18/02	18.62	5879.64
		05/23/03	19.09	5879.17
		11/12/03	18.65	5879.61
		06/07/04	19.03	5879.23
		05/23/05	19.17	5879.09
		07/11/06	19.20	5879.06
		07/24/07	19.21	5879.05
		09/24/08	18.95	5879.31
		08/05/09	19.02	5879.24
		05/17/10	19.12	5879.14
		07/06/11	19.19	5879.07
		06/11/12	19.10	5879.16
		07/22/13	19.07	5879.19

Table 1. Summary of Groundwater Level Data
Compressor Station No. 6 - Laguna, NM

Well ID	*Measuring Point Elevation (fmsl)*	*Date*	*Depth to Ground Water (ft below MP)*	*Ground Water Elevation (fmsl)*
6-18	5904.70	06/02/92	10.03	5894.67
		12/03/92	11.48	5893.22
		06/11/93	11.69	5893.01
		11/29/93	11.55	5893.15
		05/31/94	11.93	5892.77
		12/06/94	11.87	5892.83
		06/01/95	11.45	5893.25
		11/03/95	11.11	5893.59
		05/13/96	10.02	5894.68
		11/11/96	10.99	5893.71
		05/23/97	11.47	5893.23
		11/11/97	11.66	5893.04
		06/15/98	10.94	5893.76
		12/04/98	11.44	5893.26
		06/07/99	10.77	5893.93
		10/15/99	11.30	5893.40
		06/26/00	11.34	5893.36
		11/17/00	12.35	5892.35
		06/21/01	10.88	5893.82
		10/22/01	12.00	5892.70
		04/21/02	11.76	5892.94
		11/18/02	11.71	5892.99
		05/23/03	10.82	5893.88
		11/12/03	12.29	5892.41
		06/07/04	10.41	5894.29
		05/23/05	9.55	5895.15
		07/11/06	11.26	5893.44
		07/24/07	10.70	5894.00
		09/24/08	12.27	5892.43
		08/05/09	13.05	5891.65

Table 1. Summary of Groundwater Level Data
Compressor Station No. 6 - Laguna, NM

Well ID	*Measuring Point Elevation (fmsl)*	*Date*	*Depth to Ground Water (ft below MP)*	*Ground Water Elevation (fmsl)*
6-19	5906.62	06/02/92	13.24	5893.38
		12/03/92	14.91	5891.71
		06/11/93	15.56	5891.06
		11/29/93	16.42	5890.20
		05/31/94	15.01	5891.61
		12/06/94	14.99	5891.63
		06/01/95	14.06	5892.56
		11/03/95	15.51	5891.11
		05/13/96	16.62	5890.00
		11/11/96	17.06	5889.56
		05/23/97	17.62	5889.00
		11/11/97	16.59	5890.03
		06/15/98	17.16	5889.46
		12/04/98	17.95	5888.67
		06/07/99	18.43	5888.19
		10/15/99	18.14	5888.48
		06/26/00	18.66	5887.96
		11/17/00	17.61	5889.01
		06/21/01	17.50	5889.12
		10/22/01	17.33	5889.29
		04/21/02	18.08	5888.54
		11/18/02	18.00	5888.62
		05/23/03	17.65	5888.97
		11/12/03	17.75	5888.87
		06/07/04	16.70	5889.92
		05/23/05	16.40	5890.22
		07/11/06	16.30	5890.32
		07/24/07	15.23	5891.39
		09/24/08	16.96	5889.66
		08/05/09	17.56	5889.06
		05/17/10	17.41	5889.21
		07/06/11	16.36	5890.26
		06/11/12	14.83	5891.79
		07/22/13	16.00	5890.62

Table 1. Summary of Groundwater Level Data
Compressor Station No. 6 - Laguna, NM

Well ID	*Measuring Point Elevation (fmsl)*	*Date*	*Depth to Ground Water (ft below MP)*	*Ground Water Elevation (fmsl)*
6-20A	5900.57	06/29/92	29.35	5871.22
		11/29/93	DRY	--
		05/30/94	DRY	--
		12/06/94	DRY	--
		06/01/95	DRY	--
		11/03/95	32.81	5867.76
		05/13/96	DRY	--
		11/11/96	DRY	--
		05/23/97	DRY	--
		11/11/97	DRY	--
		06/15/98	DRY	--
		12/04/98	32.96	5867.61
		06/07/99	DRY	--
		10/15/99	32.85	5867.72
		06/26/00	32.78	5867.79
		11/17/00	32.73	5867.84
		06/21/01	32.65	5867.92
		10/22/01	32.62	5867.95
		04/21/02	32.56	5868.01
		11/18/02	32.51	5868.06
		05/23/03	32.45	5868.12
		11/12/03	32.41	5868.16
		06/07/04	32.35	5868.22
		05/23/05	32.22	5868.35
		07/11/06	32.15	5868.42
		07/24/07	32.03	5868.54
		09/24/08	31.90	5868.67
		08/05/09	31.76	5868.81
		05/17/10	31.68	5868.89
		07/06/11	31.59	5868.98
		06/11/12	31.50	5869.07
		07/22/13	31.38	5869.19

Table 1. Summary of Groundwater Level Data
Compressor Station No. 6 - Laguna, NM

Well ID	*Measuring Point Elevation (fmsl)*	*Date*	*Depth to Ground Water (ft below MP)*	*Ground Water Elevation (fmsl)*
6-20B	5900.67	06/29/92	21.43	5879.24
		12/03/92	11.30	5889.37
		06/11/93	11.86	5888.81
		11/29/93	12.27	5888.40
		05/31/94	12.25	5888.42
		12/06/94	12.15	5888.52
		06/01/95	20.77	5879.90
		11/03/95	11.96	5888.71
		05/13/96	16.66	5884.01
		11/11/96	11.68	5888.99
		05/23/97	12.01	5888.66
		11/11/97	12.33	5888.34
		06/15/98	14.07	5886.60
		12/04/98	20.72	5879.95
		06/07/99	15.86	5884.81
		10/15/99	12.09	5888.58
		06/26/00	14.13	5886.54
		11/17/00	12.65	5888.02
		06/21/01	14.45	5886.22
		10/22/01	19.27	5881.40
		04/21/02	13.65	5887.02
		11/18/02	17.15	5883.52
		05/23/03	13.65	5887.02
		11/12/03	13.50	5887.17
		06/07/04	15.56	5885.11
		05/23/05	13.83	5886.84
		07/11/06	12.51	5888.16
		07/24/07	11.44	5889.23
		09/24/08	12.50	5888.17
		08/05/09	15.22	5885.45
		05/17/10	14.32	5886.35
		07/06/11	13.95	5886.72
		06/11/12	13.51	5887.16
		07/22/13	13.18	5887.49

Table 1. Summary of Groundwater Level Data
Compressor Station No. 6 - Laguna, NM

Well ID	*Measuring Point Elevation (fmsl)*	*Date*	*Depth to Ground Water (ft below MP)*	*Ground Water Elevation (fmsl)*
6-20C	5900.70	06/29/92	10.81	5889.89
		12/03/92	11.66	5889.04
		06/11/93	11.48	5889.22
		11/29/93	12.48	5888.22
		05/31/94	11.82	5888.88
		12/06/94	12.39	5888.31
		06/01/95	11.71	5888.99
		11/03/95	12.42	5888.28
		05/13/96	11.45	5889.25
		11/11/96	11.99	5888.71
		05/23/97	11.91	5888.79
		11/12/97	12.75	5887.95
		06/15/98	11.89	5888.81
		12/04/98	12.70	5888.00
		06/07/99	12.04	5888.66
		10/15/99	12.49	5888.21
		06/26/00	12.24	5888.46
		11/17/00	13.36	5887.34
		06/21/01	12.14	5888.56
		10/22/01	13.06	5887.64
		04/21/02	12.55	5888.15
		11/18/02	12.93	5887.77
		05/23/03	12.02	5888.68
		11/12/03	13.16	5887.54
		06/07/04	11.91	5888.79
		05/23/05	11.42	5889.28
		07/11/06	12.47	5888.23
		07/24/07	11.74	5888.96
		09/24/08	13.19	5887.51
		08/05/09	13.94	5886.76
		05/17/10	12.98	5887.72
		07/06/11	13.44	5887.26
		06/11/12	12.34	5888.36
		07/22/13	13.23	5887.47

Table 1. Summary of Groundwater Level Data
Compressor Station No. 6 - Laguna, NM

Well ID	*Measuring Point Elevation (fmsl)*	*Date*	*Depth to Ground Water (ft below MP)*	*Ground Water Elevation (fmsl)*
6-21A	5901.50	07/23/92	32.52	5868.98
		12/03/92	32.69	5868.81
		06/11/93	DRY	--
		11/29/93	32.68	5868.82
		05/31/94	32.55	5868.95
		12/06/94	32.77	5868.73
		06/01/95	32.66	5868.84
		11/03/95	32.84	5868.66
		05/13/96	32.69	5868.81
		11/11/96	NM	--
		05/23/97	32.45	5869.05
		11/11/97	32.70	5868.80
		06/15/98	DRY	--
		12/04/98	32.48	5869.02
		06/07/99	32.44	5869.06
		10/15/99	32.37	5869.13
		06/26/00	32.29	5869.21
		11/17/00	32.24	5869.26
		06/21/01	32.17	5869.33
		10/22/01	32.16	5869.34
		04/21/02	32.09	5869.41
		11/18/02	32.03	5869.47
		05/23/03	31.98	5869.52
		11/12/03	31.95	5869.55
		06/07/04	31.89	5869.61
		05/23/05	31.76	5869.74
		07/11/06	31.68	5869.82
		07/24/07	31.53	5869.97
		09/24/08	31.42	5870.08
		08/05/09	31.29	5870.21
		05/17/10	31.22	5870.28
		07/06/11	31.12	5870.38
		06/11/12	31.03	5870.47
		07/22/13	30.92	5870.58

Table 1. Summary of Groundwater Level Data
Compressor Station No. 6 - Laguna, NM

Well ID	*Measuring Point Elevation (fmsl)*	*Date*	*Depth to Ground Water (ft below MP)*	*Ground Water Elevation (fmsl)*
6-21B	5901.51	07/22/92	12.22	5889.29
		12/03/92	12.61	5888.90
		06/11/93	12.57	5888.94
		11/29/93	13.46	5888.05
		05/31/94	13.04	5888.47
		12/06/94	13.26	5888.25
		06/01/95	12.69	5888.82
		11/03/95	13.11	5888.40
		05/13/96	12.65	5888.86
		11/11/96	12.91	5888.60
		05/23/97	12.82	5888.69
		11/11/97	13.30	5888.21
		06/15/98	13.01	5888.50
		12/04/98	13.56	5887.95
		06/07/99	13.20	5888.31
		10/15/99	13.15	5888.36
		06/26/00	13.04	5888.47
		11/17/00	13.87	5887.64
		06/21/01	13.37	5888.14
		10/22/01	13.59	5887.92
		04/21/02	13.85	5887.66
		11/18/02	13.97	5887.54
		05/23/03	13.37	5888.14
		11/12/03	13.65	5887.86
		06/07/04	13.14	5888.37
		05/23/05	12.80	5888.71
		07/11/06	13.01	5888.50
		07/24/07	12.43	5889.08
		09/24/08	13.53	5887.98
		08/05/09	14.21	5887.30
		05/17/10	14.23	5887.28
		07/06/11	14.08	5887.43
		06/11/12	13.37	5888.14
		07/22/13	13.85	5887.66

Table 1. Summary of Groundwater Level Data
Compressor Station No. 6 - Laguna, NM

Well ID	*Measuring Point Elevation (fmsl)*	*Date*	*Depth to Ground Water (ft below MP)*	*Ground Water Elevation (fmsl)*
6-21C	5901.73	07/22/92	12.11	5889.62
		12/03/92	12.51	5889.22
		06/11/93	12.37	5889.36
		11/29/93	12.92	5888.81
		05/31/94	12.58	5889.15
		12/06/94	12.93	5888.80
		06/01/95	12.56	5889.17
		11/03/95	12.87	5888.86
		05/13/96	12.25	5889.48
		11/11/96	12.70	5889.03
		05/23/97	12.70	5889.03
		11/12/97	13.11	5888.62
		06/15/98	12.78	5888.95
		12/04/98	13.23	5888.50
		06/07/99	12.80	5888.93
		10/15/99	12.98	5888.75
		06/26/00	12.88	5888.85
		11/17/00	13.63	5888.10
		06/21/01	12.91	5888.82
		10/22/01	13.45	5888.28
		04/21/02	13.38	5888.35
		11/18/02	13.52	5888.21
		05/23/03	11.99	5889.74
		11/12/03	13.62	5888.11
		06/07/04	12.69	5889.04
		05/23/05	12.43	5889.30
		07/11/06	13.06	5888.67
		07/24/07	12.66	5889.07
		09/24/08	13.69	5888.04
		08/05/09	13.47	5888.26
		05/17/10	13.58	5888.15
		07/06/11	13.80	5887.93
		06/11/12	13.04	5888.69
		07/22/13	13.78	5887.95

Table 1. Summary of Groundwater Level Data
Compressor Station No. 6 - Laguna, NM

Well ID	*Measuring Point Elevation (fmsl)*	*Date*	*Depth to Ground Water (ft below MP)*	*Ground Water Elevation (fmsl)*
6-22A	5902.32	08/28/92	13.72	5888.60
		06/11/93	DRY	--
		11/29/93	DRY	--
		05/31/94	DRY	--
		12/06/94	DRY	--
		06/01/95	DRY	--
		11/03/95	32.69	5869.63
		05/13/96	DRY	--
		11/11/96	NM	--
		05/23/97	32.66	5869.66
		11/12/97	DRY	--
		06/15/98	DRY	--
		12/04/98	DRY	--
		06/07/99	DRY	--
		10/15/99	DRY	--
		06/26/00	DRY	--
		11/17/00	DRY	--
		06/21/01	DRY	--
		10/22/01	DRY	--
		04/21/02	DRY	--
		11/18/02	DRY	--
		05/23/03	DRY	--
		11/12/03	DRY	--
		06/07/04	DRY	--
		05/23/05	DRY	--
		07/11/06	DRY	--
		07/24/07	DRY	--
		09/24/08	DRY	--
		08/05/09	DRY	--
		05/17/10	DRY	--
		07/06/11	DRY	--
		06/11/12	DRY	--
		07/22/13	DRY	--

Table 1. Summary of Groundwater Level Data
Compressor Station No. 6 - Laguna, NM

Well ID	*Measuring Point Elevation (fmsl)*	*Date*	*Depth to Ground Water (ft below MP)*	*Ground Water Elevation (fmsl)*
6-22B	5902.38	07/17/92	24.33	5878.05
		12/03/92	11.34	5891.04
		06/11/93	12.23	5890.15
		11/29/93	12.46	5889.92
		05/31/94	12.59	5889.79
		12/06/94	12.46	5889.92
		06/01/95	18.98	5883.40
		11/03/95	12.26	5890.12
		05/13/96	16.03	5886.35
		11/11/96	NM	--
		05/23/97	12.62	5889.76
		11/12/97	17.71	5884.67
		06/15/98	16.21	5886.17
		12/04/98	18.73	5883.65
		06/07/99	12.80	5889.58
		10/15/99	18.79	5883.59
		06/26/00	15.98	5886.40
		11/17/00	16.82	5885.56
		06/21/01	14.87	5887.51
		10/22/01	18.79	5883.59
		04/21/02	14.70	5887.68
		11/18/02	13.06	5889.32
		05/23/03	14.55	5887.83
		11/12/03	17.94	5884.44
		06/07/04	15.43	5886.95
		05/23/05	13.79	5888.59
		07/11/06	12.25	5890.13
		07/24/07	12.02	5890.36
		09/24/08	12.91	5889.47
		08/05/09	14.41	5887.97
		05/17/10	14.13	5888.25
		07/06/11	14.04	5888.34
		06/11/12	12.70	5889.68
		07/22/13	13.38	5889.00

Table 1. Summary of Groundwater Level Data
Compressor Station No. 6 - Laguna, NM

Well ID	*Measuring Point Elevation (fmsl)*	*Date*	*Depth to Ground Water (ft below MP)*	*Ground Water Elevation (fmsl)*
6-22C	5902.10	07/17/92	10.88	5891.22
		12/03/92	11.63	5890.47
		06/11/93	11.66	5890.44
		11/29/93	12.20	5889.90
		05/31/94	12.66	5889.44
		12/06/94	12.30	5889.80
		06/01/95	11.99	5890.11
		11/03/95	12.30	5889.80
		05/13/96	11.38	5890.72
		11/11/96	12.01	5890.09
		05/23/97	12.16	5889.94
		11/12/97	12.48	5889.62
		06/15/98	11.87	5890.23
		12/04/98	12.59	5889.51
		06/07/99	12.02	5890.08
		10/15/99	12.33	5889.77
		06/26/00	12.17	5889.93
		11/17/00	13.06	5889.04
		06/21/01	11.96	5890.14
		10/22/01	12.87	5889.23
		04/21/02	12.68	5889.42
		11/18/02	12.78	5889.32
		05/23/03	12.89	5889.21
		11/12/03	13.05	5889.05
		06/07/04	11.64	5890.46
		05/23/05	11.25	5890.85
		07/11/06	12.39	5889.71
		07/24/07	11.77	5890.33
		09/24/08	13.06	5889.04
		08/05/09	14.23	5887.87
		05/17/10	12.63	5889.47
		07/06/11	12.86	5889.24
		06/11/12	11.95	5890.15
		07/22/13	13.02	5889.08

Table 1. Summary of Groundwater Level Data
Compressor Station No. 6 - Laguna, NM

Well ID	*Measuring Point Elevation (fmsl)*	*Date*	*Depth to Ground Water (ft below MP)*	*Ground Water Elevation (fmsl)*
6-23	5890.05	07/21/92	10.08	5879.98
		12/03/92	11.36	5878.70
		06/11/93	12.04	5878.02
		11/29/93	13.55	5876.51
		05/31/94	14.34	5875.72
		12/06/94	15.13	5874.92
		06/01/95	22.06	5867.99
		11/03/95	24.21	5865.84
		05/13/96	24.79	5865.26
		11/11/96	DRY	--
		05/23/97	DRY	--
		11/11/97	DRY	--
		01/00/00	DRY	--
		12/03/98	DRY	--
		06/07/99	DRY	--
		10/15/99	DRY	--
		06/26/00	24.88	5865.17
		11/17/00	24.91	5865.14
		06/21/01	DRY	--
		10/22/01	DRY	--
		04/21/02	DRY	--
		11/18/02	DRY	--
		05/23/03	DRY	--
		11/12/03	DRY	--
		06/07/04	DRY	--
		05/23/05	DRY	--
		07/11/06	DRY	--
		07/24/07	DRY	--
		09/24/08	DRY	--
		08/05/09	DRY	--

Table 1. Summary of Groundwater Level Data
Compressor Station No. 6 - Laguna, NM

Well ID	*Measuring Point Elevation (fmsl)*	*Date*	*Depth to Ground Water (ft below MP)*	*Ground Water Elevation (fmsl)*
6-28	5884.74	06/11/93	25.10	5859.64
		11/29/93	22.26	5862.48
		05/31/94	24.94	5859.80
		12/06/94	22.44	5862.30
		06/01/95	24.05	5860.69
		11/03/95	23.19	5861.55
		05/13/96	23.10	5861.64
		11/11/96	22.16	5862.58
		05/23/97	23.42	5861.32
		11/11/97	22.71	5862.03
		06/15/98	23.09	5861.65
		12/03/98	22.86	5861.88
		06/07/99	21.06	5863.68
		10/15/99	23.72	5861.02
		06/26/00	20.98	5863.76
		11/17/00	22.62	5862.12
		06/21/01	21.27	5863.47
		10/22/01	23.85	5860.89
		04/21/02	21.71	5863.03
		11/18/02	23.22	5861.52
		05/23/03	21.91	5862.83
		11/12/03	23.99	5860.75
		06/07/04	22.52	5862.22
		05/23/05	23.24	5861.50
		07/11/06	21.42	5863.32
		07/24/07	21.46	5863.28
		09/24/08	21.16	5863.58
		08/05/09	21.43	5863.31
		05/17/10	21.73	5863.01
		07/06/11	24.01	5860.73
		06/11/12	25.07	5859.67
		07/22/13	24.88	5859.86

Table 1. Summary of Groundwater Level Data
Compressor Station No. 6 - Laguna, NM

Well ID	*Measuring Point Elevation (fmsl)*	*Date*	*Depth to Ground Water (ft below MP)*	*Ground Water Elevation (fmsl)*
6-30	5893.84	03/30/93	15.81	5878.03
		06/11/93	15.83	5878.01
		11/29/93	15.84	5878.00
		05/31/94	16.30	5877.54
		12/06/94	15.85	5877.99
		06/01/95	16.47	5877.37
		11/03/95	17.01	5876.83
		05/13/96	17.66	5876.18
		11/11/96	16.71	5877.13
		05/23/97	17.66	5876.18
		11/11/97	14.95	5878.89
		06/15/98	14.31	5879.53
		12/03/98	14.51	5879.33
		06/07/99	15.50	5878.34
		10/15/99	15.65	5878.19
		06/26/00	15.17	5878.67
		11/17/00	16.28	5877.56
		06/21/01	16.74	5877.10
		10/22/01	17.59	5876.25
		04/21/02	18.57	5875.27
		11/18/02	19.16	5874.68
		05/23/03	18.17	5875.67
		11/12/03	19.42	5874.42
		06/07/04	21.12	5872.72
		05/23/05	21.82	5872.02
		07/11/06	23.42	5870.42
		07/24/07	19.25	5874.59
		09/24/08	NM	--
		08/05/09	Dry	--

Table 1. Summary of Groundwater Level Data
Compressor Station No. 6 - Laguna, NM

Well ID	*Measuring Point Elevation (fmsl)*	*Date*	*Depth to Ground Water (ft below MP)*	*Ground Water Elevation (fmsl)*
6-33	5887.60	06/11/93	20.28	5867.32
		11/29/93	20.80	5866.80
		05/31/94	21.89	5865.71
		12/06/94	21.57	5866.03
		06/01/95	21.96	5865.64
		11/03/95	22.33	5865.27
		05/13/96	22.24	5865.36
		11/11/96	22.01	5865.59
		05/23/97	22.38	5865.22
		11/11/97	22.42	5865.18
		06/15/98	22.65	5864.95
		12/03/98	22.28	5865.32
		06/07/99	22.56	5865.04
		10/15/99	23.28	5864.32
		06/26/00	22.68	5864.92
		11/17/00	22.72	5864.88
		06/21/01	22.91	5864.69
		10/22/01	23.81	5863.79
		04/21/02	22.90	5864.70
		11/18/02	23.02	5864.58
		05/23/03	23.00	5864.60
		11/12/03	23.52	5864.08
		06/07/04	23.12	5864.48
		05/23/05	23.27	5864.33
		07/11/06	23.26	5864.34
		07/24/07	23.38	5864.22
		09/24/08	23.23	5864.37
		08/05/09	23.39	5864.21
		05/17/10	23.43	5864.17
		07/06/11	23.89	5863.71
		06/11/12	24.51	5863.09
		07/22/13	25.37	5862.23

Table 1. Summary of Groundwater Level Data
Compressor Station No. 6 - Laguna, NM

Well ID	*Measuring Point Elevation (fmsl)*	*Date*	*Depth to Ground Water (ft below MP)*	*Ground Water Elevation (fmsl)*
6-34	5927.11	11/29/93	7.70	5919.41
		05/31/94	8.59	5918.52
		12/06/94	8.67	5918.44
		06/01/95	8.72	5918.39
		11/03/95	9.79	5917.32
		05/13/96	10.28	5916.83
		11/11/96	7.38	5919.73
		05/23/97	8.39	5918.72
		11/11/97	7.05	5920.06
		06/15/98	8.02	5919.09
		12/04/98	8.71	5918.40
		06/07/99	9.81	5917.30
		10/15/99	7.24	5919.87
		06/26/00	7.08	5920.03
		11/17/00	7.41	5919.70
		06/21/01	7.86	5919.25
		10/22/01	9.91	5917.20
		04/21/02	10.69	5916.42
		11/18/02	8.72	5918.39
		05/23/03	9.44	5917.67
		11/12/03	9.53	5917.58
		06/07/04	7.01	5920.10
		05/23/05	7.57	5919.54
		07/11/06	9.92	5917.19
		07/24/07	9.75	5917.36
		09/24/08	10.03	5917.08
		08/05/09	10.81	5916.30

Table 1. Summary of Groundwater Level Data
Compressor Station No. 6 - Laguna, NM

Well ID	*Measuring Point Elevation (fmsl)*	*Date*	*Depth to Ground Water (ft below MP)*	*Ground Water Elevation (fmsl)*
6-35	5927.18	11/29/93	11.60	5915.58
		05/31/94	12.86	5914.32
		12/06/94	8.84	5918.34
		06/01/95	12.35	5914.83
		11/03/95	13.66	5913.52
		05/13/96	14.13	5913.05
		11/11/96	10.52	5916.66
		05/23/97	11.79	5915.39
		11/11/97	9.50	5917.68
		06/15/98	11.42	5915.76
		12/04/98	12.07	5915.11
		06/07/99	13.73	5913.45
		10/15/99	10.15	5917.03
		06/26/00	10.06	5917.12
		11/17/00	10.44	5916.74
		06/21/01	11.46	5915.72
		10/22/01	13.45	5913.73
		04/21/02	13.59	5913.59
		11/18/02	11.64	5915.54
		05/23/03	12.69	5914.49
		11/12/03	12.06	5915.12
		06/07/04	9.93	5917.25
		05/23/05	10.62	5916.56
		07/11/06	12.78	5914.40
	Abandoned 2006	07/24/07	--	--

Table 1. Summary of Groundwater Level Data
Compressor Station No. 6 - Laguna, NM

Well ID	*Measuring Point Elevation (fmsl)*	*Date*	*Depth to Ground Water (ft below MP)*	*Ground Water Elevation (fmsl)*
6-36	5902.12	11/29/93	13.09	5889.03
		05/31/94	13.81	5888.31
		12/06/94	13.28	5888.84
		06/01/95	13.96	5888.16
		11/03/95	13.42	5888.70
		05/13/96	14.34	5887.78
		11/11/96	13.70	5888.42
		05/23/97	14.53	5887.59
		11/11/97	13.61	5888.51
		06/15/98	14.53	5887.59
		12/04/98	13.83	5888.29
		06/07/99	14.51	5887.61
		10/15/99	13.80	5888.32
		06/26/00	14.40	5887.72
		11/17/00	13.76	5888.36
		06/21/01	14.80	5887.32
		10/22/01	13.91	5888.21
		04/21/02	14.82	5887.30
		11/18/02	14.22	5887.90
		05/23/03	14.97	5887.15
		11/12/03	14.17	5887.95
		06/07/04	14.37	5887.75
		05/23/05	14.89	5887.23
		07/11/06	14.06	5888.06
		07/24/07	13.64	5888.48
		09/24/08	12.80	5889.32
		08/05/09	13.13	5888.99
		05/17/10	13.86	5888.26
		07/06/11	13.66	5888.46
		06/11/12	13.75	5888.37
		07/22/13	13.13	5888.99

Table 1. Summary of Groundwater Level Data
Compressor Station No. 6 - Laguna, NM

Well ID	*Measuring Point Elevation (fmsl)*	*Date*	*Depth to Ground Water (ft below MP)*	*Ground Water Elevation (fmsl)*
6-37	5914.77	11/29/93	9.51	5905.26
		05/31/94	10.73	5904.04
		12/06/94	9.17	5905.60
		06/01/95	9.95	5904.82
		11/03/95	10.12	5904.65
		05/13/96	11.28	5903.49
		11/11/96	10.61	5904.16
		05/23/97	10.66	5904.11
		11/12/97	8.74	5906.03
		06/15/98	9.28	5905.49
		12/04/98	10.09	5904.68
		06/07/99	11.10	5903.67
		10/15/99	9.11	5905.66
		06/26/00	9.03	5905.74
		11/17/00	9.64	5905.13
		06/21/01	9.56	5905.21
		10/22/01	10.84	5903.93
		04/21/02	12.13	5902.64
		11/18/02	9.13	5905.64
		05/23/03	8.64	5906.13
		11/12/03	9.95	5904.82
		06/07/04	8.77	5906.00
		05/23/05	8.78	5905.99
		07/11/06	10.25	5904.52
		07/24/07	10.35	5904.42
		09/24/08	11.28	5903.49
		08/05/09	12.03	5902.74

Table 1. Summary of Groundwater Level Data
Compressor Station No. 6 - Laguna, NM

Well ID	*Measuring Point Elevation (fmsl)*	*Date*	*Depth to Ground Water (ft below MP)*	*Ground Water Elevation (fmsl)*
6-38	5920.89	11/29/93	12.42	5908.47
		05/31/94	13.64	5907.25
		12/06/94	NM	--
		06/01/95	12.78	5908.11
		11/03/95	NM	--
		05/13/96	14.25	5906.64
		11/11/96	12.97	5907.92
		05/23/97	12.90	5907.99
		11/11/97	11.44	5909.45
	PSH @ 11.20	06/15/98	11.31	5909.58
		12/04/98	12.02	5908.87
	PSH @ 13.09	06/07/99	13.11	5907.78
	Sheen	10/15/99	11.82	5909.07
	Sheen	06/26/00	11.67	5909.22
	PSH @ 11.52	11/17/00	11.53	5909.36
	PSH @ 11.38	06/21/01	11.39	5909.50
	PSH @ 12.39	10/22/01	12.40	5908.49
	Sheen	04/21/02	13.86	5907.03
		11/18/02	11.49	5909.40
	Sheen	05/23/03	11.50	5909.39
	Sheen	11/12/03	11.90	5908.99
	Sheen	06/07/04	11.17	5909.72
		05/23/05	11.22	5909.67
		07/11/06	11.79	5909.10
		07/24/07	11.63	5909.26
		09/24/08	12.72	5908.17
		08/05/09	13.18	5907.71

Table 1. Summary of Groundwater Level Data
Compressor Station No. 6 - Laguna, NM

Well ID	*Measuring Point Elevation (fmsl)*	*Date*	*Depth to Ground Water (ft below MP)*	*Ground Water Elevation (fmsl)*
6-39	5920.86	11/29/93	13.84	5907.02
		05/31/94	13.58	5907.28
		12/06/94	NM	--
		06/01/95	12.38	5908.48
		11/03/95	NM	--
		05/13/96	13.62	5907.24
		11/11/96	12.55	5908.31
		05/23/97	12.64	5908.22
		11/11/97	9.94	5910.92
		06/15/98	10.86	5910.00
		12/04/98	11.29	5909.57
		06/07/99	12.43	5908.43
		10/15/99	10.07	5910.79
		06/26/00	10.31	5910.55
		11/17/00	11.03	5909.83
		06/21/01	11.08	5909.78
	Sheen	10/22/01	11.74	5909.12
		04/21/02	13.25	5907.61
		11/18/02	11.25	5909.61
		05/23/03	11.20	5909.66
		11/12/03	11.49	5909.37
		06/07/04	9.90	5910.96
		05/23/05	10.13	5910.73
		07/11/06	11.44	5909.42
		07/24/07	11.15	5909.71
		09/24/08	12.20	5908.66
		08/05/09	12.77	5908.09
6-40	5899.10	12/09/98	13.01	5886.09
		06/07/99	12.40	5886.70
		10/15/99	12.38	5886.72
		06/26/00	11.98	5887.12
		11/17/00	13.32	5885.78
		06/21/01	12.55	5886.55
		10/22/01	13.19	5885.91
		04/21/02	13.28	5885.82
		11/18/02	13.60	5885.50
		05/23/03	12.40	5886.70
		11/12/03	13.20	5885.90
		06/07/04	11.82	5887.28
		05/23/05	11.50	5887.60
		07/11/06	12.01	5887.09
		07/24/07	11.28	5887.82
		09/24/08	12.90	5886.20
		08/05/09	14.22	5884.88
		05/17/10	14.26	5884.84
		07/06/11	14.35	5884.75
		06/11/12	12.99	5886.11
		07/22/13	13.19	5885.91

Table 1. Summary of Groundwater Level Data
Compressor Station No. 6 - Laguna, NM

Well ID	*Measuring Point Elevation (fmsl)*	*Date*	*Depth to Ground Water (ft below MP)*	*Ground Water Elevation (fmsl)*
6-41	5896.50	12/09/98	13.39	5883.11
		06/07/99	11.87	5884.63
		10/15/99	12.37	5884.13
		06/26/00	11.76	5884.74
		11/17/00	13.76	5882.74
		06/21/01	12.73	5883.77
		10/22/01	13.74	5882.76
		04/21/02	13.60	5882.90
		11/18/02	14.69	5881.81
		05/23/03	12.34	5884.16
		11/12/03	13.65	5882.85
		06/07/04	12.21	5884.29
		05/23/05	11.58	5884.92
		07/11/06	11.58	5884.92
		07/24/07	11.08	5885.42
		09/24/08	12.65	5883.85
		08/05/09	13.46	5883.04
		05/17/10	15.49	5881.01
		07/06/11	17.36	5879.14
		06/11/12	12.93	5883.57
		07/22/13	12.83	5883.67
6-42	5895.79	12/09/98	21.36	5874.43
		06/07/99	12.13	5883.66
		10/15/99	12.45	5883.34
		06/26/00	11.83	5883.96
		11/17/00	13.80	5881.99
		06/21/01	13.21	5882.58
		10/22/01	14.01	5881.78
		04/21/02	15.86	5879.93
		11/18/02	15.61	5880.18
		05/23/03	12.65	5883.14
		11/12/03	13.78	5882.01
		06/07/04	12.19	5883.60
		05/23/05	11.77	5884.02
		07/11/06	11.36	5884.43
		07/24/07	10.55	5885.24
		09/24/08	12.07	5883.72
		08/05/09	13.64	5882.15
		05/17/10	15.76	5880.03
		07/06/11	16.84	5878.95
		06/11/12	13.85	5881.94
		07/22/13	12.36	5883.43

Table 1. Summary of Groundwater Level Data
Compressor Station No. 6 - Laguna, NM

Well ID	*Measuring Point Elevation (fmsl)*	*Date*	*Depth to Ground Water (ft below MP)*	*Ground Water Elevation (fmsl)*
6-43	5899.39	12/09/98	20.99	5878.40
		06/07/99	14.55	5884.84
		10/15/99	14.01	5885.38
		06/26/00	14.56	5884.83
		11/17/00	13.79	5885.60
		06/21/01	14.85	5884.54
		10/22/01	14.31	5885.08
		04/21/02	14.92	5884.47
		11/18/02	14.38	5885.01
		05/23/03	15.18	5884.21
		11/12/03	14.39	5885.00
		06/07/04	15.02	5884.37
		05/23/05	15.09	5884.30
		07/11/06	14.52	5884.87
		07/24/07	14.30	5885.09
		09/24/08	13.80	5885.59
		08/05/09	14.22	5885.17
		05/17/10	14.84	5884.55
		07/06/11	14.92	5884.47
		06/11/12	15.17	5884.22
		07/22/13	14.94	5884.45
6-44	5902.28	12/09/98	19.12	5883.16
		06/07/99	17.64	5884.64
		10/15/99	16.99	5885.29
		06/26/00	17.64	5884.64
		11/17/00	17.13	5885.15
		06/21/01	18.00	5884.28
		10/22/01	17.31	5884.97
		04/21/02	18.08	5884.20
		11/18/02	17.66	5884.62
		05/23/03	18.23	5884.05
		11/12/03	17.66	5884.62
		06/07/04	18.04	5884.24
		05/23/05	18.32	5883.96
		07/11/06	18.23	5884.05
		07/24/07	17.80	5884.48
		09/24/08	17.25	5885.03
		08/05/09	17.34	5884.94
		05/17/10	17.40	5884.88
		07/06/11	17.45	5884.83
		06/11/12	18.17	5884.11
		07/22/13	17.40	5884.88

Table 1. Summary of Groundwater Level Data
Compressor Station No. 6 - Laguna, NM

Well ID	*Measuring Point Elevation (fmsl)*	*Date*	*Depth to Ground Water (ft below MP)*	*Ground Water Elevation (fmsl)*
6-45	5896.15	04/04/00	18.35	5877.80
		06/26/00	17.26	5878.89
		11/17/00	16.82	5879.33
		06/21/01	18.71	5877.44
		10/22/01	18.28	5877.87
		04/21/02	19.30	5876.85
		11/18/02	19.31	5876.84
		05/23/03	20.15	5876.00
		11/12/03	19.69	5876.46
		06/07/04	20.26	5875.89
		05/23/05	20.35	5875.80
		07/11/06	16.11	5880.04
		07/24/07	13.74	5882.41
		09/24/08	15.32	5880.83
		08/05/09	17.56	5878.59
		05/17/10	18.96	5877.19
		07/06/11	20.07	5876.08
		06/11/12	20.66	5875.49
		07/22/13	21.05	5875.10
6-46	5895.31	04/04/00	15.08	5880.23
		06/26/00	13.68	5881.63
		11/17/00	15.14	5880.17
		06/21/01	14.97	5880.34
		10/22/01	15.30	5880.01
		04/21/02	16.00	5879.31
		11/18/02	15.85	5879.46
		05/23/03	15.88	5879.43
		11/12/03	15.59	5879.72
		06/07/04	14.86	5880.45
		05/23/05	14.15	5881.16
		07/11/06	13.33	5881.98
		07/24/07	12.62	5882.69
		09/24/08	14.11	5881.20
		08/05/09	15.18	5880.13
		05/17/10	16.31	5879.00
		07/06/11	17.54	5877.77
		06/11/12	17.76	5877.55
		07/22/13	17.25	5878.06

Table 1. Summary of Groundwater Level Data
Compressor Station No. 6 - Laguna, NM

Well ID	*Measuring Point Elevation (fmsl)*	*Date*	*Depth to Ground Water (ft below MP)*	*Ground Water Elevation (fmsl)*
6-47	5897.10	04/04/00	17.09	5880.01
		06/26/00	16.40	5880.70
		11/17/00	16.37	5880.73
		06/21/01	16.92	5880.18
		10/22/01	16.40	5880.70
		04/21/02	17.31	5879.79
		11/18/02	17.04	5880.06
		05/23/03	17.34	5879.76
		11/12/03	16.77	5880.33
		06/07/04	16.86	5880.24
		05/23/05	16.82	5880.28
		07/11/06	16.10	5881.00
		07/24/07	15.53	5881.57
		09/24/08	16.01	5881.09
		08/05/09	16.56	5880.54
		05/17/10	17.66	5879.44
		07/06/11	17.77	5879.33
		06/11/12	17.49	5879.61
		07/22/13	16.87	5880.23
6-48	5895.77	04/04/00	19.62	5876.15
		06/26/00	19.25	5876.52
		11/17/00	18.94	5876.83
		06/21/01	19.48	5876.29
		10/22/01	19.13	5876.64
		04/21/02	19.52	5876.25
		11/18/02	19.39	5876.38
		05/23/03	19.75	5876.02
		11/12/03	19.44	5876.33
		06/07/04	19.67	5876.10
		05/23/05	19.85	5875.92
		07/11/06	19.78	5875.99
		07/24/07	19.66	5876.11
		09/24/08	19.40	5876.37
		08/05/09	19.47	5876.30
6-49	5894.38	04/04/00	DRY	---
		06/26/00	DRY	---
		11/17/00	20.93	5873.45
		06/21/01	20.61	5873.77
		10/22/01	20.90	5873.48
		04/21/02	20.81	5873.57
		11/18/02	20.58	5873.80
		05/23/03	20.96	5873.42
		11/12/03	21.02	5873.36
		06/07/04	21.06	5873.32
		05/23/05	20.75	5873.63
		07/11/06	20.79	5873.59
		07/24/07	20.87	5873.51
		09/24/08	20.71	5873.67
		08/05/09	20.82	5873.56

Table 1. Summary of Groundwater Level Data
Compressor Station No. 6 - Laguna, NM

Well ID	*Measuring Point Elevation (fmsl)*	*Date*	*Depth to Ground Water (ft below MP)*	*Ground Water Elevation (fmsl)*
6-50	5893.70	04/04/00	DRY	---
		06/26/00	DRY	---
		11/17/00	21.08	5872.62
		06/21/01	21.14	5872.56
		10/22/01	21.45	5872.25
		04/21/02	21.47	5872.23
		11/18/02	21.38	5872.32
		05/23/03	21.76	5871.94
		11/12/03	21.79	5871.91
		06/07/04	21.96	5871.74
		05/23/05	21.98	5871.72
		07/11/06	22.23	5871.47
		07/24/07	22.39	5871.31
		09/24/08	22.43	5871.27
		08/05/09	22.42	5871.28
		05/17/10	22.45	5871.25
		07/06/11	22.41	5871.29
		06/11/12	DRY	---
		07/22/13	22.48	5871.22
6-51	5896.49	06/18/00	26.67	5869.82
		06/26/00	23.84	5872.65
		11/17/00	19.17	5877.32
		06/21/01	19.79	5876.70
		10/22/01	19.33	5877.16
		04/21/02	19.80	5876.69
		11/18/02	19.65	5876.84
		05/23/03	20.04	5876.45
		11/12/03	19.71	5876.78
		06/07/04	19.95	5876.54
		05/23/05	20.07	5876.42
		07/11/06	19.88	5876.61
		07/24/07	19.69	5876.80
		09/24/08	19.43	5877.06
		08/05/09	19.59	5876.90
		05/17/10	19.91	5876.58
		07/06/11	20.12	5876.37
		06/11/12	20.21	5876.28
		07/22/13	20.16	5876.33

Table 1. Summary of Groundwater Level Data
Compressor Station No. 6 - Laguna, NM

Well ID	*Measuring Point Elevation (fmsl)*	*Date*	*Depth to Ground Water (ft below MP)*	*Ground Water Elevation (fmsl)*
6-52	5895.10	06/18/00	DRY	---
		06/26/00	DRY	---
		11/17/00	26.71	5868.39
		06/21/01	24.66	5870.44
		10/22/01	27.02	5868.08
		04/21/02	26.17	5868.93
		11/18/02	25.81	5869.29
		05/23/03	26.76	5868.34
		11/12/03	27.11	5867.99
		06/07/04	26.69	5868.41
		05/23/05	24.55	5870.55
		07/11/06	23.76	5871.34
		07/24/07	23.91	5871.19
		09/24/08	21.32	5873.78
		08/05/09	21.99	5873.11
		05/17/10	22.93	5872.17
		07/06/11	22.15	5872.95
		06/11/12	24.57	5870.53
		07/22/13	23.63	5871.47
6-53	5894.10	06/18/00	29.43	5864.67
		06/26/00	30.05	5864.05
		11/17/00	31.38	5862.72
		06/21/01	31.41	5862.69
		10/22/01	31.62	5862.48
		04/21/02	31.61	5862.49
		11/18/02	31.61	5862.49
		05/23/03	31.61	5862.49
		11/12/03	31.63	5862.47
		06/07/04	31.62	5862.48
		05/23/05	31.60	5862.50
		07/11/06	31.63	5862.47
		07/24/07	31.64	5862.46
		09/24/08	31.64	5862.46
		08/05/09	31.61	5862.49
6-CH1	5912.02	10/08/90	93.44	5818.58
		12/27/90	84.12	5827.90
	5915.10	03/27/91	77.62	5837.48
		06/20/91	71.73	5843.37
		12/18/91	67.84	5847.26
		07/21/92	64.31	5850.79
		12/03/92	64.34	5850.76
		06/11/93	64.41	5850.69
		11/29/93	DRY	--
		05/31/94	64.05	5851.05
		06/01/95	62.82	5852.28

Table 1. Summary of Groundwater Level Data
Compressor Station No. 6 - Laguna, NM

Well ID	*Measuring Point Elevation (fmsl)*	*Date*	*Depth to Ground Water (ft below MP)*	*Ground Water Elevation (fmsl)*
6-CH2	5912.55	10/17/90	48.50	5864.05
	5915.46	03/27/91	53.23	5862.23
		06/20/91	53.68	5861.78
		12/18/91	56.43	5859.03
		05/20/92	52.25	5863.21
		07/21/92	50.87	5864.59
		12/03/92	55.33	5860.13
		06/11/93	56.12	5859.34
		11/29/93	DRY	--
		05/31/94	57.83	5857.63
		06/01/95	51.60	5863.86
6-CH3	5913.35	10/17/90	11.14	5902.21
	5916.21	03/27/91	15.92	5900.29
		06/20/91	15.61	5900.60
		12/18/91	16.83	5899.38
		06/04/92	15.31	5900.90
		12/03/92	17.41	5898.80
		06/11/93	16.77	5899.44
		11/29/93	16.92	5899.29
		05/31/94	17.52	5898.69
		12/06/94	16.85	5899.36
		06/01/95	16.38	5899.83
		11/03/95	14.68	5901.53
		05/13/96	14.73	5901.48
6-CH4	5913.81	10/17/90	22.35	5891.46
		01/23/91	15.91	5897.90
	5916.75	03/27/91	14.91	5901.84
		06/20/91	19.26	5897.49
		12/18/91	17.40	5899.35
		06/04/92	16.86	5899.89
		12/03/92	20.17	5896.58
		06/11/93	18.64	5898.11
		11/29/93	DRY	--
		05/31/94	17.93	5898.82
		06/01/95	17.17	5899.58
6-CH5	5913.45	10/17/90	DRY	--
	5916.20	03/27/91	99.22	5816.98
		06/20/91	90.04	5826.16
		12/18/91	73.44	5842.76
		05/20/92	68.77	5847.43
		12/03/92	66.76	5849.44
		06/11/93	66.37	5849.83
		11/29/93	DRY	--
		05/31/94	65.88	5850.32
		06/01/95	64.64	5851.56

Table 1. Summary of Groundwater Level Data
Compressor Station No. 6 - Laguna, NM

Well ID	*Measuring Point Elevation (fmsl)*	*Date*	*Depth to Ground Water (ft below MP)*	*Ground Water Elevation (fmsl)*
6-PW1	5918.01	06/20/91	19.64	5898.37
		12/18/91	18.50	5899.51
		05/20/92	11.24	5906.77
		12/03/92	17.21	5900.80
		06/11/93	12.62	5905.39
		11/29/93	DRY	--
		05/31/94	16.21	5901.80
		12/06/94	12.16	5905.85
		06/01/95	13.78	5904.23
		11/03/95	16.03	5901.98
		05/13/96	13.51	5904.50
		11/11/96	15.60	5902.41
		05/23/97	13.48	5904.53
		11/12/97	12.01	5906.00
		06/15/98	12.76	5905.25
		12/04/98	8.56	5909.45
		06/07/99	8.28	5909.73
		10/15/99	12.02	5905.99
	5916.22	06/26/00	7.59	5908.63
		11/17/00	NM	--
		06/21/01	8.10	5908.12
		10/22/01	5.41	5910.81
		04/21/02	4.75	5911.47
		11/18/02	10.10	5906.12
		05/23/03	8.69	5907.53
		11/12/03	9.87	5906.35
		06/07/04	8.54	5907.68
		05/23/05	7.67	5908.55
		07/11/06	8.14	5908.08
		07/24/07	8.77	5907.45
		09/24/08	10.64	5905.58
		08/05/09	11.75	5904.47

Table 1. Summary of Groundwater Level Data
Compressor Station No. 6 - Laguna, NM

Well ID	*Measuring Point Elevation (fmsl)*	*Date*	*Depth to Ground Water (ft below MP)*	*Ground Water Elevation (fmsl)*
6-PW2	5922.23	03/15/91	19.09	5903.14
		06/20/91	16.14	5906.09
		12/18/91	16.32	5905.91
		05/20/92	15.81	5906.42
		12/03/92	16.62	5905.61
		06/11/93	16.04	5906.19
		11/29/93	16.32	5905.91
		05/31/94	16.81	5905.42
		12/06/94	16.08	5906.15
		06/01/95	16.10	5906.13
		11/03/95	16.09	5906.14
		05/13/96	16.10	5906.13
		11/11/96	16.32	5905.91
		05/23/97	16.15	5906.08
		11/12/97	15.70	5906.53
		06/15/98	15.90	5906.33
		12/04/98	15.98	5906.25
		06/07/99	15.76	5906.47
		10/15/99	15.91	5906.32
	5920.04	06/26/00	13.44	5906.60
		11/17/00	14.24	5905.80
		06/21/01	13.47	5906.57
		10/22/01	14.39	5905.65
		04/21/02	13.43	5906.61
		11/18/02	13.74	5906.30
		05/23/03	13.66	5906.38
		11/12/03	14.34	5905.70
		06/07/04	12.88	5907.16
		05/23/05	13.08	5906.96
		07/11/06	13.39	5906.65
		07/24/07	13.76	5906.28
		09/24/08	13.96	5906.08
		08/05/09	14.34	5905.70

Table 1. Summary of Groundwater Level Data
Compressor Station No. 6 - Laguna, NM

Well ID	*Measuring Point Elevation (fmsl)*	*Date*	*Depth to Ground Water (ft below MP)*	*Ground Water Elevation (fmsl)*
6-PW3	5926.04	03/18/91	11.07	5914.97
		05/30/91	11.10	5914.94
		12/18/91	11.28	5914.76
		05/20/92	10.19	5915.85
		12/03/92	11.10	5914.94
		06/11/93	10.95	5915.09
		11/29/93	11.24	5914.80
		05/31/94	11.85	5914.19
		12/06/94	10.48	5915.56
		06/01/95	11.11	5914.93
		11/03/95	12.60	5913.44
		05/13/96	13.79	5912.25
		11/11/96	12.00	5914.04
		05/23/97	11.71	5914.33
		11/12/97	10.82	5915.22
		06/15/98	11.40	5914.64
		12/04/98	12.13	5913.91
		06/07/99	12.30	5913.74
		10/15/99	11.37	5914.67
	5923.95	06/26/00	8.09	5915.86
		11/17/00	8.37	5915.58
		06/21/01	8.92	5915.03
		10/22/01	11.02	5912.93
		04/21/02	11.70	5912.25
		11/18/02	10.33	5913.62
		05/23/03	9.84	5914.11
		11/12/03	9.51	5914.44
		06/07/04	8.36	5915.59
		05/23/05	8.39	5915.56
		07/11/06	10.66	5913.29
		07/24/07	10.88	5913.07
		09/24/08	11.65	5912.30
		08/05/09	11.87	5912.08

Table 1. Summary of Groundwater Level Data
Compressor Station No. 6 - Laguna, NM

Well ID	*Measuring Point Elevation (fmsl)*	*Date*	*Depth to Ground Water (ft below MP)*	*Ground Water Elevation (fmsl)*
6-PW4	5919.09	03/18/91	15.17	5903.92
		06/20/91	15.27	5903.82
		12/18/91	16.56	5902.53
		05/20/92	14.73	5904.36
		12/03/92	17.12	5901.97
		06/11/93	15.95	5903.14
		11/29/93	16.62	5902.47
		05/31/94	17.35	5901.74
		12/06/94	16.38	5902.71
		06/01/95	16.37	5902.72
		11/03/95	13.64	5905.45
		05/13/96	14.17	5904.92
		11/11/96	16.98	5902.11
		05/23/97	16.92	5902.17
		11/12/97	15.84	5903.25
		06/15/98	15.99	5903.10
		12/04/98	16.12	5902.97
		06/07/99	14.73	5904.36
		10/15/99	16.39	5902.70
	5917.13	06/26/00	13.67	5903.46
		11/17/00	14.49	5902.64
		06/21/01	12.96	5904.17
		10/22/01	15.63	5901.50
		04/21/02	13.13	5904.00
		11/18/02	13.94	5903.19
		05/23/03	13.40	5903.73
		11/12/03	13.90	5903.23
		06/07/04	12.00	5905.13
		05/23/05	12.42	5904.71
		07/11/06	13.84	5903.29
		07/24/07	14.76	5902.37
		09/24/08	14.82	5902.31
		08/05/09	15.41	5901.72

Table 1. Summary of Groundwater Level Data
Compressor Station No. 6 - Laguna, NM

Well ID	*Measuring Point Elevation (fmsl)*	*Date*	*Depth to Ground Water (ft below MP)*	*Ground Water Elevation (fmsl)*
6-PW5	5933.84	03/18/91	13.86	5919.98
		06/20/91	14.06	5919.78
		12/18/91	15.18	5918.66
		05/20/92	13.84	5920.00
		12/03/92	14.90	5918.94
		06/11/93	14.67	5919.17
		11/29/93	14.91	5918.93
		05/31/94	15.86	5917.98
		12/06/94	14.35	5919.49
		06/01/95	15.29	5918.55
		11/03/95	DRY	--
		05/13/96	DRY	--
		11/11/96	DRY	--
		05/23/97	DRY	--
		11/12/97	14.07	5919.77
		06/15/98	14.74	5919.10
		12/04/98	DRY	--
		06/07/99	DRY	--
		10/15/99	14.88	5918.96
	5931.44	06/26/00	12.93	5918.51
		11/17/00	DRY	--
		06/21/01	13.13	5918.31
		10/22/01	DRY	--
		04/21/02	DRY	--
		11/18/02	DRY	--
		05/23/03	DRY	--
		11/12/03	DRY	--
		06/07/04	DRY	--
		05/23/05	13.10	5918.34
		07/11/06	DRY	--
		07/24/07	DRY	--
		09/24/08	DRY	--
		08/05/09	DRY	--

Table 1. Summary of Groundwater Level Data
Compressor Station No. 6 - Laguna, NM

Well ID	*Measuring Point Elevation (fmsl)*	*Date*	*Depth to Ground Water (ft below MP)*	*Ground Water Elevation (fmsl)*
6-PW6	5925.41	03/18/91	13.63	5911.78
		06/20/91	14.21	5911.20
		12/18/91	14.12	5911.29
		06/05/92	12.70	5912.71
		12/03/92	14.89	5910.52
		06/11/93	14.24	5911.17
		11/29/93	13.38	5912.03
		05/31/94	14.94	5910.47
		12/06/94	10.90	5914.51
		06/01/95	13.28	5912.13
		11/03/95	14.89	5910.52
		05/13/96	15.69	5909.72
		11/11/96	12.74	5912.67
		05/23/97	13.57	5911.84
		11/11/97	10.26	5915.15
		06/15/98	12.53	5912.88
		12/04/98	13.26	5912.15
		06/07/99	15.06	5910.35
		10/15/99	11.72	5913.69
	5923.19	06/26/00	9.47	5913.72
		11/17/00	10.14	5913.05
		06/21/01	10.88	5912.31
		10/22/01	12.73	5910.46
		04/21/02	13.13	5910.06
		11/18/02	10.55	5912.64
		05/23/03	10.91	5912.28
		11/12/03	10.86	5912.33
		06/07/04	8.95	5914.24
		05/23/05	9.46	5913.73
		07/11/06	11.60	5911.59
		07/24/07	11.22	5911.97
		09/24/08	12.11	5911.08
		08/05/09	12.46	5910.73

Table 1. Summary of Groundwater Level Data
Compressor Station No. 6 - Laguna, NM

Well ID	*Measuring Point Elevation (fmsl)*	*Date*	*Depth to Ground Water (ft below MP)*	*Ground Water Elevation (fmsl)*
6-PW7	5930.94	04/02/91	24.34	5906.60
		06/20/91	17.31	5913.63
		12/18/91	17.48	5913.46
		05/20/92	17.49	5913.45
		12/03/92	17.23	5913.71
		06/11/93	17.94	5913.00
		11/29/93	17.29	5913.65
		05/31/94	18.02	5912.92
		12/06/94	16.39	5914.55
		06/01/95	16.86	5914.08
		11/03/95	17.41	5913.53
		05/13/96	18.16	5912.78
		11/11/96	17.92	5913.02
		05/23/97	18.07	5912.87
		11/11/97	16.23	5914.71
		06/15/98	16.74	5914.20
		12/04/98	17.12	5913.82
		06/07/99	17.92	5913.02
		10/15/99	16.84	5914.10
	5928.86	06/26/00	14.90	5913.96
		11/17/00	15.00	5913.86
		06/21/01	15.00	5913.86
		10/22/01	15.24	5913.62
		04/21/02	16.33	5912.53
		11/18/02	15.88	5912.98
		05/23/03	DRY	--
		11/12/03	15.58	5913.28
		06/07/04	14.58	5914.28
		05/23/05	14.17	5914.69
		07/11/06	DRY	--
		07/24/07	DRY	--
		09/24/08	DRY	--
		08/05/09	DRY	--

Table 1. Summary of Groundwater Level Data
Compressor Station No. 6 - Laguna, NM

Well ID	*Measuring Point Elevation (fmsl)*	*Date*	*Depth to Ground Water (ft below MP)*	*Ground Water Elevation (fmsl)*
6-PW8	5932.42	04/02/91	12.96	5919.46
		06/20/91	12.75	5919.67
		12/18/91	13.54	5918.88
		05/20/92	12.31	5920.11
		12/03/92	13.56	5918.86
		06/11/93	13.14	5919.28
		11/29/93	13.02	5919.40
		05/31/94	13.86	5918.56
		12/06/94	12.66	5919.76
		06/01/95	NM	
		11/03/95	14.46	5917.96
		05/13/96	15.17	5917.25
		11/11/96	13.58	5918.84
		05/23/97	14.26	5918.16
		11/11/97	11.71	5920.71
		06/15/98	12.11	5920.31
		12/04/98	13.11	5919.31
		06/07/99	14.03	5918.39
		10/15/99	12.53	5919.89
	5930.34	06/26/00	10.47	5919.87
		11/17/00	11.09	5919.25
		06/21/01	10.58	5919.76
		10/22/01	11.65	5918.69
		04/21/02	13.15	5917.19
		11/18/02	12.22	5918.12
		05/23/03	12.39	5917.95
		11/12/03	12.35	5917.99
		06/07/04	10.00	5920.34
		05/23/05	9.96	5920.38
		07/11/06	11.93	5918.41
		07/24/07	11.07	5919.27
		09/24/08	12.69	5917.65
		08/05/09	13.51	5916.83

Notes:
fmsl = feet above mean sea level
MP = Measuring Point
NM = Not Measured

Table 2. Summary of Analytical Results for Halognated Organic Compounds
Compressor Station No. 6 - Laguna, N.M.

Well ID	*Date*	*Lab*	*Concentration (µg/L)*					
			PCE	*1,1,1-TCA*	*1,1-DCA*	*1,2-DCA*	*1,1-DCE*	*cis-1,2-DCE*
U. S. EPA / SDWA MCL			*5*	*200*	*--*	*5*	*7*	
6-06	02/27/92	ER	< 5	47	9.6	< 5	6.6	< 5
	06/03/92	ATI-P	2	33	7	< 1	5	3
	12/10/92	ATI-A	0.3	17	4.9	< 0.2	1.3	1.3
	06/16/93	ATI-A	0.3	18	5.4	< 0.2	1.7	1.7
	06/06/94	HEAL	1.1	15	5	0.4	2.4	2.5
	06/13/95	HEAL	1	8	3.7	< 0.2	2.1	2.1
	05/14/96	HEAL	0.4	3.5	1.9	< 0.2	1.4	0.5
	05/28/97	HEAL	0.5	4.5	2.4	< 0.2	2.2	1
	06/16/98	HEAL	0.3	1.8	3.2	< 0.2	0.6	1.3
	06/08/99	OAL	< 1	2	2	< 1	< 1	< 1
	06/29/00	OAL	< 1	1	3	< 1	1	< 1
	06/24/01	ASI	< 5	< 5	< 5	< 5	< 1	< 5
	04/25/02	HEAL	< 1.0	1.4	1.4	< 1.0	< 1.0	< 1.0
	05/24/03	HEAL	< 1.0	1.2	1.6	< 1.0	< 1.0	< 1.0
	06/09/04	HEAL	< 1.0	< 1.0	< 1.0	< 1.0	< 1.0	< 1.0

Table 2. Summary of Analytical Results for Halognated Organic Compounds
Compressor Station No. 6 - Laguna, N.M.

Well ID	*Date*	*Lab*	*Concentration (µg/L)*					
			PCE	*1,1,1-TCA*	*1,1-DCA*	*1,2-DCA*	*1,1-DCE*	*cis-1,2-DCE*
U. S. EPA / SDWA MCL			*5*	*200*	*--*	*5*	*7*	
6-07	01/15/92	ER	< 5	54	20	< 5	**8.5**	< 5
	06/04/92	ATI-P	< 1	60	24	4	**11**	< 1
	12/11/92	ATI-A	< 0.2	45	25	2.1	**8.4**	< 0.2
	06/17/93	ATI-A	< 0.2	31	20	4.1	5	< 0.2
	06/08/94	HEAL	< 0.2	25	20	3.9	6	< 0.2
	12/08/94	HEAL	< 0.2	5.8	5.4	1.1	1.8	< 0.2
	06/16/95	HEAL	< 0.2	14	7.6	1.7	5.2	< 0.2
	11/08/95	HEAL	< 0.2	18	10	1.9	5.2	< 0.2
	05/16/96	HEAL	< 0.2	21	< 0.2	14	2.7	6.6
	11/12/96	HEAL	< 0.2	22	9.9	2.5	5.3	< 0.2
	05/27/97	HEAL	< 0.2	15	8.8	2	5.4	< 0.2
	11/14/97	HEAL	< 0.2	18	12	2.7	6.6	< 0.2
	06/17/98	HEAL	< 0.2	16	10	3.1	**7.0**	< 0.2
	12/11/98	HEAL	< 0.2	13	7.0	2.0	4.8	< 0.2
	06/08/99	OAL	< 1	16	9	4	**8**	< 1
	10/18/99	OAL	< 1	15	8	4	**9**	< 1
	07/01/00	OAL	< 1	11	7	3	**9**	< 1
	11/19/00	NCA	< 0.5	10.8	6.3	2.7	**7.2**	< 0.5
	06/26/01	ASI	< 5	9.91	6.56	< 5	**10.6**	< 5
	10/24/01	ASI	< 1	10.9	7.85	2.74	**12.9**	< 1
	04/25/02	HEAL	< 1.0	8.7	5.4	2.8	**7.8**	< 1.0
	11/20/02	HEAL	< 1.0	9.0	6.2	3.2	**8.3**	< 1.0
	05/26/03	HEAL	< 1.0	7.9	5.8	2.9	**8.4**	< 1.0
	11/14/03	HEAL	< 1.0	6.4	4.7	2.3	**7.9**	< 1.0
	06/09/04	HEAL	< 1.0	7.0	4.9	2.2	**8.1**	< 1.0
	05/25/05	HEAL	< 1.0	5.3	4.8	2.4	**7.6**	< 1.0
	07/13/06	HEAL	< 1.0	1.0	2.3	< 1.0	< 1.0	< 1.0
	07/27/07	HEAL	< 1.0	< 1.0	< 1.0	< 1.0	< 1.0	< 1.0
	09/25/08	HEAL	< 1.0	< 1.0	< 1.0	< 1.0	< 1.0	< 1.0
	08/06/09	HEAL	< 1.0	< 1.0	1.2	< 1.0	3.8	< 1.0
	05/20/10	HEAL	< 1.0	< 1.0	1.0	< 1.0	4.7	< 1.0
	09/09/11	HEAL	< 1.0	1.5	2.1	1.1	2.9	< 1.0
	06/14/12	HEAL	< 1.0	1.0	1.5	< 1.0	3.0	< 1.0
	07/25/13	HEAL	< 1.0	< 1.0	1.9	< 1.0	5.9	< 1.0

Table 2. Summary of Analytical Results for Halognated Organic Compounds
Compressor Station No. 6 - Laguna, N.M.

Well ID	*Date*	*Lab*	*Concentration (µg/L)*					
			PCE	*1,1,1-TCA*	*1,1-DCA*	*1,2-DCA*	*1,1-DCE*	*cis-1,2-DCE*
U. S. EPA / SDWA MCL			*5*	*200*	*--*	*5*	*7*	
6-08	02/27/92	ER	< 8.5	140	90	< 8.5	**42**	< 8.5
	06/05/92	ATI-P	< 5	89	71	< 5	**25**	5
	12/14/92	ATI-A	0.9	81	79	2.5	**22**	4.4
	06/18/93	ATI-A	0.4	51	63	1.8	**14**	3.9
	06/07/94	HEAL	0.5	37	58	1.9	**14**	3.2
	12/07/94	HEAL	0.5	24	48	1.4	**9.3**	3.3
	06/16/95	HEAL	0.4	11	54	1	5.6	2.7
	11/08/95	HEAL	< 0.2	6.7	59	0.6	4	2.5
	05/15/96	HEAL	0.3	6.9	72	0.5	6	3.4
	11/12/96	HEAL	0.3	8.6	77	0.7	4.5	2.9
	05/27/97	HEAL	0.3	2.2	50	< 0.2	3.2	1.7
	11/14/97	HEAL	0.4	2.9	60	0.4	2.8	1.5
	06/17/98	HEAL	< 0.2	2.1	43	0.2	1.2	0.9
	06/08/99	OAL	< 1	4	44	< 1	4	1
	07/01/00	OAL	< 1	5	91	< 1	**10**	2
	06/25/01	ASI	< 5	< 5	27.1	< 5	< 1	< 5
	04/25/02	HEAL	< 1.0	1.2	8.9	< 1.0	< 1.0	< 1.0
	05/25/03	HEAL	< 1.0	1.1	27	< 1.0	< 1.0	< 1.0
	06/10/04	HEAL	< 1.0	6.6	85	< 1.0	4.2	< 1.0
	05/25/05	HEAL	< 1.0	30	220	2.4	**27**	1.2
	07/13/06	HEAL	< 1.0	2.1	77	< 1.0	5.2	< 1.0
	07/26/07	HEAL	< 1.0	< 1.0	14	< 1.0	1.5	< 1.0
	09/25/08	HEAL	< 1.0	< 1.0	13	< 1.0	< 1.0	< 1.0
	08/06/09	HEAL	< 1.0	< 1.0	11	< 1.0	< 1.0	< 1.0
	05/20/10	HEAL	< 1.0	< 1.0	4.3	< 1.0	< 1.0	< 1.0
	09/09/11	HEAL	< 1.0	< 1.0	4.7	< 1.0	< 1.0	< 1.0
	06/14/12	HEAL	< 1.0	< 1.0	2.8	< 1.0	< 1.0	< 1.0
	07/25/13	HEAL	< 1.0	< 1.0	8.2	< 1.0	< 1.0	< 1.0

Table 2. Summary of Analytical Results for Halognated Organic Compounds
Compressor Station No. 6 - Laguna, N.M.

Well ID	*Date*	*Lab*	*Concentration (µg/L)*					
			PCE	*1,1,1-TCA*	*1,1-DCA*	*1,2-DCA*	*1,1-DCE*	*cis-1,2-DCE*
U. S. EPA / SDWA MCL			*5*	*200*	*--*	*5*	*7*	
6-09	01/16/92	ER	< 100	**1300**	370	< 100	**330**	< 100
	06/09/92	ATI-P	< 25	**2000**	370	< 25	**560**	< 25
	12/17/92	ATI-A	0.9	**1400**	500	**33**	**560**	16.8
	06/23/93	ATI-A	< 1	**1300**	440	4.9	**570**	4.5
	12/08/93	ATI-A	< 10	**700**	310	**19**	**320**	< 10
	06/13/94	HEAL	0.9	**1200**	450	**14**	**530**	17
	12/16/94	HEAL	< 2	**490**	520	**21**	**430**	13
	06/20/95	HEAL	< 2	**570**	580	**10**	**400**	15
	11/10/95	HEAL	< 2	**630**	< 2	< 2	**600**	6.9
	05/29/96	HEAL	1.4	**550**	600	6.7	**540**	14
	11/13/96	HEAL	2.0	**490**	770	7.4	**470**	8.6
	05/30/97	HEAL	< 4.0	**380**	630	< 4.0	**340**	7.9
	11/14/97	HEAL	< 4.0	70	520	< 4.0	**210**	< 4.0
	06/18/98	HEAL	< 2.0	**230**	640	< 2.3	**310**	14
	06/09/99	OAL	1	180	570	4	**310**	9
	06/29/00	OAL	< 1	67	360	5	**230**	8
	06/27/01	ASI	< 5	**261**	621	< 5	**319**	7.58
	04/24/02	HEAL	< 1.0	190	240	1.9	**62**	4.8
	05/27/03	HEAL	< 1.0	**440**	550	1.4	**430**	5.1
	06/10/04	HEAL	< 10	84	410	< 10	**150**	< 10
	05/25/05	HEAL	< 5	**990**	460	< 5	**370**	< 5
	07/13/06	HEAL	< 1	**370**	680	< 1	**310**	2.8
	07/27/07	HEAL	< 10	**250**	310	< 10	**220**	< 10
	09/26/08	HEAL	< 1.0	< 1.0	280	1.9	**140**	3.2
	08/07/09	HEAL	< 1.0	< 1.0	200	1.5	**89**	2.8
	05/20/10	HEAL	< 1.0	5.9	170	< 1.0	**130**	1.9
	09/09/11	HEAL	< 1.0	< 1.0	180	1.3	**70**	3
	06/14/12	HEAL	< 10	< 10	130	< 10	**91**	< 10
	07/25/13	HEAL	< 1.0	< 1.0	150	< 1.0	**70**	2.2

Table 2. Summary of Analytical Results for Halognated Organic Compounds
Compressor Station No. 6 - Laguna, N.M.

Well ID	*Date*	*Lab*	*Concentration (µg/L)*					
			PCE	*1,1,1-TCA*	*1,1-DCA*	*1,2-DCA*	*1,1-DCE*	*cis-1,2-DCE*
U. S. EPA / SDWA MCL			*5*	*200*	*--*	*5*	*7*	
6-10	02/28/92	ER	< 25	**450**	370	< 25	**140**	< 25
	06/09/92	ATI-P	< 5	**230**	280	< 5	**83**	11
	12/17/92	ATI-A	0.9	**230**	540	3.4	**110**	13
	06/23/93	ATI-A	< 1	79	420	< 1	**61**	3.6
	12/08/93	ATI-A	0.4	< 10	360	< 10	**46**	9.4
	06/13/94	HEAL	0.3	10	360	2	**39**	12
	06/20/95	HEAL	< 1	14	430	1	**49**	7.7
	05/29/96	HEAL	0.5	13	190	0.4	**29**	4.7
	05/30/97	HEAL	< 1.0	66	180	< 1.0	**24**	2.9
	06/18/98	HEAL	< 2.0	61	280	< 2.0	**25**	4.3
	06/09/99	OAL	< 1	7	160	< 1	**21**	3
	06/29/00	OAL	< 1	3	130	< 1	**11**	3
	06/27/01	ASI	< 5	59.9	250	< 5	**44**	< 5
	04/24/02	HEAL	< 1.0	< 1.0	150	< 1.0	**8.0**	2.4
	05/27/03	HEAL	< 1.0	**290**	300	< 1.0	**84**	1.6
	06/10/04	HEAL	< 10	20	230	< 10	**17**	< 10
	05/25/05	HEAL	< 5	110	130	< 5	**29**	< 5
	07/12/06	HEAL	< 1.0	2.7	120	< 1.0	**7.6**	1.2
	07/27/07	HEAL	< 1.0	3.3	49	< 1.0	4.8	< 1.0
	09/26/08	HEAL	< 1.0	< 1.0	61	< 1.0	**7.9**	< 1.0
	08/07/09	HEAL	< 1.0	< 1.0	82	< 1.0	**13**	1.3
	05/20/10	HEAL	< 1.0	< 1.0	63	< 1.0	**10**	1.2
	09/09/11	HEAL	< 1.0	< 1.0	53	< 1.0	6.8	1.2
	06/14/12	HEAL	< 10	< 10	18	< 10	< 10	< 10
	07/25/13	HEAL	< 1.0	< 1.0	51	< 1.0	**9.0**	< 1.0

Table 2. Summary of Analytical Results for Halognated Organic Compounds
Compressor Station No. 6 - Laguna, N.M.

Well ID	*Date*	*Lab*	*Concentration (µg/L)*					
			PCE	*1,1,1-TCA*	*1,1-DCA*	*1,2-DCA*	*1,1-DCE*	*cis-1,2-DCE*
U. S. EPA / SDWA MCL			*5*	*200*	*--*	*5*	*7*	
6-11	01/30/92	ER	< 5	< 5	< 5	< 5	< 5	< 5
	06/04/92	ATI-P	< 1	< 1	< 1	< 1	< 1	< 1
	12/09/92	ATI-A	< 0.2	< 0.2	< 0.2	< 0.2	< 0.2	< 0.2
	06/14/93	ATI-A	< 0.2	< 0.2	< 0.2	< 0.2	< 0.2	< 0.2
	06/02/94	HEAL	< 0.2	< 0.2	< 0.2	< 0.2	< 0.2	< 0.2
	06/15/95	HEAL	< 0.2	< 0.2	< 0.2	< 0.2	< 0.2	< 0.2
	05/15/96	HEAL	< 0.2	< 0.2	< 0.2	< 0.2	< 0.2	< 0.2
	05/27/97	HEAL	< 0.2	< 0.2	< 0.2	< 0.2	< 0.2	< 0.2
	06/17/98	HEAL	< 0.2	< 0.2	< 0.2	< 0.2	< 0.2	< 0.2
	06/08/99	OAL	< 1	< 1	< 1	< 1	< 1	< 1
	06/30/00	OAL	< 1	< 1	< 1	< 1	< 1	< 1
	11/20/00	NCA	< 0.5	< 0.5	< 0.5	< 0.5	< 0.5	< 0.5
	06/24/01	ASI	< 5	< 5	< 5	< 5	< 1	< 5
	10/24/01	ASI	< 1	< 1	< 1	< 1	< 1	< 1
	04/24/02	HEAL	< 1.0	< 1.0	< 1.0	< 1.0	< 1.0	< 1.0
	11/20/02	HEAL	< 1.0	< 1.0	< 1.0	< 1.0	< 1.0	< 1.0
	05/27/03	HEAL	< 1.0	< 1.0	< 1.0	< 1.0	< 1.0	< 1.0
	11/14/03	HEAL	< 1.0	< 1.0	< 1.0	< 1.0	< 1.0	< 1.0
	06/09/04	HEAL	< 1.0	< 1.0	< 1.0	< 1.0	< 1.0	< 1.0

Table 2. Summary of Analytical Results for Halognated Organic Compounds
Compressor Station No. 6 - Laguna, N.M.

Well ID	*Date*	*Lab*	*Concentration (µg/L)*					
			PCE	*1,1,1-TCA*	*1,1-DCA*	*1,2-DCA*	*1,1-DCE*	*cis-1,2-DCE*
U. S. EPA / SDWA MCL			*5*	*200*	*--*	*5*	*7*	
6-12	01/31/92	ER	< 10	110	210	< 10	**81**	< 10
	06/08/92	ATI-P	< 5	74	130	< 5	**140**	< 5
	12/14/92	ATI-A	< 0.2	130	91	2.7	**230**	1.3
	06/18/93	ATI-A	0.4	50	88	1.9	**210**	2
	06/09/94	HEAL	0.6	32	110	2.5	**120**	3.9
	12/16/94	HEAL	0.9	37	110	1.9	**130**	6
	06/19/95	HEAL	0.6	24	76	1.1	**130**	3
	11/08/95	HEAL	0.3	46	51	0.5	**160**	1.3
	05/17/96	HEAL	0.5	26	88	0.9	**130**	8.6
	11/12/96	HEAL	0.4	39	42	0.9	**130**	1.6
	05/30/97	HEAL	1.0	7.7	95	< 0.4	**96**	3.1
	11/14/97	HEAL	< 0.2	25	48	0.6	**100**	1.5
	06/18/98	HEAL	0.3	9.7	89	0.6	**56**	4.2
	12/09/98	HEAL	< 1.0	11	58	< 1.0	**68**	1.0
	06/09/99	OAL	< 1	8	71	< 1	**57**	2.0
	10/18/99	OAL	< 1	10	37	< 1	**55**	1.0
	06/29/00	OAL	< 1	9	27	< 1	**58**	< 1
	11/20/00	NCA	< 0.5	11.6	25.8	< 0.5	**62.8**	0.8
	06/24/01	ASI	< 5	< 5	< 5	< 5	< 1	< 5
	10/25/01	ASI	< 1	6.58	33.1	< 1	**55.5**	< 1
	04/24/02	HEAL	< 1.0	3.7	24	< 1.0	**23**	< 1.0
	11/20/02	HEAL	< 1.0	4.0	24	< 1.0	**29**	1.7
	05/26/03	HEAL	< 1.0	4.4	44	< 1.0	**43**	1.6
	11/14/03	HEAL	< 1.0	3.2	41	< 1.0	**34**	1.4
	06/10/04	HEAL	< 1.0	3.0	53	< 1.0	**32**	2.5
	05/26/05	HEAL	< 1.0	3.0	66	1.3	**33**	2.1
	07/13/06	HEAL	< 1.0	3.9	230	1.1	**43**	3.2
	07/27/07	HEAL	< 1.0	2.8	98	1.0	**48**	3.1
	09/26/08	HEAL	< 1.0	2.4	98	1.0	**58**	3.1
	08/07/09	HEAL	< 1.0	2.1	94	1.0	**53**	3.3
	05/20/10	HEAL	< 1.0	< 1.0	33	< 1.0	**8.0**	< 1.0
	09/08/11	HEAL	< 2.0	< 2.0	7.0	< 2.0	2.6	< 2.0
	06/13/12	HEAL	< 1.0	< 1.0	12	< 1.0	**7.3**	< 1.0
	07/25/13	HEAL	< 1.0	< 1.0	39	< 1.0	**22**	< 1.0

Table 2. Summary of Analytical Results for Halognated Organic Compounds
Compressor Station No. 6 - Laguna, N.M.

Well ID	*Date*	*Lab*	*Concentration (µg/L)*					
			PCE	*1,1,1-TCA*	*1,1-DCA*	*1,2-DCA*	*1,1-DCE*	*cis-1,2-DCE*
U. S. EPA / SDWA MCL			*5*	*200*	*--*	*5*	*7*	
6-13	02/28/92	ER	< 6.2	120	13	**7.7**	**29**	< 6.2
	06/04/92	ATI-P	< 10	**220**	20	**10**	**50**	< 10
	12/16/92	ATI-A	< 0.2	130	11	4.2	**48**	< 0.2
	06/22/93	ATI-A	< 1	95	6	3	**23**	< 1
	06/10/94	HEAL	< 0.2	45	4.4	2.5	**21**	0.3
	06/16/95	HEAL	< 0.2	16	1.9	0.4	5.9	< 0.2
	05/16/96	HEAL	< 0.2	7.1	1.4	0.4	2.6	< 0.2
	05/29/97	HEAL	< 0.2	4.4	5.6	< 0.2	5.2	< 0.2
	06/18/98	HEAL	< 0.2	1.3	3.4	< 0.2	0.9	< 0.2
	06/10/99	OAL	< 1	2	3	< 1	1	< 1
	06/29/00	OAL	< 1	< 1	3	< 1	1	< 1
	06/26/01	ASI	< 5	7.1	23.3	< 5	**55.6**	< 5
	04/24/02	HEAL	< 1.0	< 1.0	2.0	< 1.0	< 1.0	< 1.0
	05/26/03	HEAL	< 1.0	< 1.0	< 1.0	< 1.0	< 1.0	< 1.0
	06/09/04	HEAL	< 1.0	< 1.0	< 1.0	< 1.0	< 1.0	< 1.0

Table 2. Summary of Analytical Results for Halognated Organic Compounds
Compressor Station No. 6 - Laguna, N.M.

Well ID	*Date*	*Lab*	*Concentration (µg/L)*					
			PCE	*1,1,1-TCA*	*1,1-DCA*	*1,2-DCA*	*1,1-DCE*	*cis-1,2-DCE*
U. S. EPA / SDWA MCL			*5*	*200*	*--*	*5*	*7*	
6-14	01/16/92	ER	< 25	< 25	390	< 25	**120**	< 25
	06/09/92	ATI-P	< 5	< 5	330	< 5	**100**	14
	12/15/92	ATI-A	0.8	< 0.2	340	**9.1**	**98**	12
	06/21/93	ATI-A	< 1	2	470	**8**	**96**	10
	06/09/94	HEAL	0.4	2.9	420	**7.5**	**98**	12
	06/20/95	HEAL	0.4	1.6	590	**5.3**	**130**	9.6
	05/17/96	HEAL	0.8	5	560	4	**170**	10
	05/30/97	HEAL	< 4.0	15	610	< 4.0	**180**	6.9
	06/18/98	HEAL	< 2.0	3.8	670	< 2.0	**110**	11
	06/09/99	OAL	< 1	3	500	2	**100**	7
	06/29/00	OAL	< 1	< 1	360	3	**77**	6
	11/20/00	NCA	< 1.0	< 1.0	183	1.5	**28.3**	2.9
	06/25/01	ASI	< 5	< 5	448	< 5	**85.6**	< 5
	10/25/01	ASI	< 1	< 1	186	1.14	**44.8**	2.62
	04/23/02	HEAL	< 1.0	< 1.0	190	< 1.0	**33**	2.6
	11/21/02	HEAL	< 1.0	< 1.0	160	1.0	**24**	2.5
	05/27/03	HEAL	< 1.0	< 1.0	410	< 1.0	**75**	2.4
	11/14/03	HEAL	< 1.0	1.7	280	< 1.0	**54**	2.0
	06/10/04	HEAL	< 5.0	< 5.0	390	< 5.0	**89**	< 5.0
	05/26/05	HEAL	< 5.0	< 5.0	360	< 5.0	**78**	< 5.0
	07/13/06	HEAL	< 1.0	11	640	< 1.0	**53**	1.3
	07/27/07	HEAL	< 10	15	380	< 10	**87**	< 10
	09/26/08	HEAL	< 1.0	3.4	250	< 1.0	**56**	1.0
	08/07/09	HEAL	< 1.0	2.7	170	< 1.0	**42**	1.2
	05/20/10	HEAL	< 1.0	< 1.0	190	< 1.0	**67**	1.0
	09/08/11	HEAL	< 1.0	< 1.0	180	< 1.0	**65**	1.4
	06/13/12	HEAL	< 10	< 10	120	< 10	**39**	< 10
	07/24/13	HEAL	< 1.0	< 1.0	130	< 1.0	**44**	< 1.0

Table 2. Summary of Analytical Results for Halognated Organic Compounds
Compressor Station No. 6 - Laguna, N.M.

Well ID	*Date*	*Lab*	*Concentration (µg/L)*					
			PCE	*1,1,1-TCA*	*1,1-DCA*	*1,2-DCA*	*1,1-DCE*	*cis-1,2-DCE*
U. S. EPA / SDWA MCL			*5*	*200*	*--*	*5*	*7*	
6-15	02/28/92	ER	< 5	6	43	< 5	6.7	< 5
	06/08/92	ATI-P	< 5	< 5	23	< 5	< 5	< 5
	12/08/92	ATI-A	< 0.2	< 0.2	6.6	< 0.2	0.4	< 0.2
	06/16/93	ATI-A	< 0.2	< 0.2	13	< 0.2	< 0.2	0.5
	12/02/93	ATI-A	< 0.2	< 0.2	4.4	< 0.2	1.3	< 0.2
	06/03/94	HEAL	< 0.2	< 0.2	10	< 0.2	0.4	1.2
	06/14/95	HEAL	< 0.2	< 0.2	11	< 0.2	0.6	1.3
	05/14/96	HEAL	0.7	0.8	42	0.2	5.1	4.3
	05/28/97	HEAL	< 0.2	< 0.2	5.2	< 0.2	0.3	0.9
	06/17/98	HEAL	< 0.2	< 0.2	4.8	< 0.2	< 0.2	0.5
	06/08/99	OAL	< 1	< 1	16	< 1	< 1	2
	07/01/00	OAL	< 1	< 1	34	< 1	6	3
	06/25/01	ASI	< 5	< 5	62	< 5	**9.94**	< 5
	04/25/02	HEAL	< 1.0	< 1.0	6.0	< 1.0	< 1.0	1.1
	05/25/03	HEAL	< 1.0	< 1.0	43	< 1.0	**8.5**	1.3
	06/10/04	HEAL	< 1.0	< 1.0	12	< 1.0	< 1.0	1.3

Table 2. Summary of Analytical Results for Halognated Organic Compounds
Compressor Station No. 6 - Laguna, N.M.

Well ID	*Date*	*Lab*	*Concentration (µg/L)*					
			PCE	*1,1,1-TCA*	*1,1-DCA*	*1,2-DCA*	*1,1-DCE*	*cis-1,2-DCE*
U. S. EPA / SDWA MCL			*5*	*200*	*--*	*5*	*7*	
6-16	06/09/92	ATI-P	< 5	67	44	< 5	**9**	< 5
	12/11/92	ATI-A	< 0.2	40	32	0.3	3.8	0.6
	06/17/93	ATI-A	0.3	26	30	1.6	3.4	1.4
	12/03/93	ATI-A	0.7	19	30	0.8	4.2	1.5
	06/07/94	HEAL	0.4	19	23	1.4	3.9	1.2
	06/15/95	HEAL	0.4	10	18	0.8	2.8	0.9
	11/09/95	HEAL	0.2	9	19	0.4	2	0.6
	05/15/96	HEAL	0.3	8.3	19	0.5	2.8	0.8
	11/11/96	HEAL	< 0.2	7.4	20	0.6	1.5	0.8
	05/28/97	HEAL	0.4	5.1	32	< 0.2	2.2	1.2
	11/14/97	HEAL	0.9	11	51	0.7	4.9	1.5
	06/17/98	HEAL	0.2	3.9	27	0.3	2.0	1.1
	12/10/98	HEAL	< 0.2	2.4	15	< 0.2	0.7	0.4
	06/07/99	OAL	< 1	3	15	< 1	2	< 1
	10/18/99	OAL	< 1	3	12	< 1	2	< 1
	06/28/00	OAL	< 1	2	13	< 1	3	< 1
	11/19/00	NCA	< 0.5	1.4	7.6	< 0.5	1.3	< 0.5
	06/23/01	ASI	< 5	< 5	10	< 5	2.71	< 5
	10/24/01	ASI	< 1	1.41	6.71	< 1	2.48	< 1
	04/23/02	HEAL	< 1.0	1.4	6.6	< 1.0	1.0	< 1.0
	11/20/02	HEAL	< 1.0	1.0	6.9	< 1.0	1.3	< 1.0
	05/25/03	HEAL	< 1.0	1.3	6.1	< 1.0	1.0	< 1.0
	11/13/03	HEAL	< 1.0	< 1.0	6.2	< 1.0	1.1	< 1.0
	06/09/04	HEAL	< 1.0	1.0	6.0	< 1.0	1.1	< 1.0
	05/24/05	HEAL	< 1.0	< 1.0	4.8	< 1.0	1.4	< 1.0
	07/13/06	HEAL	< 1.0	< 1.0	4.2	< 1.0	< 1.0	< 1.0
	07/27/07	HEAL	< 1.0	2.5	46	< 1.0	2.9	< 1.0
	09/25/08	HEAL	< 1.0	< 1.0	8.3	< 1.0	1.2	< 1.0
	08/06/09	HEAL	< 1.0	< 1.0	5.9	< 1.0	1.3	< 1.0
	05/20/10	HEAL	< 1.0	< 1.0	6.0	< 1.0	< 1.0	< 1.0
	09/09/11	HEAL	< 1.0	< 1.0	6.0	< 1.0	< 1.0	< 1.0
	06/14/12	HEAL	< 1.0	< 1.0	6.2	< 1.0	< 1.0	< 1.0
	06/26/13	HEAL	< 1.0	< 1.0	7.0	< 1.0	1.3	< 1.0

Table 2. Summary of Analytical Results for Halognated Organic Compounds
Compressor Station No. 6 - Laguna, N.M.

Well ID	*Date*	*Lab*	*Concentration (µg/L)*					
			PCE	*1,1,1-TCA*	*1,1-DCA*	*1,2-DCA*	*1,1-DCE*	*cis-1,2-DCE*
U. S. EPA / SDWA MCL			*5*	*200*	*--*	*5*	*7*	
6-17	06/09/92	ATI-P	< 1	< 1	< 1	< 1	< 1	< 1
	12/09/92	ATI-A	< 0.2	< 0.2	< 0.2	< 0.2	< 0.2	< 0.2
	06/16/93	ATI-A	< 0.2	< 0.2	< 0.2	< 0.2	< 0.2	< 0.2
	06/02/94	HEAL	< 0.2	< 0.2	< 0.2	< 0.2	< 0.2	< 0.2
	06/12/95	HEAL	< 0.2	< 0.2	< 0.2	< 0.2	< 0.2	< 0.2
	05/15/96	HEAL	< 0.2	< 0.2	< 0.2	< 0.2	< 0.2	< 0.2
	05/28/97	HEAL	< 0.2	< 0.2	< 0.2	< 0.2	< 0.2	< 0.2
	06/16/98	HEAL	< 0.2	< 0.2	< 0.2	< 0.2	< 0.2	< 0.2
	06/07/99	OAL	< 1	< 1	< 1	< 1	< 1	< 1
	06/28/00	OAL	< 1	< 1	< 1	< 1	< 1	< 1
	06/23/01	ASI	< 5	< 5	< 5	< 5	< 1	< 5
	04/23/02	HEAL	< 1.0	< 1.0	< 1.0	< 1.0	< 1.0	< 1.0
	05/25/03	HEAL	< 1.0	< 1.0	< 1.0	< 1.0	< 1.0	< 1.0
	06/09/04	HEAL	< 1.0	< 1.0	< 1.0	< 1.0	< 1.0	< 1.0
6-18	06/08/92	ATI-P	3	4	2	< 1	< 1	< 1
	12/08/92	ATI-A	1.5	6.5	1.6	< 0.2	0.6	< 0.2
	06/15/93	ATI-A	0.8	8.3	1.1	< 0.2	0.9	0.3
	06/02/94	HEAL	0.9	2.7	0.7	0.4	< 0.2	< 0.2
	06/13/95	HEAL	2.1	15	1.6	< 0.2	2.1	0.8
	05/13/96	HEAL	1.0	0.3	0.3	< 0.2	< 0.2	< 0.2
	05/28/97	HEAL	0.5	1.2	0.7	< 0.2	0.3	< 0.2
	06/16/98	HEAL	0.4	8	0.7	< 0.2	0.6	< 0.2
	06/08/99	OAL	< 1	< 1	< 1	< 1	< 1	< 1
	06/29/00	OAL	< 1	4	< 1	< 1	< 1	< 1
	06/24/01	ASI	< 5	11.9	< 5	< 5	< 1	< 5
	04/25/02	HEAL	< 1.0	< 1.0	< 1.0	< 1.0	< 1.0	< 1.0
	05/25/03	HEAL	< 1.0	1.5	< 1.0	< 1.0	< 1.0	< 1.0
	06/10/04	HEAL	< 1.0	3.4	< 1.0	< 1.0	< 1.0	< 1.0

Table 2. Summary of Analytical Results for Halognated Organic Compounds
Compressor Station No. 6 - Laguna, N.M.

Well ID	*Date*	*Lab*	*Concentration (µg/L)*					
			PCE	*1,1,1-TCA*	*1,1-DCA*	*1,2-DCA*	*1,1-DCE*	*cis-1,2-DCE*
U. S. EPA / SDWA MCL			*5*	*200*	*--*	*5*	*7*	
6-19	06/09/92	ATI-P	< 5	< 5	< 5	< 5	< 5	< 5
	12/09/92	ATI-A	< 0.2	< 0.2	0.3	0.9	< 0.2	< 0.2
	06/15/93	ATI-A	< 0.2	0.8	0.3	0.4	< 0.2	< 0.2
	12/01/93	ATI-A	< 0.2	0.6	0.3	0.5	< 0.2	< 0.2
	06/02/94	HEAL	< 0.2	3.8	0.8	1.0	0.3	< 0.2
	06/13/95	HEAL	< 0.2	3.6	1.0	0.2	0.8	< 0.2
	05/13/96	HEAL	0.3	3.1	0.9	0.3	0.8	< 0.2
	05/28/97	HEAL	0.2	1.6	0.5	< 0.2	0.5	< 0.2
	06/16/98	HEAL	0.3	1.8	0.4	< 0.2	0.3	< 0.2
	06/08/99	OAL	< 1	1	< 1	< 1	< 1	< 1
	07/01/00	OAL	1	1	< 1	< 1	< 1	< 1
	06/24/01	ASI	< 5	< 5	< 5	< 5	< 1	< 5
	04/25/02	HEAL	2.8	1.1	< 1.0	< 1.0	< 1.0	< 1.0
	05/25/03	HEAL	**5.9**	< 1.0	< 1.0	< 1.0	< 1.0	< 1.0
	06/10/04	HEAL	**13**	< 1.0	< 1.0	< 1.0	< 1.0	< 1.0
	05/25/05	HEAL	**35**	< 5.0	< 5.0	< 5.0	< 5.0	< 5.0
	07/13/06	HEAL	**23**	< 1.0	< 2.0	< 1.0	< 1.0	< 1.0
	07/26/07	HEAL	**21**	< 1.0	< 1.0	< 1.0	< 1.0	< 1.0
	09/25/08	HEAL	**14**	< 1.0	< 1.0	< 1.0	< 1.0	< 1.0
	08/06/09	HEAL	**12**	< 1.0	< 1.0	< 1.0	< 1.0	< 1.0
	05/20/10	HEAL	**8.8**	< 1.0	< 1.0	< 1.0	< 1.0	< 1.0
	09/08/11	HEAL	**18**	< 1.0	< 1.0	< 1.0	< 1.0	< 1.0
	06/13/12	HEAL	**9.0**	< 1.0	< 1.0	< 1.0	< 1.0	< 1.0
	07/25/13	HEAL	**13**	< 1.0	< 1.0	< 1.0	< 1.0	< 1.0

Table 2. Summary of Analytical Results for Halognated Organic Compounds
Compressor Station No. 6 - Laguna, N.M.

Well ID	*Date*	*Lab*	*Concentration (µg/L)*					
			PCE	*1,1,1-TCA*	*1,1-DCA*	*1,2-DCA*	*1,1-DCE*	*cis-1,2-DCE*
U. S. EPA / SDWA MCL			*5*	*200*	*--*	*5*	*7*	
6-20B	07/28/92	ATI-P	< 1	32	36	< 1	**54**	1
	12/15/92	ATI-A	< 0.2	< 0.2	< 0.2	< 0.2	< 0.2	< 0.2
	06/18/93	ATI-A	< 0.2	< 0.2	< 0.2	< 0.2	< 0.2	< 0.2
	12/03/93	ATI-A	< 0.2	< 0.2	< 0.2	< 0.2	< 0.2	< 0.2
	06/07/94	HEAL	< 0.2	< 0.2	< 0.2	< 0.2	< 0.2	< 0.2
	12/08/94	HEAL	< 0.2	< 0.2	< 0.2	< 0.2	< 0.2	< 0.2
	06/15/95	HEAL	< 0.2	< 0.2	< 0.2	< 0.2	< 0.2	< 0.2
	11/07/95	HEAL	< 0.2	< 0.2	< 0.2	< 0.2	< 0.2	< 0.2
	05/16/96	HEAL	< 0.2	0.3	< 0.2	< 0.2	< 0.2	< 0.2
	11/12/96	HEAL	< 0.2	< 0.2	< 0.2	< 0.2	< 0.2	< 0.2
	05/28/97	HEAL	< 0.2	< 0.2	< 0.2	< 0.2	< 0.2	< 0.2
	11/14/97	HEAL	< 0.2	< 0.2	< 0.2	< 0.2	< 0.2	< 0.2
	06/17/98	HEAL	< 0.2	< 0.2	< 0.2	< 0.2	< 0.2	< 0.2
	12/10/98	HEAL	< 0.2	< 0.2	< 0.2	< 0.2	< 0.2	< 0.2
	06/09/99	OAL	< 1	< 1	< 1	< 1	< 1	< 1
	10/16/99	OAL	< 1	< 1	< 1	< 1	< 1	< 1
	07/01/00	OAL	< 1	< 1	< 1	< 1	< 1	< 1
	11/21/00	NCA	< 0.5	< 0.5	0.5	< 0.5	< 0.5	< 0.5
	06/26/01	ASI	< 5	< 5	< 5	< 5	< 1	< 5
	10/24/01	ASI	< 1	< 1	< 1	< 1	< 1	< 1
	04/23/02	HEAL	< 1.0	< 1.0	< 1.0	< 1.0	< 1.0	< 1.0
	11/20/02	HEAL	< 1.0	< 1.0	< 1.0	< 1.0	< 1.0	< 1.0
	05/25/03	HEAL	< 1.0	< 1.0	2.1	< 1.0	< 1.0	< 1.0
	11/14/03	HEAL	< 1.0	< 1.0	1.3	< 1.0	< 1.0	< 1.0
	06/09/04	HEAL	< 1.0	< 1.0	2.2	< 1.0	< 1.0	< 1.0
	05/26/05	HEAL	< 1.0	< 1.0	2.8	< 1.0	< 1.0	< 1.0
	07/13/06	HEAL	< 1.0	< 1.0	3.3	< 1.0	< 1.0	< 1.0
	07/27/07	HEAL	< 1.0	< 1.0	3.5	< 1.0	< 1.0	< 1.0
	09/25/08	HEAL	< 1.0	< 1.0	4.2	< 1.0	< 1.0	< 1.0
	08/06/09	HEAL	< 1.0	< 1.0	3.7	< 1.0	< 1.0	< 1.0
	05/20/10	HEAL	< 1.0	< 1.0	1.4	< 1.0	< 1.0	< 1.0
	09/09/11	HEAL	< 1.0	< 1.0	5.7	< 1.0	< 1.0	< 1.0
	06/14/12	HEAL	< 1.0	< 1.0	7.7	< 1.0	< 1.0	< 1.0
	07/26/13	HEAL	< 1.0	< 1.0	8.4	< 1.0	< 1.0	< 1.0

Table 2. Summary of Analytical Results for Halognated Organic Compounds
Compressor Station No. 6 - Laguna, N.M.

Well ID	*Date*	*Lab*	*Concentration (µg/L)*					
			PCE	*1,1,1-TCA*	*1,1-DCA*	*1,2-DCA*	*1,1-DCE*	*cis-1,2-DCE*
U. S. EPA / SDWA MCL			*5*	*200*	*--*	*5*	*7*	
6-20C	07/27/92	ATI-P	< 5	9	250	< 5	**64**	7
	12/16/92	ATI-A	0.8	1.7	420	4.9	**180**	13
	06/22/93	ATI-A	< 1	4	340	2	**100**	7
	12/07/93	ATI-A	< 2	< 2	620	< 2	**190**	5.3
	06/10/94	HEAL	0.5	4.4	660	4.4	**150**	15
	12/16/94	HEAL	< 1	2.7	710	3.2	**180**	15
	06/20/95	HEAL	0.4	1.5	700	2.4	**140**	12
	11/10/95	HEAL	< 1	1.5	800	1.5	**150**	10
	05/29/96	HEAL	0.4	1.9	72	1.4	**410**	9.4
	11/13/96	HEAL	0.6	< 0.2	390	1.0	**73**	6.5
	05/29/97	HEAL	< 2.0	< 2.0	300	< 2.0	**37**	3.5
	11/14/97	HEAL	< 0.2	2.7	500	< 0.2	**83**	6.4
	06/18/98	HEAL	< 2.0	2.6	470	< 2.0	**54**	8.0
	12/08/98	HEAL	< 2.0	< 2.0	550	< 2.0	**79**	5.4
	06/09/99	OAL	< 1	1	390	< 1	**66**	5
	10/18/99	OAL	< 1	< 1	340	< 1	**66**	5
	07/01/00	OAL	< 1	2	290	< 1	**44**	4
	11/20/00	NCA	< 1.0	1.2	274	< 1.0	**54.2**	3.7
	06/26/01	ASI	< 5	< 5	326	< 5	**77.7**	< 5
	10/25/01	ASI	< 1	2.17	422	1.08	**107**	4.67
	04/24/02	HEAL	< 1.0	2.8	290	< 1.0	**52**	4.0
	11/20/02	HEAL	< 10	< 10	330	< 10	**71**	< 10
	05/26/03	HEAL	< 1.0	8.0	390	1.0	**75**	3.8
	11/13/03	HEAL	< 1.0	9.6	420	1.0	**93**	3.3
	06/09/04	HEAL	< 5.0	22	370	< 5	**130**	< 5
	05/26/05	HEAL	< 5.0	60	420	**5.9**	**140**	< 5
	07/12/06	HEAL	< 1.0	12	380	< 1.0	**43**	< 1.0
	07/27/07	HEAL	< 1.0	11	57	< 1.0	**14**	< 1.0
	09/25/08	HEAL	< 1.0	1.2	190	< 1.0	**51**	1.3
	08/06/09	HEAL	< 1.0	1.2	160	< 1.0	**42**	1.2
	05/20/10	HEAL	< 1.0	< 1.0	170	< 1.0	**45**	< 1.0
	09/08/11	HEAL	< 1.0	< 1.0	140	< 1.0	**35**	1.4
	06/13/12	HEAL	< 1.0	< 1.0	110	< 1.0	**30**	< 1.0
	07/24/13	HEAL	< 1.0	< 1.0	92	< 1.0	**31**	< 1.0

Table 2. Summary of Analytical Results for Halognated Organic Compounds
Compressor Station No. 6 - Laguna, N.M.

Well ID	*Date*	*Lab*	*Concentration (µg/L)*					
			PCE	*1,1,1-TCA*	*1,1-DCA*	*1,2-DCA*	*1,1-DCE*	*cis-1,2-DCE*
U. S. EPA / SDWA MCL			*5*	*200*	*--*	*5*	*7*	
6-21A	07/28/92	ATI-P	< 1	< 1	< 1	< 1	< 1	< 1
	12/09/92	ATI-A	< 0.2	< 0.2	< 0.2	< 0.2	< 0.2	< 0.2
	05/27/97	HEAL	< 0.2	< 0.2	< 0.2	< 0.2	< 0.2	< 0.2
6-21B	07/28/92	ATI-P	< 5	< 5	< 5	< 5	< 5	< 5
	12/11/92	ATI-A	< 0.2	< 0.2	1.1	< 0.2	< 0.2	< 0.2
	06/16/93	ATI-A	< 0.2	< 0.2	1.4	< 0.2	< 0.2	< 0.2
	12/02/93	ATI-A	< 0.2	< 0.2	0.9	< 0.2	< 0.2	< 0.2
	06/03/94	HEAL	0.4	0.4	4.6	0.4	0.3	< 0.2
	12/08/94	HEAL	0.7	0.7	11	0.7	1.6	0.3
	06/15/95	HEAL	< 0.2	0.2	35	1.9	**7.7**	0.8
	11/07/95	HEAL	< 0.2	< 0.2	77	2.2	**17**	1.2
	05/15/96	HEAL	< 0.2	< 0.2	120	3.4	**30**	2.7
	11/12/96	HEAL	< 0.2	< 0.2	120	2.5	**40**	2.7
	05/28/97	HEAL	< 1.0	< 1.0	160	1.9	**31**	2.6
	11/14/97	HEAL	< 0.2	0.4	180	2.4	**44**	2.8
	06/17/98	HEAL	< 0.2	< 0.2	210	2.4	**35**	4.9
	12/09/98	HEAL	< 0.2	< 0.2	180	2.1	**30**	3.7
	06/09/99	OAL	< 1	< 1	210	2	**70**	4
	10/16/99	OAL	< 1	< 1	190	2	**42**	3
	07/02/00	OAL	< 1	< 1	210	2	**54**	4
	11/21/00	NCA	< 0.5	< 0.5	156	1.7	**47.2**	2.7
	06/26/01	ASI	< 5	< 5	206	< 5	**90**	< 5
	10/24/01	ASI	< 1	< 1	223	1.53	**63.5**	3.65
	04/23/02	HEAL	< 1.0	< 1.0	240	1.2	**38**	2.6
	11/21/02	HEAL	< 1.0	< 1.0	140	1.2	**33**	2.6
	05/27/03	HEAL	< 1.0	< 1.0	180	1.4	**43**	2.3
	11/14/03	HEAL	< 1.0	< 1.0	220	< 1.0	**53**	2.2
	06/09/04	HEAL	< 1.0	< 1.0	210	< 1.0	**50**	< 5
	05/26/05	HEAL	< 5.0	< 5.0	260	< 5.0	**53**	< 5
	07/13/06	HEAL	< 1.0	< 1.0	170	< 1.0	**35**	1.9
	07/27/07	HEAL	< 1.0	< 1.0	240	< 1.0	**37**	1.7
	09/25/08	HEAL	< 1.0	< 1.0	91	< 1.0	**23**	1.2
	08/06/09	HEAL	< 1.0	< 1.0	90	< 1.0	**32**	1.4
	05/20/10	HEAL	< 1.0	< 1.0	83	< 1.0	**35**	1.2
	09/09/11	HEAL	< 1.0	< 1.0	72	< 1.0	**28**	1.1
	06/14/12	HEAL	< 1.0	< 1.0	70	< 1.0	**24**	< 1.0
	07/25/13	HEAL	< 1.0	< 1.0	66	< 1.0	**30**	< 1.0

Table 2. Summary of Analytical Results for Halognated Organic Compounds
Compressor Station No. 6 - Laguna, N.M.

Well ID	*Date*	*Lab*	*Concentration (µg/L)*					
			PCE	*1,1,1-TCA*	*1,1-DCA*	*1,2-DCA*	*1,1-DCE*	*cis-1,2-DCE*
U. S. EPA / SDWA MCL			*5*	*200*	*--*	*5*	*7*	
6-21C	07/28/92	ATI-P	< 5	**420**	550	**30**	**550**	20
	12/16/92	ATI-A	0.8	**410**	510	**29**	**460**	17
	06/22/93	ATI-A	< 2	**710**	620	**16**	**560**	13
	12/07/93	ATI-A	0.3	**410**	430	**14**	**410**	15
	06/10/94	HEAL	0.6	**690**	780	**16**	**570**	18
	12/16/94	HEAL	< 2	**380**	810	**13**	**520**	17
	06/21/95	HEAL	< 2	**270**	760	**5**	**450**	14
	11/10/95	HEAL	< 1	**220**	990	**5.8**	**500**	14
	05/30/96	HEAL	0.9	**320**	750	**5.1**	**410**	14
	11/13/96	HEAL	2.2	**200**	970	**5.4**	**370**	18
	05/30/97	HEAL	1.3	**230**	730	< 0.2	**290**	6.7
	11/14/97	HEAL	0.6	140	1100	4.0	**360**	17
	06/18/98	HEAL	< 2.0	100	800	2.1	**250**	15
	12/09/98	HEAL	< 2.0	89	700	< 2.0	**290**	10
	06/10/99	OAL	1	110	650	3	**310**	10
	10/19/99	OAL	1	92	570	3	**310**	8
	07/02/00	OAL	< 1	110	650	3	**330**	8
	11/21/00	NCA	< 0.5	80.2	556	3.0	**268**	6.5
	06/27/01	ASI	< 5	133	618	< 5	**373**	7.43
	10/24/01	ASI	1.01	104	752	2.44	**427**	7.48
	04/23/02	HEAL	1.1	130	530	2.2	**280**	5.6
	11/21/02	HEAL	< 50	110	560	< 50	**290**	< 50
	05/27/03	HEAL	< 1	**230**	770	2.0	**450**	5.5
	11/14/03	HEAL	< 1.0	110	630	< 1.0	**360**	5.1
	06/10/04	HEAL	< 10	170	580	< 10	**340**	< 10
	05/26/05	HEAL	< 10	**580**	690	**40**	**430**	< 10
	07/13/06	HEAL	1.0	**310**	900	1.1	**380**	3.0
	07/27/07	HEAL	< 1.0	64	500	< 1.0	**270**	2.6
	09/25/08	HEAL	< 1.0	55	400	< 1.0	**220**	1.9
	08/06/09	HEAL	< 1.0	7.8	310	1.0	**200**	3.0
	05/20/10	HEAL	< 1.0	5.8	220	< 1.0	**140**	2.6
	09/09/11	HEAL	1.1	6.4	160	< 1.0	**120**	1.4
	06/13/12	HEAL	< 1.0	6.1	140	< 1.0	**90**	1.2
	07/24/13	HEAL	< 1.0	1.7	160	< 1.0	**120**	1.8

Table 2. Summary of Analytical Results for Halognated Organic Compounds
Compressor Station No. 6 - Laguna, N.M.

Well ID	*Date*	*Lab*	*Concentration (µg/L)*					
			PCE	*1,1,1-TCA*	*1,1-DCA*	*1,2-DCA*	*1,1-DCE*	*cis-1,2-DCE*
U. S. EPA / SDWA MCL			*5*	*200*	*--*	*5*	*7*	
6-22B	07/28/92	ATI-P	< 1	1	< 1	< 1	< 1	< 1
	12/11/92	ATI-A	< 0.2	< 0.2	< 0.2	< 0.2	< 0.2	< 0.2
	06/17/93	ATI-A	< 0.2	< 0.2	< 0.2	< 0.2	< 0.2	< 0.2
	12/02/93	ATI-A	< 0.2	< 0.2	< 0.2	< 0.2	< 0.2	< 0.2
	06/07/94	HEAL	< 0.2	< 0.2	< 0.2	< 0.2	< 0.2	< 0.2
	12/08/94	HEAL	< 0.2	< 0.2	< 0.2	< 0.2	< 0.2	< 0.2
	06/15/95	HEAL	< 0.2	< 0.2	< 0.2	< 0.2	< 0.2	< 0.2
	11/07/95	HEAL	< 0.2	< 0.2	< 0.2	< 0.2	< 0.2	< 0.2
	05/16/96	HEAL	< 0.2	< 0.2	< 0.2	< 0.2	< 0.2	< 0.2
	11/12/96	HEAL	< 0.2	< 0.2	< 0.2	< 0.2	< 0.2	< 0.2
	05/28/97	HEAL	< 0.2	< 0.2	< 0.2	< 0.2	< 0.2	< 0.2
	11/14/97	HEAL	< 0.2	< 0.2	< 0.2	< 0.2	< 0.2	< 0.2
	06/17/98	HEAL	< 0.2	< 0.2	< 0.2	< 0.2	< 0.2	< 0.2
	12/09/98	HEAL	< 0.2	< 0.2	< 0.2	< 0.2	< 0.2	< 0.2
	06/10/99	OAL	< 1	< 1	< 1	< 1	< 1	< 1
	10/16/99	OAL	< 1	< 1	< 1	< 1	< 1	< 1
	07/01/00	OAL	< 1	< 1	< 1	< 1	< 1	< 1
	11/21/00	NCA	< 0.5	< 0.5	< 0.5	< 0.5	< 0.5	< 0.5
	06/26/01	ASI	< 5	< 5	< 5	< 5	< 1	< 5
	10/24/01	ASI	< 1	< 1	< 1	< 1	< 1	< 1
	04/23/02	HEAL	< 1.0	< 1.0	< 1.0	< 1.0	< 1.0	< 1.0
	11/20/02	HEAL	< 1.0	< 1.0	< 1.0	< 1.0	< 1.0	< 1.0
	05/25/03	HEAL	< 1.0	< 1.0	< 1.0	< 1.0	< 1.0	< 1.0
	11/14/03	HEAL	< 1.0	< 1.0	< 1.0	< 1.0	< 1.0	< 1.0
	06/09/04	HEAL	< 1.0	< 1.0	< 1.0	< 1.0	< 1.0	< 1.0
	05/26/05	HEAL	< 1.0	< 1.0	< 1.0	< 1.0	< 1.0	< 1.0
	07/13/06	HEAL	< 1.0	< 1.0	< 1.0	< 1.0	< 1.0	< 1.0
	07/26/07	HEAL	< 1.0	< 1.0	< 1.0	< 1.0	< 1.0	< 1.0
	09/25/08	HEAL	< 1.0	< 1.0	< 1.0	< 1.0	< 1.0	< 1.0
	08/06/09	HEAL	< 1.0	< 1.0	< 1.0	< 1.0	< 1.0	< 1.0
	05/20/10	HEAL	< 1.0	< 1.0	< 1.0	< 1.0	< 1.0	< 1.0
	09/09/11	HEAL	< 1.0	< 1.0	< 1.0	< 1.0	< 1.0	< 1.0
	06/14/12	HEAL	< 1.0	< 1.0	< 1.0	< 1.0	< 1.0	< 1.0
	07/25/13	HEAL	< 1.0	< 1.0	< 1.0	< 1.0	< 1.0	< 1.0

Table 2. Summary of Analytical Results for Halognated Organic Compounds
Compressor Station No. 6 - Laguna, N.M.

Well ID	*Date*	*Lab*	*Concentration (µg/L)*					
			PCE	*1,1,1-TCA*	*1,1-DCA*	*1,2-DCA*	*1,1-DCE*	*cis-1,2-DCE*
U. S. EPA / SDWA MCL			*5*	*200*	*--*	*5*	*7*	
6-22C	07/28/92	ATI-P	< 5	**380**	360	**17**	**220**	20
	12/17/92	ATI-A	< 0.2	32	39	< 0.2	**33**	1.3
	06/22/93	ATI-A	< 2	**490**	460	**9**	**270**	10
	06/10/94	HEAL	0.4	**600**	670	**10**	**350**	19
	12/26/94	HEAL	< 2	**290**	750	2.9	**270**	15
	06/20/95	HEAL	< 2	**340**	670	3.2	**270**	13
	11/10/95	HEAL	< 1	**330**	790	1.6	**240**	11
	05/29/96	HEAL	0.4	**240**	500	1.9	**200**	9.2
	11/13/96	HEAL	1.0	190	550	4.3	**160**	9.5
	05/29/97	HEAL	< 2.0	**320**	490	< 2.0	**210**	7.2
	11/14/97	HEAL	< 0.2	78	600	< 0.2	**110**	0.6
	06/18/98	HEAL	0.2	140	550	1.1	**130**	13
	12/09/98	HEAL	< 1.0	56	530	< 1.0	**37**	6.7
	06/10/99	OAL	< 1	150	520	1	**170**	7
	10/19/99	OAL	< 1	86	340	1	**89**	5
	07/02/00	OAL	< 1	92	340	1	**100**	5
	11/21/00	NCA	< 1.0	8.7	126	< 1.0	**5.2**	2.0
	06/27/01	ASI	< 5	**242**	508	< 5	**277**	6.06
	10/24/01	ASI	< 1	130	417	1.08	**93**	4.48
	04/24/02	HEAL	< 1.0	35	320	< 1.0	**55**	3.0
	11/21/02	HEAL	< 10	130	390	< 10	**110**	< 10
	05/27/03	HEAL	< 1.0	**330**	530	< 1.0	**270**	4.3
	11/14/03	HEAL	< 1.0	140	350	< 1.0	**97**	2.7
	06/10/04	HEAL	< 5.0	**480**	410	< 5.0	**320**	< 5.0
	05/26/05	HEAL	< 10.0	**670**	460	< 10	**240**	< 10.0
	07/13/06	HEAL	< 1.0	**250**	360	< 1.0	**100**	1.9
	07/27/07	HEAL	< 1.0	**200**	290	< 1.0	**120**	1.3
	09/25/08	HEAL	< 1.0	72	200	< 1.0	**71**	< 1.0
	08/06/09	HEAL	< 1.0	1.9	21	< 1.0	**8.7**	< 1.0
	05/20/10	HEAL	< 1.0	9.7	140	< 1.0	**38**	< 1.0
	09/09/11	HEAL	< 1.0	3.4	76	< 1.0	**20**	< 1.0
	06/13/12	HEAL	< 5.0	17	110	< 5.0	**58**	< 5.0
	07/24/13	HEAL	< 1.0	< 1.0	24	< 1.0	**7.9**	< 1.0

Table 2. Summary of Analytical Results for Halognated Organic Compounds
Compressor Station No. 6 - Laguna, N.M.

Well ID	*Date*	*Lab*	*Concentration (µg/L)*					
			PCE	*1,1,1-TCA*	*1,1-DCA*	*1,2-DCA*	*1,1-DCE*	*cis-1,2-DCE*
U. S. EPA / SDWA MCL			*5*	*200*	*--*	*5*	*7*	
6-23	07/28/92	ATI-P	4	61	79	< 1	**16**	2
	12/10/92	ATI-A	1.8	60	88	0.4	**10**	0.7
	06/17/93	ATI-A	2.1	46	68	1.4	**8.1**	1.4
	06/07/94	HEAL	< 0.2	0.2	50	1.8	**7.2**	1.3
	12/16/94	HEAL	2	30	50	1.3	**8.8**	1
	06/14/95	HEAL	1.6	19	43	0.9	6.7	0.7
6-28	06/18/93	ATI-A	< 0.2	< 0.2	< 0.2	< 0.2	< 0.2	< 0.2
	12/03/93	ATI-A	< 0.2	< 0.2	< 0.2	< 0.2	< 0.2	< 0.2
	06/03/94	HEAL	< 0.2	< 0.2	< 0.2	< 0.2	< 0.2	< 0.2
	12/16/94	HEAL	< 0.2	< 0.2	< 0.2	< 0.2	< 0.2	< 0.2
	06/14/95	HEAL	< 0.2	< 0.2	< 0.2	< 0.2	< 0.2	< 0.2
	11/08/95	HEAL	< 0.2	< 0.2	< 0.2	< 0.2	< 0.2	< 0.2
	05/14/96	HEAL	< 0.2	< 0.2	< 0.2	< 0.2	< 0.2	< 0.2
	11/12/96	HEAL	< 0.2	< 0.2	< 0.2	< 0.2	< 0.2	< 0.2
	05/27/97	HEAL	< 0.2	< 0.2	< 0.2	< 0.2	< 0.2	< 0.2
	11/13/97	HEAL	< 0.2	< 0.2	< 0.2	< 0.2	< 0.2	< 0.2
	06/17/98	HEAL	< 0.2	< 0.2	< 0.2	< 0.2	< 0.2	< 0.2
	06/07/99	OAL	< 1	< 1	< 1	< 1	< 1	< 1
	06/28/00	OAL	< 1	< 1	< 1	< 1	< 1	< 1
	06/23/01	ASI	< 5	< 5	< 5	< 5	< 1	< 5
	04/23/02	HEAL	< 1.0	< 1.0	< 1.0	< 1.0	< 1.0	< 1.0
	05/25/03	HEAL	< 1.0	< 1.0	< 1.0	< 1.0	< 1.0	< 1.0
	06/09/04	HEAL	< 1.0	< 1.0	< 1.0	< 1.0	< 1.0	< 1.0
	05/20/10	HEAL	< 1.0	< 1.0	< 1.0	< 1.0	< 1.0	< 1.0
	09/09/11	HEAL	< 1.0	< 1.0	< 1.0	< 1.0	< 1.0	< 1.0
	06/14/12	HEAL	< 1.0	< 1.0	< 1.0	< 1.0	< 1.0	< 1.0
	07/26/13	HEAL	< 1.0	< 1.0	< 1.0	< 1.0	< 1.0	< 1.0

Table 2. Summary of Analytical Results for Halognated Organic Compounds
Compressor Station No. 6 - Laguna, N.M.

Well ID	*Date*	*Lab*	*Concentration (µg/L)*					
			PCE	*1,1,1-TCA*	*1,1-DCA*	*1,2-DCA*	*1,1-DCE*	*cis-1,2-DCE*
U. S. EPA / SDWA MCL			*5*	*200*	*--*	*5*	*7*	
6-30	06/23/93	ATI-A	< 0.2	< 0.2	< 0.2	< 0.2	< 0.2	< 0.2
	12/01/93	ATI-A	0.5	< 0.2	< 0.2	< 0.2	< 0.2	< 0.2
	06/02/94	HEAL	0.3	< 0.2	< 0.2	< 0.2	< 0.2	< 0.2
	12/08/94	HEAL	0.4	< 0.2	< 0.2	< 0.2	< 0.2	< 0.2
	06/13/95	HEAL	< 0.2	< 0.2	< 0.2	< 0.2	< 0.2	< 0.2
	11/07/95	HEAL	< 0.2	< 0.2	< 0.2	< 0.2	< 0.2	< 0.2
	05/14/96	HEAL	< 0.2	< 0.2	< 0.2	< 0.2	< 0.2	< 0.2
	11/11/96	HEAL	< 0.2	< 0.2	< 0.2	< 0.2	< 0.2	< 0.2
	05/27/97	HEAL	< 0.2	< 0.2	< 0.2	< 0.2	< 0.2	< 0.2
	11/13/97	HEAL	< 0.2	< 0.2	< 0.2	< 0.2	< 0.2	< 0.2
	06/16/98	HEAL	< 0.2	< 0.2	< 0.2	< 0.2	< 0.2	< 0.2
	06/07/99	OAL	< 1	< 1	< 1	< 1	< 1	< 1
	06/28/00	OAL	< 1	< 1	< 1	< 1	< 1	< 1
	06/23/01	ASI	< 5	< 5	< 5	< 5	< 1	< 5
	04/23/02	HEAL	< 1.0	< 1.0	< 1.0	< 1.0	< 1.0	< 1.0
	05/25/03	HEAL	< 1.0	< 1.0	< 1.0	< 1.0	< 1.0	< 1.0
	06/09/04	HEAL	< 1.0	< 1.0	< 1.0	< 1.0	< 1.0	< 1.0
6-33	06/18/93	ATI-A	< 0.2	< 0.2	< 0.2	< 0.2	< 0.2	< 0.2
	12/03/93	ATI-A	< 0.2	< 0.2	< 0.2	< 0.2	< 0.2	< 0.2
	06/03/94	HEAL	< 0.2	< 0.2	< 0.2	< 0.2	< 0.2	< 0.2
	06/14/95	HEAL	< 0.2	< 0.2	< 0.2	< 0.2	< 0.2	< 0.2
	05/14/96	HEAL	< 0.2	< 0.2	< 0.2	< 0.2	< 0.2	< 0.2
	05/28/97	HEAL	< 0.2	< 0.2	< 0.2	< 0.2	< 0.2	< 0.2
	06/16/98	HEAL	< 0.2	< 0.2	< 0.2	< 0.2	< 0.2	< 0.2
	06/07/99	OAL	< 1	< 1	< 1	< 1	< 1	< 1
	06/28/00	OAL	< 1	< 1	< 1	< 1	< 1	< 1
	06/23/01	ASI	< 5	< 5	< 5	< 5	< 1	< 5
	04/23/02	HEAL	< 1.0	< 1.0	< 1.0	< 1.0	< 1.0	< 1.0
	05/25/03	HEAL	< 1.0	< 1.0	< 1.0	< 1.0	< 1.0	< 1.0
	06/09/04	HEAL	< 1.0	< 1.0	< 1.0	< 1.0	< 1.0	< 1.0
	05/20/10	HEAL	< 1.0	< 1.0	< 1.0	< 1.0	< 1.0	< 1.0
	09/09/11	HEAL	< 1.0	< 1.0	< 1.0	< 1.0	< 1.0	< 1.0
	06/14/12	HEAL	< 1.0	< 1.0	< 1.0	< 1.0	< 1.0	< 1.0
	07/26/13	HEAL	< 1.0	< 1.0	< 1.0	< 1.0	< 1.0	< 1.0

Table 2. Summary of Analytical Results for Halognated Organic Compounds
Compressor Station No. 6 - Laguna, N.M.

Well ID	*Date*	*Lab*	*Concentration (µg/L)*					
			PCE	*1,1,1-TCA*	*1,1-DCA*	*1,2-DCA*	*1,1-DCE*	*cis-1,2-DCE*
U. S. EPA / SDWA MCL			*5*	*200*	*--*	*5*	*7*	
6-34	12/06/93	ATI-A	2.4	3.6	300	< 0.2	6.7	30
	06/09/94	HEAL	1.9	5	270	0.7	5.6	29
	12/08/94	HEAL	1.8	1.6	190	< 0.2	4.1	38
	06/19/95	HEAL	1.1	0.7	160	< 0.2	1.3	17
	11/08/95	HEAL	0.7	< 0.2	87	< 0.2	0.8	14
	05/14/96	HEAL	0.3	< 0.2	120	< 0.2	2.2	19
	11/12/96	HEAL	1.1	0.7	110	< 0.2	1.2	25
	05/27/97	HEAL	< 0.4	< 0.4	96	< 0.4	1.4	15
	11/13/97	HEAL	0.2	< 0.2	91	< 0.2	0.8	20
	06/17/98	HEAL	< 0.2	< 0.2	74	< 0.2	0.8	22
	06/09/99	OAL	< 1	< 1	23	< 1	< 1	11
	06/27/00	OAL	< 1	< 1	8	< 1	< 1	5
	06/24/01	ASI	< 5	< 5	8.49	< 5	< 1	< 5
	04/25/02	HEAL	< 1.0	< 1.0	6.1	< 1.0	< 1.0	4.2
	05/26/03	HEAL	< 1.0	< 1.0	11	< 1.0	< 1.0	6
	06/10/04	HEAL	< 1.0	< 1.0	3.3	< 1.0	< 1.0	2.7
	05/26/05	HEAL	< 1.0	< 1.0	2.4	< 1.0	< 1.0	1.5
	07/11/06	HEAL	< 1.0	< 1.0	4.3	< 1.0	< 1.0	3.2
	07/27/07	HEAL	< 1.0	< 1.0	5.6	< 1.0	< 1.0	2.4
	09/25/08	HEAL	< 1.0	< 1.0	4.1	< 1.0	< 1.0	2.4
	08/07/09	HEAL	< 1.0	< 1.0	9.7	< 1.0	< 1.0	7.8
6-35	12/03/93	ATI-A	< 0.2	< 0.2	39	0.4	1.5	36
	06/07/94	HEAL	< 0.2	< 0.2	34	0.9	0.4	39
	06/15/95	HEAL	< 0.2	< 0.2	96	0.8	1.3	33
	05/14/96	HEAL	< 0.2	< 0.2	8.7	< 0.2	< 0.2	35
	05/28/97	HEAL	< 0.2	< 0.2	51	0.5	0.3	44
	06/17/98	HEAL	< 0.2	< 0.2	110	0.3	1.1	30
	12/10/98	HEAL	< 0.2	< 0.2	68	< 0.2	0.2	23
	06/08/99	OAL	< 1	< 1	18	< 1	< 1	15
	10/18/99	OAL	< 1	< 1	42	< 1	< 1	21
	06/28/00	OAL	< 1	< 1	18	< 1	< 1	36
	11/18/00	NCA	< 0.5	< 0.5	14.3	< 0.5	< 0.5	18.9
	06/23/01	ASI	< 5	< 5	15.6	< 5	< 1	35.2
	10/25/01	ASI	< 1	< 1	12.3	< 1	< 1	19.8
	04/25/02	HEAL	< 1.0	< 1.0	14	< 1.0	< 1.0	15
	11/21/02	HEAL	< 1.0	< 1.0	29	< 1.0	< 1.0	24
	05/26/03	HEAL	< 1.0	< 1.0	75	< 1.0	< 1.0	13
	11/13/03	HEAL	< 1.0	< 1.0	52	< 1.0	< 1.0	38
	06/10/04	HEAL	< 1.0	< 1.0	79	< 1.0	< 1.0	29
	05/26/05	HEAL	< 1.0	< 1.0	50	< 1.0	< 1.0	11
	07/11/06	HEAL	< 1.0	< 1.0	31	< 1.0	< 1.0	7.7

Table 2. Summary of Analytical Results for Halognated Organic Compounds
Compressor Station No. 6 - Laguna, N.M.

Well ID	*Date*	*Lab*	*Concentration (µg/L)*					
			PCE	*1,1,1-TCA*	*1,1-DCA*	*1,2-DCA*	*1,1-DCE*	*cis-1,2-DCE*
U. S. EPA / SDWA MCL			*5*	*200*	*--*	*5*	*7*	
6-36	12/08/93	ATI-A	< 2	110	71	< 2	**53**	< 2
	06/08/94	HEAL	< 0.2	170	130	**7.9**	**82**	< 0.2
	12/16/94	HEAL	< 0.2	**290**	140	**12**	**110**	13
	06/16/95	HEAL	< 0.2	160	140	**9.3**	**67**	< 0.2
	11/09/95	HEAL	< 0.2	180	150	**7.3**	**85**	< 0.2
	05/15/96	HEAL	< 0.2	130	140	**5.8**	**100**	< 0.2
	11/12/96	HEAL	< 0.2	< 0.2	< 0.2	< 0.2	< 0.2	< 0.2
	05/27/97	HEAL	< 0.4	84	67	< 0.4	**39**	< 0.4
	11/14/97	HEAL	< 0.2	78	69	< 4.8	**40**	< 0.2
	06/17/98	HEAL	< 0.2	83	65	3.8	**46**	< 0.2
	12/11/98	HEAL	< 0.2	43	43	2.6	**21**	< 0.2
	06/10/99	OAL	< 1	47	38	3	**38**	< 1
	10/18/99	OAL	< 1	33	22	3	**23**	< 1
	07/02/00	OAL	< 1	31	26	2	**29**	< 1
	11/19/00	NCA	< 0.5	27.1	17.6	1.9	**24.4**	< 0.5
	06/26/01	ASI	< 5	31	18.6	< 5	**25.8**	< 5
	10/25/01	ASI	< 1	19.1	14	1.63	**23.1**	< 1
	04/25/02	HEAL	< 1.0	22	14	1.5	**24**	< 1.0
	11/21/02	HEAL	< 1.0	15	11	1.5	**17**	< 1.0
	05/27/03	HEAL	< 1.0	28	16	1.1	**24**	< 1.0
	11/14/03	HEAL	< 1.0	16	12	< 1.0	**18**	< 1.0
	06/09/04	HEAL	< 1.0	19	12	1.0	**15**	< 1.0
	05/25/05	HEAL	< 1.0	38	13	< 1.0	**17**	< 1.0
	07/13/06	HEAL	< 1.0	11	8.8	< 1.0	**9.0**	< 1.0
	07/26/07	HEAL	< 1.0	18	10	< 1.0	**23**	< 1.0
	09/25/08	HEAL	< 1.0	13	8.9	< 1.0	**27**	< 1.0
	08/06/09	HEAL	< 1.0	8.5	6.1	< 1.0	**20**	< 1.0
	05/20/10	HEAL	< 1.0	5.7	5.2	< 1.0	**9.0**	< 1.0
	09/08/11	HEAL	< 1.0	6.4	5.9	< 1.0	**20**	< 1.0
	06/13/12	HEAL	< 1.0	8.0	5.1	< 1.0	**15**	< 1.0
	07/24/13	HEAL	< 1.0	5.3	5.3	< 1.0	**23**	< 1.0

Table 2. Summary of Analytical Results for Halognated Organic Compounds
Compressor Station No. 6 - Laguna, N.M.

Well ID	*Date*	*Lab*	*Concentration (µg/L)*					
			PCE	*1,1,1-TCA*	*1,1-DCA*	*1,2-DCA*	*1,1-DCE*	*cis-1,2-DCE*
U. S. EPA / SDWA MCL			*5*	*200*	*--*	*5*	*7*	
6-37	12/07/93	ATI-A	< 0.2	**370**	10	0.3	**28**	9.7
	06/09/94	HEAL	< 0.2	120	11	1.7	**18**	11
	12/15/94	HEAL	< 0.2	**230**	8.7	2.1	**17**	10
	06/19/95	HEAL	0.2	99	5.3	< 0.2	**11**	4.4
	11/08/95	HEAL	< 0.2	56	10	< 0.2	**7.1**	10
	05/17/96	HEAL	0.6	**330**	10	< 0.2	**16**	12
	11/13/96	HEAL	0.6	**1100**	9.7	**6.5**	**41**	< 0.2
	05/29/97	HEAL	< 1.0	180	7.8	< 1.0	**9.5**	6.7
	11/14/97	HEAL	< 0.2	160	8.4	0.4	**9.9**	6.9
	06/17/98	HEAL	< 0.2	51	8.5	< 0.2	6.3	6.0
	12/10/98	HEAL	< 0.2	68	8.8	< 0.2	4.7	5.8
	06/09/99	OAL	< 1	56	5	< 1	**9**	3
	10/18/99	OAL	< 1	180	12	< 1	**8**	6
	06/27/00	OAL	< 1	120	9	< 1	**7**	4
	11/20/00	NCA	< 0.5	52.2	7.4	< 0.5	2.9	3.6
	06/25/01	ASI	< 5	49.2	9.18	< 5	< 1	5.11
	04/24/02	HEAL	< 1.0	**400**	7.0	< 1.0	**21**	5.2
	11/21/02	HEAL	< 1.0	**880**	10.0	< 1.0	**46**	3.3
	05/27/03	HEAL	< 1.0	**550**	7.5	< 1.0	**22**	1.7
	11/13/03	HEAL	< 1.0	41	5.4	< 1.0	2.1	1.3
	06/10/04	HEAL	< 1.0	73	7.2	< 1.0	4.6	1.7
	05/26/05	HEAL	< 1.0	61	6.6	< 1.0	2.2	< 1.0
	07/13/06	HEAL	< 1.0	21	6.0	< 1.0	1.3	< 1.0
	07/27/07	HEAL	< 1.0	13	2.0	< 1.0	1.0	< 1.0
	09/26/08	HEAL	< 1.0	32	1.9	< 1.0	3.5	< 1.0
	08/07/09	HEAL	< 1.0	26	1.1	< 1.0	5.4	< 1.0
6-38	06/08/94	HEAL	< 0.2	2.1	< 0.2	< 0.2	< 0.2	< 0.2
	12/06/94	HEAL	< 0.2	4.1	0.4	< 0.2	< 0.2	< 0.2
	05/16/96	HEAL	< 0.2	< 0.2	0.3	< 0.2	< 0.2	< 0.2
	05/28/97	HEAL	< 0.2	0.2	< 0.2	< 0.2	< 0.2	< 0.2
	02/05/01	HEAL	NA	NA	NA	NA	NA	NA
	06/27/01	ASI	< 5	< 5	< 5	< 5	< 1	< 5
	10/25/01	ASI	< 1	< 1	< 1	< 1	< 1	< 1
	02/16/02	TAI	< 1.00	< 1.00	< 1.00	< 1.00	< 1.00	< 1.00
	04/25/02	HEAL	< 1.0	< 1.0	< 1.0	< 1.0	< 1.0	< 1.0
	11/21/02	HEAL	< 1.0	< 1.0	< 1.0	< 1.0	< 1.0	< 1.0
	05/27/03	HEAL	< 1.0	< 1.0	< 1.0	< 1.0	< 1.0	< 1.0
	11/14/03	HEAL	< 1.0	< 1.0	< 1.0	< 1.0	< 1.0	< 1.0
	06/10/04	HEAL	< 1.0	< 1.0	< 1.0	< 1.0	< 1.0	< 1.0

Table 2. Summary of Analytical Results for Halognated Organic Compounds
Compressor Station No. 6 - Laguna, N.M.

Well ID	*Date*	*Lab*	*Concentration (µg/L)*					
			PCE	*1,1,1-TCA*	*1,1-DCA*	*1,2-DCA*	*1,1-DCE*	*cis-1,2-DCE*
U. S. EPA / SDWA MCL			*5*	*200*	*--*	*5*	*7*	
6-39	06/08/94	HEAL	< 0.2	< 0.2	< 0.2	< 0.2	< 0.2	< 0.2
	12/06/94	HEAL	< 0.2	2.5	1.5	< 0.2	< 0.2	< 0.2
	06/16/95	HEAL	< 0.2	0.7	1.7	< 0.2	< 0.2	< 0.2
	11/07/95	HEAL	< 0.2	< 0.2	0.6	< 0.2	< 0.2	< 0.2
	05/16/96	HEAL	< 0.2	< 0.2	< 0.2	< 0.2	< 0.2	< 0.2
	11/12/96	HEAL	< 0.2	< 0.2	0.5	< 0.2	< 0.2	< 0.2
	05/27/97	HEAL	< 0.2	< 0.2	0.3	< 0.2	< 0.2	< 0.2
	11/13/97	HEAL	< 0.2	0.4	< 0.2	< 0.2	< 0.2	< 0.2
	06/10/99	OAL	< 1	< 1	< 1	< 1	< 1	< 1
	06/29/00	OAL	< 1	< 1	< 1	< 1	< 1	< 1
	02/05/01	HEAL	NA	NA	NA	NA	NA	NA
	06/27/01	ASI	< 5	< 5	< 5	< 5	< 1	< 5
	10/25/01	ASI	< 1	< 1	< 1	< 1	< 1	< 1
	02/16/02	TAI	< 1.00	< 1.00	< 1.00	< 1.00	< 1.00	< 1.00
	04/25/02	HEAL	< 1.0	< 1.0	< 1.0	< 1.0	< 1.0	< 1.0
	11/21/02	HEAL	< 1.0	< 1.0	< 1.0	< 1.0	< 1.0	< 1.0
	05/27/03	HEAL	< 1.0	< 1.0	< 1.0	< 1.0	< 1.0	< 1.0
	11/14/03	HEAL	< 1.0	< 1.0	< 1.0	< 1.0	< 1.0	< 1.0
	06/10/04	HEAL	< 1.0	< 1.0	< 1.0	< 1.0	< 1.0	< 1.0
6-40	12/10/98	HEAL	0.2	4.3	710	2.8	**140**	15
	02/28/99	OAL	< 1	3	510	3	**120**	7
	06/09/99	OAL	< 1	2	210	2	**66**	7
	10/16/99	OAL	< 1	2	330	2	**58**	5
	07/02/00	OAL	< 1	6	550	2	**190**	7
	11/21/00	NCA	< 0.5	< 0.5	460	< 0.5	**123**	5.7
	06/26/01	ASI	< 5	8.03	628	< 5	**246**	6.17
	10/24/01	ASI	< 1	2.61	528	1.71	**188**	5.62
	04/24/02	HEAL	< 1.0	6.4	550	1.5	**180**	4.7
	11/21/02	HEAL	1.2	3.7	450	1.6	**130**	4.6
	05/27/03	HEAL	< 1.0	18	640	1.2	**210**	4.4
	11/14/03	HEAL	< 1.0	6.1	590	1.4	**170**	4.3
	06/10/04	HEAL	< 10	10	460	< 10	**140**	< 10
	05/24/05	HEAL	< 10	99	620	< 10	**170**	< 10
	07/13/06	HEAL	< 1.0	58	810	< 1.0	**320**	2.1
	07/26/07	HEAL	< 1.0	51	450	< 1.0	**160**	1.7
	09/25/08	HEAL	< 1.0	10	370	< 1.0	**66**	1.4
	08/06/09	HEAL	< 1.0	5.5	330	< 1.0	**80**	1.5
	05/20/10	HEAL	< 1.0	4.0	180	< 1.0	**82**	1.2
	09/09/11	HEAL	< 1.0	< 1.0	210	< 1.0	**68**	1.6
	06/14/12	HEAL	< 10	< 10	130	< 10	**61**	< 10
	07/25/13	HEAL	< 1.0	< 1.0	170	< 1.0	**71**	1.0

Table 2. Summary of Analytical Results for Halognated Organic Compounds
Compressor Station No. 6 - Laguna, N.M.

Well ID	*Date*	*Lab*	*Concentration (µg/L)*					
			PCE	*1,1,1-TCA*	*1,1-DCA*	*1,2-DCA*	*1,1-DCE*	*cis-1,2-DCE*
U. S. EPA / SDWA MCL			*5*	*200*	*--*	*5*	*7*	
6-41	12/10/98	HEAL	0.2	3.2	86	0.55	5.6	5.0
	06/09/99	OAL	< 1	6	130	< 1	**18**	5
	10/16/99	OAL	< 1	3	54	< 1	6	2
	07/02/00	OAL	1	7	110	< 1	**23**	5
	11/20/00	NCA	< 0.5	2.1	45.3	0.7	4.8	2.2
	06/25/01	ASI	< 5	< 5	113	< 5	**25.4**	< 5
	10/25/01	ASI	< 1	2.9	93.4	1.38	**15.6**	4.07
	04/25/02	HEAL	< 1.0	1.9	48	1.0	5.0	2.5
	11/21/02	HEAL	< 1.0	1.1	39	< 1.0	3.9	2.6
	05/27/03	HEAL	< 1.0	9.5	170	< 1.0	**18**	2.5
	11/14/03	HEAL	< 1.0	4.5	130	< 1.0	**17**	3.9
	06/10/04	HEAL	< 5.0	11	130	< 5.0	**21**	< 5.0
	05/24/05	HEAL	< 2.0	33	210	3.3	**41**	4.5
	07/13/06	HEAL	< 1.0	16	180	< 1.0	**25**	1.5
	07/26/07	HEAL	< 1.0	14	80	< 1.0	**26**	< 1.0
	09/25/08	HEAL	< 1.0	8.8	120	< 1.0	**21**	2.2
	08/06/09	HEAL	< 1.0	4.0	68	< 1.0	**13**	1.8
	05/20/10	HEAL	< 1.0	1.5	39	< 1.0	**9.4**	< 1.0
	09/09/11	HEAL	< 1.0	< 1.0	13	< 1.0	< 1.0	< 1.0
	06/14/12	HEAL	< 1.0	1.2	33	< 1.0	5.8	< 1.0
	07/25/13	HEAL	< 1.0	1.2	43	< 1.0	**11**	< 1.0
6-42	06/08/99	OAL	1	15	42	< 1	**9**	2
	10/16/99	OAL	1	16	42	< 1	**10**	2
	07/01/00	OAL	2	17	59	< 1	**16**	3
	11/20/00	NCA	0.9	10.3	37.0	< 0.5	**7.8**	1.8
	06/25/01	ASI	< 5	8.53	44.1	< 5	**10.4**	< 5
	10/25/01	ASI	< 1	10.3	60.5	< 1	**12.9**	2.15
	04/25/02	HEAL	1.1	4.5	27	< 1.0	3.8	1.5
	11/21/02	HEAL	< 1.0	2.7	20	< 1.0	2.4	1.8
	05/27/03	HEAL	< 1.0	6.4	46	< 1.0	6.6	1.7
	11/14/03	HEAL	< 1.0	8.3	66	< 1.0	**12**	2.2
	06/10/04	HEAL	< 1.0	5.9	54	< 1.0	**8.7**	2.0
	05/24/05	HEAL	< 1.0	11	83	1.3	**15**	2.1
	07/13/06	HEAL	1.1	9.6	180	< 1.0	**16**	2.1
	07/26/07	HEAL	< 1.0	8.4	75	< 1.0	**16**	1.7
	09/25/08	HEAL	1.0	8.2	64	< 1.0	**20**	1.6
	08/06/09	HEAL	< 1.0	5.3	54	< 1.0	**14**	1.7
	05/20/10	HEAL	< 1.0	2.6	36	< 1.0	**9.6**	< 1.0
	09/09/11	HEAL	< 1.0	1.5	25	< 1.0	6.1	< 1.0
	06/14/12	HEAL	< 1.0	1.6	23	< 1.0	5.2	< 1.0
	07/25/13	HEAL	< 1.0	3.2	48	< 1.0	**15**	1.0

Table 2. Summary of Analytical Results for Halognated Organic Compounds
Compressor Station No. 6 - Laguna, N.M.

Well ID	*Date*	*Lab*	*Concentration (µg/L)*					
			PCE	*1,1,1-TCA*	*1,1-DCA*	*1,2-DCA*	*1,1-DCE*	*cis-1,2-DCE*
U. S. EPA / SDWA MCL			*5*	*200*	*--*	*5*	*7*	
6-43	12/10/98	HEAL	< 0.2	< 0.2	< 0.2	< 0.2	< 0.2	< 0.2
	06/08/99	OAL	< 1	< 1	< 1	< 1	< 1	< 1
	10/16/99	OAL	< 1	< 1	< 1	< 1	< 1	< 1
	06/29/00	OAL	< 1	< 1	< 1	< 1	< 1	< 1
	11/20/00	NCA	< 0.5	< 0.5	0.6	< 0.5	< 0.5	< 0.5
	06/25/01	ASI	< 5	< 5	< 5	< 5	< 1	< 5
	10/24/01	ASI	< 1	< 1	< 1	< 1	< 1	< 1
	04/25/02	HEAL	< 1.0	< 1.0	< 1.0	< 1.0	< 1.0	< 1.0
	11/20/02	HEAL	< 1.0	< 1.0	< 1.0	< 1.0	< 1.0	< 1.0
	05/25/03	HEAL	< 1.0	< 1.0	< 1.0	< 1.0	< 1.0	< 1.0
	11/14/03	HEAL	< 1.0	< 1.0	< 1.0	< 1.0	< 1.0	< 1.0
	06/10/04	HEAL	< 1.0	< 1.0	< 1.0	< 1.0	< 1.0	< 1.0
6-44	12/10/98	HEAL	< 0.2	19	5.9	< 0.2	5.1	< 0.2
	06/08/99	OAL	< 1	26	9	2	**9**	< 1
	10/16/99	OAL	< 1	26	11	3	**9**	< 1
	07/01/00	OAL	< 1	33	20	**5**	**15**	< 1
	11/20/00	NCA	< 0.5	26.2	14.9	3.4	**11.0**	< 0.5
	06/26/01	ASI	< 5	32	24.4	< 5	**24.5**	< 5
	10/25/01	ASI	< 1	29.3	21.6	**5.02**	**23.8**	< 1
	04/25/02	HEAL	< 1.0	27	13	3.8	**19**	< 1.0
	11/20/02	HEAL	< 1.0	20	11	3.1	**12**	< 1.0
	05/24/03	HEAL	< 1.0	25	13	3.7	**21**	< 1.0
	11/14/03	HEAL	< 1.0	22	11	3.5	**17**	< 1.0
	06/10/04	HEAL	< 1.0	25	11	4.0	**22**	< 1.0
	05/24/05	HEAL	< 1.0	25	11	3.7	**23**	< 1.0
	07/13/06	HEAL	< 1.0	21	11	3.6	**29**	< 1.0
	07/26/07	HEAL	< 1.0	25	10	3.7	**43**	< 1.0
	09/25/08	HEAL	< 1.0	23	9.3	3.8	**47**	< 1.0
	08/06/09	HEAL	< 1.0	25	9.1	4.6	**62**	< 1.0
	05/20/10	HEAL	< 1.0	21	9.7	**5.3**	**63**	< 1.0
	09/09/11	HEAL	< 1.0	22	9.7	**5.0**	**74**	< 1.0
	06/14/12	HEAL	< 1.0	21	9.9	4.7	**72**	< 1.0
	07/25/13	HEAL	< 1.0	17	12	4.5	**94**	< 1.0

Table 2. Summary of Analytical Results for Halognated Organic Compounds
Compressor Station No. 6 - Laguna, N.M.

Well ID	*Date*	*Lab*	*Concentration (µg/L)*					
			PCE	*1,1,1-TCA*	*1,1-DCA*	*1,2-DCA*	*1,1-DCE*	*cis-1,2-DCE*
U. S. EPA / SDWA MCL			*5*	*200*	*--*	*5*	*7*	
6-45	04/05/00	OAL	< 1.0	50	19	< 1.0	**96**	< 1.0
	06/28/00	OAL	< 1	53	21	< 1	**140**	< 1
	11/19/00	NCA	< 1.0	83.8	14.0	< 1.0	**174**	< 1.0
	06/23/01	ASI	< 5	33	23.0	< 5	**113**	< 5
	10/24/01	ASI	< 1	66.6	20.8	< 1	**186**	< 1
	04/23/02	HEAL	< 1.0	64	33	< 1.0	**160**	< 1.0
	11/20/02	HEAL	< 1.0	35	14	< 1.0	**190**	< 1.0
	05/24/03	HEAL	< 1.0	17	14	< 1.0	**82**	< 1.0
	11/13/03	HEAL	< 1.0	21	13	< 1.0	**91**	< 1.0
	06/09/04	HEAL	< 1.0	14	12	< 1.0	**55**	< 1.0
	05/24/05	HEAL	< 1.0	8.1	8.9	< 1.0	**31**	< 1.0
	07/13/06	HEAL	< 1.0	33	22	< 1.0	**430**	< 1.0
	07/27/07	HEAL	< 1.0	36	39	< 1.0	**190**	< 1.0
	09/25/08	HEAL	1.1	32	33	< 1.0	**330**	< 1.0
	08/06/09	HEAL	< 1.0	14	24	< 1.0	**140**	< 1.0
	05/20/10	HEAL	< 1.0	8.5	17	< 1.0	**97**	< 1.0
	09/09/11	HEAL	< 1.0	8.1	13	< 1.0	**60**	< 1.0
	06/14/12	HEAL	< 1.0	3.6	8.2	< 1.0	**48**	< 1.0
	07/26/13	HEAL	< 1.0	2.5	7.2	< 1.0	**49**	< 1.0
6-46	04/05/00	OAL	< 1.0	1.0	220	2.0	**16**	3.0
	06/28/00	OAL	< 1	2	330	3	**35**	4
	11/19/00	NCA	< 1.0	1.9	268	2.2	**33.5**	3.4
	06/23/01	ASI	< 5	< 5	179	< 5	**20.8**	< 5
	10/24/01	ASI	< 1	1.08	282	1.95	**30**	2.62
	04/23/02	HEAL	< 1.0	< 1.0	200	1.3	**10**	1.5
	11/20/02	HEAL	< 1.0	< 1.0	96	1.4	5.8	2.0
	05/25/03	HEAL	< 2.0	< 2.0	74	< 2.0	**7.3**	< 2.0
	11/13/03	HEAL	< 1.0	< 1.0	240	1.0	**12**	1.3
	06/09/04	HEAL	< 1.0	< 1.0	160	1.4	**13**	1.7
	05/24/05	HEAL	< 5.0	< 5.0	390	< 5.0	**79**	< 5.0
	07/13/06	HEAL	< 1.0	1.5	840	1.4	**48**	3.1
	07/27/07	HEAL	< 1.0	10	620	1.0	**94**	2.6
	09/25/08	HEAL	< 1.0	19	450	< 1.0	**140**	2.0
	08/06/09	HEAL	< 1.0	9.2	310	< 1.0	**58**	2.0
	05/20/10	HEAL	< 1.0	5.5	230	< 1.0	**46**	1.2
	09/09/11	HEAL	< 1.0	2.4	150	< 1.0	**22**	< 1.0
	06/14/12	HEAL	< 1.0	< 1.0	110	< 1.0	**14**	< 1.0
	07/26/13	HEAL	< 1.0	1.5	160	< 1.0	**27**	1.1

Table 2. Summary of Analytical Results for Halognated Organic Compounds
Compressor Station No. 6 - Laguna, N.M.

Well ID	*Date*	*Lab*	*Concentration (µg/L)*					
			PCE	*1,1,1-TCA*	*1,1-DCA*	*1,2-DCA*	*1,1-DCE*	*cis-1,2-DCE*
U. S. EPA / SDWA MCL			*5*	*200*	*--*	*5*	*7*	
6-47	04/05/00	OAL	< 1.0	2.0	3.0	< 1.0	2.0	< 1.0
	06/28/00	OAL	< 1	2	4	< 1	2	< 1
	11/19/00	NCA	< 0.5	1.3	2.7	0.7	0.7	< 0.5
	06/23/01	ASI	< 5	< 5	< 5	< 5	< 1	< 5
	10/24/01	ASI	< 1	1.46	3.22	< 1	< 1	< 1
	04/23/02	HEAL	< 1.0	1.9	3.70	1.1	1.1	< 1.0
	11/20/02	HEAL	< 1.0	< 1.0	2.8	< 1.0	< 1.0	< 1.0
	05/25/03	HEAL	< 1.0	1.4	4.7	< 1.0	< 1.0	< 1.0
	11/13/03	HEAL	< 1.0	< 1.0	4.3	< 1.0	< 1.0	< 1.0
	06/09/04	HEAL	< 1.0	< 1.0	6.2	< 1.0	< 1.0	< 1.0
	05/24/05	HEAL	< 1.0	< 1.0	8.1	1.3	< 1.0	< 1.0
	07/13/06	HEAL	< 1.0	1.3	17	2.0	< 1.0	< 1.0
	07/27/07	HEAL	< 1.0	1.2	39	4.1	2.3	1.1
	09/25/08	HEAL	< 1.0	1.3	40	3.0	2.9	< 1.0
	08/06/09	HEAL	< 1.0	< 1.0	60	4.5	4.0	1.8
	05/20/10	HEAL	< 1.0	< 1.0	40	2.6	2.4	< 1.0
	09/09/11	HEAL	< 1.0	< 1.0	39	2.6	2.8	< 1.0
	06/14/12	HEAL	< 1.0	< 1.0	44	2.9	3.6	1.1
	07/26/13	HEAL	< 1.0	< 1.0	90	2.9	**13**	1.9
6-48	04/05/00	OAL	< 1.0	< 1.0	< 1.0	< 1.0	< 1.0	< 1.0
	06/28/00	OAL	< 1	< 1	< 1	< 1	< 1	< 1
	11/19/00	NCA	< 0.5	< 0.5	< 0.5	< 0.5	< 0.5	< 0.5
	06/23/01	ASI	< 5	< 5	< 5	< 5	< 1	< 5
	10/24/01	ASI	< 1	< 1	< 1	< 1	< 1	< 1
	04/23/02	HEAL	< 1.0	< 1.0	< 1.0	< 1.0	< 1.0	< 1.0
	11/20/02	HEAL	< 1.0	< 1.0	< 1.0	< 1.0	< 1.0	< 1.0
	05/25/03	HEAL	< 1.0	< 1.0	< 1.0	< 1.0	< 1.0	< 1.0
	11/13/03	HEAL	< 1.0	< 1.0	< 1.0	< 1.0	< 1.0	< 1.0
	06/09/04	HEAL	< 1.0	< 1.0	< 1.0	< 1.0	< 1.0	< 1.0

Table 2. Summary of Analytical Results for Halognated Organic Compounds
Compressor Station No. 6 - Laguna, N.M.

Well ID	*Date*	*Lab*	*Concentration (µg/L)*					
			PCE	*1,1,1-TCA*	*1,1-DCA*	*1,2-DCA*	*1,1-DCE*	*cis-1,2-DCE*
U. S. EPA / SDWA MCL			*5*	*200*	*--*	*5*	*7*	
6-49	11/19/00	NCA	0.8	7.3	12.5	< 0.5	4.6	< 0.5
	06/23/01	ASI	< 5	6.15	12.5	< 5	5.8	< 5
	10/24/01	ASI	< 1	6.75	13.8	< 1	6.56	< 1
	04/23/02	HEAL	1.1	4.4	8.4	< 1.0	3.3	< 1.0
	11/20/02	HEAL	< 1.0	3.7	7.9	< 1.0	2.6	< 1.0
	05/25/03	HEAL	< 1.0	3.4	7.5	< 1.0	2.6	< 1.0
	11/13/03	HEAL	< 1.0	2.9	7.6	< 1.0	2.8	< 1.0
	06/09/04	HEAL	< 1.0	2.9	7.0	< 1.0	2.7	< 1.0
	05/24/05	HEAL	< 1.0	1.8	5.3	< 1.0	2.3	< 1.0
	07/13/06	HEAL	< 1.0	1.8	4.7	< 1.0	2.1	< 1.0
	07/27/07	HEAL	< 1.0	1.2	4.2	< 1.0	2.2	< 1.0
	09/25/08	HEAL	< 1.0	< 1.0	3.1	< 1.0	1.9	< 1.0
	08/06/09	HEAL	< 1.0	< 1.0	2.5	< 1.0	2.2	< 1.0
6-50	11/19/00	NCA	< 0.5	1.8	8.9	< 0.5	1.2	< 0.5
	06/23/01	ASI	< 5	< 5	7.89	< 5	1.47	< 5
	10/24/01	ASI	< 1	1.86	9.21	< 1	2.14	< 1
	04/23/02	HEAL	< 1.0	1.5	6.0	< 1.0	1.0	< 1.0
	11/20/02	HEAL	< 1.0	< 1.0	5.5	< 1.0	< 1.0	< 1.0
	05/25/03	HEAL	< 1.0	1.1	5.0	< 1.0	< 1.0	< 1.0
	11/13/03	HEAL	< 1.0	< 1.0	3.6	< 1.0	< 1.0	< 1.0
	06/09/04	HEAL	< 1.0	< 1.0	3.4	< 1.0	< 1.0	< 1.0
	05/24/05	HEAL	< 1.0	< 1.0	2.3	< 1.0	< 1.0	< 1.0

Table 2. Summary of Analytical Results for Halognated Organic Compounds
Compressor Station No. 6 - Laguna, N.M.

Well ID	*Date*	*Lab*	*Concentration (µg/L)*					
			PCE	*1,1,1-TCA*	*1,1-DCA*	*1,2-DCA*	*1,1-DCE*	*cis-1,2-DCE*
U. S. EPA / SDWA MCL			*5*	*200*	*--*	*5*	*7*	
6-51	06/28/00	OAL	< 1	< 1	2.0	< 1	< 1	< 1
	11/19/00	NCA	< 0.5	< 0.5	2.4	< 0.5	< 0.5	< 0.5
	06/23/01	ASI	< 5	< 5	< 5	< 5	< 1	< 5
	10/24/01	ASI	< 1	< 1	4.13	< 1	< 1	< 1
	04/23/02	HEAL	< 1.0	< 1.0	2.7	< 1.0	< 1.0	< 1.0
	11/20/02	HEAL	< 1.0	< 1.0	2.2	< 1.0	< 1.0	< 1.0
	05/25/03	HEAL	< 1.0	< 1.0	2.7	< 1.0	< 1.0	< 1.0
	11/13/03	HEAL	< 1.0	< 1.0	1.9	< 1.0	< 1.0	< 1.0
	06/09/04	HEAL	< 1.0	< 1.0	1.8	< 1.0	< 1.0	< 1.0
	05/24/05	HEAL	< 1.0	< 1.0	1.9	< 1.0	< 1.0	< 1.0
	07/13/06	HEAL	< 1.0	< 1.0	< 1.0	< 1.0	< 1.0	< 1.0
	07/27/07	HEAL	< 1.0	< 1.0	< 1.0	< 1.0	< 1.0	< 1.0
	09/25/08	HEAL	< 1.0	< 1.0	1.4	< 1.0	< 1.0	< 1.0
	08/06/09	HEAL	< 1.0	< 1.0	1.4	< 1.0	< 1.0	< 1.0
	05/20/10	HEAL	< 1.0	< 1.0	2.0	< 1.0	< 1.0	< 1.0
	09/09/11	HEAL	< 1.0	< 1.0	1.5	< 1.0	< 1.0	< 1.0
	06/14/12	HEAL	< 1.0	< 1.0	1.3	< 1.0	< 1.0	< 1.0
	07/26/13	HEAL	< 1.0	< 1.0	1.5	< 1.0	< 1.0	< 1.0
6-52	11/19/00	NCA	1.3	18.8	26.3	< 0.5	**11.0**	< 0.5
	06/23/01	ASI	< 5	20.1	14.1	< 5	**44.3**	< 5
	10/24/01	ASI	2.36	35	22.4	< 1	**69.9**	< 1
	04/23/02	HEAL	2.7	22	15	< 1.0	**42**	< 1.0
	11/20/02	HEAL	3.4	23	17	< 1.0	**43**	< 1.0
	05/25/03	HEAL	3.4	22	19	< 1.0	**47**	< 1.0
	11/13/03	HEAL	3.5	24	20	< 1.0	**61**	< 1.0
	06/09/04	HEAL	2.9	22	20	< 1.0	**53**	< 1.0
	05/24/05	HEAL	2.5	15	17	< 1.0	**37**	< 1.0
	07/13/06	HEAL	2.9	13	20	< 1.0	**44**	< 1.0
	07/27/07	HEAL	2.4	11	16	< 1.0	**42**	< 1.0
	09/25/08	HEAL	2.7	11	16	< 1.0	**45**	< 1.0
	08/06/09	HEAL	2.8	9.5	16	< 1.0	**46**	< 1.0
	05/20/10	HEAL	2.3	6.3	13	< 1.0	**35**	< 1.0
	09/09/11	HEAL	3.2	6.2	15	< 1.0	**35**	< 1.0
	06/14/12	HEAL	2.5	5.8	13	< 1.0	**34**	< 1.0
	07/26/13	HEAL	2.1	4.6	15	< 1.0	**38**	< 1.0

Table 2. Summary of Analytical Results for Halognated Organic Compounds
Compressor Station No. 6 - Laguna, N.M.

Well ID	*Date*	*Lab*	*Concentration (µg/L)*					
			PCE	*1,1,1-TCA*	*1,1-DCA*	*1,2-DCA*	*1,1-DCE*	*cis-1,2-DCE*
U. S. EPA / SDWA MCL			*5*	*200*	*--*	*5*	*7*	
6-53	06/28/00	OAL	< 1	< 1	< 1	< 1	< 1	< 1
6-PW1	03/20/92	ATI-P	< 1	< 1	< 1	< 1	< 1	< 1
6-PW2	03/20/92	ATI-P	< 1	< 1	< 1	< 1	< 1	< 1
6-PW3	04/27/92	ATI-P	< 5	< 5	< 5	< 5	< 5	< 5
6-PW4	03/20/92	ATI-P	< 1	< 1	< 1	< 1	< 1	< 1
6-PW6	04/27/92	ATI-P	< 5	< 5	< 5	< 5	15	8
	06/05/92	ATI-P	< 10	< 10	20	< 10	< 10	< 10
	12/09/92	ATI-A	< 0.2	< 0.2	19	< 0.2	< 0.2	14
	06/15/93	ATI-A	< 0.2	< 0.2	17	< 0.2	< 0.2	12
	06/03/94	HEAL	< 0.2	< 0.2	6.8	< 0.2	< 0.2	6.4
	06/13/95	HEAL	< 0.2	< 0.2	2.8	< 0.2	< 0.2	1.6
	05/13/96	HEAL	< 0.2	2.4	< 0.2	4.8	4.8	< 0.2
	05/28/97	HEAL	< 0.2	< 0.2	3.0	< 0.2	< 0.2	2.0
	06/16/98	HEAL	< 0.2	< 0.2	0.8	< 0.2	< 0.2	< 0.2
	06/08/99	OAL	< 1	< 1	6	< 1	< 1	4
	06/29/00	OAL	< 1	< 1	9	< 1	< 1	7
	06/24/01	ASI	< 5	< 5	< 5	< 5	< 1	< 5
	04/25/02	HEAL	< 1.0	< 1.0	2.6	< 1.0	< 1.0	1.9
	05/24/03	HEAL	< 1.0	< 1.0	4.2	< 1.0	< 1.0	3.9
	06/09/04	HEAL	< 1.0	< 1.0	3.4	< 1.0	< 1.0	3.3
6-CH3	06/05/92	ATI-P	2	< 1	< 1	< 1	< 1	< 1
6-CH4	06/05/92	ATI-P	< 1	< 1	< 1	< 1	< 1	< 1

ER = Enseco (Rocky Mountain Analytical)
ATI-P = Analytical Technologies, Inc. (Phoenix, AZ)
ATI-A = Analytical Technologies, Inc. (Albuquerque, N
HEAL = Hall Environmental Analysis Laboratory (Albuquerque,NM)
OAL = Oregon Analytical Laboratory (Portland, OR)
NCA = North Creek Analytical (Portland, OR)
TAI = Trace Analyisis, Inc. (Lubbock, TX)
PCE = Tetrachloroethene
TCA = Trichloroethane
DCA = Dichloroethane
DCE = Dichloroethene
ND = Not detected
NA = Not Available

Table 3. Summary of Analytical Results for PCB Compounds
Compressor Station No. 6 - Laguna, NM

Well ID	*Date*	*Lab*	*Total PCB Concentration (µg/L)*	*Aroclor Reported*
6-06	04/24/91	ER	ND	
	06/20/91	ER	ND	
	12/06/91	ER	ND	
	06/03/92	ATI-P	ND	
6-07	04/25/91	ER	ND	
	06/19/91	ER	ND	
	12/06/91	ER	ND	
	06/05/92	ATI-P	ND	
6-08	04/26/91	ER	ND	
	06/20/91	ER	ND	
	12/06/91	ER	ND	
	06/05/92	ATI-P	ND	
6-09	07/22/91	ER	370	1242
	12/06/91	ER	8000	1242
	06/09/92	ATI-P	23000	1242
	12/17/92	ATI-P	530	1242
	06/23/93	ATI-P	5500	1242
	12/08/93	ATI-P	880	1242
	06/13/94	ATI-FC	410	1242
	12/16/94	ATI-FC	680	1242
	06/20/95	NET	2800	1242
	11/13/95	NET	635	1242
	06/05/96	NET	441	1242
	11/13/96	NET	1107.4	1242
	05/30/97	EPIC	1670	1242
	11/14/97	EPIC	974	1242
	06/18/98	HEAL	820	1232
	06/09/99	OAL	1600	1242
	06/29/00	OAL	1300	1242
	06/27/01	ASI	2180	1242
	04/24/02	NCA	5040	1242
	05/27/03	HEAL	240	1232
	06/10/04	HEAL	400	1232
	05/25/05	HEAL	400	1232
	07/13/06	HEAL	1400	1232
	07/27/07	HEAL	250	1016
	09/26/08	HEAL	92	1016
	08/07/09	HEAL	110	1016
	05/20/10	HEAL	160	1016
	09/09/11	HEAL	240	1016
	06/14/12	HEAL	47	1242
	07/25/13	HEAL	72	1242

Table 3. Summary of Analytical Results for PCB Compounds
Compressor Station No. 6 - Laguna, NM

Well ID	*Date*	*Lab*	*Total PCB Concentration (µg/L)*	*Aroclor Reported*
6-10	07/22/91	ER	34	1242
	12/06/91	ER	200	1242
	06/09/92	ATI-P	410	1221
	12/17/92	ATI-P	400	1242
	06/23/93	ATI-P	430	1242
	12/08/93	ATI-P	74 56	1221 1242
	06/13/94	ATI-FC	130	1242
	06/20/95	NET	110	1242
	05/29/96	NET	116	1242
	05/30/97	EPIC	2260	1242
	06/18/98	HEAL	1100	1232
	06/09/99	OAL	140 130	1221 1242
	06/29/00	OAL	110	1242
	06/27/01	ASI	179	1242
	04/24/02	NCA	57.0	1242
	05/27/03	HEAL	90	1016/1221
	06/10/04	HEAL	49	1016
	05/25/05	HEAL	65	1016
	07/12/06	HEAL	35	1016
	07/27/07	HEAL	55	1016
	09/26/08	HEAL	18	1016
	08/07/09	HEAL	63	1016
	05/20/10	HEAL	73	1016
	09/09/11	HEAL	65	1016
	06/14/12	HEAL	40	1242
	07/25/13	HEAL	26	1242
6-11	09/06/91	ER	ND	
	12/06/91	ER	ND	
dup (6-98)	06/04/92	ATI-P	ND	
	06/02/94	ATI-FC	ND	
	06/15/95	NET	ND	
	05/15/96	NET	ND	
	05/27/97	EPIC	ND	
	06/17/98	HEAL	ND	
	06/30/00	OAL	ND	
	11/20/00	NCA	ND	
	06/24/01	ASI	49.5	1242
	10/24/01	ASI	ND	
	10/24/01	NCA	ND	
	04/24/02	NCA	ND	
	11/20/02	HEAL	ND	
	05/27/03	HEAL	ND	
	11/14/03	HEAL	ND	
	06/09/04	HEAL	ND	

Table 3. Summary of Analytical Results for PCB Compounds
Compressor Station No. 6 - Laguna, NM

Well ID	*Date*	*Lab*	*Total PCB Concentration (µg/L)*	*Aroclor Reported*
6-12	09/07/91	ER	ND	
	12/06/91	ER	ND	
	06/08/92	ATI-P	ND	
	06/09/94	ATI-FC	ND	
	06/20/95	NET	ND	
	05/17/96	NET	ND	
	05/30/97	EPIC	ND	
	11/14/98	EPIC	ND	
	06/18/98	HEAL	ND	
	12/09/98	HEAL	17	1232
	06/09/99	OAL	ND	
	10/18/99	OAL	ND	
	06/29/00	OAL	ND	
	11/20/00	NCA	ND	
	06/24/01	ASI	ND	
	10/25/01	ASI	ND	
	04/24/02	NCA	ND	
	11/20/02	HEAL	ND	
	05/26/03	HEAL	ND	
	11/14/03	HEAL	ND	
	06/10/04	HEAL	ND	
	05/26/05	HEAL	ND	
	07/13/06	HEAL	ND	
	10/27/07	HEAL	ND	
	09/26/08	HEAL	1.2	1016
	08/07/09	HEAL	ND	
	05/20/10	HEAL	ND	
	09/08/11	HEAL	ND	
	06/13/12	HEAL	ND	
	07/25/13	HEAL	ND	
6-13	12/06/91	ER	ND	
	06/04/92	ATI-P	ND	
	12/16/92	ATI-P	ND	
	06/22/93	ATI-P	ND	
	06/10/94	ATI-FC	ND	
	06/16/95	NET	ND	
	05/16/96	NET	ND	
	05/29/97	EPIC	ND	
	06/18/98	HEAL	ND	
	06/10/99	OAL	ND	
	06/29/00	OAL	ND	
	06/26/01	ASI	ND	
	04/24/02	NCA	ND	
	05/26/03	HEAL	ND	
	06/09/04	HEAL	ND	

Table 3. Summary of Analytical Results for PCB Compounds
Compressor Station No. 6 - Laguna, NM

Well ID	*Date*	*Lab*	*Total PCB Concentration (µg/L)*	*Aroclor Reported*
6-14	12/06/91	ER	ND	
	06/09/92	ATI-P	ND	
	12/15/92	ATI-P	ND	
	06/21/93	ATI-P	ND	
	06/09/94	ATI-FC	ND	
	06/20/95	NET	ND	
	05/17/96	NET	ND	
	05/30/97	EPIC	ND	
	06/18/98	HEAL	ND	
	06/09/99	OAL	12	1221
	06/29/00	OAL	11	1221
	11/20/00	NCA	2.34	1221
	06/25/01	ASI	5.96	1242
	10/25/01	ASI	2.16	1016/1242
	10/25/01	NCA	1.26	1221
	04/23/02	NCA	1.31	1221
	11/21/02	HEAL	ND	
	05/27/03	HEAL	1.0	1016/1221
	11/14/03	HEAL	ND	
	06/10/04	HEAL	ND	
	05/26/05	HEAL	ND	
	07/13/06	HEAL	ND	
	07/27/07	HEAL	ND	
	09/26/08	HEAL	ND	
	08/07/09	HEAL	ND	
	05/20/10	HEAL	1.3	
	09/08/11	HEAL	10	1016
	06/13/12	HEAL	6.4	1242
	07/24/13	HEAL	2.7	1242
6-15	12/06/91	ER	ND	
	06/08/92	ATI-P	ND	
	12/08/92	ATI-P	ND	
	06/16/93	ATI-P	ND	
	12/02/93	ATI-P	ND	
6-16	06/09/92	ATI-P	ND	
6-17	06/16/93	ATI-P	ND	
6-18	06/08/92	ATI-P	ND	
	12/08/92	ATI-P	ND	
	06/09/92	ATI-P	ND	

Table 3. Summary of Analytical Results for PCB Compounds
Compressor Station No. 6 - Laguna, NM

Well ID	*Date*	*Lab*	*Total PCB Concentration (µg/L)*	*Aroclor Reported*
6-20B	07/28/92	ATI-P	ND	
	12/15/92	ATI-P	ND	
	06/18/93	ATI-P	ND	
	12/03/93	ATI-P	ND	
	06/07/94	ATI-FC	ND	
	12/08/94	ATI-FC	ND	
	06/15/95	NET	ND	
	11/07/95	NET	ND	
	05/16/96	NET	ND	
	11/12/96	NET	0.515	1242
	05/28/97	EPIC	ND	
	11/14/97	EPIC	ND	
	06/17/98	HEAL	ND	
	12/10/98	HEAL	ND	
*	06/09/99	OAL	ND	
	10/16/99	OAL	ND	
	07/01/00	OAL	ND	
	11/21/00	OAL	ND	
	06/26/01	ASI	ND	
	10/24/01	ASI	ND	
	04/23/02	NCA	ND	
	11/20/02	HEAL	ND	
	05/25/03	HEAL	ND	
	11/14/03	HEAL	ND	
	06/09/04	HEAL	ND	
	05/26/05	HEAL	ND	
	07/13/06	HEAL	ND	
	07/27/07	HEAL	ND	
	09/25/08	HEAL	ND	
	08/06/09	HEAL	ND	
	05/20/10	HEAL	ND	
	09/09/11	HEAL	ND	
	06/14/12	HEAL	ND	
	07/25/13	HEAL	ND	

Table 3. Summary of Analytical Results for PCB Compounds
Compressor Station No. 6 - Laguna, NM

Well ID	*Date*	*Lab*	*Total PCB Concentration (µg/L)*	*Aroclor Reported*
6-20C	07/27/92	ATI-P	170	1232
	12/16/92	ATI-P	35	1232
	06/22/93	ATI-P	230	1221
	12/07/93	ATI-P	130	1221
	06/10/94	ATI-FC	160	1232
	12/16/94	ATI-FC	140	1242
	06/20/95	NET	31	1242
	11/10/95	NET	43.7	1242
	05/29/96	NET	98	1242
	11/13/96	NET	134	1242
	05/29/97	EPIC	65.9	1242
	11/14/97	EPIC	129	1221
	11/14/97	EPIC	99	1242
	06/18/98	HEAL	81	1232
	12/08/98	HEAL	53	1232
	06/09/99	OAL	40 160	1016 1221
	10/18/99	OAL	35 160	1016 1221
	07/01/00	OAL	140 27	1221 1242
	11/20/00	NCA	106 24.8	1221 1242
	06/26/01	ASI	75.6	1242
	10/25/01	ASI	144	1016/1242
	04/24/02	NCA	173	1221
	11/20/02	HEAL	35	1016
	05/26/03	HEAL	ND	
	11/13/03	HEAL	38	1016
	06/09/04	HEAL	50	1016
	05/26/05	HEAL	ND	
	07/12/06	HEAL	77	1232
	07/27/07	HEAL	42	1016
	09/25/08	HEAL	8.2	1016
	08/06/09	HEAL	24	1016
	05/20/10	HEAL	87	1016
	09/08/11	HEAL	19	1016
	06/13/12	HEAL	24	1242
	07/24/13	HEAL	14	1242

Table 3. Summary of Analytical Results for PCB Compounds
Compressor Station No. 6 - Laguna, NM

Well ID	*Date*	*Lab*	*Total PCB Concentration (µg/L)*	*Aroclor Reported*
6-21A	12/09/92	ATI-P	ND	
6-21B	07/28/92	ATI-P	ND	
	12/11/92	ATI-P	ND	
	06/03/94	ATI-FC	ND	
	12/08/94	ATI-FC	ND	
	06/15/95	NET	ND	
	11/07/95	NET	ND	
	05/15/96	NET	ND	
	11/12/96	NET	9.697	1242
	05/28/97	EPIC	ND	
	11/14/97	EPIC	ND	
	06/17/98	HEAL	ND	
	12/09/98	HEAL	ND	
*	06/09/99	OAL	0.6	1260
	10/16/99	OAL	ND	
	07/02/00	OAL	ND	
	11/21/00	OAL	ND	
	06/26/01	ASI	ND	
	10/24/01	ASI	ND	
	04/23/02	NCA	1.76	1242
	11/21/02	HEAL	ND	
	05/27/03	HEAL	ND	
	11/14/03	HEAL	ND	
	06/09/04	HEAL	ND	
	05/26/05	HEAL	ND	
	07/13/06	HEAL	ND	
	07/27/07	HEAL	ND	
	09/25/08	HEAL	ND	
	08/06/09	HEAL	ND	
	05/20/10	HEAL	ND	
	09/09/11	HEAL	ND	
	06/14/12	HEAL	ND	
	07/25/13	HEAL	ND	

Table 3. Summary of Analytical Results for PCB Compounds
Compressor Station No. 6 - Laguna, NM

Well ID	*Date*	*Lab*	*Total PCB Concentration (µg/L)*	*Aroclor Reported*
6-21C	07/28/92	ATI-P	ND	
	12/16/92	ATI-P	ND	
	06/22/93	ATI-P	300	1221
	12/07/93	ATI-P	120	1221
	06/10/94	ATI-FC	140	1232
	12/16/94	ATI-FC	130	1242
	06/21/95	NET	51	1242
	11/10/95	NET	25.8	1242
	05/30/96	NET	91	1242
	11/13/96	NET	112.9	1242
	05/30/97	EPIC	75	1242
	11/14/97	EPIC	128	1221
	11/14/97	EPIC	115	1242
	06/18/98	HEAL	120	1232
	12/09/98	HEAL	65	1232
*	06/10/99	OAL	50 160	1016 1221
	10/19/99	OAL	53 170	1016 1221
	07/02/00	OAL	150 43	1221 1242
	11/21/00	NCA	268 77.8	1221 1242
	06/27/01	ASI	90.1	1242
	10/24/01	ASI	140	1016/1242
	04/24/02	NCA	217	1221
	11/21/02	HEAL	91	1061
	05/27/03	HEAL	69	1016/1221
	11/14/03	HEAL	85	1016
	06/10/04	HEAL	68	1016
	05/26/05	HEAL	130	1016
	07/13/06	HEAL	90	1016
	07/27/07	HEAL	99	1016
	09/25/08	HEAL	29	1016
	08/06/09	HEAL	120	1016
	05/20/10	HEAL	120	1016
	09/09/11	HEAL	65	1016
	06/13/12	HEAL	37	1242
	07/24/13	HEAL	39	1242

Table 3. Summary of Analytical Results for PCB Compounds
Compressor Station No. 6 - Laguna, NM

Well ID	*Date*	*Lab*	*Total PCB Concentration (µg/L)*	*Aroclor Reported*
6-22B	07/28/92	ATI-P	ND	
	12/11/92	ATI-P	ND	
	06/17/93	ATI-P	ND	
	12/02/93	ATI-P	ND	
	06/07/94	ATI-FC	ND	
	12/08/94	ATI-FC	ND	
	06/15/95	NET	ND	
	11/07/95	NET	ND	
	05/16/96	NET	ND	
	11/12/96	NET	ND	
	05/28/97	EPIC	ND	
	11/14/97	EPIC	ND	
	06/17/98	HEAL	ND	
	12/09/98	HEAL	ND	
*	06/10/99	OAL	0.6 0.5	1242 1260
	10/16/99	OAL	ND	
	07/01/00	OAL	ND	
	11/21/00	OAL	ND	
	06/26/01	ASI	ND	
	10/24/01	ASI	ND	
	04/23/02	NCA	ND	
	11/20/02	HEAL	ND	
	05/25/03	HEAL	ND	
	11/14/03	HEAL	ND	
	06/09/04	HEAL	ND	
	05/26/05	HEAL	ND	
	07/13/06	HEAL	ND	
	07/26/07	HEAL	ND	
	09/25/08	HEAL	ND	
	08/06/09	HEAL	ND	
	05/20/10	HEAL	ND	
	09/09/11	HEAL	ND	
	06/14/12	HEAL	ND	
	07/25/13	HEAL	ND	

Table 3. Summary of Analytical Results for PCB Compounds
Compressor Station No. 6 - Laguna, NM

Well ID	*Date*	*Lab*	*Total PCB Concentration (µg/L)*	*Aroclor Reported*
6-22C	07/28/92	ATI-P	310	1232
	12/17/92	ATI-P	63	1232
	06/22/93	ATI-P	110	1242
	06/10/94	ATI-FC	350	1232
	12/16/94	ATI-FC	240	1242
	06/20/95	NET	149	1242
	11/10/95	NET	43.4	1242
	05/29/96	NET	118	1242
	11/13/96	NET	90.5	1242
	05/29/97	EPIC	149	1242
	11/14/97	EPIC	332	1242
	06/18/98	HEAL	1100	1232
	12/18/98	HEAL	93	1232
*	06/10/99	OAL	1900	1242
	10/19/99	OAL	1300	1242
	07/02/00	OAL	1400	1242
	11/22/00	NCA	2070	1242
	06/27/01	ASI	1700	1242
	10/24/01	ASI	545	1016/1242
	04/24/02	NCA	5100	1242
	11/21/02	HEAL	470	1232
	05/27/03	HEAL	450	1232
	11/14/03	HEAL	560	1232
	06/10/04	HEAL	420	1232
	05/26/05	HEAL	1900	1232
	07/13/06	HEAL	1300	1016
	07/27/07	HEAL	550	1016
	09/25/08	HEAL	550	1016
	08/06/09	HEAL	150	1016
	05/20/10	HEAL	420	1016
	09/09/11	HEAL	350	1016
	06/13/12	HEAL	420	1242
	07/24/13	HEAL	190	1242
6-23	07/28/92	ATI-P	ND	
6-30	06/23/93	ATI-P	ND	
	12/01/93	ATI-P	ND	

Table 3. Summary of Analytical Results for PCB Compounds
Compressor Station No. 6 - Laguna, NM

Well ID	*Date*	*Lab*	*Total PCB Concentration (µg/L)*	*Aroclor Reported*
6-40	12/10/98	HEAL	ND	
	07/02/00	OAL	51	1221
	07/26/00	OAL	11	1221
	11/21/00	NCA	31.1	1221
	06/26/01	ASI	1.63	1242
	10/24/01	ASI	28.6	1016/1242
	10/24/01	NCA	35.5	1221
	04/24/02	NCA	46.0	1221
	11/21/02	HEAL	11	1016
	05/27/03	HEAL	9.2	1016/1221
	11/14/03	HEAL	7.3	1016
	06/10/04	HEAL	10	1016
	05/24/05	HEAL	29	1016
	07/13/06	HEAL	19	1232
	07/26/07	HEAL	48	1232
	09/25/08	HEAL	3.5	1016
	08/06/09	HEAL	13	1016
	05/20/10	HEAL	9.4	1016
	09/09/11	HEAL	16	1016
	06/14/12	HEAL	10	1242
	07/25/13	HEAL	11	1242
6-41	12/10/98	HEAL	ND	
6-42	06/10/99	OAL	ND	
6-43	12/10/98	HEAL	ND	
6-44	12/10/98	HEAL	ND	
6-45	11/19/00	NCA	ND	
	06/23/01	ASI	41.3	1242
	10/23/01	ASI	ND	
	10/23/01	NCA	ND	
	04/23/02	NCA	ND	
	11/20/02	HEAL	ND	
	05/24/03	HEAL	ND	
	11/12/03	HEAL	ND	
	06/09/04	HEAL	ND	
	05/23/05	HEAL	ND	
	07/12/06	HEAL	ND	
	07/27/07	HEAL	ND	
	09/25/08	HEAL	ND	
	08/06/09	HEAL	ND	
	05/20/10	HEAL	ND	
	09/09/11	HEAL	ND	
	06/14/12	HEAL	ND	
	07/25/13	HEAL	ND	

Table 3. Summary of Analytical Results for PCB Compounds
Compressor Station No. 6 - Laguna, NM

Well ID	*Date*	*Lab*	*Total PCB Concentration (µg/L)*	*Aroclor Reported*
6-46	11/19/00	NCA	ND	
	06/23/01	ASI	ND	
	10/24/01	ASI	ND	
	04/23/02	NCA	ND	
	11/20/02	HEAL	ND	
	05/25/03	HEAL	ND	
	11/13/03	HEAL	ND	
	06/09/04	HEAL	ND	
	05/24/05	HEAL	ND	
	07/13/06	HEAL	ND	
	07/27/07	HEAL	ND	
	09/25/08	HEAL	ND	
	08/06/09	HEAL	ND	
	05/20/10	HEAL	ND	
	09/09/11	HEAL	ND	
	06/14/12	HEAL	ND	
	07/26/13	HEAL	ND	
6-47	11/19/00	NCA	ND	
	06/23/01	ASI	ND	
	10/24/01	ASI	ND	
	04/23/02	NCA	ND	
	11/20/02	HEAL	ND	
	05/25/03	HEAL	ND	
	11/13/03	HEAL	ND	
	06/09/04	HEAL	ND	
	05/24/05	HEAL	ND	
	07/13/06	HEAL	ND	
	07/27/07	HEAL	ND	
	09/25/08	HEAL	ND	
	08/06/09	HEAL	ND	
	05/20/10	HEAL	ND	
	09/09/11	HEAL	ND	
	06/14/12	HEAL	ND	
	07/26/13	HEAL	ND	

Table 3. Summary of Analytical Results for PCB Compounds
Compressor Station No. 6 - Laguna, NM

Well ID	*Date*	*Lab*	*Total PCB Concentration (µg/L)*	*Aroclor Reported*
6-PW6	06/05/92	ATI-P	ND	
6-CH3	06/05/92	ATI-P	ND	
6-CH4	06/05/92	ATI-P	ND	

Notes:
U.S. EPA/SDWA MCL: 0.5 µg/L PCB
ATI-P = Analytical Technologies, Inc. (Phoenix, AZ)
ATI-FC = Analytical Technologies, Inc. (Ft. Collins, CO)
EPIC = EPIC Laboratories, Inc. (Carrolton, TX)
ER = Enseco's (Rocky Mountain Analytical)
HEAL = Hall Environmental Analysis Laboratory (Albuquerque, NM)
NET = National Environmental Testing, Inc. (Carrolton, TX)
OAL = Oregon Analytical Laboratory
ASI = Analysys Inc.
ND = Not detected

Table 4. Summary of Field Measured Parameters
Compressor Station No. 6 - Laguna, NM

Well ID	*Date*	*Dissolved Oxygen (mg/L)*	*pH*	*Temperature °C*	*Electrical Conductivity (mmhos)*	*Remarks*
6-06	05/28/97	7.0	7.72	17.0	926	Clear
	06/16/98	10.0	6.56	16.9	1134	Cloudy
	06/08/99	8.8	7.81	17.8	1034	Slightly Cloudy
	06/28/00	9.2	7.44	15.3	1305	Cloudy
	06/24/01	10.0	7.43	16.1	1342	Cloudy
	04/25/02	9.4	7.75	16.2	1179	Cloudy
	05/24/03	8.8	7.62	16.7	1116	Cloudy
	06/09/04	5.0	7.55	15.5	1024	Cloudy
6-07	11/12/96	7.4	7.42	19.0	2150	Cloudy
	05/27/97	10.08	7.75	19.3	2120	Cloudy
	11/13/97	5.49	7.36	13.2	2010	Clear
	06/17/97	8.6	7.52	19.2	5420	Clear
	12/11/98	6.8	7.46	12.6	2360	Clear
	06/08/99	8.23	7.41	14.3	2120	Clear
	10/18/99	6.80	7.65	16.2	2330	Clear
	06/30/00	9.0	7.54	15.3	2510	Clear
	11/18/00	8.4	7.56	17.1	2430	Clear
	06/25/01	9.6	7.63	16.3	2440	Clear
	10/23/01	8.5	7.59	18.6	2470	Clear
	04/24/02	9.1	7.65	15.9	2500	Clear
	11/19/02	9.2	7.60	18.6	2540	Clear
	05/25/03	8.9	7.69	16.5	2610	Clear
	11/13/03	7.3	7.52	16.2	2268	Clear
	06/08/04	6.9	7.43	15.4	2680	Clear
	05/25/05	--	7.56	14.7	2510	--
	07/12/06	6.4	7.49	16.0	2363	Clear
	07/26/07	6.3	--	15.4	1599	Clear
	09/24/08	6.0	7.79	16.5	1484	Clear
	08/05/09	4.0	7.22	16.2	2420	Clear
	05/19/10	3.8	7.14	14.4	2365	Clear w/roots in well
	09/08/11	1.2	7.13	17.0	4334	Clear w/susp solids, roots, bailed dry
	06/13/12	3.6	7.18	14.7	3028	Clear, roots, bailed dry
	07/24/13	3.8	7.00	16.1	2607	Clear, roots, bailed dry
6-08	11/12/96	9.7	7.64	16.6	1620	Cloudy
	05/27/97	8.08	7.65	15.0	1680	Clear w/roots
	11/13/97	6.15	8.18	12.2	1590	Clear
	06/17/97	7.5	7.46	16.2	331	Cloudy
	06/08/99	7.3	7.48	14.8	2380	Clear
	06/30/00	2.5	7.38	14.8	2360	Clear w/ roots in well
	06/24/01	4.1	7.44	15.6	2470	Cloudy w/ roots in well
	04/25/02	2.7	7.43	15.7	3000	Cloudy w/ roots in well
	05/24/03	1.9	7.38	16.1	3550	Clear w/ roots in well, blk tint
	06/09/04	3.7	7.43	15.9	2980	Clear w/ roots in well
	05/25/05	--	7.22	14.6	2120	--
	07/12/06	3.7	7.52	15.3	1462	Clear
	07/26/07	2.3	--	14.7	1413	Clear
	09/25/08	2.7	7.58	15.6	1396	Clear w/ roots in well
	08/06/09	3.2	7.10	15.4	2100	Clear w/ roots in well
	05/20/10	3.1	6.99	13.4	2581	Cloudy w/ roots in well
	09/09/11	2.4	7.03	15.4	3587	Clear/amber w/roots in well
	06/14/12	2.2	6.98	13.9	4283	Clear, roots, bailed down
	07/25/13	4.6	6.99	15.8	2971	Cloudy, bailed down

Table 4. Summary of Field Measured Parameters
Compressor Station No. 6 - Laguna, NM

Well ID	*Date*	*Dissolved Oxygen (mg/L)*	*pH*	*Temperature °C*	*Electrical Conductivity (mmhos)*	*Remarks*
6-09	11/13/96	4.9	6.98	17.2	1610	Clear, HC odor
	05/30/97	1.68	7.11	18.1	1620	Clear
	11/14/97	4.53	6.96	14.0	3000	Clear, HC odor
	06/18/98	3.5	7.06	17.2	1815	Clear
	06/09/99	1.9	7.08	15.5	1888	Clear
	06/29/00	0.0	6.93	16.0	2260	Clear w/blk tint
	06/26/01	--	--	--	--	Blk,Turbid, Big Sheen, PSH droplets
	04/24/02	--	--	--	--	Blk w/ susp. Solids, sheen
	05/26/03	--	--	--	--	Blk w/ susp. Solids, sheen
	06/10/04	--	--	--	--	Blk w/ susp. Solids, sheen
	05/25/05	--	6.9	15.3	3400	--
	07/13/06	--	--	--	--	Blk w/ susp. Solids, sheen
	07/27/07	--	--	--	--	Clear, turns black, odor, sheen
	09/26/08	--	--	--	--	Clear, turns black, odor, sheen
	08/07/09	1.7	6.8	15.5	3390	Clear,w/susp. solids, odor, sheen
	05/20/10	--	--	--	--	Clear, turns black, odor, sheen
	09/09/11	--	-	--	--	Blk, sheen, odor
	06/14/12	--	-	--	--	Blk, sheen, odor, bailed down
	07/25/13	--	-	--	--	Blk, turbid, sheen, odor, bailed down
6-10	05/30/97	1.92	7.34	17.5	1250	Clear
	06/18/98	2.3	7.17	18.3	1557	Clear, Foamy
	06/09/99	2.7	7.11	15.3	1520	Clear
	06/29/00	0.0	7.03	15.8	3190	Clear
	06/26/01	0.8	7.06	15.5	3760	Clear w/ suspended solids,sheen
	04/24/02	1.2	7.08	15.9	3520	Clear w/ blk suspended solids
	05/26/03	1.2	7.11	16.3	3500	Clear w/ suspended solids
	06/10/04	2.4	6.93	14.5	3472	Clear w/ suspended solids
	05/25/05	--	6.96	14.4	3330	--
	07/12/06	1.9	7.16	15.5	2475	Clear
	07/27/07	1.8	--	14.8	2279	Clear
	09/26/08	1.7	7.29	15.7	2183	Clear
	08/07/09	1.8	6.80	15.4	3032	Clear
	05/20/10	2.0	6.79	14.2	3396	Clear
	09/09/11	1.7	6.77	15.5	3407	Clear, odor
	06/14/12	2.0	6.76	14.5	3078	Clear, bailed down
	07/25/13	2.6	6.70	15.7	3058	Clear, bailed down
6-11	05/27/97	9.25	7.45	16.2	4080	Clear
	06/17/98	7.2	7.46	16.2	3710	Clear
	06/08/99	6.5	7.62	16.2	3470	Clear
	06/29/00	1.6	7.21	15.2	4420	Cloudy, roots in well
	11/19/00	4.2	7.21	17.4	4640	Clear, roots in well
	06/23/01	2.7	7.17	15.5	4690	Clear, roots in well
	10/23/01	3.0	7.18	18.3	4790	Clear, roots in well
	04/23/02	4.5	7.00	16.1	4440	Clear, roots in well
	11/19/02	1.6	7.23	18.4	5620	Clear, roots in well
	05/26/03	4.4	7.17	16.8	5080	Clear, roots in well
	11/13/03	3.0	7.11	15.9	4667	Clear, roots in well
	06/09/04	3.8	7.31	17.6	5180	Clear, roots in well

Table 4. Summary of Field Measured Parameters
Compressor Station No. 6 - Laguna, NM

Well ID	*Date*	*Dissolved Oxygen (mg/L)*	*pH*	*Temperature °C*	*Electrical Conductivity (mmhos)*	*Remarks*
6-12	11/13/96	4.7	6.90	17.0	2450	Clear, HC odor
	05/29/97	6.59	7.36	18.0	1440	Clear
	11/14/97	NA	7.07	15.0	3560	Yellowish tint, surface sheen
	06/18/98	1.3	7.01	15.2	4390	Clear, HC odor
	12/09/98	3.10	7.09	14.0	4360	Clear
	06/09/99	3.00	7.29	16.2	3110	Clear
	10/18/99	0.5	7.13	16.5	4020	Clear
	06/29/00	0.0	7.06	15.7	3950	Clear, odor
	11/20/00	2.2	7.10	17.4	4180	Clear
	06/24/01	1.5	7.14	15.5	4460	Cloudy
	10/25/01	5.7	7.29	18.1	4200	Cloudy
	04/23/02	7.2	7.18	16.3	4240	Turbid
	11/20/02	5.2	7.25	18.4	4200	Slightly Turbid
	05/26/03	5.6	7.24	16.8	4100	Cloudy
	11/14/03	4.8	7.14	16.3	3391	Clear
	06/10/04	--	7.18	14.9	3930	Clear
	05/26/05	--	7.11	15.0	3640	--
	07/13/06	4.3	7.14	15.5	2726	Cloudy
	07/27/07	3.0	--	15.0	2671	Turbid
	09/26/08	2.8	7.39	15.6	2424	Clear
	08/07/09	5.0	6.96	15.7	3305	Cloudy
	05/20/10	3.9	6.94	14.4	3639	Cloudy, roots in well
	09/08/11	1.9	6.95	15.6	6240	Turbid, roots in well
	06/13/12	1.0	6.85	14.8	5469	Turbid, roots in well
	07/25/13	1.7	6.78	15.8	4290	Turbid
6-13	05/29/97	6.6	7.00	20.1	4300	Clear
	06/18/98	1.6	6.86	15.2	NA	Clear
	06/09/99	4.8	6.74	15.1	5060	Clear
	06/28/00	0.7	6.91	15.3	5230	Clear, roots in well, slight odor
	06/25/01	1.2	6.97	16.1	6010	Clear, roots in well, amber
	04/23/02	1.8	6.93	15.8	5810	Clear, roots in well, amber, odor
	05/25/03	1.0	6.98	16.4	6340	Cloudy, roots in well
	06/08/04	2.8	6.80	15.3	7938	Cloudy, roots in well
6-14	05/29/97	2.08	7.19	18.9	1870	Clear
	06/18/98	2.6	7.29	17.1	2260	Foamy, Clear
	06/09/99	3.0	7.09	15.8	2050	Clear, Strong odor
	06/29/00	0.0	7.28	15.8	2150	Clear w/blk flec's, odor
	11/20/00	1.1	7.06	17.4	3580	Clear, odor
	06/25/01	0.8	7.12	16.1	2410	Cloudy, blk particles suspended, odor
	10/25/01	0.5	7.04	18.5	3700	Clear, sludge on bottom, odor
	04/23/02	1.1	6.94	16.0	4130	Cloudy, odor
	11/21/02	1.1	7.03	18.8	4610	Turbid , odor
	05/27/03	1.2	7.22	16.5	2220	Clear
	11/14/03	1.3	6.98	16.2	2774	Clear
	06/10/04	5.0	7.19	15.0	2290	Clear, Strong odor
	05/26/05	--	7.11	14.7	2140	--
	07/13/06	1.5	7.16	15.7	1625	Clear
	07/27/07	0.9	--	15.1	1483	Cloudy
	09/26/08	0.9	7.29	16.0	2215	Cloudy
	08/07/09	1.1	6.74	15.6	3906	Cloudy
	05/20/10	1.3	6.70	13.8	2473	Cloudy
	09/08/11	0.8	6.80	15.9	2585	Clear w/blk susp solids
	06/13/12	1.0	6.97	14.4	2305	Clear
	07/24/13	1.5	6.75	15.8	2577	Clear

Table 4. Summary of Field Measured Parameters
Compressor Station No. 6 - Laguna, NM

Well ID	*Date*	*Dissolved Oxygen (mg/L)*	*pH*	*Temperature °C*	*Electrical Conductivity (mmhos)*	*Remarks*
6-15	05/28/97	2.12	7.30	16.8	4120	Clear
	06/17/97	1.4	6.90	17.3	1153	Clear
	06/08/99	2.9	7.22	19.4	3190	Clear
	06/30/00	0.0	6.89	15.4	6570	Clear w/roots, slight odor
	06/24/01	1.1	6.94	15.2	6400	Clear w/roots, slight odor
	04/25/02	2.1	7.03	15.2	6470	Clear w/roots, odor
	05/24/03	1.4	7.02	15.8	6160	Clear
	06/10/04	5.8	7.31	16.7	5840	Clear, slight odor
6-16	11/11/96	10.51	8.05	17.5	2320	Cloudy
	05/28/97	8.03	7.72	17.3	1900	Cloudy
	11/14/97	5.08	7.77	14.0	2720	Clear
	06/16/98	8.8	7.38	16.6	4140	Turbid
	12/10/98	8.1	7.71	10.7	4250	Slightly Turbid
	06/07/99	--	7.35	14.5	4040	Cloudy
	10/18/99	7.8	7.53	15.5	4630	Cloudy
	06/27/00	8.9	7.42	14.9	4700	Cloudy
	11/18/00	8.9	7.48	16.9	4880	Clear
	06/22/01	--	7.65	15.8	4580	Clear
	10/23/01	8.6	7.46	18.0	4860	Clear
	04/22/02	10.2	7.52	16.6	4910	Cloudy
	11/19/02	10.7	7.35	18.5	4920	Cloudy
	05/24/03	9.5	7.51	16.8	4830	Cloudy
	11/12/03	7.2	7.38	16.0	4274	Clear
	06/08/04	7.7	7.35	16.2	4827	Clear
	05/23/05	--	7.26	15.1	4950	Cloudy
	07/11/06	7.7	7.36	15.0	3927	Clear
	07/26/07	7.9	--	15.5	2242	Clear
	09/24/08	8.3	7.80	16.4	3240	Clear
	08/05/09	10.5	7.06	16.4	4512	Cloudy
	05/19/10	9.1	7.15	14.3	4687	Cloudy
	09/08/11	2.6	6.79	16.0	5373	Clear, bailed dry
	06/13/12	4.6	6.92	14.8	5367	Clear, bailed dry
	07/26/13	4.6	6.77	15.5	6945	Cloudy, bailed dry
6-17	05/28/97	8.20	7.50	17.1	4150	Cloudy
	06/16/98	8.4	7.39	21.1	NA	Turbid
	06/07/99	--	7.49	15.7	3900	Clear
	06/27/00	8.6	7.51	15.1	4970	Clear
	06/22/01	--	7.68	16.9	4820	Clear
	04/22/02	9.4	7.60	17.0	5770	Clear
	05/24/03	8.8	7.59	16.7	5010	Clear
	06/08/04	6.81	7.34	15.8	5075	Cloudy
6-18	05/28/97	8.4	7.77	16.1	938	Clear
	06/16/98	8.7	6.44	19.0	958	Clear
	06/08/99	8.0	7.65	15.7	1092	Clear
	06/29/00	7.0	7.64	16.4	1169	Clear
	06/24/01	7.3	7.51	16.1	1260	Clear
	04/25/02	6.2	7.62	15.0	1105	Clear
	05/25/03	4.8	7.66	16.3	978	Clear
	06/10/04	7.5	7.57	15.2	1011	--

Table 4. Summary of Field Measured Parameters
Compressor Station No. 6 - Laguna, NM

Well ID	*Date*	*Dissolved Oxygen (mg/L)*	*pH*	*Temperature °C*	*Electrical Conductivity (mmhos)*	*Remarks*
6-19	05/28/97	9.01/8.0	7.48	18.5	3995	Cloudy
	06/16/98	10.5	7.35	15.6	4800	Turbid
	06/08/99	4.59	7.00	14.2	4810	Cloudy
	06/30/00	2.2	7.11	15.2	6730	Cloudy, roots in well
	06/23/01	4.8	7.12	16.1	6930	Cloudy, roots in well
	04/24/02	2.8	7.08	16.3	10720	Turbid, roots in well
	05/24/03	2.6	6.97	16.8	12600	Turbid, roots in well
	06/09/04	4.2	6.77	16.5	1293	Cloudy, roots in well
	05/25/05	--	6.71	16.4	1263	--
	07/12/06	3.7	6.77	15.8	10350	Clear, roots in well
	07/26/07	2.1	--	15.4	9995	Cloudy, roots in well
	09/25/08	2.6	7.03	16.0	8930	Cloudy, roots in well
	08/06/09	4.3	6.60	15.8	11880	Cloudy, roots in well
	05/19/10	4.6	6.53	14.3	12460	Cloudy, roots in well
	09/08/11	1.9	6.31	16.1	12500	Clear, roots in well
	06/13/12	3.3	6.29	14.9	12220	Clear, bailed down
	07/25/13	4.7	6.31	16.5	11430	Clear, bailed down
6-20B	11/11/96	NA	7.13	17.9	4450	Clear
	05/27/97	9.61	7.57	18.3	4780	Cloudy
	11/13/97	NA	7.04	15.0	5500	NA
	06/16/98	9.4	7.12	15.5	6250	Clear
	12/10/98	6.2	7.22	14.2	6250	Clear
	06/08/99	7.8	6.17	15.0	5600	Clear
	10/16/99	7.7	7.25	16.2	6100	Clear
	06/30/00	9.2	7.12	15.3	6070	Clear
	11/20/00	7.5	7.18	17.3	5910	Clear
	06/25/01	9.0	7.16	15.6	6020	Clear
	10/23/01	8.7	7.19	18.6	6100	Clear
	04/20/02	9.7	7.18	15.9	6170	Clear
	11/19/02	8.7	7.20	18.3	6060	Clear
	05/24/03	8.2	7.20	16.4	6040	Clear
	11/13/03	7.2	6.87	15.7	5229	Clear
	06/08/04	7.3	6.98	15.3	5994	Clear
	05/25/05	--	7.16	15.9	6070	--
	07/12/06	6.7	7.14	15.5	4858	Clear
	07/26/07	6.7	--	14.7	4958	Clear
	09/24/08	6.3	7.42	15.9	4472	Clear
	08/05/09	9.2	6.94	15.9	5874	Clear
	05/19/10	8.6	6.79	13.8	5928	Clear
	09/08/11	4.3	6.99	15.7	5706	Clear
	06/13/12	7.5	6.64	14.9	5794	Clear, bailed down
	07/25/13	6.6	6.78	15.3	5657	Clear, bailed down

Table 4. Summary of Field Measured Parameters
Compressor Station No. 6 - Laguna, NM

Well ID	*Date*	*Dissolved Oxygen (mg/L)*	*pH*	*Temperature °C*	*Electrical Conductivity (mmhos)*	*Remarks*
6-20C	11/13/96	2.3	6.95	17.5	1290	Clear
	05/29/97	2.39	7.18	15.7	1570	Clear
	11/14/97	0.4	7.02	14.0	1620	Clear
	06/18/98	1.7	7.05	17.8	NA	Clear
	12/08/98	1.7	7.00	13.8	1800	Clear
	06/09/99	0.9	7.04	16.4	1788	Clear
	10/18/99	0.1	7.09	16.8	2190	Clear
	07/01/00	0.5	7.10	15.7	1871	Clear
	11/20/00	2.2	7.09	17.2	2400	Clear
	06/26/01	1.2	7.06	16.0	2520	Clear w/ suspended solids,roots in well
	10/25/01	1.0	7.01	19.1	2840	Clear w/ suspended solids
	04/24/02	1.0	7.06	15.6	2300	Clear
	11/20/02	1.4	7.02	18.5	2590	Clear
	05/26/03	0.9	7.08	16.4	2360	Clear
	11/13/03	1.4	6.96	15.9	2209	Clear
	06/09/04	0.6	6.87	15.4	2174	Clear
	05/26/05	--	7.02	14.0	1612	--
	07/12/06	2.0	7.19	16.0	1652	Clear
	07/27/07	1.3	--	15.6	1276	Clear
	09/25/08	2.0	7.39	17.2	1395	Clear
	08/06/09	2.2	6.82	16.3	3393	Cloudy
	05/20/10	1.7	6.77	13.7	2383	Clear, odor
	09/08/11	2.0	6.93	17.1	2620	Clear
	06/13/12	1.6	6.78	14.7	2330	Clear
	07/24/13	2.9	6.64	16.0	2421	Clear
6-21B	11/11/96	NA	7.05	16.0	3575	Clear, HC odor
	05/28/97	5.41	7.28	15.5	4420	Clear, HC odor
	11/13/97	3.82	7.13	13.8	4120	Clear, HC odor
	06/16/98	5.5	7.17	15.4	4260	Clear
	12/09/98	0.3	7.00	14.9	4500	Clear Sewage odor
	06/08/99	3.7	7.08	16.4	3760	Clear
	10/16/99	1.1	7.08	16.8	4300	Clear, turns blk, strong odor
	07/01/00	0.2	6.97	15.7	4300	Clear w/blk flec's, odor
	11/20/00	1.4	7.07	17.3	4180	Clear w/blk flec's, odor
	06/25/01	1.1	7.01	15.9	4270	Clear
	10/23/01	0.5	7.04	18.4	4030	Clear, odor
	04/22/02	1.7	7.07	15.8	4280	Clear, odor
	11/20/02	1.4	7.04	18.7	4400	Clear, odor
	05/26/03	1.2	7.13	16.6	4130	Clear w/ suspended solids
	11/13/03	1.3	6.92	15.9	3692	Clear w/ suspended solids, odor
	06/08/04	2.4	6.89	15.3	4274	Clear
	05/25/05	--	6.97	15.6	4160	--
	07/12/06	2.1	7.14	16.2	3410	Clear
	07/26/07	2.0	--	14.9	3422	Clear
	09/24/08	2.0	7.28	16.2	3209	Clear
	08/05/09	2.5	6.81	16.1	4291	Clear
	05/19/10	2.0	6.65	14.0	4310	Clear
	09/08/11	1.2	6.93	16.3	4230	Clear, bailed dry
	06/13/12	1.9	6.81	16.2	4103	Clear, bailed dry
	07/25/13	2.2	6.70	15.6	4033	Clear, bailed dry

Table 4. Summary of Field Measured Parameters
Compressor Station No. 6 - Laguna, NM

Well ID	*Date*	*Dissolved Oxygen (mg/L)*	*pH*	*Temperature °C*	*Electrical Conductivity (mmhos)*	*Remarks*
6-21C	11/13/96	3.9	6.83	16.0	1500	Clear, blk particles suspended, HC odor
	05/30/97	2.61	7.09	15.9	1776	Clear
	11/14/97	6.88	6.67	11.9	1630	Clear
	06/18/98	1.8	7.09	17.5	NA	Clear
	12/09/98	1.7	7.05	15.1	1830	Clear, Strong odor
	06/09/99	1.6	7.10	14.9	1741	Clear w/ suspended solids
	10/18/99	0.6	7.12	17.1	1706	Clear w/ blk specks
	07/01/00	0.1	7.10	16.2	1710	Clear w/ suspended solids
	11/20/00	1.5	7.17	17.4	1617	Clear
	06/26/01	1.1	7.11	16.6	1658	Clear w/ suspended solids
	10/23/01	0.8	7.11	19.0	1705	Clear
	04/23/02	--	7.03	15.5	1762	Gold color, odor
	11/20/02	1.4	7.11	18.7	1699	Clear w/ suspended solids
	05/26/03	1.3	7.16	16.9	1682	Clear
	11/13/03	1.4	7.01	16.0	1524	Clear
	08/09/04	--	7.00	17.0	1787	Clear
	05/25/05	--	7.04	14.7	1716	--
	07/12/06	1.9	7.21	16.5	1434	Clear
	07/27/07	2.0	--	15.9	1514	Clear w/ blk suspended solids
	09/25/08	1.9	7.41	17.5	1387	Clear w/ blk suspended solids
	08/06/09	2.0	6.89	16.7	1730	Clear w/ blk suspended solids
	05/20/10	2.0	6.79	13.9	1767	Gold color, odor, suspended solids
	09/09/11	2.3	7.05	16.6	1539	Gold, odor, suspended solids
	06/13/12	1.6	6.88	16.3	1625	Gold, turbid, bailed down
	07/24/13	1.9	6.77	17.3	1751	Gold, turbid, bailed down
6-22B	11/11/96	NA	7.06	19.5	4400	HC odor, turns black when exposed to air
	05/27/97	3.4	7.14	17.9	4640	Cloudy with black flec's
	11/13/97	2.9	6.89	15.0	5200	Clear, HC odor
	06/16/98	1.6	6.89	15.6	6460	Clear
	12/09/98	0.3	6.88	14.5	6610	Clear
	06/09/99	2.54	6.94	14.6	6150	Clear w/ blk specks
	10/16/99	2.2	7.10	16.3	6390	Clear w/ blk specks
	06/30/00	0.4	6.92	15.5	6350	Clear w/ susp. solids, strong odor
	11/20/00	1.6	6.98	17.2	6130	Clear, odor
	06/25/01	1.4	6.94	15.6	6250	Clear w/ susp. solids, odor
	10/23/01	1.0	6.94	18.5	6440	Clear w/ blk susp. solids, odor
	4/22/002	1.5	6.90	15.7	6490	Clear
	11/19/02	1.4	6.99	18.4	6440	Clear w/ blk susp. solids, odor
	05/24/03	0.9	6.94	16.3	6260	Clear
	11/13/03	2.7	6.79	15.2	5530	Clear, odor
	06/08/04	2.2	6.73	15.5	6322	Clear
	05/25/05	--	6.79	15.7	6390	--
	07/12/06	2.4	7.07	15.5	5086	Clear
	07/26/07	1.1	--	15.5	5292	Clear
	09/25/08	1.3	7.14	16.3	4776	Clear
	08/05/09	2.1	6.58	15.9	6204	Cloudy
	05/19/10	2.7	6.50	13.7	6292	Clear
	09/08/11	1.4	6.72	16.1	6041	Clear, bailed dry
	06/13/12	2.4	6.76	14.8	6153	Clear, bailed dry
	07/25/13	1.7	6.56	15.9	6059	Clear, bailed dry

Table 4. Summary of Field Measured Parameters
Compressor Station No. 6 - Laguna, NM

Well ID	*Date*	*Dissolved Oxygen (mg/L)*	*pH*	*Temperature °C*	*Electrical Conductivity (mmhos)*	*Remarks*
6-22C	11/13/96	2.6	6.88	17.2	1210	Black particles suspended
	05/29/97	NA	7.12	16.1	1619	Clear
	11/14/97	4.61	7.00	13.9	1530	Black tint
	06/18/98	1.4	6.80	19.3	NA	Clear
	12/09/98	--	--	--	--	Black, Sheen on top
	06/09/99	--	--	--	--	Black, Sheen on top
	10/18/99	--	--	--	--	Blk w/ susp solids, sheen,
	07/01/00	--	--	--	--	Blk w/ susp solids, sheen,
	11/20/00	--	--	--	--	Blk w/ susp solids, sheen,
	06/26/01	--	--	--	--	Blk,Turbid, sheen
	10/23/01	--	--	--	--	Blk,Turbid, sheen
	04/23/02	--	--	--	--	Blk,Turbid, sheen
	11/20/02	--	--	--	--	Blk,Turbid, sheen
	05/26/03	--	--	--	--	Blk,Turbid, sheen
	11/13/03	--	--	--	--	Blk,Turbid, sheen
	06/09/04	--	--	--	--	Blk,Turbid, sheen
	05/25/05	--	6.94	15.1	2520	--
	07/12/06	--	--	--	--	Blk,Turbid, sheen
	07/27/07	--	--	--	--	Black, susp solids, odor, sheen
	09/25/08	--	--	--	--	Black, susp solids, odor, sheen
	08/06/09	--	--	--	--	Black, susp solids, odor, sheen
	05/20/10	--	--	--	--	Black, susp solids, odor, sheen
	09/09/11	--	--	--	--	Sheen, odor, susp solids
	06/13/12	--	--	--	--	Sheen, odor, susp solids, bailed down
	07/24/13	--	--	--	--	Sheen, odor, susp solids, bailed down
6-28	11/11/96	6.58	7.40	15.0	2600	Cloudy
	05/27/97	8.24	7.85	20.0	2590	Cloudy
	11/12/97	5.74	7.52	14.5	2700	Clear
	06/16/98	10.4	7.68	19.8	3220	Clear
	06/07/99	--	7.70	14.5	2950	Clear
	06/27/00	7.3	7.72	14.9	3180	Clear
	06/22/01	--	7.93	16.4	3260	Clear
	04/22/02	8.4	7.80	17.5	3330	Clear
	05/24/03	7.6	7.85	16.6	3200	Clear
	06/08/04	6.4	7.60	15.3	3263	Clear
	05/19/10	7.6	7.44	14.2	3251	Clear
	09/08/11	4.0	7.29	16.3	3104	Clear, bailed dry
	06/13/12	6.9	7.33	15.8	3141	Clear, bailed dry
	07/26/13	6.5	7.36	15.4	3091	Clear, bailed dry
6-30	11/11/96	10.84	7.88	18.0	1710	Cloudy
	05/27/97	9.1	7.81	19.2	1800	Cloudy
	11/12/97	7.33	7.88	16.0	810	Clear
	06/16/98	8.0	7.63	17.1	1700	Clear
	06/07/99	--	7.83	17.5	1900	Clear
	06/27/00	5.4	7.43	15.1	2510	Clear
	06/22/01	6.9	7.71	15.4	2280	Clear
	04/22/02	8.2	7.64	16.6	2320	Clear
	05/24/03	1.0	7.35	16.8	2590	Clear, roots in well
	06/08/04	6.6	7.05	15.8	3054	Clear, roots in well

Table 4. Summary of Field Measured Parameters
Compressor Station No. 6 - Laguna, NM

Well ID	*Date*	*Dissolved Oxygen (mg/L)*	*pH*	*Temperature °C*	*Electrical Conductivity (mmhos)*	*Remarks*
6-33	05/28/97	7.58	7.59	19.5	2880	Cloudy
	06/16/98	7.6	7.40	32.6	3110	Clear
	06/07/99	--	7.51	15.3	2730	Clear
	06/27/00	7.8	7.55	14.7	3140	Clear
	06/22/01	--	--	--	--	Bailed Dry
	04/22/02	9.1	7.64	16.9	3290	Clear
	05/24/03	7.6	7.63	16.5	3200	Clear
	06/08/04	6.2	7.39	15.3	3226	Cloudy
	05/19/10	7.7	7.25	14.2	3217	Cloudy
	09/08/11	3.8	7.26	16.5	3044	Clear, bailed dry
	06/13/12	6.4	7.36	14.9	3077	Clear, bailed dry
	07/26/13	4.4	7.11	15.5	2974	Cloudy, bailed dry
6-34	11/12/96	7.30	6.95	17.8	1280	HC odor, slightly cloudy
	05/27/97	3.24	6.96	15.9	1755	Cloudy, yellowish color
	11/13/97	3.69	7.04	14.1	1640	Cloudy w/black spec's, HC odor
	06/17/98	1.9	6.80	17.2	2640	Clear w/black spec's, HC odor
	06/09/99	3.1	6.58	15.8	3000	Clear w/black spec's
	06/27/00	0.0	6.82	16.4	2200	Clear w/black spec's, HC odor
	06/23/01	0.5	7.10	16.4	2300	Black Turbid Odor
	04/25/02	0.6	6.97	15.3	2060	Cloudy w/ blk susp solids, odor
	05/26/03	0.7	6.92	16.3	1637	Turbid w/ blk susp. solids
	06/10/04	1.9	6.74	14.8	1479	Turbid
	05/26/05	--	6.69	15.4	1541	--
	07/11/06	1.5	6.73	16.7	1366	Clear
	07/27/07	1.9	--	15.5	1371	Clear w/black susp solids, odor
	09/25/08	1.4	7.04	17.0	1326	Clear w/black susp solids
	08/07/09	1.6	6.56	16.2	2581	Cloudy
6-35	05/28/97	3.37	7.01	16.6	2420	Slity, black tint, HC odor
	06/17/98	1.2	6.65	17.4	1678	Clear, HC odor
	12/10/98	1.3	6.98	13.3	1840	Clear, Amber w/blk flec's, odor
	06/08/99	1.9	6.92	17.4	2730	Clear, Lt. Amber, odor
	10/18/99	0.0	6.88	18.1	2050	Turbid w/ blk flec's, odor
	06/28/00	0.0	6.80	16.5	2140	Turbid w/ blk flec's, odor
	11/18/00	1.4	6.95	17.9	2240	Turbid w/ blk flec's, odor
	06/23/01	0.6	6.76	16.7	1734	Clear w/black spec's, HC odor
	10/25/01	1.1	7.00	19.8	1924	Clear w/black spec's, odor
	04/25/02	1.1	6.97	16.0	1901	Clear w/black spec's, odor
	11/21/02	1.3	6.96	19.5	1833	Clear w/black spec's, odor
	05/26/03	0.4	7.00	16.5	1724	Clear w/black spec's
	11/13/03	1.0	6.74	17.3	1531	Clear w/black spec's
	06/10/04	1.2	6.72	15.4	1719	Black, turbid, odor
	05/26/05	--	6.76	15.7	1628	Black, brakish
	07/11/06	1.5	6.76	17.3	1445	Clear w/black spec's

Table 4. Summary of Field Measured Parameters
Compressor Station No. 6 - Laguna, NM

Well ID	*Date*	*Dissolved Oxygen (mg/L)*	*pH*	*Temperature °C*	*Electrical Conductivity (mmhos)*	*Remarks*
6-36	11/12/96	4.30	6.91	16.5	3100	Cloudy
	05/27/97	6.98	7.07	20.2	2990	Cloudy
	11/13/97	5.03	6.85	13.8	3350	Clear
	06/17/98	6.0	6.89	17.6	435	Cloudy
	12/11/98	4.3	6.95	13.5	3670	Cloudy
	06/09/99	8.7	6.87	14.6	3510	Clear
	10/18/99	4.9	7.07	16.7	3550	Cloudy
	07/01/00	6.4	7.07	15.4	3540	Clear
	11/19/00	5.4	7.05	17.7	3650	Clear
	06/25/01	5.0	7.09	15.9	3680	Clear
	10/24/01	2.6	7.03	19.2	4010	Clear
	04/25/02	4.9	7.20	16.2	3690	Clear
	11/21/02	3.6	7.15	18.9	3780	Clear
	05/27/03	6.2	7.24	16.7	3520	Clear
	11/13/03	5.7	7.13	16.5	3041	Clear
	06/08/04	5.4	7.11	15.3	3441	Clear
	05/25/05	--	7.23	14.4	3460	--
	07/12/06	4.9	7.22	16.3	2802	Clear
	07/26/07	5.1	--	15.7	2832	Cloudy
	09/25/08	5.0	7.47	16.5	2509	Clear
	08/06/09	6.0	7.01	16.2	3222	Clear
	05/19/10	7.5	6.96	14.0	3223	Clear
	09/08/11	3.8	7.05	16.8	3061	Clear, bailed down
	06/13/12	6.4	7.08	15.3	3100	Clear, bailed down
	07/24/13	6.0	6.88	16.9	3020	Clear
6-37	11/13/96	5.50	7.01	17.5	1200	Clear, slight HC odor
	05/29/97	5.0	7.15	16.1	1385	Slightly cloudy, HC odor
	11/14/97	5.53	6.95	14.4	1290	Turbid
	06/17/98	4.0	7.18	17.0	1438	Turbid, HC odor
	12/10/98	3.4	7.23	13.8	1373	Cloudy
	06/09/99	--	7.18	16.8	1470	Clear
	10/18/99	0.4	7.17	17.7	1304	Cloudy
	06/27/00	2.2	7.14	16.8	1311	Clear, slight odor
	11/20/00	4.2	7.26	18.0	1334	Clear
	06/25/01	4.6	7.18	16.6	1407	Clear, slight odor
	04/24/02	7.9	7.34	16.3	2120	Turbid
	11/21/02	3.1	7.07	19.4	1475	Cloudy
	05/27/03	2.5	7.17	16.8	1833	Clear
	11/13/03	2.9	7.13	16.8	1539	Clear
	06/10/04	3.3	7.11	15.5	1373	Clear
	05/26/05	--	7.06	15.2	1290	--
	07/13/06	7.1	7.07	16.9	1678	Cloudy
	07/27/07	5.9	--	16.0	1635	Cloudy
	09/26/08	6.5	7.45	17.3	1601	Cloudy
	08/07/09	7.8	7.12	16.3	2186	Turbid

Table 4. Summary of Field Measured Parameters
Compressor Station No. 6 - Laguna, NM

Well ID	*Date*	*Dissolved Oxygen (mg/L)*	*pH*	*Temperature °C*	*Electrical Conductivity (mmhos)*	*Remarks*
6-38	05/28/97	5.21	7.72	17.0	2510	Clear
	06/24/01	--	--	--	--	Purged well
	10/25/01	--	--	--	--	No parameters, sheen
	04/25/02	--	--	--	--	No parameters, sheen
	11/21/02	--	--	--	--	No parameters, sheen
	05/27/03	--	--	--	--	No parameters, sheen
	11/14/03	--	--	--	--	No parameters, sheen
	06/10/04	--	--	--	--	No parameters, sheen
6-39	11/12/96	NA	6.99	19.0	2600	Clear, strong HC odor, oily
	05/27/97	3.0	7.24	17.8	2910	Silty, black color, HC odor
	11/13/97	2.97	7.21	16.2	1120	Yellowish tint, HC odor
	06/08/99	--	--	--	--	Black, strong odor, sheen on top
	06/28/00	--	--	--	--	Blk susp solids, strong odor, sheen
	06/26/01	--	--	--	--	Clear w/susp solids, odor, sheen.film on top
	10/25/01	--	--	--	--	Clear w/blk susp solids, odor, sheen
	04/25/02	--	--	--	--	No parameters, sheen
	11/21/02	--	--	--	--	No parameters, sheen
	05/27/03	--	--	--	--	No parameters, sheen
	11/14/03	--	--	--	--	No parameters, sheen
	06/10/04	--	--	--	--	No parameters, sheen
6-40	12/10/98	5.4	7.03	12.1	1894	Clear, Odor
	06/08/99	5.14	6.96	15.1	1690	Clear, Odor
	10/16/99	1.4	7.17	16.7	2030	Cloudy, strong odor
	07/01/00	0.7	7.11	15.4	1822	Cloudy, amber tint, odor
	11/20/00	2.7	7.27	17.3	2160	Clear, Odor
	06/25/01	1.7	7.07	16.9	1869	Clear, Odor
	10/23/01	0.9	7.12	18.4	1950	Clear, Odor
	04/23/02	1.2	7.03	16.2	1952	Clear, Odor
	11/20/02	1.8	7.18	18.6	2040	Clear, Odor
	05/26/03	0.8	7.14	16.8	1780	Clear, amber tint, odor
	11/13/03	1.0	7.00	16.1	1609	Clear
	06/10/04	4.3	7.20	14.6	1844	Clear, strong odor
	05/24/05	--	7.10	15.7	1793	--
	07/12/06	1.7	7.20	15.8	1403	Clear, strong odor
	07/26/07	1.5	--	15.2	1373	Clear, Odor
	09/25/08	2.1	7.41	16.3	1385	Clear
	08/06/09	1.6	6.91	15.8	1934	Clear, Odor
	05/20/10	2.5	6.90	14.1	1924	Clear
	09/09/11	1.9	6.95	15.7	1814	Cloudy, Odor
	06/14/12	1.4	6.93	14.7	1782	Clear, bailed down
	07/25/13	2.0	6.78	15.9	1928	Clear, bailed down

Table 4. Summary of Field Measured Parameters
Compressor Station No. 6 - Laguna, NM

Well ID	*Date*	*Dissolved Oxygen (mg/L)*	*pH*	*Temperature °C*	*Electrical Conductivity (mmhos)*	*Remarks*
6-41	12/10/98	7.2	7.55	13.0	2450	Slightly turbid, light odor
	06/08/99	5.78	7.09	15.8	1630	Clear
	10/16/99	3.0	7.40	16.6	2770	Clear
	07/01/00	1.3	7.22	15.2	2500	Clear, odor
	11/19/00	4.2	7.40	17.3	3430	Clear, odor
	06/24/01	4.3	7.36	15.6	3260	Clear
	10/24/01	4.0	7.37	18.2	3360	Clear
	04/24/02	5.0	7.41	15.8	3700	Clear
	11/20/02	5.8	7.48	18.6	3750	Clear
	05/27/03	3.4	7.44	16.6	2250	Clear
	11/13/03	2.1	7.22	16.0	2151	Clear
	06/10/04	6.4	7.40	15.1	2470	Clear
	05/24/05	--	7.10	15.0	2180	--
	07/12/06	2.3	7.28	15.4	1741	Clear
	07/26/07	2.3	--	15.0	1741	Clear
	09/25/08	2.4	7.46	16.4	1777	Clear
	08/06/09	3.2	7.16	15.7	2975	Clear
	05/20/10	4.7	7.01	14.0	3640	Clear
	09/09/11	2.5	7.01	15.6	5470	Black, turbid, odor
	06/14/12	1.7	7.06	14.3	3003	Cloudy, bailed down
	07/25/13	2.4	7.01	16.0	1775	Clear, bailed down
6-42	06/08/99	5.9	5.91	14.8	2180	Cloudy
	10/16/99	6.8	7.51	16.7	2380	Clear
	07/01/00	6.6	7.39	15.2	2350	Clear
	11/19/00	6.6	7.51	17.4	2670	Cloudy
	06/24/01	8.5	7.45	15.8	2540	Clear
	10/24/01	7.7	7.52	18.5	2410	Clear
	04/24/02	7.3	7.61	15.8	2780	Cloudy
	11/20/02	7.0	7.52	18.8	2950	Clear
	05/27/03	7.5	7.69	16.7	2510	Clear
	11/13/03	6.5	7.43	15.9	1855	Clear
	06/10/04	8.6	7.63	16.0	2140	Clear
	05/24/05	--	7.32	14.7	2010	--
	07/12/06	5.6	7.45	15.7	1632	Clear
	07/26/07	5.9	--	15.2	1608	Cloudy
	09/25/08	5.4	7.59	16.2	1529	Clear
	08/06/09	6.4	7.12	16.1	2087	Clear
	05/19/10	7.8	7.16	13.8	2452	Clear
	09/08/11	4.1	7.15	16.3	2644	Clear
	06/13/12	7.6	7.16	14.6	2568	Clear, bailed dry
	07/25/13	6.4	6.97	16.6	1819	Clear

Table 4. Summary of Field Measured Parameters
Compressor Station No. 6 - Laguna, NM

Well ID	*Date*	*Dissolved Oxygen (mg/L)*	*pH*	*Temperature °C*	*Electrical Conductivity (mmhos)*	*Remarks*
6-43	12/10/98	7.6	7.49	14.4	4260	Cloudy
	06/08/99	6.06	7.29	15.4	3560	Clear
	10/16/99	7.2	7.55	16.0	4290	Clear
	06/29/00	7.5	7.46	15.1	4290	Clear
	11/19/00	8.1	7.46	17.2	4400	Clear
	06/24/01	9.6	7.50	15.2	4260	Clear
	10/23/01	9.1	7.46	18.2	4400	Clear
	04/24/02	8.8	7.49	15.8	4340	Turbid
	11/19/02	8.8	7.45	18.3	4370	Clear
	05/25/03	8.6	7.53	16.2	4310	Clear
	11/14/03	7.2	7.34	16.1	3756	Clear
	06/10/04	8.8	7.50	14.9	4410	--
6-44	12/10/98	7.5	7.41	13.4	4280	Clear
	06/08/99	6.8	7.29	18.0	3520	Clear
	10/16/99	8.1	7.53	16.6	4380	Clear
	07/01/00	8.8	7.44	15.3	4320	Clear
	11/19/00	7.9	7.48	17.5	4430	Clear
	06/25/01	--	7.47	16.1	4280	Clear
	10/24/01	8.9	7.44	18.7	4380	Clear
	04/24/02	9.2	7.47	16.2	4330	Clear
	11/19/02	8.6	7.47	18.7	4390	Clear
	05/24/03	8.4	7.53	16.8	4290	Clear
	11/14/03	6.6	7.37	16.7	3799	Clear
	06/10/04	6.8	7.28	15.2	4313	Clear
	05/24/05	--	7.20	15.8	4410	--
	07/12/06	7.1	7.51	15.9	3614	Clear
	07/26/07	7.0	--	15.7	3758	Clear
	09/25/08	6.7	7.67	16.6	3389	Clear
	08/06/09	7.4	7.16	16.1	4360	Clear
	05/20/10	8.1	7.10	14.3	4378	Clear
	09/09/11	7.3	7.25	16.1	4167	Clear, bailed down
	06/14/12	7.2	7.09	15.2	4228	Clear, bailed down
	07/25/13	7.3	7.18	16.3	4134	Clear, bailed down

Table 4. Summary of Field Measured Parameters
Compressor Station No. 6 - Laguna, NM

Well ID	*Date*	*Dissolved Oxygen (mg/L)*	*pH*	*Temperature °C*	*Electrical Conductivity (mmhos)*	*Remarks*
6-45	06/27/00	8.1	7.46	15.1	3960	Cloudy
	11/18/00	8.2	7.44	16.7	4140	Clear
	06/22/01	--	7.80	15.6	3960	Clear
	10/23/01	8.5	7.54	18.5	4020	Clear
	04/22/02	9.5	7.68	16.6	4050	Clear
	11/19/02	9.2	7.62	18.5	3980	Clear
	05/24/03	8.9	7.73	17.1	3850	Clear
	11/12/03	7.3	7.57	15.9	3432	Clear
	06/08/04	7.4	7.54	17.1	3892	Clear
	05/23/05	--	7.44	15.7	3970	--
	07/12/06	6.9	7.55	15.7	3307	Clear
	07/26/07	7.2	--	14.9	3118	Clear
	09/24/08	7.3	7.56	16.0	3033	Clear
	08/05/09	9.8	7.13	15.8	3997	Clear
	05/19/10	8.5	7.24	14.1	4015	Clear
	09/08/11	4.7	7.24	16.2	3822	Clear, bailed dry
	06/13/12	7.6	7.44	16.6	3877	Clear, bailed dry
	07/26/13	6.9	7.42	15.7	3792	Clear, bailed dry
6-46	06/27/00	7.0	7.52	14.9	2570	Clear
	11/18/00	6.8	7.51	17.2	2720	Clear
	06/22/01	--	7.73	15.7	3020	Clear
	10/23/01	8.2	7.60	18.3	2950	Clear
	04/22/02	9.3	7.58	16.1	3960	Clear
	11/19/02	8.9	7.58	18.6	4160	Cloudy
	05/24/03	8.8	7.63	16.6	4310	Clear
	11/12/03	7.2	7.57	16.0	2544	Clear
	06/08/04	7.7	7.45	15.5	2795	Clear
	05/23/05	--	7.37	15.2	2430	--
	07/12/06	1.7	7.42	15.5	1858	Cloudy, Roots in well
	07/26/07	1.7	--	15.1	1793	Cloudy
	09/24/08	1.8	7.49	16.4	1632	Clear
	08/05/09	6.0	7.15	16.6	2185	Clear
	05/19/10	7.2	7.42	14.0	2366	Clear
	09/08/11	2.4	6.95	16.1	3300	Clear, bailed dry
	06/13/12	3.0	7.10	14.6	3950	Clear w/susp solids, bailed dry
	07/26/13	1.9	6.96	15.8	6757	Clear, bailed dry
6-47	06/27/00	4.0	7.15	15.1	3460	Clear
	11/18/00	4.4	7.22	16.6	3660	Cloudy
	06/22/01	--	7.34	16.4	3380	Turbid
	10/23/01	3.7	7.16	18.3	3620	Cloudy
	04/22/02	4.8	7.26	15.6	3660	Cloudy
	11/19/02	5.9	7.14	18.5	3720	Clear
	05/24/03	4.3	7.30	16.4	3610	Clear
	11/12/03	2.6	7.02	16.2	2334	Cloudy
	06/08/04	3.7	7.03	15.4	3731	Clear
	05/23/05	--	7.12	15.3	3880	--
	07/12/06	1.6	7.09	15.1	3116	Clear
	07/26/07	1.1	--	15.3	3193	Clear
	09/24/08	1.8	7.18	16.4	2870	Clear
	08/05/09	2.7	6.64	16.2	3695	Clear
	05/19/10	2.9	6.96	13.8	3705	Clear
	09/08/11	2.0	6.98	16.2	3652	Turbid, bailed dry
	06/13/12	4.5	7.02	14.6	3662	Cloudy, bailed dry
	07/26/13	3.6	6.76	15.7	3516	Clear, bailed dry

Table 4. Summary of Field Measured Parameters
Compressor Station No. 6 - Laguna, NM

Well ID	*Date*	*Dissolved Oxygen (mg/L)*	*pH*	*Temperature °C*	*Electrical Conductivity (mmhos)*	*Remarks*
6-48	06/27/00	7.2	7.49	15.6	3910	Cloudy
	11/18/00	8.1	7.54	16.6	4110	Clear
	06/22/01	--	7.77	--	3940	Clear
	10/23/01	8.2	7.58	18.0	3960	Clear
	04/22/02	9.3	7.63	16.3	4020	Clear
	11/19/02	9.7	7.49	18.1	3960	Clear
	05/24/03	8.5	7.68	16.6	3970	Clear
	11/12/03	7.2	7.47	15.7	3440	Clear
	06/08/04	7.7	7.44	16.6	3986	Cloudy
6-49	11/18/00	--	--	--	--	Insufficient water for parameters
	06/22/01	--	7.61	15.7	3560	Clear
	10/23/01	7.6	7.40	18.0	3750	Clear
	04/22/02	8.7	7.47	16.4	3780	Clear
	11/19/02	8.4	7.43	18.1	3820	Clear
	05/24/03	8.0	7.53	16.7	3720	Clear
	11/12/03	6.9	7.41	15.5	3290	Clear
	06/08/04	7.4	7.37	16.9	3766	Clear
	05/23/05	--	7.50	15.8	3850	--
	07/12/06	6.7	7.31	15.7	3081	Clear
	07/26/07	6.8	--	16.7	3301	Clear
	09/24/08	7.1	7.60	17.6	2964	Clear
	08/05/09	9.3	7.16	18.4	3775	Clear
6-50	11/18/00	7.8	7.44	16.6	4190	Turbid
	06/22/01	--	7.52	16.3	4060	Clear
	10/23/01	8.0	7.34	18.2	4120	Clear
	04/22/02	9.6	7.43	16.3	4180	Clear
	11/19/02	10.0	7.39	18.4	4170	Clear
	05/24/03	8.8	7.45	17.1	4050	Clear
	11/12/03	7.0	7.34	15.6	3600	Clear
	06/08/04	8.9	7.02	17.7	3894	Cloudy
	05/23/05	--	7.47	17.0	4210	--
6-51	06/27/00	6.7	9.13	15.0	2870	Cloudy
	11/18/00	6.1	8.06	16.2	3770	Clear
	06/22/01	--	7.98	15.1	3820	Clear
	10/23/01	8.5	7.78	17.4	3690	Clear
	04/22/02	8.1	7.65	16.5	3840	Clear
	11/19/02	8.4	7.60	17.8	3860	Clear
	05/24/03	7.2	7.66	16.4	3810	Clear
	11/12/03	6.3	7.55	15.3	3276	Clear
	06/08/04	6.4	7.46	15.0	3741	Clear
	05/23/05	--	7.59	15.9	3900	--
	07/12/06	6.7	7.51	14.9	3185	Clear
	07/26/07	7.0	--	14.7	3275	Clear
	09/24/08	6.6	7.68	15.4	2946	Clear
	08/05/09	9.5	7.11	15.6	3852	Clear
	05/19/10	7.9	7.28	14.3	3898	Clear
	09/08/11	4.5	7.41	15.9	3837	Clear, bailed dry
	06/13/12	7.5	7.24	14.8	3871	Clear, bailed dry
	07/26/13	6.8	7.21	15.2	3901	Clear, bailed dry

Table 4. Summary of Field Measured Parameters
Compressor Station No. 6 - Laguna, NM

Well ID	*Date*	*Dissolved Oxygen (mg/L)*	*pH*	*Temperature °C*	*Electrical Conductivity (mmhos)*	*Remarks*
6-52	11/18/00	--	7.98	15.1	3820	Clear
	06/22/01	--	8.02	16.3	3160	Clear
	10/23/01	8.1	8.02	17.4	3310	Clear
	04/22/02	8.9	7.97	16.5	3500	Clear
	11/19/02	8.8	7.68	17.8	3540	Clear
	05/24/03	8.4	7.75	17.1	3510	Clear
	11/12/03	7.1	7.48	15.1	3140	Clear
	06/08/04	7.3	7.39	15.5	3662	Clear
	05/23/05	--	7.48	15.3	3760	--
	07/12/06	7.0	7.49	15.2	3043	Clear
	07/26/07	7.1	--	14.9	3176	Clear
	09/24/08	7.5	7.64	15.3	2807	Clear
	08/05/09	9.8	6.81	15.7	3729	Clear
	05/19/10	8.6	7.20	14.5	3776	Clear
	09/08/11	4.7	7.29	15.8	3683	Clear, bailed dry
	06/13/12	7.5	7.25	14.9	3769	Clear, bailed dry
	07/26/13	7.2	7.12	15.3	3723	Clear, bailed dry
6-53	06/27/00	--	--	--	--	Insufficient water for parameters
6-PW6	05/28/97	4.33	7.48	16.2	1237	Clear
	06/16/98	3.2	7.20	16.7	1533	Clear
	06/08/99	3.1	7.28	17.0	1599	Cloudy
	06/28/00	1.2	7.14	16.7	1571	Cloudy
	06/23/01	1.3	7.16	17.1	1482	Cloudy
	04/25/02	3.4	7.30	16.4	1795	Turbid
	05/24/03	1.3	7.17	17.2	1480	Cloudy
	06/09/04	2.0	7.09	16.6	1667	Slightly Cloudy

Notes:
HC = Hydrocarbon
NA = Not available
Dissolved Oxygen = measurment by D. O. meter / measurment by Hach kit (if taken)

TABLE 5

LIST OF WELLS TO BE REMOVED FROM THE REMEDIATION PROGRAM
COMPRESSOR STATION NO. 6 - LAGUNA, NM

Well	*Date of Completion*	*Date Last Sampled*	*Total Depth of Boring (ft bgs)*	*Screen Interval (ft bgs)*	*Comments*
6-06	04/09/91	06/09/04	25.0	9.2-24.2	all contaminants < MCL for last 15 consecutive sample events
6-18	05/28/92	06/10/04	26.0	5.0-25.0	all contaminants < MCL for last 14 consecutive sample events
6-23	07/15/92	06/14/95	25.5	5.0-25.0	dry well since 06/14/95
6-30	03/19/93	06/09/04	26.0	11.0-26.0	all contaminants < MCL for last 17 consecutive sample events
6-34	10/21/93	08/07/09	22.5	7.0-22.0	all contaminants < MCL for last 21 consecutive sample events
6-37	10/26/93	08/07/09	26.0	7.5-24.5	all contaminants < MCL for last 7 consecutive sample events
6-38	10/28/93	06/10/04	25.5	10.0-25.0	all contaminants < MCL for last 12 consecutive sample events
6-39	10/28/93	06/10/04	26.0	10.0-25.0	all contaminants < MCL for last 16 consecutive sample events
6-48	03/10/00	06/09/04	23.0	12.3-22.3	all contaminants < MCL for last 10 consecutive sample events; located within 10' of well 6-51
6-49	03/10/00	08/06/09	23.4	12.0-22.0	all contaminants < MCL for last 13 consecutive sample events; located within 10' of well 6-52
6-53	06/12/00	06/28/00	31.6	16.0-31.0	dry well since 06/28/00; located within 10' of well 6-50
6-CH-1	10/05/90	na	100.0	open corehole	shallow water zone cased off
6-CH-2	10/09/90	na	100.0	open corehole	shallow water zone cased off
6-CH-3	10/11/90	06/05/92	18.0	open corehole	clean well outside of affected areas
6-CH-4	10/15/90	06/05/92	23.0	open corehole	clean well outside of affected areas
6-CH-5	10/17/90	na	98.0	open corehole	shallow water zone cased off
6-PW1	03/14/91	03/20/92	25.0	5.0-25.0	clean well outside of affected areas
6-PW2	03/14/91	03/20/92	17.0	5.0-17.0	clean well outside of affected areas
6-PW3	03/15/91	04/27/92	20.0	4.0-20.0	clean well outside of affected areas
6-PW4	03/15/91	03/20/92	20.0	7.5-20.0	clean well outside of affected areas
6-PW5	03/16/91	na	20.0	5.0-20.0	dry well since 05/23/05
6-PW6	03/16/91	06/09/04	20.0	5.0-20.0	all contaminants < MCL for last 13 consecutive sample events
6-PW7	03/26/91	na	30.0	10.0-30.0	dry well since 05/23/05
6-PW8	03/27/91	na	25.0	5.0-25.0	clean well outside of affected areas

Appendix A

Analytical Report

HALL
ENVIRONMENTAL
ANALYSIS
LABORATORY

COVER LETTER

Thursday, August 09, 2013

George Robinson
Cypress Engineering
7171 Highway 6 North Suite 102
Houston, TX 77095-2422
TEL: (281) 797-3420
FAX: (281) 859-1881

RE: TWP Laguna Sta 6 Order No: 1307C25/1307B32

Dear George Robinson:

Hall Environmental Analysis Laboratory received 33 samples on 7/26//2013 for the analyses presented in the following report.

These were analyzed according to EPA procedures or equivalent.

Reporting limits are determined by EPA methodology. No determination of compounds below these (denoted by the ND or < sign) has been made.

Please don't hesitate to contact HEAL for any additional information or clarifications.

Sincerely,

Andy Freeman, Laboratory Manager

AZ license #AZ0682
NMED-DWB Cert #NM9425
NMED Micro Cert #NM0190

4901 Hawkins NE ■ Suite D ■ Albuquerque, NM 87109
505.345.3975 ■ Fax 505.345.4107
www.hallenvironmental.com

Analytical Report
Lab Order **1307B32**
Date Reported: **7/31/2013**

Hall Environmental Analysis Laboratory, Inc.

CLIENT: Cypress Engineering
Project: TWP Laguna Sta 6
Lab ID: 1307B32-001 **Matrix:** AQUEOUS

Client Sample ID: 6-20C
Collection Date: 7/24/2013 10:15:00 AM
Received Date: 7/25/2013 7:30:00 AM

Analyses	Result	RL	Qual	Units	DF	Date Analyzed	Batch
EPA METHOD 8082: PCB'S						Analyst:	**SCC**
Aroclor 1016	ND	1.0		µg/L	1	7/30/2013 11:44:10 AM	8583
Aroclor 1221	ND	1.0		µg/L	1	7/30/2013 11:44:10 AM	8583
Aroclor 1232	ND	1.0		µg/L	1	7/30/2013 11:44:10 AM	8583
Aroclor 1242	14	1.0		µg/L	1	7/30/2013 11:44:10 AM	8583
Aroclor 1248	ND	1.0		µg/L	1	7/30/2013 11:44:10 AM	8583
Aroclor 1254	ND	1.0		µg/L	1	7/30/2013 11:44:10 AM	8583
Aroclor 1260	ND	1.0		µg/L	1	7/30/2013 11:44:10 AM	8583
Surr: Decachlorobiphenyl	68.4	23.9-124		%REC	1	7/30/2013 11:44:10 AM	8583
Surr: Tetrachloro-m-xylene	56.0	28.1-139		%REC	1	7/30/2013 11:44:10 AM	8583
EPA METHOD 8260B: VOLATILES						Analyst:	**DJF**
Benzene	2.0	1.0		µg/L	1	7/26/2013 11:50:37 AM	R12231
Toluene	ND	1.0		µg/L	1	7/26/2013 11:50:37 AM	R12231
Ethylbenzene	2.2	1.0		µg/L	1	7/26/2013 11:50:37 AM	R12231
Methyl tert-butyl ether (MTBE)	ND	1.0		µg/L	1	7/26/2013 11:50:37 AM	R12231
1,2,4-Trimethylbenzene	5.3	1.0		µg/L	1	7/26/2013 11:50:37 AM	R12231
1,3,5-Trimethylbenzene	ND	1.0		µg/L	1	7/26/2013 11:50:37 AM	R12231
1,2-Dichloroethane (EDC)	ND	1.0		µg/L	1	7/26/2013 11:50:37 AM	R12231
1,2-Dibromoethane (EDB)	ND	1.0		µg/L	1	7/26/2013 11:50:37 AM	R12231
Naphthalene	ND	2.0		µg/L	1	7/26/2013 11:50:37 AM	R12231
1-Methylnaphthalene	ND	4.0		µg/L	1	7/26/2013 11:50:37 AM	R12231
2-Methylnaphthalene	ND	4.0		µg/L	1	7/26/2013 11:50:37 AM	R12231
Acetone	ND	10		µg/L	1	7/26/2013 11:50:37 AM	R12231
Bromobenzene	ND	1.0		µg/L	1	7/26/2013 11:50:37 AM	R12231
Bromodichloromethane	ND	1.0		µg/L	1	7/26/2013 11:50:37 AM	R12231
Bromoform	ND	1.0		µg/L	1	7/26/2013 11:50:37 AM	R12231
Bromomethane	ND	3.0		µg/L	1	7/26/2013 11:50:37 AM	R12231
2-Butanone	ND	10		µg/L	1	7/26/2013 11:50:37 AM	R12231
Carbon disulfide	ND	10		µg/L	1	7/26/2013 11:50:37 AM	R12231
Carbon Tetrachloride	ND	1.0		µg/L	1	7/26/2013 11:50:37 AM	R12231
Chlorobenzene	ND	1.0		µg/L	1	7/26/2013 11:50:37 AM	R12231
Chloroethane	2.7	2.0		µg/L	1	7/26/2013 11:50:37 AM	R12231
Chloroform	ND	1.0		µg/L	1	7/26/2013 11:50:37 AM	R12231
Chloromethane	ND	3.0		µg/L	1	7/26/2013 11:50:37 AM	R12231
2-Chlorotoluene	ND	1.0		µg/L	1	7/26/2013 11:50:37 AM	R12231
4-Chlorotoluene	ND	1.0		µg/L	1	7/26/2013 11:50:37 AM	R12231
cis-1,2-DCE	ND	1.0		µg/L	1	7/26/2013 11:50:37 AM	R12231
cis-1,3-Dichloropropene	ND	1.0		µg/L	1	7/26/2013 11:50:37 AM	R12231
1,2-Dibromo-3-chloropropane	ND	2.0		µg/L	1	7/26/2013 11:50:37 AM	R12231
Dibromochloromethane	ND	1.0		µg/L	1	7/26/2013 11:50:37 AM	R12231
Dibromomethane	ND	1.0		µg/L	1	7/26/2013 11:50:37 AM	R12231

Refer to the QC Summary report and sample login checklist for flagged QC data and preservation information.

Qualifiers:

*	Value exceeds Maximum Contaminant Level.	B	Analyte detected in the associated Method Blank
E	Value above quantitation range	H	Holding times for preparation or analysis exceeded
J	Analyte detected below quantitation limits	ND	Not Detected at the Reporting Limit
O	RSD is greater than RSDlimit	P	Sample pH greater than 2 for VOA and TOC only.
R	RPD outside accepted recovery limits	RL	Reporting Detection Limit

Hall Environmental Analysis Laboratory, Inc.

CLIENT: Cypress Engineering
Project: TWP Laguna Sta 6
Lab ID: 1307B32-001 **Matrix:** AQUEOUS

Client Sample ID: 6-20C
Collection Date: 7/24/2013 10:15:00 AM
Received Date: 7/25/2013 7:30:00 AM

Analyses	Result	RL	Qual	Units	DF	Date Analyzed	Batch
EPA METHOD 8260B: VOLATILES						Analyst:	**DJF**
1,2-Dichlorobenzene	ND	1.0		µg/L	1	7/26/2013 11:50:37 AM	R12231
1,3-Dichlorobenzene	ND	1.0		µg/L	1	7/26/2013 11:50:37 AM	R12231
1,4-Dichlorobenzene	ND	1.0		µg/L	1	7/26/2013 11:50:37 AM	R12231
Dichlorodifluoromethane	ND	1.0		µg/L	1	7/26/2013 11:50:37 AM	R12231
1,1-Dichloroethane	92	1.0		µg/L	1	7/26/2013 11:50:37 AM	R12231
1,1-Dichloroethene	31	1.0		µg/L	1	7/26/2013 11:50:37 AM	R12231
1,2-Dichloropropane	ND	1.0		µg/L	1	7/26/2013 11:50:37 AM	R12231
1,3-Dichloropropane	ND	1.0		µg/L	1	7/26/2013 11:50:37 AM	R12231
2,2-Dichloropropane	ND	2.0		µg/L	1	7/26/2013 11:50:37 AM	R12231
1,1-Dichloropropene	ND	1.0		µg/L	1	7/26/2013 11:50:37 AM	R12231
Hexachlorobutadiene	ND	1.0		µg/L	1	7/26/2013 11:50:37 AM	R12231
2-Hexanone	ND	10		µg/L	1	7/26/2013 11:50:37 AM	R12231
Isopropylbenzene	ND	1.0		µg/L	1	7/26/2013 11:50:37 AM	R12231
4-Isopropyltoluene	ND	1.0		µg/L	1	7/26/2013 11:50:37 AM	R12231
4-Methyl-2-pentanone	ND	10		µg/L	1	7/26/2013 11:50:37 AM	R12231
Methylene Chloride	ND	3.0		µg/L	1	7/26/2013 11:50:37 AM	R12231
n-Butylbenzene	ND	3.0		µg/L	1	7/26/2013 11:50:37 AM	R12231
n-Propylbenzene	ND	1.0		µg/L	1	7/26/2013 11:50:37 AM	R12231
sec-Butylbenzene	ND	1.0		µg/L	1	7/26/2013 11:50:37 AM	R12231
Styrene	ND	1.0		µg/L	1	7/26/2013 11:50:37 AM	R12231
tert-Butylbenzene	ND	1.0		µg/L	1	7/26/2013 11:50:37 AM	R12231
1,1,1,2-Tetrachloroethane	ND	1.0		µg/L	1	7/26/2013 11:50:37 AM	R12231
1,1,2,2-Tetrachloroethane	ND	2.0		µg/L	1	7/26/2013 11:50:37 AM	R12231
Tetrachloroethene (PCE)	ND	1.0		µg/L	1	7/26/2013 11:50:37 AM	R12231
trans-1,2-DCE	ND	1.0		µg/L	1	7/26/2013 11:50:37 AM	R12231
trans-1,3-Dichloropropene	ND	1.0		µg/L	1	7/26/2013 11:50:37 AM	R12231
1,2,3-Trichlorobenzene	ND	1.0		µg/L	1	7/26/2013 11:50:37 AM	R12231
1,2,4-Trichlorobenzene	ND	1.0		µg/L	1	7/26/2013 11:50:37 AM	R12231
1,1,1-Trichloroethane	ND	1.0		µg/L	1	7/26/2013 11:50:37 AM	R12231
1,1,2-Trichloroethane	ND	1.0		µg/L	1	7/26/2013 11:50:37 AM	R12231
Trichloroethene (TCE)	ND	1.0		µg/L	1	7/26/2013 11:50:37 AM	R12231
Trichlorofluoromethane	ND	1.0		µg/L	1	7/26/2013 11:50:37 AM	R12231
1,2,3-Trichloropropane	ND	2.0		µg/L	1	7/26/2013 11:50:37 AM	R12231
Vinyl chloride	ND	1.0		µg/L	1	7/26/2013 11:50:37 AM	R12231
Xylenes, Total	3.1	1.5		µg/L	1	7/26/2013 11:50:37 AM	R12231
Surr: 1,2-Dichloroethane-d4	96.3	70-130		%REC	1	7/26/2013 11:50:37 AM	R12231
Surr: 4-Bromofluorobenzene	95.4	70-130		%REC	1	7/26/2013 11:50:37 AM	R12231
Surr: Dibromofluoromethane	90.9	70-130		%REC	1	7/26/2013 11:50:37 AM	R12231
Surr: Toluene-d8	95.9	70-130		%REC	1	7/26/2013 11:50:37 AM	R12231

Refer to the QC Summary report and sample login checklist for flagged QC data and preservation information.

Qualifiers:

*	Value exceeds Maximum Contaminant Level.	B	Analyte detected in the associated Method Blank
E	Value above quantitation range	H	Holding times for preparation or analysis exceeded
J	Analyte detected below quantitation limits	ND	Not Detected at the Reporting Limit
O	RSD is greater than RSDlimit	P	Sample pH greater than 2 for VOA and TOC only.
R	RPD outside accepted recovery limits	RL	Reporting Detection Limit

Hall Environmental Analysis Laboratory, Inc.

CLIENT: Cypress Engineering
Project: TWP Laguna Sta 6
Lab ID: 1307B32-002 **Matrix:** AQUEOUS

Client Sample ID: 6-21C
Collection Date: 7/24/2013 2:15:00 PM
Received Date: 7/25/2013 7:30:00 AM

Analyses	Result	RL	Qual	Units	DF	Date Analyzed	Batch
EPA METHOD 8082: PCB'S						Analyst:	**SCC**
Aroclor 1016	ND	1.0		µg/L	1	7/30/2013 12:29:51 PM	8583
Aroclor 1221	ND	1.0		µg/L	1	7/30/2013 12:29:51 PM	8583
Aroclor 1232	ND	1.0		µg/L	1	7/30/2013 12:29:51 PM	8583
Aroclor 1242	39	1.0		µg/L	1	7/30/2013 12:29:51 PM	8583
Aroclor 1248	ND	1.0		µg/L	1	7/30/2013 12:29:51 PM	8583
Aroclor 1254	ND	1.0		µg/L	1	7/30/2013 12:29:51 PM	8583
Aroclor 1260	ND	1.0		µg/L	1	7/30/2013 12:29:51 PM	8583
Surr: Decachlorobiphenyl	64.0	23.9-124		%REC	1	7/30/2013 12:29:51 PM	8583
Surr: Tetrachloro-m-xylene	54.0	28.1-139		%REC	1	7/30/2013 12:29:51 PM	8583
EPA METHOD 8260B: VOLATILES						Analyst:	**DJF**
Benzene	3.3	1.0		µg/L	1	7/26/2013 12:22:23 PM	R12231
Toluene	2.8	1.0		µg/L	1	7/26/2013 12:22:23 PM	R12231
Ethylbenzene	2.7	1.0		µg/L	1	7/26/2013 12:22:23 PM	R12231
Methyl tert-butyl ether (MTBE)	ND	1.0		µg/L	1	7/26/2013 12:22:23 PM	R12231
1,2,4-Trimethylbenzene	10	1.0		µg/L	1	7/26/2013 12:22:23 PM	R12231
1,3,5-Trimethylbenzene	9.1	1.0		µg/L	1	7/26/2013 12:22:23 PM	R12231
1,2-Dichloroethane (EDC)	ND	1.0		µg/L	1	7/26/2013 12:22:23 PM	R12231
1,2-Dibromoethane (EDB)	ND	1.0		µg/L	1	7/26/2013 12:22:23 PM	R12231
Naphthalene	5.1	2.0		µg/L	1	7/26/2013 12:22:23 PM	R12231
1-Methylnaphthalene	8.5	4.0		µg/L	1	7/26/2013 12:22:23 PM	R12231
2-Methylnaphthalene	9.9	4.0		µg/L	1	7/26/2013 12:22:23 PM	R12231
Acetone	ND	10		µg/L	1	7/26/2013 12:22:23 PM	R12231
Bromobenzene	ND	1.0		µg/L	1	7/26/2013 12:22:23 PM	R12231
Bromodichloromethane	ND	1.0		µg/L	1	7/26/2013 12:22:23 PM	R12231
Bromoform	ND	1.0		µg/L	1	7/26/2013 12:22:23 PM	R12231
Bromomethane	ND	3.0		µg/L	1	7/26/2013 12:22:23 PM	R12231
2-Butanone	ND	10		µg/L	1	7/26/2013 12:22:23 PM	R12231
Carbon disulfide	ND	10		µg/L	1	7/26/2013 12:22:23 PM	R12231
Carbon Tetrachloride	ND	1.0		µg/L	1	7/26/2013 12:22:23 PM	R12231
Chlorobenzene	ND	1.0		µg/L	1	7/26/2013 12:22:23 PM	R12231
Chloroethane	6.2	2.0		µg/L	1	7/26/2013 12:22:23 PM	R12231
Chloroform	ND	1.0		µg/L	1	7/26/2013 12:22:23 PM	R12231
Chloromethane	ND	3.0		µg/L	1	7/26/2013 12:22:23 PM	R12231
2-Chlorotoluene	ND	1.0		µg/L	1	7/26/2013 12:22:23 PM	R12231
4-Chlorotoluene	ND	1.0		µg/L	1	7/26/2013 12:22:23 PM	R12231
cis-1,2-DCE	1.8	1.0		µg/L	1	7/26/2013 12:22:23 PM	R12231
cis-1,3-Dichloropropene	ND	1.0		µg/L	1	7/26/2013 12:22:23 PM	R12231
1,2-Dibromo-3-chloropropane	ND	2.0		µg/L	1	7/26/2013 12:22:23 PM	R12231
Dibromochloromethane	ND	1.0		µg/L	1	7/26/2013 12:22:23 PM	R12231
Dibromomethane	ND	1.0		µg/L	1	7/26/2013 12:22:23 PM	R12231

Refer to the QC Summary report and sample login checklist for flagged QC data and preservation information.

Qualifiers:

*	Value exceeds Maximum Contaminant Level.	B	Analyte detected in the associated Method Blank
E	Value above quantitation range	H	Holding times for preparation or analysis exceeded
J	Analyte detected below quantitation limits	ND	Not Detected at the Reporting Limit
O	RSD is greater than RSDlimit	P	Sample pH greater than 2 for VOA and TOC only.
R	RPD outside accepted recovery limits	RL	Reporting Detection Limit

Hall Environmental Analysis Laboratory, Inc.

CLIENT: Cypress Engineering
Project: TWP Laguna Sta 6
Lab ID: 1307B32-002 **Matrix:** AQUEOUS

Client Sample ID: 6-21C
Collection Date: 7/24/2013 2:15:00 PM
Received Date: 7/25/2013 7:30:00 AM

Analyses	Result	RL	Qual	Units	DF	Date Analyzed	Batch
EPA METHOD 8260B: VOLATILES						Analyst:	**DJF**
1,2-Dichlorobenzene	ND	1.0		µg/L	1	7/26/2013 12:22:23 PM	R12231
1,3-Dichlorobenzene	ND	1.0		µg/L	1	7/26/2013 12:22:23 PM	R12231
1,4-Dichlorobenzene	ND	1.0		µg/L	1	7/26/2013 12:22:23 PM	R12231
Dichlorodifluoromethane	ND	1.0		µg/L	1	7/26/2013 12:22:23 PM	R12231
1,1-Dichloroethane	160	10		µg/L	10	7/26/2013 12:13:28 AM	R12205
1,1-Dichloroethene	120	10		µg/L	10	7/26/2013 12:13:28 AM	R12205
1,2-Dichloropropane	ND	1.0		µg/L	1	7/26/2013 12:22:23 PM	R12231
1,3-Dichloropropane	ND	1.0		µg/L	1	7/26/2013 12:22:23 PM	R12231
2,2-Dichloropropane	ND	2.0		µg/L	1	7/26/2013 12:22:23 PM	R12231
1,1-Dichloropropene	ND	1.0		µg/L	1	7/26/2013 12:22:23 PM	R12231
Hexachlorobutadiene	ND	1.0		µg/L	1	7/26/2013 12:22:23 PM	R12231
2-Hexanone	ND	10		µg/L	1	7/26/2013 12:22:23 PM	R12231
Isopropylbenzene	ND	1.0		µg/L	1	7/26/2013 12:22:23 PM	R12231
4-Isopropyltoluene	ND	1.0		µg/L	1	7/26/2013 12:22:23 PM	R12231
4-Methyl-2-pentanone	ND	10		µg/L	1	7/26/2013 12:22:23 PM	R12231
Methylene Chloride	ND	3.0		µg/L	1	7/26/2013 12:22:23 PM	R12231
n-Butylbenzene	ND	3.0		µg/L	1	7/26/2013 12:22:23 PM	R12231
n-Propylbenzene	1.5	1.0		µg/L	1	7/26/2013 12:22:23 PM	R12231
sec-Butylbenzene	ND	1.0		µg/L	1	7/26/2013 12:22:23 PM	R12231
Styrene	ND	1.0		µg/L	1	7/26/2013 12:22:23 PM	R12231
tert-Butylbenzene	ND	1.0		µg/L	1	7/26/2013 12:22:23 PM	R12231
1,1,1,2-Tetrachloroethane	ND	1.0		µg/L	1	7/26/2013 12:22:23 PM	R12231
1,1,2,2-Tetrachloroethane	ND	2.0		µg/L	1	7/26/2013 12:22:23 PM	R12231
Tetrachloroethene (PCE)	ND	1.0		µg/L	1	7/26/2013 12:22:23 PM	R12231
trans-1,2-DCE	ND	1.0		µg/L	1	7/26/2013 12:22:23 PM	R12231
trans-1,3-Dichloropropene	ND	1.0		µg/L	1	7/26/2013 12:22:23 PM	R12231
1,2,3-Trichlorobenzene	ND	1.0		µg/L	1	7/26/2013 12:22:23 PM	R12231
1,2,4-Trichlorobenzene	ND	1.0		µg/L	1	7/26/2013 12:22:23 PM	R12231
1,1,1-Trichloroethane	1.7	1.0		µg/L	1	7/26/2013 12:22:23 PM	R12231
1,1,2-Trichloroethane	ND	1.0		µg/L	1	7/26/2013 12:22:23 PM	R12231
Trichloroethene (TCE)	1.4	1.0		µg/L	1	7/26/2013 12:22:23 PM	R12231
Trichlorofluoromethane	ND	1.0		µg/L	1	7/26/2013 12:22:23 PM	R12231
1,2,3-Trichloropropane	ND	2.0		µg/L	1	7/26/2013 12:22:23 PM	R12231
Vinyl chloride	2.0	1.0		µg/L	1	7/26/2013 12:22:23 PM	R12231
Xylenes, Total	11	1.5		µg/L	1	7/26/2013 12:22:23 PM	R12231
Surr: 1,2-Dichloroethane-d4	96.2	70-130		%REC	1	7/26/2013 12:22:23 PM	R12231
Surr: 4-Bromofluorobenzene	92.4	70-130		%REC	1	7/26/2013 12:22:23 PM	R12231
Surr: Dibromofluoromethane	91.9	70-130		%REC	1	7/26/2013 12:22:23 PM	R12231
Surr: Toluene-d8	96.7	70-130		%REC	1	7/26/2013 12:22:23 PM	R12231

Refer to the QC Summary report and sample login checklist for flagged QC data and preservation information.

Qualifiers:

*	Value exceeds Maximum Contaminant Level.	B	Analyte detected in the associated Method Blank
E	Value above quantitation range	H	Holding times for preparation or analysis exceeded
J	Analyte detected below quantitation limits	ND	Not Detected at the Reporting Limit
O	RSD is greater than RSDlimit	P	Sample pH greater than 2 for VOA and TOC only.
R	RPD outside accepted recovery limits	RL	Reporting Detection Limit

Hall Environmental Analysis Laboratory, Inc.

CLIENT: Cypress Engineering
Project: TWP Laguna Sta 6
Lab ID: 1307B32-003 **Matrix:** AQUEOUS

Client Sample ID: 6-21 C DUP
Collection Date: 7/24/2013 2:15:00 PM
Received Date: 7/25/2013 7:30:00 AM

Analyses	Result	RL	Qual	Units	DF	Date Analyzed	Batch
EPA METHOD 8082: PCB'S						Analyst:	**SCC**
Aroclor 1016	ND	1.0		µg/L	1	7/30/2013 1:15:02 PM	8583
Aroclor 1221	ND	1.0		µg/L	1	7/30/2013 1:15:02 PM	8583
Aroclor 1232	ND	1.0		µg/L	1	7/30/2013 1:15:02 PM	8583
Aroclor 1242	37	1.0		µg/L	1	7/30/2013 1:15:02 PM	8583
Aroclor 1248	ND	1.0		µg/L	1	7/30/2013 1:15:02 PM	8583
Aroclor 1254	ND	1.0		µg/L	1	7/30/2013 1:15:02 PM	8583
Aroclor 1260	ND	1.0		µg/L	1	7/30/2013 1:15:02 PM	8583
Surr: Decachlorobiphenyl	60.0	23.9-124		%REC	1	7/30/2013 1:15:02 PM	8583
Surr: Tetrachloro-m-xylene	50.4	28.1-139		%REC	1	7/30/2013 1:15:02 PM	8583
EPA METHOD 8260B: VOLATILES						Analyst:	**DJF**
Benzene	2.3	1.0		µg/L	1	7/26/2013 1:26:01 PM	R12231
Toluene	2.2	1.0		µg/L	1	7/26/2013 1:26:01 PM	R12231
Ethylbenzene	2.6	1.0		µg/L	1	7/26/2013 1:26:01 PM	R12231
Methyl tert-butyl ether (MTBE)	ND	1.0		µg/L	1	7/26/2013 1:26:01 PM	R12231
1,2,4-Trimethylbenzene	11	1.0		µg/L	1	7/26/2013 1:26:01 PM	R12231
1,3,5-Trimethylbenzene	9.7	1.0		µg/L	1	7/26/2013 1:26:01 PM	R12231
1,2-Dichloroethane (EDC)	ND	1.0		µg/L	1	7/26/2013 1:26:01 PM	R12231
1,2-Dibromoethane (EDB)	ND	1.0		µg/L	1	7/26/2013 1:26:01 PM	R12231
Naphthalene	5.3	2.0		µg/L	1	7/26/2013 1:26:01 PM	R12231
1-Methylnaphthalene	8.9	4.0		µg/L	1	7/26/2013 1:26:01 PM	R12231
2-Methylnaphthalene	11	4.0		µg/L	1	7/26/2013 1:26:01 PM	R12231
Acetone	ND	10		µg/L	1	7/26/2013 1:26:01 PM	R12231
Bromobenzene	ND	1.0		µg/L	1	7/26/2013 1:26:01 PM	R12231
Bromodichloromethane	ND	1.0		µg/L	1	7/26/2013 1:26:01 PM	R12231
Bromoform	ND	1.0		µg/L	1	7/26/2013 1:26:01 PM	R12231
Bromomethane	ND	3.0		µg/L	1	7/26/2013 1:26:01 PM	R12231
2-Butanone	ND	10		µg/L	1	7/26/2013 1:26:01 PM	R12231
Carbon disulfide	ND	10		µg/L	1	7/26/2013 1:26:01 PM	R12231
Carbon Tetrachloride	ND	1.0		µg/L	1	7/26/2013 1:26:01 PM	R12231
Chlorobenzene	ND	1.0		µg/L	1	7/26/2013 1:26:01 PM	R12231
Chloroethane	4.6	2.0		µg/L	1	7/26/2013 1:26:01 PM	R12231
Chloroform	ND	1.0		µg/L	1	7/26/2013 1:26:01 PM	R12231
Chloromethane	ND	3.0		µg/L	1	7/26/2013 1:26:01 PM	R12231
2-Chlorotoluene	ND	1.0		µg/L	1	7/26/2013 1:26:01 PM	R12231
4-Chlorotoluene	ND	1.0		µg/L	1	7/26/2013 1:26:01 PM	R12231
cis-1,2-DCE	1.3	1.0		µg/L	1	7/26/2013 1:26:01 PM	R12231
cis-1,3-Dichloropropene	ND	1.0		µg/L	1	7/26/2013 1:26:01 PM	R12231
1,2-Dibromo-3-chloropropane	ND	2.0		µg/L	1	7/26/2013 1:26:01 PM	R12231
Dibromochloromethane	ND	1.0		µg/L	1	7/26/2013 1:26:01 PM	R12231
Dibromomethane	ND	1.0		µg/L	1	7/26/2013 1:26:01 PM	R12231

Refer to the QC Summary report and sample login checklist for flagged QC data and preservation information.

Qualifiers:

*	Value exceeds Maximum Contaminant Level.	B	Analyte detected in the associated Method Blank
E	Value above quantitation range	H	Holding times for preparation or analysis exceeded
J	Analyte detected below quantitation limits	ND	Not Detected at the Reporting Limit
O	RSD is greater than RSDlimit	P	Sample pH greater than 2 for VOA and TOC only.
R	RPD outside accepted recovery limits	RL	Reporting Detection Limit

Analytical Report
Lab Order **1307B32**
Date Reported: **7/31/2013**

Hall Environmental Analysis Laboratory, Inc.

CLIENT: Cypress Engineering
Project: TWP Laguna Sta 6
Lab ID: 1307B32-003 **Matrix:** AQUEOUS

Client Sample ID: 6-21 C DUP
Collection Date: 7/24/2013 2:15:00 PM
Received Date: 7/25/2013 7:30:00 AM

Analyses	Result	RL	Qual	Units	DF	Date Analyzed	Batch
EPA METHOD 8260B: VOLATILES						Analyst:	**DJF**
1,2-Dichlorobenzene	ND	1.0		µg/L	1	7/26/2013 1:26:01 PM	R12231
1,3-Dichlorobenzene	ND	1.0		µg/L	1	7/26/2013 1:26:01 PM	R12231
1,4-Dichlorobenzene	ND	1.0		µg/L	1	7/26/2013 1:26:01 PM	R12231
Dichlorodifluoromethane	ND	1.0		µg/L	1	7/26/2013 1:26:01 PM	R12231
1,1-Dichloroethane	140	10		µg/L	10	7/26/2013 12:45:18 AM	R12205
1,1-Dichloroethene	110	10		µg/L	10	7/26/2013 12:45:18 AM	R12205
1,2-Dichloropropane	ND	1.0		µg/L	1	7/26/2013 1:26:01 PM	R12231
1,3-Dichloropropane	ND	1.0		µg/L	1	7/26/2013 1:26:01 PM	R12231
2,2-Dichloropropane	ND	2.0		µg/L	1	7/26/2013 1:26:01 PM	R12231
1,1-Dichloropropene	ND	1.0		µg/L	1	7/26/2013 1:26:01 PM	R12231
Hexachlorobutadiene	ND	1.0		µg/L	1	7/26/2013 1:26:01 PM	R12231
2-Hexanone	ND	10		µg/L	1	7/26/2013 1:26:01 PM	R12231
Isopropylbenzene	ND	1.0		µg/L	1	7/26/2013 1:26:01 PM	R12231
4-Isopropyltoluene	ND	1.0		µg/L	1	7/26/2013 1:26:01 PM	R12231
4-Methyl-2-pentanone	ND	10		µg/L	1	7/26/2013 1:26:01 PM	R12231
Methylene Chloride	ND	3.0		µg/L	1	7/26/2013 1:26:01 PM	R12231
n-Butylbenzene	ND	3.0		µg/L	1	7/26/2013 1:26:01 PM	R12231
n-Propylbenzene	1.6	1.0		µg/L	1	7/26/2013 1:26:01 PM	R12231
sec-Butylbenzene	ND	1.0		µg/L	1	7/26/2013 1:26:01 PM	R12231
Styrene	ND	1.0		µg/L	1	7/26/2013 1:26:01 PM	R12231
tert-Butylbenzene	ND	1.0		µg/L	1	7/26/2013 1:26:01 PM	R12231
1,1,1,2-Tetrachloroethane	ND	1.0		µg/L	1	7/26/2013 1:26:01 PM	R12231
1,1,2,2-Tetrachloroethane	ND	2.0		µg/L	1	7/26/2013 1:26:01 PM	R12231
Tetrachloroethene (PCE)	ND	1.0		µg/L	1	7/26/2013 1:26:01 PM	R12231
trans-1,2-DCE	ND	1.0		µg/L	1	7/26/2013 1:26:01 PM	R12231
trans-1,3-Dichloropropene	ND	1.0		µg/L	1	7/26/2013 1:26:01 PM	R12231
1,2,3-Trichlorobenzene	ND	1.0		µg/L	1	7/26/2013 1:26:01 PM	R12231
1,2,4-Trichlorobenzene	ND	1.0		µg/L	1	7/26/2013 1:26:01 PM	R12231
1,1,1-Trichloroethane	2.6	1.0		µg/L	1	7/26/2013 1:26:01 PM	R12231
1,1,2-Trichloroethane	ND	1.0		µg/L	1	7/26/2013 1:26:01 PM	R12231
Trichloroethene (TCE)	1.4	1.0		µg/L	1	7/26/2013 1:26:01 PM	R12231
Trichlorofluoromethane	ND	1.0		µg/L	1	7/26/2013 1:26:01 PM	R12231
1,2,3-Trichloropropane	ND	2.0		µg/L	1	7/26/2013 1:26:01 PM	R12231
Vinyl chloride	1.8	1.0		µg/L	1	7/26/2013 1:26:01 PM	R12231
Xylenes, Total	11	1.5		µg/L	1	7/26/2013 1:26:01 PM	R12231
Surr: 1,2-Dichloroethane-d4	88.3	70-130		%REC	1	7/26/2013 1:26:01 PM	R12231
Surr: 4-Bromofluorobenzene	92.1	70-130		%REC	1	7/26/2013 1:26:01 PM	R12231
Surr: Dibromofluoromethane	87.4	70-130		%REC	1	7/26/2013 1:26:01 PM	R12231
Surr: Toluene-d8	96.5	70-130		%REC	1	7/26/2013 1:26:01 PM	R12231

Refer to the QC Summary report and sample login checklist for flagged QC data and preservation information.

Qualifiers:

*	Value exceeds Maximum Contaminant Level.	B	Analyte detected in the associated Method Blank
E	Value above quantitation range	H	Holding times for preparation or analysis exceeded
J	Analyte detected below quantitation limits	ND	Not Detected at the Reporting Limit
O	RSD is greater than RSDlimit	P	Sample pH greater than 2 for VOA and TOC only.
R	RPD outside accepted recovery limits	RL	Reporting Detection Limit

Hall Environmental Analysis Laboratory, Inc.

CLIENT: Cypress Engineering
Project: TWP Laguna Sta 6
Lab ID: 1307B32-004 **Matrix:** AQUEOUS

Client Sample ID: 6-22C
Collection Date: 7/24/2013 2:30:00 PM
Received Date: 7/25/2013 7:30:00 AM

Analyses	Result	RL	Qual	Units	DF	Date Analyzed	Batch
EPA METHOD 8082: PCB'S						Analyst:	**SCC**
Aroclor 1016	ND	5.0		µg/L	5	7/30/2013 2:00:11 PM	8583
Aroclor 1221	ND	5.0		µg/L	5	7/30/2013 2:00:11 PM	8583
Aroclor 1232	ND	5.0		µg/L	5	7/30/2013 2:00:11 PM	8583
Aroclor 1242	190	5.0		µg/L	5	7/30/2013 2:00:11 PM	8583
Aroclor 1248	ND	5.0		µg/L	5	7/30/2013 2:00:11 PM	8583
Aroclor 1254	ND	5.0		µg/L	5	7/30/2013 2:00:11 PM	8583
Aroclor 1260	ND	5.0		µg/L	5	7/30/2013 2:00:11 PM	8583
Surr: Decachlorobiphenyl	74.0	23.9-124		%REC	5	7/30/2013 2:00:11 PM	8583
Surr: Tetrachloro-m-xylene	60.0	28.1-139		%REC	5	7/30/2013 2:00:11 PM	8583
EPA METHOD 8260B: VOLATILES						Analyst:	**DJF**
Benzene	8.9	1.0		µg/L	1	7/26/2013 2:29:54 PM	R12231
Toluene	12	1.0		µg/L	1	7/26/2013 2:29:54 PM	R12231
Ethylbenzene	5.5	1.0		µg/L	1	7/26/2013 2:29:54 PM	R12231
Methyl tert-butyl ether (MTBE)	ND	1.0		µg/L	1	7/26/2013 2:29:54 PM	R12231
1,2,4-Trimethylbenzene	13	1.0		µg/L	1	7/26/2013 2:29:54 PM	R12231
1,3,5-Trimethylbenzene	8.4	1.0		µg/L	1	7/26/2013 2:29:54 PM	R12231
1,2-Dichloroethane (EDC)	ND	1.0		µg/L	1	7/26/2013 2:29:54 PM	R12231
1,2-Dibromoethane (EDB)	ND	1.0		µg/L	1	7/26/2013 2:29:54 PM	R12231
Naphthalene	6.8	2.0		µg/L	1	7/26/2013 2:29:54 PM	R12231
1-Methylnaphthalene	8.2	4.0		µg/L	1	7/26/2013 2:29:54 PM	R12231
2-Methylnaphthalene	10	4.0		µg/L	1	7/26/2013 2:29:54 PM	R12231
Acetone	ND	10		µg/L	1	7/26/2013 2:29:54 PM	R12231
Bromobenzene	ND	1.0		µg/L	1	7/26/2013 2:29:54 PM	R12231
Bromodichloromethane	ND	1.0		µg/L	1	7/26/2013 2:29:54 PM	R12231
Bromoform	ND	1.0		µg/L	1	7/26/2013 2:29:54 PM	R12231
Bromomethane	ND	3.0		µg/L	1	7/26/2013 2:29:54 PM	R12231
2-Butanone	ND	10		µg/L	1	7/26/2013 2:29:54 PM	R12231
Carbon disulfide	ND	10		µg/L	1	7/26/2013 2:29:54 PM	R12231
Carbon Tetrachloride	ND	1.0		µg/L	1	7/26/2013 2:29:54 PM	R12231
Chlorobenzene	ND	1.0		µg/L	1	7/26/2013 2:29:54 PM	R12231
Chloroethane	2.4	2.0		µg/L	1	7/26/2013 2:29:54 PM	R12231
Chloroform	ND	1.0		µg/L	1	7/26/2013 2:29:54 PM	R12231
Chloromethane	ND	3.0		µg/L	1	7/26/2013 2:29:54 PM	R12231
2-Chlorotoluene	ND	1.0		µg/L	1	7/26/2013 2:29:54 PM	R12231
4-Chlorotoluene	ND	1.0		µg/L	1	7/26/2013 2:29:54 PM	R12231
cis-1,2-DCE	ND	1.0		µg/L	1	7/26/2013 2:29:54 PM	R12231
cis-1,3-Dichloropropene	ND	1.0		µg/L	1	7/26/2013 2:29:54 PM	R12231
1,2-Dibromo-3-chloropropane	ND	2.0		µg/L	1	7/26/2013 2:29:54 PM	R12231
Dibromochloromethane	ND	1.0		µg/L	1	7/26/2013 2:29:54 PM	R12231
Dibromomethane	ND	1.0		µg/L	1	7/26/2013 2:29:54 PM	R12231

Refer to the QC Summary report and sample login checklist for flagged QC data and preservation information.

Qualifiers:

*	Value exceeds Maximum Contaminant Level.	B	Analyte detected in the associated Method Blank
E	Value above quantitation range	H	Holding times for preparation or analysis exceeded
J	Analyte detected below quantitation limits	ND	Not Detected at the Reporting Limit
O	RSD is greater than RSDlimit	P	Sample pH greater than 2 for VOA and TOC only.
R	RPD outside accepted recovery limits	RL	Reporting Detection Limit

Hall Environmental Analysis Laboratory, Inc.

CLIENT: Cypress Engineering
Project: TWP Laguna Sta 6
Lab ID: 1307B32-004 **Matrix:** AQUEOUS

Client Sample ID: 6-22C
Collection Date: 7/24/2013 2:30:00 PM
Received Date: 7/25/2013 7:30:00 AM

Analyses	Result	RL	Qual	Units	DF	Date Analyzed	Batch
EPA METHOD 8260B: VOLATILES						Analyst:	**DJF**
1,2-Dichlorobenzene	ND	1.0		µg/L	1	7/26/2013 2:29:54 PM	R12231
1,3-Dichlorobenzene	ND	1.0		µg/L	1	7/26/2013 2:29:54 PM	R12231
1,4-Dichlorobenzene	ND	1.0		µg/L	1	7/26/2013 2:29:54 PM	R12231
Dichlorodifluoromethane	ND	1.0		µg/L	1	7/26/2013 2:29:54 PM	R12231
1,1-Dichloroethane	24	1.0		µg/L	1	7/26/2013 2:29:54 PM	R12231
1,1-Dichloroethene	7.9	1.0		µg/L	1	7/26/2013 2:29:54 PM	R12231
1,2-Dichloropropane	ND	1.0		µg/L	1	7/26/2013 2:29:54 PM	R12231
1,3-Dichloropropane	ND	1.0		µg/L	1	7/26/2013 2:29:54 PM	R12231
2,2-Dichloropropane	ND	2.0		µg/L	1	7/26/2013 2:29:54 PM	R12231
1,1-Dichloropropene	ND	1.0		µg/L	1	7/26/2013 2:29:54 PM	R12231
Hexachlorobutadiene	ND	1.0		µg/L	1	7/26/2013 2:29:54 PM	R12231
2-Hexanone	ND	10		µg/L	1	7/26/2013 2:29:54 PM	R12231
Isopropylbenzene	ND	1.0		µg/L	1	7/26/2013 2:29:54 PM	R12231
4-Isopropyltoluene	ND	1.0		µg/L	1	7/26/2013 2:29:54 PM	R12231
4-Methyl-2-pentanone	110	10		µg/L	1	7/26/2013 2:29:54 PM	R12231
Methylene Chloride	ND	3.0		µg/L	1	7/26/2013 2:29:54 PM	R12231
n-Butylbenzene	ND	3.0		µg/L	1	7/26/2013 2:29:54 PM	R12231
n-Propylbenzene	1.5	1.0		µg/L	1	7/26/2013 2:29:54 PM	R12231
sec-Butylbenzene	ND	1.0		µg/L	1	7/26/2013 2:29:54 PM	R12231
Styrene	ND	1.0		µg/L	1	7/26/2013 2:29:54 PM	R12231
tert-Butylbenzene	ND	1.0		µg/L	1	7/26/2013 2:29:54 PM	R12231
1,1,1,2-Tetrachloroethane	ND	1.0		µg/L	1	7/26/2013 2:29:54 PM	R12231
1,1,2,2-Tetrachloroethane	ND	2.0		µg/L	1	7/26/2013 2:29:54 PM	R12231
Tetrachloroethene (PCE)	ND	1.0		µg/L	1	7/26/2013 2:29:54 PM	R12231
trans-1,2-DCE	ND	1.0		µg/L	1	7/26/2013 2:29:54 PM	R12231
trans-1,3-Dichloropropene	ND	1.0		µg/L	1	7/26/2013 2:29:54 PM	R12231
1,2,3-Trichlorobenzene	ND	1.0		µg/L	1	7/26/2013 2:29:54 PM	R12231
1,2,4-Trichlorobenzene	ND	1.0		µg/L	1	7/26/2013 2:29:54 PM	R12231
1,1,1-Trichloroethane	ND	1.0		µg/L	1	7/26/2013 2:29:54 PM	R12231
1,1,2-Trichloroethane	ND	1.0		µg/L	1	7/26/2013 2:29:54 PM	R12231
Trichloroethene (TCE)	ND	1.0		µg/L	1	7/26/2013 2:29:54 PM	R12231
Trichlorofluoromethane	ND	1.0		µg/L	1	7/26/2013 2:29:54 PM	R12231
1,2,3-Trichloropropane	ND	2.0		µg/L	1	7/26/2013 2:29:54 PM	R12231
Vinyl chloride	1.4	1.0		µg/L	1	7/26/2013 2:29:54 PM	R12231
Xylenes, Total	27	1.5		µg/L	1	7/26/2013 2:29:54 PM	R12231
Surr: 1,2-Dichloroethane-d4	92.5	70-130		%REC	1	7/26/2013 2:29:54 PM	R12231
Surr: 4-Bromofluorobenzene	92.7	70-130		%REC	1	7/26/2013 2:29:54 PM	R12231
Surr: Dibromofluoromethane	90.8	70-130		%REC	1	7/26/2013 2:29:54 PM	R12231
Surr: Toluene-d8	94.1	70-130		%REC	1	7/26/2013 2:29:54 PM	R12231

Refer to the QC Summary report and sample login checklist for flagged QC data and preservation information.

Qualifiers:

*	Value exceeds Maximum Contaminant Level.	B	Analyte detected in the associated Method Blank
E	Value above quantitation range	H	Holding times for preparation or analysis exceeded
J	Analyte detected below quantitation limits	ND	Not Detected at the Reporting Limit
O	RSD is greater than RSDlimit	P	Sample pH greater than 2 for VOA and TOC only.
R	RPD outside accepted recovery limits	RL	Reporting Detection Limit

Hall Environmental Analysis Laboratory, Inc.

CLIENT: Cypress Engineering
Project: TWP Laguna Sta 6
Lab ID: 1307B32-005 **Matrix:** AQUEOUS

Client Sample ID: 6-36
Collection Date: 7/24/2013 12:40:00 PM
Received Date: 7/25/2013 7:30:00 AM

Analyses	Result	RL	Qual	Units	DF	Date Analyzed	Batch
EPA METHOD 8260B: VOLATILES						Analyst:	**DJF**
Benzene	ND	1.0		µg/L	1	7/26/2013 1:48:42 AM	R12205
Toluene	ND	1.0		µg/L	1	7/26/2013 1:48:42 AM	R12205
Ethylbenzene	ND	1.0		µg/L	1	7/26/2013 1:48:42 AM	R12205
Methyl tert-butyl ether (MTBE)	ND	1.0		µg/L	1	7/26/2013 1:48:42 AM	R12205
1,2,4-Trimethylbenzene	ND	1.0		µg/L	1	7/26/2013 1:48:42 AM	R12205
1,3,5-Trimethylbenzene	ND	1.0		µg/L	1	7/26/2013 1:48:42 AM	R12205
1,2-Dichloroethane (EDC)	ND	1.0		µg/L	1	7/26/2013 1:48:42 AM	R12205
1,2-Dibromoethane (EDB)	ND	1.0		µg/L	1	7/26/2013 1:48:42 AM	R12205
Naphthalene	ND	2.0		µg/L	1	7/26/2013 1:48:42 AM	R12205
1-Methylnaphthalene	ND	4.0		µg/L	1	7/26/2013 1:48:42 AM	R12205
2-Methylnaphthalene	ND	4.0		µg/L	1	7/26/2013 1:48:42 AM	R12205
Acetone	ND	10		µg/L	1	7/26/2013 1:48:42 AM	R12205
Bromobenzene	ND	1.0		µg/L	1	7/26/2013 1:48:42 AM	R12205
Bromodichloromethane	ND	1.0		µg/L	1	7/26/2013 1:48:42 AM	R12205
Bromoform	ND	1.0		µg/L	1	7/26/2013 1:48:42 AM	R12205
Bromomethane	ND	3.0		µg/L	1	7/26/2013 1:48:42 AM	R12205
2-Butanone	ND	10		µg/L	1	7/26/2013 1:48:42 AM	R12205
Carbon disulfide	ND	10		µg/L	1	7/26/2013 1:48:42 AM	R12205
Carbon Tetrachloride	ND	1.0		µg/L	1	7/26/2013 1:48:42 AM	R12205
Chlorobenzene	ND	1.0		µg/L	1	7/26/2013 1:48:42 AM	R12205
Chloroethane	ND	2.0		µg/L	1	7/26/2013 1:48:42 AM	R12205
Chloroform	ND	1.0		µg/L	1	7/26/2013 1:48:42 AM	R12205
Chloromethane	ND	3.0		µg/L	1	7/26/2013 1:48:42 AM	R12205
2-Chlorotoluene	ND	1.0		µg/L	1	7/26/2013 1:48:42 AM	R12205
4-Chlorotoluene	ND	1.0		µg/L	1	7/26/2013 1:48:42 AM	R12205
cis-1,2-DCE	ND	1.0		µg/L	1	7/26/2013 1:48:42 AM	R12205
cis-1,3-Dichloropropene	ND	1.0		µg/L	1	7/26/2013 1:48:42 AM	R12205
1,2-Dibromo-3-chloropropane	ND	2.0		µg/L	1	7/26/2013 1:48:42 AM	R12205
Dibromochloromethane	ND	1.0		µg/L	1	7/26/2013 1:48:42 AM	R12205
Dibromomethane	ND	1.0		µg/L	1	7/26/2013 1:48:42 AM	R12205
1,2-Dichlorobenzene	ND	1.0		µg/L	1	7/26/2013 1:48:42 AM	R12205
1,3-Dichlorobenzene	ND	1.0		µg/L	1	7/26/2013 1:48:42 AM	R12205
1,4-Dichlorobenzene	ND	1.0		µg/L	1	7/26/2013 1:48:42 AM	R12205
Dichlorodifluoromethane	ND	1.0		µg/L	1	7/26/2013 1:48:42 AM	R12205
1,1-Dichloroethane	5.3	1.0		µg/L	1	7/26/2013 1:48:42 AM	R12205
1,1-Dichloroethene	23	1.0		µg/L	1	7/26/2013 1:48:42 AM	R12205
1,2-Dichloropropane	ND	1.0		µg/L	1	7/26/2013 1:48:42 AM	R12205
1,3-Dichloropropane	ND	1.0		µg/L	1	7/26/2013 1:48:42 AM	R12205
2,2-Dichloropropane	ND	2.0		µg/L	1	7/26/2013 1:48:42 AM	R12205
1,1-Dichloropropene	ND	1.0		µg/L	1	7/26/2013 1:48:42 AM	R12205

Refer to the QC Summary report and sample login checklist for flagged QC data and preservation information.

Qualifiers:

*	Value exceeds Maximum Contaminant Level.	B	Analyte detected in the associated Method Blank
E	Value above quantitation range	H	Holding times for preparation or analysis exceeded
J	Analyte detected below quantitation limits	ND	Not Detected at the Reporting Limit
O	RSD is greater than RSDlimit	P	Sample pH greater than 2 for VOA and TOC only.
R	RPD outside accepted recovery limits	RL	Reporting Detection Limit

Hall Environmental Analysis Laboratory, Inc.

CLIENT: Cypress Engineering
Project: TWP Laguna Sta 6
Lab ID: 1307B32-005 **Matrix:** AQUEOUS

Client Sample ID: 6-36
Collection Date: 7/24/2013 12:40:00 PM
Received Date: 7/25/2013 7:30:00 AM

Analyses	Result	RL	Qual	Units	DF	Date Analyzed	Batch
EPA METHOD 8260B: VOLATILES						Analyst:	**DJF**
Hexachlorobutadiene	ND	1.0		µg/L	1	7/26/2013 1:48:42 AM	R12205
2-Hexanone	ND	10		µg/L	1	7/26/2013 1:48:42 AM	R12205
Isopropylbenzene	ND	1.0		µg/L	1	7/26/2013 1:48:42 AM	R12205
4-Isopropyltoluene	ND	1.0		µg/L	1	7/26/2013 1:48:42 AM	R12205
4-Methyl-2-pentanone	ND	10		µg/L	1	7/26/2013 1:48:42 AM	R12205
Methylene Chloride	ND	3.0		µg/L	1	7/26/2013 1:48:42 AM	R12205
n-Butylbenzene	ND	3.0		µg/L	1	7/26/2013 1:48:42 AM	R12205
n-Propylbenzene	ND	1.0		µg/L	1	7/26/2013 1:48:42 AM	R12205
sec-Butylbenzene	ND	1.0		µg/L	1	7/26/2013 1:48:42 AM	R12205
Styrene	ND	1.0		µg/L	1	7/26/2013 1:48:42 AM	R12205
tert-Butylbenzene	ND	1.0		µg/L	1	7/26/2013 1:48:42 AM	R12205
1,1,1,2-Tetrachloroethane	ND	1.0		µg/L	1	7/26/2013 1:48:42 AM	R12205
1,1,2,2-Tetrachloroethane	ND	2.0		µg/L	1	7/26/2013 1:48:42 AM	R12205
Tetrachloroethene (PCE)	ND	1.0		µg/L	1	7/26/2013 1:48:42 AM	R12205
trans-1,2-DCE	ND	1.0		µg/L	1	7/26/2013 1:48:42 AM	R12205
trans-1,3-Dichloropropene	ND	1.0		µg/L	1	7/26/2013 1:48:42 AM	R12205
1,2,3-Trichlorobenzene	ND	1.0		µg/L	1	7/26/2013 1:48:42 AM	R12205
1,2,4-Trichlorobenzene	ND	1.0		µg/L	1	7/26/2013 1:48:42 AM	R12205
1,1,1-Trichloroethane	5.3	1.0		µg/L	1	7/26/2013 1:48:42 AM	R12205
1,1,2-Trichloroethane	ND	1.0		µg/L	1	7/26/2013 1:48:42 AM	R12205
Trichloroethene (TCE)	ND	1.0		µg/L	1	7/26/2013 1:48:42 AM	R12205
Trichlorofluoromethane	ND	1.0		µg/L	1	7/26/2013 1:48:42 AM	R12205
1,2,3-Trichloropropane	ND	2.0		µg/L	1	7/26/2013 1:48:42 AM	R12205
Vinyl chloride	ND	1.0		µg/L	1	7/26/2013 1:48:42 AM	R12205
Xylenes, Total	ND	1.5		µg/L	1	7/26/2013 1:48:42 AM	R12205
Surr: 1,2-Dichloroethane-d4	88.6	70-130		%REC	1	7/26/2013 1:48:42 AM	R12205
Surr: 4-Bromofluorobenzene	100	70-130		%REC	1	7/26/2013 1:48:42 AM	R12205
Surr: Dibromofluoromethane	84.7	70-130		%REC	1	7/26/2013 1:48:42 AM	R12205
Surr: Toluene-d8	92.3	70-130		%REC	1	7/26/2013 1:48:42 AM	R12205

Refer to the QC Summary report and sample login checklist for flagged QC data and preservation information.

Qualifiers:

*	Value exceeds Maximum Contaminant Level.	B	Analyte detected in the associated Method Blank
E	Value above quantitation range	H	Holding times for preparation or analysis exceeded
J	Analyte detected below quantitation limits	ND	Not Detected at the Reporting Limit
O	RSD is greater than RSDlimit	P	Sample pH greater than 2 for VOA and TOC only.
R	RPD outside accepted recovery limits	RL	Reporting Detection Limit

Analytical Report
Lab Order **1307B32**
Date Reported: **7/31/2013**

Hall Environmental Analysis Laboratory, Inc.

CLIENT: Cypress Engineering
Project: TWP Laguna Sta 6
Lab ID: 1307B32-006 **Matrix:** AQUEOUS

Client Sample ID: 6-14
Collection Date: 7/24/2013 1:55:00 PM
Received Date: 7/25/2013 7:30:00 AM

Analyses	Result	RL	Qual	Units	DF	Date Analyzed	Batch
EPA METHOD 8082: PCB'S						Analyst:	**SCC**
Aroclor 1016	ND	1.0		µg/L	1	7/30/2013 2:45:41 PM	8583
Aroclor 1221	ND	1.0		µg/L	1	7/30/2013 2:45:41 PM	8583
Aroclor 1232	ND	1.0		µg/L	1	7/30/2013 2:45:41 PM	8583
Aroclor 1242	2.7	1.0		µg/L	1	7/30/2013 2:45:41 PM	8583
Aroclor 1248	ND	1.0		µg/L	1	7/30/2013 2:45:41 PM	8583
Aroclor 1254	ND	1.0		µg/L	1	7/30/2013 2:45:41 PM	8583
Aroclor 1260	ND	1.0		µg/L	1	7/30/2013 2:45:41 PM	8583
Surr: Decachlorobiphenyl	63.2	23.9-124		%REC	1	7/30/2013 2:45:41 PM	8583
Surr: Tetrachloro-m-xylene	52.4	28.1-139		%REC	1	7/30/2013 2:45:41 PM	8583
EPA METHOD 8260B: VOLATILES						Analyst:	**DJF**
Benzene	1.2	1.0		µg/L	1	7/26/2013 3:01:51 PM	R12231
Toluene	ND	1.0		µg/L	1	7/26/2013 3:01:51 PM	R12231
Ethylbenzene	ND	1.0		µg/L	1	7/26/2013 3:01:51 PM	R12231
Methyl tert-butyl ether (MTBE)	ND	1.0		µg/L	1	7/26/2013 3:01:51 PM	R12231
1,2,4-Trimethylbenzene	ND	1.0		µg/L	1	7/26/2013 3:01:51 PM	R12231
1,3,5-Trimethylbenzene	ND	1.0		µg/L	1	7/26/2013 3:01:51 PM	R12231
1,2-Dichloroethane (EDC)	ND	1.0		µg/L	1	7/26/2013 3:01:51 PM	R12231
1,2-Dibromoethane (EDB)	ND	1.0		µg/L	1	7/26/2013 3:01:51 PM	R12231
Naphthalene	ND	2.0		µg/L	1	7/26/2013 3:01:51 PM	R12231
1-Methylnaphthalene	ND	4.0		µg/L	1	7/26/2013 3:01:51 PM	R12231
2-Methylnaphthalene	ND	4.0		µg/L	1	7/26/2013 3:01:51 PM	R12231
Acetone	ND	10		µg/L	1	7/26/2013 3:01:51 PM	R12231
Bromobenzene	ND	1.0		µg/L	1	7/26/2013 3:01:51 PM	R12231
Bromodichloromethane	ND	1.0		µg/L	1	7/26/2013 3:01:51 PM	R12231
Bromoform	ND	1.0		µg/L	1	7/26/2013 3:01:51 PM	R12231
Bromomethane	ND	3.0		µg/L	1	7/26/2013 3:01:51 PM	R12231
2-Butanone	ND	10		µg/L	1	7/26/2013 3:01:51 PM	R12231
Carbon disulfide	ND	10		µg/L	1	7/26/2013 3:01:51 PM	R12231
Carbon Tetrachloride	ND	1.0		µg/L	1	7/26/2013 3:01:51 PM	R12231
Chlorobenzene	ND	1.0		µg/L	1	7/26/2013 3:01:51 PM	R12231
Chloroethane	ND	2.0		µg/L	1	7/26/2013 3:01:51 PM	R12231
Chloroform	ND	1.0		µg/L	1	7/26/2013 3:01:51 PM	R12231
Chloromethane	ND	3.0		µg/L	1	7/26/2013 3:01:51 PM	R12231
2-Chlorotoluene	ND	1.0		µg/L	1	7/26/2013 3:01:51 PM	R12231
4-Chlorotoluene	ND	1.0		µg/L	1	7/26/2013 3:01:51 PM	R12231
cis-1,2-DCE	ND	1.0		µg/L	1	7/26/2013 3:01:51 PM	R12231
cis-1,3-Dichloropropene	ND	1.0		µg/L	1	7/26/2013 3:01:51 PM	R12231
1,2-Dibromo-3-chloropropane	ND	2.0		µg/L	1	7/26/2013 3:01:51 PM	R12231
Dibromochloromethane	ND	1.0		µg/L	1	7/26/2013 3:01:51 PM	R12231
Dibromomethane	ND	1.0		µg/L	1	7/26/2013 3:01:51 PM	R12231

Refer to the QC Summary report and sample login checklist for flagged QC data and preservation information.

Qualifiers:

*	Value exceeds Maximum Contaminant Level.	B	Analyte detected in the associated Method Blank
E	Value above quantitation range	H	Holding times for preparation or analysis exceeded
J	Analyte detected below quantitation limits	ND	Not Detected at the Reporting Limit
O	RSD is greater than RSDlimit	P	Sample pH greater than 2 for VOA and TOC only.
R	RPD outside accepted recovery limits	RL	Reporting Detection Limit

Hall Environmental Analysis Laboratory, Inc.

CLIENT: Cypress Engineering
Project: TWP Laguna Sta 6
Lab ID: 1307B32-006 **Matrix:** AQUEOUS

Client Sample ID: 6-14
Collection Date: 7/24/2013 1:55:00 PM
Received Date: 7/25/2013 7:30:00 AM

Analyses	Result	RL	Qual	Units	DF	Date Analyzed	Batch
EPA METHOD 8260B: VOLATILES						Analyst:	**DJF**
1,2-Dichlorobenzene	ND	1.0		µg/L	1	7/26/2013 3:01:51 PM	R12231
1,3-Dichlorobenzene	ND	1.0		µg/L	1	7/26/2013 3:01:51 PM	R12231
1,4-Dichlorobenzene	ND	1.0		µg/L	1	7/26/2013 3:01:51 PM	R12231
Dichlorodifluoromethane	ND	1.0		µg/L	1	7/26/2013 3:01:51 PM	R12231
1,1-Dichloroethane	130	10		µg/L	10	7/26/2013 5:09:33 PM	R12231
1,1-Dichloroethene	44	1.0		µg/L	1	7/26/2013 3:01:51 PM	R12231
1,2-Dichloropropane	ND	1.0		µg/L	1	7/26/2013 3:01:51 PM	R12231
1,3-Dichloropropane	ND	1.0		µg/L	1	7/26/2013 3:01:51 PM	R12231
2,2-Dichloropropane	ND	2.0		µg/L	1	7/26/2013 3:01:51 PM	R12231
1,1-Dichloropropene	ND	1.0		µg/L	1	7/26/2013 3:01:51 PM	R12231
Hexachlorobutadiene	ND	1.0		µg/L	1	7/26/2013 3:01:51 PM	R12231
2-Hexanone	ND	10		µg/L	1	7/26/2013 3:01:51 PM	R12231
Isopropylbenzene	ND	1.0		µg/L	1	7/26/2013 3:01:51 PM	R12231
4-Isopropyltoluene	ND	1.0		µg/L	1	7/26/2013 3:01:51 PM	R12231
4-Methyl-2-pentanone	ND	10		µg/L	1	7/26/2013 3:01:51 PM	R12231
Methylene Chloride	ND	3.0		µg/L	1	7/26/2013 3:01:51 PM	R12231
n-Butylbenzene	ND	3.0		µg/L	1	7/26/2013 3:01:51 PM	R12231
n-Propylbenzene	ND	1.0		µg/L	1	7/26/2013 3:01:51 PM	R12231
sec-Butylbenzene	ND	1.0		µg/L	1	7/26/2013 3:01:51 PM	R12231
Styrene	ND	1.0		µg/L	1	7/26/2013 3:01:51 PM	R12231
tert-Butylbenzene	ND	1.0		µg/L	1	7/26/2013 3:01:51 PM	R12231
1,1,1,2-Tetrachloroethane	ND	1.0		µg/L	1	7/26/2013 3:01:51 PM	R12231
1,1,2,2-Tetrachloroethane	ND	2.0		µg/L	1	7/26/2013 3:01:51 PM	R12231
Tetrachloroethene (PCE)	ND	1.0		µg/L	1	7/26/2013 3:01:51 PM	R12231
trans-1,2-DCE	ND	1.0		µg/L	1	7/26/2013 3:01:51 PM	R12231
trans-1,3-Dichloropropene	ND	1.0		µg/L	1	7/26/2013 3:01:51 PM	R12231
1,2,3-Trichlorobenzene	ND	1.0		µg/L	1	7/26/2013 3:01:51 PM	R12231
1,2,4-Trichlorobenzene	ND	1.0		µg/L	1	7/26/2013 3:01:51 PM	R12231
1,1,1-Trichloroethane	ND	1.0		µg/L	1	7/26/2013 3:01:51 PM	R12231
1,1,2-Trichloroethane	ND	1.0		µg/L	1	7/26/2013 3:01:51 PM	R12231
Trichloroethene (TCE)	1.0	1.0		µg/L	1	7/26/2013 3:01:51 PM	R12231
Trichlorofluoromethane	ND	1.0		µg/L	1	7/26/2013 3:01:51 PM	R12231
1,2,3-Trichloropropane	ND	2.0		µg/L	1	7/26/2013 3:01:51 PM	R12231
Vinyl chloride	ND	1.0		µg/L	1	7/26/2013 3:01:51 PM	R12231
Xylenes, Total	ND	1.5		µg/L	1	7/26/2013 3:01:51 PM	R12231
Surr: 1,2-Dichloroethane-d4	87.9	70-130		%REC	1	7/26/2013 3:01:51 PM	R12231
Surr: 4-Bromofluorobenzene	89.5	70-130		%REC	1	7/26/2013 3:01:51 PM	R12231
Surr: Dibromofluoromethane	89.7	70-130		%REC	1	7/26/2013 3:01:51 PM	R12231
Surr: Toluene-d8	97.1	70-130		%REC	1	7/26/2013 3:01:51 PM	R12231

Refer to the QC Summary report and sample login checklist for flagged QC data and preservation information.

Qualifiers:

*	Value exceeds Maximum Contaminant Level.	B	Analyte detected in the associated Method Blank
E	Value above quantitation range	H	Holding times for preparation or analysis exceeded
J	Analyte detected below quantitation limits	ND	Not Detected at the Reporting Limit
O	RSD is greater than RSDlimit	P	Sample pH greater than 2 for VOA and TOC only.
R	RPD outside accepted recovery limits	RL	Reporting Detection Limit

Hall Environmental Analysis Laboratory, Inc.

CLIENT: Cypress Engineering
Project: TWP Laguna Sta 6
Lab ID: 1307B32-007
Matrix: AQUEOUS
Client Sample ID: Trip Blank
Collection Date:
Received Date: 7/25/2013 7:30:00 AM

Analyses	Result	RL	Qual	Units	DF	Date Analyzed	Batch
EPA METHOD 8260B: VOLATILES						Analyst:	**DJF**
Benzene	ND	1.0		µg/L	1	7/26/2013 5:41:25 PM	R12231
Toluene	ND	1.0		µg/L	1	7/26/2013 5:41:25 PM	R12231
Ethylbenzene	ND	1.0		µg/L	1	7/26/2013 5:41:25 PM	R12231
Methyl tert-butyl ether (MTBE)	ND	1.0		µg/L	1	7/26/2013 5:41:25 PM	R12231
1,2,4-Trimethylbenzene	ND	1.0		µg/L	1	7/26/2013 5:41:25 PM	R12231
1,3,5-Trimethylbenzene	ND	1.0		µg/L	1	7/26/2013 5:41:25 PM	R12231
1,2-Dichloroethane (EDC)	ND	1.0		µg/L	1	7/26/2013 5:41:25 PM	R12231
1,2-Dibromoethane (EDB)	ND	1.0		µg/L	1	7/26/2013 5:41:25 PM	R12231
Naphthalene	ND	2.0		µg/L	1	7/26/2013 5:41:25 PM	R12231
1-Methylnaphthalene	ND	4.0		µg/L	1	7/26/2013 5:41:25 PM	R12231
2-Methylnaphthalene	ND	4.0		µg/L	1	7/26/2013 5:41:25 PM	R12231
Acetone	ND	10		µg/L	1	7/26/2013 5:41:25 PM	R12231
Bromobenzene	ND	1.0		µg/L	1	7/26/2013 5:41:25 PM	R12231
Bromodichloromethane	ND	1.0		µg/L	1	7/26/2013 5:41:25 PM	R12231
Bromoform	ND	1.0		µg/L	1	7/26/2013 5:41:25 PM	R12231
Bromomethane	ND	3.0		µg/L	1	7/26/2013 5:41:25 PM	R12231
2-Butanone	ND	10		µg/L	1	7/26/2013 5:41:25 PM	R12231
Carbon disulfide	ND	10		µg/L	1	7/26/2013 5:41:25 PM	R12231
Carbon Tetrachloride	ND	1.0		µg/L	1	7/26/2013 5:41:25 PM	R12231
Chlorobenzene	ND	1.0		µg/L	1	7/26/2013 5:41:25 PM	R12231
Chloroethane	ND	2.0		µg/L	1	7/26/2013 5:41:25 PM	R12231
Chloroform	ND	1.0		µg/L	1	7/26/2013 5:41:25 PM	R12231
Chloromethane	ND	3.0		µg/L	1	7/26/2013 5:41:25 PM	R12231
2-Chlorotoluene	ND	1.0		µg/L	1	7/26/2013 5:41:25 PM	R12231
4-Chlorotoluene	ND	1.0		µg/L	1	7/26/2013 5:41:25 PM	R12231
cis-1,2-DCE	ND	1.0		µg/L	1	7/26/2013 5:41:25 PM	R12231
cis-1,3-Dichloropropene	ND	1.0		µg/L	1	7/26/2013 5:41:25 PM	R12231
1,2-Dibromo-3-chloropropane	ND	2.0		µg/L	1	7/26/2013 5:41:25 PM	R12231
Dibromochloromethane	ND	1.0		µg/L	1	7/26/2013 5:41:25 PM	R12231
Dibromomethane	ND	1.0		µg/L	1	7/26/2013 5:41:25 PM	R12231
1,2-Dichlorobenzene	ND	1.0		µg/L	1	7/26/2013 5:41:25 PM	R12231
1,3-Dichlorobenzene	ND	1.0		µg/L	1	7/26/2013 5:41:25 PM	R12231
1,4-Dichlorobenzene	ND	1.0		µg/L	1	7/26/2013 5:41:25 PM	R12231
Dichlorodifluoromethane	ND	1.0		µg/L	1	7/26/2013 5:41:25 PM	R12231
1,1-Dichloroethane	ND	1.0		µg/L	1	7/26/2013 5:41:25 PM	R12231
1,1-Dichloroethene	ND	1.0		µg/L	1	7/26/2013 5:41:25 PM	R12231
1,2-Dichloropropane	ND	1.0		µg/L	1	7/26/2013 5:41:25 PM	R12231
1,3-Dichloropropane	ND	1.0		µg/L	1	7/26/2013 5:41:25 PM	R12231
2,2-Dichloropropane	ND	2.0		µg/L	1	7/26/2013 5:41:25 PM	R12231
1,1-Dichloropropene	ND	1.0		µg/L	1	7/26/2013 5:41:25 PM	R12231

Refer to the QC Summary report and sample login checklist for flagged QC data and preservation information.

Qualifiers:

*	Value exceeds Maximum Contaminant Level.	B	Analyte detected in the associated Method Blank
E	Value above quantitation range	H	Holding times for preparation or analysis exceeded
J	Analyte detected below quantitation limits	ND	Not Detected at the Reporting Limit
O	RSD is greater than RSDlimit	P	Sample pH greater than 2 for VOA and TOC only.
R	RPD outside accepted recovery limits	RL	Reporting Detection Limit

Hall Environmental Analysis Laboratory, Inc.

CLIENT: Cypress Engineering
Project: TWP Laguna Sta 6
Lab ID: 1307B32-007 **Matrix:** AQUEOUS

Client Sample ID: Trip Blank
Collection Date:
Received Date: 7/25/2013 7:30:00 AM

Analyses	Result	RL	Qual	Units	DF	Date Analyzed	Batch
EPA METHOD 8260B: VOLATILES						Analyst:	**DJF**
Hexachlorobutadiene	ND	1.0		µg/L	1	7/26/2013 5:41:25 PM	R12231
2-Hexanone	ND	10		µg/L	1	7/26/2013 5:41:25 PM	R12231
Isopropylbenzene	ND	1.0		µg/L	1	7/26/2013 5:41:25 PM	R12231
4-Isopropyltoluene	ND	1.0		µg/L	1	7/26/2013 5:41:25 PM	R12231
4-Methyl-2-pentanone	ND	10		µg/L	1	7/26/2013 5:41:25 PM	R12231
Methylene Chloride	ND	3.0		µg/L	1	7/26/2013 5:41:25 PM	R12231
n-Butylbenzene	ND	3.0		µg/L	1	7/26/2013 5:41:25 PM	R12231
n-Propylbenzene	ND	1.0		µg/L	1	7/26/2013 5:41:25 PM	R12231
sec-Butylbenzene	ND	1.0		µg/L	1	7/26/2013 5:41:25 PM	R12231
Styrene	ND	1.0		µg/L	1	7/26/2013 5:41:25 PM	R12231
tert-Butylbenzene	ND	1.0		µg/L	1	7/26/2013 5:41:25 PM	R12231
1,1,1,2-Tetrachloroethane	ND	1.0		µg/L	1	7/26/2013 5:41:25 PM	R12231
1,1,2,2-Tetrachloroethane	ND	2.0		µg/L	1	7/26/2013 5:41:25 PM	R12231
Tetrachloroethene (PCE)	ND	1.0		µg/L	1	7/26/2013 5:41:25 PM	R12231
trans-1,2-DCE	ND	1.0		µg/L	1	7/26/2013 5:41:25 PM	R12231
trans-1,3-Dichloropropene	ND	1.0		µg/L	1	7/26/2013 5:41:25 PM	R12231
1,2,3-Trichlorobenzene	ND	1.0		µg/L	1	7/26/2013 5:41:25 PM	R12231
1,2,4-Trichlorobenzene	ND	1.0		µg/L	1	7/26/2013 5:41:25 PM	R12231
1,1,1-Trichloroethane	ND	1.0		µg/L	1	7/26/2013 5:41:25 PM	R12231
1,1,2-Trichloroethane	ND	1.0		µg/L	1	7/26/2013 5:41:25 PM	R12231
Trichloroethene (TCE)	ND	1.0		µg/L	1	7/26/2013 5:41:25 PM	R12231
Trichlorofluoromethane	ND	1.0		µg/L	1	7/26/2013 5:41:25 PM	R12231
1,2,3-Trichloropropane	ND	2.0		µg/L	1	7/26/2013 5:41:25 PM	R12231
Vinyl chloride	ND	1.0		µg/L	1	7/26/2013 5:41:25 PM	R12231
Xylenes, Total	ND	1.5		µg/L	1	7/26/2013 5:41:25 PM	R12231
Surr: 1,2-Dichloroethane-d4	92.6	70-130		%REC	1	7/26/2013 5:41:25 PM	R12231
Surr: 4-Bromofluorobenzene	91.4	70-130		%REC	1	7/26/2013 5:41:25 PM	R12231
Surr: Dibromofluoromethane	90.1	70-130		%REC	1	7/26/2013 5:41:25 PM	R12231
Surr: Toluene-d8	95.2	70-130		%REC	1	7/26/2013 5:41:25 PM	R12231

Refer to the QC Summary report and sample login checklist for flagged QC data and preservation information.

Qualifiers:

*	Value exceeds Maximum Contaminant Level.	B	Analyte detected in the associated Method Blank
E	Value above quantitation range	H	Holding times for preparation or analysis exceeded
J	Analyte detected below quantitation limits	ND	Not Detected at the Reporting Limit
O	RSD is greater than RSDlimit	P	Sample pH greater than 2 for VOA and TOC only.
R	RPD outside accepted recovery limits	RL	Reporting Detection Limit

Analytical Report
Lab Order **1307C25**
Date Reported: **8/8/2013**

Hall Environmental Analysis Laboratory, Inc.

CLIENT: Cypress Engineering
Project: TWP Laguna Sta 6
Lab ID: 1307C25-001 **Matrix:** AQUEOUS

Client Sample ID: 6-20B
Collection Date: 7/25/2013 8:00:00 AM
Received Date: 7/26/2013 11:00:00 AM

Analyses	Result	RL	Qual	Units	DF	Date Analyzed	Batch
EPA METHOD 8082: PCB'S						Analyst:	**SCC**
Aroclor 1016	ND	1.0		µg/L	1	7/29/2013 8:18:35 PM	8583
Aroclor 1221	ND	1.0		µg/L	1	7/29/2013 8:18:35 PM	8583
Aroclor 1232	ND	1.0		µg/L	1	7/29/2013 8:18:35 PM	8583
Aroclor 1242	ND	1.0		µg/L	1	7/29/2013 8:18:35 PM	8583
Aroclor 1248	ND	1.0		µg/L	1	7/29/2013 8:18:35 PM	8583
Aroclor 1254	ND	1.0		µg/L	1	7/29/2013 8:18:35 PM	8583
Aroclor 1260	ND	1.0		µg/L	1	7/29/2013 8:18:35 PM	8583
Surr: Decachlorobiphenyl	73.2	23.9-124		%REC	1	7/29/2013 8:18:35 PM	8583
Surr: Tetrachloro-m-xylene	66.8	28.1-139		%REC	1	7/29/2013 8:18:35 PM	8583
EPA METHOD 8260B: VOLATILES						Analyst:	**DJF**
Benzene	ND	1.0		µg/L	1	7/31/2013 12:34:26 AM	R12295
Toluene	ND	1.0		µg/L	1	7/31/2013 12:34:26 AM	R12295
Ethylbenzene	ND	1.0		µg/L	1	7/31/2013 12:34:26 AM	R12295
Methyl tert-butyl ether (MTBE)	ND	1.0		µg/L	1	7/31/2013 12:34:26 AM	R12295
1,2,4-Trimethylbenzene	ND	1.0		µg/L	1	7/31/2013 12:34:26 AM	R12295
1,3,5-Trimethylbenzene	ND	1.0		µg/L	1	7/31/2013 12:34:26 AM	R12295
1,2-Dichloroethane (EDC)	ND	1.0		µg/L	1	7/31/2013 12:34:26 AM	R12295
1,2-Dibromoethane (EDB)	ND	1.0		µg/L	1	7/31/2013 12:34:26 AM	R12295
Naphthalene	ND	2.0		µg/L	1	7/31/2013 12:34:26 AM	R12295
1-Methylnaphthalene	ND	4.0		µg/L	1	7/31/2013 12:34:26 AM	R12295
2-Methylnaphthalene	ND	4.0		µg/L	1	7/31/2013 12:34:26 AM	R12295
Acetone	ND	10		µg/L	1	7/31/2013 12:34:26 AM	R12295
Bromobenzene	ND	1.0		µg/L	1	7/31/2013 12:34:26 AM	R12295
Bromodichloromethane	ND	1.0		µg/L	1	7/31/2013 12:34:26 AM	R12295
Bromoform	ND	1.0		µg/L	1	7/31/2013 12:34:26 AM	R12295
Bromomethane	ND	3.0		µg/L	1	7/31/2013 12:34:26 AM	R12295
2-Butanone	ND	10		µg/L	1	7/31/2013 12:34:26 AM	R12295
Carbon disulfide	ND	10		µg/L	1	7/31/2013 12:34:26 AM	R12295
Carbon Tetrachloride	ND	1.0		µg/L	1	7/31/2013 12:34:26 AM	R12295
Chlorobenzene	ND	1.0		µg/L	1	7/31/2013 12:34:26 AM	R12295
Chloroethane	ND	2.0		µg/L	1	7/31/2013 12:34:26 AM	R12295
Chloroform	ND	1.0		µg/L	1	7/31/2013 12:34:26 AM	R12295
Chloromethane	ND	3.0		µg/L	1	7/31/2013 12:34:26 AM	R12295
2-Chlorotoluene	ND	1.0		µg/L	1	7/31/2013 12:34:26 AM	R12295
4-Chlorotoluene	ND	1.0		µg/L	1	7/31/2013 12:34:26 AM	R12295
cis-1,2-DCE	ND	1.0		µg/L	1	7/31/2013 12:34:26 AM	R12295
cis-1,3-Dichloropropene	ND	1.0		µg/L	1	7/31/2013 12:34:26 AM	R12295
1,2-Dibromo-3-chloropropane	ND	2.0		µg/L	1	7/31/2013 12:34:26 AM	R12295
Dibromochloromethane	ND	1.0		µg/L	1	7/31/2013 12:34:26 AM	R12295
Dibromomethane	ND	1.0		µg/L	1	7/31/2013 12:34:26 AM	R12295

Refer to the QC Summary report and sample login checklist for flagged QC data and preservation information.

Qualifiers:

*	Value exceeds Maximum Contaminant Level.	B	Analyte detected in the associated Method Blank
E	Value above quantitation range	H	Holding times for preparation or analysis exceeded
J	Analyte detected below quantitation limits	ND	Not Detected at the Reporting Limit
O	RSD is greater than RSDlimit	P	Sample pH greater than 2 for VOA and TOC only.
R	RPD outside accepted recovery limits	RL	Reporting Detection Limit

Hall Environmental Analysis Laboratory, Inc.

CLIENT: Cypress Engineering
Project: TWP Laguna Sta 6
Lab ID: 1307C25-001 **Matrix:** AQUEOUS

Client Sample ID: 6-20B
Collection Date: 7/25/2013 8:00:00 AM
Received Date: 7/26/2013 11:00:00 AM

Analyses	Result	RL	Qual	Units	DF	Date Analyzed	Batch
EPA METHOD 8260B: VOLATILES						Analyst:	**DJF**
1,2-Dichlorobenzene	ND	1.0		µg/L	1	7/31/2013 12:34:26 AM	R12295
1,3-Dichlorobenzene	ND	1.0		µg/L	1	7/31/2013 12:34:26 AM	R12295
1,4-Dichlorobenzene	ND	1.0		µg/L	1	7/31/2013 12:34:26 AM	R12295
Dichlorodifluoromethane	ND	1.0		µg/L	1	7/31/2013 12:34:26 AM	R12295
1,1-Dichloroethane	8.4	1.0		µg/L	1	7/31/2013 12:34:26 AM	R12295
1,1-Dichloroethene	ND	1.0		µg/L	1	7/31/2013 12:34:26 AM	R12295
1,2-Dichloropropane	ND	1.0		µg/L	1	7/31/2013 12:34:26 AM	R12295
1,3-Dichloropropane	ND	1.0		µg/L	1	7/31/2013 12:34:26 AM	R12295
2,2-Dichloropropane	ND	2.0		µg/L	1	7/31/2013 12:34:26 AM	R12295
1,1-Dichloropropene	ND	1.0		µg/L	1	7/31/2013 12:34:26 AM	R12295
Hexachlorobutadiene	ND	1.0		µg/L	1	7/31/2013 12:34:26 AM	R12295
2-Hexanone	ND	10		µg/L	1	7/31/2013 12:34:26 AM	R12295
Isopropylbenzene	ND	1.0		µg/L	1	7/31/2013 12:34:26 AM	R12295
4-Isopropyltoluene	ND	1.0		µg/L	1	7/31/2013 12:34:26 AM	R12295
4-Methyl-2-pentanone	ND	10		µg/L	1	7/31/2013 12:34:26 AM	R12295
Methylene Chloride	ND	3.0		µg/L	1	7/31/2013 12:34:26 AM	R12295
n-Butylbenzene	ND	3.0		µg/L	1	7/31/2013 12:34:26 AM	R12295
n-Propylbenzene	ND	1.0		µg/L	1	7/31/2013 12:34:26 AM	R12295
sec-Butylbenzene	ND	1.0		µg/L	1	7/31/2013 12:34:26 AM	R12295
Styrene	ND	1.0		µg/L	1	7/31/2013 12:34:26 AM	R12295
tert-Butylbenzene	ND	1.0		µg/L	1	7/31/2013 12:34:26 AM	R12295
1,1,1,2-Tetrachloroethane	ND	1.0		µg/L	1	7/31/2013 12:34:26 AM	R12295
1,1,2,2-Tetrachloroethane	ND	2.0		µg/L	1	7/31/2013 12:34:26 AM	R12295
Tetrachloroethene (PCE)	ND	1.0		µg/L	1	7/31/2013 12:34:26 AM	R12295
trans-1,2-DCE	ND	1.0		µg/L	1	7/31/2013 12:34:26 AM	R12295
trans-1,3-Dichloropropene	ND	1.0		µg/L	1	7/31/2013 12:34:26 AM	R12295
1,2,3-Trichlorobenzene	ND	1.0		µg/L	1	7/31/2013 12:34:26 AM	R12295
1,2,4-Trichlorobenzene	ND	1.0		µg/L	1	7/31/2013 12:34:26 AM	R12295
1,1,1-Trichloroethane	ND	1.0		µg/L	1	7/31/2013 12:34:26 AM	R12295
1,1,2-Trichloroethane	ND	1.0		µg/L	1	7/31/2013 12:34:26 AM	R12295
Trichloroethene (TCE)	ND	1.0		µg/L	1	7/31/2013 12:34:26 AM	R12295
Trichlorofluoromethane	ND	1.0		µg/L	1	7/31/2013 12:34:26 AM	R12295
1,2,3-Trichloropropane	ND	2.0		µg/L	1	7/31/2013 12:34:26 AM	R12295
Vinyl chloride	ND	1.0		µg/L	1	7/31/2013 12:34:26 AM	R12295
Xylenes, Total	ND	1.5		µg/L	1	7/31/2013 12:34:26 AM	R12295
Surr: 1,2-Dichloroethane-d4	94.5	70-130		%REC	1	7/31/2013 12:34:26 AM	R12295
Surr: 4-Bromofluorobenzene	87.0	70-130		%REC	1	7/31/2013 12:34:26 AM	R12295
Surr: Dibromofluoromethane	85.0	70-130		%REC	1	7/31/2013 12:34:26 AM	R12295
Surr: Toluene-d8	103	70-130		%REC	1	7/31/2013 12:34:26 AM	R12295

Refer to the QC Summary report and sample login checklist for flagged QC data and preservation information.

Qualifiers:

*	Value exceeds Maximum Contaminant Level.	B	Analyte detected in the associated Method Blank
E	Value above quantitation range	H	Holding times for preparation or analysis exceeded
J	Analyte detected below quantitation limits	ND	Not Detected at the Reporting Limit
O	RSD is greater than RSDlimit	P	Sample pH greater than 2 for VOA and TOC only.
R	RPD outside accepted recovery limits	RL	Reporting Detection Limit

Hall Environmental Analysis Laboratory, Inc.

CLIENT: Cypress Engineering
Project: TWP Laguna Sta 6
Lab ID: 1307C25-002 **Matrix:** AQUEOUS

Client Sample ID: 6-21B
Collection Date: 7/25/2013 8:15:00 AM
Received Date: 7/26/2013 11:00:00 AM

Analyses	Result	RL	Qual	Units	DF	Date Analyzed	Batch
EPA METHOD 8082: PCB'S						Analyst:	**SCC**
Aroclor 1016	ND	1.0		µg/L	1	7/29/2013 9:03:41 PM	8583
Aroclor 1221	ND	1.0		µg/L	1	7/29/2013 9:03:41 PM	8583
Aroclor 1232	ND	1.0		µg/L	1	7/29/2013 9:03:41 PM	8583
Aroclor 1242	ND	1.0		µg/L	1	7/29/2013 9:03:41 PM	8583
Aroclor 1248	ND	1.0		µg/L	1	7/29/2013 9:03:41 PM	8583
Aroclor 1254	ND	1.0		µg/L	1	7/29/2013 9:03:41 PM	8583
Aroclor 1260	ND	1.0		µg/L	1	7/29/2013 9:03:41 PM	8583
Surr: Decachlorobiphenyl	67.2	23.9-124		%REC	1	7/29/2013 9:03:41 PM	8583
Surr: Tetrachloro-m-xylene	51.2	28.1-139		%REC	1	7/29/2013 9:03:41 PM	8583
EPA METHOD 8260B: VOLATILES						Analyst:	**DJF**
Benzene	2.8	1.0		µg/L	1	7/31/2013 1:06:05 AM	R12295
Toluene	ND	1.0		µg/L	1	7/31/2013 1:06:05 AM	R12295
Ethylbenzene	ND	1.0		µg/L	1	7/31/2013 1:06:05 AM	R12295
Methyl tert-butyl ether (MTBE)	ND	1.0		µg/L	1	7/31/2013 1:06:05 AM	R12295
1,2,4-Trimethylbenzene	ND	1.0		µg/L	1	7/31/2013 1:06:05 AM	R12295
1,3,5-Trimethylbenzene	ND	1.0		µg/L	1	7/31/2013 1:06:05 AM	R12295
1,2-Dichloroethane (EDC)	ND	1.0		µg/L	1	7/31/2013 1:06:05 AM	R12295
1,2-Dibromoethane (EDB)	ND	1.0		µg/L	1	7/31/2013 1:06:05 AM	R12295
Naphthalene	ND	2.0		µg/L	1	7/31/2013 1:06:05 AM	R12295
1-Methylnaphthalene	ND	4.0		µg/L	1	7/31/2013 1:06:05 AM	R12295
2-Methylnaphthalene	ND	4.0		µg/L	1	7/31/2013 1:06:05 AM	R12295
Acetone	ND	10		µg/L	1	7/31/2013 1:06:05 AM	R12295
Bromobenzene	ND	1.0		µg/L	1	7/31/2013 1:06:05 AM	R12295
Bromodichloromethane	ND	1.0		µg/L	1	7/31/2013 1:06:05 AM	R12295
Bromoform	ND	1.0		µg/L	1	7/31/2013 1:06:05 AM	R12295
Bromomethane	ND	3.0		µg/L	1	7/31/2013 1:06:05 AM	R12295
2-Butanone	ND	10		µg/L	1	7/31/2013 1:06:05 AM	R12295
Carbon disulfide	ND	10		µg/L	1	7/31/2013 1:06:05 AM	R12295
Carbon Tetrachloride	ND	1.0		µg/L	1	7/31/2013 1:06:05 AM	R12295
Chlorobenzene	ND	1.0		µg/L	1	7/31/2013 1:06:05 AM	R12295
Chloroethane	ND	2.0		µg/L	1	7/31/2013 1:06:05 AM	R12295
Chloroform	ND	1.0		µg/L	1	7/31/2013 1:06:05 AM	R12295
Chloromethane	ND	3.0		µg/L	1	7/31/2013 1:06:05 AM	R12295
2-Chlorotoluene	ND	1.0		µg/L	1	7/31/2013 1:06:05 AM	R12295
4-Chlorotoluene	ND	1.0		µg/L	1	7/31/2013 1:06:05 AM	R12295
cis-1,2-DCE	ND	1.0		µg/L	1	7/31/2013 1:06:05 AM	R12295
cis-1,3-Dichloropropene	ND	1.0		µg/L	1	7/31/2013 1:06:05 AM	R12295
1,2-Dibromo-3-chloropropane	ND	2.0		µg/L	1	7/31/2013 1:06:05 AM	R12295
Dibromochloromethane	ND	1.0		µg/L	1	7/31/2013 1:06:05 AM	R12295
Dibromomethane	ND	1.0		µg/L	1	7/31/2013 1:06:05 AM	R12295

Refer to the QC Summary report and sample login checklist for flagged QC data and preservation information.

Qualifiers:

*	Value exceeds Maximum Contaminant Level.	B	Analyte detected in the associated Method Blank
E	Value above quantitation range	H	Holding times for preparation or analysis exceeded
J	Analyte detected below quantitation limits	ND	Not Detected at the Reporting Limit
O	RSD is greater than RSDlimit	P	Sample pH greater than 2 for VOA and TOC only.
R	RPD outside accepted recovery limits	RL	Reporting Detection Limit

Hall Environmental Analysis Laboratory, Inc.

CLIENT: Cypress Engineering
Project: TWP Laguna Sta 6
Lab ID: 1307C25-002

Client Sample ID: 6-21B
Collection Date: 7/25/2013 8:15:00 AM
Matrix: AQUEOUS **Received Date:** 7/26/2013 11:00:00 AM

Analyses	Result	RL	Qual	Units	DF	Date Analyzed	Batch
EPA METHOD 8260B: VOLATILES						Analyst:	**DJF**
1,2-Dichlorobenzene	ND	1.0		µg/L	1	7/31/2013 1:06:05 AM	R12295
1,3-Dichlorobenzene	ND	1.0		µg/L	1	7/31/2013 1:06:05 AM	R12295
1,4-Dichlorobenzene	ND	1.0		µg/L	1	7/31/2013 1:06:05 AM	R12295
Dichlorodifluoromethane	ND	1.0		µg/L	1	7/31/2013 1:06:05 AM	R12295
1,1-Dichloroethane	66	1.0		µg/L	1	7/31/2013 1:06:05 AM	R12295
1,1-Dichloroethene	30	1.0		µg/L	1	7/31/2013 1:06:05 AM	R12295
1,2-Dichloropropane	ND	1.0		µg/L	1	7/31/2013 1:06:05 AM	R12295
1,3-Dichloropropane	ND	1.0		µg/L	1	7/31/2013 1:06:05 AM	R12295
2,2-Dichloropropane	ND	2.0		µg/L	1	7/31/2013 1:06:05 AM	R12295
1,1-Dichloropropene	ND	1.0		µg/L	1	7/31/2013 1:06:05 AM	R12295
Hexachlorobutadiene	ND	1.0		µg/L	1	7/31/2013 1:06:05 AM	R12295
2-Hexanone	ND	10		µg/L	1	7/31/2013 1:06:05 AM	R12295
Isopropylbenzene	ND	1.0		µg/L	1	7/31/2013 1:06:05 AM	R12295
4-Isopropyltoluene	ND	1.0		µg/L	1	7/31/2013 1:06:05 AM	R12295
4-Methyl-2-pentanone	ND	10		µg/L	1	7/31/2013 1:06:05 AM	R12295
Methylene Chloride	ND	3.0		µg/L	1	7/31/2013 1:06:05 AM	R12295
n-Butylbenzene	ND	3.0		µg/L	1	7/31/2013 1:06:05 AM	R12295
n-Propylbenzene	ND	1.0		µg/L	1	7/31/2013 1:06:05 AM	R12295
sec-Butylbenzene	ND	1.0		µg/L	1	7/31/2013 1:06:05 AM	R12295
Styrene	ND	1.0		µg/L	1	7/31/2013 1:06:05 AM	R12295
tert-Butylbenzene	ND	1.0		µg/L	1	7/31/2013 1:06:05 AM	R12295
1,1,1,2-Tetrachloroethane	ND	1.0		µg/L	1	7/31/2013 1:06:05 AM	R12295
1,1,2,2-Tetrachloroethane	ND	2.0		µg/L	1	7/31/2013 1:06:05 AM	R12295
Tetrachloroethene (PCE)	ND	1.0		µg/L	1	7/31/2013 1:06:05 AM	R12295
trans-1,2-DCE	ND	1.0		µg/L	1	7/31/2013 1:06:05 AM	R12295
trans-1,3-Dichloropropene	ND	1.0		µg/L	1	7/31/2013 1:06:05 AM	R12295
1,2,3-Trichlorobenzene	ND	1.0		µg/L	1	7/31/2013 1:06:05 AM	R12295
1,2,4-Trichlorobenzene	ND	1.0		µg/L	1	7/31/2013 1:06:05 AM	R12295
1,1,1-Trichloroethane	ND	1.0		µg/L	1	7/31/2013 1:06:05 AM	R12295
1,1,2-Trichloroethane	ND	1.0		µg/L	1	7/31/2013 1:06:05 AM	R12295
Trichloroethene (TCE)	ND	1.0		µg/L	1	7/31/2013 1:06:05 AM	R12295
Trichlorofluoromethane	ND	1.0		µg/L	1	7/31/2013 1:06:05 AM	R12295
1,2,3-Trichloropropane	ND	2.0		µg/L	1	7/31/2013 1:06:05 AM	R12295
Vinyl chloride	ND	1.0		µg/L	1	7/31/2013 1:06:05 AM	R12295
Xylenes, Total	ND	1.5		µg/L	1	7/31/2013 1:06:05 AM	R12295
Surr: 1,2-Dichloroethane-d4	99.5	70-130		%REC	1	7/31/2013 1:06:05 AM	R12295
Surr: 4-Bromofluorobenzene	86.4	70-130		%REC	1	7/31/2013 1:06:05 AM	R12295
Surr: Dibromofluoromethane	85.6	70-130		%REC	1	7/31/2013 1:06:05 AM	R12295
Surr: Toluene-d8	102	70-130		%REC	1	7/31/2013 1:06:05 AM	R12295

Refer to the QC Summary report and sample login checklist for flagged QC data and preservation information.

Qualifiers:

*	Value exceeds Maximum Contaminant Level.	B	Analyte detected in the associated Method Blank
E	Value above quantitation range	H	Holding times for preparation or analysis exceeded
J	Analyte detected below quantitation limits	ND	Not Detected at the Reporting Limit
O	RSD is greater than RSDlimit	P	Sample pH greater than 2 for VOA and TOC only.
R	RPD outside accepted recovery limits	RL	Reporting Detection Limit

Hall Environmental Analysis Laboratory, Inc.

CLIENT: Cypress Engineering
Project: TWP Laguna Sta 6
Lab ID: 1307C25-003 **Matrix:** AQUEOUS

Client Sample ID: 6-22B
Collection Date: 7/25/2013 11:10:00 AM
Received Date: 7/26/2013 11:00:00 AM

Analyses	Result	RL	Qual	Units	DF	Date Analyzed	Batch
EPA METHOD 8082: PCB'S						Analyst:	**SCC**
Aroclor 1016	ND	1.0		µg/L	1	7/29/2013 9:49:22 PM	8583
Aroclor 1221	ND	1.0		µg/L	1	7/29/2013 9:49:22 PM	8583
Aroclor 1232	ND	1.0		µg/L	1	7/29/2013 9:49:22 PM	8583
Aroclor 1242	ND	1.0		µg/L	1	7/29/2013 9:49:22 PM	8583
Aroclor 1248	ND	1.0		µg/L	1	7/29/2013 9:49:22 PM	8583
Aroclor 1254	ND	1.0		µg/L	1	7/29/2013 9:49:22 PM	8583
Aroclor 1260	ND	1.0		µg/L	1	7/29/2013 9:49:22 PM	8583
Surr: Decachlorobiphenyl	66.0	23.9-124		%REC	1	7/29/2013 9:49:22 PM	8583
Surr: Tetrachloro-m-xylene	57.6	28.1-139		%REC	1	7/29/2013 9:49:22 PM	8583
EPA METHOD 8260B: VOLATILES						Analyst:	**DJF**
Benzene	ND	1.0		µg/L	1	7/31/2013 1:37:42 AM	R12295
Toluene	ND	1.0		µg/L	1	7/31/2013 1:37:42 AM	R12295
Ethylbenzene	ND	1.0		µg/L	1	7/31/2013 1:37:42 AM	R12295
Methyl tert-butyl ether (MTBE)	ND	1.0		µg/L	1	7/31/2013 1:37:42 AM	R12295
1,2,4-Trimethylbenzene	ND	1.0		µg/L	1	7/31/2013 1:37:42 AM	R12295
1,3,5-Trimethylbenzene	ND	1.0		µg/L	1	7/31/2013 1:37:42 AM	R12295
1,2-Dichloroethane (EDC)	ND	1.0		µg/L	1	7/31/2013 1:37:42 AM	R12295
1,2-Dibromoethane (EDB)	ND	1.0		µg/L	1	7/31/2013 1:37:42 AM	R12295
Naphthalene	ND	2.0		µg/L	1	7/31/2013 1:37:42 AM	R12295
1-Methylnaphthalene	ND	4.0		µg/L	1	7/31/2013 1:37:42 AM	R12295
2-Methylnaphthalene	ND	4.0		µg/L	1	7/31/2013 1:37:42 AM	R12295
Acetone	15	10		µg/L	1	7/31/2013 1:37:42 AM	R12295
Bromobenzene	ND	1.0		µg/L	1	7/31/2013 1:37:42 AM	R12295
Bromodichloromethane	ND	1.0		µg/L	1	7/31/2013 1:37:42 AM	R12295
Bromoform	ND	1.0		µg/L	1	7/31/2013 1:37:42 AM	R12295
Bromomethane	ND	3.0		µg/L	1	7/31/2013 1:37:42 AM	R12295
2-Butanone	ND	10		µg/L	1	7/31/2013 1:37:42 AM	R12295
Carbon disulfide	ND	10		µg/L	1	7/31/2013 1:37:42 AM	R12295
Carbon Tetrachloride	ND	1.0		µg/L	1	7/31/2013 1:37:42 AM	R12295
Chlorobenzene	ND	1.0		µg/L	1	7/31/2013 1:37:42 AM	R12295
Chloroethane	ND	2.0		µg/L	1	7/31/2013 1:37:42 AM	R12295
Chloroform	ND	1.0		µg/L	1	7/31/2013 1:37:42 AM	R12295
Chloromethane	ND	3.0		µg/L	1	7/31/2013 1:37:42 AM	R12295
2-Chlorotoluene	ND	1.0		µg/L	1	7/31/2013 1:37:42 AM	R12295
4-Chlorotoluene	ND	1.0		µg/L	1	7/31/2013 1:37:42 AM	R12295
cis-1,2-DCE	ND	1.0		µg/L	1	7/31/2013 1:37:42 AM	R12295
cis-1,3-Dichloropropene	ND	1.0		µg/L	1	7/31/2013 1:37:42 AM	R12295
1,2-Dibromo-3-chloropropane	ND	2.0		µg/L	1	7/31/2013 1:37:42 AM	R12295
Dibromochloromethane	ND	1.0		µg/L	1	7/31/2013 1:37:42 AM	R12295
Dibromomethane	ND	1.0		µg/L	1	7/31/2013 1:37:42 AM	R12295

Refer to the QC Summary report and sample login checklist for flagged QC data and preservation information.

Qualifiers:

*	Value exceeds Maximum Contaminant Level.	B	Analyte detected in the associated Method Blank
E	Value above quantitation range	H	Holding times for preparation or analysis exceeded
J	Analyte detected below quantitation limits	ND	Not Detected at the Reporting Limit
O	RSD is greater than RSDlimit	P	Sample pH greater than 2 for VOA and TOC only.
R	RPD outside accepted recovery limits	RL	Reporting Detection Limit

Analytical Report
Lab Order **1307C25**
Date Reported: **8/8/2013**

Hall Environmental Analysis Laboratory, Inc.

CLIENT: Cypress Engineering
Project: TWP Laguna Sta 6
Lab ID: 1307C25-003 **Matrix:** AQUEOUS

Client Sample ID: 6-22B
Collection Date: 7/25/2013 11:10:00 AM
Received Date: 7/26/2013 11:00:00 AM

Analyses	Result	RL	Qual	Units	DF	Date Analyzed	Batch
EPA METHOD 8260B: VOLATILES						Analyst:	**DJF**
1,2-Dichlorobenzene	ND	1.0		µg/L	1	7/31/2013 1:37:42 AM	R12295
1,3-Dichlorobenzene	ND	1.0		µg/L	1	7/31/2013 1:37:42 AM	R12295
1,4-Dichlorobenzene	ND	1.0		µg/L	1	7/31/2013 1:37:42 AM	R12295
Dichlorodifluoromethane	ND	1.0		µg/L	1	7/31/2013 1:37:42 AM	R12295
1,1-Dichloroethane	ND	1.0		µg/L	1	7/31/2013 1:37:42 AM	R12295
1,1-Dichloroethene	ND	1.0		µg/L	1	7/31/2013 1:37:42 AM	R12295
1,2-Dichloropropane	ND	1.0		µg/L	1	7/31/2013 1:37:42 AM	R12295
1,3-Dichloropropane	ND	1.0		µg/L	1	7/31/2013 1:37:42 AM	R12295
2,2-Dichloropropane	ND	2.0		µg/L	1	7/31/2013 1:37:42 AM	R12295
1,1-Dichloropropene	ND	1.0		µg/L	1	7/31/2013 1:37:42 AM	R12295
Hexachlorobutadiene	ND	1.0		µg/L	1	7/31/2013 1:37:42 AM	R12295
2-Hexanone	ND	10		µg/L	1	7/31/2013 1:37:42 AM	R12295
Isopropylbenzene	ND	1.0		µg/L	1	7/31/2013 1:37:42 AM	R12295
4-Isopropyltoluene	ND	1.0		µg/L	1	7/31/2013 1:37:42 AM	R12295
4-Methyl-2-pentanone	ND	10		µg/L	1	7/31/2013 1:37:42 AM	R12295
Methylene Chloride	ND	3.0		µg/L	1	7/31/2013 1:37:42 AM	R12295
n-Butylbenzene	ND	3.0		µg/L	1	7/31/2013 1:37:42 AM	R12295
n-Propylbenzene	ND	1.0		µg/L	1	7/31/2013 1:37:42 AM	R12295
sec-Butylbenzene	ND	1.0		µg/L	1	7/31/2013 1:37:42 AM	R12295
Styrene	ND	1.0		µg/L	1	7/31/2013 1:37:42 AM	R12295
tert-Butylbenzene	ND	1.0		µg/L	1	7/31/2013 1:37:42 AM	R12295
1,1,1,2-Tetrachloroethane	ND	1.0		µg/L	1	7/31/2013 1:37:42 AM	R12295
1,1,2,2-Tetrachloroethane	ND	2.0		µg/L	1	7/31/2013 1:37:42 AM	R12295
Tetrachloroethene (PCE)	ND	1.0		µg/L	1	7/31/2013 1:37:42 AM	R12295
trans-1,2-DCE	ND	1.0		µg/L	1	7/31/2013 1:37:42 AM	R12295
trans-1,3-Dichloropropene	ND	1.0		µg/L	1	7/31/2013 1:37:42 AM	R12295
1,2,3-Trichlorobenzene	ND	1.0		µg/L	1	7/31/2013 1:37:42 AM	R12295
1,2,4-Trichlorobenzene	ND	1.0		µg/L	1	7/31/2013 1:37:42 AM	R12295
1,1,1-Trichloroethane	ND	1.0		µg/L	1	7/31/2013 1:37:42 AM	R12295
1,1,2-Trichloroethane	ND	1.0		µg/L	1	7/31/2013 1:37:42 AM	R12295
Trichloroethene (TCE)	ND	1.0		µg/L	1	7/31/2013 1:37:42 AM	R12295
Trichlorofluoromethane	ND	1.0		µg/L	1	7/31/2013 1:37:42 AM	R12295
1,2,3-Trichloropropane	ND	2.0		µg/L	1	7/31/2013 1:37:42 AM	R12295
Vinyl chloride	ND	1.0		µg/L	1	7/31/2013 1:37:42 AM	R12295
Xylenes, Total	ND	1.5		µg/L	1	7/31/2013 1:37:42 AM	R12295
Surr: 1,2-Dichloroethane-d4	95.0	70-130		%REC	1	7/31/2013 1:37:42 AM	R12295
Surr: 4-Bromofluorobenzene	88.5	70-130		%REC	1	7/31/2013 1:37:42 AM	R12295
Surr: Dibromofluoromethane	87.1	70-130		%REC	1	7/31/2013 1:37:42 AM	R12295
Surr: Toluene-d8	101	70-130		%REC	1	7/31/2013 1:37:42 AM	R12295

Refer to the QC Summary report and sample login checklist for flagged QC data and preservation information.

Qualifiers:

*	Value exceeds Maximum Contaminant Level.	B	Analyte detected in the associated Method Blank
E	Value above quantitation range	H	Holding times for preparation or analysis exceeded
J	Analyte detected below quantitation limits	ND	Not Detected at the Reporting Limit
O	RSD is greater than RSDlimit	P	Sample pH greater than 2 for VOA and TOC only.
R	RPD outside accepted recovery limits	RL	Reporting Detection Limit

Hall Environmental Analysis Laboratory, Inc.

CLIENT: Cypress Engineering
Project: TWP Laguna Sta 6
Lab ID: 1307C25-004
Matrix: AQUEOUS
Client Sample ID: 6-19
Collection Date: 7/25/2013 8:20:00 AM
Received Date: 7/26/2013 11:00:00 AM

Analyses	Result	RL	Qual	Units	DF	Date Analyzed	Batch
EPA METHOD 8260B: VOLATILES						Analyst:	**DJF**
Benzene	ND	1.0		µg/L	1	7/31/2013 4:16:16 AM	R12295
Toluene	ND	1.0		µg/L	1	7/31/2013 4:16:16 AM	R12295
Ethylbenzene	ND	1.0		µg/L	1	7/31/2013 4:16:16 AM	R12295
Methyl tert-butyl ether (MTBE)	ND	1.0		µg/L	1	7/31/2013 4:16:16 AM	R12295
1,2,4-Trimethylbenzene	ND	1.0		µg/L	1	7/31/2013 4:16:16 AM	R12295
1,3,5-Trimethylbenzene	ND	1.0		µg/L	1	7/31/2013 4:16:16 AM	R12295
1,2-Dichloroethane (EDC)	ND	1.0		µg/L	1	7/31/2013 4:16:16 AM	R12295
1,2-Dibromoethane (EDB)	ND	1.0		µg/L	1	7/31/2013 4:16:16 AM	R12295
Naphthalene	ND	2.0		µg/L	1	7/31/2013 4:16:16 AM	R12295
1-Methylnaphthalene	ND	4.0		µg/L	1	7/31/2013 4:16:16 AM	R12295
2-Methylnaphthalene	ND	4.0		µg/L	1	7/31/2013 4:16:16 AM	R12295
Acetone	ND	10		µg/L	1	7/31/2013 4:16:16 AM	R12295
Bromobenzene	ND	1.0		µg/L	1	7/31/2013 4:16:16 AM	R12295
Bromodichloromethane	5.4	1.0		µg/L	1	7/31/2013 4:16:16 AM	R12295
Bromoform	ND	1.0		µg/L	1	7/31/2013 4:16:16 AM	R12295
Bromomethane	ND	3.0		µg/L	1	7/31/2013 4:16:16 AM	R12295
2-Butanone	ND	10		µg/L	1	7/31/2013 4:16:16 AM	R12295
Carbon disulfide	ND	10		µg/L	1	7/31/2013 4:16:16 AM	R12295
Carbon Tetrachloride	51	1.0		µg/L	1	7/31/2013 4:16:16 AM	R12295
Chlorobenzene	ND	1.0		µg/L	1	7/31/2013 4:16:16 AM	R12295
Chloroethane	ND	2.0		µg/L	1	7/31/2013 4:16:16 AM	R12295
Chloroform	340	10		µg/L	10	7/31/2013 11:56:27 AM	R12327
Chloromethane	ND	3.0		µg/L	1	7/31/2013 4:16:16 AM	R12295
2-Chlorotoluene	ND	1.0		µg/L	1	7/31/2013 4:16:16 AM	R12295
4-Chlorotoluene	ND	1.0		µg/L	1	7/31/2013 4:16:16 AM	R12295
cis-1,2-DCE	ND	1.0		µg/L	1	7/31/2013 4:16:16 AM	R12295
cis-1,3-Dichloropropene	ND	1.0		µg/L	1	7/31/2013 4:16:16 AM	R12295
1,2-Dibromo-3-chloropropane	ND	2.0		µg/L	1	7/31/2013 4:16:16 AM	R12295
Dibromochloromethane	1.5	1.0		µg/L	1	7/31/2013 4:16:16 AM	R12295
Dibromomethane	ND	1.0		µg/L	1	7/31/2013 4:16:16 AM	R12295
1,2-Dichlorobenzene	ND	1.0		µg/L	1	7/31/2013 4:16:16 AM	R12295
1,3-Dichlorobenzene	ND	1.0		µg/L	1	7/31/2013 4:16:16 AM	R12295
1,4-Dichlorobenzene	ND	1.0		µg/L	1	7/31/2013 4:16:16 AM	R12295
Dichlorodifluoromethane	ND	1.0		µg/L	1	7/31/2013 4:16:16 AM	R12295
1,1-Dichloroethane	ND	1.0		µg/L	1	7/31/2013 4:16:16 AM	R12295
1,1-Dichloroethene	ND	1.0		µg/L	1	7/31/2013 4:16:16 AM	R12295
1,2-Dichloropropane	ND	1.0		µg/L	1	7/31/2013 4:16:16 AM	R12295
1,3-Dichloropropane	ND	1.0		µg/L	1	7/31/2013 4:16:16 AM	R12295
2,2-Dichloropropane	ND	2.0		µg/L	1	7/31/2013 4:16:16 AM	R12295
1,1-Dichloropropene	ND	1.0		µg/L	1	7/31/2013 4:16:16 AM	R12295

Refer to the QC Summary report and sample login checklist for flagged QC data and preservation information.

Qualifiers:

*	Value exceeds Maximum Contaminant Level.	B	Analyte detected in the associated Method Blank
E	Value above quantitation range	H	Holding times for preparation or analysis exceeded
J	Analyte detected below quantitation limits	ND	Not Detected at the Reporting Limit
O	RSD is greater than RSDlimit	P	Sample pH greater than 2 for VOA and TOC only.
R	RPD outside accepted recovery limits	RL	Reporting Detection Limit

Hall Environmental Analysis Laboratory, Inc.

CLIENT: Cypress Engineering
Project: TWP Laguna Sta 6
Lab ID: 1307C25-004 **Matrix:** AQUEOUS

Client Sample ID: 6-19
Collection Date: 7/25/2013 8:20:00 AM
Received Date: 7/26/2013 11:00:00 AM

Analyses	Result	RL	Qual	Units	DF	Date Analyzed	Batch
EPA METHOD 8260B: VOLATILES						Analyst:	**DJF**
Hexachlorobutadiene	ND	1.0		µg/L	1	7/31/2013 4:16:16 AM	R12295
2-Hexanone	ND	10		µg/L	1	7/31/2013 4:16:16 AM	R12295
Isopropylbenzene	ND	1.0		µg/L	1	7/31/2013 4:16:16 AM	R12295
4-Isopropyltoluene	ND	1.0		µg/L	1	7/31/2013 4:16:16 AM	R12295
4-Methyl-2-pentanone	ND	10		µg/L	1	7/31/2013 4:16:16 AM	R12295
Methylene Chloride	ND	3.0		µg/L	1	7/31/2013 4:16:16 AM	R12295
n-Butylbenzene	ND	3.0		µg/L	1	7/31/2013 4:16:16 AM	R12295
n-Propylbenzene	ND	1.0		µg/L	1	7/31/2013 4:16:16 AM	R12295
sec-Butylbenzene	ND	1.0		µg/L	1	7/31/2013 4:16:16 AM	R12295
Styrene	ND	1.0		µg/L	1	7/31/2013 4:16:16 AM	R12295
tert-Butylbenzene	ND	1.0		µg/L	1	7/31/2013 4:16:16 AM	R12295
1,1,1,2-Tetrachloroethane	ND	1.0		µg/L	1	7/31/2013 4:16:16 AM	R12295
1,1,2,2-Tetrachloroethane	ND	2.0		µg/L	1	7/31/2013 4:16:16 AM	R12295
Tetrachloroethene (PCE)	13	1.0		µg/L	1	7/31/2013 4:16:16 AM	R12295
trans-1,2-DCE	ND	1.0		µg/L	1	7/31/2013 4:16:16 AM	R12295
trans-1,3-Dichloropropene	ND	1.0		µg/L	1	7/31/2013 4:16:16 AM	R12295
1,2,3-Trichlorobenzene	ND	1.0		µg/L	1	7/31/2013 4:16:16 AM	R12295
1,2,4-Trichlorobenzene	ND	1.0		µg/L	1	7/31/2013 4:16:16 AM	R12295
1,1,1-Trichloroethane	ND	1.0		µg/L	1	7/31/2013 4:16:16 AM	R12295
1,1,2-Trichloroethane	ND	1.0		µg/L	1	7/31/2013 4:16:16 AM	R12295
Trichloroethene (TCE)	ND	1.0		µg/L	1	7/31/2013 4:16:16 AM	R12295
Trichlorofluoromethane	ND	1.0		µg/L	1	7/31/2013 4:16:16 AM	R12295
1,2,3-Trichloropropane	ND	2.0		µg/L	1	7/31/2013 4:16:16 AM	R12295
Vinyl chloride	ND	1.0		µg/L	1	7/31/2013 4:16:16 AM	R12295
Xylenes, Total	ND	1.5		µg/L	1	7/31/2013 4:16:16 AM	R12295
Surr: 1,2-Dichloroethane-d4	96.1	70-130		%REC	1	7/31/2013 4:16:16 AM	R12295
Surr: 4-Bromofluorobenzene	87.9	70-130		%REC	1	7/31/2013 4:16:16 AM	R12295
Surr: Dibromofluoromethane	87.8	70-130		%REC	1	7/31/2013 4:16:16 AM	R12295
Surr: Toluene-d8	100	70-130		%REC	1	7/31/2013 4:16:16 AM	R12295

Refer to the QC Summary report and sample login checklist for flagged QC data and preservation information.

Qualifiers:

*	Value exceeds Maximum Contaminant Level.	B	Analyte detected in the associated Method Blank
E	Value above quantitation range	H	Holding times for preparation or analysis exceeded
J	Analyte detected below quantitation limits	ND	Not Detected at the Reporting Limit
O	RSD is greater than RSDlimit	P	Sample pH greater than 2 for VOA and TOC only.
R	RPD outside accepted recovery limits	RL	Reporting Detection Limit

Hall Environmental Analysis Laboratory, Inc.

CLIENT: Cypress Engineering
Project: TWP Laguna Sta 6
Lab ID: 1307C25-005 **Matrix:** AQUEOUS

Client Sample ID: 6-07
Collection Date: 7/25/2013 8:30:00 AM
Received Date: 7/26/2013 11:00:00 AM

Analyses	Result	RL	Qual	Units	DF	Date Analyzed	Batch
EPA METHOD 8260B: VOLATILES						Analyst: DJF	
Benzene	ND	1.0		µg/L	1	7/31/2013 5:19:34 AM	R12295
Toluene	ND	1.0		µg/L	1	7/31/2013 5:19:34 AM	R12295
Ethylbenzene	ND	1.0		µg/L	1	7/31/2013 5:19:34 AM	R12295
Methyl tert-butyl ether (MTBE)	ND	1.0		µg/L	1	7/31/2013 5:19:34 AM	R12295
1,2,4-Trimethylbenzene	ND	1.0		µg/L	1	7/31/2013 5:19:34 AM	R12295
1,3,5-Trimethylbenzene	ND	1.0		µg/L	1	7/31/2013 5:19:34 AM	R12295
1,2-Dichloroethane (EDC)	ND	1.0		µg/L	1	7/31/2013 5:19:34 AM	R12295
1,2-Dibromoethane (EDB)	ND	1.0		µg/L	1	7/31/2013 5:19:34 AM	R12295
Naphthalene	ND	2.0		µg/L	1	7/31/2013 5:19:34 AM	R12295
1-Methylnaphthalene	ND	4.0		µg/L	1	7/31/2013 5:19:34 AM	R12295
2-Methylnaphthalene	ND	4.0		µg/L	1	7/31/2013 5:19:34 AM	R12295
Acetone	ND	10		µg/L	1	7/31/2013 5:19:34 AM	R12295
Bromobenzene	ND	1.0		µg/L	1	7/31/2013 5:19:34 AM	R12295
Bromodichloromethane	ND	1.0		µg/L	1	7/31/2013 5:19:34 AM	R12295
Bromoform	ND	1.0		µg/L	1	7/31/2013 5:19:34 AM	R12295
Bromomethane	ND	3.0		µg/L	1	7/31/2013 5:19:34 AM	R12295
2-Butanone	ND	10		µg/L	1	7/31/2013 5:19:34 AM	R12295
Carbon disulfide	ND	10		µg/L	1	7/31/2013 5:19:34 AM	R12295
Carbon Tetrachloride	ND	1.0		µg/L	1	7/31/2013 5:19:34 AM	R12295
Chlorobenzene	ND	1.0		µg/L	1	7/31/2013 5:19:34 AM	R12295
Chloroethane	ND	2.0		µg/L	1	7/31/2013 5:19:34 AM	R12295
Chloroform	ND	1.0		µg/L	1	7/31/2013 5:19:34 AM	R12295
Chloromethane	ND	3.0		µg/L	1	7/31/2013 5:19:34 AM	R12295
2-Chlorotoluene	ND	1.0		µg/L	1	7/31/2013 5:19:34 AM	R12295
4-Chlorotoluene	ND	1.0		µg/L	1	7/31/2013 5:19:34 AM	R12295
cis-1,2-DCE	ND	1.0		µg/L	1	7/31/2013 5:19:34 AM	R12295
cis-1,3-Dichloropropene	ND	1.0		µg/L	1	7/31/2013 5:19:34 AM	R12295
1,2-Dibromo-3-chloropropane	ND	2.0		µg/L	1	7/31/2013 5:19:34 AM	R12295
Dibromochloromethane	ND	1.0		µg/L	1	7/31/2013 5:19:34 AM	R12295
Dibromomethane	ND	1.0		µg/L	1	7/31/2013 5:19:34 AM	R12295
1,2-Dichlorobenzene	ND	1.0		µg/L	1	7/31/2013 5:19:34 AM	R12295
1,3-Dichlorobenzene	ND	1.0		µg/L	1	7/31/2013 5:19:34 AM	R12295
1,4-Dichlorobenzene	ND	1.0		µg/L	1	7/31/2013 5:19:34 AM	R12295
Dichlorodifluoromethane	ND	1.0		µg/L	1	7/31/2013 5:19:34 AM	R12295
1,1-Dichloroethane	1.9	1.0		µg/L	1	7/31/2013 5:19:34 AM	R12295
1,1-Dichloroethene	5.9	1.0		µg/L	1	7/31/2013 5:19:34 AM	R12295
1,2-Dichloropropane	ND	1.0		µg/L	1	7/31/2013 5:19:34 AM	R12295
1,3-Dichloropropane	ND	1.0		µg/L	1	7/31/2013 5:19:34 AM	R12295
2,2-Dichloropropane	ND	2.0		µg/L	1	7/31/2013 5:19:34 AM	R12295
1,1-Dichloropropene	ND	1.0		µg/L	1	7/31/2013 5:19:34 AM	R12295

Refer to the QC Summary report and sample login checklist for flagged QC data and preservation information.

Qualifiers:

*	Value exceeds Maximum Contaminant Level.	B	Analyte detected in the associated Method Blank
E	Value above quantitation range	H	Holding times for preparation or analysis exceeded
J	Analyte detected below quantitation limits	ND	Not Detected at the Reporting Limit
O	RSD is greater than RSDlimit	P	Sample pH greater than 2 for VOA and TOC only.
R	RPD outside accepted recovery limits	RL	Reporting Detection Limit

Hall Environmental Analysis Laboratory, Inc.

CLIENT: Cypress Engineering
Project: TWP Laguna Sta 6
Lab ID: 1307C25-005 **Matrix:** AQUEOUS

Client Sample ID: 6-07
Collection Date: 7/25/2013 8:30:00 AM
Received Date: 7/26/2013 11:00:00 AM

Analyses	Result	RL	Qual	Units	DF	Date Analyzed	Batch
EPA METHOD 8260B: VOLATILES						Analyst:	**DJF**
Hexachlorobutadiene	ND	1.0		µg/L	1	7/31/2013 5:19:34 AM	R12295
2-Hexanone	ND	10		µg/L	1	7/31/2013 5:19:34 AM	R12295
Isopropylbenzene	ND	1.0		µg/L	1	7/31/2013 5:19:34 AM	R12295
4-Isopropyltoluene	ND	1.0		µg/L	1	7/31/2013 5:19:34 AM	R12295
4-Methyl-2-pentanone	ND	10		µg/L	1	7/31/2013 5:19:34 AM	R12295
Methylene Chloride	ND	3.0		µg/L	1	7/31/2013 5:19:34 AM	R12295
n-Butylbenzene	ND	3.0		µg/L	1	7/31/2013 5:19:34 AM	R12295
n-Propylbenzene	ND	1.0		µg/L	1	7/31/2013 5:19:34 AM	R12295
sec-Butylbenzene	ND	1.0		µg/L	1	7/31/2013 5:19:34 AM	R12295
Styrene	ND	1.0		µg/L	1	7/31/2013 5:19:34 AM	R12295
tert-Butylbenzene	ND	1.0		µg/L	1	7/31/2013 5:19:34 AM	R12295
1,1,1,2-Tetrachloroethane	ND	1.0		µg/L	1	7/31/2013 5:19:34 AM	R12295
1,1,2,2-Tetrachloroethane	ND	2.0		µg/L	1	7/31/2013 5:19:34 AM	R12295
Tetrachloroethene (PCE)	ND	1.0		µg/L	1	7/31/2013 5:19:34 AM	R12295
trans-1,2-DCE	ND	1.0		µg/L	1	7/31/2013 5:19:34 AM	R12295
trans-1,3-Dichloropropene	ND	1.0		µg/L	1	7/31/2013 5:19:34 AM	R12295
1,2,3-Trichlorobenzene	ND	1.0		µg/L	1	7/31/2013 5:19:34 AM	R12295
1,2,4-Trichlorobenzene	ND	1.0		µg/L	1	7/31/2013 5:19:34 AM	R12295
1,1,1-Trichloroethane	ND	1.0		µg/L	1	7/31/2013 5:19:34 AM	R12295
1,1,2-Trichloroethane	ND	1.0		µg/L	1	7/31/2013 5:19:34 AM	R12295
Trichloroethene (TCE)	ND	1.0		µg/L	1	7/31/2013 5:19:34 AM	R12295
Trichlorofluoromethane	ND	1.0		µg/L	1	7/31/2013 5:19:34 AM	R12295
1,2,3-Trichloropropane	ND	2.0		µg/L	1	7/31/2013 5:19:34 AM	R12295
Vinyl chloride	ND	1.0		µg/L	1	7/31/2013 5:19:34 AM	R12295
Xylenes, Total	ND	1.5		µg/L	1	7/31/2013 5:19:34 AM	R12295
Surr: 1,2-Dichloroethane-d4	99.8	70-130		%REC	1	7/31/2013 5:19:34 AM	R12295
Surr: 4-Bromofluorobenzene	89.1	70-130		%REC	1	7/31/2013 5:19:34 AM	R12295
Surr: Dibromofluoromethane	89.8	70-130		%REC	1	7/31/2013 5:19:34 AM	R12295
Surr: Toluene-d8	101	70-130		%REC	1	7/31/2013 5:19:34 AM	R12295

Refer to the QC Summary report and sample login checklist for flagged QC data and preservation information.

Qualifiers:

*	Value exceeds Maximum Contaminant Level.	B	Analyte detected in the associated Method Blank
E	Value above quantitation range	H	Holding times for preparation or analysis exceeded
J	Analyte detected below quantitation limits	ND	Not Detected at the Reporting Limit
O	RSD is greater than RSDlimit	P	Sample pH greater than 2 for VOA and TOC only.
R	RPD outside accepted recovery limits	RL	Reporting Detection Limit

Hall Environmental Analysis Laboratory, Inc.

CLIENT: Cypress Engineering
Project: TWP Laguna Sta 6
Lab ID: 1307C25-006
Matrix: AQUEOUS
Client Sample ID: 6-42
Collection Date: 7/25/2013 11:35:00 AM
Received Date: 7/26/2013 11:00:00 AM

Analyses	Result	RL	Qual	Units	DF	Date Analyzed	Batch
EPA METHOD 8260B: VOLATILES						Analyst:	**DJF**
Benzene	ND	1.0		µg/L	1	7/31/2013 5:51:09 AM	R12295
Toluene	ND	1.0		µg/L	1	7/31/2013 5:51:09 AM	R12295
Ethylbenzene	ND	1.0		µg/L	1	7/31/2013 5:51:09 AM	R12295
Methyl tert-butyl ether (MTBE)	ND	1.0		µg/L	1	7/31/2013 5:51:09 AM	R12295
1,2,4-Trimethylbenzene	ND	1.0		µg/L	1	7/31/2013 5:51:09 AM	R12295
1,3,5-Trimethylbenzene	ND	1.0		µg/L	1	7/31/2013 5:51:09 AM	R12295
1,2-Dichloroethane (EDC)	ND	1.0		µg/L	1	7/31/2013 5:51:09 AM	R12295
1,2-Dibromoethane (EDB)	ND	1.0		µg/L	1	7/31/2013 5:51:09 AM	R12295
Naphthalene	ND	2.0		µg/L	1	7/31/2013 5:51:09 AM	R12295
1-Methylnaphthalene	ND	4.0		µg/L	1	7/31/2013 5:51:09 AM	R12295
2-Methylnaphthalene	ND	4.0		µg/L	1	7/31/2013 5:51:09 AM	R12295
Acetone	ND	10		µg/L	1	7/31/2013 5:51:09 AM	R12295
Bromobenzene	ND	1.0		µg/L	1	7/31/2013 5:51:09 AM	R12295
Bromodichloromethane	ND	1.0		µg/L	1	7/31/2013 5:51:09 AM	R12295
Bromoform	ND	1.0		µg/L	1	7/31/2013 5:51:09 AM	R12295
Bromomethane	ND	3.0		µg/L	1	7/31/2013 5:51:09 AM	R12295
2-Butanone	ND	10		µg/L	1	7/31/2013 5:51:09 AM	R12295
Carbon disulfide	ND	10		µg/L	1	7/31/2013 5:51:09 AM	R12295
Carbon Tetrachloride	ND	1.0		µg/L	1	7/31/2013 5:51:09 AM	R12295
Chlorobenzene	ND	1.0		µg/L	1	7/31/2013 5:51:09 AM	R12295
Chloroethane	ND	2.0		µg/L	1	7/31/2013 5:51:09 AM	R12295
Chloroform	ND	1.0		µg/L	1	7/31/2013 5:51:09 AM	R12295
Chloromethane	ND	3.0		µg/L	1	7/31/2013 5:51:09 AM	R12295
2-Chlorotoluene	ND	1.0		µg/L	1	7/31/2013 5:51:09 AM	R12295
4-Chlorotoluene	ND	1.0		µg/L	1	7/31/2013 5:51:09 AM	R12295
cis-1,2-DCE	1.0	1.0		µg/L	1	7/31/2013 5:51:09 AM	R12295
cis-1,3-Dichloropropene	ND	1.0		µg/L	1	7/31/2013 5:51:09 AM	R12295
1,2-Dibromo-3-chloropropane	ND	2.0		µg/L	1	7/31/2013 5:51:09 AM	R12295
Dibromochloromethane	ND	1.0		µg/L	1	7/31/2013 5:51:09 AM	R12295
Dibromomethane	ND	1.0		µg/L	1	7/31/2013 5:51:09 AM	R12295
1,2-Dichlorobenzene	ND	1.0		µg/L	1	7/31/2013 5:51:09 AM	R12295
1,3-Dichlorobenzene	ND	1.0		µg/L	1	7/31/2013 5:51:09 AM	R12295
1,4-Dichlorobenzene	ND	1.0		µg/L	1	7/31/2013 5:51:09 AM	R12295
Dichlorodifluoromethane	ND	1.0		µg/L	1	7/31/2013 5:51:09 AM	R12295
1,1-Dichloroethane	48	1.0		µg/L	1	7/31/2013 5:51:09 AM	R12295
1,1-Dichloroethene	15	1.0		µg/L	1	7/31/2013 5:51:09 AM	R12295
1,2-Dichloropropane	ND	1.0		µg/L	1	7/31/2013 5:51:09 AM	R12295
1,3-Dichloropropane	ND	1.0		µg/L	1	7/31/2013 5:51:09 AM	R12295
2,2-Dichloropropane	ND	2.0		µg/L	1	7/31/2013 5:51:09 AM	R12295
1,1-Dichloropropene	ND	1.0		µg/L	1	7/31/2013 5:51:09 AM	R12295

Refer to the QC Summary report and sample login checklist for flagged QC data and preservation information.

Qualifiers:

*	Value exceeds Maximum Contaminant Level.	B	Analyte detected in the associated Method Blank
E	Value above quantitation range	H	Holding times for preparation or analysis exceeded
J	Analyte detected below quantitation limits	ND	Not Detected at the Reporting Limit
O	RSD is greater than RSDlimit	P	Sample pH greater than 2 for VOA and TOC only.
R	RPD outside accepted recovery limits	RL	Reporting Detection Limit

Hall Environmental Analysis Laboratory, Inc.

CLIENT: Cypress Engineering
Project: TWP Laguna Sta 6
Lab ID: 1307C25-006
Matrix: AQUEOUS
Client Sample ID: 6-42
Collection Date: 7/25/2013 11:35:00 AM
Received Date: 7/26/2013 11:00:00 AM

Analyses	Result	RL	Qual	Units	DF	Date Analyzed	Batch
EPA METHOD 8260B: VOLATILES						Analyst:	DJF
Hexachlorobutadiene	ND	1.0		µg/L	1	7/31/2013 5:51:09 AM	R12295
2-Hexanone	ND	10		µg/L	1	7/31/2013 5:51:09 AM	R12295
Isopropylbenzene	ND	1.0		µg/L	1	7/31/2013 5:51:09 AM	R12295
4-Isopropyltoluene	ND	1.0		µg/L	1	7/31/2013 5:51:09 AM	R12295
4-Methyl-2-pentanone	ND	10		µg/L	1	7/31/2013 5:51:09 AM	R12295
Methylene Chloride	ND	3.0		µg/L	1	7/31/2013 5:51:09 AM	R12295
n-Butylbenzene	ND	3.0		µg/L	1	7/31/2013 5:51:09 AM	R12295
n-Propylbenzene	ND	1.0		µg/L	1	7/31/2013 5:51:09 AM	R12295
sec-Butylbenzene	ND	1.0		µg/L	1	7/31/2013 5:51:09 AM	R12295
Styrene	ND	1.0		µg/L	1	7/31/2013 5:51:09 AM	R12295
tert-Butylbenzene	ND	1.0		µg/L	1	7/31/2013 5:51:09 AM	R12295
1,1,1,2-Tetrachloroethane	ND	1.0		µg/L	1	7/31/2013 5:51:09 AM	R12295
1,1,2,2-Tetrachloroethane	ND	2.0		µg/L	1	7/31/2013 5:51:09 AM	R12295
Tetrachloroethene (PCE)	ND	1.0		µg/L	1	7/31/2013 5:51:09 AM	R12295
trans-1,2-DCE	ND	1.0		µg/L	1	7/31/2013 5:51:09 AM	R12295
trans-1,3-Dichloropropene	ND	1.0		µg/L	1	7/31/2013 5:51:09 AM	R12295
1,2,3-Trichlorobenzene	ND	1.0		µg/L	1	7/31/2013 5:51:09 AM	R12295
1,2,4-Trichlorobenzene	ND	1.0		µg/L	1	7/31/2013 5:51:09 AM	R12295
1,1,1-Trichloroethane	3.2	1.0		µg/L	1	7/31/2013 5:51:09 AM	R12295
1,1,2-Trichloroethane	ND	1.0		µg/L	1	7/31/2013 5:51:09 AM	R12295
Trichloroethene (TCE)	ND	1.0		µg/L	1	7/31/2013 5:51:09 AM	R12295
Trichlorofluoromethane	ND	1.0		µg/L	1	7/31/2013 5:51:09 AM	R12295
1,2,3-Trichloropropane	ND	2.0		µg/L	1	7/31/2013 5:51:09 AM	R12295
Vinyl chloride	ND	1.0		µg/L	1	7/31/2013 5:51:09 AM	R12295
Xylenes, Total	ND	1.5		µg/L	1	7/31/2013 5:51:09 AM	R12295
Surr: 1,2-Dichloroethane-d4	97.6	70-130		%REC	1	7/31/2013 5:51:09 AM	R12295
Surr: 4-Bromofluorobenzene	86.8	70-130		%REC	1	7/31/2013 5:51:09 AM	R12295
Surr: Dibromofluoromethane	88.4	70-130		%REC	1	7/31/2013 5:51:09 AM	R12295
Surr: Toluene-d8	105	70-130		%REC	1	7/31/2013 5:51:09 AM	R12295

Refer to the QC Summary report and sample login checklist for flagged QC data and preservation information.

Qualifiers:

*	Value exceeds Maximum Contaminant Level.	B	Analyte detected in the associated Method Blank
E	Value above quantitation range	H	Holding times for preparation or analysis exceeded
J	Analyte detected below quantitation limits	ND	Not Detected at the Reporting Limit
O	RSD is greater than RSDlimit	P	Sample pH greater than 2 for VOA and TOC only.
R	RPD outside accepted recovery limits	RL	Reporting Detection Limit

Hall Environmental Analysis Laboratory, Inc.

CLIENT: Cypress Engineering
Project: TWP Laguna Sta 6
Lab ID: 1307C25-007 **Matrix:** AQUEOUS

Client Sample ID: 6-12
Collection Date: 7/25/2013 2:35:00 PM
Received Date: 7/26/2013 11:00:00 AM

Analyses	Result	RL	Qual	Units	DF	Date Analyzed	Batch
EPA METHOD 8082: PCB'S						Analyst:	**SCC**
Aroclor 1016	ND	1.0		µg/L	1	7/29/2013 10:35:19 PM	8583
Aroclor 1221	ND	1.0		µg/L	1	7/29/2013 10:35:19 PM	8583
Aroclor 1232	ND	1.0		µg/L	1	7/29/2013 10:35:19 PM	8583
Aroclor 1242	ND	1.0		µg/L	1	7/29/2013 10:35:19 PM	8583
Aroclor 1248	ND	1.0		µg/L	1	7/29/2013 10:35:19 PM	8583
Aroclor 1254	ND	1.0		µg/L	1	7/29/2013 10:35:19 PM	8583
Aroclor 1260	ND	1.0		µg/L	1	7/29/2013 10:35:19 PM	8583
Surr: Decachlorobiphenyl	42.4	23.9-124		%REC	1	7/29/2013 10:35:19 PM	8583
Surr: Tetrachloro-m-xylene	29.2	28.1-139		%REC	1	7/29/2013 10:35:19 PM	8583
EPA METHOD 8260B: VOLATILES						Analyst:	**DJF**
Benzene	ND	1.0		µg/L	1	7/31/2013 6:22:44 AM	R12295
Toluene	ND	1.0		µg/L	1	7/31/2013 6:22:44 AM	R12295
Ethylbenzene	ND	1.0		µg/L	1	7/31/2013 6:22:44 AM	R12295
Methyl tert-butyl ether (MTBE)	ND	1.0		µg/L	1	7/31/2013 6:22:44 AM	R12295
1,2,4-Trimethylbenzene	ND	1.0		µg/L	1	7/31/2013 6:22:44 AM	R12295
1,3,5-Trimethylbenzene	ND	1.0		µg/L	1	7/31/2013 6:22:44 AM	R12295
1,2-Dichloroethane (EDC)	ND	1.0		µg/L	1	7/31/2013 6:22:44 AM	R12295
1,2-Dibromoethane (EDB)	ND	1.0		µg/L	1	7/31/2013 6:22:44 AM	R12295
Naphthalene	ND	2.0		µg/L	1	7/31/2013 6:22:44 AM	R12295
1-Methylnaphthalene	ND	4.0		µg/L	1	7/31/2013 6:22:44 AM	R12295
2-Methylnaphthalene	ND	4.0		µg/L	1	7/31/2013 6:22:44 AM	R12295
Acetone	ND	10		µg/L	1	7/31/2013 6:22:44 AM	R12295
Bromobenzene	ND	1.0		µg/L	1	7/31/2013 6:22:44 AM	R12295
Bromodichloromethane	ND	1.0		µg/L	1	7/31/2013 6:22:44 AM	R12295
Bromoform	ND	1.0		µg/L	1	7/31/2013 6:22:44 AM	R12295
Bromomethane	ND	3.0		µg/L	1	7/31/2013 6:22:44 AM	R12295
2-Butanone	ND	10		µg/L	1	7/31/2013 6:22:44 AM	R12295
Carbon disulfide	ND	10		µg/L	1	7/31/2013 6:22:44 AM	R12295
Carbon Tetrachloride	ND	1.0		µg/L	1	7/31/2013 6:22:44 AM	R12295
Chlorobenzene	ND	1.0		µg/L	1	7/31/2013 6:22:44 AM	R12295
Chloroethane	ND	2.0		µg/L	1	7/31/2013 6:22:44 AM	R12295
Chloroform	ND	1.0		µg/L	1	7/31/2013 6:22:44 AM	R12295
Chloromethane	ND	3.0		µg/L	1	7/31/2013 6:22:44 AM	R12295
2-Chlorotoluene	ND	1.0		µg/L	1	7/31/2013 6:22:44 AM	R12295
4-Chlorotoluene	ND	1.0		µg/L	1	7/31/2013 6:22:44 AM	R12295
cis-1,2-DCE	ND	1.0		µg/L	1	7/31/2013 6:22:44 AM	R12295
cis-1,3-Dichloropropene	ND	1.0		µg/L	1	7/31/2013 6:22:44 AM	R12295
1,2-Dibromo-3-chloropropane	ND	2.0		µg/L	1	7/31/2013 6:22:44 AM	R12295
Dibromochloromethane	ND	1.0		µg/L	1	7/31/2013 6:22:44 AM	R12295
Dibromomethane	ND	1.0		µg/L	1	7/31/2013 6:22:44 AM	R12295

Refer to the QC Summary report and sample login checklist for flagged QC data and preservation information.

Qualifiers:

*	Value exceeds Maximum Contaminant Level.	B	Analyte detected in the associated Method Blank
E	Value above quantitation range	H	Holding times for preparation or analysis exceeded
J	Analyte detected below quantitation limits	ND	Not Detected at the Reporting Limit
O	RSD is greater than RSDlimit	P	Sample pH greater than 2 for VOA and TOC only.
R	RPD outside accepted recovery limits	RL	Reporting Detection Limit

Hall Environmental Analysis Laboratory, Inc.

CLIENT: Cypress Engineering
Project: TWP Laguna Sta 6
Lab ID: 1307C25-007
Matrix: AQUEOUS
Client Sample ID: 6-12
Collection Date: 7/25/2013 2:35:00 PM
Received Date: 7/26/2013 11:00:00 AM

Analyses	Result	RL	Qual	Units	DF	Date Analyzed	Batch
EPA METHOD 8260B: VOLATILES						Analyst:	**DJF**
1,2-Dichlorobenzene	ND	1.0		µg/L	1	7/31/2013 6:22:44 AM	R12295
1,3-Dichlorobenzene	ND	1.0		µg/L	1	7/31/2013 6:22:44 AM	R12295
1,4-Dichlorobenzene	ND	1.0		µg/L	1	7/31/2013 6:22:44 AM	R12295
Dichlorodifluoromethane	ND	1.0		µg/L	1	7/31/2013 6:22:44 AM	R12295
1,1-Dichloroethane	39	1.0		µg/L	1	7/31/2013 6:22:44 AM	R12295
1,1-Dichloroethene	22	1.0		µg/L	1	7/31/2013 6:22:44 AM	R12295
1,2-Dichloropropane	ND	1.0		µg/L	1	7/31/2013 6:22:44 AM	R12295
1,3-Dichloropropane	ND	1.0		µg/L	1	7/31/2013 6:22:44 AM	R12295
2,2-Dichloropropane	ND	2.0		µg/L	1	7/31/2013 6:22:44 AM	R12295
1,1-Dichloropropene	ND	1.0		µg/L	1	7/31/2013 6:22:44 AM	R12295
Hexachlorobutadiene	ND	1.0		µg/L	1	7/31/2013 6:22:44 AM	R12295
2-Hexanone	ND	10		µg/L	1	7/31/2013 6:22:44 AM	R12295
Isopropylbenzene	ND	1.0		µg/L	1	7/31/2013 6:22:44 AM	R12295
4-Isopropyltoluene	ND	1.0		µg/L	1	7/31/2013 6:22:44 AM	R12295
4-Methyl-2-pentanone	ND	10		µg/L	1	7/31/2013 6:22:44 AM	R12295
Methylene Chloride	ND	3.0		µg/L	1	7/31/2013 6:22:44 AM	R12295
n-Butylbenzene	ND	3.0		µg/L	1	7/31/2013 6:22:44 AM	R12295
n-Propylbenzene	ND	1.0		µg/L	1	7/31/2013 6:22:44 AM	R12295
sec-Butylbenzene	ND	1.0		µg/L	1	7/31/2013 6:22:44 AM	R12295
Styrene	ND	1.0		µg/L	1	7/31/2013 6:22:44 AM	R12295
tert-Butylbenzene	ND	1.0		µg/L	1	7/31/2013 6:22:44 AM	R12295
1,1,1,2-Tetrachloroethane	ND	1.0		µg/L	1	7/31/2013 6:22:44 AM	R12295
1,1,2,2-Tetrachloroethane	ND	2.0		µg/L	1	7/31/2013 6:22:44 AM	R12295
Tetrachloroethene (PCE)	ND	1.0		µg/L	1	7/31/2013 6:22:44 AM	R12295
trans-1,2-DCE	ND	1.0		µg/L	1	7/31/2013 6:22:44 AM	R12295
trans-1,3-Dichloropropene	ND	1.0		µg/L	1	7/31/2013 6:22:44 AM	R12295
1,2,3-Trichlorobenzene	ND	1.0		µg/L	1	7/31/2013 6:22:44 AM	R12295
1,2,4-Trichlorobenzene	ND	1.0		µg/L	1	7/31/2013 6:22:44 AM	R12295
1,1,1-Trichloroethane	ND	1.0		µg/L	1	7/31/2013 6:22:44 AM	R12295
1,1,2-Trichloroethane	ND	1.0		µg/L	1	7/31/2013 6:22:44 AM	R12295
Trichloroethene (TCE)	ND	1.0		µg/L	1	7/31/2013 6:22:44 AM	R12295
Trichlorofluoromethane	ND	1.0		µg/L	1	7/31/2013 6:22:44 AM	R12295
1,2,3-Trichloropropane	ND	2.0		µg/L	1	7/31/2013 6:22:44 AM	R12295
Vinyl chloride	ND	1.0		µg/L	1	7/31/2013 6:22:44 AM	R12295
Xylenes, Total	ND	1.5		µg/L	1	7/31/2013 6:22:44 AM	R12295
Surr: 1,2-Dichloroethane-d4	103	70-130		%REC	1	7/31/2013 6:22:44 AM	R12295
Surr: 4-Bromofluorobenzene	89.3	70-130		%REC	1	7/31/2013 6:22:44 AM	R12295
Surr: Dibromofluoromethane	88.1	70-130		%REC	1	7/31/2013 6:22:44 AM	R12295
Surr: Toluene-d8	102	70-130		%REC	1	7/31/2013 6:22:44 AM	R12295

Refer to the QC Summary report and sample login checklist for flagged QC data and preservation information.

Qualifiers:

*	Value exceeds Maximum Contaminant Level.	B	Analyte detected in the associated Method Blank
E	Value above quantitation range	H	Holding times for preparation or analysis exceeded
J	Analyte detected below quantitation limits	ND	Not Detected at the Reporting Limit
O	RSD is greater than RSDlimit	P	Sample pH greater than 2 for VOA and TOC only.
R	RPD outside accepted recovery limits	RL	Reporting Detection Limit

Hall Environmental Analysis Laboratory, Inc.

CLIENT: Cypress Engineering
Project: TWP Laguna Sta 6
Lab ID: 1307C25-008 **Matrix:** AQUEOUS

Client Sample ID: 6-08
Collection Date: 7/25/2013 3:10:00 PM
Received Date: 7/26/2013 11:00:00 AM

Analyses	Result	RL	Qual	Units	DF	Date Analyzed	Batch
EPA METHOD 8260B: VOLATILES						Analyst:	**DJF**
Benzene	ND	1.0		µg/L	1	7/31/2013 6:54:29 AM	R12295
Toluene	ND	1.0		µg/L	1	7/31/2013 6:54:29 AM	R12295
Ethylbenzene	ND	1.0		µg/L	1	7/31/2013 6:54:29 AM	R12295
Methyl tert-butyl ether (MTBE)	ND	1.0		µg/L	1	7/31/2013 6:54:29 AM	R12295
1,2,4-Trimethylbenzene	ND	1.0		µg/L	1	7/31/2013 6:54:29 AM	R12295
1,3,5-Trimethylbenzene	ND	1.0		µg/L	1	7/31/2013 6:54:29 AM	R12295
1,2-Dichloroethane (EDC)	ND	1.0		µg/L	1	7/31/2013 6:54:29 AM	R12295
1,2-Dibromoethane (EDB)	ND	1.0		µg/L	1	7/31/2013 6:54:29 AM	R12295
Naphthalene	ND	2.0		µg/L	1	7/31/2013 6:54:29 AM	R12295
1-Methylnaphthalene	ND	4.0		µg/L	1	7/31/2013 6:54:29 AM	R12295
2-Methylnaphthalene	ND	4.0		µg/L	1	7/31/2013 6:54:29 AM	R12295
Acetone	ND	10		µg/L	1	7/31/2013 6:54:29 AM	R12295
Bromobenzene	ND	1.0		µg/L	1	7/31/2013 6:54:29 AM	R12295
Bromodichloromethane	ND	1.0		µg/L	1	7/31/2013 6:54:29 AM	R12295
Bromoform	ND	1.0		µg/L	1	7/31/2013 6:54:29 AM	R12295
Bromomethane	ND	3.0		µg/L	1	7/31/2013 6:54:29 AM	R12295
2-Butanone	ND	10		µg/L	1	7/31/2013 6:54:29 AM	R12295
Carbon disulfide	ND	10		µg/L	1	7/31/2013 6:54:29 AM	R12295
Carbon Tetrachloride	ND	1.0		µg/L	1	7/31/2013 6:54:29 AM	R12295
Chlorobenzene	ND	1.0		µg/L	1	7/31/2013 6:54:29 AM	R12295
Chloroethane	ND	2.0		µg/L	1	7/31/2013 6:54:29 AM	R12295
Chloroform	ND	1.0		µg/L	1	7/31/2013 6:54:29 AM	R12295
Chloromethane	ND	3.0		µg/L	1	7/31/2013 6:54:29 AM	R12295
2-Chlorotoluene	ND	1.0		µg/L	1	7/31/2013 6:54:29 AM	R12295
4-Chlorotoluene	ND	1.0		µg/L	1	7/31/2013 6:54:29 AM	R12295
cis-1,2-DCE	ND	1.0		µg/L	1	7/31/2013 6:54:29 AM	R12295
cis-1,3-Dichloropropene	ND	1.0		µg/L	1	7/31/2013 6:54:29 AM	R12295
1,2-Dibromo-3-chloropropane	ND	2.0		µg/L	1	7/31/2013 6:54:29 AM	R12295
Dibromochloromethane	ND	1.0		µg/L	1	7/31/2013 6:54:29 AM	R12295
Dibromomethane	ND	1.0		µg/L	1	7/31/2013 6:54:29 AM	R12295
1,2-Dichlorobenzene	ND	1.0		µg/L	1	7/31/2013 6:54:29 AM	R12295
1,3-Dichlorobenzene	ND	1.0		µg/L	1	7/31/2013 6:54:29 AM	R12295
1,4-Dichlorobenzene	ND	1.0		µg/L	1	7/31/2013 6:54:29 AM	R12295
Dichlorodifluoromethane	ND	1.0		µg/L	1	7/31/2013 6:54:29 AM	R12295
1,1-Dichloroethane	8.2	1.0		µg/L	1	7/31/2013 6:54:29 AM	R12295
1,1-Dichloroethene	ND	1.0		µg/L	1	7/31/2013 6:54:29 AM	R12295
1,2-Dichloropropane	ND	1.0		µg/L	1	7/31/2013 6:54:29 AM	R12295
1,3-Dichloropropane	ND	1.0		µg/L	1	7/31/2013 6:54:29 AM	R12295
2,2-Dichloropropane	ND	2.0		µg/L	1	7/31/2013 6:54:29 AM	R12295
1,1-Dichloropropene	ND	1.0		µg/L	1	7/31/2013 6:54:29 AM	R12295

Refer to the QC Summary report and sample login checklist for flagged QC data and preservation information.

Qualifiers:

*	Value exceeds Maximum Contaminant Level.	B	Analyte detected in the associated Method Blank
E	Value above quantitation range	H	Holding times for preparation or analysis exceeded
J	Analyte detected below quantitation limits	ND	Not Detected at the Reporting Limit
O	RSD is greater than RSDlimit	P	Sample pH greater than 2 for VOA and TOC only.
R	RPD outside accepted recovery limits	RL	Reporting Detection Limit

Hall Environmental Analysis Laboratory, Inc.

CLIENT: Cypress Engineering
Project: TWP Laguna Sta 6
Lab ID: 1307C25-008
Matrix: AQUEOUS
Client Sample ID: 6-08
Collection Date: 7/25/2013 3:10:00 PM
Received Date: 7/26/2013 11:00:00 AM

Analyses	Result	RL	Qual	Units	DF	Date Analyzed	Batch
EPA METHOD 8260B: VOLATILES						Analyst:	**DJF**
Hexachlorobutadiene	ND	1.0		µg/L	1	7/31/2013 6:54:29 AM	R12295
2-Hexanone	ND	10		µg/L	1	7/31/2013 6:54:29 AM	R12295
Isopropylbenzene	ND	1.0		µg/L	1	7/31/2013 6:54:29 AM	R12295
4-Isopropyltoluene	ND	1.0		µg/L	1	7/31/2013 6:54:29 AM	R12295
4-Methyl-2-pentanone	ND	10		µg/L	1	7/31/2013 6:54:29 AM	R12295
Methylene Chloride	ND	3.0		µg/L	1	7/31/2013 6:54:29 AM	R12295
n-Butylbenzene	ND	3.0		µg/L	1	7/31/2013 6:54:29 AM	R12295
n-Propylbenzene	ND	1.0		µg/L	1	7/31/2013 6:54:29 AM	R12295
sec-Butylbenzene	ND	1.0		µg/L	1	7/31/2013 6:54:29 AM	R12295
Styrene	ND	1.0		µg/L	1	7/31/2013 6:54:29 AM	R12295
tert-Butylbenzene	ND	1.0		µg/L	1	7/31/2013 6:54:29 AM	R12295
1,1,1,2-Tetrachloroethane	ND	1.0		µg/L	1	7/31/2013 6:54:29 AM	R12295
1,1,2,2-Tetrachloroethane	ND	2.0		µg/L	1	7/31/2013 6:54:29 AM	R12295
Tetrachloroethene (PCE)	ND	1.0		µg/L	1	7/31/2013 6:54:29 AM	R12295
trans-1,2-DCE	ND	1.0		µg/L	1	7/31/2013 6:54:29 AM	R12295
trans-1,3-Dichloropropene	ND	1.0		µg/L	1	7/31/2013 6:54:29 AM	R12295
1,2,3-Trichlorobenzene	ND	1.0		µg/L	1	7/31/2013 6:54:29 AM	R12295
1,2,4-Trichlorobenzene	ND	1.0		µg/L	1	7/31/2013 6:54:29 AM	R12295
1,1,1-Trichloroethane	ND	1.0		µg/L	1	7/31/2013 6:54:29 AM	R12295
1,1,2-Trichloroethane	ND	1.0		µg/L	1	7/31/2013 6:54:29 AM	R12295
Trichloroethene (TCE)	ND	1.0		µg/L	1	7/31/2013 6:54:29 AM	R12295
Trichlorofluoromethane	ND	1.0		µg/L	1	7/31/2013 6:54:29 AM	R12295
1,2,3-Trichloropropane	ND	2.0		µg/L	1	7/31/2013 6:54:29 AM	R12295
Vinyl chloride	ND	1.0		µg/L	1	7/31/2013 6:54:29 AM	R12295
Xylenes, Total	ND	1.5		µg/L	1	7/31/2013 6:54:29 AM	R12295
Surr: 1,2-Dichloroethane-d4	97.1	70-130		%REC	1	7/31/2013 6:54:29 AM	R12295
Surr: 4-Bromofluorobenzene	91.5	70-130		%REC	1	7/31/2013 6:54:29 AM	R12295
Surr: Dibromofluoromethane	92.1	70-130		%REC	1	7/31/2013 6:54:29 AM	R12295
Surr: Toluene-d8	103	70-130		%REC	1	7/31/2013 6:54:29 AM	R12295

Refer to the QC Summary report and sample login checklist for flagged QC data and preservation information.

Qualifiers:

*	Value exceeds Maximum Contaminant Level.	B	Analyte detected in the associated Method Blank
E	Value above quantitation range	H	Holding times for preparation or analysis exceeded
J	Analyte detected below quantitation limits	ND	Not Detected at the Reporting Limit
O	RSD is greater than RSDlimit	P	Sample pH greater than 2 for VOA and TOC only.
R	RPD outside accepted recovery limits	RL	Reporting Detection Limit

Hall Environmental Analysis Laboratory, Inc.

CLIENT: Cypress Engineering
Project: TWP Laguna Sta 6
Lab ID: 1307C25-009
Matrix: AQUEOUS
Client Sample ID: 6-41
Collection Date: 7/25/2013 3:00:00 PM
Received Date: 7/26/2013 11:00:00 AM

Analyses	Result	RL	Qual	Units	DF	Date Analyzed	Batch
EPA METHOD 8260B: VOLATILES						Analyst:	**DJF**
Benzene	ND	1.0	P	µg/L	1	7/31/2013 7:26:05 AM	R12295
Toluene	ND	1.0	P	µg/L	1	7/31/2013 7:26:05 AM	R12295
Ethylbenzene	ND	1.0	P	µg/L	1	7/31/2013 7:26:05 AM	R12295
Methyl tert-butyl ether (MTBE)	ND	1.0	P	µg/L	1	7/31/2013 7:26:05 AM	R12295
1,2,4-Trimethylbenzene	ND	1.0	P	µg/L	1	7/31/2013 7:26:05 AM	R12295
1,3,5-Trimethylbenzene	ND	1.0	P	µg/L	1	7/31/2013 7:26:05 AM	R12295
1,2-Dichloroethane (EDC)	ND	1.0	P	µg/L	1	7/31/2013 7:26:05 AM	R12295
1,2-Dibromoethane (EDB)	ND	1.0	P	µg/L	1	7/31/2013 7:26:05 AM	R12295
Naphthalene	ND	2.0	P	µg/L	1	7/31/2013 7:26:05 AM	R12295
1-Methylnaphthalene	ND	4.0	P	µg/L	1	7/31/2013 7:26:05 AM	R12295
2-Methylnaphthalene	ND	4.0	P	µg/L	1	7/31/2013 7:26:05 AM	R12295
Acetone	ND	10	P	µg/L	1	7/31/2013 7:26:05 AM	R12295
Bromobenzene	ND	1.0	P	µg/L	1	7/31/2013 7:26:05 AM	R12295
Bromodichloromethane	ND	1.0	P	µg/L	1	7/31/2013 7:26:05 AM	R12295
Bromoform	ND	1.0	P	µg/L	1	7/31/2013 7:26:05 AM	R12295
Bromomethane	ND	3.0	P	µg/L	1	7/31/2013 7:26:05 AM	R12295
2-Butanone	ND	10	P	µg/L	1	7/31/2013 7:26:05 AM	R12295
Carbon disulfide	ND	10	P	µg/L	1	7/31/2013 7:26:05 AM	R12295
Carbon Tetrachloride	ND	1.0	P	µg/L	1	7/31/2013 7:26:05 AM	R12295
Chlorobenzene	ND	1.0	P	µg/L	1	7/31/2013 7:26:05 AM	R12295
Chloroethane	ND	2.0	P	µg/L	1	7/31/2013 7:26:05 AM	R12295
Chloroform	ND	1.0	P	µg/L	1	7/31/2013 7:26:05 AM	R12295
Chloromethane	ND	3.0	P	µg/L	1	7/31/2013 7:26:05 AM	R12295
2-Chlorotoluene	ND	1.0	P	µg/L	1	7/31/2013 7:26:05 AM	R12295
4-Chlorotoluene	ND	1.0	P	µg/L	1	7/31/2013 7:26:05 AM	R12295
cis-1,2-DCE	ND	1.0	P	µg/L	1	7/31/2013 7:26:05 AM	R12295
cis-1,3-Dichloropropene	ND	1.0	P	µg/L	1	7/31/2013 7:26:05 AM	R12295
1,2-Dibromo-3-chloropropane	ND	2.0	P	µg/L	1	7/31/2013 7:26:05 AM	R12295
Dibromochloromethane	ND	1.0	P	µg/L	1	7/31/2013 7:26:05 AM	R12295
Dibromomethane	ND	1.0	P	µg/L	1	7/31/2013 7:26:05 AM	R12295
1,2-Dichlorobenzene	ND	1.0	P	µg/L	1	7/31/2013 7:26:05 AM	R12295
1,3-Dichlorobenzene	ND	1.0	P	µg/L	1	7/31/2013 7:26:05 AM	R12295
1,4-Dichlorobenzene	ND	1.0	P	µg/L	1	7/31/2013 7:26:05 AM	R12295
Dichlorodifluoromethane	ND	1.0	P	µg/L	1	7/31/2013 7:26:05 AM	R12295
1,1-Dichloroethane	43	1.0	P	µg/L	1	7/31/2013 7:26:05 AM	R12295
1,1-Dichloroethene	11	1.0	P	µg/L	1	7/31/2013 7:26:05 AM	R12295
1,2-Dichloropropane	ND	1.0	P	µg/L	1	7/31/2013 7:26:05 AM	R12295
1,3-Dichloropropane	ND	1.0	P	µg/L	1	7/31/2013 7:26:05 AM	R12295
2,2-Dichloropropane	ND	2.0	P	µg/L	1	7/31/2013 7:26:05 AM	R12295
1,1-Dichloropropene	ND	1.0	P	µg/L	1	7/31/2013 7:26:05 AM	R12295

Refer to the QC Summary report and sample login checklist for flagged QC data and preservation information.

Qualifiers:

*	Value exceeds Maximum Contaminant Level.	B	Analyte detected in the associated Method Blank
E	Value above quantitation range	H	Holding times for preparation or analysis exceeded
J	Analyte detected below quantitation limits	ND	Not Detected at the Reporting Limit
O	RSD is greater than RSDlimit	P	Sample pH greater than 2 for VOA and TOC only.
R	RPD outside accepted recovery limits	RL	Reporting Detection Limit

Hall Environmental Analysis Laboratory, Inc.

CLIENT: Cypress Engineering
Project: TWP Laguna Sta 6
Lab ID: 1307C25-009
Matrix: AQUEOUS
Client Sample ID: 6-41
Collection Date: 7/25/2013 3:00:00 PM
Received Date: 7/26/2013 11:00:00 AM

Analyses	Result	RL	Qual	Units	DF	Date Analyzed	Batch
EPA METHOD 8260B: VOLATILES						Analyst:	**DJF**
Hexachlorobutadiene	ND	1.0	P	µg/L	1	7/31/2013 7:26:05 AM	R12295
2-Hexanone	ND	10	P	µg/L	1	7/31/2013 7:26:05 AM	R12295
Isopropylbenzene	ND	1.0	P	µg/L	1	7/31/2013 7:26:05 AM	R12295
4-Isopropyltoluene	ND	1.0	P	µg/L	1	7/31/2013 7:26:05 AM	R12295
4-Methyl-2-pentanone	ND	10	P	µg/L	1	7/31/2013 7:26:05 AM	R12295
Methylene Chloride	ND	3.0	P	µg/L	1	7/31/2013 7:26:05 AM	R12295
n-Butylbenzene	ND	3.0	P	µg/L	1	7/31/2013 7:26:05 AM	R12295
n-Propylbenzene	ND	1.0	P	µg/L	1	7/31/2013 7:26:05 AM	R12295
sec-Butylbenzene	ND	1.0	P	µg/L	1	7/31/2013 7:26:05 AM	R12295
Styrene	ND	1.0	P	µg/L	1	7/31/2013 7:26:05 AM	R12295
tert-Butylbenzene	ND	1.0	P	µg/L	1	7/31/2013 7:26:05 AM	R12295
1,1,1,2-Tetrachloroethane	ND	1.0	P	µg/L	1	7/31/2013 7:26:05 AM	R12295
1,1,2,2-Tetrachloroethane	ND	2.0	P	µg/L	1	7/31/2013 7:26:05 AM	R12295
Tetrachloroethene (PCE)	ND	1.0	P	µg/L	1	7/31/2013 7:26:05 AM	R12295
trans-1,2-DCE	ND	1.0	P	µg/L	1	7/31/2013 7:26:05 AM	R12295
trans-1,3-Dichloropropene	ND	1.0	P	µg/L	1	7/31/2013 7:26:05 AM	R12295
1,2,3-Trichlorobenzene	ND	1.0	P	µg/L	1	7/31/2013 7:26:05 AM	R12295
1,2,4-Trichlorobenzene	ND	1.0	P	µg/L	1	7/31/2013 7:26:05 AM	R12295
1,1,1-Trichloroethane	1.2	1.0	P	µg/L	1	7/31/2013 7:26:05 AM	R12295
1,1,2-Trichloroethane	ND	1.0	P	µg/L	1	7/31/2013 7:26:05 AM	R12295
Trichloroethene (TCE)	ND	1.0	P	µg/L	1	7/31/2013 7:26:05 AM	R12295
Trichlorofluoromethane	ND	1.0	P	µg/L	1	7/31/2013 7:26:05 AM	R12295
1,2,3-Trichloropropane	ND	2.0	P	µg/L	1	7/31/2013 7:26:05 AM	R12295
Vinyl chloride	ND	1.0	P	µg/L	1	7/31/2013 7:26:05 AM	R12295
Xylenes, Total	ND	1.5	P	µg/L	1	7/31/2013 7:26:05 AM	R12295
Surr: 1,2-Dichloroethane-d4	99.5	70-130	P	%REC	1	7/31/2013 7:26:05 AM	R12295
Surr: 4-Bromofluorobenzene	88.9	70-130	P	%REC	1	7/31/2013 7:26:05 AM	R12295
Surr: Dibromofluoromethane	90.6	70-130	P	%REC	1	7/31/2013 7:26:05 AM	R12295
Surr: Toluene-d8	102	70-130	P	%REC	1	7/31/2013 7:26:05 AM	R12295

Refer to the QC Summary report and sample login checklist for flagged QC data and preservation information.

Qualifiers:

*	Value exceeds Maximum Contaminant Level.	B	Analyte detected in the associated Method Blank
E	Value above quantitation range	H	Holding times for preparation or analysis exceeded
J	Analyte detected below quantitation limits	ND	Not Detected at the Reporting Limit
O	RSD is greater than RSDlimit	P	Sample pH greater than 2 for VOA and TOC only.
R	RPD outside accepted recovery limits	RL	Reporting Detection Limit

Hall Environmental Analysis Laboratory, Inc.

CLIENT: Cypress Engineering
Project: TWP Laguna Sta 6
Lab ID: 1307C25-010
Matrix: AQUEOUS
Client Sample ID: 6-40
Collection Date: 7/25/2013 2:45:00 PM
Received Date: 7/26/2013 11:00:00 AM

Analyses	Result	RL	Qual	Units	DF	Date Analyzed	Batch
EPA METHOD 8082: PCB'S						Analyst:	**SCC**
Aroclor 1016	ND	1.0		µg/L	1	7/30/2013 3:30:44 PM	8583
Aroclor 1221	ND	1.0		µg/L	1	7/30/2013 3:30:44 PM	8583
Aroclor 1232	ND	1.0		µg/L	1	7/30/2013 3:30:44 PM	8583
Aroclor 1242	11	1.0		µg/L	1	7/30/2013 3:30:44 PM	8583
Aroclor 1248	ND	1.0		µg/L	1	7/30/2013 3:30:44 PM	8583
Aroclor 1254	ND	1.0		µg/L	1	7/30/2013 3:30:44 PM	8583
Aroclor 1260	ND	1.0		µg/L	1	7/30/2013 3:30:44 PM	8583
Surr: Decachlorobiphenyl	67.2	23.9-124		%REC	1	7/30/2013 3:30:44 PM	8583
Surr: Tetrachloro-m-xylene	57.2	28.1-139		%REC	1	7/30/2013 3:30:44 PM	8583
EPA METHOD 8260B: VOLATILES						Analyst:	**DJF**
Benzene	1.6	1.0		µg/L	1	7/31/2013 12:28:14 PM	R12327
Toluene	ND	1.0		µg/L	1	7/31/2013 12:28:14 PM	R12327
Ethylbenzene	1.2	1.0		µg/L	1	7/31/2013 12:28:14 PM	R12327
Methyl tert-butyl ether (MTBE)	ND	1.0		µg/L	1	7/31/2013 12:28:14 PM	R12327
1,2,4-Trimethylbenzene	2.2	1.0		µg/L	1	7/31/2013 12:28:14 PM	R12327
1,3,5-Trimethylbenzene	ND	1.0		µg/L	1	7/31/2013 12:28:14 PM	R12327
1,2-Dichloroethane (EDC)	ND	1.0		µg/L	1	7/31/2013 12:28:14 PM	R12327
1,2-Dibromoethane (EDB)	ND	1.0		µg/L	1	7/31/2013 12:28:14 PM	R12327
Naphthalene	ND	2.0		µg/L	1	7/31/2013 12:28:14 PM	R12327
1-Methylnaphthalene	ND	4.0		µg/L	1	7/31/2013 12:28:14 PM	R12327
2-Methylnaphthalene	ND	4.0		µg/L	1	7/31/2013 12:28:14 PM	R12327
Acetone	ND	10		µg/L	1	7/31/2013 12:28:14 PM	R12327
Bromobenzene	ND	1.0		µg/L	1	7/31/2013 12:28:14 PM	R12327
Bromodichloromethane	ND	1.0		µg/L	1	7/31/2013 12:28:14 PM	R12327
Bromoform	ND	1.0		µg/L	1	7/31/2013 12:28:14 PM	R12327
Bromomethane	ND	3.0		µg/L	1	7/31/2013 12:28:14 PM	R12327
2-Butanone	ND	10		µg/L	1	7/31/2013 12:28:14 PM	R12327
Carbon disulfide	ND	10		µg/L	1	7/31/2013 12:28:14 PM	R12327
Carbon Tetrachloride	ND	1.0		µg/L	1	7/31/2013 12:28:14 PM	R12327
Chlorobenzene	ND	1.0		µg/L	1	7/31/2013 12:28:14 PM	R12327
Chloroethane	ND	2.0		µg/L	1	7/31/2013 12:28:14 PM	R12327
Chloroform	ND	1.0		µg/L	1	7/31/2013 12:28:14 PM	R12327
Chloromethane	ND	3.0		µg/L	1	7/31/2013 12:28:14 PM	R12327
2-Chlorotoluene	ND	1.0		µg/L	1	7/31/2013 12:28:14 PM	R12327
4-Chlorotoluene	ND	1.0		µg/L	1	7/31/2013 12:28:14 PM	R12327
cis-1,2-DCE	1.0	1.0		µg/L	1	7/31/2013 12:28:14 PM	R12327
cis-1,3-Dichloropropene	ND	1.0		µg/L	1	7/31/2013 12:28:14 PM	R12327
1,2-Dibromo-3-chloropropane	ND	2.0		µg/L	1	7/31/2013 12:28:14 PM	R12327
Dibromochloromethane	ND	1.0		µg/L	1	7/31/2013 12:28:14 PM	R12327
Dibromomethane	ND	1.0		µg/L	1	7/31/2013 12:28:14 PM	R12327

Refer to the QC Summary report and sample login checklist for flagged QC data and preservation information.

Qualifiers:

*	Value exceeds Maximum Contaminant Level.	B	Analyte detected in the associated Method Blank
E	Value above quantitation range	H	Holding times for preparation or analysis exceeded
J	Analyte detected below quantitation limits	ND	Not Detected at the Reporting Limit
O	RSD is greater than RSDlimit	P	Sample pH greater than 2 for VOA and TOC only.
R	RPD outside accepted recovery limits	RL	Reporting Detection Limit

Hall Environmental Analysis Laboratory, Inc.

CLIENT: Cypress Engineering
Project: TWP Laguna Sta 6
Lab ID: 1307C25-010 **Matrix:** AQUEOUS

Client Sample ID: 6-40
Collection Date: 7/25/2013 2:45:00 PM
Received Date: 7/26/2013 11:00:00 AM

Analyses	Result	RL	Qual	Units	DF	Date Analyzed	Batch
EPA METHOD 8260B: VOLATILES						Analyst:	**DJF**
1,2-Dichlorobenzene	ND	1.0		µg/L	1	7/31/2013 12:28:14 PM	R12327
1,3-Dichlorobenzene	ND	1.0		µg/L	1	7/31/2013 12:28:14 PM	R12327
1,4-Dichlorobenzene	ND	1.0		µg/L	1	7/31/2013 12:28:14 PM	R12327
Dichlorodifluoromethane	ND	1.0		µg/L	1	7/31/2013 12:28:14 PM	R12327
1,1-Dichloroethane	170	10		µg/L	10	7/31/2013 2:36:03 PM	R12327
1,1-Dichloroethene	71	1.0		µg/L	1	7/31/2013 12:28:14 PM	R12327
1,2-Dichloropropane	ND	1.0		µg/L	1	7/31/2013 12:28:14 PM	R12327
1,3-Dichloropropane	ND	1.0		µg/L	1	7/31/2013 12:28:14 PM	R12327
2,2-Dichloropropane	ND	2.0		µg/L	1	7/31/2013 12:28:14 PM	R12327
1,1-Dichloropropene	ND	1.0		µg/L	1	7/31/2013 12:28:14 PM	R12327
Hexachlorobutadiene	ND	1.0		µg/L	1	7/31/2013 12:28:14 PM	R12327
2-Hexanone	ND	10		µg/L	1	7/31/2013 12:28:14 PM	R12327
Isopropylbenzene	ND	1.0		µg/L	1	7/31/2013 12:28:14 PM	R12327
4-Isopropyltoluene	ND	1.0		µg/L	1	7/31/2013 12:28:14 PM	R12327
4-Methyl-2-pentanone	ND	10		µg/L	1	7/31/2013 12:28:14 PM	R12327
Methylene Chloride	ND	3.0		µg/L	1	7/31/2013 12:28:14 PM	R12327
n-Butylbenzene	ND	3.0		µg/L	1	7/31/2013 12:28:14 PM	R12327
n-Propylbenzene	ND	1.0		µg/L	1	7/31/2013 12:28:14 PM	R12327
sec-Butylbenzene	ND	1.0		µg/L	1	7/31/2013 12:28:14 PM	R12327
Styrene	ND	1.0		µg/L	1	7/31/2013 12:28:14 PM	R12327
tert-Butylbenzene	ND	1.0		µg/L	1	7/31/2013 12:28:14 PM	R12327
1,1,1,2-Tetrachloroethane	ND	1.0		µg/L	1	7/31/2013 12:28:14 PM	R12327
1,1,2,2-Tetrachloroethane	ND	2.0		µg/L	1	7/31/2013 12:28:14 PM	R12327
Tetrachloroethene (PCE)	ND	1.0		µg/L	1	7/31/2013 12:28:14 PM	R12327
trans-1,2-DCE	ND	1.0		µg/L	1	7/31/2013 12:28:14 PM	R12327
trans-1,3-Dichloropropene	ND	1.0		µg/L	1	7/31/2013 12:28:14 PM	R12327
1,2,3-Trichlorobenzene	ND	1.0		µg/L	1	7/31/2013 12:28:14 PM	R12327
1,2,4-Trichlorobenzene	ND	1.0		µg/L	1	7/31/2013 12:28:14 PM	R12327
1,1,1-Trichloroethane	ND	1.0		µg/L	1	7/31/2013 12:28:14 PM	R12327
1,1,2-Trichloroethane	ND	1.0		µg/L	1	7/31/2013 12:28:14 PM	R12327
Trichloroethene (TCE)	1.7	1.0		µg/L	1	7/31/2013 12:28:14 PM	R12327
Trichlorofluoromethane	ND	1.0		µg/L	1	7/31/2013 12:28:14 PM	R12327
1,2,3-Trichloropropane	ND	2.0		µg/L	1	7/31/2013 12:28:14 PM	R12327
Vinyl chloride	ND	1.0		µg/L	1	7/31/2013 12:28:14 PM	R12327
Xylenes, Total	1.9	1.5		µg/L	1	7/31/2013 12:28:14 PM	R12327
Surr: 1,2-Dichloroethane-d4	95.8	70-130		%REC	1	7/31/2013 12:28:14 PM	R12327
Surr: 4-Bromofluorobenzene	82.8	70-130		%REC	1	7/31/2013 12:28:14 PM	R12327
Surr: Dibromofluoromethane	85.1	70-130		%REC	1	7/31/2013 12:28:14 PM	R12327
Surr: Toluene-d8	103	70-130		%REC	1	7/31/2013 12:28:14 PM	R12327

Refer to the QC Summary report and sample login checklist for flagged QC data and preservation information.

Qualifiers:

*	Value exceeds Maximum Contaminant Level.	B	Analyte detected in the associated Method Blank
E	Value above quantitation range	H	Holding times for preparation or analysis exceeded
J	Analyte detected below quantitation limits	ND	Not Detected at the Reporting Limit
O	RSD is greater than RSDlimit	P	Sample pH greater than 2 for VOA and TOC only.
R	RPD outside accepted recovery limits	RL	Reporting Detection Limit

Hall Environmental Analysis Laboratory, Inc.

CLIENT: Cypress Engineering
Project: TWP Laguna Sta 6
Lab ID: 1307C25-011 **Matrix:** AQUEOUS

Client Sample ID: 6-44
Collection Date: 7/25/2013 3:50:00 PM
Received Date: 7/26/2013 11:00:00 AM

Analyses	Result	RL	Qual	Units	DF	Date Analyzed	Batch
EPA METHOD 8260B: VOLATILES						Analyst:	**DJF**
Benzene	ND	1.0		µg/L	1	7/31/2013 3:08:07 PM	R12327
Toluene	ND	1.0		µg/L	1	7/31/2013 3:08:07 PM	R12327
Ethylbenzene	ND	1.0		µg/L	1	7/31/2013 3:08:07 PM	R12327
Methyl tert-butyl ether (MTBE)	ND	1.0		µg/L	1	7/31/2013 3:08:07 PM	R12327
1,2,4-Trimethylbenzene	ND	1.0		µg/L	1	7/31/2013 3:08:07 PM	R12327
1,3,5-Trimethylbenzene	ND	1.0		µg/L	1	7/31/2013 3:08:07 PM	R12327
1,2-Dichloroethane (EDC)	4.5	1.0		µg/L	1	7/31/2013 3:08:07 PM	R12327
1,2-Dibromoethane (EDB)	ND	1.0		µg/L	1	7/31/2013 3:08:07 PM	R12327
Naphthalene	ND	2.0		µg/L	1	7/31/2013 3:08:07 PM	R12327
1-Methylnaphthalene	ND	4.0		µg/L	1	7/31/2013 3:08:07 PM	R12327
2-Methylnaphthalene	ND	4.0		µg/L	1	7/31/2013 3:08:07 PM	R12327
Acetone	ND	10		µg/L	1	7/31/2013 3:08:07 PM	R12327
Bromobenzene	ND	1.0		µg/L	1	7/31/2013 3:08:07 PM	R12327
Bromodichloromethane	ND	1.0		µg/L	1	7/31/2013 3:08:07 PM	R12327
Bromoform	ND	1.0		µg/L	1	7/31/2013 3:08:07 PM	R12327
Bromomethane	ND	3.0		µg/L	1	7/31/2013 3:08:07 PM	R12327
2-Butanone	ND	10		µg/L	1	7/31/2013 3:08:07 PM	R12327
Carbon disulfide	ND	10		µg/L	1	7/31/2013 3:08:07 PM	R12327
Carbon Tetrachloride	ND	1.0		µg/L	1	7/31/2013 3:08:07 PM	R12327
Chlorobenzene	ND	1.0		µg/L	1	7/31/2013 3:08:07 PM	R12327
Chloroethane	ND	2.0		µg/L	1	7/31/2013 3:08:07 PM	R12327
Chloroform	ND	1.0		µg/L	1	7/31/2013 3:08:07 PM	R12327
Chloromethane	ND	3.0		µg/L	1	7/31/2013 3:08:07 PM	R12327
2-Chlorotoluene	ND	1.0		µg/L	1	7/31/2013 3:08:07 PM	R12327
4-Chlorotoluene	ND	1.0		µg/L	1	7/31/2013 3:08:07 PM	R12327
cis-1,2-DCE	ND	1.0		µg/L	1	7/31/2013 3:08:07 PM	R12327
cis-1,3-Dichloropropene	ND	1.0		µg/L	1	7/31/2013 3:08:07 PM	R12327
1,2-Dibromo-3-chloropropane	ND	2.0		µg/L	1	7/31/2013 3:08:07 PM	R12327
Dibromochloromethane	ND	1.0		µg/L	1	7/31/2013 3:08:07 PM	R12327
Dibromomethane	ND	1.0		µg/L	1	7/31/2013 3:08:07 PM	R12327
1,2-Dichlorobenzene	ND	1.0		µg/L	1	7/31/2013 3:08:07 PM	R12327
1,3-Dichlorobenzene	ND	1.0		µg/L	1	7/31/2013 3:08:07 PM	R12327
1,4-Dichlorobenzene	ND	1.0		µg/L	1	7/31/2013 3:08:07 PM	R12327
Dichlorodifluoromethane	ND	1.0		µg/L	1	7/31/2013 3:08:07 PM	R12327
1,1-Dichloroethane	12	1.0		µg/L	1	7/31/2013 3:08:07 PM	R12327
1,1-Dichloroethene	94	1.0		µg/L	1	7/31/2013 3:08:07 PM	R12327
1,2-Dichloropropane	ND	1.0		µg/L	1	7/31/2013 3:08:07 PM	R12327
1,3-Dichloropropane	ND	1.0		µg/L	1	7/31/2013 3:08:07 PM	R12327
2,2-Dichloropropane	ND	2.0		µg/L	1	7/31/2013 3:08:07 PM	R12327
1,1-Dichloropropene	ND	1.0		µg/L	1	7/31/2013 3:08:07 PM	R12327

Refer to the QC Summary report and sample login checklist for flagged QC data and preservation information.

Qualifiers:

*	Value exceeds Maximum Contaminant Level.	B	Analyte detected in the associated Method Blank
E	Value above quantitation range	H	Holding times for preparation or analysis exceeded
J	Analyte detected below quantitation limits	ND	Not Detected at the Reporting Limit
O	RSD is greater than RSDlimit	P	Sample pH greater than 2 for VOA and TOC only.
R	RPD outside accepted recovery limits	RL	Reporting Detection Limit

Hall Environmental Analysis Laboratory, Inc.

CLIENT: Cypress Engineering
Project: TWP Laguna Sta 6
Lab ID: 1307C25-011 **Matrix:** AQUEOUS

Client Sample ID: 6-44
Collection Date: 7/25/2013 3:50:00 PM
Received Date: 7/26/2013 11:00:00 AM

Analyses	Result	RL	Qual	Units	DF	Date Analyzed	Batch
EPA METHOD 8260B: VOLATILES						Analyst:	**DJF**
Hexachlorobutadiene	ND	1.0		µg/L	1	7/31/2013 3:08:07 PM	R12327
2-Hexanone	ND	10		µg/L	1	7/31/2013 3:08:07 PM	R12327
Isopropylbenzene	ND	1.0		µg/L	1	7/31/2013 3:08:07 PM	R12327
4-Isopropyltoluene	ND	1.0		µg/L	1	7/31/2013 3:08:07 PM	R12327
4-Methyl-2-pentanone	ND	10		µg/L	1	7/31/2013 3:08:07 PM	R12327
Methylene Chloride	ND	3.0		µg/L	1	7/31/2013 3:08:07 PM	R12327
n-Butylbenzene	ND	3.0		µg/L	1	7/31/2013 3:08:07 PM	R12327
n-Propylbenzene	ND	1.0		µg/L	1	7/31/2013 3:08:07 PM	R12327
sec-Butylbenzene	ND	1.0		µg/L	1	7/31/2013 3:08:07 PM	R12327
Styrene	ND	1.0		µg/L	1	7/31/2013 3:08:07 PM	R12327
tert-Butylbenzene	ND	1.0		µg/L	1	7/31/2013 3:08:07 PM	R12327
1,1,1,2-Tetrachloroethane	ND	1.0		µg/L	1	7/31/2013 3:08:07 PM	R12327
1,1,2,2-Tetrachloroethane	ND	2.0		µg/L	1	7/31/2013 3:08:07 PM	R12327
Tetrachloroethene (PCE)	ND	1.0		µg/L	1	7/31/2013 3:08:07 PM	R12327
trans-1,2-DCE	ND	1.0		µg/L	1	7/31/2013 3:08:07 PM	R12327
trans-1,3-Dichloropropene	ND	1.0		µg/L	1	7/31/2013 3:08:07 PM	R12327
1,2,3-Trichlorobenzene	ND	1.0		µg/L	1	7/31/2013 3:08:07 PM	R12327
1,2,4-Trichlorobenzene	ND	1.0		µg/L	1	7/31/2013 3:08:07 PM	R12327
1,1,1-Trichloroethane	17	1.0		µg/L	1	7/31/2013 3:08:07 PM	R12327
1,1,2-Trichloroethane	ND	1.0		µg/L	1	7/31/2013 3:08:07 PM	R12327
Trichloroethene (TCE)	ND	1.0		µg/L	1	7/31/2013 3:08:07 PM	R12327
Trichlorofluoromethane	ND	1.0		µg/L	1	7/31/2013 3:08:07 PM	R12327
1,2,3-Trichloropropane	ND	2.0		µg/L	1	7/31/2013 3:08:07 PM	R12327
Vinyl chloride	ND	1.0		µg/L	1	7/31/2013 3:08:07 PM	R12327
Xylenes, Total	ND	1.5		µg/L	1	7/31/2013 3:08:07 PM	R12327
Surr: 1,2-Dichloroethane-d4	91.9	70-130		%REC	1	7/31/2013 3:08:07 PM	R12327
Surr: 4-Bromofluorobenzene	88.6	70-130		%REC	1	7/31/2013 3:08:07 PM	R12327
Surr: Dibromofluoromethane	85.9	70-130		%REC	1	7/31/2013 3:08:07 PM	R12327
Surr: Toluene-d8	102	70-130		%REC	1	7/31/2013 3:08:07 PM	R12327

Refer to the QC Summary report and sample login checklist for flagged QC data and preservation information.

Qualifiers:

*	Value exceeds Maximum Contaminant Level.	B	Analyte detected in the associated Method Blank
E	Value above quantitation range	H	Holding times for preparation or analysis exceeded
J	Analyte detected below quantitation limits	ND	Not Detected at the Reporting Limit
O	RSD is greater than RSDlimit	P	Sample pH greater than 2 for VOA and TOC only.
R	RPD outside accepted recovery limits	RL	Reporting Detection Limit

Hall Environmental Analysis Laboratory, Inc.

CLIENT: Cypress Engineering
Project: TWP Laguna Sta 6
Lab ID: 1307C25-012
Matrix: AQUEOUS
Client Sample ID: 6-44 DUP
Collection Date: 7/25/2013 3:50:00 PM
Received Date: 7/26/2013 11:00:00 AM

Analyses	Result	RL	Qual	Units	DF	Date Analyzed	Batch
EPA METHOD 8260B: VOLATILES						Analyst:	**DJF**
Benzene	ND	1.0		µg/L	1	7/31/2013 3:40:11 PM	R12327
Toluene	ND	1.0		µg/L	1	7/31/2013 3:40:11 PM	R12327
Ethylbenzene	ND	1.0		µg/L	1	7/31/2013 3:40:11 PM	R12327
Methyl tert-butyl ether (MTBE)	ND	1.0		µg/L	1	7/31/2013 3:40:11 PM	R12327
1,2,4-Trimethylbenzene	ND	1.0		µg/L	1	7/31/2013 3:40:11 PM	R12327
1,3,5-Trimethylbenzene	ND	1.0		µg/L	1	7/31/2013 3:40:11 PM	R12327
1,2-Dichloroethane (EDC)	4.2	1.0		µg/L	1	7/31/2013 3:40:11 PM	R12327
1,2-Dibromoethane (EDB)	ND	1.0		µg/L	1	7/31/2013 3:40:11 PM	R12327
Naphthalene	ND	2.0		µg/L	1	7/31/2013 3:40:11 PM	R12327
1-Methylnaphthalene	ND	4.0		µg/L	1	7/31/2013 3:40:11 PM	R12327
2-Methylnaphthalene	ND	4.0		µg/L	1	7/31/2013 3:40:11 PM	R12327
Acetone	ND	10		µg/L	1	7/31/2013 3:40:11 PM	R12327
Bromobenzene	ND	1.0		µg/L	1	7/31/2013 3:40:11 PM	R12327
Bromodichloromethane	ND	1.0		µg/L	1	7/31/2013 3:40:11 PM	R12327
Bromoform	ND	1.0		µg/L	1	7/31/2013 3:40:11 PM	R12327
Bromomethane	ND	3.0		µg/L	1	7/31/2013 3:40:11 PM	R12327
2-Butanone	ND	10		µg/L	1	7/31/2013 3:40:11 PM	R12327
Carbon disulfide	ND	10		µg/L	1	7/31/2013 3:40:11 PM	R12327
Carbon Tetrachloride	ND	1.0		µg/L	1	7/31/2013 3:40:11 PM	R12327
Chlorobenzene	ND	1.0		µg/L	1	7/31/2013 3:40:11 PM	R12327
Chloroethane	ND	2.0		µg/L	1	7/31/2013 3:40:11 PM	R12327
Chloroform	ND	1.0		µg/L	1	7/31/2013 3:40:11 PM	R12327
Chloromethane	ND	3.0		µg/L	1	7/31/2013 3:40:11 PM	R12327
2-Chlorotoluene	ND	1.0		µg/L	1	7/31/2013 3:40:11 PM	R12327
4-Chlorotoluene	ND	1.0		µg/L	1	7/31/2013 3:40:11 PM	R12327
cis-1,2-DCE	ND	1.0		µg/L	1	7/31/2013 3:40:11 PM	R12327
cis-1,3-Dichloropropene	ND	1.0		µg/L	1	7/31/2013 3:40:11 PM	R12327
1,2-Dibromo-3-chloropropane	ND	2.0		µg/L	1	7/31/2013 3:40:11 PM	R12327
Dibromochloromethane	ND	1.0		µg/L	1	7/31/2013 3:40:11 PM	R12327
Dibromomethane	ND	1.0		µg/L	1	7/31/2013 3:40:11 PM	R12327
1,2-Dichlorobenzene	ND	1.0		µg/L	1	7/31/2013 3:40:11 PM	R12327
1,3-Dichlorobenzene	ND	1.0		µg/L	1	7/31/2013 3:40:11 PM	R12327
1,4-Dichlorobenzene	ND	1.0		µg/L	1	7/31/2013 3:40:11 PM	R12327
Dichlorodifluoromethane	ND	1.0		µg/L	1	7/31/2013 3:40:11 PM	R12327
1,1-Dichloroethane	11	1.0		µg/L	1	7/31/2013 3:40:11 PM	R12327
1,1-Dichloroethene	99	1.0		µg/L	1	7/31/2013 3:40:11 PM	R12327
1,2-Dichloropropane	ND	1.0		µg/L	1	7/31/2013 3:40:11 PM	R12327
1,3-Dichloropropane	ND	1.0		µg/L	1	7/31/2013 3:40:11 PM	R12327
2,2-Dichloropropane	ND	2.0		µg/L	1	7/31/2013 3:40:11 PM	R12327
1,1-Dichloropropene	ND	1.0		µg/L	1	7/31/2013 3:40:11 PM	R12327

Refer to the QC Summary report and sample login checklist for flagged QC data and preservation information.

Qualifiers:

*	Value exceeds Maximum Contaminant Level.	B	Analyte detected in the associated Method Blank
E	Value above quantitation range	H	Holding times for preparation or analysis exceeded
J	Analyte detected below quantitation limits	ND	Not Detected at the Reporting Limit
O	RSD is greater than RSDlimit	P	Sample pH greater than 2 for VOA and TOC only.
R	RPD outside accepted recovery limits	RL	Reporting Detection Limit

Hall Environmental Analysis Laboratory, Inc.

CLIENT: Cypress Engineering
Project: TWP Laguna Sta 6
Lab ID: 1307C25-012
Matrix: AQUEOUS
Client Sample ID: 6-44 DUP
Collection Date: 7/25/2013 3:50:00 PM
Received Date: 7/26/2013 11:00:00 AM

Analyses	Result	RL	Qual	Units	DF	Date Analyzed	Batch
EPA METHOD 8260B: VOLATILES						Analyst: **DJF**	
Hexachlorobutadiene	ND	1.0		µg/L	1	7/31/2013 3:40:11 PM	R12327
2-Hexanone	ND	10		µg/L	1	7/31/2013 3:40:11 PM	R12327
Isopropylbenzene	ND	1.0		µg/L	1	7/31/2013 3:40:11 PM	R12327
4-Isopropyltoluene	ND	1.0		µg/L	1	7/31/2013 3:40:11 PM	R12327
4-Methyl-2-pentanone	ND	10		µg/L	1	7/31/2013 3:40:11 PM	R12327
Methylene Chloride	ND	3.0		µg/L	1	7/31/2013 3:40:11 PM	R12327
n-Butylbenzene	ND	3.0		µg/L	1	7/31/2013 3:40:11 PM	R12327
n-Propylbenzene	ND	1.0		µg/L	1	7/31/2013 3:40:11 PM	R12327
sec-Butylbenzene	ND	1.0		µg/L	1	7/31/2013 3:40:11 PM	R12327
Styrene	ND	1.0		µg/L	1	7/31/2013 3:40:11 PM	R12327
tert-Butylbenzene	ND	1.0		µg/L	1	7/31/2013 3:40:11 PM	R12327
1,1,1,2-Tetrachloroethane	ND	1.0		µg/L	1	7/31/2013 3:40:11 PM	R12327
1,1,2,2-Tetrachloroethane	ND	2.0		µg/L	1	7/31/2013 3:40:11 PM	R12327
Tetrachloroethene (PCE)	ND	1.0		µg/L	1	7/31/2013 3:40:11 PM	R12327
trans-1,2-DCE	ND	1.0		µg/L	1	7/31/2013 3:40:11 PM	R12327
trans-1,3-Dichloropropene	ND	1.0		µg/L	1	7/31/2013 3:40:11 PM	R12327
1,2,3-Trichlorobenzene	ND	1.0		µg/L	1	7/31/2013 3:40:11 PM	R12327
1,2,4-Trichlorobenzene	ND	1.0		µg/L	1	7/31/2013 3:40:11 PM	R12327
1,1,1-Trichloroethane	18	1.0		µg/L	1	7/31/2013 3:40:11 PM	R12327
1,1,2-Trichloroethane	ND	1.0		µg/L	1	7/31/2013 3:40:11 PM	R12327
Trichloroethene (TCE)	ND	1.0		µg/L	1	7/31/2013 3:40:11 PM	R12327
Trichlorofluoromethane	ND	1.0		µg/L	1	7/31/2013 3:40:11 PM	R12327
1,2,3-Trichloropropane	ND	2.0		µg/L	1	7/31/2013 3:40:11 PM	R12327
Vinyl chloride	ND	1.0		µg/L	1	7/31/2013 3:40:11 PM	R12327
Xylenes, Total	ND	1.5		µg/L	1	7/31/2013 3:40:11 PM	R12327
Surr: 1,2-Dichloroethane-d4	94.7	70-130		%REC	1	7/31/2013 3:40:11 PM	R12327
Surr: 4-Bromofluorobenzene	86.8	70-130		%REC	1	7/31/2013 3:40:11 PM	R12327
Surr: Dibromofluoromethane	86.1	70-130		%REC	1	7/31/2013 3:40:11 PM	R12327
Surr: Toluene-d8	103	70-130		%REC	1	7/31/2013 3:40:11 PM	R12327

Refer to the QC Summary report and sample login checklist for flagged QC data and preservation information.

Qualifiers:

*	Value exceeds Maximum Contaminant Level.	B	Analyte detected in the associated Method Blank
E	Value above quantitation range	H	Holding times for preparation or analysis exceeded
J	Analyte detected below quantitation limits	ND	Not Detected at the Reporting Limit
O	RSD is greater than RSDlimit	P	Sample pH greater than 2 for VOA and TOC only.
R	RPD outside accepted recovery limits	RL	Reporting Detection Limit

Hall Environmental Analysis Laboratory, Inc.

CLIENT: Cypress Engineering
Project: TWP Laguna Sta 6
Lab ID: 1307C25-013
Matrix: AQUEOUS
Client Sample ID: Purge H20
Collection Date: 7/26/2013 9:50:00 AM
Received Date: 7/26/2013 11:00:00 AM

Analyses	Result	RL	Qual	Units	DF	Date Analyzed	Batch
EPA METHOD 8082: PCB'S						Analyst:	**SCC**
Aroclor 1016	ND	10		µg/L	10	7/30/2013 9:11:36 PM	8583
Aroclor 1221	ND	10		µg/L	10	7/30/2013 9:11:36 PM	8583
Aroclor 1232	ND	10		µg/L	10	7/30/2013 9:11:36 PM	8583
Aroclor 1242	220	10		µg/L	10	7/30/2013 9:11:36 PM	8583
Aroclor 1248	ND	10		µg/L	10	7/30/2013 9:11:36 PM	8583
Aroclor 1254	ND	10		µg/L	10	7/30/2013 9:11:36 PM	8583
Aroclor 1260	ND	10		µg/L	10	7/30/2013 9:11:36 PM	8583
Surr: Decachlorobiphenyl	64.0	23.9-124		%REC	10	7/30/2013 9:11:36 PM	8583
Surr: Tetrachloro-m-xylene	52.0	28.1-139		%REC	10	7/30/2013 9:11:36 PM	8583
EPA METHOD 8260B: VOLATILES						Analyst:	**DJF**
Benzene	3.1	1.0		µg/L	1	7/31/2013 4:12:17 PM	R12327
Toluene	ND	1.0		µg/L	1	7/31/2013 4:12:17 PM	R12327
Ethylbenzene	ND	1.0		µg/L	1	7/31/2013 4:12:17 PM	R12327
Methyl tert-butyl ether (MTBE)	ND	1.0		µg/L	1	7/31/2013 4:12:17 PM	R12327
1,2,4-Trimethylbenzene	ND	1.0		µg/L	1	7/31/2013 4:12:17 PM	R12327
1,3,5-Trimethylbenzene	ND	1.0		µg/L	1	7/31/2013 4:12:17 PM	R12327
1,2-Dichloroethane (EDC)	ND	1.0		µg/L	1	7/31/2013 4:12:17 PM	R12327
1,2-Dibromoethane (EDB)	ND	1.0		µg/L	1	7/31/2013 4:12:17 PM	R12327
Naphthalene	ND	2.0		µg/L	1	7/31/2013 4:12:17 PM	R12327
1-Methylnaphthalene	ND	4.0		µg/L	1	7/31/2013 4:12:17 PM	R12327
2-Methylnaphthalene	ND	4.0		µg/L	1	7/31/2013 4:12:17 PM	R12327
Acetone	ND	10		µg/L	1	7/31/2013 4:12:17 PM	R12327
Bromobenzene	ND	1.0		µg/L	1	7/31/2013 4:12:17 PM	R12327
Bromodichloromethane	ND	1.0		µg/L	1	7/31/2013 4:12:17 PM	R12327
Bromoform	ND	1.0		µg/L	1	7/31/2013 4:12:17 PM	R12327
Bromomethane	ND	3.0		µg/L	1	7/31/2013 4:12:17 PM	R12327
2-Butanone	ND	10		µg/L	1	7/31/2013 4:12:17 PM	R12327
Carbon disulfide	ND	10		µg/L	1	7/31/2013 4:12:17 PM	R12327
Carbon Tetrachloride	ND	1.0		µg/L	1	7/31/2013 4:12:17 PM	R12327
Chlorobenzene	ND	1.0		µg/L	1	7/31/2013 4:12:17 PM	R12327
Chloroethane	ND	2.0		µg/L	1	7/31/2013 4:12:17 PM	R12327
Chloroform	ND	1.0		µg/L	1	7/31/2013 4:12:17 PM	R12327
Chloromethane	ND	3.0		µg/L	1	7/31/2013 4:12:17 PM	R12327
2-Chlorotoluene	ND	1.0		µg/L	1	7/31/2013 4:12:17 PM	R12327
4-Chlorotoluene	ND	1.0		µg/L	1	7/31/2013 4:12:17 PM	R12327
cis-1,2-DCE	ND	1.0		µg/L	1	7/31/2013 4:12:17 PM	R12327
cis-1,3-Dichloropropene	ND	1.0		µg/L	1	7/31/2013 4:12:17 PM	R12327
1,2-Dibromo-3-chloropropane	ND	2.0		µg/L	1	7/31/2013 4:12:17 PM	R12327
Dibromochloromethane	ND	1.0		µg/L	1	7/31/2013 4:12:17 PM	R12327
Dibromomethane	ND	1.0		µg/L	1	7/31/2013 4:12:17 PM	R12327

Refer to the QC Summary report and sample login checklist for flagged QC data and preservation information.

Qualifiers:

*	Value exceeds Maximum Contaminant Level.	B	Analyte detected in the associated Method Blank
E	Value above quantitation range	H	Holding times for preparation or analysis exceeded
J	Analyte detected below quantitation limits	ND	Not Detected at the Reporting Limit
O	RSD is greater than RSDlimit	P	Sample pH greater than 2 for VOA and TOC only.
R	RPD outside accepted recovery limits	RL	Reporting Detection Limit

Hall Environmental Analysis Laboratory, Inc.

CLIENT: Cypress Engineering
Project: TWP Laguna Sta 6
Lab ID: 1307C25-013 **Matrix:** AQUEOUS

Client Sample ID: Purge H20
Collection Date: 7/26/2013 9:50:00 AM
Received Date: 7/26/2013 11:00:00 AM

Analyses	Result	RL	Qual	Units	DF	Date Analyzed	Batch
EPA METHOD 8260B: VOLATILES						Analyst:	**DJF**
1,2-Dichlorobenzene	ND	1.0		µg/L	1	7/31/2013 4:12:17 PM	R12327
1,3-Dichlorobenzene	ND	1.0		µg/L	1	7/31/2013 4:12:17 PM	R12327
1,4-Dichlorobenzene	ND	1.0		µg/L	1	7/31/2013 4:12:17 PM	R12327
Dichlorodifluoromethane	ND	1.0		µg/L	1	7/31/2013 4:12:17 PM	R12327
1,1-Dichloroethane	61	1.0		µg/L	1	7/31/2013 4:12:17 PM	R12327
1,1-Dichloroethene	29	1.0		µg/L	1	7/31/2013 4:12:17 PM	R12327
1,2-Dichloropropane	ND	1.0		µg/L	1	7/31/2013 4:12:17 PM	R12327
1,3-Dichloropropane	ND	1.0		µg/L	1	7/31/2013 4:12:17 PM	R12327
2,2-Dichloropropane	ND	2.0		µg/L	1	7/31/2013 4:12:17 PM	R12327
1,1-Dichloropropene	ND	1.0		µg/L	1	7/31/2013 4:12:17 PM	R12327
Hexachlorobutadiene	ND	1.0		µg/L	1	7/31/2013 4:12:17 PM	R12327
2-Hexanone	ND	10		µg/L	1	7/31/2013 4:12:17 PM	R12327
Isopropylbenzene	ND	1.0		µg/L	1	7/31/2013 4:12:17 PM	R12327
4-Isopropyltoluene	ND	1.0		µg/L	1	7/31/2013 4:12:17 PM	R12327
4-Methyl-2-pentanone	ND	10		µg/L	1	7/31/2013 4:12:17 PM	R12327
Methylene Chloride	ND	3.0		µg/L	1	7/31/2013 4:12:17 PM	R12327
n-Butylbenzene	ND	3.0		µg/L	1	7/31/2013 4:12:17 PM	R12327
n-Propylbenzene	ND	1.0		µg/L	1	7/31/2013 4:12:17 PM	R12327
sec-Butylbenzene	ND	1.0		µg/L	1	7/31/2013 4:12:17 PM	R12327
Styrene	ND	1.0		µg/L	1	7/31/2013 4:12:17 PM	R12327
tert-Butylbenzene	ND	1.0		µg/L	1	7/31/2013 4:12:17 PM	R12327
1,1,1,2-Tetrachloroethane	ND	1.0		µg/L	1	7/31/2013 4:12:17 PM	R12327
1,1,2,2-Tetrachloroethane	ND	2.0		µg/L	1	7/31/2013 4:12:17 PM	R12327
Tetrachloroethene (PCE)	ND	1.0		µg/L	1	7/31/2013 4:12:17 PM	R12327
trans-1,2-DCE	ND	1.0		µg/L	1	7/31/2013 4:12:17 PM	R12327
trans-1,3-Dichloropropene	ND	1.0		µg/L	1	7/31/2013 4:12:17 PM	R12327
1,2,3-Trichlorobenzene	ND	1.0		µg/L	1	7/31/2013 4:12:17 PM	R12327
1,2,4-Trichlorobenzene	ND	1.0		µg/L	1	7/31/2013 4:12:17 PM	R12327
1,1,1-Trichloroethane	1.9	1.0		µg/L	1	7/31/2013 4:12:17 PM	R12327
1,1,2-Trichloroethane	ND	1.0		µg/L	1	7/31/2013 4:12:17 PM	R12327
Trichloroethene (TCE)	ND	1.0		µg/L	1	7/31/2013 4:12:17 PM	R12327
Trichlorofluoromethane	ND	1.0		µg/L	1	7/31/2013 4:12:17 PM	R12327
1,2,3-Trichloropropane	ND	2.0		µg/L	1	7/31/2013 4:12:17 PM	R12327
Vinyl chloride	ND	1.0		µg/L	1	7/31/2013 4:12:17 PM	R12327
Xylenes, Total	ND	1.5		µg/L	1	7/31/2013 4:12:17 PM	R12327
Surr: 1,2-Dichloroethane-d4	91.6	70-130		%REC	1	7/31/2013 4:12:17 PM	R12327
Surr: 4-Bromofluorobenzene	86.4	70-130		%REC	1	7/31/2013 4:12:17 PM	R12327
Surr: Dibromofluoromethane	85.5	70-130		%REC	1	7/31/2013 4:12:17 PM	R12327
Surr: Toluene-d8	99.1	70-130		%REC	1	7/31/2013 4:12:17 PM	R12327

Refer to the QC Summary report and sample login checklist for flagged QC data and preservation information.

Qualifiers:

*	Value exceeds Maximum Contaminant Level.	B	Analyte detected in the associated Method Blank
E	Value above quantitation range	H	Holding times for preparation or analysis exceeded
J	Analyte detected below quantitation limits	ND	Not Detected at the Reporting Limit
O	RSD is greater than RSDlimit	P	Sample pH greater than 2 for VOA and TOC only.
R	RPD outside accepted recovery limits	RL	Reporting Detection Limit

Hall Environmental Analysis Laboratory, Inc.

CLIENT: Cypress Engineering
Project: TWP Laguna Sta 6
Lab ID: 1307C25-014
Matrix: AQUEOUS
Client Sample ID: 6-10
Collection Date: 7/25/2013 3:20:00 PM
Received Date: 7/26/2013 11:00:00 AM

Analyses	Result	RL	Qual	Units	DF	Date Analyzed	Batch
EPA METHOD 8082: PCB'S						Analyst:	**SCC**
Aroclor 1016	ND	1.0		µg/L	1	7/30/2013 5:00:59 PM	8583
Aroclor 1221	ND	1.0		µg/L	1	7/30/2013 5:00:59 PM	8583
Aroclor 1232	ND	1.0		µg/L	1	7/30/2013 5:00:59 PM	8583
Aroclor 1242	26	1.0		µg/L	1	7/30/2013 5:00:59 PM	8583
Aroclor 1248	ND	1.0		µg/L	1	7/30/2013 5:00:59 PM	8583
Aroclor 1254	ND	1.0		µg/L	1	7/30/2013 5:00:59 PM	8583
Aroclor 1260	ND	1.0		µg/L	1	7/30/2013 5:00:59 PM	8583
Surr: Decachlorobiphenyl	72.0	23.9-124		%REC	1	7/30/2013 5:00:59 PM	8583
Surr: Tetrachloro-m-xylene	60.4	28.1-139		%REC	1	7/30/2013 5:00:59 PM	8583
EPA METHOD 8260B: VOLATILES						Analyst:	**DJF**
Benzene	3.2	1.0		µg/L	1	7/31/2013 5:16:15 PM	R12327
Toluene	ND	1.0		µg/L	1	7/31/2013 5:16:15 PM	R12327
Ethylbenzene	ND	1.0		µg/L	1	7/31/2013 5:16:15 PM	R12327
Methyl tert-butyl ether (MTBE)	ND	1.0		µg/L	1	7/31/2013 5:16:15 PM	R12327
1,2,4-Trimethylbenzene	ND	1.0		µg/L	1	7/31/2013 5:16:15 PM	R12327
1,3,5-Trimethylbenzene	ND	1.0		µg/L	1	7/31/2013 5:16:15 PM	R12327
1,2-Dichloroethane (EDC)	ND	1.0		µg/L	1	7/31/2013 5:16:15 PM	R12327
1,2-Dibromoethane (EDB)	ND	1.0		µg/L	1	7/31/2013 5:16:15 PM	R12327
Naphthalene	ND	2.0		µg/L	1	7/31/2013 5:16:15 PM	R12327
1-Methylnaphthalene	ND	4.0		µg/L	1	7/31/2013 5:16:15 PM	R12327
2-Methylnaphthalene	ND	4.0		µg/L	1	7/31/2013 5:16:15 PM	R12327
Acetone	ND	10		µg/L	1	7/31/2013 5:16:15 PM	R12327
Bromobenzene	ND	1.0		µg/L	1	7/31/2013 5:16:15 PM	R12327
Bromodichloromethane	ND	1.0		µg/L	1	7/31/2013 5:16:15 PM	R12327
Bromoform	ND	1.0		µg/L	1	7/31/2013 5:16:15 PM	R12327
Bromomethane	ND	3.0		µg/L	1	7/31/2013 5:16:15 PM	R12327
2-Butanone	ND	10		µg/L	1	7/31/2013 5:16:15 PM	R12327
Carbon disulfide	ND	10		µg/L	1	7/31/2013 5:16:15 PM	R12327
Carbon Tetrachloride	ND	1.0		µg/L	1	7/31/2013 5:16:15 PM	R12327
Chlorobenzene	ND	1.0		µg/L	1	7/31/2013 5:16:15 PM	R12327
Chloroethane	ND	2.0		µg/L	1	7/31/2013 5:16:15 PM	R12327
Chloroform	ND	1.0		µg/L	1	7/31/2013 5:16:15 PM	R12327
Chloromethane	ND	3.0		µg/L	1	7/31/2013 5:16:15 PM	R12327
2-Chlorotoluene	ND	1.0		µg/L	1	7/31/2013 5:16:15 PM	R12327
4-Chlorotoluene	ND	1.0		µg/L	1	7/31/2013 5:16:15 PM	R12327
cis-1,2-DCE	ND	1.0		µg/L	1	7/31/2013 5:16:15 PM	R12327
cis-1,3-Dichloropropene	ND	1.0		µg/L	1	7/31/2013 5:16:15 PM	R12327
1,2-Dibromo-3-chloropropane	ND	2.0		µg/L	1	7/31/2013 5:16:15 PM	R12327
Dibromochloromethane	ND	1.0		µg/L	1	7/31/2013 5:16:15 PM	R12327
Dibromomethane	ND	1.0		µg/L	1	7/31/2013 5:16:15 PM	R12327

Refer to the QC Summary report and sample login checklist for flagged QC data and preservation information.

Qualifiers:

*	Value exceeds Maximum Contaminant Level.	B	Analyte detected in the associated Method Blank
E	Value above quantitation range	H	Holding times for preparation or analysis exceeded
J	Analyte detected below quantitation limits	ND	Not Detected at the Reporting Limit
O	RSD is greater than RSDlimit	P	Sample pH greater than 2 for VOA and TOC only.
R	RPD outside accepted recovery limits	RL	Reporting Detection Limit

Hall Environmental Analysis Laboratory, Inc.

CLIENT: Cypress Engineering
Project: TWP Laguna Sta 6
Lab ID: 1307C25-014 **Matrix:** AQUEOUS

Client Sample ID: 6-10
Collection Date: 7/25/2013 3:20:00 PM
Received Date: 7/26/2013 11:00:00 AM

Analyses	Result	RL	Qual	Units	DF	Date Analyzed	Batch
EPA METHOD 8260B: VOLATILES						Analyst:	**DJF**
1,2-Dichlorobenzene	ND	1.0		µg/L	1	7/31/2013 5:16:15 PM	R12327
1,3-Dichlorobenzene	ND	1.0		µg/L	1	7/31/2013 5:16:15 PM	R12327
1,4-Dichlorobenzene	ND	1.0		µg/L	1	7/31/2013 5:16:15 PM	R12327
Dichlorodifluoromethane	ND	1.0		µg/L	1	7/31/2013 5:16:15 PM	R12327
1,1-Dichloroethane	51	1.0		µg/L	1	7/31/2013 5:16:15 PM	R12327
1,1-Dichloroethene	9.0	1.0		µg/L	1	7/31/2013 5:16:15 PM	R12327
1,2-Dichloropropane	ND	1.0		µg/L	1	7/31/2013 5:16:15 PM	R12327
1,3-Dichloropropane	ND	1.0		µg/L	1	7/31/2013 5:16:15 PM	R12327
2,2-Dichloropropane	ND	2.0		µg/L	1	7/31/2013 5:16:15 PM	R12327
1,1-Dichloropropene	ND	1.0		µg/L	1	7/31/2013 5:16:15 PM	R12327
Hexachlorobutadiene	ND	1.0		µg/L	1	7/31/2013 5:16:15 PM	R12327
2-Hexanone	ND	10		µg/L	1	7/31/2013 5:16:15 PM	R12327
Isopropylbenzene	ND	1.0		µg/L	1	7/31/2013 5:16:15 PM	R12327
4-Isopropyltoluene	ND	1.0		µg/L	1	7/31/2013 5:16:15 PM	R12327
4-Methyl-2-pentanone	ND	10		µg/L	1	7/31/2013 5:16:15 PM	R12327
Methylene Chloride	ND	3.0		µg/L	1	7/31/2013 5:16:15 PM	R12327
n-Butylbenzene	ND	3.0		µg/L	1	7/31/2013 5:16:15 PM	R12327
n-Propylbenzene	ND	1.0		µg/L	1	7/31/2013 5:16:15 PM	R12327
sec-Butylbenzene	ND	1.0		µg/L	1	7/31/2013 5:16:15 PM	R12327
Styrene	ND	1.0		µg/L	1	7/31/2013 5:16:15 PM	R12327
tert-Butylbenzene	ND	1.0		µg/L	1	7/31/2013 5:16:15 PM	R12327
1,1,1,2-Tetrachloroethane	ND	1.0		µg/L	1	7/31/2013 5:16:15 PM	R12327
1,1,2,2-Tetrachloroethane	ND	2.0		µg/L	1	7/31/2013 5:16:15 PM	R12327
Tetrachloroethene (PCE)	ND	1.0		µg/L	1	7/31/2013 5:16:15 PM	R12327
trans-1,2-DCE	ND	1.0		µg/L	1	7/31/2013 5:16:15 PM	R12327
trans-1,3-Dichloropropene	ND	1.0		µg/L	1	7/31/2013 5:16:15 PM	R12327
1,2,3-Trichlorobenzene	ND	1.0		µg/L	1	7/31/2013 5:16:15 PM	R12327
1,2,4-Trichlorobenzene	ND	1.0		µg/L	1	7/31/2013 5:16:15 PM	R12327
1,1,1-Trichloroethane	ND	1.0		µg/L	1	7/31/2013 5:16:15 PM	R12327
1,1,2-Trichloroethane	ND	1.0		µg/L	1	7/31/2013 5:16:15 PM	R12327
Trichloroethene (TCE)	ND	1.0		µg/L	1	7/31/2013 5:16:15 PM	R12327
Trichlorofluoromethane	ND	1.0		µg/L	1	7/31/2013 5:16:15 PM	R12327
1,2,3-Trichloropropane	ND	2.0		µg/L	1	7/31/2013 5:16:15 PM	R12327
Vinyl chloride	ND	1.0		µg/L	1	7/31/2013 5:16:15 PM	R12327
Xylenes, Total	ND	1.5		µg/L	1	7/31/2013 5:16:15 PM	R12327
Surr: 1,2-Dichloroethane-d4	91.1	70-130		%REC	1	7/31/2013 5:16:15 PM	R12327
Surr: 4-Bromofluorobenzene	86.0	70-130		%REC	1	7/31/2013 5:16:15 PM	R12327
Surr: Dibromofluoromethane	86.4	70-130		%REC	1	7/31/2013 5:16:15 PM	R12327
Surr: Toluene-d8	101	70-130		%REC	1	7/31/2013 5:16:15 PM	R12327

Refer to the QC Summary report and sample login checklist for flagged QC data and preservation information.

Qualifiers:

*	Value exceeds Maximum Contaminant Level.	B	Analyte detected in the associated Method Blank
E	Value above quantitation range	H	Holding times for preparation or analysis exceeded
J	Analyte detected below quantitation limits	ND	Not Detected at the Reporting Limit
O	RSD is greater than RSDlimit	P	Sample pH greater than 2 for VOA and TOC only.
R	RPD outside accepted recovery limits	RL	Reporting Detection Limit

Hall Environmental Analysis Laboratory, Inc.

CLIENT: Cypress Engineering
Project: TWP Laguna Sta 6
Lab ID: 1307C25-015 **Matrix:** AQUEOUS

Client Sample ID: 6-09
Collection Date: 7/25/2013 3:35:00 PM
Received Date: 7/26/2013 11:00:00 AM

Analyses	Result	RL	Qual	Units	DF	Date Analyzed	Batch
EPA METHOD 8082: PCB'S						Analyst:	**SCC**
Aroclor 1016	ND	5.0		µg/L	5	7/30/2013 5:46:03 PM	8583
Aroclor 1221	ND	5.0		µg/L	5	7/30/2013 5:46:03 PM	8583
Aroclor 1232	ND	5.0		µg/L	5	7/30/2013 5:46:03 PM	8583
Aroclor 1242	72	5.0		µg/L	5	7/30/2013 5:46:03 PM	8583
Aroclor 1248	ND	5.0		µg/L	5	7/30/2013 5:46:03 PM	8583
Aroclor 1254	ND	5.0		µg/L	5	7/30/2013 5:46:03 PM	8583
Aroclor 1260	ND	5.0		µg/L	5	7/30/2013 5:46:03 PM	8583
Surr: Decachlorobiphenyl	30.0	23.9-124		%REC	5	7/30/2013 5:46:03 PM	8583
Surr: Tetrachloro-m-xylene	30.0	28.1-139		%REC	5	7/30/2013 5:46:03 PM	8583
EPA METHOD 8260B: VOLATILES						Analyst:	**DJF**
Benzene	3.4	1.0		µg/L	1	7/31/2013 6:52:04 PM	R12327
Toluene	2.0	1.0		µg/L	1	7/31/2013 6:52:04 PM	R12327
Ethylbenzene	2.7	1.0		µg/L	1	7/31/2013 6:52:04 PM	R12327
Methyl tert-butyl ether (MTBE)	ND	1.0		µg/L	1	7/31/2013 6:52:04 PM	R12327
1,2,4-Trimethylbenzene	7.1	1.0		µg/L	1	7/31/2013 6:52:04 PM	R12327
1,3,5-Trimethylbenzene	8.3	1.0		µg/L	1	7/31/2013 6:52:04 PM	R12327
1,2-Dichloroethane (EDC)	ND	1.0		µg/L	1	7/31/2013 6:52:04 PM	R12327
1,2-Dibromoethane (EDB)	ND	1.0		µg/L	1	7/31/2013 6:52:04 PM	R12327
Naphthalene	4.2	2.0		µg/L	1	7/31/2013 6:52:04 PM	R12327
1-Methylnaphthalene	6.4	4.0		µg/L	1	7/31/2013 6:52:04 PM	R12327
2-Methylnaphthalene	5.4	4.0		µg/L	1	7/31/2013 6:52:04 PM	R12327
Acetone	ND	10		µg/L	1	7/31/2013 6:52:04 PM	R12327
Bromobenzene	ND	1.0		µg/L	1	7/31/2013 6:52:04 PM	R12327
Bromodichloromethane	ND	1.0		µg/L	1	7/31/2013 6:52:04 PM	R12327
Bromoform	ND	1.0		µg/L	1	7/31/2013 6:52:04 PM	R12327
Bromomethane	ND	3.0		µg/L	1	7/31/2013 6:52:04 PM	R12327
2-Butanone	ND	10		µg/L	1	7/31/2013 6:52:04 PM	R12327
Carbon disulfide	ND	10		µg/L	1	7/31/2013 6:52:04 PM	R12327
Carbon Tetrachloride	ND	1.0		µg/L	1	7/31/2013 6:52:04 PM	R12327
Chlorobenzene	ND	1.0		µg/L	1	7/31/2013 6:52:04 PM	R12327
Chloroethane	ND	2.0		µg/L	1	7/31/2013 6:52:04 PM	R12327
Chloroform	ND	1.0		µg/L	1	7/31/2013 6:52:04 PM	R12327
Chloromethane	ND	3.0		µg/L	1	7/31/2013 6:52:04 PM	R12327
2-Chlorotoluene	ND	1.0		µg/L	1	7/31/2013 6:52:04 PM	R12327
4-Chlorotoluene	ND	1.0		µg/L	1	7/31/2013 6:52:04 PM	R12327
cis-1,2-DCE	2.2	1.0		µg/L	1	7/31/2013 6:52:04 PM	R12327
cis-1,3-Dichloropropene	ND	1.0		µg/L	1	7/31/2013 6:52:04 PM	R12327
1,2-Dibromo-3-chloropropane	ND	2.0		µg/L	1	7/31/2013 6:52:04 PM	R12327
Dibromochloromethane	ND	1.0		µg/L	1	7/31/2013 6:52:04 PM	R12327
Dibromomethane	ND	1.0		µg/L	1	7/31/2013 6:52:04 PM	R12327

Refer to the QC Summary report and sample login checklist for flagged QC data and preservation information.

Qualifiers:

*	Value exceeds Maximum Contaminant Level.	B	Analyte detected in the associated Method Blank
E	Value above quantitation range	H	Holding times for preparation or analysis exceeded
J	Analyte detected below quantitation limits	ND	Not Detected at the Reporting Limit
O	RSD is greater than RSDlimit	P	Sample pH greater than 2 for VOA and TOC only.
R	RPD outside accepted recovery limits	RL	Reporting Detection Limit

Hall Environmental Analysis Laboratory, Inc.

CLIENT: Cypress Engineering
Project: TWP Laguna Sta 6
Lab ID: 1307C25-015
Matrix: AQUEOUS
Client Sample ID: 6-09
Collection Date: 7/25/2013 3:35:00 PM
Received Date: 7/26/2013 11:00:00 AM

Analyses	Result	RL	Qual	Units	DF	Date Analyzed	Batch
EPA METHOD 8260B: VOLATILES						Analyst:	DJF
1,2-Dichlorobenzene	ND	1.0		µg/L	1	7/31/2013 6:52:04 PM	R12327
1,3-Dichlorobenzene	ND	1.0		µg/L	1	7/31/2013 6:52:04 PM	R12327
1,4-Dichlorobenzene	ND	1.0		µg/L	1	7/31/2013 6:52:04 PM	R12327
Dichlorodifluoromethane	ND	1.0		µg/L	1	7/31/2013 6:52:04 PM	R12327
1,1-Dichloroethane	150	10		µg/L	10	7/31/2013 6:20:06 PM	R12327
1,1-Dichloroethene	70	1.0		µg/L	1	7/31/2013 6:52:04 PM	R12327
1,2-Dichloropropane	ND	1.0		µg/L	1	7/31/2013 6:52:04 PM	R12327
1,3-Dichloropropane	ND	1.0		µg/L	1	7/31/2013 6:52:04 PM	R12327
2,2-Dichloropropane	ND	2.0		µg/L	1	7/31/2013 6:52:04 PM	R12327
1,1-Dichloropropene	ND	1.0		µg/L	1	7/31/2013 6:52:04 PM	R12327
Hexachlorobutadiene	ND	1.0		µg/L	1	7/31/2013 6:52:04 PM	R12327
2-Hexanone	ND	10		µg/L	1	7/31/2013 6:52:04 PM	R12327
Isopropylbenzene	1.1	1.0		µg/L	1	7/31/2013 6:52:04 PM	R12327
4-Isopropyltoluene	ND	1.0		µg/L	1	7/31/2013 6:52:04 PM	R12327
4-Methyl-2-pentanone	ND	10		µg/L	1	7/31/2013 6:52:04 PM	R12327
Methylene Chloride	ND	3.0		µg/L	1	7/31/2013 6:52:04 PM	R12327
n-Butylbenzene	ND	3.0		µg/L	1	7/31/2013 6:52:04 PM	R12327
n-Propylbenzene	1.4	1.0		µg/L	1	7/31/2013 6:52:04 PM	R12327
sec-Butylbenzene	ND	1.0		µg/L	1	7/31/2013 6:52:04 PM	R12327
Styrene	ND	1.0		µg/L	1	7/31/2013 6:52:04 PM	R12327
tert-Butylbenzene	ND	1.0		µg/L	1	7/31/2013 6:52:04 PM	R12327
1,1,1,2-Tetrachloroethane	ND	1.0		µg/L	1	7/31/2013 6:52:04 PM	R12327
1,1,2,2-Tetrachloroethane	ND	2.0		µg/L	1	7/31/2013 6:52:04 PM	R12327
Tetrachloroethene (PCE)	ND	1.0		µg/L	1	7/31/2013 6:52:04 PM	R12327
trans-1,2-DCE	ND	1.0		µg/L	1	7/31/2013 6:52:04 PM	R12327
trans-1,3-Dichloropropene	ND	1.0		µg/L	1	7/31/2013 6:52:04 PM	R12327
1,2,3-Trichlorobenzene	ND	1.0		µg/L	1	7/31/2013 6:52:04 PM	R12327
1,2,4-Trichlorobenzene	ND	1.0		µg/L	1	7/31/2013 6:52:04 PM	R12327
1,1,1-Trichloroethane	ND	1.0		µg/L	1	7/31/2013 6:52:04 PM	R12327
1,1,2-Trichloroethane	ND	1.0		µg/L	1	7/31/2013 6:52:04 PM	R12327
Trichloroethene (TCE)	ND	1.0		µg/L	1	7/31/2013 6:52:04 PM	R12327
Trichlorofluoromethane	ND	1.0		µg/L	1	7/31/2013 6:52:04 PM	R12327
1,2,3-Trichloropropane	ND	2.0		µg/L	1	7/31/2013 6:52:04 PM	R12327
Vinyl chloride	1.2	1.0		µg/L	1	7/31/2013 6:52:04 PM	R12327
Xylenes, Total	13	1.5		µg/L	1	7/31/2013 6:52:04 PM	R12327
Surr: 1,2-Dichloroethane-d4	89.8	70-130		%REC	1	7/31/2013 6:52:04 PM	R12327
Surr: 4-Bromofluorobenzene	88.5	70-130		%REC	1	7/31/2013 6:52:04 PM	R12327
Surr: Dibromofluoromethane	83.7	70-130		%REC	1	7/31/2013 6:52:04 PM	R12327
Surr: Toluene-d8	99.9	70-130		%REC	1	7/31/2013 6:52:04 PM	R12327

Refer to the QC Summary report and sample login checklist for flagged QC data and preservation information.

Qualifiers:

*	Value exceeds Maximum Contaminant Level.	B	Analyte detected in the associated Method Blank
E	Value above quantitation range	H	Holding times for preparation or analysis exceeded
J	Analyte detected below quantitation limits	ND	Not Detected at the Reporting Limit
O	RSD is greater than RSDlimit	P	Sample pH greater than 2 for VOA and TOC only.
R	RPD outside accepted recovery limits	RL	Reporting Detection Limit

Hall Environmental Analysis Laboratory, Inc.

CLIENT: Cypress Engineering
Project: TWP Laguna Sta 6
Lab ID: 1307C25-016 **Matrix:** AQUEOUS

Client Sample ID: 6-16
Collection Date: 7/26/2013 8:40:00 AM
Received Date: 7/26/2013 11:00:00 AM

Analyses	Result	RL	Qual	Units	DF	Date Analyzed	Batch
EPA METHOD 8260B: VOLATILES						Analyst: **DJF**	
Benzene	ND	1.0		µg/L	1	7/31/2013 7:56:03 PM	R12327
Toluene	ND	1.0		µg/L	1	7/31/2013 7:56:03 PM	R12327
Ethylbenzene	ND	1.0		µg/L	1	7/31/2013 7:56:03 PM	R12327
Methyl tert-butyl ether (MTBE)	ND	1.0		µg/L	1	7/31/2013 7:56:03 PM	R12327
1,2,4-Trimethylbenzene	ND	1.0		µg/L	1	7/31/2013 7:56:03 PM	R12327
1,3,5-Trimethylbenzene	ND	1.0		µg/L	1	7/31/2013 7:56:03 PM	R12327
1,2-Dichloroethane (EDC)	ND	1.0		µg/L	1	7/31/2013 7:56:03 PM	R12327
1,2-Dibromoethane (EDB)	ND	1.0		µg/L	1	7/31/2013 7:56:03 PM	R12327
Naphthalene	ND	2.0		µg/L	1	7/31/2013 7:56:03 PM	R12327
1-Methylnaphthalene	ND	4.0		µg/L	1	7/31/2013 7:56:03 PM	R12327
2-Methylnaphthalene	ND	4.0		µg/L	1	7/31/2013 7:56:03 PM	R12327
Acetone	ND	10		µg/L	1	7/31/2013 7:56:03 PM	R12327
Bromobenzene	ND	1.0		µg/L	1	7/31/2013 7:56:03 PM	R12327
Bromodichloromethane	ND	1.0		µg/L	1	7/31/2013 7:56:03 PM	R12327
Bromoform	ND	1.0		µg/L	1	7/31/2013 7:56:03 PM	R12327
Bromomethane	ND	3.0		µg/L	1	7/31/2013 7:56:03 PM	R12327
2-Butanone	ND	10		µg/L	1	7/31/2013 7:56:03 PM	R12327
Carbon disulfide	ND	10		µg/L	1	7/31/2013 7:56:03 PM	R12327
Carbon Tetrachloride	ND	1.0		µg/L	1	7/31/2013 7:56:03 PM	R12327
Chlorobenzene	ND	1.0		µg/L	1	7/31/2013 7:56:03 PM	R12327
Chloroethane	ND	2.0		µg/L	1	7/31/2013 7:56:03 PM	R12327
Chloroform	ND	1.0		µg/L	1	7/31/2013 7:56:03 PM	R12327
Chloromethane	ND	3.0		µg/L	1	7/31/2013 7:56:03 PM	R12327
2-Chlorotoluene	ND	1.0		µg/L	1	7/31/2013 7:56:03 PM	R12327
4-Chlorotoluene	ND	1.0		µg/L	1	7/31/2013 7:56:03 PM	R12327
cis-1,2-DCE	ND	1.0		µg/L	1	7/31/2013 7:56:03 PM	R12327
cis-1,3-Dichloropropene	ND	1.0		µg/L	1	7/31/2013 7:56:03 PM	R12327
1,2-Dibromo-3-chloropropane	ND	2.0		µg/L	1	7/31/2013 7:56:03 PM	R12327
Dibromochloromethane	ND	1.0		µg/L	1	7/31/2013 7:56:03 PM	R12327
Dibromomethane	ND	1.0		µg/L	1	7/31/2013 7:56:03 PM	R12327
1,2-Dichlorobenzene	ND	1.0		µg/L	1	7/31/2013 7:56:03 PM	R12327
1,3-Dichlorobenzene	ND	1.0		µg/L	1	7/31/2013 7:56:03 PM	R12327
1,4-Dichlorobenzene	ND	1.0		µg/L	1	7/31/2013 7:56:03 PM	R12327
Dichlorodifluoromethane	ND	1.0		µg/L	1	7/31/2013 7:56:03 PM	R12327
1,1-Dichloroethane	7.0	1.0		µg/L	1	7/31/2013 7:56:03 PM	R12327
1,1-Dichloroethene	1.3	1.0		µg/L	1	7/31/2013 7:56:03 PM	R12327
1,2-Dichloropropane	ND	1.0		µg/L	1	7/31/2013 7:56:03 PM	R12327
1,3-Dichloropropane	ND	1.0		µg/L	1	7/31/2013 7:56:03 PM	R12327
2,2-Dichloropropane	ND	2.0		µg/L	1	7/31/2013 7:56:03 PM	R12327
1,1-Dichloropropene	ND	1.0		µg/L	1	7/31/2013 7:56:03 PM	R12327

Refer to the QC Summary report and sample login checklist for flagged QC data and preservation information.

Qualifiers:

*	Value exceeds Maximum Contaminant Level.	B	Analyte detected in the associated Method Blank
E	Value above quantitation range	H	Holding times for preparation or analysis exceeded
J	Analyte detected below quantitation limits	ND	Not Detected at the Reporting Limit
O	RSD is greater than RSDlimit	P	Sample pH greater than 2 for VOA and TOC only.
R	RPD outside accepted recovery limits	RL	Reporting Detection Limit

Hall Environmental Analysis Laboratory, Inc.

CLIENT: Cypress Engineering
Project: TWP Laguna Sta 6
Lab ID: 1307C25-016
Matrix: AQUEOUS
Client Sample ID: 6-16
Collection Date: 7/26/2013 8:40:00 AM
Received Date: 7/26/2013 11:00:00 AM

Analyses	Result	RL	Qual	Units	DF	Date Analyzed	Batch
EPA METHOD 8260B: VOLATILES						Analyst:	**DJF**
Hexachlorobutadiene	ND	1.0		µg/L	1	7/31/2013 7:56:03 PM	R12327
2-Hexanone	ND	10		µg/L	1	7/31/2013 7:56:03 PM	R12327
Isopropylbenzene	ND	1.0		µg/L	1	7/31/2013 7:56:03 PM	R12327
4-Isopropyltoluene	ND	1.0		µg/L	1	7/31/2013 7:56:03 PM	R12327
4-Methyl-2-pentanone	ND	10		µg/L	1	7/31/2013 7:56:03 PM	R12327
Methylene Chloride	ND	3.0		µg/L	1	7/31/2013 7:56:03 PM	R12327
n-Butylbenzene	ND	3.0		µg/L	1	7/31/2013 7:56:03 PM	R12327
n-Propylbenzene	ND	1.0		µg/L	1	7/31/2013 7:56:03 PM	R12327
sec-Butylbenzene	ND	1.0		µg/L	1	7/31/2013 7:56:03 PM	R12327
Styrene	ND	1.0		µg/L	1	7/31/2013 7:56:03 PM	R12327
tert-Butylbenzene	ND	1.0		µg/L	1	7/31/2013 7:56:03 PM	R12327
1,1,1,2-Tetrachloroethane	ND	1.0		µg/L	1	7/31/2013 7:56:03 PM	R12327
1,1,2,2-Tetrachloroethane	ND	2.0		µg/L	1	7/31/2013 7:56:03 PM	R12327
Tetrachloroethene (PCE)	ND	1.0		µg/L	1	7/31/2013 7:56:03 PM	R12327
trans-1,2-DCE	ND	1.0		µg/L	1	7/31/2013 7:56:03 PM	R12327
trans-1,3-Dichloropropene	ND	1.0		µg/L	1	7/31/2013 7:56:03 PM	R12327
1,2,3-Trichlorobenzene	ND	1.0		µg/L	1	7/31/2013 7:56:03 PM	R12327
1,2,4-Trichlorobenzene	ND	1.0		µg/L	1	7/31/2013 7:56:03 PM	R12327
1,1,1-Trichloroethane	ND	1.0		µg/L	1	7/31/2013 7:56:03 PM	R12327
1,1,2-Trichloroethane	ND	1.0		µg/L	1	7/31/2013 7:56:03 PM	R12327
Trichloroethene (TCE)	ND	1.0		µg/L	1	7/31/2013 7:56:03 PM	R12327
Trichlorofluoromethane	ND	1.0		µg/L	1	7/31/2013 7:56:03 PM	R12327
1,2,3-Trichloropropane	ND	2.0		µg/L	1	7/31/2013 7:56:03 PM	R12327
Vinyl chloride	ND	1.0		µg/L	1	7/31/2013 7:56:03 PM	R12327
Xylenes, Total	ND	1.5		µg/L	1	7/31/2013 7:56:03 PM	R12327
Surr: 1,2-Dichloroethane-d4	91.8	70-130		%REC	1	7/31/2013 7:56:03 PM	R12327
Surr: 4-Bromofluorobenzene	85.7	70-130		%REC	1	7/31/2013 7:56:03 PM	R12327
Surr: Dibromofluoromethane	84.5	70-130		%REC	1	7/31/2013 7:56:03 PM	R12327
Surr: Toluene-d8	100	70-130		%REC	1	7/31/2013 7:56:03 PM	R12327

Refer to the QC Summary report and sample login checklist for flagged QC data and preservation information.

Qualifiers:

*	Value exceeds Maximum Contaminant Level.	B	Analyte detected in the associated Method Blank
E	Value above quantitation range	H	Holding times for preparation or analysis exceeded
J	Analyte detected below quantitation limits	ND	Not Detected at the Reporting Limit
O	RSD is greater than RSDlimit	P	Sample pH greater than 2 for VOA and TOC only.
R	RPD outside accepted recovery limits	RL	Reporting Detection Limit

Hall Environmental Analysis Laboratory, Inc.

CLIENT: Cypress Engineering
Project: TWP Laguna Sta 6
Lab ID: 1307C25-017
Matrix: AQUEOUS
Client Sample ID: 6-28
Collection Date: 7/26/2013 8:50:00 AM
Received Date: 7/26/2013 11:00:00 AM

Analyses	Result	RL	Qual	Units	DF	Date Analyzed	Batch
EPA METHOD 8260B: VOLATILES						Analyst:	**DJF**
Benzene	ND	1.0		µg/L	1	7/31/2013 8:27:57 PM	R12327
Toluene	ND	1.0		µg/L	1	7/31/2013 8:27:57 PM	R12327
Ethylbenzene	ND	1.0		µg/L	1	7/31/2013 8:27:57 PM	R12327
Methyl tert-butyl ether (MTBE)	ND	1.0		µg/L	1	7/31/2013 8:27:57 PM	R12327
1,2,4-Trimethylbenzene	ND	1.0		µg/L	1	7/31/2013 8:27:57 PM	R12327
1,3,5-Trimethylbenzene	ND	1.0		µg/L	1	7/31/2013 8:27:57 PM	R12327
1,2-Dichloroethane (EDC)	ND	1.0		µg/L	1	7/31/2013 8:27:57 PM	R12327
1,2-Dibromoethane (EDB)	ND	1.0		µg/L	1	7/31/2013 8:27:57 PM	R12327
Naphthalene	ND	2.0		µg/L	1	7/31/2013 8:27:57 PM	R12327
1-Methylnaphthalene	ND	4.0		µg/L	1	7/31/2013 8:27:57 PM	R12327
2-Methylnaphthalene	ND	4.0		µg/L	1	7/31/2013 8:27:57 PM	R12327
Acetone	ND	10		µg/L	1	7/31/2013 8:27:57 PM	R12327
Bromobenzene	ND	1.0		µg/L	1	7/31/2013 8:27:57 PM	R12327
Bromodichloromethane	ND	1.0		µg/L	1	7/31/2013 8:27:57 PM	R12327
Bromoform	ND	1.0		µg/L	1	7/31/2013 8:27:57 PM	R12327
Bromomethane	ND	3.0		µg/L	1	7/31/2013 8:27:57 PM	R12327
2-Butanone	ND	10		µg/L	1	7/31/2013 8:27:57 PM	R12327
Carbon disulfide	ND	10		µg/L	1	7/31/2013 8:27:57 PM	R12327
Carbon Tetrachloride	ND	1.0		µg/L	1	7/31/2013 8:27:57 PM	R12327
Chlorobenzene	ND	1.0		µg/L	1	7/31/2013 8:27:57 PM	R12327
Chloroethane	ND	2.0		µg/L	1	7/31/2013 8:27:57 PM	R12327
Chloroform	ND	1.0		µg/L	1	7/31/2013 8:27:57 PM	R12327
Chloromethane	ND	3.0		µg/L	1	7/31/2013 8:27:57 PM	R12327
2-Chlorotoluene	ND	1.0		µg/L	1	7/31/2013 8:27:57 PM	R12327
4-Chlorotoluene	ND	1.0		µg/L	1	7/31/2013 8:27:57 PM	R12327
cis-1,2-DCE	ND	1.0		µg/L	1	7/31/2013 8:27:57 PM	R12327
cis-1,3-Dichloropropene	ND	1.0		µg/L	1	7/31/2013 8:27:57 PM	R12327
1,2-Dibromo-3-chloropropane	ND	2.0		µg/L	1	7/31/2013 8:27:57 PM	R12327
Dibromochloromethane	ND	1.0		µg/L	1	7/31/2013 8:27:57 PM	R12327
Dibromomethane	ND	1.0		µg/L	1	7/31/2013 8:27:57 PM	R12327
1,2-Dichlorobenzene	ND	1.0		µg/L	1	7/31/2013 8:27:57 PM	R12327
1,3-Dichlorobenzene	ND	1.0		µg/L	1	7/31/2013 8:27:57 PM	R12327
1,4-Dichlorobenzene	ND	1.0		µg/L	1	7/31/2013 8:27:57 PM	R12327
Dichlorodifluoromethane	ND	1.0		µg/L	1	7/31/2013 8:27:57 PM	R12327
1,1-Dichloroethane	ND	1.0		µg/L	1	7/31/2013 8:27:57 PM	R12327
1,1-Dichloroethene	ND	1.0		µg/L	1	7/31/2013 8:27:57 PM	R12327
1,2-Dichloropropane	ND	1.0		µg/L	1	7/31/2013 8:27:57 PM	R12327
1,3-Dichloropropane	ND	1.0		µg/L	1	7/31/2013 8:27:57 PM	R12327
2,2-Dichloropropane	ND	2.0		µg/L	1	7/31/2013 8:27:57 PM	R12327
1,1-Dichloropropene	ND	1.0		µg/L	1	7/31/2013 8:27:57 PM	R12327

Refer to the QC Summary report and sample login checklist for flagged QC data and preservation information.

Qualifiers:

*	Value exceeds Maximum Contaminant Level.	B	Analyte detected in the associated Method Blank
E	Value above quantitation range	H	Holding times for preparation or analysis exceeded
J	Analyte detected below quantitation limits	ND	Not Detected at the Reporting Limit
O	RSD is greater than RSDlimit	P	Sample pH greater than 2 for VOA and TOC only.
R	RPD outside accepted recovery limits	RL	Reporting Detection Limit

Analytical Report
Lab Order **1307C25**
Date Reported: **8/8/2013**

Hall Environmental Analysis Laboratory, Inc.

CLIENT: Cypress Engineering
Project: TWP Laguna Sta 6
Lab ID: 1307C25-017 **Matrix:** AQUEOUS

Client Sample ID: 6-28
Collection Date: 7/26/2013 8:50:00 AM
Received Date: 7/26/2013 11:00:00 AM

Analyses	Result	RL	Qual	Units	DF	Date Analyzed	Batch
EPA METHOD 8260B: VOLATILES						Analyst:	**DJF**
Hexachlorobutadiene	ND	1.0		µg/L	1	7/31/2013 8:27:57 PM	R12327
2-Hexanone	ND	10		µg/L	1	7/31/2013 8:27:57 PM	R12327
Isopropylbenzene	ND	1.0		µg/L	1	7/31/2013 8:27:57 PM	R12327
4-Isopropyltoluene	ND	1.0		µg/L	1	7/31/2013 8:27:57 PM	R12327
4-Methyl-2-pentanone	ND	10		µg/L	1	7/31/2013 8:27:57 PM	R12327
Methylene Chloride	ND	3.0		µg/L	1	7/31/2013 8:27:57 PM	R12327
n-Butylbenzene	ND	3.0		µg/L	1	7/31/2013 8:27:57 PM	R12327
n-Propylbenzene	ND	1.0		µg/L	1	7/31/2013 8:27:57 PM	R12327
sec-Butylbenzene	ND	1.0		µg/L	1	7/31/2013 8:27:57 PM	R12327
Styrene	ND	1.0		µg/L	1	7/31/2013 8:27:57 PM	R12327
tert-Butylbenzene	ND	1.0		µg/L	1	7/31/2013 8:27:57 PM	R12327
1,1,1,2-Tetrachloroethane	ND	1.0		µg/L	1	7/31/2013 8:27:57 PM	R12327
1,1,2,2-Tetrachloroethane	ND	2.0		µg/L	1	7/31/2013 8:27:57 PM	R12327
Tetrachloroethene (PCE)	ND	1.0		µg/L	1	7/31/2013 8:27:57 PM	R12327
trans-1,2-DCE	ND	1.0		µg/L	1	7/31/2013 8:27:57 PM	R12327
trans-1,3-Dichloropropene	ND	1.0		µg/L	1	7/31/2013 8:27:57 PM	R12327
1,2,3-Trichlorobenzene	ND	1.0		µg/L	1	7/31/2013 8:27:57 PM	R12327
1,2,4-Trichlorobenzene	ND	1.0		µg/L	1	7/31/2013 8:27:57 PM	R12327
1,1,1-Trichloroethane	ND	1.0		µg/L	1	7/31/2013 8:27:57 PM	R12327
1,1,2-Trichloroethane	ND	1.0		µg/L	1	7/31/2013 8:27:57 PM	R12327
Trichloroethene (TCE)	ND	1.0		µg/L	1	7/31/2013 8:27:57 PM	R12327
Trichlorofluoromethane	ND	1.0		µg/L	1	7/31/2013 8:27:57 PM	R12327
1,2,3-Trichloropropane	ND	2.0		µg/L	1	7/31/2013 8:27:57 PM	R12327
Vinyl chloride	ND	1.0		µg/L	1	7/31/2013 8:27:57 PM	R12327
Xylenes, Total	ND	1.5		µg/L	1	7/31/2013 8:27:57 PM	R12327
Surr: 1,2-Dichloroethane-d4	90.4	70-130		%REC	1	7/31/2013 8:27:57 PM	R12327
Surr: 4-Bromofluorobenzene	80.1	70-130		%REC	1	7/31/2013 8:27:57 PM	R12327
Surr: Dibromofluoromethane	84.2	70-130		%REC	1	7/31/2013 8:27:57 PM	R12327
Surr: Toluene-d8	97.6	70-130		%REC	1	7/31/2013 8:27:57 PM	R12327

Refer to the QC Summary report and sample login checklist for flagged QC data and preservation information.

Qualifiers:

*	Value exceeds Maximum Contaminant Level.	B	Analyte detected in the associated Method Blank
E	Value above quantitation range	H	Holding times for preparation or analysis exceeded
J	Analyte detected below quantitation limits	ND	Not Detected at the Reporting Limit
O	RSD is greater than RSDlimit	P	Sample pH greater than 2 for VOA and TOC only.
R	RPD outside accepted recovery limits	RL	Reporting Detection Limit

Hall Environmental Analysis Laboratory, Inc.

CLIENT: Cypress Engineering
Project: TWP Laguna Sta 6
Lab ID: 1307C25-018 **Matrix:** AQUEOUS

Client Sample ID: 6-33
Collection Date: 7/26/2013 8:55:00 AM
Received Date: 7/26/2013 11:00:00 AM

Analyses	Result	RL	Qual	Units	DF	Date Analyzed	Batch
EPA METHOD 8260B: VOLATILES						Analyst:	**DJF**
Benzene	ND	1.0		µg/L	1	7/31/2013 8:59:50 PM	R12327
Toluene	ND	1.0		µg/L	1	7/31/2013 8:59:50 PM	R12327
Ethylbenzene	ND	1.0		µg/L	1	7/31/2013 8:59:50 PM	R12327
Methyl tert-butyl ether (MTBE)	ND	1.0		µg/L	1	7/31/2013 8:59:50 PM	R12327
1,2,4-Trimethylbenzene	ND	1.0		µg/L	1	7/31/2013 8:59:50 PM	R12327
1,3,5-Trimethylbenzene	ND	1.0		µg/L	1	7/31/2013 8:59:50 PM	R12327
1,2-Dichloroethane (EDC)	ND	1.0		µg/L	1	7/31/2013 8:59:50 PM	R12327
1,2-Dibromoethane (EDB)	ND	1.0		µg/L	1	7/31/2013 8:59:50 PM	R12327
Naphthalene	ND	2.0		µg/L	1	7/31/2013 8:59:50 PM	R12327
1-Methylnaphthalene	ND	4.0		µg/L	1	7/31/2013 8:59:50 PM	R12327
2-Methylnaphthalene	ND	4.0		µg/L	1	7/31/2013 8:59:50 PM	R12327
Acetone	ND	10		µg/L	1	7/31/2013 8:59:50 PM	R12327
Bromobenzene	ND	1.0		µg/L	1	7/31/2013 8:59:50 PM	R12327
Bromodichloromethane	ND	1.0		µg/L	1	7/31/2013 8:59:50 PM	R12327
Bromoform	ND	1.0		µg/L	1	7/31/2013 8:59:50 PM	R12327
Bromomethane	ND	3.0		µg/L	1	7/31/2013 8:59:50 PM	R12327
2-Butanone	ND	10		µg/L	1	7/31/2013 8:59:50 PM	R12327
Carbon disulfide	ND	10		µg/L	1	7/31/2013 8:59:50 PM	R12327
Carbon Tetrachloride	ND	1.0		µg/L	1	7/31/2013 8:59:50 PM	R12327
Chlorobenzene	ND	1.0		µg/L	1	7/31/2013 8:59:50 PM	R12327
Chloroethane	ND	2.0		µg/L	1	7/31/2013 8:59:50 PM	R12327
Chloroform	ND	1.0		µg/L	1	7/31/2013 8:59:50 PM	R12327
Chloromethane	ND	3.0		µg/L	1	7/31/2013 8:59:50 PM	R12327
2-Chlorotoluene	ND	1.0		µg/L	1	7/31/2013 8:59:50 PM	R12327
4-Chlorotoluene	ND	1.0		µg/L	1	7/31/2013 8:59:50 PM	R12327
cis-1,2-DCE	ND	1.0		µg/L	1	7/31/2013 8:59:50 PM	R12327
cis-1,3-Dichloropropene	ND	1.0		µg/L	1	7/31/2013 8:59:50 PM	R12327
1,2-Dibromo-3-chloropropane	ND	2.0		µg/L	1	7/31/2013 8:59:50 PM	R12327
Dibromochloromethane	ND	1.0		µg/L	1	7/31/2013 8:59:50 PM	R12327
Dibromomethane	ND	1.0		µg/L	1	7/31/2013 8:59:50 PM	R12327
1,2-Dichlorobenzene	ND	1.0		µg/L	1	7/31/2013 8:59:50 PM	R12327
1,3-Dichlorobenzene	ND	1.0		µg/L	1	7/31/2013 8:59:50 PM	R12327
1,4-Dichlorobenzene	ND	1.0		µg/L	1	7/31/2013 8:59:50 PM	R12327
Dichlorodifluoromethane	ND	1.0		µg/L	1	7/31/2013 8:59:50 PM	R12327
1,1-Dichloroethane	ND	1.0		µg/L	1	7/31/2013 8:59:50 PM	R12327
1,1-Dichloroethene	ND	1.0		µg/L	1	7/31/2013 8:59:50 PM	R12327
1,2-Dichloropropane	ND	1.0		µg/L	1	7/31/2013 8:59:50 PM	R12327
1,3-Dichloropropane	ND	1.0		µg/L	1	7/31/2013 8:59:50 PM	R12327
2,2-Dichloropropane	ND	2.0		µg/L	1	7/31/2013 8:59:50 PM	R12327
1,1-Dichloropropene	ND	1.0		µg/L	1	7/31/2013 8:59:50 PM	R12327

Refer to the QC Summary report and sample login checklist for flagged QC data and preservation information.

Qualifiers:

*	Value exceeds Maximum Contaminant Level.	B	Analyte detected in the associated Method Blank
E	Value above quantitation range	H	Holding times for preparation or analysis exceeded
J	Analyte detected below quantitation limits	ND	Not Detected at the Reporting Limit
O	RSD is greater than RSDlimit	P	Sample pH greater than 2 for VOA and TOC only.
R	RPD outside accepted recovery limits	RL	Reporting Detection Limit

Hall Environmental Analysis Laboratory, Inc.

CLIENT: Cypress Engineering
Project: TWP Laguna Sta 6
Lab ID: 1307C25-018
Matrix: AQUEOUS
Client Sample ID: 6-33
Collection Date: 7/26/2013 8:55:00 AM
Received Date: 7/26/2013 11:00:00 AM

Analyses	Result	RL	Qual	Units	DF	Date Analyzed	Batch
EPA METHOD 8260B: VOLATILES						Analyst:	**DJF**
Hexachlorobutadiene	ND	1.0		µg/L	1	7/31/2013 8:59:50 PM	R12327
2-Hexanone	ND	10		µg/L	1	7/31/2013 8:59:50 PM	R12327
Isopropylbenzene	ND	1.0		µg/L	1	7/31/2013 8:59:50 PM	R12327
4-Isopropyltoluene	ND	1.0		µg/L	1	7/31/2013 8:59:50 PM	R12327
4-Methyl-2-pentanone	ND	10		µg/L	1	7/31/2013 8:59:50 PM	R12327
Methylene Chloride	ND	3.0		µg/L	1	7/31/2013 8:59:50 PM	R12327
n-Butylbenzene	ND	3.0		µg/L	1	7/31/2013 8:59:50 PM	R12327
n-Propylbenzene	ND	1.0		µg/L	1	7/31/2013 8:59:50 PM	R12327
sec-Butylbenzene	ND	1.0		µg/L	1	7/31/2013 8:59:50 PM	R12327
Styrene	ND	1.0		µg/L	1	7/31/2013 8:59:50 PM	R12327
tert-Butylbenzene	ND	1.0		µg/L	1	7/31/2013 8:59:50 PM	R12327
1,1,1,2-Tetrachloroethane	ND	1.0		µg/L	1	7/31/2013 8:59:50 PM	R12327
1,1,2,2-Tetrachloroethane	ND	2.0		µg/L	1	7/31/2013 8:59:50 PM	R12327
Tetrachloroethene (PCE)	ND	1.0		µg/L	1	7/31/2013 8:59:50 PM	R12327
trans-1,2-DCE	ND	1.0		µg/L	1	7/31/2013 8:59:50 PM	R12327
trans-1,3-Dichloropropene	ND	1.0		µg/L	1	7/31/2013 8:59:50 PM	R12327
1,2,3-Trichlorobenzene	ND	1.0		µg/L	1	7/31/2013 8:59:50 PM	R12327
1,2,4-Trichlorobenzene	ND	1.0		µg/L	1	7/31/2013 8:59:50 PM	R12327
1,1,1-Trichloroethane	ND	1.0		µg/L	1	7/31/2013 8:59:50 PM	R12327
1,1,2-Trichloroethane	ND	1.0		µg/L	1	7/31/2013 8:59:50 PM	R12327
Trichloroethene (TCE)	ND	1.0		µg/L	1	7/31/2013 8:59:50 PM	R12327
Trichlorofluoromethane	ND	1.0		µg/L	1	7/31/2013 8:59:50 PM	R12327
1,2,3-Trichloropropane	ND	2.0		µg/L	1	7/31/2013 8:59:50 PM	R12327
Vinyl chloride	ND	1.0		µg/L	1	7/31/2013 8:59:50 PM	R12327
Xylenes, Total	ND	1.5		µg/L	1	7/31/2013 8:59:50 PM	R12327
Surr: 1,2-Dichloroethane-d4	92.0	70-130		%REC	1	7/31/2013 8:59:50 PM	R12327
Surr: 4-Bromofluorobenzene	82.9	70-130		%REC	1	7/31/2013 8:59:50 PM	R12327
Surr: Dibromofluoromethane	83.9	70-130		%REC	1	7/31/2013 8:59:50 PM	R12327
Surr: Toluene-d8	99.0	70-130		%REC	1	7/31/2013 8:59:50 PM	R12327

Refer to the QC Summary report and sample login checklist for flagged QC data and preservation information.

Qualifiers:

*	Value exceeds Maximum Contaminant Level.	B	Analyte detected in the associated Method Blank
E	Value above quantitation range	H	Holding times for preparation or analysis exceeded
J	Analyte detected below quantitation limits	ND	Not Detected at the Reporting Limit
O	RSD is greater than RSDlimit	P	Sample pH greater than 2 for VOA and TOC only.
R	RPD outside accepted recovery limits	RL	Reporting Detection Limit

Analytical Report
Lab Order **1307C25**
Date Reported: **8/8/2013**

Hall Environmental Analysis Laboratory, Inc.

CLIENT: Cypress Engineering
Project: TWP Laguna Sta 6
Lab ID: 1307C25-019 **Matrix:** AQUEOUS

Client Sample ID: 6-52
Collection Date: 7/26/2013 9:05:00 AM
Received Date: 7/26/2013 11:00:00 AM

Analyses	Result	RL	Qual	Units	DF	Date Analyzed	Batch
EPA METHOD 8260B: VOLATILES						Analyst: **DJF**	
Benzene	ND	1.0		µg/L	1	7/31/2013 9:31:38 PM	R12327
Toluene	ND	1.0		µg/L	1	7/31/2013 9:31:38 PM	R12327
Ethylbenzene	ND	1.0		µg/L	1	7/31/2013 9:31:38 PM	R12327
Methyl tert-butyl ether (MTBE)	ND	1.0		µg/L	1	7/31/2013 9:31:38 PM	R12327
1,2,4-Trimethylbenzene	ND	1.0		µg/L	1	7/31/2013 9:31:38 PM	R12327
1,3,5-Trimethylbenzene	ND	1.0		µg/L	1	7/31/2013 9:31:38 PM	R12327
1,2-Dichloroethane (EDC)	ND	1.0		µg/L	1	7/31/2013 9:31:38 PM	R12327
1,2-Dibromoethane (EDB)	ND	1.0		µg/L	1	7/31/2013 9:31:38 PM	R12327
Naphthalene	ND	2.0		µg/L	1	7/31/2013 9:31:38 PM	R12327
1-Methylnaphthalene	ND	4.0		µg/L	1	7/31/2013 9:31:38 PM	R12327
2-Methylnaphthalene	ND	4.0		µg/L	1	7/31/2013 9:31:38 PM	R12327
Acetone	ND	10		µg/L	1	7/31/2013 9:31:38 PM	R12327
Bromobenzene	ND	1.0		µg/L	1	7/31/2013 9:31:38 PM	R12327
Bromodichloromethane	ND	1.0		µg/L	1	7/31/2013 9:31:38 PM	R12327
Bromoform	ND	1.0		µg/L	1	7/31/2013 9:31:38 PM	R12327
Bromomethane	ND	3.0		µg/L	1	7/31/2013 9:31:38 PM	R12327
2-Butanone	ND	10		µg/L	1	7/31/2013 9:31:38 PM	R12327
Carbon disulfide	ND	10		µg/L	1	7/31/2013 9:31:38 PM	R12327
Carbon Tetrachloride	ND	1.0		µg/L	1	7/31/2013 9:31:38 PM	R12327
Chlorobenzene	ND	1.0		µg/L	1	7/31/2013 9:31:38 PM	R12327
Chloroethane	ND	2.0		µg/L	1	7/31/2013 9:31:38 PM	R12327
Chloroform	ND	1.0		µg/L	1	7/31/2013 9:31:38 PM	R12327
Chloromethane	ND	3.0		µg/L	1	7/31/2013 9:31:38 PM	R12327
2-Chlorotoluene	ND	1.0		µg/L	1	7/31/2013 9:31:38 PM	R12327
4-Chlorotoluene	ND	1.0		µg/L	1	7/31/2013 9:31:38 PM	R12327
cis-1,2-DCE	ND	1.0		µg/L	1	7/31/2013 9:31:38 PM	R12327
cis-1,3-Dichloropropene	ND	1.0		µg/L	1	7/31/2013 9:31:38 PM	R12327
1,2-Dibromo-3-chloropropane	ND	2.0		µg/L	1	7/31/2013 9:31:38 PM	R12327
Dibromochloromethane	ND	1.0		µg/L	1	7/31/2013 9:31:38 PM	R12327
Dibromomethane	ND	1.0		µg/L	1	7/31/2013 9:31:38 PM	R12327
1,2-Dichlorobenzene	ND	1.0		µg/L	1	7/31/2013 9:31:38 PM	R12327
1,3-Dichlorobenzene	ND	1.0		µg/L	1	7/31/2013 9:31:38 PM	R12327
1,4-Dichlorobenzene	ND	1.0		µg/L	1	7/31/2013 9:31:38 PM	R12327
Dichlorodifluoromethane	ND	1.0		µg/L	1	7/31/2013 9:31:38 PM	R12327
1,1-Dichloroethane	15	1.0		µg/L	1	7/31/2013 9:31:38 PM	R12327
1,1-Dichloroethene	38	1.0		µg/L	1	7/31/2013 9:31:38 PM	R12327
1,2-Dichloropropane	ND	1.0		µg/L	1	7/31/2013 9:31:38 PM	R12327
1,3-Dichloropropane	ND	1.0		µg/L	1	7/31/2013 9:31:38 PM	R12327
2,2-Dichloropropane	ND	2.0		µg/L	1	7/31/2013 9:31:38 PM	R12327
1,1-Dichloropropene	ND	1.0		µg/L	1	7/31/2013 9:31:38 PM	R12327

Refer to the QC Summary report and sample login checklist for flagged QC data and preservation information.

Qualifiers:

*	Value exceeds Maximum Contaminant Level.	B	Analyte detected in the associated Method Blank
E	Value above quantitation range	H	Holding times for preparation or analysis exceeded
J	Analyte detected below quantitation limits	ND	Not Detected at the Reporting Limit
O	RSD is greater than RSDlimit	P	Sample pH greater than 2 for VOA and TOC only.
R	RPD outside accepted recovery limits	RL	Reporting Detection Limit

Hall Environmental Analysis Laboratory, Inc.

CLIENT: Cypress Engineering
Project: TWP Laguna Sta 6
Lab ID: 1307C25-019 **Matrix:** AQUEOUS

Client Sample ID: 6-52
Collection Date: 7/26/2013 9:05:00 AM
Received Date: 7/26/2013 11:00:00 AM

Analyses	Result	RL	Qual	Units	DF	Date Analyzed	Batch
EPA METHOD 8260B: VOLATILES						Analyst:	**DJF**
Hexachlorobutadiene	ND	1.0		µg/L	1	7/31/2013 9:31:38 PM	R12327
2-Hexanone	ND	10		µg/L	1	7/31/2013 9:31:38 PM	R12327
Isopropylbenzene	ND	1.0		µg/L	1	7/31/2013 9:31:38 PM	R12327
4-Isopropyltoluene	ND	1.0		µg/L	1	7/31/2013 9:31:38 PM	R12327
4-Methyl-2-pentanone	ND	10		µg/L	1	7/31/2013 9:31:38 PM	R12327
Methylene Chloride	ND	3.0		µg/L	1	7/31/2013 9:31:38 PM	R12327
n-Butylbenzene	ND	3.0		µg/L	1	7/31/2013 9:31:38 PM	R12327
n-Propylbenzene	ND	1.0		µg/L	1	7/31/2013 9:31:38 PM	R12327
sec-Butylbenzene	ND	1.0		µg/L	1	7/31/2013 9:31:38 PM	R12327
Styrene	ND	1.0		µg/L	1	7/31/2013 9:31:38 PM	R12327
tert-Butylbenzene	ND	1.0		µg/L	1	7/31/2013 9:31:38 PM	R12327
1,1,1,2-Tetrachloroethane	ND	1.0		µg/L	1	7/31/2013 9:31:38 PM	R12327
1,1,2,2-Tetrachloroethane	ND	2.0		µg/L	1	7/31/2013 9:31:38 PM	R12327
Tetrachloroethene (PCE)	2.1	1.0		µg/L	1	7/31/2013 9:31:38 PM	R12327
trans-1,2-DCE	ND	1.0		µg/L	1	7/31/2013 9:31:38 PM	R12327
trans-1,3-Dichloropropene	ND	1.0		µg/L	1	7/31/2013 9:31:38 PM	R12327
1,2,3-Trichlorobenzene	ND	1.0		µg/L	1	7/31/2013 9:31:38 PM	R12327
1,2,4-Trichlorobenzene	ND	1.0		µg/L	1	7/31/2013 9:31:38 PM	R12327
1,1,1-Trichloroethane	4.6	1.0		µg/L	1	7/31/2013 9:31:38 PM	R12327
1,1,2-Trichloroethane	ND	1.0		µg/L	1	7/31/2013 9:31:38 PM	R12327
Trichloroethene (TCE)	ND	1.0		µg/L	1	7/31/2013 9:31:38 PM	R12327
Trichlorofluoromethane	ND	1.0		µg/L	1	7/31/2013 9:31:38 PM	R12327
1,2,3-Trichloropropane	ND	2.0		µg/L	1	7/31/2013 9:31:38 PM	R12327
Vinyl chloride	ND	1.0		µg/L	1	7/31/2013 9:31:38 PM	R12327
Xylenes, Total	ND	1.5		µg/L	1	7/31/2013 9:31:38 PM	R12327
Surr: 1,2-Dichloroethane-d4	90.8	70-130		%REC	1	7/31/2013 9:31:38 PM	R12327
Surr: 4-Bromofluorobenzene	85.5	70-130		%REC	1	7/31/2013 9:31:38 PM	R12327
Surr: Dibromofluoromethane	82.4	70-130		%REC	1	7/31/2013 9:31:38 PM	R12327
Surr: Toluene-d8	100	70-130		%REC	1	7/31/2013 9:31:38 PM	R12327

Refer to the QC Summary report and sample login checklist for flagged QC data and preservation information.

Qualifiers:

*	Value exceeds Maximum Contaminant Level.	B	Analyte detected in the associated Method Blank
E	Value above quantitation range	H	Holding times for preparation or analysis exceeded
J	Analyte detected below quantitation limits	ND	Not Detected at the Reporting Limit
O	RSD is greater than RSDlimit	P	Sample pH greater than 2 for VOA and TOC only.
R	RPD outside accepted recovery limits	RL	Reporting Detection Limit

Hall Environmental Analysis Laboratory, Inc.

CLIENT: Cypress Engineering
Project: TWP Laguna Sta 6
Lab ID: 1307C25-020 **Matrix:** AQUEOUS

Client Sample ID: 6-51
Collection Date: 7/26/2013 9:15:00 AM
Received Date: 7/26/2013 11:00:00 AM

Analyses	Result	RL	Qual	Units	DF	Date Analyzed	Batch
EPA METHOD 8260B: VOLATILES						Analyst: **DJF**	
Benzene	ND	1.0		µg/L	1	7/31/2013 10:03:27 PM	R12327
Toluene	ND	1.0		µg/L	1	7/31/2013 10:03:27 PM	R12327
Ethylbenzene	ND	1.0		µg/L	1	7/31/2013 10:03:27 PM	R12327
Methyl tert-butyl ether (MTBE)	ND	1.0		µg/L	1	7/31/2013 10:03:27 PM	R12327
1,2,4-Trimethylbenzene	ND	1.0		µg/L	1	7/31/2013 10:03:27 PM	R12327
1,3,5-Trimethylbenzene	ND	1.0		µg/L	1	7/31/2013 10:03:27 PM	R12327
1,2-Dichloroethane (EDC)	ND	1.0		µg/L	1	7/31/2013 10:03:27 PM	R12327
1,2-Dibromoethane (EDB)	ND	1.0		µg/L	1	7/31/2013 10:03:27 PM	R12327
Naphthalene	ND	2.0		µg/L	1	7/31/2013 10:03:27 PM	R12327
1-Methylnaphthalene	ND	4.0		µg/L	1	7/31/2013 10:03:27 PM	R12327
2-Methylnaphthalene	ND	4.0		µg/L	1	7/31/2013 10:03:27 PM	R12327
Acetone	ND	10		µg/L	1	7/31/2013 10:03:27 PM	R12327
Bromobenzene	ND	1.0		µg/L	1	7/31/2013 10:03:27 PM	R12327
Bromodichloromethane	ND	1.0		µg/L	1	7/31/2013 10:03:27 PM	R12327
Bromoform	ND	1.0		µg/L	1	7/31/2013 10:03:27 PM	R12327
Bromomethane	ND	3.0		µg/L	1	7/31/2013 10:03:27 PM	R12327
2-Butanone	ND	10		µg/L	1	7/31/2013 10:03:27 PM	R12327
Carbon disulfide	ND	10		µg/L	1	7/31/2013 10:03:27 PM	R12327
Carbon Tetrachloride	ND	1.0		µg/L	1	7/31/2013 10:03:27 PM	R12327
Chlorobenzene	ND	1.0		µg/L	1	7/31/2013 10:03:27 PM	R12327
Chloroethane	ND	2.0		µg/L	1	7/31/2013 10:03:27 PM	R12327
Chloroform	ND	1.0		µg/L	1	7/31/2013 10:03:27 PM	R12327
Chloromethane	ND	3.0		µg/L	1	7/31/2013 10:03:27 PM	R12327
2-Chlorotoluene	ND	1.0		µg/L	1	7/31/2013 10:03:27 PM	R12327
4-Chlorotoluene	ND	1.0		µg/L	1	7/31/2013 10:03:27 PM	R12327
cis-1,2-DCE	ND	1.0		µg/L	1	7/31/2013 10:03:27 PM	R12327
cis-1,3-Dichloropropene	ND	1.0		µg/L	1	7/31/2013 10:03:27 PM	R12327
1,2-Dibromo-3-chloropropane	ND	2.0		µg/L	1	7/31/2013 10:03:27 PM	R12327
Dibromochloromethane	ND	1.0		µg/L	1	7/31/2013 10:03:27 PM	R12327
Dibromomethane	ND	1.0		µg/L	1	7/31/2013 10:03:27 PM	R12327
1,2-Dichlorobenzene	ND	1.0		µg/L	1	7/31/2013 10:03:27 PM	R12327
1,3-Dichlorobenzene	ND	1.0		µg/L	1	7/31/2013 10:03:27 PM	R12327
1,4-Dichlorobenzene	ND	1.0		µg/L	1	7/31/2013 10:03:27 PM	R12327
Dichlorodifluoromethane	ND	1.0		µg/L	1	7/31/2013 10:03:27 PM	R12327
1,1-Dichloroethane	1.5	1.0		µg/L	1	7/31/2013 10:03:27 PM	R12327
1,1-Dichloroethene	ND	1.0		µg/L	1	7/31/2013 10:03:27 PM	R12327
1,2-Dichloropropane	ND	1.0		µg/L	1	7/31/2013 10:03:27 PM	R12327
1,3-Dichloropropane	ND	1.0		µg/L	1	7/31/2013 10:03:27 PM	R12327
2,2-Dichloropropane	ND	2.0		µg/L	1	7/31/2013 10:03:27 PM	R12327
1,1-Dichloropropene	ND	1.0		µg/L	1	7/31/2013 10:03:27 PM	R12327

Refer to the QC Summary report and sample login checklist for flagged QC data and preservation information.

Qualifiers:

*	Value exceeds Maximum Contaminant Level.	B	Analyte detected in the associated Method Blank
E	Value above quantitation range	H	Holding times for preparation or analysis exceeded
J	Analyte detected below quantitation limits	ND	Not Detected at the Reporting Limit
O	RSD is greater than RSDlimit	P	Sample pH greater than 2 for VOA and TOC only.
R	RPD outside accepted recovery limits	RL	Reporting Detection Limit

Hall Environmental Analysis Laboratory, Inc.

CLIENT: Cypress Engineering
Project: TWP Laguna Sta 6
Lab ID: 1307C25-020
Matrix: AQUEOUS
Client Sample ID: 6-51
Collection Date: 7/26/2013 9:15:00 AM
Received Date: 7/26/2013 11:00:00 AM

Analyses	Result	RL	Qual	Units	DF	Date Analyzed	Batch
EPA METHOD 8260B: VOLATILES						Analyst: **DJF**	
Hexachlorobutadiene	ND	1.0		µg/L	1	7/31/2013 10:03:27 PM	R12327
2-Hexanone	ND	10		µg/L	1	7/31/2013 10:03:27 PM	R12327
Isopropylbenzene	ND	1.0		µg/L	1	7/31/2013 10:03:27 PM	R12327
4-Isopropyltoluene	ND	1.0		µg/L	1	7/31/2013 10:03:27 PM	R12327
4-Methyl-2-pentanone	ND	10		µg/L	1	7/31/2013 10:03:27 PM	R12327
Methylene Chloride	ND	3.0		µg/L	1	7/31/2013 10:03:27 PM	R12327
n-Butylbenzene	ND	3.0		µg/L	1	7/31/2013 10:03:27 PM	R12327
n-Propylbenzene	ND	1.0		µg/L	1	7/31/2013 10:03:27 PM	R12327
sec-Butylbenzene	ND	1.0		µg/L	1	7/31/2013 10:03:27 PM	R12327
Styrene	ND	1.0		µg/L	1	7/31/2013 10:03:27 PM	R12327
tert-Butylbenzene	ND	1.0		µg/L	1	7/31/2013 10:03:27 PM	R12327
1,1,1,2-Tetrachloroethane	ND	1.0		µg/L	1	7/31/2013 10:03:27 PM	R12327
1,1,2,2-Tetrachloroethane	ND	2.0		µg/L	1	7/31/2013 10:03:27 PM	R12327
Tetrachloroethene (PCE)	ND	1.0		µg/L	1	7/31/2013 10:03:27 PM	R12327
trans-1,2-DCE	ND	1.0		µg/L	1	7/31/2013 10:03:27 PM	R12327
trans-1,3-Dichloropropene	ND	1.0		µg/L	1	7/31/2013 10:03:27 PM	R12327
1,2,3-Trichlorobenzene	ND	1.0		µg/L	1	7/31/2013 10:03:27 PM	R12327
1,2,4-Trichlorobenzene	ND	1.0		µg/L	1	7/31/2013 10:03:27 PM	R12327
1,1,1-Trichloroethane	ND	1.0		µg/L	1	7/31/2013 10:03:27 PM	R12327
1,1,2-Trichloroethane	ND	1.0		µg/L	1	7/31/2013 10:03:27 PM	R12327
Trichloroethene (TCE)	ND	1.0		µg/L	1	7/31/2013 10:03:27 PM	R12327
Trichlorofluoromethane	ND	1.0		µg/L	1	7/31/2013 10:03:27 PM	R12327
1,2,3-Trichloropropane	ND	2.0		µg/L	1	7/31/2013 10:03:27 PM	R12327
Vinyl chloride	ND	1.0		µg/L	1	7/31/2013 10:03:27 PM	R12327
Xylenes, Total	ND	1.5		µg/L	1	7/31/2013 10:03:27 PM	R12327
Surr: 1,2-Dichloroethane-d4	94.2	70-130		%REC	1	7/31/2013 10:03:27 PM	R12327
Surr: 4-Bromofluorobenzene	85.2	70-130		%REC	1	7/31/2013 10:03:27 PM	R12327
Surr: Dibromofluoromethane	87.1	70-130		%REC	1	7/31/2013 10:03:27 PM	R12327
Surr: Toluene-d8	99.7	70-130		%REC	1	7/31/2013 10:03:27 PM	R12327

Refer to the QC Summary report and sample login checklist for flagged QC data and preservation information.

Qualifiers:

*	Value exceeds Maximum Contaminant Level.	B	Analyte detected in the associated Method Blank
E	Value above quantitation range	H	Holding times for preparation or analysis exceeded
J	Analyte detected below quantitation limits	ND	Not Detected at the Reporting Limit
O	RSD is greater than RSDlimit	P	Sample pH greater than 2 for VOA and TOC only.
R	RPD outside accepted recovery limits	RL	Reporting Detection Limit

Hall Environmental Analysis Laboratory, Inc.

CLIENT: Cypress Engineering
Project: TWP Laguna Sta 6
Lab ID: 1307C25-021 **Matrix:** AQUEOUS

Client Sample ID: 6-47
Collection Date: 7/26/2013 9:25:00 AM
Received Date: 7/26/2013 11:00:00 AM

Analyses	Result	RL	Qual	Units	DF	Date Analyzed	Batch
EPA METHOD 8082: PCB'S						Analyst:	**SCC**
Aroclor 1016	ND	1.0		µg/L	1	7/29/2013 11:21:10 PM	8583
Aroclor 1221	ND	1.0		µg/L	1	7/29/2013 11:21:10 PM	8583
Aroclor 1232	ND	1.0		µg/L	1	7/29/2013 11:21:10 PM	8583
Aroclor 1242	ND	1.0		µg/L	1	7/29/2013 11:21:10 PM	8583
Aroclor 1248	ND	1.0		µg/L	1	7/29/2013 11:21:10 PM	8583
Aroclor 1254	ND	1.0		µg/L	1	7/29/2013 11:21:10 PM	8583
Aroclor 1260	ND	1.0		µg/L	1	7/29/2013 11:21:10 PM	8583
Surr: Decachlorobiphenyl	74.8	23.9-124		%REC	1	7/29/2013 11:21:10 PM	8583
Surr: Tetrachloro-m-xylene	62.0	28.1-139		%REC	1	7/29/2013 11:21:10 PM	8583
EPA METHOD 8260B: VOLATILES						Analyst:	**DJF**
Benzene	ND	1.0		µg/L	1	8/1/2013 12:41:58 AM	R12327
Toluene	ND	1.0		µg/L	1	8/1/2013 12:41:58 AM	R12327
Ethylbenzene	ND	1.0		µg/L	1	8/1/2013 12:41:58 AM	R12327
Methyl tert-butyl ether (MTBE)	ND	1.0		µg/L	1	8/1/2013 12:41:58 AM	R12327
1,2,4-Trimethylbenzene	ND	1.0		µg/L	1	8/1/2013 12:41:58 AM	R12327
1,3,5-Trimethylbenzene	ND	1.0		µg/L	1	8/1/2013 12:41:58 AM	R12327
1,2-Dichloroethane (EDC)	2.9	1.0		µg/L	1	8/1/2013 12:41:58 AM	R12327
1,2-Dibromoethane (EDB)	ND	1.0		µg/L	1	8/1/2013 12:41:58 AM	R12327
Naphthalene	ND	2.0		µg/L	1	8/1/2013 12:41:58 AM	R12327
1-Methylnaphthalene	ND	4.0		µg/L	1	8/1/2013 12:41:58 AM	R12327
2-Methylnaphthalene	ND	4.0		µg/L	1	8/1/2013 12:41:58 AM	R12327
Acetone	ND	10		µg/L	1	8/1/2013 12:41:58 AM	R12327
Bromobenzene	ND	1.0		µg/L	1	8/1/2013 12:41:58 AM	R12327
Bromodichloromethane	ND	1.0		µg/L	1	8/1/2013 12:41:58 AM	R12327
Bromoform	ND	1.0		µg/L	1	8/1/2013 12:41:58 AM	R12327
Bromomethane	ND	3.0		µg/L	1	8/1/2013 12:41:58 AM	R12327
2-Butanone	ND	10		µg/L	1	8/1/2013 12:41:58 AM	R12327
Carbon disulfide	ND	10		µg/L	1	8/1/2013 12:41:58 AM	R12327
Carbon Tetrachloride	ND	1.0		µg/L	1	8/1/2013 12:41:58 AM	R12327
Chlorobenzene	ND	1.0		µg/L	1	8/1/2013 12:41:58 AM	R12327
Chloroethane	ND	2.0		µg/L	1	8/1/2013 12:41:58 AM	R12327
Chloroform	ND	1.0		µg/L	1	8/1/2013 12:41:58 AM	R12327
Chloromethane	ND	3.0		µg/L	1	8/1/2013 12:41:58 AM	R12327
2-Chlorotoluene	ND	1.0		µg/L	1	8/1/2013 12:41:58 AM	R12327
4-Chlorotoluene	ND	1.0		µg/L	1	8/1/2013 12:41:58 AM	R12327
cis-1,2-DCE	1.9	1.0		µg/L	1	8/1/2013 12:41:58 AM	R12327
cis-1,3-Dichloropropene	ND	1.0		µg/L	1	8/1/2013 12:41:58 AM	R12327
1,2-Dibromo-3-chloropropane	ND	2.0		µg/L	1	8/1/2013 12:41:58 AM	R12327
Dibromochloromethane	ND	1.0		µg/L	1	8/1/2013 12:41:58 AM	R12327
Dibromomethane	ND	1.0		µg/L	1	8/1/2013 12:41:58 AM	R12327

Refer to the QC Summary report and sample login checklist for flagged QC data and preservation information.

Qualifiers:

*	Value exceeds Maximum Contaminant Level.	B	Analyte detected in the associated Method Blank
E	Value above quantitation range	H	Holding times for preparation or analysis exceeded
J	Analyte detected below quantitation limits	ND	Not Detected at the Reporting Limit
O	RSD is greater than RSDlimit	P	Sample pH greater than 2 for VOA and TOC only.
R	RPD outside accepted recovery limits	RL	Reporting Detection Limit

Hall Environmental Analysis Laboratory, Inc.

CLIENT: Cypress Engineering
Project: TWP Laguna Sta 6
Lab ID: 1307C25-021 **Matrix:** AQUEOUS

Client Sample ID: 6-47
Collection Date: 7/26/2013 9:25:00 AM
Received Date: 7/26/2013 11:00:00 AM

Analyses	Result	RL	Qual	Units	DF	Date Analyzed	Batch
EPA METHOD 8260B: VOLATILES						Analyst:	**DJF**
1,2-Dichlorobenzene	ND	1.0		µg/L	1	8/1/2013 12:41:58 AM	R12327
1,3-Dichlorobenzene	ND	1.0		µg/L	1	8/1/2013 12:41:58 AM	R12327
1,4-Dichlorobenzene	ND	1.0		µg/L	1	8/1/2013 12:41:58 AM	R12327
Dichlorodifluoromethane	ND	1.0		µg/L	1	8/1/2013 12:41:58 AM	R12327
1,1-Dichloroethane	90	1.0		µg/L	1	8/1/2013 12:41:58 AM	R12327
1,1-Dichloroethene	13	1.0		µg/L	1	8/1/2013 12:41:58 AM	R12327
1,2-Dichloropropane	ND	1.0		µg/L	1	8/1/2013 12:41:58 AM	R12327
1,3-Dichloropropane	ND	1.0		µg/L	1	8/1/2013 12:41:58 AM	R12327
2,2-Dichloropropane	ND	2.0		µg/L	1	8/1/2013 12:41:58 AM	R12327
1,1-Dichloropropene	ND	1.0		µg/L	1	8/1/2013 12:41:58 AM	R12327
Hexachlorobutadiene	ND	1.0		µg/L	1	8/1/2013 12:41:58 AM	R12327
2-Hexanone	ND	10		µg/L	1	8/1/2013 12:41:58 AM	R12327
Isopropylbenzene	ND	1.0		µg/L	1	8/1/2013 12:41:58 AM	R12327
4-Isopropyltoluene	ND	1.0		µg/L	1	8/1/2013 12:41:58 AM	R12327
4-Methyl-2-pentanone	ND	10		µg/L	1	8/1/2013 12:41:58 AM	R12327
Methylene Chloride	ND	3.0		µg/L	1	8/1/2013 12:41:58 AM	R12327
n-Butylbenzene	ND	3.0		µg/L	1	8/1/2013 12:41:58 AM	R12327
n-Propylbenzene	ND	1.0		µg/L	1	8/1/2013 12:41:58 AM	R12327
sec-Butylbenzene	ND	1.0		µg/L	1	8/1/2013 12:41:58 AM	R12327
Styrene	ND	1.0		µg/L	1	8/1/2013 12:41:58 AM	R12327
tert-Butylbenzene	ND	1.0		µg/L	1	8/1/2013 12:41:58 AM	R12327
1,1,1,2-Tetrachloroethane	ND	1.0		µg/L	1	8/1/2013 12:41:58 AM	R12327
1,1,2,2-Tetrachloroethane	ND	2.0		µg/L	1	8/1/2013 12:41:58 AM	R12327
Tetrachloroethene (PCE)	ND	1.0		µg/L	1	8/1/2013 12:41:58 AM	R12327
trans-1,2-DCE	ND	1.0		µg/L	1	8/1/2013 12:41:58 AM	R12327
trans-1,3-Dichloropropene	ND	1.0		µg/L	1	8/1/2013 12:41:58 AM	R12327
1,2,3-Trichlorobenzene	ND	1.0		µg/L	1	8/1/2013 12:41:58 AM	R12327
1,2,4-Trichlorobenzene	ND	1.0		µg/L	1	8/1/2013 12:41:58 AM	R12327
1,1,1-Trichloroethane	ND	1.0		µg/L	1	8/1/2013 12:41:58 AM	R12327
1,1,2-Trichloroethane	ND	1.0		µg/L	1	8/1/2013 12:41:58 AM	R12327
Trichloroethene (TCE)	ND	1.0		µg/L	1	8/1/2013 12:41:58 AM	R12327
Trichlorofluoromethane	ND	1.0		µg/L	1	8/1/2013 12:41:58 AM	R12327
1,2,3-Trichloropropane	ND	2.0		µg/L	1	8/1/2013 12:41:58 AM	R12327
Vinyl chloride	ND	1.0		µg/L	1	8/1/2013 12:41:58 AM	R12327
Xylenes, Total	ND	1.5		µg/L	1	8/1/2013 12:41:58 AM	R12327
Surr: 1,2-Dichloroethane-d4	97.9	70-130		%REC	1	8/1/2013 12:41:58 AM	R12327
Surr: 4-Bromofluorobenzene	85.7	70-130		%REC	1	8/1/2013 12:41:58 AM	R12327
Surr: Dibromofluoromethane	86.9	70-130		%REC	1	8/1/2013 12:41:58 AM	R12327
Surr: Toluene-d8	102	70-130		%REC	1	8/1/2013 12:41:58 AM	R12327

Refer to the QC Summary report and sample login checklist for flagged QC data and preservation information.

Qualifiers:

*	Value exceeds Maximum Contaminant Level.	B	Analyte detected in the associated Method Blank
E	Value above quantitation range	H	Holding times for preparation or analysis exceeded
J	Analyte detected below quantitation limits	ND	Not Detected at the Reporting Limit
O	RSD is greater than RSDlimit	P	Sample pH greater than 2 for VOA and TOC only.
R	RPD outside accepted recovery limits	RL	Reporting Detection Limit

Hall Environmental Analysis Laboratory, Inc.

CLIENT: Cypress Engineering
Project: TWP Laguna Sta 6
Lab ID: 1307C25-022 **Matrix:** AQUEOUS

Client Sample ID: 6-46
Collection Date: 7/26/2013 9:35:00 AM
Received Date: 7/26/2013 11:00:00 AM

Analyses	Result	RL	Qual	Units	DF	Date Analyzed	Batch
EPA METHOD 8082: PCB'S						Analyst:	**SCC**
Aroclor 1016	ND	1.0		µg/L	1	7/30/2013 12:06:36 AM	8583
Aroclor 1221	ND	1.0		µg/L	1	7/30/2013 12:06:36 AM	8583
Aroclor 1232	ND	1.0		µg/L	1	7/30/2013 12:06:36 AM	8583
Aroclor 1242	ND	1.0		µg/L	1	7/30/2013 12:06:36 AM	8583
Aroclor 1248	ND	1.0		µg/L	1	7/30/2013 12:06:36 AM	8583
Aroclor 1254	ND	1.0		µg/L	1	7/30/2013 12:06:36 AM	8583
Aroclor 1260	ND	1.0		µg/L	1	7/30/2013 12:06:36 AM	8583
Surr: Decachlorobiphenyl	40.4	23.9-124		%REC	1	7/30/2013 12:06:36 AM	8583
Surr: Tetrachloro-m-xylene	33.2	28.1-139		%REC	1	7/30/2013 12:06:36 AM	8583
EPA METHOD 8260B: VOLATILES						Analyst:	**DJF**
Benzene	ND	1.0		µg/L	1	8/1/2013 1:13:39 AM	R12327
Toluene	ND	1.0		µg/L	1	8/1/2013 1:13:39 AM	R12327
Ethylbenzene	ND	1.0		µg/L	1	8/1/2013 1:13:39 AM	R12327
Methyl tert-butyl ether (MTBE)	ND	1.0		µg/L	1	8/1/2013 1:13:39 AM	R12327
1,2,4-Trimethylbenzene	ND	1.0		µg/L	1	8/1/2013 1:13:39 AM	R12327
1,3,5-Trimethylbenzene	ND	1.0		µg/L	1	8/1/2013 1:13:39 AM	R12327
1,2-Dichloroethane (EDC)	ND	1.0		µg/L	1	8/1/2013 1:13:39 AM	R12327
1,2-Dibromoethane (EDB)	ND	1.0		µg/L	1	8/1/2013 1:13:39 AM	R12327
Naphthalene	ND	2.0		µg/L	1	8/1/2013 1:13:39 AM	R12327
1-Methylnaphthalene	ND	4.0		µg/L	1	8/1/2013 1:13:39 AM	R12327
2-Methylnaphthalene	ND	4.0		µg/L	1	8/1/2013 1:13:39 AM	R12327
Acetone	ND	10		µg/L	1	8/1/2013 1:13:39 AM	R12327
Bromobenzene	ND	1.0		µg/L	1	8/1/2013 1:13:39 AM	R12327
Bromodichloromethane	ND	1.0		µg/L	1	8/1/2013 1:13:39 AM	R12327
Bromoform	ND	1.0		µg/L	1	8/1/2013 1:13:39 AM	R12327
Bromomethane	ND	3.0		µg/L	1	8/1/2013 1:13:39 AM	R12327
2-Butanone	ND	10		µg/L	1	8/1/2013 1:13:39 AM	R12327
Carbon disulfide	ND	10		µg/L	1	8/1/2013 1:13:39 AM	R12327
Carbon Tetrachloride	ND	1.0		µg/L	1	8/1/2013 1:13:39 AM	R12327
Chlorobenzene	ND	1.0		µg/L	1	8/1/2013 1:13:39 AM	R12327
Chloroethane	ND	2.0		µg/L	1	8/1/2013 1:13:39 AM	R12327
Chloroform	ND	1.0		µg/L	1	8/1/2013 1:13:39 AM	R12327
Chloromethane	ND	3.0		µg/L	1	8/1/2013 1:13:39 AM	R12327
2-Chlorotoluene	ND	1.0		µg/L	1	8/1/2013 1:13:39 AM	R12327
4-Chlorotoluene	ND	1.0		µg/L	1	8/1/2013 1:13:39 AM	R12327
cis-1,2-DCE	1.1	1.0		µg/L	1	8/1/2013 1:13:39 AM	R12327
cis-1,3-Dichloropropene	ND	1.0		µg/L	1	8/1/2013 1:13:39 AM	R12327
1,2-Dibromo-3-chloropropane	ND	2.0		µg/L	1	8/1/2013 1:13:39 AM	R12327
Dibromochloromethane	ND	1.0		µg/L	1	8/1/2013 1:13:39 AM	R12327
Dibromomethane	ND	1.0		µg/L	1	8/1/2013 1:13:39 AM	R12327

Refer to the QC Summary report and sample login checklist for flagged QC data and preservation information.

Qualifiers:

*	Value exceeds Maximum Contaminant Level.	B	Analyte detected in the associated Method Blank
E	Value above quantitation range	H	Holding times for preparation or analysis exceeded
J	Analyte detected below quantitation limits	ND	Not Detected at the Reporting Limit
O	RSD is greater than RSDlimit	P	Sample pH greater than 2 for VOA and TOC only.
R	RPD outside accepted recovery limits	RL	Reporting Detection Limit

Hall Environmental Analysis Laboratory, Inc.

CLIENT: Cypress Engineering
Project: TWP Laguna Sta 6
Lab ID: 1307C25-022 **Matrix:** AQUEOUS

Client Sample ID: 6-46
Collection Date: 7/26/2013 9:35:00 AM
Received Date: 7/26/2013 11:00:00 AM

Analyses	Result	RL	Qual	Units	DF	Date Analyzed	Batch
EPA METHOD 8260B: VOLATILES						Analyst:	**DJF**
1,2-Dichlorobenzene	ND	1.0		µg/L	1	8/1/2013 1:13:39 AM	R12327
1,3-Dichlorobenzene	ND	1.0		µg/L	1	8/1/2013 1:13:39 AM	R12327
1,4-Dichlorobenzene	ND	1.0		µg/L	1	8/1/2013 1:13:39 AM	R12327
Dichlorodifluoromethane	ND	1.0		µg/L	1	8/1/2013 1:13:39 AM	R12327
1,1-Dichloroethane	160	10		µg/L	10	8/1/2013 1:45:22 AM	R12327
1,1-Dichloroethene	27	1.0		µg/L	1	8/1/2013 1:13:39 AM	R12327
1,2-Dichloropropane	ND	1.0		µg/L	1	8/1/2013 1:13:39 AM	R12327
1,3-Dichloropropane	ND	1.0		µg/L	1	8/1/2013 1:13:39 AM	R12327
2,2-Dichloropropane	ND	2.0		µg/L	1	8/1/2013 1:13:39 AM	R12327
1,1-Dichloropropene	ND	1.0		µg/L	1	8/1/2013 1:13:39 AM	R12327
Hexachlorobutadiene	ND	1.0		µg/L	1	8/1/2013 1:13:39 AM	R12327
2-Hexanone	ND	10		µg/L	1	8/1/2013 1:13:39 AM	R12327
Isopropylbenzene	ND	1.0		µg/L	1	8/1/2013 1:13:39 AM	R12327
4-Isopropyltoluene	ND	1.0		µg/L	1	8/1/2013 1:13:39 AM	R12327
4-Methyl-2-pentanone	ND	10		µg/L	1	8/1/2013 1:13:39 AM	R12327
Methylene Chloride	ND	3.0		µg/L	1	8/1/2013 1:13:39 AM	R12327
n-Butylbenzene	ND	3.0		µg/L	1	8/1/2013 1:13:39 AM	R12327
n-Propylbenzene	ND	1.0		µg/L	1	8/1/2013 1:13:39 AM	R12327
sec-Butylbenzene	ND	1.0		µg/L	1	8/1/2013 1:13:39 AM	R12327
Styrene	ND	1.0		µg/L	1	8/1/2013 1:13:39 AM	R12327
tert-Butylbenzene	ND	1.0		µg/L	1	8/1/2013 1:13:39 AM	R12327
1,1,1,2-Tetrachloroethane	ND	1.0		µg/L	1	8/1/2013 1:13:39 AM	R12327
1,1,2,2-Tetrachloroethane	ND	2.0		µg/L	1	8/1/2013 1:13:39 AM	R12327
Tetrachloroethene (PCE)	ND	1.0		µg/L	1	8/1/2013 1:13:39 AM	R12327
trans-1,2-DCE	ND	1.0		µg/L	1	8/1/2013 1:13:39 AM	R12327
trans-1,3-Dichloropropene	ND	1.0		µg/L	1	8/1/2013 1:13:39 AM	R12327
1,2,3-Trichlorobenzene	ND	1.0		µg/L	1	8/1/2013 1:13:39 AM	R12327
1,2,4-Trichlorobenzene	ND	1.0		µg/L	1	8/1/2013 1:13:39 AM	R12327
1,1,1-Trichloroethane	1.5	1.0		µg/L	1	8/1/2013 1:13:39 AM	R12327
1,1,2-Trichloroethane	ND	1.0		µg/L	1	8/1/2013 1:13:39 AM	R12327
Trichloroethene (TCE)	ND	1.0		µg/L	1	8/1/2013 1:13:39 AM	R12327
Trichlorofluoromethane	ND	1.0		µg/L	1	8/1/2013 1:13:39 AM	R12327
1,2,3-Trichloropropane	ND	2.0		µg/L	1	8/1/2013 1:13:39 AM	R12327
Vinyl chloride	1.2	1.0		µg/L	1	8/1/2013 1:13:39 AM	R12327
Xylenes, Total	ND	1.5		µg/L	1	8/1/2013 1:13:39 AM	R12327
Surr: 1,2-Dichloroethane-d4	94.8	70-130		%REC	1	8/1/2013 1:13:39 AM	R12327
Surr: 4-Bromofluorobenzene	83.7	70-130		%REC	1	8/1/2013 1:13:39 AM	R12327
Surr: Dibromofluoromethane	83.8	70-130		%REC	1	8/1/2013 1:13:39 AM	R12327
Surr: Toluene-d8	102	70-130		%REC	1	8/1/2013 1:13:39 AM	R12327

Refer to the QC Summary report and sample login checklist for flagged QC data and preservation information.

Qualifiers:

*	Value exceeds Maximum Contaminant Level.	B	Analyte detected in the associated Method Blank
E	Value above quantitation range	H	Holding times for preparation or analysis exceeded
J	Analyte detected below quantitation limits	ND	Not Detected at the Reporting Limit
O	RSD is greater than RSDlimit	P	Sample pH greater than 2 for VOA and TOC only.
R	RPD outside accepted recovery limits	RL	Reporting Detection Limit

Hall Environmental Analysis Laboratory, Inc.

CLIENT: Cypress Engineering
Project: TWP Laguna Sta 6
Lab ID: 1307C25-023 **Matrix:** AQUEOUS

Client Sample ID: 6-45
Collection Date: 7/26/2013 9:45:00 AM
Received Date: 7/26/2013 11:00:00 AM

Analyses	Result	RL	Qual	Units	DF	Date Analyzed	Batch
EPA METHOD 8260B: VOLATILES						Analyst: **DJF**	
Benzene	ND	1.0		µg/L	1	8/1/2013 2:48:39 AM	R12327
Toluene	ND	1.0		µg/L	1	8/1/2013 2:48:39 AM	R12327
Ethylbenzene	ND	1.0		µg/L	1	8/1/2013 2:48:39 AM	R12327
Methyl tert-butyl ether (MTBE)	ND	1.0		µg/L	1	8/1/2013 2:48:39 AM	R12327
1,2,4-Trimethylbenzene	ND	1.0		µg/L	1	8/1/2013 2:48:39 AM	R12327
1,3,5-Trimethylbenzene	ND	1.0		µg/L	1	8/1/2013 2:48:39 AM	R12327
1,2-Dichloroethane (EDC)	ND	1.0		µg/L	1	8/1/2013 2:48:39 AM	R12327
1,2-Dibromoethane (EDB)	ND	1.0		µg/L	1	8/1/2013 2:48:39 AM	R12327
Naphthalene	ND	2.0		µg/L	1	8/1/2013 2:48:39 AM	R12327
1-Methylnaphthalene	ND	4.0		µg/L	1	8/1/2013 2:48:39 AM	R12327
2-Methylnaphthalene	ND	4.0		µg/L	1	8/1/2013 2:48:39 AM	R12327
Acetone	ND	10		µg/L	1	8/1/2013 2:48:39 AM	R12327
Bromobenzene	ND	1.0		µg/L	1	8/1/2013 2:48:39 AM	R12327
Bromodichloromethane	ND	1.0		µg/L	1	8/1/2013 2:48:39 AM	R12327
Bromoform	ND	1.0		µg/L	1	8/1/2013 2:48:39 AM	R12327
Bromomethane	ND	3.0		µg/L	1	8/1/2013 2:48:39 AM	R12327
2-Butanone	ND	10		µg/L	1	8/1/2013 2:48:39 AM	R12327
Carbon disulfide	ND	10		µg/L	1	8/1/2013 2:48:39 AM	R12327
Carbon Tetrachloride	ND	1.0		µg/L	1	8/1/2013 2:48:39 AM	R12327
Chlorobenzene	ND	1.0		µg/L	1	8/1/2013 2:48:39 AM	R12327
Chloroethane	ND	2.0		µg/L	1	8/1/2013 2:48:39 AM	R12327
Chloroform	ND	1.0		µg/L	1	8/1/2013 2:48:39 AM	R12327
Chloromethane	ND	3.0		µg/L	1	8/1/2013 2:48:39 AM	R12327
2-Chlorotoluene	ND	1.0		µg/L	1	8/1/2013 2:48:39 AM	R12327
4-Chlorotoluene	ND	1.0		µg/L	1	8/1/2013 2:48:39 AM	R12327
cis-1,2-DCE	ND	1.0		µg/L	1	8/1/2013 2:48:39 AM	R12327
cis-1,3-Dichloropropene	ND	1.0		µg/L	1	8/1/2013 2:48:39 AM	R12327
1,2-Dibromo-3-chloropropane	ND	2.0		µg/L	1	8/1/2013 2:48:39 AM	R12327
Dibromochloromethane	ND	1.0		µg/L	1	8/1/2013 2:48:39 AM	R12327
Dibromomethane	ND	1.0		µg/L	1	8/1/2013 2:48:39 AM	R12327
1,2-Dichlorobenzene	ND	1.0		µg/L	1	8/1/2013 2:48:39 AM	R12327
1,3-Dichlorobenzene	ND	1.0		µg/L	1	8/1/2013 2:48:39 AM	R12327
1,4-Dichlorobenzene	ND	1.0		µg/L	1	8/1/2013 2:48:39 AM	R12327
Dichlorodifluoromethane	ND	1.0		µg/L	1	8/1/2013 2:48:39 AM	R12327
1,1-Dichloroethane	7.2	1.0		µg/L	1	8/1/2013 2:48:39 AM	R12327
1,1-Dichloroethene	49	1.0		µg/L	1	8/1/2013 2:48:39 AM	R12327
1,2-Dichloropropane	ND	1.0		µg/L	1	8/1/2013 2:48:39 AM	R12327
1,3-Dichloropropane	ND	1.0		µg/L	1	8/1/2013 2:48:39 AM	R12327
2,2-Dichloropropane	ND	2.0		µg/L	1	8/1/2013 2:48:39 AM	R12327
1,1-Dichloropropene	ND	1.0		µg/L	1	8/1/2013 2:48:39 AM	R12327

Refer to the QC Summary report and sample login checklist for flagged QC data and preservation information.

Qualifiers:

*	Value exceeds Maximum Contaminant Level.	B	Analyte detected in the associated Method Blank
E	Value above quantitation range	H	Holding times for preparation or analysis exceeded
J	Analyte detected below quantitation limits	ND	Not Detected at the Reporting Limit
O	RSD is greater than RSDlimit	P	Sample pH greater than 2 for VOA and TOC only.
R	RPD outside accepted recovery limits	RL	Reporting Detection Limit

Hall Environmental Analysis Laboratory, Inc.

CLIENT: Cypress Engineering
Project: TWP Laguna Sta 6
Lab ID: 1307C25-023 **Matrix:** AQUEOUS

Client Sample ID: 6-45
Collection Date: 7/26/2013 9:45:00 AM
Received Date: 7/26/2013 11:00:00 AM

Analyses	Result	RL	Qual	Units	DF	Date Analyzed	Batch
EPA METHOD 8260B: VOLATILES						Analyst:	**DJF**
Hexachlorobutadiene	ND	1.0		µg/L	1	8/1/2013 2:48:39 AM	R12327
2-Hexanone	ND	10		µg/L	1	8/1/2013 2:48:39 AM	R12327
Isopropylbenzene	ND	1.0		µg/L	1	8/1/2013 2:48:39 AM	R12327
4-Isopropyltoluene	ND	1.0		µg/L	1	8/1/2013 2:48:39 AM	R12327
4-Methyl-2-pentanone	ND	10		µg/L	1	8/1/2013 2:48:39 AM	R12327
Methylene Chloride	ND	3.0		µg/L	1	8/1/2013 2:48:39 AM	R12327
n-Butylbenzene	ND	3.0		µg/L	1	8/1/2013 2:48:39 AM	R12327
n-Propylbenzene	ND	1.0		µg/L	1	8/1/2013 2:48:39 AM	R12327
sec-Butylbenzene	ND	1.0		µg/L	1	8/1/2013 2:48:39 AM	R12327
Styrene	ND	1.0		µg/L	1	8/1/2013 2:48:39 AM	R12327
tert-Butylbenzene	ND	1.0		µg/L	1	8/1/2013 2:48:39 AM	R12327
1,1,1,2-Tetrachloroethane	ND	1.0		µg/L	1	8/1/2013 2:48:39 AM	R12327
1,1,2,2-Tetrachloroethane	ND	2.0		µg/L	1	8/1/2013 2:48:39 AM	R12327
Tetrachloroethene (PCE)	ND	1.0		µg/L	1	8/1/2013 2:48:39 AM	R12327
trans-1,2-DCE	ND	1.0		µg/L	1	8/1/2013 2:48:39 AM	R12327
trans-1,3-Dichloropropene	ND	1.0		µg/L	1	8/1/2013 2:48:39 AM	R12327
1,2,3-Trichlorobenzene	ND	1.0		µg/L	1	8/1/2013 2:48:39 AM	R12327
1,2,4-Trichlorobenzene	ND	1.0		µg/L	1	8/1/2013 2:48:39 AM	R12327
1,1,1-Trichloroethane	2.5	1.0		µg/L	1	8/1/2013 2:48:39 AM	R12327
1,1,2-Trichloroethane	ND	1.0		µg/L	1	8/1/2013 2:48:39 AM	R12327
Trichloroethene (TCE)	ND	1.0		µg/L	1	8/1/2013 2:48:39 AM	R12327
Trichlorofluoromethane	ND	1.0		µg/L	1	8/1/2013 2:48:39 AM	R12327
1,2,3-Trichloropropane	ND	2.0		µg/L	1	8/1/2013 2:48:39 AM	R12327
Vinyl chloride	ND	1.0		µg/L	1	8/1/2013 2:48:39 AM	R12327
Xylenes, Total	ND	1.5		µg/L	1	8/1/2013 2:48:39 AM	R12327
Surr: 1,2-Dichloroethane-d4	92.9	70-130		%REC	1	8/1/2013 2:48:39 AM	R12327
Surr: 4-Bromofluorobenzene	83.1	70-130		%REC	1	8/1/2013 2:48:39 AM	R12327
Surr: Dibromofluoromethane	85.8	70-130		%REC	1	8/1/2013 2:48:39 AM	R12327
Surr: Toluene-d8	102	70-130		%REC	1	8/1/2013 2:48:39 AM	R12327

Refer to the QC Summary report and sample login checklist for flagged QC data and preservation information.

Qualifiers:

*	Value exceeds Maximum Contaminant Level.	B	Analyte detected in the associated Method Blank
E	Value above quantitation range	H	Holding times for preparation or analysis exceeded
J	Analyte detected below quantitation limits	ND	Not Detected at the Reporting Limit
O	RSD is greater than RSDlimit	P	Sample pH greater than 2 for VOA and TOC only.
R	RPD outside accepted recovery limits	RL	Reporting Detection Limit

Hall Environmental Analysis Laboratory, Inc.

CLIENT: Cypress Engineering
Project: TWP Laguna Sta 6
Lab ID: 1307C25-024 **Matrix:** AQUEOUS

Client Sample ID: 6-45
Collection Date: 7/25/2013 10:45:00 AM
Received Date: 7/26/2013 11:00:00 AM

Analyses	Result	RL	Qual	Units	DF	Date Analyzed	Batch
EPA METHOD 8082: PCB'S						Analyst:	**SCC**
Aroclor 1016	ND	1.0		µg/L	1	7/31/2013 12:58:58 AM	8618
Aroclor 1221	ND	1.0		µg/L	1	7/31/2013 12:58:58 AM	8618
Aroclor 1232	ND	1.0		µg/L	1	7/31/2013 12:58:58 AM	8618
Aroclor 1242	ND	1.0		µg/L	1	7/31/2013 12:58:58 AM	8618
Aroclor 1248	ND	1.0		µg/L	1	7/31/2013 12:58:58 AM	8618
Aroclor 1254	ND	1.0		µg/L	1	7/31/2013 12:58:58 AM	8618
Aroclor 1260	ND	1.0		µg/L	1	7/31/2013 12:58:58 AM	8618
Surr: Decachlorobiphenyl	80.0	23.9-124		%REC	1	7/31/2013 12:58:58 AM	8618
Surr: Tetrachloro-m-xylene	66.0	28.1-139		%REC	1	7/31/2013 12:58:58 AM	8618

Refer to the QC Summary report and sample login checklist for flagged QC data and preservation information.

Qualifiers:

*	Value exceeds Maximum Contaminant Level.	B	Analyte detected in the associated Method Blank
E	Value above quantitation range	H	Holding times for preparation or analysis exceeded
J	Analyte detected below quantitation limits	ND	Not Detected at the Reporting Limit
O	RSD is greater than RSDlimit	P	Sample pH greater than 2 for VOA and TOC only.
R	RPD outside accepted recovery limits	RL	Reporting Detection Limit

Hall Environmental Analysis Laboratory, Inc.

CLIENT: Cypress Engineering
Project: TWP Laguna Sta 6
Lab ID: 1307C25-025
Matrix: AQUEOUS
Client Sample ID: Trip Blank
Collection Date:
Received Date: 7/26/2013 11:00:00 AM

Analyses	Result	RL	Qual	Units	DF	Date Analyzed	Batch
EPA METHOD 8260B: VOLATILES						Analyst:	**DJF**
Benzene	ND	1.0		µg/L	1	8/1/2013 3:20:18 AM	R12327
Toluene	ND	1.0		µg/L	1	8/1/2013 3:20:18 AM	R12327
Ethylbenzene	ND	1.0		µg/L	1	8/1/2013 3:20:18 AM	R12327
Methyl tert-butyl ether (MTBE)	ND	1.0		µg/L	1	8/1/2013 3:20:18 AM	R12327
1,2,4-Trimethylbenzene	ND	1.0		µg/L	1	8/1/2013 3:20:18 AM	R12327
1,3,5-Trimethylbenzene	ND	1.0		µg/L	1	8/1/2013 3:20:18 AM	R12327
1,2-Dichloroethane (EDC)	ND	1.0		µg/L	1	8/1/2013 3:20:18 AM	R12327
1,2-Dibromoethane (EDB)	ND	1.0		µg/L	1	8/1/2013 3:20:18 AM	R12327
Naphthalene	ND	2.0		µg/L	1	8/1/2013 3:20:18 AM	R12327
1-Methylnaphthalene	ND	4.0		µg/L	1	8/1/2013 3:20:18 AM	R12327
2-Methylnaphthalene	ND	4.0		µg/L	1	8/1/2013 3:20:18 AM	R12327
Acetone	ND	10		µg/L	1	8/1/2013 3:20:18 AM	R12327
Bromobenzene	ND	1.0		µg/L	1	8/1/2013 3:20:18 AM	R12327
Bromodichloromethane	ND	1.0		µg/L	1	8/1/2013 3:20:18 AM	R12327
Bromoform	ND	1.0		µg/L	1	8/1/2013 3:20:18 AM	R12327
Bromomethane	ND	3.0		µg/L	1	8/1/2013 3:20:18 AM	R12327
2-Butanone	ND	10		µg/L	1	8/1/2013 3:20:18 AM	R12327
Carbon disulfide	ND	10		µg/L	1	8/1/2013 3:20:18 AM	R12327
Carbon Tetrachloride	ND	1.0		µg/L	1	8/1/2013 3:20:18 AM	R12327
Chlorobenzene	ND	1.0		µg/L	1	8/1/2013 3:20:18 AM	R12327
Chloroethane	ND	2.0		µg/L	1	8/1/2013 3:20:18 AM	R12327
Chloroform	ND	1.0		µg/L	1	8/1/2013 3:20:18 AM	R12327
Chloromethane	ND	3.0		µg/L	1	8/1/2013 3:20:18 AM	R12327
2-Chlorotoluene	ND	1.0		µg/L	1	8/1/2013 3:20:18 AM	R12327
4-Chlorotoluene	ND	1.0		µg/L	1	8/1/2013 3:20:18 AM	R12327
cis-1,2-DCE	ND	1.0		µg/L	1	8/1/2013 3:20:18 AM	R12327
cis-1,3-Dichloropropene	ND	1.0		µg/L	1	8/1/2013 3:20:18 AM	R12327
1,2-Dibromo-3-chloropropane	ND	2.0		µg/L	1	8/1/2013 3:20:18 AM	R12327
Dibromochloromethane	ND	1.0		µg/L	1	8/1/2013 3:20:18 AM	R12327
Dibromomethane	ND	1.0		µg/L	1	8/1/2013 3:20:18 AM	R12327
1,2-Dichlorobenzene	ND	1.0		µg/L	1	8/1/2013 3:20:18 AM	R12327
1,3-Dichlorobenzene	ND	1.0		µg/L	1	8/1/2013 3:20:18 AM	R12327
1,4-Dichlorobenzene	ND	1.0		µg/L	1	8/1/2013 3:20:18 AM	R12327
Dichlorodifluoromethane	ND	1.0		µg/L	1	8/1/2013 3:20:18 AM	R12327
1,1-Dichloroethane	ND	1.0		µg/L	1	8/1/2013 3:20:18 AM	R12327
1,1-Dichloroethene	ND	1.0		µg/L	1	8/1/2013 3:20:18 AM	R12327
1,2-Dichloropropane	ND	1.0		µg/L	1	8/1/2013 3:20:18 AM	R12327
1,3-Dichloropropane	ND	1.0		µg/L	1	8/1/2013 3:20:18 AM	R12327
2,2-Dichloropropane	ND	2.0		µg/L	1	8/1/2013 3:20:18 AM	R12327
1,1-Dichloropropene	ND	1.0		µg/L	1	8/1/2013 3:20:18 AM	R12327

Refer to the QC Summary report and sample login checklist for flagged QC data and preservation information.

Qualifiers:

*	Value exceeds Maximum Contaminant Level.	B	Analyte detected in the associated Method Blank
E	Value above quantitation range	H	Holding times for preparation or analysis exceeded
J	Analyte detected below quantitation limits	ND	Not Detected at the Reporting Limit
O	RSD is greater than RSDlimit	P	Sample pH greater than 2 for VOA and TOC only.
R	RPD outside accepted recovery limits	RL	Reporting Detection Limit

Hall Environmental Analysis Laboratory, Inc.

CLIENT: Cypress Engineering
Project: TWP Laguna Sta 6
Lab ID: 1307C25-025 **Matrix:** AQUEOUS

Client Sample ID: Trip Blank
Collection Date:
Received Date: 7/26/2013 11:00:00 AM

Analyses	Result	RL	Qual	Units	DF	Date Analyzed	Batch
EPA METHOD 8260B: VOLATILES						Analyst: **DJF**	
Hexachlorobutadiene	ND	1.0		µg/L	1	8/1/2013 3:20:18 AM	R12327
2-Hexanone	ND	10		µg/L	1	8/1/2013 3:20:18 AM	R12327
Isopropylbenzene	ND	1.0		µg/L	1	8/1/2013 3:20:18 AM	R12327
4-Isopropyltoluene	ND	1.0		µg/L	1	8/1/2013 3:20:18 AM	R12327
4-Methyl-2-pentanone	ND	10		µg/L	1	8/1/2013 3:20:18 AM	R12327
Methylene Chloride	ND	3.0		µg/L	1	8/1/2013 3:20:18 AM	R12327
n-Butylbenzene	ND	3.0		µg/L	1	8/1/2013 3:20:18 AM	R12327
n-Propylbenzene	ND	1.0		µg/L	1	8/1/2013 3:20:18 AM	R12327
sec-Butylbenzene	ND	1.0		µg/L	1	8/1/2013 3:20:18 AM	R12327
Styrene	ND	1.0		µg/L	1	8/1/2013 3:20:18 AM	R12327
tert-Butylbenzene	ND	1.0		µg/L	1	8/1/2013 3:20:18 AM	R12327
1,1,1,2-Tetrachloroethane	ND	1.0		µg/L	1	8/1/2013 3:20:18 AM	R12327
1,1,2,2-Tetrachloroethane	ND	2.0		µg/L	1	8/1/2013 3:20:18 AM	R12327
Tetrachloroethene (PCE)	ND	1.0		µg/L	1	8/1/2013 3:20:18 AM	R12327
trans-1,2-DCE	ND	1.0		µg/L	1	8/1/2013 3:20:18 AM	R12327
trans-1,3-Dichloropropene	ND	1.0		µg/L	1	8/1/2013 3:20:18 AM	R12327
1,2,3-Trichlorobenzene	ND	1.0		µg/L	1	8/1/2013 3:20:18 AM	R12327
1,2,4-Trichlorobenzene	ND	1.0		µg/L	1	8/1/2013 3:20:18 AM	R12327
1,1,1-Trichloroethane	ND	1.0		µg/L	1	8/1/2013 3:20:18 AM	R12327
1,1,2-Trichloroethane	ND	1.0		µg/L	1	8/1/2013 3:20:18 AM	R12327
Trichloroethene (TCE)	ND	1.0		µg/L	1	8/1/2013 3:20:18 AM	R12327
Trichlorofluoromethane	ND	1.0		µg/L	1	8/1/2013 3:20:18 AM	R12327
1,2,3-Trichloropropane	ND	2.0		µg/L	1	8/1/2013 3:20:18 AM	R12327
Vinyl chloride	ND	1.0		µg/L	1	8/1/2013 3:20:18 AM	R12327
Xylenes, Total	ND	1.5		µg/L	1	8/1/2013 3:20:18 AM	R12327
Surr: 1,2-Dichloroethane-d4	93.4	70-130		%REC	1	8/1/2013 3:20:18 AM	R12327
Surr: 4-Bromofluorobenzene	83.1	70-130		%REC	1	8/1/2013 3:20:18 AM	R12327
Surr: Dibromofluoromethane	89.9	70-130		%REC	1	8/1/2013 3:20:18 AM	R12327
Surr: Toluene-d8	103	70-130		%REC	1	8/1/2013 3:20:18 AM	R12327

Refer to the QC Summary report and sample login checklist for flagged QC data and preservation information.

Qualifiers:

*	Value exceeds Maximum Contaminant Level.	B	Analyte detected in the associated Method Blank
E	Value above quantitation range	H	Holding times for preparation or analysis exceeded
J	Analyte detected below quantitation limits	ND	Not Detected at the Reporting Limit
O	RSD is greater than RSDlimit	P	Sample pH greater than 2 for VOA and TOC only.
R	RPD outside accepted recovery limits	RL	Reporting Detection Limit

Hall Environmental Analysis Laboratory, Inc.

CLIENT: Cypress Engineering
Project: TWP Laguna Sta 6
Lab ID: 1307C25-026 **Matrix:** AQUEOUS

Client Sample ID: 6-09 Dup
Collection Date: 7/25/2013 3:35:00 PM
Received Date: 7/26/2013 11:00:00 AM

Analyses	Result	RL	Qual	Units	DF	Date Analyzed	Batch
EPA METHOD 8082: PCB'S						Analyst:	**SCC**
Aroclor 1016	ND	5.0		µg/L	5	7/31/2013 12:07:54 PM	8618
Aroclor 1221	ND	5.0		µg/L	5	7/31/2013 12:07:54 PM	8618
Aroclor 1232	ND	5.0		µg/L	5	7/31/2013 12:07:54 PM	8618
Aroclor 1242	110	5.0		µg/L	5	7/31/2013 12:07:54 PM	8618
Aroclor 1248	ND	5.0		µg/L	5	7/31/2013 12:07:54 PM	8618
Aroclor 1254	ND	5.0		µg/L	5	7/31/2013 12:07:54 PM	8618
Aroclor 1260	ND	5.0		µg/L	5	7/31/2013 12:07:54 PM	8618
Surr: Decachlorobiphenyl	72.0	23.9-124		%REC	5	7/31/2013 12:07:54 PM	8618
Surr: Tetrachloro-m-xylene	62.0	28.1-139		%REC	5	7/31/2013 12:07:54 PM	8618
EPA METHOD 8260B: VOLATILES						Analyst:	**DJF**
Benzene	3.6	1.0		µg/L	1	8/1/2013 4:23:55 AM	R12327
Toluene	1.8	1.0		µg/L	1	8/1/2013 4:23:55 AM	R12327
Ethylbenzene	2.6	1.0		µg/L	1	8/1/2013 4:23:55 AM	R12327
Methyl tert-butyl ether (MTBE)	ND	1.0		µg/L	1	8/1/2013 4:23:55 AM	R12327
1,2,4-Trimethylbenzene	7.1	1.0		µg/L	1	8/1/2013 4:23:55 AM	R12327
1,3,5-Trimethylbenzene	8.3	1.0		µg/L	1	8/1/2013 4:23:55 AM	R12327
1,2-Dichloroethane (EDC)	ND	1.0		µg/L	1	8/1/2013 4:23:55 AM	R12327
1,2-Dibromoethane (EDB)	ND	1.0		µg/L	1	8/1/2013 4:23:55 AM	R12327
Naphthalene	4.0	2.0		µg/L	1	8/1/2013 4:23:55 AM	R12327
1-Methylnaphthalene	5.8	4.0		µg/L	1	8/1/2013 4:23:55 AM	R12327
2-Methylnaphthalene	4.9	4.0		µg/L	1	8/1/2013 4:23:55 AM	R12327
Acetone	ND	10		µg/L	1	8/1/2013 4:23:55 AM	R12327
Bromobenzene	ND	1.0		µg/L	1	8/1/2013 4:23:55 AM	R12327
Bromodichloromethane	ND	1.0		µg/L	1	8/1/2013 4:23:55 AM	R12327
Bromoform	ND	1.0		µg/L	1	8/1/2013 4:23:55 AM	R12327
Bromomethane	ND	3.0		µg/L	1	8/1/2013 4:23:55 AM	R12327
2-Butanone	ND	10		µg/L	1	8/1/2013 4:23:55 AM	R12327
Carbon disulfide	ND	10		µg/L	1	8/1/2013 4:23:55 AM	R12327
Carbon Tetrachloride	ND	1.0		µg/L	1	8/1/2013 4:23:55 AM	R12327
Chlorobenzene	ND	1.0		µg/L	1	8/1/2013 4:23:55 AM	R12327
Chloroethane	ND	2.0		µg/L	1	8/1/2013 4:23:55 AM	R12327
Chloroform	ND	1.0		µg/L	1	8/1/2013 4:23:55 AM	R12327
Chloromethane	ND	3.0		µg/L	1	8/1/2013 4:23:55 AM	R12327
2-Chlorotoluene	ND	1.0		µg/L	1	8/1/2013 4:23:55 AM	R12327
4-Chlorotoluene	ND	1.0		µg/L	1	8/1/2013 4:23:55 AM	R12327
cis-1,2-DCE	2.2	1.0		µg/L	1	8/1/2013 4:23:55 AM	R12327
cis-1,3-Dichloropropene	ND	1.0		µg/L	1	8/1/2013 4:23:55 AM	R12327
1,2-Dibromo-3-chloropropane	ND	2.0		µg/L	1	8/1/2013 4:23:55 AM	R12327
Dibromochloromethane	ND	1.0		µg/L	1	8/1/2013 4:23:55 AM	R12327
Dibromomethane	ND	1.0		µg/L	1	8/1/2013 4:23:55 AM	R12327

Refer to the QC Summary report and sample login checklist for flagged QC data and preservation information.

Qualifiers:

*	Value exceeds Maximum Contaminant Level.	B	Analyte detected in the associated Method Blank
E	Value above quantitation range	H	Holding times for preparation or analysis exceeded
J	Analyte detected below quantitation limits	ND	Not Detected at the Reporting Limit
O	RSD is greater than RSDlimit	P	Sample pH greater than 2 for VOA and TOC only.
R	RPD outside accepted recovery limits	RL	Reporting Detection Limit

Hall Environmental Analysis Laboratory, Inc.

CLIENT: Cypress Engineering
Project: TWP Laguna Sta 6
Lab ID: 1307C25-026 **Matrix:** AQUEOUS

Client Sample ID: 6-09 Dup
Collection Date: 7/25/2013 3:35:00 PM
Received Date: 7/26/2013 11:00:00 AM

Analyses	Result	RL	Qual	Units	DF	Date Analyzed	Batch
EPA METHOD 8260B: VOLATILES						Analyst:	**DJF**
1,2-Dichlorobenzene	ND	1.0		µg/L	1	8/1/2013 4:23:55 AM	R12327
1,3-Dichlorobenzene	ND	1.0		µg/L	1	8/1/2013 4:23:55 AM	R12327
1,4-Dichlorobenzene	ND	1.0		µg/L	1	8/1/2013 4:23:55 AM	R12327
Dichlorodifluoromethane	ND	1.0		µg/L	1	8/1/2013 4:23:55 AM	R12327
1,1-Dichloroethane	140	10		µg/L	10	8/1/2013 3:52:00 AM	R12327
1,1-Dichloroethene	76	1.0		µg/L	1	8/1/2013 4:23:55 AM	R12327
1,2-Dichloropropane	ND	1.0		µg/L	1	8/1/2013 4:23:55 AM	R12327
1,3-Dichloropropane	ND	1.0		µg/L	1	8/1/2013 4:23:55 AM	R12327
2,2-Dichloropropane	ND	2.0		µg/L	1	8/1/2013 4:23:55 AM	R12327
1,1-Dichloropropene	ND	1.0		µg/L	1	8/1/2013 4:23:55 AM	R12327
Hexachlorobutadiene	ND	1.0		µg/L	1	8/1/2013 4:23:55 AM	R12327
2-Hexanone	ND	10		µg/L	1	8/1/2013 4:23:55 AM	R12327
Isopropylbenzene	1.1	1.0		µg/L	1	8/1/2013 4:23:55 AM	R12327
4-Isopropyltoluene	ND	1.0		µg/L	1	8/1/2013 4:23:55 AM	R12327
4-Methyl-2-pentanone	ND	10		µg/L	1	8/1/2013 4:23:55 AM	R12327
Methylene Chloride	ND	3.0		µg/L	1	8/1/2013 4:23:55 AM	R12327
n-Butylbenzene	ND	3.0		µg/L	1	8/1/2013 4:23:55 AM	R12327
n-Propylbenzene	1.3	1.0		µg/L	1	8/1/2013 4:23:55 AM	R12327
sec-Butylbenzene	ND	1.0		µg/L	1	8/1/2013 4:23:55 AM	R12327
Styrene	ND	1.0		µg/L	1	8/1/2013 4:23:55 AM	R12327
tert-Butylbenzene	ND	1.0		µg/L	1	8/1/2013 4:23:55 AM	R12327
1,1,1,2-Tetrachloroethane	ND	1.0		µg/L	1	8/1/2013 4:23:55 AM	R12327
1,1,2,2-Tetrachloroethane	ND	2.0		µg/L	1	8/1/2013 4:23:55 AM	R12327
Tetrachloroethene (PCE)	ND	1.0		µg/L	1	8/1/2013 4:23:55 AM	R12327
trans-1,2-DCE	ND	1.0		µg/L	1	8/1/2013 4:23:55 AM	R12327
trans-1,3-Dichloropropene	ND	1.0		µg/L	1	8/1/2013 4:23:55 AM	R12327
1,2,3-Trichlorobenzene	ND	1.0		µg/L	1	8/1/2013 4:23:55 AM	R12327
1,2,4-Trichlorobenzene	ND	1.0		µg/L	1	8/1/2013 4:23:55 AM	R12327
1,1,1-Trichloroethane	ND	1.0		µg/L	1	8/1/2013 4:23:55 AM	R12327
1,1,2-Trichloroethane	ND	1.0		µg/L	1	8/1/2013 4:23:55 AM	R12327
Trichloroethene (TCE)	ND	1.0		µg/L	1	8/1/2013 4:23:55 AM	R12327
Trichlorofluoromethane	ND	1.0		µg/L	1	8/1/2013 4:23:55 AM	R12327
1,2,3-Trichloropropane	ND	2.0		µg/L	1	8/1/2013 4:23:55 AM	R12327
Vinyl chloride	1.4	1.0		µg/L	1	8/1/2013 4:23:55 AM	R12327
Xylenes, Total	13	1.5		µg/L	1	8/1/2013 4:23:55 AM	R12327
Surr: 1,2-Dichloroethane-d4	94.0	70-130		%REC	1	8/1/2013 4:23:55 AM	R12327
Surr: 4-Bromofluorobenzene	89.3	70-130		%REC	1	8/1/2013 4:23:55 AM	R12327
Surr: Dibromofluoromethane	87.9	70-130		%REC	1	8/1/2013 4:23:55 AM	R12327
Surr: Toluene-d8	102	70-130		%REC	1	8/1/2013 4:23:55 AM	R12327

Refer to the QC Summary report and sample login checklist for flagged QC data and preservation information.

Qualifiers:

*	Value exceeds Maximum Contaminant Level.	B	Analyte detected in the associated Method Blank
E	Value above quantitation range	H	Holding times for preparation or analysis exceeded
J	Analyte detected below quantitation limits	ND	Not Detected at the Reporting Limit
O	RSD is greater than RSDlimit	P	Sample pH greater than 2 for VOA and TOC only.
R	RPD outside accepted recovery limits	RL	Reporting Detection Limit

QC SUMMARY REPORT

WO#: **1307B32**

Hall Environmental Analysis Laboratory, Inc.

31-Jul-13

Client: Cypress Engineering
Project: TWP Laguna Sta 6

Sample ID **MB-8583** SampType: **MBLK** TestCode: **EPA Method 8082: PCB's**
Client ID: **PBW** Batch ID: **8583** RunNo: **12256**
Prep Date: **7/26/2013** Analysis Date: **7/29/2013** SeqNo: **348530** Units: **µg/L**

Analyte	Result	PQL	SPK value	SPK Ref Val	%REC	LowLimit	HighLimit	%RPD	RPDLimit	Qual
Aroclor 1016	ND	1.0								
Aroclor 1221	ND	1.0								
Aroclor 1232	ND	1.0								
Aroclor 1242	ND	1.0								
Aroclor 1248	ND	1.0								
Aroclor 1254	ND	1.0								
Aroclor 1260	ND	1.0								
Surr: Decachlorobiphenyl	1.7		2.500		69.2	23.9	124			
Surr: Tetrachloro-m-xylene	1.4		2.500		56.8	28.1	139			

Sample ID **LCS-8583** SampType: **LCS** TestCode: **EPA Method 8082: PCB's**
Client ID: **LCSW** Batch ID: **8583** RunNo: **12256**
Prep Date: **7/26/2013** Analysis Date: **7/29/2013** SeqNo: **348531** Units: **µg/L**

Analyte	Result	PQL	SPK value	SPK Ref Val	%REC	LowLimit	HighLimit	%RPD	RPDLimit	Qual
Aroclor 1016	2.6	1.0	5.000	0	51.6	18.6	134			
Aroclor 1260	4.1	1.0	5.000	0	82.2	35.7	137			
Surr: Decachlorobiphenyl	1.9		2.500		77.2	23.9	124			
Surr: Tetrachloro-m-xylene	1.5		2.500		61.2	28.1	139			

Sample ID **MB-8618** SampType: **MBLK** TestCode: **EPA Method 8082: PCB's**
Client ID: **PBW** Batch ID: **8618** RunNo: **12256**
Prep Date: **7/30/2013** Analysis Date: **7/30/2013** SeqNo: **349888** Units: **%REC**

Analyte	Result	PQL	SPK value	SPK Ref Val	%REC	LowLimit	HighLimit	%RPD	RPDLimit	Qual
Surr: Decachlorobiphenyl	2.2		2.500		88.4	23.9	124			
Surr: Tetrachloro-m-xylene	2.0		2.500		78.0	28.1	139			

Sample ID **LCS-8618** SampType: **LCS** TestCode: **EPA Method 8082: PCB's**
Client ID: **LCSW** Batch ID: **8618** RunNo: **12256**
Prep Date: **7/30/2013** Analysis Date: **7/30/2013** SeqNo: **349890** Units: **%REC**

Analyte	Result	PQL	SPK value	SPK Ref Val	%REC	LowLimit	HighLimit	%RPD	RPDLimit	Qual
Surr: Decachlorobiphenyl	2.1		2.500		83.6	23.9	124			
Surr: Tetrachloro-m-xylene	1.8		2.500		72.8	28.1	139			

Sample ID **LCSD-8618** SampType: **LCSD** TestCode: **EPA Method 8082: PCB's**
Client ID: **LCSS02** Batch ID: **8618** RunNo: **12256**
Prep Date: **7/30/2013** Analysis Date: **7/30/2013** SeqNo: **349891** Units: **%REC**

Analyte	Result	PQL	SPK value	SPK Ref Val	%REC	LowLimit	HighLimit	%RPD	RPDLimit	Qual

Qualifiers:

- * Value exceeds Maximum Contaminant Level.
- E Value above quantitation range
- J Analyte detected below quantitation limits
- O RSD is greater than RSDlimit
- R RPD outside accepted recovery limits
- B Analyte detected in the associated Method Blank
- H Holding times for preparation or analysis exceeded
- ND Not Detected at the Reporting Limit
- P Sample pH greater than 2 for VOA and TOC only.
- RL Reporting Detection Limit

QC SUMMARY REPORT

WO#: **1307B32**

Hall Environmental Analysis Laboratory, Inc.

31-Jul-13

Client: Cypress Engineering
Project: TWP Laguna Sta 6

Sample ID **LCSD-8618**	SampType: **LCSD**	TestCode: **EPA Method 8082: PCB's**	
Client ID: **LCSS02**	Batch ID: **8618**	RunNo: **12256**	
Prep Date: **7/30/2013**	Analysis Date: **7/30/2013**	SeqNo: **349891**	Units: **%REC**

Analyte	Result	PQL	SPK value	SPK Ref Val	%REC	LowLimit	HighLimit	%RPD	RPDLimit	Qual
Surr: Decachlorobiphenyl	2.1		2.500		85.2	23.9	124	0	0	
Surr: Tetrachloro-m-xylene	1.9		2.500		74.8	28.1	139	0	0	

Qualifiers:

- * Value exceeds Maximum Contaminant Level.
- E Value above quantitation range
- J Analyte detected below quantitation limits
- O RSD is greater than RSDlimit
- R RPD outside accepted recovery limits
- B Analyte detected in the associated Method Blank
- H Holding times for preparation or analysis exceeded
- ND Not Detected at the Reporting Limit
- P Sample pH greater than 2 for VOA and TOC only.
- RL Reporting Detection Limit

QC SUMMARY REPORT

Hall Environmental Analysis Laboratory, Inc.

WO#: **1307B32**

31-Jul-13

Client: Cypress Engineering

Project: TWP Laguna Sta 6

Sample ID **5ml rb**	SampType: **MBLK**	TestCode: **EPA Method 8260B: VOLATILES**	
Client ID: **PBW**	Batch ID: **R12205**	RunNo: **12205**	
Prep Date:	Analysis Date: **7/25/2013**	SeqNo: **347111**	Units: **µg/L**

Analyte	Result	PQL	SPK value	SPK Ref Val	%REC	LowLimit	HighLimit	%RPD	RPDLimit	Qual
Benzene	ND	1.0								
Toluene	ND	1.0								
Ethylbenzene	ND	1.0								
Methyl tert-butyl ether (MTBE)	ND	1.0								
1,2,4-Trimethylbenzene	ND	1.0								
1,3,5-Trimethylbenzene	ND	1.0								
1,2-Dichloroethane (EDC)	ND	1.0								
1,2-Dibromoethane (EDB)	ND	1.0								
Naphthalene	ND	2.0								
1-Methylnaphthalene	ND	4.0								
2-Methylnaphthalene	ND	4.0								
Acetone	ND	10								
Bromobenzene	ND	1.0								
Bromodichloromethane	ND	1.0								
Bromoform	ND	1.0								
Bromomethane	ND	3.0								
2-Butanone	ND	10								
Carbon disulfide	ND	10								
Carbon Tetrachloride	ND	1.0								
Chlorobenzene	ND	1.0								
Chloroethane	ND	2.0								
Chloroform	ND	1.0								
Chloromethane	ND	3.0								
2-Chlorotoluene	ND	1.0								
4-Chlorotoluene	ND	1.0								
cis-1,2-DCE	ND	1.0								
cis-1,3-Dichloropropene	ND	1.0								
1,2-Dibromo-3-chloropropane	ND	2.0								
Dibromochloromethane	ND	1.0								
Dibromomethane	ND	1.0								
1,2-Dichlorobenzene	ND	1.0								
1,3-Dichlorobenzene	ND	1.0								
1,4-Dichlorobenzene	ND	1.0								
Dichlorodifluoromethane	ND	1.0								
1,1-Dichloroethane	ND	1.0								
1,1-Dichloroethene	ND	1.0								
1,2-Dichloropropane	ND	1.0								
1,3-Dichloropropane	ND	1.0								
2,2-Dichloropropane	ND	2.0								
1,1-Dichloropropene	ND	1.0								

Qualifiers:

*	Value exceeds Maximum Contaminant Level.	B	Analyte detected in the associated Method Blank
E	Value above quantitation range	H	Holding times for preparation or analysis exceeded
J	Analyte detected below quantitation limits	ND	Not Detected at the Reporting Limit
O	RSD is greater than RSDlimit	P	Sample pH greater than 2 for VOA and TOC only.
R	RPD outside accepted recovery limits	RL	Reporting Detection Limit

QC SUMMARY REPORT

Hall Environmental Analysis Laboratory, Inc.

WO#: **1307B32**

31-Jul-13

Client: Cypress Engineering
Project: TWP Laguna Sta 6

Sample ID **5ml rb** SampType: **MBLK** TestCode: **EPA Method 8260B: VOLATILES**
Client ID: **PBW** Batch ID: **R12205** RunNo: **12205**
Prep Date: Analysis Date: **7/25/2013** SeqNo: **347111** Units: **µg/L**

Analyte	Result	PQL	SPK value	SPK Ref Val	%REC	LowLimit	HighLimit	%RPD	RPDLimit	Qual
Hexachlorobutadiene	ND	1.0								
2-Hexanone	ND	10								
Isopropylbenzene	ND	1.0								
4-Isopropyltoluene	ND	1.0								
4-Methyl-2-pentanone	ND	10								
Methylene Chloride	ND	3.0								
n-Butylbenzene	ND	3.0								
n-Propylbenzene	ND	1.0								
sec-Butylbenzene	ND	1.0								
Styrene	ND	1.0								
tert-Butylbenzene	ND	1.0								
1,1,1,2-Tetrachloroethane	ND	1.0								
1,1,2,2-Tetrachloroethane	ND	2.0								
Tetrachloroethene (PCE)	ND	1.0								
trans-1,2-DCE	ND	1.0								
trans-1,3-Dichloropropene	ND	1.0								
1,2,3-Trichlorobenzene	ND	1.0								
1,2,4-Trichlorobenzene	ND	1.0								
1,1,1-Trichloroethane	ND	1.0								
1,1,2-Trichloroethane	ND	1.0								
Trichloroethene (TCE)	ND	1.0								
Trichlorofluoromethane	ND	1.0								
1,2,3-Trichloropropane	ND	2.0								
Vinyl chloride	ND	1.0								
Xylenes, Total	ND	1.5								
Surr: 1,2-Dichloroethane-d4	9.0		10.00		90.3	70	130			
Surr: 4-Bromofluorobenzene	9.8		10.00		97.5	70	130			
Surr: Dibromofluoromethane	9.2		10.00		92.2	70	130			
Surr: Toluene-d8	9.5		10.00		95.1	70	130			

Sample ID **100ng lcs** SampType: **LCS** TestCode: **EPA Method 8260B: VOLATILES**
Client ID: **LCSW** Batch ID: **R12205** RunNo: **12205**
Prep Date: Analysis Date: **7/25/2013** SeqNo: **347113** Units: **µg/L**

Analyte	Result	PQL	SPK value	SPK Ref Val	%REC	LowLimit	HighLimit	%RPD	RPDLimit	Qual
Benzene	22	1.0	20.00	0	109	70	130			
Toluene	20	1.0	20.00	0	100	80	120			
Chlorobenzene	19	1.0	20.00	0	96.7	70	130			
1,1-Dichloroethene	26	1.0	20.00	0	128	85.8	133			
Trichloroethene (TCE)	20	1.0	20.00	0	98.4	70	130			

Qualifiers:

- * Value exceeds Maximum Contaminant Level.
- E Value above quantitation range
- J Analyte detected below quantitation limits
- O RSD is greater than RSDlimit
- R RPD outside accepted recovery limits
- B Analyte detected in the associated Method Blank
- H Holding times for preparation or analysis exceeded
- ND Not Detected at the Reporting Limit
- P Sample pH greater than 2 for VOA and TOC only.
- RL Reporting Detection Limit

QC SUMMARY REPORT

WO#: **1307B32**

Hall Environmental Analysis Laboratory, Inc.

31-Jul-13

Client: Cypress Engineering
Project: TWP Laguna Sta 6

Sample ID **100ng lcs** SampType: **LCS** TestCode: **EPA Method 8260B: VOLATILES**
Client ID: **LCSW** Batch ID: **R12205** RunNo: **12205**
Prep Date: Analysis Date: **7/25/2013** SeqNo: **347113** Units: **µg/L**

Analyte	Result	PQL	SPK value	SPK Ref Val	%REC	LowLimit	HighLimit	%RPD	RPDLimit	Qual
Surr: 1,2-Dichloroethane-d4	9.6		10.00		95.7	70	130			
Surr: 4-Bromofluorobenzene	9.3		10.00		93.1	70	130			
Surr: Dibromofluoromethane	8.7		10.00		86.9	70	130			
Surr: Toluene-d8	9.5		10.00		94.8	70	130			

Sample ID **5ml rb** SampType: **MBLK** TestCode: **EPA Method 8260B: VOLATILES**
Client ID: **PBW** Batch ID: **R12231** RunNo: **12231**
Prep Date: Analysis Date: **7/26/2013** SeqNo: **347734** Units: **µg/L**

Analyte	Result	PQL	SPK value	SPK Ref Val	%REC	LowLimit	HighLimit	%RPD	RPDLimit	Qual
Benzene	ND	1.0								
Toluene	ND	1.0								
Ethylbenzene	ND	1.0								
Methyl tert-butyl ether (MTBE)	ND	1.0								
1,2,4-Trimethylbenzene	ND	1.0								
1,3,5-Trimethylbenzene	ND	1.0								
1,2-Dichloroethane (EDC)	ND	1.0								
1,2-Dibromoethane (EDB)	ND	1.0								
Naphthalene	ND	2.0								
1-Methylnaphthalene	ND	4.0								
2-Methylnaphthalene	ND	4.0								
Acetone	ND	10								
Bromobenzene	ND	1.0								
Bromodichloromethane	ND	1.0								
Bromoform	ND	1.0								
Bromomethane	ND	3.0								
2-Butanone	ND	10								
Carbon disulfide	ND	10								
Carbon Tetrachloride	ND	1.0								
Chlorobenzene	ND	1.0								
Chloroethane	ND	2.0								
Chloroform	ND	1.0								
Chloromethane	ND	3.0								
2-Chlorotoluene	ND	1.0								
4-Chlorotoluene	ND	1.0								
cis-1,2-DCE	ND	1.0								
cis-1,3-Dichloropropene	ND	1.0								
1,2-Dibromo-3-chloropropane	ND	2.0								
Dibromochloromethane	ND	1.0								
Dibromomethane	ND	1.0								

Qualifiers:

*	Value exceeds Maximum Contaminant Level.	B	Analyte detected in the associated Method Blank
E	Value above quantitation range	H	Holding times for preparation or analysis exceeded
J	Analyte detected below quantitation limits	ND	Not Detected at the Reporting Limit
O	RSD is greater than RSDlimit	P	Sample pH greater than 2 for VOA and TOC only.
R	RPD outside accepted recovery limits	RL	Reporting Detection Limit

QC SUMMARY REPORT

WO#: **1307B32**

Hall Environmental Analysis Laboratory, Inc.

31-Jul-13

Client: Cypress Engineering
Project: TWP Laguna Sta 6

Sample ID **5ml rb**	SampType: **MBLK**	TestCode: **EPA Method 8260B: VOLATILES**	
Client ID: **PBW**	Batch ID: **R12231**	RunNo: **12231**	
Prep Date:	Analysis Date: **7/26/2013**	SeqNo: **347734**	Units: **µg/L**

Analyte	Result	PQL	SPK value	SPK Ref Val	%REC	LowLimit	HighLimit	%RPD	RPDLimit	Qual
1,2-Dichlorobenzene	ND	1.0								
1,3-Dichlorobenzene	ND	1.0								
1,4-Dichlorobenzene	ND	1.0								
Dichlorodifluoromethane	ND	1.0								
1,1-Dichloroethane	ND	1.0								
1,1-Dichloroethene	ND	1.0								
1,2-Dichloropropane	ND	1.0								
1,3-Dichloropropane	ND	1.0								
2,2-Dichloropropane	ND	2.0								
1,1-Dichloropropene	ND	1.0								
Hexachlorobutadiene	ND	1.0								
2-Hexanone	ND	10								
Isopropylbenzene	ND	1.0								
4-Isopropyltoluene	ND	1.0								
4-Methyl-2-pentanone	ND	10								
Methylene Chloride	ND	3.0								
n-Butylbenzene	ND	3.0								
n-Propylbenzene	ND	1.0								
sec-Butylbenzene	ND	1.0								
Styrene	ND	1.0								
tert-Butylbenzene	ND	1.0								
1,1,1,2-Tetrachloroethane	ND	1.0								
1,1,2,2-Tetrachloroethane	ND	2.0								
Tetrachloroethene (PCE)	ND	1.0								
trans-1,2-DCE	ND	1.0								
trans-1,3-Dichloropropene	ND	1.0								
1,2,3-Trichlorobenzene	ND	1.0								
1,2,4-Trichlorobenzene	ND	1.0								
1,1,1-Trichloroethane	ND	1.0								
1,1,2-Trichloroethane	ND	1.0								
Trichloroethene (TCE)	ND	1.0								
Trichlorofluoromethane	ND	1.0								
1,2,3-Trichloropropane	ND	2.0								
Vinyl chloride	ND	1.0								
Xylenes, Total	ND	1.5								
Surr: 1,2-Dichloroethane-d4	9.6		10.00		95.8	70	130			
Surr: 4-Bromofluorobenzene	9.7		10.00		97.2	70	130			
Surr: Dibromofluoromethane	9.1		10.00		90.8	70	130			
Surr: Toluene-d8	9.5		10.00		95.4	70	130			

Qualifiers:

*	Value exceeds Maximum Contaminant Level.	B	Analyte detected in the associated Method Blank
E	Value above quantitation range	H	Holding times for preparation or analysis exceeded
J	Analyte detected below quantitation limits	ND	Not Detected at the Reporting Limit
O	RSD is greater than RSDlimit	P	Sample pH greater than 2 for VOA and TOC only.
R	RPD outside accepted recovery limits	RL	Reporting Detection Limit

QC SUMMARY REPORT

Hall Environmental Analysis Laboratory, Inc.

WO#: **1307B32**

31-Jul-13

Client: Cypress Engineering
Project: TWP Laguna Sta 6

Sample ID **100ng lcs** SampType: **LCS** TestCode: **EPA Method 8260B: VOLATILES**
Client ID: **LCSW** Batch ID: **R12231** RunNo: **12231**
Prep Date: Analysis Date: **7/26/2013** SeqNo: **347736** Units: **µg/L**

Analyte	Result	PQL	SPK value	SPK Ref Val	%REC	LowLimit	HighLimit	%RPD	RPDLimit	Qual
Benzene	21	1.0	20.00	0	105	70	130			
Toluene	19	1.0	20.00	0	96.6	80	120			
Chlorobenzene	19	1.0	20.00	0	96.9	70	130			
1,1-Dichloroethene	26	1.0	20.00	0	132	85.8	133			
Trichloroethene (TCE)	19	1.0	20.00	0	94.6	70	130			
Surr: 1,2-Dichloroethane-d4	9.5		10.00		94.8	70	130			
Surr: 4-Bromofluorobenzene	9.6		10.00		95.8	70	130			
Surr: Dibromofluoromethane	8.3		10.00		83.0	70	130			
Surr: Toluene-d8	9.6		10.00		95.5	70	130			

Sample ID **1307b32-006ams** SampType: **MS** TestCode: **EPA Method 8260B: VOLATILES**
Client ID: **6-14** Batch ID: **R12231** RunNo: **12231**
Prep Date: Analysis Date: **7/26/2013** SeqNo: **347744** Units: **µg/L**

Analyte	Result	PQL	SPK value	SPK Ref Val	%REC	LowLimit	HighLimit	%RPD	RPDLimit	Qual
Benzene	21	1.0	20.00	1.164	102	67.9	137			
Toluene	20	1.0	20.00	0	101	77	127			
Chlorobenzene	20	1.0	20.00	0	97.9	70	130			
1,1-Dichloroethene	71	1.0	20.00	44.04	137	66.5	131			S
Trichloroethene (TCE)	21	1.0	20.00	1.044	97.5	66.3	134			
Surr: 1,2-Dichloroethane-d4	9.1		10.00		91.5	70	130			
Surr: 4-Bromofluorobenzene	9.2		10.00		92.1	70	130			
Surr: Dibromofluoromethane	8.5		10.00		84.8	70	130			
Surr: Toluene-d8	9.3		10.00		92.6	70	130			

Sample ID **1307b32-006amsd** SampType: **MSD** TestCode: **EPA Method 8260B: VOLATILES**
Client ID: **6-14** Batch ID: **R12231** RunNo: **12231**
Prep Date: Analysis Date: **7/26/2013** SeqNo: **347745** Units: **µg/L**

Analyte	Result	PQL	SPK value	SPK Ref Val	%REC	LowLimit	HighLimit	%RPD	RPDLimit	Qual
Benzene	21	1.0	20.00	1.164	99.4	67.9	137	2.12	20	
Toluene	21	1.0	20.00	0	105	77	127	3.28	20	
Chlorobenzene	20	1.0	20.00	0	102	70	130	4.22	20	
1,1-Dichloroethene	69	1.0	20.00	44.04	123	66.5	131	3.94	20	
Trichloroethene (TCE)	20	1.0	20.00	1.044	96.9	66.3	134	0.635	20	
Surr: 1,2-Dichloroethane-d4	8.9		10.00		89.2	70	130	0	0	
Surr: 4-Bromofluorobenzene	9.3		10.00		93.4	70	130	0	0	
Surr: Dibromofluoromethane	8.3		10.00		83.2	70	130	0	0	
Surr: Toluene-d8	9.6		10.00		96.4	70	130	0	0	

Qualifiers:

- * Value exceeds Maximum Contaminant Level.
- E Value above quantitation range
- J Analyte detected below quantitation limits
- O RSD is greater than RSDlimit
- R RPD outside accepted recovery limits
- B Analyte detected in the associated Method Blank
- H Holding times for preparation or analysis exceeded
- ND Not Detected at the Reporting Limit
- P Sample pH greater than 2 for VOA and TOC only.
- RL Reporting Detection Limit

QC SUMMARY REPORT

Hall Environmental Analysis Laboratory, Inc.

WO#: **1307C25**

08-Aug-13

Client: Cypress Engineering
Project: TWP Laguna Sta 6

Sample ID **MB-8583** SampType: **MBLK** TestCode: **EPA Method 8082: PCB's**
Client ID: **PBW** Batch ID: **8583** RunNo: **12256**
Prep Date: **7/26/2013** Analysis Date: **7/29/2013** SeqNo: **348530** Units: **µg/L**

Analyte	Result	PQL	SPK value	SPK Ref Val	%REC	LowLimit	HighLimit	%RPD	RPDLimit	Qual
Aroclor 1016	ND	1.0								
Aroclor 1221	ND	1.0								
Aroclor 1232	ND	1.0								
Aroclor 1242	ND	1.0								
Aroclor 1248	ND	1.0								
Aroclor 1254	ND	1.0								
Aroclor 1260	ND	1.0								
Surr: Decachlorobiphenyl	1.7		2.500		69.2	23.9	124			
Surr: Tetrachloro-m-xylene	1.4		2.500		56.8	28.1	139			

Sample ID **LCS-8583** SampType: **LCS** TestCode: **EPA Method 8082: PCB's**
Client ID: **LCSW** Batch ID: **8583** RunNo: **12256**
Prep Date: **7/26/2013** Analysis Date: **7/29/2013** SeqNo: **348531** Units: **µg/L**

Analyte	Result	PQL	SPK value	SPK Ref Val	%REC	LowLimit	HighLimit	%RPD	RPDLimit	Qual
Aroclor 1016	2.6	1.0	5.000	0	51.6	18.6	134			
Aroclor 1260	4.1	1.0	5.000	0	82.2	35.7	137			
Surr: Decachlorobiphenyl	1.9		2.500		77.2	23.9	124			
Surr: Tetrachloro-m-xylene	1.5		2.500		61.2	28.1	139			

Sample ID **MB-8618** SampType: **MBLK** TestCode: **EPA Method 8082: PCB's**
Client ID: **PBW** Batch ID: **8618** RunNo: **12256**
Prep Date: **7/30/2013** Analysis Date: **7/30/2013** SeqNo: **349888** Units: **µg/L**

Analyte	Result	PQL	SPK value	SPK Ref Val	%REC	LowLimit	HighLimit	%RPD	RPDLimit	Qual
Aroclor 1016	ND	1.0								
Aroclor 1221	ND	1.0								
Aroclor 1232	ND	1.0								
Aroclor 1242	ND	1.0								
Aroclor 1248	ND	1.0								
Aroclor 1254	ND	1.0								
Aroclor 1260	ND	1.0								
Surr: Decachlorobiphenyl	2.2		2.500		88.4	23.9	124			
Surr: Tetrachloro-m-xylene	2.0		2.500		78.0	28.1	139			

Sample ID **LCS-8618** SampType: **LCS** TestCode: **EPA Method 8082: PCB's**
Client ID: **LCSW** Batch ID: **8618** RunNo: **12256**
Prep Date: **7/30/2013** Analysis Date: **7/30/2013** SeqNo: **349890** Units: **µg/L**

Analyte	Result	PQL	SPK value	SPK Ref Val	%REC	LowLimit	HighLimit	%RPD	RPDLimit	Qual
Aroclor 1016	3.5	1.0	5.000	0	69.5	18.6	134			

Qualifiers:

- * Value exceeds Maximum Contaminant Level.
- E Value above quantitation range
- J Analyte detected below quantitation limits
- O RSD is greater than RSDlimit
- R RPD outside accepted recovery limits
- B Analyte detected in the associated Method Blank
- H Holding times for preparation or analysis exceeded
- ND Not Detected at the Reporting Limit
- P Sample pH greater than 2 for VOA and TOC only.
- RL Reporting Detection Limit

QC SUMMARY REPORT

WO#: **1307C25**

Hall Environmental Analysis Laboratory, Inc.

08-Aug-13

Client: Cypress Engineering
Project: TWP Laguna Sta 6

Sample ID **LCS-8618** SampType: **LCS** TestCode: **EPA Method 8082: PCB's**
Client ID: **LCSW** Batch ID: **8618** RunNo: **12256**
Prep Date: **7/30/2013** Analysis Date: **7/30/2013** SeqNo: **349890** Units: **µg/L**

Analyte	Result	PQL	SPK value	SPK Ref Val	%REC	LowLimit	HighLimit	%RPD	RPDLimit	Qual
Aroclor 1260	5.2	1.0	5.000	0	104	35.7	137			
Surr: Decachlorobiphenyl	2.1		2.500		83.6	23.9	124			
Surr: Tetrachloro-m-xylene	1.8		2.500		72.8	28.1	139			

Sample ID **LCSD-8618** SampType: **LCSD** TestCode: **EPA Method 8082: PCB's**
Client ID: **LCSS02** Batch ID: **8618** RunNo: **12256**
Prep Date: **7/30/2013** Analysis Date: **7/30/2013** SeqNo: **349891** Units: **µg/L**

Analyte	Result	PQL	SPK value	SPK Ref Val	%REC	LowLimit	HighLimit	%RPD	RPDLimit	Qual
Aroclor 1016	3.5	1.0	5.000	0	70.6	18.6	134	1.54	26.9	
Aroclor 1260	5.3	1.0	5.000	0	106	35.7	137	2.06	29.1	
Surr: Decachlorobiphenyl	2.1		2.500		85.2	23.9	124	0	0	
Surr: Tetrachloro-m-xylene	1.9		2.500		74.8	28.1	139	0	0	

Qualifiers:

- * Value exceeds Maximum Contaminant Level.
- E Value above quantitation range
- J Analyte detected below quantitation limits
- O RSD is greater than RSDlimit
- R RPD outside accepted recovery limits
- B Analyte detected in the associated Method Blank
- H Holding times for preparation or analysis exceeded
- ND Not Detected at the Reporting Limit
- P Sample pH greater than 2 for VOA and TOC only.
- RL Reporting Detection Limit

QC SUMMARY REPORT

WO#: **1307C25**

Hall Environmental Analysis Laboratory, Inc.

08-Aug-13

Client: Cypress Engineering
Project: TWP Laguna Sta 6

Sample ID **100ng lcs** SampType: **LCS** TestCode: **EPA Method 8260B: VOLATILES**
Client ID: **LCSW** Batch ID: **R12295** RunNo: **12295**
Prep Date: Analysis Date: **7/30/2013** SeqNo: **349629** Units: **µg/L**

Analyte	Result	PQL	SPK value	SPK Ref Val	%REC	LowLimit	HighLimit	%RPD	RPDLimit	Qual
Benzene	21	1.0	20.00	0	104	70	130			
Toluene	22	1.0	20.00	0	108	80	120			
Chlorobenzene	21	1.0	20.00	0	105	70	130			
1,1-Dichloroethene	25	1.0	20.00	0	127	85.8	133			
Trichloroethene (TCE)	19	1.0	20.00	0	97.0	70	130			
Surr: 1,2-Dichloroethane-d4	9.5		10.00		95.1	70	130			
Surr: 4-Bromofluorobenzene	8.6		10.00		86.3	70	130			
Surr: Dibromofluoromethane	7.8		10.00		77.9	70	130			
Surr: Toluene-d8	9.7		10.00		97.0	70	130			

Sample ID **5ml rb** SampType: **MBLK** TestCode: **EPA Method 8260B: VOLATILES**
Client ID: **PBW** Batch ID: **R12327** RunNo: **12327**
Prep Date: Analysis Date: **7/31/2013** SeqNo: **350703** Units: **µg/L**

Analyte	Result	PQL	SPK value	SPK Ref Val	%REC	LowLimit	HighLimit	%RPD	RPDLimit	Qual
Benzene	ND	1.0								
Toluene	ND	1.0								
Ethylbenzene	ND	1.0								
Methyl tert-butyl ether (MTBE)	ND	1.0								
1,2,4-Trimethylbenzene	ND	1.0								
1,3,5-Trimethylbenzene	ND	1.0								
1,2-Dichloroethane (EDC)	ND	1.0								
1,2-Dibromoethane (EDB)	ND	1.0								
Naphthalene	ND	2.0								
1-Methylnaphthalene	ND	4.0								
2-Methylnaphthalene	ND	4.0								
Acetone	ND	10								
Bromobenzene	ND	1.0								
Bromodichloromethane	ND	1.0								
Bromoform	ND	1.0								
Bromomethane	ND	3.0								
2-Butanone	ND	10								
Carbon disulfide	ND	10								
Carbon Tetrachloride	ND	1.0								
Chlorobenzene	ND	1.0								
Chloroethane	ND	2.0								
Chloroform	ND	1.0								
Chloromethane	ND	3.0								
2-Chlorotoluene	ND	1.0								
4-Chlorotoluene	ND	1.0								

Qualifiers:

- * Value exceeds Maximum Contaminant Level.
- E Value above quantitation range
- J Analyte detected below quantitation limits
- O RSD is greater than RSDlimit
- R RPD outside accepted recovery limits
- B Analyte detected in the associated Method Blank
- H Holding times for preparation or analysis exceeded
- ND Not Detected at the Reporting Limit
- P Sample pH greater than 2 for VOA and TOC only.
- RL Reporting Detection Limit

QC SUMMARY REPORT

Hall Environmental Analysis Laboratory, Inc.

WO#: **1307C25**

08-Aug-13

Client: Cypress Engineering
Project: TWP Laguna Sta 6

Sample ID **5ml rb**	SampType: **MBLK**	TestCode: **EPA Method 8260B: VOLATILES**	
Client ID: **PBW**	Batch ID: **R12327**	RunNo: **12327**	
Prep Date:	Analysis Date: **7/31/2013**	SeqNo: **350703**	Units: **µg/L**

Analyte	Result	PQL	SPK value	SPK Ref Val	%REC	LowLimit	HighLimit	%RPD	RPDLimit	Qual
cis-1,2-DCE	ND	1.0								
cis-1,3-Dichloropropene	ND	1.0								
1,2-Dibromo-3-chloropropane	ND	2.0								
Dibromochloromethane	ND	1.0								
Dibromomethane	ND	1.0								
1,2-Dichlorobenzene	ND	1.0								
1,3-Dichlorobenzene	ND	1.0								
1,4-Dichlorobenzene	ND	1.0								
Dichlorodifluoromethane	ND	1.0								
1,1-Dichloroethane	ND	1.0								
1,1-Dichloroethene	ND	1.0								
1,2-Dichloropropane	ND	1.0								
1,3-Dichloropropane	ND	1.0								
2,2-Dichloropropane	ND	2.0								
1,1-Dichloropropene	ND	1.0								
Hexachlorobutadiene	ND	1.0								
2-Hexanone	ND	10								
Isopropylbenzene	ND	1.0								
4-Isopropyltoluene	ND	1.0								
4-Methyl-2-pentanone	ND	10								
Methylene Chloride	ND	3.0								
n-Butylbenzene	ND	3.0								
n-Propylbenzene	ND	1.0								
sec-Butylbenzene	ND	1.0								
Styrene	ND	1.0								
tert-Butylbenzene	ND	1.0								
1,1,1,2-Tetrachloroethane	ND	1.0								
1,1,2,2-Tetrachloroethane	ND	2.0								
Tetrachloroethene (PCE)	ND	1.0								
trans-1,2-DCE	ND	1.0								
trans-1,3-Dichloropropene	ND	1.0								
1,2,3-Trichlorobenzene	ND	1.0								
1,2,4-Trichlorobenzene	ND	1.0								
1,1,1-Trichloroethane	ND	1.0								
1,1,2-Trichloroethane	ND	1.0								
Trichloroethene (TCE)	ND	1.0								
Trichlorofluoromethane	ND	1.0								
1,2,3-Trichloropropane	ND	2.0								
Vinyl chloride	ND	1.0								
Xylenes, Total	ND	1.5								

Qualifiers:

*	Value exceeds Maximum Contaminant Level.	B	Analyte detected in the associated Method Blank
E	Value above quantitation range	H	Holding times for preparation or analysis exceeded
J	Analyte detected below quantitation limits	ND	Not Detected at the Reporting Limit
O	RSD is greater than RSDlimit	P	Sample pH greater than 2 for VOA and TOC only.
R	RPD outside accepted recovery limits	RL	Reporting Detection Limit

QC SUMMARY REPORT

Hall Environmental Analysis Laboratory, Inc.

WO#: **1307C25**

08-Aug-13

Client: Cypress Engineering
Project: TWP Laguna Sta 6

Sample ID **5ml rb** SampType: **MBLK** TestCode: **EPA Method 8260B: VOLATILES**
Client ID: **PBW** Batch ID: **R12327** RunNo: **12327**
Prep Date: Analysis Date: **7/31/2013** SeqNo: **350703** Units: **µg/L**

Analyte	Result	PQL	SPK value	SPK Ref Val	%REC	LowLimit	HighLimit	%RPD	RPDLimit	Qual
Surr: 1,2-Dichloroethane-d4	10		10.00		102	70	130			
Surr: 4-Bromofluorobenzene	9.0		10.00		90.4	70	130			
Surr: Dibromofluoromethane	9.0		10.00		90.2	70	130			
Surr: Toluene-d8	10		10.00		101	70	130			

Sample ID **100ng lcs** SampType: **LCS** TestCode: **EPA Method 8260B: VOLATILES**
Client ID: **LCSW** Batch ID: **R12327** RunNo: **12327**
Prep Date: Analysis Date: **7/31/2013** SeqNo: **350706** Units: **µg/L**

Analyte	Result	PQL	SPK value	SPK Ref Val	%REC	LowLimit	HighLimit	%RPD	RPDLimit	Qual
Benzene	22	1.0	20.00	0	108	70	130			
Toluene	22	1.0	20.00	0	108	80	120			
Chlorobenzene	22	1.0	20.00	0	108	70	130			
1,1-Dichloroethene	25	1.0	20.00	0	125	85.8	133			
Trichloroethene (TCE)	19	1.0	20.00	0	95.3	70	130			
Surr: 1,2-Dichloroethane-d4	9.7		10.00		96.6	70	130			
Surr: 4-Bromofluorobenzene	8.5		10.00		85.2	70	130			
Surr: Dibromofluoromethane	7.7		10.00		76.6	70	130			
Surr: Toluene-d8	10		10.00		104	70	130			

Sample ID **1307c25-010ams** SampType: **MS** TestCode: **EPA Method 8260B: VOLATILES**
Client ID: **6-40** Batch ID: **R12327** RunNo: **12327**
Prep Date: Analysis Date: **7/31/2013** SeqNo: **350713** Units: **µg/L**

Analyte	Result	PQL	SPK value	SPK Ref Val	%REC	LowLimit	HighLimit	%RPD	RPDLimit	Qual
Benzene	22	1.0	20.00	1.594	101	67.9	137			
Toluene	22	1.0	20.00	0	109	77	127			
Chlorobenzene	21	1.0	20.00	0	104	70	130			
1,1-Dichloroethene	87	1.0	20.00	71.05	78.7	66.5	131			
Trichloroethene (TCE)	20	1.0	20.00	1.742	89.7	66.3	134			
Surr: 1,2-Dichloroethane-d4	9.2		10.00		92.1	70	130			
Surr: 4-Bromofluorobenzene	8.5		10.00		84.9	70	130			
Surr: Dibromofluoromethane	7.4		10.00		73.7	70	130			
Surr: Toluene-d8	10		10.00		104	70	130			

Sample ID **1307c25-010amsd** SampType: **MSD** TestCode: **EPA Method 8260B: VOLATILES**
Client ID: **6-40** Batch ID: **R12327** RunNo: **12327**
Prep Date: Analysis Date: **7/31/2013** SeqNo: **350714** Units: **µg/L**

Analyte	Result	PQL	SPK value	SPK Ref Val	%REC	LowLimit	HighLimit	%RPD	RPDLimit	Qual
Benzene	20	1.0	20.00	1.594	91.0	67.9	137	9.64	20	

Qualifiers:

- * Value exceeds Maximum Contaminant Level.
- E Value above quantitation range
- J Analyte detected below quantitation limits
- O RSD is greater than RSDlimit
- R RPD outside accepted recovery limits
- B Analyte detected in the associated Method Blank
- H Holding times for preparation or analysis exceeded
- ND Not Detected at the Reporting Limit
- P Sample pH greater than 2 for VOA and TOC only.
- RL Reporting Detection Limit

QC SUMMARY REPORT

Hall Environmental Analysis Laboratory, Inc.

WO#: **1307C25**

08-Aug-13

Client: Cypress Engineering
Project: TWP Laguna Sta 6

Sample ID **1307c25-010amsd** SampType: **MSD** TestCode: **EPA Method 8260B: VOLATILES**
Client ID: **6-40** Batch ID: **R12327** RunNo: **12327**
Prep Date: Analysis Date: **7/31/2013** SeqNo: **350714** Units: **µg/L**

Analyte	Result	PQL	SPK value	SPK Ref Val	%REC	LowLimit	HighLimit	%RPD	RPDLimit	Qual
Toluene	21	1.0	20.00	0	103	77	127	5.49	20	
Chlorobenzene	20	1.0	20.00	0	98.5	70	130	5.41	20	
1,1-Dichloroethene	81	1.0	20.00	71.05	49.8	66.5	131	6.90	20	S
Trichloroethene (TCE)	19	1.0	20.00	1.742	84.2	66.3	134	5.70	20	
Surr: 1,2-Dichloroethane-d4	9.1		10.00		91.1	70	130	0	0	
Surr: 4-Bromofluorobenzene	8.1		10.00		80.9	70	130	0	0	
Surr: Dibromofluoromethane	7.3		10.00		72.6	70	130	0	0	
Surr: Toluene-d8	11		10.00		106	70	130	0	0	

Sample ID **B6** SampType: **MBLK** TestCode: **EPA Method 8260B: VOLATILES**
Client ID: **PBW** Batch ID: **R12295** RunNo: **12295**
Prep Date: Analysis Date: **7/30/2013** SeqNo: **350828** Units: **µg/L**

Analyte	Result	PQL	SPK value	SPK Ref Val	%REC	LowLimit	HighLimit	%RPD	RPDLimit	Qual
Benzene	ND	1.0								
Toluene	ND	1.0								
Ethylbenzene	ND	1.0								
Methyl tert-butyl ether (MTBE)	ND	1.0								
1,2,4-Trimethylbenzene	ND	1.0								
1,3,5-Trimethylbenzene	ND	1.0								
1,2-Dichloroethane (EDC)	ND	1.0								
1,2-Dibromoethane (EDB)	ND	1.0								
Naphthalene	ND	2.0								
1-Methylnaphthalene	ND	4.0								
2-Methylnaphthalene	ND	4.0								
Acetone	ND	10								
Bromobenzene	ND	1.0								
Bromodichloromethane	ND	1.0								
Bromoform	ND	1.0								
Bromomethane	ND	3.0								
2-Butanone	ND	10								
Carbon disulfide	ND	10								
Carbon Tetrachloride	ND	1.0								
Chlorobenzene	ND	1.0								
Chloroethane	ND	2.0								
Chloroform	ND	1.0								
Chloromethane	ND	3.0								
2-Chlorotoluene	ND	1.0								
4-Chlorotoluene	ND	1.0								
cis-1,2-DCE	ND	1.0								

Qualifiers:

- * Value exceeds Maximum Contaminant Level.
- E Value above quantitation range
- J Analyte detected below quantitation limits
- O RSD is greater than RSDlimit
- R RPD outside accepted recovery limits
- B Analyte detected in the associated Method Blank
- H Holding times for preparation or analysis exceeded
- ND Not Detected at the Reporting Limit
- P Sample pH greater than 2 for VOA and TOC only.
- RL Reporting Detection Limit

QC SUMMARY REPORT

Hall Environmental Analysis Laboratory, Inc.

WO#: **1307C25**

08-Aug-13

Client: Cypress Engineering

Project: TWP Laguna Sta 6

Sample ID **B6**	SampType: **MBLK**	TestCode: **EPA Method 8260B: VOLATILES**	
Client ID: **PBW**	Batch ID: **R12295**	RunNo: **12295**	
Prep Date:	Analysis Date: **7/30/2013**	SeqNo: **350828**	Units: **µg/L**

Analyte	Result	PQL	SPK value	SPK Ref Val	%REC	LowLimit	HighLimit	%RPD	RPDLimit	Qual
cis-1,3-Dichloropropene	ND	1.0								
1,2-Dibromo-3-chloropropane	ND	2.0								
Dibromochloromethane	ND	1.0								
Dibromomethane	ND	1.0								
1,2-Dichlorobenzene	ND	1.0								
1,3-Dichlorobenzene	ND	1.0								
1,4-Dichlorobenzene	ND	1.0								
Dichlorodifluoromethane	ND	1.0								
1,1-Dichloroethane	ND	1.0								
1,1-Dichloroethene	ND	1.0								
1,2-Dichloropropane	ND	1.0								
1,3-Dichloropropane	ND	1.0								
2,2-Dichloropropane	ND	2.0								
1,1-Dichloropropene	ND	1.0								
Hexachlorobutadiene	ND	1.0								
2-Hexanone	ND	10								
Isopropylbenzene	ND	1.0								
4-Isopropyltoluene	ND	1.0								
4-Methyl-2-pentanone	ND	10								
Methylene Chloride	ND	3.0								
n-Butylbenzene	ND	3.0								
n-Propylbenzene	ND	1.0								
sec-Butylbenzene	ND	1.0								
Styrene	ND	1.0								
tert-Butylbenzene	ND	1.0								
1,1,1,2-Tetrachloroethane	ND	1.0								
1,1,2,2-Tetrachloroethane	ND	2.0								
Tetrachloroethene (PCE)	ND	1.0								
trans-1,2-DCE	ND	1.0								
trans-1,3-Dichloropropene	ND	1.0								
1,2,3-Trichlorobenzene	ND	1.0								
1,2,4-Trichlorobenzene	ND	1.0								
1,1,1-Trichloroethane	ND	1.0								
1,1,2-Trichloroethane	ND	1.0								
Trichloroethene (TCE)	ND	1.0								
Trichlorofluoromethane	ND	1.0								
1,2,3-Trichloropropane	ND	2.0								
Vinyl chloride	ND	1.0								
Xylenes, Total	ND	1.5								
Surr: 1,2-Dichloroethane-d4	10		10.00		101	70	130			

Qualifiers:

*	Value exceeds Maximum Contaminant Level.	B	Analyte detected in the associated Method Blank
E	Value above quantitation range	H	Holding times for preparation or analysis exceeded
J	Analyte detected below quantitation limits	ND	Not Detected at the Reporting Limit
O	RSD is greater than RSDlimit	P	Sample pH greater than 2 for VOA and TOC only.
R	RPD outside accepted recovery limits	RL	Reporting Detection Limit

QC SUMMARY REPORT

Hall Environmental Analysis Laboratory, Inc.

WO#: **1307C25**

08-Aug-13

Client: Cypress Engineering
Project: TWP Laguna Sta 6

Sample ID **B6**	SampType: **MBLK**	TestCode: **EPA Method 8260B: VOLATILES**	
Client ID: **PBW**	Batch ID: **R12295**	RunNo: **12295**	
Prep Date:	Analysis Date: **7/30/2013**	SeqNo: **350828**	Units: **µg/L**

Analyte	Result	PQL	SPK value	SPK Ref Val	%REC	LowLimit	HighLimit	%RPD	RPDLimit	Qual
Surr: 4-Bromofluorobenzene	9.7		10.00		96.7	70	130			
Surr: Dibromofluoromethane	8.9		10.00		88.6	70	130			
Surr: Toluene-d8	10		10.00		102	70	130			

Qualifiers:

- * Value exceeds Maximum Contaminant Level.
- E Value above quantitation range
- J Analyte detected below quantitation limits
- O RSD is greater than RSDlimit
- R RPD outside accepted recovery limits
- B Analyte detected in the associated Method Blank
- H Holding times for preparation or analysis exceeded
- ND Not Detected at the Reporting Limit
- P Sample pH greater than 2 for VOA and TOC only.
- RL Reporting Detection Limit

HALL ENVIRONMENTAL ANALYSIS LABORATORY

Hall Environmental Analysis Laboratory
4901 Hawkins NE
Albuquerque, NM 87109
TEL: 505-345-3975 FAX: 505-345-4107
Website: www.hallenvironmental.com

Sample Log-In Check List

Client Name: CYP Work Order Number: 1307B32 RcptNo: 1

Received by/date: AT 07/25/13

Logged By: Anne Thorne 7/25/2013 7:30:00 AM Anne Thorne

Completed By: Anne Thorne 7/25/2013 Anne Thorne

Reviewed By: IO 07/25/13

Chain of Custody

1. Custody seals intact on sample bottles? Yes ☐ No ☐ Not Present ☑
2. Is Chain of Custody complete? Yes ☑ No ☐ Not Present ☐
3. How was the sample delivered? Client

Log In

4. Was an attempt made to cool the samples? Yes ☑ No ☐ NA ☐
5. Were all samples received at a temperature of >0° C to 6.0°C Yes ☑ No ☐ NA ☐
6. Sample(s) in proper container(s)? Yes ☑ No ☐
7. Sufficient sample volume for indicated test(s)? Yes ☑ No ☐
8. Are samples (except VOA and ONG) properly preserved? Yes ☑ No ☐
9. Was preservative added to bottles? Yes ☐ No ☑ NA ☐
10. VOA vials have zero headspace? Yes ☑ No ☐ No VOA Vials ☐
11. Were any sample containers received broken? Yes ☐ No ☑
12. Does paperwork match bottle labels? Yes ☑ No ☐
    (Note discrepancies on chain of custody)
13. Are matrices correctly identified on Chain of Custody? Yes ☑ No ☐
14. Is it clear what analyses were requested? Yes ☑ No ☐
15. Were all holding times able to be met? Yes ☑ No ☐
    (If no, notify customer for authorization.)

# of preserved bottles checked for pH: _____ (<2 or >12 unless noted)
Adjusted? _____
Checked by: _____

Special Handling (if applicable)

16. Was client notified of all discrepancies with this order? Yes ☐ No ☐ NA ☑

Person Notified: _____ Date _____
By Whom: _____ Via: ☐ eMail ☐ Phone ☐ Fax ☐ In Person
Regarding: _____
Client Instructions: _____

17. Additional remarks:

18. Cooler Information

Cooler No	Temp °C	Condition	Seal Intact	Seal No	Seal Date	Signed By
1	2.5	Good	Not Present			

HALL ENVIRONMENTAL ANALYSIS LABORATORY

Hall Environmental Analysis Laboratory
4901 Hawkins NE
Albuquerque, NM 87109
TEL: 505-345-3975 FAX: 505-345-4107
Website: www.hallenvironmental.com

Sample Log-In Check List

Client Name: CYP Work Order Number: 1307C25 RcptNo: 1

Received by/date: AT 07/26/13

Logged By: Anne Thorne 7/26/2013 11:00:00 AM Anne Thorne

Completed By: Anne Thorne 7/26/2013 Anne Thorne

Reviewed By: 07/26/13

Chain of Custody

1. Custody seals intact on sample bottles? Yes ☐ No ☐ Not Present ☑
2. Is Chain of Custody complete? Yes ☑ No ☐ Not Present ☐
3. How was the sample delivered? Client

Log In

4. Was an attempt made to cool the samples? Yes ☑ No ☐ NA ☐
5. Were all samples received at a temperature of >0° C to 6.0°C Yes ☑ No ☐ NA ☐
6. Sample(s) in proper container(s)? Yes ☑ No ☐
7. Sufficient sample volume for indicated test(s)? Yes ☑ No ☐
8. Are samples (except VOA and ONG) properly preserved? Yes ☑ No ☐
9. Was preservative added to bottles? Yes ☐ No ☑ NA ☐
10. VOA vials have zero headspace? Yes ☑ No ☐ No VOA Vials ☐
11. Were any sample containers received broken? Yes ☐ No ☑
12. Does paperwork match bottle labels? Yes ☑ No ☐
    (Note discrepancies on chain of custody)
13. Are matrices correctly identified on Chain of Custody? Yes ☑ No ☐
14. Is it clear what analyses were requested? Yes ☑ No ☐
15. Were all holding times able to be met? Yes ☑ No ☐
    (If no, notify customer for authorization.)

# of preserved bottles checked for pH: _____ (<2 or >12 unless noted)
Adjusted? _____
Checked by: _____

Special Handling (if applicable)

16. Was client notified of all discrepancies with this order? Yes ☐ No ☐ NA ☑

Person Notified: _____ Date _____
By Whom: _____ Via: ☐ eMail ☐ Phone ☐ Fax ☐ In Person
Regarding: _____
Client Instructions: _____

17. Additional remarks:

18. Cooler Information

Cooler No	Temp °C	Condition	Seal Intact	Seal No	Seal Date	Signed By
1	2.3	Good	Not Present			

Chain-of-Custody Record

Client: ~~Transwest~~ Cypress Engineering Services

Mailing Address: 7171 Hwy 6 North Steck Laguna Sta 6 Houston TX 77095

Phone #: 281-297-8421

email or Fax#:

QA/QC Package:
☒ Standard ☐ Level 4 (Full Validation)

Accreditation
☐ NELAP ☐ Other _____

☐ EDD (Type) _____

Turn-Around Time:
☒ Standard ☐ Rush _____

Project Name: Transwestern Pipeline Laguna Sta 6

Project #: TWP Laguna

Project Manager: George Robinson

Sampler: Samuel Sharp

On Ice: ☒ Yes ☐ No

Sample Temperature: 2.5

HALL ENVIRONMENTAL ANALYSIS LABORATORY

www.hallenvironmental.com

4901 Hawkins NE - Albuquerque, NM 87109

Tel. 505-345-3975 Fax 505-345-4107

Analysis Request

Date	Time	Matrix	Sample Request ID	Container Type and #	Preservative Type	HEAL No.	BTEX + MTBE + TMB's (8021)	BTEX + MTBE + TPH (Gas only)	TPH 8015B (GRO / DRO / MRO)	TPH (Method 418.1)	EDB (Method 504.1)	PAH's (8310 or 8270 SIMS)	RCRA 8 Metals	Anions (F,Cl,NO_3,NO_2,PO_4,SO_4)	8081 Pesticides / 8082 PCB's	8260B (VOA)	8270 (Semi-VOA)					Air Bubbles (Y or N)
7/24/13	1015	W	6-20C	3/40ml 1/1L	HCl	-001									X	X						
	1415		6-21C	"	"	-002									X	X						
	1415		6-21C DUP *	"	"	-003									X	X						
	1430		6-22C	"	"	-004									X	X						
	1240		6-36	3/40ml	HCl	-005										X						
	1355		6-14	3/40ml 1/1L	HCl	-006									X	X						
			Trip Blank 07/25/13 AS			-007										X						

Date:	Time:	Relinquished by:	Received by:	Date	Time
7/25/13	0630			07/25/13	0730
Date:	Time:	Relinquished by:	Received by:	Date	Time

Remarks:
* Look for High PCB's
Cooler 1 of 3

If necessary, samples submitted to Hall Environmental may be subcontracted to other accredited laboratories. This serves as notice of this possibility. Any sub-contracted data will be clearly notated on the analytical report.

Chain-of-Custody Record

Client: Cypress Engineering
7171 Hwy 6 North Ste 102
Mailing Address: Houston TX 77095

Phone #: 281 797 3421
email or Fax#:

QA/QC Package:
☒ Standard ☐ Level 4 (Full Validation)

Accreditation
☐ NELAP ☐ Other _____

☐ EDD (Type) _____

Turn-Around Time:
☒ Standard ☐ Rush _____

Project Name: Transwestern Parsons Co Laguna Sta 6

Project #: TWP Laguna

Project Manager: George Robinson

Sampler: Sandy Stamp

On Ice: [redacted] Yes [redacted] No

Sample Temperature: [redacted]

HEAL No. [redacted]

HALL ENVIRONMENTAL ANALYSIS LABORATORY

www.hallenvironmental.com

4901 Hawkins NE - Albuquerque, NM 87109

Tel. 505-345-3975 Fax 505-345-4107

Analysis Request

Date	Time	Matrix	Sample Request ID	Container Type and #	Preservative Type	HEAL No.	BTEX + MTBE + TMB's (8021)	BTEX + MTBE + TPH (Gas only)	TPH 8015B (GRO / DRO / MRO)	TPH (Method 418.1)	EDB (Method 504.1)	PAH's (8310 or 8270 SIMS)	RCRA 8 Metals	Anions (F,Cl,NO_3,NO_2,PO_4,SO_4)	8081 Pesticides/8082 PCB's	8260B (VOA)	8270 (Semi-VOA)					Air Bubbles (Y or N)
4/25/13	0860	W	6-20B	3/40ml 1/1L	HCL/0	-001									X	X						
	0815		6-21B	3/40ml 1/1L	HCL/0	-002									X	X						
	1110		6-22B	3/40ml 1/1L	HCL/0	-003									X	X						
	0820		6-19	3/40ml	HCL	-004										X						
	0830		6-07	3/40ml	HCL	-005										X						
	1135		6-42	3/40ml	HCL	-006										X						
	~~1135~~		6-~~12~~ (TIME 1435)	3/40ml 1/1L	HCL/0	-007									X	X						
	1510		6-08	3/40ml	HCL	-008										X						
	1500		6-41	3/40ml	HCL	-009										X						
	1445		6-40	3/40ml 1/1L	HCL/0	-010 ~~008~~ 15012403									X	X						
	1550		6-44	3/40ml	HCL	-011										X						
	1550		6-44 DUP	3/40ml	HCL	-012										X						

Date:	Time:	Relinquished by:	Received by:	Date	Time
7/26/13	1100			07/26/13	1100
Date:	Time:	Relinquished by:	Received by:	Date	Time

Remarks:

If necessary, samples submitted to Hall Environmental may be subcontracted to other accredited laboratories. This serves as notice of this possibility. Any sub-contracted data will be clearly notated on the analytical report.

Chain-of-Custody Record

Client: CYPRESS ENGINEERING
7171 HWY 6 NORTH, STE 102
Mailing Address: HOUSTON TX 77095

Phone #: 281.797.3421
email or Fax#:
QA/QC Package:
☑ Standard ☐ Level 4 (Full Validation)
Accreditation
☐ NELAP ☐ Other
☐ EDD (Type)

Turn-Around Time:
☑ Standard ☐ Rush
Project Name: TRANSWESTERN PIPELINE CO LAGUNA STA-6
Project #: TWP LAGUNA
Project Manager: GEORGE ROBINSON
Sampler: [illegible]
On Ice: [illegible] ☐ No
Sample Temperature: 2.3

HALL ENVIRONMENTAL ANALYSIS LABORATORY
www.hallenvironmental.com
4901 Hawkins NE - Albuquerque, NM 87109
Tel. 505-345-3975 Fax 505-345-4107

Analysis Request

Date	Time	Matrix	Sample Request ID	Container Type and #	Preservative Type	HEAL No. 1307525	BTEX + MTBE + TMB's (8021)	BTEX + MTBE + TPH (Gas only)	TPH 8015B (GRO / DRO / MRO)	TPH (Method 418.1)	EDB (Method 504.1)	PAH's (8310 or 8270 SIMS)	RCRA 8 Metals	Anions (F,Cl,NO_3,NO_2,PO_4,SO_4)	8081 Pesticides / 8082 PCB's	8260B (VOA)	8270 (Semi-VOA)					Air Bubbles (Y or N)
7/25/13	1520	W	6-10	3/40ml 1/1L	HCl/0	-014									X	X						
7/25/13	1535		6-09	3/40ml 1/1L	HCl/0	-015									X	X						
7/26/13	0840		6-16	3/40ml	HCl	-016										X						
	0850		6-28	"	"	-017										X						
	0855		6-33	"	"	-018										X						
	0905		6-52	"	"	-019										X						
	0915		6-51	"	"	-020										X						
	0925		6-47	3/40ml 1/1L	HCl/0	-021									X	X						
	0935		6-46	3/40ml 1/1L	HCl/0	-022									X	X						
	0945		6-45	3/40ml	HCl	-023										X						
7/25/13	1045	W	6-45	1/1L	0	-024									X							
—	—	W	TRIP BLANK	2/40ml	HCl	-025										X						

Date:	Time:	Relinquished by:	Received by:	Date	Time
7/26/13	1100	[signature]	[signature]	07/26/13	1100
Date:	Time:	Relinquished by:	Received by:	Date	Time

Remarks:

If necessary, samples submitted to Hall Environmental may be subcontracted to other accredited laboratories. This serves as notice of this possibility. Any sub-contracted data will be clearly notated on the analytical report.

Chain-of-Custody Record

Client: CYPRESS ENGINEERING
7171 ANY 6 NORTH STELLA
Mailing Address: HOUSTON TX 77095

Phone #: 281 797 3420
email or Fax#:
QA/QC Package:
☒ Standard ☐ Level 4 (Full Validation)
Accreditation
☐ NELAP ☐ Other
☐ EDD (Type)

Turn-Around Time:
☒ Standard ☐ Rush

Project Name: TRANSWESTERN PIPELINE CO LAGUNA SIA 6
Project #: TWP LAGUNA
Project Manager: GEORGE ROBINSON
Sampler: SANDY SLAMP
On Ice: ☒ Yes ☐ No
Sample Temperature: 2.3

HALL ENVIRONMENTAL ANALYSIS LABORATORY
www.hallenvironmental.com
4901 Hawkins NE - Albuquerque, NM 87109
Tel. 505-345-3975 Fax 505-345-4107

Analysis Request

Date	Time	Matrix	Sample Request ID	Container Type and #	Preservative Type	HEAL No.	BTEX + MTBE + TMB's (8021)	BTEX + MTBE + TPH (Gas only)	TPH 8015B (GRO / DRO / MRO)	TPH (Method 418.1)	EDB (Method 504.1)	PAH's (8310 or 8270 SIMS)	RCRA 8 Metals	Anions (F,Cl,NO_3,NO_2,PO_4,SO_4)	8081 Pesticides / 8082 PCB's	8260B (VOA)	8270 (Semi-VOA)				Air Bubbles (Y or N)
7/26/13	0950	W	PURGE H2O	3/40mL 4/1L	HCL/0	1307625-013									X	X					

Date:	Time:	Relinquished by:	Received by:	Date	Time
7/26/13	1000			07/26/13	7:00
Date:	Time:	Relinquished by:	Received by:	Date	Time

Remarks:

If necessary, samples submitted to Hall Environmental may be subcontracted to other accredited laboratories. This serves as notice of this possibility. Any sub-contracted data will be clearly notated on the analytical report.